

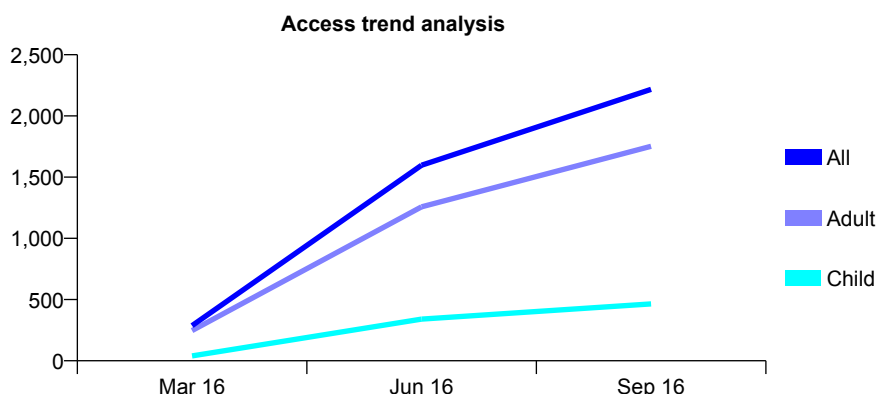
Q56 - Vital Signs At a Glance Contract Report for 100010/0000 - September 2016

Name or company name	M and H Tehrani, Jinesh Vaghela, Jiten Vag
Contract type name	GDS Contract
Purpose of contract	General
Contract start date	01/02/2016
Contract end date	

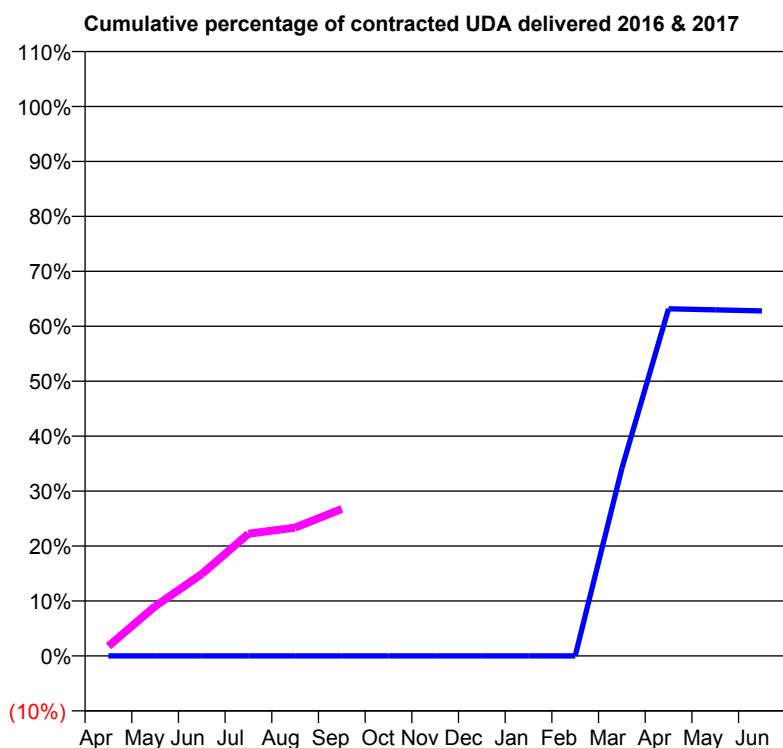
16/17 Contracted general activity (UDA)	11,500
Carry forward general activity (UDA)	24
16/17 Contracted orthodontic activity (UOA)	0
Carry forward orthodontic activity (UOA)	0
Baseline contract value	£276,399.32

ACCESS*

Patients seen in 24 months	Total	Change since previous quarter
Quarter ending September 2015	0	
Quarter ending December 2015	0	
Quarter ending March 2016	287	
Quarter ending June 2016	1,598	↑
Quarter ending September 2016	2,217	↑
Variance since September 2015	N/A	



ACTIVITY



Adjusted Scheduled Activity (UDA)		
Month	2016	2017
April	0	206
May	0	1,038
June	0	1,716
July	0	2,559
August	0	2,685
September	0	3,078
October	0	
November	0	
December	0	
January	0	
February	0	
March	540	
April	1,000	
May	997	
June	994	

QUALITY

	Quantity	Base Number	Contract	AT	Region	England
% of FP17s for the same patient ID Re-attending within 3 months - Children	10	471	2.1%	11.3%	12.0%	12.4%
% of FP17s for the same patient ID Re-attending within 3 months - Adults	101	1,858	5.4%	15.2%	15.9%	16.7%
% of FP17s for the same patient ID Re-attending between 3 & 9 months - Children	15	471	3.2%	58.7%	58.6%	57.4%
% of FP17s for the same patient ID Re-attending between 3 & 9 months - Adults	92	1,858	5.0%	50.0%	51.6%	50.5%
% of FP17s for Band 1 Urgent Courses	90	1,684	5.3%	9.7%	8.0%	9.1%
% of FP17s Relating to Free Repair or Replacements	4	1,684	0.2%	0.9%	0.8%	0.8%
% of FP17s Relating to Continuations	3	1,684	0.2%	1.3%	1.3%	1.3%
% of Patients satisfied with the dentistry they have received	0	0	N/A	91.2%	93.1%	93.2%
% of Patients satisfied with the time they had to wait for an appointment	0	0	N/A	85.6%	89.1%	89.0%

* This is based on patients treated on this contract for their most recent course of treatment. Figures in italics indicate the base number of FP17s or Patient Questionnaire responses are less than 100. N/A is shown where the base number of responses is less than 10 during the period. % is calculated as Quantity/Base number*100

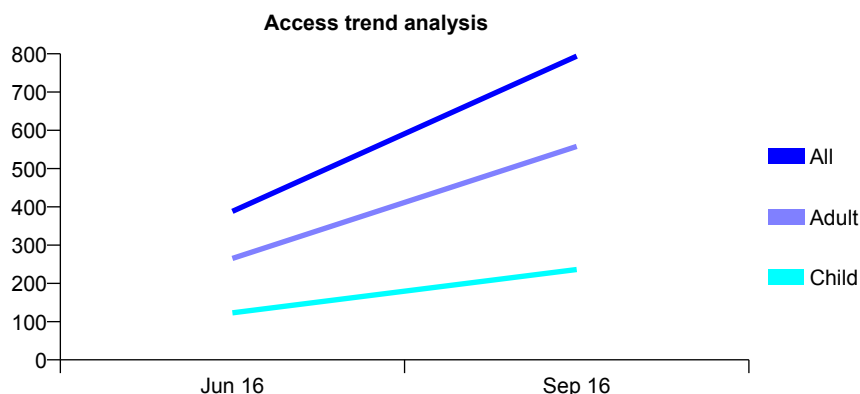
Q56 - Vital Signs At a Glance Contract Report for 100036/0000 - September 2016

Name or company name	Dr Veehar Malde
Contract type name	GDS Contract
Purpose of contract	General
Contract start date	01/03/2016
Contract end date	

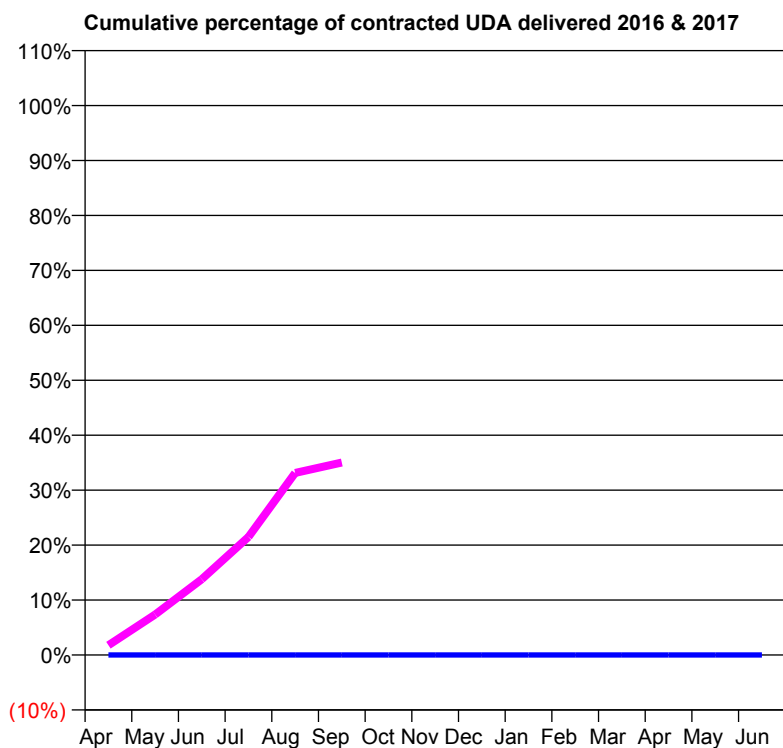
16/17 Contracted general activity (UDA)	4,029
Carry forward general activity (UDA)	0
16/17 Contracted orthodontic activity (UOA)	0
Carry forward orthodontic activity (UOA)	0
Baseline contract value	£99,593.18

ACCESS*

Patients seen in 24 months	Total	Change since previous quarter
Quarter ending September 2015	0	
Quarter ending December 2015	0	
Quarter ending March 2016	0	
Quarter ending June 2016	388	↑
Quarter ending September 2016	794	↑
Variance since September 2015	N/A	



ACTIVITY



Adjusted Scheduled Activity (UDA)		
Month	2016	2017
April	0	72
May	0	297
June	0	556
July	0	866
August	0	1,335
September	0	1,411
October	0	
November	0	
December	0	
January	0	
February	0	
March	0	
April	0	
May	0	
June	0	

QUALITY

	Quantity	Base Number	Contract	AT	Region	England
% of FP17s for the same patient ID Re-attending within 3 months - Children	11	245	4.5%	11.3%	12.0%	12.4%
% of FP17s for the same patient ID Re-attending within 3 months - Adults	51	568	9.0%	15.2%	15.9%	16.7%
% of FP17s for the same patient ID Re-attending between 3 & 9 months - Children	4	245	1.6%	58.7%	58.6%	57.4%
% of FP17s for the same patient ID Re-attending between 3 & 9 months - Adults	7	568	1.2%	50.0%	51.6%	50.5%
% of FP17s for Band 1 Urgent Courses	61	813	7.5%	9.7%	8.0%	9.1%
% of FP17s Relating to Free Repair or Replacements	0	813	0.0%	0.9%	0.8%	0.8%
% of FP17s Relating to Continuations	12	813	1.5%	1.3%	1.3%	1.3%
% of Patients satisfied with the dentistry they have received	0	0	N/A	91.2%	93.1%	93.2%
% of Patients satisfied with the time they had to wait for an appointment	0	0	N/A	85.6%	89.1%	89.0%

* This is based on patients treated on this contract for their most recent course of treatment. Figures in italics indicate the base number of FP17s or Patient Questionnaire responses are less than 100. N/A is shown where the base number of responses is less than 10 during the period. % is calculated as Quantity/Base number*100

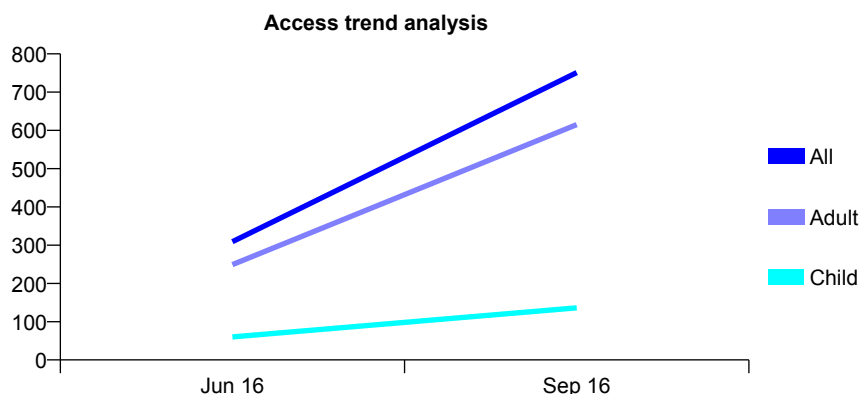
Q56 - Vital Signs At a Glance Contract Report for 100128/0000 - September 2016

Name or company name	Rookwood Dental Practice
Contract type name	GDS Contract
Purpose of contract	General
Contract start date	06/04/2016
Contract end date	

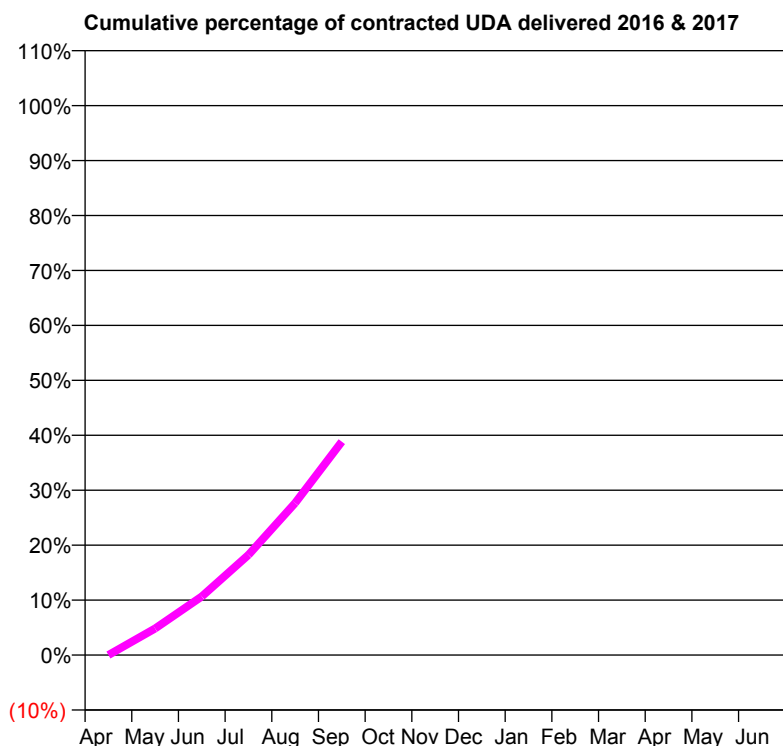
16/17 Contracted general activity (UDA)	3,884
Carry forward general activity (UDA)	0
16/17 Contracted orthodontic activity (UOA)	0
Carry forward orthodontic activity (UOA)	0
Baseline contract value	£98,752.35

ACCESS*

Patients seen in 24 months	Total	Change since previous quarter
Quarter ending September 2015	0	
Quarter ending December 2015	0	
Quarter ending March 2016	0	
Quarter ending June 2016	309	↑
Quarter ending September 2016	751	↑
Variance since September 2015	N/A	



ACTIVITY



Adjusted Scheduled Activity (UDA)		
Month	2016	2017
April	0	0
May	0	188
June	0	414
July	0	708
August	0	1,075
September	0	1,509
October	0	
November	0	
December	0	
January	0	
February	0	
March	0	
April	0	
May	0	
June	0	

QUALITY

	Quantity	Base Number	Contract	AT	Region	England
% of FP17s for the same patient ID Re-attending within 3 months - Children	13	151	8.6%	11.3%	12.0%	12.4%
% of FP17s for the same patient ID Re-attending within 3 months - Adults	42	667	6.3%	15.2%	15.9%	16.7%
% of FP17s for the same patient ID Re-attending between 3 & 9 months - Children	4	151	2.6%	58.7%	58.6%	57.4%
% of FP17s for the same patient ID Re-attending between 3 & 9 months - Adults	12	667	1.8%	50.0%	51.6%	50.5%
% of FP17s for Band 1 Urgent Courses	14	818	1.7%	9.7%	8.0%	9.1%
% of FP17s Relating to Free Repair or Replacements	5	818	0.6%	0.9%	0.8%	0.8%
% of FP17s Relating to Continuations	11	818	1.3%	1.3%	1.3%	1.3%
% of Patients satisfied with the dentistry they have received	0	0	N/A	91.2%	93.1%	93.2%
% of Patients satisfied with the time they had to wait for an appointment	0	0	N/A	85.6%	89.1%	89.0%

* This is based on patients treated on this contract for their most recent course of treatment. Figures in italics indicate the base number of FP17s or Patient Questionnaire responses are less than 100. N/A is shown where the base number of responses is less than 10 during the period. % is calculated as Quantity/Base number*100

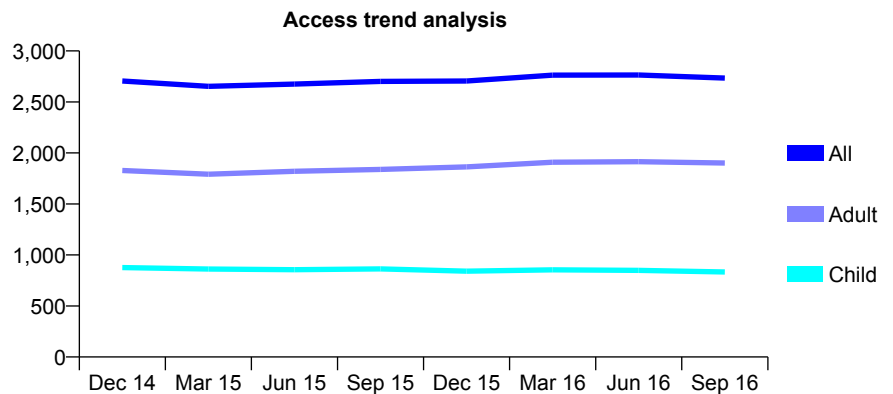
Q56 - Vital Signs At a Glance Contract Report for 101281/0029 - September 2016

Name or company name	OASIS DENTAL CARE LTD
Contract type name	GDS Contract
Purpose of contract	General
Contract start date	01/04/2006
Contract end date	

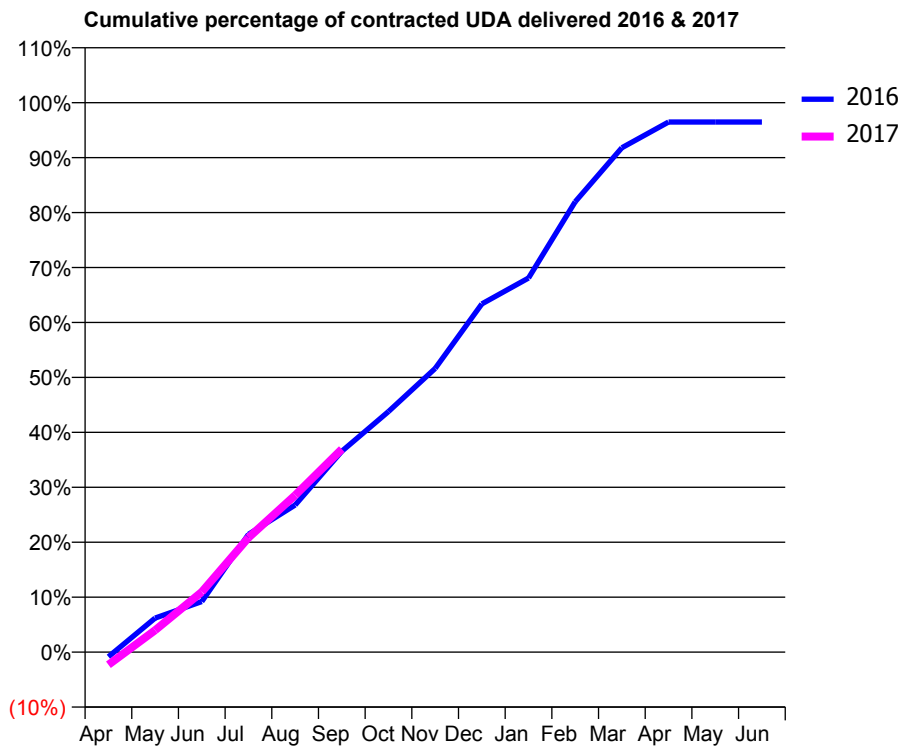
16/17 Contracted general activity (UDA)	7,953
Carry forward general activity (UDA)	280
16/17 Contracted orthodontic activity (UOA)	0
Carry forward orthodontic activity (UOA)	0
Baseline contract value	£192,907.38

ACCESS*

Patients seen in 24 months	Total	Change since previous quarter
Quarter ending September 2015	2,701	
Quarter ending December 2015	2,705	→
Quarter ending March 2016	2,763	↑
Quarter ending June 2016	2,764	→
Quarter ending September 2016	2,734	↓
Variance since September 2015	1.2%	→



ACTIVITY



Adjusted Scheduled Activity (UDA)		
Month	2016	2017
April	-68	-184
May	493	318
June	732	872
July	1,704	1,658
August	2,129	2,271
September	2,907	2,939
October	3,483	
November	4,107	
December	5,040	
January	5,415	
February	6,518	
March	7,299	
April	7,672	
May	7,673	
June	7,673	

QUALITY

	Quantity	Base Number	Contract	AT	Region	England
% of FP17s for the same patient ID Re-attending within 3 months - Children	44	637	6.9%	11.3%	12.0%	12.4%
% of FP17s for the same patient ID Re-attending within 3 months - Adults	241	1,246	19.3%	15.2%	15.9%	16.7%
% of FP17s for the same patient ID Re-attending between 3 & 9 months - Children	406	637	63.7%	58.7%	58.6%	57.4%
% of FP17s for the same patient ID Re-attending between 3 & 9 months - Adults	644	1,246	51.7%	50.0%	51.6%	50.5%
% of FP17s for Band 1 Urgent Courses	128	1,681	7.6%	9.7%	8.0%	9.1%
% of FP17s Relating to Free Repair or Replacements	16	1,681	1.0%	0.9%	0.8%	0.8%
% of FP17s Relating to Continuations	63	1,681	3.7%	1.3%	1.3%	1.3%
% of Patients satisfied with the dentistry they have received	2	2	N/A	91.2%	93.1%	93.2%
% of Patients satisfied with the time they had to wait for an appointment	2	2	N/A	85.6%	89.1%	89.0%

* This is based on patients treated on this contract for their most recent course of treatment. Figures in italics indicate the base number of FP17s or Patient Questionnaire responses are less than 100. N/A is shown where the base number of responses is less than 10 during the period. % is calculated as Quantity/Base number*100

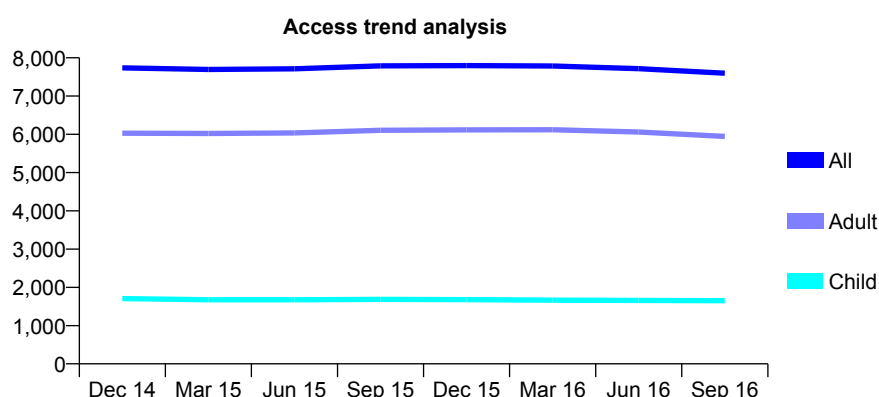
Q56 - Vital Signs At a Glance Contract Report for 101281/0058 - September 2016

Name or company name	OASIS DENTAL CARE LTD
Contract type name	GDS Contract
Purpose of contract	General and Orthodontic
Contract start date	01/04/2006
Contract end date	

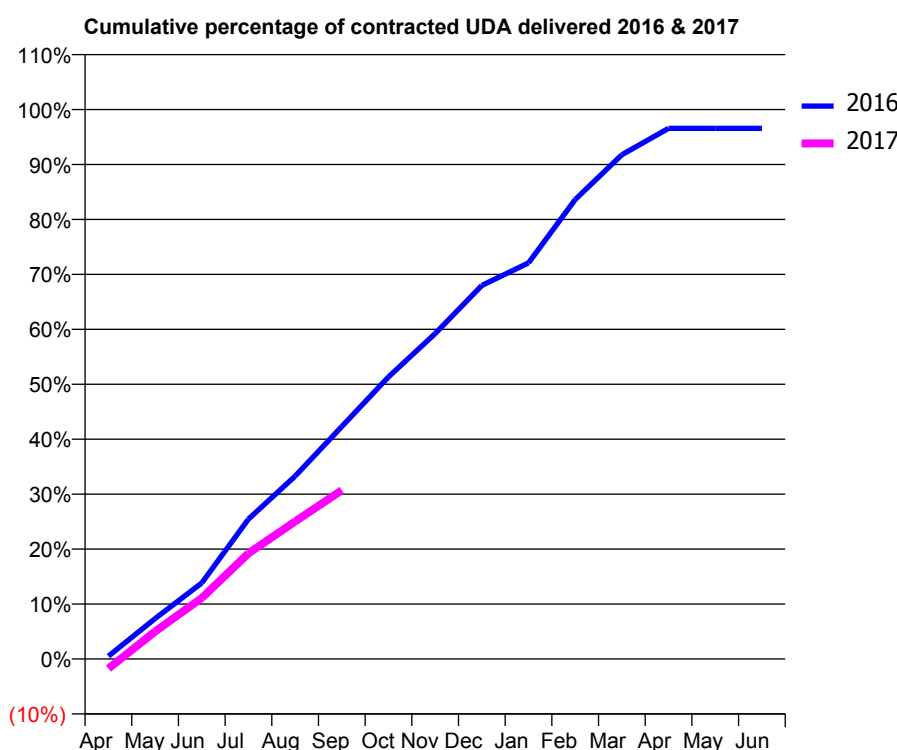
16/17 Contracted general activity (UDA)	23,334
Carry forward general activity (UDA)	1,258
16/17 Contracted orthodontic activity (UOA)	446
Carry forward orthodontic activity (UOA)	-8
Baseline contract value	£561,977.12

ACCESS*

Patients seen in 24 months	Total	Change since previous quarter
Quarter ending September 2015	7,789	
Quarter ending December 2015	7,796	→
Quarter ending March 2016	7,784	→
Quarter ending June 2016	7,717	→
Quarter ending September 2016	7,596	↓
Variance since September 2015	(2.5%)	↓



ACTIVITY



Adjusted Scheduled Activity (UDA)		
Month	2016	2017
April	119	-412
May	1,721	1,170
June	3,228	2,593
July	5,942	4,490
August	7,767	5,838
September	9,875	7,165
October	11,981	
November	13,818	
December	15,864	
January	16,821	
February	19,508	
March	21,415	
April	22,536	
May	22,536	
June	22,536	

QUALITY

	Quantity	Base Number	Contract	AT	Region	England
% of FP17s for the same patient ID Re-attending within 3 months - Children	75	1,208	6.2%	11.3%	12.0%	12.4%
% of FP17s for the same patient ID Re-attending within 3 months - Adults	811	4,214	19.2%	15.2%	15.9%	16.7%
% of FP17s for the same patient ID Re-attending between 3 & 9 months - Children	816	1,208	67.5%	58.7%	58.6%	57.4%
% of FP17s for the same patient ID Re-attending between 3 & 9 months - Adults	2,443	4,214	58.0%	50.0%	51.6%	50.5%
% of FP17s for Band 1 Urgent Courses	453	4,838	9.4%	9.7%	8.0%	9.1%
% of FP17s Relating to Free Repair or Replacements	85	4,838	1.8%	0.9%	0.8%	0.8%
% of FP17s Relating to Continuations	164	4,838	3.4%	1.3%	1.3%	1.3%
% of Patients satisfied with the dentistry they have received	10	12	83.3%	91.2%	93.1%	93.2%
% of Patients satisfied with the time they had to wait for an appointment	11	12	91.7%	85.6%	89.1%	89.0%

* This is based on patients treated on this contract for their most recent course of treatment. Figures in italics indicate the base number of FP17s or Patient Questionnaire responses are less than 100. N/A is shown where the base number of responses is less than 10 during the period. % is calculated as Quantity/Base number*100

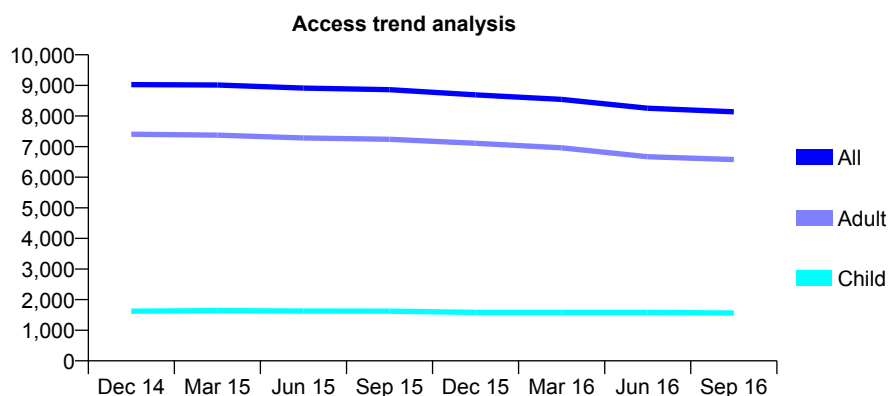
Q56 - Vital Signs At a Glance Contract Report for 101281/0195 - September 2016

Name or company name	OASIS DENTAL CARE LTD
Contract type name	GDS Contract
Purpose of contract	General
Contract start date	13/02/2009
Contract end date	

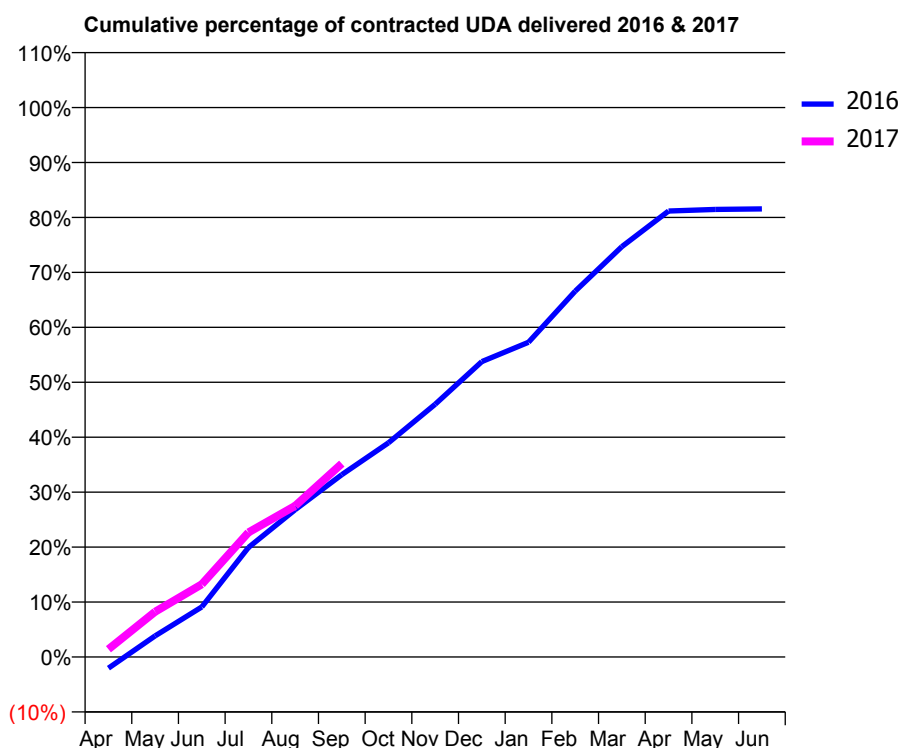
16/17 Contracted general activity (UDA)	28,270
Carry forward general activity (UDA)	0
16/17 Contracted orthodontic activity (UOA)	0
Carry forward orthodontic activity (UOA)	0
Baseline contract value	£644,845.57

ACCESS*

Patients seen in 24 months	Total	Change since previous quarter
Quarter ending September 2015	8,861	
Quarter ending December 2015	8,691	↓
Quarter ending March 2016	8,541	↓
Quarter ending June 2016	8,253	↓
Quarter ending September 2016	8,138	↓
Variance since September 2015	(8.2%)	↓



ACTIVITY



Adjusted Scheduled Activity (UDA)		
Month	2016	2017
April	-577	400
May	1,084	2,328
June	2,576	3,745
July	5,637	6,410
August	7,575	7,776
September	9,382	9,950
October	11,021	
November	13,006	
December	15,198	
January	16,197	
February	18,819	
March	21,112	
April	22,942	
May	23,024	
June	23,057	

QUALITY

	Quantity	Base Number	Contract	AT	Region	England
% of FP17s for the same patient ID Re-attending within 3 months - Children	63	1,073	5.9%	11.3%	12.0%	12.4%
% of FP17s for the same patient ID Re-attending within 3 months - Adults	840	4,862	17.3%	15.2%	15.9%	16.7%
% of FP17s for the same patient ID Re-attending between 3 & 9 months - Children	596	1,073	55.5%	58.7%	58.6%	57.4%
% of FP17s for the same patient ID Re-attending between 3 & 9 months - Adults	2,708	4,862	55.7%	50.0%	51.6%	50.5%
% of FP17s for Band 1 Urgent Courses	545	5,145	10.6%	9.7%	8.0%	9.1%
% of FP17s Relating to Free Repair or Replacements	105	5,145	2.0%	0.9%	0.8%	0.8%
% of FP17s Relating to Continuations	139	5,145	2.7%	1.3%	1.3%	1.3%
% of Patients satisfied with the dentistry they have received	12	14	85.7%	91.2%	93.1%	93.2%
% of Patients satisfied with the time they had to wait for an appointment	13	14	92.9%	85.6%	89.1%	89.0%

* This is based on patients treated on this contract for their most recent course of treatment. Figures in italics indicate the base number of FP17s or Patient Questionnaire responses are less than 100. N/A is shown where the base number of responses is less than 10 during the period. % is calculated as Quantity/Base number*100

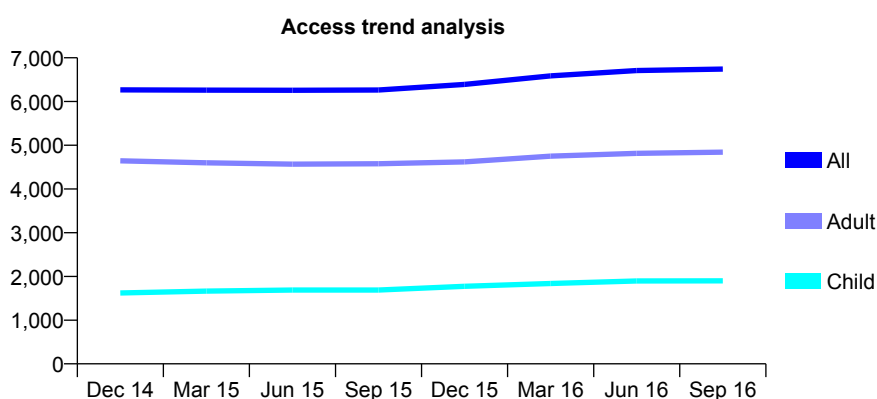
Q56 - Vital Signs At a Glance Contract Report for 101281/0198 - September 2016

Name or company name	OASIS DENTAL CARE LTD
Contract type name	PDS Contract
Purpose of contract	General
Contract start date	27/04/2009
Contract end date	31/03/2020

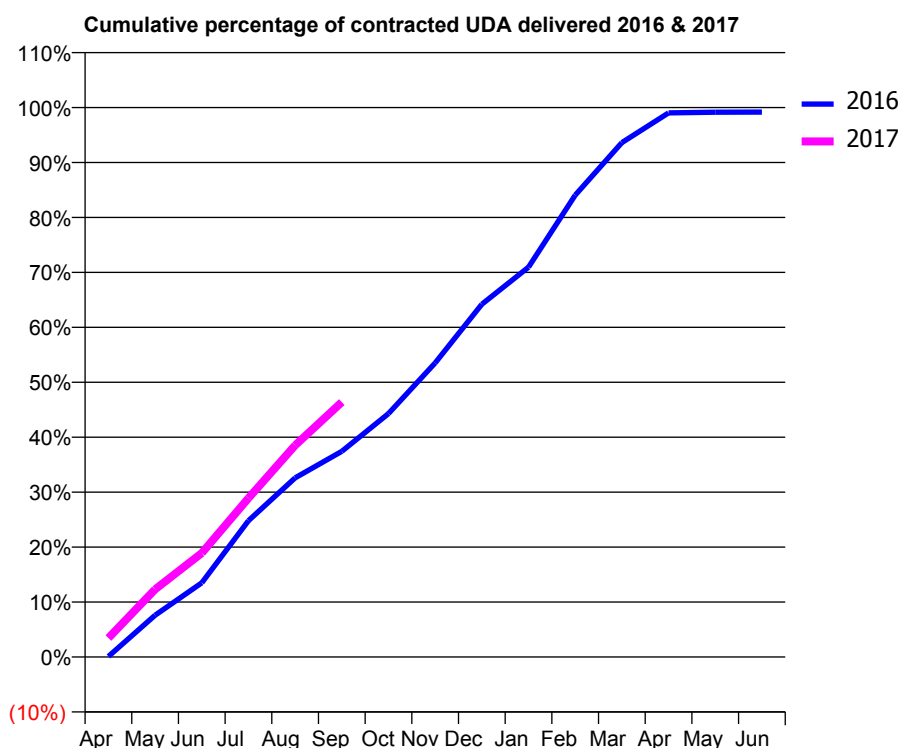
16/17 Contracted general activity (UDA)	17,904
Carry forward general activity (UDA)	148
16/17 Contracted orthodontic activity (UOA)	0
Carry forward orthodontic activity (UOA)	0
Baseline contract value	£408,402.20

ACCESS*

Patients seen in 24 months	Total	Change since previous quarter
Quarter ending September 2015	6,263	
Quarter ending December 2015	6,393	↑
Quarter ending March 2016	6,587	↑
Quarter ending June 2016	6,709	→
Quarter ending September 2016	6,741	→
Variance since September 2015	7.6%	↑



ACTIVITY



Adjusted Scheduled Activity (UDA)		
Month	2016	2017
April	19	620
May	1,360	2,205
June	2,417	3,387
July	4,440	5,178
August	5,836	6,897
September	6,700	8,305
October	7,931	
November	9,584	
December	11,495	
January	12,703	
February	15,050	
March	16,762	
April	17,727	
May	17,750	
June	17,756	

QUALITY

	Quantity	Base Number	Contract	AT	Region	England
% of FP17s for the same patient ID Re-attending within 3 months - Children	131	1,564	8.4%	11.3%	12.0%	12.4%
% of FP17s for the same patient ID Re-attending within 3 months - Adults	646	3,783	17.1%	15.2%	15.9%	16.7%
% of FP17s for the same patient ID Re-attending between 3 & 9 months - Children	1,016	1,564	65.0%	58.7%	58.6%	57.4%
% of FP17s for the same patient ID Re-attending between 3 & 9 months - Adults	2,139	3,783	56.5%	50.0%	51.6%	50.5%
% of FP17s for Band 1 Urgent Courses	382	4,816	7.9%	9.7%	8.0%	9.1%
% of FP17s Relating to Free Repair or Replacements	118	4,816	2.5%	0.9%	0.8%	0.8%
% of FP17s Relating to Continuations	110	4,816	2.3%	1.3%	1.3%	1.3%
% of Patients satisfied with the dentistry they have received	2	2	N/A	91.2%	93.1%	93.2%
% of Patients satisfied with the time they had to wait for an appointment	2	2	N/A	85.6%	89.1%	89.0%

* This is based on patients treated on this contract for their most recent course of treatment. Figures in italics indicate the base number of FP17s or Patient Questionnaire responses are less than 100. N/A is shown where the base number of responses is less than 10 during the period. % is calculated as Quantity/Base number*100

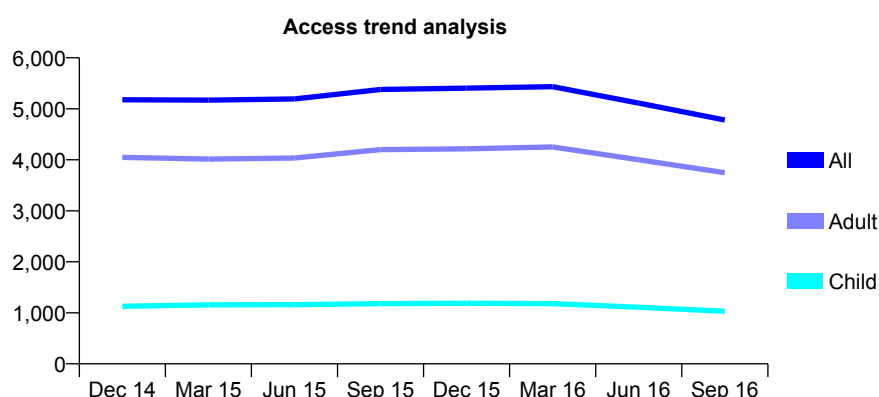
Q56 - Vital Signs At a Glance Contract Report for 101338/0075 - September 2016

Name or company name	Whitecross Dental Care Limited
Contract type name	GDS Contract
Purpose of contract	General and Orthodontic
Contract start date	09/03/2009
Contract end date	

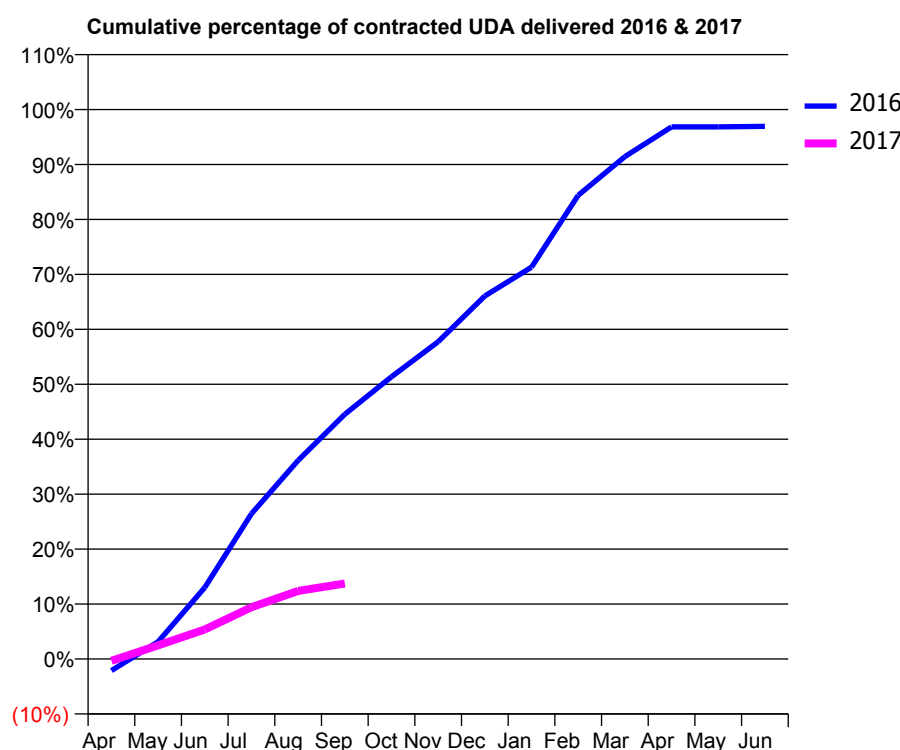
16/17 Contracted general activity (UDA)	13,187
Carry forward general activity (UDA)	405
16/17 Contracted orthodontic activity (UOA)	2,960
Carry forward orthodontic activity (UOA)	-53
Baseline contract value	£508,363.58

ACCESS*

Patients seen in 24 months	Total	Change since previous quarter
Quarter ending September 2015	5,380	
Quarter ending December 2015	5,405	→
Quarter ending March 2016	5,433	→
Quarter ending June 2016	5,112	↓
Quarter ending September 2016	4,780	↓
Variance since September 2015	(11.2%)	↓



ACTIVITY



Adjusted Scheduled Activity (UDA)		
Month	2016	2017
April	-279	-47
May	413	329
June	1,717	709
July	3,487	1,242
August	4,767	1,633
September	5,874	1,811
October	6,772	
November	7,616	
December	8,714	
January	9,403	
February	11,127	
March	12,056	
April	12,770	
May	12,770	
June	12,782	

QUALITY

	Quantity	Base Number	Contract	AT	Region	England
% of FP17s for the same patient ID Re-attending within 3 months - Children	20	430	4.7%	11.3%	12.0%	12.4%
% of FP17s for the same patient ID Re-attending within 3 months - Adults	131	1,085	12.1%	15.2%	15.9%	16.7%
% of FP17s for the same patient ID Re-attending between 3 & 9 months - Children	165	430	38.4%	58.7%	58.6%	57.4%
% of FP17s for the same patient ID Re-attending between 3 & 9 months - Adults	370	1,085	34.1%	50.0%	51.6%	50.5%
% of FP17s for Band 1 Urgent Courses	87	1,124	7.7%	9.7%	8.0%	9.1%
% of FP17s Relating to Free Repair or Replacements	4	1,124	0.4%	0.9%	0.8%	0.8%
% of FP17s Relating to Continuations	18	1,124	1.6%	1.3%	1.3%	1.3%
% of Patients satisfied with the dentistry they have received	1	1	N/A	91.2%	93.1%	93.2%
% of Patients satisfied with the time they had to wait for an appointment	1	1	N/A	85.6%	89.1%	89.0%

* This is based on patients treated on this contract for their most recent course of treatment. Figures in italics indicate the base number of FP17s or Patient Questionnaire responses are less than 100. N/A is shown where the base number of responses is less than 10 during the period. % is calculated as Quantity/Base number*100

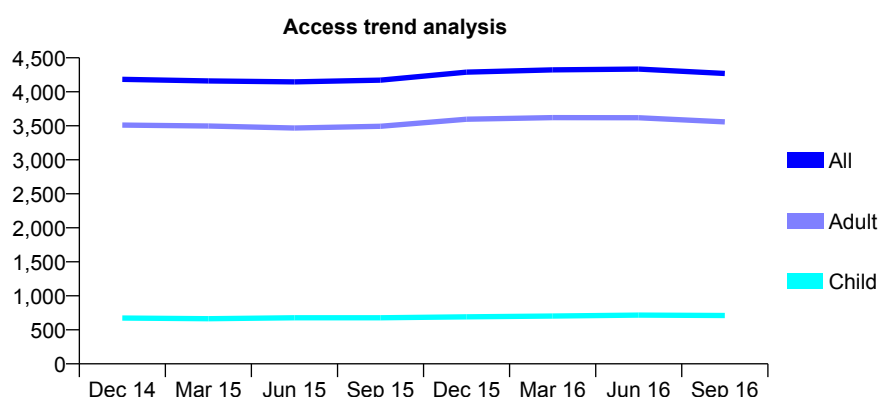
Q56 - Vital Signs At a Glance Contract Report for 101338/0092 - September 2016

Name or company name	Whitecross Dental Care Limited
Contract type name	GDS Contract
Purpose of contract	General
Contract start date	28/07/2009
Contract end date	

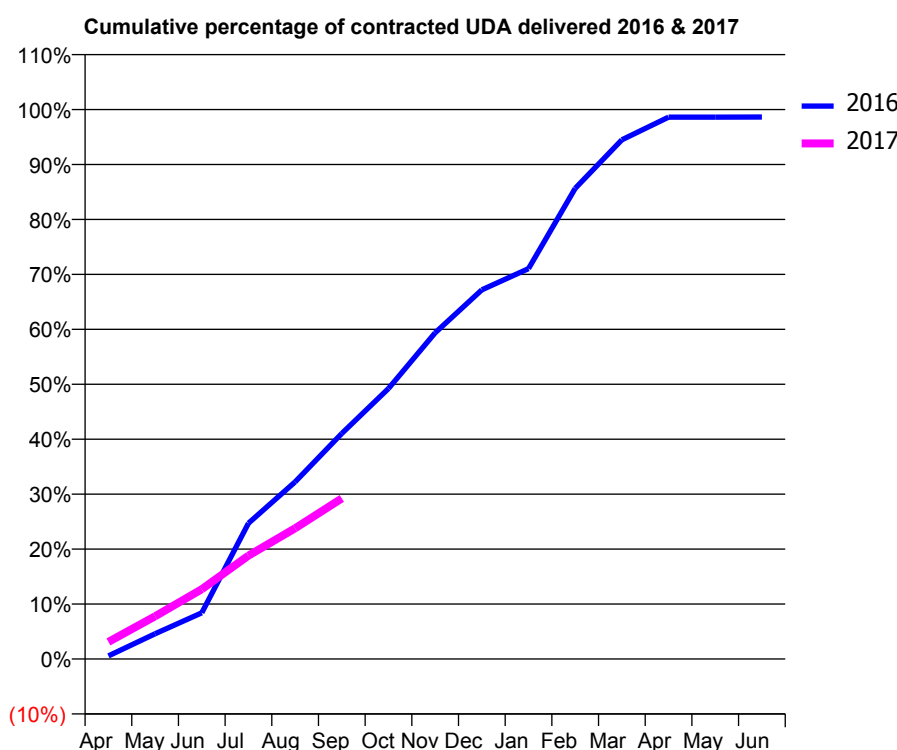
16/17 Contracted general activity (UDA)	13,186
Carry forward general activity (UDA)	155
16/17 Contracted orthodontic activity (UOA)	0
Carry forward orthodontic activity (UOA)	0
Baseline contract value	£332,333.67

ACCESS*

Patients seen in 24 months	Total	Change since previous quarter
Quarter ending September 2015	4,171	
Quarter ending December 2015	4,289	↑
Quarter ending March 2016	4,323	→
Quarter ending June 2016	4,335	→
Quarter ending September 2016	4,269	↓
Variance since September 2015	2.3%	↑



ACTIVITY



Adjusted Scheduled Activity (UDA)		
Month	2016	2017
April	64	412
May	524	1,026
June	957	1,675
July	2,814	2,481
August	3,671	3,136
September	4,673	3,854
October	5,605	
November	6,760	
December	7,648	
January	8,088	
February	9,752	
March	10,757	
April	11,228	
May	11,228	
June	11,231	

QUALITY

	Quantity	Base Number	Contract	AT	Region	England
% of FP17s for the same patient ID Re-attending within 3 months - Children	9	293	3.1%	11.3%	12.0%	12.4%
% of FP17s for the same patient ID Re-attending within 3 months - Adults	191	1,453	13.1%	15.2%	15.9%	16.7%
% of FP17s for the same patient ID Re-attending between 3 & 9 months - Children	94	293	32.1%	58.7%	58.6%	57.4%
% of FP17s for the same patient ID Re-attending between 3 & 9 months - Adults	513	1,453	35.3%	50.0%	51.6%	50.5%
% of FP17s for Band 1 Urgent Courses	117	1,577	7.4%	9.7%	8.0%	9.1%
% of FP17s Relating to Free Repair or Replacements	1	1,577	0.1%	0.9%	0.8%	0.8%
% of FP17s Relating to Continuations	43	1,577	2.7%	1.3%	1.3%	1.3%
% of Patients satisfied with the dentistry they have received	5	7	N/A	91.2%	93.1%	93.2%
% of Patients satisfied with the time they had to wait for an appointment	6	7	N/A	85.6%	89.1%	89.0%

* This is based on patients treated on this contract for their most recent course of treatment. Figures in italics indicate the base number of FP17s or Patient Questionnaire responses are less than 100. N/A is shown where the base number of responses is less than 10 during the period. % is calculated as Quantity/Base number*100

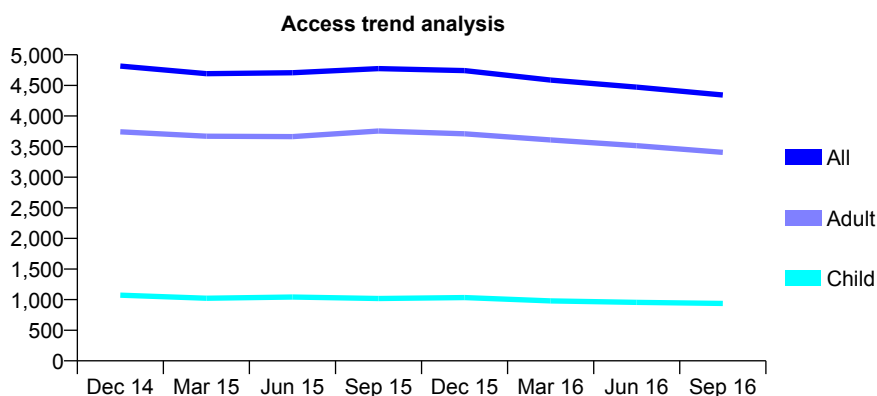
Q56 - Vital Signs At a Glance Contract Report for 101338/0101 - September 2016

Name or company name	Whitecross Dental Care Limited
Contract type name	GDS Contract
Purpose of contract	General
Contract start date	01/10/2009
Contract end date	

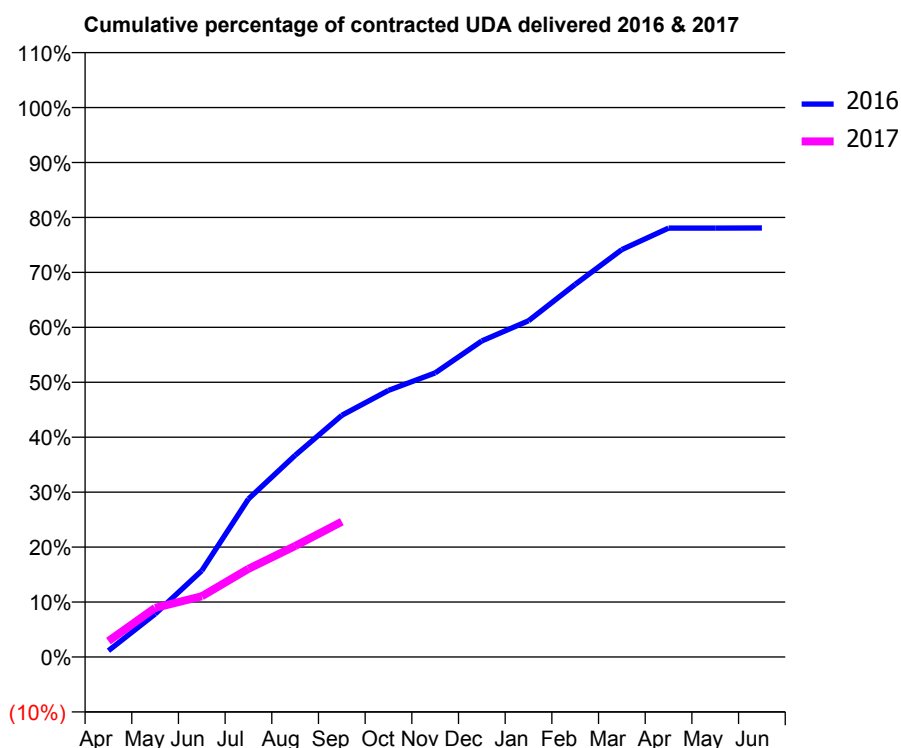
16/17 Contracted general activity (UDA)	14,000
Carry forward general activity (UDA)	0
16/17 Contracted orthodontic activity (UOA)	0
Carry forward orthodontic activity (UOA)	0
Baseline contract value	£344,679.30

ACCESS*

Patients seen in 24 months	Total	Change since previous quarter
Quarter ending September 2015	4,774	
Quarter ending December 2015	4,742	→
Quarter ending March 2016	4,587	↓
Quarter ending June 2016	4,471	↓
Quarter ending September 2016	4,344	↓
Variance since September 2015	(9.0%)	↓



ACTIVITY



Adjusted Scheduled Activity (UDA)		
Month	2016	2017
April	160	407
May	1,097	1,250
June	2,201	1,546
July	4,027	2,248
August	5,139	2,830
September	6,157	3,447
October	6,793	
November	7,238	
December	8,052	
January	8,568	
February	9,495	
March	10,381	
April	10,926	
May	10,927	
June	10,929	

QUALITY

	Quantity	Base Number	Contract	AT	Region	England
% of FP17s for the same patient ID Re-attending within 3 months - Children	18	429	4.2%	11.3%	12.0%	12.4%
% of FP17s for the same patient ID Re-attending within 3 months - Adults	147	1,564	9.4%	15.2%	15.9%	16.7%
% of FP17s for the same patient ID Re-attending between 3 & 9 months - Children	236	429	55.0%	58.7%	58.6%	57.4%
% of FP17s for the same patient ID Re-attending between 3 & 9 months - Adults	651	1,564	41.6%	50.0%	51.6%	50.5%
% of FP17s for Band 1 Urgent Courses	65	1,718	3.8%	9.7%	8.0%	9.1%
% of FP17s Relating to Free Repair or Replacements	6	1,718	0.3%	0.9%	0.8%	0.8%
% of FP17s Relating to Continuations	36	1,718	2.1%	1.3%	1.3%	1.3%
% of Patients satisfied with the dentistry they have received	1	1	N/A	91.2%	93.1%	93.2%
% of Patients satisfied with the time they had to wait for an appointment	0	1	N/A	85.6%	89.1%	89.0%

* This is based on patients treated on this contract for their most recent course of treatment. Figures in italics indicate the base number of FP17s or Patient Questionnaire responses are less than 100. N/A is shown where the base number of responses is less than 10 during the period. % is calculated as Quantity/Base number*100

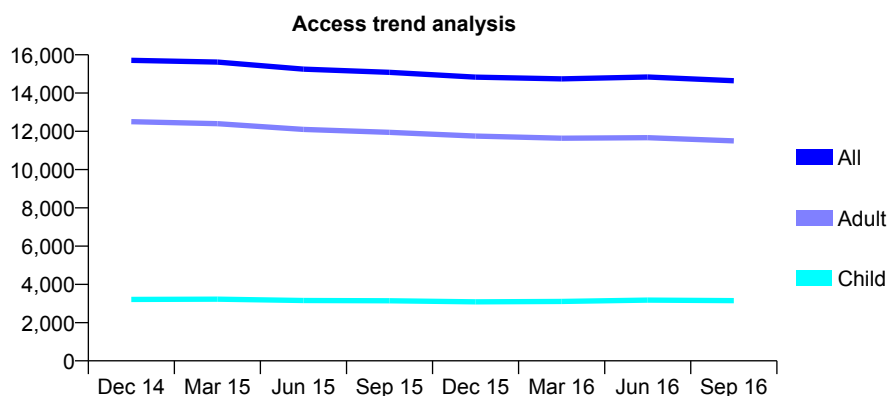
Q56 - Vital Signs At a Glance Contract Report for 101338/0125 - September 2016

Name or company name	Whitecross Dental Care Limited
Contract type name	GDS Contract
Purpose of contract	General
Contract start date	01/10/2010
Contract end date	

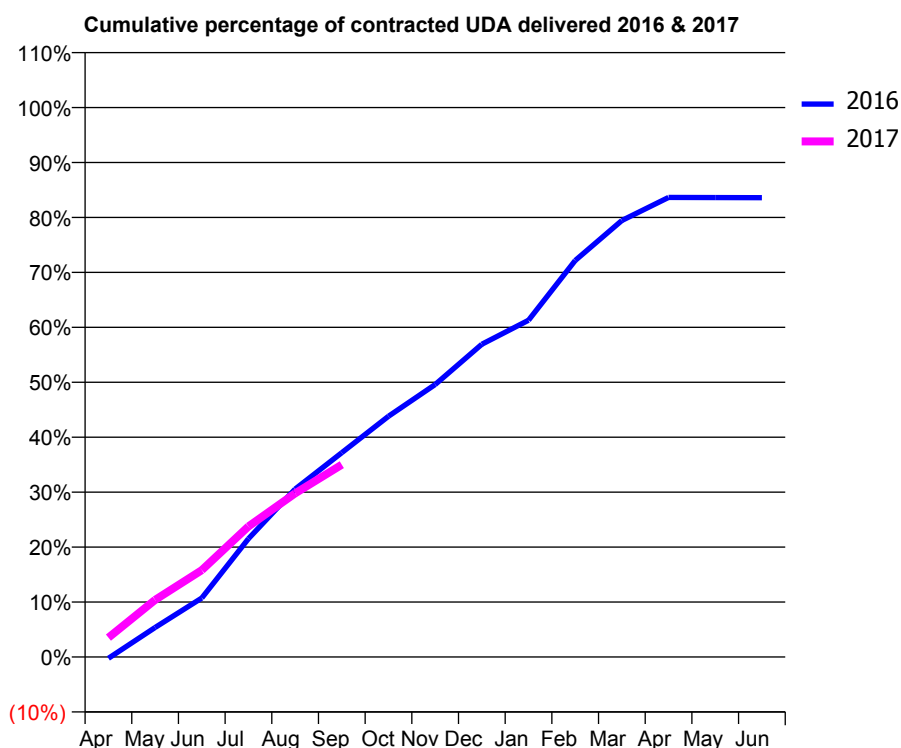
16/17 Contracted general activity (UDA)	45,000
Carry forward general activity (UDA)	0
16/17 Contracted orthodontic activity (UOA)	0
Carry forward orthodontic activity (UOA)	0
Baseline contract value	£1,173,627.46

ACCESS*

Patients seen in 24 months	Total	Change since previous quarter
Quarter ending September 2015	15,085	
Quarter ending December 2015	14,833	↓
Quarter ending March 2016	14,744	→
Quarter ending June 2016	14,839	→
Quarter ending September 2016	14,644	↓
Variance since September 2015	(2.9%)	↓



ACTIVITY



Adjusted Scheduled Activity (UDA)		
Month	2016	2017
April	-119	1,591
May	2,418	4,680
June	4,835	7,110
July	9,696	10,700
August	13,752	13,405
September	16,735	15,749
October	19,719	
November	22,311	
December	25,613	
January	27,577	
February	32,468	
March	35,751	
April	37,635	
May	37,624	
June	37,617	

QUALITY

	Quantity	Base Number	Contract	AT	Region	England
% of FP17s for the same patient ID Re-attending within 3 months - Children	88	1,748	5.0%	11.3%	12.0%	12.4%
% of FP17s for the same patient ID Re-attending within 3 months - Adults	548	5,465	10.0%	15.2%	15.9%	16.7%
% of FP17s for the same patient ID Re-attending between 3 & 9 months - Children	764	1,748	43.7%	58.7%	58.6%	57.4%
% of FP17s for the same patient ID Re-attending between 3 & 9 months - Adults	2,173	5,465	39.8%	50.0%	51.6%	50.5%
% of FP17s for Band 1 Urgent Courses	484	6,576	7.4%	9.7%	8.0%	9.1%
% of FP17s Relating to Free Repair or Replacements	36	6,576	0.5%	0.9%	0.8%	0.8%
% of FP17s Relating to Continuations	93	6,576	1.4%	1.3%	1.3%	1.3%
% of Patients satisfied with the dentistry they have received	6	10	60.0%	91.2%	93.1%	93.2%
% of Patients satisfied with the time they had to wait for an appointment	3	10	30.0%	85.6%	89.1%	89.0%

* This is based on patients treated on this contract for their most recent course of treatment. Figures in italics indicate the base number of FP17s or Patient Questionnaire responses are less than 100. N/A is shown where the base number of responses is less than 10 during the period. % is calculated as Quantity/Base number*100

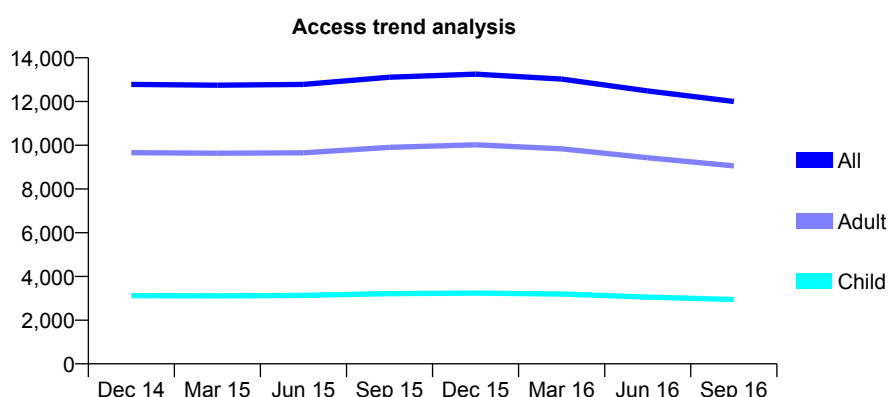
Q56 - Vital Signs At a Glance Contract Report for 101338/0126 - September 2016

Name or company name	Whitecross Dental Care Limited
Contract type name	GDS Contract
Purpose of contract	General
Contract start date	01/10/2010
Contract end date	

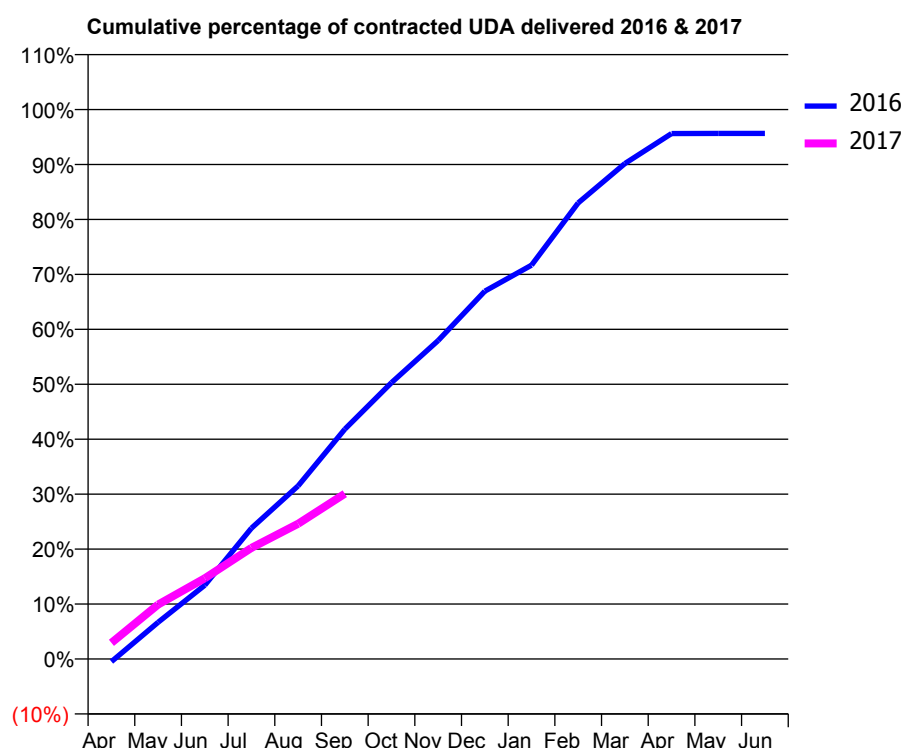
16/17 Contracted general activity (UDA)	41,356
Carry forward general activity (UDA)	0
16/17 Contracted orthodontic activity (UOA)	0
Carry forward orthodontic activity (UOA)	0
Baseline contract value	£1,078,386.33

ACCESS*

Patients seen in 24 months	Total	Change since previous quarter
Quarter ending September 2015	13,114	
Quarter ending December 2015	13,252	→
Quarter ending March 2016	13,027	↓
Quarter ending June 2016	12,483	↓
Quarter ending September 2016	12,002	↓
Variance since September 2015	(8.5%)	↓



ACTIVITY



Adjusted Scheduled Activity (UDA)		
Month	2016	2017
April	-208	1,224
May	2,764	4,099
June	5,551	6,077
July	9,855	8,365
August	13,027	10,180
September	17,292	12,436
October	20,803	
November	23,967	
December	27,689	
January	29,640	
February	34,326	
March	37,286	
April	39,550	
May	39,551	
June	39,558	

QUALITY

	Quantity	Base Number	Contract	AT	Region	England
% of FP17s for the same patient ID Re-attending within 3 months - Children	101	1,585	6.4%	11.3%	12.0%	12.4%
% of FP17s for the same patient ID Re-attending within 3 months - Adults	666	4,681	14.2%	15.2%	15.9%	16.7%
% of FP17s for the same patient ID Re-attending between 3 & 9 months - Children	837	1,585	52.8%	58.7%	58.6%	57.4%
% of FP17s for the same patient ID Re-attending between 3 & 9 months - Adults	2,360	4,681	50.4%	50.0%	51.6%	50.5%
% of FP17s for Band 1 Urgent Courses	373	5,555	6.7%	9.7%	8.0%	9.1%
% of FP17s Relating to Free Repair or Replacements	86	5,555	1.5%	0.9%	0.8%	0.8%
% of FP17s Relating to Continuations	127	5,555	2.3%	1.3%	1.3%	1.3%
% of Patients satisfied with the dentistry they have received	7	8	N/A	91.2%	93.1%	93.2%
% of Patients satisfied with the time they had to wait for an appointment	6	8	N/A	85.6%	89.1%	89.0%

* This is based on patients treated on this contract for their most recent course of treatment. Figures in italics indicate the base number of FP17s or Patient Questionnaire responses are less than 100. N/A is shown where the base number of responses is less than 10 during the period. % is calculated as Quantity/Base number*100

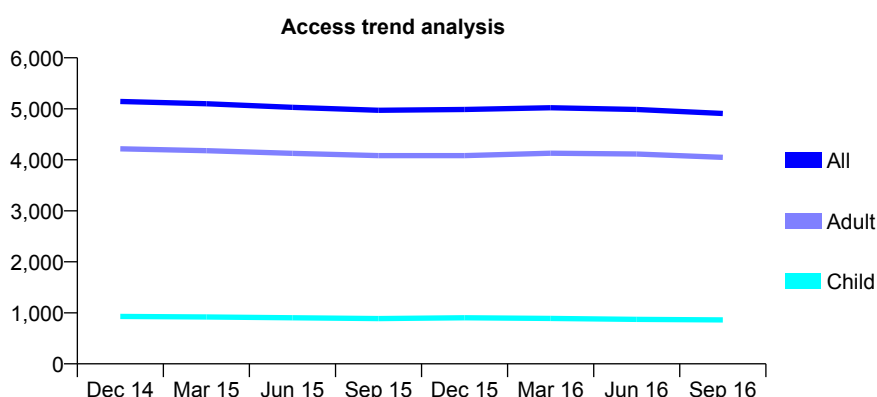
Q56 - Vital Signs At a Glance Contract Report for 101338/0127 - September 2016

Name or company name	Whitecross Dental Care Limited
Contract type name	GDS Contract
Purpose of contract	General
Contract start date	01/10/2010
Contract end date	

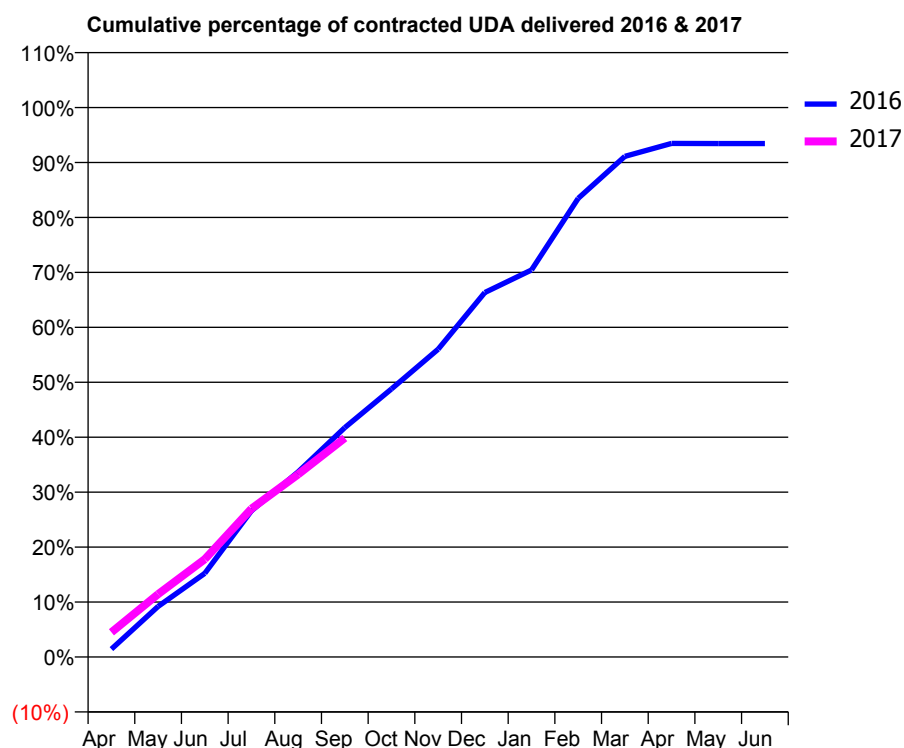
16/17 Contracted general activity (UDA)	15,000
Carry forward general activity (UDA)	0
16/17 Contracted orthodontic activity (UOA)	0
Carry forward orthodontic activity (UOA)	0
Baseline contract value	£391,740.66

ACCESS*

Patients seen in 24 months	Total	Change since previous quarter
Quarter ending September 2015	4,970	
Quarter ending December 2015	4,987	→
Quarter ending March 2016	5,020	→
Quarter ending June 2016	4,986	→
Quarter ending September 2016	4,909	↓
Variance since September 2015	(1.2%)	↓



ACTIVITY



Adjusted Scheduled Activity (UDA)		
Month	2016	2017
April	217	677
May	1,382	1,718
June	2,286	2,671
July	3,991	4,050
August	5,054	4,987
September	6,262	5,977
October	7,317	
November	8,404	
December	9,948	
January	10,565	
February	12,519	
March	13,666	
April	14,018	
May	14,017	
June	14,017	

QUALITY

	Quantity	Base Number	Contract	AT	Region	England
% of FP17s for the same patient ID Re-attending within 3 months - Children	26	536	4.9%	11.3%	12.0%	12.4%
% of FP17s for the same patient ID Re-attending within 3 months - Adults	372	2,578	14.4%	15.2%	15.9%	16.7%
% of FP17s for the same patient ID Re-attending between 3 & 9 months - Children	353	536	65.9%	58.7%	58.6%	57.4%
% of FP17s for the same patient ID Re-attending between 3 & 9 months - Adults	1,415	2,578	54.9%	50.0%	51.6%	50.5%
% of FP17s for Band 1 Urgent Courses	65	2,933	2.2%	9.7%	8.0%	9.1%
% of FP17s Relating to Free Repair or Replacements	45	2,933	1.5%	0.9%	0.8%	0.8%
% of FP17s Relating to Continuations	100	2,933	3.4%	1.3%	1.3%	1.3%
% of Patients satisfied with the dentistry they have received	5	5	N/A	91.2%	93.1%	93.2%
% of Patients satisfied with the time they had to wait for an appointment	4	5	N/A	85.6%	89.1%	89.0%

* This is based on patients treated on this contract for their most recent course of treatment. Figures in italics indicate the base number of FP17s or Patient Questionnaire responses are less than 100. N/A is shown where the base number of responses is less than 10 during the period. % is calculated as Quantity/Base number*100

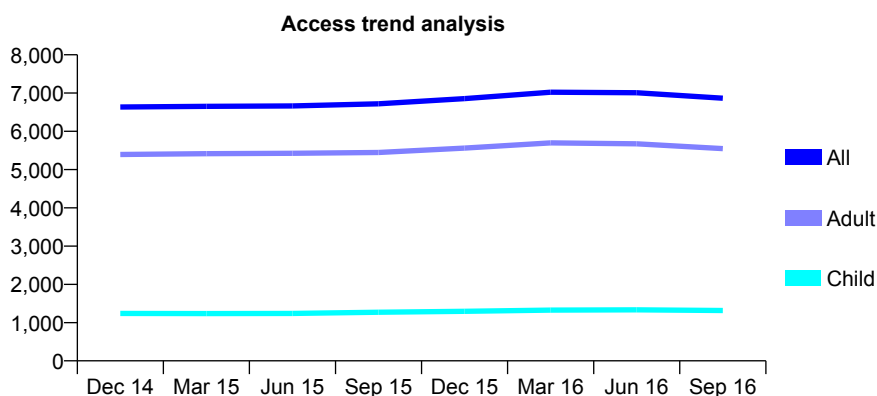
Q56 - Vital Signs At a Glance Contract Report for 101338/0128 - September 2016

Name or company name	Whitecross Dental Care Limited
Contract type name	GDS Contract
Purpose of contract	General
Contract start date	01/10/2010
Contract end date	

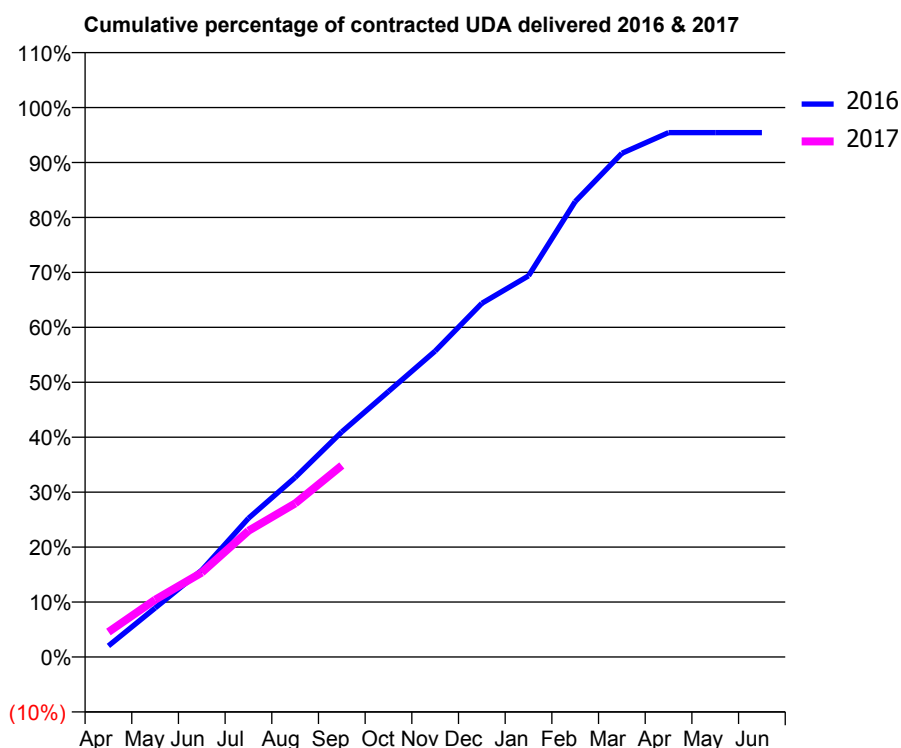
16/17 Contracted general activity (UDA)	21,000
Carry forward general activity (UDA)	0
16/17 Contracted orthodontic activity (UOA)	0
Carry forward orthodontic activity (UOA)	0
Baseline contract value	£552,649.92

ACCESS*

Patients seen in 24 months	Total	Change since previous quarter
Quarter ending September 2015	6,718	
Quarter ending December 2015	6,855	↑
Quarter ending March 2016	7,022	↑
Quarter ending June 2016	7,007	→
Quarter ending September 2016	6,864	↓
Variance since September 2015	2.2%	↑



ACTIVITY



Adjusted Scheduled Activity (UDA)		
Month	2016	2017
April	428	954
May	1,873	2,190
June	3,319	3,227
July	5,304	4,824
August	6,863	5,870
September	8,602	7,320
October	10,147	
November	11,692	
December	13,518	
January	14,567	
February	17,404	
March	19,251	
April	20,040	
May	20,040	
June	20,040	

QUALITY

	Quantity	Base Number	Contract	AT	Region	England
% of FP17s for the same patient ID Re-attending within 3 months - Children	40	827	4.8%	11.3%	12.0%	12.4%
% of FP17s for the same patient ID Re-attending within 3 months - Adults	309	2,780	11.1%	15.2%	15.9%	16.7%
% of FP17s for the same patient ID Re-attending between 3 & 9 months - Children	541	827	65.4%	58.7%	58.6%	57.4%
% of FP17s for the same patient ID Re-attending between 3 & 9 months - Adults	1,198	2,780	43.1%	50.0%	51.6%	50.5%
% of FP17s for Band 1 Urgent Courses	118	3,319	3.6%	9.7%	8.0%	9.1%
% of FP17s Relating to Free Repair or Replacements	21	3,319	0.6%	0.9%	0.8%	0.8%
% of FP17s Relating to Continuations	86	3,319	2.6%	1.3%	1.3%	1.3%
% of Patients satisfied with the dentistry they have received	12	12	100.0%	91.2%	93.1%	93.2%
% of Patients satisfied with the time they had to wait for an appointment	10	12	83.3%	85.6%	89.1%	89.0%

* This is based on patients treated on this contract for their most recent course of treatment. Figures in italics indicate the base number of FP17s or Patient Questionnaire responses are less than 100. N/A is shown where the base number of responses is less than 10 during the period. % is calculated as Quantity/Base number*100

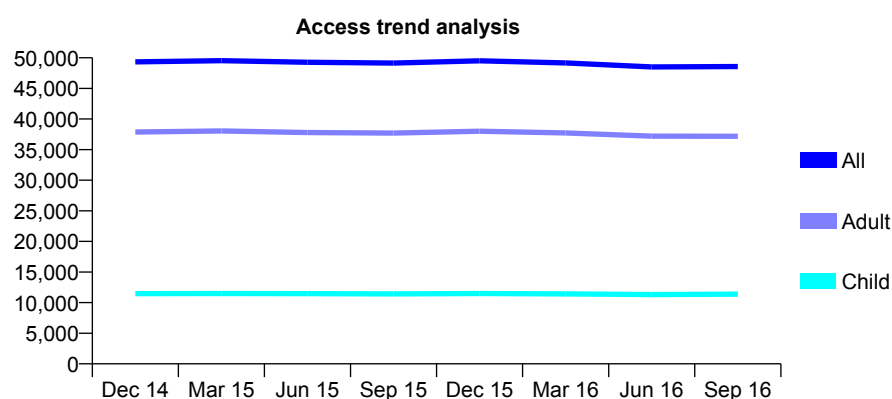
Q56 - Vital Signs At a Glance Contract Report for 101370/0004 - September 2016

Name or company name	Petrie Tucker & Partners Ltd
Contract type name	GDS Contract
Purpose of contract	General
Contract start date	01/04/2006
Contract end date	

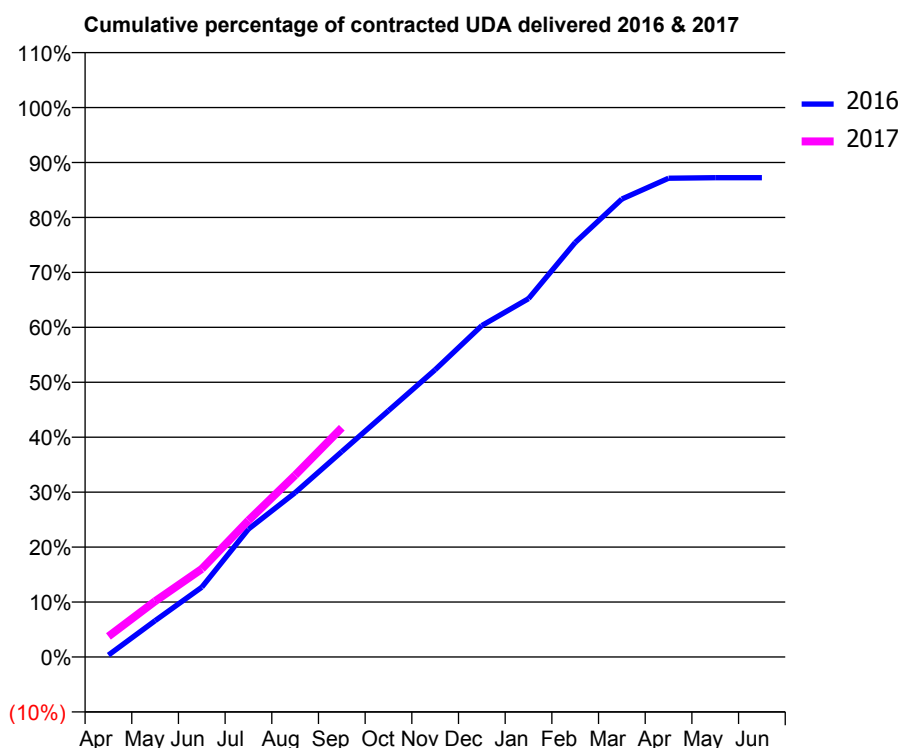
16/17 Contracted general activity (UDA)	144,576
Carry forward general activity (UDA)	0
16/17 Contracted orthodontic activity (UOA)	0
Carry forward orthodontic activity (UOA)	0
Baseline contract value	£3,700,323.29

ACCESS*

Patients seen in 24 months	Total	Change since previous quarter
Quarter ending September 2015	49,129	
Quarter ending December 2015	49,510	→
Quarter ending March 2016	49,160	→
Quarter ending June 2016	48,518	↓
Quarter ending September 2016	48,565	→
Variance since September 2015	(1.1%)	↓



ACTIVITY



Adjusted Scheduled Activity (UDA)		
Month	2016	2017
April	504	5,425
May	9,558	14,666
June	18,375	23,170
July	33,666	35,949
August	43,257	47,852
September	54,031	60,326
October	64,835	
November	75,593	
December	87,188	
January	94,273	
February	109,047	
March	120,485	
April	125,956	
May	126,113	
June	126,110	

QUALITY

	Quantity	Base Number	Contract	AT	Region	England
% of FP17s for the same patient ID Re-attending within 3 months - Children	528	8,470	6.2%	11.3%	12.0%	12.4%
% of FP17s for the same patient ID Re-attending within 3 months - Adults	2,790	24,540	11.4%	15.2%	15.9%	16.7%
% of FP17s for the same patient ID Re-attending between 3 & 9 months - Children	4,893	8,470	57.8%	58.7%	58.6%	57.4%
% of FP17s for the same patient ID Re-attending between 3 & 9 months - Adults	13,060	24,540	53.2%	50.0%	51.6%	50.5%
% of FP17s for Band 1 Urgent Courses	957	30,575	3.1%	9.7%	8.0%	9.1%
% of FP17s Relating to Free Repair or Replacements	262	30,575	0.9%	0.9%	0.8%	0.8%
% of FP17s Relating to Continuations	716	30,575	2.3%	1.3%	1.3%	1.3%
% of Patients satisfied with the dentistry they have received	33	39	84.6%	91.2%	93.1%	93.2%
% of Patients satisfied with the time they had to wait for an appointment	36	39	92.3%	85.6%	89.1%	89.0%

* This is based on patients treated on this contract for their most recent course of treatment. Figures in italics indicate the base number of FP17s or Patient Questionnaire responses are less than 100. N/A is shown where the base number of responses is less than 10 during the period. % is calculated as Quantity/Base number*100

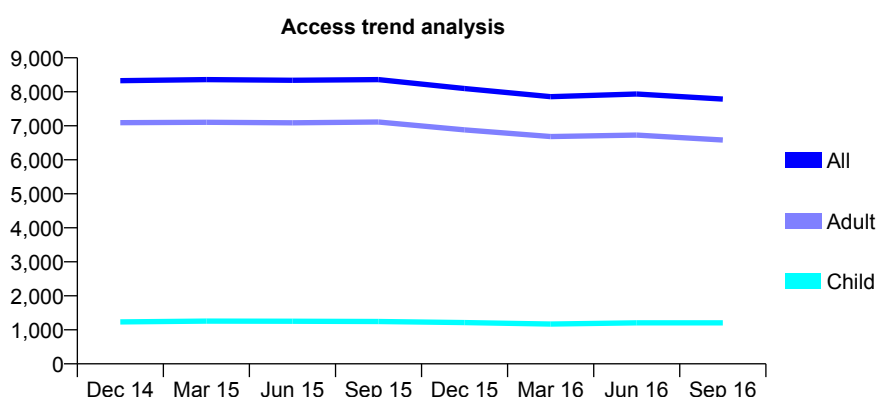
Q56 - Vital Signs At a Glance Contract Report for 101435/0009 - September 2016

Name or company name	IDH Limited
Contract type name	GDS Contract
Purpose of contract	General
Contract start date	01/04/2006
Contract end date	

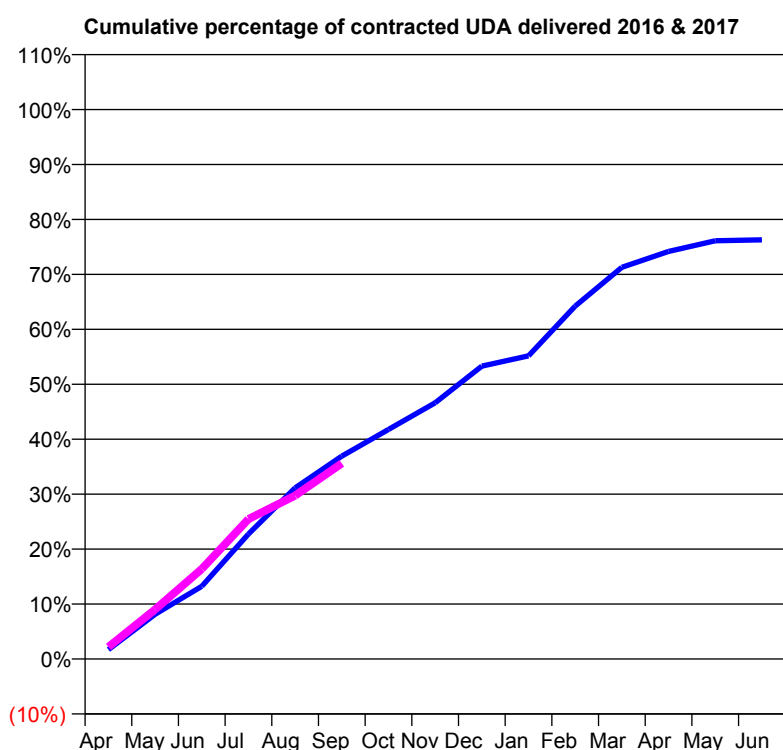
16/17 Contracted general activity (UDA)	25,917
Carry forward general activity (UDA)	0
16/17 Contracted orthodontic activity (UOA)	0
Carry forward orthodontic activity (UOA)	0
Baseline contract value	£560,936.38

ACCESS*

Patients seen in 24 months	Total	Change since previous quarter
Quarter ending September 2015	8,358	
Quarter ending December 2015	8,095	↓
Quarter ending March 2016	7,857	↓
Quarter ending June 2016	7,935	→
Quarter ending September 2016	7,788	↓
Variance since September 2015	(6.8%)	↓



ACTIVITY



Adjusted Scheduled Activity (UDA)		
Month	2016	2017
April	446	571
May	2,111	2,336
June	3,428	4,246
July	5,896	6,598
August	8,069	7,705
September	9,569	9,230
October	10,825	
November	12,083	
December	13,812	
January	14,301	
February	16,644	
March	18,477	
April	19,222	
May	19,728	
June	19,770	

QUALITY

	Quantity	Base Number	Contract	AT	Region	England
% of FP17s for the same patient ID Re-attending within 3 months - Children	46	823	5.6%	11.3%	12.0%	12.4%
% of FP17s for the same patient ID Re-attending within 3 months - Adults	493	3,879	12.7%	15.2%	15.9%	16.7%
% of FP17s for the same patient ID Re-attending between 3 & 9 months - Children	382	823	46.4%	58.7%	58.6%	57.4%
% of FP17s for the same patient ID Re-attending between 3 & 9 months - Adults	1,590	3,879	41.0%	50.0%	51.6%	50.5%
% of FP17s for Band 1 Urgent Courses	223	4,189	5.3%	9.7%	8.0%	9.1%
% of FP17s Relating to Free Repair or Replacements	20	4,189	0.5%	0.9%	0.8%	0.8%
% of FP17s Relating to Continuations	89	4,189	2.1%	1.3%	1.3%	1.3%
% of Patients satisfied with the dentistry they have received	9	10	90.0%	91.2%	93.1%	93.2%
% of Patients satisfied with the time they had to wait for an appointment	8	10	80.0%	85.6%	89.1%	89.0%

* This is based on patients treated on this contract for their most recent course of treatment. Figures in italics indicate the base number of FP17s or Patient Questionnaire responses are less than 100. N/A is shown where the base number of responses is less than 10 during the period. % is calculated as Quantity/Base number*100

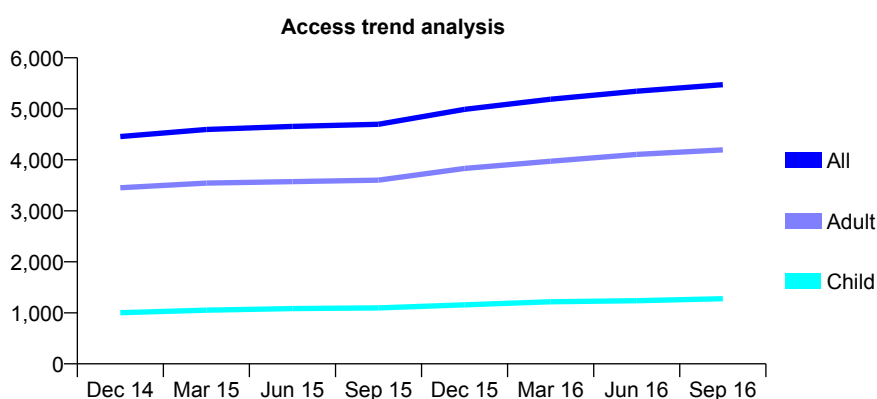
Q56 - Vital Signs At a Glance Contract Report for 101435/0010 - September 2016

Name or company name	IDH Limited
Contract type name	GDS Contract
Purpose of contract	General
Contract start date	01/04/2006
Contract end date	

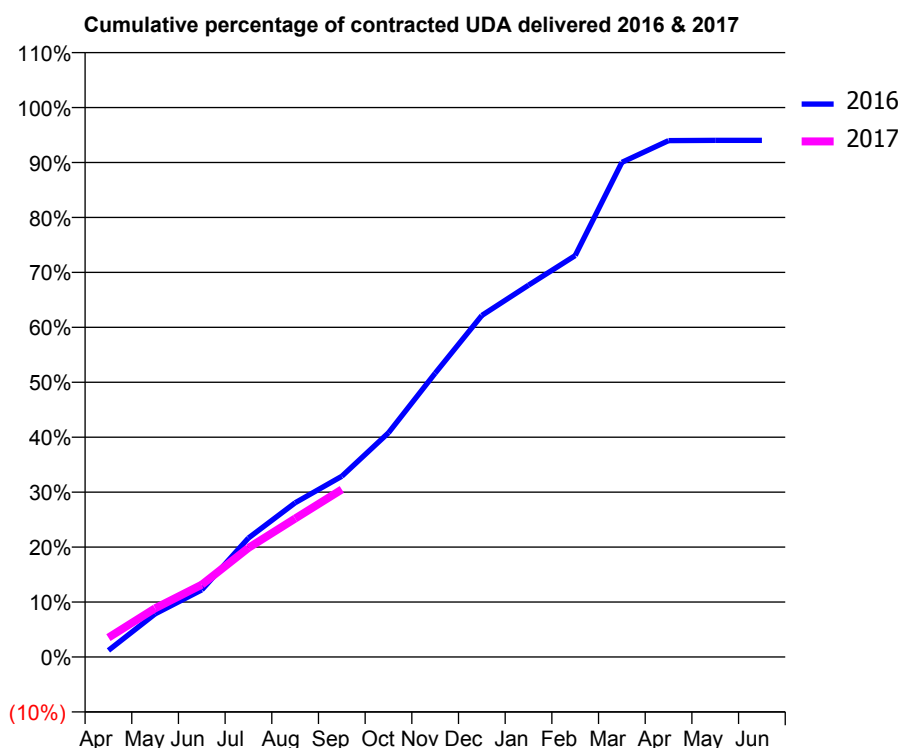
16/17 Contracted general activity (UDA)	21,213
Carry forward general activity (UDA)	0
16/17 Contracted orthodontic activity (UOA)	0
Carry forward orthodontic activity (UOA)	0
Baseline contract value	£609,069.89

ACCESS*

Patients seen in 24 months	Total	Change since previous quarter
Quarter ending September 2015	4,698	
Quarter ending December 2015	4,990	↑
Quarter ending March 2016	5,189	↑
Quarter ending June 2016	5,344	↑
Quarter ending September 2016	5,472	↑
Variance since September 2015	16.5%	↑



ACTIVITY



Adjusted Scheduled Activity (UDA)		
Month	2016	2017
April	162	748
May	1,056	1,883
June	1,642	2,794
July	2,912	4,212
August	3,771	5,346
September	4,421	6,470
October	5,483	
November	6,940	
December	8,353	
January	9,094	
February	9,817	
March	12,095	
April	12,628	
May	12,634	
June	12,634	

QUALITY

	Quantity	Base Number	Contract	AT	Region	England
% of FP17s for the same patient ID Re-attending within 3 months - Children	70	795	8.8%	11.3%	12.0%	12.4%
% of FP17s for the same patient ID Re-attending within 3 months - Adults	481	2,602	18.5%	15.2%	15.9%	16.7%
% of FP17s for the same patient ID Re-attending between 3 & 9 months - Children	378	795	47.5%	58.7%	58.6%	57.4%
% of FP17s for the same patient ID Re-attending between 3 & 9 months - Adults	950	2,602	36.5%	50.0%	51.6%	50.5%
% of FP17s for Band 1 Urgent Courses	225	3,101	7.3%	9.7%	8.0%	9.1%
% of FP17s Relating to Free Repair or Replacements	50	3,101	1.6%	0.9%	0.8%	0.8%
% of FP17s Relating to Continuations	101	3,101	3.3%	1.3%	1.3%	1.3%
% of Patients satisfied with the dentistry they have received	0	0	N/A	91.2%	93.1%	93.2%
% of Patients satisfied with the time they had to wait for an appointment	0	0	N/A	85.6%	89.1%	89.0%

* This is based on patients treated on this contract for their most recent course of treatment. Figures in italics indicate the base number of FP17s or Patient Questionnaire responses are less than 100. N/A is shown where the base number of responses is less than 10 during the period. % is calculated as Quantity/Base number*100

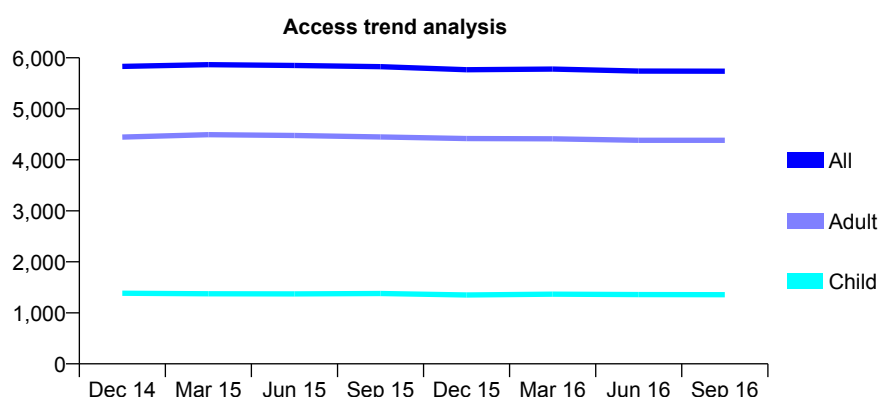
Q56 - Vital Signs At a Glance Contract Report for 101435/0011 - September 2016

Name or company name	IDH Limited
Contract type name	GDS Contract
Purpose of contract	General
Contract start date	01/04/2006
Contract end date	

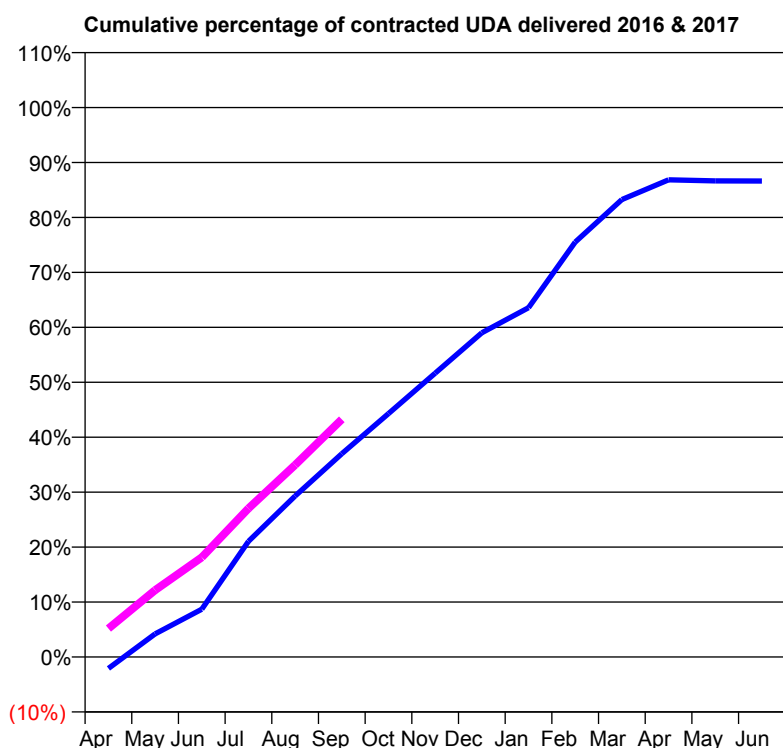
16/17 Contracted general activity (UDA)	15,130
Carry forward general activity (UDA)	0
16/17 Contracted orthodontic activity (UOA)	0
Carry forward orthodontic activity (UOA)	0
Baseline contract value	£338,962.58

ACCESS*

Patients seen in 24 months	Total	Change since previous quarter
Quarter ending September 2015	5,826	
Quarter ending December 2015	5,767	↓
Quarter ending March 2016	5,778	→
Quarter ending June 2016	5,739	→
Quarter ending September 2016	5,738	→
Variance since September 2015	(1.5%)	↓



ACTIVITY



Adjusted Scheduled Activity (UDA)		
Month	2016	2017
April	-319	783
May	637	1,842
June	1,316	2,746
July	3,185	4,092
August	4,433	5,288
September	5,598	6,543
October	6,702	
November	7,816	
December	8,928	
January	9,617	
February	11,425	
March	12,597	
April	13,141	
May	13,110	
June	13,107	

QUALITY

	Quantity	Base Number	Contract	AT	Region	England
% of FP17s for the same patient ID Re-attending within 3 months - Children	36	1,030	3.5%	11.3%	12.0%	12.4%
% of FP17s for the same patient ID Re-attending within 3 months - Adults	168	2,619	6.4%	15.2%	15.9%	16.7%
% of FP17s for the same patient ID Re-attending between 3 & 9 months - Children	646	1,030	62.7%	58.7%	58.6%	57.4%
% of FP17s for the same patient ID Re-attending between 3 & 9 months - Adults	979	2,619	37.4%	50.0%	51.6%	50.5%
% of FP17s for Band 1 Urgent Courses	170	3,435	4.9%	9.7%	8.0%	9.1%
% of FP17s Relating to Free Repair or Replacements	20	3,435	0.6%	0.9%	0.8%	0.8%
% of FP17s Relating to Continuations	32	3,435	0.9%	1.3%	1.3%	1.3%
% of Patients satisfied with the dentistry they have received	8	8	N/A	91.2%	93.1%	93.2%
% of Patients satisfied with the time they had to wait for an appointment	8	8	N/A	85.6%	89.1%	89.0%

* This is based on patients treated on this contract for their most recent course of treatment. Figures in italics indicate the base number of FP17s or Patient Questionnaire responses are less than 100. N/A is shown where the base number of responses is less than 10 during the period. % is calculated as Quantity/Base number*100

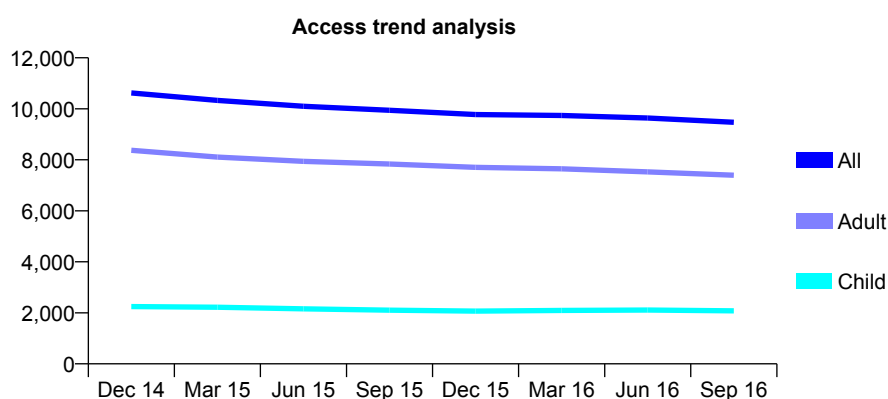
Q56 - Vital Signs At a Glance Contract Report for 101435/0017 - September 2016

Name or company name	IDH Limited
Contract type name	GDS Contract
Purpose of contract	General
Contract start date	01/04/2006
Contract end date	

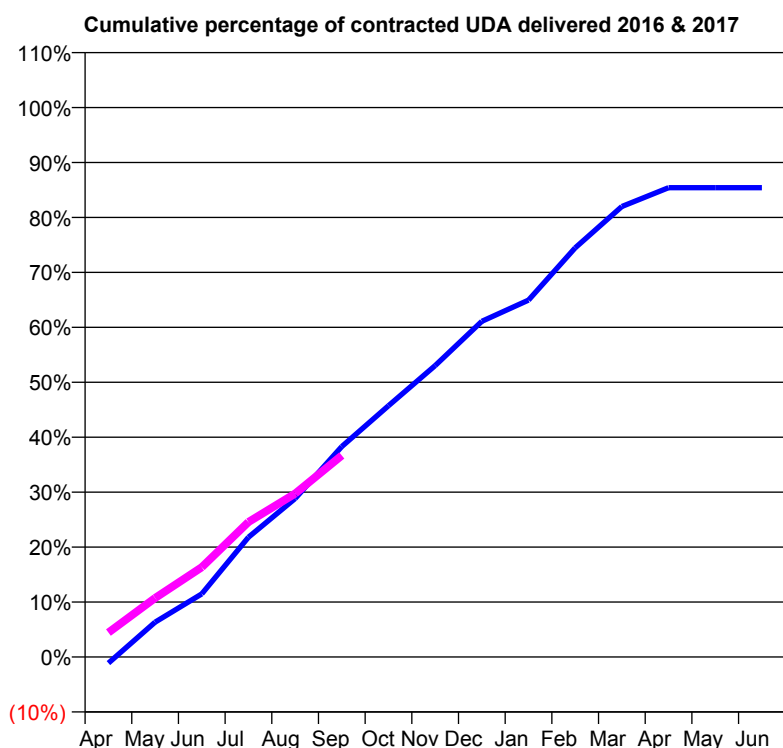
16/17 Contracted general activity (UDA)	34,178
Carry forward general activity (UDA)	0
16/17 Contracted orthodontic activity (UOA)	0
Carry forward orthodontic activity (UOA)	0
Baseline contract value	£748,643.15

ACCESS*

Patients seen in 24 months	Total	Change since previous quarter
Quarter ending September 2015	9,940	
Quarter ending December 2015	9,775	↓
Quarter ending March 2016	9,740	→
Quarter ending June 2016	9,637	↓
Quarter ending September 2016	9,473	↓
Variance since September 2015	(4.7%)	↓



ACTIVITY



Adjusted Scheduled Activity (UDA)		
Month	2016	2017
April	-385	1,520
May	2,172	3,670
June	3,931	5,582
July	7,455	8,398
August	9,860	10,166
September	13,096	12,535
October	15,632	
November	18,126	
December	20,876	
January	22,202	
February	25,452	
March	28,025	
April	29,191	
May	29,188	
June	29,188	

QUALITY

	Quantity	Base Number	Contract	AT	Region	England
% of FP17s for the same patient ID Re-attending within 3 months - Children	59	1,280	4.6%	11.3%	12.0%	12.4%
% of FP17s for the same patient ID Re-attending within 3 months - Adults	487	4,508	10.8%	15.2%	15.9%	16.7%
% of FP17s for the same patient ID Re-attending between 3 & 9 months - Children	650	1,280	50.8%	58.7%	58.6%	57.4%
% of FP17s for the same patient ID Re-attending between 3 & 9 months - Adults	2,552	4,508	56.6%	50.0%	51.6%	50.5%
% of FP17s for Band 1 Urgent Courses	272	5,329	5.1%	9.7%	8.0%	9.1%
% of FP17s Relating to Free Repair or Replacements	27	5,329	0.5%	0.9%	0.8%	0.8%
% of FP17s Relating to Continuations	107	5,329	2.0%	1.3%	1.3%	1.3%
% of Patients satisfied with the dentistry they have received	10	11	90.9%	91.2%	93.1%	93.2%
% of Patients satisfied with the time they had to wait for an appointment	9	11	81.8%	85.6%	89.1%	89.0%

* This is based on patients treated on this contract for their most recent course of treatment. Figures in italics indicate the base number of FP17s or Patient Questionnaire responses are less than 100. N/A is shown where the base number of responses is less than 10 during the period. % is calculated as Quantity/Base number*100

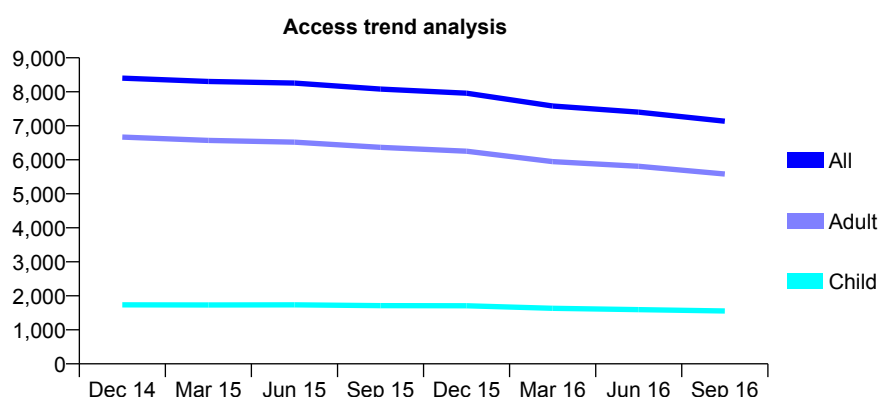
Q56 - Vital Signs At a Glance Contract Report for 101435/0067 - September 2016

Name or company name	IDH Limited
Contract type name	GDS Contract
Purpose of contract	General
Contract start date	19/07/2007
Contract end date	

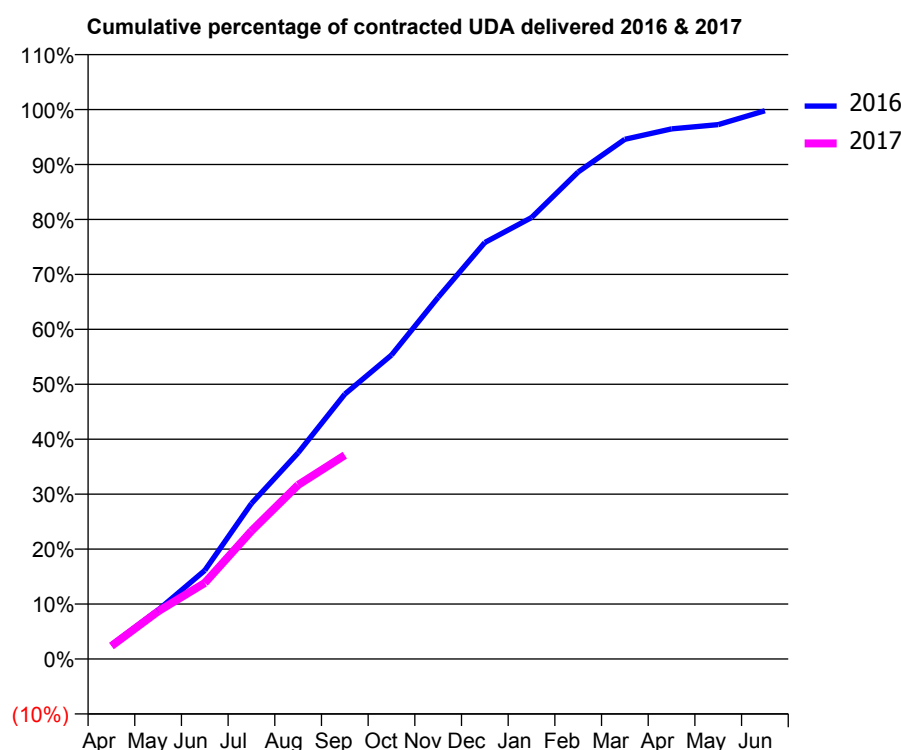
16/17 Contracted general activity (UDA)	23,462
Carry forward general activity (UDA)	53
16/17 Contracted orthodontic activity (UOA)	0
Carry forward orthodontic activity (UOA)	0
Baseline contract value	£694,174.51

ACCESS*

Patients seen in 24 months	Total	Change since previous quarter
Quarter ending September 2015	8,079	
Quarter ending December 2015	7,960	↓
Quarter ending March 2016	7,581	↓
Quarter ending June 2016	7,402	↓
Quarter ending September 2016	7,136	↓
Variance since September 2015	(11.7%)	↓



ACTIVITY



Adjusted Scheduled Activity (UDA)		
Month	2016	2017
April	602	556
May	2,095	2,033
June	3,781	3,250
July	6,644	5,467
August	8,807	7,434
September	11,312	8,703
October	12,978	
November	15,446	
December	17,784	
January	18,850	
February	20,795	
March	22,191	
April	22,635	
May	22,818	
June	23,409	

QUALITY

	Quantity	Base Number	Contract	AT	Region	England
% of FP17s for the same patient ID Re-attending within 3 months - Children	67	935	7.2%	11.3%	12.0%	12.4%
% of FP17s for the same patient ID Re-attending within 3 months - Adults	511	2,907	17.6%	15.2%	15.9%	16.7%
% of FP17s for the same patient ID Re-attending between 3 & 9 months - Children	509	935	54.4%	58.7%	58.6%	57.4%
% of FP17s for the same patient ID Re-attending between 3 & 9 months - Adults	1,207	2,907	41.5%	50.0%	51.6%	50.5%
% of FP17s for Band 1 Urgent Courses	494	3,459	14.3%	9.7%	8.0%	9.1%
% of FP17s Relating to Free Repair or Replacements	25	3,459	0.7%	0.9%	0.8%	0.8%
% of FP17s Relating to Continuations	84	3,459	2.4%	1.3%	1.3%	1.3%
% of Patients satisfied with the dentistry they have received	5	5	N/A	91.2%	93.1%	93.2%
% of Patients satisfied with the time they had to wait for an appointment	5	5	N/A	85.6%	89.1%	89.0%

* This is based on patients treated on this contract for their most recent course of treatment. Figures in italics indicate the base number of FP17s or Patient Questionnaire responses are less than 100. N/A is shown where the base number of responses is less than 10 during the period. % is calculated as Quantity/Base number*100

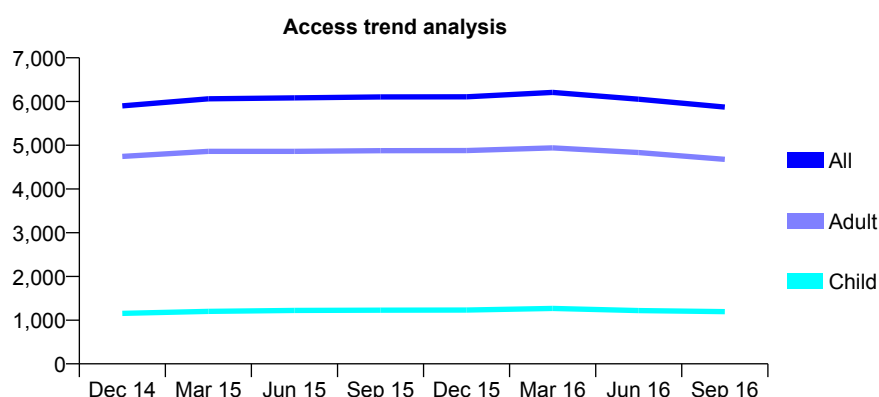
Q56 - Vital Signs At a Glance Contract Report for 101435/0099 - September 2016

Name or company name	IDH Limited
Contract type name	GDS Contract
Purpose of contract	General
Contract start date	01/06/2008
Contract end date	

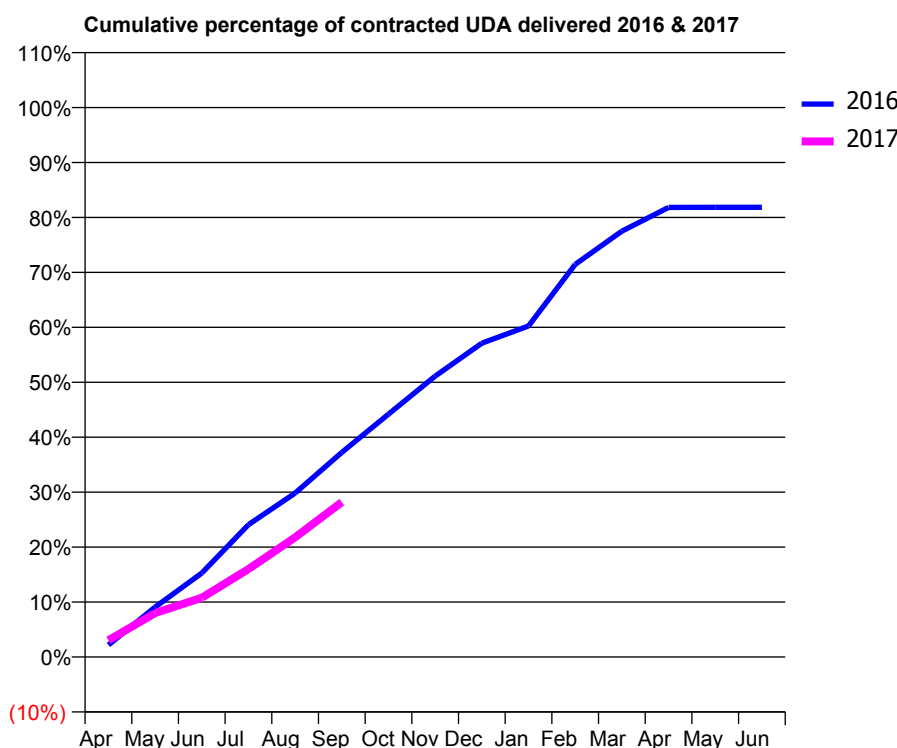
16/17 Contracted general activity (UDA)	18,600
Carry forward general activity (UDA)	0
16/17 Contracted orthodontic activity (UOA)	0
Carry forward orthodontic activity (UOA)	0
Baseline contract value	£490,734.97

ACCESS*

Patients seen in 24 months	Total	Change since previous quarter
Quarter ending September 2015	6,106	
Quarter ending December 2015	6,109	→
Quarter ending March 2016	6,208	→
Quarter ending June 2016	6,053	↓
Quarter ending September 2016	5,872	↓
Variance since September 2015	(3.8%)	↓



ACTIVITY



Adjusted Scheduled Activity (UDA)		
Month	2016	2017
April	408	566
May	1,688	1,488
June	2,843	2,007
July	4,482	2,976
August	5,549	4,051
September	6,926	5,243
October	8,224	
November	9,510	
December	10,622	
January	11,204	
February	13,289	
March	14,414	
April	15,219	
May	15,220	
June	15,220	

QUALITY

	Quantity	Base Number	Contract	AT	Region	England
% of FP17s for the same patient ID Re-attending within 3 months - Children	34	671	5.1%	11.3%	12.0%	12.4%
% of FP17s for the same patient ID Re-attending within 3 months - Adults	197	2,240	8.8%	15.2%	15.9%	16.7%
% of FP17s for the same patient ID Re-attending between 3 & 9 months - Children	363	671	54.1%	58.7%	58.6%	57.4%
% of FP17s for the same patient ID Re-attending between 3 & 9 months - Adults	1,040	2,240	46.4%	50.0%	51.6%	50.5%
% of FP17s for Band 1 Urgent Courses	105	2,510	4.2%	9.7%	8.0%	9.1%
% of FP17s Relating to Free Repair or Replacements	8	2,510	0.3%	0.9%	0.8%	0.8%
% of FP17s Relating to Continuations	29	2,510	1.2%	1.3%	1.3%	1.3%
% of Patients satisfied with the dentistry they have received	4	4	N/A	91.2%	93.1%	93.2%
% of Patients satisfied with the time they had to wait for an appointment	4	4	N/A	85.6%	89.1%	89.0%

* This is based on patients treated on this contract for their most recent course of treatment. Figures in italics indicate the base number of FP17s or Patient Questionnaire responses are less than 100. N/A is shown where the base number of responses is less than 10 during the period. % is calculated as Quantity/Base number*100

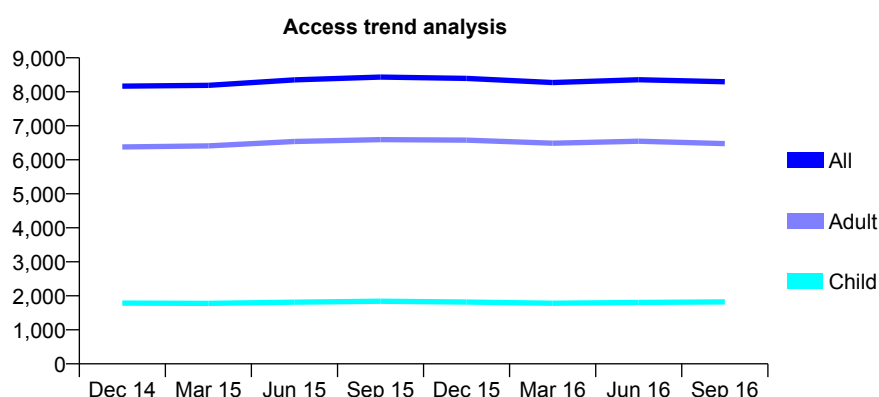
Q56 - Vital Signs At a Glance Contract Report for 101435/0100 - September 2016

Name or company name	IDH Limited
Contract type name	GDS Contract
Purpose of contract	General
Contract start date	01/06/2008
Contract end date	

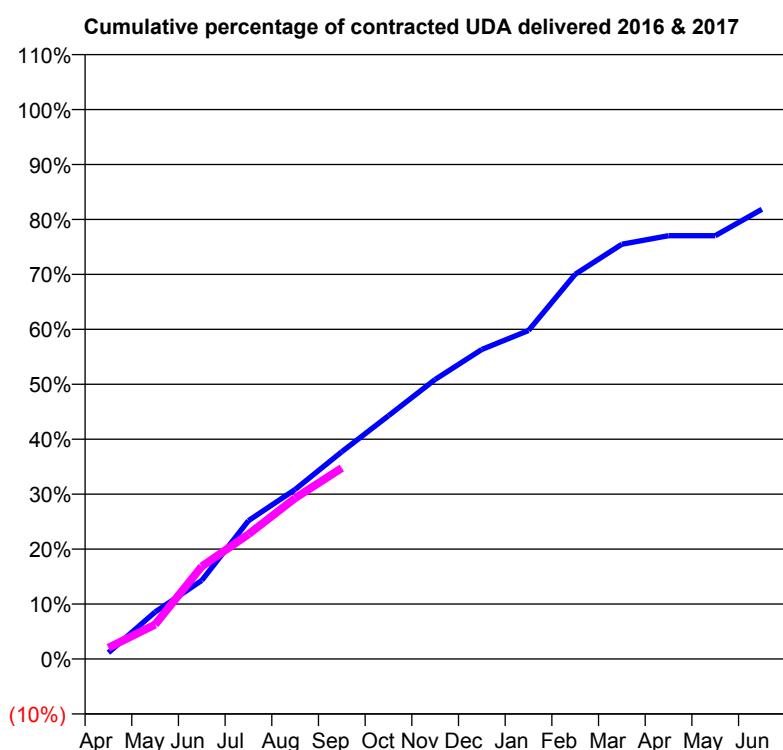
16/17 Contracted general activity (UDA)	22,891
Carry forward general activity (UDA)	0
16/17 Contracted orthodontic activity (UOA)	0
Carry forward orthodontic activity (UOA)	0
Baseline contract value	£549,980.03

ACCESS*

Patients seen in 24 months	Total	Change since previous quarter
Quarter ending September 2015	8,433	
Quarter ending December 2015	8,395	→
Quarter ending March 2016	8,273	↓
Quarter ending June 2016	8,355	→
Quarter ending September 2016	8,298	→
Variance since September 2015	(1.6%)	↓



ACTIVITY



Adjusted Scheduled Activity (UDA)		
Month	2016	2017
April	262	469
May	1,958	1,434
June	3,272	3,856
July	5,766	5,195
August	7,063	6,704
September	8,633	7,955
October	10,136	
November	11,647	
December	12,895	
January	13,684	
February	16,030	
March	17,279	
April	17,636	
May	17,637	
June	18,733	

QUALITY

	Quantity	Base Number	Contract	AT	Region	England
% of FP17s for the same patient ID Re-attending within 3 months - Children	53	1,268	4.2%	11.3%	12.0%	12.4%
% of FP17s for the same patient ID Re-attending within 3 months - Adults	421	3,763	11.2%	15.2%	15.9%	16.7%
% of FP17s for the same patient ID Re-attending between 3 & 9 months - Children	566	1,268	44.6%	58.7%	58.6%	57.4%
% of FP17s for the same patient ID Re-attending between 3 & 9 months - Adults	1,168	3,763	31.0%	50.0%	51.6%	50.5%
% of FP17s for Band 1 Urgent Courses	204	4,255	4.8%	9.7%	8.0%	9.1%
% of FP17s Relating to Free Repair or Replacements	18	4,255	0.4%	0.9%	0.8%	0.8%
% of FP17s Relating to Continuations	82	4,255	1.9%	1.3%	1.3%	1.3%
% of Patients satisfied with the dentistry they have received	5	8	N/A	91.2%	93.1%	93.2%
% of Patients satisfied with the time they had to wait for an appointment	4	8	N/A	85.6%	89.1%	89.0%

* This is based on patients treated on this contract for their most recent course of treatment. Figures in italics indicate the base number of FP17s or Patient Questionnaire responses are less than 100. N/A is shown where the base number of responses is less than 10 during the period. % is calculated as Quantity/Base number*100

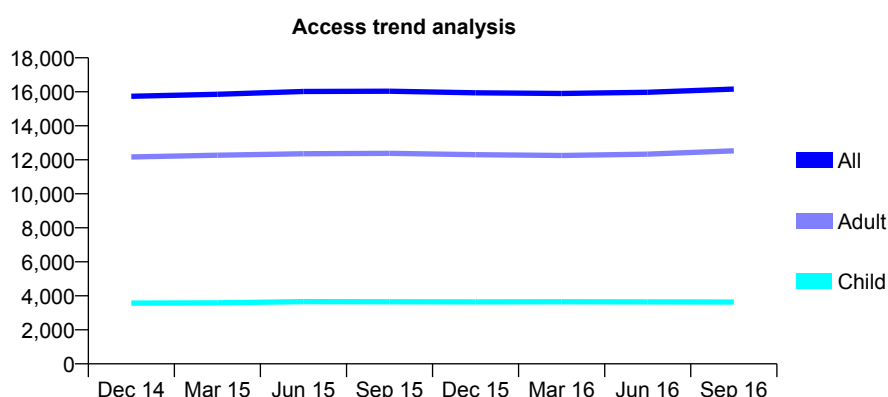
Q56 - Vital Signs At a Glance Contract Report for 101435/0114 - September 2016

Name or company name	IDH Limited
Contract type name	GDS Contract
Purpose of contract	General
Contract start date	01/09/2008
Contract end date	

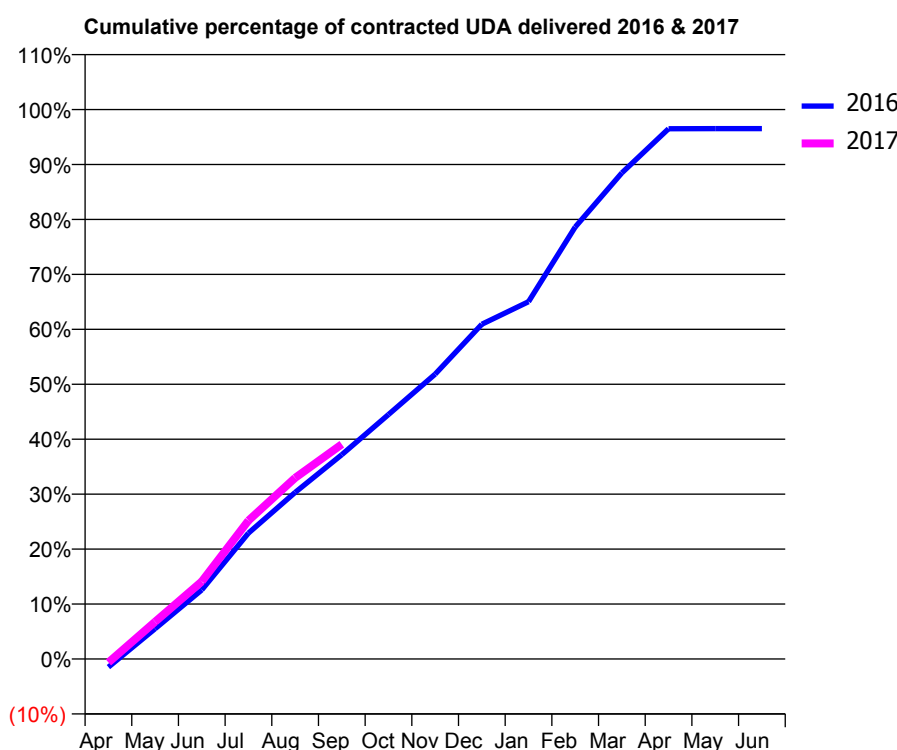
16/17 Contracted general activity (UDA)	41,000
Carry forward general activity (UDA)	1,426
16/17 Contracted orthodontic activity (UOA)	0
Carry forward orthodontic activity (UOA)	0
Baseline contract value	£1,089,180.40

ACCESS*

Patients seen in 24 months	Total	Change since previous quarter
Quarter ending September 2015	16,032	
Quarter ending December 2015	15,941	→
Quarter ending March 2016	15,901	→
Quarter ending June 2016	15,974	→
Quarter ending September 2016	16,164	→
Variance since September 2015	0.8%	→



ACTIVITY



Adjusted Scheduled Activity (UDA)		
Month	2016	2017
April	-609	-265
May	2,260	2,782
June	5,158	5,782
July	9,394	10,336
August	12,433	13,521
September	15,245	16,022
October	18,242	
November	21,253	
December	24,976	
January	26,657	
February	32,231	
March	36,275	
April	39,565	
May	39,574	
June	39,574	

QUALITY

	Quantity	Base Number	Contract	AT	Region	England
% of FP17s for the same patient ID Re-attending within 3 months - Children	125	2,523	5.0%	11.3%	12.0%	12.4%
% of FP17s for the same patient ID Re-attending within 3 months - Adults	1,021	7,604	13.4%	15.2%	15.9%	16.7%
% of FP17s for the same patient ID Re-attending between 3 & 9 months - Children	1,254	2,523	49.7%	58.7%	58.6%	57.4%
% of FP17s for the same patient ID Re-attending between 3 & 9 months - Adults	2,836	7,604	37.3%	50.0%	51.6%	50.5%
% of FP17s for Band 1 Urgent Courses	710	8,617	8.2%	9.7%	8.0%	9.1%
% of FP17s Relating to Free Repair or Replacements	49	8,617	0.6%	0.9%	0.8%	0.8%
% of FP17s Relating to Continuations	186	8,617	2.2%	1.3%	1.3%	1.3%
% of Patients satisfied with the dentistry they have received	17	19	89.5%	91.2%	93.1%	93.2%
% of Patients satisfied with the time they had to wait for an appointment	14	19	73.7%	85.6%	89.1%	89.0%

* This is based on patients treated on this contract for their most recent course of treatment. Figures in italics indicate the base number of FP17s or Patient Questionnaire responses are less than 100. N/A is shown where the base number of responses is less than 10 during the period. % is calculated as Quantity/Base number*100

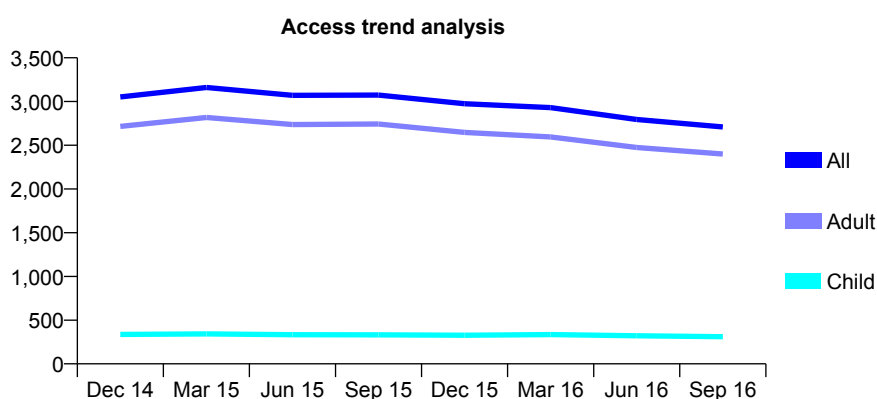
Q56 - Vital Signs At a Glance Contract Report for 101478/0001 - September 2016

Name or company name	CAMBRIDGE UNIVERSITY
Contract type name	PDS Contract
Purpose of contract	General
Contract start date	01/04/2006
Contract end date	31/03/2018

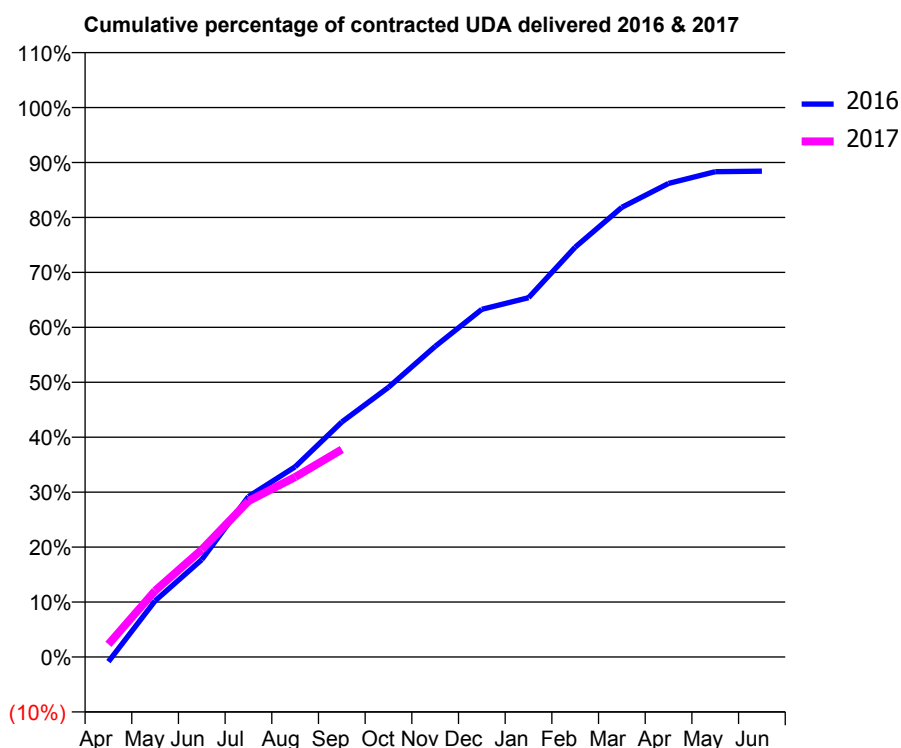
16/17 Contracted general activity (UDA)	3,878
Carry forward general activity (UDA)	0
16/17 Contracted orthodontic activity (UOA)	0
Carry forward orthodontic activity (UOA)	0
Baseline contract value	£107,048.85

ACCESS*

Patients seen in 24 months	Total	Change since previous quarter
Quarter ending September 2015	3,074	
Quarter ending December 2015	2,974	↓
Quarter ending March 2016	2,930	↓
Quarter ending June 2016	2,795	↓
Quarter ending September 2016	2,710	↓
Variance since September 2015	(11.8%)	↓



ACTIVITY



Adjusted Scheduled Activity (UDA)		
Month	2016	2017
April	-34	90
May	397	469
June	687	758
July	1,133	1,100
August	1,342	1,270
September	1,659	1,465
October	1,903	
November	2,192	
December	2,454	
January	2,536	
February	2,892	
March	3,174	
April	3,342	
May	3,425	
June	3,429	

QUALITY

	Quantity	Base Number	Contract	AT	Region	England
% of FP17s for the same patient ID Re-attending within 3 months - Children	13	181	7.2%	11.3%	12.0%	12.4%
% of FP17s for the same patient ID Re-attending within 3 months - Adults	95	861	11.0%	15.2%	15.9%	16.7%
% of FP17s for the same patient ID Re-attending between 3 & 9 months - Children	60	181	33.1%	58.7%	58.6%	57.4%
% of FP17s for the same patient ID Re-attending between 3 & 9 months - Adults	168	861	19.5%	50.0%	51.6%	50.5%
% of FP17s for Band 1 Urgent Courses	186	894	20.8%	9.7%	8.0%	9.1%
% of FP17s Relating to Free Repair or Replacements	0	894	0.0%	0.9%	0.8%	0.8%
% of FP17s Relating to Continuations	1	894	0.1%	1.3%	1.3%	1.3%
% of Patients satisfied with the dentistry they have received	1	1	N/A	91.2%	93.1%	93.2%
% of Patients satisfied with the time they had to wait for an appointment	1	1	N/A	85.6%	89.1%	89.0%

* This is based on patients treated on this contract for their most recent course of treatment. Figures in italics indicate the base number of FP17s or Patient Questionnaire responses are less than 100. N/A is shown where the base number of responses is less than 10 during the period. % is calculated as Quantity/Base number*100

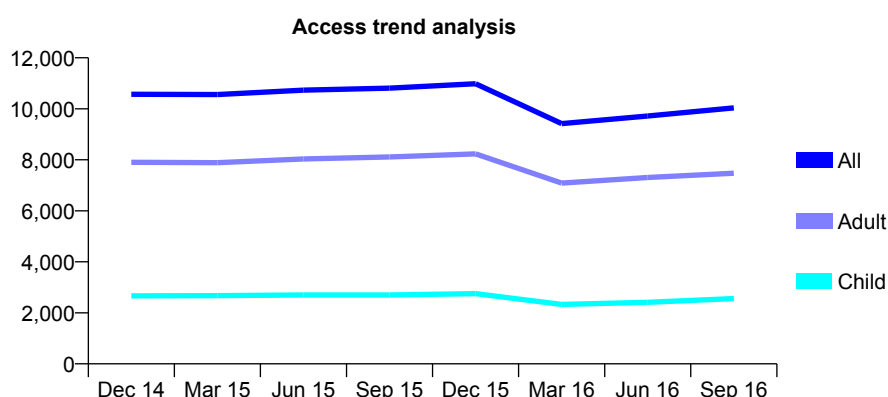
Q56 - Vital Signs At a Glance Contract Report for 101931/0001 - September 2016

Name or company name	Townsend House Dental Surgery
Contract type name	GDS Contract
Purpose of contract	General
Contract start date	01/04/2007
Contract end date	

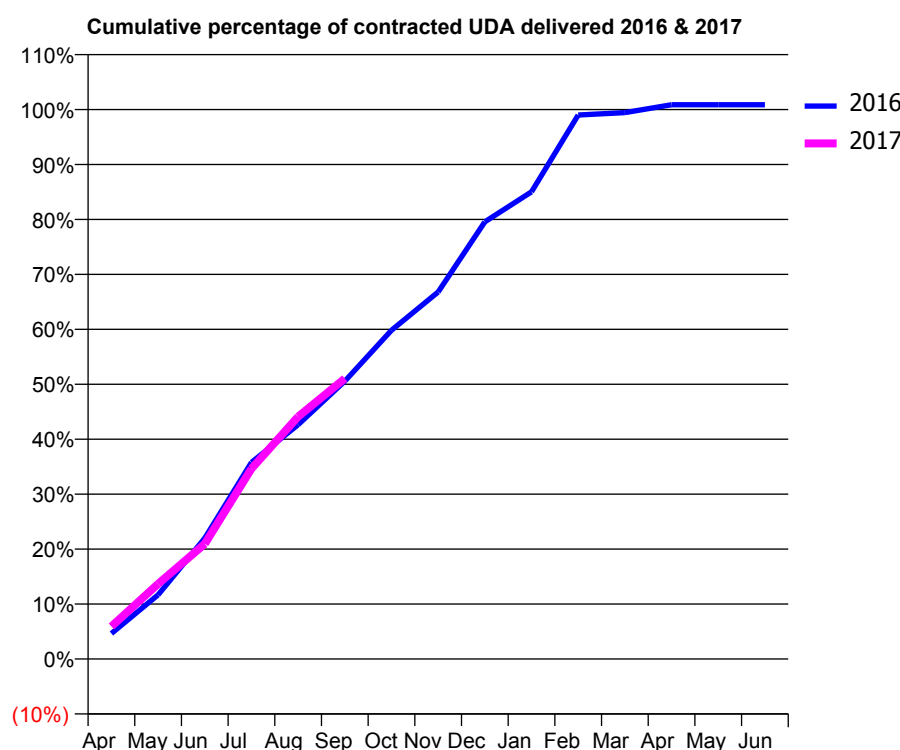
16/17 Contracted general activity (UDA)	22,500
Carry forward general activity (UDA)	-193
16/17 Contracted orthodontic activity (UOA)	0
Carry forward orthodontic activity (UOA)	0
Baseline contract value	£703,127.49

ACCESS*

Patients seen in 24 months	Total	Change since previous quarter
Quarter ending September 2015	10,810	
Quarter ending December 2015	10,982	→
Quarter ending March 2016	9,418	↓
Quarter ending June 2016	9,719	↑
Quarter ending September 2016	10,035	↑
Variance since September 2015	(7.2%)	↓



ACTIVITY



Adjusted Scheduled Activity (UDA)		
Month	2016	2017
April	1,043	1,332
May	2,632	3,075
June	4,951	4,716
July	8,052	7,793
August	9,595	9,924
September	11,375	11,484
October	13,461	
November	15,031	
December	17,902	
January	19,128	
February	22,273	
March	22,372	
April	22,694	
May	22,694	
June	22,693	

QUALITY

	Quantity	Base Number	Contract	AT	Region	England
% of FP17s for the same patient ID Re-attending within 3 months - Children	61	1,798	3.4%	11.3%	12.0%	12.4%
% of FP17s for the same patient ID Re-attending within 3 months - Adults	584	4,881	12.0%	15.2%	15.9%	16.7%
% of FP17s for the same patient ID Re-attending between 3 & 9 months - Children	831	1,798	46.2%	58.7%	58.6%	57.4%
% of FP17s for the same patient ID Re-attending between 3 & 9 months - Adults	2,216	4,881	45.4%	50.0%	51.6%	50.5%
% of FP17s for Band 1 Urgent Courses	484	6,482	7.5%	9.7%	8.0%	9.1%
% of FP17s Relating to Free Repair or Replacements	66	6,482	1.0%	0.9%	0.8%	0.8%
% of FP17s Relating to Continuations	157	6,482	2.4%	1.3%	1.3%	1.3%
% of Patients satisfied with the dentistry they have received	6	6	N/A	91.2%	93.1%	93.2%
% of Patients satisfied with the time they had to wait for an appointment	5	6	N/A	85.6%	89.1%	89.0%

* This is based on patients treated on this contract for their most recent course of treatment. Figures in italics indicate the base number of FP17s or Patient Questionnaire responses are less than 100. N/A is shown where the base number of responses is less than 10 during the period. % is calculated as Quantity/Base number*100

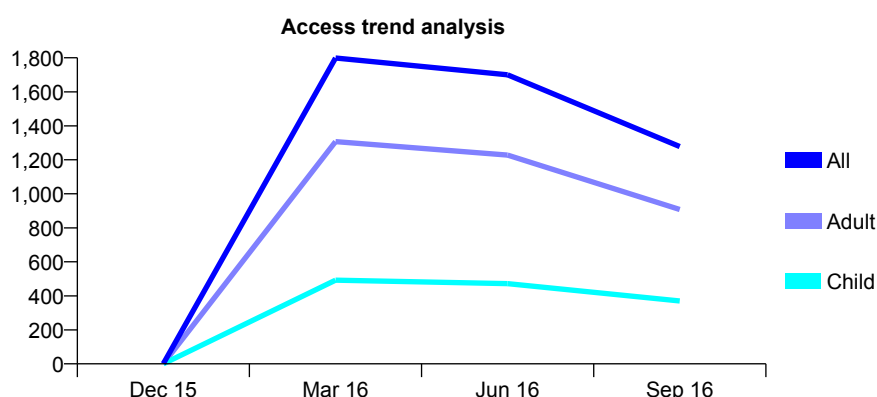
Q56 - Vital Signs At a Glance Contract Report for 101931/0002 - September 2016

Name or company name	Townsend House Dental Surgery
Contract type name	GDS Contract
Purpose of contract	General
Contract start date	01/04/2013
Contract end date	

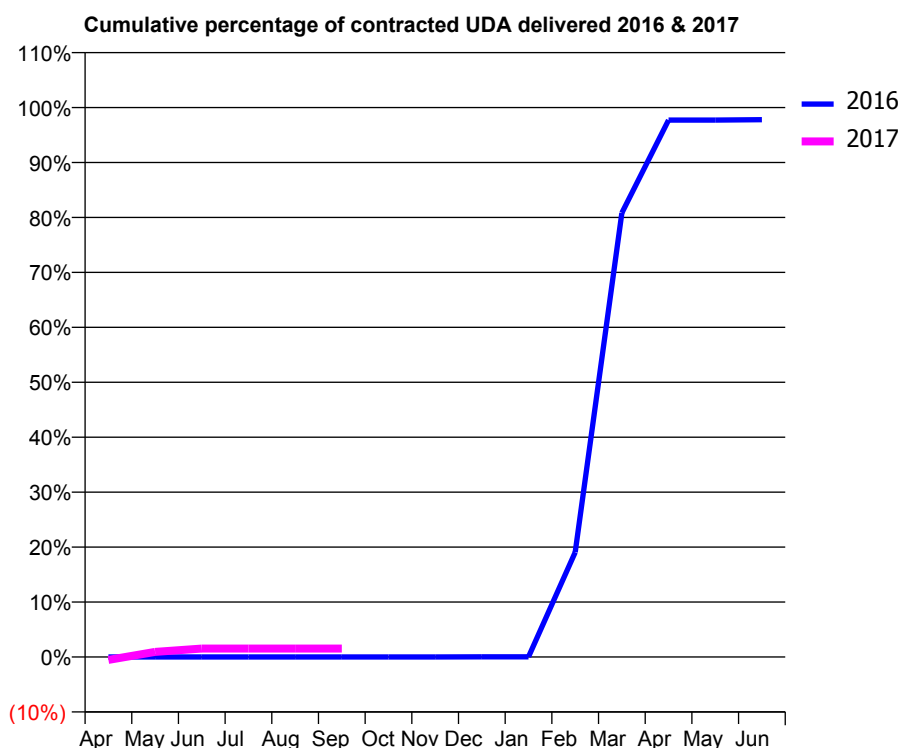
16/17 Contracted general activity (UDA)	3,625
Carry forward general activity (UDA)	80
16/17 Contracted orthodontic activity (UOA)	0
Carry forward orthodontic activity (UOA)	0
Baseline contract value	£97,774.76

ACCESS*

Patients seen in 24 months	Total	Change since previous quarter
Quarter ending September 2015	0	
Quarter ending December 2015	1	↑
Quarter ending March 2016	1,799	↑
Quarter ending June 2016	1,700	↓
Quarter ending September 2016	1,278	↓
Variance since September 2015	N/A	



ACTIVITY



Adjusted Scheduled Activity (UDA)		
Month	2016	2017
April	0	-20
May	0	34
June	0	56
July	0	56
August	0	56
September	0	56
October	0	
November	0	
December	1	
January	1	
February	691	
March	2,930	
April	3,542	
May	3,542	
June	3,545	

QUALITY

	Quantity	Base Number	Contract	AT	Region	England
% of FP17s for the same patient ID Re-attending within 3 months - Children	2	81	2.5%	11.3%	12.0%	12.4%
% of FP17s for the same patient ID Re-attending within 3 months - Adults	35	316	11.1%	15.2%	15.9%	16.7%
% of FP17s for the same patient ID Re-attending between 3 & 9 months - Children	0	81	0.0%	58.7%	58.6%	57.4%
% of FP17s for the same patient ID Re-attending between 3 & 9 months - Adults	0	316	0.0%	50.0%	51.6%	50.5%
% of FP17s for Band 1 Urgent Courses	1	51	2.0%	9.7%	8.0%	9.1%
% of FP17s Relating to Free Repair or Replacements	3	51	5.9%	0.9%	0.8%	0.8%
% of FP17s Relating to Continuations	9	51	17.6%	1.3%	1.3%	1.3%
% of Patients satisfied with the dentistry they have received	0	0	N/A	91.2%	93.1%	93.2%
% of Patients satisfied with the time they had to wait for an appointment	0	0	N/A	85.6%	89.1%	89.0%

* This is based on patients treated on this contract for their most recent course of treatment. Figures in italics indicate the base number of FP17s or Patient Questionnaire responses are less than 100. N/A is shown where the base number of responses is less than 10 during the period. % is calculated as Quantity/Base number*100

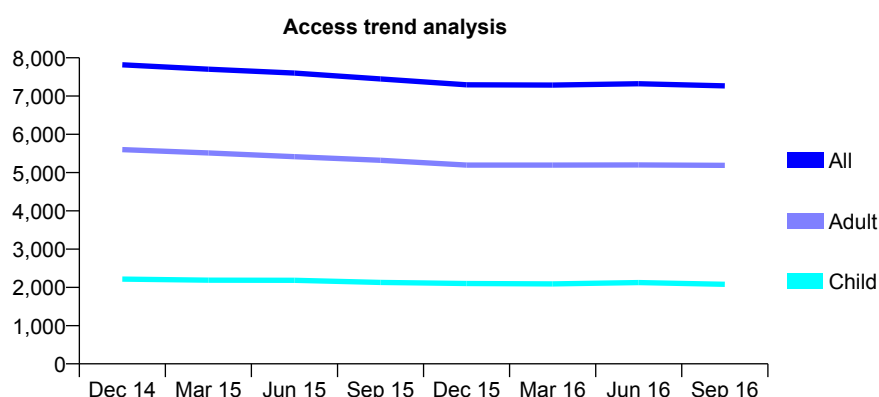
Q56 - Vital Signs At a Glance Contract Report for 102016/0001 - September 2016

Name or company name	Fulbridge Dental Practice
Contract type name	GDS Contract
Purpose of contract	General
Contract start date	01/10/2009
Contract end date	

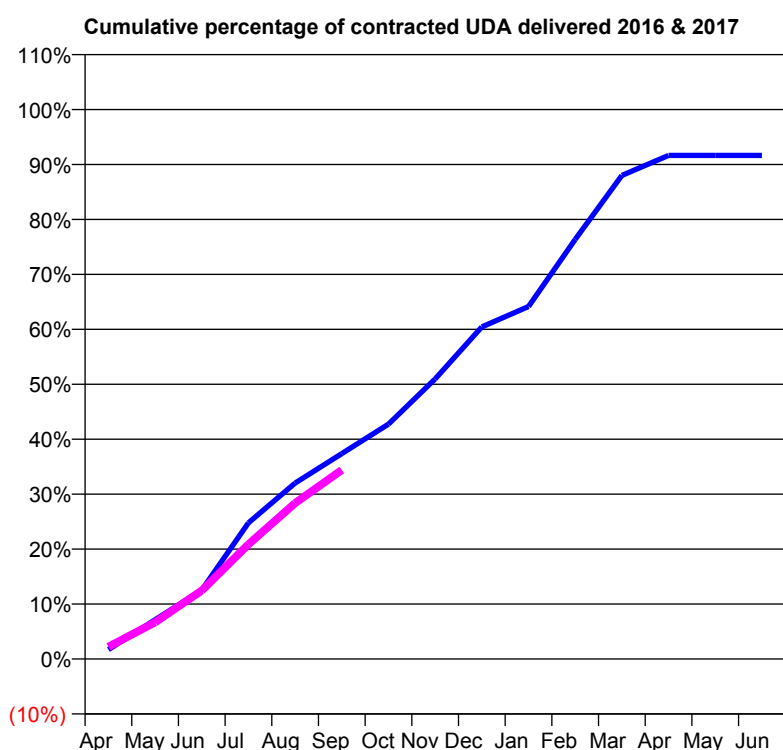
16/17 Contracted general activity (UDA)	22,500
Carry forward general activity (UDA)	0
16/17 Contracted orthodontic activity (UOA)	0
Carry forward orthodontic activity (UOA)	0
Baseline contract value	£678,218.92

ACCESS*

Patients seen in 24 months	Total	Change since previous quarter
Quarter ending September 2015	7,447	
Quarter ending December 2015	7,295	↓
Quarter ending March 2016	7,287	→
Quarter ending June 2016	7,323	→
Quarter ending September 2016	7,266	→
Variance since September 2015	(2.4%)	↓



ACTIVITY



Adjusted Scheduled Activity (UDA)		
Month	2016	2017
April	382	497
May	1,607	1,505
June	2,828	2,803
July	5,577	4,699
August	7,204	6,388
September	8,410	7,738
October	9,617	
November	11,469	
December	13,601	
January	14,436	
February	17,178	
March	19,799	
April	20,622	
May	20,620	
June	20,622	

QUALITY

	Quantity	Base Number	Contract	AT	Region	England
% of FP17s for the same patient ID Re-attending within 3 months - Children	51	980	5.2%	11.3%	12.0%	12.4%
% of FP17s for the same patient ID Re-attending within 3 months - Adults	288	2,402	12.0%	15.2%	15.9%	16.7%
% of FP17s for the same patient ID Re-attending between 3 & 9 months - Children	339	980	34.6%	58.7%	58.6%	57.4%
% of FP17s for the same patient ID Re-attending between 3 & 9 months - Adults	825	2,402	34.3%	50.0%	51.6%	50.5%
% of FP17s for Band 1 Urgent Courses	183	3,078	5.9%	9.7%	8.0%	9.1%
% of FP17s Relating to Free Repair or Replacements	15	3,078	0.5%	0.9%	0.8%	0.8%
% of FP17s Relating to Continuations	58	3,078	1.9%	1.3%	1.3%	1.3%
% of Patients satisfied with the dentistry they have received	3	3	N/A	91.2%	93.1%	93.2%
% of Patients satisfied with the time they had to wait for an appointment	2	3	N/A	85.6%	89.1%	89.0%

* This is based on patients treated on this contract for their most recent course of treatment. Figures in italics indicate the base number of FP17s or Patient Questionnaire responses are less than 100. N/A is shown where the base number of responses is less than 10 during the period. % is calculated as Quantity/Base number*100

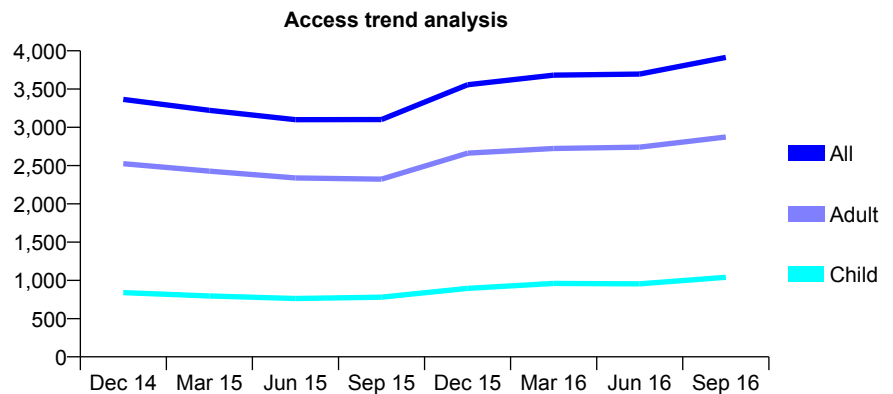
Q56 - Vital Signs At a Glance Contract Report for 102342/0001 - September 2016

Name or company name	Beechcroft Dental Care Ltd
Contract type name	GDS Contract
Purpose of contract	General
Contract start date	01/09/2011
Contract end date	

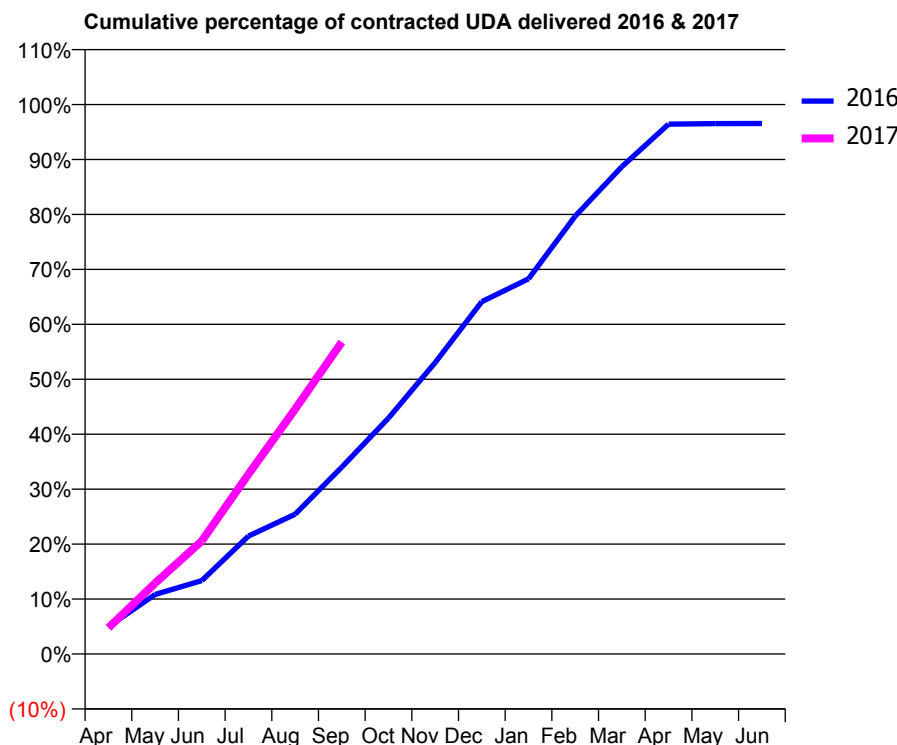
16/17 Contracted general activity (UDA)	11,009
Carry forward general activity (UDA)	379
16/17 Contracted orthodontic activity (UOA)	0
Carry forward orthodontic activity (UOA)	0
Baseline contract value	£243,412.73

ACCESS*

Patients seen in 24 months	Total	Change since previous quarter
Quarter ending September 2015	3,102	
Quarter ending December 2015	3,557	↑
Quarter ending March 2016	3,682	↑
Quarter ending June 2016	3,696	→
Quarter ending September 2016	3,913	↑
Variance since September 2015	26.1%	↑



ACTIVITY



Adjusted Scheduled Activity (UDA)		
Month	2016	2017
April	549	526
May	1,194	1,420
June	1,470	2,265
July	2,363	3,603
August	2,802	4,906
September	3,745	6,251
October	4,728	
November	5,840	
December	7,061	
January	7,517	
February	8,771	
March	9,764	
April	10,616	
May	10,627	
June	10,630	

QUALITY

	Quantity	Base Number	Contract	AT	Region	England
% of FP17s for the same patient ID Re-attending within 3 months - Children	90	938	9.6%	11.3%	12.0%	12.4%
% of FP17s for the same patient ID Re-attending within 3 months - Adults	372	2,376	15.7%	15.2%	15.9%	16.7%
% of FP17s for the same patient ID Re-attending between 3 & 9 months - Children	477	938	50.9%	58.7%	58.6%	57.4%
% of FP17s for the same patient ID Re-attending between 3 & 9 months - Adults	1,185	2,376	49.9%	50.0%	51.6%	50.5%
% of FP17s for Band 1 Urgent Courses	118	2,976	4.0%	9.7%	8.0%	9.1%
% of FP17s Relating to Free Repair or Replacements	18	2,976	0.6%	0.9%	0.8%	0.8%
% of FP17s Relating to Continuations	96	2,976	3.2%	1.3%	1.3%	1.3%
% of Patients satisfied with the dentistry they have received	3	4	N/A	91.2%	93.1%	93.2%
% of Patients satisfied with the time they had to wait for an appointment	4	4	N/A	85.6%	89.1%	89.0%

* This is based on patients treated on this contract for their most recent course of treatment. Figures in italics indicate the base number of FP17s or Patient Questionnaire responses are less than 100. N/A is shown where the base number of responses is less than 10 during the period. % is calculated as Quantity/Base number*100

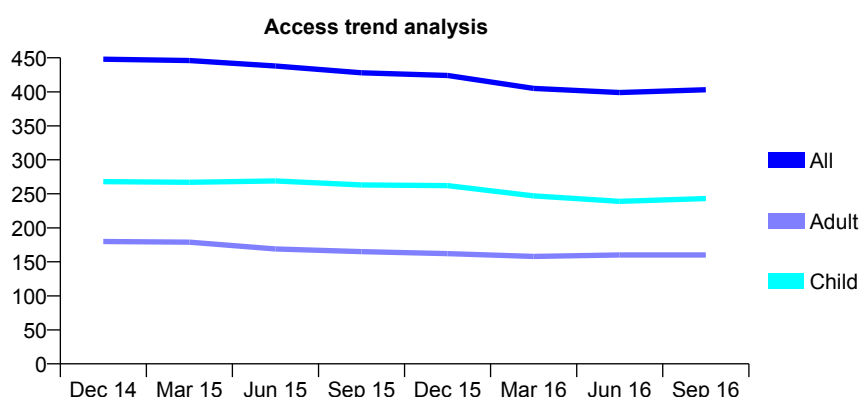
Q56 - Vital Signs At a Glance Contract Report for 102423/0001 - September 2016

Name or company name	Harbour TNGC Ltd
Contract type name	GDS Contract
Purpose of contract	General
Contract start date	01/07/2011
Contract end date	

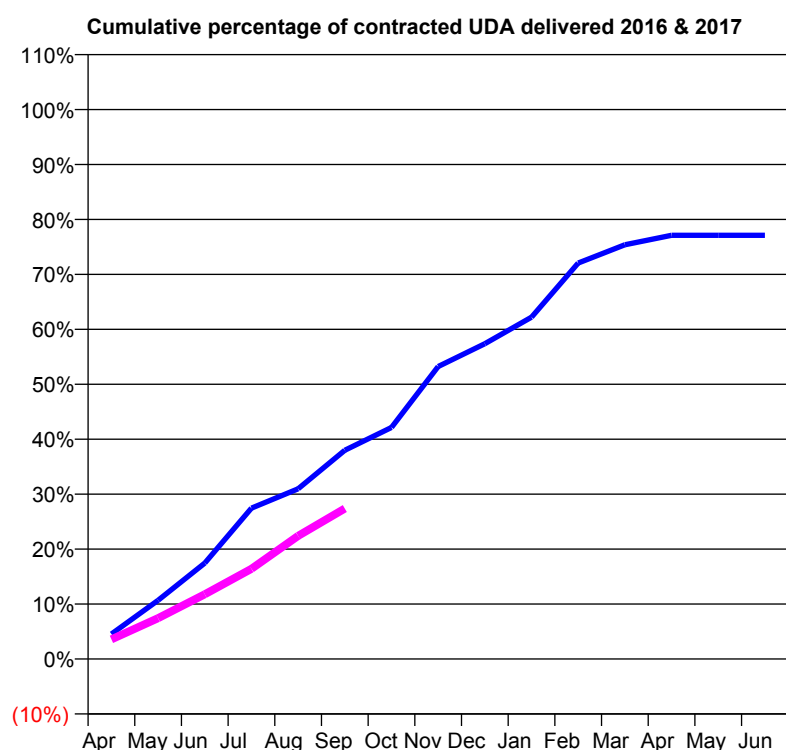
16/17 Contracted general activity (UDA)	1,450
Carry forward general activity (UDA)	0
16/17 Contracted orthodontic activity (UOA)	0
Carry forward orthodontic activity (UOA)	0
Baseline contract value	£32,307.88

ACCESS*

Patients seen in 24 months	Total	Change since previous quarter
Quarter ending September 2015	428	
Quarter ending December 2015	424	→
Quarter ending March 2016	405	↓
Quarter ending June 2016	399	↓
Quarter ending September 2016	403	→
Variance since September 2015	(5.8%)	↓



ACTIVITY



Adjusted Scheduled Activity (UDA)		
Month	2016	2017
April	66	52
May	155	108
June	253	171
July	398	238
August	449	325
September	551	397
October	611	
November	772	
December	832	
January	902	
February	1,045	
March	1,093	
April	1,118	
May	1,118	
June	1,118	

QUALITY

	Quantity	Base Number	Contract	AT	Region	England
% of FP17s for the same patient ID Re-attending within 3 months - Children	2	185	1.1%	11.3%	12.0%	12.4%
% of FP17s for the same patient ID Re-attending within 3 months - Adults	1	76	1.3%	15.2%	15.9%	16.7%
% of FP17s for the same patient ID Re-attending between 3 & 9 months - Children	123	185	66.5%	58.7%	58.6%	57.4%
% of FP17s for the same patient ID Re-attending between 3 & 9 months - Adults	51	76	67.1%	50.0%	51.6%	50.5%
% of FP17s for Band 1 Urgent Courses	0	243	0.0%	9.7%	8.0%	9.1%
% of FP17s Relating to Free Repair or Replacements	0	243	0.0%	0.9%	0.8%	0.8%
% of FP17s Relating to Continuations	0	243	0.0%	1.3%	1.3%	1.3%
% of Patients satisfied with the dentistry they have received	0	0	N/A	91.2%	93.1%	93.2%
% of Patients satisfied with the time they had to wait for an appointment	0	0	N/A	85.6%	89.1%	89.0%

* This is based on patients treated on this contract for their most recent course of treatment. Figures in italics indicate the base number of FP17s or Patient Questionnaire responses are less than 100. N/A is shown where the base number of responses is less than 10 during the period. % is calculated as Quantity/Base number*100

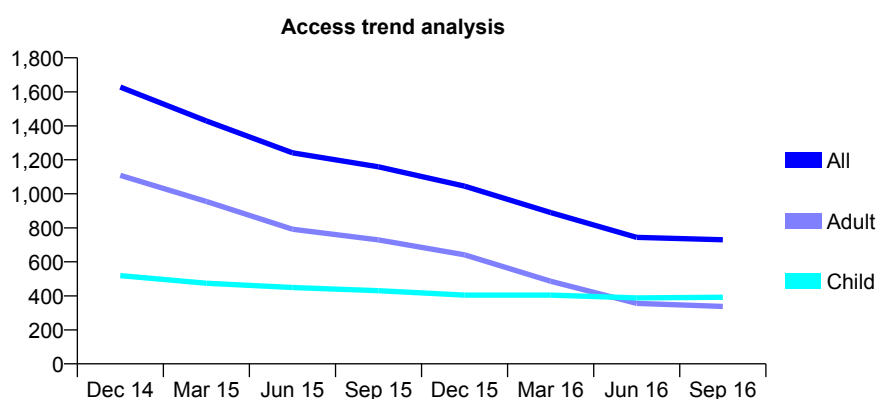
Q56 - Vital Signs At a Glance Contract Report for 102881/0001 - September 2016

Name or company name	Corner House Norwich LLP
Contract type name	GDS Contract
Purpose of contract	General
Contract start date	01/01/2013
Contract end date	

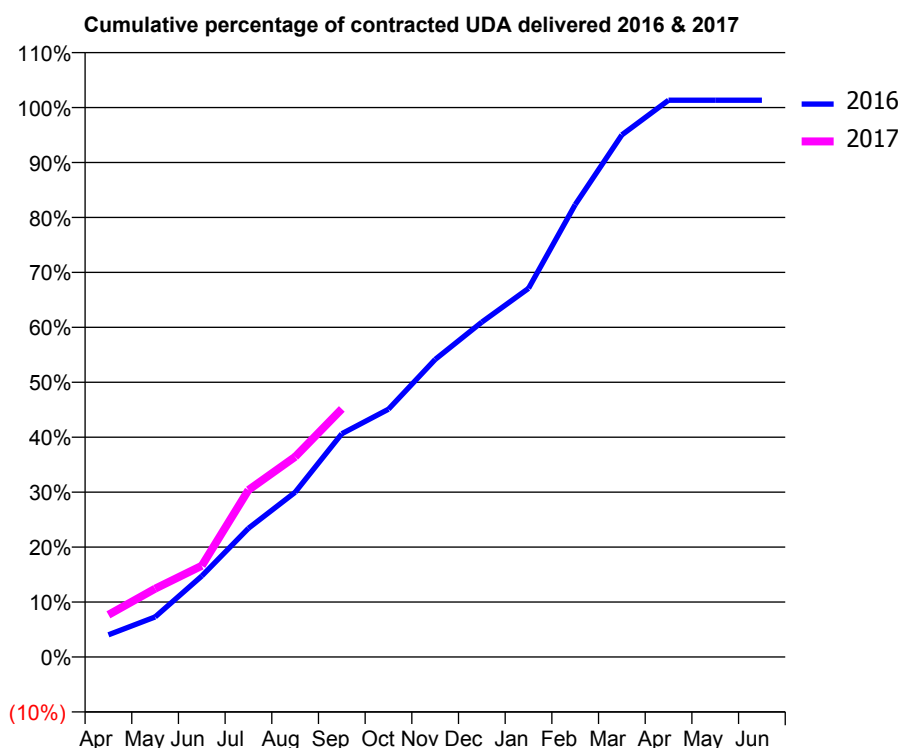
16/17 Contracted general activity (UDA)	1,835
Carry forward general activity (UDA)	-24
16/17 Contracted orthodontic activity (UOA)	0
Carry forward orthodontic activity (UOA)	0
Baseline contract value	£48,350.45

ACCESS*

Patients seen in 24 months	Total	Change since previous quarter
Quarter ending September 2015	1,159	
Quarter ending December 2015	1,045	↓
Quarter ending March 2016	890	↓
Quarter ending June 2016	744	↓
Quarter ending September 2016	730	↓
Variance since September 2015	(37.0%)	↓



ACTIVITY



Adjusted Scheduled Activity (UDA)		
Month	2016	2017
April	74	141
May	134	228
June	271	305
July	430	558
August	550	669
September	746	828
October	828	
November	994	
December	1,118	
January	1,231	
February	1,511	
March	1,743	
April	1,859	
May	1,859	
June	1,859	

QUALITY

	Quantity	Base Number	Contract	AT	Region	England
% of FP17s for the same patient ID Re-attending within 3 months - Children	14	279	5.0%	11.3%	12.0%	12.4%
% of FP17s for the same patient ID Re-attending within 3 months - Adults	21	171	12.3%	15.2%	15.9%	16.7%
% of FP17s for the same patient ID Re-attending between 3 & 9 months - Children	154	279	55.2%	58.7%	58.6%	57.4%
% of FP17s for the same patient ID Re-attending between 3 & 9 months - Adults	86	171	50.3%	50.0%	51.6%	50.5%
% of FP17s for Band 1 Urgent Courses	27	408	6.6%	9.7%	8.0%	9.1%
% of FP17s Relating to Free Repair or Replacements	2	408	0.5%	0.9%	0.8%	0.8%
% of FP17s Relating to Continuations	0	408	0.0%	1.3%	1.3%	1.3%
% of Patients satisfied with the dentistry they have received	0	1	N/A	91.2%	93.1%	93.2%
% of Patients satisfied with the time they had to wait for an appointment	1	1	N/A	85.6%	89.1%	89.0%

* This is based on patients treated on this contract for their most recent course of treatment. Figures in italics indicate the base number of FP17s or Patient Questionnaire responses are less than 100. N/A is shown where the base number of responses is less than 10 during the period. % is calculated as Quantity/Base number*100

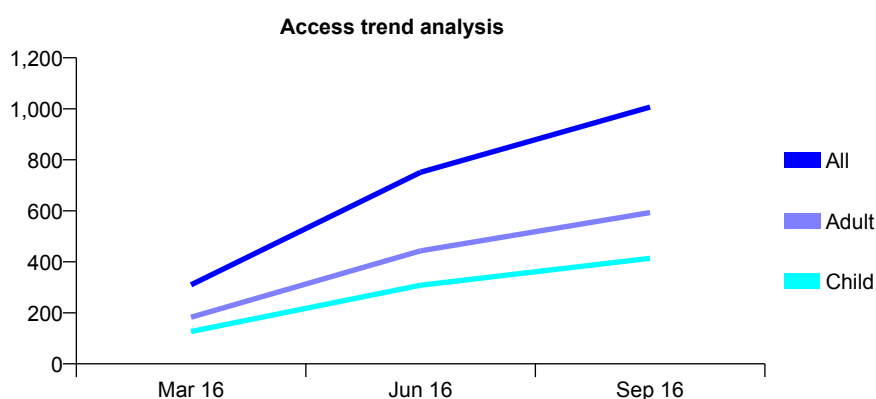
Q56 - Vital Signs At a Glance Contract Report for 103748/0001 - September 2016

Name or company name	Friends Dental Practice
Contract type name	GDS Contract
Purpose of contract	General and Orthodontic
Contract start date	07/12/2015
Contract end date	

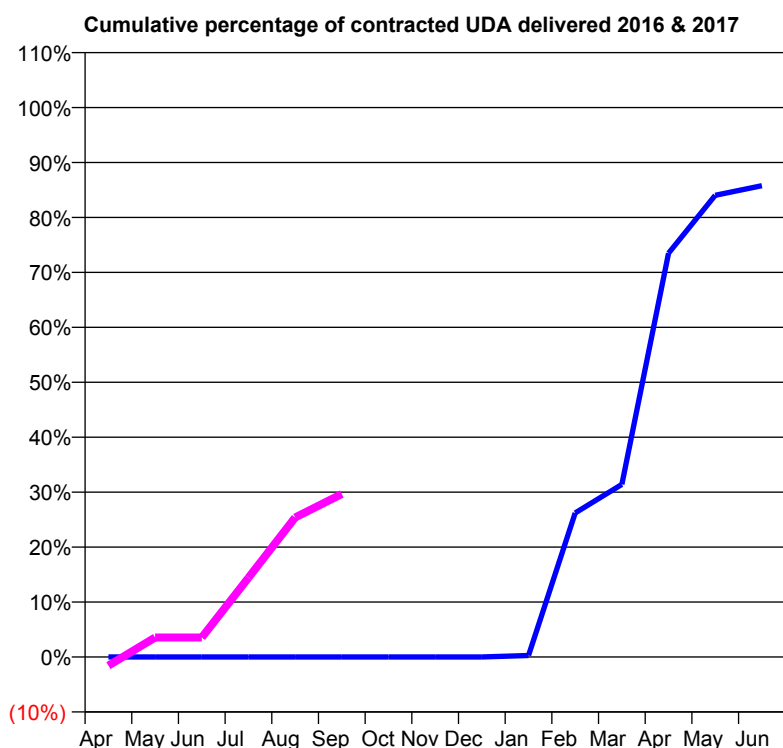
16/17 Contracted general activity (UDA)	3,783
Carry forward general activity (UDA)	60
16/17 Contracted orthodontic activity (UOA)	1,800
Carry forward orthodontic activity (UOA)	-24
Baseline contract value	£219,409.38

ACCESS*

Patients seen in 24 months	Total	Change since previous quarter
Quarter ending September 2015	0	
Quarter ending December 2015	0	
Quarter ending March 2016	310	
Quarter ending June 2016	751	↑
Quarter ending September 2016	1,007	↑
Variance since September 2015	N/A	



ACTIVITY



Adjusted Scheduled Activity (UDA)		
Month	2016	2017
April	0	-60
May	0	135
June	0	135
July	0	546
August	0	961
September	0	1,122
October	0	
November	0	
December	0	
January	3	
February	277	
March	332	
April	776	
May	887	
June	906	

QUALITY

	Quantity	Base Number	Contract	AT	Region	England
% of FP17s for the same patient ID Re-attending within 3 months - Children	37	583	6.3%	11.3%	12.0%	12.4%
% of FP17s for the same patient ID Re-attending within 3 months - Adults	87	682	12.8%	15.2%	15.9%	16.7%
% of FP17s for the same patient ID Re-attending between 3 & 9 months - Children	47	583	8.1%	58.7%	58.6%	57.4%
% of FP17s for the same patient ID Re-attending between 3 & 9 months - Adults	76	682	11.1%	50.0%	51.6%	50.5%
% of FP17s for Band 1 Urgent Courses	51	694	7.3%	9.7%	8.0%	9.1%
% of FP17s Relating to Free Repair or Replacements	1	694	0.1%	0.9%	0.8%	0.8%
% of FP17s Relating to Continuations	7	694	1.0%	1.3%	1.3%	1.3%
% of Patients satisfied with the dentistry they have received	0	0	N/A	91.2%	93.1%	93.2%
% of Patients satisfied with the time they had to wait for an appointment	0	0	N/A	85.6%	89.1%	89.0%

* This is based on patients treated on this contract for their most recent course of treatment. Figures in italics indicate the base number of FP17s or Patient Questionnaire responses are less than 100. N/A is shown where the base number of responses is less than 10 during the period. % is calculated as Quantity/Base number*100

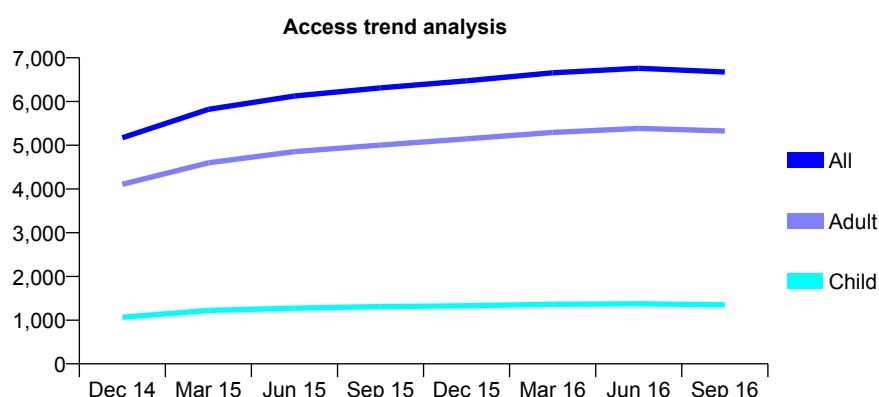
Q56 - Vital Signs At a Glance Contract Report for 104418/0001 - September 2016

Name or company name	Mr Pieter D Pienaar and Mr Pieter E Roos
Contract type name	GDS Contract
Purpose of contract	General
Contract start date	08/05/2014
Contract end date	

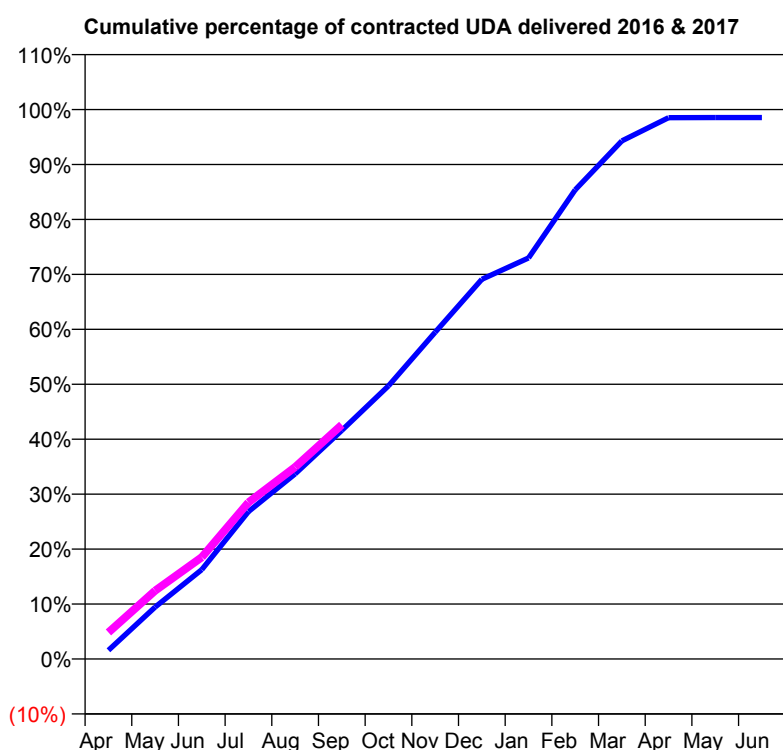
16/17 Contracted general activity (UDA)	21,611
Carry forward general activity (UDA)	0
16/17 Contracted orthodontic activity (UOA)	0
Carry forward orthodontic activity (UOA)	0
Baseline contract value	£483,767.00

ACCESS*

Patients seen in 24 months	Total	Change since previous quarter
Quarter ending September 2015	6,312	
Quarter ending December 2015	6,475	↑
Quarter ending March 2016	6,657	↑
Quarter ending June 2016	6,760	→
Quarter ending September 2016	6,676	↓
Variance since September 2015	5.8%	↑



ACTIVITY



Adjusted Scheduled Activity (UDA)		
Month	2016	2017
April	320	1,046
May	1,899	2,688
June	3,271	4,005
July	5,393	6,159
August	6,777	7,549
September	8,370	9,212
October	9,998	
November	11,961	
December	13,895	
January	14,678	
February	17,173	
March	18,965	
April	19,813	
May	19,816	
June	19,818	

QUALITY

	Quantity	Base Number	Contract	AT	Region	England
% of FP17s for the same patient ID Re-attending within 3 months - Children	93	1,099	8.5%	11.3%	12.0%	12.4%
% of FP17s for the same patient ID Re-attending within 3 months - Adults	656	4,258	15.4%	15.2%	15.9%	16.7%
% of FP17s for the same patient ID Re-attending between 3 & 9 months - Children	727	1,099	66.2%	58.7%	58.6%	57.4%
% of FP17s for the same patient ID Re-attending between 3 & 9 months - Adults	2,683	4,258	63.0%	50.0%	51.6%	50.5%
% of FP17s for Band 1 Urgent Courses	331	4,931	6.7%	9.7%	8.0%	9.1%
% of FP17s Relating to Free Repair or Replacements	30	4,931	0.6%	0.9%	0.8%	0.8%
% of FP17s Relating to Continuations	59	4,931	1.2%	1.3%	1.3%	1.3%
% of Patients satisfied with the dentistry they have received	5	5	N/A	91.2%	93.1%	93.2%
% of Patients satisfied with the time they had to wait for an appointment	4	5	N/A	85.6%	89.1%	89.0%

* This is based on patients treated on this contract for their most recent course of treatment. Figures in italics indicate the base number of FP17s or Patient Questionnaire responses are less than 100. N/A is shown where the base number of responses is less than 10 during the period. % is calculated as Quantity/Base number*100

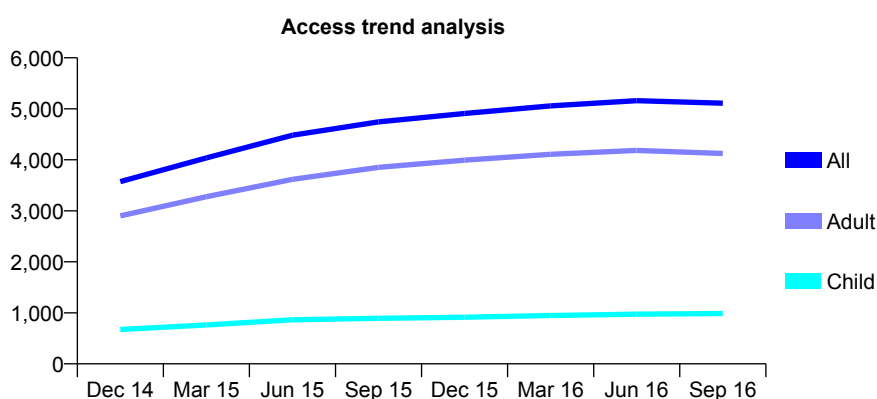
Q56 - Vital Signs At a Glance Contract Report for 104418/0002 - September 2016

Name or company name	Mr Pieter D Pienaar and Mr Pieter E Roos
Contract type name	GDS Contract
Purpose of contract	General
Contract start date	13/05/2014
Contract end date	

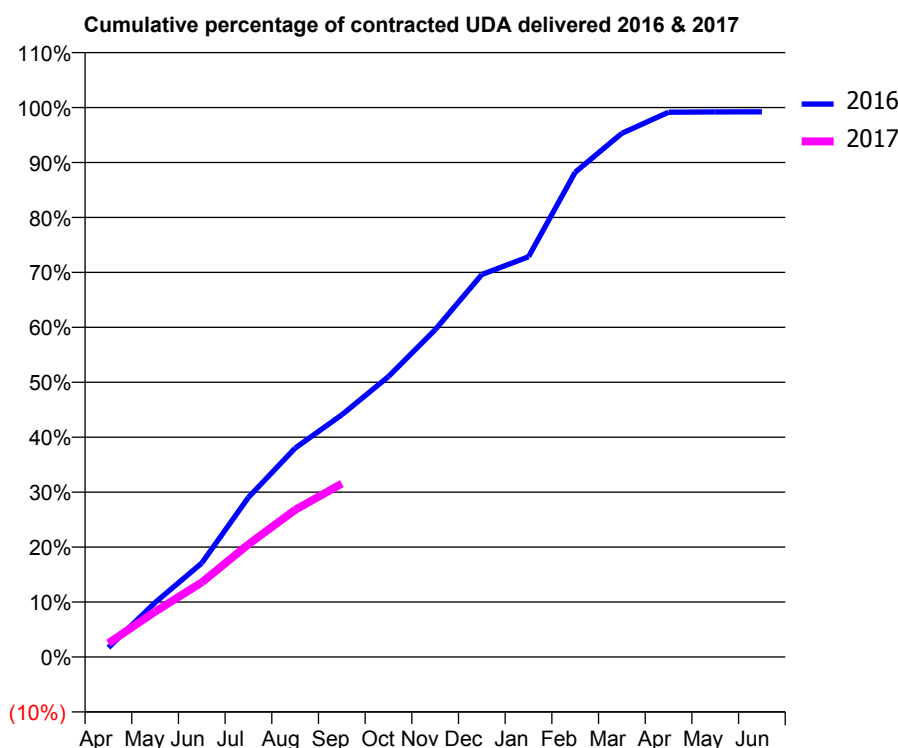
16/17 Contracted general activity (UDA)	16,174
Carry forward general activity (UDA)	0
16/17 Contracted orthodontic activity (UOA)	0
Carry forward orthodontic activity (UOA)	0
Baseline contract value	£439,753.89

ACCESS*

Patients seen in 24 months	Total	Change since previous quarter
Quarter ending September 2015	4,744	
Quarter ending December 2015	4,909	↑
Quarter ending March 2016	5,057	↑
Quarter ending June 2016	5,160	↑
Quarter ending September 2016	5,109	→
Variance since September 2015	7.7%	↑



ACTIVITY



Adjusted Scheduled Activity (UDA)		
Month	2016	2017
April	248	408
May	1,439	1,338
June	2,478	2,195
July	4,213	3,318
August	5,513	4,330
September	6,392	5,104
October	7,403	
November	8,636	
December	10,094	
January	10,561	
February	12,792	
March	13,820	
April	14,374	
May	14,384	
June	14,386	

QUALITY

	Quantity	Base Number	Contract	AT	Region	England
% of FP17s for the same patient ID Re-attending within 3 months - Children	57	662	8.6%	11.3%	12.0%	12.4%
% of FP17s for the same patient ID Re-attending within 3 months - Adults	357	2,630	13.6%	15.2%	15.9%	16.7%
% of FP17s for the same patient ID Re-attending between 3 & 9 months - Children	336	662	50.8%	58.7%	58.6%	57.4%
% of FP17s for the same patient ID Re-attending between 3 & 9 months - Adults	1,535	2,630	58.4%	50.0%	51.6%	50.5%
% of FP17s for Band 1 Urgent Courses	224	3,015	7.4%	9.7%	8.0%	9.1%
% of FP17s Relating to Free Repair or Replacements	8	3,015	0.3%	0.9%	0.8%	0.8%
% of FP17s Relating to Continuations	11	3,015	0.4%	1.3%	1.3%	1.3%
% of Patients satisfied with the dentistry they have received	4	5	N/A	91.2%	93.1%	93.2%
% of Patients satisfied with the time they had to wait for an appointment	5	5	N/A	85.6%	89.1%	89.0%

* This is based on patients treated on this contract for their most recent course of treatment. Figures in italics indicate the base number of FP17s or Patient Questionnaire responses are less than 100. N/A is shown where the base number of responses is less than 10 during the period. % is calculated as Quantity/Base number*100

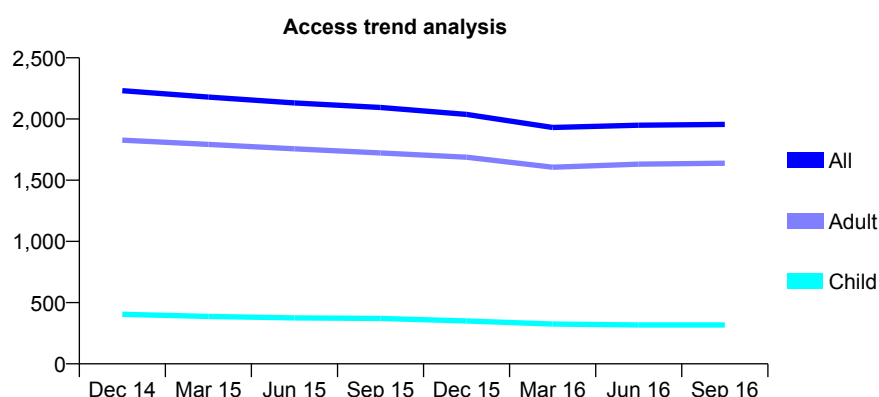
Q56 - Vital Signs At a Glance Contract Report for 105090/0001 - September 2016

Name or company name	Mr Azad Eyrumlu and Mr M Eyrumlu
Contract type name	GDS Contract
Purpose of contract	General
Contract start date	05/02/2013
Contract end date	

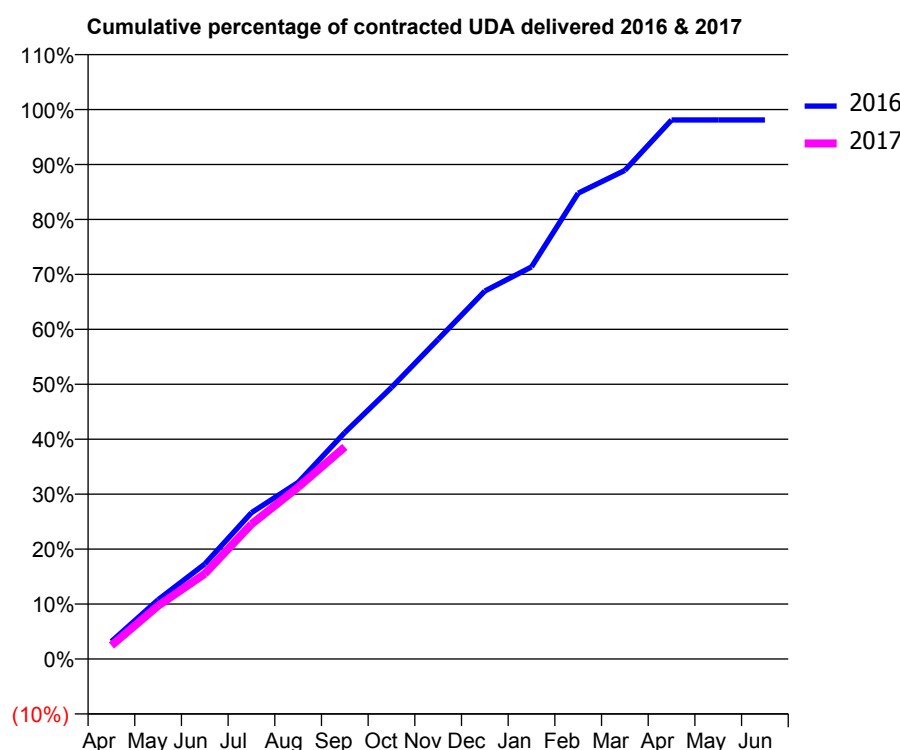
16/17 Contracted general activity (UDA)	7,566
Carry forward general activity (UDA)	143
16/17 Contracted orthodontic activity (UOA)	0
Carry forward orthodontic activity (UOA)	0
Baseline contract value	£179,453.76

ACCESS*

Patients seen in 24 months	Total	Change since previous quarter
Quarter ending September 2015	2,094	
Quarter ending December 2015	2,038	↓
Quarter ending March 2016	1,931	↓
Quarter ending June 2016	1,949	→
Quarter ending September 2016	1,956	→
Variance since September 2015	(6.6%)	↓



ACTIVITY



Adjusted Scheduled Activity (UDA)		
Month	2016	2017
April	241	187
May	816	733
June	1,308	1,173
July	2,014	1,857
August	2,431	2,365
September	3,118	2,921
October	3,739	
November	4,402	
December	5,067	
January	5,398	
February	6,415	
March	6,727	
April	7,423	
May	7,423	
June	7,423	

QUALITY

	Quantity	Base Number	Contract	AT	Region	England
% of FP17s for the same patient ID Re-attending within 3 months - Children	15	239	6.3%	11.3%	12.0%	12.4%
% of FP17s for the same patient ID Re-attending within 3 months - Adults	177	1,151	15.4%	15.2%	15.9%	16.7%
% of FP17s for the same patient ID Re-attending between 3 & 9 months - Children	124	239	51.9%	58.7%	58.6%	57.4%
% of FP17s for the same patient ID Re-attending between 3 & 9 months - Adults	468	1,151	40.7%	50.0%	51.6%	50.5%
% of FP17s for Band 1 Urgent Courses	169	1,170	14.4%	9.7%	8.0%	9.1%
% of FP17s Relating to Free Repair or Replacements	15	1,170	1.3%	0.9%	0.8%	0.8%
% of FP17s Relating to Continuations	24	1,170	2.1%	1.3%	1.3%	1.3%
% of Patients satisfied with the dentistry they have received	2	2	N/A	91.2%	93.1%	93.2%
% of Patients satisfied with the time they had to wait for an appointment	2	2	N/A	85.6%	89.1%	89.0%

* This is based on patients treated on this contract for their most recent course of treatment. Figures in italics indicate the base number of FP17s or Patient Questionnaire responses are less than 100. N/A is shown where the base number of responses is less than 10 during the period. % is calculated as Quantity/Base number*100

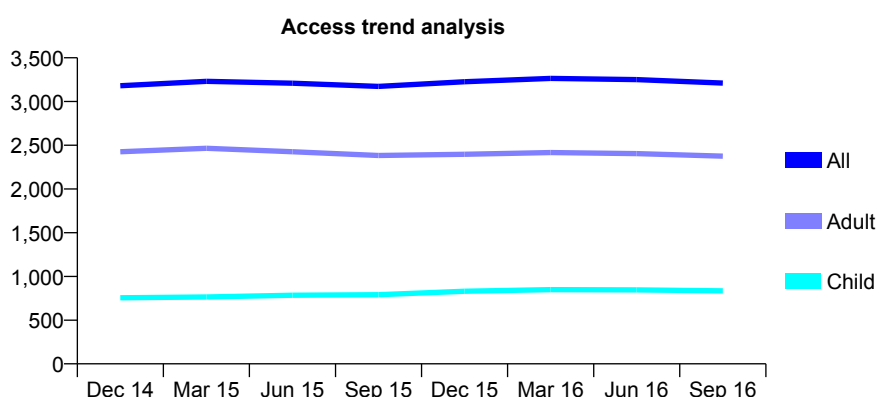
Q56 - Vital Signs At a Glance Contract Report for 105171/0001 - September 2016

Name or company name	Gentle Dental Practices Ltd
Contract type name	GDS Contract
Purpose of contract	General and Orthodontic
Contract start date	01/06/2010
Contract end date	

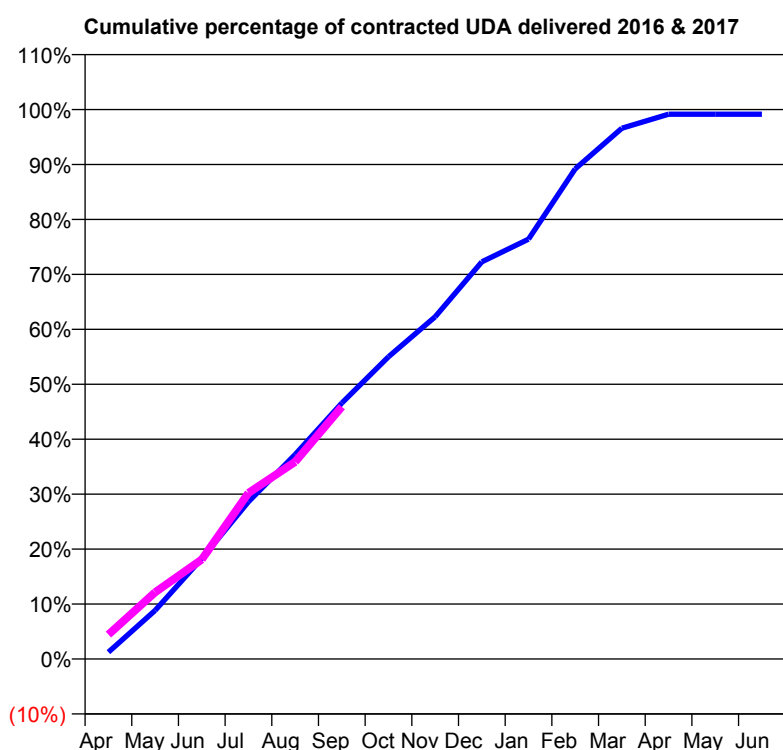
16/17 Contracted general activity (UDA)	11,416
Carry forward general activity (UDA)	97
16/17 Contracted orthodontic activity (UOA)	1,260
Carry forward orthodontic activity (UOA)	-1
Baseline contract value	£349,807.19

ACCESS*

Patients seen in 24 months	Total	Change since previous quarter
Quarter ending September 2015	3,173	
Quarter ending December 2015	3,227	→
Quarter ending March 2016	3,265	→
Quarter ending June 2016	3,250	→
Quarter ending September 2016	3,211	↓
Variance since September 2015	1.2%	→



ACTIVITY



Adjusted Scheduled Activity (UDA)		
Month	2016	2017
April	142	508
May	1,010	1,387
June	2,088	2,068
July	3,268	3,452
August	4,247	4,095
September	5,318	5,239
October	6,279	
November	7,109	
December	8,252	
January	8,724	
February	10,183	
March	11,028	
April	11,319	
May	11,319	
June	11,319	

QUALITY

	Quantity	Base Number	Contract	AT	Region	England
% of FP17s for the same patient ID Re-attending within 3 months - Children	89	752	11.8%	11.3%	12.0%	12.4%
% of FP17s for the same patient ID Re-attending within 3 months - Adults	264	1,766	14.9%	15.2%	15.9%	16.7%
% of FP17s for the same patient ID Re-attending between 3 & 9 months - Children	426	752	56.6%	58.7%	58.6%	57.4%
% of FP17s for the same patient ID Re-attending between 3 & 9 months - Adults	890	1,766	50.4%	50.0%	51.6%	50.5%
% of FP17s for Band 1 Urgent Courses	137	2,289	6.0%	9.7%	8.0%	9.1%
% of FP17s Relating to Free Repair or Replacements	18	2,289	0.8%	0.9%	0.8%	0.8%
% of FP17s Relating to Continuations	8	2,289	0.3%	1.3%	1.3%	1.3%
% of Patients satisfied with the dentistry they have received	1	2	N/A	91.2%	93.1%	93.2%
% of Patients satisfied with the time they had to wait for an appointment	1	2	N/A	85.6%	89.1%	89.0%

* This is based on patients treated on this contract for their most recent course of treatment. Figures in italics indicate the base number of FP17s or Patient Questionnaire responses are less than 100. N/A is shown where the base number of responses is less than 10 during the period. % is calculated as Quantity/Base number*100

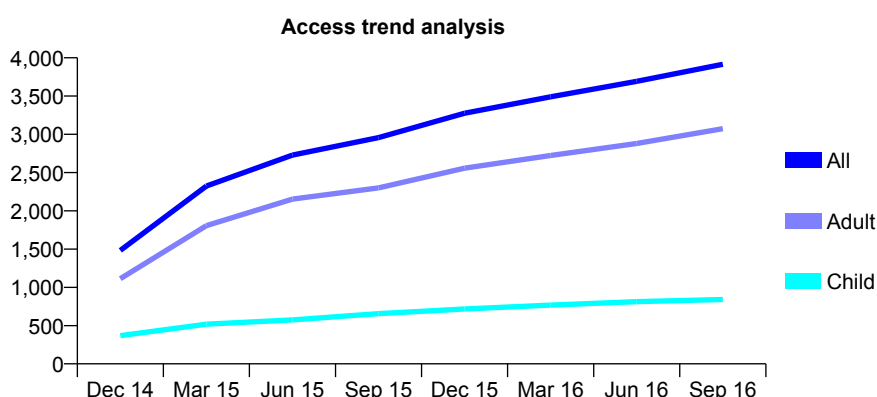
Q56 - Vital Signs At a Glance Contract Report for 105996/0001 - September 2016

Name or company name	Dr A Monzavi Tabrizi Dental Practice Limite
Contract type name	GDS Contract
Purpose of contract	General
Contract start date	01/07/2014
Contract end date	

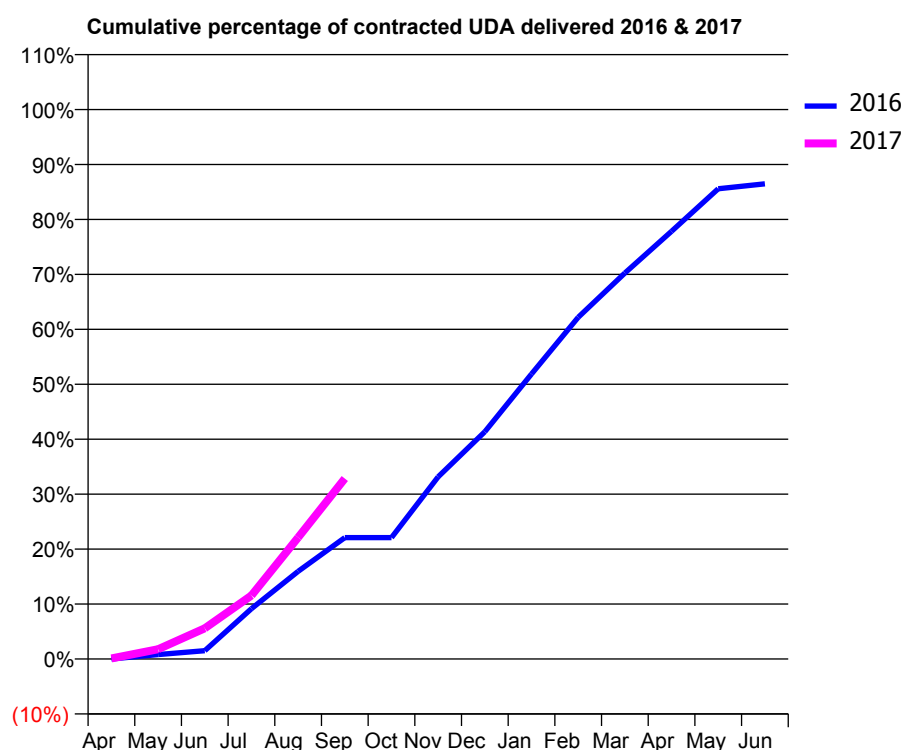
16/17 Contracted general activity (UDA)	12,090
Carry forward general activity (UDA)	0
16/17 Contracted orthodontic activity (UOA)	0
Carry forward orthodontic activity (UOA)	0
Baseline contract value	£292,643.43

ACCESS*

Patients seen in 24 months	Total	Change since previous quarter
Quarter ending September 2015	2,957	
Quarter ending December 2015	3,275	↑
Quarter ending March 2016	3,491	↑
Quarter ending June 2016	3,693	↑
Quarter ending September 2016	3,915	↑
Variance since September 2015	32.4%	↑



ACTIVITY



Adjusted Scheduled Activity (UDA)		
Month	2016	2017
April	2	13
May	95	217
June	180	676
July	1,082	1,399
August	1,887	2,675
September	2,613	3,971
October	2,613	
November	3,923	
December	4,892	
January	6,135	
February	7,353	
March	8,307	
April	9,204	
May	10,120	
June	10,227	

QUALITY

	Quantity	Base Number	Contract	AT	Region	England
% of FP17s for the same patient ID Re-attending within 3 months - Children	32	522	6.1%	11.3%	12.0%	12.4%
% of FP17s for the same patient ID Re-attending within 3 months - Adults	338	2,180	15.5%	15.2%	15.9%	16.7%
% of FP17s for the same patient ID Re-attending between 3 & 9 months - Children	237	522	45.4%	58.7%	58.6%	57.4%
% of FP17s for the same patient ID Re-attending between 3 & 9 months - Adults	1,017	2,180	46.7%	50.0%	51.6%	50.5%
% of FP17s for Band 1 Urgent Courses	358	1,886	19.0%	9.7%	8.0%	9.1%
% of FP17s Relating to Free Repair or Replacements	6	1,886	0.3%	0.9%	0.8%	0.8%
% of FP17s Relating to Continuations	1	1,886	0.1%	1.3%	1.3%	1.3%
% of Patients satisfied with the dentistry they have received	1	1	N/A	91.2%	93.1%	93.2%
% of Patients satisfied with the time they had to wait for an appointment	1	1	N/A	85.6%	89.1%	89.0%

* This is based on patients treated on this contract for their most recent course of treatment. Figures in italics indicate the base number of FP17s or Patient Questionnaire responses are less than 100. N/A is shown where the base number of responses is less than 10 during the period. % is calculated as Quantity/Base number*100

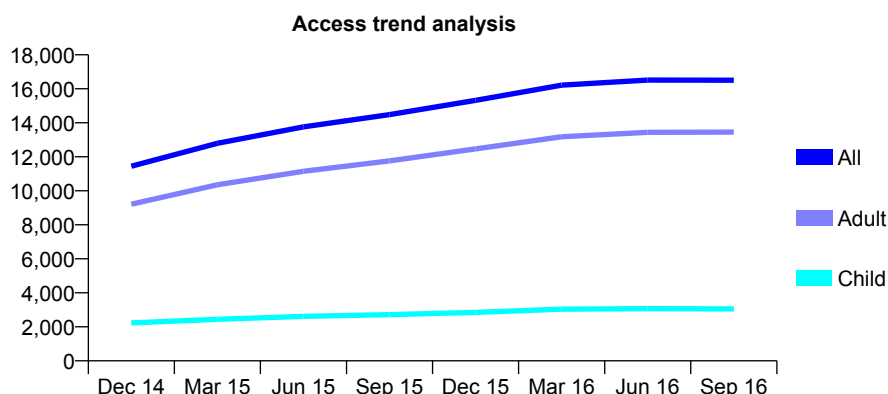
Q56 - Vital Signs At a Glance Contract Report for 106275/0001 - September 2016

Name or company name	Dr P Vaid, S Radia and S Shah
Contract type name	GDS Contract
Purpose of contract	General
Contract start date	01/04/2014
Contract end date	

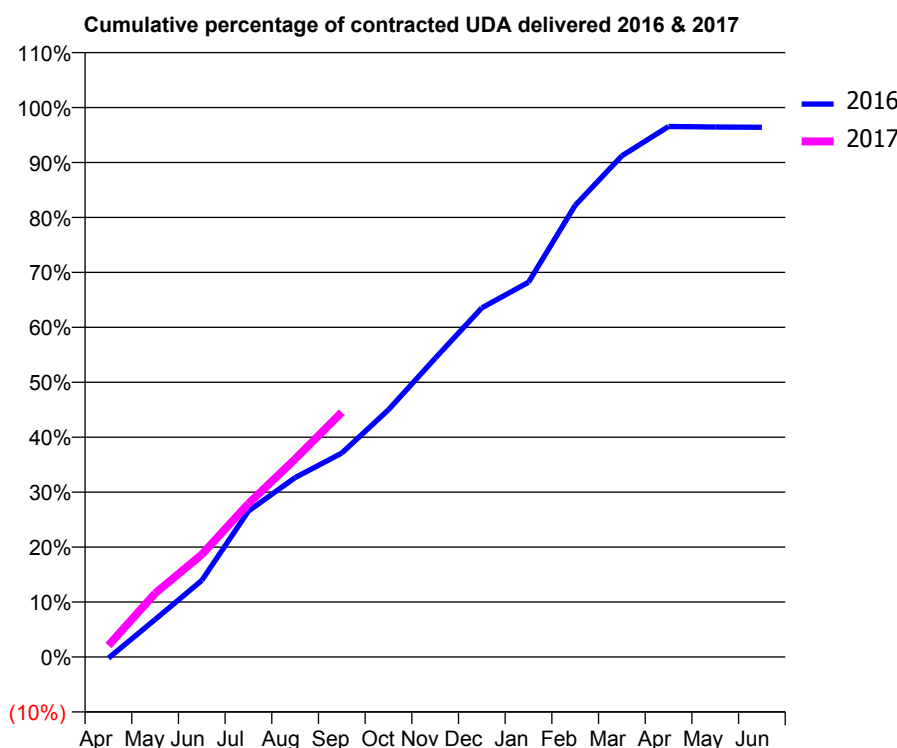
16/17 Contracted general activity (UDA)	48,426
Carry forward general activity (UDA)	1,533
16/17 Contracted orthodontic activity (UOA)	0
Carry forward orthodontic activity (UOA)	0
Baseline contract value	£1,028,411.23

ACCESS*

Patients seen in 24 months	Total	Change since previous quarter
Quarter ending September 2015	14,484	
Quarter ending December 2015	15,318	↑
Quarter ending March 2016	16,216	↑
Quarter ending June 2016	16,510	→
Quarter ending September 2016	16,505	→
Variance since September 2015	14.0%	↑



ACTIVITY



Adjusted Scheduled Activity (UDA)		
Month	2016	2017
April	-122	1,017
May	3,727	5,608
June	7,601	9,031
July	14,486	13,524
August	17,814	17,447
September	20,248	21,565
October	24,550	
November	29,665	
December	34,660	
January	37,202	
February	44,846	
March	49,752	
April	52,673	
May	52,616	
June	52,592	

QUALITY

	Quantity	Base Number	Contract	AT	Region	England
% of FP17s for the same patient ID Re-attending within 3 months - Children	314	2,476	12.7%	11.3%	12.0%	12.4%
% of FP17s for the same patient ID Re-attending within 3 months - Adults	2,061	10,572	19.5%	15.2%	15.9%	16.7%
% of FP17s for the same patient ID Re-attending between 3 & 9 months - Children	1,487	2,476	60.1%	58.7%	58.6%	57.4%
% of FP17s for the same patient ID Re-attending between 3 & 9 months - Adults	5,902	10,572	55.8%	50.0%	51.6%	50.5%
% of FP17s for Band 1 Urgent Courses	1,520	11,805	12.9%	9.7%	8.0%	9.1%
% of FP17s Relating to Free Repair or Replacements	336	11,805	2.8%	0.9%	0.8%	0.8%
% of FP17s Relating to Continuations	91	11,805	0.8%	1.3%	1.3%	1.3%
% of Patients satisfied with the dentistry they have received	18	20	90.0%	91.2%	93.1%	93.2%
% of Patients satisfied with the time they had to wait for an appointment	15	20	75.0%	85.6%	89.1%	89.0%

* This is based on patients treated on this contract for their most recent course of treatment. Figures in italics indicate the base number of FP17s or Patient Questionnaire responses are less than 100. N/A is shown where the base number of responses is less than 10 during the period. % is calculated as Quantity/Base number*100

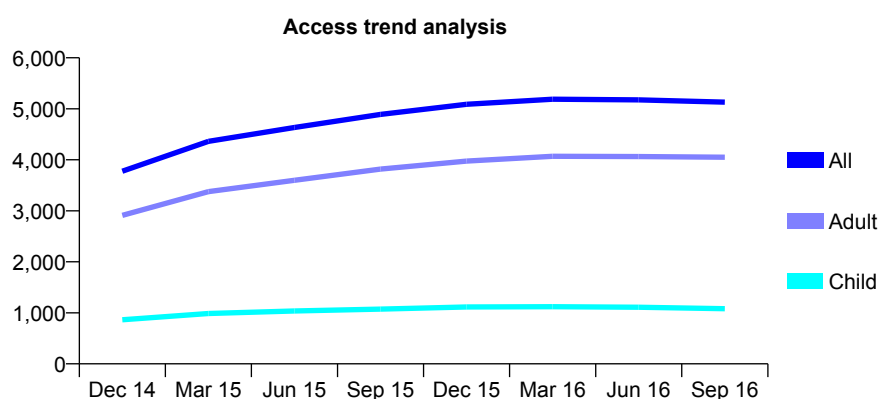
Q56 - Vital Signs At a Glance Contract Report for 106941/0001 - September 2016

Name or company name	Perfect Smile Clinic Limited
Contract type name	GDS Contract
Purpose of contract	General
Contract start date	01/03/2014
Contract end date	

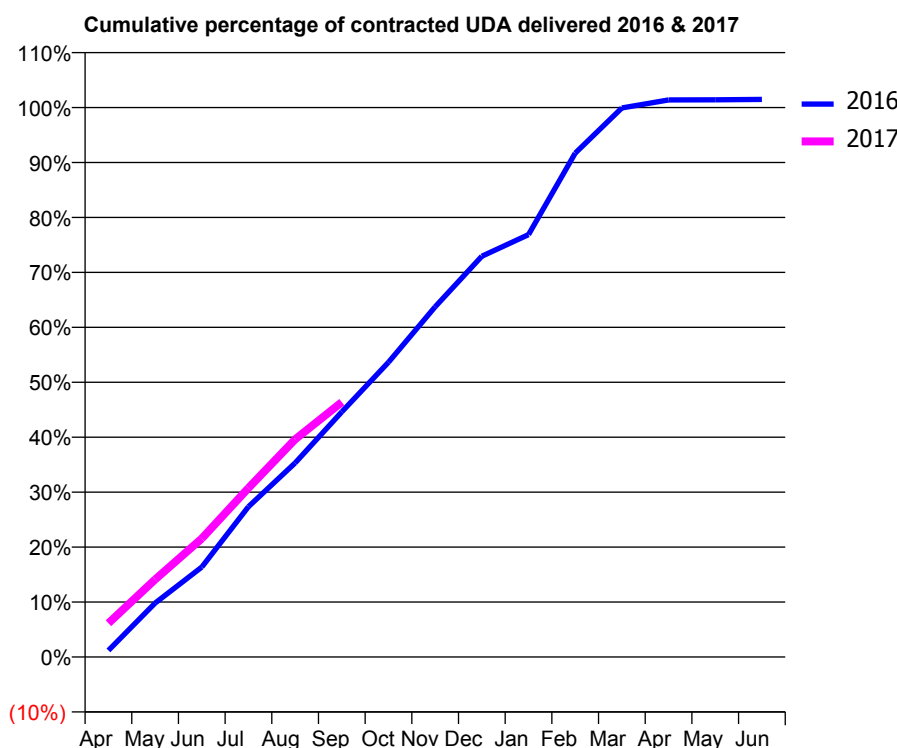
16/17 Contracted general activity (UDA)	17,380
Carry forward general activity (UDA)	-255
16/17 Contracted orthodontic activity (UOA)	0
Carry forward orthodontic activity (UOA)	0
Baseline contract value	£400,698.32

ACCESS*

Patients seen in 24 months	Total	Change since previous quarter
Quarter ending September 2015	4,889	
Quarter ending December 2015	5,089	↑
Quarter ending March 2016	5,189	→
Quarter ending June 2016	5,174	→
Quarter ending September 2016	5,132	→
Variance since September 2015	5.0%	↑



ACTIVITY



Month	Adjusted Scheduled Activity (UDA)	
	2016	2017
April	208	1,068
May	1,704	2,451
June	2,844	3,749
July	4,754	5,347
August	6,138	6,884
September	7,756	8,063
October	9,324	
November	11,079	
December	12,675	
January	13,360	
February	15,934	
March	17,368	
April	17,620	
May	17,622	
June	17,635	

QUALITY

	Quantity	Base Number	Contract	AT	Region	England
% of FP17s for the same patient ID Re-attending within 3 months - Children	58	878	6.6%	11.3%	12.0%	12.4%
% of FP17s for the same patient ID Re-attending within 3 months - Adults	492	3,030	16.2%	15.2%	15.9%	16.7%
% of FP17s for the same patient ID Re-attending between 3 & 9 months - Children	572	878	65.1%	58.7%	58.6%	57.4%
% of FP17s for the same patient ID Re-attending between 3 & 9 months - Adults	1,850	3,030	61.1%	50.0%	51.6%	50.5%
% of FP17s for Band 1 Urgent Courses	323	3,772	8.6%	9.7%	8.0%	9.1%
% of FP17s Relating to Free Repair or Replacements	44	3,772	1.2%	0.9%	0.8%	0.8%
% of FP17s Relating to Continuations	38	3,772	1.0%	1.3%	1.3%	1.3%
% of Patients satisfied with the dentistry they have received	4	5	N/A	91.2%	93.1%	93.2%
% of Patients satisfied with the time they had to wait for an appointment	5	5	N/A	85.6%	89.1%	89.0%

* This is based on patients treated on this contract for their most recent course of treatment. Figures in italics indicate the base number of FP17s or Patient Questionnaire responses are less than 100. N/A is shown where the base number of responses is less than 10 during the period. % is calculated as Quantity/Base number*100

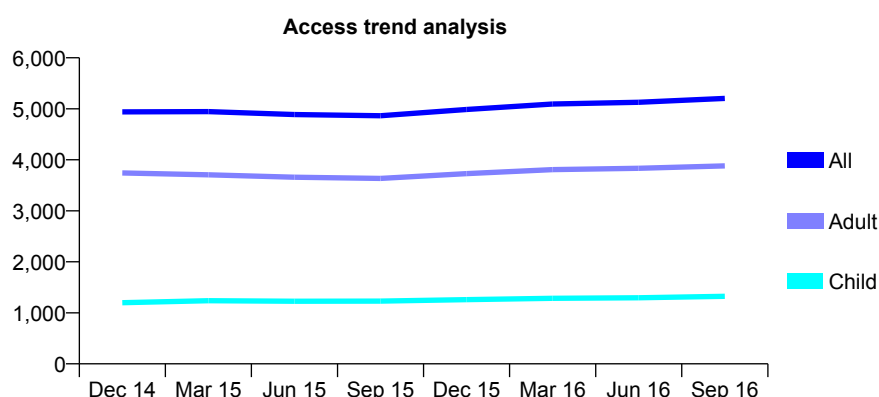
Q56 - Vital Signs At a Glance Contract Report for 109142/0001 - September 2016

Name or company name	Littleport Dental Practice
Contract type name	GDS Contract
Purpose of contract	General
Contract start date	02/07/2012
Contract end date	

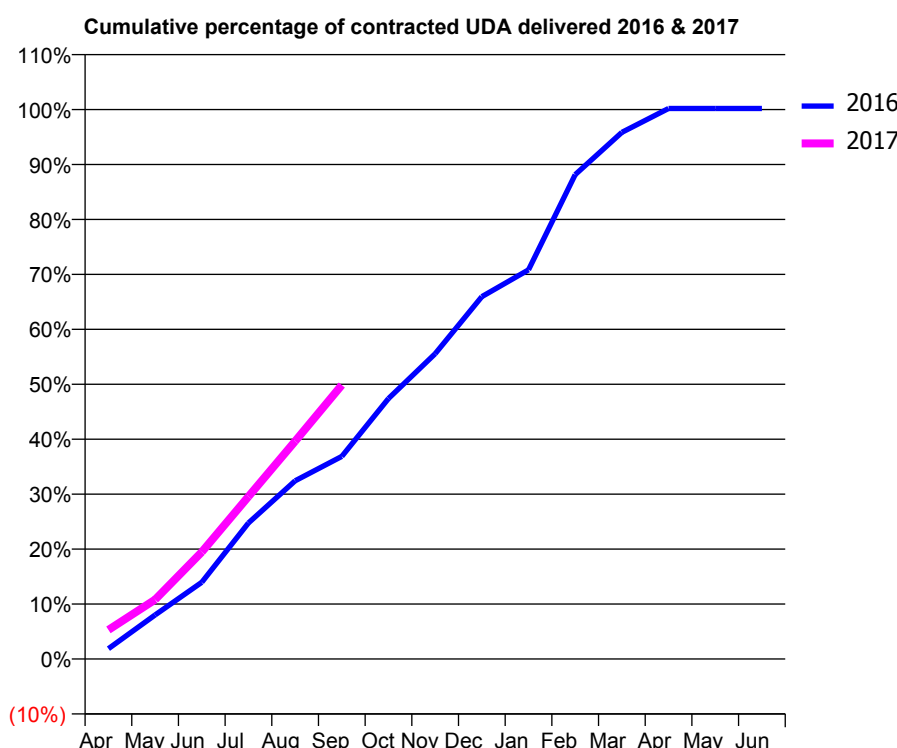
16/17 Contracted general activity (UDA)	14,288
Carry forward general activity (UDA)	-28
16/17 Contracted orthodontic activity (UOA)	0
Carry forward orthodontic activity (UOA)	0
Baseline contract value	£357,745.09

ACCESS*

Patients seen in 24 months	Total	Change since previous quarter
Quarter ending September 2015	4,865	
Quarter ending December 2015	4,988	↑
Quarter ending March 2016	5,094	↑
Quarter ending June 2016	5,128	→
Quarter ending September 2016	5,204	→
Variance since September 2015	7.0%	↑



ACTIVITY



Adjusted Scheduled Activity (UDA)		
Month	2016	2017
April	270	757
May	1,144	1,546
June	1,996	2,782
July	3,540	4,226
August	4,633	5,664
September	5,270	7,124
October	6,773	
November	7,939	
December	9,422	
January	10,118	
February	12,596	
March	13,693	
April	14,316	
May	14,316	
June	14,316	

QUALITY

	Quantity	Base Number	Contract	AT	Region	England
% of FP17s for the same patient ID Re-attending within 3 months - Children	98	1,192	8.2%	11.3%	12.0%	12.4%
% of FP17s for the same patient ID Re-attending within 3 months - Adults	457	3,128	14.6%	15.2%	15.9%	16.7%
% of FP17s for the same patient ID Re-attending between 3 & 9 months - Children	799	1,192	67.0%	58.7%	58.6%	57.4%
% of FP17s for the same patient ID Re-attending between 3 & 9 months - Adults	1,706	3,128	54.5%	50.0%	51.6%	50.5%
% of FP17s for Band 1 Urgent Courses	219	3,607	6.1%	9.7%	8.0%	9.1%
% of FP17s Relating to Free Repair or Replacements	18	3,607	0.5%	0.9%	0.8%	0.8%
% of FP17s Relating to Continuations	30	3,607	0.8%	1.3%	1.3%	1.3%
% of Patients satisfied with the dentistry they have received	3	4	N/A	91.2%	93.1%	93.2%
% of Patients satisfied with the time they had to wait for an appointment	4	4	N/A	85.6%	89.1%	89.0%

* This is based on patients treated on this contract for their most recent course of treatment. Figures in italics indicate the base number of FP17s or Patient Questionnaire responses are less than 100. N/A is shown where the base number of responses is less than 10 during the period. % is calculated as Quantity/Base number*100

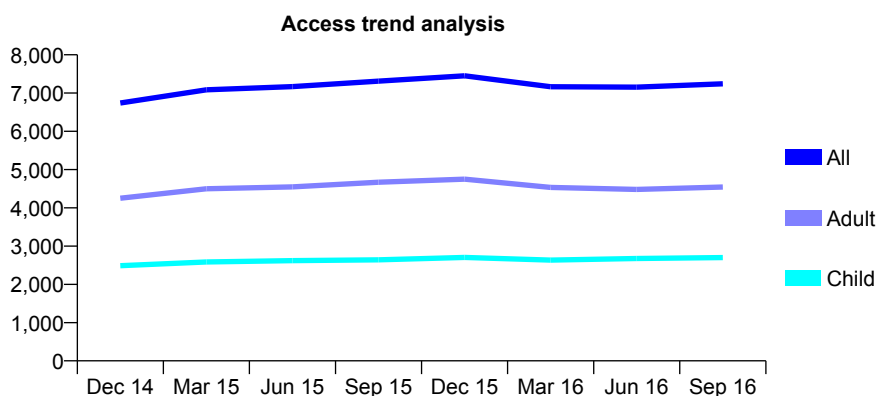
Q56 - Vital Signs At a Glance Contract Report for 109487/0001 - September 2016

Name or company name	Cambourne Dental Practice
Contract type name	GDS Contract
Purpose of contract	General
Contract start date	08/04/2011
Contract end date	

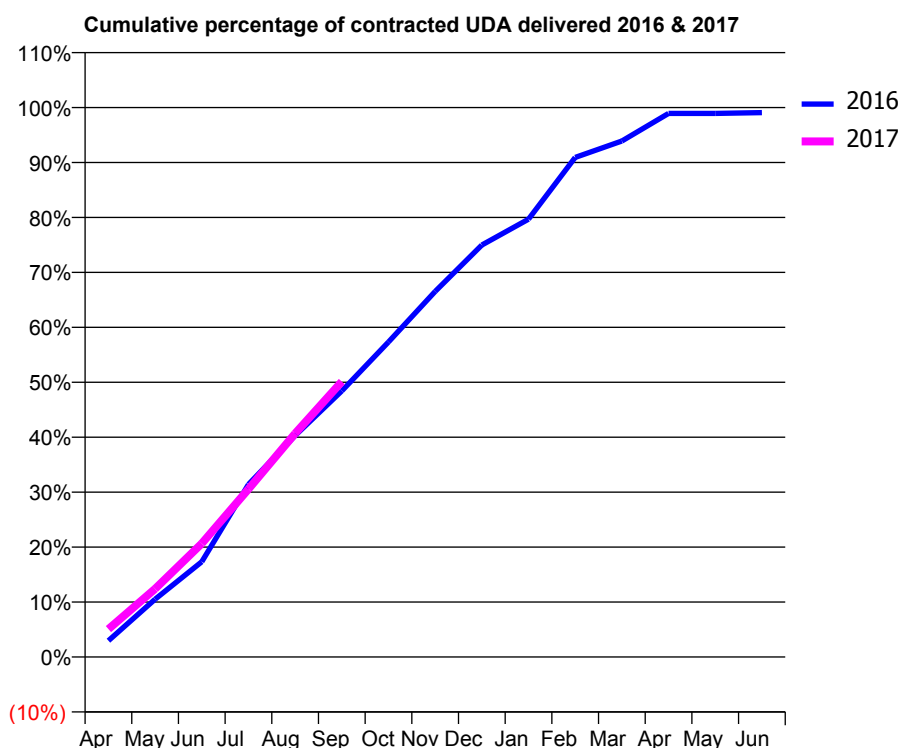
16/17 Contracted general activity (UDA)	17,913
Carry forward general activity (UDA)	165
16/17 Contracted orthodontic activity (UOA)	0
Carry forward orthodontic activity (UOA)	0
Baseline contract value	£524,552.55

ACCESS*

Patients seen in 24 months	Total	Change since previous quarter
Quarter ending September 2015	7,312	
Quarter ending December 2015	7,451	→
Quarter ending March 2016	7,164	↓
Quarter ending June 2016	7,154	→
Quarter ending September 2016	7,243	→
Variance since September 2015	(0.9%)	→



ACTIVITY



Adjusted Scheduled Activity (UDA)		
Month	2016	2017
April	533	911
May	1,886	2,224
June	3,108	3,700
July	5,629	5,476
August	7,220	7,287
September	8,675	8,977
October	10,268	
November	11,915	
December	13,430	
January	14,275	
February	16,285	
March	16,822	
April	17,722	
May	17,719	
June	17,748	

QUALITY

	Quantity	Base Number	Contract	AT	Region	England
% of FP17s for the same patient ID Re-attending within 3 months - Children	119	2,331	5.1%	11.3%	12.0%	12.4%
% of FP17s for the same patient ID Re-attending within 3 months - Adults	336	3,368	10.0%	15.2%	15.9%	16.7%
% of FP17s for the same patient ID Re-attending between 3 & 9 months - Children	1,437	2,331	61.6%	58.7%	58.6%	57.4%
% of FP17s for the same patient ID Re-attending between 3 & 9 months - Adults	1,948	3,368	57.8%	50.0%	51.6%	50.5%
% of FP17s for Band 1 Urgent Courses	300	5,209	5.8%	9.7%	8.0%	9.1%
% of FP17s Relating to Free Repair or Replacements	29	5,209	0.6%	0.9%	0.8%	0.8%
% of FP17s Relating to Continuations	62	5,209	1.2%	1.3%	1.3%	1.3%
% of Patients satisfied with the dentistry they have received	7	7	N/A	91.2%	93.1%	93.2%
% of Patients satisfied with the time they had to wait for an appointment	5	7	N/A	85.6%	89.1%	89.0%

* This is based on patients treated on this contract for their most recent course of treatment. Figures in italics indicate the base number of FP17s or Patient Questionnaire responses are less than 100. N/A is shown where the base number of responses is less than 10 during the period. % is calculated as Quantity/Base number*100

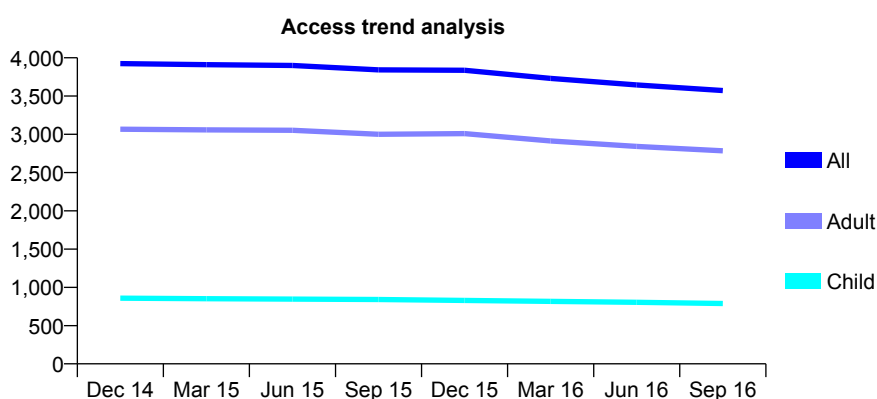
Q56 - Vital Signs At a Glance Contract Report for 110655/0001 - September 2016

Name or company name	The Toothplace Dental Surgery
Contract type name	GDS Contract
Purpose of contract	General
Contract start date	01/09/2010
Contract end date	

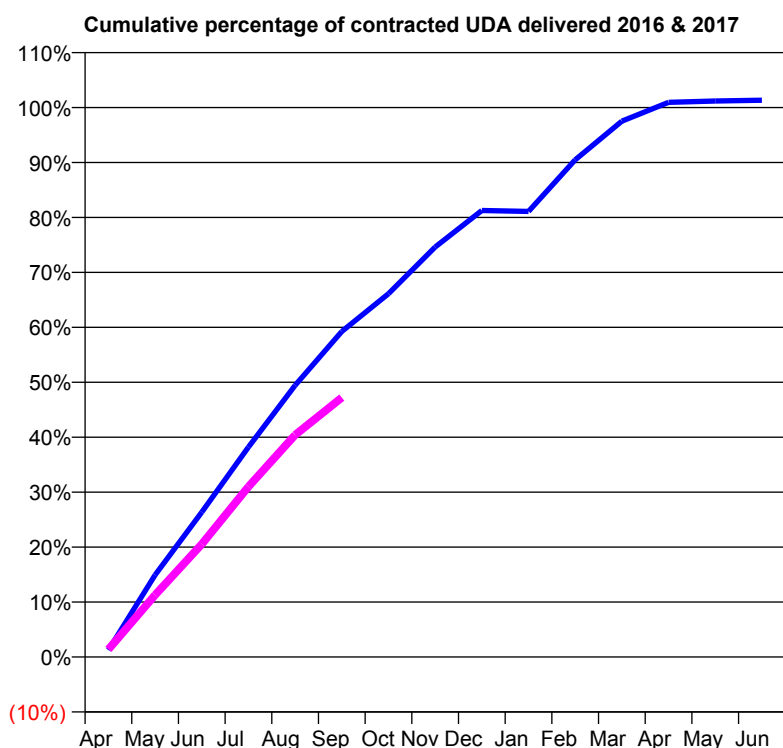
16/17 Contracted general activity (UDA)	13,533
Carry forward general activity (UDA)	-179
16/17 Contracted orthodontic activity (UOA)	0
Carry forward orthodontic activity (UOA)	0
Baseline contract value	£338,261.77

ACCESS*

Patients seen in 24 months	Total	Change since previous quarter
Quarter ending September 2015	3,842	
Quarter ending December 2015	3,837	→
Quarter ending March 2016	3,731	↓
Quarter ending June 2016	3,645	↓
Quarter ending September 2016	3,572	↓
Variance since September 2015	(7.0%)	↓



ACTIVITY



Adjusted Scheduled Activity (UDA)		
Month	2016	2017
April	171	188
May	2,022	1,528
June	3,569	2,781
July	5,172	4,197
August	6,693	5,470
September	8,018	6,388
October	8,948	
November	10,096	
December	10,997	
January	10,974	
February	12,244	
March	13,197	
April	13,659	
May	13,693	
June	13,712	

QUALITY

	Quantity	Base Number	Contract	AT	Region	England
% of FP17s for the same patient ID Re-attending within 3 months - Children	37	599	6.2%	11.3%	12.0%	12.4%
% of FP17s for the same patient ID Re-attending within 3 months - Adults	172	1,945	8.8%	15.2%	15.9%	16.7%
% of FP17s for the same patient ID Re-attending between 3 & 9 months - Children	371	599	61.9%	58.7%	58.6%	57.4%
% of FP17s for the same patient ID Re-attending between 3 & 9 months - Adults	1,218	1,945	62.6%	50.0%	51.6%	50.5%
% of FP17s for Band 1 Urgent Courses	75	2,227	3.4%	9.7%	8.0%	9.1%
% of FP17s Relating to Free Repair or Replacements	17	2,227	0.8%	0.9%	0.8%	0.8%
% of FP17s Relating to Continuations	29	2,227	1.3%	1.3%	1.3%	1.3%
% of Patients satisfied with the dentistry they have received	1	1	N/A	91.2%	93.1%	93.2%
% of Patients satisfied with the time they had to wait for an appointment	1	1	N/A	85.6%	89.1%	89.0%

* This is based on patients treated on this contract for their most recent course of treatment. Figures in italics indicate the base number of FP17s or Patient Questionnaire responses are less than 100. N/A is shown where the base number of responses is less than 10 during the period. % is calculated as Quantity/Base number*100

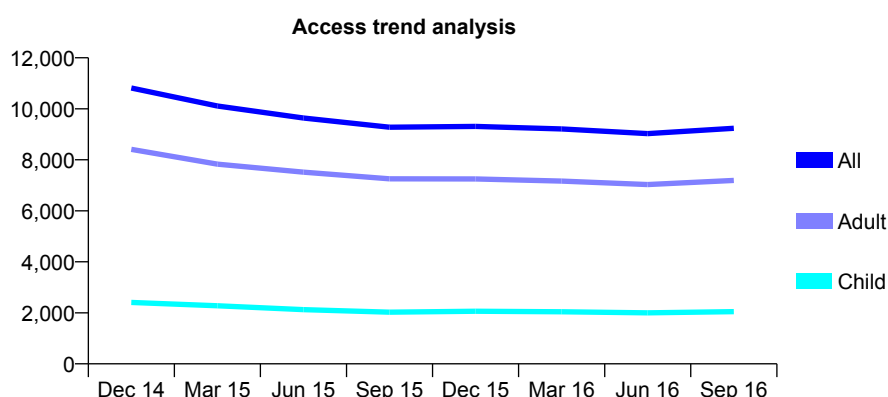
Q56 - Vital Signs At a Glance Contract Report for 110817/0001 - September 2016

Name or company name	95 Lincoln Road
Contract type name	GDS Contract
Purpose of contract	General
Contract start date	01/04/2009
Contract end date	

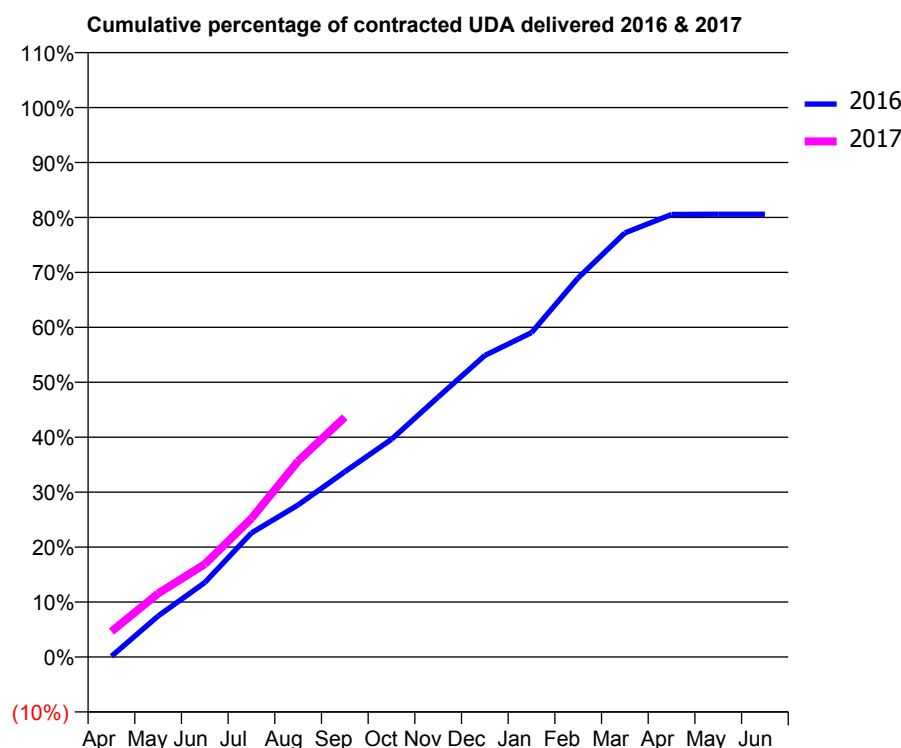
16/17 Contracted general activity (UDA)	26,775
Carry forward general activity (UDA)	0
16/17 Contracted orthodontic activity (UOA)	0
Carry forward orthodontic activity (UOA)	0
Baseline contract value	£613,061.72

ACCESS*

Patients seen in 24 months	Total	Change since previous quarter
Quarter ending September 2015	9,281	
Quarter ending December 2015	9,311	→
Quarter ending March 2016	9,209	↓
Quarter ending June 2016	9,028	↓
Quarter ending September 2016	9,235	↑
Variance since September 2015	(0.5%)	→



ACTIVITY



Adjusted Scheduled Activity (UDA)		
Month	2016	2017
April	36	1,244
May	1,999	3,094
June	3,631	4,527
July	6,048	6,755
August	7,411	9,545
September	9,030	11,684
October	10,609	
November	12,667	
December	14,691	
January	15,807	
February	18,474	
March	20,663	
April	21,562	
May	21,576	
June	21,576	

QUALITY

	Quantity	Base Number	Contract	AT	Region	England
% of FP17s for the same patient ID Re-attending within 3 months - Children	79	1,540	5.1%	11.3%	12.0%	12.4%
% of FP17s for the same patient ID Re-attending within 3 months - Adults	535	5,102	10.5%	15.2%	15.9%	16.7%
% of FP17s for the same patient ID Re-attending between 3 & 9 months - Children	729	1,540	47.3%	58.7%	58.6%	57.4%
% of FP17s for the same patient ID Re-attending between 3 & 9 months - Adults	2,583	5,102	50.6%	50.0%	51.6%	50.5%
% of FP17s for Band 1 Urgent Courses	381	6,211	6.1%	9.7%	8.0%	9.1%
% of FP17s Relating to Free Repair or Replacements	36	6,211	0.6%	0.9%	0.8%	0.8%
% of FP17s Relating to Continuations	74	6,211	1.2%	1.3%	1.3%	1.3%
% of Patients satisfied with the dentistry they have received	7	8	N/A	91.2%	93.1%	93.2%
% of Patients satisfied with the time they had to wait for an appointment	4	8	N/A	85.6%	89.1%	89.0%

* This is based on patients treated on this contract for their most recent course of treatment. Figures in italics indicate the base number of FP17s or Patient Questionnaire responses are less than 100. N/A is shown where the base number of responses is less than 10 during the period. % is calculated as Quantity/Base number*100

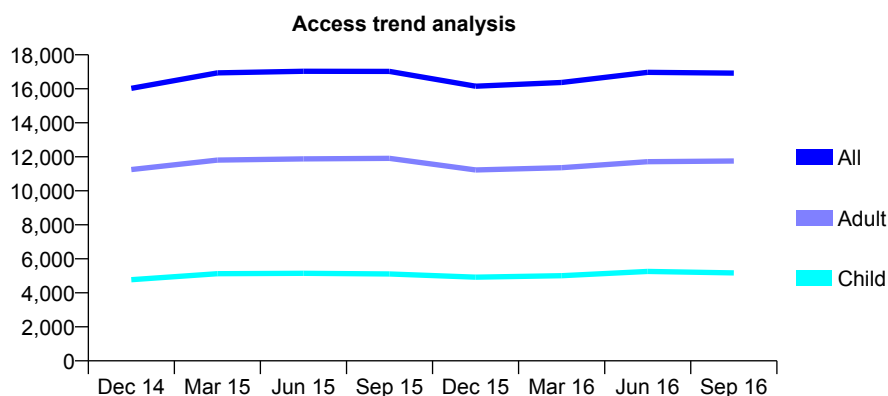
Q56 - Vital Signs At a Glance Contract Report for 110817/0002 - September 2016

Name or company name	95 Lincoln Road
Contract type name	GDS Contract
Purpose of contract	General
Contract start date	01/04/2009
Contract end date	

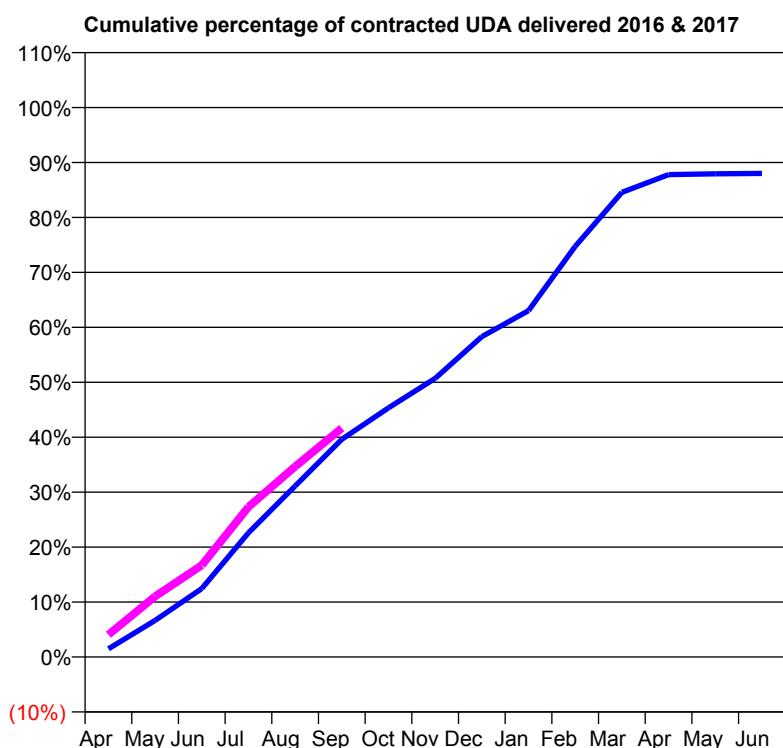
16/17 Contracted general activity (UDA)	49,225
Carry forward general activity (UDA)	0
16/17 Contracted orthodontic activity (UOA)	0
Carry forward orthodontic activity (UOA)	0
Baseline contract value	£1,287,994.46

ACCESS*

Patients seen in 24 months	Total	Change since previous quarter
Quarter ending September 2015	17,020	
Quarter ending December 2015	16,152	↓
Quarter ending March 2016	16,373	→
Quarter ending June 2016	16,966	↑
Quarter ending September 2016	16,925	→
Variance since September 2015	(0.6%)	→



ACTIVITY



Adjusted Scheduled Activity (UDA)		
Month	2016	2017
April	739	1,998
May	3,279	5,431
June	6,131	8,226
July	11,131	13,441
August	15,325	17,063
September	19,501	20,506
October	22,315	
November	24,964	
December	28,697	
January	31,030	
February	36,789	
March	41,626	
April	43,211	
May	43,278	
June	43,318	

QUALITY

	Quantity	Base Number	Contract	AT	Region	England
% of FP17s for the same patient ID Re-attending within 3 months - Children	209	2,919	7.2%	11.3%	12.0%	12.4%
% of FP17s for the same patient ID Re-attending within 3 months - Adults	946	6,714	14.1%	15.2%	15.9%	16.7%
% of FP17s for the same patient ID Re-attending between 3 & 9 months - Children	879	2,919	30.1%	58.7%	58.6%	57.4%
% of FP17s for the same patient ID Re-attending between 3 & 9 months - Adults	2,235	6,714	33.3%	50.0%	51.6%	50.5%
% of FP17s for Band 1 Urgent Courses	636	8,579	7.4%	9.7%	8.0%	9.1%
% of FP17s Relating to Free Repair or Replacements	31	8,579	0.4%	0.9%	0.8%	0.8%
% of FP17s Relating to Continuations	128	8,579	1.5%	1.3%	1.3%	1.3%
% of Patients satisfied with the dentistry they have received	10	11	90.9%	91.2%	93.1%	93.2%
% of Patients satisfied with the time they had to wait for an appointment	6	11	54.5%	85.6%	89.1%	89.0%

* This is based on patients treated on this contract for their most recent course of treatment. Figures in italics indicate the base number of FP17s or Patient Questionnaire responses are less than 100. N/A is shown where the base number of responses is less than 10 during the period. % is calculated as Quantity/Base number*100

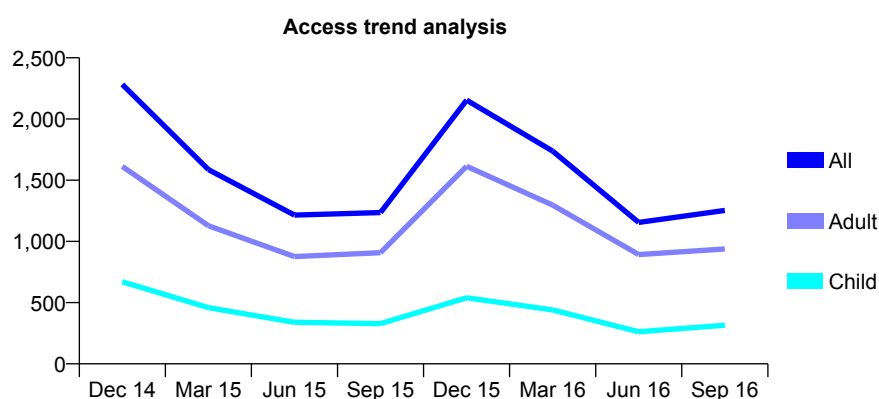
Q56 - Vital Signs At a Glance Contract Report for 110817/0003 - September 2016

Name or company name	95 Lincoln Road
Contract type name	GDS Contract
Purpose of contract	General
Contract start date	01/04/2009
Contract end date	

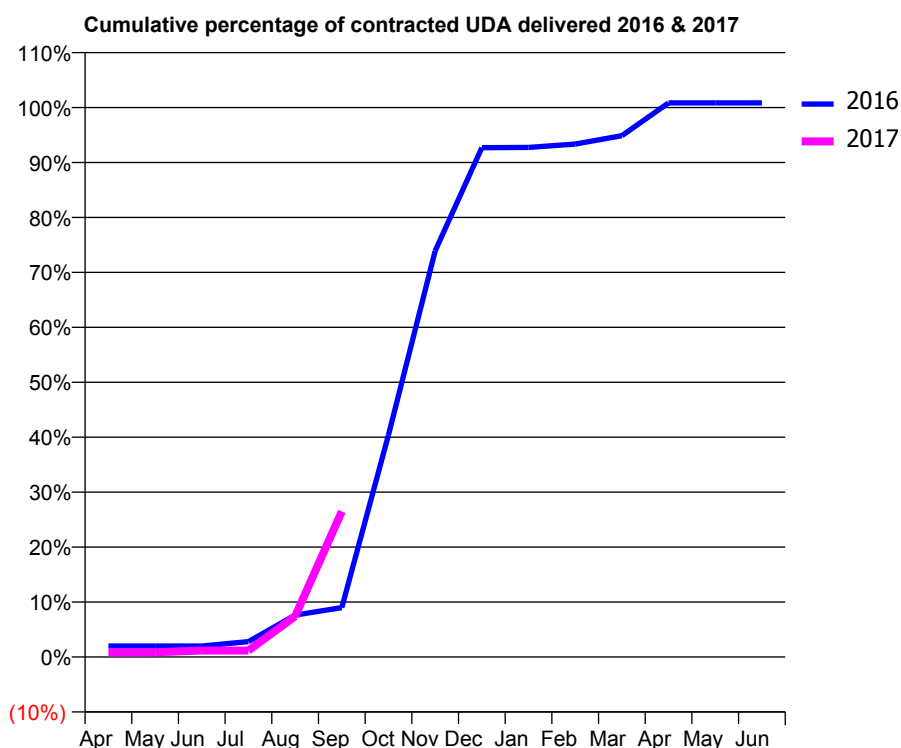
16/17 Contracted general activity (UDA)	3,813
Carry forward general activity (UDA)	-32
16/17 Contracted orthodontic activity (UOA)	0
Carry forward orthodontic activity (UOA)	0
Baseline contract value	£94,950.52

ACCESS*

Patients seen in 24 months	Total	Change since previous quarter
Quarter ending September 2015	1,236	
Quarter ending December 2015	2,154	↑
Quarter ending March 2016	1,738	↓
Quarter ending June 2016	1,155	↓
Quarter ending September 2016	1,253	↑
Variance since September 2015	1.4%	→



ACTIVITY



Adjusted Scheduled Activity (UDA)		
Month	2016	2017
April	76	32
May	76	33
June	76	45
July	107	45
August	291	283
September	343	1,010
October	1,541	
November	2,818	
December	3,534	
January	3,536	
February	3,560	
March	3,617	
April	3,845	
May	3,845	
June	3,845	

QUALITY

	Quantity	Base Number	Contract	AT	Region	England
% of FP17s for the same patient ID Re-attending within 3 months - Children	1	170	0.6%	11.3%	12.0%	12.4%
% of FP17s for the same patient ID Re-attending within 3 months - Adults	8	447	1.8%	15.2%	15.9%	16.7%
% of FP17s for the same patient ID Re-attending between 3 & 9 months - Children	7	170	4.1%	58.7%	58.6%	57.4%
% of FP17s for the same patient ID Re-attending between 3 & 9 months - Adults	37	447	8.3%	50.0%	51.6%	50.5%
% of FP17s for Band 1 Urgent Courses	28	528	5.3%	9.7%	8.0%	9.1%
% of FP17s Relating to Free Repair or Replacements	2	528	0.4%	0.9%	0.8%	0.8%
% of FP17s Relating to Continuations	10	528	1.9%	1.3%	1.3%	1.3%
% of Patients satisfied with the dentistry they have received	2	2	N/A	91.2%	93.1%	93.2%
% of Patients satisfied with the time they had to wait for an appointment	2	2	N/A	85.6%	89.1%	89.0%

* This is based on patients treated on this contract for their most recent course of treatment. Figures in italics indicate the base number of FP17s or Patient Questionnaire responses are less than 100. N/A is shown where the base number of responses is less than 10 during the period. % is calculated as Quantity/Base number*100

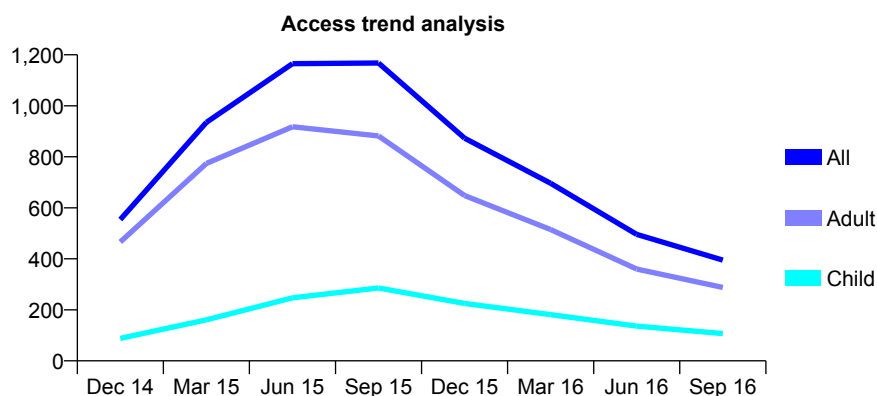
Q56 - Vital Signs At a Glance Contract Report for 110817/0004 - September 2016

Name or company name	95 Lincoln Road
Contract type name	GDS Contract
Purpose of contract	General
Contract start date	01/04/2009
Contract end date	

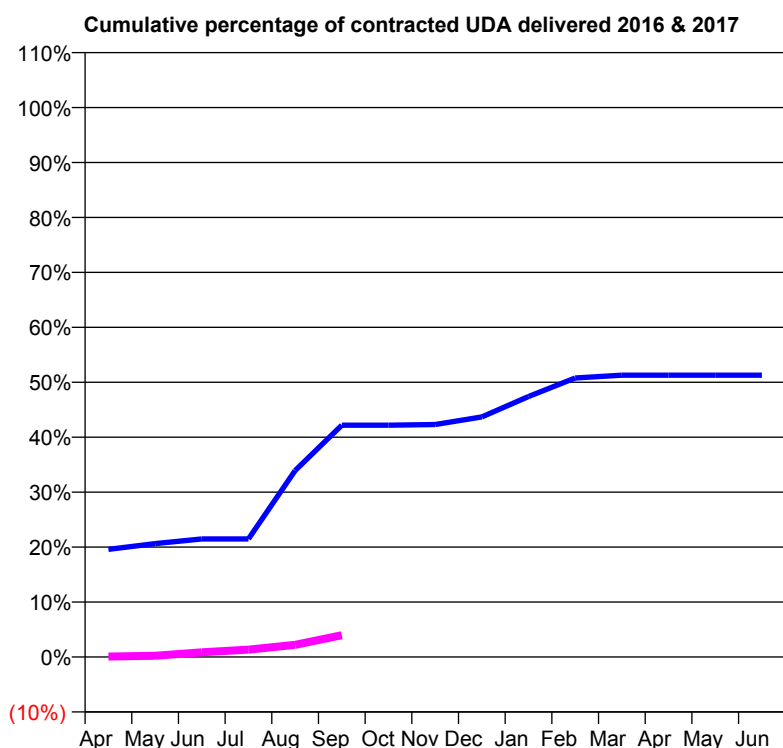
16/17 Contracted general activity (UDA)	3,321
Carry forward general activity (UDA)	0
16/17 Contracted orthodontic activity (UOA)	0
Carry forward orthodontic activity (UOA)	0
Baseline contract value	£82,698.84

ACCESS*

Patients seen in 24 months	Total	Change since previous quarter
Quarter ending September 2015	1,168	
Quarter ending December 2015	873	↓
Quarter ending March 2016	696	↓
Quarter ending June 2016	496	↓
Quarter ending September 2016	395	↓
Variance since September 2015	(66.2%)	↓



ACTIVITY



Adjusted Scheduled Activity (UDA)		
Month	2016	2017
April	651	3
May	686	8
June	714	29
July	714	45
August	1,127	74
September	1,401	132
October	1,401	
November	1,405	
December	1,451	
January	1,574	
February	1,687	
March	1,704	
April	1,704	
May	1,704	
June	1,704	

QUALITY

	Quantity	Base Number	Contract	AT	Region	England
% of FP17s for the same patient ID Re-attending within 3 months - Children	0	34	0.0%	11.3%	12.0%	12.4%
% of FP17s for the same patient ID Re-attending within 3 months - Adults	1	37	2.7%	15.2%	15.9%	16.7%
% of FP17s for the same patient ID Re-attending between 3 & 9 months - Children	11	34	32.4%	58.7%	58.6%	57.4%
% of FP17s for the same patient ID Re-attending between 3 & 9 months - Adults	3	37	8.1%	50.0%	51.6%	50.5%
% of FP17s for Band 1 Urgent Courses	0	71	0.0%	9.7%	8.0%	9.1%
% of FP17s Relating to Free Repair or Replacements	0	71	0.0%	0.9%	0.8%	0.8%
% of FP17s Relating to Continuations	0	71	0.0%	1.3%	1.3%	1.3%
% of Patients satisfied with the dentistry they have received	0	0	N/A	91.2%	93.1%	93.2%
% of Patients satisfied with the time they had to wait for an appointment	0	0	N/A	85.6%	89.1%	89.0%

* This is based on patients treated on this contract for their most recent course of treatment. Figures in italics indicate the base number of FP17s or Patient Questionnaire responses are less than 100. N/A is shown where the base number of responses is less than 10 during the period. % is calculated as Quantity/Base number*100

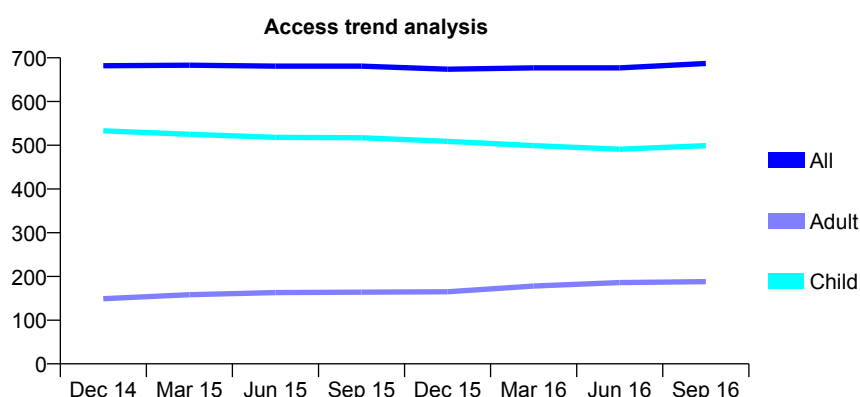
Q56 - Vital Signs At a Glance Contract Report for 112720/0001 - September 2016

Name or company name	Golden Triangle LLP
Contract type name	GDS Contract
Purpose of contract	General
Contract start date	01/04/2008
Contract end date	

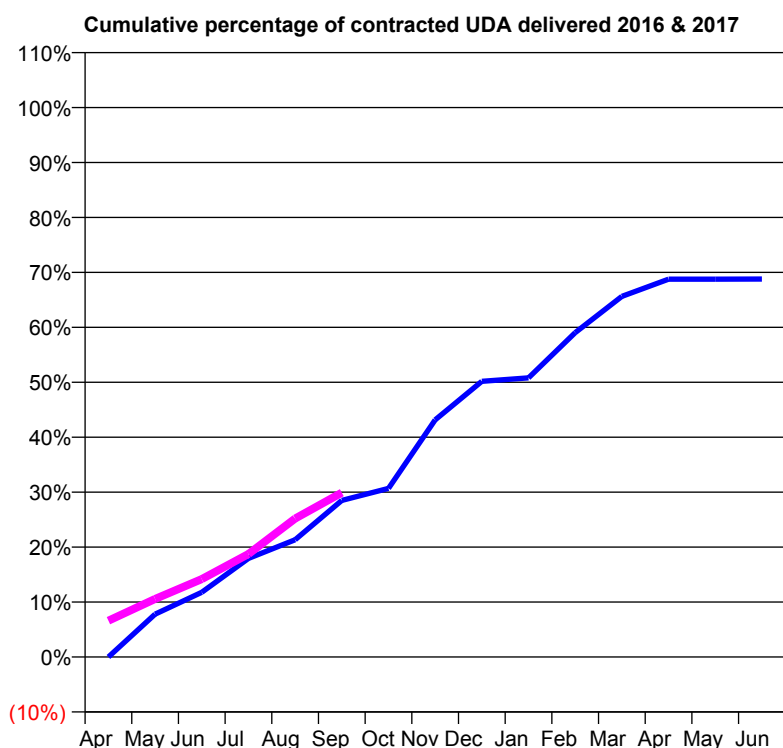
16/17 Contracted general activity (UDA)	2,879
Carry forward general activity (UDA)	0
16/17 Contracted orthodontic activity (UOA)	0
Carry forward orthodontic activity (UOA)	0
Baseline contract value	£79,896.08

ACCESS*

Patients seen in 24 months	Total	Change since previous quarter
Quarter ending September 2015	681	
Quarter ending December 2015	674	↓
Quarter ending March 2016	677	→
Quarter ending June 2016	677	→
Quarter ending September 2016	687	→
Variance since September 2015	0.9%	→



ACTIVITY



Adjusted Scheduled Activity (UDA)		
Month	2016	2017
April	0	190
May	225	304
June	339	409
July	516	540
August	614	725
September	821	861
October	883	
November	1,243	
December	1,445	
January	1,463	
February	1,699	
March	1,890	
April	1,979	
May	1,979	
June	1,980	

QUALITY

	Quantity	Base Number	Contract	AT	Region	England
% of FP17s for the same patient ID Re-attending within 3 months - Children	47	419	11.2%	11.3%	12.0%	12.4%
% of FP17s for the same patient ID Re-attending within 3 months - Adults	6	78	7.7%	15.2%	15.9%	16.7%
% of FP17s for the same patient ID Re-attending between 3 & 9 months - Children	277	419	66.1%	58.7%	58.6%	57.4%
% of FP17s for the same patient ID Re-attending between 3 & 9 months - Adults	35	78	44.9%	50.0%	51.6%	50.5%
% of FP17s for Band 1 Urgent Courses	51	457	11.2%	9.7%	8.0%	9.1%
% of FP17s Relating to Free Repair or Replacements	0	457	0.0%	0.9%	0.8%	0.8%
% of FP17s Relating to Continuations	1	457	0.2%	1.3%	1.3%	1.3%
% of Patients satisfied with the dentistry they have received	0	0	N/A	91.2%	93.1%	93.2%
% of Patients satisfied with the time they had to wait for an appointment	0	0	N/A	85.6%	89.1%	89.0%

* This is based on patients treated on this contract for their most recent course of treatment. Figures in italics indicate the base number of FP17s or Patient Questionnaire responses are less than 100. N/A is shown where the base number of responses is less than 10 during the period. % is calculated as Quantity/Base number*100

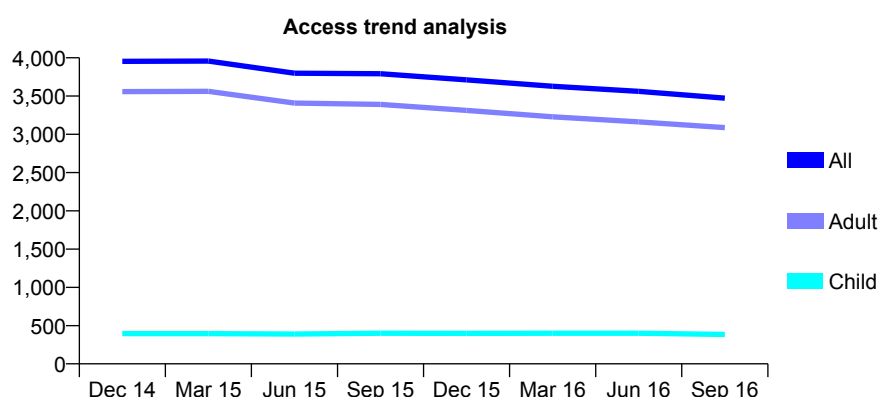
Q56 - Vital Signs At a Glance Contract Report for 117455/0001 - September 2016

Name or company name	UEA Dentists
Contract type name	GDS Contract
Purpose of contract	General
Contract start date	01/03/2012
Contract end date	

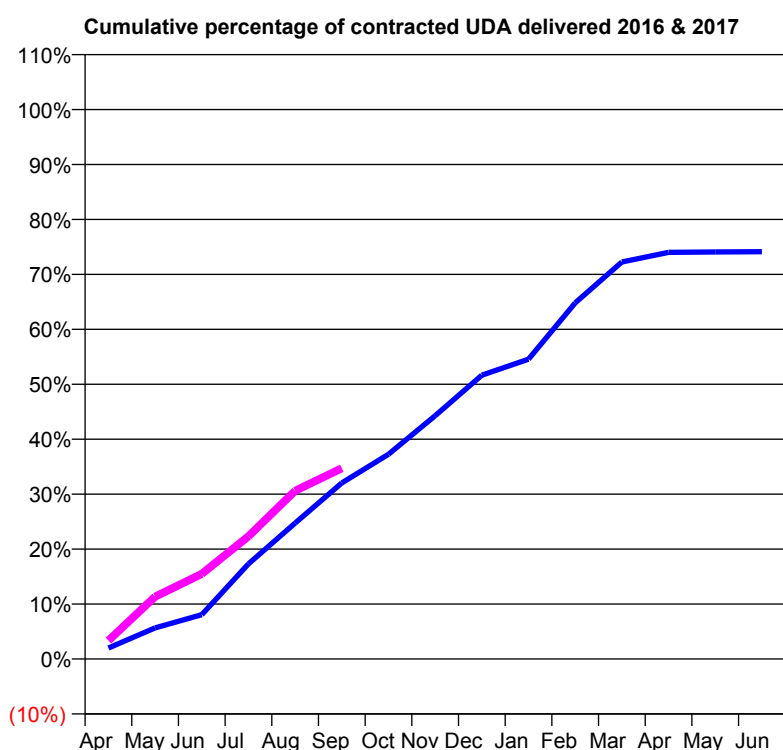
16/17 Contracted general activity (UDA)	8,680
Carry forward general activity (UDA)	0
16/17 Contracted orthodontic activity (UOA)	0
Carry forward orthodontic activity (UOA)	0
Baseline contract value	£255,042.39

ACCESS*

Patients seen in 24 months	Total	Change since previous quarter
Quarter ending September 2015	3,791	
Quarter ending December 2015	3,711	↓
Quarter ending March 2016	3,628	↓
Quarter ending June 2016	3,562	↓
Quarter ending September 2016	3,472	↓
Variance since September 2015	(8.4%)	↓



ACTIVITY



Adjusted Scheduled Activity (UDA)		
Month	2016	2017
April	174	292
May	492	984
June	701	1,345
July	1,503	1,940
August	2,147	2,658
September	2,782	3,013
October	3,234	
November	3,842	
December	4,482	
January	4,736	
February	5,626	
March	6,272	
April	6,424	
May	6,431	
June	6,434	

QUALITY

	Quantity	Base Number	Contract	AT	Region	England
% of FP17s for the same patient ID Re-attending within 3 months - Children	11	281	3.9%	11.3%	12.0%	12.4%
% of FP17s for the same patient ID Re-attending within 3 months - Adults	213	1,579	13.5%	15.2%	15.9%	16.7%
% of FP17s for the same patient ID Re-attending between 3 & 9 months - Children	130	281	46.3%	58.7%	58.6%	57.4%
% of FP17s for the same patient ID Re-attending between 3 & 9 months - Adults	540	1,579	34.2%	50.0%	51.6%	50.5%
% of FP17s for Band 1 Urgent Courses	318	1,768	18.0%	9.7%	8.0%	9.1%
% of FP17s Relating to Free Repair or Replacements	2	1,768	0.1%	0.9%	0.8%	0.8%
% of FP17s Relating to Continuations	9	1,768	0.5%	1.3%	1.3%	1.3%
% of Patients satisfied with the dentistry they have received	3	3	N/A	91.2%	93.1%	93.2%
% of Patients satisfied with the time they had to wait for an appointment	2	3	N/A	85.6%	89.1%	89.0%

* This is based on patients treated on this contract for their most recent course of treatment. Figures in italics indicate the base number of FP17s or Patient Questionnaire responses are less than 100. N/A is shown where the base number of responses is less than 10 during the period. % is calculated as Quantity/Base number*100

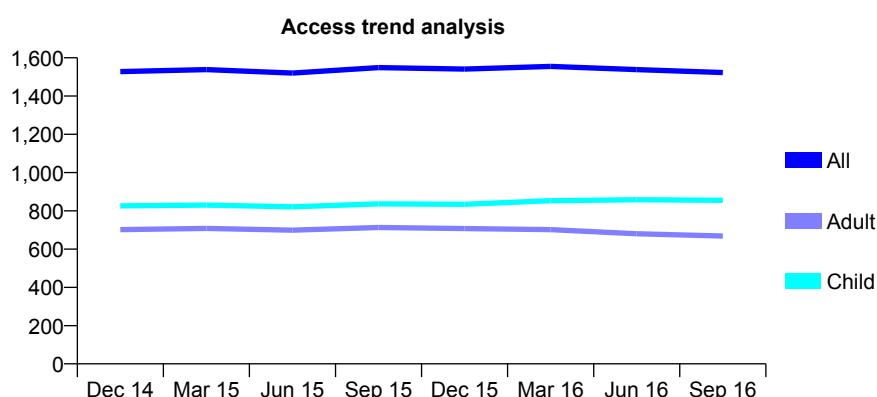
Q56 - Vital Signs At a Glance Contract Report for 117501/0001 - September 2016

Name or company name	The High Street Dental Practice
Contract type name	GDS Contract
Purpose of contract	General
Contract start date	01/10/2010
Contract end date	

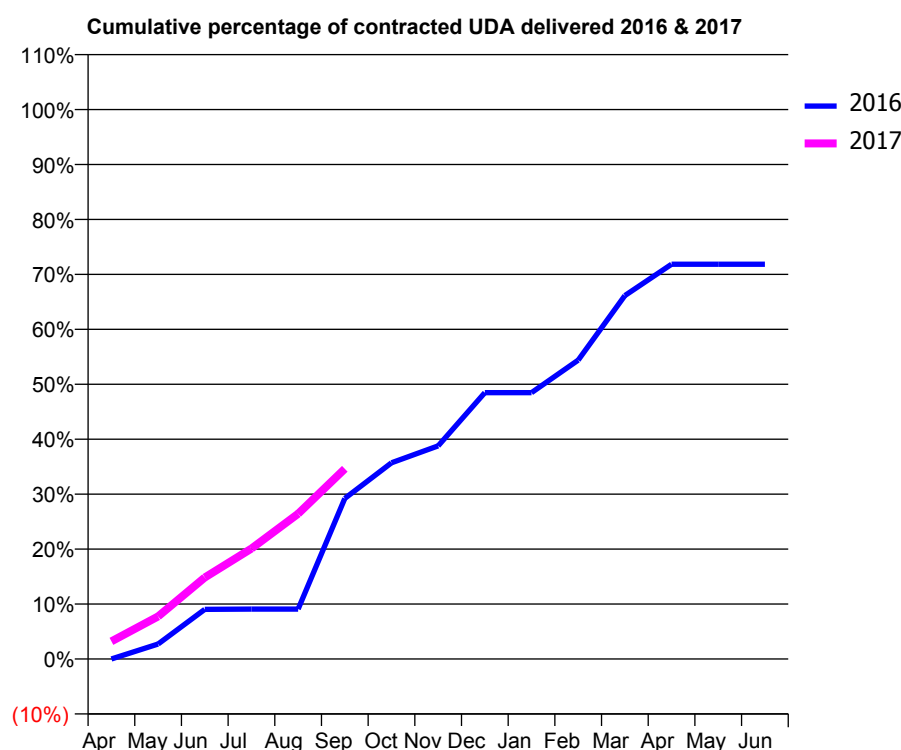
16/17 Contracted general activity (UDA)	4,321
Carry forward general activity (UDA)	0
16/17 Contracted orthodontic activity (UOA)	0
Carry forward orthodontic activity (UOA)	0
Baseline contract value	£94,365.31

ACCESS*

Patients seen in 24 months	Total	Change since previous quarter
Quarter ending September 2015	1,549	
Quarter ending December 2015	1,541	→
Quarter ending March 2016	1,555	→
Quarter ending June 2016	1,538	↓
Quarter ending September 2016	1,523	→
Variance since September 2015	(1.7%)	↓



ACTIVITY



Adjusted Scheduled Activity (UDA)		
Month	2016	2017
April	0	139
May	118	335
June	390	641
July	393	869
August	393	1,143
September	1,263	1,496
October	1,543	
November	1,676	
December	2,094	
January	2,094	
February	2,350	
March	2,857	
April	3,104	
May	3,104	
June	3,104	

QUALITY

	Quantity	Base Number	Contract	AT	Region	England
% of FP17s for the same patient ID Re-attending within 3 months - Children	49	767	6.4%	11.3%	12.0%	12.4%
% of FP17s for the same patient ID Re-attending within 3 months - Adults	40	367	10.9%	15.2%	15.9%	16.7%
% of FP17s for the same patient ID Re-attending between 3 & 9 months - Children	501	767	65.3%	58.7%	58.6%	57.4%
% of FP17s for the same patient ID Re-attending between 3 & 9 months - Adults	184	367	50.1%	50.0%	51.6%	50.5%
% of FP17s for Band 1 Urgent Courses	41	967	4.2%	9.7%	8.0%	9.1%
% of FP17s Relating to Free Repair or Replacements	0	967	0.0%	0.9%	0.8%	0.8%
% of FP17s Relating to Continuations	21	967	2.2%	1.3%	1.3%	1.3%
% of Patients satisfied with the dentistry they have received	1	1	N/A	91.2%	93.1%	93.2%
% of Patients satisfied with the time they had to wait for an appointment	1	1	N/A	85.6%	89.1%	89.0%

* This is based on patients treated on this contract for their most recent course of treatment. Figures in italics indicate the base number of FP17s or Patient Questionnaire responses are less than 100. N/A is shown where the base number of responses is less than 10 during the period. % is calculated as Quantity/Base number*100

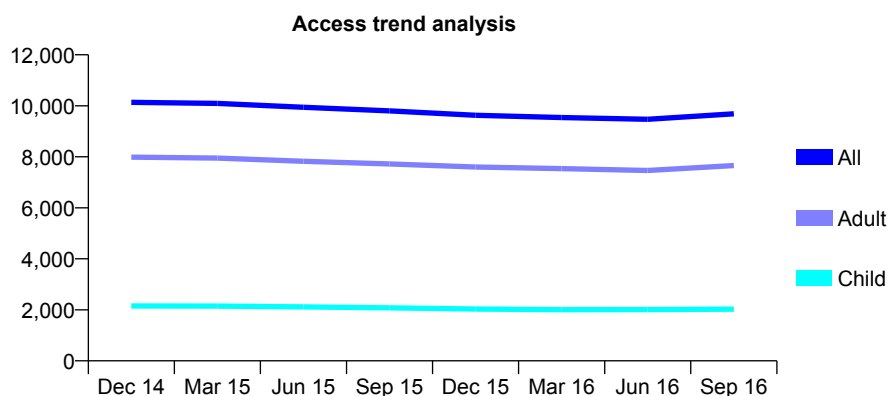
Q56 - Vital Signs At a Glance Contract Report for 117994/0001 - September 2016

Name or company name	Wensleydale Dental Practice
Contract type name	GDS Contract
Purpose of contract	General
Contract start date	01/07/2011
Contract end date	

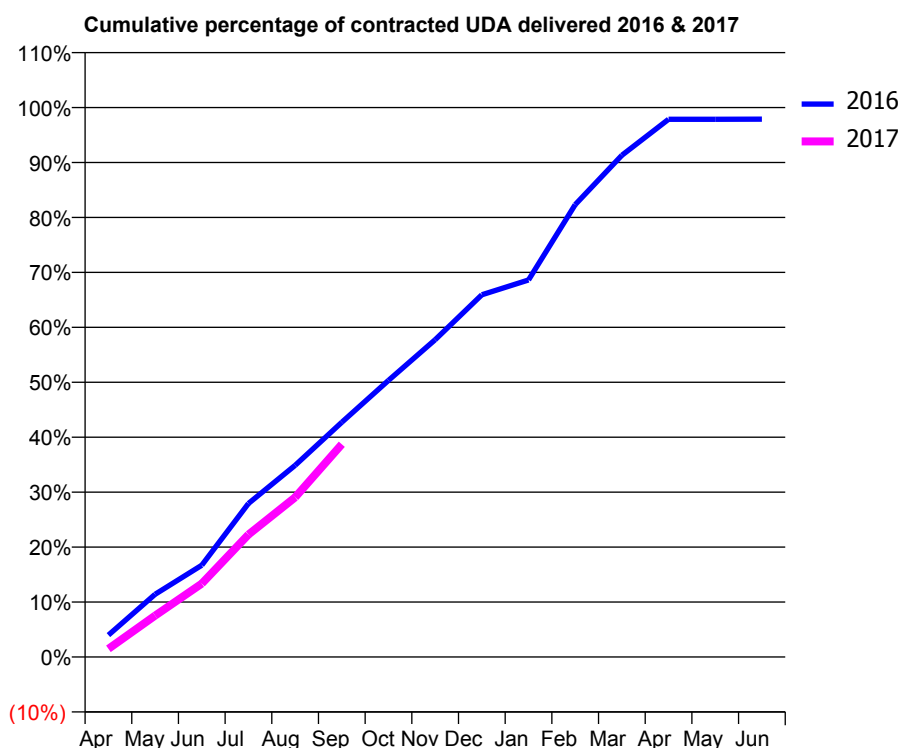
16/17 Contracted general activity (UDA)	35,852
Carry forward general activity (UDA)	762
16/17 Contracted orthodontic activity (UOA)	0
Carry forward orthodontic activity (UOA)	0
Baseline contract value	£901,605.04

ACCESS*

Patients seen in 24 months	Total	Change since previous quarter
Quarter ending September 2015	9,802	
Quarter ending December 2015	9,630	↓
Quarter ending March 2016	9,539	→
Quarter ending June 2016	9,472	→
Quarter ending September 2016	9,685	↑
Variance since September 2015	(1.2%)	↓



ACTIVITY



Adjusted Scheduled Activity (UDA)		
Month	2016	2017
April	1,428	538
May	4,093	2,701
June	5,989	4,788
July	10,014	7,987
August	12,509	10,415
September	15,319	13,877
October	18,052	
November	20,701	
December	23,635	
January	24,597	
February	29,516	
March	32,732	
April	35,084	
May	35,082	
June	35,090	

QUALITY

	Quantity	Base Number	Contract	AT	Region	England
% of FP17s for the same patient ID Re-attending within 3 months - Children	130	1,684	7.7%	11.3%	12.0%	12.4%
% of FP17s for the same patient ID Re-attending within 3 months - Adults	921	6,260	14.7%	15.2%	15.9%	16.7%
% of FP17s for the same patient ID Re-attending between 3 & 9 months - Children	1,039	1,684	61.7%	58.7%	58.6%	57.4%
% of FP17s for the same patient ID Re-attending between 3 & 9 months - Adults	3,871	6,260	61.8%	50.0%	51.6%	50.5%
% of FP17s for Band 1 Urgent Courses	386	7,006	5.5%	9.7%	8.0%	9.1%
% of FP17s Relating to Free Repair or Replacements	86	7,006	1.2%	0.9%	0.8%	0.8%
% of FP17s Relating to Continuations	84	7,006	1.2%	1.3%	1.3%	1.3%
% of Patients satisfied with the dentistry they have received	7	8	N/A	91.2%	93.1%	93.2%
% of Patients satisfied with the time they had to wait for an appointment	7	8	N/A	85.6%	89.1%	89.0%

* This is based on patients treated on this contract for their most recent course of treatment. Figures in italics indicate the base number of FP17s or Patient Questionnaire responses are less than 100. N/A is shown where the base number of responses is less than 10 during the period. % is calculated as Quantity/Base number*100

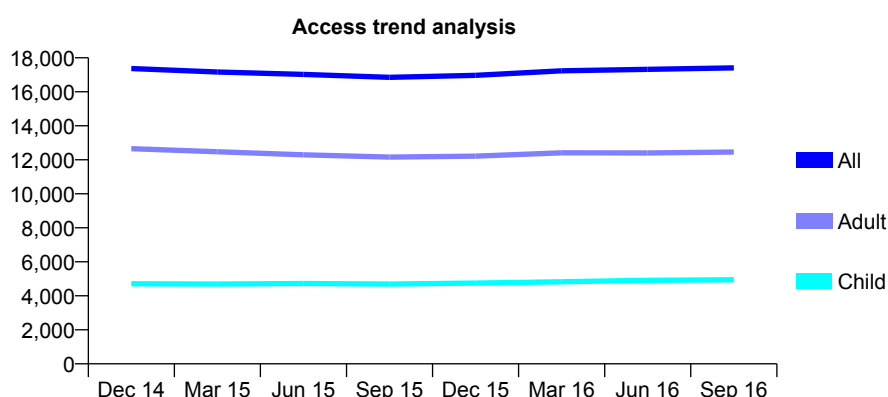
Q56 - Vital Signs At a Glance Contract Report for 118036/0001 - September 2016

Name or company name	DU TOIT & BURGER PARTNERSHIP (IPS)
Contract type name	GDS Contract
Purpose of contract	General and Orthodontic
Contract start date	01/04/2007
Contract end date	

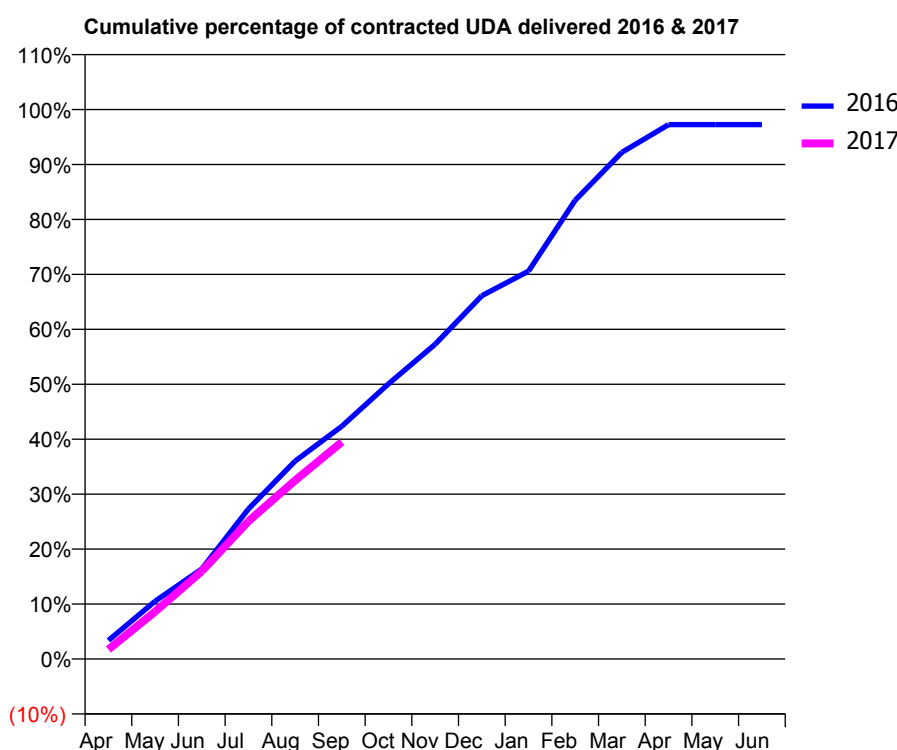
16/17 Contracted general activity (UDA)	42,501
Carry forward general activity (UDA)	1,169
16/17 Contracted orthodontic activity (UOA)	7,184
Carry forward orthodontic activity (UOA)	-120
Baseline contract value	£1,439,198.69

ACCESS*

Patients seen in 24 months	Total	Change since previous quarter
Quarter ending September 2015	16,852	
Quarter ending December 2015	16,968	→
Quarter ending March 2016	17,238	→
Quarter ending June 2016	17,323	→
Quarter ending September 2016	17,405	→
Variance since September 2015	3.3%	↑



ACTIVITY



Adjusted Scheduled Activity (UDA)		
Month	2016	2017
April	1,439	738
May	4,468	3,665
June	6,970	6,787
July	11,607	10,663
August	15,309	13,812
September	17,998	16,785
October	21,282	
November	24,342	
December	28,105	
January	30,002	
February	35,480	
March	39,187	
April	41,330	
May	41,331	
June	41,332	

QUALITY

	Quantity	Base Number	Contract	AT	Region	England
% of FP17s for the same patient ID Re-attending within 3 months - Children	399	4,471	8.9%	11.3%	12.0%	12.4%
% of FP17s for the same patient ID Re-attending within 3 months - Adults	498	6,895	7.2%	15.2%	15.9%	16.7%
% of FP17s for the same patient ID Re-attending between 3 & 9 months - Children	2,566	4,471	57.4%	58.7%	58.6%	57.4%
% of FP17s for the same patient ID Re-attending between 3 & 9 months - Adults	2,651	6,895	38.4%	50.0%	51.6%	50.5%
% of FP17s for Band 1 Urgent Courses	517	9,812	5.3%	9.7%	8.0%	9.1%
% of FP17s Relating to Free Repair or Replacements	31	9,812	0.3%	0.9%	0.8%	0.8%
% of FP17s Relating to Continuations	63	9,812	0.6%	1.3%	1.3%	1.3%
% of Patients satisfied with the dentistry they have received	8	8	N/A	91.2%	93.1%	93.2%
% of Patients satisfied with the time they had to wait for an appointment	4	8	N/A	85.6%	89.1%	89.0%

* This is based on patients treated on this contract for their most recent course of treatment. Figures in italics indicate the base number of FP17s or Patient Questionnaire responses are less than 100. N/A is shown where the base number of responses is less than 10 during the period. % is calculated as Quantity/Base number*100

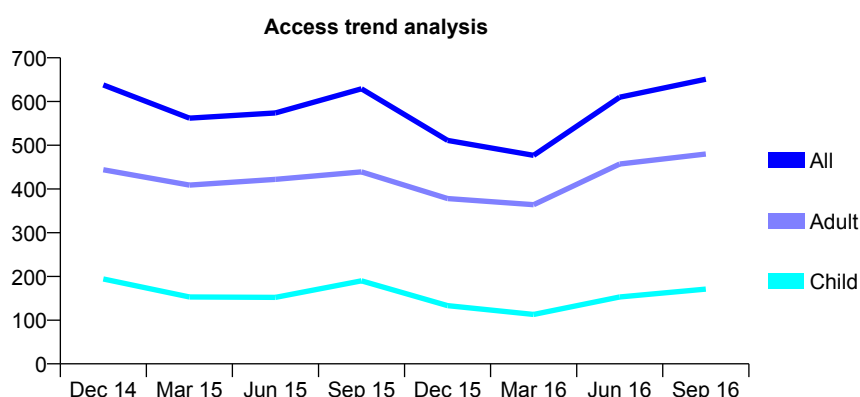
Q56 - Vital Signs At a Glance Contract Report for 119113/0001 - September 2016

Name or company name	Sprinz-Victorova
Contract type name	GDS Contract
Purpose of contract	General
Contract start date	12/10/2009
Contract end date	

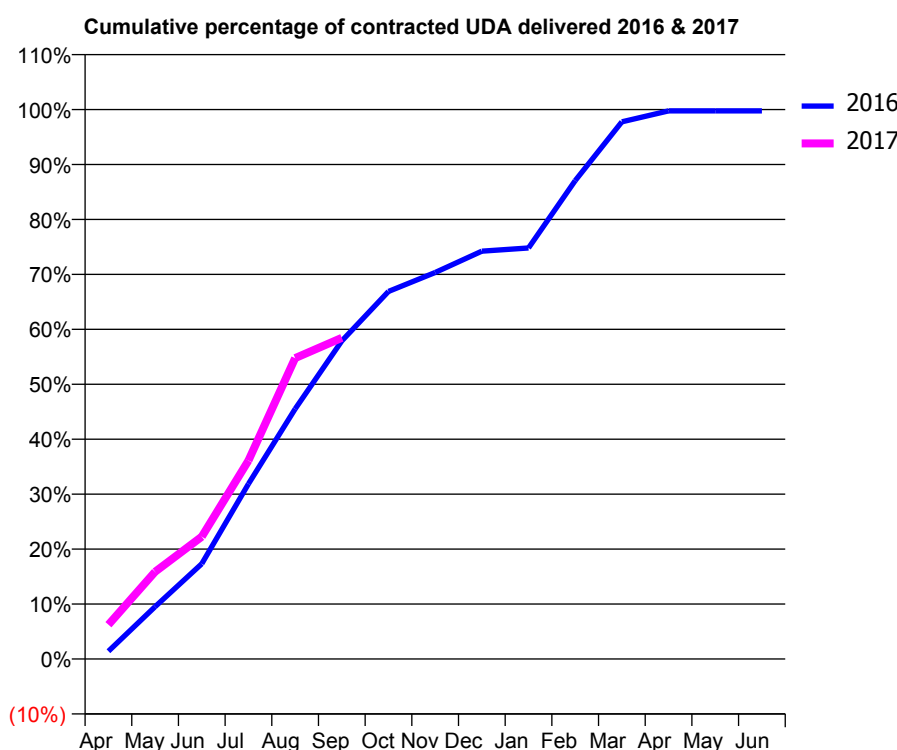
16/17 Contracted general activity (UDA)	1,189
Carry forward general activity (UDA)	3
16/17 Contracted orthodontic activity (UOA)	0
Carry forward orthodontic activity (UOA)	0
Baseline contract value	£29,473.73

ACCESS*

Patients seen in 24 months	Total	Change since previous quarter
Quarter ending September 2015	629	
Quarter ending December 2015	511	↓
Quarter ending March 2016	477	↓
Quarter ending June 2016	610	↑
Quarter ending September 2016	651	↑
Variance since September 2015	3.5%	↑



ACTIVITY



Adjusted Scheduled Activity (UDA)		
Month	2016	2017
April	17	74
May	113	189
June	206	265
July	379	429
August	541	651
September	688	695
October	795	
November	836	
December	882	
January	889	
February	1,035	
March	1,162	
April	1,186	
May	1,186	
June	1,186	

QUALITY

	Quantity	Base Number	Contract	AT	Region	England
% of FP17s for the same patient ID Re-attending within 3 months - Children	5	152	3.3%	11.3%	12.0%	12.4%
% of FP17s for the same patient ID Re-attending within 3 months - Adults	20	387	5.2%	15.2%	15.9%	16.7%
% of FP17s for the same patient ID Re-attending between 3 & 9 months - Children	33	152	21.7%	58.7%	58.6%	57.4%
% of FP17s for the same patient ID Re-attending between 3 & 9 months - Adults	84	387	21.7%	50.0%	51.6%	50.5%
% of FP17s for Band 1 Urgent Courses	45	520	8.7%	9.7%	8.0%	9.1%
% of FP17s Relating to Free Repair or Replacements	0	520	0.0%	0.9%	0.8%	0.8%
% of FP17s Relating to Continuations	5	520	1.0%	1.3%	1.3%	1.3%
% of Patients satisfied with the dentistry they have received	0	0	N/A	91.2%	93.1%	93.2%
% of Patients satisfied with the time they had to wait for an appointment	0	0	N/A	85.6%	89.1%	89.0%

* This is based on patients treated on this contract for their most recent course of treatment. Figures in italics indicate the base number of FP17s or Patient Questionnaire responses are less than 100. N/A is shown where the base number of responses is less than 10 during the period. % is calculated as Quantity/Base number*100

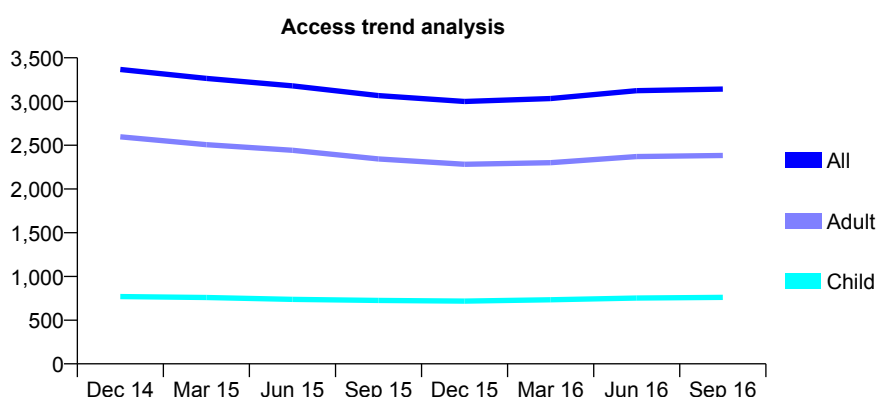
Q56 - Vital Signs At a Glance Contract Report for 119210/0001 - September 2016

Name or company name	Dr K A Fagher & Dr A Surti
Contract type name	GDS Contract
Purpose of contract	General
Contract start date	01/07/2011
Contract end date	

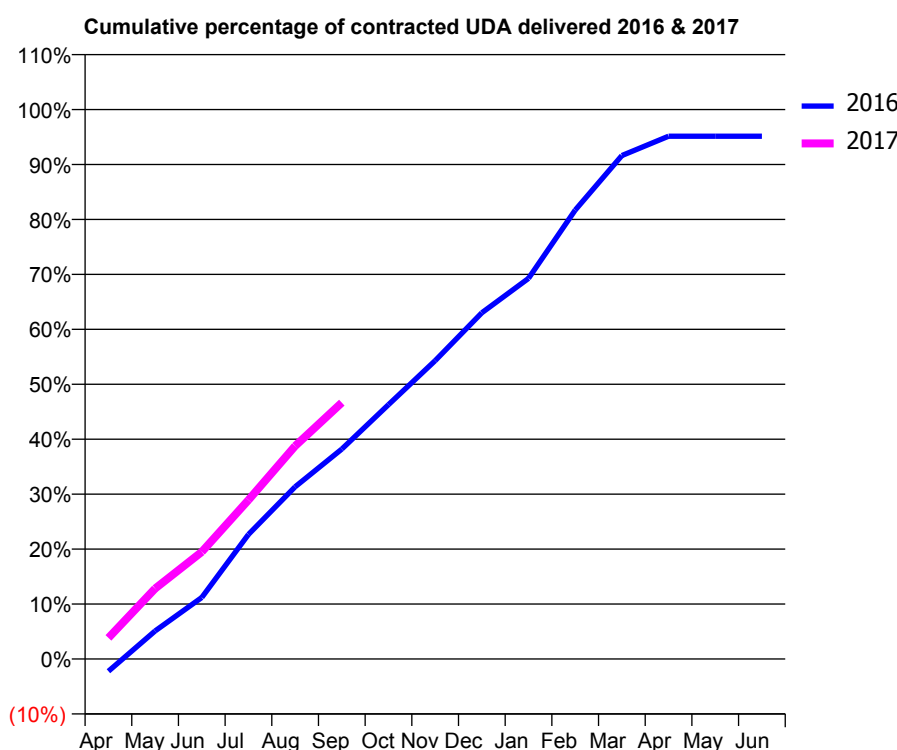
16/17 Contracted general activity (UDA)	8,918
Carry forward general activity (UDA)	0
16/17 Contracted orthodontic activity (UOA)	0
Carry forward orthodontic activity (UOA)	0
Baseline contract value	£206,052.85

ACCESS*

Patients seen in 24 months	Total	Change since previous quarter
Quarter ending September 2015	3,068	
Quarter ending December 2015	3,001	↓
Quarter ending March 2016	3,034	→
Quarter ending June 2016	3,124	↑
Quarter ending September 2016	3,143	→
Variance since September 2015	2.4%	↑



ACTIVITY



Adjusted Scheduled Activity (UDA)		
Month	2016	2017
April	-200	343
May	455	1,144
June	999	1,739
July	2,023	2,581
August	2,796	3,457
September	3,407	4,161
October	4,127	
November	4,843	
December	5,618	
January	6,177	
February	7,285	
March	8,172	
April	8,485	
May	8,484	
June	8,485	

QUALITY

	Quantity	Base Number	Contract	AT	Region	England
% of FP17s for the same patient ID Re-attending within 3 months - Children	36	608	5.9%	11.3%	12.0%	12.4%
% of FP17s for the same patient ID Re-attending within 3 months - Adults	322	1,933	16.7%	15.2%	15.9%	16.7%
% of FP17s for the same patient ID Re-attending between 3 & 9 months - Children	380	608	62.5%	58.7%	58.6%	57.4%
% of FP17s for the same patient ID Re-attending between 3 & 9 months - Adults	962	1,933	49.8%	50.0%	51.6%	50.5%
% of FP17s for Band 1 Urgent Courses	255	2,374	10.7%	9.7%	8.0%	9.1%
% of FP17s Relating to Free Repair or Replacements	41	2,374	1.7%	0.9%	0.8%	0.8%
% of FP17s Relating to Continuations	13	2,374	0.5%	1.3%	1.3%	1.3%
% of Patients satisfied with the dentistry they have received	1	2	N/A	91.2%	93.1%	93.2%
% of Patients satisfied with the time they had to wait for an appointment	2	2	N/A	85.6%	89.1%	89.0%

* This is based on patients treated on this contract for their most recent course of treatment. Figures in italics indicate the base number of FP17s or Patient Questionnaire responses are less than 100. N/A is shown where the base number of responses is less than 10 during the period. % is calculated as Quantity/Base number*100

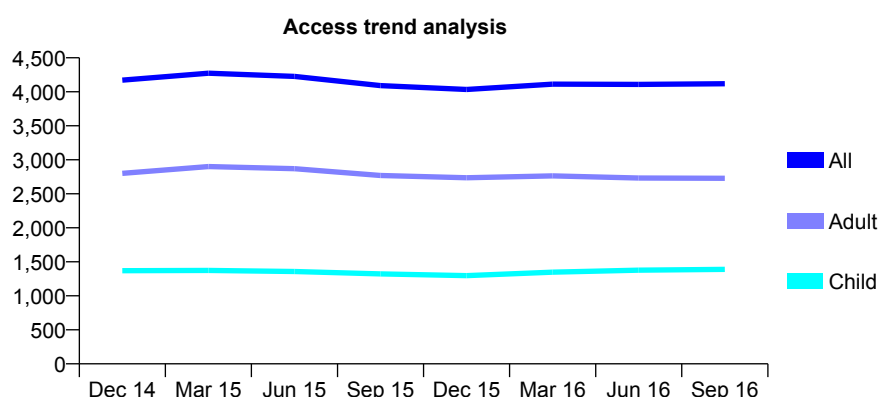
Q56 - Vital Signs At a Glance Contract Report for 119636/0001 - September 2016

Name or company name	Apple Tree Dental Practice
Contract type name	GDS Contract
Purpose of contract	General
Contract start date	25/04/2013
Contract end date	

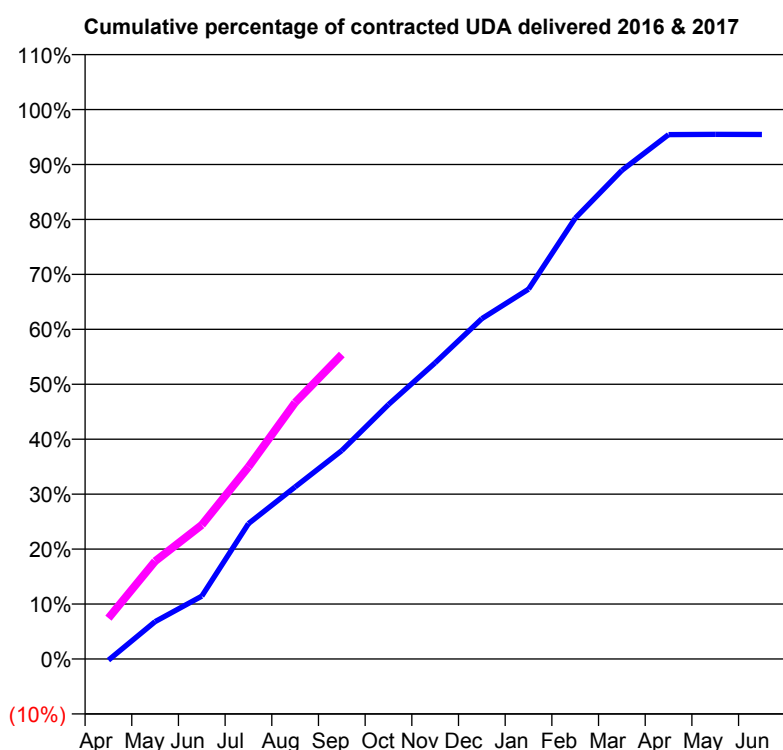
16/17 Contracted general activity (UDA)	9,642
Carry forward general activity (UDA)	0
16/17 Contracted orthodontic activity (UOA)	0
Carry forward orthodontic activity (UOA)	0
Baseline contract value	£322,422.79

ACCESS*

Patients seen in 24 months	Total	Change since previous quarter
Quarter ending September 2015	4,092	
Quarter ending December 2015	4,034	↓
Quarter ending March 2016	4,112	→
Quarter ending June 2016	4,109	→
Quarter ending September 2016	4,118	→
Variance since September 2015	0.6%	→



ACTIVITY



Adjusted Scheduled Activity (UDA)		
Month	2016	2017
April	-22	718
May	657	1,716
June	1,103	2,352
July	2,377	3,371
August	3,020	4,500
September	3,659	5,342
October	4,466	
November	5,198	
December	5,972	
January	6,489	
February	7,735	
March	8,575	
April	9,202	
May	9,205	
June	9,204	

QUALITY

	Quantity	Base Number	Contract	AT	Region	England
% of FP17s for the same patient ID Re-attending within 3 months - Children	138	1,294	10.7%	11.3%	12.0%	12.4%
% of FP17s for the same patient ID Re-attending within 3 months - Adults	398	2,275	17.5%	15.2%	15.9%	16.7%
% of FP17s for the same patient ID Re-attending between 3 & 9 months - Children	767	1,294	59.3%	58.7%	58.6%	57.4%
% of FP17s for the same patient ID Re-attending between 3 & 9 months - Adults	1,291	2,275	56.7%	50.0%	51.6%	50.5%
% of FP17s for Band 1 Urgent Courses	225	3,239	6.9%	9.7%	8.0%	9.1%
% of FP17s Relating to Free Repair or Replacements	20	3,239	0.6%	0.9%	0.8%	0.8%
% of FP17s Relating to Continuations	6	3,239	0.2%	1.3%	1.3%	1.3%
% of Patients satisfied with the dentistry they have received	2	2	N/A	91.2%	93.1%	93.2%
% of Patients satisfied with the time they had to wait for an appointment	2	2	N/A	85.6%	89.1%	89.0%

* This is based on patients treated on this contract for their most recent course of treatment. Figures in italics indicate the base number of FP17s or Patient Questionnaire responses are less than 100. N/A is shown where the base number of responses is less than 10 during the period. % is calculated as Quantity/Base number*100

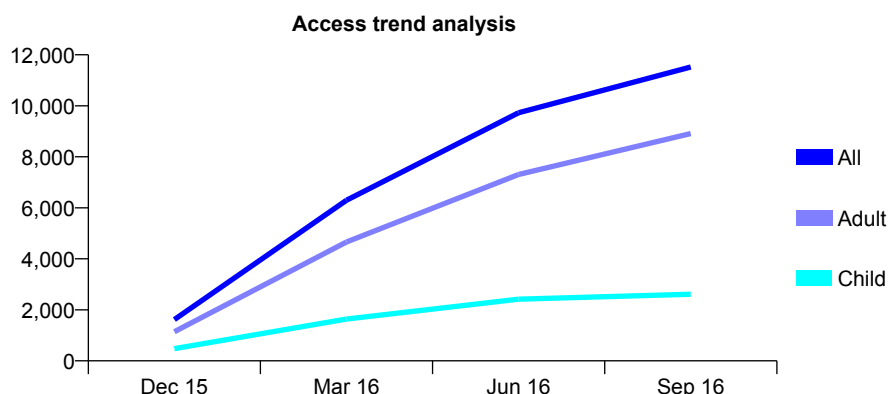
Q56 - Vital Signs At a Glance Contract Report for 120081/0001 - September 2016

Name or company name	Staffa Lodge Dental Group Ltd
Contract type name	GDS Contract
Purpose of contract	General
Contract start date	01/11/2015
Contract end date	

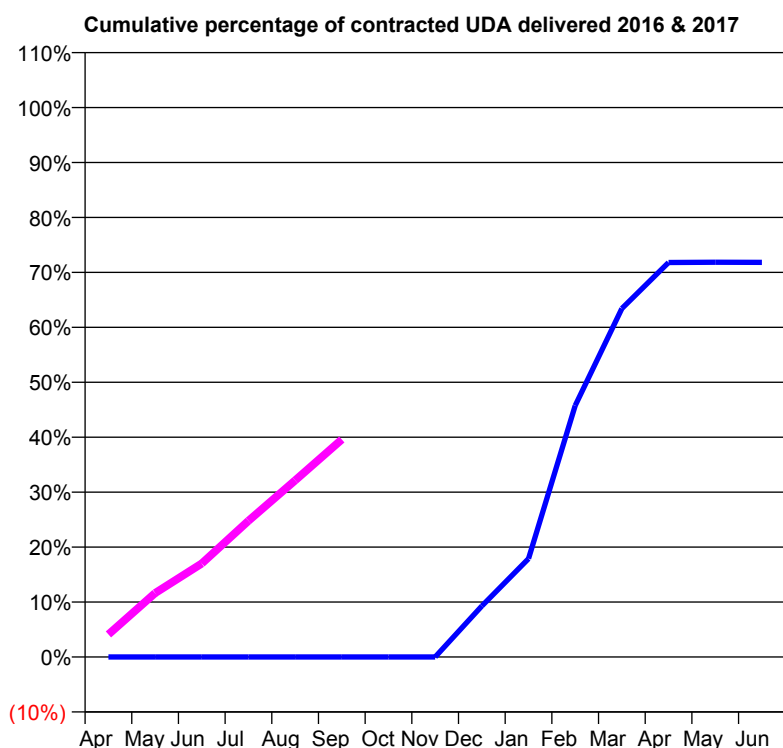
16/17 Contracted general activity (UDA)	40,819
Carry forward general activity (UDA)	0
16/17 Contracted orthodontic activity (UOA)	0
Carry forward orthodontic activity (UOA)	0
Baseline contract value	£867,750.06

ACCESS*

Patients seen in 24 months	Total	Change since previous quarter
Quarter ending September 2015	0	
Quarter ending December 2015	1,618	↑
Quarter ending March 2016	6,299	↑
Quarter ending June 2016	9,726	↑
Quarter ending September 2016	11,522	↑
Variance since September 2015	N/A	



ACTIVITY



Adjusted Scheduled Activity (UDA)		
Month	2016	2017
April	0	1,674
May	0	4,745
June	0	6,945
July	0	10,121
August	0	13,118
September	0	16,159
October	0	
November	0	
December	1,580	
January	3,044	
February	7,781	
March	10,788	
April	12,209	
May	12,218	
June	12,213	

QUALITY

	Quantity	Base Number	Contract	AT	Region	England
% of FP17s for the same patient ID Re-attending within 3 months - Children	277	2,691	10.3%	11.3%	12.0%	12.4%
% of FP17s for the same patient ID Re-attending within 3 months - Adults	1,185	7,979	14.9%	15.2%	15.9%	16.7%
% of FP17s for the same patient ID Re-attending between 3 & 9 months - Children	1,078	2,691	40.1%	58.7%	58.6%	57.4%
% of FP17s for the same patient ID Re-attending between 3 & 9 months - Adults	2,160	7,979	27.1%	50.0%	51.6%	50.5%
% of FP17s for Band 1 Urgent Courses	863	9,790	8.8%	9.7%	8.0%	9.1%
% of FP17s Relating to Free Repair or Replacements	115	9,790	1.2%	0.9%	0.8%	0.8%
% of FP17s Relating to Continuations	172	9,790	1.8%	1.3%	1.3%	1.3%
% of Patients satisfied with the dentistry they have received	25	27	92.6%	91.2%	93.1%	93.2%
% of Patients satisfied with the time they had to wait for an appointment	25	27	92.6%	85.6%	89.1%	89.0%

* This is based on patients treated on this contract for their most recent course of treatment. Figures in italics indicate the base number of FP17s or Patient Questionnaire responses are less than 100. N/A is shown where the base number of responses is less than 10 during the period. % is calculated as Quantity/Base number*100

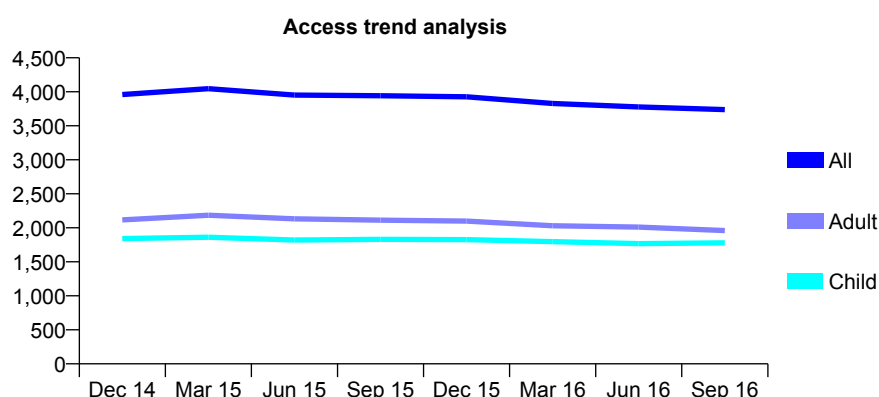
Q56 - Vital Signs At a Glance Contract Report for 120413/0001 - September 2016

Name or company name	Caring Dentistry Ltd
Contract type name	GDS Contract
Purpose of contract	General
Contract start date	01/04/2010
Contract end date	

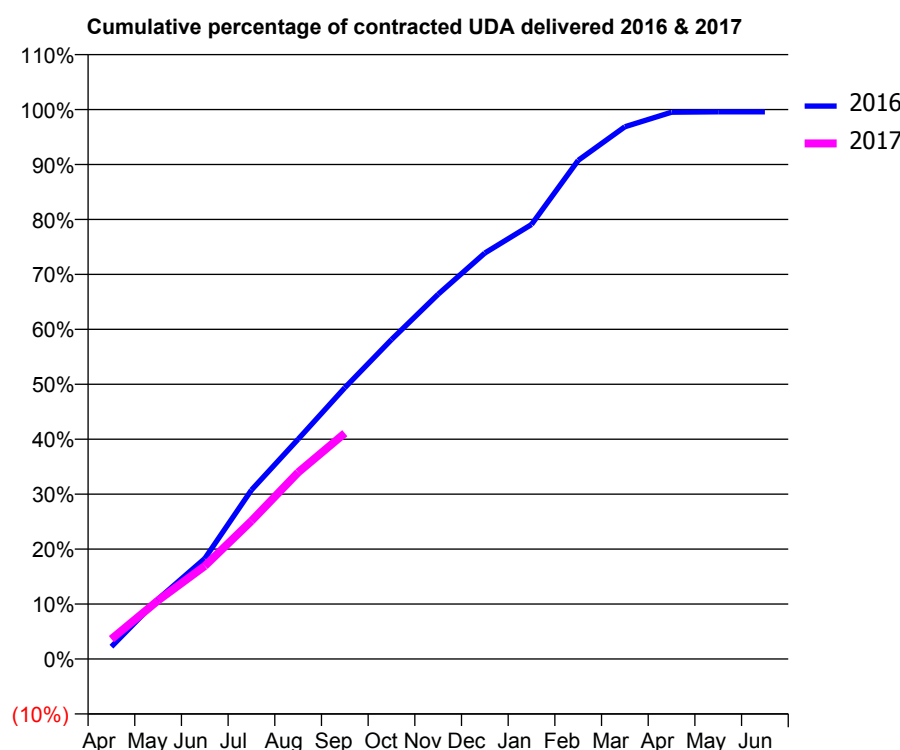
16/17 Contracted general activity (UDA)	13,335
Carry forward general activity (UDA)	56
16/17 Contracted orthodontic activity (UOA)	0
Carry forward orthodontic activity (UOA)	0
Baseline contract value	£367,660.09

ACCESS*

Patients seen in 24 months	Total	Change since previous quarter
Quarter ending September 2015	3,943	
Quarter ending December 2015	3,926	→
Quarter ending March 2016	3,829	↓
Quarter ending June 2016	3,777	↓
Quarter ending September 2016	3,738	↓
Variance since September 2015	(5.2%)	↓



ACTIVITY



Adjusted Scheduled Activity (UDA)		
Month	2016	2017
April	298	483
May	1,455	1,423
June	2,438	2,257
July	4,103	3,349
August	5,335	4,529
September	6,585	5,481
October	7,752	
November	8,852	
December	9,853	
January	10,544	
February	12,102	
March	12,918	
April	13,268	
May	13,279	
June	13,279	

QUALITY

	Quantity	Base Number	Contract	AT	Region	England
% of FP17s for the same patient ID Re-attending within 3 months - Children	108	1,563	6.9%	11.3%	12.0%	12.4%
% of FP17s for the same patient ID Re-attending within 3 months - Adults	200	1,250	16.0%	15.2%	15.9%	16.7%
% of FP17s for the same patient ID Re-attending between 3 & 9 months - Children	1,059	1,563	67.8%	58.7%	58.6%	57.4%
% of FP17s for the same patient ID Re-attending between 3 & 9 months - Adults	768	1,250	61.4%	50.0%	51.6%	50.5%
% of FP17s for Band 1 Urgent Courses	173	2,617	6.6%	9.7%	8.0%	9.1%
% of FP17s Relating to Free Repair or Replacements	7	2,617	0.3%	0.9%	0.8%	0.8%
% of FP17s Relating to Continuations	10	2,617	0.4%	1.3%	1.3%	1.3%
% of Patients satisfied with the dentistry they have received	2	2	N/A	91.2%	93.1%	93.2%
% of Patients satisfied with the time they had to wait for an appointment	2	2	N/A	85.6%	89.1%	89.0%

* This is based on patients treated on this contract for their most recent course of treatment. Figures in italics indicate the base number of FP17s or Patient Questionnaire responses are less than 100. N/A is shown where the base number of responses is less than 10 during the period. % is calculated as Quantity/Base number*100

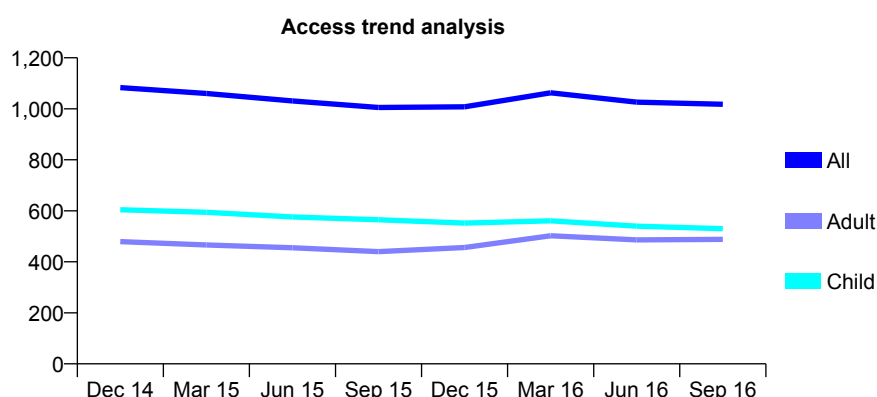
Q56 - Vital Signs At a Glance Contract Report for 120537/0001 - September 2016

Name or company name	Market Square Dental Practice
Contract type name	GDS Contract
Purpose of contract	General
Contract start date	04/08/2011
Contract end date	

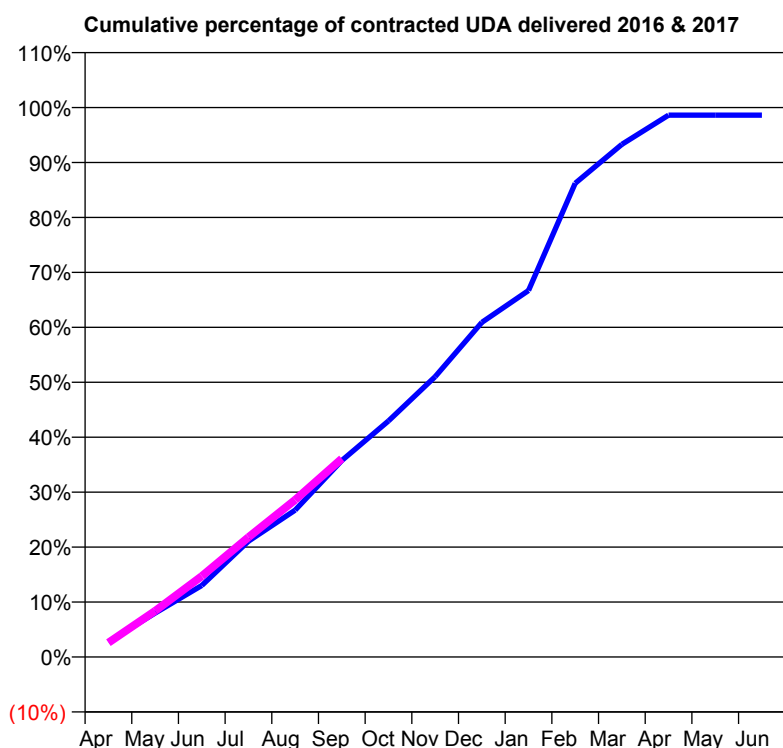
16/17 Contracted general activity (UDA)	2,639
Carry forward general activity (UDA)	37
16/17 Contracted orthodontic activity (UOA)	0
Carry forward orthodontic activity (UOA)	0
Baseline contract value	£58,864.32

ACCESS*

Patients seen in 24 months	Total	Change since previous quarter
Quarter ending September 2015	1,005	
Quarter ending December 2015	1,008	→
Quarter ending March 2016	1,063	↑
Quarter ending June 2016	1,026	↓
Quarter ending September 2016	1,018	→
Variance since September 2015	1.3%	→



ACTIVITY



Adjusted Scheduled Activity (UDA)		
Month	2016	2017
April	74	69
May	211	221
June	343	388
July	556	575
August	706	755
September	943	952
October	1,134	
November	1,346	
December	1,607	
January	1,760	
February	2,275	
March	2,462	
April	2,602	
May	2,602	
June	2,602	

QUALITY

	Quantity	Base Number	Contract	AT	Region	England
% of FP17s for the same patient ID Re-attending within 3 months - Children	33	458	7.2%	11.3%	12.0%	12.4%
% of FP17s for the same patient ID Re-attending within 3 months - Adults	40	303	13.2%	15.2%	15.9%	16.7%
% of FP17s for the same patient ID Re-attending between 3 & 9 months - Children	324	458	70.7%	58.7%	58.6%	57.4%
% of FP17s for the same patient ID Re-attending between 3 & 9 months - Adults	212	303	70.0%	50.0%	51.6%	50.5%
% of FP17s for Band 1 Urgent Courses	37	692	5.3%	9.7%	8.0%	9.1%
% of FP17s Relating to Free Repair or Replacements	0	692	0.0%	0.9%	0.8%	0.8%
% of FP17s Relating to Continuations	2	692	0.3%	1.3%	1.3%	1.3%
% of Patients satisfied with the dentistry they have received	0	0	N/A	91.2%	93.1%	93.2%
% of Patients satisfied with the time they had to wait for an appointment	0	0	N/A	85.6%	89.1%	89.0%

* This is based on patients treated on this contract for their most recent course of treatment. Figures in italics indicate the base number of FP17s or Patient Questionnaire responses are less than 100. N/A is shown where the base number of responses is less than 10 during the period. % is calculated as Quantity/Base number*100

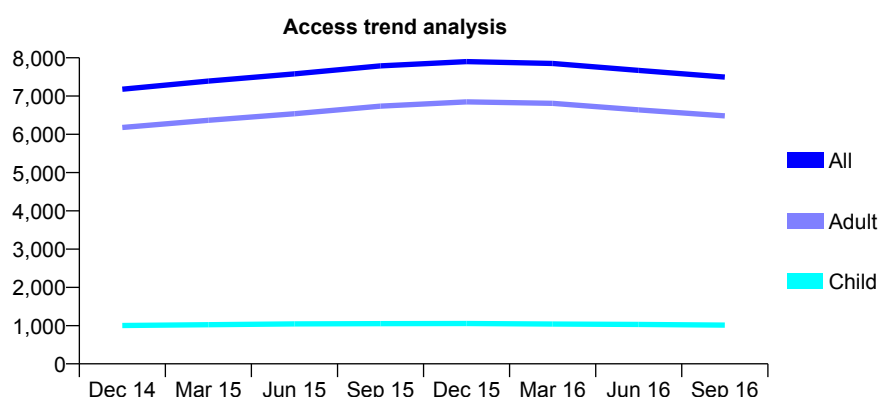
Q56 - Vital Signs At a Glance Contract Report for 120723/0001 - September 2016

Name or company name	Mr P E Roos and Mr G Enslin
Contract type name	GDS Contract
Purpose of contract	General
Contract start date	15/11/2013
Contract end date	

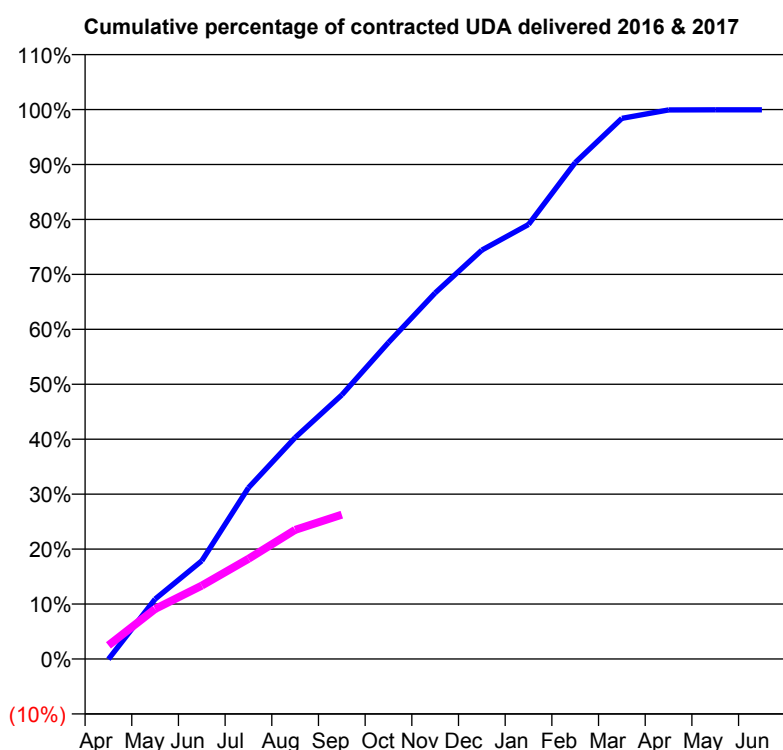
16/17 Contracted general activity (UDA)	32,567
Carry forward general activity (UDA)	0
16/17 Contracted orthodontic activity (UOA)	0
Carry forward orthodontic activity (UOA)	0
Baseline contract value	£830,800.98

ACCESS*

Patients seen in 24 months	Total	Change since previous quarter
Quarter ending September 2015	7,788	
Quarter ending December 2015	7,902	→
Quarter ending March 2016	7,852	→
Quarter ending June 2016	7,670	↓
Quarter ending September 2016	7,495	↓
Variance since September 2015	(3.8%)	↓



ACTIVITY



Adjusted Scheduled Activity (UDA)		
Month	2016	2017
April	-18	808
May	3,335	2,968
June	5,464	4,351
July	9,528	5,937
August	12,314	7,655
September	14,690	8,552
October	17,608	
November	20,364	
December	22,746	
January	24,168	
February	27,611	
March	30,073	
April	30,542	
May	30,550	
June	30,550	

QUALITY

	Quantity	Base Number	Contract	AT	Region	England
% of FP17s for the same patient ID Re-attending within 3 months - Children	46	589	7.8%	11.3%	12.0%	12.4%
% of FP17s for the same patient ID Re-attending within 3 months - Adults	693	3,903	17.8%	15.2%	15.9%	16.7%
% of FP17s for the same patient ID Re-attending between 3 & 9 months - Children	321	589	54.5%	58.7%	58.6%	57.4%
% of FP17s for the same patient ID Re-attending between 3 & 9 months - Adults	2,410	3,903	61.7%	50.0%	51.6%	50.5%
% of FP17s for Band 1 Urgent Courses	527	4,266	12.4%	9.7%	8.0%	9.1%
% of FP17s Relating to Free Repair or Replacements	56	4,266	1.3%	0.9%	0.8%	0.8%
% of FP17s Relating to Continuations	104	4,266	2.4%	1.3%	1.3%	1.3%
% of Patients satisfied with the dentistry they have received	12	14	85.7%	91.2%	93.1%	93.2%
% of Patients satisfied with the time they had to wait for an appointment	13	14	92.9%	85.6%	89.1%	89.0%

* This is based on patients treated on this contract for their most recent course of treatment. Figures in italics indicate the base number of FP17s or Patient Questionnaire responses are less than 100. N/A is shown where the base number of responses is less than 10 during the period. % is calculated as Quantity/Base number*100

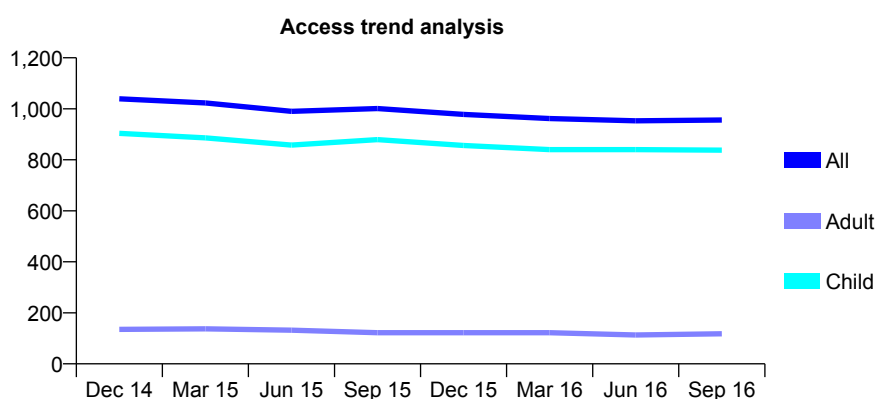
Q56 - Vital Signs At a Glance Contract Report for 121959/0001 - September 2016

Name or company name	Walton House Dental Practice Ltd
Contract type name	GDS Contract
Purpose of contract	General
Contract start date	01/02/2010
Contract end date	

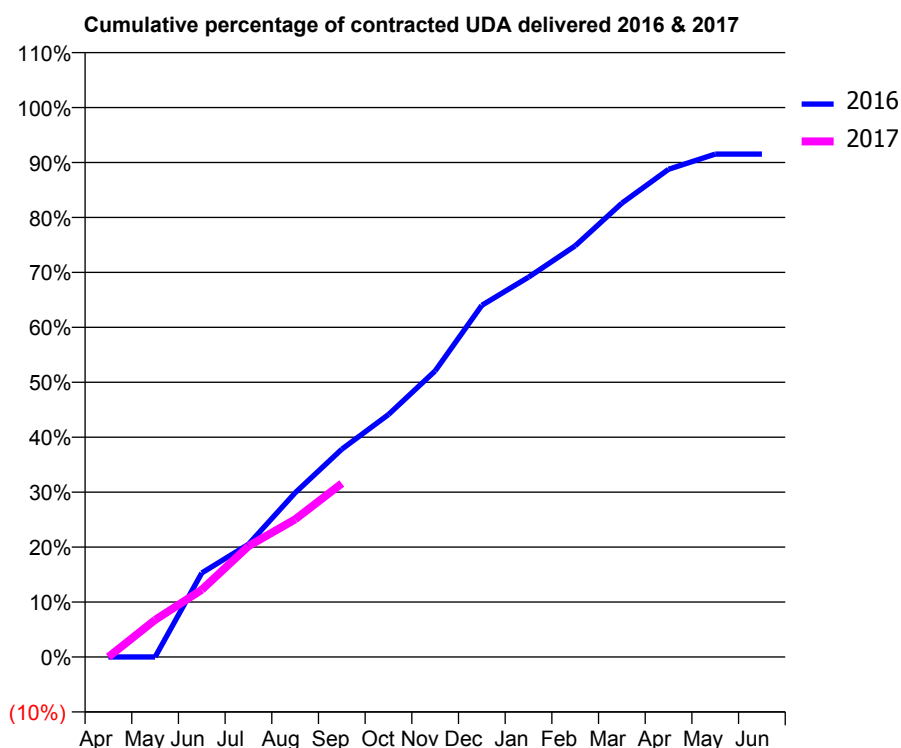
16/17 Contracted general activity (UDA)	1,700
Carry forward general activity (UDA)	0
16/17 Contracted orthodontic activity (UOA)	0
Carry forward orthodontic activity (UOA)	0
Baseline contract value	£34,456.83

ACCESS*

Patients seen in 24 months	Total	Change since previous quarter
Quarter ending September 2015	1,001	
Quarter ending December 2015	978	↓
Quarter ending March 2016	962	↓
Quarter ending June 2016	953	→
Quarter ending September 2016	956	→
Variance since September 2015	(4.5%)	↓



ACTIVITY



Adjusted Scheduled Activity (UDA)		
Month	2016	2017
April	0	0
May	0	115
June	260	208
July	349	343
August	508	426
September	643	537
October	750	
November	885	
December	1,088	
January	1,175	
February	1,272	
March	1,404	
April	1,509	
May	1,556	
June	1,556	

QUALITY

	Quantity	Base Number	Contract	AT	Region	England
% of FP17s for the same patient ID Re-attending within 3 months - Children	29	508	5.7%	11.3%	12.0%	12.4%
% of FP17s for the same patient ID Re-attending within 3 months - Adults	2	15	13.3%	15.2%	15.9%	16.7%
% of FP17s for the same patient ID Re-attending between 3 & 9 months - Children	285	508	56.1%	58.7%	58.6%	57.4%
% of FP17s for the same patient ID Re-attending between 3 & 9 months - Adults	5	15	33.3%	50.0%	51.6%	50.5%
% of FP17s for Band 1 Urgent Courses	0	416	0.0%	9.7%	8.0%	9.1%
% of FP17s Relating to Free Repair or Replacements	0	416	0.0%	0.9%	0.8%	0.8%
% of FP17s Relating to Continuations	5	416	1.2%	1.3%	1.3%	1.3%
% of Patients satisfied with the dentistry they have received	0	0	N/A	91.2%	93.1%	93.2%
% of Patients satisfied with the time they had to wait for an appointment	0	0	N/A	85.6%	89.1%	89.0%

* This is based on patients treated on this contract for their most recent course of treatment. Figures in italics indicate the base number of FP17s or Patient Questionnaire responses are less than 100. N/A is shown where the base number of responses is less than 10 during the period. % is calculated as Quantity/Base number*100

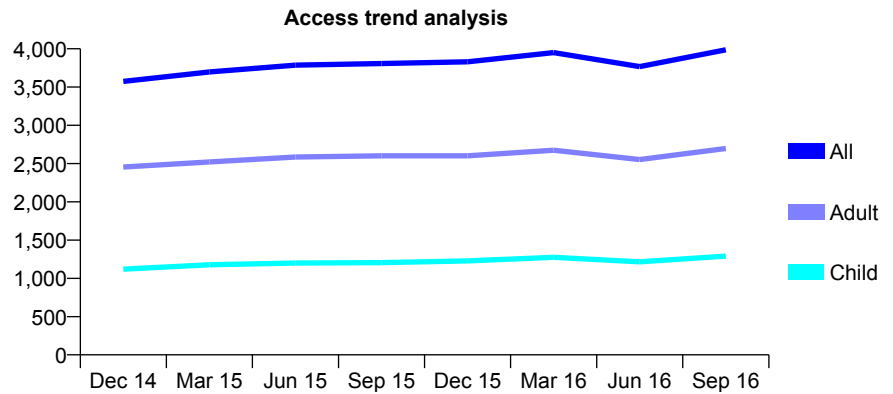
Q56 - Vital Signs At a Glance Contract Report for 124230/0001 - September 2016

Name or company name	Kenneth Ng Surgery Ltd
Contract type name	GDS Contract
Purpose of contract	General and Orthodontic
Contract start date	01/08/2008
Contract end date	

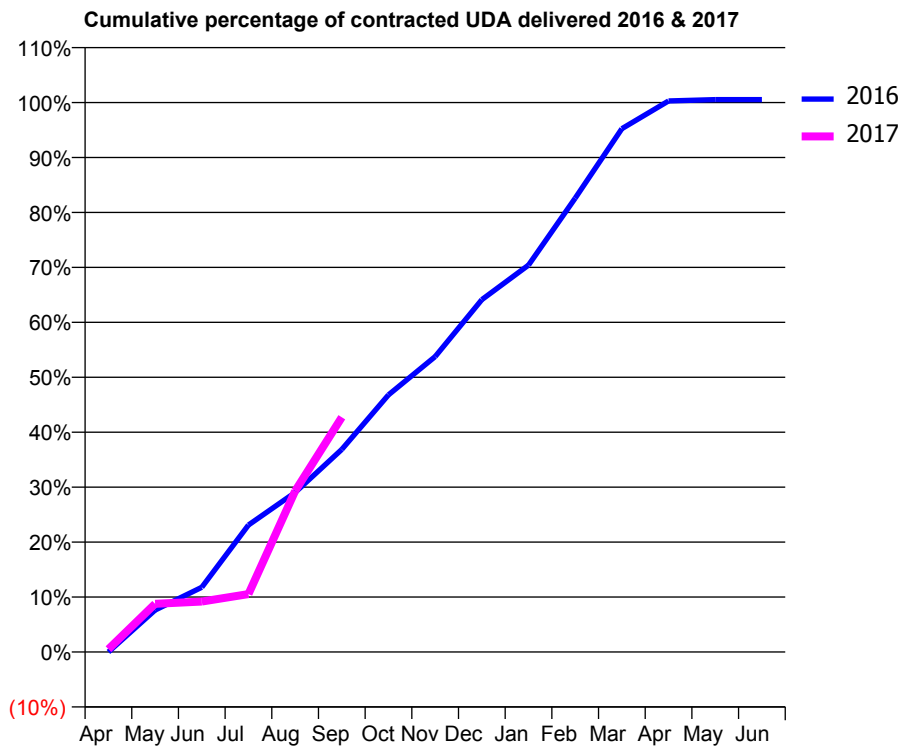
16/17 Contracted general activity (UDA)	9,340
Carry forward general activity (UDA)	-48
16/17 Contracted orthodontic activity (UOA)	0
Carry forward orthodontic activity (UOA)	0
Baseline contract value	£242,434.35

ACCESS*

Patients seen in 24 months	Total	Change since previous quarter
Quarter ending September 2015	3,807	
Quarter ending December 2015	3,830	→
Quarter ending March 2016	3,950	↑
Quarter ending June 2016	3,767	↓
Quarter ending September 2016	3,987	↑
Variance since September 2015	4.7%	↑



ACTIVITY



Month	Adjusted Scheduled Activity (UDA)	
	2016	2017
April	0	48
May	711	820
June	1,097	858
July	2,149	985
August	2,699	2,737
September	3,428	3,990
October	4,353	
November	5,000	
December	5,965	
January	6,547	
February	7,682	
March	8,858	
April	9,326	
May	9,348	
June	9,348	

QUALITY

	Quantity	Base Number	Contract	AT	Region	England
% of FP17s for the same patient ID Re-attending within 3 months - Children	48	631	7.6%	11.3%	12.0%	12.4%
% of FP17s for the same patient ID Re-attending within 3 months - Adults	165	1,258	13.1%	15.2%	15.9%	16.7%
% of FP17s for the same patient ID Re-attending between 3 & 9 months - Children	263	631	41.7%	58.7%	58.6%	57.4%
% of FP17s for the same patient ID Re-attending between 3 & 9 months - Adults	470	1,258	37.4%	50.0%	51.6%	50.5%
% of FP17s for Band 1 Urgent Courses	91	1,675	5.4%	9.7%	8.0%	9.1%
% of FP17s Relating to Free Repair or Replacements	8	1,675	0.5%	0.9%	0.8%	0.8%
% of FP17s Relating to Continuations	13	1,675	0.8%	1.3%	1.3%	1.3%
% of Patients satisfied with the dentistry they have received	0	0	N/A	91.2%	93.1%	93.2%
% of Patients satisfied with the time they had to wait for an appointment	0	0	N/A	85.6%	89.1%	89.0%

* This is based on patients treated on this contract for their most recent course of treatment. Figures in italics indicate the base number of FP17s or Patient Questionnaire responses are less than 100. N/A is shown where the base number of responses is less than 10 during the period. % is calculated as Quantity/Base number*100

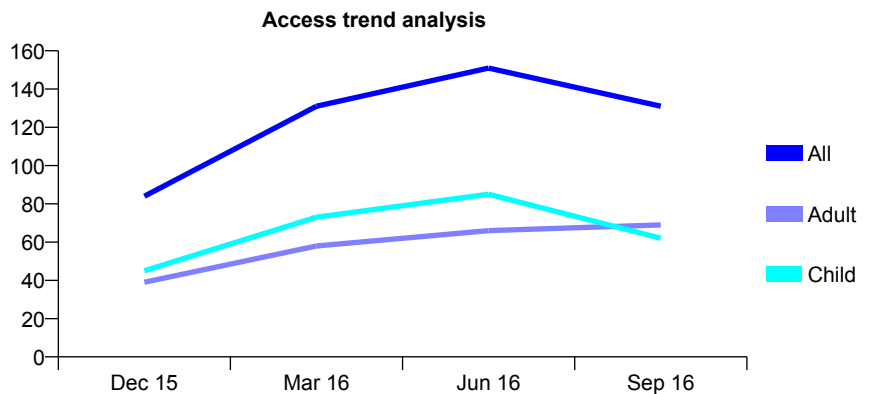
Q56 - Vital Signs At a Glance Contract Report for 124338/0001 - September 2016

Name or company name	Wood, Bryant & Coyle
Contract type name	GDS Contract
Purpose of contract	General
Contract start date	01/09/2015
Contract end date	

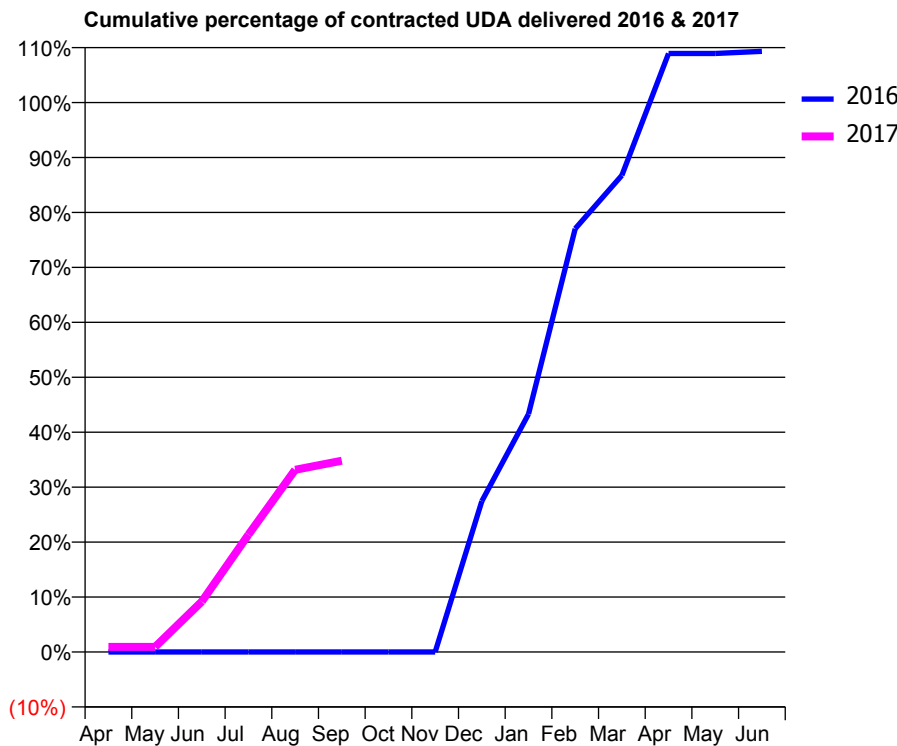
16/17 Contracted general activity (UDA)	427
Carry forward general activity (UDA)	0
16/17 Contracted orthodontic activity (UOA)	0
Carry forward orthodontic activity (UOA)	0
Baseline contract value	£10,600.06

ACCESS*

Patients seen in 24 months	Total	Change since previous quarter
Quarter ending September 2015	0	
Quarter ending December 2015	84	↑
Quarter ending March 2016	131	↑
Quarter ending June 2016	151	↑
Quarter ending September 2016	131	↓
Variance since September 2015	N/A	



ACTIVITY



Adjusted Scheduled Activity (UDA)		
Month	2016	2017
April	0	4
May	0	4
June	0	39
July	0	91
August	0	142
September	0	149
October	0	
November	0	
December	68	
January	108	
February	192	
March	216	
April	271	
May	271	
June	272	

QUALITY

	Quantity	Base Number	Contract	AT	Region	England
% of FP17s for the same patient ID Re-attending within 3 months - Children	2	68	2.9%	11.3%	12.0%	12.4%
% of FP17s for the same patient ID Re-attending within 3 months - Adults	11	36	30.6%	15.2%	15.9%	16.7%
% of FP17s for the same patient ID Re-attending between 3 & 9 months - Children	38	68	55.9%	58.7%	58.6%	57.4%
% of FP17s for the same patient ID Re-attending between 3 & 9 months - Adults	10	36	27.8%	50.0%	51.6%	50.5%
% of FP17s for Band 1 Urgent Courses	3	82	3.7%	9.7%	8.0%	9.1%
% of FP17s Relating to Free Repair or Replacements	0	82	0.0%	0.9%	0.8%	0.8%
% of FP17s Relating to Continuations	0	82	0.0%	1.3%	1.3%	1.3%
% of Patients satisfied with the dentistry they have received	0	0	N/A	91.2%	93.1%	93.2%
% of Patients satisfied with the time they had to wait for an appointment	0	0	N/A	85.6%	89.1%	89.0%

* This is based on patients treated on this contract for their most recent course of treatment. Figures in italics indicate the base number of FP17s or Patient Questionnaire responses are less than 100. N/A is shown where the base number of responses is less than 10 during the period. % is calculated as Quantity/Base number*100

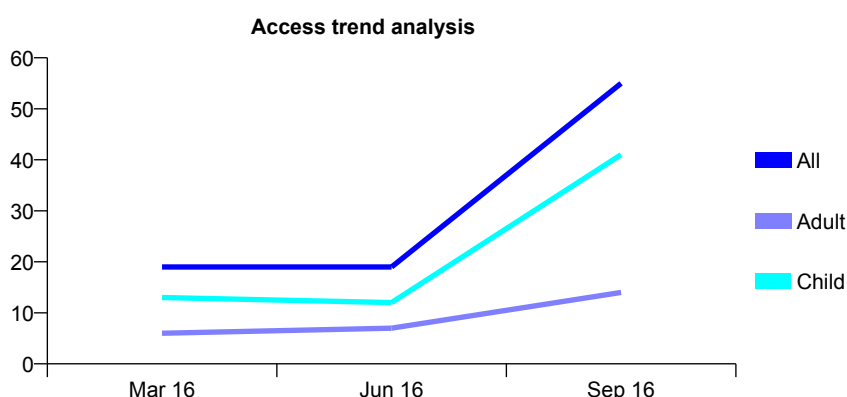
Q56 - Vital Signs At a Glance Contract Report for 124338/0002 - September 2016

Name or company name	Wood, Bryant & Coyle
Contract type name	GDS Contract
Purpose of contract	General
Contract start date	01/01/2016
Contract end date	

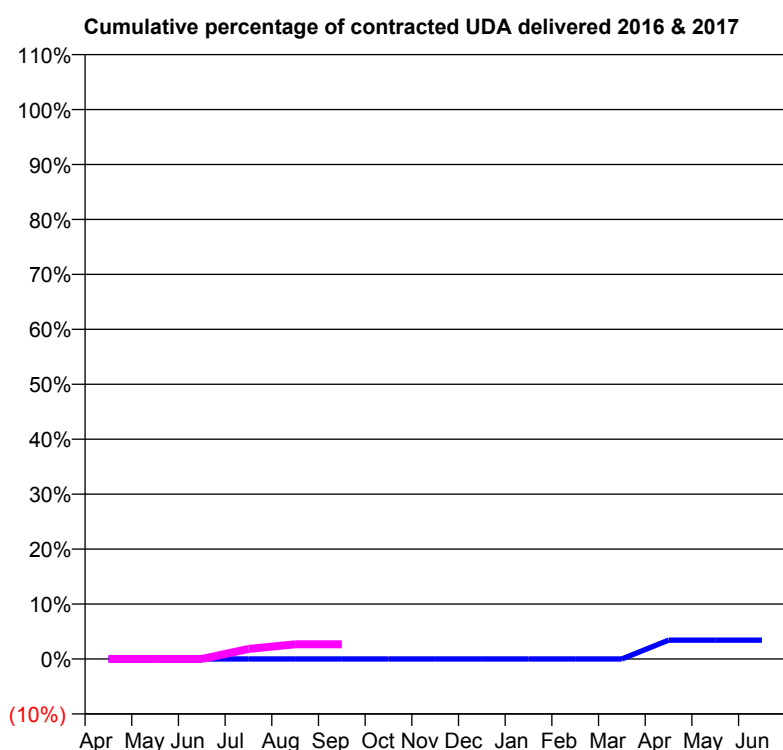
16/17 Contracted general activity (UDA)	2,914
Carry forward general activity (UDA)	0
16/17 Contracted orthodontic activity (UOA)	0
Carry forward orthodontic activity (UOA)	0
Baseline contract value	£78,274.86

ACCESS*

Patients seen in 24 months	Total	Change since previous quarter
Quarter ending September 2015	0	
Quarter ending December 2015	0	
Quarter ending March 2016	19	
Quarter ending June 2016	19	→
Quarter ending September 2016	55	↑
Variance since September 2015	N/A	



ACTIVITY



Adjusted Scheduled Activity (UDA)		
Month	2016	2017
April	0	0
May	0	0
June	0	0
July	0	53
August	0	78
September	0	78
October	0	
November	0	
December	0	
January	0	
February	0	
March	0	
April	25	
May	25	
June	25	

QUALITY

	Quantity	Base Number	Contract	AT	Region	England
% of FP17s for the same patient ID Re-attending within 3 months - Children	1	53	1.9%	11.3%	12.0%	12.4%
% of FP17s for the same patient ID Re-attending within 3 months - Adults	2	16	12.5%	15.2%	15.9%	16.7%
% of FP17s for the same patient ID Re-attending between 3 & 9 months - Children	7	53	13.2%	58.7%	58.6%	57.4%
% of FP17s for the same patient ID Re-attending between 3 & 9 months - Adults	2	16	12.5%	50.0%	51.6%	50.5%
% of FP17s for Band 1 Urgent Courses	1	47	2.1%	9.7%	8.0%	9.1%
% of FP17s Relating to Free Repair or Replacements	0	47	0.0%	0.9%	0.8%	0.8%
% of FP17s Relating to Continuations	2	47	4.3%	1.3%	1.3%	1.3%
% of Patients satisfied with the dentistry they have received	0	0	N/A	91.2%	93.1%	93.2%
% of Patients satisfied with the time they had to wait for an appointment	0	0	N/A	85.6%	89.1%	89.0%

* This is based on patients treated on this contract for their most recent course of treatment. Figures in italics indicate the base number of FP17s or Patient Questionnaire responses are less than 100. N/A is shown where the base number of responses is less than 10 during the period. % is calculated as Quantity/Base number*100

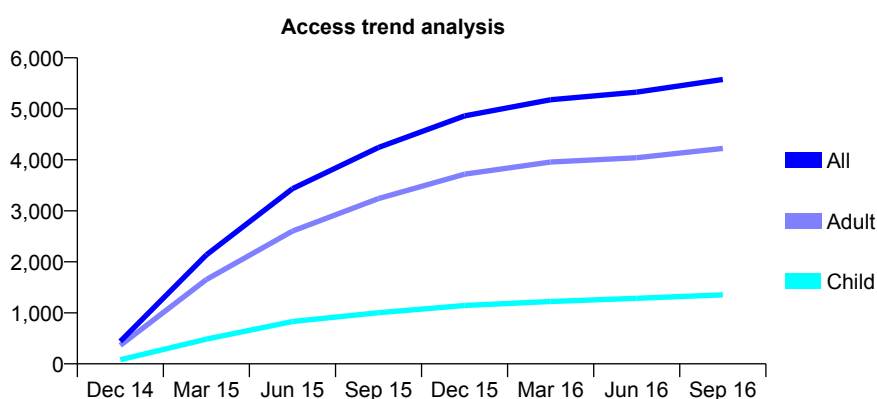
Q56 - Vital Signs At a Glance Contract Report for 124923/0001 - September 2016

Name or company name	Great Shelford Dental Practice Ltd
Contract type name	GDS Contract
Purpose of contract	General
Contract start date	01/11/2014
Contract end date	

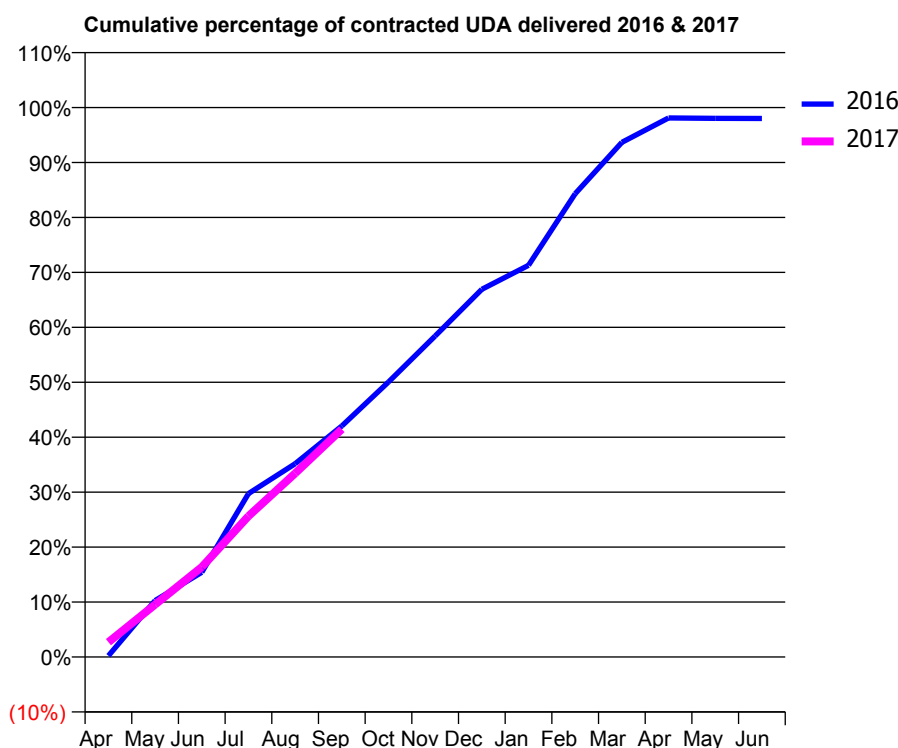
16/17 Contracted general activity (UDA)	14,267
Carry forward general activity (UDA)	284
16/17 Contracted orthodontic activity (UOA)	0
Carry forward orthodontic activity (UOA)	0
Baseline contract value	£344,442.66

ACCESS*

Patients seen in 24 months	Total	Change since previous quarter
Quarter ending September 2015	4,243	
Quarter ending December 2015	4,862	↑
Quarter ending March 2016	5,179	↑
Quarter ending June 2016	5,327	↑
Quarter ending September 2016	5,576	↑
Variance since September 2015	31.4%	↑



ACTIVITY



Adjusted Scheduled Activity (UDA)		
Month	2016	2017
April	31	385
May	1,466	1,364
June	2,200	2,336
July	4,244	3,657
August	5,017	4,767
September	5,998	5,914
October	7,141	
November	8,336	
December	9,545	
January	10,171	
February	12,028	
March	13,362	
April	13,997	
May	13,987	
June	13,983	

QUALITY

	Quantity	Base Number	Contract	AT	Region	England
% of FP17s for the same patient ID Re-attending within 3 months - Children	50	1,016	4.9%	11.3%	12.0%	12.4%
% of FP17s for the same patient ID Re-attending within 3 months - Adults	457	2,775	16.5%	15.2%	15.9%	16.7%
% of FP17s for the same patient ID Re-attending between 3 & 9 months - Children	478	1,016	47.0%	58.7%	58.6%	57.4%
% of FP17s for the same patient ID Re-attending between 3 & 9 months - Adults	1,023	2,775	36.9%	50.0%	51.6%	50.5%
% of FP17s for Band 1 Urgent Courses	328	3,447	9.5%	9.7%	8.0%	9.1%
% of FP17s Relating to Free Repair or Replacements	35	3,447	1.0%	0.9%	0.8%	0.8%
% of FP17s Relating to Continuations	34	3,447	1.0%	1.3%	1.3%	1.3%
% of Patients satisfied with the dentistry they have received	7	9	N/A	91.2%	93.1%	93.2%
% of Patients satisfied with the time they had to wait for an appointment	7	9	N/A	85.6%	89.1%	89.0%

* This is based on patients treated on this contract for their most recent course of treatment. Figures in italics indicate the base number of FP17s or Patient Questionnaire responses are less than 100. N/A is shown where the base number of responses is less than 10 during the period. % is calculated as Quantity/Base number*100

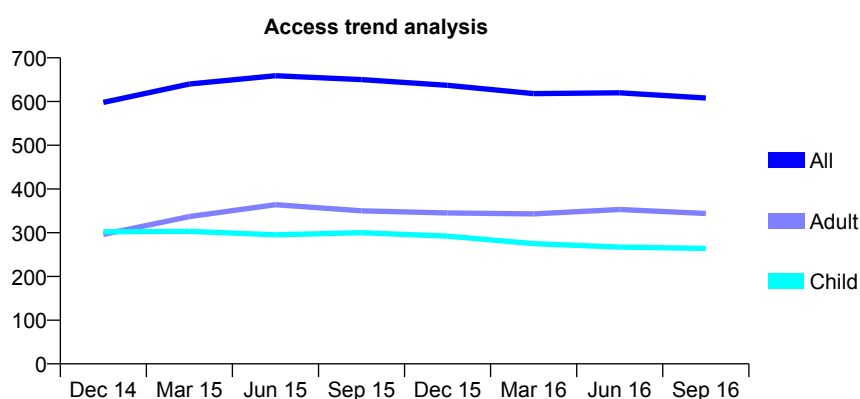
Q56 - Vital Signs At a Glance Contract Report for 125776/0003 - September 2016

Name or company name	Apex Dental Care Ltd
Contract type name	GDS Contract
Purpose of contract	General
Contract start date	01/06/2009
Contract end date	

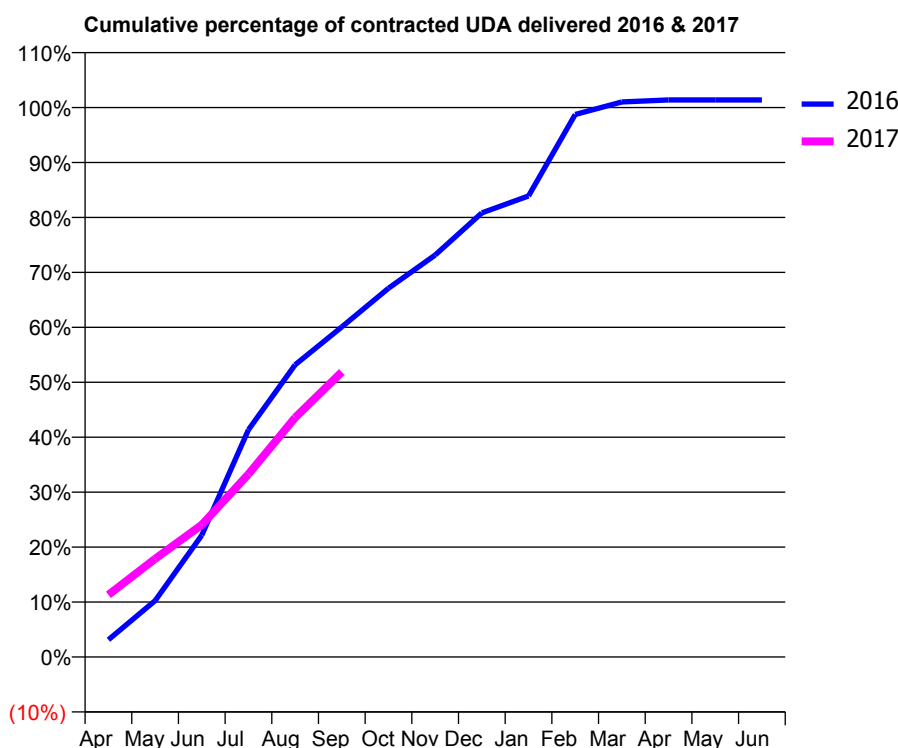
16/17 Contracted general activity (UDA)	1,202
Carry forward general activity (UDA)	-16
16/17 Contracted orthodontic activity (UOA)	0
Carry forward orthodontic activity (UOA)	0
Baseline contract value	£27,308.87

ACCESS*

Patients seen in 24 months	Total	Change since previous quarter
Quarter ending September 2015	650	
Quarter ending December 2015	637	↓
Quarter ending March 2016	618	↓
Quarter ending June 2016	620	→
Quarter ending September 2016	608	↓
Variance since September 2015	(6.5%)	↓



ACTIVITY



Adjusted Scheduled Activity (UDA)		
Month	2016	2017
April	38	136
May	123	215
June	267	289
July	497	400
August	639	524
September	722	623
October	807	
November	879	
December	971	
January	1,009	
February	1,187	
March	1,214	
April	1,218	
May	1,218	
June	1,218	

QUALITY

	Quantity	Base Number	Contract	AT	Region	England
% of FP17s for the same patient ID Re-attending within 3 months - Children	6	198	3.0%	11.3%	12.0%	12.4%
% of FP17s for the same patient ID Re-attending within 3 months - Adults	11	185	5.9%	15.2%	15.9%	16.7%
% of FP17s for the same patient ID Re-attending between 3 & 9 months - Children	136	198	68.7%	58.7%	58.6%	57.4%
% of FP17s for the same patient ID Re-attending between 3 & 9 months - Adults	93	185	50.3%	50.0%	51.6%	50.5%
% of FP17s for Band 1 Urgent Courses	17	380	4.5%	9.7%	8.0%	9.1%
% of FP17s Relating to Free Repair or Replacements	2	380	0.5%	0.9%	0.8%	0.8%
% of FP17s Relating to Continuations	0	380	0.0%	1.3%	1.3%	1.3%
% of Patients satisfied with the dentistry they have received	1	1	N/A	91.2%	93.1%	93.2%
% of Patients satisfied with the time they had to wait for an appointment	1	1	N/A	85.6%	89.1%	89.0%

* This is based on patients treated on this contract for their most recent course of treatment. Figures in italics indicate the base number of FP17s or Patient Questionnaire responses are less than 100. N/A is shown where the base number of responses is less than 10 during the period. % is calculated as Quantity/Base number*100

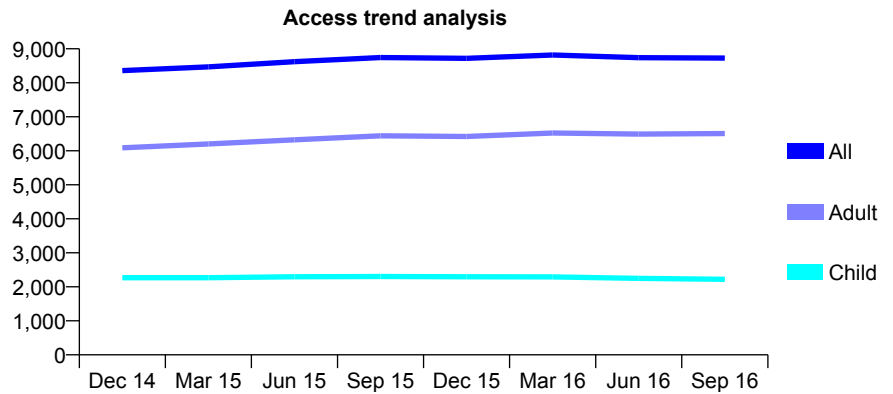
Q56 - Vital Signs At a Glance Contract Report for 125776/0010 - September 2016

Name or company name	Apex Dental Care Ltd
Contract type name	PDS Contract
Purpose of contract	General
Contract start date	01/04/2011
Contract end date	31/03/2018

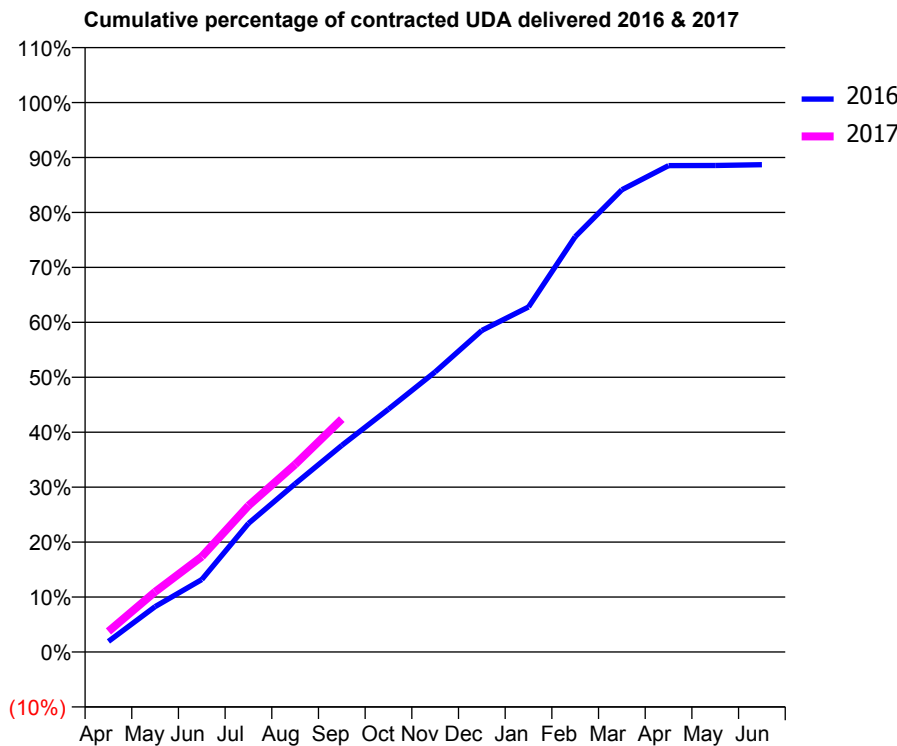
16/17 Contracted general activity (UDA)	26,362
Carry forward general activity (UDA)	0
16/17 Contracted orthodontic activity (UOA)	0
Carry forward orthodontic activity (UOA)	0
Baseline contract value	£682,056.07

ACCESS*

Patients seen in 24 months	Total	Change since previous quarter
Quarter ending September 2015	8,745	
Quarter ending December 2015	8,719	→
Quarter ending March 2016	8,816	→
Quarter ending June 2016	8,741	→
Quarter ending September 2016	8,729	→
Variance since September 2015	(0.2%)	→



ACTIVITY



Adjusted Scheduled Activity (UDA)		
Month	2016	2017
April	510	989
May	2,178	2,890
June	3,476	4,576
July	6,173	7,022
August	8,069	8,997
September	9,915	11,172
October	11,651	
November	13,438	
December	15,425	
January	16,554	
February	19,923	
March	22,177	
April	23,337	
May	23,338	
June	23,376	

QUALITY

	Quantity	Base Number	Contract	AT	Region	England
% of FP17s for the same patient ID Re-attending within 3 months - Children	178	1,782	10.0%	11.3%	12.0%	12.4%
% of FP17s for the same patient ID Re-attending within 3 months - Adults	726	4,584	15.8%	15.2%	15.9%	16.7%
% of FP17s for the same patient ID Re-attending between 3 & 9 months - Children	1,023	1,782	57.4%	58.7%	58.6%	57.4%
% of FP17s for the same patient ID Re-attending between 3 & 9 months - Adults	2,419	4,584	52.8%	50.0%	51.6%	50.5%
% of FP17s for Band 1 Urgent Courses	685	5,747	11.9%	9.7%	8.0%	9.1%
% of FP17s Relating to Free Repair or Replacements	45	5,747	0.8%	0.9%	0.8%	0.8%
% of FP17s Relating to Continuations	37	5,747	0.6%	1.3%	1.3%	1.3%
% of Patients satisfied with the dentistry they have received	6	6	N/A	91.2%	93.1%	93.2%
% of Patients satisfied with the time they had to wait for an appointment	6	6	N/A	85.6%	89.1%	89.0%

* This is based on patients treated on this contract for their most recent course of treatment. Figures in italics indicate the base number of FP17s or Patient Questionnaire responses are less than 100. N/A is shown where the base number of responses is less than 10 during the period. % is calculated as Quantity/Base number*100

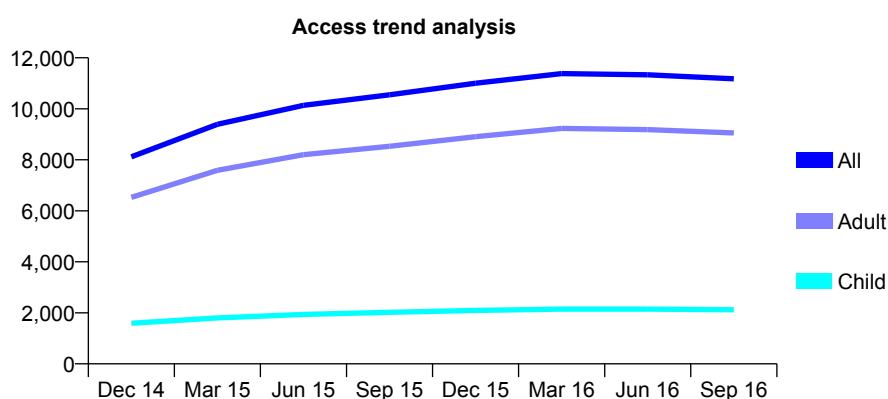
Q56 - Vital Signs At a Glance Contract Report for 126225/0001 - September 2016

Name or company name	Dr P Vaid, Dr S Radia and Dr S Shah
Contract type name	GDS Contract
Purpose of contract	General
Contract start date	01/04/2014
Contract end date	

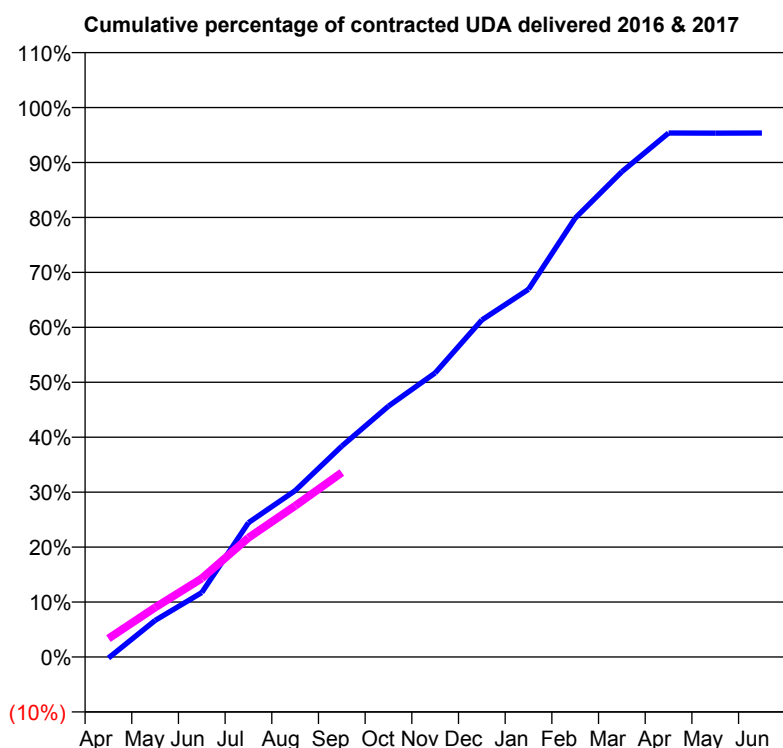
16/17 Contracted general activity (UDA)	37,499
Carry forward general activity (UDA)	0
16/17 Contracted orthodontic activity (UOA)	0
Carry forward orthodontic activity (UOA)	0
Baseline contract value	£1,171,414.42

ACCESS*

Patients seen in 24 months	Total	Change since previous quarter
Quarter ending September 2015	10,550	
Quarter ending December 2015	11,004	↑
Quarter ending March 2016	11,380	↑
Quarter ending June 2016	11,332	→
Quarter ending September 2016	11,175	↓
Variance since September 2015	5.9%	↑



ACTIVITY



Adjusted Scheduled Activity (UDA)		
Month	2016	2017
April	-67	1,258
May	2,224	3,377
June	3,912	5,365
July	8,151	8,142
August	10,091	10,313
September	12,791	12,587
October	15,216	
November	17,234	
December	20,445	
January	22,303	
February	26,628	
March	29,440	
April	31,785	
May	31,775	
June	31,781	

QUALITY

	Quantity	Base Number	Contract	AT	Region	England
% of FP17s for the same patient ID Re-attending within 3 months - Children	105	1,541	6.8%	11.3%	12.0%	12.4%
% of FP17s for the same patient ID Re-attending within 3 months - Adults	680	5,468	12.4%	15.2%	15.9%	16.7%
% of FP17s for the same patient ID Re-attending between 3 & 9 months - Children	926	1,541	60.1%	58.7%	58.6%	57.4%
% of FP17s for the same patient ID Re-attending between 3 & 9 months - Adults	2,488	5,468	45.5%	50.0%	51.6%	50.5%
% of FP17s for Band 1 Urgent Courses	514	6,117	8.4%	9.7%	8.0%	9.1%
% of FP17s Relating to Free Repair or Replacements	81	6,117	1.3%	0.9%	0.8%	0.8%
% of FP17s Relating to Continuations	65	6,117	1.1%	1.3%	1.3%	1.3%
% of Patients satisfied with the dentistry they have received	8	12	66.7%	91.2%	93.1%	93.2%
% of Patients satisfied with the time they had to wait for an appointment	9	12	75.0%	85.6%	89.1%	89.0%

* This is based on patients treated on this contract for their most recent course of treatment. Figures in italics indicate the base number of FP17s or Patient Questionnaire responses are less than 100. N/A is shown where the base number of responses is less than 10 during the period. % is calculated as Quantity/Base number*100

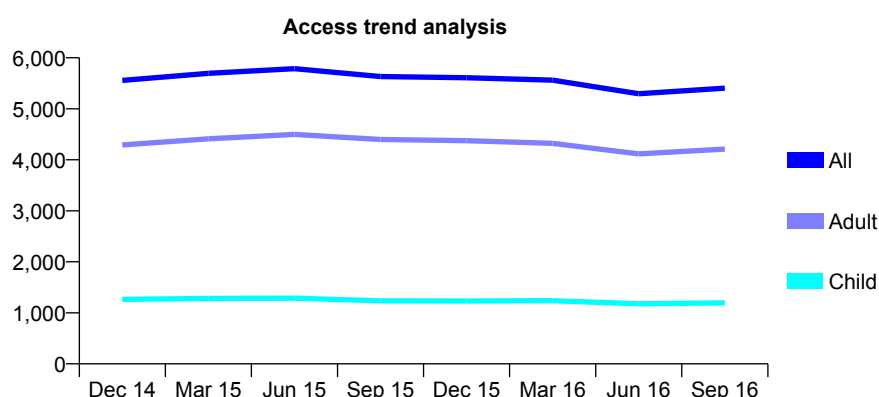
Q56 - Vital Signs At a Glance Contract Report for 127809/0001 - September 2016

Name or company name	S Emami, M Dehghanpour, J Vaghela, J Vaghela
Contract type name	GDS Contract
Purpose of contract	General
Contract start date	01/11/2010
Contract end date	

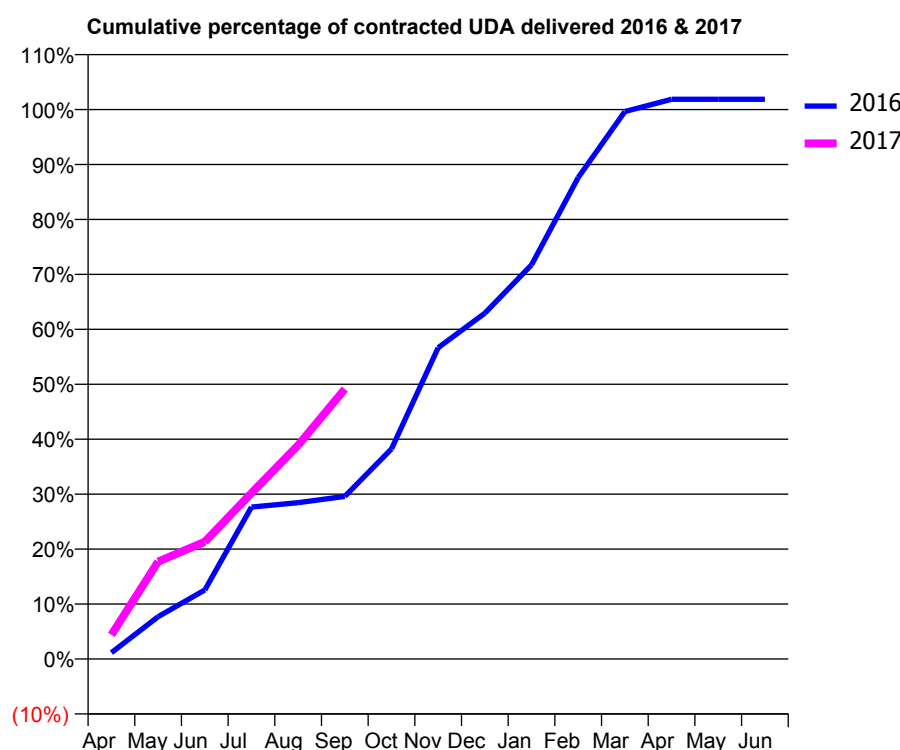
16/17 Contracted general activity (UDA)	16,500
Carry forward general activity (UDA)	-271
16/17 Contracted orthodontic activity (UOA)	0
Carry forward orthodontic activity (UOA)	0
Baseline contract value	£384,622.87

ACCESS*

Patients seen in 24 months	Total	Change since previous quarter
Quarter ending September 2015	5,632	
Quarter ending December 2015	5,608	→
Quarter ending March 2016	5,561	→
Quarter ending June 2016	5,295	↓
Quarter ending September 2016	5,406	↑
Variance since September 2015	(4.0%)	↓



ACTIVITY



Adjusted Scheduled Activity (UDA)		
Month	2016	2017
April	165	729
May	1,116	2,926
June	1,820	3,523
July	4,011	4,984
August	4,125	6,419
September	4,290	8,107
October	5,544	
November	8,213	
December	9,127	
January	10,400	
February	12,704	
March	14,446	
April	14,770	
May	14,771	
June	14,771	

QUALITY

	Quantity	Base Number	Contract	AT	Region	England
% of FP17s for the same patient ID Re-attending within 3 months - Children	145	989	14.7%	11.3%	12.0%	12.4%
% of FP17s for the same patient ID Re-attending within 3 months - Adults	619	3,122	19.8%	15.2%	15.9%	16.7%
% of FP17s for the same patient ID Re-attending between 3 & 9 months - Children	473	989	47.8%	58.7%	58.6%	57.4%
% of FP17s for the same patient ID Re-attending between 3 & 9 months - Adults	1,370	3,122	43.9%	50.0%	51.6%	50.5%
% of FP17s for Band 1 Urgent Courses	415	3,427	12.1%	9.7%	8.0%	9.1%
% of FP17s Relating to Free Repair or Replacements	8	3,427	0.2%	0.9%	0.8%	0.8%
% of FP17s Relating to Continuations	28	3,427	0.8%	1.3%	1.3%	1.3%
% of Patients satisfied with the dentistry they have received	5	5	N/A	91.2%	93.1%	93.2%
% of Patients satisfied with the time they had to wait for an appointment	4	5	N/A	85.6%	89.1%	89.0%

* This is based on patients treated on this contract for their most recent course of treatment. Figures in italics indicate the base number of FP17s or Patient Questionnaire responses are less than 100. N/A is shown where the base number of responses is less than 10 during the period. % is calculated as Quantity/Base number*100

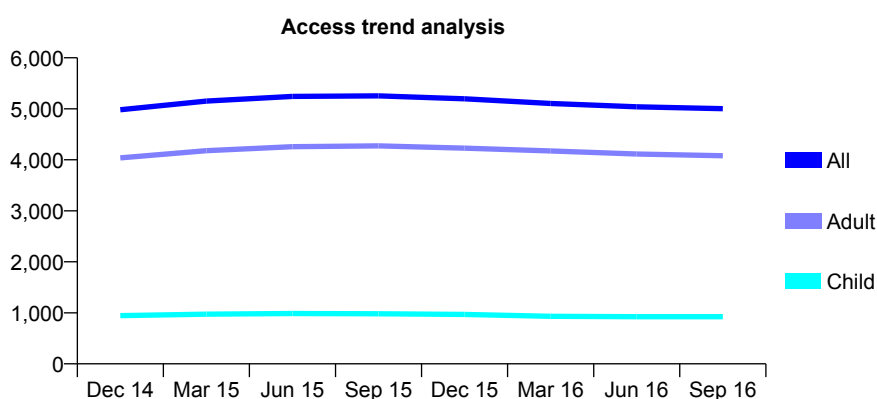
Q56 - Vital Signs At a Glance Contract Report for 128767/0001 - September 2016

Name or company name	Hejazifar, Namazy, and Namazy
Contract type name	GDS Contract
Purpose of contract	General
Contract start date	01/04/2013
Contract end date	

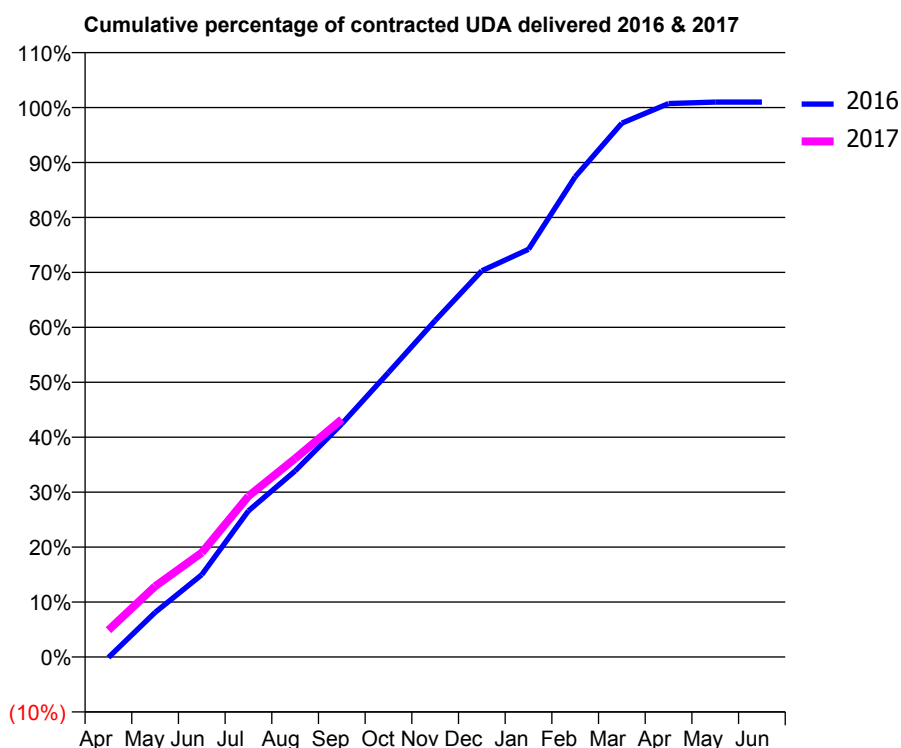
16/17 Contracted general activity (UDA)	14,333
Carry forward general activity (UDA)	-142
16/17 Contracted orthodontic activity (UOA)	0
Carry forward orthodontic activity (UOA)	0
Baseline contract value	£344,475.70

ACCESS*

Patients seen in 24 months	Total	Change since previous quarter
Quarter ending September 2015	5,254	
Quarter ending December 2015	5,197	↓
Quarter ending March 2016	5,105	↓
Quarter ending June 2016	5,039	↓
Quarter ending September 2016	5,003	→
Variance since September 2015	(4.8%)	↓



ACTIVITY



Adjusted Scheduled Activity (UDA)		
Month	2016	2017
April	-16	701
May	1,164	1,844
June	2,146	2,722
July	3,813	4,197
August	4,854	5,179
September	6,080	6,199
October	7,422	
November	8,776	
December	10,076	
January	10,634	
February	12,525	
March	13,923	
April	14,437	
May	14,475	
June	14,475	

QUALITY

	Quantity	Base Number	Contract	AT	Region	England
% of FP17s for the same patient ID Re-attending within 3 months - Children	44	732	6.0%	11.3%	12.0%	12.4%
% of FP17s for the same patient ID Re-attending within 3 months - Adults	425	2,777	15.3%	15.2%	15.9%	16.7%
% of FP17s for the same patient ID Re-attending between 3 & 9 months - Children	513	732	70.1%	58.7%	58.6%	57.4%
% of FP17s for the same patient ID Re-attending between 3 & 9 months - Adults	1,468	2,777	52.9%	50.0%	51.6%	50.5%
% of FP17s for Band 1 Urgent Courses	306	3,246	9.4%	9.7%	8.0%	9.1%
% of FP17s Relating to Free Repair or Replacements	28	3,246	0.9%	0.9%	0.8%	0.8%
% of FP17s Relating to Continuations	22	3,246	0.7%	1.3%	1.3%	1.3%
% of Patients satisfied with the dentistry they have received	2	2	N/A	91.2%	93.1%	93.2%
% of Patients satisfied with the time they had to wait for an appointment	2	2	N/A	85.6%	89.1%	89.0%

* This is based on patients treated on this contract for their most recent course of treatment. Figures in italics indicate the base number of FP17s or Patient Questionnaire responses are less than 100. N/A is shown where the base number of responses is less than 10 during the period. % is calculated as Quantity/Base number*100

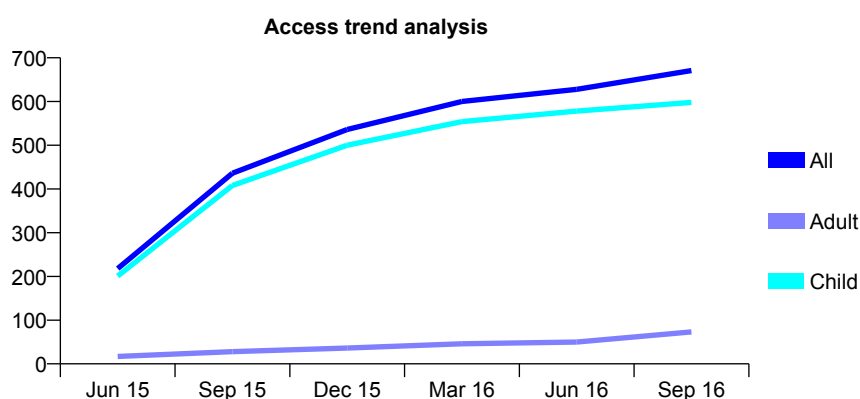
Q56 - Vital Signs At a Glance Contract Report for 128953/0002 - September 2016

Name or company name	Cathedral Dental Practice Ltd
Contract type name	GDS Contract
Purpose of contract	General
Contract start date	01/04/2015
Contract end date	

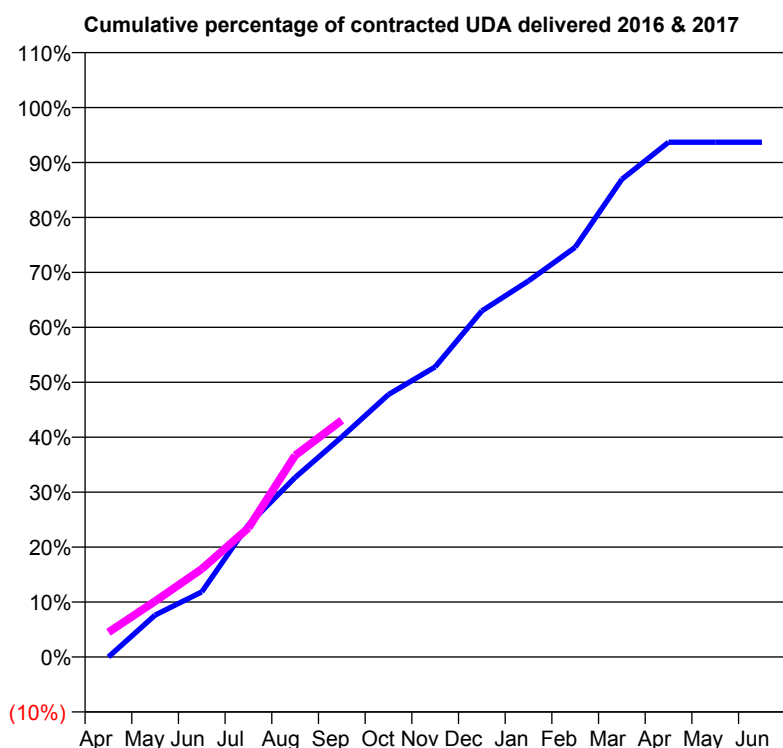
16/17 Contracted general activity (UDA)	1,610
Carry forward general activity (UDA)	0
16/17 Contracted orthodontic activity (UOA)	0
Carry forward orthodontic activity (UOA)	0
Baseline contract value	£35,882.33

ACCESS*

Patients seen in 24 months	Total	Change since previous quarter
Quarter ending September 2015	436	
Quarter ending December 2015	536	↑
Quarter ending March 2016	600	↑
Quarter ending June 2016	628	↑
Quarter ending September 2016	671	↑
Variance since September 2015	53.9%	↑



ACTIVITY



Adjusted Scheduled Activity (UDA)		
Month	2016	2017
April	0	72
May	122	164
June	190	258
July	386	378
August	523	590
September	642	694
October	765	
November	846	
December	1,009	
January	1,096	
February	1,194	
March	1,393	
April	1,501	
May	1,501	
June	1,501	

QUALITY

	Quantity	Base Number	Contract	AT	Region	England
% of FP17s for the same patient ID Re-attending within 3 months - Children	21	500	4.2%	11.3%	12.0%	12.4%
% of FP17s for the same patient ID Re-attending within 3 months - Adults	0	20	0.0%	15.2%	15.9%	16.7%
% of FP17s for the same patient ID Re-attending between 3 & 9 months - Children	324	500	64.8%	58.7%	58.6%	57.4%
% of FP17s for the same patient ID Re-attending between 3 & 9 months - Adults	14	20	70.0%	50.0%	51.6%	50.5%
% of FP17s for Band 1 Urgent Courses	8	466	1.7%	9.7%	8.0%	9.1%
% of FP17s Relating to Free Repair or Replacements	0	466	0.0%	0.9%	0.8%	0.8%
% of FP17s Relating to Continuations	8	466	1.7%	1.3%	1.3%	1.3%
% of Patients satisfied with the dentistry they have received	0	0	N/A	91.2%	93.1%	93.2%
% of Patients satisfied with the time they had to wait for an appointment	0	0	N/A	85.6%	89.1%	89.0%

* This is based on patients treated on this contract for their most recent course of treatment. Figures in italics indicate the base number of FP17s or Patient Questionnaire responses are less than 100. N/A is shown where the base number of responses is less than 10 during the period. % is calculated as Quantity/Base number*100

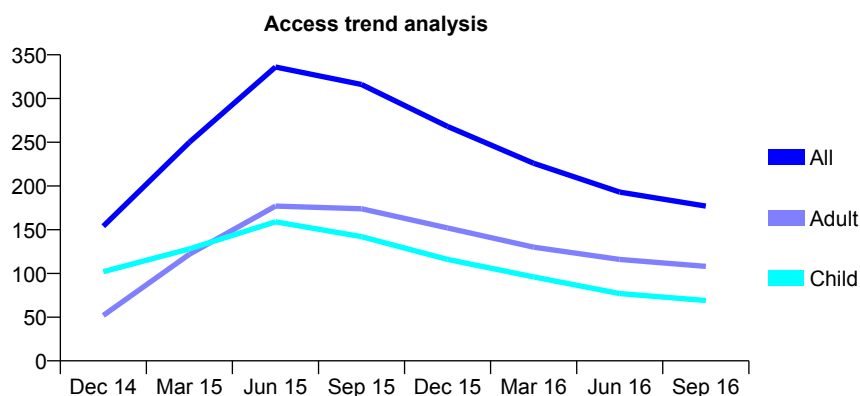
Q56 - Vital Signs At a Glance Contract Report for 131377/0001 - September 2016

Name or company name	Burleigh Street Dental Practice
Contract type name	GDS Contract
Purpose of contract	General
Contract start date	09/12/2013
Contract end date	

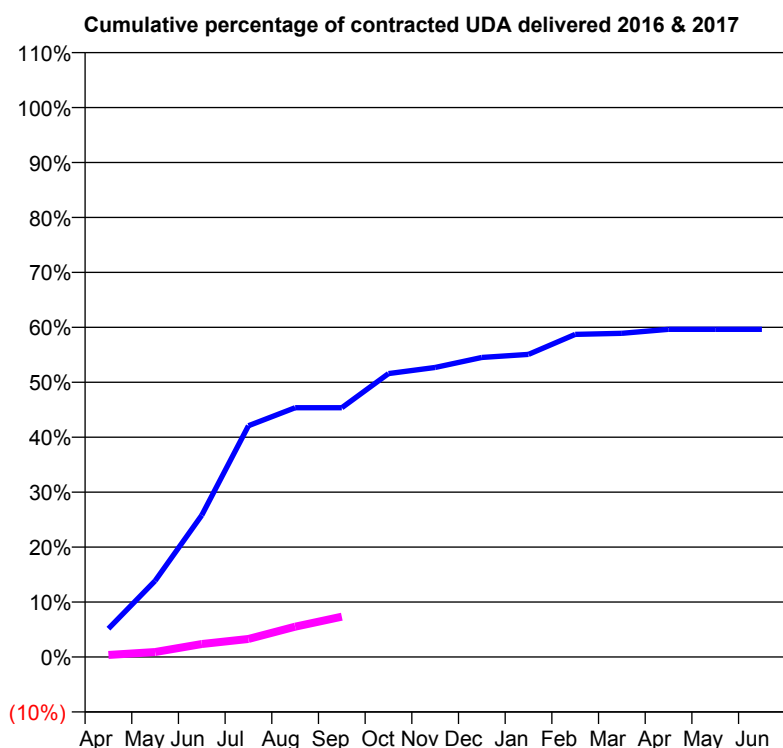
16/17 Contracted general activity (UDA)	547
Carry forward general activity (UDA)	0
16/17 Contracted orthodontic activity (UOA)	0
Carry forward orthodontic activity (UOA)	0
Baseline contract value	£12,768.58

ACCESS*

Patients seen in 24 months	Total	Change since previous quarter
Quarter ending September 2015	316	
Quarter ending December 2015	268	↓
Quarter ending March 2016	226	↓
Quarter ending June 2016	193	↓
Quarter ending September 2016	177	↓
Variance since September 2015	(44.0%)	↓



ACTIVITY



Month	Adjusted Scheduled Activity (UDA)	
	2016	2017
April	28	2
May	76	5
June	141	13
July	230	18
August	248	30
September	248	40
October	282	
November	288	
December	298	
January	301	
February	321	
March	322	
April	326	
May	326	
June	326	

QUALITY

	Quantity	Base Number	Contract	AT	Region	England
% of FP17s for the same patient ID Re-attending within 3 months - Children	0	30	0.0%	11.3%	12.0%	12.4%
% of FP17s for the same patient ID Re-attending within 3 months - Adults	0	10	0.0%	15.2%	15.9%	16.7%
% of FP17s for the same patient ID Re-attending between 3 & 9 months - Children	19	30	63.3%	58.7%	58.6%	57.4%
% of FP17s for the same patient ID Re-attending between 3 & 9 months - Adults	6	10	60.0%	50.0%	51.6%	50.5%
% of FP17s for Band 1 Urgent Courses	1	36	2.8%	9.7%	8.0%	9.1%
% of FP17s Relating to Free Repair or Replacements	0	36	0.0%	0.9%	0.8%	0.8%
% of FP17s Relating to Continuations	0	36	0.0%	1.3%	1.3%	1.3%
% of Patients satisfied with the dentistry they have received	0	0	N/A	91.2%	93.1%	93.2%
% of Patients satisfied with the time they had to wait for an appointment	0	0	N/A	85.6%	89.1%	89.0%

* This is based on patients treated on this contract for their most recent course of treatment. Figures in italics indicate the base number of FP17s or Patient Questionnaire responses are less than 100. N/A is shown where the base number of responses is less than 10 during the period. % is calculated as Quantity/Base number*100

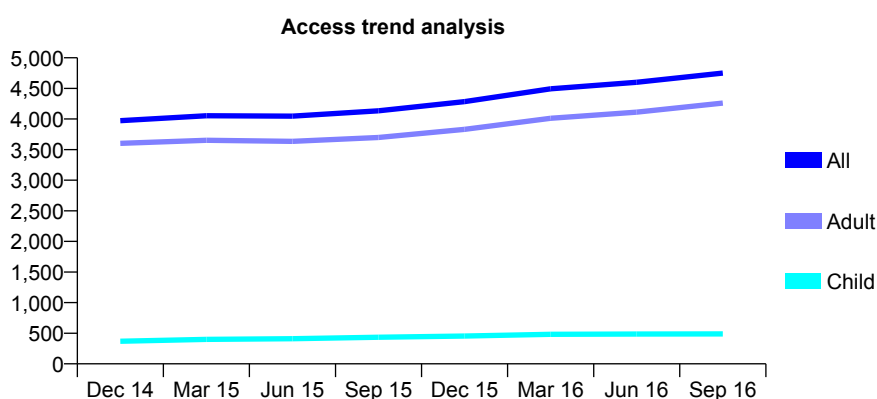
Q56 - Vital Signs At a Glance Contract Report for 132225/0001 - September 2016

Name or company name	Peterborough Dental Access Centre
Contract type name	PDS Contract
Purpose of contract	General
Contract start date	01/04/2006
Contract end date	31/03/2018

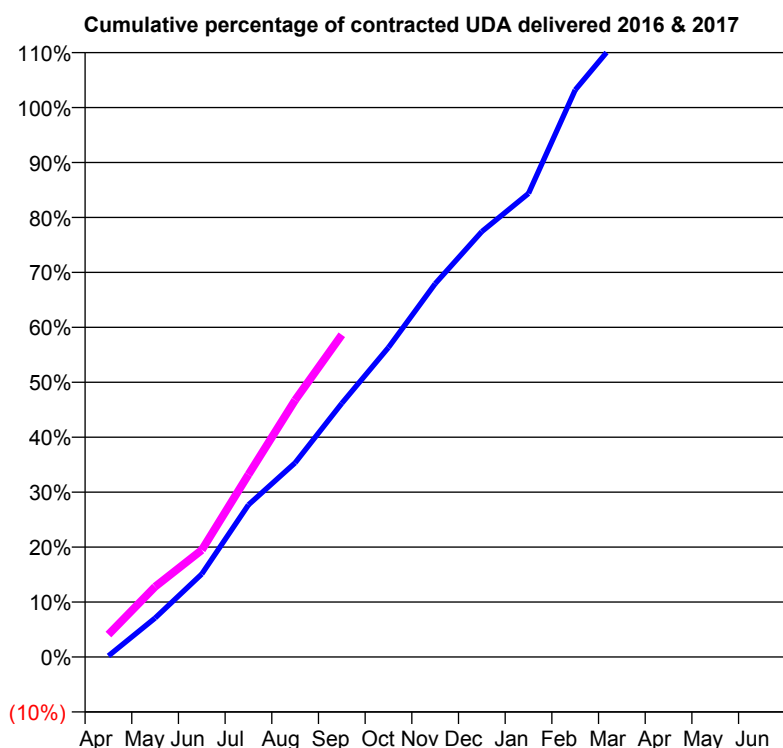
16/17 Contracted general activity (UDA)	4,000
Carry forward general activity (UDA)	0
16/17 Contracted orthodontic activity (UOA)	0
Carry forward orthodontic activity (UOA)	0
Baseline contract value	£190,374.45

ACCESS*

Patients seen in 24 months	Total	Change since previous quarter
Quarter ending September 2015	4,133	
Quarter ending December 2015	4,285	↑
Quarter ending March 2016	4,493	↑
Quarter ending June 2016	4,600	↑
Quarter ending September 2016	4,750	↑
Variance since September 2015	14.9%	↑



ACTIVITY



Adjusted Scheduled Activity (UDA)		
Month	2016	2017
April	8	164
May	284	512
June	604	779
July	1,108	1,328
August	1,414	1,870
September	1,847	2,345
October	2,253	
November	2,717	
December	3,097	
January	3,375	
February	4,128	
March	4,534	
April	4,668	
May	4,669	
June	4,669	

QUALITY

	Quantity	Base Number	Contract	AT	Region	England
% of FP17s for the same patient ID Re-attending within 3 months - Children	28	298	9.4%	11.3%	12.0%	12.4%
% of FP17s for the same patient ID Re-attending within 3 months - Adults	166	2,057	8.1%	15.2%	15.9%	16.7%
% of FP17s for the same patient ID Re-attending between 3 & 9 months - Children	22	298	7.4%	58.7%	58.6%	57.4%
% of FP17s for the same patient ID Re-attending between 3 & 9 months - Adults	119	2,057	5.8%	50.0%	51.6%	50.5%
% of FP17s for Band 1 Urgent Courses	1,882	1,908	98.6%	9.7%	8.0%	9.1%
% of FP17s Relating to Free Repair or Replacements	0	1,908	0.0%	0.9%	0.8%	0.8%
% of FP17s Relating to Continuations	0	1,908	0.0%	1.3%	1.3%	1.3%
% of Patients satisfied with the dentistry they have received	0	0	N/A	91.2%	93.1%	93.2%
% of Patients satisfied with the time they had to wait for an appointment	0	0	N/A	85.6%	89.1%	89.0%

* This is based on patients treated on this contract for their most recent course of treatment. Figures in italics indicate the base number of FP17s or Patient Questionnaire responses are less than 100. N/A is shown where the base number of responses is less than 10 during the period. % is calculated as Quantity/Base number*100

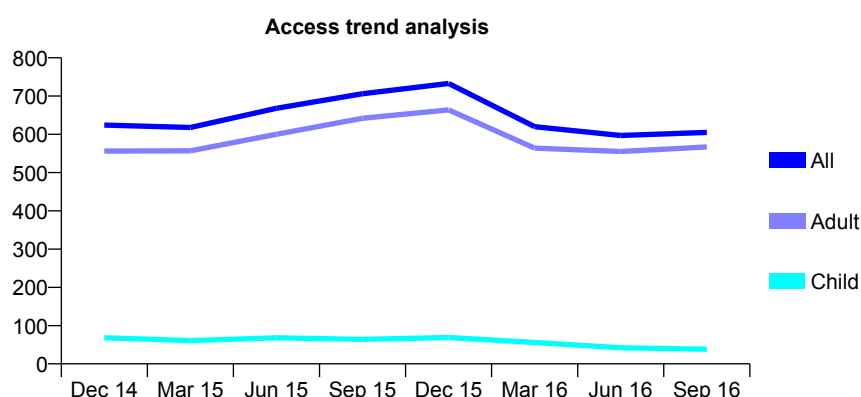
Q56 - Vital Signs At a Glance Contract Report for 132225/0002 - September 2016

Name or company name	Peterborough Dental Access Centre
Contract type name	PDS Contract
Purpose of contract	General
Contract start date	01/04/2011
Contract end date	31/03/2018

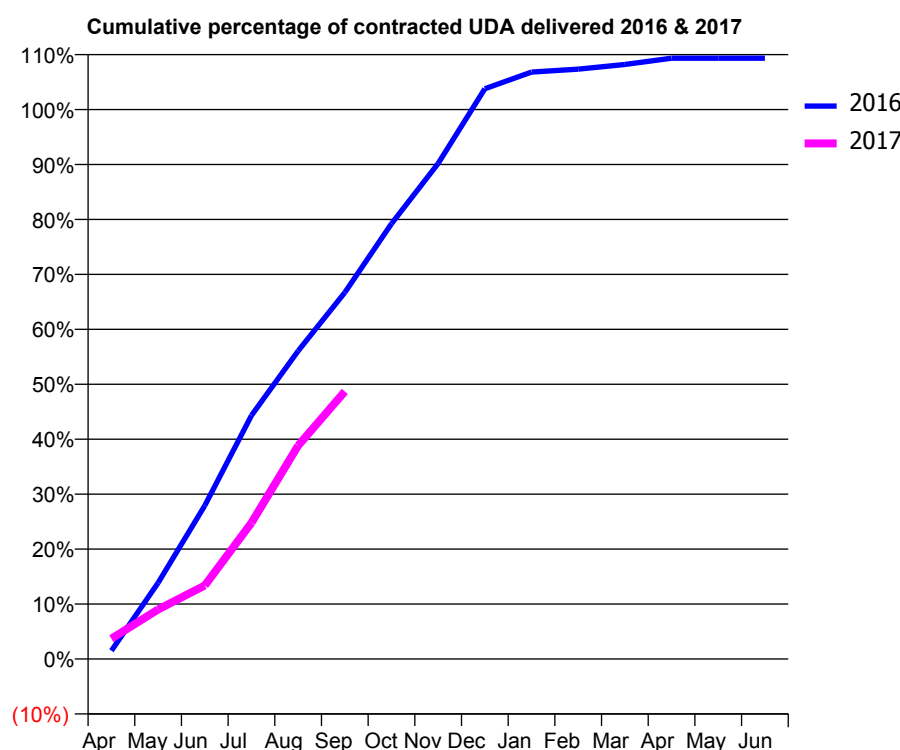
16/17 Contracted general activity (UDA)	632
Carry forward general activity (UDA)	0
16/17 Contracted orthodontic activity (UOA)	0
Carry forward orthodontic activity (UOA)	0
Baseline contract value	£36,763.43

ACCESS*

Patients seen in 24 months	Total	Change since previous quarter
Quarter ending September 2015	706	
Quarter ending December 2015	733	↑
Quarter ending March 2016	620	↓
Quarter ending June 2016	597	↓
Quarter ending September 2016	605	→
Variance since September 2015	(14.3%)	↓



ACTIVITY



Month	Adjusted Scheduled Activity (UDA)	
	2016	2017
April	10	23
May	88	57
June	176	85
July	280	157
August	354	245
September	422	308
October	501	
November	570	
December	656	
January	675	
February	678	
March	684	
April	691	
May	691	
June	691	

QUALITY

	Quantity	Base Number	Contract	AT	Region	England
% of FP17s for the same patient ID Re-attending within 3 months - Children	0	20	0.0%	11.3%	12.0%	12.4%
% of FP17s for the same patient ID Re-attending within 3 months - Adults	1	238	0.4%	15.2%	15.9%	16.7%
% of FP17s for the same patient ID Re-attending between 3 & 9 months - Children	0	20	0.0%	58.7%	58.6%	57.4%
% of FP17s for the same patient ID Re-attending between 3 & 9 months - Adults	0	238	0.0%	50.0%	51.6%	50.5%
% of FP17s for Band 1 Urgent Courses	249	252	98.8%	9.7%	8.0%	9.1%
% of FP17s Relating to Free Repair or Replacements	0	252	0.0%	0.9%	0.8%	0.8%
% of FP17s Relating to Continuations	0	252	0.0%	1.3%	1.3%	1.3%
% of Patients satisfied with the dentistry they have received	0	0	N/A	91.2%	93.1%	93.2%
% of Patients satisfied with the time they had to wait for an appointment	0	0	N/A	85.6%	89.1%	89.0%

* This is based on patients treated on this contract for their most recent course of treatment. Figures in italics indicate the base number of FP17s or Patient Questionnaire responses are less than 100. N/A is shown where the base number of responses is less than 10 during the period. % is calculated as Quantity/Base number*100

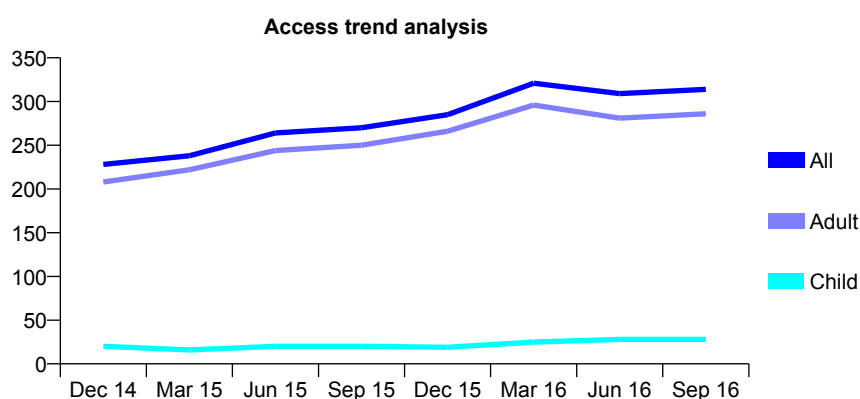
Q56 - Vital Signs At a Glance Contract Report for 132225/0003 - September 2016

Name or company name	Peterborough Dental Access Centre
Contract type name	PDS Contract
Purpose of contract	General
Contract start date	01/04/2011
Contract end date	31/03/2018

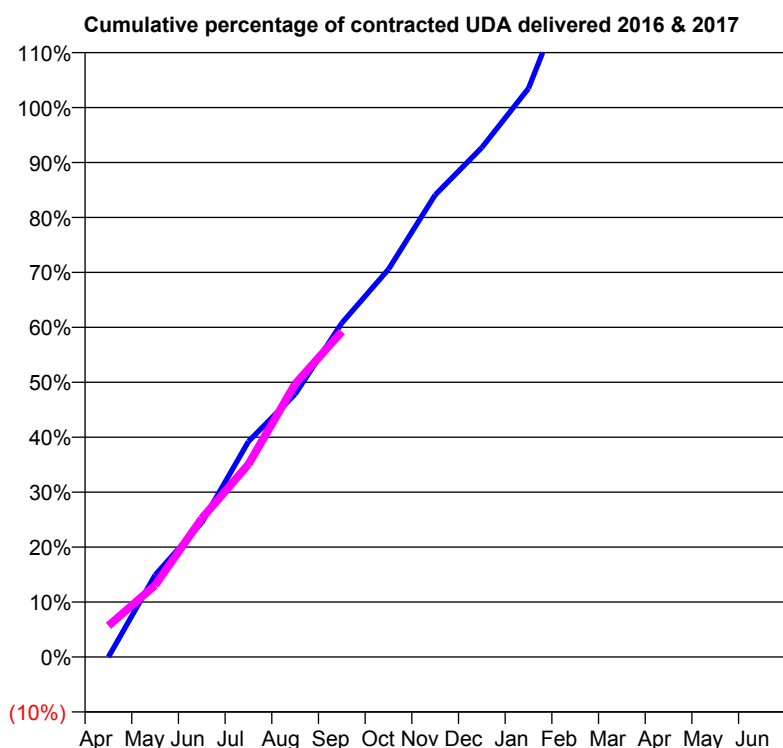
16/17 Contracted general activity (UDA)	390
Carry forward general activity (UDA)	0
16/17 Contracted orthodontic activity (UOA)	0
Carry forward orthodontic activity (UOA)	0
Baseline contract value	£34,372.11

ACCESS*

Patients seen in 24 months	Total	Change since previous quarter
Quarter ending September 2015	270	
Quarter ending December 2015	285	↑
Quarter ending March 2016	321	↑
Quarter ending June 2016	309	↓
Quarter ending September 2016	314	→
Variance since September 2015	16.3%	↑



ACTIVITY



Month	Adjusted Scheduled Activity (UDA)	
	2016	2017
April	0	22
May	58	51
June	95	98
July	153	137
August	187	194
September	237	231
October	275	
November	328	
December	362	
January	404	
February	488	
March	521	
April	569	
May	568	
June	568	

QUALITY

	Quantity	Base Number	Contract	AT	Region	England
% of FP17s for the same patient ID Re-attending within 3 months - Children	0	38	0.0%	11.3%	12.0%	12.4%
% of FP17s for the same patient ID Re-attending within 3 months - Adults	1	189	0.5%	15.2%	15.9%	16.7%
% of FP17s for the same patient ID Re-attending between 3 & 9 months - Children	0	38	0.0%	58.7%	58.6%	57.4%
% of FP17s for the same patient ID Re-attending between 3 & 9 months - Adults	0	189	0.0%	50.0%	51.6%	50.5%
% of FP17s for Band 1 Urgent Courses	185	188	98.4%	9.7%	8.0%	9.1%
% of FP17s Relating to Free Repair or Replacements	0	188	0.0%	0.9%	0.8%	0.8%
% of FP17s Relating to Continuations	0	188	0.0%	1.3%	1.3%	1.3%
% of Patients satisfied with the dentistry they have received	0	0	N/A	91.2%	93.1%	93.2%
% of Patients satisfied with the time they had to wait for an appointment	0	0	N/A	85.6%	89.1%	89.0%

* This is based on patients treated on this contract for their most recent course of treatment. Figures in italics indicate the base number of FP17s or Patient Questionnaire responses are less than 100. N/A is shown where the base number of responses is less than 10 during the period. % is calculated as Quantity/Base number*100

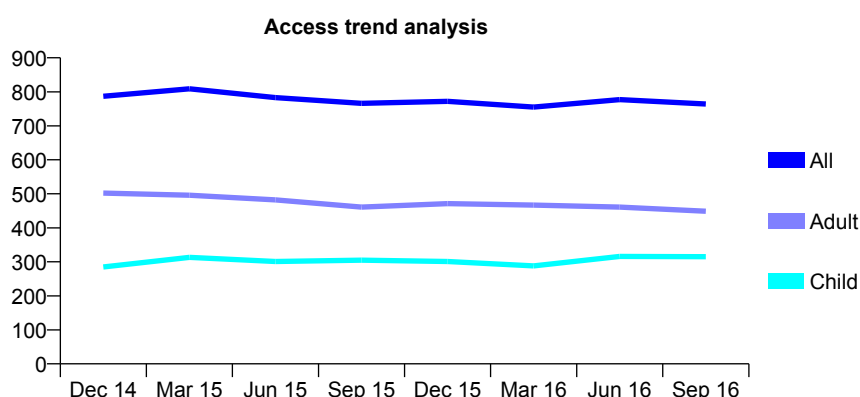
Q56 - Vital Signs At a Glance Contract Report for 132225/0004 - September 2016

Name or company name	Peterborough Dental Access Centre
Contract type name	PDS Contract
Purpose of contract	General
Contract start date	01/04/2011
Contract end date	31/03/2018

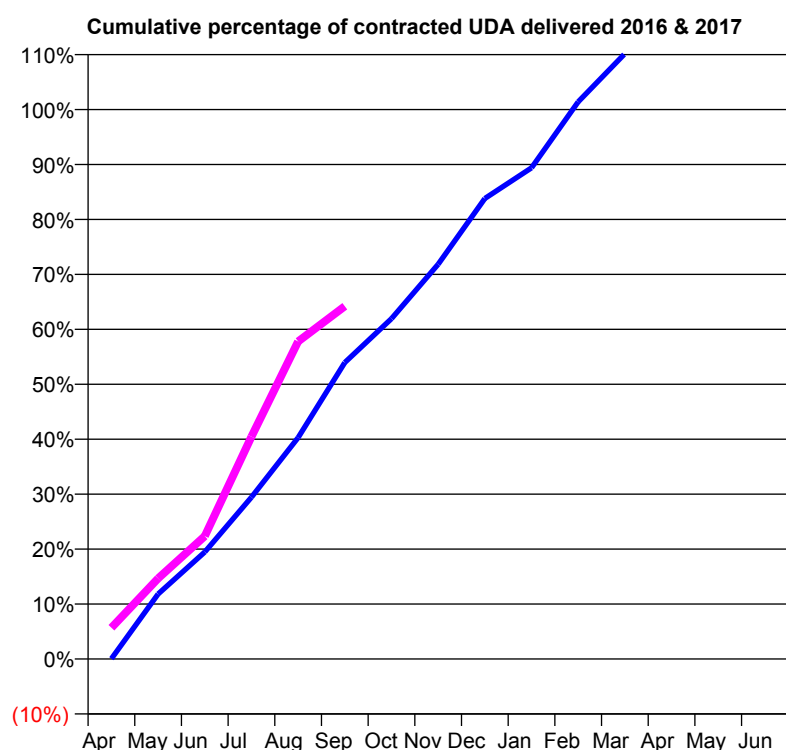
16/17 Contracted general activity (UDA)	1,475
Carry forward general activity (UDA)	0
16/17 Contracted orthodontic activity (UOA)	0
Carry forward orthodontic activity (UOA)	0
Baseline contract value	£109,200.90

ACCESS*

Patients seen in 24 months	Total	Change since previous quarter
Quarter ending September 2015	766	
Quarter ending December 2015	772	→
Quarter ending March 2016	755	↓
Quarter ending June 2016	777	↑
Quarter ending September 2016	764	↓
Variance since September 2015	(0.3%)	→



ACTIVITY



Adjusted Scheduled Activity (UDA)		
Month	2016	2017
April	1	84
May	175	216
June	287	330
July	434	597
August	594	852
September	796	947
October	914	
November	1,060	
December	1,236	
January	1,318	
February	1,496	
March	1,625	
April	1,661	
May	1,659	
June	1,659	

QUALITY

	Quantity	Base Number	Contract	AT	Region	England
% of FP17s for the same patient ID Re-attending within 3 months - Children	32	297	10.8%	11.3%	12.0%	12.4%
% of FP17s for the same patient ID Re-attending within 3 months - Adults	18	299	6.0%	15.2%	15.9%	16.7%
% of FP17s for the same patient ID Re-attending between 3 & 9 months - Children	82	297	27.6%	58.7%	58.6%	57.4%
% of FP17s for the same patient ID Re-attending between 3 & 9 months - Adults	136	299	45.5%	50.0%	51.6%	50.5%
% of FP17s for Band 1 Urgent Courses	30	574	5.2%	9.7%	8.0%	9.1%
% of FP17s Relating to Free Repair or Replacements	0	574	0.0%	0.9%	0.8%	0.8%
% of FP17s Relating to Continuations	0	574	0.0%	1.3%	1.3%	1.3%
% of Patients satisfied with the dentistry they have received	0	0	N/A	91.2%	93.1%	93.2%
% of Patients satisfied with the time they had to wait for an appointment	0	0	N/A	85.6%	89.1%	89.0%

* This is based on patients treated on this contract for their most recent course of treatment. Figures in italics indicate the base number of FP17s or Patient Questionnaire responses are less than 100. N/A is shown where the base number of responses is less than 10 during the period. % is calculated as Quantity/Base number*100

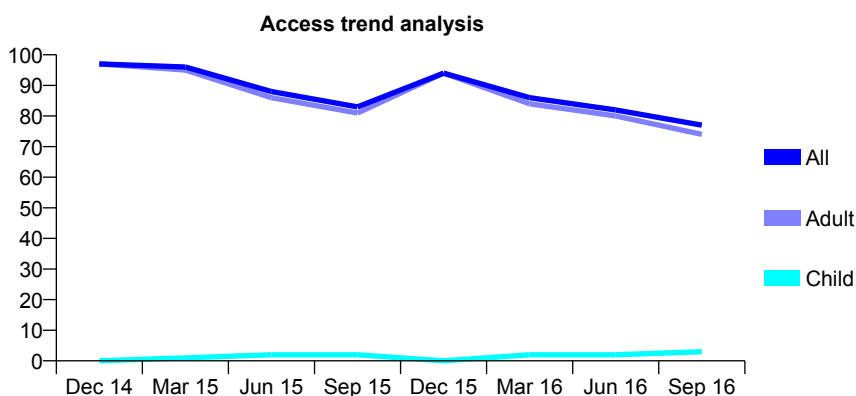
Q56 - Vital Signs At a Glance Contract Report for 132225/0005 - September 2016

Name or company name	Peterborough Dental Access Centre
Contract type name	PDS Contract
Purpose of contract	General
Contract start date	01/04/2011
Contract end date	31/03/2018

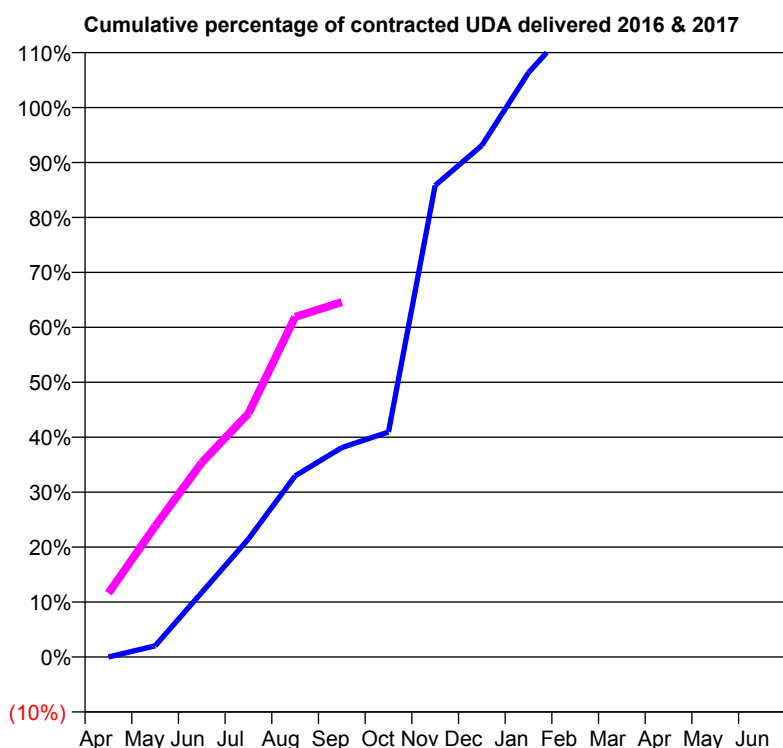
16/17 Contracted general activity (UDA)	148
Carry forward general activity (UDA)	0
16/17 Contracted orthodontic activity (UOA)	0
Carry forward orthodontic activity (UOA)	0
Baseline contract value	£13,011.03

ACCESS*

Patients seen in 24 months	Total	Change since previous quarter
Quarter ending September 2015	83	
Quarter ending December 2015	94	↑
Quarter ending March 2016	86	↓
Quarter ending June 2016	82	↓
Quarter ending September 2016	77	↓
Variance since September 2015	(7.2%)	↓



ACTIVITY



Month	Adjusted Scheduled Activity (UDA)	
	2016	2017
April	0	17
May	3	35
June	17	52
July	32	66
August	49	92
September	56	96
October	61	
November	127	
December	138	
January	157	
February	171	
March	180	
April	182	
May	182	
June	182	

QUALITY

	Quantity	Base Number	Contract	AT	Region	England
% of FP17s for the same patient ID Re-attending within 3 months - Children	0	2	0.0%	11.3%	12.0%	12.4%
% of FP17s for the same patient ID Re-attending within 3 months - Adults	7	35	20.0%	15.2%	15.9%	16.7%
% of FP17s for the same patient ID Re-attending between 3 & 9 months - Children	0	2	0.0%	58.7%	58.6%	57.4%
% of FP17s for the same patient ID Re-attending between 3 & 9 months - Adults	7	35	20.0%	50.0%	51.6%	50.5%
% of FP17s for Band 1 Urgent Courses	3	35	8.6%	9.7%	8.0%	9.1%
% of FP17s Relating to Free Repair or Replacements	0	35	0.0%	0.9%	0.8%	0.8%
% of FP17s Relating to Continuations	0	35	0.0%	1.3%	1.3%	1.3%
% of Patients satisfied with the dentistry they have received	0	0	N/A	91.2%	93.1%	93.2%
% of Patients satisfied with the time they had to wait for an appointment	0	0	N/A	85.6%	89.1%	89.0%

* This is based on patients treated on this contract for their most recent course of treatment. Figures in italics indicate the base number of FP17s or Patient Questionnaire responses are less than 100. N/A is shown where the base number of responses is less than 10 during the period. % is calculated as Quantity/Base number*100

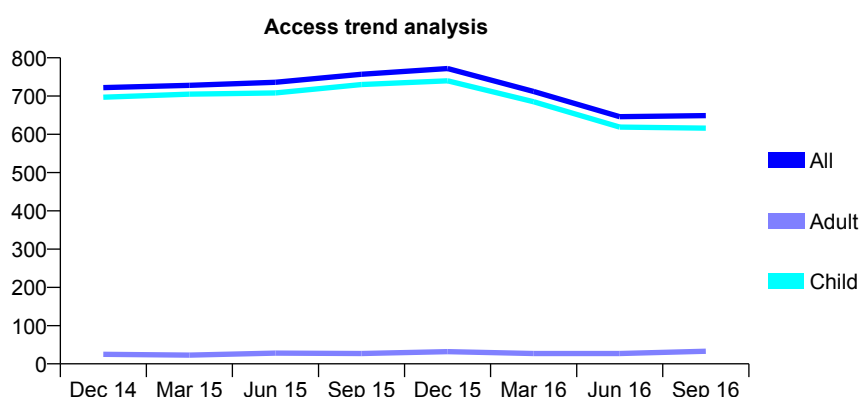
Q56 - Vital Signs At a Glance Contract Report for 132225/0006 - September 2016

Name or company name	Peterborough Dental Access Centre
Contract type name	PDS Contract
Purpose of contract	General
Contract start date	01/04/2011
Contract end date	31/03/2018

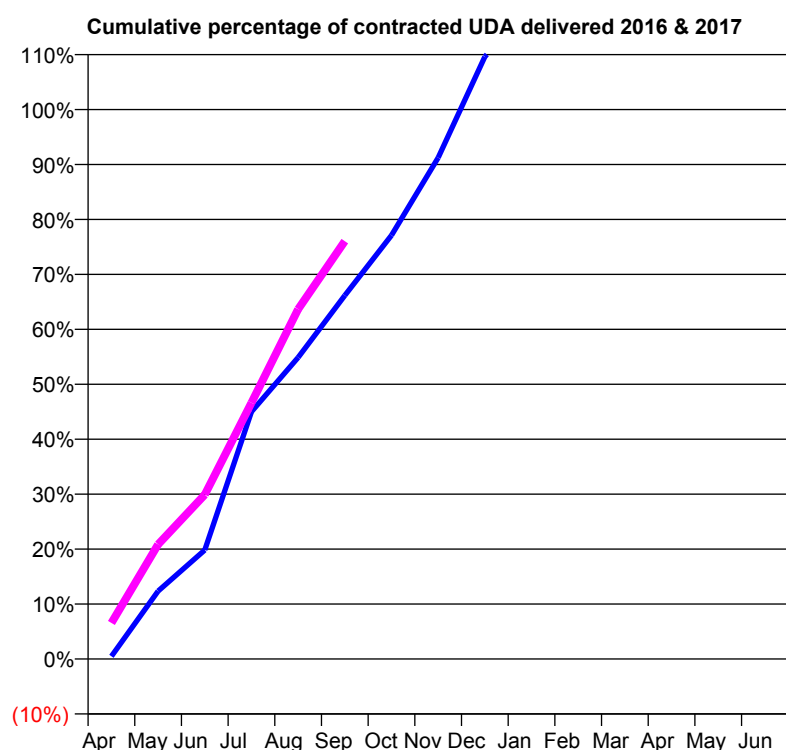
16/17 Contracted general activity (UDA)	1,416
Carry forward general activity (UDA)	0
16/17 Contracted orthodontic activity (UOA)	0
Carry forward orthodontic activity (UOA)	0
Baseline contract value	£602,152.27

ACCESS*

Patients seen in 24 months	Total	Change since previous quarter
Quarter ending September 2015	757	
Quarter ending December 2015	772	→
Quarter ending March 2016	712	↓
Quarter ending June 2016	646	↓
Quarter ending September 2016	649	→
Variance since September 2015	(14.3%)	↓



ACTIVITY



Adjusted Scheduled Activity (UDA)		
Month	2016	2017
April	7	93
May	175	295
June	281	423
July	637	660
August	777	902
September	937	1,077
October	1,092	
November	1,292	
December	1,552	
January	1,681	
February	1,998	
March	2,198	
April	2,237	
May	2,237	
June	2,237	

QUALITY

	Quantity	Base Number	Contract	AT	Region	England
% of FP17s for the same patient ID Re-attending within 3 months - Children	0	363	0.0%	11.3%	12.0%	12.4%
% of FP17s for the same patient ID Re-attending within 3 months - Adults	0	22	0.0%	15.2%	15.9%	16.7%
% of FP17s for the same patient ID Re-attending between 3 & 9 months - Children	1	363	0.3%	58.7%	58.6%	57.4%
% of FP17s for the same patient ID Re-attending between 3 & 9 months - Adults	1	22	4.5%	50.0%	51.6%	50.5%
% of FP17s for Band 1 Urgent Courses	3	372	0.8%	9.7%	8.0%	9.1%
% of FP17s Relating to Free Repair or Replacements	0	372	0.0%	0.9%	0.8%	0.8%
% of FP17s Relating to Continuations	0	372	0.0%	1.3%	1.3%	1.3%
% of Patients satisfied with the dentistry they have received	0	0	N/A	91.2%	93.1%	93.2%
% of Patients satisfied with the time they had to wait for an appointment	0	0	N/A	85.6%	89.1%	89.0%

* This is based on patients treated on this contract for their most recent course of treatment. Figures in italics indicate the base number of FP17s or Patient Questionnaire responses are less than 100. N/A is shown where the base number of responses is less than 10 during the period. % is calculated as Quantity/Base number*100

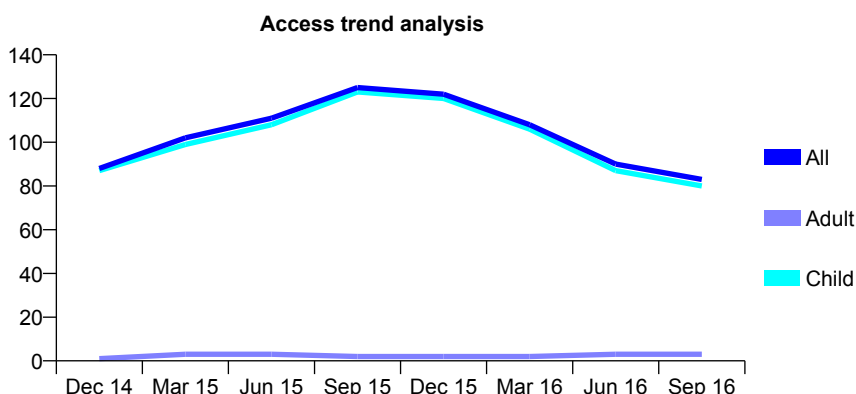
Q56 - Vital Signs At a Glance Contract Report for 132225/0007 - September 2016

Name or company name	Peterborough Dental Access Centre
Contract type name	PDS Contract
Purpose of contract	General
Contract start date	01/04/2011
Contract end date	31/03/2018

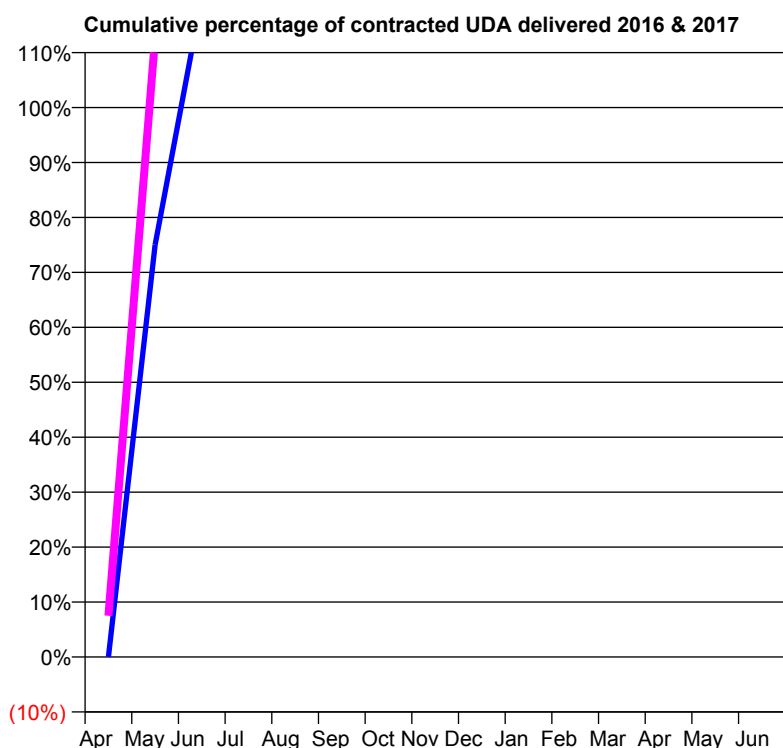
16/17 Contracted general activity (UDA)	40
Carry forward general activity (UDA)	0
16/17 Contracted orthodontic activity (UOA)	0
Carry forward orthodontic activity (UOA)	0
Baseline contract value	£13,428.29

ACCESS*

Patients seen in 24 months	Total	Change since previous quarter
Quarter ending September 2015	125	
Quarter ending December 2015	122	↓
Quarter ending March 2016	108	↓
Quarter ending June 2016	90	↓
Quarter ending September 2016	83	↓
Variance since September 2015	(33.6%)	↓



ACTIVITY



Month	Adjusted Scheduled Activity (UDA)	
	2016	2017
April	0	3
May	30	45
June	48	54
July	117	75
August	156	100
September	171	112
October	202	
November	220	
December	245	
January	280	
February	302	
March	305	
April	329	
May	329	
June	329	

QUALITY

	Quantity	Base Number	Contract	AT	Region	England
% of FP17s for the same patient ID Re-attending within 3 months - Children	0	45	0.0%	11.3%	12.0%	12.4%
% of FP17s for the same patient ID Re-attending within 3 months - Adults	0	1	0.0%	15.2%	15.9%	16.7%
% of FP17s for the same patient ID Re-attending between 3 & 9 months - Children	1	45	2.2%	58.7%	58.6%	57.4%
% of FP17s for the same patient ID Re-attending between 3 & 9 months - Adults	0	1	0.0%	50.0%	51.6%	50.5%
% of FP17s for Band 1 Urgent Courses	1	38	2.6%	9.7%	8.0%	9.1%
% of FP17s Relating to Free Repair or Replacements	0	38	0.0%	0.9%	0.8%	0.8%
% of FP17s Relating to Continuations	0	38	0.0%	1.3%	1.3%	1.3%
% of Patients satisfied with the dentistry they have received	0	0	N/A	91.2%	93.1%	93.2%
% of Patients satisfied with the time they had to wait for an appointment	0	0	N/A	85.6%	89.1%	89.0%

* This is based on patients treated on this contract for their most recent course of treatment. Figures in italics indicate the base number of FP17s or Patient Questionnaire responses are less than 100. N/A is shown where the base number of responses is less than 10 during the period. % is calculated as Quantity/Base number*100

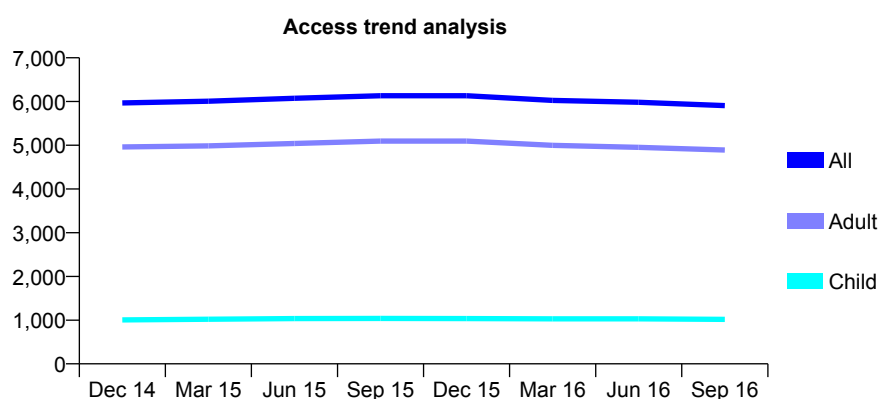
Q56 - Vital Signs At a Glance Contract Report for 132322/0001 - September 2016

Name or company name	Orford Hill Limited
Contract type name	GDS Contract
Purpose of contract	General
Contract start date	01/12/2012
Contract end date	

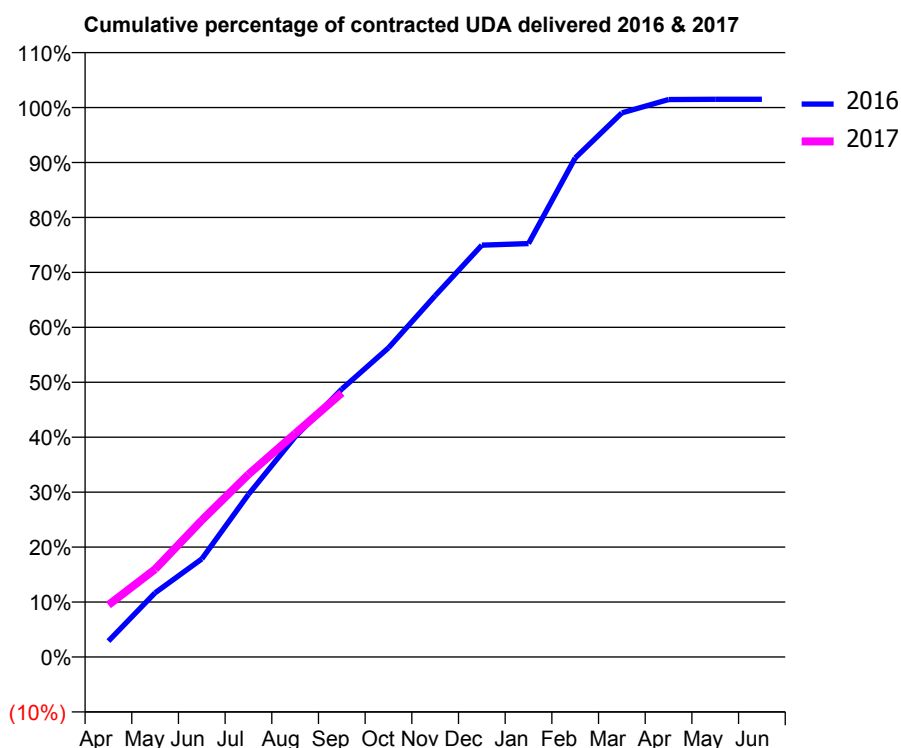
16/17 Contracted general activity (UDA)	16,000
Carry forward general activity (UDA)	-240
16/17 Contracted orthodontic activity (UOA)	0
Carry forward orthodontic activity (UOA)	0
Baseline contract value	£415,876.03

ACCESS*

Patients seen in 24 months	Total	Change since previous quarter
Quarter ending September 2015	6,132	
Quarter ending December 2015	6,131	→
Quarter ending March 2016	6,026	↓
Quarter ending June 2016	5,982	→
Quarter ending September 2016	5,908	↓
Variance since September 2015	(3.7%)	↓



ACTIVITY



Adjusted Scheduled Activity (UDA)		
Month	2016	2017
April	465	1,515
May	1,868	2,557
June	2,857	3,983
July	4,733	5,316
August	6,411	6,507
September	7,802	7,689
October	9,002	
November	10,521	
December	11,991	
January	12,039	
February	14,531	
March	15,842	
April	16,232	
May	16,239	
June	16,240	

QUALITY

	Quantity	Base Number	Contract	AT	Region	England
% of FP17s for the same patient ID Re-attending within 3 months - Children	68	867	7.8%	11.3%	12.0%	12.4%
% of FP17s for the same patient ID Re-attending within 3 months - Adults	670	3,736	17.9%	15.2%	15.9%	16.7%
% of FP17s for the same patient ID Re-attending between 3 & 9 months - Children	536	867	61.8%	58.7%	58.6%	57.4%
% of FP17s for the same patient ID Re-attending between 3 & 9 months - Adults	2,020	3,736	54.1%	50.0%	51.6%	50.5%
% of FP17s for Band 1 Urgent Courses	339	4,376	7.7%	9.7%	8.0%	9.1%
% of FP17s Relating to Free Repair or Replacements	66	4,376	1.5%	0.9%	0.8%	0.8%
% of FP17s Relating to Continuations	56	4,376	1.3%	1.3%	1.3%	1.3%
% of Patients satisfied with the dentistry they have received	9	9	N/A	91.2%	93.1%	93.2%
% of Patients satisfied with the time they had to wait for an appointment	8	9	N/A	85.6%	89.1%	89.0%

* This is based on patients treated on this contract for their most recent course of treatment. Figures in italics indicate the base number of FP17s or Patient Questionnaire responses are less than 100. N/A is shown where the base number of responses is less than 10 during the period. % is calculated as Quantity/Base number*100

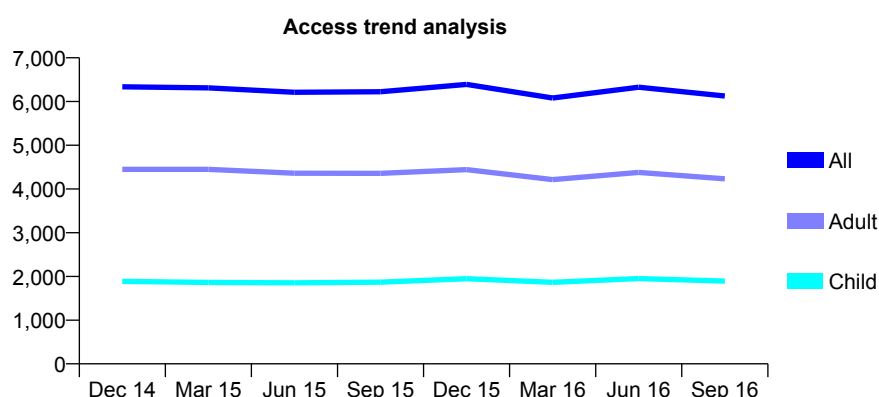
Q56 - Vital Signs At a Glance Contract Report for 132454/0001 - September 2016

Name or company name	1A Bretton
Contract type name	PDS Plus Contract
Purpose of contract	General
Contract start date	04/05/2010
Contract end date	31/03/2018

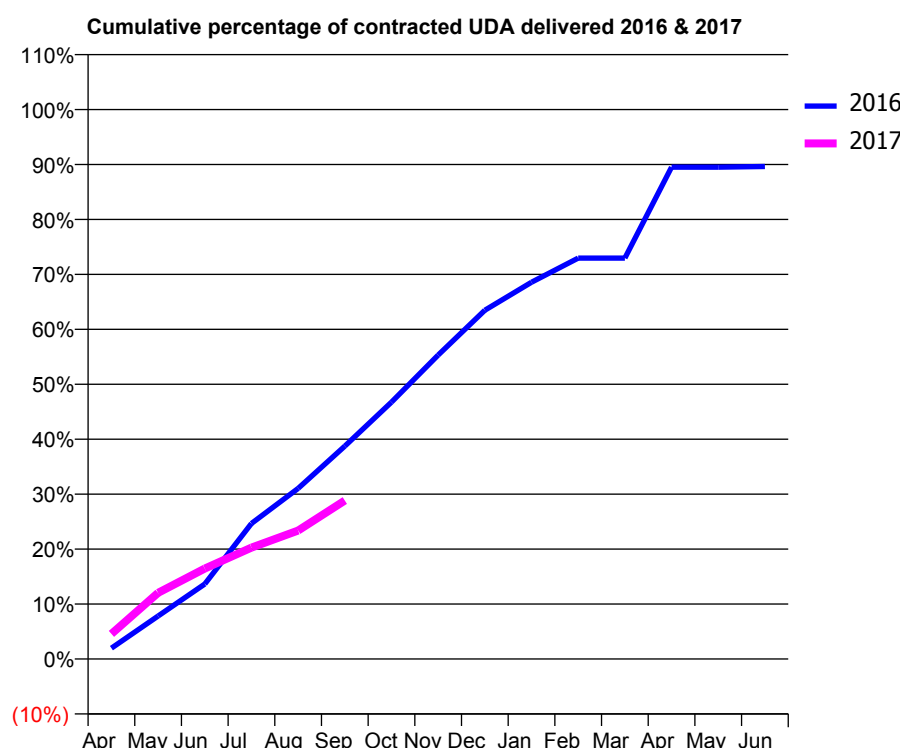
16/17 Contracted general activity (UDA)	21,058
Carry forward general activity (UDA)	0
16/17 Contracted orthodontic activity (UOA)	0
Carry forward orthodontic activity (UOA)	0
Baseline contract value	£516,473.43

ACCESS*

Patients seen in 24 months	Total	Change since previous quarter
Quarter ending September 2015	6,225	
Quarter ending December 2015	6,390	↑
Quarter ending March 2016	6,079	↓
Quarter ending June 2016	6,328	↑
Quarter ending September 2016	6,127	↓
Variance since September 2015	(1.6%)	↓



ACTIVITY



Adjusted Scheduled Activity (UDA)		
Month	2016	2017
April	413	966
May	1,642	2,536
June	2,868	3,468
July	5,178	4,268
August	6,520	4,922
September	8,138	6,072
October	9,820	
November	11,617	
December	13,328	
January	14,401	
February	15,321	
March	15,321	
April	18,795	
May	18,799	
June	18,823	

QUALITY

	Quantity	Base Number	Contract	AT	Region	England
% of FP17s for the same patient ID Re-attending within 3 months - Children	137	1,320	10.4%	11.3%	12.0%	12.4%
% of FP17s for the same patient ID Re-attending within 3 months - Adults	410	2,664	15.4%	15.2%	15.9%	16.7%
% of FP17s for the same patient ID Re-attending between 3 & 9 months - Children	743	1,320	56.3%	58.7%	58.6%	57.4%
% of FP17s for the same patient ID Re-attending between 3 & 9 months - Adults	1,033	2,664	38.8%	50.0%	51.6%	50.5%
% of FP17s for Band 1 Urgent Courses	250	2,474	10.1%	9.7%	8.0%	9.1%
% of FP17s Relating to Free Repair or Replacements	2	2,474	0.1%	0.9%	0.8%	0.8%
% of FP17s Relating to Continuations	52	2,474	2.1%	1.3%	1.3%	1.3%
% of Patients satisfied with the dentistry they have received	10	12	83.3%	91.2%	93.1%	93.2%
% of Patients satisfied with the time they had to wait for an appointment	10	12	83.3%	85.6%	89.1%	89.0%

* This is based on patients treated on this contract for their most recent course of treatment. Figures in italics indicate the base number of FP17s or Patient Questionnaire responses are less than 100. N/A is shown where the base number of responses is less than 10 during the period. % is calculated as Quantity/Base number*100

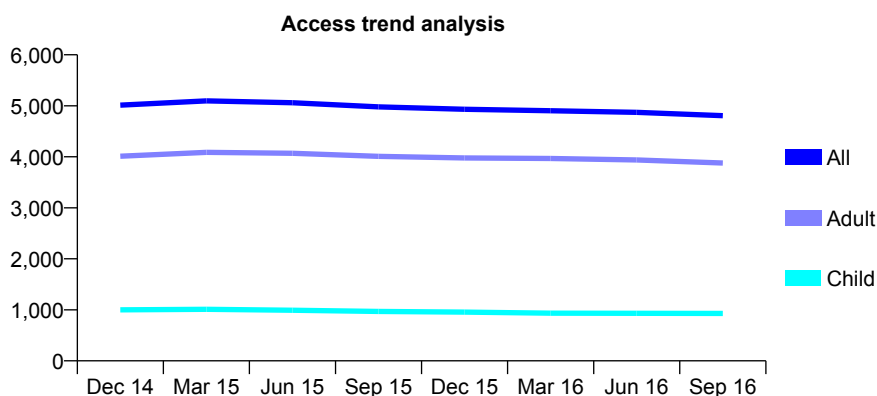
Q56 - Vital Signs At a Glance Contract Report for 133582/0001 - September 2016

Name or company name	Dr Horan & Dr Simkiene
Contract type name	GDS Contract
Purpose of contract	General and Orthodontic
Contract start date	01/05/2013
Contract end date	

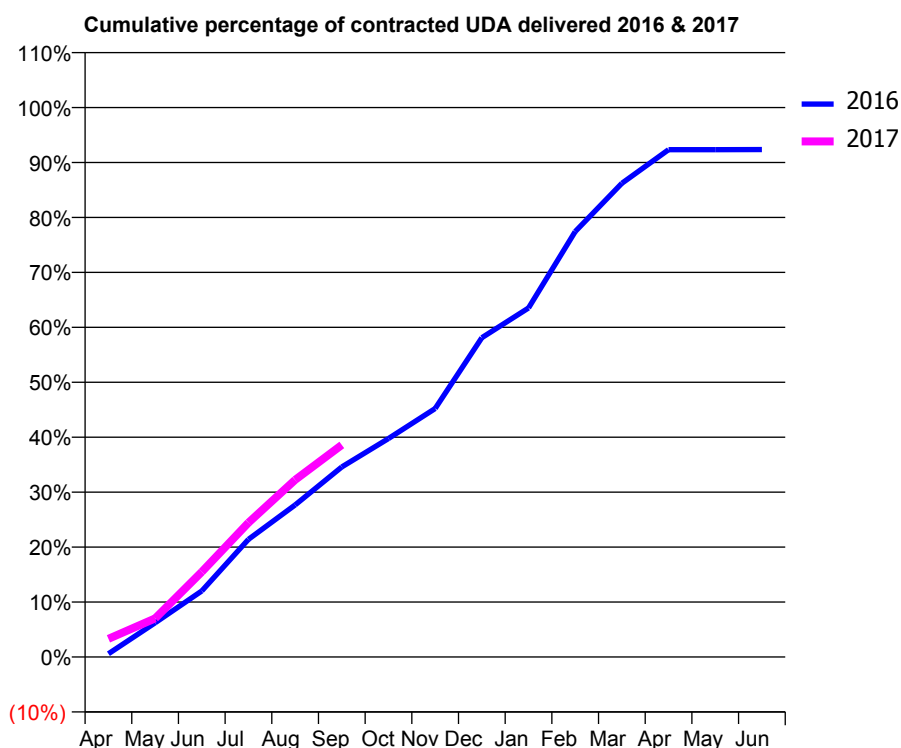
16/17 Contracted general activity (UDA)	15,998
Carry forward general activity (UDA)	0
16/17 Contracted orthodontic activity (UOA)	4,054
Carry forward orthodontic activity (UOA)	0
Baseline contract value	£596,575.70

ACCESS*

Patients seen in 24 months	Total	Change since previous quarter
Quarter ending September 2015	4,978	
Quarter ending December 2015	4,933	→
Quarter ending March 2016	4,902	→
Quarter ending June 2016	4,871	→
Quarter ending September 2016	4,807	↓
Variance since September 2015	(3.4%)	↓



ACTIVITY



Adjusted Scheduled Activity (UDA)		
Month	2016	2017
April	96	528
May	996	1,124
June	1,923	2,480
July	3,426	3,912
August	4,427	5,158
September	5,533	6,174
October	6,362	
November	7,235	
December	9,296	
January	10,162	
February	12,387	
March	13,791	
April	14,770	
May	14,770	
June	14,772	

QUALITY

	Quantity	Base Number	Contract	AT	Region	England
% of FP17s for the same patient ID Re-attending within 3 months - Children	151	922	16.4%	11.3%	12.0%	12.4%
% of FP17s for the same patient ID Re-attending within 3 months - Adults	471	3,021	15.6%	15.2%	15.9%	16.7%
% of FP17s for the same patient ID Re-attending between 3 & 9 months - Children	271	922	29.4%	58.7%	58.6%	57.4%
% of FP17s for the same patient ID Re-attending between 3 & 9 months - Adults	1,746	3,021	57.8%	50.0%	51.6%	50.5%
% of FP17s for Band 1 Urgent Courses	113	3,167	3.6%	9.7%	8.0%	9.1%
% of FP17s Relating to Free Repair or Replacements	18	3,167	0.6%	0.9%	0.8%	0.8%
% of FP17s Relating to Continuations	57	3,167	1.8%	1.3%	1.3%	1.3%
% of Patients satisfied with the dentistry they have received	6	7	N/A	91.2%	93.1%	93.2%
% of Patients satisfied with the time they had to wait for an appointment	6	7	N/A	85.6%	89.1%	89.0%

* This is based on patients treated on this contract for their most recent course of treatment. Figures in italics indicate the base number of FP17s or Patient Questionnaire responses are less than 100. N/A is shown where the base number of responses is less than 10 during the period. % is calculated as Quantity/Base number*100

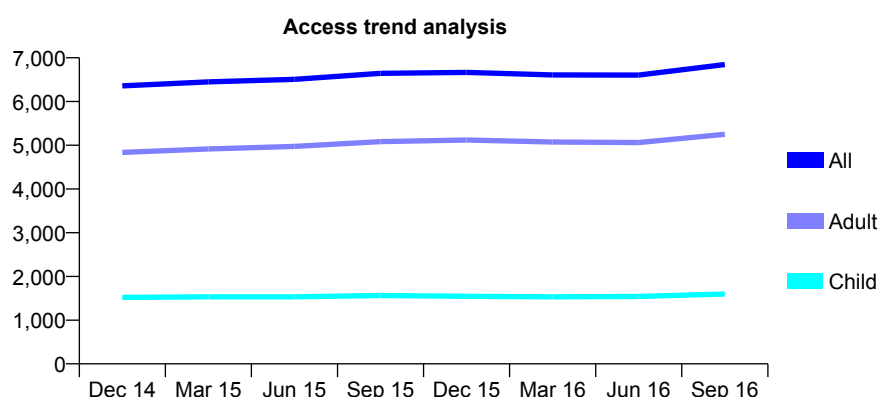
Q56 - Vital Signs At a Glance Contract Report for 134066/0001 - September 2016

Name or company name	Berners Dental Practice Ltd
Contract type name	GDS Contract
Purpose of contract	General
Contract start date	01/04/2008
Contract end date	

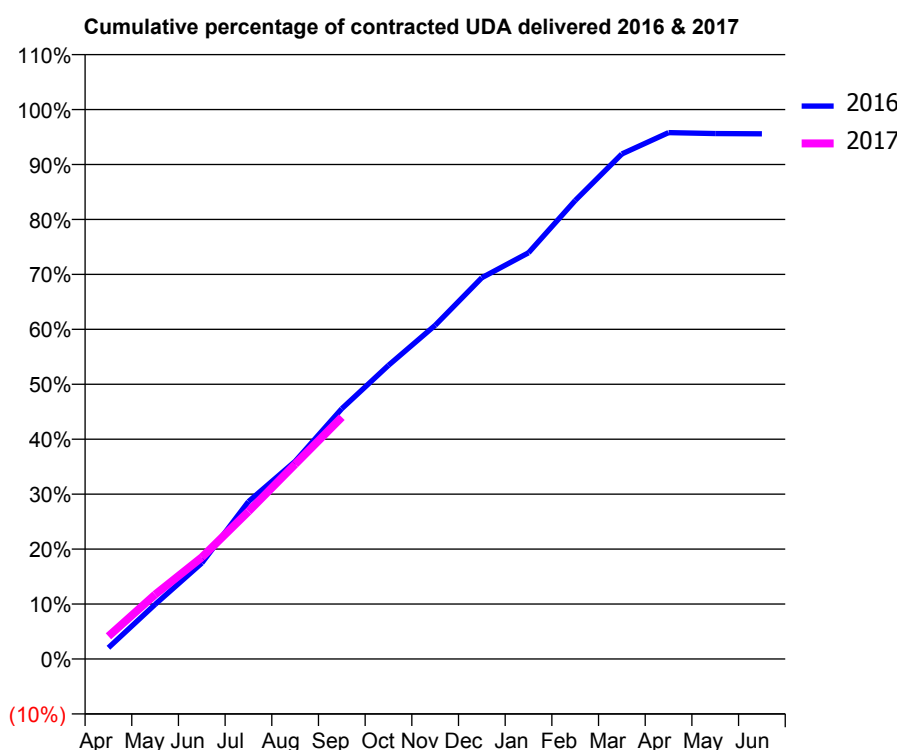
16/17 Contracted general activity (UDA)	16,932
Carry forward general activity (UDA)	0
16/17 Contracted orthodontic activity (UOA)	0
Carry forward orthodontic activity (UOA)	0
Baseline contract value	£359,948.65

ACCESS*

Patients seen in 24 months	Total	Change since previous quarter
Quarter ending September 2015	6,646	
Quarter ending December 2015	6,665	→
Quarter ending March 2016	6,608	→
Quarter ending June 2016	6,605	→
Quarter ending September 2016	6,847	↑
Variance since September 2015	3.0%	↑



ACTIVITY



Adjusted Scheduled Activity (UDA)		
Month	2016	2017
April	347	701
May	1,682	1,987
June	2,956	3,135
July	4,851	4,546
August	6,093	6,002
September	7,715	7,452
October	9,048	
November	10,284	
December	11,750	
January	12,519	
February	14,128	
March	15,563	
April	16,222	
May	16,190	
June	16,183	

QUALITY

	Quantity	Base Number	Contract	AT	Region	England
% of FP17s for the same patient ID Re-attending within 3 months - Children	67	1,115	6.0%	11.3%	12.0%	12.4%
% of FP17s for the same patient ID Re-attending within 3 months - Adults	352	3,050	11.5%	15.2%	15.9%	16.7%
% of FP17s for the same patient ID Re-attending between 3 & 9 months - Children	612	1,115	54.9%	58.7%	58.6%	57.4%
% of FP17s for the same patient ID Re-attending between 3 & 9 months - Adults	1,242	3,050	40.7%	50.0%	51.6%	50.5%
% of FP17s for Band 1 Urgent Courses	452	3,809	11.9%	9.7%	8.0%	9.1%
% of FP17s Relating to Free Repair or Replacements	55	3,809	1.4%	0.9%	0.8%	0.8%
% of FP17s Relating to Continuations	14	3,809	0.4%	1.3%	1.3%	1.3%
% of Patients satisfied with the dentistry they have received	5	5	N/A	91.2%	93.1%	93.2%
% of Patients satisfied with the time they had to wait for an appointment	5	5	N/A	85.6%	89.1%	89.0%

* This is based on patients treated on this contract for their most recent course of treatment. Figures in italics indicate the base number of FP17s or Patient Questionnaire responses are less than 100. N/A is shown where the base number of responses is less than 10 during the period. % is calculated as Quantity/Base number*100

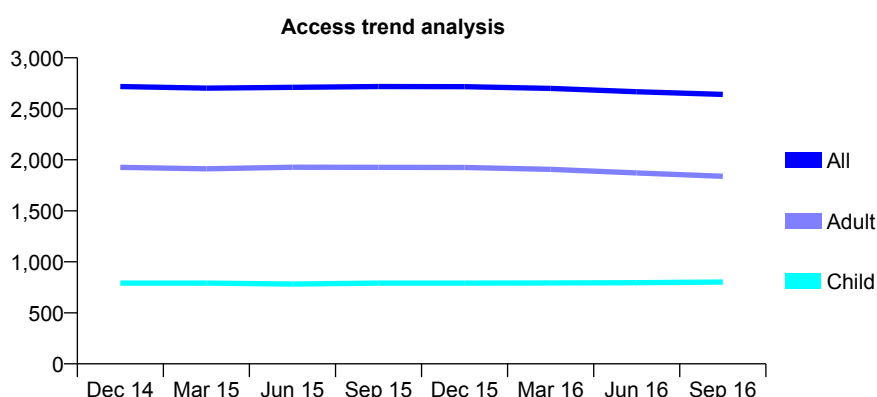
Q56 - Vital Signs At a Glance Contract Report for 135151/0001 - September 2016

Name or company name	Mr Gawain King and Mrs Antoinette King
Contract type name	GDS Contract
Purpose of contract	General
Contract start date	09/12/2010
Contract end date	

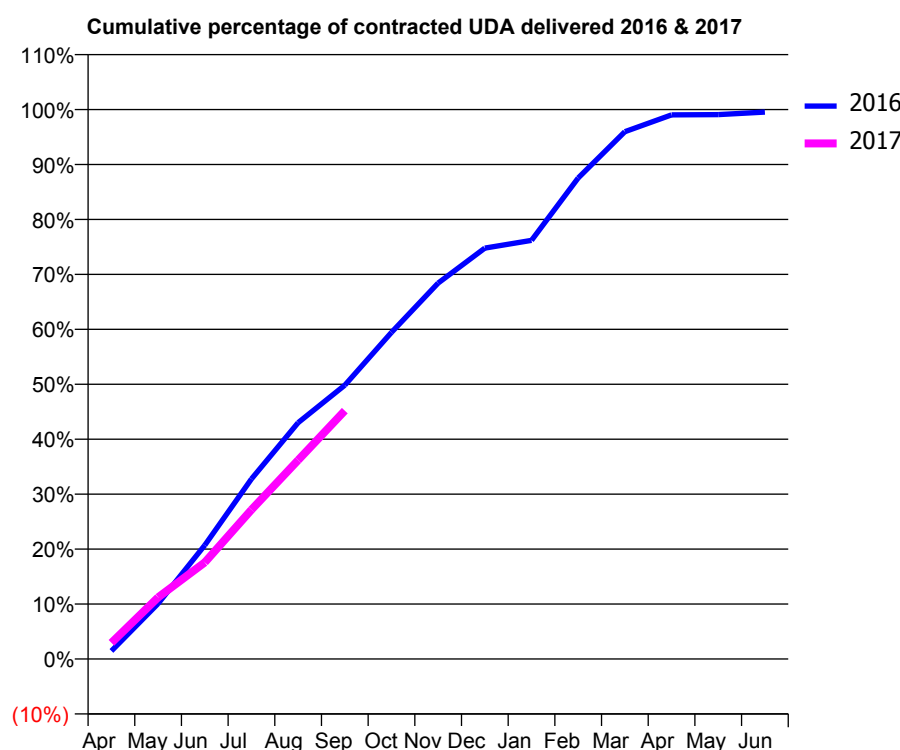
16/17 Contracted general activity (UDA)	7,500
Carry forward general activity (UDA)	36
16/17 Contracted orthodontic activity (UOA)	0
Carry forward orthodontic activity (UOA)	0
Baseline contract value	£199,298.28

ACCESS*

Patients seen in 24 months	Total	Change since previous quarter
Quarter ending September 2015	2,718	
Quarter ending December 2015	2,717	→
Quarter ending March 2016	2,700	→
Quarter ending June 2016	2,667	↓
Quarter ending September 2016	2,641	→
Variance since September 2015	(2.8%)	↓



ACTIVITY



Adjusted Scheduled Activity (UDA)		
Month	2016	2017
April	110	221
May	756	841
June	1,554	1,319
July	2,458	2,038
August	3,226	2,714
September	3,738	3,389
October	4,458	
November	5,132	
December	5,608	
January	5,713	
February	6,565	
March	7,198	
April	7,426	
May	7,430	
June	7,464	

QUALITY

	Quantity	Base Number	Contract	AT	Region	England
% of FP17s for the same patient ID Re-attending within 3 months - Children	51	688	7.4%	11.3%	12.0%	12.4%
% of FP17s for the same patient ID Re-attending within 3 months - Adults	243	1,508	16.1%	15.2%	15.9%	16.7%
% of FP17s for the same patient ID Re-attending between 3 & 9 months - Children	434	688	63.1%	58.7%	58.6%	57.4%
% of FP17s for the same patient ID Re-attending between 3 & 9 months - Adults	941	1,508	62.4%	50.0%	51.6%	50.5%
% of FP17s for Band 1 Urgent Courses	185	2,028	9.1%	9.7%	8.0%	9.1%
% of FP17s Relating to Free Repair or Replacements	9	2,028	0.4%	0.9%	0.8%	0.8%
% of FP17s Relating to Continuations	37	2,028	1.8%	1.3%	1.3%	1.3%
% of Patients satisfied with the dentistry they have received	0	0	N/A	91.2%	93.1%	93.2%
% of Patients satisfied with the time they had to wait for an appointment	0	0	N/A	85.6%	89.1%	89.0%

* This is based on patients treated on this contract for their most recent course of treatment. Figures in italics indicate the base number of FP17s or Patient Questionnaire responses are less than 100. N/A is shown where the base number of responses is less than 10 during the period. % is calculated as Quantity/Base number*100

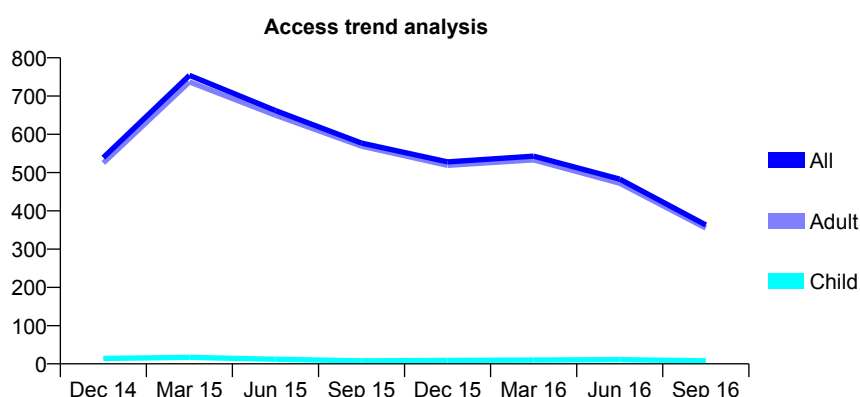
Q56 - Vital Signs At a Glance Contract Report for 135518/0002 - September 2016

Name or company name	Oasis Dental Care (Central) Ltd
Contract type name	PDS Contract
Purpose of contract	General
Contract start date	01/04/2011
Contract end date	31/03/2018

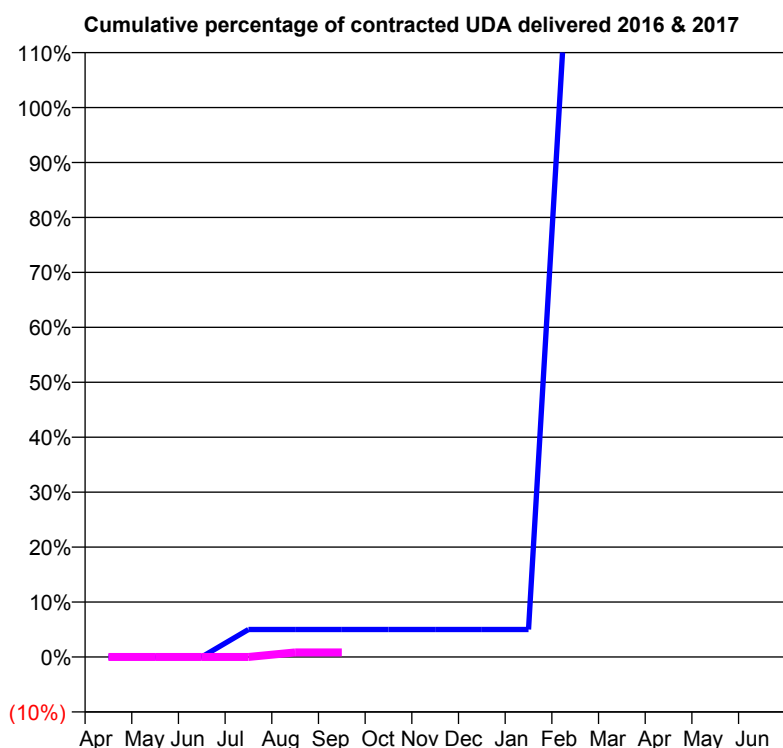
16/17 Contracted general activity (UDA)	360
Carry forward general activity (UDA)	0
16/17 Contracted orthodontic activity (UOA)	0
Carry forward orthodontic activity (UOA)	0
Baseline contract value	£26,117.18

ACCESS*

Patients seen in 24 months	Total	Change since previous quarter
Quarter ending September 2015	577	
Quarter ending December 2015	528	↓
Quarter ending March 2016	543	↑
Quarter ending June 2016	483	↓
Quarter ending September 2016	363	↓
Variance since September 2015	(37.1%)	↓



ACTIVITY



Adjusted Scheduled Activity (UDA)		
Month	2016	2017
April	0	0
May	0	0
June	0	0
July	18	0
August	18	3
September	18	3
October	18	
November	18	
December	18	
January	18	
February	535	
March	535	
April	535	
May	535	
June	535	

QUALITY

	Quantity	Base Number	Contract	AT	Region	England
% of FP17s for the same patient ID Re-attending within 3 months - Children	0	2	0.0%	11.3%	12.0%	12.4%
% of FP17s for the same patient ID Re-attending within 3 months - Adults	0	21	0.0%	15.2%	15.9%	16.7%
% of FP17s for the same patient ID Re-attending between 3 & 9 months - Children	0	2	0.0%	58.7%	58.6%	57.4%
% of FP17s for the same patient ID Re-attending between 3 & 9 months - Adults	0	21	0.0%	50.0%	51.6%	50.5%
% of FP17s for Band 1 Urgent Courses	0	1	0.0%	9.7%	8.0%	9.1%
% of FP17s Relating to Free Repair or Replacements	0	1	0.0%	0.9%	0.8%	0.8%
% of FP17s Relating to Continuations	0	1	0.0%	1.3%	1.3%	1.3%
% of Patients satisfied with the dentistry they have received	0	0	N/A	91.2%	93.1%	93.2%
% of Patients satisfied with the time they had to wait for an appointment	0	0	N/A	85.6%	89.1%	89.0%

* This is based on patients treated on this contract for their most recent course of treatment. Figures in italics indicate the base number of FP17s or Patient Questionnaire responses are less than 100. N/A is shown where the base number of responses is less than 10 during the period. % is calculated as Quantity/Base number*100

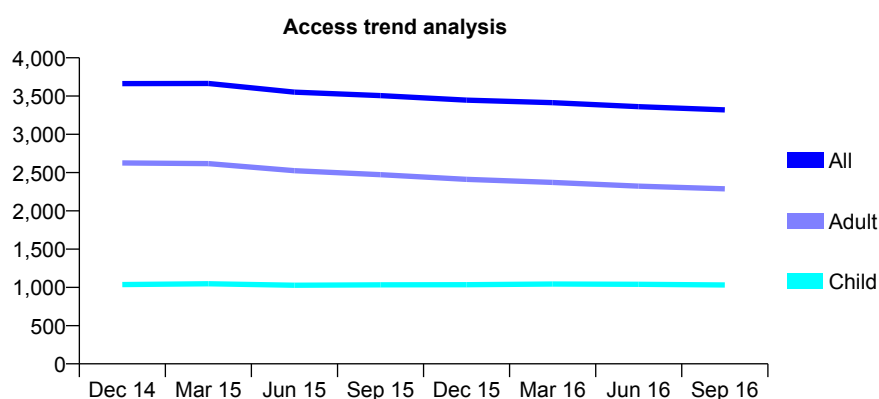
Q56 - Vital Signs At a Glance Contract Report for 138517/0001 - September 2016

Name or company name	Hampton Court Dental Centre
Contract type name	GDS Contract
Purpose of contract	General
Contract start date	01/09/2010
Contract end date	

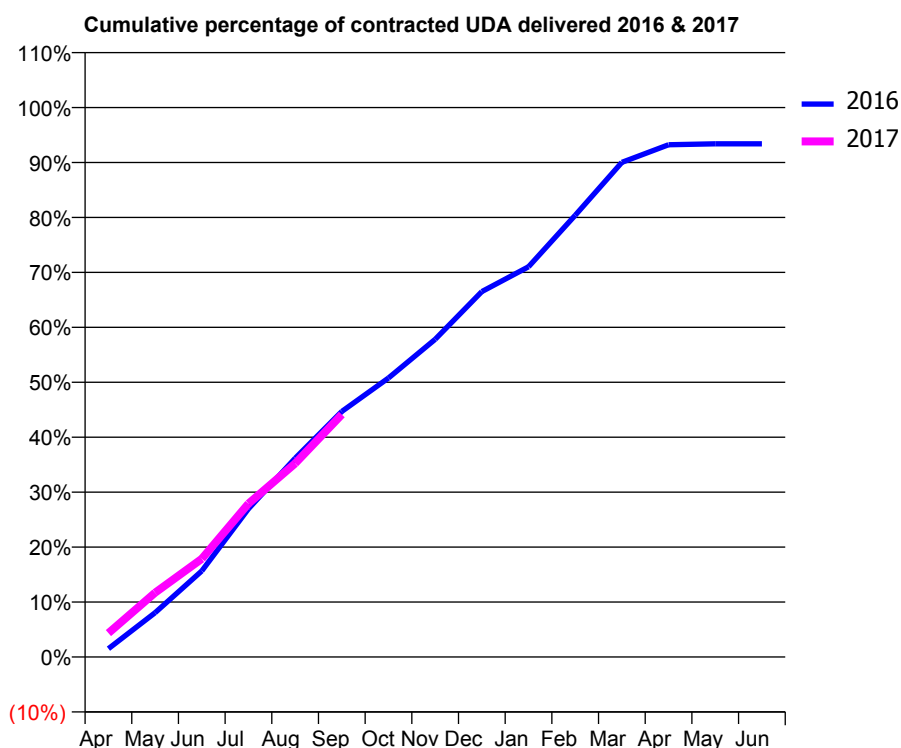
16/17 Contracted general activity (UDA)	13,750
Carry forward general activity (UDA)	0
16/17 Contracted orthodontic activity (UOA)	0
Carry forward orthodontic activity (UOA)	0
Baseline contract value	£396,351.59

ACCESS*

Patients seen in 24 months	Total	Change since previous quarter
Quarter ending September 2015	3,506	
Quarter ending December 2015	3,447	↓
Quarter ending March 2016	3,414	→
Quarter ending June 2016	3,362	↓
Quarter ending September 2016	3,319	↓
Variance since September 2015	(5.3%)	↓



ACTIVITY



Adjusted Scheduled Activity (UDA)		
Month	2016	2017
April	210	599
May	1,111	1,610
June	2,152	2,457
July	3,709	3,838
August	4,972	4,843
September	6,144	6,068
October	6,981	
November	7,949	
December	9,144	
January	9,765	
February	11,053	
March	12,377	
April	12,816	
May	12,841	
June	12,841	

QUALITY

	Quantity	Base Number	Contract	AT	Region	England
% of FP17s for the same patient ID Re-attending within 3 months - Children	63	841	7.5%	11.3%	12.0%	12.4%
% of FP17s for the same patient ID Re-attending within 3 months - Adults	234	1,494	15.7%	15.2%	15.9%	16.7%
% of FP17s for the same patient ID Re-attending between 3 & 9 months - Children	467	841	55.5%	58.7%	58.6%	57.4%
% of FP17s for the same patient ID Re-attending between 3 & 9 months - Adults	767	1,494	51.3%	50.0%	51.6%	50.5%
% of FP17s for Band 1 Urgent Courses	161	2,190	7.4%	9.7%	8.0%	9.1%
% of FP17s Relating to Free Repair or Replacements	22	2,190	1.0%	0.9%	0.8%	0.8%
% of FP17s Relating to Continuations	41	2,190	1.9%	1.3%	1.3%	1.3%
% of Patients satisfied with the dentistry they have received	2	3	N/A	91.2%	93.1%	93.2%
% of Patients satisfied with the time they had to wait for an appointment	2	3	N/A	85.6%	89.1%	89.0%

* This is based on patients treated on this contract for their most recent course of treatment. Figures in italics indicate the base number of FP17s or Patient Questionnaire responses are less than 100. N/A is shown where the base number of responses is less than 10 during the period. % is calculated as Quantity/Base number*100

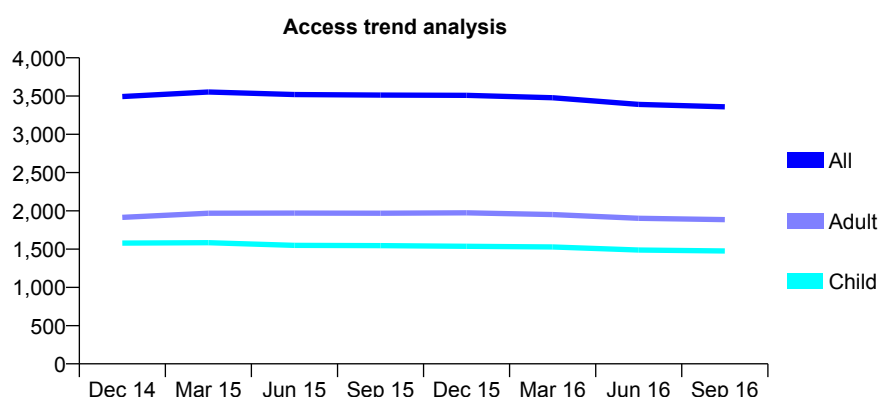
Q56 - Vital Signs At a Glance Contract Report for 138525/0001 - September 2016

Name or company name	Alvington House Dental Practice
Contract type name	GDS Contract
Purpose of contract	General
Contract start date	01/04/2011
Contract end date	

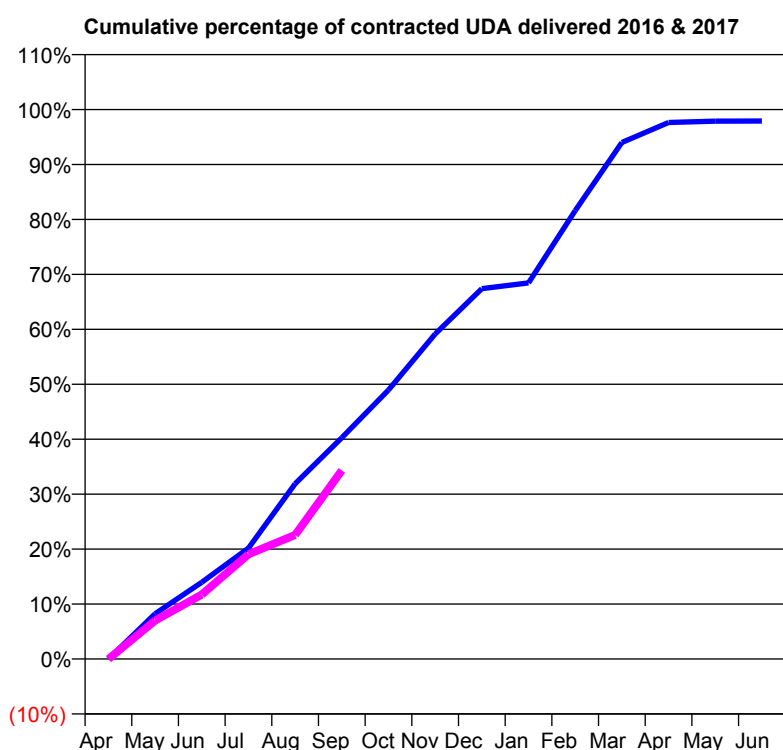
16/17 Contracted general activity (UDA)	9,285
Carry forward general activity (UDA)	169
16/17 Contracted orthodontic activity (UOA)	0
Carry forward orthodontic activity (UOA)	0
Baseline contract value	£209,224.39

ACCESS*

Patients seen in 24 months	Total	Change since previous quarter
Quarter ending September 2015	3,513	
Quarter ending December 2015	3,510	→
Quarter ending March 2016	3,478	→
Quarter ending June 2016	3,390	↓
Quarter ending September 2016	3,360	→
Variance since September 2015	(4.4%)	↓



ACTIVITY



Adjusted Scheduled Activity (UDA)		
Month	2016	2017
April	0	-4
May	667	650
June	1,129	1,090
July	1,632	1,771
August	2,579	2,096
September	3,256	3,187
October	3,959	
November	4,782	
December	5,449	
January	5,534	
February	6,598	
March	7,600	
April	7,894	
May	7,913	
June	7,916	

QUALITY

	Quantity	Base Number	Contract	AT	Region	England
% of FP17s for the same patient ID Re-attending within 3 months - Children	98	1,231	8.0%	11.3%	12.0%	12.4%
% of FP17s for the same patient ID Re-attending within 3 months - Adults	207	1,312	15.8%	15.2%	15.9%	16.7%
% of FP17s for the same patient ID Re-attending between 3 & 9 months - Children	825	1,231	67.0%	58.7%	58.6%	57.4%
% of FP17s for the same patient ID Re-attending between 3 & 9 months - Adults	740	1,312	56.4%	50.0%	51.6%	50.5%
% of FP17s for Band 1 Urgent Courses	198	2,360	8.4%	9.7%	8.0%	9.1%
% of FP17s Relating to Free Repair or Replacements	3	2,360	0.1%	0.9%	0.8%	0.8%
% of FP17s Relating to Continuations	5	2,360	0.2%	1.3%	1.3%	1.3%
% of Patients satisfied with the dentistry they have received	3	3	N/A	91.2%	93.1%	93.2%
% of Patients satisfied with the time they had to wait for an appointment	3	3	N/A	85.6%	89.1%	89.0%

* This is based on patients treated on this contract for their most recent course of treatment. Figures in italics indicate the base number of FP17s or Patient Questionnaire responses are less than 100. N/A is shown where the base number of responses is less than 10 during the period. % is calculated as Quantity/Base number*100

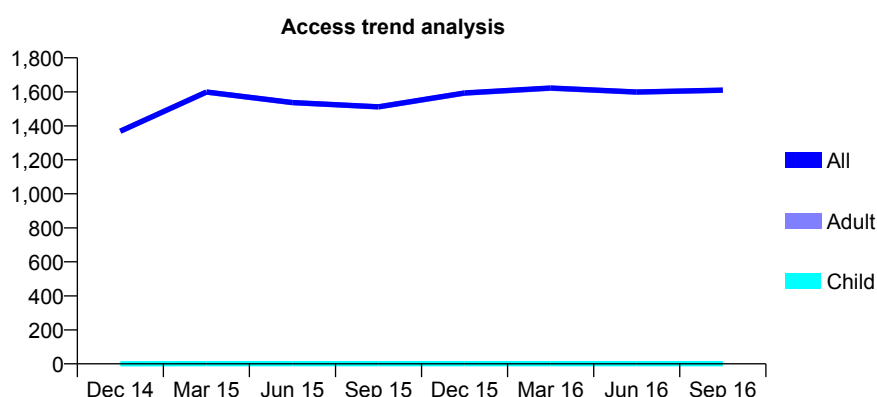
Q56 - Vital Signs At a Glance Contract Report for 138835/0001 - September 2016

Name or company name	Conrad Costa and Audrey Costa
Contract type name	GDS Contract
Purpose of contract	General
Contract start date	01/03/2013
Contract end date	

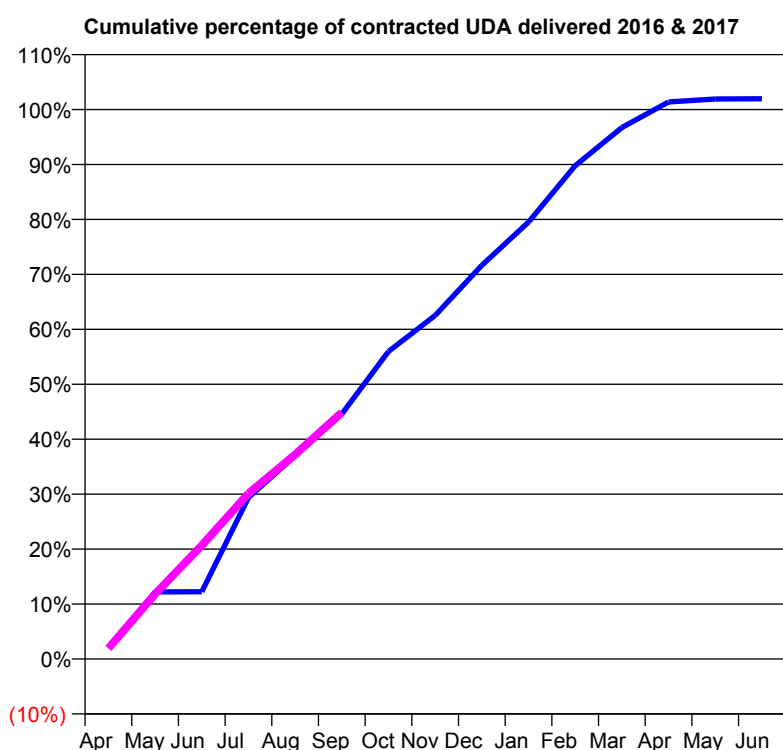
16/17 Contracted general activity (UDA)	4,795
Carry forward general activity (UDA)	-94
16/17 Contracted orthodontic activity (UOA)	0
Carry forward orthodontic activity (UOA)	0
Baseline contract value	£271,111.46

ACCESS*

Patients seen in 24 months	Total	Change since previous quarter
Quarter ending September 2015	1,512	
Quarter ending December 2015	1,593	↑
Quarter ending March 2016	1,622	→
Quarter ending June 2016	1,599	↓
Quarter ending September 2016	1,610	→
Variance since September 2015	6.5%	↑



ACTIVITY



Month	Adjusted Scheduled Activity (UDA)	
	2016	2017
April	96	94
May	586	567
June	587	992
July	1,408	1,445
August	1,774	1,784
September	2,138	2,153
October	2,684	
November	2,998	
December	3,436	
January	3,813	
February	4,305	
March	4,637	
April	4,861	
May	4,886	
June	4,889	

QUALITY

	Quantity	Base Number	Contract	AT	Region	England
% of FP17s for the same patient ID Re-attending within 3 months - Children	0	0	N/A	11.3%	12.0%	12.4%
% of FP17s for the same patient ID Re-attending within 3 months - Adults	82	562	14.6%	15.2%	15.9%	16.7%
% of FP17s for the same patient ID Re-attending between 3 & 9 months - Children	0	0	N/A	58.7%	58.6%	57.4%
% of FP17s for the same patient ID Re-attending between 3 & 9 months - Adults	85	562	15.1%	50.0%	51.6%	50.5%
% of FP17s for Band 1 Urgent Courses	69	482	14.3%	9.7%	8.0%	9.1%
% of FP17s Relating to Free Repair or Replacements	6	482	1.2%	0.9%	0.8%	0.8%
% of FP17s Relating to Continuations	3	482	0.6%	1.3%	1.3%	1.3%
% of Patients satisfied with the dentistry they have received	2	3	N/A	91.2%	93.1%	93.2%
% of Patients satisfied with the time they had to wait for an appointment	3	3	N/A	85.6%	89.1%	89.0%

* This is based on patients treated on this contract for their most recent course of treatment. Figures in italics indicate the base number of FP17s or Patient Questionnaire responses are less than 100. N/A is shown where the base number of responses is less than 10 during the period. % is calculated as Quantity/Base number*100

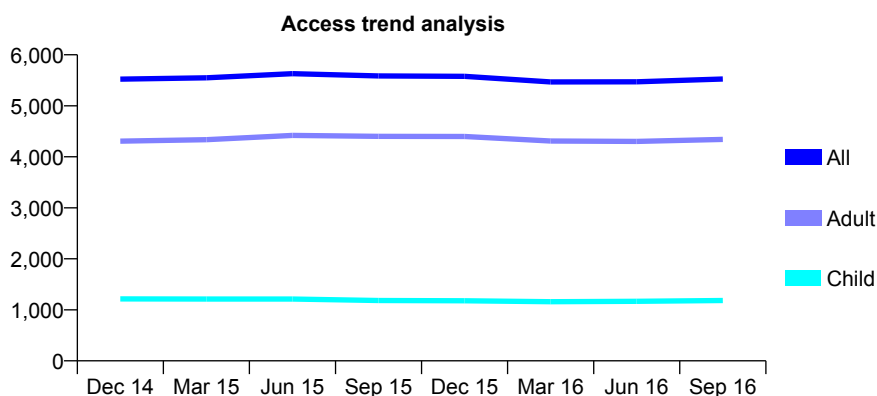
Q56 - Vital Signs At a Glance Contract Report for 139033/0001 - September 2016

Name or company name	DU TOIT & BURGER PARTNERSHIP (SUI
Contract type name	GDS Contract
Purpose of contract	General
Contract start date	01/04/2007
Contract end date	

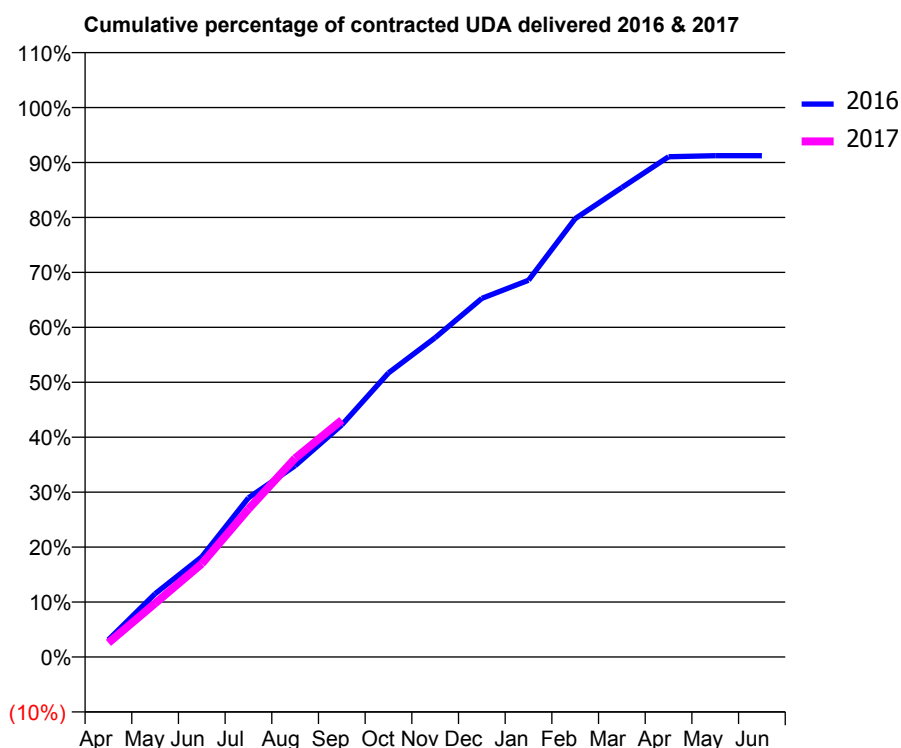
16/17 Contracted general activity (UDA)	14,425
Carry forward general activity (UDA)	0
16/17 Contracted orthodontic activity (UOA)	0
Carry forward orthodontic activity (UOA)	0
Baseline contract value	£339,274.85

ACCESS*

Patients seen in 24 months	Total	Change since previous quarter
Quarter ending September 2015	5,585	
Quarter ending December 2015	5,577	→
Quarter ending March 2016	5,468	↓
Quarter ending June 2016	5,470	→
Quarter ending September 2016	5,525	→
Variance since September 2015	(1.1%)	↓



ACTIVITY



Adjusted Scheduled Activity (UDA)		
Month	2016	2017
April	452	373
May	1,661	1,410
June	2,631	2,450
July	4,179	3,883
August	5,022	5,216
September	6,092	6,219
October	7,459	
November	8,382	
December	9,414	
January	9,890	
February	11,509	
March	12,324	
April	13,131	
May	13,159	
June	13,159	

QUALITY

	Quantity	Base Number	Contract	AT	Region	England
% of FP17s for the same patient ID Re-attending within 3 months - Children	43	927	4.6%	11.3%	12.0%	12.4%
% of FP17s for the same patient ID Re-attending within 3 months - Adults	458	3,028	15.1%	15.2%	15.9%	16.7%
% of FP17s for the same patient ID Re-attending between 3 & 9 months - Children	506	927	54.6%	58.7%	58.6%	57.4%
% of FP17s for the same patient ID Re-attending between 3 & 9 months - Adults	1,216	3,028	40.2%	50.0%	51.6%	50.5%
% of FP17s for Band 1 Urgent Courses	429	3,412	12.6%	9.7%	8.0%	9.1%
% of FP17s Relating to Free Repair or Replacements	11	3,412	0.3%	0.9%	0.8%	0.8%
% of FP17s Relating to Continuations	66	3,412	1.9%	1.3%	1.3%	1.3%
% of Patients satisfied with the dentistry they have received	2	2	N/A	91.2%	93.1%	93.2%
% of Patients satisfied with the time they had to wait for an appointment	2	2	N/A	85.6%	89.1%	89.0%

* This is based on patients treated on this contract for their most recent course of treatment. Figures in italics indicate the base number of FP17s or Patient Questionnaire responses are less than 100. N/A is shown where the base number of responses is less than 10 during the period. % is calculated as Quantity/Base number*100

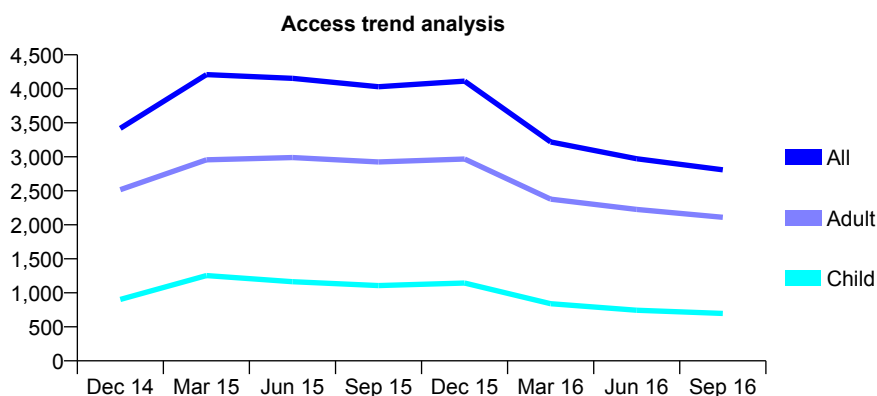
Q56 - Vital Signs At a Glance Contract Report for 139440/0001 - September 2016

Name or company name	Peirson Services Ltd
Contract type name	PDS Plus Contract
Purpose of contract	General
Contract start date	01/04/2010
Contract end date	31/03/2018

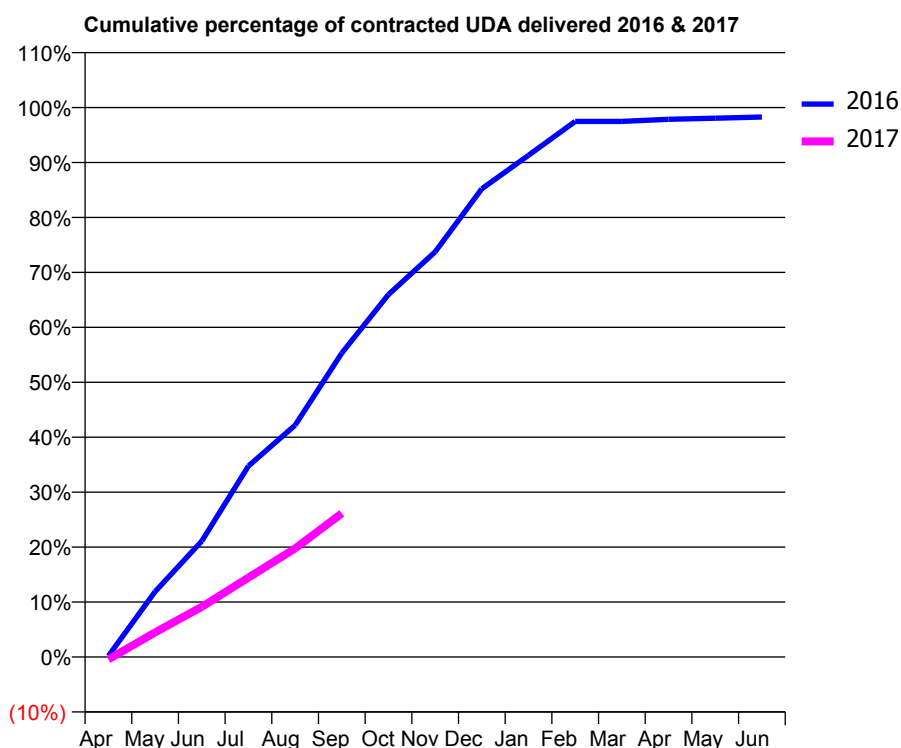
16/17 Contracted general activity (UDA)	11,000
Carry forward general activity (UDA)	190
16/17 Contracted orthodontic activity (UOA)	0
Carry forward orthodontic activity (UOA)	0
Baseline contract value	£278,661.33

ACCESS*

Patients seen in 24 months	Total	Change since previous quarter
Quarter ending September 2015	4,031	
Quarter ending December 2015	4,112	↑
Quarter ending March 2016	3,219	↓
Quarter ending June 2016	2,971	↓
Quarter ending September 2016	2,809	↓
Variance since September 2015	(30.3%)	↓



ACTIVITY



Adjusted Scheduled Activity (UDA)		
Month	2016	2017
April	22	-50
May	1,310	493
June	2,321	1,005
July	3,824	1,590
August	4,642	2,173
September	6,085	2,877
October	7,256	
November	8,110	
December	9,373	
January	10,043	
February	10,721	
March	10,723	
April	10,765	
May	10,786	
June	10,810	

QUALITY

	Quantity	Base Number	Contract	AT	Region	England
% of FP17s for the same patient ID Re-attending within 3 months - Children	16	387	4.1%	11.3%	12.0%	12.4%
% of FP17s for the same patient ID Re-attending within 3 months - Adults	80	1,061	7.5%	15.2%	15.9%	16.7%
% of FP17s for the same patient ID Re-attending between 3 & 9 months - Children	85	387	22.0%	58.7%	58.6%	57.4%
% of FP17s for the same patient ID Re-attending between 3 & 9 months - Adults	383	1,061	36.1%	50.0%	51.6%	50.5%
% of FP17s for Band 1 Urgent Courses	218	1,406	15.5%	9.7%	8.0%	9.1%
% of FP17s Relating to Free Repair or Replacements	4	1,406	0.3%	0.9%	0.8%	0.8%
% of FP17s Relating to Continuations	4	1,406	0.3%	1.3%	1.3%	1.3%
% of Patients satisfied with the dentistry they have received	0	0	N/A	91.2%	93.1%	93.2%
% of Patients satisfied with the time they had to wait for an appointment	0	0	N/A	85.6%	89.1%	89.0%

* This is based on patients treated on this contract for their most recent course of treatment. Figures in italics indicate the base number of FP17s or Patient Questionnaire responses are less than 100. N/A is shown where the base number of responses is less than 10 during the period. % is calculated as Quantity/Base number*100

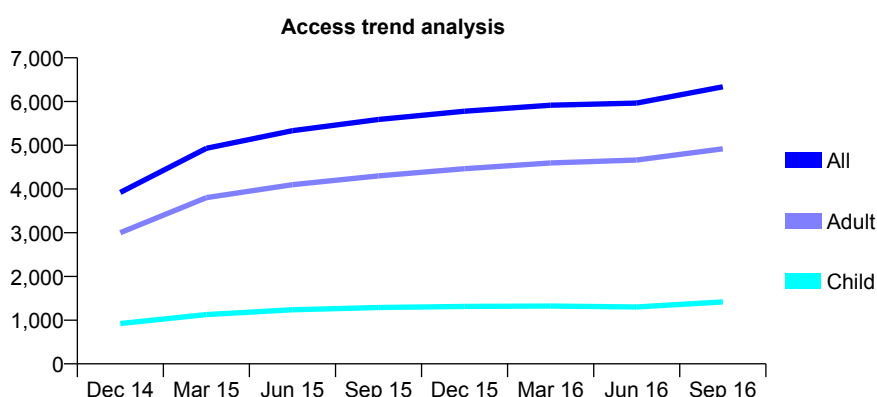
Q56 - Vital Signs At a Glance Contract Report for 139882/0001 - September 2016

Name or company name	Mr M Eyrumlu and Mr A Eyrumlu
Contract type name	GDS Contract
Purpose of contract	General
Contract start date	10/05/2014
Contract end date	

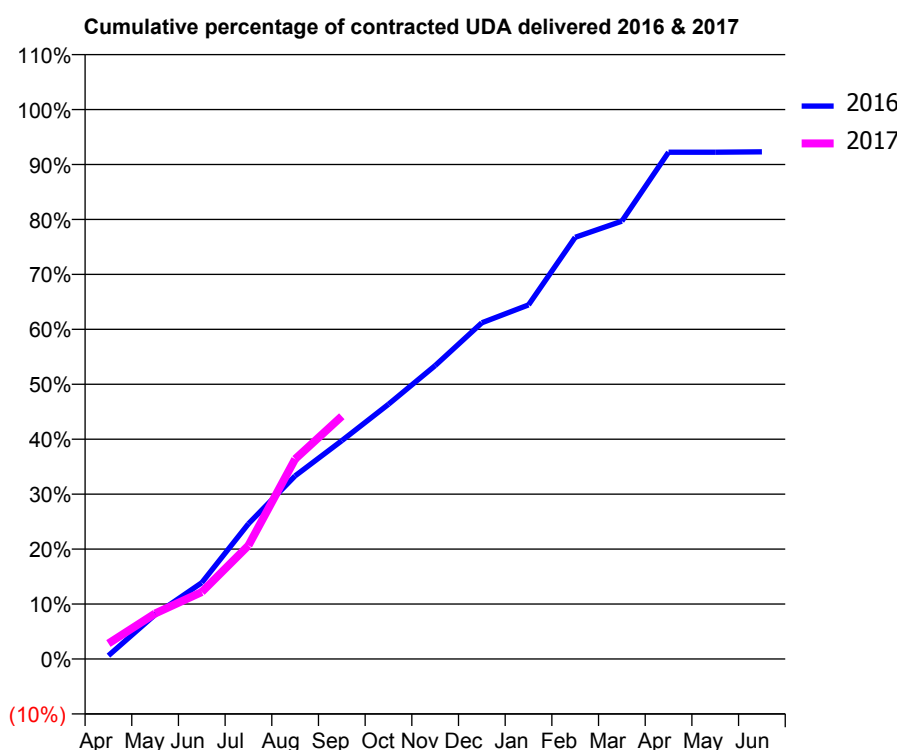
16/17 Contracted general activity (UDA)	22,000
Carry forward general activity (UDA)	0
16/17 Contracted orthodontic activity (UOA)	0
Carry forward orthodontic activity (UOA)	0
Baseline contract value	£555,115.05

ACCESS*

Patients seen in 24 months	Total	Change since previous quarter
Quarter ending September 2015	5,589	
Quarter ending December 2015	5,779	↑
Quarter ending March 2016	5,917	↑
Quarter ending June 2016	5,964	→
Quarter ending September 2016	6,336	↑
Variance since September 2015	13.4%	↑



ACTIVITY



Month	Adjusted Scheduled Activity (UDA)	
	2016	2017
April	135	621
May	1,774	1,823
June	3,055	2,685
July	5,418	4,547
August	7,332	8,008
September	8,743	9,720
October	10,201	
November	11,746	
December	13,464	
January	14,178	
February	16,884	
March	17,532	
April	20,288	
May	20,288	
June	20,303	

QUALITY

	Quantity	Base Number	Contract	AT	Region	England
% of FP17s for the same patient ID Re-attending within 3 months - Children	99	1,114	8.9%	11.3%	12.0%	12.4%
% of FP17s for the same patient ID Re-attending within 3 months - Adults	450	3,577	12.6%	15.2%	15.9%	16.7%
% of FP17s for the same patient ID Re-attending between 3 & 9 months - Children	518	1,114	46.5%	58.7%	58.6%	57.4%
% of FP17s for the same patient ID Re-attending between 3 & 9 months - Adults	1,612	3,577	45.1%	50.0%	51.6%	50.5%
% of FP17s for Band 1 Urgent Courses	296	3,652	8.1%	9.7%	8.0%	9.1%
% of FP17s Relating to Free Repair or Replacements	67	3,652	1.8%	0.9%	0.8%	0.8%
% of FP17s Relating to Continuations	66	3,652	1.8%	1.3%	1.3%	1.3%
% of Patients satisfied with the dentistry they have received	3	3	N/A	91.2%	93.1%	93.2%
% of Patients satisfied with the time they had to wait for an appointment	3	3	N/A	85.6%	89.1%	89.0%

* This is based on patients treated on this contract for their most recent course of treatment. Figures in italics indicate the base number of FP17s or Patient Questionnaire responses are less than 100. N/A is shown where the base number of responses is less than 10 during the period. % is calculated as Quantity/Base number*100

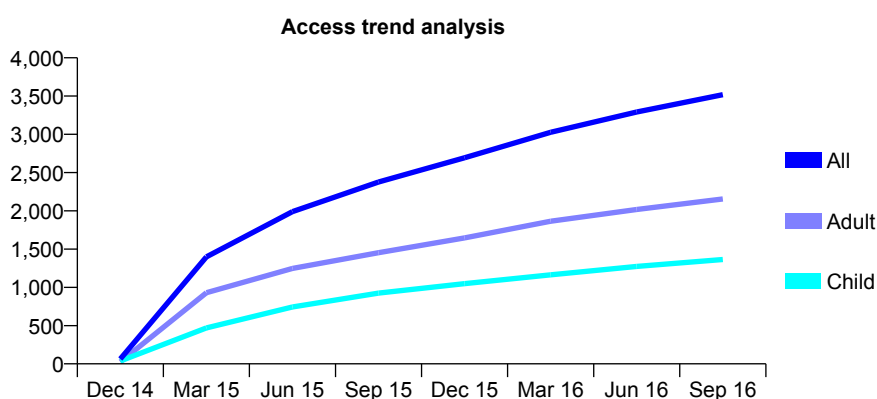
Q56 - Vital Signs At a Glance Contract Report for 140708/0001 - September 2016

Name or company name	Bretton Dental Clinic Partnership
Contract type name	GDS Contract
Purpose of contract	General
Contract start date	01/12/2014
Contract end date	

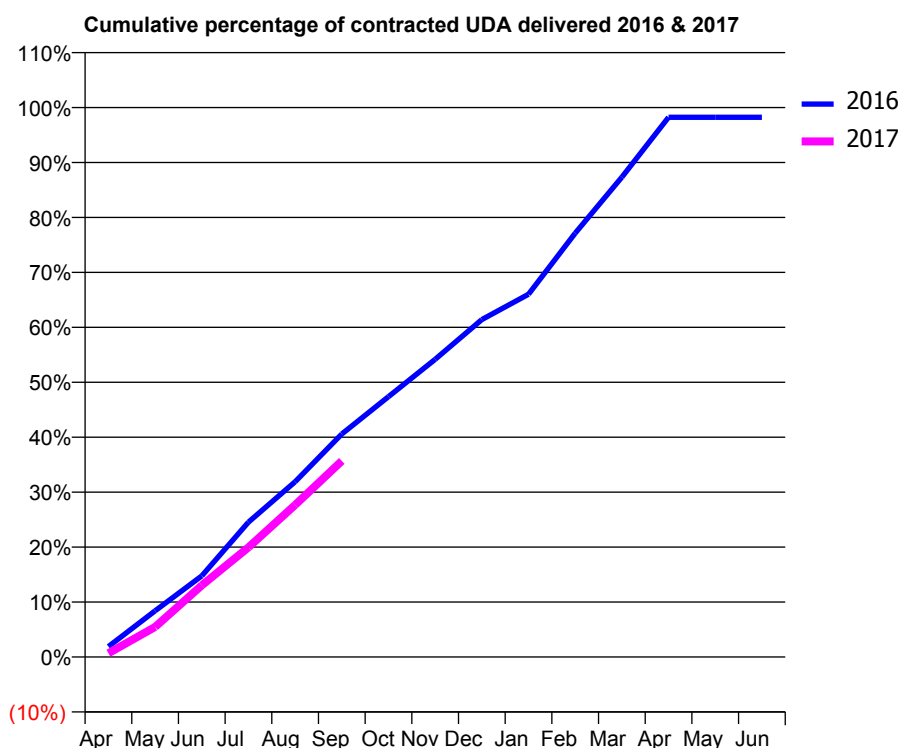
16/17 Contracted general activity (UDA)	12,034
Carry forward general activity (UDA)	216
16/17 Contracted orthodontic activity (UOA)	0
Carry forward orthodontic activity (UOA)	0
Baseline contract value	£299,484.56

ACCESS*

Patients seen in 24 months	Total	Change since previous quarter
Quarter ending September 2015	2,377	
Quarter ending December 2015	2,694	↑
Quarter ending March 2016	3,027	↑
Quarter ending June 2016	3,291	↑
Quarter ending September 2016	3,518	↑
Variance since September 2015	48.0%	↑



ACTIVITY



Adjusted Scheduled Activity (UDA)		
Month	2016	2017
April	230	83
May	1,013	658
June	1,776	1,571
July	2,954	2,402
August	3,838	3,331
September	4,885	4,295
October	5,702	
November	6,519	
December	7,390	
January	7,945	
February	9,281	
March	10,508	
April	11,818	
May	11,818	
June	11,818	

QUALITY

	Quantity	Base Number	Contract	AT	Region	England
% of FP17s for the same patient ID Re-attending within 3 months - Children	76	864	8.8%	11.3%	12.0%	12.4%
% of FP17s for the same patient ID Re-attending within 3 months - Adults	208	989	21.0%	15.2%	15.9%	16.7%
% of FP17s for the same patient ID Re-attending between 3 & 9 months - Children	344	864	39.8%	58.7%	58.6%	57.4%
% of FP17s for the same patient ID Re-attending between 3 & 9 months - Adults	360	989	36.4%	50.0%	51.6%	50.5%
% of FP17s for Band 1 Urgent Courses	177	1,538	11.5%	9.7%	8.0%	9.1%
% of FP17s Relating to Free Repair or Replacements	0	1,538	0.0%	0.9%	0.8%	0.8%
% of FP17s Relating to Continuations	0	1,538	0.0%	1.3%	1.3%	1.3%
% of Patients satisfied with the dentistry they have received	2	2	N/A	91.2%	93.1%	93.2%
% of Patients satisfied with the time they had to wait for an appointment	2	2	N/A	85.6%	89.1%	89.0%

* This is based on patients treated on this contract for their most recent course of treatment. Figures in italics indicate the base number of FP17s or Patient Questionnaire responses are less than 100. N/A is shown where the base number of responses is less than 10 during the period. % is calculated as Quantity/Base number*100

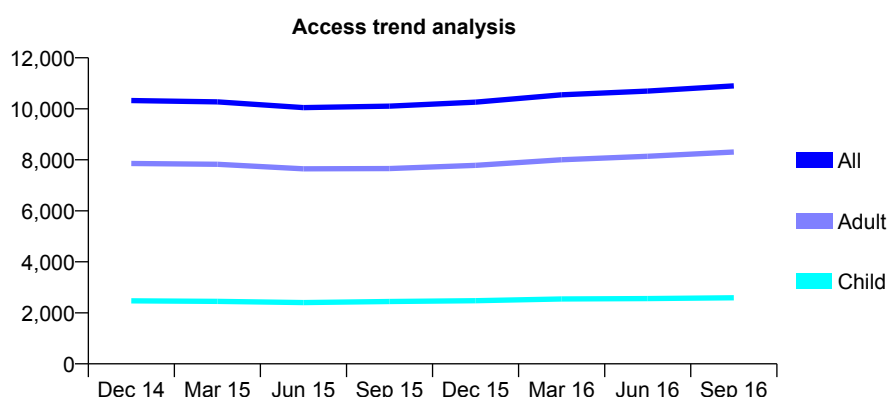
Q56 - Vital Signs At a Glance Contract Report for 141062/0001 - September 2016

Name or company name	Taverham Dental Health Clinic Limited
Contract type name	GDS Contract
Purpose of contract	General
Contract start date	01/02/2012
Contract end date	

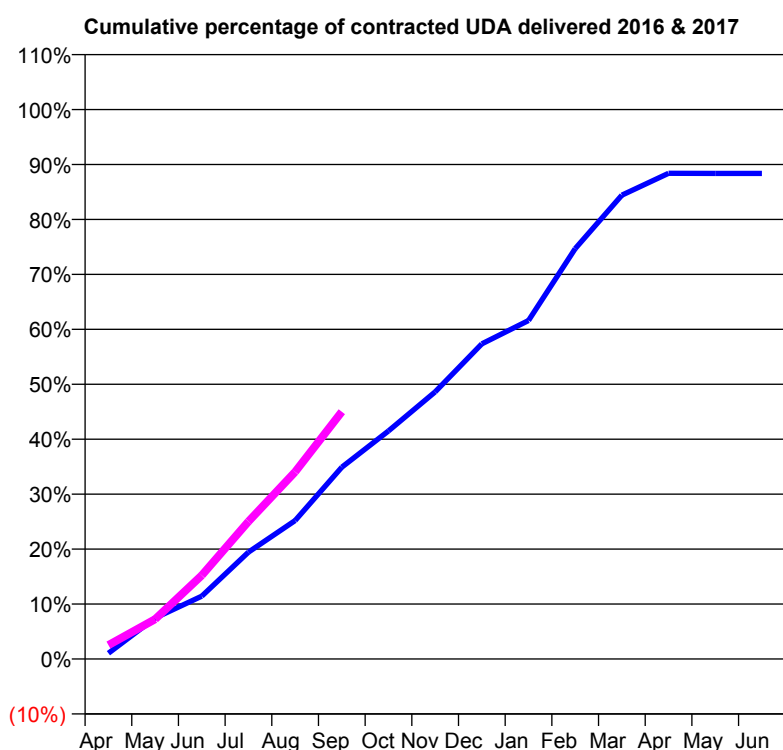
16/17 Contracted general activity (UDA)	37,140
Carry forward general activity (UDA)	491
16/17 Contracted orthodontic activity (UOA)	0
Carry forward orthodontic activity (UOA)	0
Baseline contract value	£958,722.37

ACCESS*

Patients seen in 24 months	Total	Change since previous quarter
Quarter ending September 2015	10,106	
Quarter ending December 2015	10,261	→
Quarter ending March 2016	10,549	↑
Quarter ending June 2016	10,698	→
Quarter ending September 2016	10,897	→
Variance since September 2015	7.8%	↑



ACTIVITY



Adjusted Scheduled Activity (UDA)		
Month	2016	2017
April	405	945
May	2,882	2,688
June	4,419	5,659
July	7,513	9,300
August	9,737	12,646
September	13,490	16,718
October	16,035	
November	18,784	
December	22,161	
January	23,800	
February	28,859	
March	32,616	
April	34,153	
May	34,147	
June	34,149	

QUALITY

	Quantity	Base Number	Contract	AT	Region	England
% of FP17s for the same patient ID Re-attending within 3 months - Children	116	2,003	5.8%	11.3%	12.0%	12.4%
% of FP17s for the same patient ID Re-attending within 3 months - Adults	783	6,207	12.6%	15.2%	15.9%	16.7%
% of FP17s for the same patient ID Re-attending between 3 & 9 months - Children	1,177	2,003	58.8%	58.7%	58.6%	57.4%
% of FP17s for the same patient ID Re-attending between 3 & 9 months - Adults	3,341	6,207	53.8%	50.0%	51.6%	50.5%
% of FP17s for Band 1 Urgent Courses	537	7,578	7.1%	9.7%	8.0%	9.1%
% of FP17s Relating to Free Repair or Replacements	75	7,578	1.0%	0.9%	0.8%	0.8%
% of FP17s Relating to Continuations	139	7,578	1.8%	1.3%	1.3%	1.3%
% of Patients satisfied with the dentistry they have received	8	8	N/A	91.2%	93.1%	93.2%
% of Patients satisfied with the time they had to wait for an appointment	8	8	N/A	85.6%	89.1%	89.0%

* This is based on patients treated on this contract for their most recent course of treatment. Figures in italics indicate the base number of FP17s or Patient Questionnaire responses are less than 100. N/A is shown where the base number of responses is less than 10 during the period. % is calculated as Quantity/Base number*100

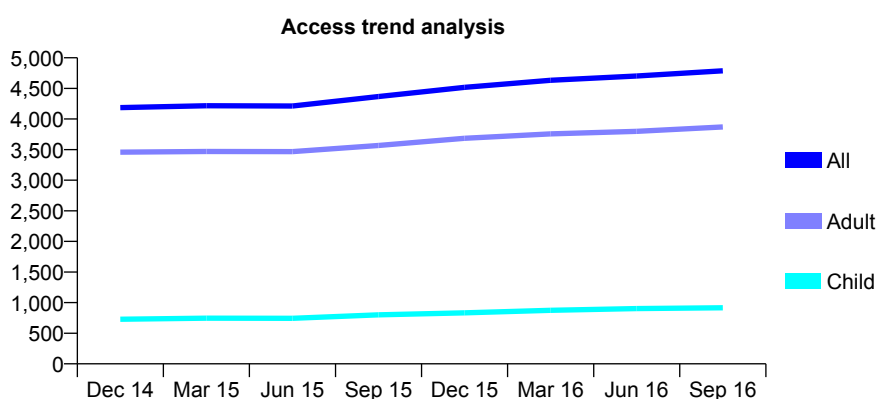
Q56 - Vital Signs At a Glance Contract Report for 143391/0001 - September 2016

Name or company name	Dr J Sherer and Dr L Levin
Contract type name	GDS Contract
Purpose of contract	General
Contract start date	01/02/2011
Contract end date	

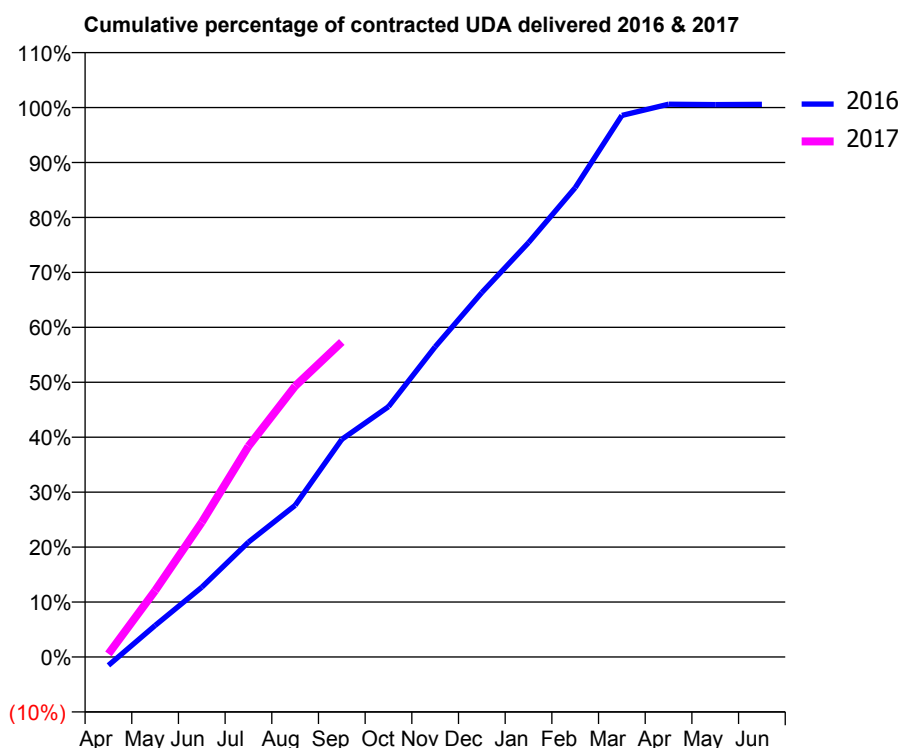
16/17 Contracted general activity (UDA)	9,634
Carry forward general activity (UDA)	-55
16/17 Contracted orthodontic activity (UOA)	0
Carry forward orthodontic activity (UOA)	0
Baseline contract value	£262,653.32

ACCESS*

Patients seen in 24 months	Total	Change since previous quarter
Quarter ending September 2015	4,368	
Quarter ending December 2015	4,518	↑
Quarter ending March 2016	4,633	↑
Quarter ending June 2016	4,702	→
Quarter ending September 2016	4,787	→
Variance since September 2015	9.6%	↑



ACTIVITY



Adjusted Scheduled Activity (UDA)		
Month	2016	2017
April	-149	55
May	552	1,162
June	1,225	2,362
July	2,014	3,695
August	2,658	4,750
September	3,817	5,522
October	4,390	
November	5,440	
December	6,391	
January	7,266	
February	8,229	
March	9,494	
April	9,693	
May	9,685	
June	9,689	

QUALITY

	Quantity	Base Number	Contract	AT	Region	England
% of FP17s for the same patient ID Re-attending within 3 months - Children	41	675	6.1%	11.3%	12.0%	12.4%
% of FP17s for the same patient ID Re-attending within 3 months - Adults	315	2,175	14.5%	15.2%	15.9%	16.7%
% of FP17s for the same patient ID Re-attending between 3 & 9 months - Children	387	675	57.3%	58.7%	58.6%	57.4%
% of FP17s for the same patient ID Re-attending between 3 & 9 months - Adults	1,007	2,175	46.3%	50.0%	51.6%	50.5%
% of FP17s for Band 1 Urgent Courses	286	2,735	10.5%	9.7%	8.0%	9.1%
% of FP17s Relating to Free Repair or Replacements	8	2,735	0.3%	0.9%	0.8%	0.8%
% of FP17s Relating to Continuations	23	2,735	0.8%	1.3%	1.3%	1.3%
% of Patients satisfied with the dentistry they have received	1	1	N/A	91.2%	93.1%	93.2%
% of Patients satisfied with the time they had to wait for an appointment	1	1	N/A	85.6%	89.1%	89.0%

* This is based on patients treated on this contract for their most recent course of treatment. Figures in italics indicate the base number of FP17s or Patient Questionnaire responses are less than 100. N/A is shown where the base number of responses is less than 10 during the period. % is calculated as Quantity/Base number*100

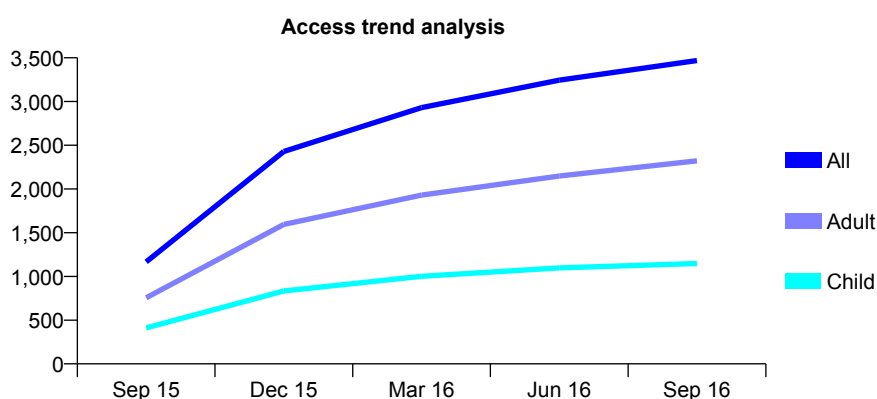
Q56 - Vital Signs At a Glance Contract Report for 144487/0001 - September 2016

Name or company name	The Old Grammer School Dental Surgery
Contract type name	GDS Contract
Purpose of contract	General
Contract start date	01/07/2015
Contract end date	

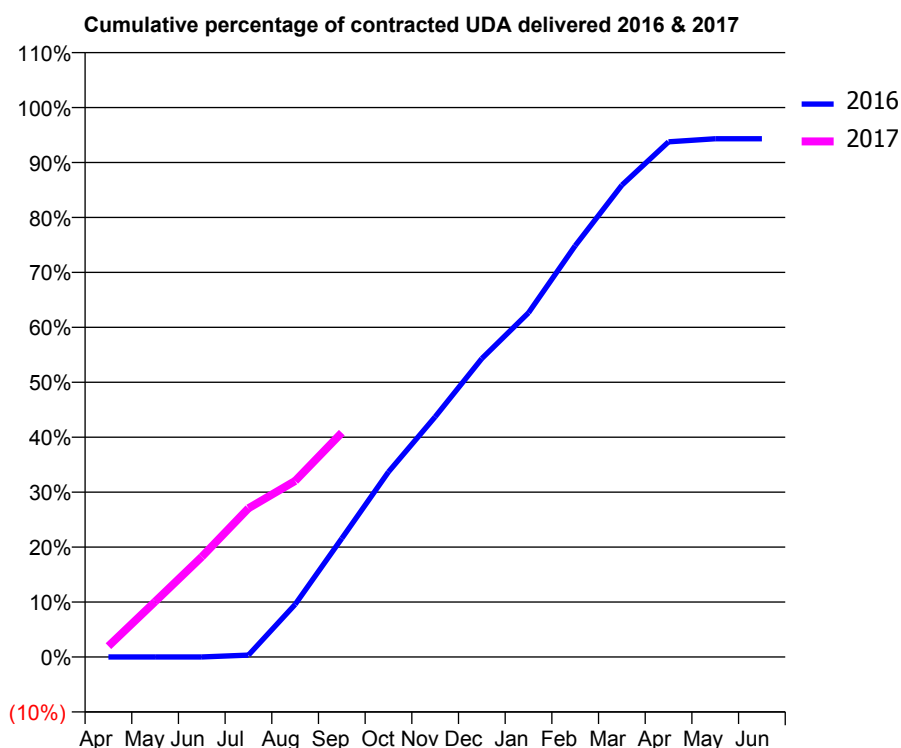
16/17 Contracted general activity (UDA)	10,000
Carry forward general activity (UDA)	0
16/17 Contracted orthodontic activity (UOA)	0
Carry forward orthodontic activity (UOA)	0
Baseline contract value	£252,035.24

ACCESS*

Patients seen in 24 months	Total	Change since previous quarter
Quarter ending September 2015	1,166	
Quarter ending December 2015	2,428	↑
Quarter ending March 2016	2,931	↑
Quarter ending June 2016	3,245	↑
Quarter ending September 2016	3,469	↑
Variance since September 2015	197.5%	↑



ACTIVITY



Adjusted Scheduled Activity (UDA)		
Month	2016	2017
April	0	199
May	0	1,009
June	0	1,823
July	26	2,706
August	724	3,203
September	1,632	4,084
October	2,547	
November	3,306	
December	4,106	
January	4,737	
February	5,660	
March	6,493	
April	7,088	
May	7,131	
June	7,131	

QUALITY

	Quantity	Base Number	Contract	AT	Region	England
% of FP17s for the same patient ID Re-attending within 3 months - Children	62	964	6.4%	11.3%	12.0%	12.4%
% of FP17s for the same patient ID Re-attending within 3 months - Adults	301	2,085	14.4%	15.2%	15.9%	16.7%
% of FP17s for the same patient ID Re-attending between 3 & 9 months - Children	637	964	66.1%	58.7%	58.6%	57.4%
% of FP17s for the same patient ID Re-attending between 3 & 9 months - Adults	1,294	2,085	62.1%	50.0%	51.6%	50.5%
% of FP17s for Band 1 Urgent Courses	140	2,631	5.3%	9.7%	8.0%	9.1%
% of FP17s Relating to Free Repair or Replacements	30	2,631	1.1%	0.9%	0.8%	0.8%
% of FP17s Relating to Continuations	18	2,631	0.7%	1.3%	1.3%	1.3%
% of Patients satisfied with the dentistry they have received	4	4	N/A	91.2%	93.1%	93.2%
% of Patients satisfied with the time they had to wait for an appointment	4	4	N/A	85.6%	89.1%	89.0%

* This is based on patients treated on this contract for their most recent course of treatment. Figures in italics indicate the base number of FP17s or Patient Questionnaire responses are less than 100. N/A is shown where the base number of responses is less than 10 during the period. % is calculated as Quantity/Base number*100

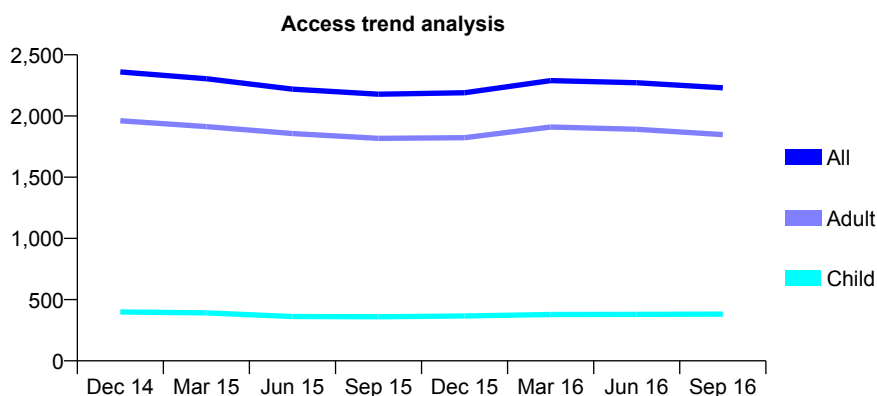
Q56 - Vital Signs At a Glance Contract Report for 145297/0001 - September 2016

Name or company name	Mr Hatem Shahin and Miss Gabriela Pirvu
Contract type name	GDS Contract
Purpose of contract	General
Contract start date	01/04/2012
Contract end date	

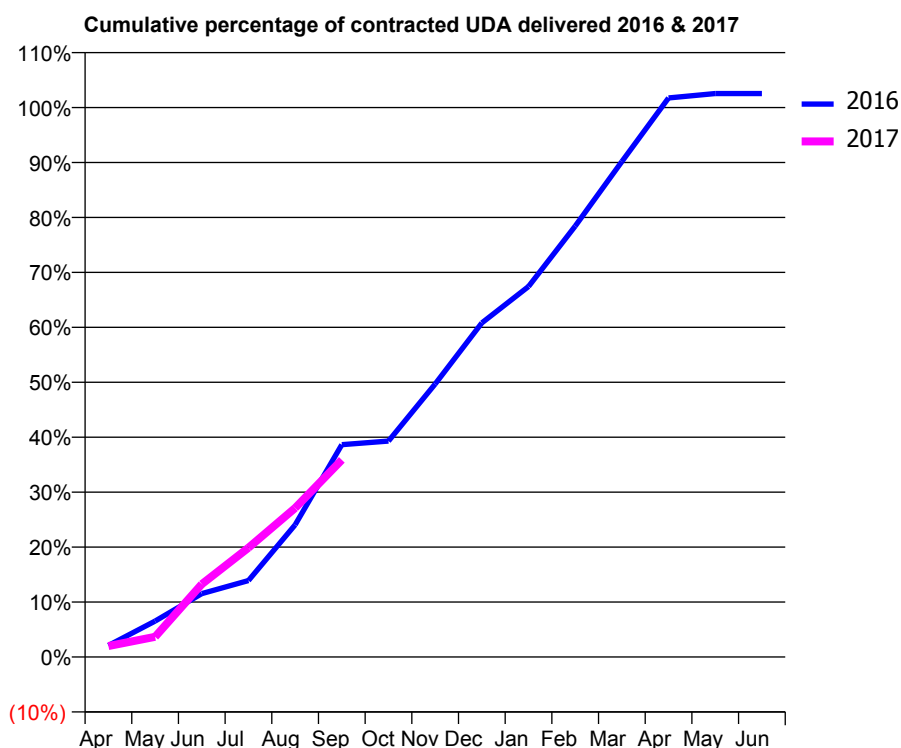
16/17 Contracted general activity (UDA)	6,737
Carry forward general activity (UDA)	-135
16/17 Contracted orthodontic activity (UOA)	0
Carry forward orthodontic activity (UOA)	0
Baseline contract value	£165,867.38

ACCESS*

Patients seen in 24 months	Total	Change since previous quarter
Quarter ending September 2015	2,178	
Quarter ending December 2015	2,190	→
Quarter ending March 2016	2,289	↑
Quarter ending June 2016	2,272	→
Quarter ending September 2016	2,230	↓
Variance since September 2015	2.4%	↑



ACTIVITY



Adjusted Scheduled Activity (UDA)		
Month	2016	2017
April	142	135
May	441	247
June	778	894
July	938	1,340
August	1,621	1,827
September	2,603	2,417
October	2,648	
November	3,348	
December	4,096	
January	4,542	
February	5,283	
March	6,075	
April	6,854	
May	6,908	
June	6,908	

QUALITY

	Quantity	Base Number	Contract	AT	Region	England
% of FP17s for the same patient ID Re-attending within 3 months - Children	16	297	5.4%	11.3%	12.0%	12.4%
% of FP17s for the same patient ID Re-attending within 3 months - Adults	106	975	10.9%	15.2%	15.9%	16.7%
% of FP17s for the same patient ID Re-attending between 3 & 9 months - Children	169	297	56.9%	58.7%	58.6%	57.4%
% of FP17s for the same patient ID Re-attending between 3 & 9 months - Adults	412	975	42.3%	50.0%	51.6%	50.5%
% of FP17s for Band 1 Urgent Courses	69	935	7.4%	9.7%	8.0%	9.1%
% of FP17s Relating to Free Repair or Replacements	17	935	1.8%	0.9%	0.8%	0.8%
% of FP17s Relating to Continuations	3	935	0.3%	1.3%	1.3%	1.3%
% of Patients satisfied with the dentistry they have received	5	6	N/A	91.2%	93.1%	93.2%
% of Patients satisfied with the time they had to wait for an appointment	4	6	N/A	85.6%	89.1%	89.0%

* This is based on patients treated on this contract for their most recent course of treatment. Figures in italics indicate the base number of FP17s or Patient Questionnaire responses are less than 100. N/A is shown where the base number of responses is less than 10 during the period. % is calculated as Quantity/Base number*100

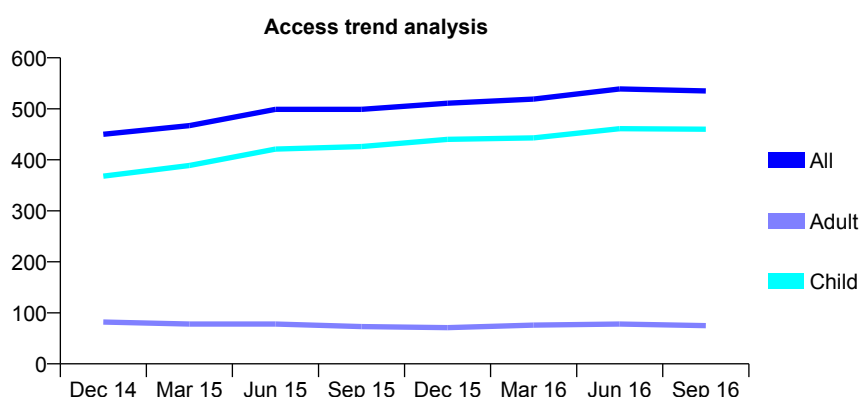
Q56 - Vital Signs At a Glance Contract Report for 145300/0002 - September 2016

Name or company name	The Hollies Dental Practice
Contract type name	GDS Contract
Purpose of contract	General
Contract start date	01/11/2007
Contract end date	

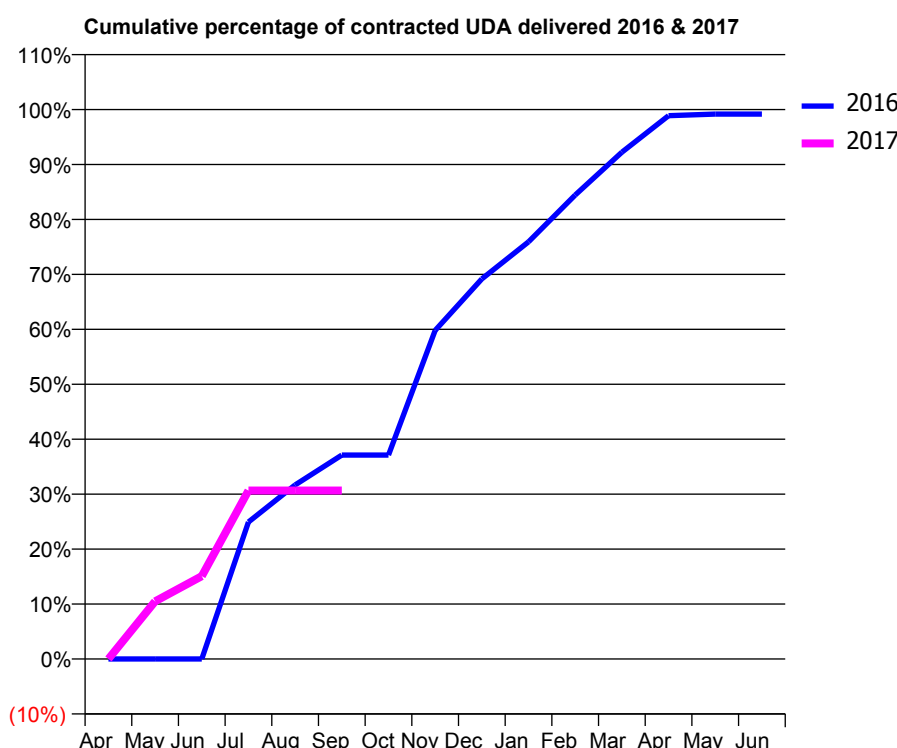
16/17 Contracted general activity (UDA)	1,067
Carry forward general activity (UDA)	9
16/17 Contracted orthodontic activity (UOA)	0
Carry forward orthodontic activity (UOA)	0
Baseline contract value	£48,493.18

ACCESS*

Patients seen in 24 months	Total	Change since previous quarter
Quarter ending September 2015	499	
Quarter ending December 2015	511	↑
Quarter ending March 2016	519	→
Quarter ending June 2016	539	↑
Quarter ending September 2016	535	→
Variance since September 2015	7.2%	↑



ACTIVITY



Adjusted Scheduled Activity (UDA)		
Month	2016	2017
April	0	0
May	0	112
June	0	161
July	266	327
August	338	327
September	396	327
October	396	
November	638	
December	738	
January	810	
February	901	
March	984	
April	1,055	
May	1,058	
June	1,058	

QUALITY

	Quantity	Base Number	Contract	AT	Region	England
% of FP17s for the same patient ID Re-attending within 3 months - Children	22	302	7.3%	11.3%	12.0%	12.4%
% of FP17s for the same patient ID Re-attending within 3 months - Adults	0	9	0.0%	15.2%	15.9%	16.7%
% of FP17s for the same patient ID Re-attending between 3 & 9 months - Children	205	302	67.9%	58.7%	58.6%	57.4%
% of FP17s for the same patient ID Re-attending between 3 & 9 months - Adults	8	9	88.9%	50.0%	51.6%	50.5%
% of FP17s for Band 1 Urgent Courses	1	259	0.4%	9.7%	8.0%	9.1%
% of FP17s Relating to Free Repair or Replacements	0	259	0.0%	0.9%	0.8%	0.8%
% of FP17s Relating to Continuations	0	259	0.0%	1.3%	1.3%	1.3%
% of Patients satisfied with the dentistry they have received	0	0	N/A	91.2%	93.1%	93.2%
% of Patients satisfied with the time they had to wait for an appointment	0	0	N/A	85.6%	89.1%	89.0%

* This is based on patients treated on this contract for their most recent course of treatment. Figures in italics indicate the base number of FP17s or Patient Questionnaire responses are less than 100. N/A is shown where the base number of responses is less than 10 during the period. % is calculated as Quantity/Base number*100

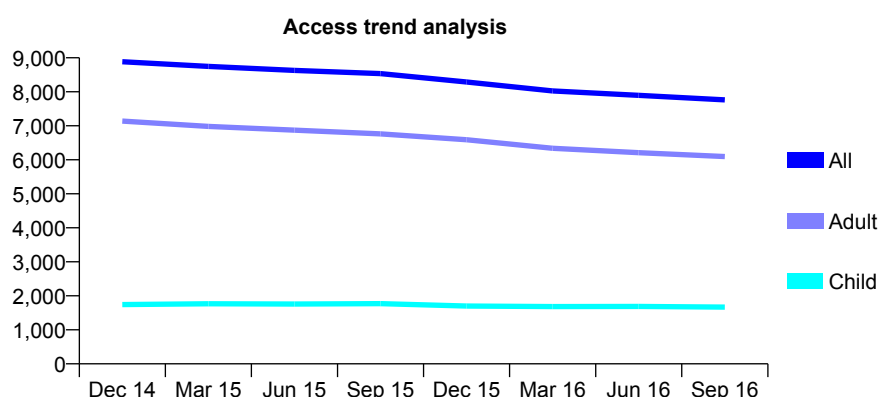
Q56 - Vital Signs At a Glance Contract Report for 145904/0001 - September 2016

Name or company name	1A Dental Practice Limited
Contract type name	GDS Contract
Purpose of contract	General
Contract start date	01/12/2010
Contract end date	

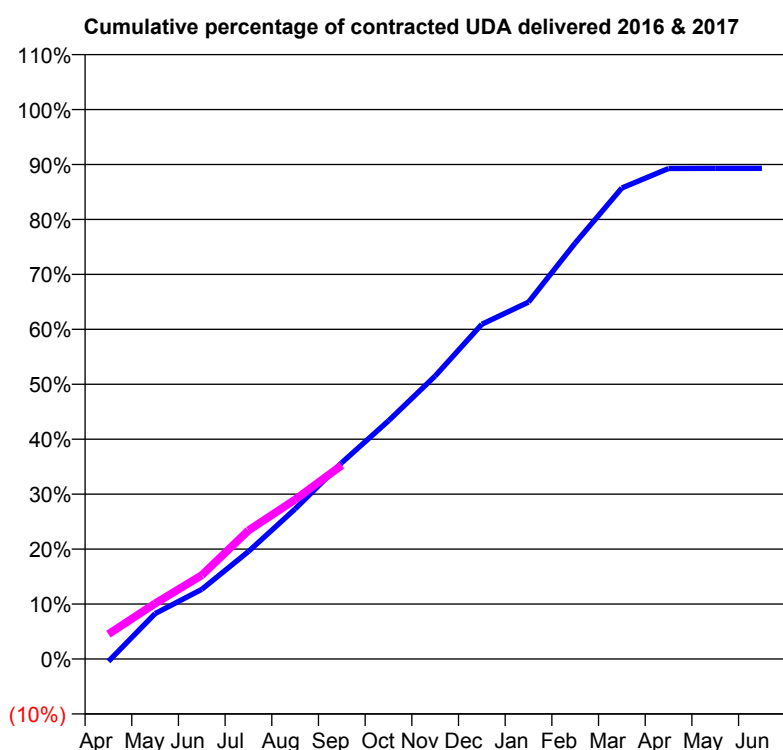
16/17 Contracted general activity (UDA)	20,907
Carry forward general activity (UDA)	0
16/17 Contracted orthodontic activity (UOA)	0
Carry forward orthodontic activity (UOA)	0
Baseline contract value	£507,936.91

ACCESS*

Patients seen in 24 months	Total	Change since previous quarter
Quarter ending September 2015	8,534	
Quarter ending December 2015	8,289	↓
Quarter ending March 2016	8,024	↓
Quarter ending June 2016	7,898	↓
Quarter ending September 2016	7,764	↓
Variance since September 2015	(9.0%)	↓



ACTIVITY



Adjusted Scheduled Activity (UDA)		
Month	2016	2017
April	-96	945
May	1,728	2,112
June	2,652	3,189
July	4,090	4,893
August	5,711	6,066
September	7,469	7,374
October	9,063	
November	10,766	
December	12,737	
January	13,577	
February	15,828	
March	17,923	
April	18,664	
May	18,669	
June	18,668	

QUALITY

	Quantity	Base Number	Contract	AT	Region	England
% of FP17s for the same patient ID Re-attending within 3 months - Children	34	1,171	2.9%	11.3%	12.0%	12.4%
% of FP17s for the same patient ID Re-attending within 3 months - Adults	263	3,410	7.7%	15.2%	15.9%	16.7%
% of FP17s for the same patient ID Re-attending between 3 & 9 months - Children	663	1,171	56.6%	58.7%	58.6%	57.4%
% of FP17s for the same patient ID Re-attending between 3 & 9 months - Adults	1,646	3,410	48.3%	50.0%	51.6%	50.5%
% of FP17s for Band 1 Urgent Courses	181	4,205	4.3%	9.7%	8.0%	9.1%
% of FP17s Relating to Free Repair or Replacements	9	4,205	0.2%	0.9%	0.8%	0.8%
% of FP17s Relating to Continuations	41	4,205	1.0%	1.3%	1.3%	1.3%
% of Patients satisfied with the dentistry they have received	6	6	N/A	91.2%	93.1%	93.2%
% of Patients satisfied with the time they had to wait for an appointment	4	6	N/A	85.6%	89.1%	89.0%

* This is based on patients treated on this contract for their most recent course of treatment. Figures in italics indicate the base number of FP17s or Patient Questionnaire responses are less than 100. N/A is shown where the base number of responses is less than 10 during the period. % is calculated as Quantity/Base number*100

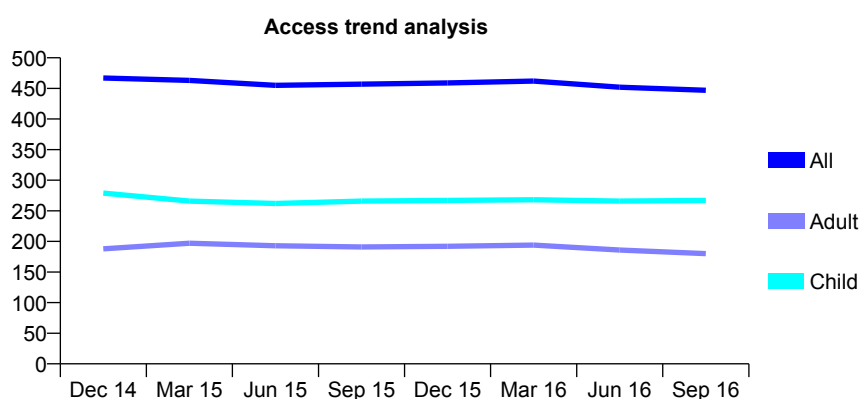
Q56 - Vital Signs At a Glance Contract Report for 147052/0001 - September 2016

Name or company name	Matley Dental Surgery
Contract type name	GDS Contract
Purpose of contract	General
Contract start date	01/04/2009
Contract end date	

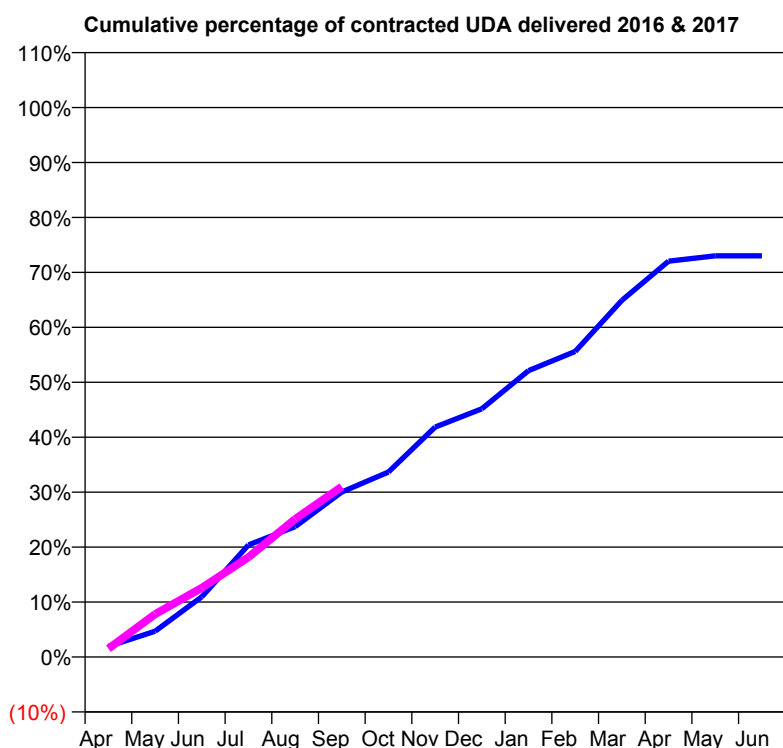
16/17 Contracted general activity (UDA)	1,262
Carry forward general activity (UDA)	0
16/17 Contracted orthodontic activity (UOA)	0
Carry forward orthodontic activity (UOA)	0
Baseline contract value	£29,608.95

ACCESS*

Patients seen in 24 months	Total	Change since previous quarter
Quarter ending September 2015	457	
Quarter ending December 2015	459	→
Quarter ending March 2016	462	→
Quarter ending June 2016	452	↓
Quarter ending September 2016	447	↓
Variance since September 2015	(2.2%)	↓



ACTIVITY



Adjusted Scheduled Activity (UDA)		
Month	2016	2017
April	24	19
May	59	99
June	138	159
July	257	229
August	299	317
September	379	391
October	425	
November	528	
December	570	
January	658	
February	702	
March	819	
April	909	
May	921	
June	921	

QUALITY

	Quantity	Base Number	Contract	AT	Region	England
% of FP17s for the same patient ID Re-attending within 3 months - Children	11	194	5.7%	11.3%	12.0%	12.4%
% of FP17s for the same patient ID Re-attending within 3 months - Adults	25	107	23.4%	15.2%	15.9%	16.7%
% of FP17s for the same patient ID Re-attending between 3 & 9 months - Children	92	194	47.4%	58.7%	58.6%	57.4%
% of FP17s for the same patient ID Re-attending between 3 & 9 months - Adults	52	107	48.6%	50.0%	51.6%	50.5%
% of FP17s for Band 1 Urgent Courses	11	251	4.4%	9.7%	8.0%	9.1%
% of FP17s Relating to Free Repair or Replacements	0	251	0.0%	0.9%	0.8%	0.8%
% of FP17s Relating to Continuations	7	251	2.8%	1.3%	1.3%	1.3%
% of Patients satisfied with the dentistry they have received	0	0	N/A	91.2%	93.1%	93.2%
% of Patients satisfied with the time they had to wait for an appointment	0	0	N/A	85.6%	89.1%	89.0%

* This is based on patients treated on this contract for their most recent course of treatment. Figures in italics indicate the base number of FP17s or Patient Questionnaire responses are less than 100. N/A is shown where the base number of responses is less than 10 during the period. % is calculated as Quantity/Base number*100

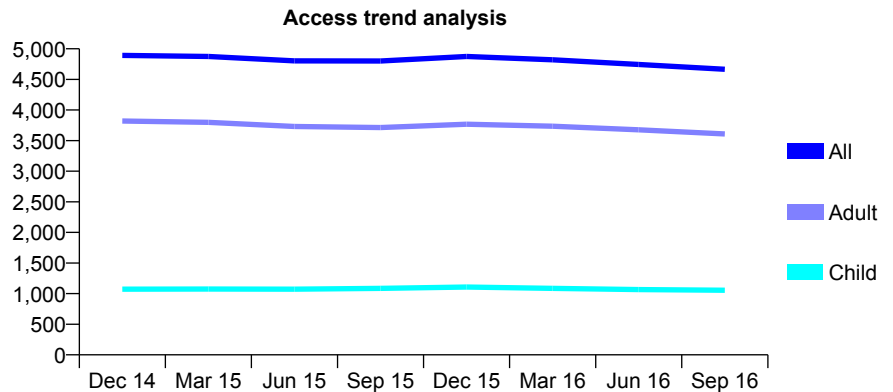
Q56 - Vital Signs At a Glance Contract Report for 148342/0002 - September 2016

Name or company name	Brundall Practice Limited
Contract type name	GDS Contract
Purpose of contract	General
Contract start date	01/10/2012
Contract end date	

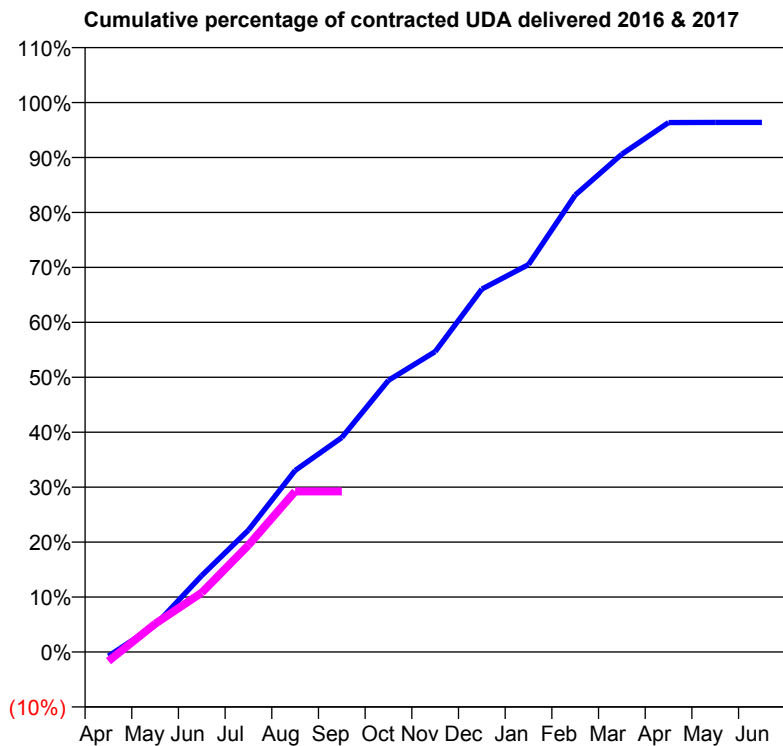
16/17 Contracted general activity (UDA)	16,024
Carry forward general activity (UDA)	580
16/17 Contracted orthodontic activity (UOA)	0
Carry forward orthodontic activity (UOA)	0
Baseline contract value	£396,288.81

ACCESS*

Patients seen in 24 months	Total	Change since previous quarter
Quarter ending September 2015	4,800	
Quarter ending December 2015	4,875	→
Quarter ending March 2016	4,820	↓
Quarter ending June 2016	4,743	↓
Quarter ending September 2016	4,665	↓
Variance since September 2015	(2.8%)	↓



ACTIVITY



Adjusted Scheduled Activity (UDA)		
Month	2016	2017
April	-122	-271
May	779	824
June	2,232	1,732
July	3,556	3,116
August	5,296	4,685
September	6,254	4,685
October	7,922	
November	8,758	
December	10,582	
January	11,296	
February	13,325	
March	14,518	
April	15,441	
May	15,444	
June	15,444	

QUALITY

	Quantity	Base Number	Contract	AT	Region	England
% of FP17s for the same patient ID Re-attending within 3 months - Children	107	772	13.9%	11.3%	12.0%	12.4%
% of FP17s for the same patient ID Re-attending within 3 months - Adults	352	2,193	16.1%	15.2%	15.9%	16.7%
% of FP17s for the same patient ID Re-attending between 3 & 9 months - Children	485	772	62.8%	58.7%	58.6%	57.4%
% of FP17s for the same patient ID Re-attending between 3 & 9 months - Adults	1,293	2,193	59.0%	50.0%	51.6%	50.5%
% of FP17s for Band 1 Urgent Courses	130	2,542	5.1%	9.7%	8.0%	9.1%
% of FP17s Relating to Free Repair or Replacements	50	2,542	2.0%	0.9%	0.8%	0.8%
% of FP17s Relating to Continuations	109	2,542	4.3%	1.3%	1.3%	1.3%
% of Patients satisfied with the dentistry they have received	5	5	N/A	91.2%	93.1%	93.2%
% of Patients satisfied with the time they had to wait for an appointment	5	5	N/A	85.6%	89.1%	89.0%

* This is based on patients treated on this contract for their most recent course of treatment. Figures in italics indicate the base number of FP17s or Patient Questionnaire responses are less than 100. N/A is shown where the base number of responses is less than 10 during the period. % is calculated as Quantity/Base number*100

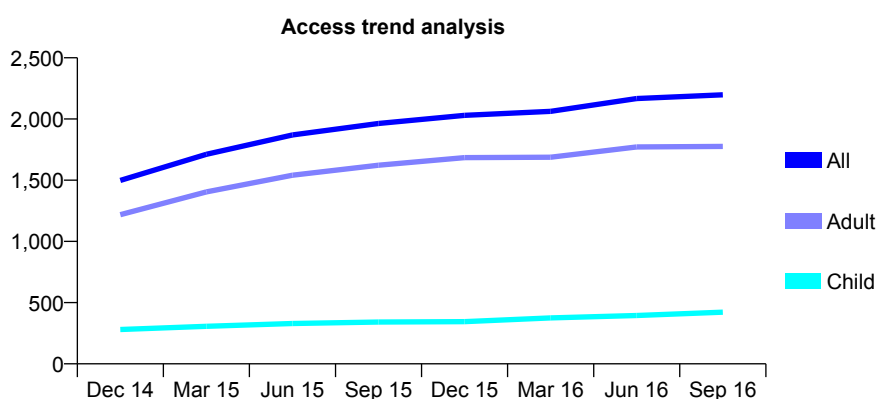
Q56 - Vital Signs At a Glance Contract Report for 148393/0001 - September 2016

Name or company name	Mr M. Eyrumlu and Mr Azad
Contract type name	GDS Contract
Purpose of contract	General
Contract start date	01/02/2014
Contract end date	

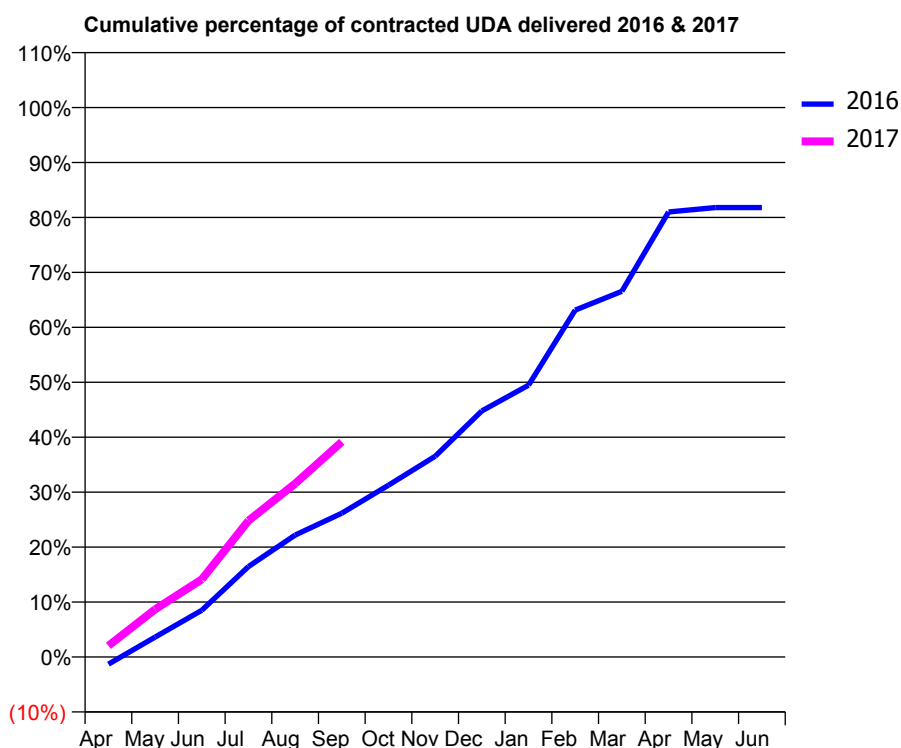
16/17 Contracted general activity (UDA)	9,000
Carry forward general activity (UDA)	0
16/17 Contracted orthodontic activity (UOA)	0
Carry forward orthodontic activity (UOA)	0
Baseline contract value	£263,363.46

ACCESS*

Patients seen in 24 months	Total	Change since previous quarter
Quarter ending September 2015	1,964	
Quarter ending December 2015	2,030	↑
Quarter ending March 2016	2,063	→
Quarter ending June 2016	2,167	↑
Quarter ending September 2016	2,198	→
Variance since September 2015	11.9%	↑



ACTIVITY



Adjusted Scheduled Activity (UDA)		
Month	2016	2017
April	-118	185
May	326	781
June	766	1,273
July	1,482	2,233
August	1,997	2,840
September	2,355	3,523
October	2,814	
November	3,288	
December	4,030	
January	4,452	
February	5,681	
March	5,991	
April	7,290	
May	7,362	
June	7,362	

QUALITY

	Quantity	Base Number	Contract	AT	Region	England
% of FP17s for the same patient ID Re-attending within 3 months - Children	29	347	8.4%	11.3%	12.0%	12.4%
% of FP17s for the same patient ID Re-attending within 3 months - Adults	333	1,427	23.3%	15.2%	15.9%	16.7%
% of FP17s for the same patient ID Re-attending between 3 & 9 months - Children	153	347	44.1%	58.7%	58.6%	57.4%
% of FP17s for the same patient ID Re-attending between 3 & 9 months - Adults	310	1,427	21.7%	50.0%	51.6%	50.5%
% of FP17s for Band 1 Urgent Courses	251	1,388	18.1%	9.7%	8.0%	9.1%
% of FP17s Relating to Free Repair or Replacements	53	1,388	3.8%	0.9%	0.8%	0.8%
% of FP17s Relating to Continuations	54	1,388	3.9%	1.3%	1.3%	1.3%
% of Patients satisfied with the dentistry they have received	1	1	N/A	91.2%	93.1%	93.2%
% of Patients satisfied with the time they had to wait for an appointment	1	1	N/A	85.6%	89.1%	89.0%

* This is based on patients treated on this contract for their most recent course of treatment. Figures in italics indicate the base number of FP17s or Patient Questionnaire responses are less than 100. N/A is shown where the base number of responses is less than 10 during the period. % is calculated as Quantity/Base number*100

Q56 - Vital Signs At a Glance Contract Report for 149071/0001 - September 2016

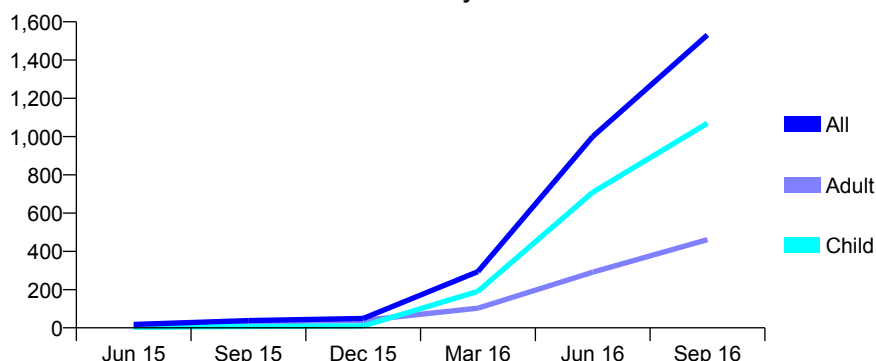
Name or company name	P.V. Humber & C. Hancock
Contract type name	GDS Contract
Purpose of contract	General
Contract start date	01/04/2015
Contract end date	

16/17 Contracted general activity (UDA)	4,694
Carry forward general activity (UDA)	26
16/17 Contracted orthodontic activity (UOA)	0
Carry forward orthodontic activity (UOA)	0
Baseline contract value	£119,213.88

ACCESS*

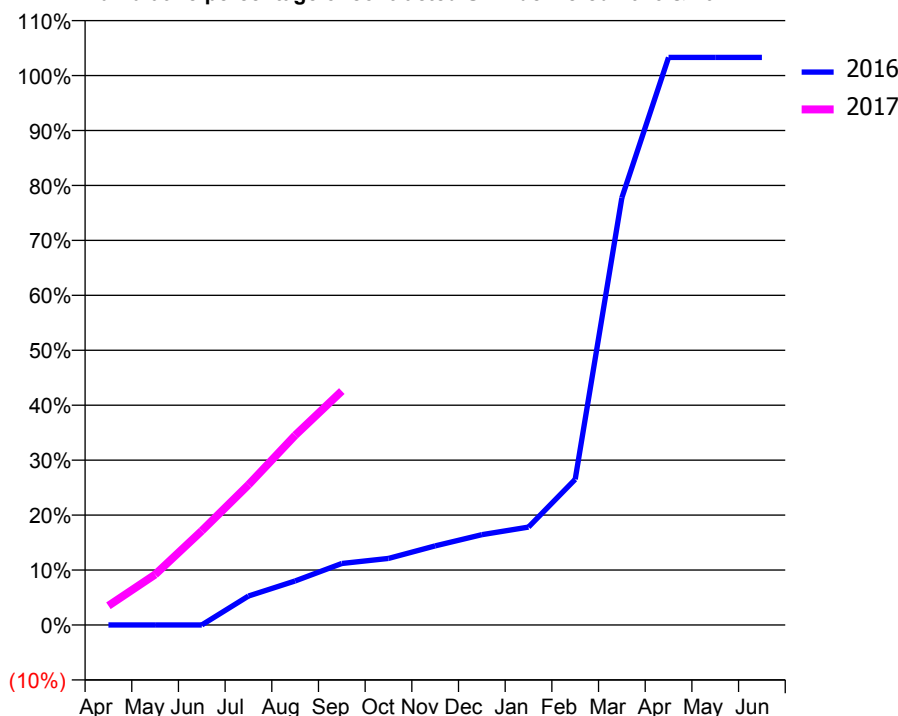
Patients seen in 24 months	Total	Change since previous quarter
Quarter ending September 2015	38	
Quarter ending December 2015	49	↑
Quarter ending March 2016	294	↑
Quarter ending June 2016	1,000	↑
Quarter ending September 2016	1,531	↑
Variance since September 2015	3928.9%	↑

Access trend analysis



ACTIVITY

Cumulative percentage of contracted UDA delivered 2016 & 2017



Adjusted Scheduled Activity (UDA)		
Month	2016	2017
April	0	165
May	0	431
June	0	805
July	23	1,198
August	35	1,620
September	49	1,999
October	53	
November	63	
December	72	
January	78	
February	116	
March	341	
April	453	
May	453	
June	453	

QUALITY

	Quantity	Base Number	Contract	AT	Region	England
% of FP17s for the same patient ID Re-attending within 3 months - Children	45	1,077	4.2%	11.3%	12.0%	12.4%
% of FP17s for the same patient ID Re-attending within 3 months - Adults	45	461	9.8%	15.2%	15.9%	16.7%
% of FP17s for the same patient ID Re-attending between 3 & 9 months - Children	60	1,077	5.6%	58.7%	58.6%	57.4%
% of FP17s for the same patient ID Re-attending between 3 & 9 months - Adults	55	461	11.9%	50.0%	51.6%	50.5%
% of FP17s for Band 1 Urgent Courses	0	1,446	0.0%	9.7%	8.0%	9.1%
% of FP17s Relating to Free Repair or Replacements	0	1,446	0.0%	0.9%	0.8%	0.8%
% of FP17s Relating to Continuations	0	1,446	0.0%	1.3%	1.3%	1.3%
% of Patients satisfied with the dentistry they have received	2	2	N/A	91.2%	93.1%	93.2%
% of Patients satisfied with the time they had to wait for an appointment	2	2	N/A	85.6%	89.1%	89.0%

* This is based on patients treated on this contract for their most recent course of treatment. Figures in italics indicate the base number of FP17s or Patient Questionnaire responses are less than 100. N/A is shown where the base number of responses is less than 10 during the period. % is calculated as Quantity/Base number*100

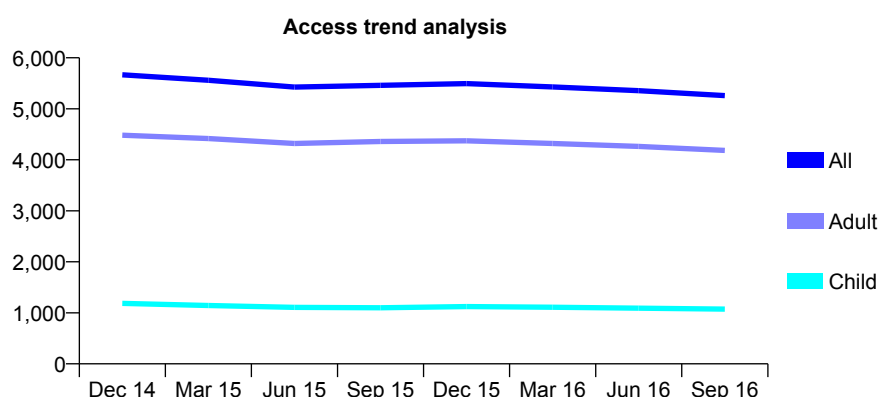
Q56 - Vital Signs At a Glance Contract Report for 149462/0001 - September 2016

Name or company name	A H Trueman Ltd
Contract type name	Pilot Contract
Purpose of contract	General
Contract start date	01/04/2008
Contract end date	

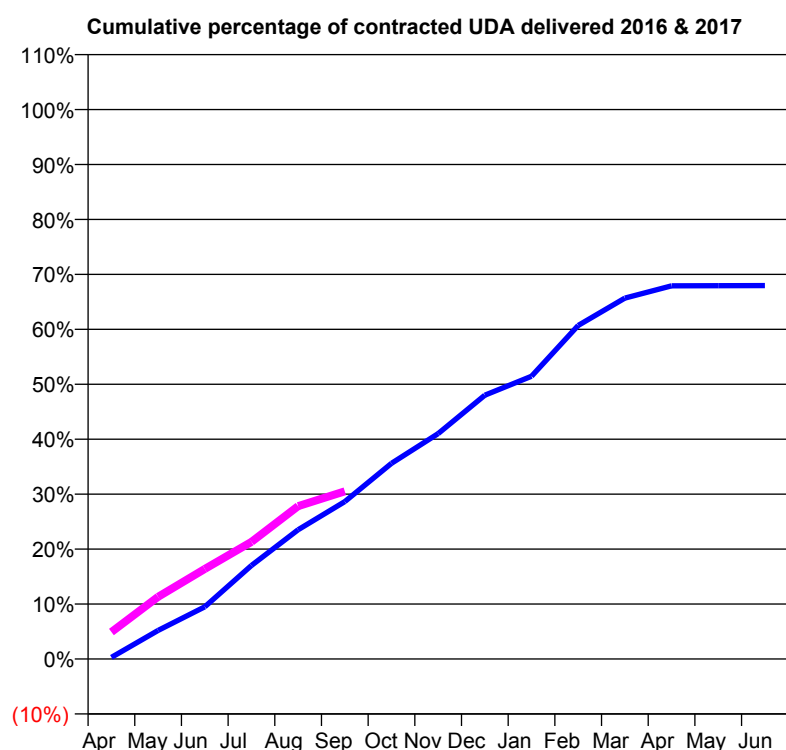
16/17 Contracted general activity (UDA)	16,655
Carry forward general activity (UDA)	0
16/17 Contracted orthodontic activity (UOA)	0
Carry forward orthodontic activity (UOA)	0
Baseline contract value	£413,951.29

ACCESS*

Patients seen in 24 months	Total	Change since previous quarter
Quarter ending September 2015	5,459	
Quarter ending December 2015	5,495	→
Quarter ending March 2016	5,430	↓
Quarter ending June 2016	5,356	↓
Quarter ending September 2016	5,259	↓
Variance since September 2015	(3.7%)	↓



ACTIVITY



Adjusted Scheduled Activity (UDA)		
Month	2016	2017
April	52	820
May	867	1,886
June	1,584	2,729
July	2,835	3,550
August	3,919	4,632
September	4,773	5,084
October	5,932	
November	6,833	
December	7,997	
January	8,570	
February	10,108	
March	10,937	
April	11,309	
May	11,314	
June	11,318	

QUALITY

	Quantity	Base Number	Contract	AT	Region	England
% of FP17s for the same patient ID Re-attending within 3 months - Children	35	733	4.8%	11.3%	12.0%	12.4%
% of FP17s for the same patient ID Re-attending within 3 months - Adults	330	2,546	13.0%	15.2%	15.9%	16.7%
% of FP17s for the same patient ID Re-attending between 3 & 9 months - Children	447	733	61.0%	58.7%	58.6%	57.4%
% of FP17s for the same patient ID Re-attending between 3 & 9 months - Adults	1,418	2,546	55.7%	50.0%	51.6%	50.5%
% of FP17s for Band 1 Urgent Courses	1	2,972	0.0%	9.7%	8.0%	9.1%
% of FP17s Relating to Free Repair or Replacements	10	2,972	0.3%	0.9%	0.8%	0.8%
% of FP17s Relating to Continuations	146	2,972	4.9%	1.3%	1.3%	1.3%
% of Patients satisfied with the dentistry they have received	3	4	N/A	91.2%	93.1%	93.2%
% of Patients satisfied with the time they had to wait for an appointment	3	4	N/A	85.6%	89.1%	89.0%

* This is based on patients treated on this contract for their most recent course of treatment. Figures in italics indicate the base number of FP17s or Patient Questionnaire responses are less than 100. N/A is shown where the base number of responses is less than 10 during the period. % is calculated as Quantity/Base number*100

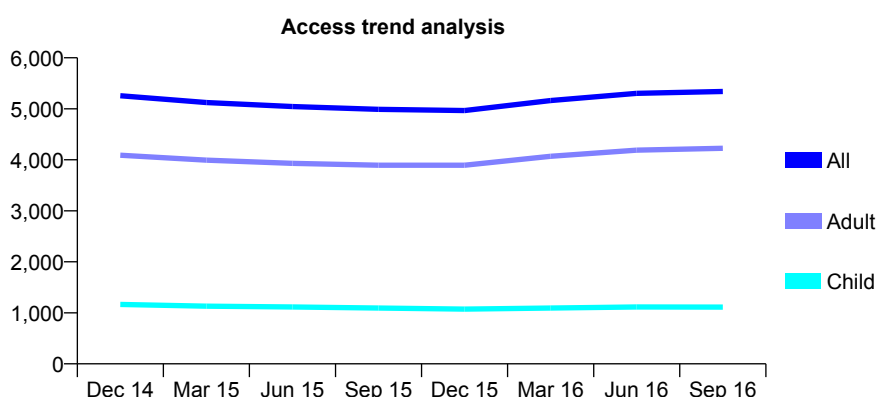
Q56 - Vital Signs At a Glance Contract Report for 151270/0001 - September 2016

Name or company name	Station View Dental Practice
Contract type name	GDS Contract
Purpose of contract	General
Contract start date	01/10/2010
Contract end date	

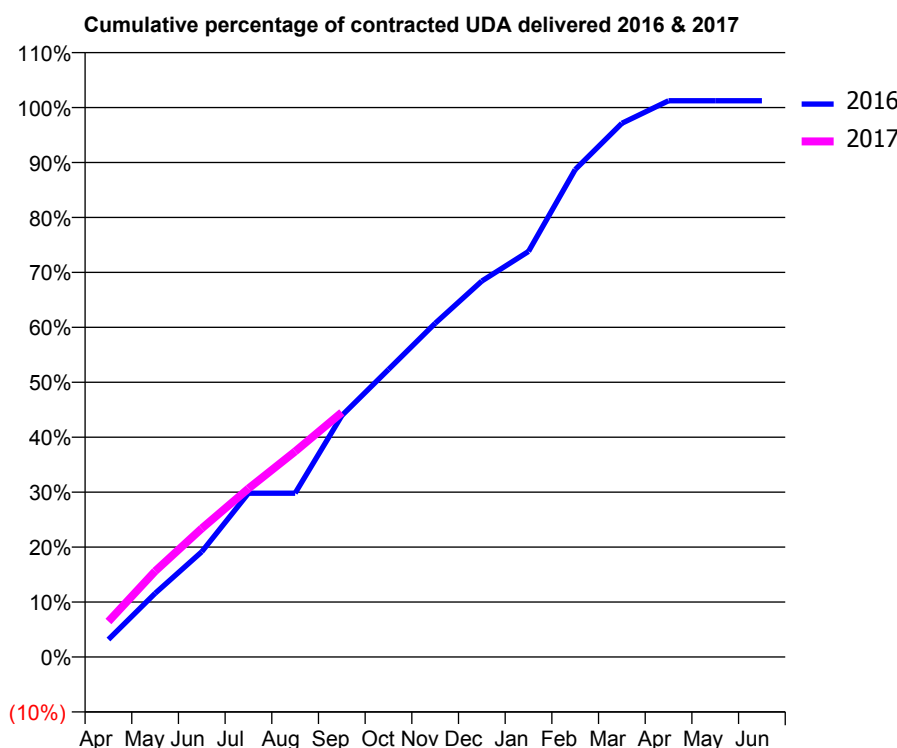
16/17 Contracted general activity (UDA)	14,315
Carry forward general activity (UDA)	-176
16/17 Contracted orthodontic activity (UOA)	0
Carry forward orthodontic activity (UOA)	0
Baseline contract value	£332,905.32

ACCESS*

Patients seen in 24 months	Total	Change since previous quarter
Quarter ending September 2015	4,989	
Quarter ending December 2015	4,967	→
Quarter ending March 2016	5,162	↑
Quarter ending June 2016	5,304	↑
Quarter ending September 2016	5,339	→
Variance since September 2015	7.0%	↑



ACTIVITY



Adjusted Scheduled Activity (UDA)		
Month	2016	2017
April	458	925
May	1,658	2,237
June	2,743	3,351
July	4,269	4,388
August	4,269	5,356
September	6,288	6,373
October	7,490	
November	8,692	
December	9,793	
January	10,567	
February	12,698	
March	13,904	
April	14,491	
May	14,491	
June	14,491	

QUALITY

	Quantity	Base Number	Contract	AT	Region	England
% of FP17s for the same patient ID Re-attending within 3 months - Children	36	712	5.1%	11.3%	12.0%	12.4%
% of FP17s for the same patient ID Re-attending within 3 months - Adults	373	2,977	12.5%	15.2%	15.9%	16.7%
% of FP17s for the same patient ID Re-attending between 3 & 9 months - Children	312	712	43.8%	58.7%	58.6%	57.4%
% of FP17s for the same patient ID Re-attending between 3 & 9 months - Adults	1,516	2,977	50.9%	50.0%	51.6%	50.5%
% of FP17s for Band 1 Urgent Courses	273	3,387	8.1%	9.7%	8.0%	9.1%
% of FP17s Relating to Free Repair or Replacements	38	3,387	1.1%	0.9%	0.8%	0.8%
% of FP17s Relating to Continuations	78	3,387	2.3%	1.3%	1.3%	1.3%
% of Patients satisfied with the dentistry they have received	6	6	N/A	91.2%	93.1%	93.2%
% of Patients satisfied with the time they had to wait for an appointment	5	6	N/A	85.6%	89.1%	89.0%

* This is based on patients treated on this contract for their most recent course of treatment. Figures in italics indicate the base number of FP17s or Patient Questionnaire responses are less than 100. N/A is shown where the base number of responses is less than 10 during the period. % is calculated as Quantity/Base number*100

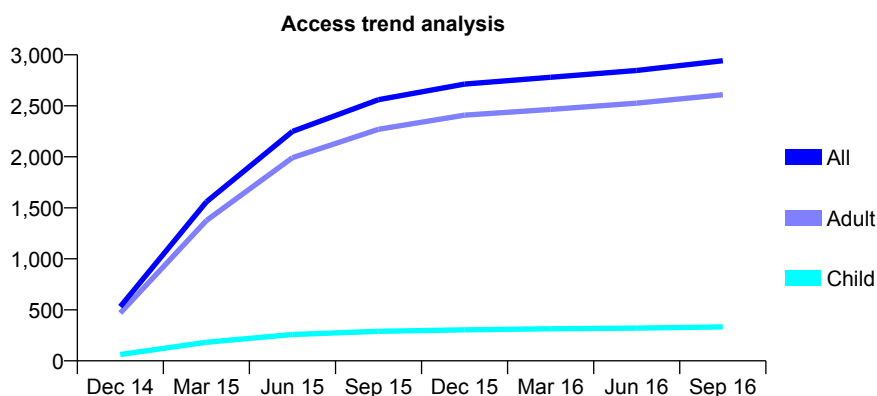
Q56 - Vital Signs At a Glance Contract Report for 153990/0001 - September 2016

Name or company name	Hunstanton Dental Practice
Contract type name	GDS Contract
Purpose of contract	General
Contract start date	31/10/2014
Contract end date	

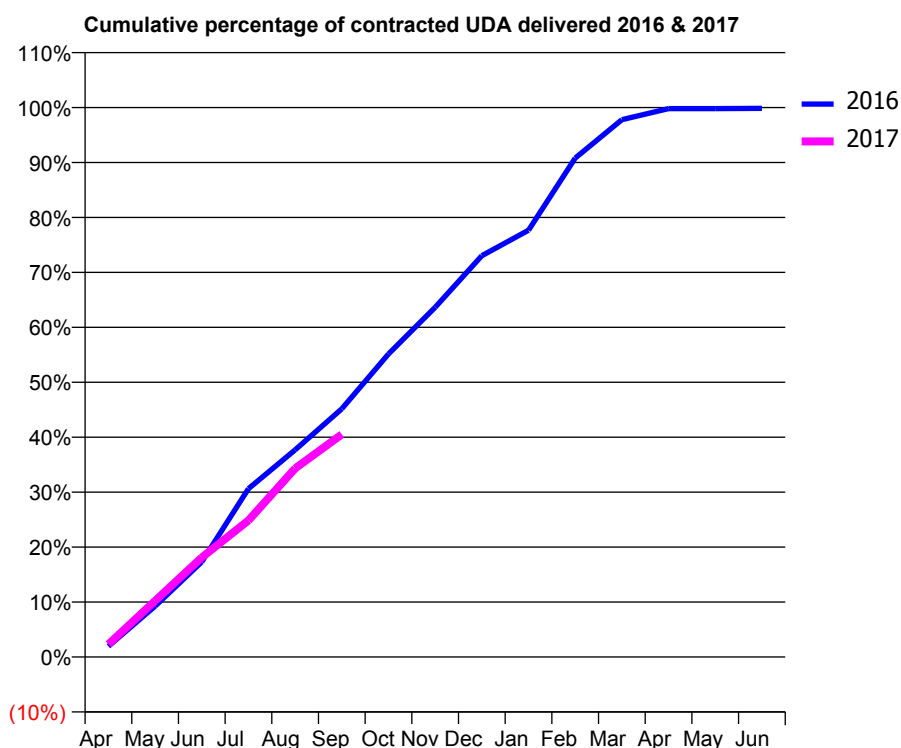
16/17 Contracted general activity (UDA)	10,400
Carry forward general activity (UDA)	16
16/17 Contracted orthodontic activity (UOA)	0
Carry forward orthodontic activity (UOA)	0
Baseline contract value	£299,510.36

ACCESS*

Patients seen in 24 months	Total	Change since previous quarter
Quarter ending September 2015	2,560	
Quarter ending December 2015	2,713	↑
Quarter ending March 2016	2,780	↑
Quarter ending June 2016	2,847	↑
Quarter ending September 2016	2,942	↑
Variance since September 2015	14.9%	↑



ACTIVITY



Adjusted Scheduled Activity (UDA)		
Month	2016	2017
April	204	240
May	963	1,064
June	1,800	1,883
July	3,186	2,586
August	3,920	3,569
September	4,699	4,214
October	5,736	
November	6,620	
December	7,595	
January	8,076	
February	9,442	
March	10,169	
April	10,379	
May	10,380	
June	10,384	

QUALITY

	Quantity	Base Number	Contract	AT	Region	England
% of FP17s for the same patient ID Re-attending within 3 months - Children	13	254	5.1%	11.3%	12.0%	12.4%
% of FP17s for the same patient ID Re-attending within 3 months - Adults	177	1,937	9.1%	15.2%	15.9%	16.7%
% of FP17s for the same patient ID Re-attending between 3 & 9 months - Children	171	254	67.3%	58.7%	58.6%	57.4%
% of FP17s for the same patient ID Re-attending between 3 & 9 months - Adults	1,256	1,937	64.8%	50.0%	51.6%	50.5%
% of FP17s for Band 1 Urgent Courses	74	2,070	3.6%	9.7%	8.0%	9.1%
% of FP17s Relating to Free Repair or Replacements	7	2,070	0.3%	0.9%	0.8%	0.8%
% of FP17s Relating to Continuations	12	2,070	0.6%	1.3%	1.3%	1.3%
% of Patients satisfied with the dentistry they have received	8	8	N/A	91.2%	93.1%	93.2%
% of Patients satisfied with the time they had to wait for an appointment	8	8	N/A	85.6%	89.1%	89.0%

* This is based on patients treated on this contract for their most recent course of treatment. Figures in italics indicate the base number of FP17s or Patient Questionnaire responses are less than 100. N/A is shown where the base number of responses is less than 10 during the period. % is calculated as Quantity/Base number*100

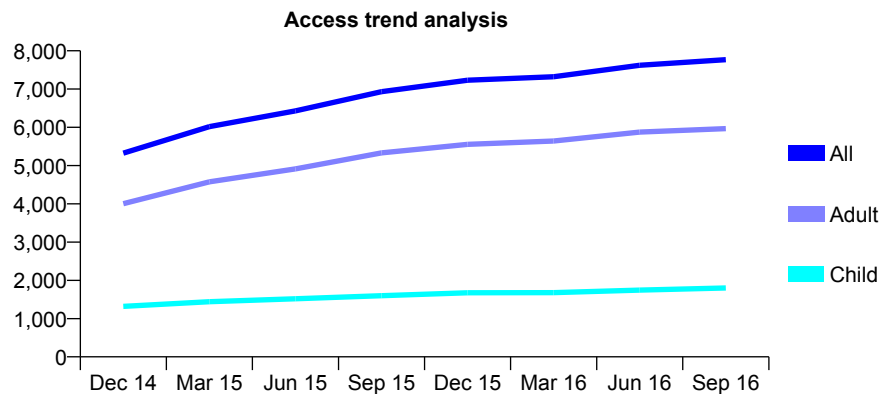
Q56 - Vital Signs At a Glance Contract Report for 154180/0001 - September 2016

Name or company name	Mr Abdel R Achour & Ms Stacey Gore
Contract type name	GDS Contract
Purpose of contract	General
Contract start date	01/03/2014
Contract end date	

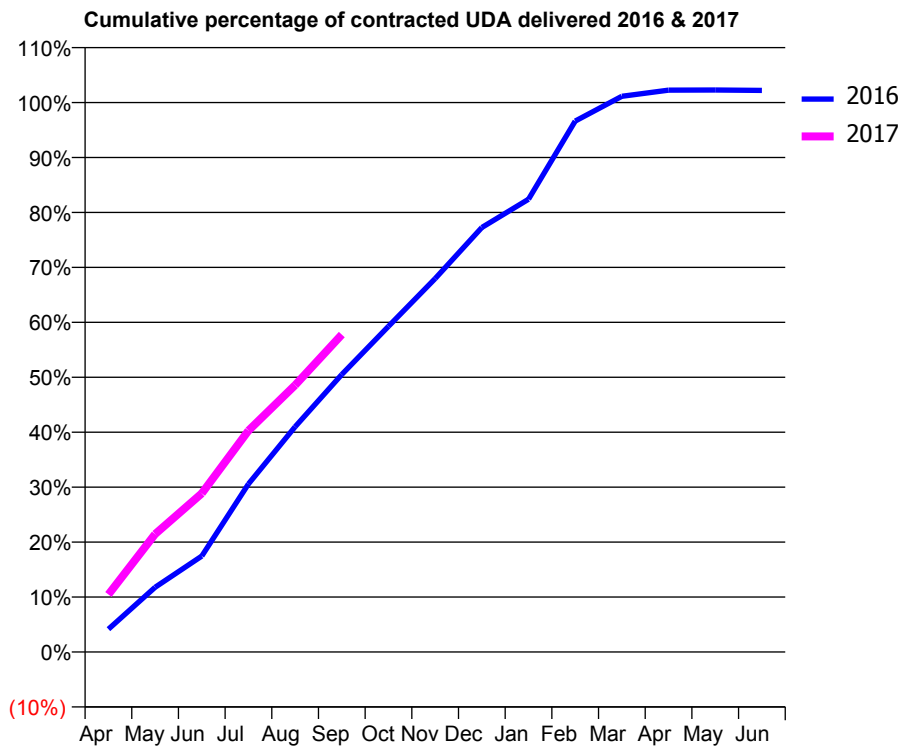
16/17 Contracted general activity (UDA)	19,213
Carry forward general activity (UDA)	-384
16/17 Contracted orthodontic activity (UOA)	0
Carry forward orthodontic activity (UOA)	0
Baseline contract value	£465,241.86

ACCESS*

Patients seen in 24 months	Total	Change since previous quarter
Quarter ending September 2015	6,930	
Quarter ending December 2015	7,231	↑
Quarter ending March 2016	7,321	→
Quarter ending June 2016	7,623	↑
Quarter ending September 2016	7,767	→
Variance since September 2015	12.1%	↑



ACTIVITY



Month	Adjusted Scheduled Activity (UDA)	
	2016	2017
April	799	2,010
May	2,263	4,123
June	3,354	5,545
July	5,879	7,744
August	7,876	9,334
September	9,705	11,100
October	11,386	
November	13,056	
December	14,842	
January	15,830	
February	18,562	
March	19,430	
April	19,644	
May	19,648	
June	19,637	

QUALITY

	Quantity	Base Number	Contract	AT	Region	England
% of FP17s for the same patient ID Re-attending within 3 months - Children	92	1,519	6.1%	11.3%	12.0%	12.4%
% of FP17s for the same patient ID Re-attending within 3 months - Adults	371	3,752	9.9%	15.2%	15.9%	16.7%
% of FP17s for the same patient ID Re-attending between 3 & 9 months - Children	1,020	1,519	67.1%	58.7%	58.6%	57.4%
% of FP17s for the same patient ID Re-attending between 3 & 9 months - Adults	1,502	3,752	40.0%	50.0%	51.6%	50.5%
% of FP17s for Band 1 Urgent Courses	293	5,076	5.8%	9.7%	8.0%	9.1%
% of FP17s Relating to Free Repair or Replacements	48	5,076	0.9%	0.9%	0.8%	0.8%
% of FP17s Relating to Continuations	33	5,076	0.7%	1.3%	1.3%	1.3%
% of Patients satisfied with the dentistry they have received	5	7	N/A	91.2%	93.1%	93.2%
% of Patients satisfied with the time they had to wait for an appointment	7	7	N/A	85.6%	89.1%	89.0%

* This is based on patients treated on this contract for their most recent course of treatment. Figures in italics indicate the base number of FP17s or Patient Questionnaire responses are less than 100. N/A is shown where the base number of responses is less than 10 during the period. % is calculated as Quantity/Base number*100

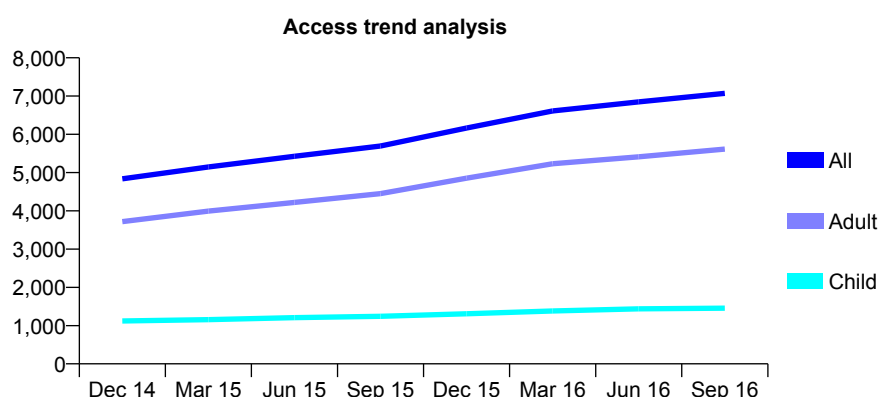
Q56 - Vital Signs At a Glance Contract Report for 155748/0001 - September 2016

Name or company name	S Williams, M Prasad & J Bedford
Contract type name	GDS Contract
Purpose of contract	General
Contract start date	01/04/2014
Contract end date	

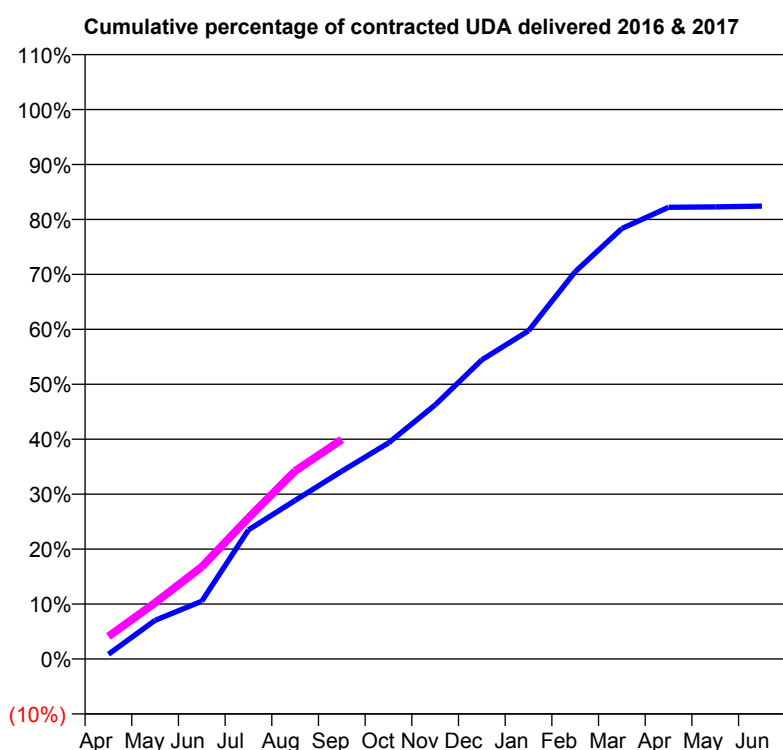
16/17 Contracted general activity (UDA)	24,407
Carry forward general activity (UDA)	0
16/17 Contracted orthodontic activity (UOA)	0
Carry forward orthodontic activity (UOA)	0
Baseline contract value	£636,692.89

ACCESS*

Patients seen in 24 months	Total	Change since previous quarter
Quarter ending September 2015	5,693	
Quarter ending December 2015	6,163	↑
Quarter ending March 2016	6,611	↑
Quarter ending June 2016	6,849	↑
Quarter ending September 2016	7,071	↑
Variance since September 2015	24.2%	↑



ACTIVITY



Adjusted Scheduled Activity (UDA)		
Month	2016	2017
April	213	1,007
May	1,719	2,495
June	2,569	4,096
July	5,737	6,266
August	7,043	8,354
September	8,340	9,745
October	9,598	
November	11,285	
December	13,287	
January	14,577	
February	17,203	
March	19,121	
April	20,065	
May	20,080	
June	20,115	

QUALITY

	Quantity	Base Number	Contract	AT	Region	England
% of FP17s for the same patient ID Re-attending within 3 months - Children	94	1,160	8.1%	11.3%	12.0%	12.4%
% of FP17s for the same patient ID Re-attending within 3 months - Adults	515	4,058	12.7%	15.2%	15.9%	16.7%
% of FP17s for the same patient ID Re-attending between 3 & 9 months - Children	713	1,160	61.5%	58.7%	58.6%	57.4%
% of FP17s for the same patient ID Re-attending between 3 & 9 months - Adults	2,236	4,058	55.1%	50.0%	51.6%	50.5%
% of FP17s for Band 1 Urgent Courses	391	4,739	8.3%	9.7%	8.0%	9.1%
% of FP17s Relating to Free Repair or Replacements	29	4,739	0.6%	0.9%	0.8%	0.8%
% of FP17s Relating to Continuations	70	4,739	1.5%	1.3%	1.3%	1.3%
% of Patients satisfied with the dentistry they have received	5	5	N/A	91.2%	93.1%	93.2%
% of Patients satisfied with the time they had to wait for an appointment	5	5	N/A	85.6%	89.1%	89.0%

* This is based on patients treated on this contract for their most recent course of treatment. Figures in italics indicate the base number of FP17s or Patient Questionnaire responses are less than 100. N/A is shown where the base number of responses is less than 10 during the period. % is calculated as Quantity/Base number*100

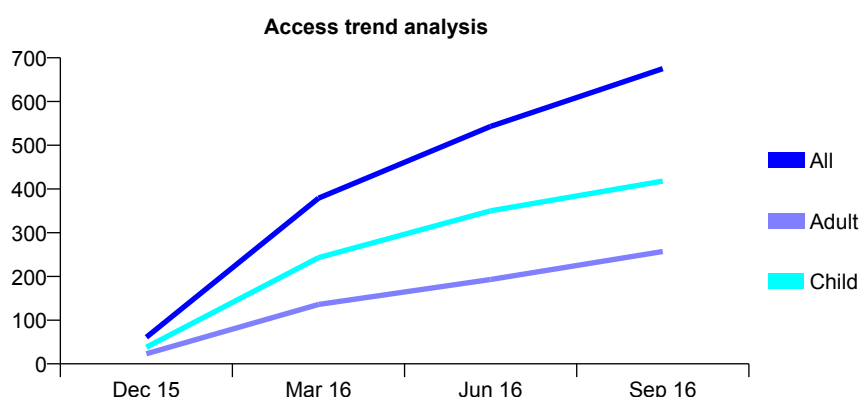
Q56 - Vital Signs At a Glance Contract Report for 157635/0001 - September 2016

Name or company name	Friars Street Dental Ltd
Contract type name	GDS Contract
Purpose of contract	General and Orthodontic
Contract start date	01/11/2015
Contract end date	

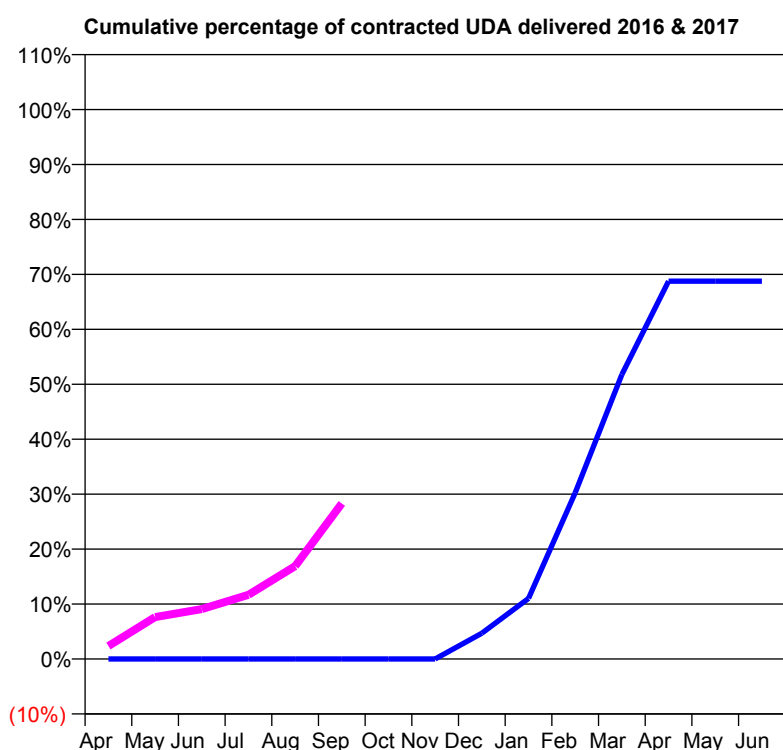
16/17 Contracted general activity (UDA)	2,500
Carry forward general activity (UDA)	0
16/17 Contracted orthodontic activity (UOA)	2,022
Carry forward orthodontic activity (UOA)	0
Baseline contract value	£184,009.30

ACCESS*

Patients seen in 24 months	Total	Change since previous quarter
Quarter ending September 2015	0	
Quarter ending December 2015	61	↑
Quarter ending March 2016	379	↑
Quarter ending June 2016	543	↑
Quarter ending September 2016	675	↑
Variance since September 2015	N/A	



ACTIVITY



Adjusted Scheduled Activity (UDA)		
Month	2016	2017
April	0	59
May	0	191
June	0	227
July	0	292
August	0	423
September	0	708
October	0	
November	0	
December	49	
January	115	
February	315	
March	539	
April	716	
May	716	
June	716	

QUALITY

	Quantity	Base Number	Contract	AT	Region	England
% of FP17s for the same patient ID Re-attending within 3 months - Children	23	461	5.0%	11.3%	12.0%	12.4%
% of FP17s for the same patient ID Re-attending within 3 months - Adults	14	199	7.0%	15.2%	15.9%	16.7%
% of FP17s for the same patient ID Re-attending between 3 & 9 months - Children	120	461	26.0%	58.7%	58.6%	57.4%
% of FP17s for the same patient ID Re-attending between 3 & 9 months - Adults	53	199	26.6%	50.0%	51.6%	50.5%
% of FP17s for Band 1 Urgent Courses	4	434	0.9%	9.7%	8.0%	9.1%
% of FP17s Relating to Free Repair or Replacements	0	434	0.0%	0.9%	0.8%	0.8%
% of FP17s Relating to Continuations	0	434	0.0%	1.3%	1.3%	1.3%
% of Patients satisfied with the dentistry they have received	1	1	N/A	91.2%	93.1%	93.2%
% of Patients satisfied with the time they had to wait for an appointment	1	1	N/A	85.6%	89.1%	89.0%

* This is based on patients treated on this contract for their most recent course of treatment. Figures in italics indicate the base number of FP17s or Patient Questionnaire responses are less than 100. N/A is shown where the base number of responses is less than 10 during the period. % is calculated as Quantity/Base number*100

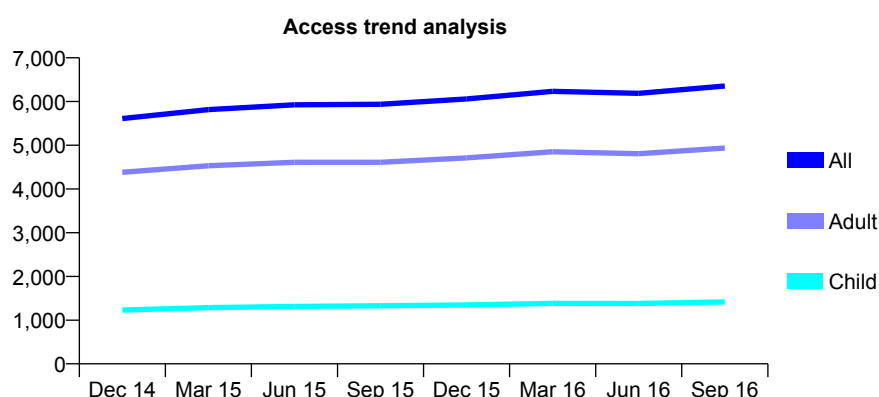
Q56 - Vital Signs At a Glance Contract Report for 158194/0023 - September 2016

Name or company name	Denticare Ltd
Contract type name	GDS Contract
Purpose of contract	General
Contract start date	01/06/2009
Contract end date	

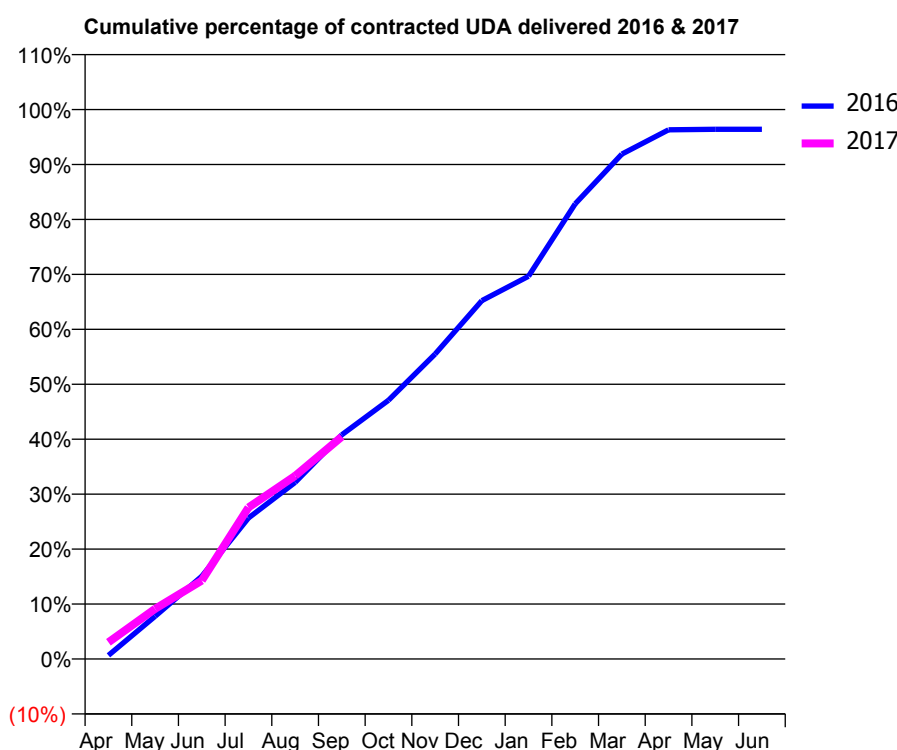
16/17 Contracted general activity (UDA)	14,965
Carry forward general activity (UDA)	0
16/17 Contracted orthodontic activity (UOA)	0
Carry forward orthodontic activity (UOA)	0
Baseline contract value	£354,224.95

ACCESS*

Patients seen in 24 months	Total	Change since previous quarter
Quarter ending September 2015	5,937	
Quarter ending December 2015	6,059	↑
Quarter ending March 2016	6,234	↑
Quarter ending June 2016	6,186	→
Quarter ending September 2016	6,356	↑
Variance since September 2015	7.1%	↑



ACTIVITY



Adjusted Scheduled Activity (UDA)		
Month	2016	2017
April	101	456
May	1,165	1,367
June	2,253	2,136
July	3,841	4,126
August	4,809	4,990
September	6,106	6,054
October	7,047	
November	8,308	
December	9,761	
January	10,423	
February	12,397	
March	13,752	
April	14,413	
May	14,426	
June	14,427	

QUALITY

	Quantity	Base Number	Contract	AT	Region	England
% of FP17s for the same patient ID Re-attending within 3 months - Children	34	998	3.4%	11.3%	12.0%	12.4%
% of FP17s for the same patient ID Re-attending within 3 months - Adults	379	2,913	13.0%	15.2%	15.9%	16.7%
% of FP17s for the same patient ID Re-attending between 3 & 9 months - Children	525	998	52.6%	58.7%	58.6%	57.4%
% of FP17s for the same patient ID Re-attending between 3 & 9 months - Adults	1,359	2,913	46.7%	50.0%	51.6%	50.5%
% of FP17s for Band 1 Urgent Courses	466	3,515	13.3%	9.7%	8.0%	9.1%
% of FP17s Relating to Free Repair or Replacements	20	3,515	0.6%	0.9%	0.8%	0.8%
% of FP17s Relating to Continuations	30	3,515	0.9%	1.3%	1.3%	1.3%
% of Patients satisfied with the dentistry they have received	2	2	N/A	91.2%	93.1%	93.2%
% of Patients satisfied with the time they had to wait for an appointment	2	2	N/A	85.6%	89.1%	89.0%

* This is based on patients treated on this contract for their most recent course of treatment. Figures in italics indicate the base number of FP17s or Patient Questionnaire responses are less than 100. N/A is shown where the base number of responses is less than 10 during the period. % is calculated as Quantity/Base number*100

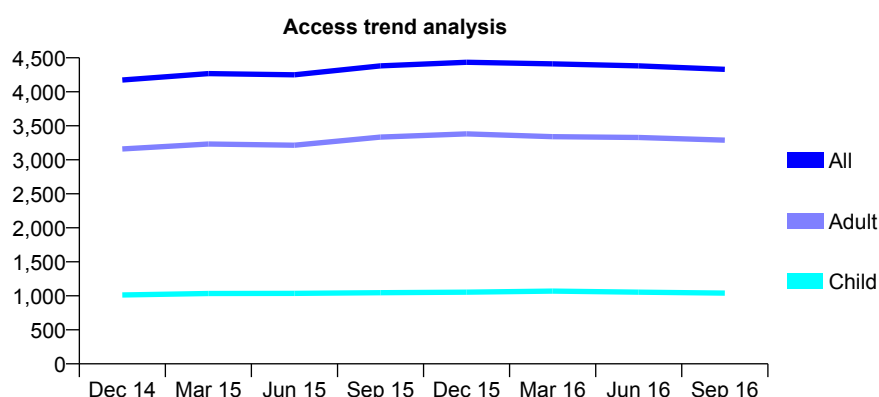
Q56 - Vital Signs At a Glance Contract Report for 158194/0025 - September 2016

Name or company name	Denticare Ltd
Contract type name	GDS Contract
Purpose of contract	General
Contract start date	12/04/2010
Contract end date	31/03/2018

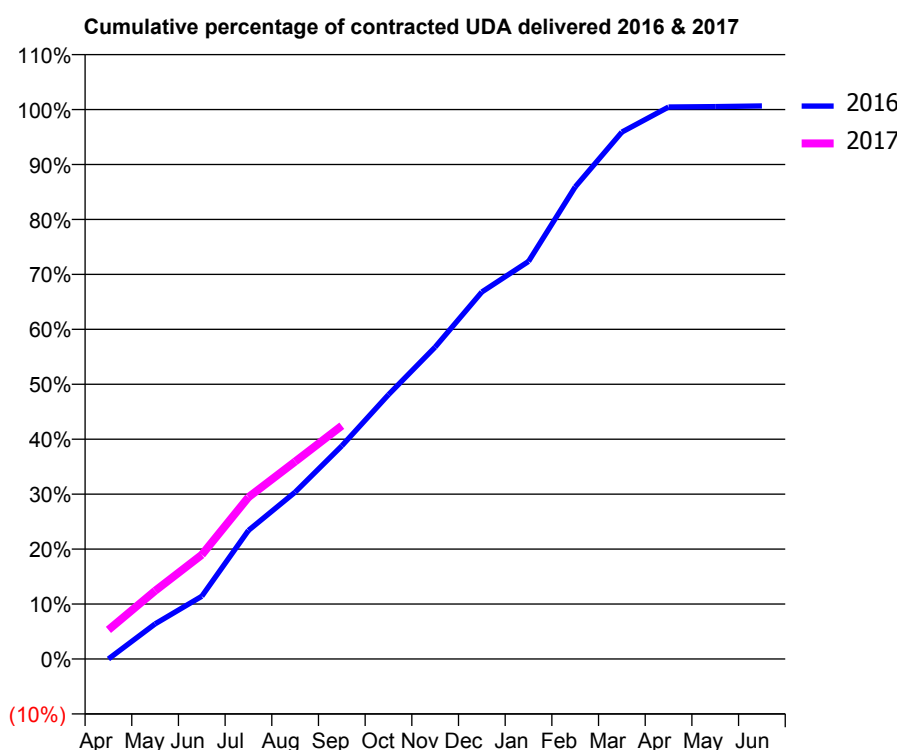
16/17 Contracted general activity (UDA)	12,000
Carry forward general activity (UDA)	-76
16/17 Contracted orthodontic activity (UOA)	0
Carry forward orthodontic activity (UOA)	0
Baseline contract value	£291,224.40

ACCESS*

Patients seen in 24 months	Total	Change since previous quarter
Quarter ending September 2015	4,381	
Quarter ending December 2015	4,434	→
Quarter ending March 2016	4,410	→
Quarter ending June 2016	4,382	→
Quarter ending September 2016	4,331	↓
Variance since September 2015	(1.1%)	↓



ACTIVITY



Month	Adjusted Scheduled Activity (UDA)	
	2016	2017
April	0	637
May	768	1,489
June	1,371	2,275
July	2,808	3,533
August	3,644	4,312
September	4,656	5,094
October	5,772	
November	6,812	
December	8,015	
January	8,683	
February	10,310	
March	11,507	
April	12,053	
May	12,063	
June	12,076	

QUALITY

	Quantity	Base Number	Contract	AT	Region	England
% of FP17s for the same patient ID Re-attending within 3 months - Children	35	616	5.7%	11.3%	12.0%	12.4%
% of FP17s for the same patient ID Re-attending within 3 months - Adults	282	1,969	14.3%	15.2%	15.9%	16.7%
% of FP17s for the same patient ID Re-attending between 3 & 9 months - Children	241	616	39.1%	58.7%	58.6%	57.4%
% of FP17s for the same patient ID Re-attending between 3 & 9 months - Adults	950	1,969	48.2%	50.0%	51.6%	50.5%
% of FP17s for Band 1 Urgent Courses	271	2,391	11.3%	9.7%	8.0%	9.1%
% of FP17s Relating to Free Repair or Replacements	7	2,391	0.3%	0.9%	0.8%	0.8%
% of FP17s Relating to Continuations	38	2,391	1.6%	1.3%	1.3%	1.3%
% of Patients satisfied with the dentistry they have received	6	6	N/A	91.2%	93.1%	93.2%
% of Patients satisfied with the time they had to wait for an appointment	6	6	N/A	85.6%	89.1%	89.0%

* This is based on patients treated on this contract for their most recent course of treatment. Figures in italics indicate the base number of FP17s or Patient Questionnaire responses are less than 100. N/A is shown where the base number of responses is less than 10 during the period. % is calculated as Quantity/Base number*100

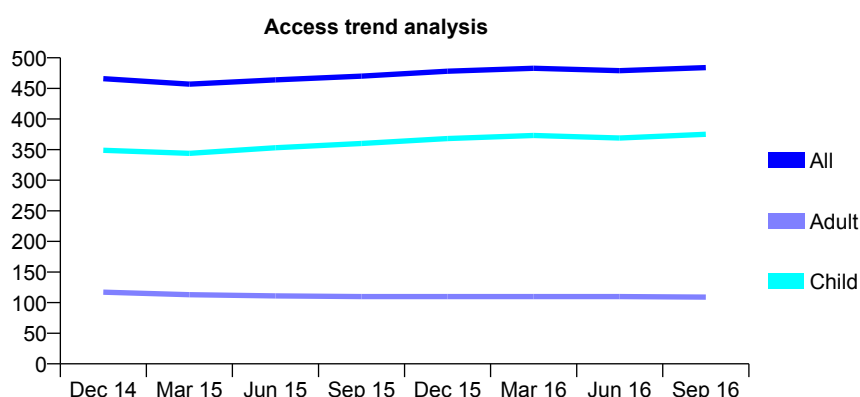
Q56 - Vital Signs At a Glance Contract Report for 158976/0001 - September 2016

Name or company name	Tuddenham Road Dental Surgery
Contract type name	PDS Contract
Purpose of contract	General
Contract start date	01/04/2012
Contract end date	31/03/2018

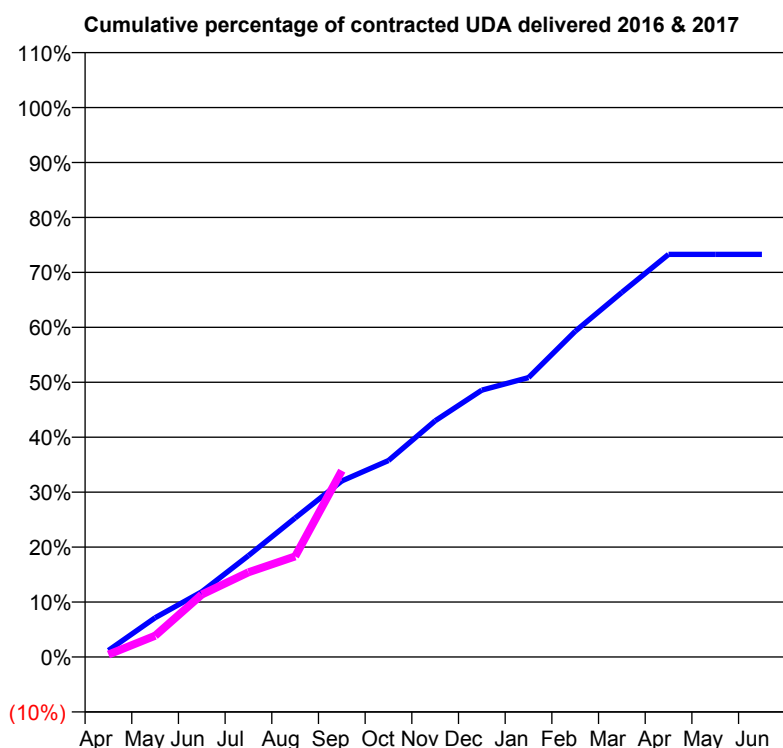
16/17 Contracted general activity (UDA)	1,331
Carry forward general activity (UDA)	0
16/17 Contracted orthodontic activity (UOA)	0
Carry forward orthodontic activity (UOA)	0
Baseline contract value	£29,397.00

ACCESS*

Patients seen in 24 months	Total	Change since previous quarter
Quarter ending September 2015	470	
Quarter ending December 2015	478	→
Quarter ending March 2016	483	→
Quarter ending June 2016	479	→
Quarter ending September 2016	484	→
Variance since September 2015	3.0%	↑



ACTIVITY



Adjusted Scheduled Activity (UDA)		
Month	2016	2017
April	16	6
May	95	51
June	158	151
July	246	205
August	337	244
September	427	451
October	476	
November	572	
December	646	
January	677	
February	789	
March	883	
April	975	
May	975	
June	975	

QUALITY

	Quantity	Base Number	Contract	AT	Region	England
% of FP17s for the same patient ID Re-attending within 3 months - Children	11	340	3.2%	11.3%	12.0%	12.4%
% of FP17s for the same patient ID Re-attending within 3 months - Adults	4	54	7.4%	15.2%	15.9%	16.7%
% of FP17s for the same patient ID Re-attending between 3 & 9 months - Children	225	340	66.2%	58.7%	58.6%	57.4%
% of FP17s for the same patient ID Re-attending between 3 & 9 months - Adults	31	54	57.4%	50.0%	51.6%	50.5%
% of FP17s for Band 1 Urgent Courses	7	329	2.1%	9.7%	8.0%	9.1%
% of FP17s Relating to Free Repair or Replacements	0	329	0.0%	0.9%	0.8%	0.8%
% of FP17s Relating to Continuations	2	329	0.6%	1.3%	1.3%	1.3%
% of Patients satisfied with the dentistry they have received	0	0	N/A	91.2%	93.1%	93.2%
% of Patients satisfied with the time they had to wait for an appointment	0	0	N/A	85.6%	89.1%	89.0%

* This is based on patients treated on this contract for their most recent course of treatment. Figures in italics indicate the base number of FP17s or Patient Questionnaire responses are less than 100. N/A is shown where the base number of responses is less than 10 during the period. % is calculated as Quantity/Base number*100

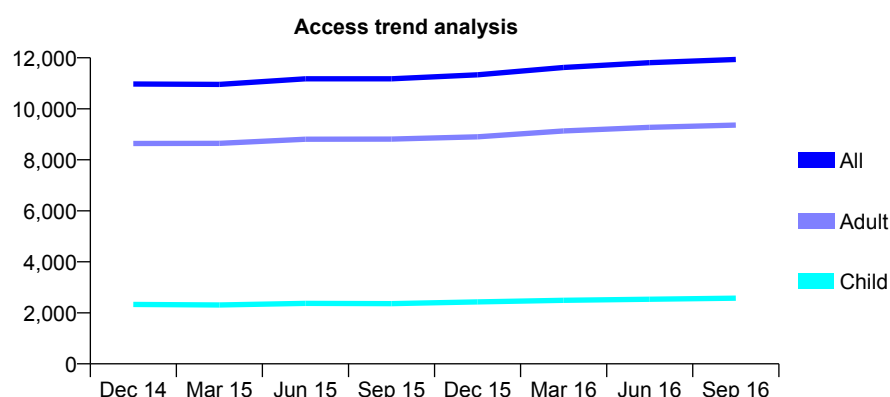
Q56 - Vital Signs At a Glance Contract Report for 159751/0001 - September 2016

Name or company name	Station Road Dental Practice
Contract type name	GDS Contract
Purpose of contract	General
Contract start date	01/07/2011
Contract end date	

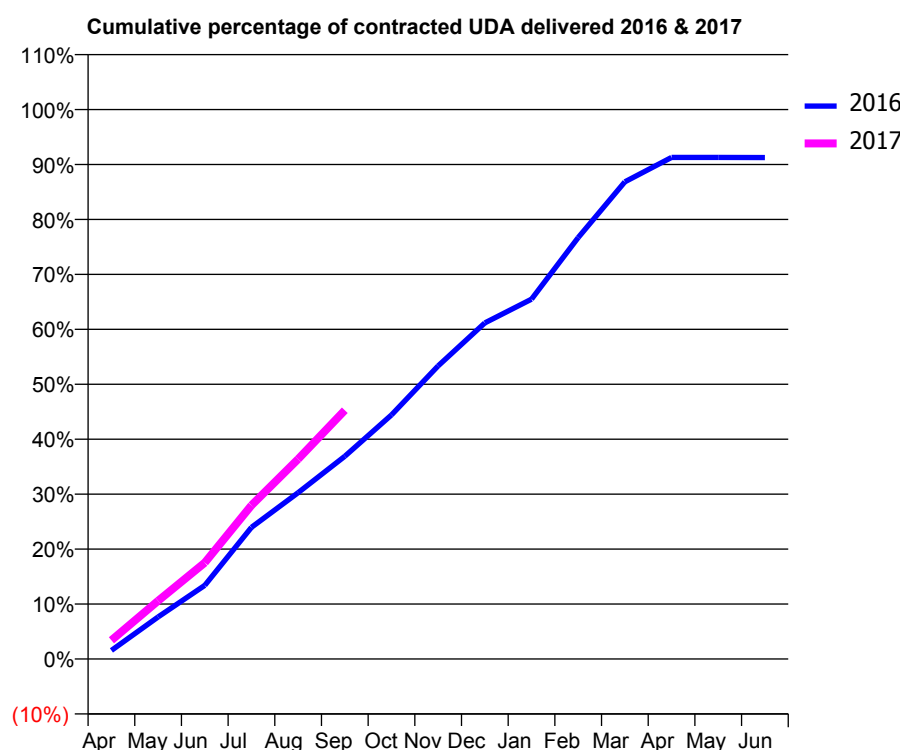
16/17 Contracted general activity (UDA)	30,813
Carry forward general activity (UDA)	0
16/17 Contracted orthodontic activity (UOA)	0
Carry forward orthodontic activity (UOA)	0
Baseline contract value	£880,200.95

ACCESS*

Patients seen in 24 months	Total	Change since previous quarter
Quarter ending September 2015	11,177	
Quarter ending December 2015	11,332	→
Quarter ending March 2016	11,623	↑
Quarter ending June 2016	11,808	→
Quarter ending September 2016	11,937	→
Variance since September 2015	6.8%	↑



ACTIVITY



Adjusted Scheduled Activity (UDA)		
Month	2016	2017
April	482	1,054
May	2,357	3,261
June	4,134	5,404
July	7,382	8,614
August	9,330	11,210
September	11,370	13,947
October	13,685	
November	16,438	
December	18,848	
January	20,175	
February	23,635	
March	26,755	
April	28,129	
May	28,126	
June	28,116	

QUALITY

	Quantity	Base Number	Contract	AT	Region	England
% of FP17s for the same patient ID Re-attending within 3 months - Children	139	1,953	7.1%	11.3%	12.0%	12.4%
% of FP17s for the same patient ID Re-attending within 3 months - Adults	612	5,846	10.5%	15.2%	15.9%	16.7%
% of FP17s for the same patient ID Re-attending between 3 & 9 months - Children	1,003	1,953	51.4%	58.7%	58.6%	57.4%
% of FP17s for the same patient ID Re-attending between 3 & 9 months - Adults	2,447	5,846	41.9%	50.0%	51.6%	50.5%
% of FP17s for Band 1 Urgent Courses	464	6,864	6.8%	9.7%	8.0%	9.1%
% of FP17s Relating to Free Repair or Replacements	56	6,864	0.8%	0.9%	0.8%	0.8%
% of FP17s Relating to Continuations	107	6,864	1.6%	1.3%	1.3%	1.3%
% of Patients satisfied with the dentistry they have received	10	11	90.9%	91.2%	93.1%	93.2%
% of Patients satisfied with the time they had to wait for an appointment	10	11	90.9%	85.6%	89.1%	89.0%

* This is based on patients treated on this contract for their most recent course of treatment. Figures in italics indicate the base number of FP17s or Patient Questionnaire responses are less than 100. N/A is shown where the base number of responses is less than 10 during the period. % is calculated as Quantity/Base number*100

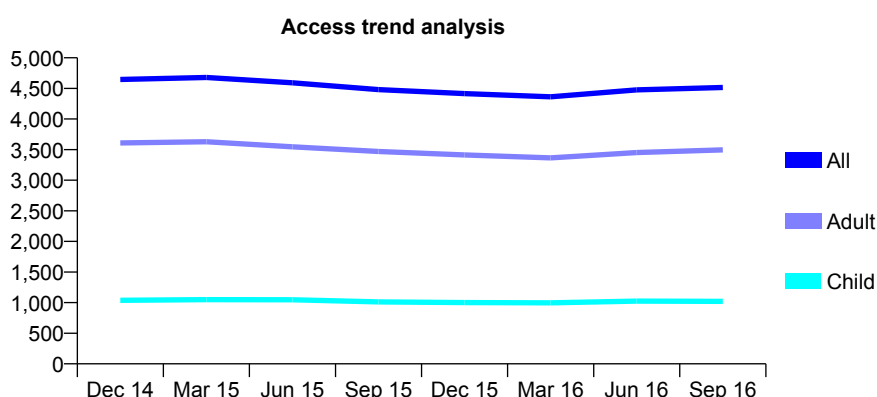
Q56 - Vital Signs At a Glance Contract Report for 159875/0001 - September 2016

Name or company name	Mazdak Eyrumlu and Honar Shakir
Contract type name	GDS Contract
Purpose of contract	General
Contract start date	01/07/2011
Contract end date	

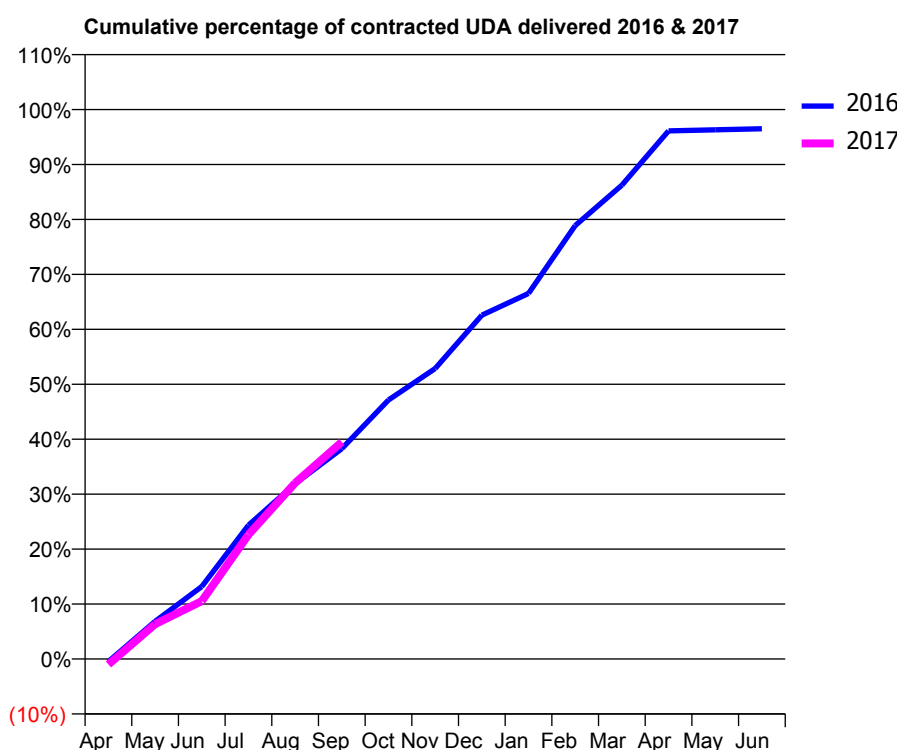
16/17 Contracted general activity (UDA)	16,500
Carry forward general activity (UDA)	279
16/17 Contracted orthodontic activity (UOA)	0
Carry forward orthodontic activity (UOA)	0
Baseline contract value	£410,653.48

ACCESS*

Patients seen in 24 months	Total	Change since previous quarter
Quarter ending September 2015	4,481	
Quarter ending December 2015	4,414	↓
Quarter ending March 2016	4,362	↓
Quarter ending June 2016	4,476	↑
Quarter ending September 2016	4,516	→
Variance since September 2015	0.8%	→



ACTIVITY



Adjusted Scheduled Activity (UDA)		
Month	2016	2017
April	-79	-165
May	1,129	1,048
June	2,174	1,742
July	4,020	3,735
August	5,264	5,287
September	6,315	6,517
October	7,778	
November	8,722	
December	10,324	
January	10,979	
February	13,016	
March	14,230	
April	15,860	
May	15,892	
June	15,920	

QUALITY

	Quantity	Base Number	Contract	AT	Region	England
% of FP17s for the same patient ID Re-attending within 3 months - Children	65	908	7.2%	11.3%	12.0%	12.4%
% of FP17s for the same patient ID Re-attending within 3 months - Adults	501	2,845	17.6%	15.2%	15.9%	16.7%
% of FP17s for the same patient ID Re-attending between 3 & 9 months - Children	595	908	65.5%	58.7%	58.6%	57.4%
% of FP17s for the same patient ID Re-attending between 3 & 9 months - Adults	1,338	2,845	47.0%	50.0%	51.6%	50.5%
% of FP17s for Band 1 Urgent Courses	225	2,944	7.6%	9.7%	8.0%	9.1%
% of FP17s Relating to Free Repair or Replacements	53	2,944	1.8%	0.9%	0.8%	0.8%
% of FP17s Relating to Continuations	124	2,944	4.2%	1.3%	1.3%	1.3%
% of Patients satisfied with the dentistry they have received	7	7	N/A	91.2%	93.1%	93.2%
% of Patients satisfied with the time they had to wait for an appointment	7	7	N/A	85.6%	89.1%	89.0%

* This is based on patients treated on this contract for their most recent course of treatment. Figures in italics indicate the base number of FP17s or Patient Questionnaire responses are less than 100. N/A is shown where the base number of responses is less than 10 during the period. % is calculated as Quantity/Base number*100

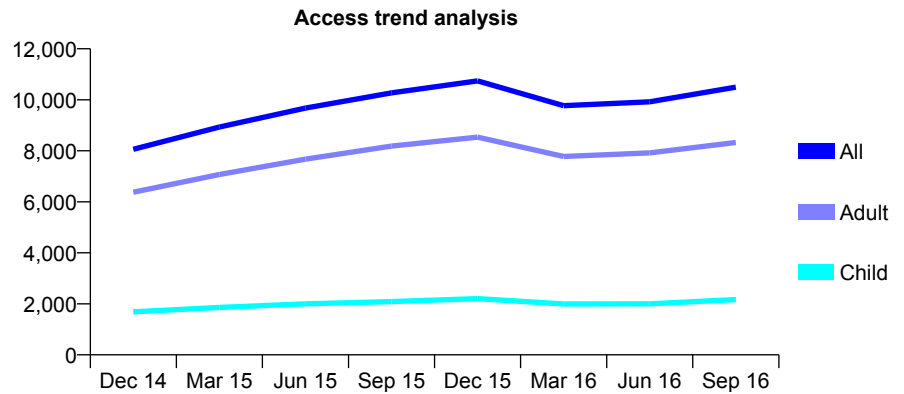
Q56 - Vital Signs At a Glance Contract Report for 162833/0001 - September 2016

Name or company name	Parish Vaid & Snehal Radia
Contract type name	GDS Contract
Purpose of contract	General
Contract start date	01/11/2013
Contract end date	

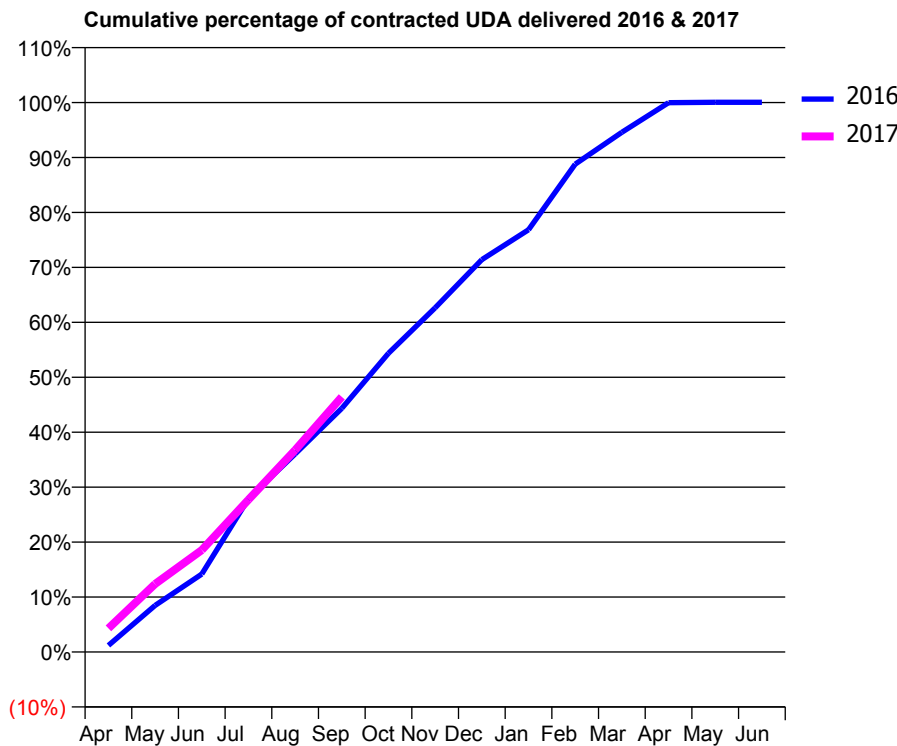
16/17 Contracted general activity (UDA)	31,173
Carry forward general activity (UDA)	-11
16/17 Contracted orthodontic activity (UOA)	0
Carry forward orthodontic activity (UOA)	0
Baseline contract value	£944,416.85

ACCESS*

Patients seen in 24 months	Total	Change since previous quarter
Quarter ending September 2015	10,273	
Quarter ending December 2015	10,740	↑
Quarter ending March 2016	9,769	↓
Quarter ending June 2016	9,921	→
Quarter ending September 2016	10,495	↑
Variance since September 2015	2.2%	↑



ACTIVITY



Adjusted Scheduled Activity (UDA)		
Month	2016	2017
April	372	1,346
May	2,645	3,864
June	4,425	5,786
July	8,698	8,641
August	11,241	11,453
September	13,827	14,477
October	16,949	
November	19,527	
December	22,262	
January	23,955	
February	27,674	
March	29,480	
April	31,159	
May	31,183	
June	31,184	

QUALITY

	Quantity	Base Number	Contract	AT	Region	England
% of FP17s for the same patient ID Re-attending within 3 months - Children	154	1,818	8.5%	11.3%	12.0%	12.4%
% of FP17s for the same patient ID Re-attending within 3 months - Adults	976	6,694	14.6%	15.2%	15.9%	16.7%
% of FP17s for the same patient ID Re-attending between 3 & 9 months - Children	960	1,818	52.8%	58.7%	58.6%	57.4%
% of FP17s for the same patient ID Re-attending between 3 & 9 months - Adults	3,051	6,694	45.6%	50.0%	51.6%	50.5%
% of FP17s for Band 1 Urgent Courses	1,505	7,766	19.4%	9.7%	8.0%	9.1%
% of FP17s Relating to Free Repair or Replacements	59	7,766	0.8%	0.9%	0.8%	0.8%
% of FP17s Relating to Continuations	83	7,766	1.1%	1.3%	1.3%	1.3%
% of Patients satisfied with the dentistry they have received	13	15	86.7%	91.2%	93.1%	93.2%
% of Patients satisfied with the time they had to wait for an appointment	12	15	80.0%	85.6%	89.1%	89.0%

* This is based on patients treated on this contract for their most recent course of treatment. Figures in italics indicate the base number of FP17s or Patient Questionnaire responses are less than 100. N/A is shown where the base number of responses is less than 10 during the period. % is calculated as Quantity/Base number*100

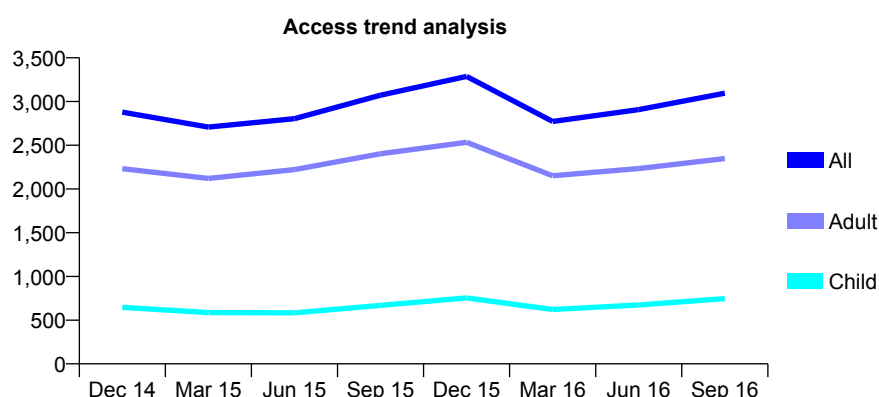
Q56 - Vital Signs At a Glance Contract Report for 162833/0002 - September 2016

Name or company name	Parish Vaid & Snehal Radia
Contract type name	PDS Plus Contract
Purpose of contract	General
Contract start date	15/11/2013
Contract end date	31/03/2018

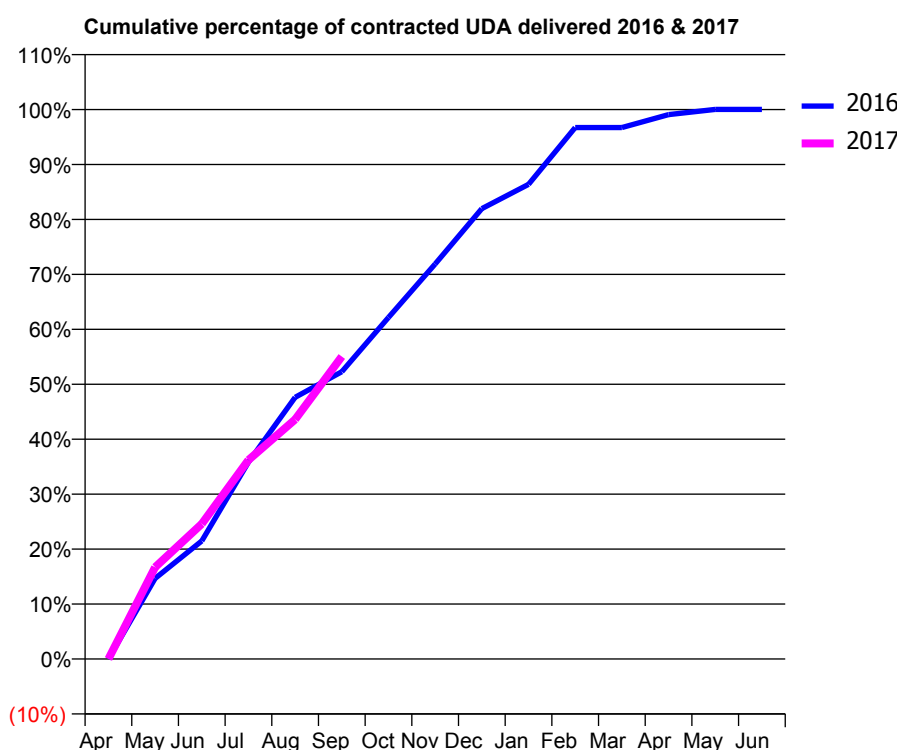
16/17 Contracted general activity (UDA)	8,000
Carry forward general activity (UDA)	-1
16/17 Contracted orthodontic activity (UOA)	0
Carry forward orthodontic activity (UOA)	0
Baseline contract value	£158,330.29

ACCESS*

Patients seen in 24 months	Total	Change since previous quarter
Quarter ending September 2015	3,072	
Quarter ending December 2015	3,288	↑
Quarter ending March 2016	2,772	↓
Quarter ending June 2016	2,907	↑
Quarter ending September 2016	3,095	↑
Variance since September 2015	0.7%	→



ACTIVITY



Adjusted Scheduled Activity (UDA)		
Month	2016	2017
April	0	1
May	1,174	1,336
June	1,719	1,967
July	2,866	2,897
August	3,811	3,488
September	4,183	4,404
October	4,972	
November	5,750	
December	6,557	
January	6,910	
February	7,736	
March	7,736	
April	7,926	
May	8,001	
June	8,001	

QUALITY

	Quantity	Base Number	Contract	AT	Region	England
% of FP17s for the same patient ID Re-attending within 3 months - Children	63	751	8.4%	11.3%	12.0%	12.4%
% of FP17s for the same patient ID Re-attending within 3 months - Adults	262	2,108	12.4%	15.2%	15.9%	16.7%
% of FP17s for the same patient ID Re-attending between 3 & 9 months - Children	417	751	55.5%	58.7%	58.6%	57.4%
% of FP17s for the same patient ID Re-attending between 3 & 9 months - Adults	1,016	2,108	48.2%	50.0%	51.6%	50.5%
% of FP17s for Band 1 Urgent Courses	218	2,711	8.0%	9.7%	8.0%	9.1%
% of FP17s Relating to Free Repair or Replacements	26	2,711	1.0%	0.9%	0.8%	0.8%
% of FP17s Relating to Continuations	39	2,711	1.4%	1.3%	1.3%	1.3%
% of Patients satisfied with the dentistry they have received	2	2	N/A	91.2%	93.1%	93.2%
% of Patients satisfied with the time they had to wait for an appointment	1	2	N/A	85.6%	89.1%	89.0%

* This is based on patients treated on this contract for their most recent course of treatment. Figures in italics indicate the base number of FP17s or Patient Questionnaire responses are less than 100. N/A is shown where the base number of responses is less than 10 during the period. % is calculated as Quantity/Base number*100

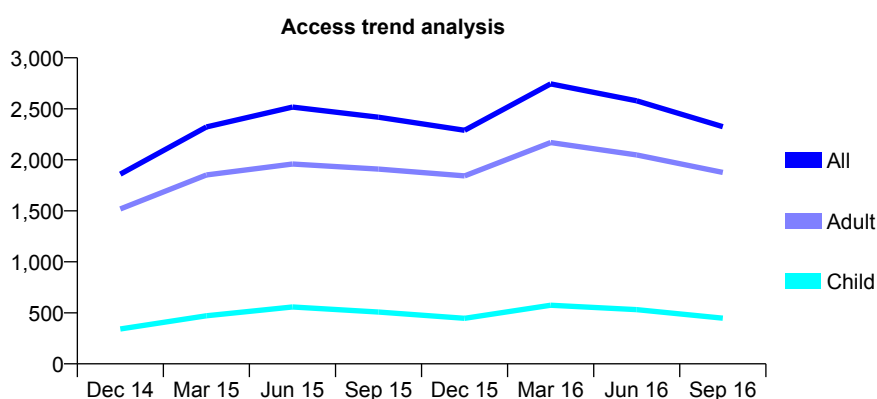
Q56 - Vital Signs At a Glance Contract Report for 162833/0003 - September 2016

Name or company name	Parish Vaid & Snehal Radia
Contract type name	GDS Contract
Purpose of contract	General
Contract start date	15/11/2013
Contract end date	

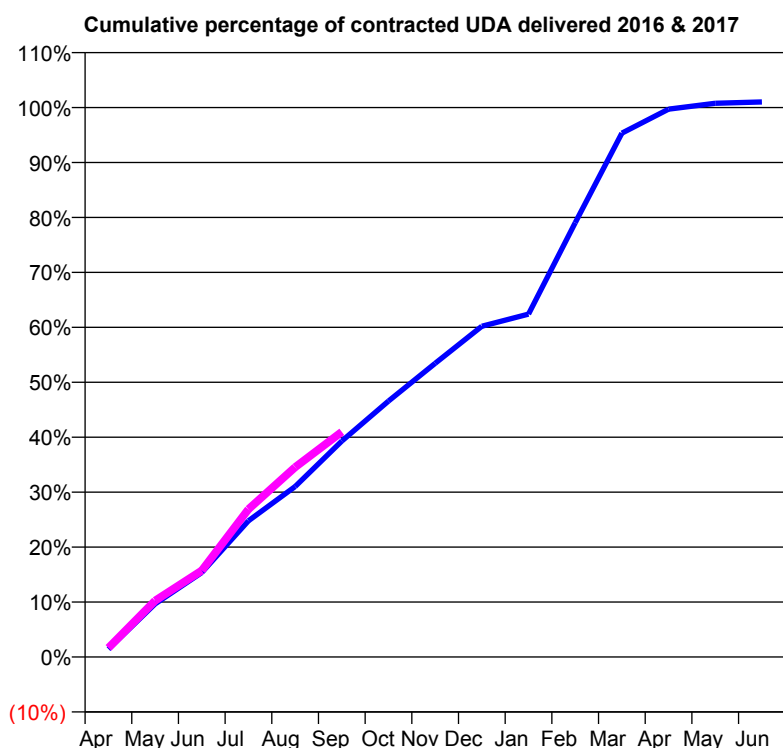
16/17 Contracted general activity (UDA)	7,185
Carry forward general activity (UDA)	-72
16/17 Contracted orthodontic activity (UOA)	0
Carry forward orthodontic activity (UOA)	0
Baseline contract value	£189,360.75

ACCESS*

Patients seen in 24 months	Total	Change since previous quarter
Quarter ending September 2015	2,417	
Quarter ending December 2015	2,290	↓
Quarter ending March 2016	2,744	↑
Quarter ending June 2016	2,579	↓
Quarter ending September 2016	2,325	↓
Variance since September 2015	(3.8%)	↓



ACTIVITY



Adjusted Scheduled Activity (UDA)		
Month	2016	2017
April	103	119
May	694	736
June	1,105	1,130
July	1,781	1,932
August	2,230	2,481
September	2,824	2,944
October	3,346	
November	3,841	
December	4,325	
January	4,484	
February	5,678	
March	6,850	
April	7,164	
May	7,241	
June	7,257	

QUALITY

	Quantity	Base Number	Contract	AT	Region	England
% of FP17s for the same patient ID Re-attending within 3 months - Children	18	317	5.7%	11.3%	12.0%	12.4%
% of FP17s for the same patient ID Re-attending within 3 months - Adults	147	1,253	11.7%	15.2%	15.9%	16.7%
% of FP17s for the same patient ID Re-attending between 3 & 9 months - Children	182	317	57.4%	58.7%	58.6%	57.4%
% of FP17s for the same patient ID Re-attending between 3 & 9 months - Adults	787	1,253	62.8%	50.0%	51.6%	50.5%
% of FP17s for Band 1 Urgent Courses	109	1,390	7.8%	9.7%	8.0%	9.1%
% of FP17s Relating to Free Repair or Replacements	5	1,390	0.4%	0.9%	0.8%	0.8%
% of FP17s Relating to Continuations	21	1,390	1.5%	1.3%	1.3%	1.3%
% of Patients satisfied with the dentistry they have received	1	1	N/A	91.2%	93.1%	93.2%
% of Patients satisfied with the time they had to wait for an appointment	1	1	N/A	85.6%	89.1%	89.0%

* This is based on patients treated on this contract for their most recent course of treatment. Figures in italics indicate the base number of FP17s or Patient Questionnaire responses are less than 100. N/A is shown where the base number of responses is less than 10 during the period. % is calculated as Quantity/Base number*100

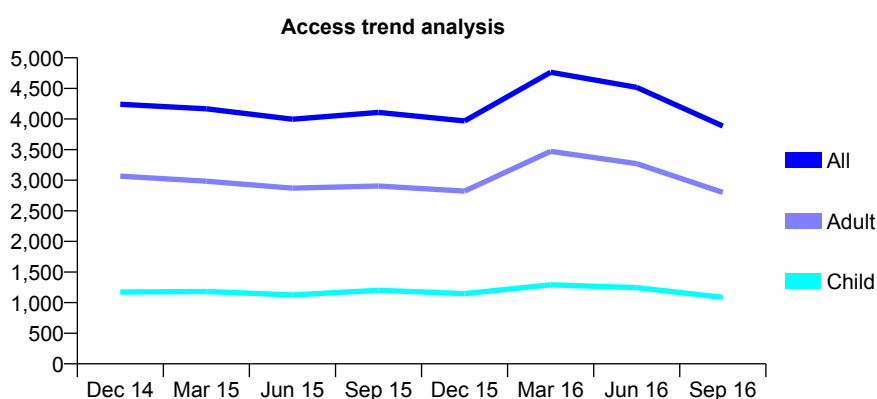
Q56 - Vital Signs At a Glance Contract Report for 162833/0004 - September 2016

Name or company name	Parish Vaid & Snehal Radia
Contract type name	GDS Contract
Purpose of contract	General
Contract start date	15/11/2013
Contract end date	

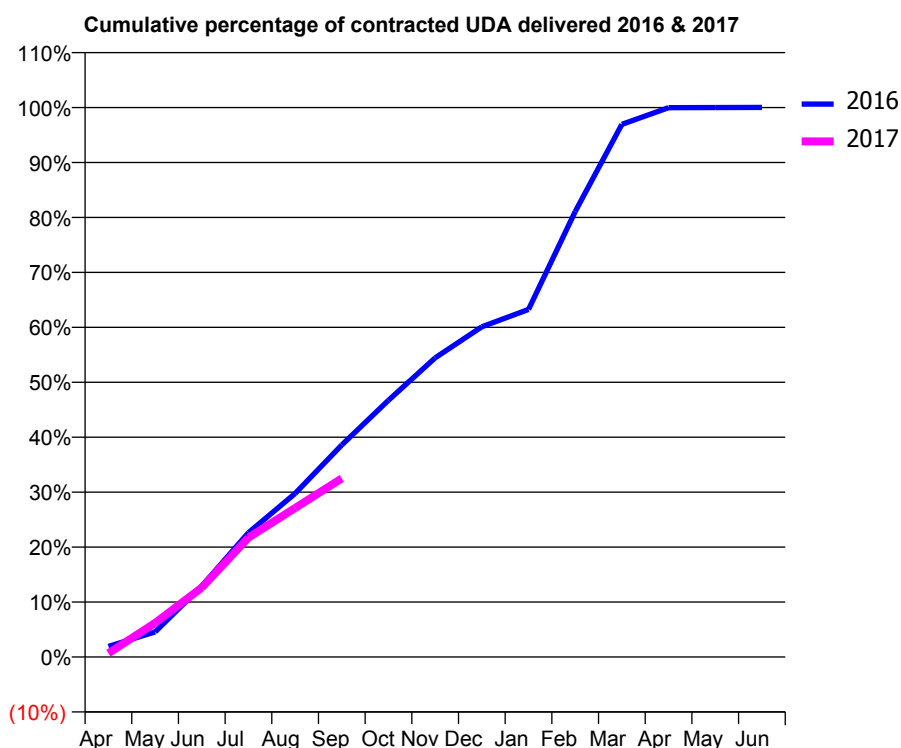
16/17 Contracted general activity (UDA)	14,285
Carry forward general activity (UDA)	-1
16/17 Contracted orthodontic activity (UOA)	0
Carry forward orthodontic activity (UOA)	0
Baseline contract value	£368,330.91

ACCESS*

Patients seen in 24 months	Total	Change since previous quarter
Quarter ending September 2015	4,107	
Quarter ending December 2015	3,969	↓
Quarter ending March 2016	4,763	↑
Quarter ending June 2016	4,518	↓
Quarter ending September 2016	3,886	↓
Variance since September 2015	(5.4%)	↓



ACTIVITY



Month	Adjusted Scheduled Activity (UDA)	
	2016	2017
April	266	99
May	627	887
June	1,772	1,803
July	3,103	3,103
August	4,080	3,875
September	5,292	4,644
October	6,409	
November	7,468	
December	8,241	
January	8,675	
February	11,119	
March	13,296	
April	13,712	
May	13,713	
June	13,716	

QUALITY

	Quantity	Base Number	Contract	AT	Region	England
% of FP17s for the same patient ID Re-attending within 3 months - Children	27	672	4.0%	11.3%	12.0%	12.4%
% of FP17s for the same patient ID Re-attending within 3 months - Adults	159	1,535	10.4%	15.2%	15.9%	16.7%
% of FP17s for the same patient ID Re-attending between 3 & 9 months - Children	332	672	49.4%	58.7%	58.6%	57.4%
% of FP17s for the same patient ID Re-attending between 3 & 9 months - Adults	683	1,535	44.5%	50.0%	51.6%	50.5%
% of FP17s for Band 1 Urgent Courses	213	2,069	10.3%	9.7%	8.0%	9.1%
% of FP17s Relating to Free Repair or Replacements	14	2,069	0.7%	0.9%	0.8%	0.8%
% of FP17s Relating to Continuations	25	2,069	1.2%	1.3%	1.3%	1.3%
% of Patients satisfied with the dentistry they have received	2	2	N/A	91.2%	93.1%	93.2%
% of Patients satisfied with the time they had to wait for an appointment	2	2	N/A	85.6%	89.1%	89.0%

* This is based on patients treated on this contract for their most recent course of treatment. Figures in italics indicate the base number of FP17s or Patient Questionnaire responses are less than 100. N/A is shown where the base number of responses is less than 10 during the period. % is calculated as Quantity/Base number*100

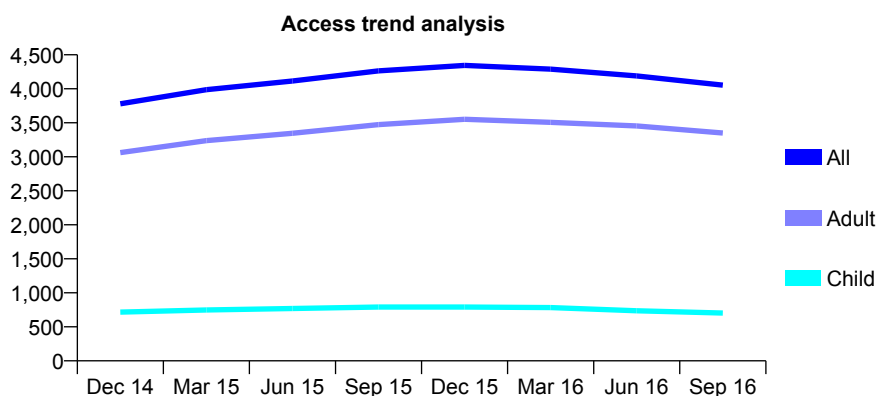
Q56 - Vital Signs At a Glance Contract Report for 162833/0005 - September 2016

Name or company name	Parish Vaid & Snehal Radia
Contract type name	Pilot Contract
Purpose of contract	General
Contract start date	15/11/2013
Contract end date	

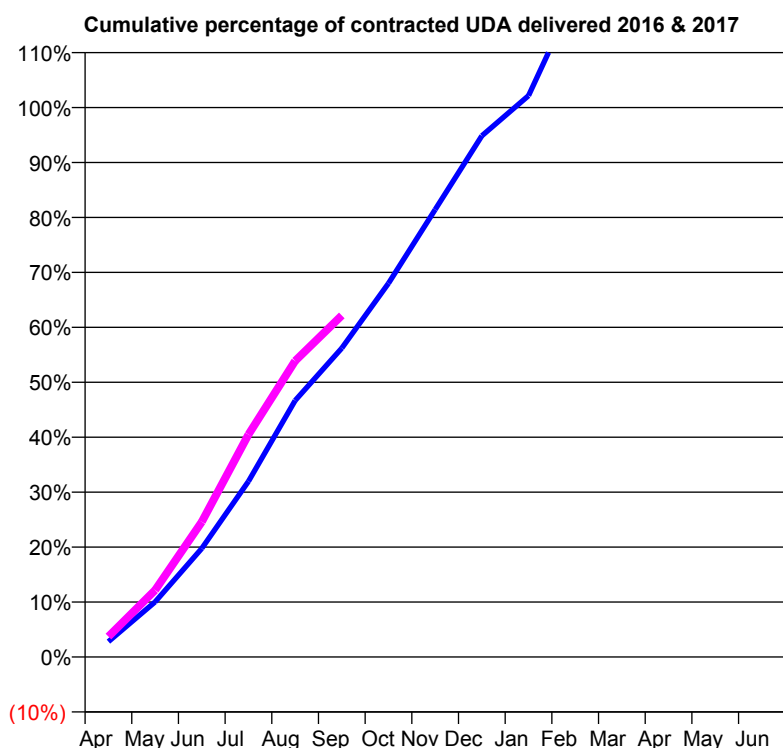
16/17 Contracted general activity (UDA)	7,509
Carry forward general activity (UDA)	0
16/17 Contracted orthodontic activity (UOA)	0
Carry forward orthodontic activity (UOA)	0
Baseline contract value	£298,123.67

ACCESS*

Patients seen in 24 months	Total	Change since previous quarter
Quarter ending September 2015	4,264	
Quarter ending December 2015	4,344	→
Quarter ending March 2016	4,289	↓
Quarter ending June 2016	4,190	↓
Quarter ending September 2016	4,053	↓
Variance since September 2015	(4.9%)	↓



ACTIVITY



Adjusted Scheduled Activity (UDA)		
Month	2016	2017
April	210	279
May	754	914
June	1,484	1,847
July	2,401	3,040
August	3,505	4,047
September	4,220	4,667
October	5,107	
November	6,114	
December	7,121	
January	7,671	
February	9,043	
March	9,817	
April	10,103	
May	10,103	
June	10,106	

QUALITY

	Quantity	Base Number	Contract	AT	Region	England
% of FP17s for the same patient ID Re-attending within 3 months - Children	33	551	6.0%	11.3%	12.0%	12.4%
% of FP17s for the same patient ID Re-attending within 3 months - Adults	441	2,634	16.7%	15.2%	15.9%	16.7%
% of FP17s for the same patient ID Re-attending between 3 & 9 months - Children	363	551	65.9%	58.7%	58.6%	57.4%
% of FP17s for the same patient ID Re-attending between 3 & 9 months - Adults	1,524	2,634	57.9%	50.0%	51.6%	50.5%
% of FP17s for Band 1 Urgent Courses	302	2,962	10.2%	9.7%	8.0%	9.1%
% of FP17s Relating to Free Repair or Replacements	30	2,962	1.0%	0.9%	0.8%	0.8%
% of FP17s Relating to Continuations	55	2,962	1.9%	1.3%	1.3%	1.3%
% of Patients satisfied with the dentistry they have received	2	3	N/A	91.2%	93.1%	93.2%
% of Patients satisfied with the time they had to wait for an appointment	3	3	N/A	85.6%	89.1%	89.0%

* This is based on patients treated on this contract for their most recent course of treatment. Figures in italics indicate the base number of FP17s or Patient Questionnaire responses are less than 100. N/A is shown where the base number of responses is less than 10 during the period. % is calculated as Quantity/Base number*100

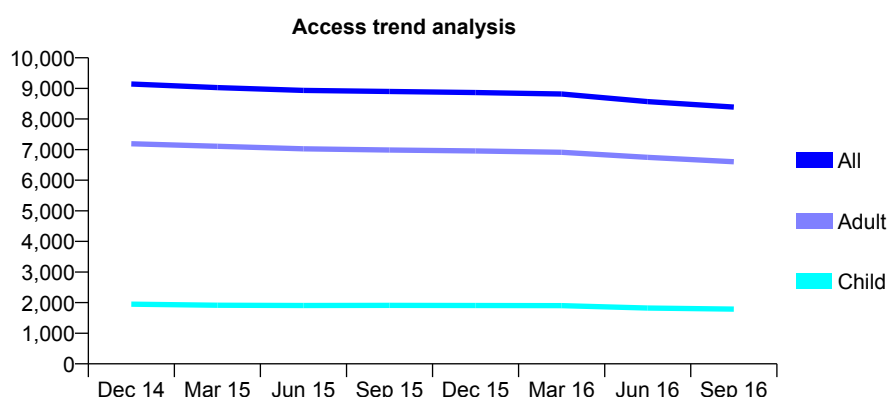
Q56 - Vital Signs At a Glance Contract Report for 162981/0001 - September 2016

Name or company name	Esmerelle Limited
Contract type name	GDS Contract
Purpose of contract	General and Orthodontic
Contract start date	01/08/2011
Contract end date	

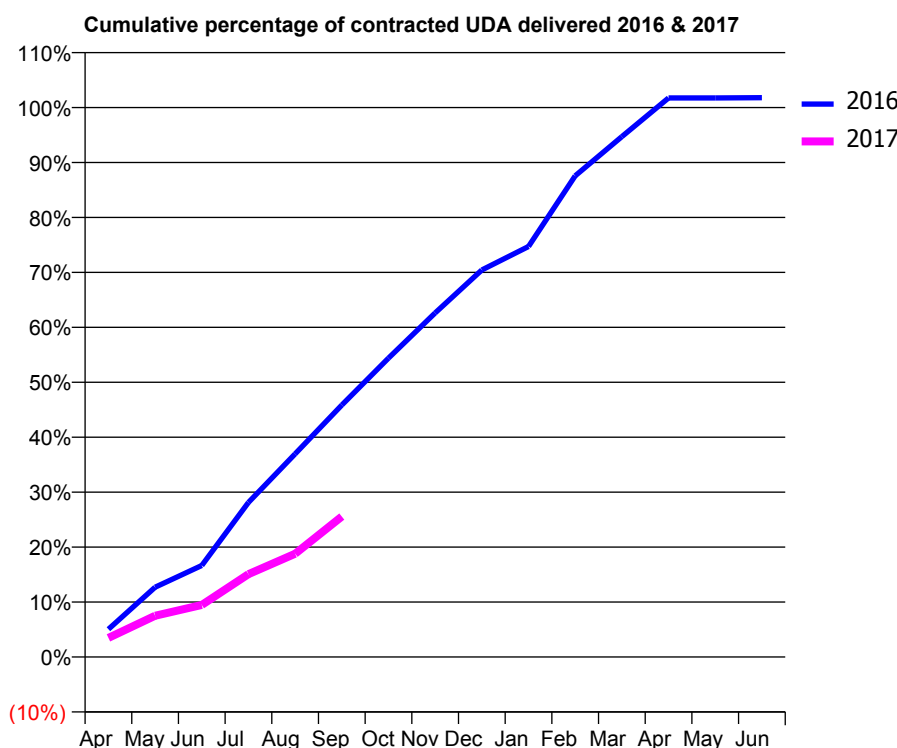
16/17 Contracted general activity (UDA)	28,860
Carry forward general activity (UDA)	-516
16/17 Contracted orthodontic activity (UOA)	64
Carry forward orthodontic activity (UOA)	1
Baseline contract value	£741,092.97

ACCESS*

Patients seen in 24 months	Total	Change since previous quarter
Quarter ending September 2015	8,899	
Quarter ending December 2015	8,863	→
Quarter ending March 2016	8,816	→
Quarter ending June 2016	8,570	↓
Quarter ending September 2016	8,390	↓
Variance since September 2015	(5.7%)	↓



ACTIVITY



Adjusted Scheduled Activity (UDA)		
Month	2016	2017
April	1,459	1,002
May	3,666	2,164
June	4,804	2,733
July	8,119	4,354
August	10,668	5,422
September	13,230	7,380
October	15,697	
November	18,073	
December	20,324	
January	21,557	
February	25,273	
March	27,334	
April	29,361	
May	29,359	
June	29,376	

QUALITY

	Quantity	Base Number	Contract	AT	Region	England
% of FP17s for the same patient ID Re-attending within 3 months - Children	85	1,228	6.9%	11.3%	12.0%	12.4%
% of FP17s for the same patient ID Re-attending within 3 months - Adults	387	3,312	11.7%	15.2%	15.9%	16.7%
% of FP17s for the same patient ID Re-attending between 3 & 9 months - Children	825	1,228	67.2%	58.7%	58.6%	57.4%
% of FP17s for the same patient ID Re-attending between 3 & 9 months - Adults	2,036	3,312	61.5%	50.0%	51.6%	50.5%
% of FP17s for Band 1 Urgent Courses	274	3,616	7.6%	9.7%	8.0%	9.1%
% of FP17s Relating to Free Repair or Replacements	16	3,616	0.4%	0.9%	0.8%	0.8%
% of FP17s Relating to Continuations	10	3,616	0.3%	1.3%	1.3%	1.3%
% of Patients satisfied with the dentistry they have received	8	9	N/A	91.2%	93.1%	93.2%
% of Patients satisfied with the time they had to wait for an appointment	7	9	N/A	85.6%	89.1%	89.0%

* This is based on patients treated on this contract for their most recent course of treatment. Figures in italics indicate the base number of FP17s or Patient Questionnaire responses are less than 100. N/A is shown where the base number of responses is less than 10 during the period. % is calculated as Quantity/Base number*100

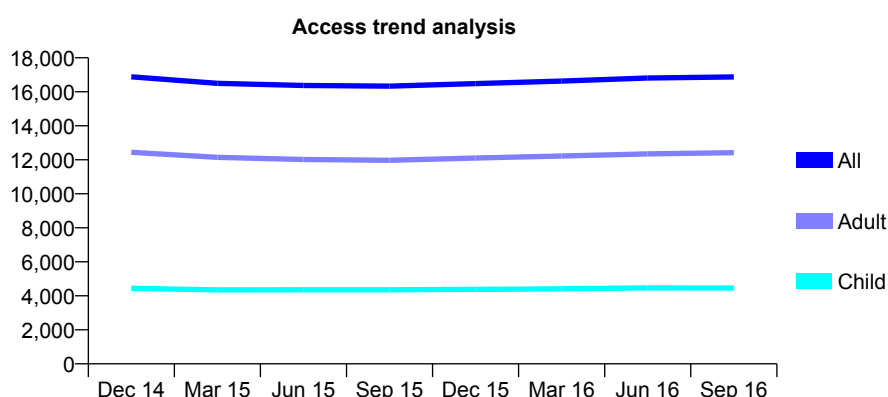
Q56 - Vital Signs At a Glance Contract Report for 163570/0001 - September 2016

Name or company name	Chequer Hall Dental Practice
Contract type name	GDS Contract
Purpose of contract	General
Contract start date	01/04/2011
Contract end date	

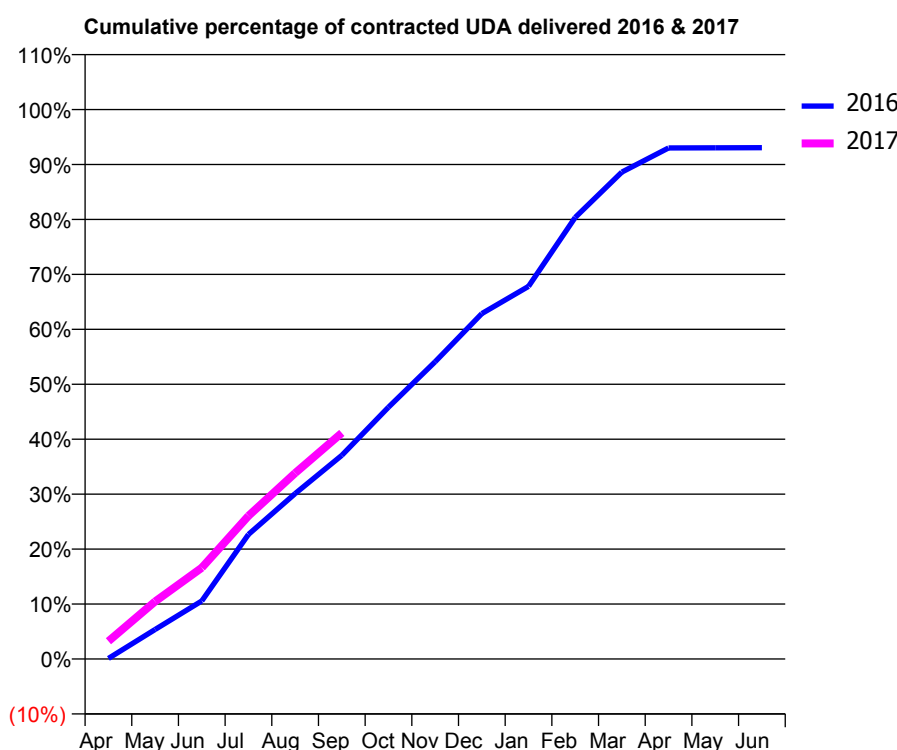
16/17 Contracted general activity (UDA)	48,026
Carry forward general activity (UDA)	0
16/17 Contracted orthodontic activity (UOA)	0
Carry forward orthodontic activity (UOA)	0
Baseline contract value	£1,431,956.55

ACCESS*

Patients seen in 24 months	Total	Change since previous quarter
Quarter ending September 2015	16,334	
Quarter ending December 2015	16,482	→
Quarter ending March 2016	16,634	→
Quarter ending June 2016	16,813	→
Quarter ending September 2016	16,874	→
Variance since September 2015	3.3%	↑



ACTIVITY



Adjusted Scheduled Activity (UDA)		
Month	2016	2017
April	55	1,557
May	2,578	5,031
June	5,072	7,977
July	10,888	12,507
August	14,454	16,251
September	17,802	19,760
October	22,014	
November	25,988	
December	30,195	
January	32,565	
February	38,589	
March	42,554	
April	44,671	
May	44,675	
June	44,687	

QUALITY

	Quantity	Base Number	Contract	AT	Region	England
% of FP17s for the same patient ID Re-attending within 3 months - Children	180	3,279	5.5%	11.3%	12.0%	12.4%
% of FP17s for the same patient ID Re-attending within 3 months - Adults	878	8,219	10.7%	15.2%	15.9%	16.7%
% of FP17s for the same patient ID Re-attending between 3 & 9 months - Children	1,852	3,279	56.5%	58.7%	58.6%	57.4%
% of FP17s for the same patient ID Re-attending between 3 & 9 months - Adults	3,826	8,219	46.6%	50.0%	51.6%	50.5%
% of FP17s for Band 1 Urgent Courses	285	10,519	2.7%	9.7%	8.0%	9.1%
% of FP17s Relating to Free Repair or Replacements	91	10,519	0.9%	0.9%	0.8%	0.8%
% of FP17s Relating to Continuations	245	10,519	2.3%	1.3%	1.3%	1.3%
% of Patients satisfied with the dentistry they have received	13	16	81.3%	91.2%	93.1%	93.2%
% of Patients satisfied with the time they had to wait for an appointment	14	16	87.5%	85.6%	89.1%	89.0%

* This is based on patients treated on this contract for their most recent course of treatment. Figures in italics indicate the base number of FP17s or Patient Questionnaire responses are less than 100. N/A is shown where the base number of responses is less than 10 during the period. % is calculated as Quantity/Base number*100

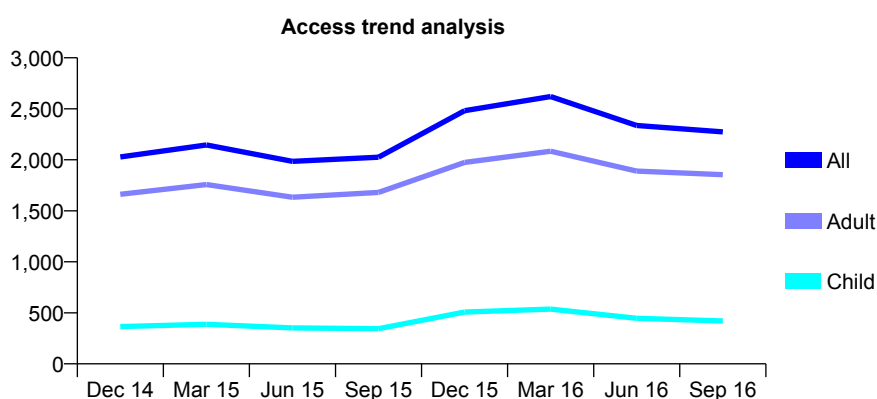
Q56 - Vital Signs At a Glance Contract Report for 167231/0001 - September 2016

Name or company name	Christopher Sprinz and Victoria Victorova
Contract type name	GDS Contract
Purpose of contract	General
Contract start date	12/10/2009
Contract end date	

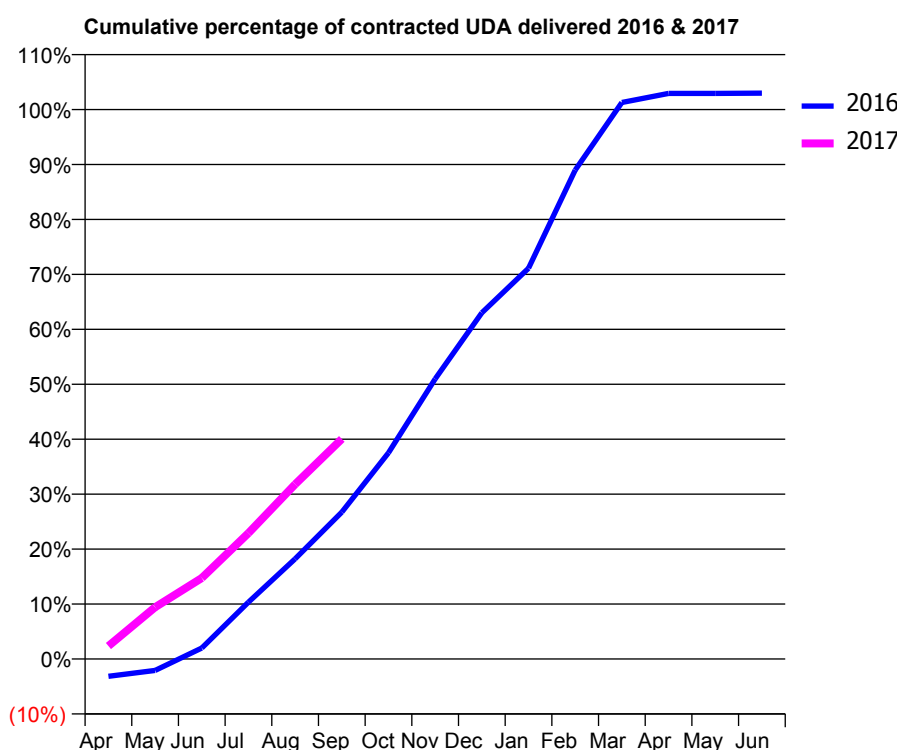
16/17 Contracted general activity (UDA)	6,208
Carry forward general activity (UDA)	-124
16/17 Contracted orthodontic activity (UOA)	0
Carry forward orthodontic activity (UOA)	0
Baseline contract value	£213,392.29

ACCESS*

Patients seen in 24 months	Total	Change since previous quarter
Quarter ending September 2015	2,025	
Quarter ending December 2015	2,482	↑
Quarter ending March 2016	2,620	↑
Quarter ending June 2016	2,336	↓
Quarter ending September 2016	2,274	↓
Variance since September 2015	12.3%	↑



ACTIVITY



Adjusted Scheduled Activity (UDA)		
Month	2016	2017
April	-196	147
May	-131	585
June	125	916
July	642	1,423
August	1,133	1,974
September	1,660	2,486
October	2,330	
November	3,165	
December	3,911	
January	4,415	
February	5,524	
March	6,287	
April	6,390	
May	6,390	
June	6,393	

QUALITY

	Quantity	Base Number	Contract	AT	Region	England
% of FP17s for the same patient ID Re-attending within 3 months - Children	15	320	4.7%	11.3%	12.0%	12.4%
% of FP17s for the same patient ID Re-attending within 3 months - Adults	86	1,050	8.2%	15.2%	15.9%	16.7%
% of FP17s for the same patient ID Re-attending between 3 & 9 months - Children	216	320	67.5%	58.7%	58.6%	57.4%
% of FP17s for the same patient ID Re-attending between 3 & 9 months - Adults	503	1,050	47.9%	50.0%	51.6%	50.5%
% of FP17s for Band 1 Urgent Courses	21	1,287	1.6%	9.7%	8.0%	9.1%
% of FP17s Relating to Free Repair or Replacements	17	1,287	1.3%	0.9%	0.8%	0.8%
% of FP17s Relating to Continuations	29	1,287	2.3%	1.3%	1.3%	1.3%
% of Patients satisfied with the dentistry they have received	1	1	N/A	91.2%	93.1%	93.2%
% of Patients satisfied with the time they had to wait for an appointment	1	1	N/A	85.6%	89.1%	89.0%

* This is based on patients treated on this contract for their most recent course of treatment. Figures in italics indicate the base number of FP17s or Patient Questionnaire responses are less than 100. N/A is shown where the base number of responses is less than 10 during the period. % is calculated as Quantity/Base number*100

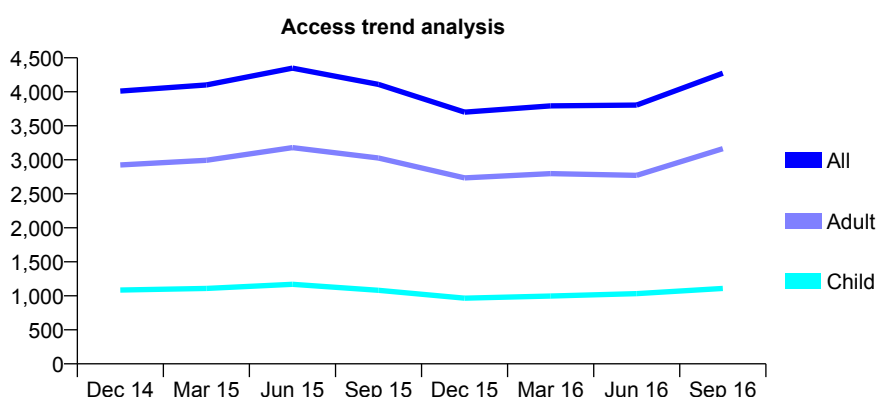
Q56 - Vital Signs At a Glance Contract Report for 167231/0002 - September 2016

Name or company name	Christopher Sprinz and Victoria Victorova
Contract type name	GDS Contract
Purpose of contract	General
Contract start date	12/10/2009
Contract end date	

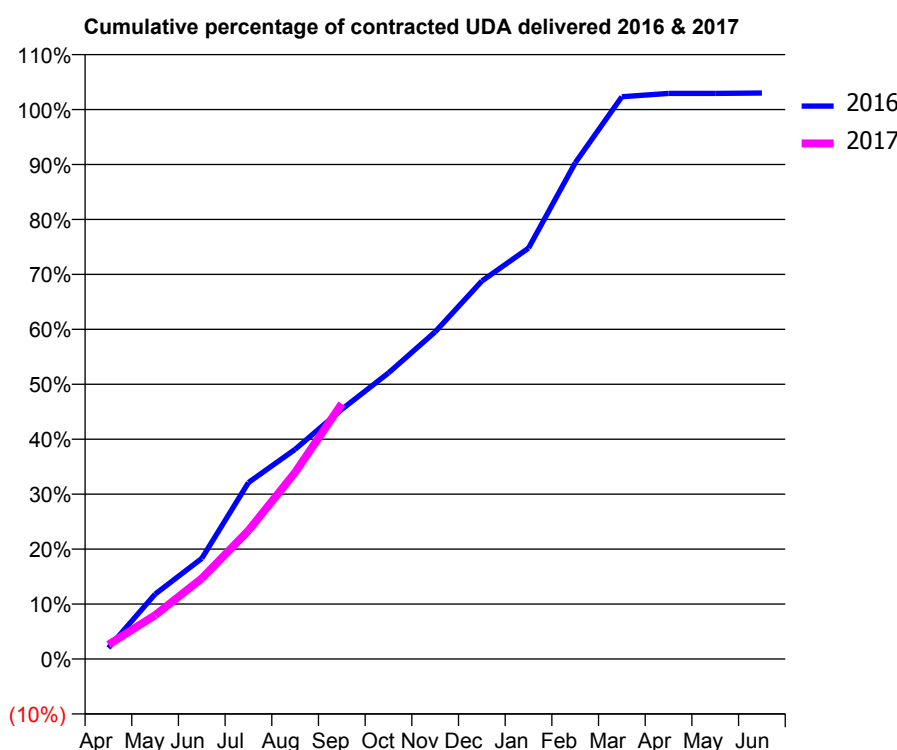
16/17 Contracted general activity (UDA)	11,708
Carry forward general activity (UDA)	-234
16/17 Contracted orthodontic activity (UOA)	0
Carry forward orthodontic activity (UOA)	0
Baseline contract value	£318,653.67

ACCESS*

Patients seen in 24 months	Total	Change since previous quarter
Quarter ending September 2015	4,109	
Quarter ending December 2015	3,700	↓
Quarter ending March 2016	3,794	↑
Quarter ending June 2016	3,804	→
Quarter ending September 2016	4,273	↑
Variance since September 2015	4.0%	↑



ACTIVITY



Adjusted Scheduled Activity (UDA)		
Month	2016	2017
April	237	306
May	1,381	934
June	2,143	1,718
July	3,761	2,739
August	4,469	3,977
September	5,320	5,439
October	6,095	
November	6,970	
December	8,054	
January	8,755	
February	10,570	
March	11,981	
April	12,051	
May	12,051	
June	12,059	

QUALITY

	Quantity	Base Number	Contract	AT	Region	England
% of FP17s for the same patient ID Re-attending within 3 months - Children	57	835	6.8%	11.3%	12.0%	12.4%
% of FP17s for the same patient ID Re-attending within 3 months - Adults	204	2,125	9.6%	15.2%	15.9%	16.7%
% of FP17s for the same patient ID Re-attending between 3 & 9 months - Children	435	835	52.1%	58.7%	58.6%	57.4%
% of FP17s for the same patient ID Re-attending between 3 & 9 months - Adults	913	2,125	43.0%	50.0%	51.6%	50.5%
% of FP17s for Band 1 Urgent Courses	175	2,925	6.0%	9.7%	8.0%	9.1%
% of FP17s Relating to Free Repair or Replacements	5	2,925	0.2%	0.9%	0.8%	0.8%
% of FP17s Relating to Continuations	32	2,925	1.1%	1.3%	1.3%	1.3%
% of Patients satisfied with the dentistry they have received	1	1	N/A	91.2%	93.1%	93.2%
% of Patients satisfied with the time they had to wait for an appointment	1	1	N/A	85.6%	89.1%	89.0%

* This is based on patients treated on this contract for their most recent course of treatment. Figures in italics indicate the base number of FP17s or Patient Questionnaire responses are less than 100. N/A is shown where the base number of responses is less than 10 during the period. % is calculated as Quantity/Base number*100

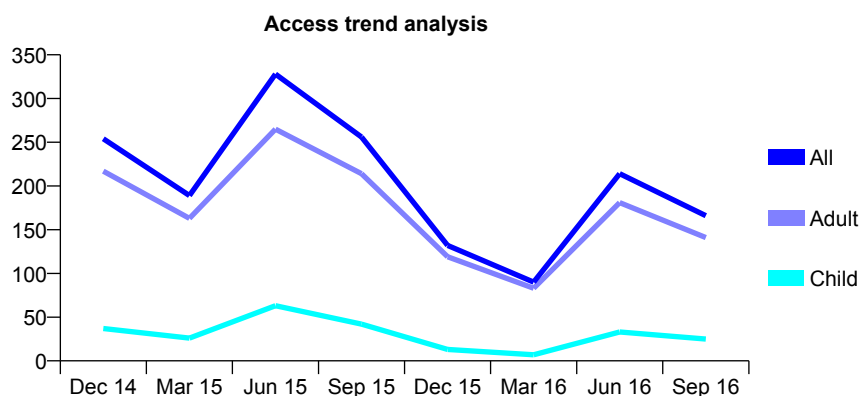
Q56 - Vital Signs At a Glance Contract Report for 167231/0003 - September 2016

Name or company name	Christopher Sprinz and Victoria Victorova
Contract type name	GDS Contract
Purpose of contract	General
Contract start date	12/10/2009
Contract end date	

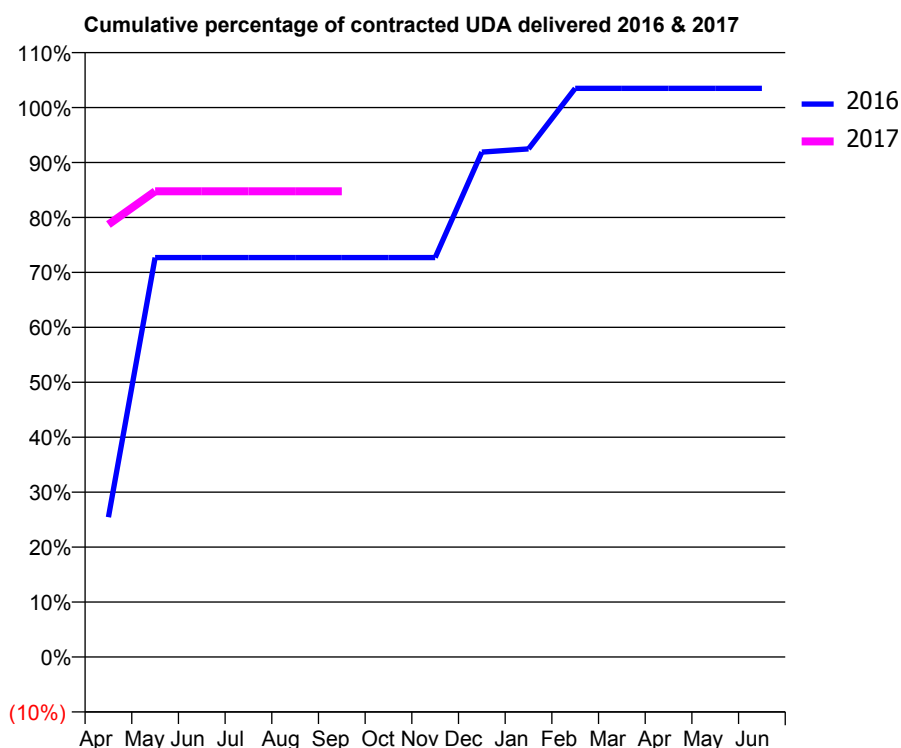
16/17 Contracted general activity (UDA)	500
Carry forward general activity (UDA)	-10
16/17 Contracted orthodontic activity (UOA)	0
Carry forward orthodontic activity (UOA)	0
Baseline contract value	£12,450.89

ACCESS*

Patients seen in 24 months	Total	Change since previous quarter
Quarter ending September 2015	256	
Quarter ending December 2015	132	↓
Quarter ending March 2016	90	↓
Quarter ending June 2016	214	↑
Quarter ending September 2016	166	↓
Variance since September 2015	(35.2%)	↓



ACTIVITY



Adjusted Scheduled Activity (UDA)		
Month	2016	2017
April	127	394
May	363	424
June	363	424
July	363	424
August	363	424
September	363	424
October	363	
November	363	
December	459	
January	462	
February	517	
March	517	
April	517	
May	517	
June	517	

QUALITY

	Quantity	Base Number	Contract	AT	Region	England
% of FP17s for the same patient ID Re-attending within 3 months - Children	0	32	0.0%	11.3%	12.0%	12.4%
% of FP17s for the same patient ID Re-attending within 3 months - Adults	2	150	1.3%	15.2%	15.9%	16.7%
% of FP17s for the same patient ID Re-attending between 3 & 9 months - Children	1	32	3.1%	58.7%	58.6%	57.4%
% of FP17s for the same patient ID Re-attending between 3 & 9 months - Adults	0	150	0.0%	50.0%	51.6%	50.5%
% of FP17s for Band 1 Urgent Courses	4	182	2.2%	9.7%	8.0%	9.1%
% of FP17s Relating to Free Repair or Replacements	2	182	1.1%	0.9%	0.8%	0.8%
% of FP17s Relating to Continuations	9	182	4.9%	1.3%	1.3%	1.3%
% of Patients satisfied with the dentistry they have received	0	0	N/A	91.2%	93.1%	93.2%
% of Patients satisfied with the time they had to wait for an appointment	0	0	N/A	85.6%	89.1%	89.0%

* This is based on patients treated on this contract for their most recent course of treatment. Figures in italics indicate the base number of FP17s or Patient Questionnaire responses are less than 100. N/A is shown where the base number of responses is less than 10 during the period. % is calculated as Quantity/Base number*100

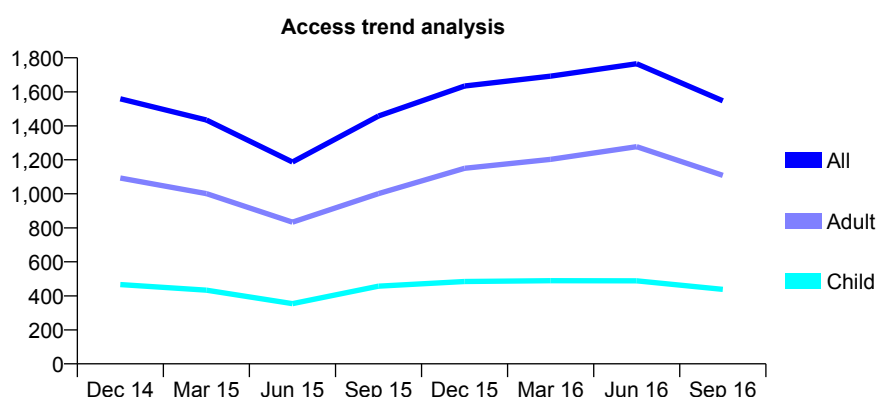
Q56 - Vital Signs At a Glance Contract Report for 167231/0004 - September 2016

Name or company name	Christopher Sprinz and Victoria Victorova
Contract type name	GDS Contract
Purpose of contract	General
Contract start date	12/10/2009
Contract end date	

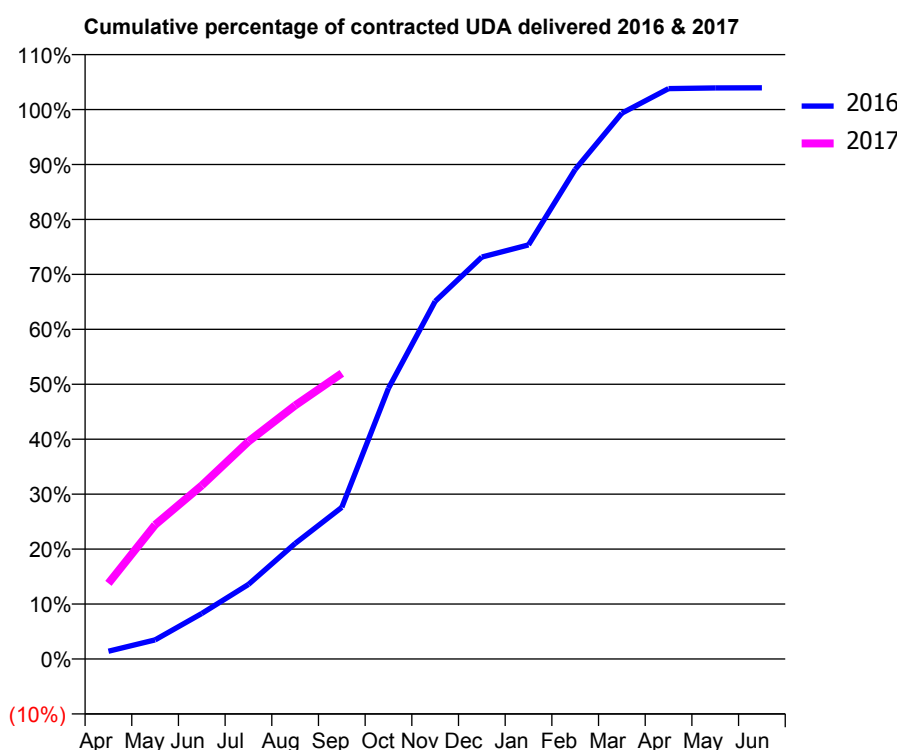
16/17 Contracted general activity (UDA)	4,000
Carry forward general activity (UDA)	-80
16/17 Contracted orthodontic activity (UOA)	0
Carry forward orthodontic activity (UOA)	0
Baseline contract value	£99,607.15

ACCESS*

Patients seen in 24 months	Total	Change since previous quarter
Quarter ending September 2015	1,458	
Quarter ending December 2015	1,634	↑
Quarter ending March 2016	1,692	↑
Quarter ending June 2016	1,765	↑
Quarter ending September 2016	1,547	↓
Variance since September 2015	6.1%	↑



ACTIVITY



Adjusted Scheduled Activity (UDA)		
Month	2016	2017
April	57	551
May	139	977
June	331	1,263
July	543	1,583
August	841	1,846
September	1,104	2,080
October	1,971	
November	2,603	
December	2,926	
January	3,014	
February	3,564	
March	3,974	
April	4,152	
May	4,157	
June	4,158	

QUALITY

	Quantity	Base Number	Contract	AT	Region	England
% of FP17s for the same patient ID Re-attending within 3 months - Children	21	359	5.8%	11.3%	12.0%	12.4%
% of FP17s for the same patient ID Re-attending within 3 months - Adults	91	880	10.3%	15.2%	15.9%	16.7%
% of FP17s for the same patient ID Re-attending between 3 & 9 months - Children	199	359	55.4%	58.7%	58.6%	57.4%
% of FP17s for the same patient ID Re-attending between 3 & 9 months - Adults	343	880	39.0%	50.0%	51.6%	50.5%
% of FP17s for Band 1 Urgent Courses	63	1,084	5.8%	9.7%	8.0%	9.1%
% of FP17s Relating to Free Repair or Replacements	8	1,084	0.7%	0.9%	0.8%	0.8%
% of FP17s Relating to Continuations	24	1,084	2.2%	1.3%	1.3%	1.3%
% of Patients satisfied with the dentistry they have received	0	0	N/A	91.2%	93.1%	93.2%
% of Patients satisfied with the time they had to wait for an appointment	0	0	N/A	85.6%	89.1%	89.0%

* This is based on patients treated on this contract for their most recent course of treatment. Figures in italics indicate the base number of FP17s or Patient Questionnaire responses are less than 100. N/A is shown where the base number of responses is less than 10 during the period. % is calculated as Quantity/Base number*100

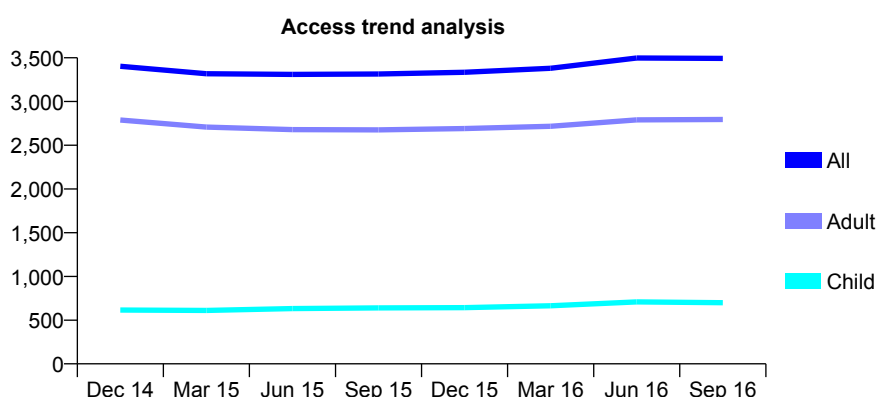
Q56 - Vital Signs At a Glance Contract Report for 168300/0001 - September 2016

Name or company name	Witard Dental Practice
Contract type name	GDS Contract
Purpose of contract	General
Contract start date	05/05/2011
Contract end date	

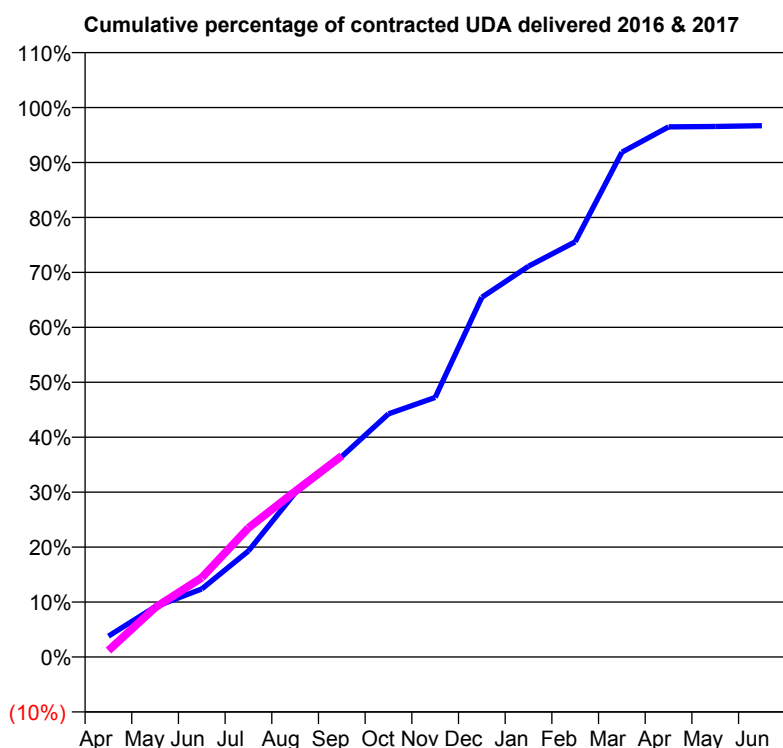
16/17 Contracted general activity (UDA)	13,132
Carry forward general activity (UDA)	436
16/17 Contracted orthodontic activity (UOA)	0
Carry forward orthodontic activity (UOA)	0
Baseline contract value	£310,178.60

ACCESS*

Patients seen in 24 months	Total	Change since previous quarter
Quarter ending September 2015	3,315	
Quarter ending December 2015	3,334	→
Quarter ending March 2016	3,381	→
Quarter ending June 2016	3,498	↑
Quarter ending September 2016	3,493	→
Variance since September 2015	5.4%	↑



ACTIVITY



Adjusted Scheduled Activity (UDA)		
Month	2016	2017
April	498	156
May	1,201	1,181
June	1,628	1,898
July	2,534	3,085
August	3,921	3,959
September	4,791	4,806
October	5,812	
November	6,202	
December	8,597	
January	9,339	
February	9,921	
March	12,062	
April	12,669	
May	12,679	
June	12,696	

QUALITY

	Quantity	Base Number	Contract	AT	Region	England
% of FP17s for the same patient ID Re-attending within 3 months - Children	60	569	10.5%	11.3%	12.0%	12.4%
% of FP17s for the same patient ID Re-attending within 3 months - Adults	253	2,057	12.3%	15.2%	15.9%	16.7%
% of FP17s for the same patient ID Re-attending between 3 & 9 months - Children	317	569	55.7%	58.7%	58.6%	57.4%
% of FP17s for the same patient ID Re-attending between 3 & 9 months - Adults	1,206	2,057	58.6%	50.0%	51.6%	50.5%
% of FP17s for Band 1 Urgent Courses	107	2,348	4.6%	9.7%	8.0%	9.1%
% of FP17s Relating to Free Repair or Replacements	14	2,348	0.6%	0.9%	0.8%	0.8%
% of FP17s Relating to Continuations	22	2,348	0.9%	1.3%	1.3%	1.3%
% of Patients satisfied with the dentistry they have received	6	7	N/A	91.2%	93.1%	93.2%
% of Patients satisfied with the time they had to wait for an appointment	5	7	N/A	85.6%	89.1%	89.0%

* This is based on patients treated on this contract for their most recent course of treatment. Figures in italics indicate the base number of FP17s or Patient Questionnaire responses are less than 100. N/A is shown where the base number of responses is less than 10 during the period. % is calculated as Quantity/Base number*100

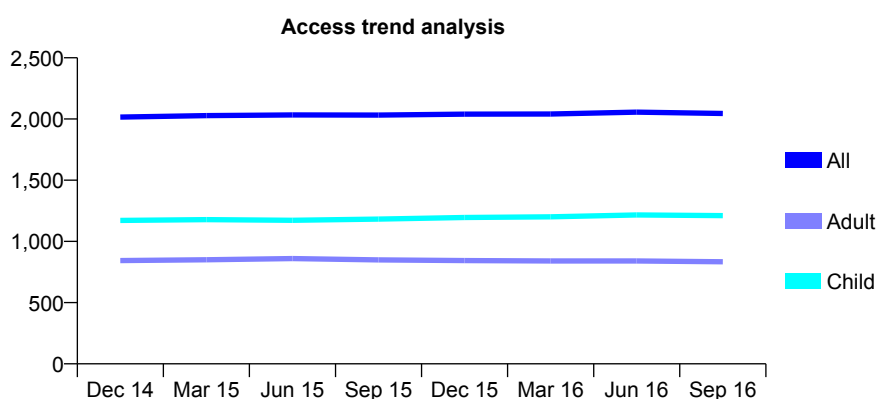
Q56 - Vital Signs At a Glance Contract Report for 168793/0001 - September 2016

Name or company name	Guildhall Dental Practice
Contract type name	GDS Contract
Purpose of contract	General and Orthodontic
Contract start date	01/04/2011
Contract end date	

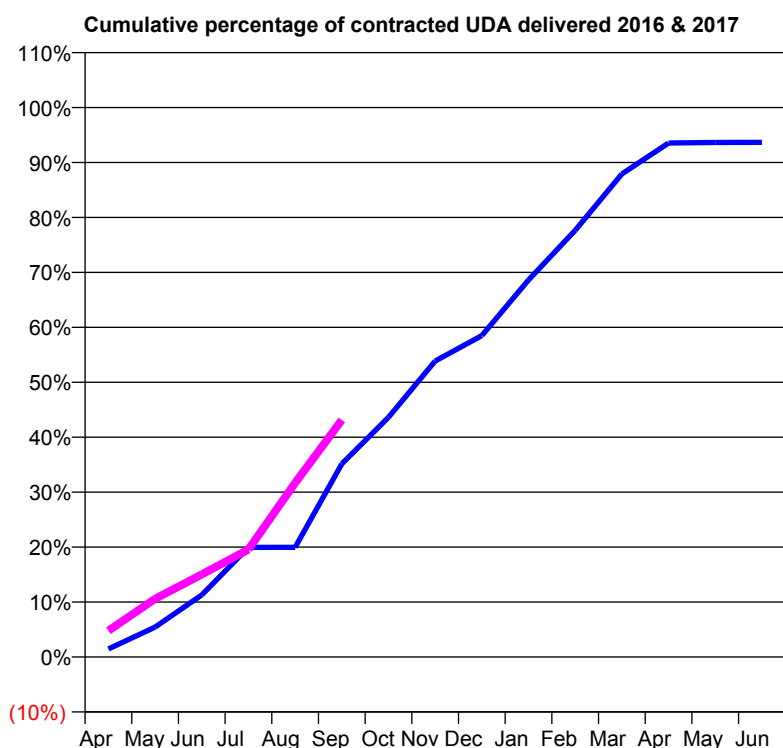
16/17 Contracted general activity (UDA)	4,167
Carry forward general activity (UDA)	0
16/17 Contracted orthodontic activity (UOA)	11
Carry forward orthodontic activity (UOA)	0
Baseline contract value	£102,474.38

ACCESS*

Patients seen in 24 months	Total	Change since previous quarter
Quarter ending September 2015	2,032	
Quarter ending December 2015	2,040	→
Quarter ending March 2016	2,041	→
Quarter ending June 2016	2,056	→
Quarter ending September 2016	2,045	→
Variance since September 2015	0.6%	→



ACTIVITY



Adjusted Scheduled Activity (UDA)		
Month	2016	2017
April	62	200
May	227	441
June	471	627
July	832	816
August	832	1,321
September	1,465	1,798
October	1,817	
November	2,244	
December	2,438	
January	2,859	
February	3,235	
March	3,663	
April	3,898	
May	3,902	
June	3,903	

QUALITY

	Quantity	Base Number	Contract	AT	Region	England
% of FP17s for the same patient ID Re-attending within 3 months - Children	55	1,038	5.3%	11.3%	12.0%	12.4%
% of FP17s for the same patient ID Re-attending within 3 months - Adults	27	560	4.8%	15.2%	15.9%	16.7%
% of FP17s for the same patient ID Re-attending between 3 & 9 months - Children	751	1,038	72.4%	58.7%	58.6%	57.4%
% of FP17s for the same patient ID Re-attending between 3 & 9 months - Adults	384	560	68.6%	50.0%	51.6%	50.5%
% of FP17s for Band 1 Urgent Courses	53	1,417	3.7%	9.7%	8.0%	9.1%
% of FP17s Relating to Free Repair or Replacements	0	1,417	0.0%	0.9%	0.8%	0.8%
% of FP17s Relating to Continuations	0	1,417	0.0%	1.3%	1.3%	1.3%
% of Patients satisfied with the dentistry they have received	1	2	N/A	91.2%	93.1%	93.2%
% of Patients satisfied with the time they had to wait for an appointment	2	2	N/A	85.6%	89.1%	89.0%

* This is based on patients treated on this contract for their most recent course of treatment. Figures in italics indicate the base number of FP17s or Patient Questionnaire responses are less than 100. N/A is shown where the base number of responses is less than 10 during the period. % is calculated as Quantity/Base number*100

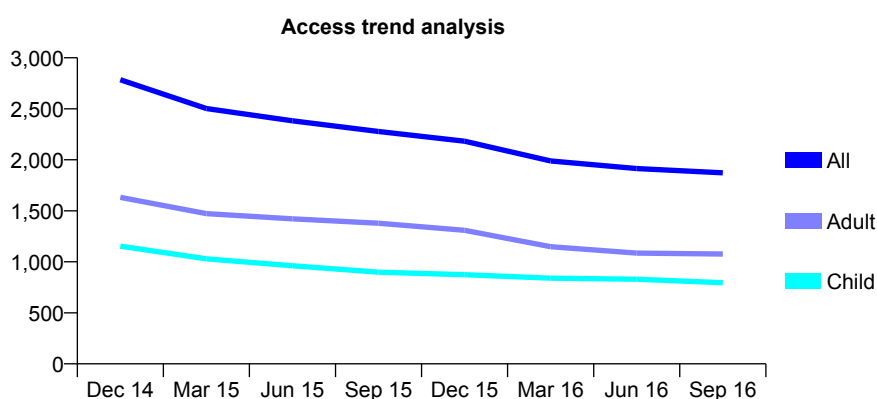
Q56 - Vital Signs At a Glance Contract Report for 171018/0001 - September 2016

Name or company name	The Hamptons Dental Care
Contract type name	GDS Contract
Purpose of contract	General
Contract start date	01/04/2009
Contract end date	

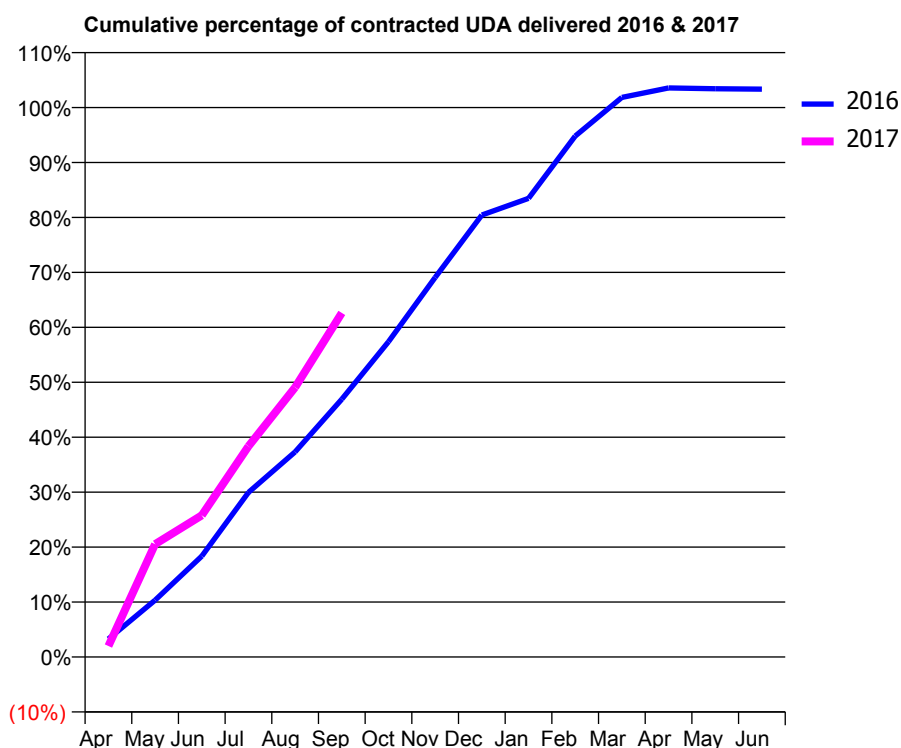
16/17 Contracted general activity (UDA)	3,694
Carry forward general activity (UDA)	-74
16/17 Contracted orthodontic activity (UOA)	0
Carry forward orthodontic activity (UOA)	0
Baseline contract value	£86,552.24

ACCESS*

Patients seen in 24 months	Total	Change since previous quarter
Quarter ending September 2015	2,278	
Quarter ending December 2015	2,183	↓
Quarter ending March 2016	1,989	↓
Quarter ending June 2016	1,915	↓
Quarter ending September 2016	1,872	↓
Variance since September 2015	(17.8%)	↓



ACTIVITY



Adjusted Scheduled Activity (UDA)		
Month	2016	2017
April	121	74
May	382	759
June	678	953
July	1,106	1,417
August	1,379	1,813
September	1,733	2,313
October	2,119	
November	2,552	
December	2,971	
January	3,083	
February	3,502	
March	3,762	
April	3,825	
May	3,820	
June	3,817	

QUALITY

	Quantity	Base Number	Contract	AT	Region	England
% of FP17s for the same patient ID Re-attending within 3 months - Children	30	557	5.4%	11.3%	12.0%	12.4%
% of FP17s for the same patient ID Re-attending within 3 months - Adults	79	753	10.5%	15.2%	15.9%	16.7%
% of FP17s for the same patient ID Re-attending between 3 & 9 months - Children	244	557	43.8%	58.7%	58.6%	57.4%
% of FP17s for the same patient ID Re-attending between 3 & 9 months - Adults	326	753	43.3%	50.0%	51.6%	50.5%
% of FP17s for Band 1 Urgent Courses	109	1,271	8.6%	9.7%	8.0%	9.1%
% of FP17s Relating to Free Repair or Replacements	5	1,271	0.4%	0.9%	0.8%	0.8%
% of FP17s Relating to Continuations	0	1,271	0.0%	1.3%	1.3%	1.3%
% of Patients satisfied with the dentistry they have received	1	1	N/A	91.2%	93.1%	93.2%
% of Patients satisfied with the time they had to wait for an appointment	0	1	N/A	85.6%	89.1%	89.0%

* This is based on patients treated on this contract for their most recent course of treatment. Figures in italics indicate the base number of FP17s or Patient Questionnaire responses are less than 100. N/A is shown where the base number of responses is less than 10 during the period. % is calculated as Quantity/Base number*100

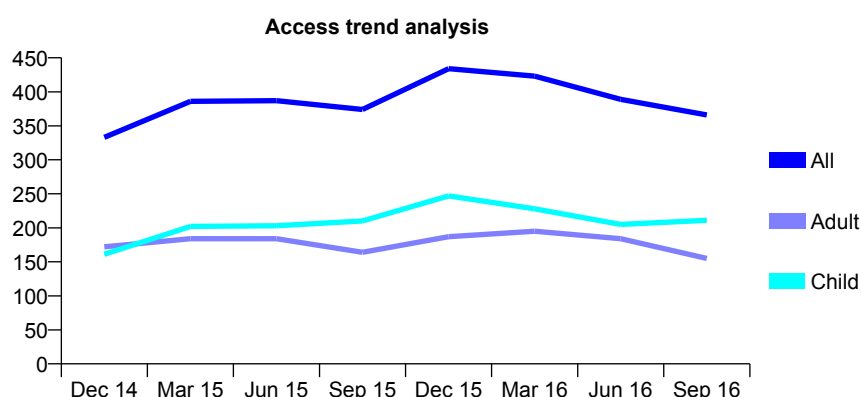
Q56 - Vital Signs At a Glance Contract Report for 171018/0002 - September 2016

Name or company name	The Hamptons Dental Care
Contract type name	GDS Contract
Purpose of contract	General
Contract start date	01/04/2009
Contract end date	

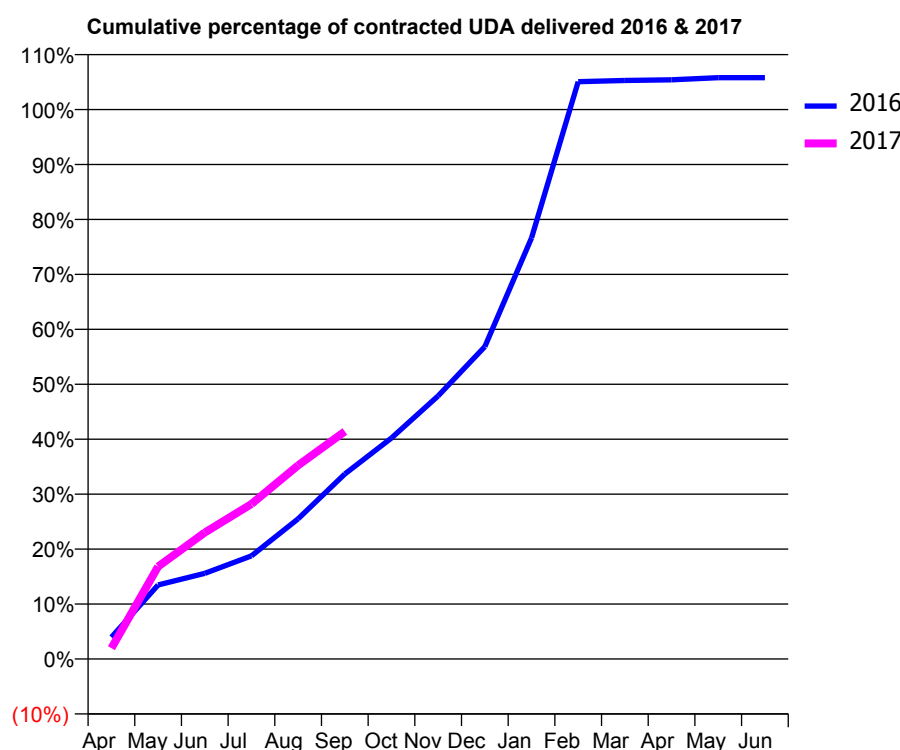
16/17 Contracted general activity (UDA)	806
Carry forward general activity (UDA)	-16
16/17 Contracted orthodontic activity (UOA)	0
Carry forward orthodontic activity (UOA)	0
Baseline contract value	£20,070.85

ACCESS*

Patients seen in 24 months	Total	Change since previous quarter
Quarter ending September 2015	374	
Quarter ending December 2015	434	↑
Quarter ending March 2016	423	↓
Quarter ending June 2016	389	↓
Quarter ending September 2016	366	↓
Variance since September 2015	(2.1%)	↓



ACTIVITY



Month	Adjusted Scheduled Activity (UDA)	
	2016	2017
April	32	16
May	109	136
June	126	186
July	151	227
August	206	284
September	271	334
October	324	
November	386	
December	458	
January	618	
February	847	
March	849	
April	850	
May	853	
June	853	

QUALITY

	Quantity	Base Number	Contract	AT	Region	England
% of FP17s for the same patient ID Re-attending within 3 months - Children	5	134	3.7%	11.3%	12.0%	12.4%
% of FP17s for the same patient ID Re-attending within 3 months - Adults	13	92	14.1%	15.2%	15.9%	16.7%
% of FP17s for the same patient ID Re-attending between 3 & 9 months - Children	45	134	33.6%	58.7%	58.6%	57.4%
% of FP17s for the same patient ID Re-attending between 3 & 9 months - Adults	16	92	17.4%	50.0%	51.6%	50.5%
% of FP17s for Band 1 Urgent Courses	44	222	19.8%	9.7%	8.0%	9.1%
% of FP17s Relating to Free Repair or Replacements	0	222	0.0%	0.9%	0.8%	0.8%
% of FP17s Relating to Continuations	1	222	0.5%	1.3%	1.3%	1.3%
% of Patients satisfied with the dentistry they have received	0	0	N/A	91.2%	93.1%	93.2%
% of Patients satisfied with the time they had to wait for an appointment	0	0	N/A	85.6%	89.1%	89.0%

* This is based on patients treated on this contract for their most recent course of treatment. Figures in italics indicate the base number of FP17s or Patient Questionnaire responses are less than 100. N/A is shown where the base number of responses is less than 10 during the period. % is calculated as Quantity/Base number*100

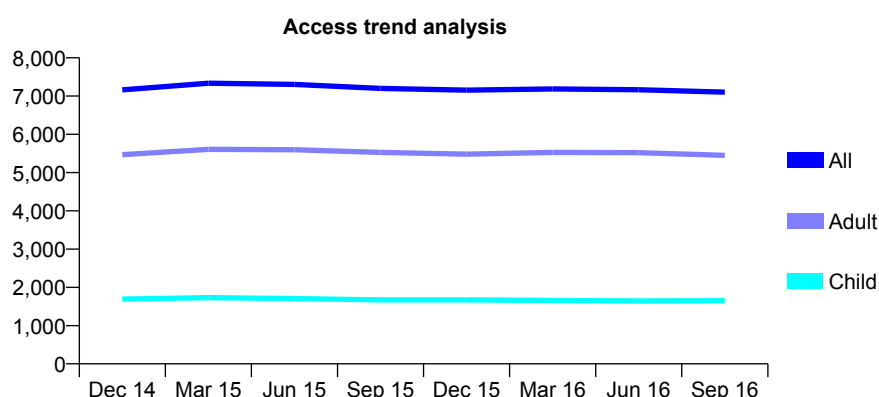
Q56 - Vital Signs At a Glance Contract Report for 171239/0001 - September 2016

Name or company name	The Loddon Dental Practice
Contract type name	GDS Contract
Purpose of contract	General and Orthodontic
Contract start date	13/10/2007
Contract end date	

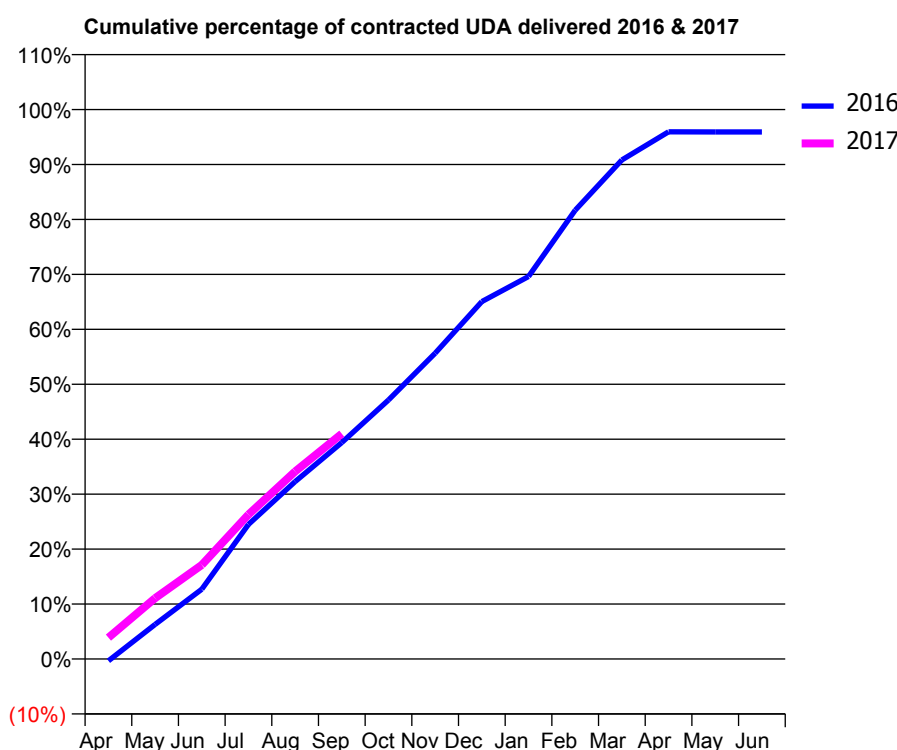
16/17 Contracted general activity (UDA)	19,777
Carry forward general activity (UDA)	0
16/17 Contracted orthodontic activity (UOA)	579
Carry forward orthodontic activity (UOA)	6
Baseline contract value	£518,733.46

ACCESS*

Patients seen in 24 months	Total	Change since previous quarter
Quarter ending September 2015	7,199	
Quarter ending December 2015	7,153	→
Quarter ending March 2016	7,185	→
Quarter ending June 2016	7,165	→
Quarter ending September 2016	7,101	→
Variance since September 2015	(1.4%)	↓



ACTIVITY



Adjusted Scheduled Activity (UDA)		
Month	2016	2017
April	-68	770
May	1,245	2,193
June	2,512	3,384
July	4,843	5,202
August	6,387	6,751
September	7,790	8,107
October	9,323	
November	11,009	
December	12,863	
January	13,766	
February	16,150	
March	17,959	
April	18,972	
May	18,969	
June	18,969	

QUALITY

	Quantity	Base Number	Contract	AT	Region	England
% of FP17s for the same patient ID Re-attending within 3 months - Children	97	1,265	7.7%	11.3%	12.0%	12.4%
% of FP17s for the same patient ID Re-attending within 3 months - Adults	513	3,768	13.6%	15.2%	15.9%	16.7%
% of FP17s for the same patient ID Re-attending between 3 & 9 months - Children	714	1,265	56.4%	58.7%	58.6%	57.4%
% of FP17s for the same patient ID Re-attending between 3 & 9 months - Adults	1,860	3,768	49.4%	50.0%	51.6%	50.5%
% of FP17s for Band 1 Urgent Courses	309	4,609	6.7%	9.7%	8.0%	9.1%
% of FP17s Relating to Free Repair or Replacements	23	4,609	0.5%	0.9%	0.8%	0.8%
% of FP17s Relating to Continuations	76	4,609	1.6%	1.3%	1.3%	1.3%
% of Patients satisfied with the dentistry they have received	15	15	100.0%	91.2%	93.1%	93.2%
% of Patients satisfied with the time they had to wait for an appointment	11	15	73.3%	85.6%	89.1%	89.0%

* This is based on patients treated on this contract for their most recent course of treatment. Figures in italics indicate the base number of FP17s or Patient Questionnaire responses are less than 100. N/A is shown where the base number of responses is less than 10 during the period. % is calculated as Quantity/Base number*100

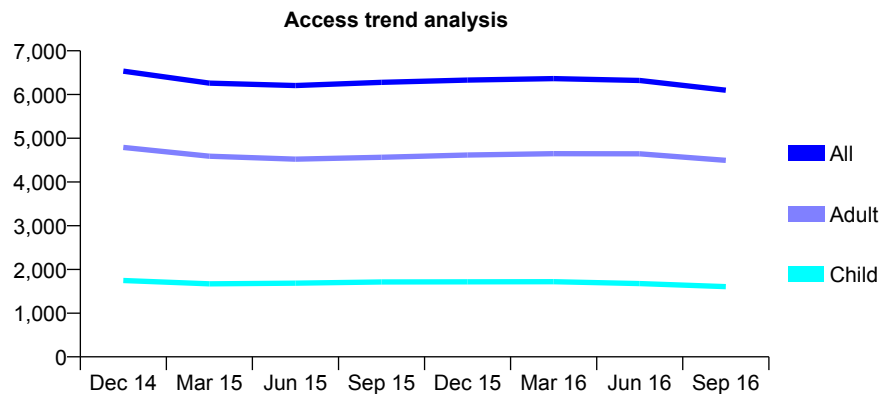
Q56 - Vital Signs At a Glance Contract Report for 171611/0001 - September 2016

Name or company name	Unnati Limited
Contract type name	GDS Contract
Purpose of contract	General
Contract start date	01/04/2010
Contract end date	

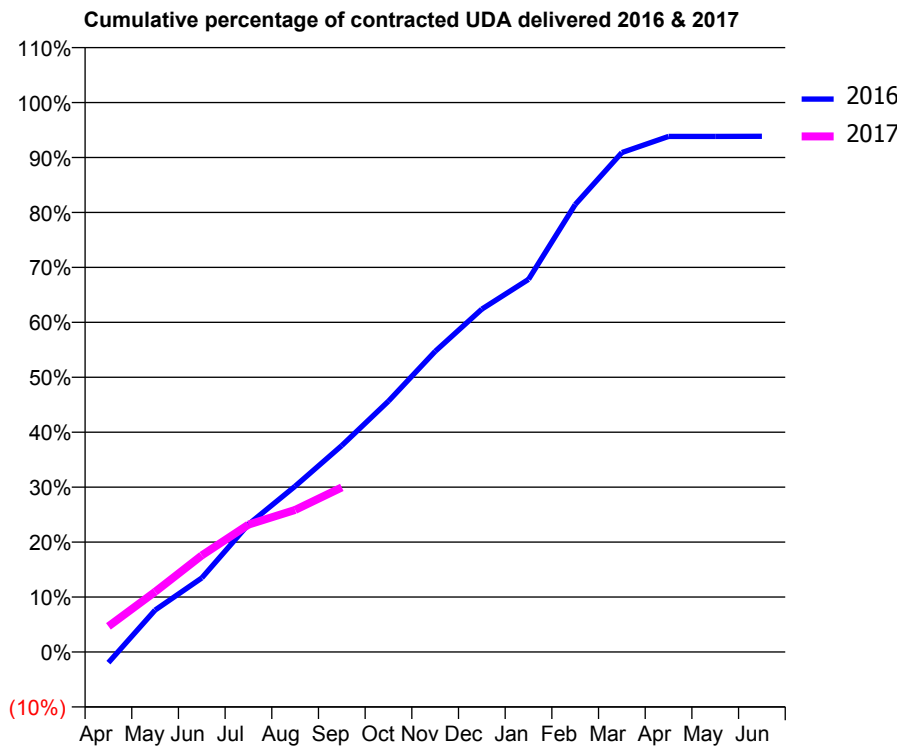
16/17 Contracted general activity (UDA)	22,500
Carry forward general activity (UDA)	0
16/17 Contracted orthodontic activity (UOA)	0
Carry forward orthodontic activity (UOA)	0
Baseline contract value	£777,555.53

ACCESS*

Patients seen in 24 months	Total	Change since previous quarter
Quarter ending September 2015	6,279	
Quarter ending December 2015	6,331	→
Quarter ending March 2016	6,365	→
Quarter ending June 2016	6,320	→
Quarter ending September 2016	6,100	↓
Variance since September 2015	(2.9%)	↓



ACTIVITY



Adjusted Scheduled Activity (UDA)		
Month	2016	2017
April	-438	1,051
May	1,716	2,466
June	3,031	3,955
July	5,226	5,215
August	6,790	5,817
September	8,455	6,742
October	10,274	
November	12,307	
December	14,041	
January	15,257	
February	18,323	
March	20,449	
April	21,113	
May	21,113	
June	21,114	

QUALITY

	Quantity	Base Number	Contract	AT	Region	England
% of FP17s for the same patient ID Re-attending within 3 months - Children	68	782	8.7%	11.3%	12.0%	12.4%
% of FP17s for the same patient ID Re-attending within 3 months - Adults	396	2,460	16.1%	15.2%	15.9%	16.7%
% of FP17s for the same patient ID Re-attending between 3 & 9 months - Children	479	782	61.3%	58.7%	58.6%	57.4%
% of FP17s for the same patient ID Re-attending between 3 & 9 months - Adults	1,543	2,460	62.7%	50.0%	51.6%	50.5%
% of FP17s for Band 1 Urgent Courses	113	3,004	3.8%	9.7%	8.0%	9.1%
% of FP17s Relating to Free Repair or Replacements	24	3,004	0.8%	0.9%	0.8%	0.8%
% of FP17s Relating to Continuations	141	3,004	4.7%	1.3%	1.3%	1.3%
% of Patients satisfied with the dentistry they have received	4	6	N/A	91.2%	93.1%	93.2%
% of Patients satisfied with the time they had to wait for an appointment	2	6	N/A	85.6%	89.1%	89.0%

* This is based on patients treated on this contract for their most recent course of treatment. Figures in italics indicate the base number of FP17s or Patient Questionnaire responses are less than 100. N/A is shown where the base number of responses is less than 10 during the period. % is calculated as Quantity/Base number*100

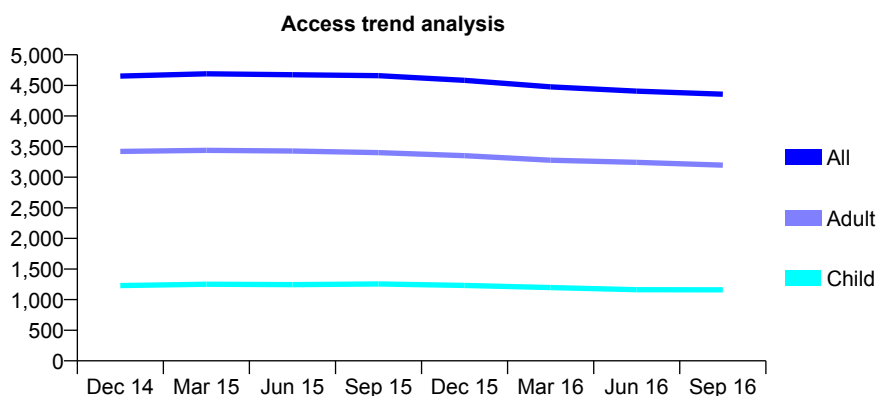
Q56 - Vital Signs At a Glance Contract Report for 173495/0001 - September 2016

Name or company name	West Earham Dental Health Practice Limited
Contract type name	Pilot Contract
Purpose of contract	General
Contract start date	01/01/2012
Contract end date	

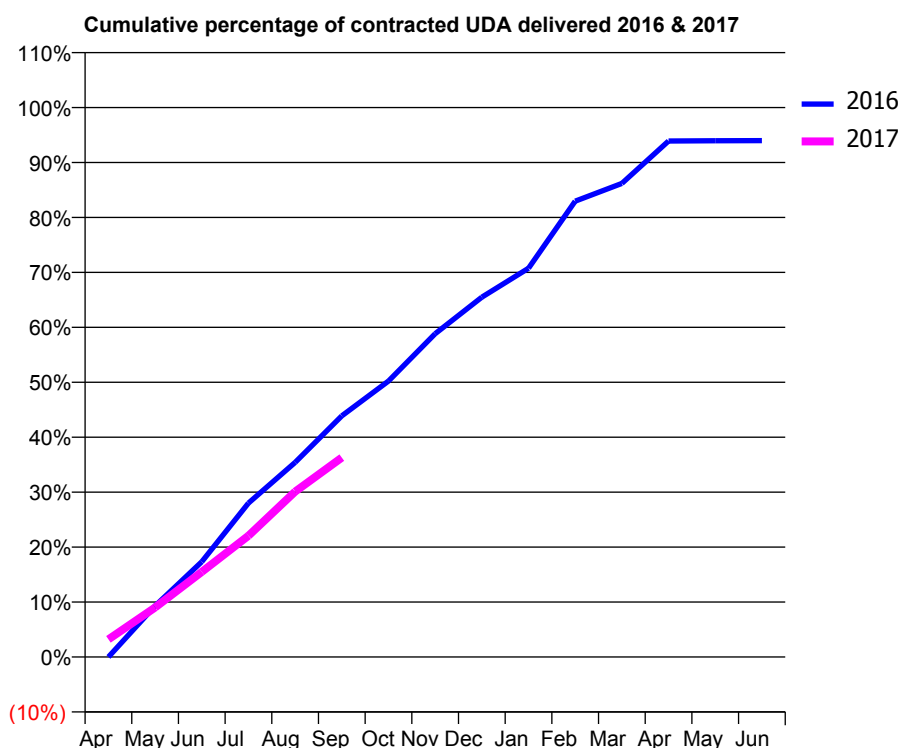
16/17 Contracted general activity (UDA)	15,830
Carry forward general activity (UDA)	0
16/17 Contracted orthodontic activity (UOA)	0
Carry forward orthodontic activity (UOA)	0
Baseline contract value	£351,030.78

ACCESS*

Patients seen in 24 months	Total	Change since previous quarter
Quarter ending September 2015	4,659	
Quarter ending December 2015	4,582	↓
Quarter ending March 2016	4,476	↓
Quarter ending June 2016	4,406	↓
Quarter ending September 2016	4,357	↓
Variance since September 2015	(6.5%)	↓



ACTIVITY



Adjusted Scheduled Activity (UDA)		
Month	2016	2017
April	0	508
May	1,473	1,429
June	2,743	2,451
July	4,434	3,492
August	5,608	4,764
September	6,948	5,744
October	7,949	
November	9,314	
December	10,367	
January	11,199	
February	13,131	
March	13,644	
April	14,866	
May	14,873	
June	14,876	

QUALITY

	Quantity	Base Number	Contract	AT	Region	England
% of FP17s for the same patient ID Re-attending within 3 months - Children	85	1,098	7.7%	11.3%	12.0%	12.4%
% of FP17s for the same patient ID Re-attending within 3 months - Adults	352	2,505	14.1%	15.2%	15.9%	16.7%
% of FP17s for the same patient ID Re-attending between 3 & 9 months - Children	799	1,098	72.8%	58.7%	58.6%	57.4%
% of FP17s for the same patient ID Re-attending between 3 & 9 months - Adults	1,377	2,505	55.0%	50.0%	51.6%	50.5%
% of FP17s for Band 1 Urgent Courses	285	2,936	9.7%	9.7%	8.0%	9.1%
% of FP17s Relating to Free Repair or Replacements	37	2,936	1.3%	0.9%	0.8%	0.8%
% of FP17s Relating to Continuations	49	2,936	1.7%	1.3%	1.3%	1.3%
% of Patients satisfied with the dentistry they have received	3	3	N/A	91.2%	93.1%	93.2%
% of Patients satisfied with the time they had to wait for an appointment	3	3	N/A	85.6%	89.1%	89.0%

* This is based on patients treated on this contract for their most recent course of treatment. Figures in italics indicate the base number of FP17s or Patient Questionnaire responses are less than 100. N/A is shown where the base number of responses is less than 10 during the period. % is calculated as Quantity/Base number*100

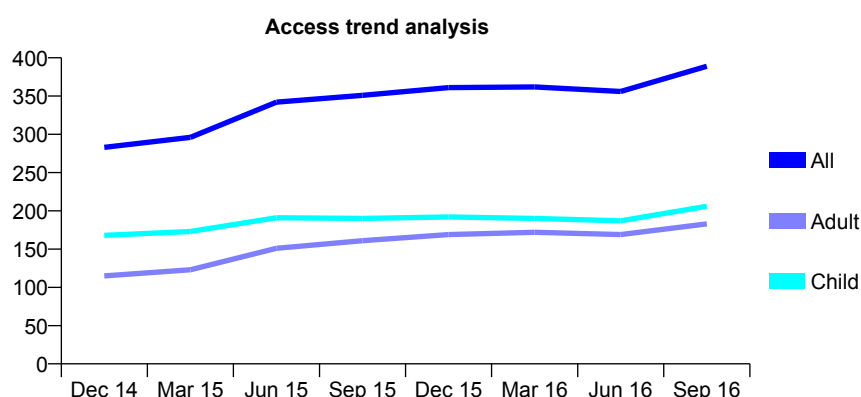
Q56 - Vital Signs At a Glance Contract Report for 173835/0001 - September 2016

Name or company name	Ian Wood, Julian Perry and Edward Coyle
Contract type name	GDS Contract
Purpose of contract	General
Contract start date	01/12/2013
Contract end date	

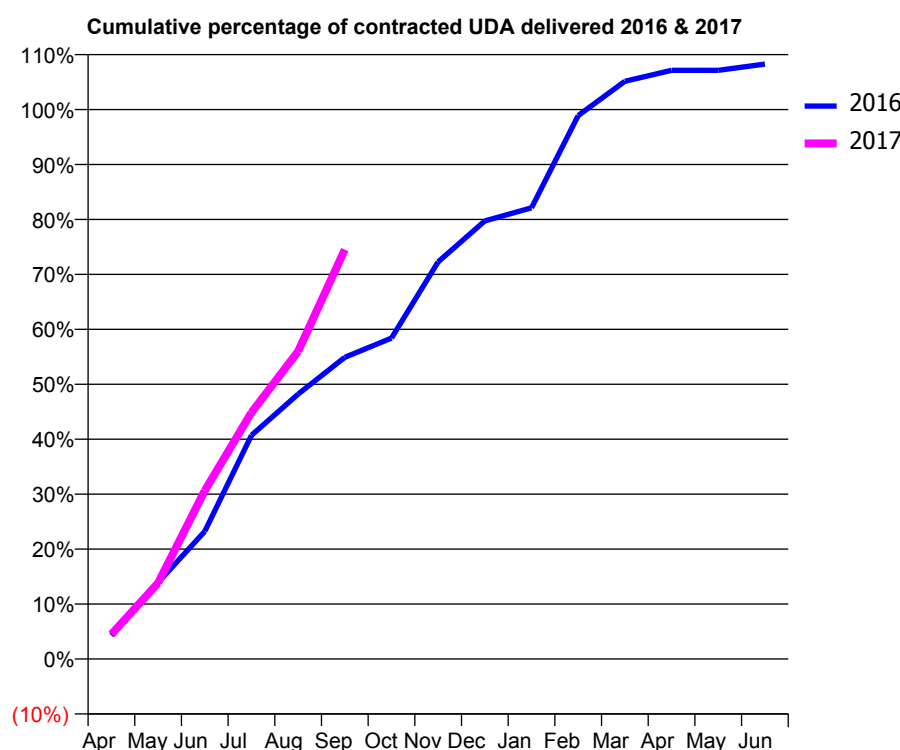
16/17 Contracted general activity (UDA)	800
Carry forward general activity (UDA)	-16
16/17 Contracted orthodontic activity (UOA)	0
Carry forward orthodontic activity (UOA)	0
Baseline contract value	£16,762.52

ACCESS*

Patients seen in 24 months	Total	Change since previous quarter
Quarter ending September 2015	351	
Quarter ending December 2015	361	↑
Quarter ending March 2016	362	→
Quarter ending June 2016	356	↓
Quarter ending September 2016	389	↑
Variance since September 2015	10.8%	↑



ACTIVITY



Adjusted Scheduled Activity (UDA)		
Month	2016	2017
April	34	36
May	111	111
June	186	245
July	326	359
August	386	448
September	439	596
October	467	
November	578	
December	638	
January	657	
February	791	
March	841	
April	857	
May	857	
June	866	

QUALITY

	Quantity	Base Number	Contract	AT	Region	England
% of FP17s for the same patient ID Re-attending within 3 months - Children	11	155	7.1%	11.3%	12.0%	12.4%
% of FP17s for the same patient ID Re-attending within 3 months - Adults	14	126	11.1%	15.2%	15.9%	16.7%
% of FP17s for the same patient ID Re-attending between 3 & 9 months - Children	43	155	27.7%	58.7%	58.6%	57.4%
% of FP17s for the same patient ID Re-attending between 3 & 9 months - Adults	46	126	36.5%	50.0%	51.6%	50.5%
% of FP17s for Band 1 Urgent Courses	20	262	7.6%	9.7%	8.0%	9.1%
% of FP17s Relating to Free Repair or Replacements	0	262	0.0%	0.9%	0.8%	0.8%
% of FP17s Relating to Continuations	0	262	0.0%	1.3%	1.3%	1.3%
% of Patients satisfied with the dentistry they have received	0	0	N/A	91.2%	93.1%	93.2%
% of Patients satisfied with the time they had to wait for an appointment	0	0	N/A	85.6%	89.1%	89.0%

* This is based on patients treated on this contract for their most recent course of treatment. Figures in italics indicate the base number of FP17s or Patient Questionnaire responses are less than 100. N/A is shown where the base number of responses is less than 10 during the period. % is calculated as Quantity/Base number*100

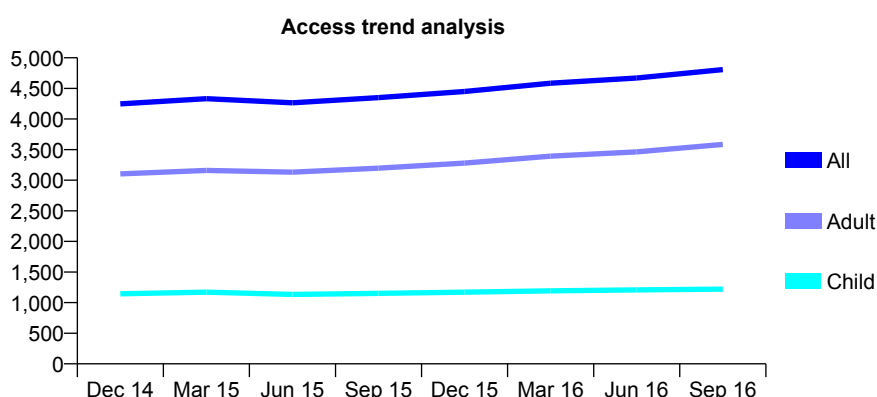
Q56 - Vital Signs At a Glance Contract Report for 174173/0002 - September 2016

Name or company name	Advance Dental Health Limited
Contract type name	GDS Contract
Purpose of contract	General
Contract start date	01/11/2011
Contract end date	

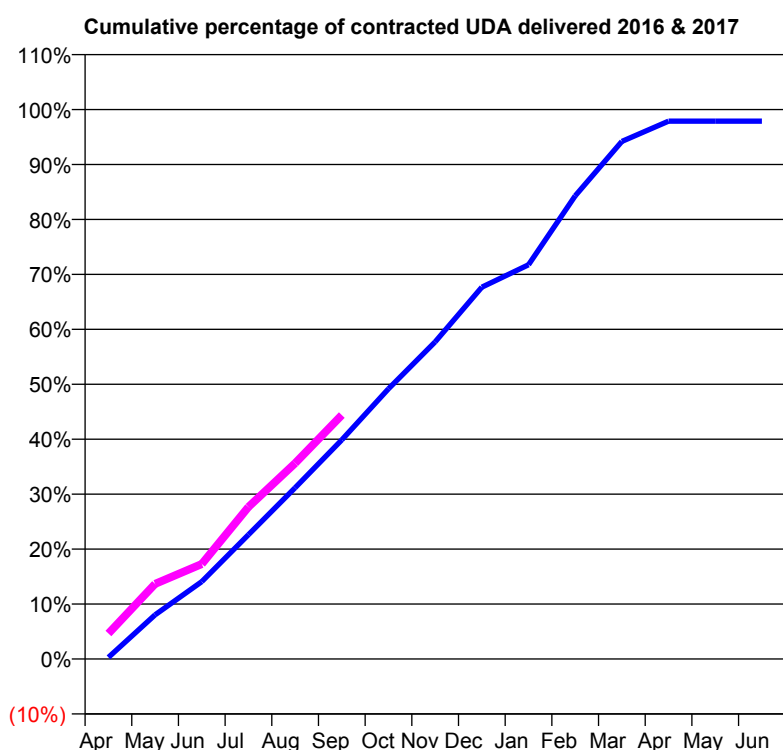
16/17 Contracted general activity (UDA)	13,500
Carry forward general activity (UDA)	286
16/17 Contracted orthodontic activity (UOA)	0
Carry forward orthodontic activity (UOA)	0
Baseline contract value	£328,395.94

ACCESS*

Patients seen in 24 months	Total	Change since previous quarter
Quarter ending September 2015	4,349	
Quarter ending December 2015	4,450	↑
Quarter ending March 2016	4,585	↑
Quarter ending June 2016	4,670	→
Quarter ending September 2016	4,808	↑
Variance since September 2015	10.6%	↑



ACTIVITY



Adjusted Scheduled Activity (UDA)		
Month	2016	2017
April	41	627
May	1,087	1,848
June	1,903	2,333
July	3,055	3,738
August	4,209	4,812
September	5,383	5,994
October	6,638	
November	7,792	
December	9,135	
January	9,686	
February	11,380	
March	12,715	
April	13,214	
May	13,214	
June	13,214	

QUALITY

	Quantity	Base Number	Contract	AT	Region	England
% of FP17s for the same patient ID Re-attending within 3 months - Children	39	756	5.2%	11.3%	12.0%	12.4%
% of FP17s for the same patient ID Re-attending within 3 months - Adults	360	2,296	15.7%	15.2%	15.9%	16.7%
% of FP17s for the same patient ID Re-attending between 3 & 9 months - Children	336	756	44.4%	58.7%	58.6%	57.4%
% of FP17s for the same patient ID Re-attending between 3 & 9 months - Adults	1,041	2,296	45.3%	50.0%	51.6%	50.5%
% of FP17s for Band 1 Urgent Courses	182	2,911	6.3%	9.7%	8.0%	9.1%
% of FP17s Relating to Free Repair or Replacements	23	2,911	0.8%	0.9%	0.8%	0.8%
% of FP17s Relating to Continuations	78	2,911	2.7%	1.3%	1.3%	1.3%
% of Patients satisfied with the dentistry they have received	2	2	N/A	91.2%	93.1%	93.2%
% of Patients satisfied with the time they had to wait for an appointment	2	2	N/A	85.6%	89.1%	89.0%

* This is based on patients treated on this contract for their most recent course of treatment. Figures in italics indicate the base number of FP17s or Patient Questionnaire responses are less than 100. N/A is shown where the base number of responses is less than 10 during the period. % is calculated as Quantity/Base number*100

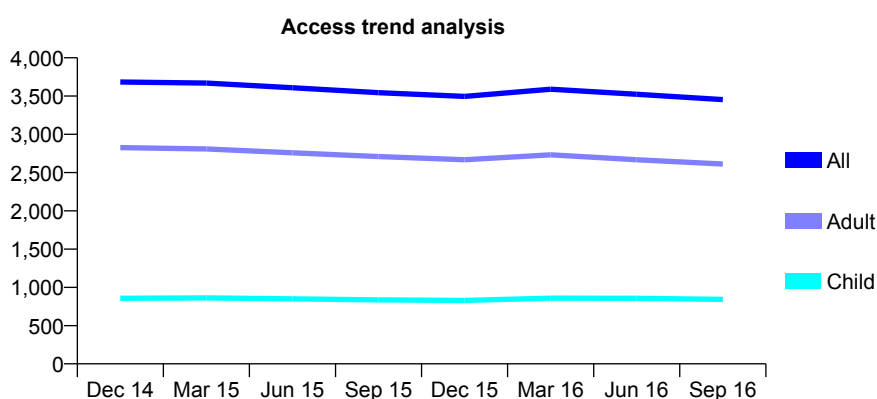
Q56 - Vital Signs At a Glance Contract Report for 174173/0003 - September 2016

Name or company name	Advance Dental Health Limited
Contract type name	GDS Contract
Purpose of contract	General
Contract start date	01/11/2011
Contract end date	

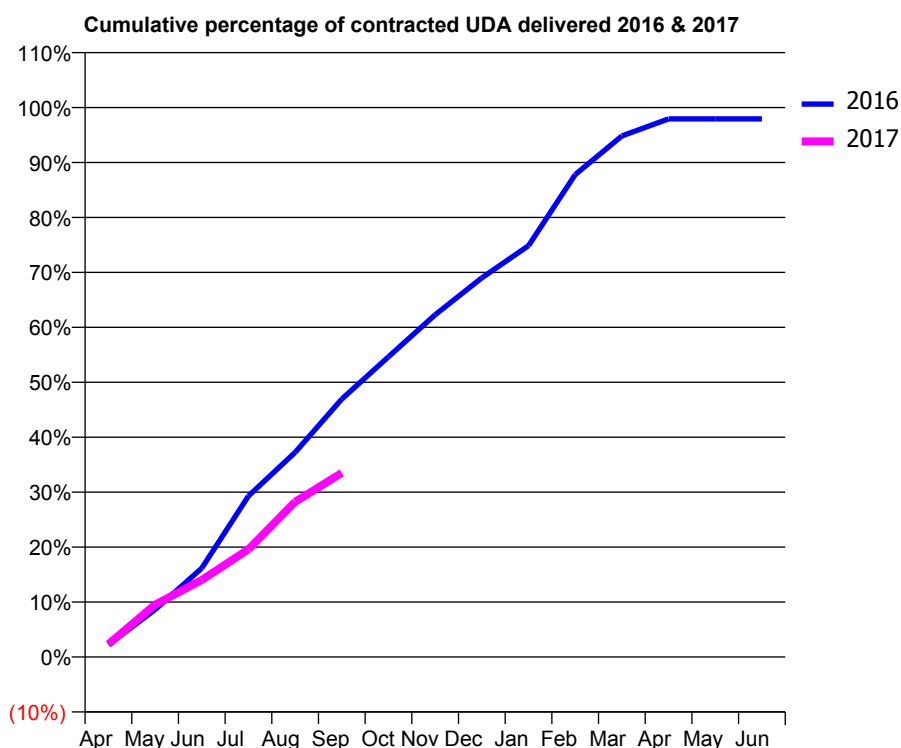
16/17 Contracted general activity (UDA)	12,120
Carry forward general activity (UDA)	251
16/17 Contracted orthodontic activity (UOA)	0
Carry forward orthodontic activity (UOA)	0
Baseline contract value	£288,742.52

ACCESS*

Patients seen in 24 months	Total	Change since previous quarter
Quarter ending September 2015	3,544	
Quarter ending December 2015	3,495	↓
Quarter ending March 2016	3,590	↑
Quarter ending June 2016	3,524	↓
Quarter ending September 2016	3,453	↓
Variance since September 2015	(2.6%)	↓



ACTIVITY



Adjusted Scheduled Activity (UDA)		
Month	2016	2017
April	271	285
May	1,047	1,154
June	1,960	1,700
July	3,552	2,375
August	4,512	3,422
September	5,688	4,062
October	6,622	
November	7,550	
December	8,363	
January	9,073	
February	10,641	
March	11,492	
April	11,869	
May	11,869	
June	11,869	

QUALITY

	Quantity	Base Number	Contract	AT	Region	England
% of FP17s for the same patient ID Re-attending within 3 months - Children	48	496	9.7%	11.3%	12.0%	12.4%
% of FP17s for the same patient ID Re-attending within 3 months - Adults	250	1,423	17.6%	15.2%	15.9%	16.7%
% of FP17s for the same patient ID Re-attending between 3 & 9 months - Children	201	496	40.5%	58.7%	58.6%	57.4%
% of FP17s for the same patient ID Re-attending between 3 & 9 months - Adults	594	1,423	41.7%	50.0%	51.6%	50.5%
% of FP17s for Band 1 Urgent Courses	248	1,766	14.0%	9.7%	8.0%	9.1%
% of FP17s Relating to Free Repair or Replacements	28	1,766	1.6%	0.9%	0.8%	0.8%
% of FP17s Relating to Continuations	46	1,766	2.6%	1.3%	1.3%	1.3%
% of Patients satisfied with the dentistry they have received	3	4	N/A	91.2%	93.1%	93.2%
% of Patients satisfied with the time they had to wait for an appointment	2	4	N/A	85.6%	89.1%	89.0%

* This is based on patients treated on this contract for their most recent course of treatment. Figures in italics indicate the base number of FP17s or Patient Questionnaire responses are less than 100. N/A is shown where the base number of responses is less than 10 during the period. % is calculated as Quantity/Base number*100

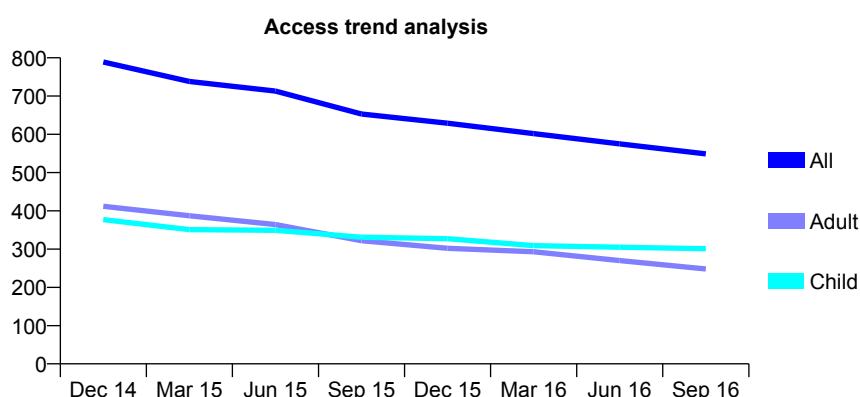
Q56 - Vital Signs At a Glance Contract Report for 175196/0001 - September 2016

Name or company name	Christchurch Dental Practice Ltd
Contract type name	PDS Contract
Purpose of contract	General
Contract start date	01/06/2010
Contract end date	31/03/2018

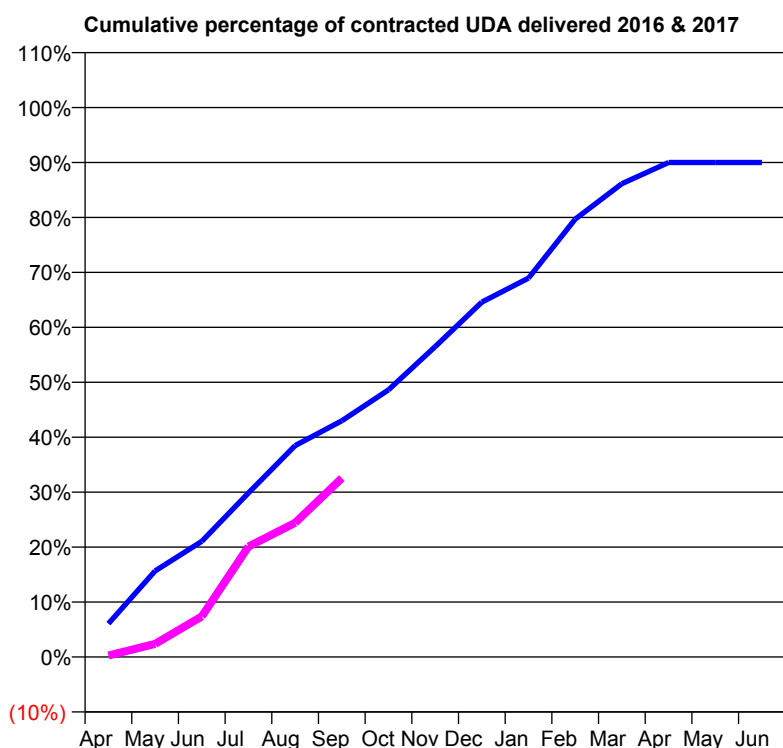
16/17 Contracted general activity (UDA)	1,100
Carry forward general activity (UDA)	0
16/17 Contracted orthodontic activity (UOA)	0
Carry forward orthodontic activity (UOA)	0
Baseline contract value	£28,605.01

ACCESS*

Patients seen in 24 months	Total	Change since previous quarter
Quarter ending September 2015	653	
Quarter ending December 2015	629	↓
Quarter ending March 2016	602	↓
Quarter ending June 2016	575	↓
Quarter ending September 2016	549	↓
Variance since September 2015	(15.9%)	↓



ACTIVITY



Adjusted Scheduled Activity (UDA)		
Month	2016	2017
April	67	3
May	172	26
June	232	81
July	328	221
August	423	269
September	473	358
October	535	
November	621	
December	710	
January	759	
February	877	
March	948	
April	990	
May	990	
June	990	

QUALITY

	Quantity	Base Number	Contract	AT	Region	England
% of FP17s for the same patient ID Re-attending within 3 months - Children	18	242	7.4%	11.3%	12.0%	12.4%
% of FP17s for the same patient ID Re-attending within 3 months - Adults	5	58	8.6%	15.2%	15.9%	16.7%
% of FP17s for the same patient ID Re-attending between 3 & 9 months - Children	157	242	64.9%	58.7%	58.6%	57.4%
% of FP17s for the same patient ID Re-attending between 3 & 9 months - Adults	27	58	46.6%	50.0%	51.6%	50.5%
% of FP17s for Band 1 Urgent Courses	15	262	5.7%	9.7%	8.0%	9.1%
% of FP17s Relating to Free Repair or Replacements	0	262	0.0%	0.9%	0.8%	0.8%
% of FP17s Relating to Continuations	0	262	0.0%	1.3%	1.3%	1.3%
% of Patients satisfied with the dentistry they have received	0	0	N/A	91.2%	93.1%	93.2%
% of Patients satisfied with the time they had to wait for an appointment	0	0	N/A	85.6%	89.1%	89.0%

* This is based on patients treated on this contract for their most recent course of treatment. Figures in italics indicate the base number of FP17s or Patient Questionnaire responses are less than 100. N/A is shown where the base number of responses is less than 10 during the period. % is calculated as Quantity/Base number*100

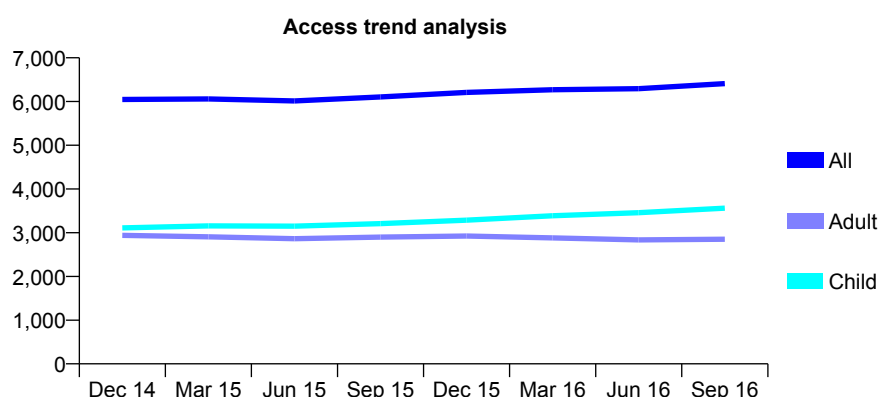
Q56 - Vital Signs At a Glance Contract Report for 175900/0002 - September 2016

Name or company name	Sprinz-Victorova
Contract type name	GDS Contract
Purpose of contract	General
Contract start date	01/04/2010
Contract end date	

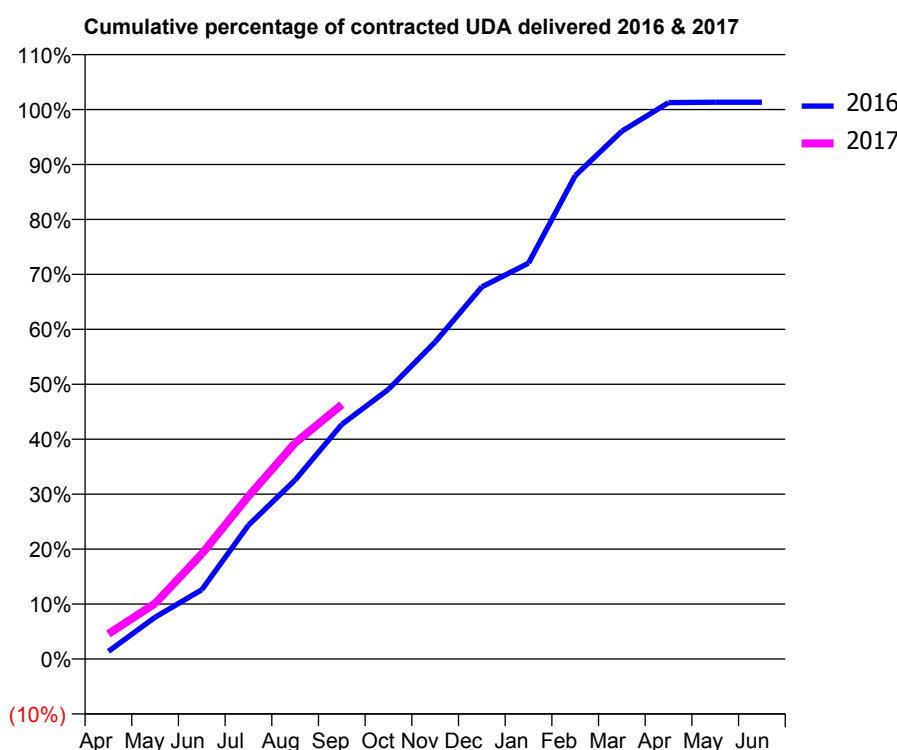
16/17 Contracted general activity (UDA)	19,896
Carry forward general activity (UDA)	-262
16/17 Contracted orthodontic activity (UOA)	0
Carry forward orthodontic activity (UOA)	0
Baseline contract value	£478,913.84

ACCESS*

Patients seen in 24 months	Total	Change since previous quarter
Quarter ending September 2015	6,106	
Quarter ending December 2015	6,209	→
Quarter ending March 2016	6,268	→
Quarter ending June 2016	6,293	→
Quarter ending September 2016	6,411	→
Variance since September 2015	5.0%	↑



ACTIVITY



Adjusted Scheduled Activity (UDA)		
Month	2016	2017
April	278	909
May	1,515	2,011
June	2,510	3,809
July	4,847	5,891
August	6,481	7,823
September	8,493	9,209
October	9,765	
November	11,479	
December	13,472	
January	14,331	
February	17,501	
March	19,111	
April	20,144	
May	20,160	
June	20,158	

QUALITY

	Quantity	Base Number	Contract	AT	Region	England
% of FP17s for the same patient ID Re-attending within 3 months - Children	166	2,917	5.7%	11.3%	12.0%	12.4%
% of FP17s for the same patient ID Re-attending within 3 months - Adults	287	1,757	16.3%	15.2%	15.9%	16.7%
% of FP17s for the same patient ID Re-attending between 3 & 9 months - Children	1,830	2,917	62.7%	58.7%	58.6%	57.4%
% of FP17s for the same patient ID Re-attending between 3 & 9 months - Adults	966	1,757	55.0%	50.0%	51.6%	50.5%
% of FP17s for Band 1 Urgent Courses	270	4,212	6.4%	9.7%	8.0%	9.1%
% of FP17s Relating to Free Repair or Replacements	1	4,212	0.0%	0.9%	0.8%	0.8%
% of FP17s Relating to Continuations	2	4,212	0.0%	1.3%	1.3%	1.3%
% of Patients satisfied with the dentistry they have received	8	8	N/A	91.2%	93.1%	93.2%
% of Patients satisfied with the time they had to wait for an appointment	7	8	N/A	85.6%	89.1%	89.0%

* This is based on patients treated on this contract for their most recent course of treatment. Figures in italics indicate the base number of FP17s or Patient Questionnaire responses are less than 100. N/A is shown where the base number of responses is less than 10 during the period. % is calculated as Quantity/Base number*100

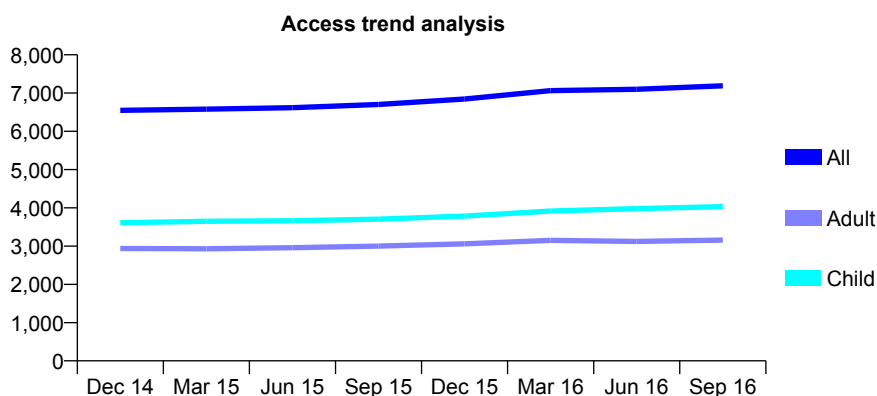
Q56 - Vital Signs At a Glance Contract Report for 175900/0003 - September 2016

Name or company name	Sprinz-Victorova
Contract type name	GDS Contract
Purpose of contract	General
Contract start date	01/04/2010
Contract end date	

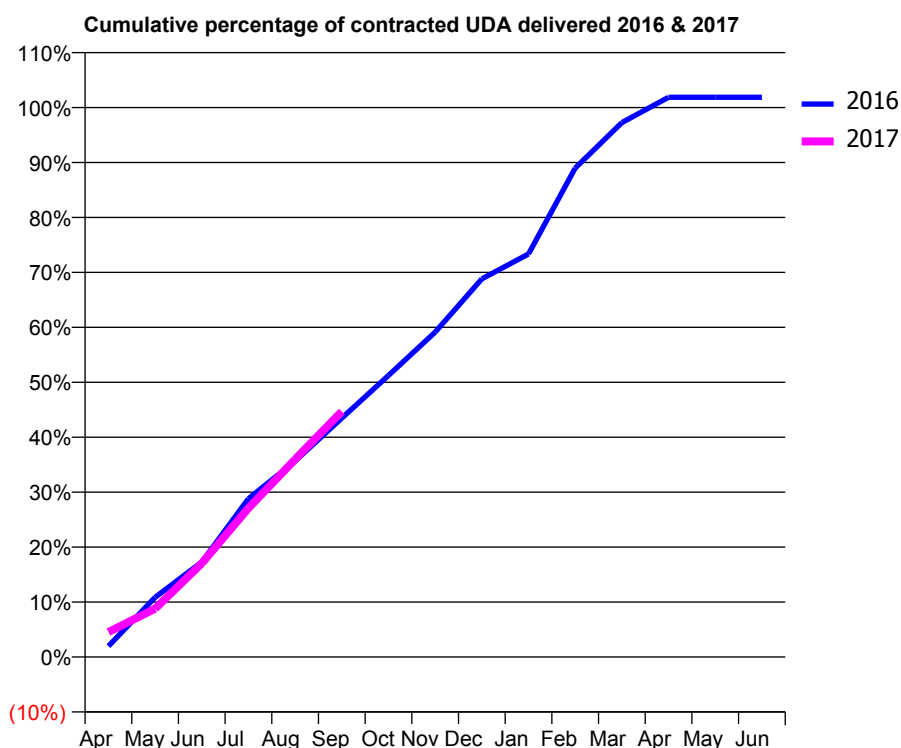
16/17 Contracted general activity (UDA)	20,573
Carry forward general activity (UDA)	-385
16/17 Contracted orthodontic activity (UOA)	0
Carry forward orthodontic activity (UOA)	0
Baseline contract value	£427,792.82

ACCESS*

Patients seen in 24 months	Total	Change since previous quarter
Quarter ending September 2015	6,701	
Quarter ending December 2015	6,843	↑
Quarter ending March 2016	7,064	↑
Quarter ending June 2016	7,099	→
Quarter ending September 2016	7,188	→
Variance since September 2015	7.3%	↑



ACTIVITY



Month	Adjusted Scheduled Activity (UDA)	
	2016	2017
April	407	937
May	2,234	1,808
June	3,559	3,509
July	5,929	5,575
August	7,336	7,400
September	8,943	9,195
October	10,543	
November	12,165	
December	14,158	
January	15,090	
February	18,304	
March	20,007	
April	20,954	
May	20,956	
June	20,958	

QUALITY

	Quantity	Base Number	Contract	AT	Region	England
% of FP17s for the same patient ID Re-attending within 3 months - Children	228	3,220	7.1%	11.3%	12.0%	12.4%
% of FP17s for the same patient ID Re-attending within 3 months - Adults	356	1,869	19.0%	15.2%	15.9%	16.7%
% of FP17s for the same patient ID Re-attending between 3 & 9 months - Children	2,023	3,220	62.8%	58.7%	58.6%	57.4%
% of FP17s for the same patient ID Re-attending between 3 & 9 months - Adults	998	1,869	53.4%	50.0%	51.6%	50.5%
% of FP17s for Band 1 Urgent Courses	376	4,615	8.1%	9.7%	8.0%	9.1%
% of FP17s Relating to Free Repair or Replacements	0	4,615	0.0%	0.9%	0.8%	0.8%
% of FP17s Relating to Continuations	0	4,615	0.0%	1.3%	1.3%	1.3%
% of Patients satisfied with the dentistry they have received	4	5	N/A	91.2%	93.1%	93.2%
% of Patients satisfied with the time they had to wait for an appointment	2	5	N/A	85.6%	89.1%	89.0%

* This is based on patients treated on this contract for their most recent course of treatment. Figures in italics indicate the base number of FP17s or Patient Questionnaire responses are less than 100. N/A is shown where the base number of responses is less than 10 during the period. % is calculated as Quantity/Base number*100

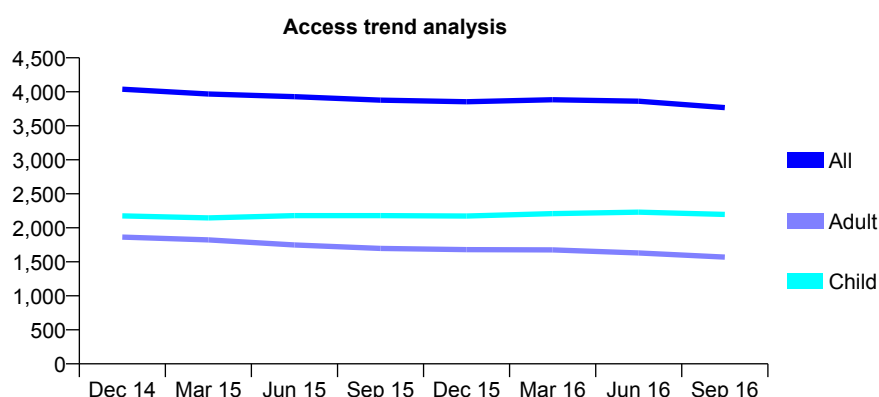
Q56 - Vital Signs At a Glance Contract Report for 175900/0004 - September 2016

Name or company name	Sprinz-Victorova
Contract type name	GDS Contract
Purpose of contract	General
Contract start date	01/04/2010
Contract end date	

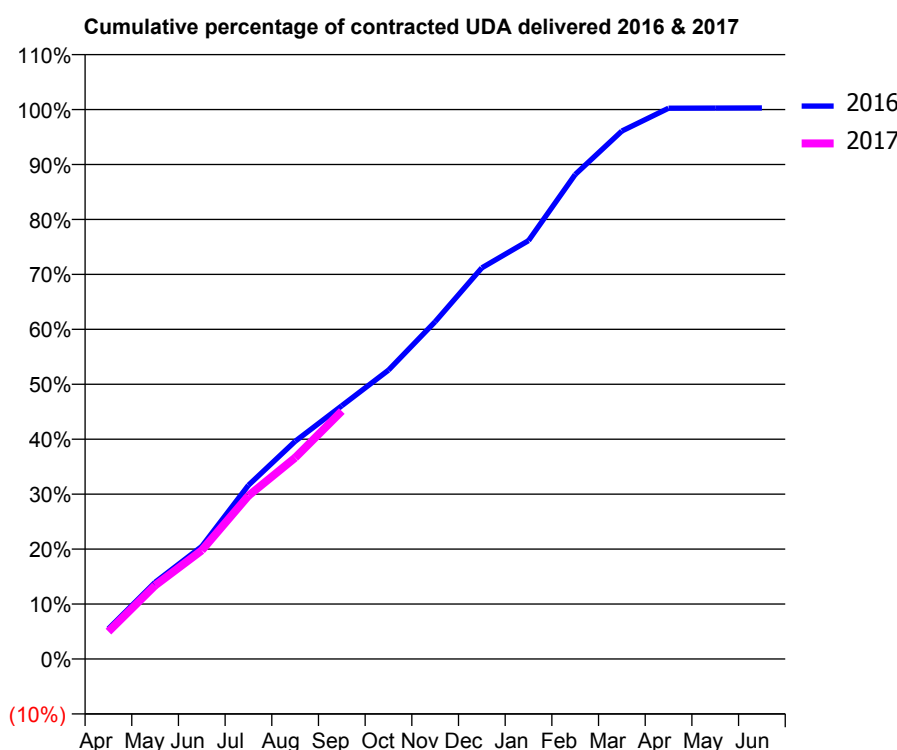
16/17 Contracted general activity (UDA)	10,449
Carry forward general activity (UDA)	-30
16/17 Contracted orthodontic activity (UOA)	0
Carry forward orthodontic activity (UOA)	0
Baseline contract value	£264,849.35

ACCESS*

Patients seen in 24 months	Total	Change since previous quarter
Quarter ending September 2015	3,877	
Quarter ending December 2015	3,853	→
Quarter ending March 2016	3,884	→
Quarter ending June 2016	3,861	→
Quarter ending September 2016	3,767	↓
Variance since September 2015	(2.8%)	↓



ACTIVITY



Adjusted Scheduled Activity (UDA)		
Month	2016	2017
April	573	521
May	1,460	1,399
June	2,141	2,066
July	3,304	3,105
August	4,138	3,828
September	4,817	4,714
October	5,492	
November	6,413	
December	7,439	
January	7,957	
February	9,212	
March	10,041	
April	10,473	
May	10,475	
June	10,479	

QUALITY

	Quantity	Base Number	Contract	AT	Region	England
% of FP17s for the same patient ID Re-attending within 3 months - Children	140	1,758	8.0%	11.3%	12.0%	12.4%
% of FP17s for the same patient ID Re-attending within 3 months - Adults	168	948	17.7%	15.2%	15.9%	16.7%
% of FP17s for the same patient ID Re-attending between 3 & 9 months - Children	1,076	1,758	61.2%	58.7%	58.6%	57.4%
% of FP17s for the same patient ID Re-attending between 3 & 9 months - Adults	515	948	54.3%	50.0%	51.6%	50.5%
% of FP17s for Band 1 Urgent Courses	217	2,485	8.7%	9.7%	8.0%	9.1%
% of FP17s Relating to Free Repair or Replacements	0	2,485	0.0%	0.9%	0.8%	0.8%
% of FP17s Relating to Continuations	0	2,485	0.0%	1.3%	1.3%	1.3%
% of Patients satisfied with the dentistry they have received	2	2	N/A	91.2%	93.1%	93.2%
% of Patients satisfied with the time they had to wait for an appointment	2	2	N/A	85.6%	89.1%	89.0%

* This is based on patients treated on this contract for their most recent course of treatment. Figures in italics indicate the base number of FP17s or Patient Questionnaire responses are less than 100. N/A is shown where the base number of responses is less than 10 during the period. % is calculated as Quantity/Base number*100

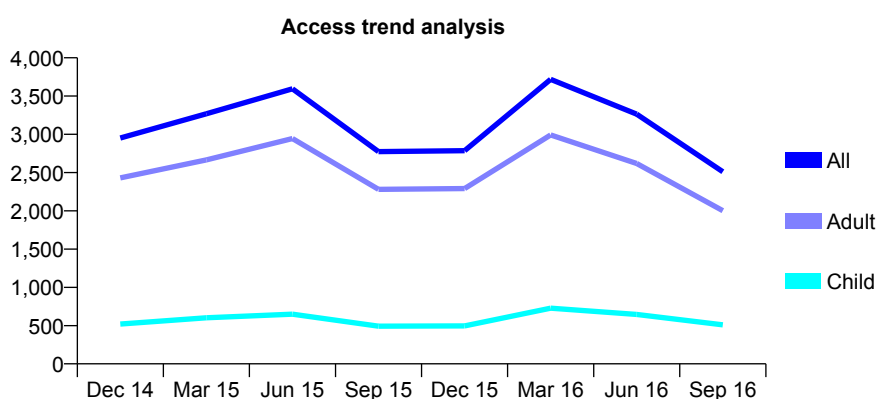
Q56 - Vital Signs At a Glance Contract Report for 176702/0001 - September 2016

Name or company name	Jeffrey Sherer and Larry Levin
Contract type name	GDS Contract
Purpose of contract	General and Orthodontic
Contract start date	01/04/2012
Contract end date	

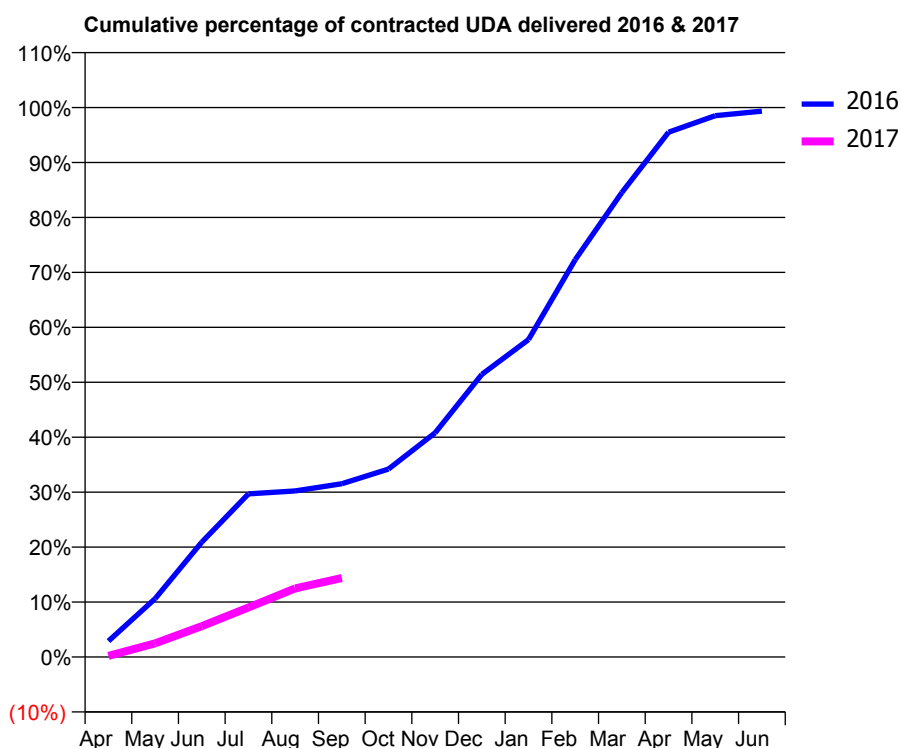
16/17 Contracted general activity (UDA)	12,500
Carry forward general activity (UDA)	84
16/17 Contracted orthodontic activity (UOA)	719
Carry forward orthodontic activity (UOA)	-14
Baseline contract value	£312,276.95

ACCESS*

Patients seen in 24 months	Total	Change since previous quarter
Quarter ending September 2015	2,773	
Quarter ending December 2015	2,786	→
Quarter ending March 2016	3,718	↑
Quarter ending June 2016	3,264	↓
Quarter ending September 2016	2,511	↓
Variance since September 2015	(9.4%)	↓



ACTIVITY



Adjusted Scheduled Activity (UDA)		
Month	2016	2017
April	364	26
May	1,327	312
June	2,613	701
July	3,711	1,128
August	3,778	1,559
September	3,943	1,797
October	4,276	
November	5,102	
December	6,430	
January	7,221	
February	9,039	
March	10,567	
April	11,937	
May	12,313	
June	12,416	

QUALITY

	Quantity	Base Number	Contract	AT	Region	England
% of FP17s for the same patient ID Re-attending within 3 months - Children	22	412	5.3%	11.3%	12.0%	12.4%
% of FP17s for the same patient ID Re-attending within 3 months - Adults	144	1,329	10.8%	15.2%	15.9%	16.7%
% of FP17s for the same patient ID Re-attending between 3 & 9 months - Children	49	412	11.9%	58.7%	58.6%	57.4%
% of FP17s for the same patient ID Re-attending between 3 & 9 months - Adults	171	1,329	12.9%	50.0%	51.6%	50.5%
% of FP17s for Band 1 Urgent Courses	213	910	23.4%	9.7%	8.0%	9.1%
% of FP17s Relating to Free Repair or Replacements	2	910	0.2%	0.9%	0.8%	0.8%
% of FP17s Relating to Continuations	11	910	1.2%	1.3%	1.3%	1.3%
% of Patients satisfied with the dentistry they have received	5	5	N/A	91.2%	93.1%	93.2%
% of Patients satisfied with the time they had to wait for an appointment	5	5	N/A	85.6%	89.1%	89.0%

* This is based on patients treated on this contract for their most recent course of treatment. Figures in italics indicate the base number of FP17s or Patient Questionnaire responses are less than 100. N/A is shown where the base number of responses is less than 10 during the period. % is calculated as Quantity/Base number*100

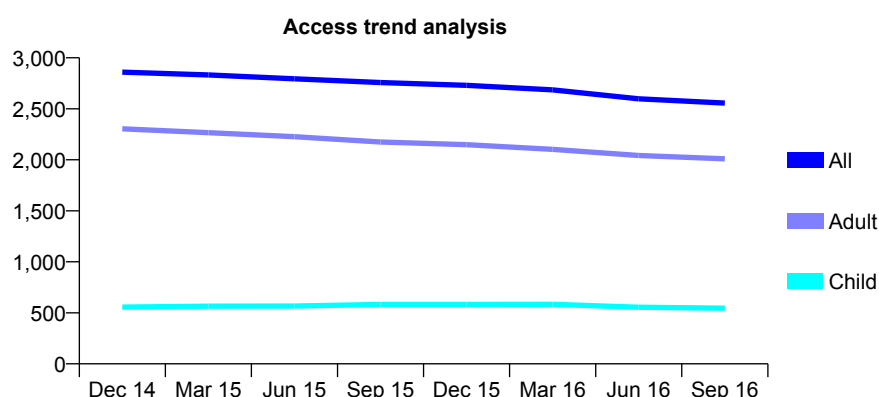
Q56 - Vital Signs At a Glance Contract Report for 176796/0001 - September 2016

Name or company name	Treetops Dental Practice Limited
Contract type name	GDS Contract
Purpose of contract	General
Contract start date	01/08/2011
Contract end date	

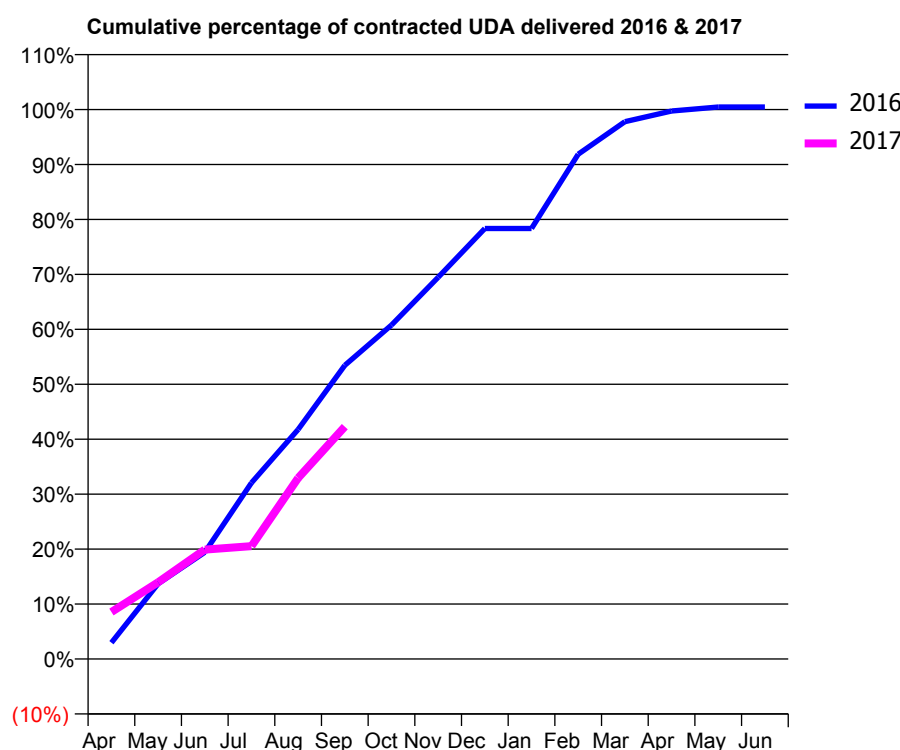
16/17 Contracted general activity (UDA)	6,642
Carry forward general activity (UDA)	-29
16/17 Contracted orthodontic activity (UOA)	0
Carry forward orthodontic activity (UOA)	0
Baseline contract value	£243,140.94

ACCESS*

Patients seen in 24 months	Total	Change since previous quarter
Quarter ending September 2015	2,757	
Quarter ending December 2015	2,730	→
Quarter ending March 2016	2,686	↓
Quarter ending June 2016	2,598	↓
Quarter ending September 2016	2,556	↓
Variance since September 2015	(7.3%)	↓



ACTIVITY



Adjusted Scheduled Activity (UDA)		
Month	2016	2017
April	198	568
May	910	927
June	1,291	1,323
July	2,130	1,365
August	2,774	2,188
September	3,550	2,809
October	4,037	
November	4,614	
December	5,204	
January	5,204	
February	6,101	
March	6,495	
April	6,623	
May	6,671	
June	6,671	

QUALITY

	Quantity	Base Number	Contract	AT	Region	England
% of FP17s for the same patient ID Re-attending within 3 months - Children	9	302	3.0%	11.3%	12.0%	12.4%
% of FP17s for the same patient ID Re-attending within 3 months - Adults	95	957	9.9%	15.2%	15.9%	16.7%
% of FP17s for the same patient ID Re-attending between 3 & 9 months - Children	68	302	22.5%	58.7%	58.6%	57.4%
% of FP17s for the same patient ID Re-attending between 3 & 9 months - Adults	347	957	36.3%	50.0%	51.6%	50.5%
% of FP17s for Band 1 Urgent Courses	138	1,214	11.4%	9.7%	8.0%	9.1%
% of FP17s Relating to Free Repair or Replacements	2	1,214	0.2%	0.9%	0.8%	0.8%
% of FP17s Relating to Continuations	8	1,214	0.7%	1.3%	1.3%	1.3%
% of Patients satisfied with the dentistry they have received	1	1	N/A	91.2%	93.1%	93.2%
% of Patients satisfied with the time they had to wait for an appointment	1	1	N/A	85.6%	89.1%	89.0%

* This is based on patients treated on this contract for their most recent course of treatment. Figures in italics indicate the base number of FP17s or Patient Questionnaire responses are less than 100. N/A is shown where the base number of responses is less than 10 during the period. % is calculated as Quantity/Base number*100

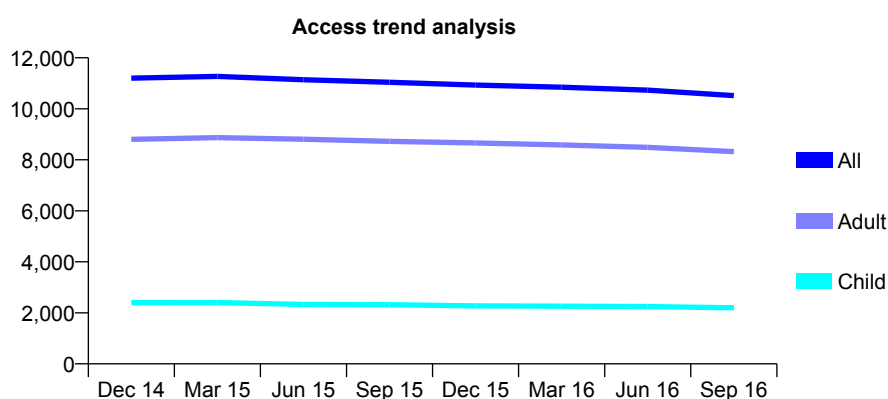
Q56 - Vital Signs At a Glance Contract Report for 176850/0001 - September 2016

Name or company name	The Wratting Road Partnership
Contract type name	GDS Contract
Purpose of contract	General
Contract start date	01/08/2006
Contract end date	

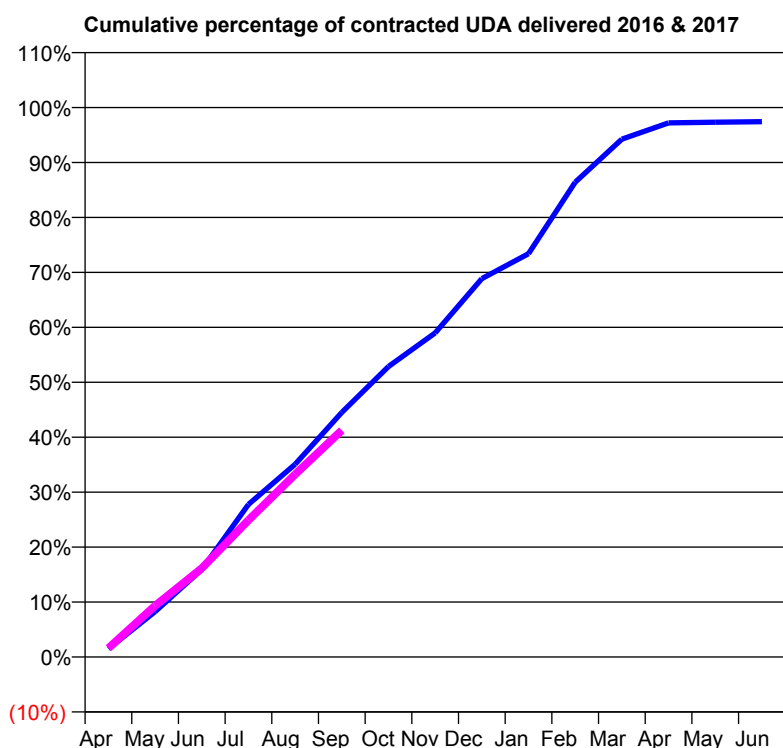
16/17 Contracted general activity (UDA)	29,000
Carry forward general activity (UDA)	747
16/17 Contracted orthodontic activity (UOA)	0
Carry forward orthodontic activity (UOA)	0
Baseline contract value	£674,289.72

ACCESS*

Patients seen in 24 months	Total	Change since previous quarter
Quarter ending September 2015	11,042	
Quarter ending December 2015	10,930	↓
Quarter ending March 2016	10,847	→
Quarter ending June 2016	10,733	↓
Quarter ending September 2016	10,516	↓
Variance since September 2015	(4.8%)	↓



ACTIVITY



Adjusted Scheduled Activity (UDA)		
Month	2016	2017
April	434	470
May	2,393	2,708
June	4,619	4,680
July	8,054	7,223
August	10,172	9,635
September	12,909	11,964
October	15,332	
November	17,101	
December	19,970	
January	21,286	
February	25,059	
March	27,332	
April	28,186	
May	28,224	
June	28,253	

QUALITY

	Quantity	Base Number	Contract	AT	Region	England
% of FP17s for the same patient ID Re-attending within 3 months - Children	132	1,816	7.3%	11.3%	12.0%	12.4%
% of FP17s for the same patient ID Re-attending within 3 months - Adults	906	6,282	14.4%	15.2%	15.9%	16.7%
% of FP17s for the same patient ID Re-attending between 3 & 9 months - Children	1,166	1,816	64.2%	58.7%	58.6%	57.4%
% of FP17s for the same patient ID Re-attending between 3 & 9 months - Adults	4,062	6,282	64.7%	50.0%	51.6%	50.5%
% of FP17s for Band 1 Urgent Courses	571	7,573	7.5%	9.7%	8.0%	9.1%
% of FP17s Relating to Free Repair or Replacements	84	7,573	1.1%	0.9%	0.8%	0.8%
% of FP17s Relating to Continuations	61	7,573	0.8%	1.3%	1.3%	1.3%
% of Patients satisfied with the dentistry they have received	9	9	N/A	91.2%	93.1%	93.2%
% of Patients satisfied with the time they had to wait for an appointment	8	9	N/A	85.6%	89.1%	89.0%

* This is based on patients treated on this contract for their most recent course of treatment. Figures in italics indicate the base number of FP17s or Patient Questionnaire responses are less than 100. N/A is shown where the base number of responses is less than 10 during the period. % is calculated as Quantity/Base number*100

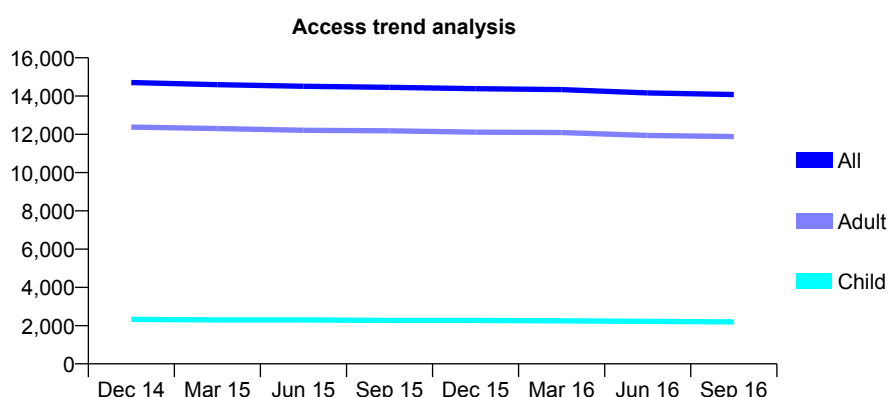
Q56 - Vital Signs At a Glance Contract Report for 177296/0001 - September 2016

Name or company name	Peacock & Shrestha
Contract type name	GDS Contract
Purpose of contract	General
Contract start date	01/04/2010
Contract end date	

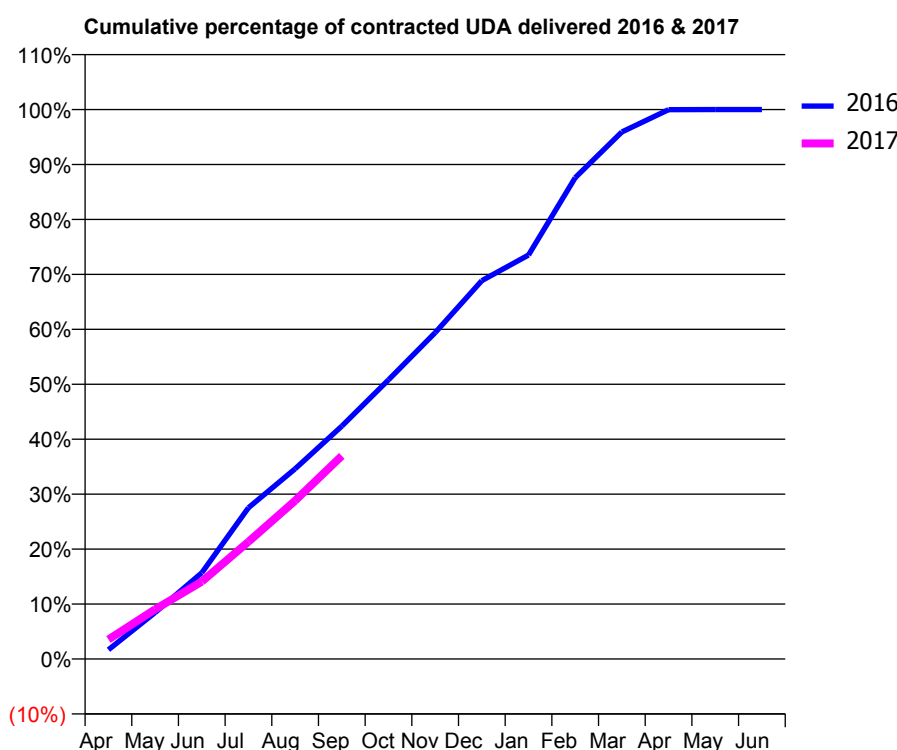
16/17 Contracted general activity (UDA)	40,700
Carry forward general activity (UDA)	3
16/17 Contracted orthodontic activity (UOA)	0
Carry forward orthodontic activity (UOA)	0
Baseline contract value	£877,372.16

ACCESS*

Patients seen in 24 months	Total	Change since previous quarter
Quarter ending September 2015	14,456	
Quarter ending December 2015	14,383	→
Quarter ending March 2016	14,338	→
Quarter ending June 2016	14,161	↓
Quarter ending September 2016	14,076	→
Variance since September 2015	(2.6%)	↓



ACTIVITY



Adjusted Scheduled Activity (UDA)		
Month	2016	2017
April	621	1,442
May	3,112	3,677
June	5,776	5,732
July	10,129	8,684
August	12,738	11,731
September	15,601	15,046
October	18,700	
November	21,854	
December	25,338	
January	27,058	
February	32,237	
March	35,299	
April	36,790	
May	36,797	
June	36,797	

QUALITY

	Quantity	Base Number	Contract	AT	Region	England
% of FP17s for the same patient ID Re-attending within 3 months - Children	82	1,904	4.3%	11.3%	12.0%	12.4%
% of FP17s for the same patient ID Re-attending within 3 months - Adults	956	8,598	11.1%	15.2%	15.9%	16.7%
% of FP17s for the same patient ID Re-attending between 3 & 9 months - Children	1,444	1,904	75.8%	58.7%	58.6%	57.4%
% of FP17s for the same patient ID Re-attending between 3 & 9 months - Adults	5,722	8,598	66.6%	50.0%	51.6%	50.5%
% of FP17s for Band 1 Urgent Courses	799	9,682	8.3%	9.7%	8.0%	9.1%
% of FP17s Relating to Free Repair or Replacements	38	9,682	0.4%	0.9%	0.8%	0.8%
% of FP17s Relating to Continuations	57	9,682	0.6%	1.3%	1.3%	1.3%
% of Patients satisfied with the dentistry they have received	10	11	90.9%	91.2%	93.1%	93.2%
% of Patients satisfied with the time they had to wait for an appointment	11	11	100.0%	85.6%	89.1%	89.0%

* This is based on patients treated on this contract for their most recent course of treatment. Figures in italics indicate the base number of FP17s or Patient Questionnaire responses are less than 100. N/A is shown where the base number of responses is less than 10 during the period. % is calculated as Quantity/Base number*100

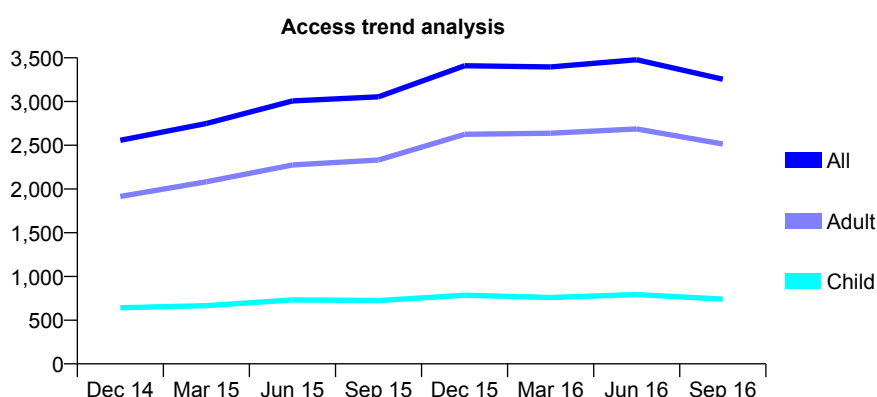
Q56 - Vital Signs At a Glance Contract Report for 178683/0003 - September 2016

Name or company name	Dr A rai & Dr F Tahir
Contract type name	GDS Contract
Purpose of contract	General
Contract start date	01/07/2013
Contract end date	

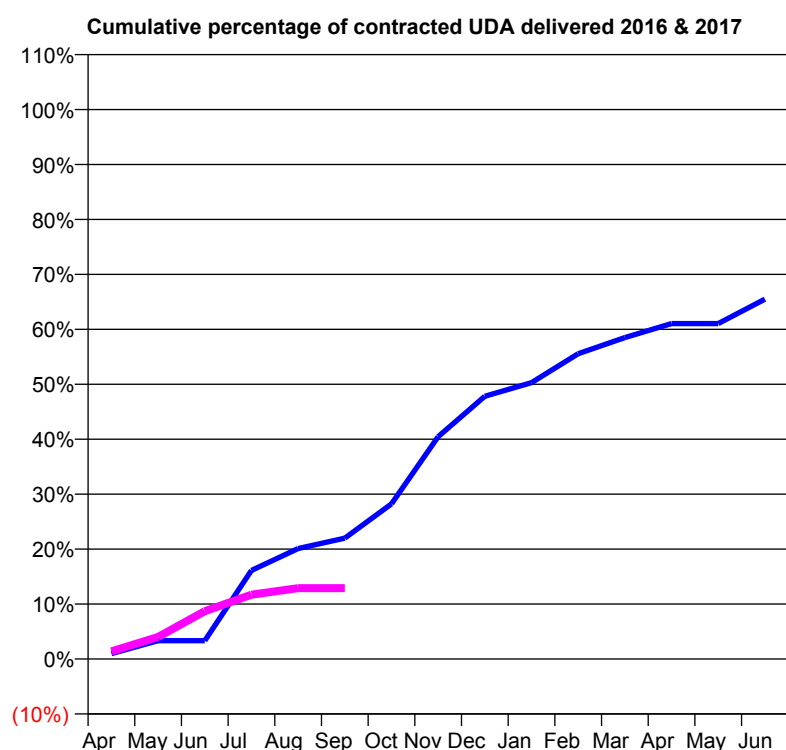
16/17 Contracted general activity (UDA)	13,500
Carry forward general activity (UDA)	0
16/17 Contracted orthodontic activity (UOA)	0
Carry forward orthodontic activity (UOA)	0
Baseline contract value	£326,762.13

ACCESS*

Patients seen in 24 months	Total	Change since previous quarter
Quarter ending September 2015	3,054	
Quarter ending December 2015	3,410	↑
Quarter ending March 2016	3,396	→
Quarter ending June 2016	3,478	↑
Quarter ending September 2016	3,255	↓
Variance since September 2015	6.6%	↑



ACTIVITY



Adjusted Scheduled Activity (UDA)		
Month	2016	2017
April	133	189
May	449	543
June	449	1,176
July	2,178	1,580
August	2,713	1,741
September	2,971	1,741
October	3,811	
November	5,464	
December	6,456	
January	6,789	
February	7,500	
March	7,896	
April	8,241	
May	8,241	
June	8,842	

QUALITY

	Quantity	Base Number	Contract	AT	Region	England
% of FP17s for the same patient ID Re-attending within 3 months - Children	14	294	4.8%	11.3%	12.0%	12.4%
% of FP17s for the same patient ID Re-attending within 3 months - Adults	104	943	11.0%	15.2%	15.9%	16.7%
% of FP17s for the same patient ID Re-attending between 3 & 9 months - Children	133	294	45.2%	58.7%	58.6%	57.4%
% of FP17s for the same patient ID Re-attending between 3 & 9 months - Adults	399	943	42.3%	50.0%	51.6%	50.5%
% of FP17s for Band 1 Urgent Courses	53	684	7.7%	9.7%	8.0%	9.1%
% of FP17s Relating to Free Repair or Replacements	8	684	1.2%	0.9%	0.8%	0.8%
% of FP17s Relating to Continuations	8	684	1.2%	1.3%	1.3%	1.3%
% of Patients satisfied with the dentistry they have received	0	0	N/A	91.2%	93.1%	93.2%
% of Patients satisfied with the time they had to wait for an appointment	0	0	N/A	85.6%	89.1%	89.0%

* This is based on patients treated on this contract for their most recent course of treatment. Figures in italics indicate the base number of FP17s or Patient Questionnaire responses are less than 100. N/A is shown where the base number of responses is less than 10 during the period. % is calculated as Quantity/Base number*100

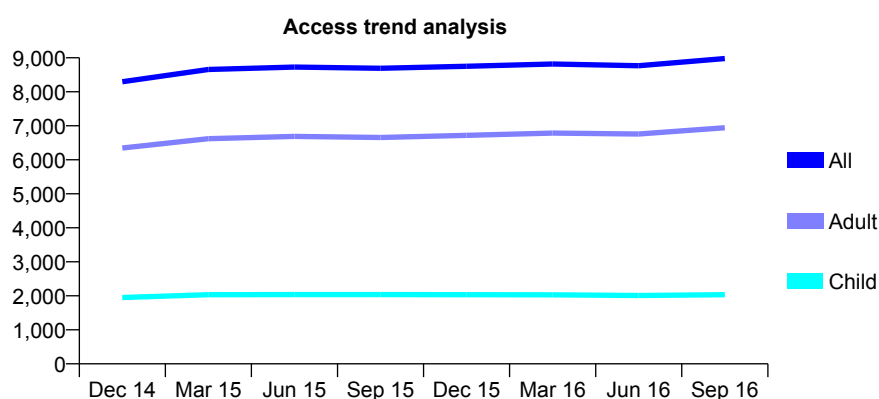
Q56 - Vital Signs At a Glance Contract Report for 179922/0001 - September 2016

Name or company name	Simply Smile Manor House
Contract type name	GDS Contract
Purpose of contract	General
Contract start date	01/04/2013
Contract end date	

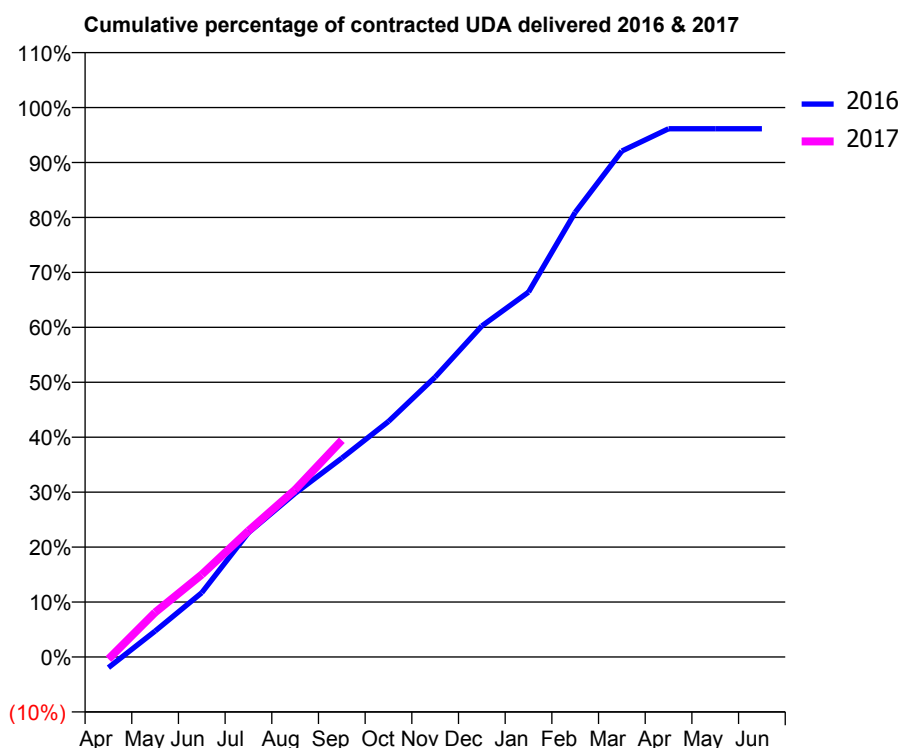
16/17 Contracted general activity (UDA)	24,054
Carry forward general activity (UDA)	887
16/17 Contracted orthodontic activity (UOA)	0
Carry forward orthodontic activity (UOA)	0
Baseline contract value	£538,848.99

ACCESS*

Patients seen in 24 months	Total	Change since previous quarter
Quarter ending September 2015	8,691	
Quarter ending December 2015	8,752	→
Quarter ending March 2016	8,818	→
Quarter ending June 2016	8,768	→
Quarter ending September 2016	8,978	↑
Variance since September 2015	3.3%	↑



ACTIVITY



Adjusted Scheduled Activity (UDA)		
Month	2016	2017
April	-447	-96
May	1,081	1,953
June	2,681	3,610
July	5,187	5,523
August	6,825	7,322
September	8,294	9,487
October	9,821	
November	11,674	
December	13,805	
January	15,215	
February	18,542	
March	21,099	
April	22,028	
May	22,028	
June	22,028	

QUALITY

	Quantity	Base Number	Contract	AT	Region	England
% of FP17s for the same patient ID Re-attending within 3 months - Children	112	1,598	7.0%	11.3%	12.0%	12.4%
% of FP17s for the same patient ID Re-attending within 3 months - Adults	666	4,673	14.3%	15.2%	15.9%	16.7%
% of FP17s for the same patient ID Re-attending between 3 & 9 months - Children	1,068	1,598	66.8%	58.7%	58.6%	57.4%
% of FP17s for the same patient ID Re-attending between 3 & 9 months - Adults	2,285	4,673	48.9%	50.0%	51.6%	50.5%
% of FP17s for Band 1 Urgent Courses	478	5,817	8.2%	9.7%	8.0%	9.1%
% of FP17s Relating to Free Repair or Replacements	62	5,817	1.1%	0.9%	0.8%	0.8%
% of FP17s Relating to Continuations	119	5,817	2.0%	1.3%	1.3%	1.3%
% of Patients satisfied with the dentistry they have received	3	3	N/A	91.2%	93.1%	93.2%
% of Patients satisfied with the time they had to wait for an appointment	2	3	N/A	85.6%	89.1%	89.0%

* This is based on patients treated on this contract for their most recent course of treatment. Figures in italics indicate the base number of FP17s or Patient Questionnaire responses are less than 100. N/A is shown where the base number of responses is less than 10 during the period. % is calculated as Quantity/Base number*100

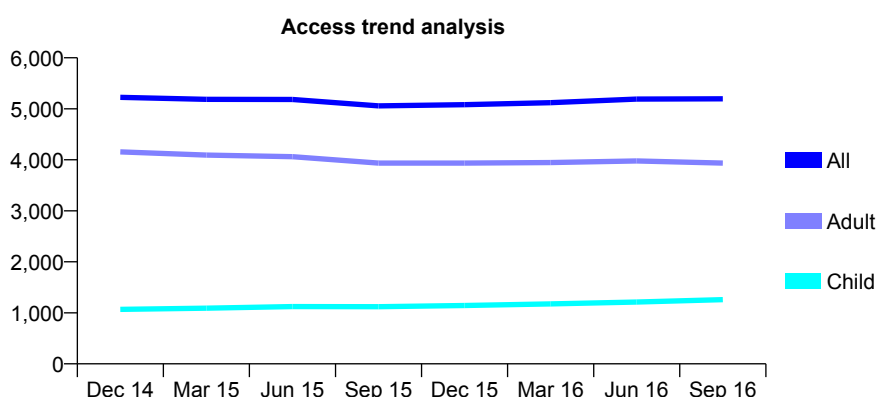
Q56 - Vital Signs At a Glance Contract Report for 181102/0001 - September 2016

Name or company name	Cambridge Street Dental Practice
Contract type name	GDS Contract
Purpose of contract	General
Contract start date	03/10/2011
Contract end date	

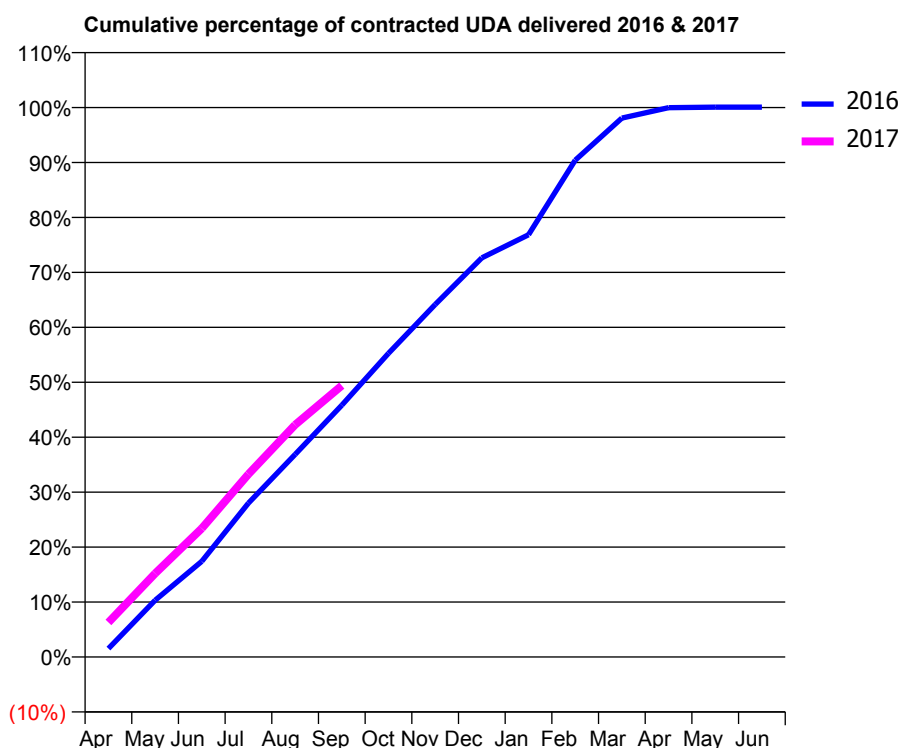
16/17 Contracted general activity (UDA)	16,000
Carry forward general activity (UDA)	-9
16/17 Contracted orthodontic activity (UOA)	0
Carry forward orthodontic activity (UOA)	0
Baseline contract value	£397,936.84

ACCESS*

Patients seen in 24 months	Total	Change since previous quarter
Quarter ending September 2015	5,057	
Quarter ending December 2015	5,080	→
Quarter ending March 2016	5,121	→
Quarter ending June 2016	5,190	→
Quarter ending September 2016	5,196	→
Variance since September 2015	2.7%	↑



ACTIVITY



Adjusted Scheduled Activity (UDA)		
Month	2016	2017
April	248	1,009
May	1,651	2,433
June	2,787	3,746
July	4,484	5,326
August	5,898	6,763
September	7,333	7,903
October	8,845	
November	10,264	
December	11,622	
January	12,295	
February	14,463	
March	15,693	
April	15,996	
May	16,009	
June	16,009	

QUALITY

	Quantity	Base Number	Contract	AT	Region	England
% of FP17s for the same patient ID Re-attending within 3 months - Children	52	970	5.4%	11.3%	12.0%	12.4%
% of FP17s for the same patient ID Re-attending within 3 months - Adults	267	2,827	9.4%	15.2%	15.9%	16.7%
% of FP17s for the same patient ID Re-attending between 3 & 9 months - Children	598	970	61.6%	58.7%	58.6%	57.4%
% of FP17s for the same patient ID Re-attending between 3 & 9 months - Adults	1,693	2,827	59.9%	50.0%	51.6%	50.5%
% of FP17s for Band 1 Urgent Courses	235	3,640	6.5%	9.7%	8.0%	9.1%
% of FP17s Relating to Free Repair or Replacements	7	3,640	0.2%	0.9%	0.8%	0.8%
% of FP17s Relating to Continuations	20	3,640	0.5%	1.3%	1.3%	1.3%
% of Patients satisfied with the dentistry they have received	1	1	N/A	91.2%	93.1%	93.2%
% of Patients satisfied with the time they had to wait for an appointment	0	1	N/A	85.6%	89.1%	89.0%

* This is based on patients treated on this contract for their most recent course of treatment. Figures in italics indicate the base number of FP17s or Patient Questionnaire responses are less than 100. N/A is shown where the base number of responses is less than 10 during the period. % is calculated as Quantity/Base number*100

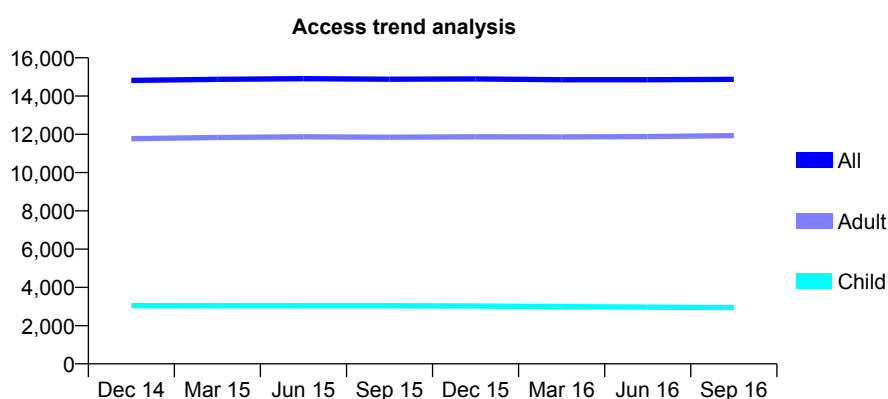
Q56 - Vital Signs At a Glance Contract Report for 182397/0001 - September 2016

Name or company name	Bank Buildings Dental Practice
Contract type name	GDS Contract
Purpose of contract	General and Orthodontic
Contract start date	01/04/2011
Contract end date	

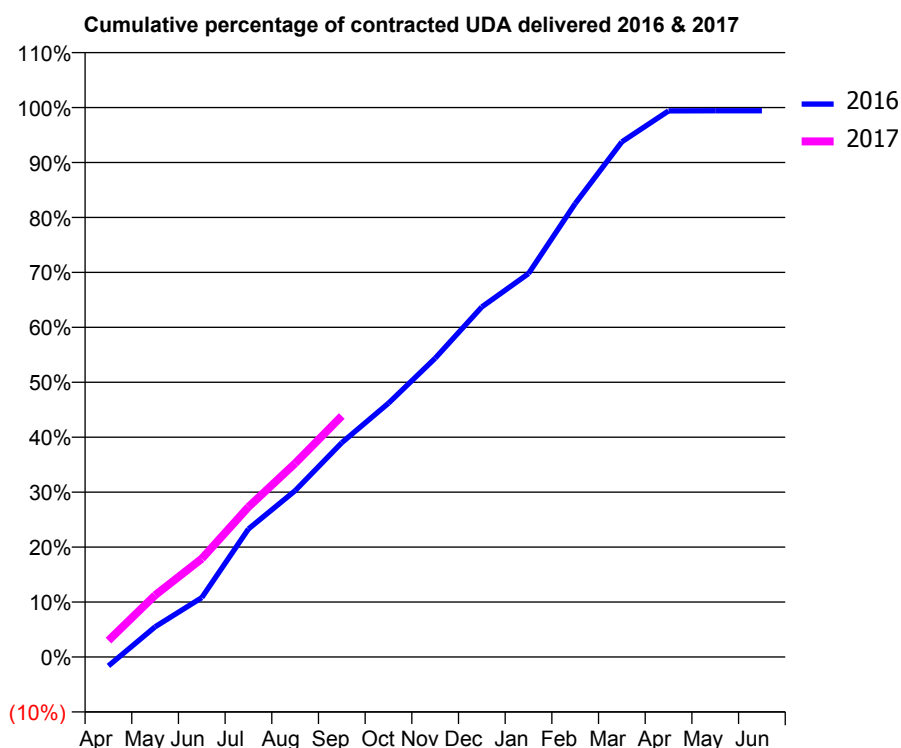
16/17 Contracted general activity (UDA)	40,973
Carry forward general activity (UDA)	242
16/17 Contracted orthodontic activity (UOA)	3,067
Carry forward orthodontic activity (UOA)	2
Baseline contract value	£1,126,685.64

ACCESS*

Patients seen in 24 months	Total	Change since previous quarter
Quarter ending September 2015	14,879	
Quarter ending December 2015	14,892	→
Quarter ending March 2016	14,855	→
Quarter ending June 2016	14,850	→
Quarter ending September 2016	14,876	→
Variance since September 2015	(0.0%)	→



ACTIVITY



Adjusted Scheduled Activity (UDA)		
Month	2016	2017
April	-667	1,228
May	2,251	4,607
June	4,431	7,330
July	9,549	11,195
August	12,408	14,439
September	15,986	17,969
October	18,929	
November	22,275	
December	26,106	
January	28,591	
February	33,807	
March	38,412	
April	40,724	
May	40,734	
June	40,731	

QUALITY

	Quantity	Base Number	Contract	AT	Region	England
% of FP17s for the same patient ID Re-attending within 3 months - Children	289	2,340	12.4%	11.3%	12.0%	12.4%
% of FP17s for the same patient ID Re-attending within 3 months - Adults	1,243	7,476	16.6%	15.2%	15.9%	16.7%
% of FP17s for the same patient ID Re-attending between 3 & 9 months - Children	1,178	2,340	50.3%	58.7%	58.6%	57.4%
% of FP17s for the same patient ID Re-attending between 3 & 9 months - Adults	2,941	7,476	39.3%	50.0%	51.6%	50.5%
% of FP17s for Band 1 Urgent Courses	740	8,481	8.7%	9.7%	8.0%	9.1%
% of FP17s Relating to Free Repair or Replacements	47	8,481	0.6%	0.9%	0.8%	0.8%
% of FP17s Relating to Continuations	125	8,481	1.5%	1.3%	1.3%	1.3%
% of Patients satisfied with the dentistry they have received	6	8	N/A	91.2%	93.1%	93.2%
% of Patients satisfied with the time they had to wait for an appointment	8	8	N/A	85.6%	89.1%	89.0%

* This is based on patients treated on this contract for their most recent course of treatment. Figures in italics indicate the base number of FP17s or Patient Questionnaire responses are less than 100. N/A is shown where the base number of responses is less than 10 during the period. % is calculated as Quantity/Base number*100

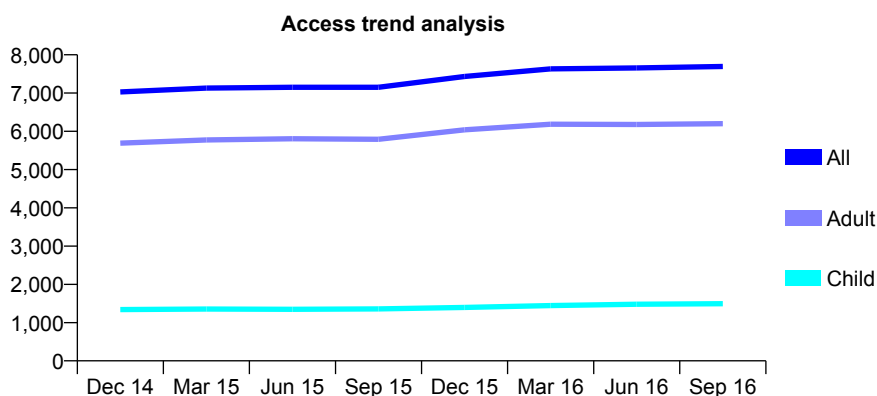
Q56 - Vital Signs At a Glance Contract Report for 183113/0001 - September 2016

Name or company name	Chokshi Ltd
Contract type name	GDS Contract
Purpose of contract	General
Contract start date	18/06/2012
Contract end date	

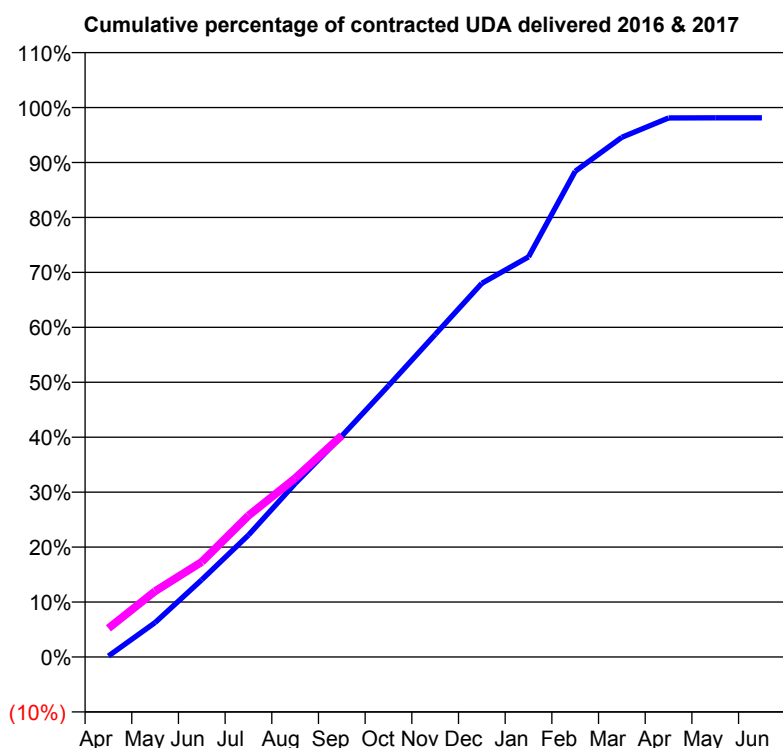
16/17 Contracted general activity (UDA)	21,607
Carry forward general activity (UDA)	0
16/17 Contracted orthodontic activity (UOA)	0
Carry forward orthodontic activity (UOA)	0
Baseline contract value	£574,176.85

ACCESS*

Patients seen in 24 months	Total	Change since previous quarter
Quarter ending September 2015	7,150	
Quarter ending December 2015	7,435	↑
Quarter ending March 2016	7,631	↑
Quarter ending June 2016	7,657	→
Quarter ending September 2016	7,694	→
Variance since September 2015	7.6%	↑



ACTIVITY



Adjusted Scheduled Activity (UDA)		
Month	2016	2017
April	40	1,131
May	1,356	2,585
June	3,039	3,741
July	4,795	5,560
August	6,821	7,029
September	8,692	8,710
October	10,670	
November	12,679	
December	14,693	
January	15,735	
February	19,098	
March	20,435	
April	21,199	
May	21,203	
June	21,203	

QUALITY

	Quantity	Base Number	Contract	AT	Region	England
% of FP17s for the same patient ID Re-attending within 3 months - Children	94	1,306	7.2%	11.3%	12.0%	12.4%
% of FP17s for the same patient ID Re-attending within 3 months - Adults	678	4,264	15.9%	15.2%	15.9%	16.7%
% of FP17s for the same patient ID Re-attending between 3 & 9 months - Children	872	1,306	66.8%	58.7%	58.6%	57.4%
% of FP17s for the same patient ID Re-attending between 3 & 9 months - Adults	2,450	4,264	57.5%	50.0%	51.6%	50.5%
% of FP17s for Band 1 Urgent Courses	369	4,590	8.0%	9.7%	8.0%	9.1%
% of FP17s Relating to Free Repair or Replacements	35	4,590	0.8%	0.9%	0.8%	0.8%
% of FP17s Relating to Continuations	38	4,590	0.8%	1.3%	1.3%	1.3%
% of Patients satisfied with the dentistry they have received	5	5	N/A	91.2%	93.1%	93.2%
% of Patients satisfied with the time they had to wait for an appointment	5	5	N/A	85.6%	89.1%	89.0%

* This is based on patients treated on this contract for their most recent course of treatment. Figures in italics indicate the base number of FP17s or Patient Questionnaire responses are less than 100. N/A is shown where the base number of responses is less than 10 during the period. % is calculated as Quantity/Base number*100

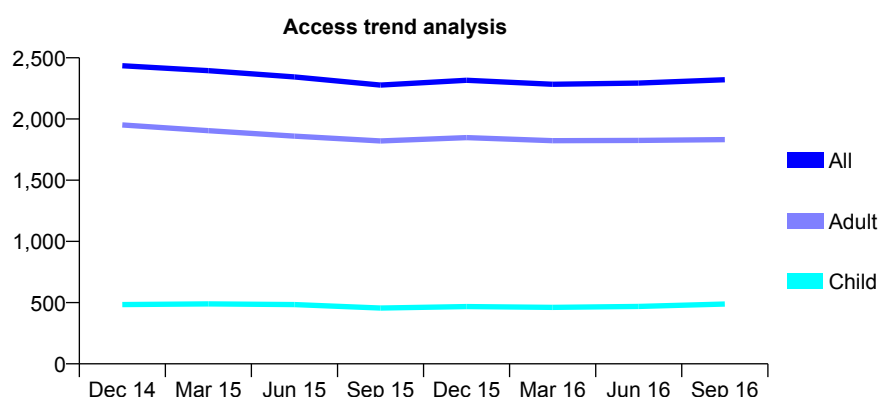
Q56 - Vital Signs At a Glance Contract Report for 183946/0001 - September 2016

Name or company name	Woodbridge Dental Surgery Limited
Contract type name	GDS Contract
Purpose of contract	General
Contract start date	01/04/2010
Contract end date	

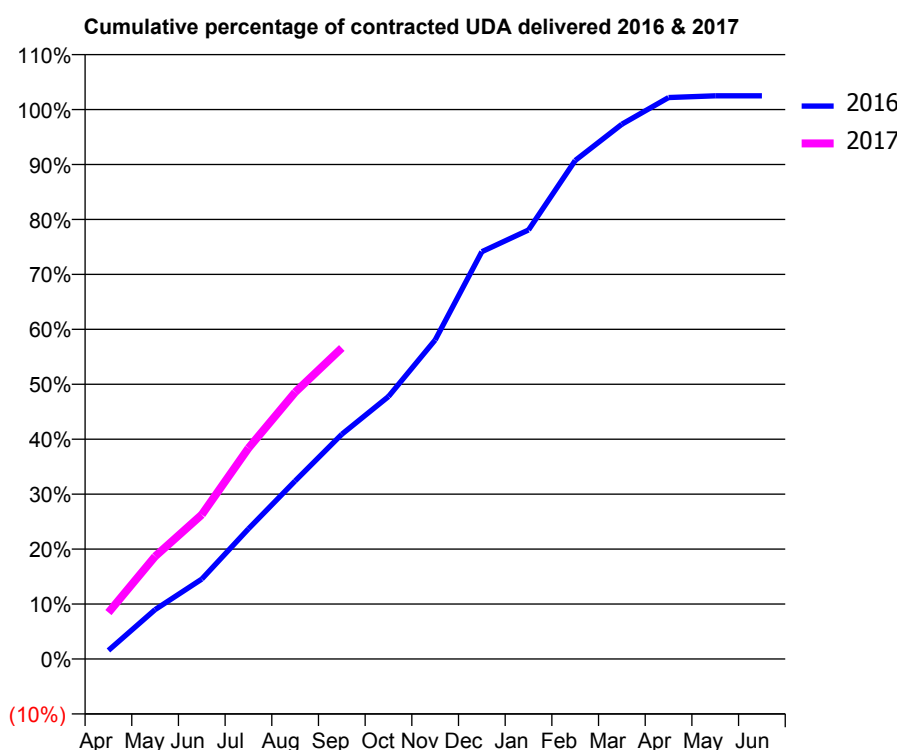
16/17 Contracted general activity (UDA)	6,571
Carry forward general activity (UDA)	-131
16/17 Contracted orthodontic activity (UOA)	0
Carry forward orthodontic activity (UOA)	0
Baseline contract value	£151,517.70

ACCESS*

Patients seen in 24 months	Total	Change since previous quarter
Quarter ending September 2015	2,277	
Quarter ending December 2015	2,316	→
Quarter ending March 2016	2,284	↓
Quarter ending June 2016	2,294	→
Quarter ending September 2016	2,321	→
Variance since September 2015	1.9%	→



ACTIVITY



Adjusted Scheduled Activity (UDA)		
Month	2016	2017
April	103	556
May	591	1,228
June	956	1,727
July	1,556	2,522
August	2,130	3,189
September	2,687	3,719
October	3,138	
November	3,815	
December	4,870	
January	5,131	
February	5,962	
March	6,395	
April	6,714	
May	6,734	
June	6,734	

QUALITY

	Quantity	Base Number	Contract	AT	Region	England
% of FP17s for the same patient ID Re-attending within 3 months - Children	18	377	4.8%	11.3%	12.0%	12.4%
% of FP17s for the same patient ID Re-attending within 3 months - Adults	253	1,493	16.9%	15.2%	15.9%	16.7%
% of FP17s for the same patient ID Re-attending between 3 & 9 months - Children	223	377	59.2%	58.7%	58.6%	57.4%
% of FP17s for the same patient ID Re-attending between 3 & 9 months - Adults	859	1,493	57.5%	50.0%	51.6%	50.5%
% of FP17s for Band 1 Urgent Courses	240	1,714	14.0%	9.7%	8.0%	9.1%
% of FP17s Relating to Free Repair or Replacements	16	1,714	0.9%	0.9%	0.8%	0.8%
% of FP17s Relating to Continuations	10	1,714	0.6%	1.3%	1.3%	1.3%
% of Patients satisfied with the dentistry they have received	3	3	N/A	91.2%	93.1%	93.2%
% of Patients satisfied with the time they had to wait for an appointment	3	3	N/A	85.6%	89.1%	89.0%

* This is based on patients treated on this contract for their most recent course of treatment. Figures in italics indicate the base number of FP17s or Patient Questionnaire responses are less than 100. N/A is shown where the base number of responses is less than 10 during the period. % is calculated as Quantity/Base number*100

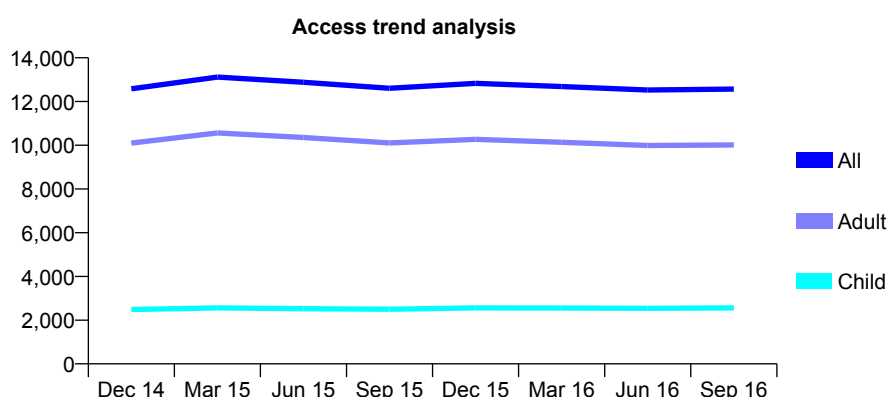
Q56 - Vital Signs At a Glance Contract Report for 184624/0001 - September 2016

Name or company name	DMJ Norwich Limited
Contract type name	GDS Contract
Purpose of contract	General
Contract start date	01/04/2013
Contract end date	

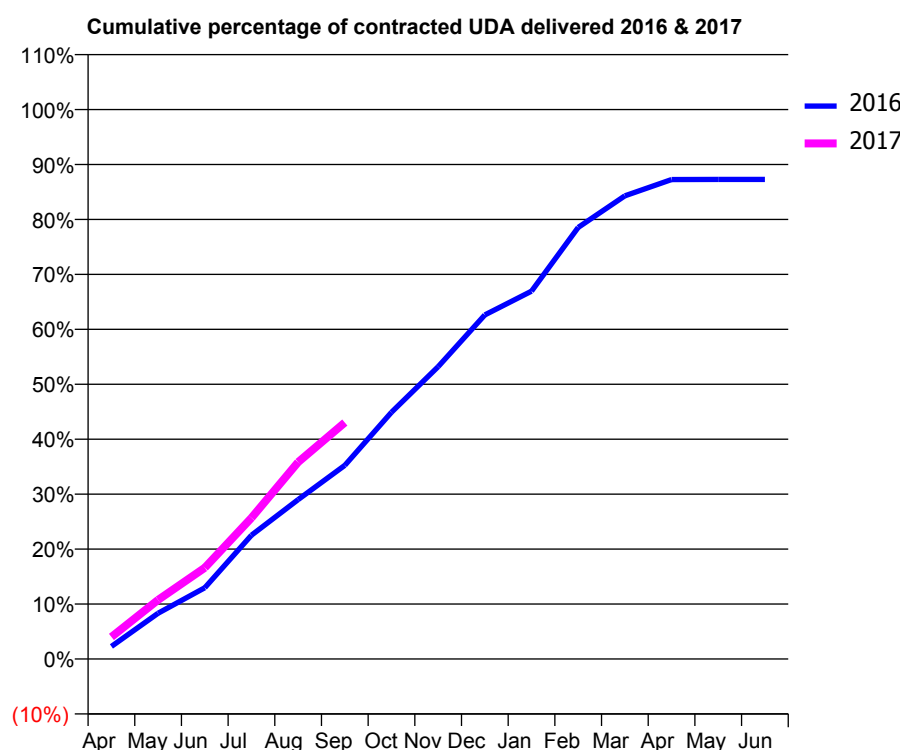
16/17 Contracted general activity (UDA)	37,546
Carry forward general activity (UDA)	0
16/17 Contracted orthodontic activity (UOA)	0
Carry forward orthodontic activity (UOA)	0
Baseline contract value	£1,048,216.42

ACCESS*

Patients seen in 24 months	Total	Change since previous quarter
Quarter ending September 2015	12,606	
Quarter ending December 2015	12,831	→
Quarter ending March 2016	12,688	↓
Quarter ending June 2016	12,528	↓
Quarter ending September 2016	12,572	→
Variance since September 2015	(0.3%)	→



ACTIVITY



Adjusted Scheduled Activity (UDA)		
Month	2016	2017
April	860	1,507
May	3,133	4,036
June	4,871	6,238
July	8,460	9,649
August	10,894	13,456
September	13,232	16,162
October	16,860	
November	19,978	
December	23,513	
January	25,132	
February	29,490	
March	31,650	
April	32,762	
May	32,770	
June	32,767	

QUALITY

	Quantity	Base Number	Contract	AT	Region	England
% of FP17s for the same patient ID Re-attending within 3 months - Children	71	1,664	4.3%	11.3%	12.0%	12.4%
% of FP17s for the same patient ID Re-attending within 3 months - Adults	695	6,399	10.9%	15.2%	15.9%	16.7%
% of FP17s for the same patient ID Re-attending between 3 & 9 months - Children	827	1,664	49.7%	58.7%	58.6%	57.4%
% of FP17s for the same patient ID Re-attending between 3 & 9 months - Adults	3,284	6,399	51.3%	50.0%	51.6%	50.5%
% of FP17s for Band 1 Urgent Courses	397	7,470	5.3%	9.7%	8.0%	9.1%
% of FP17s Relating to Free Repair or Replacements	24	7,470	0.3%	0.9%	0.8%	0.8%
% of FP17s Relating to Continuations	129	7,470	1.7%	1.3%	1.3%	1.3%
% of Patients satisfied with the dentistry they have received	15	15	100.0%	91.2%	93.1%	93.2%
% of Patients satisfied with the time they had to wait for an appointment	9	15	60.0%	85.6%	89.1%	89.0%

* This is based on patients treated on this contract for their most recent course of treatment. Figures in italics indicate the base number of FP17s or Patient Questionnaire responses are less than 100. N/A is shown where the base number of responses is less than 10 during the period. % is calculated as Quantity/Base number*100

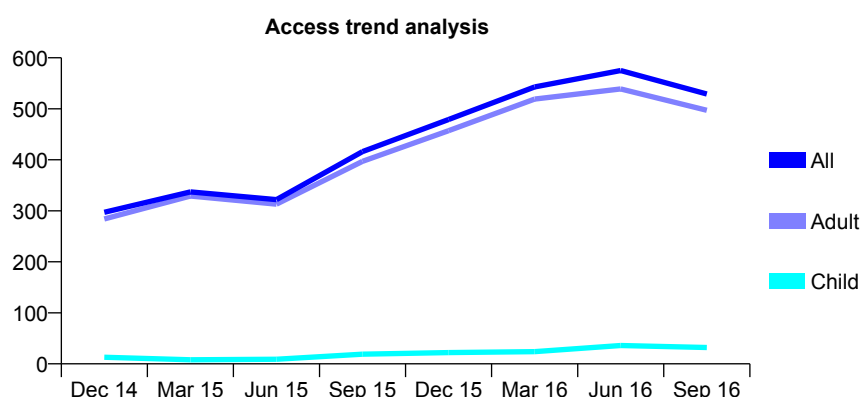
Q56 - Vital Signs At a Glance Contract Report for 184624/0002 - September 2016

Name or company name	DMJ Norwich Limited
Contract type name	PDS Contract
Purpose of contract	General
Contract start date	01/04/2013
Contract end date	31/03/2018

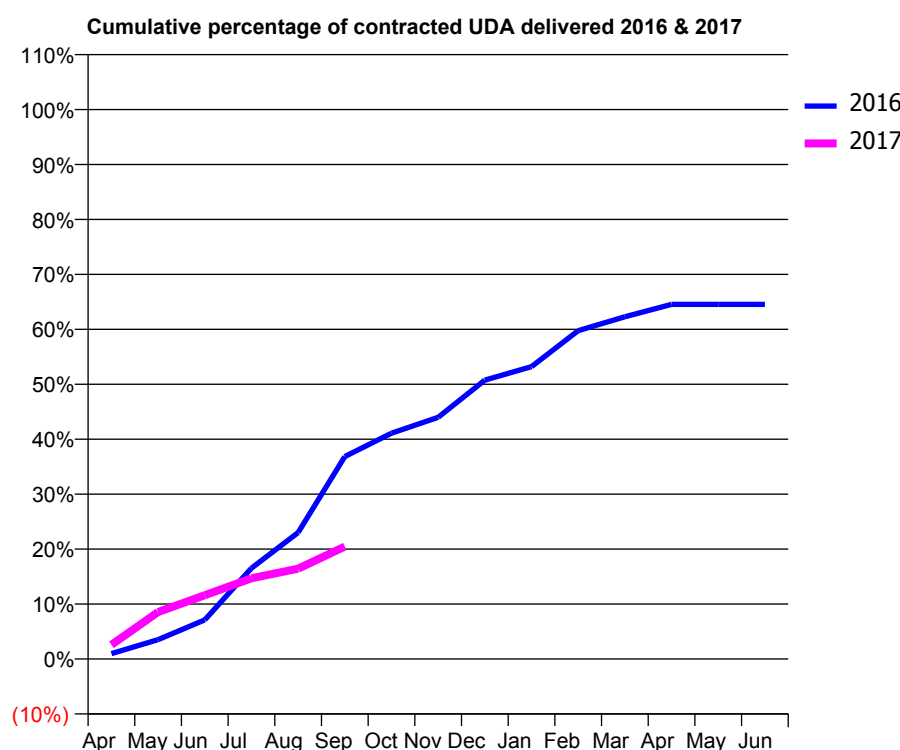
16/17 Contracted general activity (UDA)	4,527
Carry forward general activity (UDA)	0
16/17 Contracted orthodontic activity (UOA)	0
Carry forward orthodontic activity (UOA)	0
Baseline contract value	£567,038.70

ACCESS*

Patients seen in 24 months	Total	Change since previous quarter
Quarter ending September 2015	416	
Quarter ending December 2015	479	↑
Quarter ending March 2016	543	↑
Quarter ending June 2016	575	↑
Quarter ending September 2016	529	↓
Variance since September 2015	27.2%	↑



ACTIVITY



Adjusted Scheduled Activity (UDA)		
Month	2016	2017
April	45	117
May	160	387
June	322	526
July	748	665
August	1,042	744
September	1,668	927
October	1,860	
November	1,991	
December	2,297	
January	2,408	
February	2,705	
March	2,819	
April	2,921	
May	2,921	
June	2,921	

QUALITY

	Quantity	Base Number	Contract	AT	Region	England
% of FP17s for the same patient ID Re-attending within 3 months - Children	0	34	0.0%	11.3%	12.0%	12.4%
% of FP17s for the same patient ID Re-attending within 3 months - Adults	2	313	0.6%	15.2%	15.9%	16.7%
% of FP17s for the same patient ID Re-attending between 3 & 9 months - Children	0	34	0.0%	58.7%	58.6%	57.4%
% of FP17s for the same patient ID Re-attending between 3 & 9 months - Adults	2	313	0.6%	50.0%	51.6%	50.5%
% of FP17s for Band 1 Urgent Courses	0	313	0.0%	9.7%	8.0%	9.1%
% of FP17s Relating to Free Repair or Replacements	0	313	0.0%	0.9%	0.8%	0.8%
% of FP17s Relating to Continuations	0	313	0.0%	1.3%	1.3%	1.3%
% of Patients satisfied with the dentistry they have received	0	0	N/A	91.2%	93.1%	93.2%
% of Patients satisfied with the time they had to wait for an appointment	0	0	N/A	85.6%	89.1%	89.0%

* This is based on patients treated on this contract for their most recent course of treatment. Figures in italics indicate the base number of FP17s or Patient Questionnaire responses are less than 100. N/A is shown where the base number of responses is less than 10 during the period. % is calculated as Quantity/Base number*100

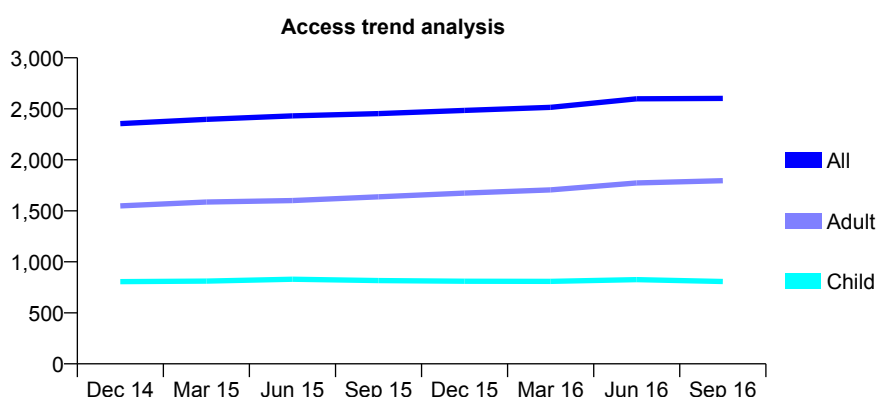
Q56 - Vital Signs At a Glance Contract Report for 185272/0001 - September 2016

Name or company name	Bridge House Dental Practice
Contract type name	GDS Contract
Purpose of contract	General
Contract start date	01/11/2012
Contract end date	

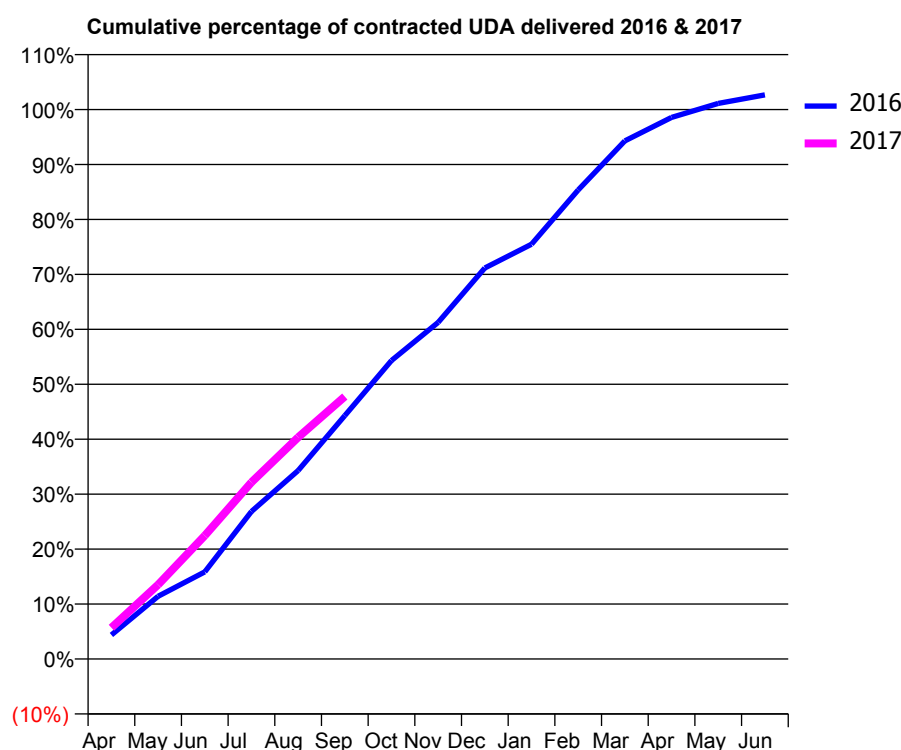
16/17 Contracted general activity (UDA)	5,905
Carry forward general activity (UDA)	-118
16/17 Contracted orthodontic activity (UOA)	0
Carry forward orthodontic activity (UOA)	0
Baseline contract value	£126,658.49

ACCESS*

Patients seen in 24 months	Total	Change since previous quarter
Quarter ending September 2015	2,453	
Quarter ending December 2015	2,484	→
Quarter ending March 2016	2,514	→
Quarter ending June 2016	2,598	↑
Quarter ending September 2016	2,602	→
Variance since September 2015	6.1%	↑



ACTIVITY



Adjusted Scheduled Activity (UDA)		
Month	2016	2017
April	259	336
May	674	798
June	936	1,326
July	1,585	1,900
August	2,026	2,382
September	2,616	2,821
October	3,208	
November	3,617	
December	4,203	
January	4,457	
February	5,041	
March	5,567	
April	5,821	
May	5,970	
June	6,063	

QUALITY

	Quantity	Base Number	Contract	AT	Region	England
% of FP17s for the same patient ID Re-attending within 3 months - Children	38	680	5.6%	11.3%	12.0%	12.4%
% of FP17s for the same patient ID Re-attending within 3 months - Adults	120	1,214	9.9%	15.2%	15.9%	16.7%
% of FP17s for the same patient ID Re-attending between 3 & 9 months - Children	456	680	67.1%	58.7%	58.6%	57.4%
% of FP17s for the same patient ID Re-attending between 3 & 9 months - Adults	539	1,214	44.4%	50.0%	51.6%	50.5%
% of FP17s for Band 1 Urgent Courses	129	1,625	7.9%	9.7%	8.0%	9.1%
% of FP17s Relating to Free Repair or Replacements	10	1,625	0.6%	0.9%	0.8%	0.8%
% of FP17s Relating to Continuations	6	1,625	0.4%	1.3%	1.3%	1.3%
% of Patients satisfied with the dentistry they have received	2	3	N/A	91.2%	93.1%	93.2%
% of Patients satisfied with the time they had to wait for an appointment	2	3	N/A	85.6%	89.1%	89.0%

* This is based on patients treated on this contract for their most recent course of treatment. Figures in italics indicate the base number of FP17s or Patient Questionnaire responses are less than 100. N/A is shown where the base number of responses is less than 10 during the period. % is calculated as Quantity/Base number*100

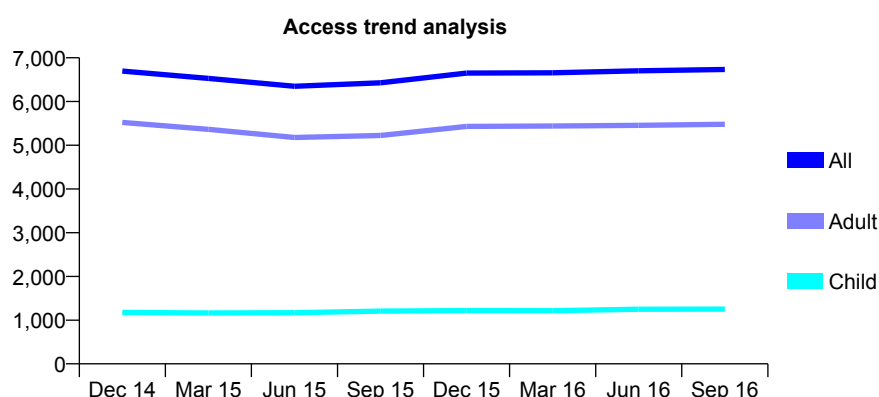
Q56 - Vital Signs At a Glance Contract Report for 185361/0001 - September 2016

Name or company name	Diss Dental Health Centre Limited
Contract type name	GDS Contract
Purpose of contract	General
Contract start date	01/04/2010
Contract end date	

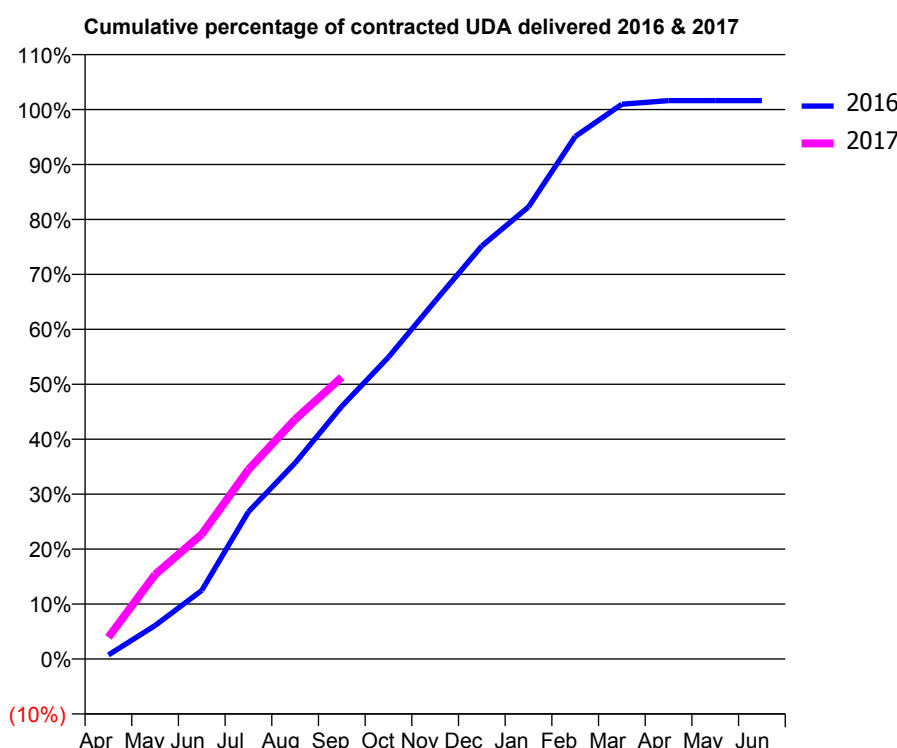
16/17 Contracted general activity (UDA)	17,060
Carry forward general activity (UDA)	-278
16/17 Contracted orthodontic activity (UOA)	0
Carry forward orthodontic activity (UOA)	0
Baseline contract value	£440,653.29

ACCESS*

Patients seen in 24 months	Total	Change since previous quarter
Quarter ending September 2015	6,429	
Quarter ending December 2015	6,651	↑
Quarter ending March 2016	6,656	→
Quarter ending June 2016	6,704	→
Quarter ending September 2016	6,733	→
Variance since September 2015	4.7%	↑



ACTIVITY



Adjusted Scheduled Activity (UDA)		
Month	2016	2017
April	125	673
May	1,039	2,622
June	2,129	3,873
July	4,571	5,882
August	6,089	7,442
September	7,849	8,751
October	9,372	
November	11,112	
December	12,822	
January	14,034	
February	16,222	
March	17,226	
April	17,338	
May	17,338	
June	17,338	

QUALITY

	Quantity	Base Number	Contract	AT	Region	England
% of FP17s for the same patient ID Re-attending within 3 months - Children	38	866	4.4%	11.3%	12.0%	12.4%
% of FP17s for the same patient ID Re-attending within 3 months - Adults	267	3,036	8.8%	15.2%	15.9%	16.7%
% of FP17s for the same patient ID Re-attending between 3 & 9 months - Children	304	866	35.1%	58.7%	58.6%	57.4%
% of FP17s for the same patient ID Re-attending between 3 & 9 months - Adults	1,195	3,036	39.4%	50.0%	51.6%	50.5%
% of FP17s for Band 1 Urgent Courses	260	3,873	6.7%	9.7%	8.0%	9.1%
% of FP17s Relating to Free Repair or Replacements	19	3,873	0.5%	0.9%	0.8%	0.8%
% of FP17s Relating to Continuations	17	3,873	0.4%	1.3%	1.3%	1.3%
% of Patients satisfied with the dentistry they have received	5	5	N/A	91.2%	93.1%	93.2%
% of Patients satisfied with the time they had to wait for an appointment	5	5	N/A	85.6%	89.1%	89.0%

* This is based on patients treated on this contract for their most recent course of treatment. Figures in italics indicate the base number of FP17s or Patient Questionnaire responses are less than 100. N/A is shown where the base number of responses is less than 10 during the period. % is calculated as Quantity/Base number*100

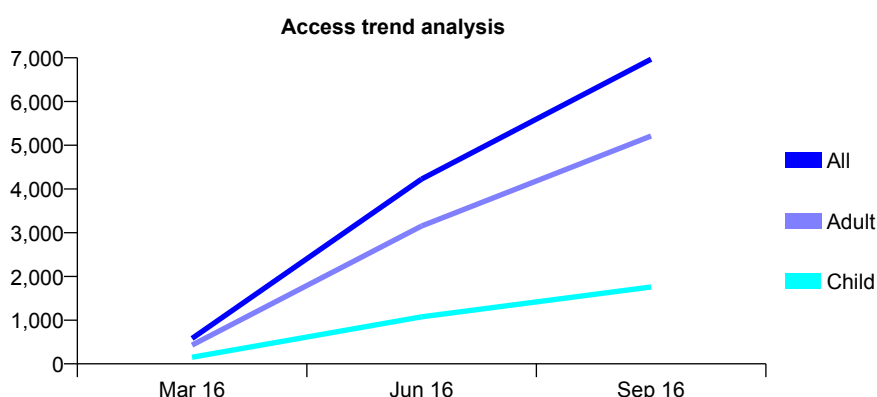
Q56 - Vital Signs At a Glance Contract Report for 185434/0001 - September 2016

Name or company name	Priory Park Dental Practice
Contract type name	GDS Contract
Purpose of contract	General
Contract start date	01/03/2016
Contract end date	

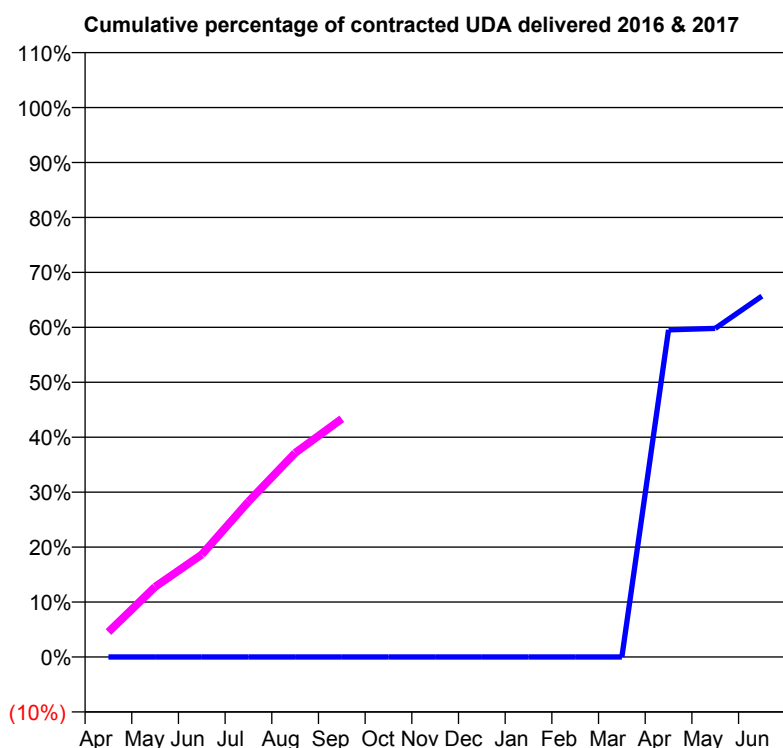
16/17 Contracted general activity (UDA)	28,201
Carry forward general activity (UDA)	-562
16/17 Contracted orthodontic activity (UOA)	0
Carry forward orthodontic activity (UOA)	0
Baseline contract value	£954,083.04

ACCESS*

Patients seen in 24 months	Total	Change since previous quarter
Quarter ending September 2015	0	
Quarter ending December 2015	0	
Quarter ending March 2016	580	
Quarter ending June 2016	4,225	↑
Quarter ending September 2016	6,968	↑
Variance since September 2015	N/A	



ACTIVITY



Adjusted Scheduled Activity (UDA)		
Month	2016	2017
April	0	1,282
May	0	3,601
June	0	5,258
July	0	7,975
August	0	10,474
September	0	12,223
October	0	
November	0	
December	0	
January	0	
February	0	
March	0	
April	1,399	
May	1,405	
June	1,543	

QUALITY

	Quantity	Base Number	Contract	AT	Region	England
% of FP17s for the same patient ID Re-attending within 3 months - Children	105	1,991	5.3%	11.3%	12.0%	12.4%
% of FP17s for the same patient ID Re-attending within 3 months - Adults	681	6,306	10.8%	15.2%	15.9%	16.7%
% of FP17s for the same patient ID Re-attending between 3 & 9 months - Children	73	1,991	3.7%	58.7%	58.6%	57.4%
% of FP17s for the same patient ID Re-attending between 3 & 9 months - Adults	308	6,306	4.9%	50.0%	51.6%	50.5%
% of FP17s for Band 1 Urgent Courses	676	7,275	9.3%	9.7%	8.0%	9.1%
% of FP17s Relating to Free Repair or Replacements	33	7,275	0.5%	0.9%	0.8%	0.8%
% of FP17s Relating to Continuations	119	7,275	1.6%	1.3%	1.3%	1.3%
% of Patients satisfied with the dentistry they have received	4	5	N/A	91.2%	93.1%	93.2%
% of Patients satisfied with the time they had to wait for an appointment	4	5	N/A	85.6%	89.1%	89.0%

* This is based on patients treated on this contract for their most recent course of treatment. Figures in italics indicate the base number of FP17s or Patient Questionnaire responses are less than 100. N/A is shown where the base number of responses is less than 10 during the period. % is calculated as Quantity/Base number*100

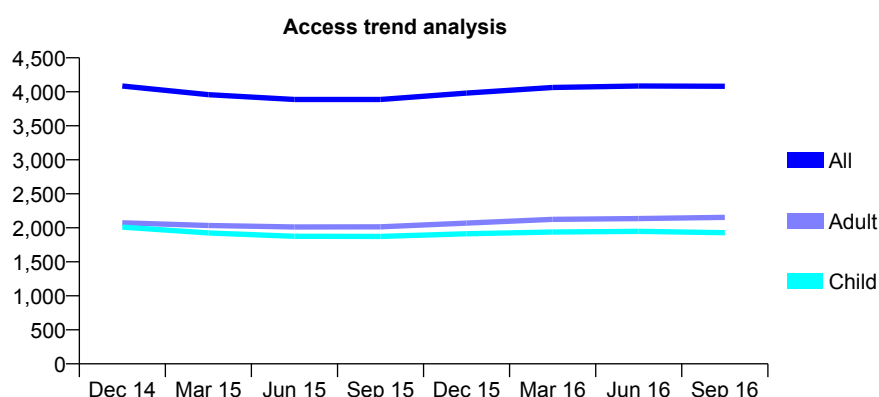
Q56 - Vital Signs At a Glance Contract Report for 185671/0001 - September 2016

Name or company name	Community Dental Services CIC
Contract type name	PDS Contract
Purpose of contract	General
Contract start date	01/10/2012
Contract end date	31/03/2018

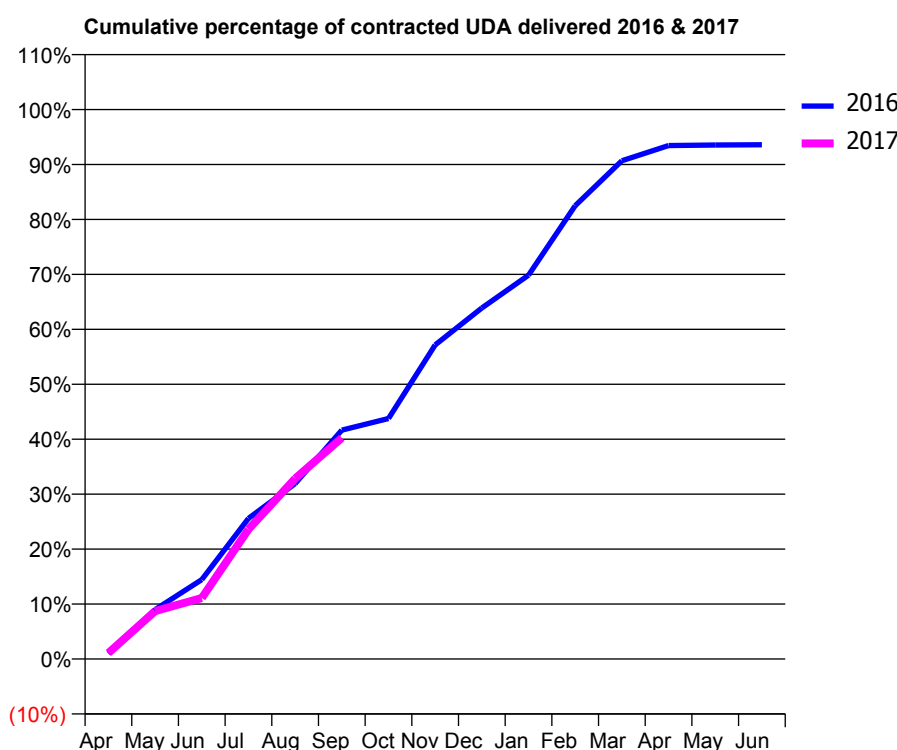
16/17 Contracted general activity (UDA)	9,183
Carry forward general activity (UDA)	0
16/17 Contracted orthodontic activity (UOA)	0
Carry forward orthodontic activity (UOA)	0
Baseline contract value	£1,412,285.94

ACCESS*

Patients seen in 24 months	Total	Change since previous quarter
Quarter ending September 2015	3,888	
Quarter ending December 2015	3,982	↑
Quarter ending March 2016	4,063	↑
Quarter ending June 2016	4,085	→
Quarter ending September 2016	4,082	→
Variance since September 2015	5.0%	↑



ACTIVITY



Adjusted Scheduled Activity (UDA)		
Month	2016	2017
April	90	102
May	826	801
June	1,328	1,021
July	2,350	2,167
August	2,931	3,017
September	3,825	3,695
October	4,019	
November	5,249	
December	5,867	
January	6,414	
February	7,576	
March	8,327	
April	8,581	
May	8,591	
June	8,595	

QUALITY

	Quantity	Base Number	Contract	AT	Region	England
% of FP17s for the same patient ID Re-attending within 3 months - Children	79	1,274	6.2%	11.3%	12.0%	12.4%
% of FP17s for the same patient ID Re-attending within 3 months - Adults	166	1,355	12.3%	15.2%	15.9%	16.7%
% of FP17s for the same patient ID Re-attending between 3 & 9 months - Children	629	1,274	49.4%	58.7%	58.6%	57.4%
% of FP17s for the same patient ID Re-attending between 3 & 9 months - Adults	722	1,355	53.3%	50.0%	51.6%	50.5%
% of FP17s for Band 1 Urgent Courses	159	2,366	6.7%	9.7%	8.0%	9.1%
% of FP17s Relating to Free Repair or Replacements	3	2,366	0.1%	0.9%	0.8%	0.8%
% of FP17s Relating to Continuations	27	2,366	1.1%	1.3%	1.3%	1.3%
% of Patients satisfied with the dentistry they have received	3	3	N/A	91.2%	93.1%	93.2%
% of Patients satisfied with the time they had to wait for an appointment	2	3	N/A	85.6%	89.1%	89.0%

* This is based on patients treated on this contract for their most recent course of treatment. Figures in italics indicate the base number of FP17s or Patient Questionnaire responses are less than 100. N/A is shown where the base number of responses is less than 10 during the period. % is calculated as Quantity/Base number*100

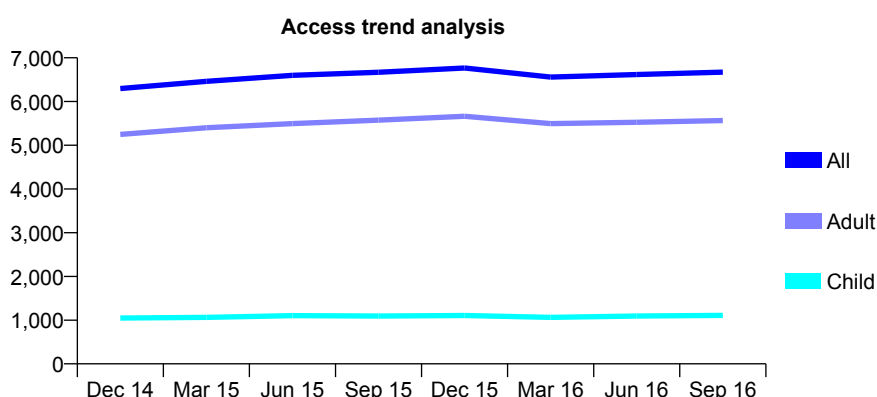
Q56 - Vital Signs At a Glance Contract Report for 185787/0001 - September 2016

Name or company name	Compass Clinic Limited
Contract type name	PDS Plus Contract
Purpose of contract	General
Contract start date	01/05/2010
Contract end date	30/04/2018

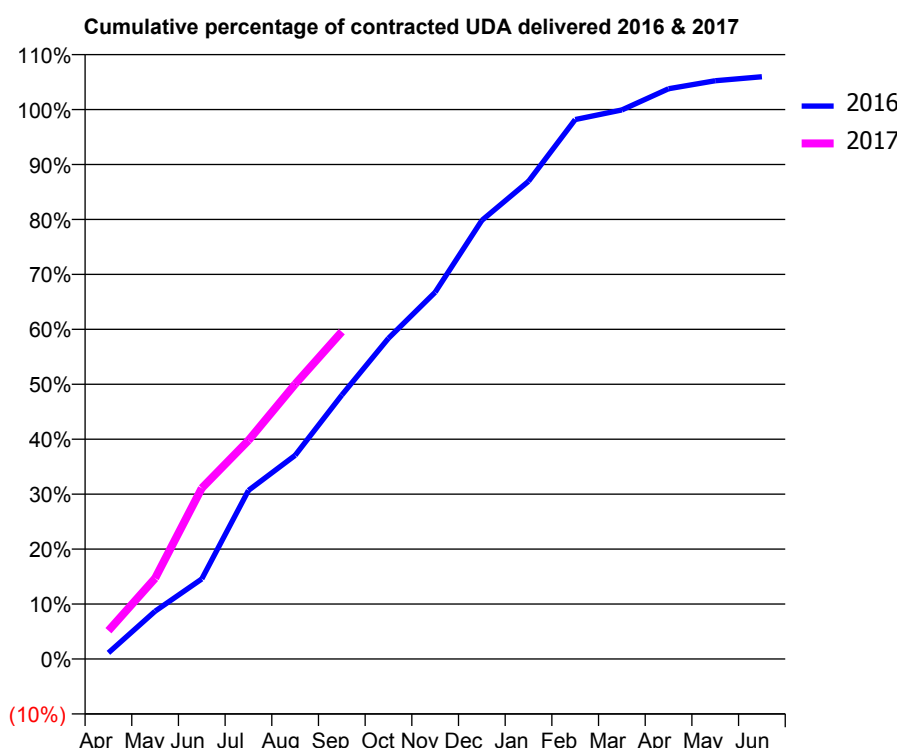
16/17 Contracted general activity (UDA)	21,000
Carry forward general activity (UDA)	-413
16/17 Contracted orthodontic activity (UOA)	0
Carry forward orthodontic activity (UOA)	0
Baseline contract value	£583,890.64

ACCESS*

Patients seen in 24 months	Total	Change since previous quarter
Quarter ending September 2015	6,668	
Quarter ending December 2015	6,768	→
Quarter ending March 2016	6,558	↓
Quarter ending June 2016	6,617	→
Quarter ending September 2016	6,673	→
Variance since September 2015	0.1%	→



ACTIVITY



Adjusted Scheduled Activity (UDA)		
Month	2016	2017
April	231	1,085
May	1,796	3,085
June	3,009	6,528
July	6,341	8,355
August	7,658	10,503
September	9,928	12,510
October	12,064	
November	13,792	
December	16,494	
January	17,964	
February	20,289	
March	20,649	
April	21,444	
May	21,746	
June	21,897	

QUALITY

	Quantity	Base Number	Contract	AT	Region	England
% of FP17s for the same patient ID Re-attending within 3 months - Children	74	829	8.9%	11.3%	12.0%	12.4%
% of FP17s for the same patient ID Re-attending within 3 months - Adults	903	4,574	19.7%	15.2%	15.9%	16.7%
% of FP17s for the same patient ID Re-attending between 3 & 9 months - Children	382	829	46.1%	58.7%	58.6%	57.4%
% of FP17s for the same patient ID Re-attending between 3 & 9 months - Adults	2,224	4,574	48.6%	50.0%	51.6%	50.5%
% of FP17s for Band 1 Urgent Courses	587	4,907	12.0%	9.7%	8.0%	9.1%
% of FP17s Relating to Free Repair or Replacements	186	4,907	3.8%	0.9%	0.8%	0.8%
% of FP17s Relating to Continuations	105	4,907	2.1%	1.3%	1.3%	1.3%
% of Patients satisfied with the dentistry they have received	5	6	N/A	91.2%	93.1%	93.2%
% of Patients satisfied with the time they had to wait for an appointment	4	6	N/A	85.6%	89.1%	89.0%

* This is based on patients treated on this contract for their most recent course of treatment. Figures in italics indicate the base number of FP17s or Patient Questionnaire responses are less than 100. N/A is shown where the base number of responses is less than 10 during the period. % is calculated as Quantity/Base number*100

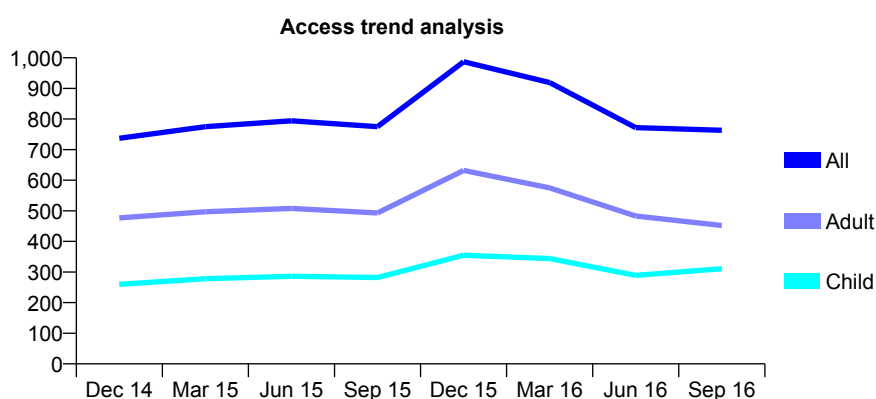
Q56 - Vital Signs At a Glance Contract Report for 187941/0001 - September 2016

Name or company name	Christopher Sprinz and Victoria Victorova
Contract type name	GDS Contract
Purpose of contract	General
Contract start date	12/10/2009
Contract end date	

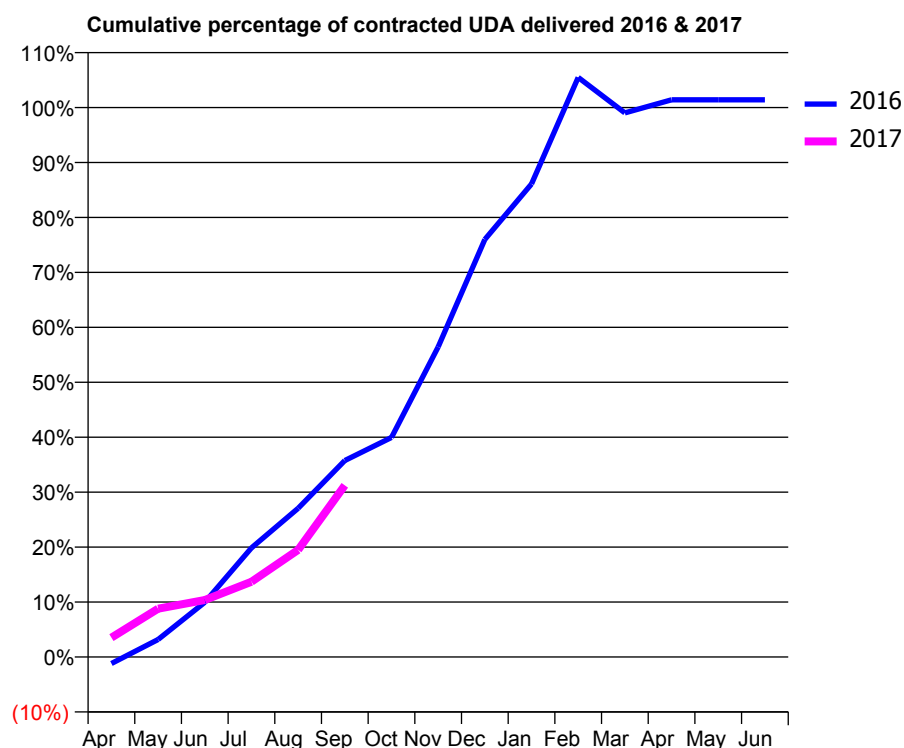
16/17 Contracted general activity (UDA)	1,735
Carry forward general activity (UDA)	-24
16/17 Contracted orthodontic activity (UOA)	0
Carry forward orthodontic activity (UOA)	0
Baseline contract value	£42,442.67

ACCESS*

Patients seen in 24 months	Total	Change since previous quarter
Quarter ending September 2015	775	
Quarter ending December 2015	987	↑
Quarter ending March 2016	919	↓
Quarter ending June 2016	772	↓
Quarter ending September 2016	763	↓
Variance since September 2015	(1.5%)	↓



ACTIVITY



Adjusted Scheduled Activity (UDA)		
Month	2016	2017
April	-21	61
May	55	153
June	173	180
July	345	238
August	470	338
September	620	542
October	693	
November	979	
December	1,318	
January	1,493	
February	1,830	
March	1,718	
April	1,759	
May	1,759	
June	1,759	

QUALITY

	Quantity	Base Number	Contract	AT	Region	England
% of FP17s for the same patient ID Re-attending within 3 months - Children	7	234	3.0%	11.3%	12.0%	12.4%
% of FP17s for the same patient ID Re-attending within 3 months - Adults	7	183	3.8%	15.2%	15.9%	16.7%
% of FP17s for the same patient ID Re-attending between 3 & 9 months - Children	161	234	68.8%	58.7%	58.6%	57.4%
% of FP17s for the same patient ID Re-attending between 3 & 9 months - Adults	56	183	30.6%	50.0%	51.6%	50.5%
% of FP17s for Band 1 Urgent Courses	21	389	5.4%	9.7%	8.0%	9.1%
% of FP17s Relating to Free Repair or Replacements	0	389	0.0%	0.9%	0.8%	0.8%
% of FP17s Relating to Continuations	2	389	0.5%	1.3%	1.3%	1.3%
% of Patients satisfied with the dentistry they have received	0	0	N/A	91.2%	93.1%	93.2%
% of Patients satisfied with the time they had to wait for an appointment	0	0	N/A	85.6%	89.1%	89.0%

* This is based on patients treated on this contract for their most recent course of treatment. Figures in italics indicate the base number of FP17s or Patient Questionnaire responses are less than 100. N/A is shown where the base number of responses is less than 10 during the period. % is calculated as Quantity/Base number*100

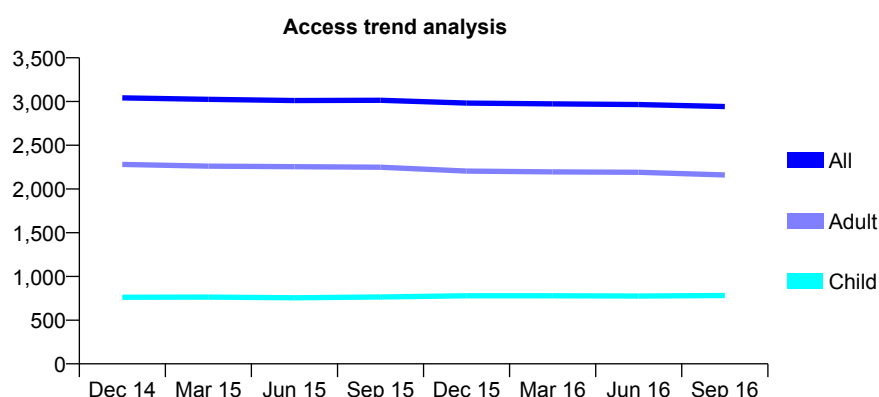
Q56 - Vital Signs At a Glance Contract Report for 188301/0001 - September 2016

Name or company name	Capel Dental Ltd
Contract type name	GDS Contract
Purpose of contract	General and Orthodontic
Contract start date	01/09/2007
Contract end date	

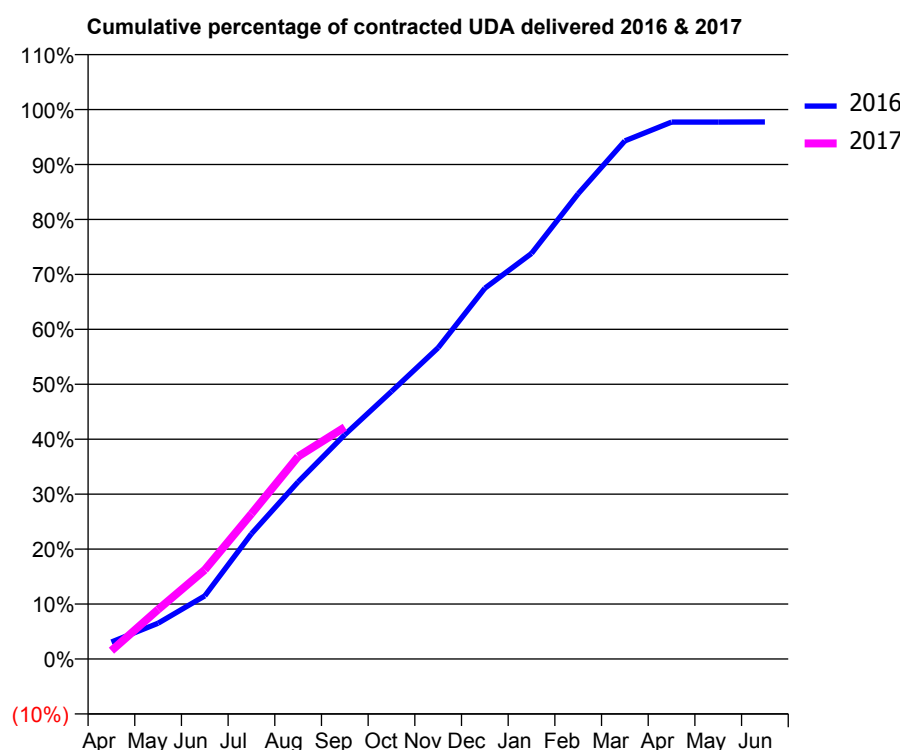
16/17 Contracted general activity (UDA)	5,612
Carry forward general activity (UDA)	127
16/17 Contracted orthodontic activity (UOA)	522
Carry forward orthodontic activity (UOA)	-4
Baseline contract value	£189,603.25

ACCESS*

Patients seen in 24 months	Total	Change since previous quarter
Quarter ending September 2015	3,014	
Quarter ending December 2015	2,983	↓
Quarter ending March 2016	2,973	→
Quarter ending June 2016	2,966	→
Quarter ending September 2016	2,942	→
Variance since September 2015	(2.4%)	↓



ACTIVITY



Adjusted Scheduled Activity (UDA)		
Month	2016	2017
April	173	85
May	366	507
June	644	911
July	1,280	1,484
August	1,809	2,067
September	2,291	2,368
October	2,732	
November	3,180	
December	3,786	
January	4,142	
February	4,752	
March	5,291	
April	5,484	
May	5,484	
June	5,485	

QUALITY

	Quantity	Base Number	Contract	AT	Region	England
% of FP17s for the same patient ID Re-attending within 3 months - Children	48	610	7.9%	11.3%	12.0%	12.4%
% of FP17s for the same patient ID Re-attending within 3 months - Adults	227	1,458	15.6%	15.2%	15.9%	16.7%
% of FP17s for the same patient ID Re-attending between 3 & 9 months - Children	379	610	62.1%	58.7%	58.6%	57.4%
% of FP17s for the same patient ID Re-attending between 3 & 9 months - Adults	734	1,458	50.3%	50.0%	51.6%	50.5%
% of FP17s for Band 1 Urgent Courses	65	1,369	4.7%	9.7%	8.0%	9.1%
% of FP17s Relating to Free Repair or Replacements	22	1,369	1.6%	0.9%	0.8%	0.8%
% of FP17s Relating to Continuations	13	1,369	0.9%	1.3%	1.3%	1.3%
% of Patients satisfied with the dentistry they have received	1	1	N/A	91.2%	93.1%	93.2%
% of Patients satisfied with the time they had to wait for an appointment	1	1	N/A	85.6%	89.1%	89.0%

* This is based on patients treated on this contract for their most recent course of treatment. Figures in italics indicate the base number of FP17s or Patient Questionnaire responses are less than 100. N/A is shown where the base number of responses is less than 10 during the period. % is calculated as Quantity/Base number*100

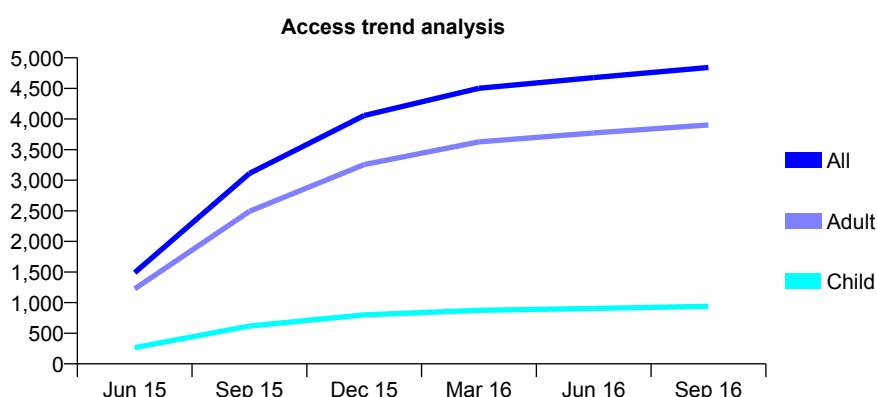
Q56 - Vital Signs At a Glance Contract Report for 189677/0001 - September 2016

Name or company name	Dr Jai Prathap Reddy
Contract type name	GDS Contract
Purpose of contract	General
Contract start date	01/03/2015
Contract end date	

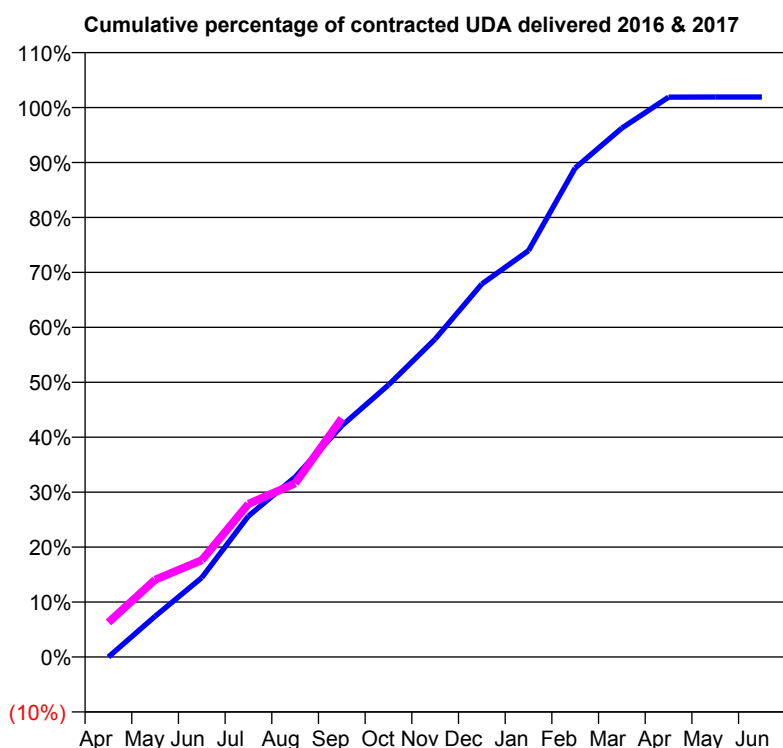
16/17 Contracted general activity (UDA)	14,985
Carry forward general activity (UDA)	-289
16/17 Contracted orthodontic activity (UOA)	0
Carry forward orthodontic activity (UOA)	0
Baseline contract value	£409,696.87

ACCESS*

Patients seen in 24 months	Total	Change since previous quarter
Quarter ending September 2015	3,109	
Quarter ending December 2015	4,057	↑
Quarter ending March 2016	4,502	↑
Quarter ending June 2016	4,677	↑
Quarter ending September 2016	4,843	↑
Variance since September 2015	55.8%	↑



ACTIVITY



Adjusted Scheduled Activity (UDA)		
Month	2016	2017
April	0	944
May	1,121	2,108
June	2,188	2,644
July	3,885	4,178
August	4,956	4,735
September	6,373	6,508
October	7,497	
November	8,759	
December	10,276	
January	11,194	
February	13,474	
March	14,569	
April	15,424	
May	15,426	
June	15,427	

QUALITY

	Quantity	Base Number	Contract	AT	Region	England
% of FP17s for the same patient ID Re-attending within 3 months - Children	57	773	7.4%	11.3%	12.0%	12.4%
% of FP17s for the same patient ID Re-attending within 3 months - Adults	422	3,109	13.6%	15.2%	15.9%	16.7%
% of FP17s for the same patient ID Re-attending between 3 & 9 months - Children	465	773	60.2%	58.7%	58.6%	57.4%
% of FP17s for the same patient ID Re-attending between 3 & 9 months - Adults	1,974	3,109	63.5%	50.0%	51.6%	50.5%
% of FP17s for Band 1 Urgent Courses	167	3,434	4.9%	9.7%	8.0%	9.1%
% of FP17s Relating to Free Repair or Replacements	38	3,434	1.1%	0.9%	0.8%	0.8%
% of FP17s Relating to Continuations	49	3,434	1.4%	1.3%	1.3%	1.3%
% of Patients satisfied with the dentistry they have received	10	11	90.9%	91.2%	93.1%	93.2%
% of Patients satisfied with the time they had to wait for an appointment	10	11	90.9%	85.6%	89.1%	89.0%

* This is based on patients treated on this contract for their most recent course of treatment. Figures in italics indicate the base number of FP17s or Patient Questionnaire responses are less than 100. N/A is shown where the base number of responses is less than 10 during the period. % is calculated as Quantity/Base number*100

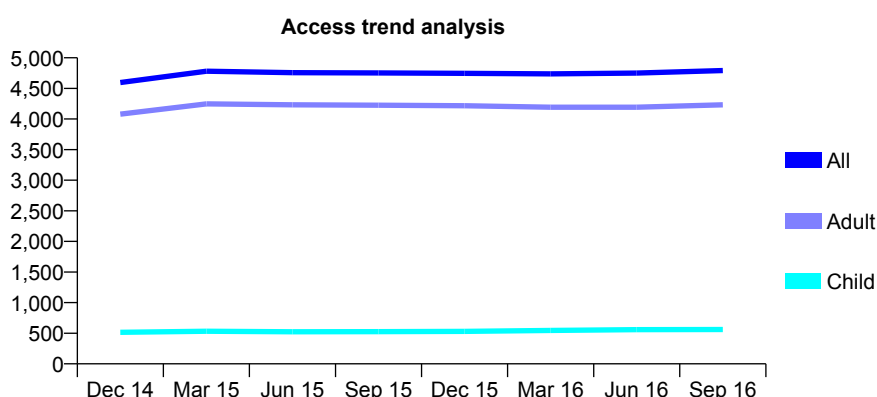
Q56 - Vital Signs At a Glance Contract Report for 189901/0002 - September 2016

Name or company name	Enslin Limited
Contract type name	GDS Contract
Purpose of contract	General
Contract start date	01/04/2013
Contract end date	

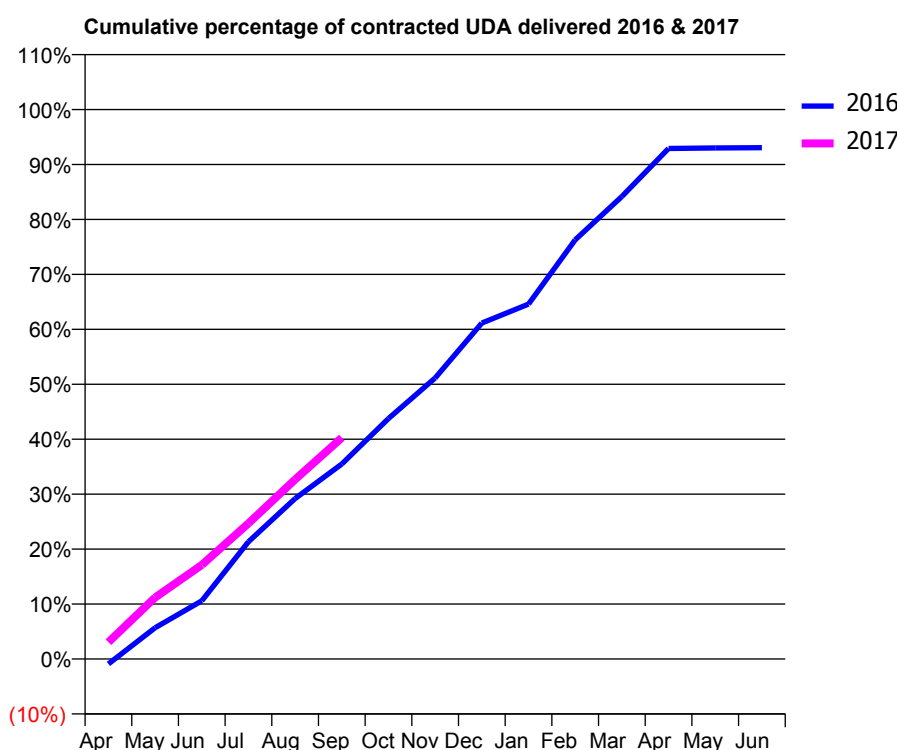
16/17 Contracted general activity (UDA)	15,500
Carry forward general activity (UDA)	0
16/17 Contracted orthodontic activity (UOA)	0
Carry forward orthodontic activity (UOA)	0
Baseline contract value	£383,342.04

ACCESS*

Patients seen in 24 months	Total	Change since previous quarter
Quarter ending September 2015	4,752	
Quarter ending December 2015	4,747	→
Quarter ending March 2016	4,737	→
Quarter ending June 2016	4,751	→
Quarter ending September 2016	4,793	→
Variance since September 2015	0.9%	→



ACTIVITY



Adjusted Scheduled Activity (UDA)		
Month	2016	2017
April	-139	478
May	875	1,735
June	1,632	2,652
July	3,286	3,827
August	4,498	5,066
September	5,464	6,241
October	6,739	
November	7,876	
December	9,417	
January	9,945	
February	11,747	
March	12,963	
April	14,306	
May	14,324	
June	14,329	

QUALITY

	Quantity	Base Number	Contract	AT	Region	England
% of FP17s for the same patient ID Re-attending within 3 months - Children	28	427	6.6%	11.3%	12.0%	12.4%
% of FP17s for the same patient ID Re-attending within 3 months - Adults	582	3,371	17.3%	15.2%	15.9%	16.7%
% of FP17s for the same patient ID Re-attending between 3 & 9 months - Children	230	427	53.9%	58.7%	58.6%	57.4%
% of FP17s for the same patient ID Re-attending between 3 & 9 months - Adults	1,812	3,371	53.8%	50.0%	51.6%	50.5%
% of FP17s for Band 1 Urgent Courses	310	3,271	9.5%	9.7%	8.0%	9.1%
% of FP17s Relating to Free Repair or Replacements	24	3,271	0.7%	0.9%	0.8%	0.8%
% of FP17s Relating to Continuations	37	3,271	1.1%	1.3%	1.3%	1.3%
% of Patients satisfied with the dentistry they have received	10	10	100.0%	91.2%	93.1%	93.2%
% of Patients satisfied with the time they had to wait for an appointment	10	10	100.0%	85.6%	89.1%	89.0%

* This is based on patients treated on this contract for their most recent course of treatment. Figures in italics indicate the base number of FP17s or Patient Questionnaire responses are less than 100. N/A is shown where the base number of responses is less than 10 during the period. % is calculated as Quantity/Base number*100

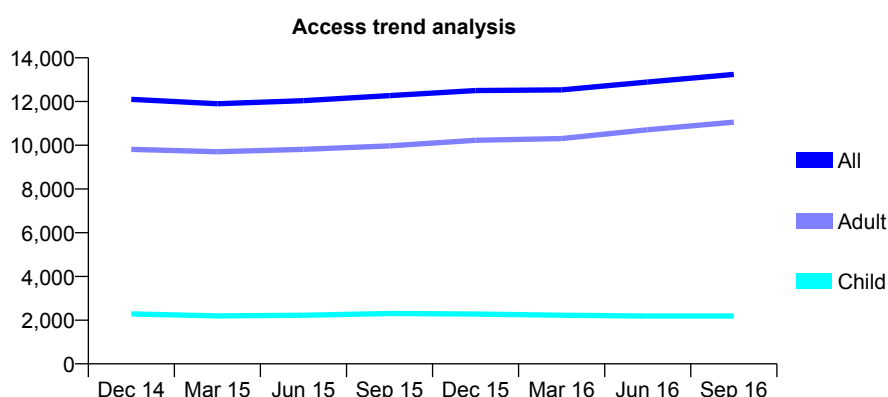
Q56 - Vital Signs At a Glance Contract Report for 190241/0001 - September 2016

Name or company name	CCS Dental Service
Contract type name	PDS Contract
Purpose of contract	General and Orthodontic
Contract start date	01/04/2010
Contract end date	31/03/2018

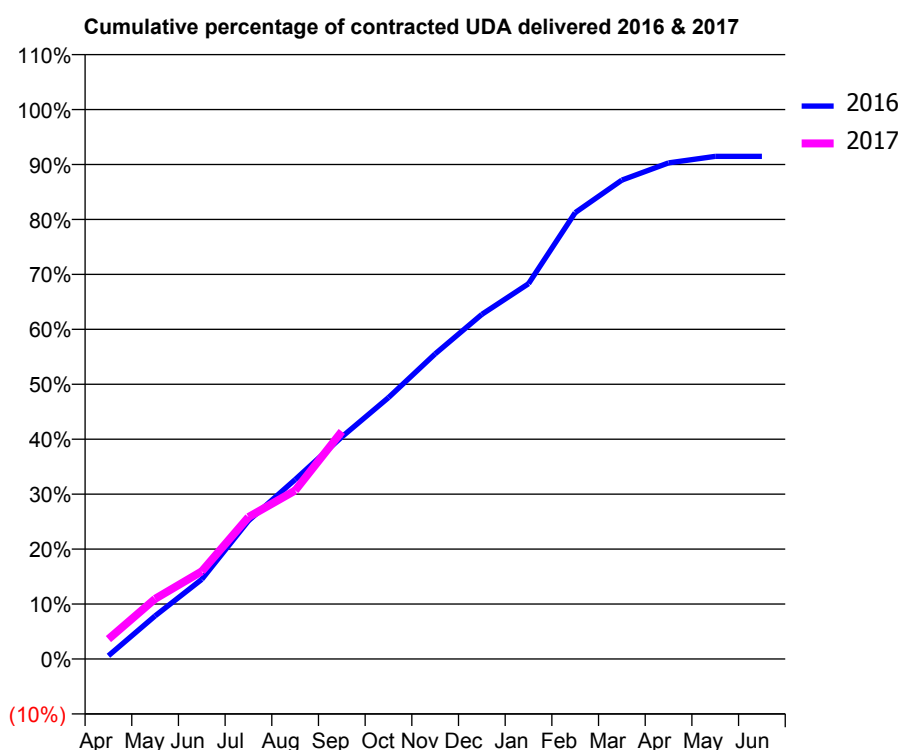
16/17 Contracted general activity (UDA)	23,865
Carry forward general activity (UDA)	0
16/17 Contracted orthodontic activity (UOA)	420
Carry forward orthodontic activity (UOA)	0
Baseline contract value	£2,593,708.17

ACCESS*

Patients seen in 24 months	Total	Change since previous quarter
Quarter ending September 2015	12,268	
Quarter ending December 2015	12,504	→
Quarter ending March 2016	12,533	→
Quarter ending June 2016	12,892	↑
Quarter ending September 2016	13,241	↑
Variance since September 2015	7.9%	↑



ACTIVITY



Adjusted Scheduled Activity (UDA)		
Month	2016	2017
April	139	866
May	1,871	2,616
June	3,463	3,806
July	6,004	6,166
August	7,791	7,320
September	9,645	9,880
October	11,352	
November	13,253	
December	14,967	
January	16,299	
February	19,389	
March	20,801	
April	21,549	
May	21,831	
June	21,833	

QUALITY

	Quantity	Base Number	Contract	AT	Region	England
% of FP17s for the same patient ID Re-attending within 3 months - Children	223	1,777	12.5%	11.3%	12.0%	12.4%
% of FP17s for the same patient ID Re-attending within 3 months - Adults	752	6,468	11.6%	15.2%	15.9%	16.7%
% of FP17s for the same patient ID Re-attending between 3 & 9 months - Children	416	1,777	23.4%	58.7%	58.6%	57.4%
% of FP17s for the same patient ID Re-attending between 3 & 9 months - Adults	860	6,468	13.3%	50.0%	51.6%	50.5%
% of FP17s for Band 1 Urgent Courses	5,074	7,059	71.9%	9.7%	8.0%	9.1%
% of FP17s Relating to Free Repair or Replacements	2	7,059	0.0%	0.9%	0.8%	0.8%
% of FP17s Relating to Continuations	0	7,059	0.0%	1.3%	1.3%	1.3%
% of Patients satisfied with the dentistry they have received	5	6	N/A	91.2%	93.1%	93.2%
% of Patients satisfied with the time they had to wait for an appointment	3	6	N/A	85.6%	89.1%	89.0%

* This is based on patients treated on this contract for their most recent course of treatment. Figures in italics indicate the base number of FP17s or Patient Questionnaire responses are less than 100. N/A is shown where the base number of responses is less than 10 during the period. % is calculated as Quantity/Base number*100

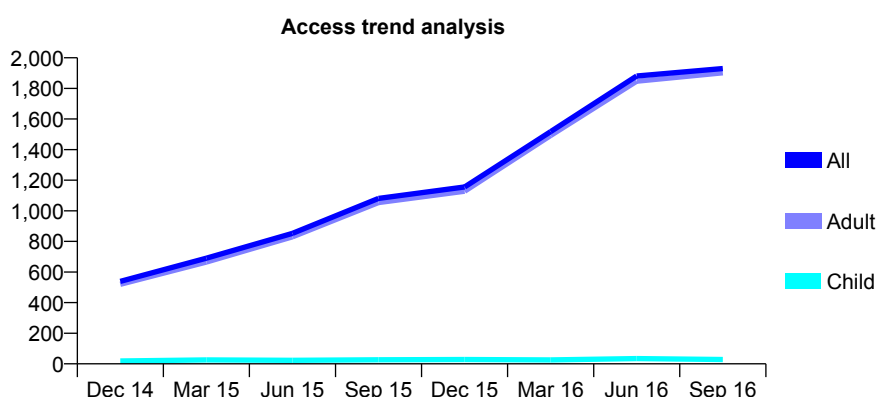
Q56 - Vital Signs At a Glance Contract Report for 190241/0003 - September 2016

Name or company name	CCS Dental Service
Contract type name	PDS Contract
Purpose of contract	General
Contract start date	01/10/2013
Contract end date	31/03/2018

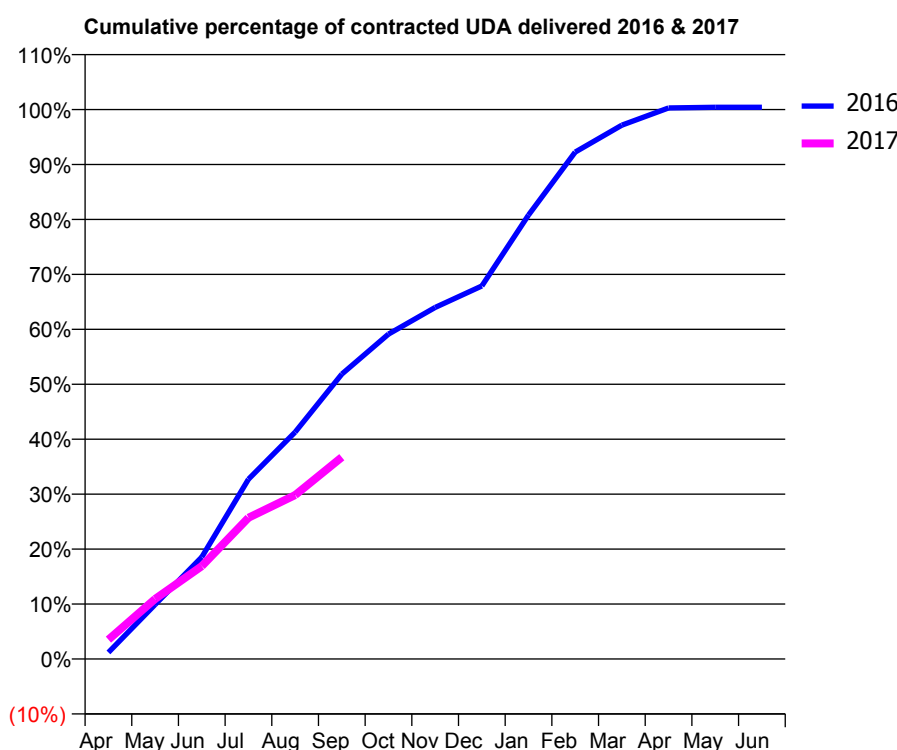
16/17 Contracted general activity (UDA)	8,690
Carry forward general activity (UDA)	0
16/17 Contracted orthodontic activity (UOA)	0
Carry forward orthodontic activity (UOA)	0
Baseline contract value	£719,663.91

ACCESS*

Patients seen in 24 months	Total	Change since previous quarter
Quarter ending September 2015	1,081	
Quarter ending December 2015	1,156	↑
Quarter ending March 2016	1,518	↑
Quarter ending June 2016	1,881	↑
Quarter ending September 2016	1,930	↑
Variance since September 2015	78.5%	↑



ACTIVITY



Adjusted Scheduled Activity (UDA)		
Month	2016	2017
April	105	306
May	861	949
June	1,612	1,468
July	2,844	2,234
August	3,587	2,593
September	4,506	3,191
October	5,137	
November	5,559	
December	5,899	
January	7,021	
February	8,017	
March	8,442	
April	8,715	
May	8,724	
June	8,724	

QUALITY

	Quantity	Base Number	Contract	AT	Region	England
% of FP17s for the same patient ID Re-attending within 3 months - Children	0	27	0.0%	11.3%	12.0%	12.4%
% of FP17s for the same patient ID Re-attending within 3 months - Adults	3	1,207	0.2%	15.2%	15.9%	16.7%
% of FP17s for the same patient ID Re-attending between 3 & 9 months - Children	0	27	0.0%	58.7%	58.6%	57.4%
% of FP17s for the same patient ID Re-attending between 3 & 9 months - Adults	7	1,207	0.6%	50.0%	51.6%	50.5%
% of FP17s for Band 1 Urgent Courses	0	1,133	0.0%	9.7%	8.0%	9.1%
% of FP17s Relating to Free Repair or Replacements	0	1,133	0.0%	0.9%	0.8%	0.8%
% of FP17s Relating to Continuations	1	1,133	0.1%	1.3%	1.3%	1.3%
% of Patients satisfied with the dentistry they have received	1	1	N/A	91.2%	93.1%	93.2%
% of Patients satisfied with the time they had to wait for an appointment	1	1	N/A	85.6%	89.1%	89.0%

* This is based on patients treated on this contract for their most recent course of treatment. Figures in italics indicate the base number of FP17s or Patient Questionnaire responses are less than 100. N/A is shown where the base number of responses is less than 10 during the period. % is calculated as Quantity/Base number*100

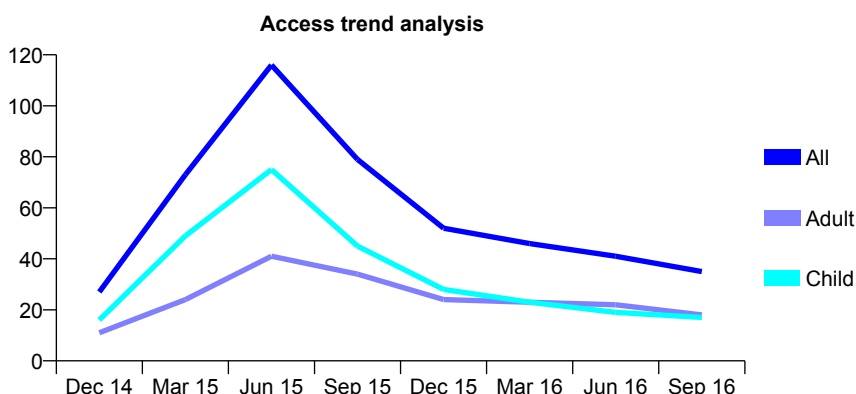
Q56 - Vital Signs At a Glance Contract Report for 190241/0004 - September 2016

Name or company name	CCS Dental Service
Contract type name	PDS Contract
Purpose of contract	General
Contract start date	01/04/2014
Contract end date	31/03/2018

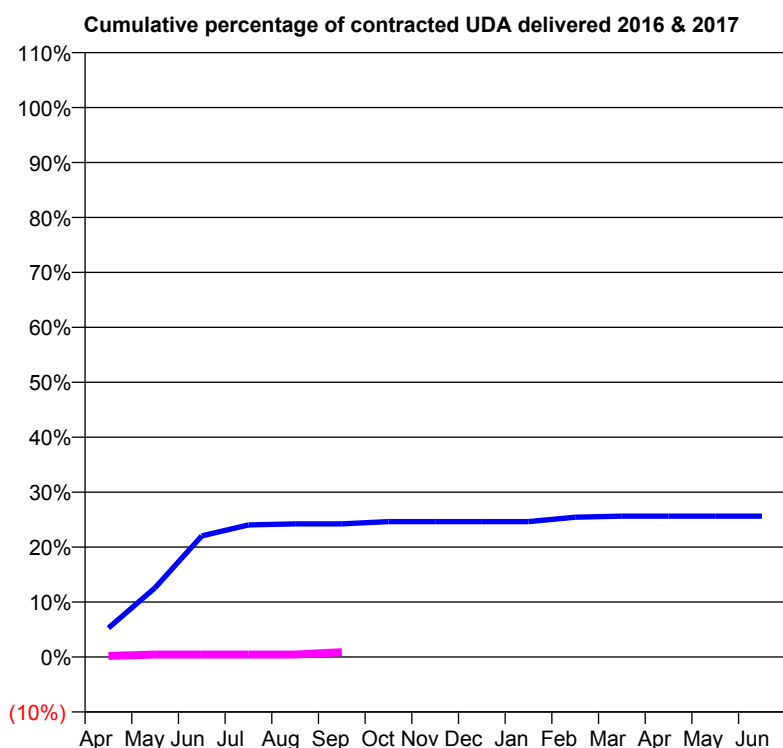
16/17 Contracted general activity (UDA)	500
Carry forward general activity (UDA)	0
16/17 Contracted orthodontic activity (UOA)	0
Carry forward orthodontic activity (UOA)	0
Baseline contract value	£15,552.33

ACCESS*

Patients seen in 24 months	Total	Change since previous quarter
Quarter ending September 2015	79	
Quarter ending December 2015	52	↓
Quarter ending March 2016	46	↓
Quarter ending June 2016	41	↓
Quarter ending September 2016	35	↓
Variance since September 2015	(55.7%)	↓



ACTIVITY



Month	Adjusted Scheduled Activity (UDA)	
	2016	2017
April	26	1
May	63	2
June	110	2
July	120	2
August	121	2
September	121	4
October	123	
November	123	
December	123	
January	123	
February	127	
March	128	
April	128	
May	128	
June	128	

QUALITY

	Quantity	Base Number	Contract	AT	Region	England
% of FP17s for the same patient ID Re-attending within 3 months - Children	0	2	0.0%	11.3%	12.0%	12.4%
% of FP17s for the same patient ID Re-attending within 3 months - Adults	0	2	0.0%	15.2%	15.9%	16.7%
% of FP17s for the same patient ID Re-attending between 3 & 9 months - Children	0	2	0.0%	58.7%	58.6%	57.4%
% of FP17s for the same patient ID Re-attending between 3 & 9 months - Adults	0	2	0.0%	50.0%	51.6%	50.5%
% of FP17s for Band 1 Urgent Courses	2	4	50.0%	9.7%	8.0%	9.1%
% of FP17s Relating to Free Repair or Replacements	0	4	0.0%	0.9%	0.8%	0.8%
% of FP17s Relating to Continuations	0	4	0.0%	1.3%	1.3%	1.3%
% of Patients satisfied with the dentistry they have received	0	0	N/A	91.2%	93.1%	93.2%
% of Patients satisfied with the time they had to wait for an appointment	0	0	N/A	85.6%	89.1%	89.0%

* This is based on patients treated on this contract for their most recent course of treatment. Figures in italics indicate the base number of FP17s or Patient Questionnaire responses are less than 100. N/A is shown where the base number of responses is less than 10 during the period. % is calculated as Quantity/Base number*100

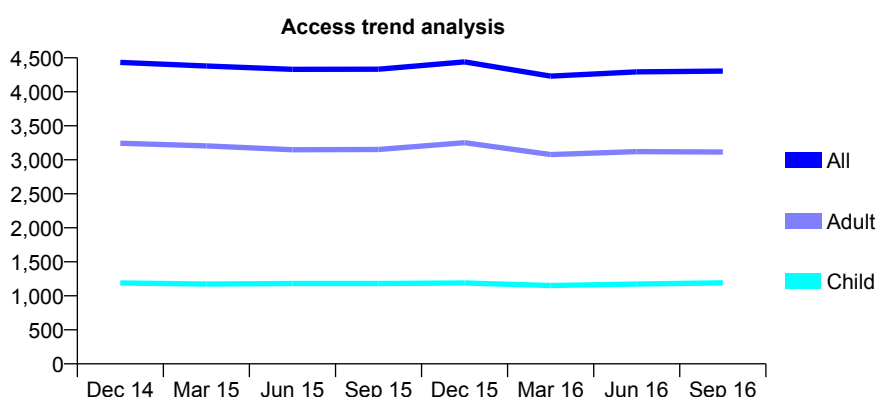
Q56 - Vital Signs At a Glance Contract Report for 190713/0001 - September 2016

Name or company name	Mazdak Eyrumlu and Azad Eyrumlu
Contract type name	GDS Contract
Purpose of contract	General
Contract start date	01/04/2011
Contract end date	

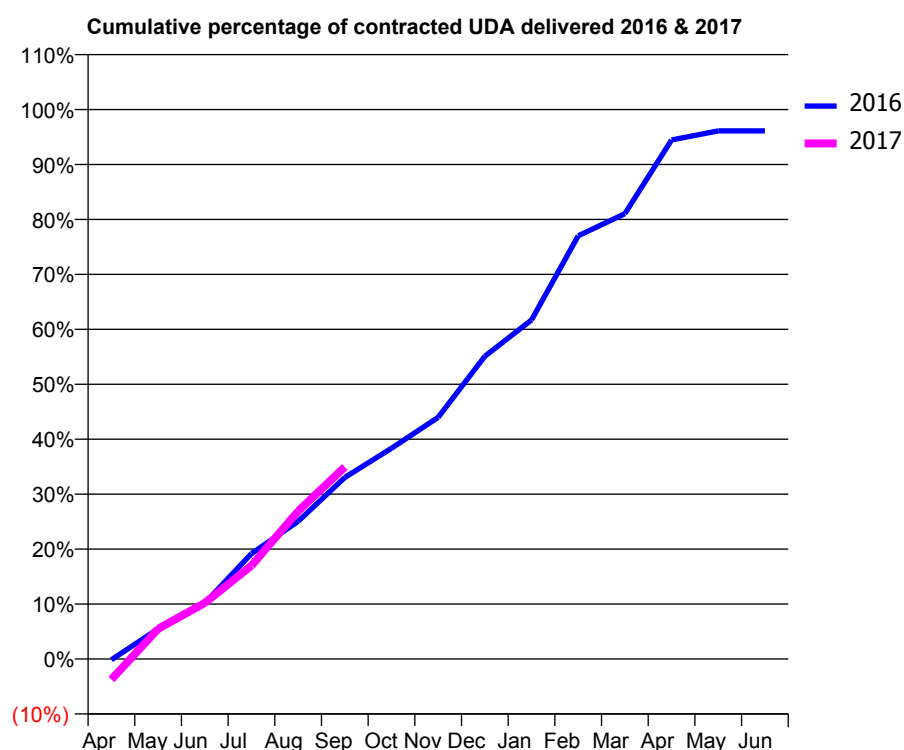
16/17 Contracted general activity (UDA)	16,000
Carry forward general activity (UDA)	624
16/17 Contracted orthodontic activity (UOA)	0
Carry forward orthodontic activity (UOA)	0
Baseline contract value	£436,419.65

ACCESS*

Patients seen in 24 months	Total	Change since previous quarter
Quarter ending September 2015	4,333	
Quarter ending December 2015	4,440	↑
Quarter ending March 2016	4,230	↓
Quarter ending June 2016	4,294	→
Quarter ending September 2016	4,305	→
Variance since September 2015	(0.6%)	→



ACTIVITY



Adjusted Scheduled Activity (UDA)		
Month	2016	2017
April	-24	-598
May	880	880
June	1,628	1,631
July	3,070	2,721
August	4,009	4,304
September	5,287	5,593
October	6,135	
November	7,039	
December	8,817	
January	9,870	
February	12,321	
March	12,965	
April	15,115	
May	15,376	
June	15,376	

QUALITY

	Quantity	Base Number	Contract	AT	Region	England
% of FP17s for the same patient ID Re-attending within 3 months - Children	43	758	5.7%	11.3%	12.0%	12.4%
% of FP17s for the same patient ID Re-attending within 3 months - Adults	265	1,940	13.7%	15.2%	15.9%	16.7%
% of FP17s for the same patient ID Re-attending between 3 & 9 months - Children	366	758	48.3%	58.7%	58.6%	57.4%
% of FP17s for the same patient ID Re-attending between 3 & 9 months - Adults	852	1,940	43.9%	50.0%	51.6%	50.5%
% of FP17s for Band 1 Urgent Courses	169	1,959	8.6%	9.7%	8.0%	9.1%
% of FP17s Relating to Free Repair or Replacements	14	1,959	0.7%	0.9%	0.8%	0.8%
% of FP17s Relating to Continuations	33	1,959	1.7%	1.3%	1.3%	1.3%
% of Patients satisfied with the dentistry they have received	1	2	N/A	91.2%	93.1%	93.2%
% of Patients satisfied with the time they had to wait for an appointment	2	2	N/A	85.6%	89.1%	89.0%

* This is based on patients treated on this contract for their most recent course of treatment. Figures in italics indicate the base number of FP17s or Patient Questionnaire responses are less than 100. N/A is shown where the base number of responses is less than 10 during the period. % is calculated as Quantity/Base number*100

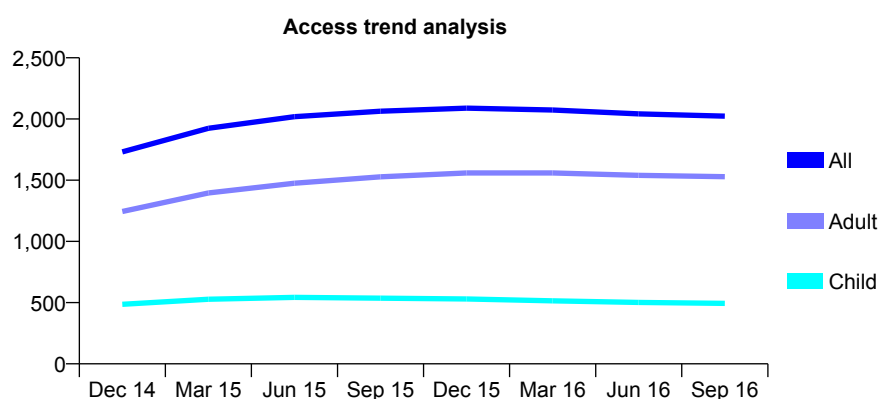
Q56 - Vital Signs At a Glance Contract Report for 190721/0001 - September 2016

Name or company name	Lisalina Smile Clinic Limited
Contract type name	GDS Contract
Purpose of contract	General
Contract start date	01/03/2014
Contract end date	

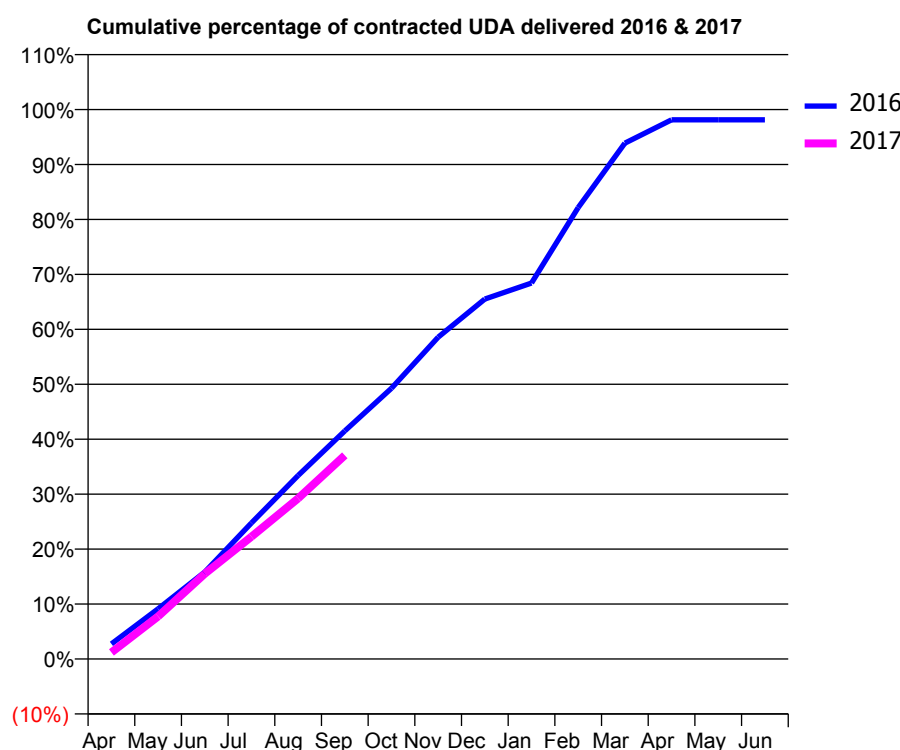
16/17 Contracted general activity (UDA)	8,013
Carry forward general activity (UDA)	150
16/17 Contracted orthodontic activity (UOA)	0
Carry forward orthodontic activity (UOA)	0
Baseline contract value	£183,937.38

ACCESS*

Patients seen in 24 months	Total	Change since previous quarter
Quarter ending September 2015	2,064	
Quarter ending December 2015	2,089	→
Quarter ending March 2016	2,074	→
Quarter ending June 2016	2,042	↓
Quarter ending September 2016	2,023	→
Variance since September 2015	(2.0%)	↓



ACTIVITY



Adjusted Scheduled Activity (UDA)		
Month	2016	2017
April	221	97
May	733	622
June	1,269	1,243
July	1,985	1,783
August	2,677	2,343
September	3,326	2,971
October	3,948	
November	4,694	
December	5,249	
January	5,483	
February	6,583	
March	7,523	
April	7,863	
May	7,862	
June	7,863	

QUALITY

	Quantity	Base Number	Contract	AT	Region	England
% of FP17s for the same patient ID Re-attending within 3 months - Children	32	403	7.9%	11.3%	12.0%	12.4%
% of FP17s for the same patient ID Re-attending within 3 months - Adults	148	1,176	12.6%	15.2%	15.9%	16.7%
% of FP17s for the same patient ID Re-attending between 3 & 9 months - Children	269	403	66.7%	58.7%	58.6%	57.4%
% of FP17s for the same patient ID Re-attending between 3 & 9 months - Adults	733	1,176	62.3%	50.0%	51.6%	50.5%
% of FP17s for Band 1 Urgent Courses	131	1,459	9.0%	9.7%	8.0%	9.1%
% of FP17s Relating to Free Repair or Replacements	18	1,459	1.2%	0.9%	0.8%	0.8%
% of FP17s Relating to Continuations	5	1,459	0.3%	1.3%	1.3%	1.3%
% of Patients satisfied with the dentistry they have received	2	2	N/A	91.2%	93.1%	93.2%
% of Patients satisfied with the time they had to wait for an appointment	2	2	N/A	85.6%	89.1%	89.0%

* This is based on patients treated on this contract for their most recent course of treatment. Figures in italics indicate the base number of FP17s or Patient Questionnaire responses are less than 100. N/A is shown where the base number of responses is less than 10 during the period. % is calculated as Quantity/Base number*100

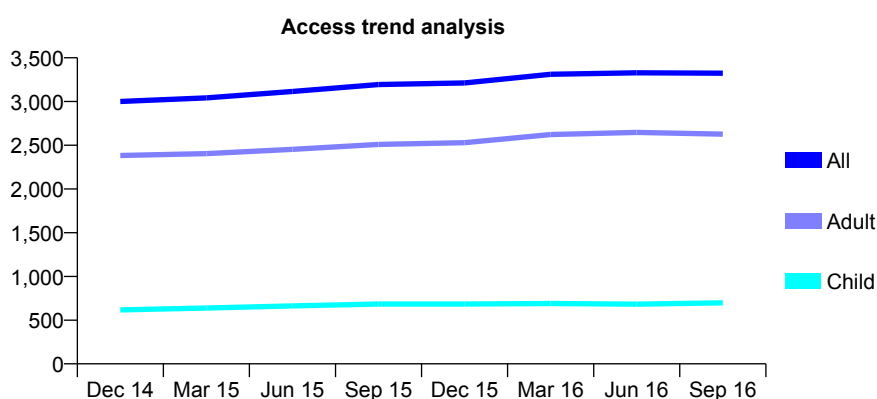
Q56 - Vital Signs At a Glance Contract Report for 191701/0001 - September 2016

Name or company name	Olive Dental Care Ltd
Contract type name	GDS Contract
Purpose of contract	General
Contract start date	01/06/2009
Contract end date	

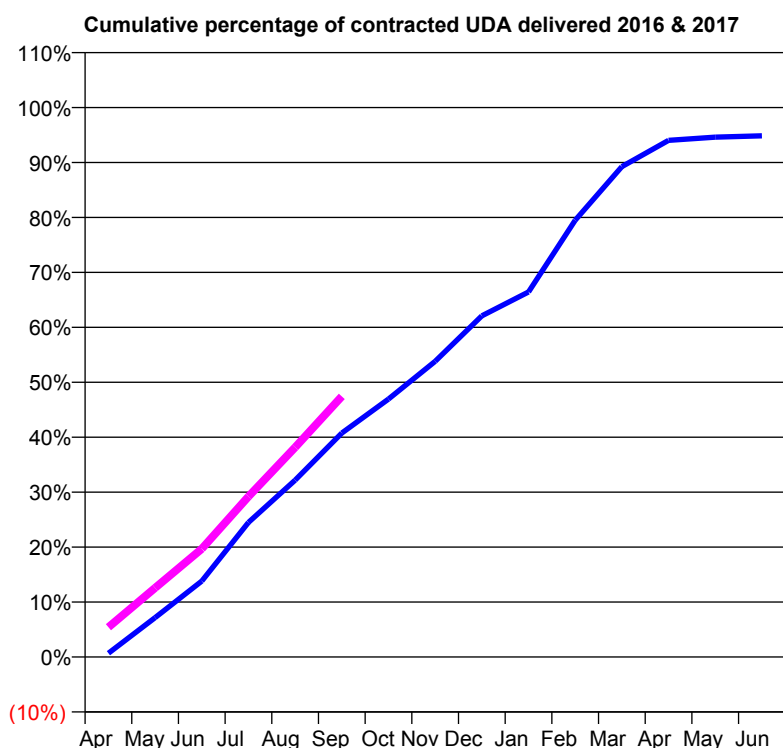
16/17 Contracted general activity (UDA)	9,022
Carry forward general activity (UDA)	0
16/17 Contracted orthodontic activity (UOA)	0
Carry forward orthodontic activity (UOA)	0
Baseline contract value	£220,791.84

ACCESS*

Patients seen in 24 months	Total	Change since previous quarter
Quarter ending September 2015	3,194	
Quarter ending December 2015	3,213	→
Quarter ending March 2016	3,312	↑
Quarter ending June 2016	3,328	→
Quarter ending September 2016	3,324	→
Variance since September 2015	4.1%	↑



ACTIVITY



Adjusted Scheduled Activity (UDA)		
Month	2016	2017
April	62	489
May	646	1,134
June	1,247	1,777
July	2,210	2,635
August	2,904	3,442
September	3,678	4,279
October	4,236	
November	4,856	
December	5,602	
January	5,994	
February	7,172	
March	8,051	
April	8,483	
May	8,535	
June	8,557	

QUALITY

	Quantity	Base Number	Contract	AT	Region	England
% of FP17s for the same patient ID Re-attending within 3 months - Children	30	480	6.3%	11.3%	12.0%	12.4%
% of FP17s for the same patient ID Re-attending within 3 months - Adults	248	1,854	13.4%	15.2%	15.9%	16.7%
% of FP17s for the same patient ID Re-attending between 3 & 9 months - Children	242	480	50.4%	58.7%	58.6%	57.4%
% of FP17s for the same patient ID Re-attending between 3 & 9 months - Adults	962	1,854	51.9%	50.0%	51.6%	50.5%
% of FP17s for Band 1 Urgent Courses	217	2,140	10.1%	9.7%	8.0%	9.1%
% of FP17s Relating to Free Repair or Replacements	29	2,140	1.4%	0.9%	0.8%	0.8%
% of FP17s Relating to Continuations	23	2,140	1.1%	1.3%	1.3%	1.3%
% of Patients satisfied with the dentistry they have received	5	5	N/A	91.2%	93.1%	93.2%
% of Patients satisfied with the time they had to wait for an appointment	5	5	N/A	85.6%	89.1%	89.0%

* This is based on patients treated on this contract for their most recent course of treatment. Figures in italics indicate the base number of FP17s or Patient Questionnaire responses are less than 100. N/A is shown where the base number of responses is less than 10 during the period. % is calculated as Quantity/Base number*100

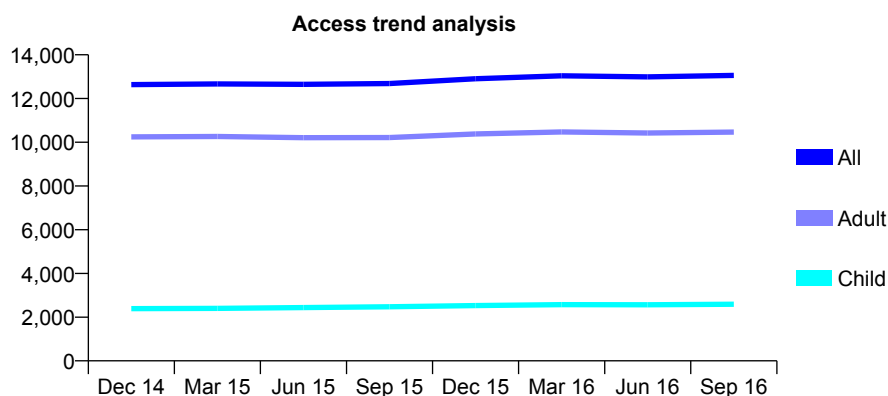
Q56 - Vital Signs At a Glance Contract Report for 192562/0001 - September 2016

Name or company name	All Saints Green Dental Clinic Limited
Contract type name	GDS Contract
Purpose of contract	General
Contract start date	01/02/2012
Contract end date	

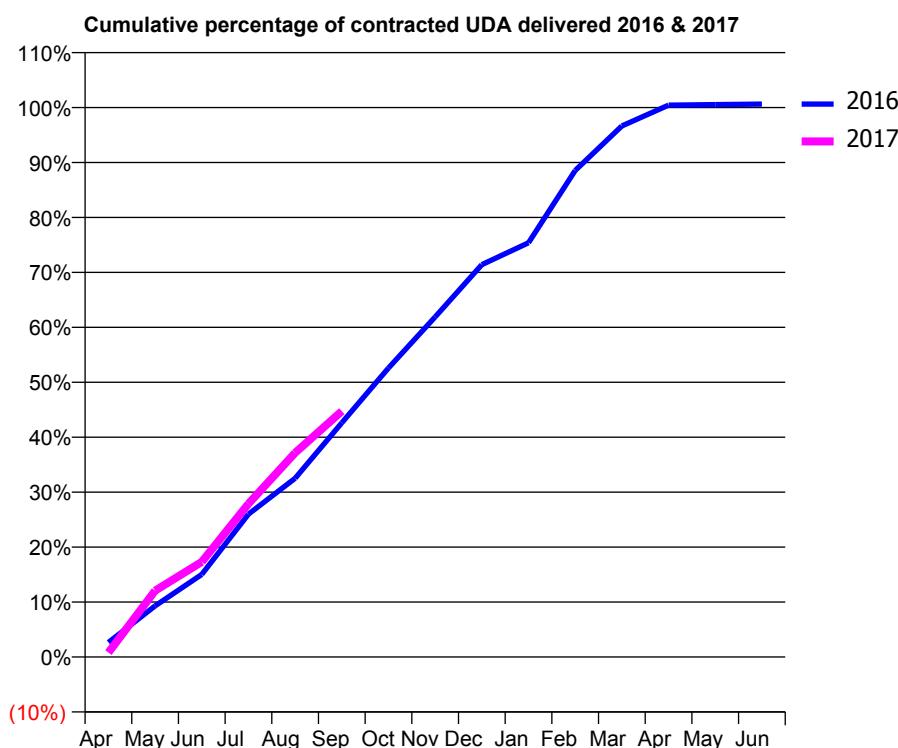
16/17 Contracted general activity (UDA)	45,100
Carry forward general activity (UDA)	-285
16/17 Contracted orthodontic activity (UOA)	0
Carry forward orthodontic activity (UOA)	0
Baseline contract value	£1,172,071.71

ACCESS*

Patients seen in 24 months	Total	Change since previous quarter
Quarter ending September 2015	12,688	
Quarter ending December 2015	12,907	→
Quarter ending March 2016	13,039	→
Quarter ending June 2016	12,990	→
Quarter ending September 2016	13,055	→
Variance since September 2015	2.9%	↑



ACTIVITY



Adjusted Scheduled Activity (UDA)		
Month	2016	2017
April	1,203	362
May	4,192	5,441
June	6,777	7,803
July	11,731	12,582
August	14,669	16,757
September	19,224	20,181
October	23,719	
November	27,908	
December	32,204	
January	33,999	
February	39,933	
March	43,584	
April	45,292	
May	45,340	
June	45,385	

QUALITY

	Quantity	Base Number	Contract	AT	Region	England
% of FP17s for the same patient ID Re-attending within 3 months - Children	175	1,864	9.4%	11.3%	12.0%	12.4%
% of FP17s for the same patient ID Re-attending within 3 months - Adults	1,343	7,252	18.5%	15.2%	15.9%	16.7%
% of FP17s for the same patient ID Re-attending between 3 & 9 months - Children	1,147	1,864	61.5%	58.7%	58.6%	57.4%
% of FP17s for the same patient ID Re-attending between 3 & 9 months - Adults	3,845	7,252	53.0%	50.0%	51.6%	50.5%
% of FP17s for Band 1 Urgent Courses	1,010	8,340	12.1%	9.7%	8.0%	9.1%
% of FP17s Relating to Free Repair or Replacements	271	8,340	3.2%	0.9%	0.8%	0.8%
% of FP17s Relating to Continuations	64	8,340	0.8%	1.3%	1.3%	1.3%
% of Patients satisfied with the dentistry they have received	13	13	100.0%	91.2%	93.1%	93.2%
% of Patients satisfied with the time they had to wait for an appointment	12	13	92.3%	85.6%	89.1%	89.0%

* This is based on patients treated on this contract for their most recent course of treatment. Figures in italics indicate the base number of FP17s or Patient Questionnaire responses are less than 100. N/A is shown where the base number of responses is less than 10 during the period. % is calculated as Quantity/Base number*100

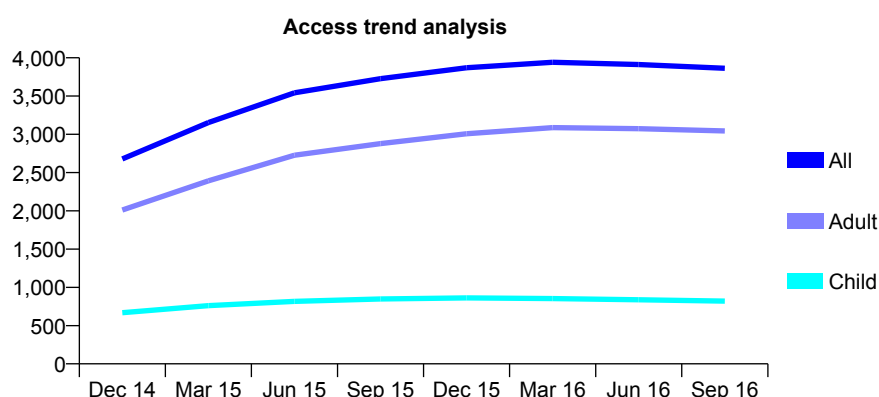
Q56 - Vital Signs At a Glance Contract Report for 193070/0001 - September 2016

Name or company name	Wickham Dental Practice Ltd
Contract type name	Pilot Contract
Purpose of contract	General
Contract start date	01/06/2014
Contract end date	

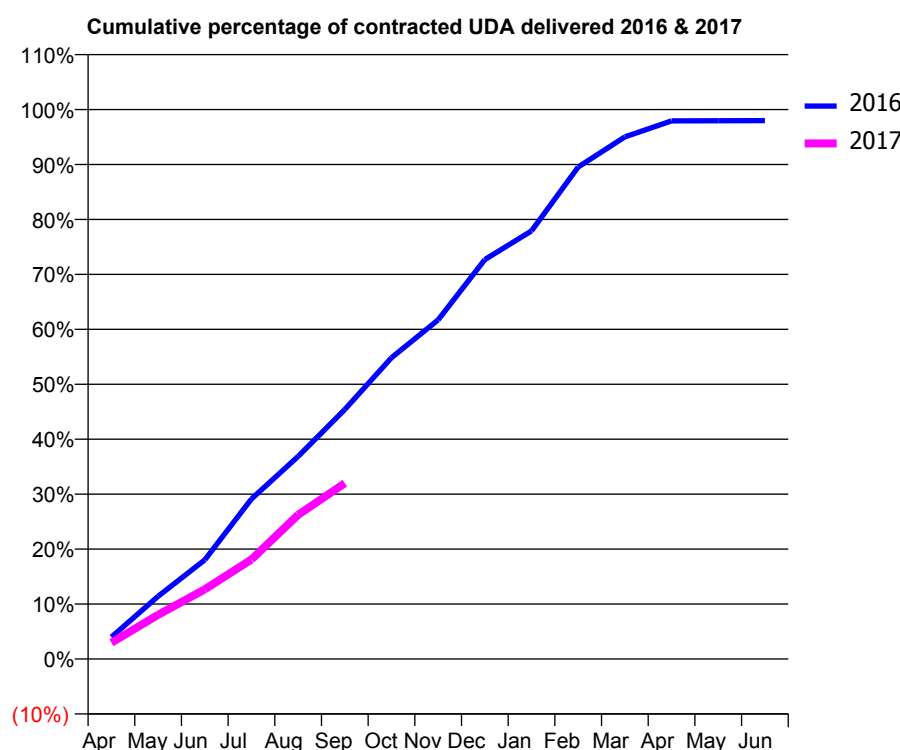
16/17 Contracted general activity (UDA)	11,872
Carry forward general activity (UDA)	0
16/17 Contracted orthodontic activity (UOA)	0
Carry forward orthodontic activity (UOA)	0
Baseline contract value	£277,542.12

ACCESS*

Patients seen in 24 months	Total	Change since previous quarter
Quarter ending September 2015	3,727	
Quarter ending December 2015	3,870	↑
Quarter ending March 2016	3,941	→
Quarter ending June 2016	3,912	→
Quarter ending September 2016	3,864	↓
Variance since September 2015	3.7%	↑



ACTIVITY



Adjusted Scheduled Activity (UDA)		
Month	2016	2017
April	473	352
May	1,355	956
June	2,142	1,504
July	3,459	2,150
August	4,378	3,117
September	5,391	3,799
October	6,510	
November	7,329	
December	8,631	
January	9,250	
February	10,629	
March	11,282	
April	11,627	
May	11,630	
June	11,631	

QUALITY

	Quantity	Base Number	Contract	AT	Region	England
% of FP17s for the same patient ID Re-attending within 3 months - Children	16	513	3.1%	11.3%	12.0%	12.4%
% of FP17s for the same patient ID Re-attending within 3 months - Adults	220	1,733	12.7%	15.2%	15.9%	16.7%
% of FP17s for the same patient ID Re-attending between 3 & 9 months - Children	306	513	59.6%	58.7%	58.6%	57.4%
% of FP17s for the same patient ID Re-attending between 3 & 9 months - Adults	903	1,733	52.1%	50.0%	51.6%	50.5%
% of FP17s for Band 1 Urgent Courses	135	2,061	6.6%	9.7%	8.0%	9.1%
% of FP17s Relating to Free Repair or Replacements	10	2,061	0.5%	0.9%	0.8%	0.8%
% of FP17s Relating to Continuations	26	2,061	1.3%	1.3%	1.3%	1.3%
% of Patients satisfied with the dentistry they have received	2	3	N/A	91.2%	93.1%	93.2%
% of Patients satisfied with the time they had to wait for an appointment	2	3	N/A	85.6%	89.1%	89.0%

* This is based on patients treated on this contract for their most recent course of treatment. Figures in italics indicate the base number of FP17s or Patient Questionnaire responses are less than 100. N/A is shown where the base number of responses is less than 10 during the period. % is calculated as Quantity/Base number*100

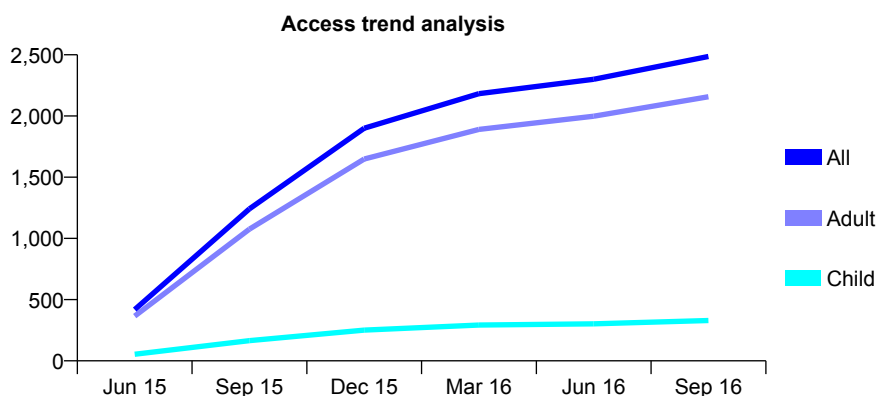
Q56 - Vital Signs At a Glance Contract Report for 193712/0001 - September 2016

Name or company name	Dr K.A Fagher & Dr A. Surti
Contract type name	GDS Contract
Purpose of contract	General
Contract start date	08/05/2015
Contract end date	

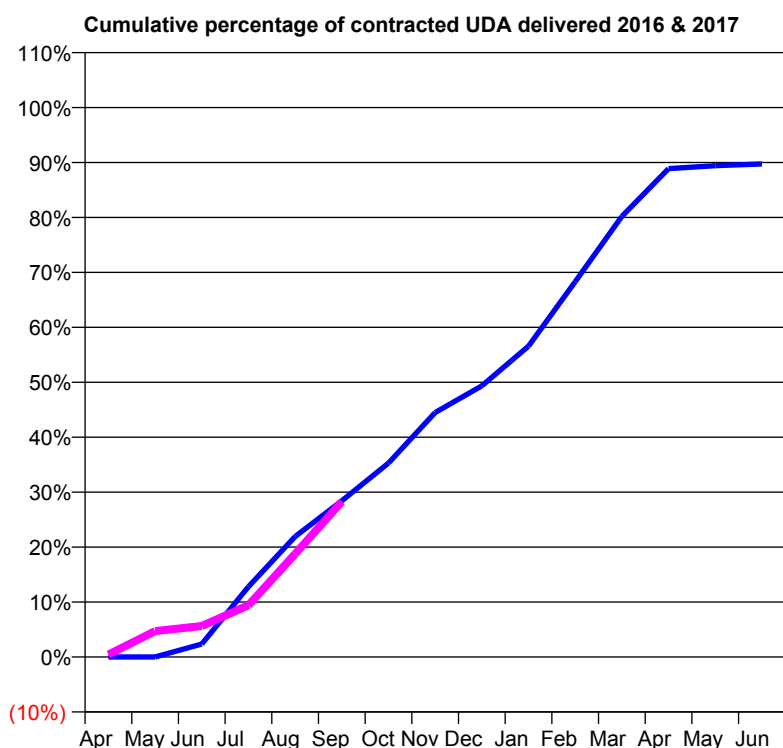
16/17 Contracted general activity (UDA)	9,810
Carry forward general activity (UDA)	0
16/17 Contracted orthodontic activity (UOA)	0
Carry forward orthodontic activity (UOA)	0
Baseline contract value	£230,696.97

ACCESS*

Patients seen in 24 months	Total	Change since previous quarter
Quarter ending September 2015	1,241	
Quarter ending December 2015	1,900	↑
Quarter ending March 2016	2,183	↑
Quarter ending June 2016	2,300	↑
Quarter ending September 2016	2,486	↑
Variance since September 2015	100.3%	↑



ACTIVITY



Adjusted Scheduled Activity (UDA)		
Month	2016	2017
April	0	43
May	0	463
June	207	552
July	1,126	924
August	1,930	1,841
September	2,504	2,774
October	3,109	
November	3,918	
December	4,345	
January	4,982	
February	6,015	
March	7,061	
April	7,828	
May	7,874	
June	7,901	

QUALITY

	Quantity	Base Number	Contract	AT	Region	England
% of FP17s for the same patient ID Re-attending within 3 months - Children	6	206	2.9%	11.3%	12.0%	12.4%
% of FP17s for the same patient ID Re-attending within 3 months - Adults	211	1,641	12.9%	15.2%	15.9%	16.7%
% of FP17s for the same patient ID Re-attending between 3 & 9 months - Children	71	206	34.5%	58.7%	58.6%	57.4%
% of FP17s for the same patient ID Re-attending between 3 & 9 months - Adults	742	1,641	45.2%	50.0%	51.6%	50.5%
% of FP17s for Band 1 Urgent Courses	86	1,587	5.4%	9.7%	8.0%	9.1%
% of FP17s Relating to Free Repair or Replacements	3	1,587	0.2%	0.9%	0.8%	0.8%
% of FP17s Relating to Continuations	8	1,587	0.5%	1.3%	1.3%	1.3%
% of Patients satisfied with the dentistry they have received	4	4	N/A	91.2%	93.1%	93.2%
% of Patients satisfied with the time they had to wait for an appointment	3	4	N/A	85.6%	89.1%	89.0%

* This is based on patients treated on this contract for their most recent course of treatment. Figures in italics indicate the base number of FP17s or Patient Questionnaire responses are less than 100. N/A is shown where the base number of responses is less than 10 during the period. % is calculated as Quantity/Base number*100

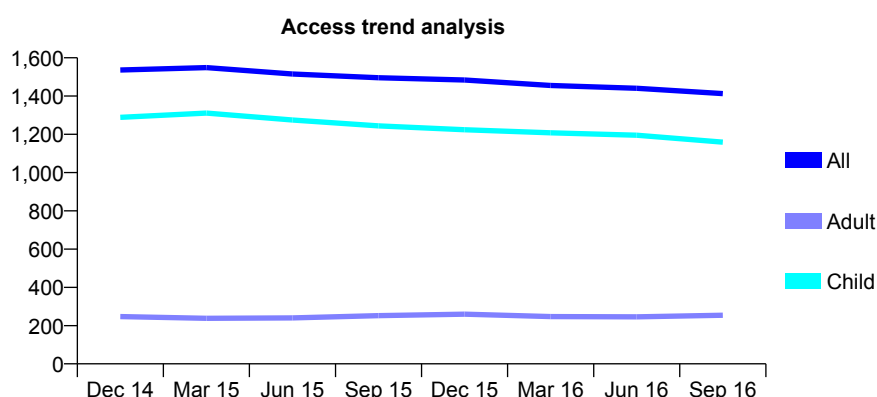
Q56 - Vital Signs At a Glance Contract Report for 195618/0001 - September 2016

Name or company name	Dr P Wilson and Dr G Singh
Contract type name	GDS Contract
Purpose of contract	General
Contract start date	01/06/2008
Contract end date	

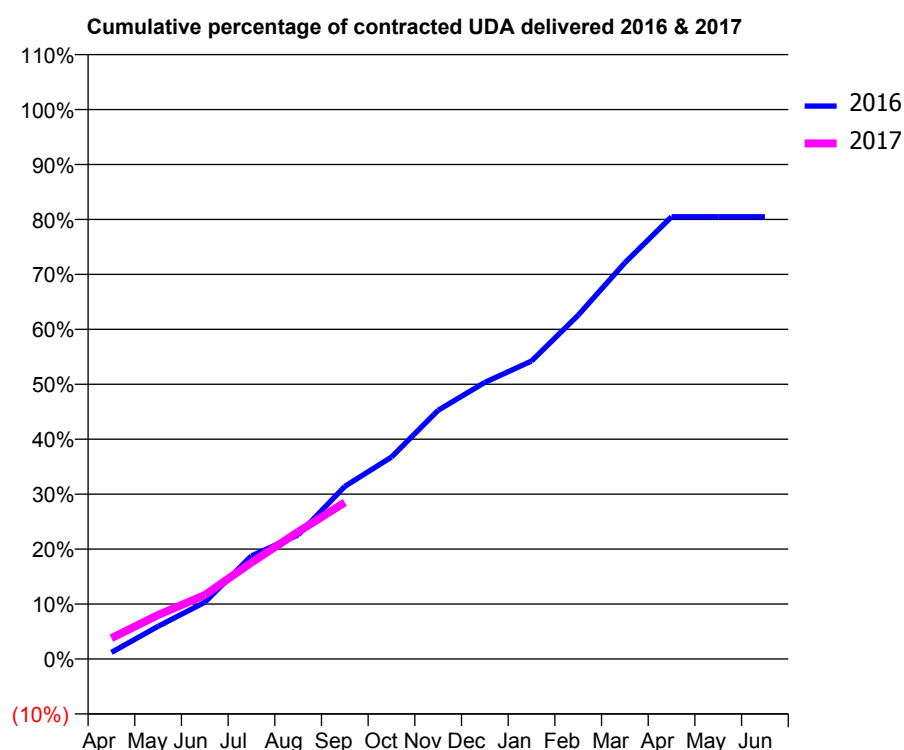
16/17 Contracted general activity (UDA)	4,467
Carry forward general activity (UDA)	0
16/17 Contracted orthodontic activity (UOA)	0
Carry forward orthodontic activity (UOA)	0
Baseline contract value	£125,845.07

ACCESS*

Patients seen in 24 months	Total	Change since previous quarter
Quarter ending September 2015	1,496	
Quarter ending December 2015	1,484	→
Quarter ending March 2016	1,455	↓
Quarter ending June 2016	1,441	→
Quarter ending September 2016	1,413	↓
Variance since September 2015	(5.5%)	↓



ACTIVITY



Adjusted Scheduled Activity (UDA)		
Month	2016	2017
April	54	170
May	266	358
June	461	520
July	839	785
August	1,008	1,034
September	1,403	1,273
October	1,642	
November	2,022	
December	2,249	
January	2,422	
February	2,795	
March	3,221	
April	3,595	
May	3,595	
June	3,595	

QUALITY

	Quantity	Base Number	Contract	AT	Region	England
% of FP17s for the same patient ID Re-attending within 3 months - Children	51	1,081	4.7%	11.3%	12.0%	12.4%
% of FP17s for the same patient ID Re-attending within 3 months - Adults	5	75	6.7%	15.2%	15.9%	16.7%
% of FP17s for the same patient ID Re-attending between 3 & 9 months - Children	851	1,081	78.7%	58.7%	58.6%	57.4%
% of FP17s for the same patient ID Re-attending between 3 & 9 months - Adults	64	75	85.3%	50.0%	51.6%	50.5%
% of FP17s for Band 1 Urgent Courses	17	973	1.7%	9.7%	8.0%	9.1%
% of FP17s Relating to Free Repair or Replacements	0	973	0.0%	0.9%	0.8%	0.8%
% of FP17s Relating to Continuations	0	973	0.0%	1.3%	1.3%	1.3%
% of Patients satisfied with the dentistry they have received	2	2	N/A	91.2%	93.1%	93.2%
% of Patients satisfied with the time they had to wait for an appointment	2	2	N/A	85.6%	89.1%	89.0%

* This is based on patients treated on this contract for their most recent course of treatment. Figures in italics indicate the base number of FP17s or Patient Questionnaire responses are less than 100. N/A is shown where the base number of responses is less than 10 during the period. % is calculated as Quantity/Base number*100

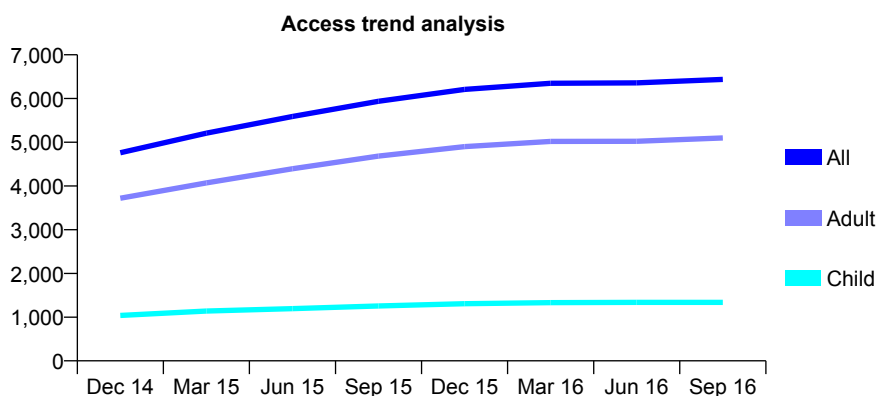
Q56 - Vital Signs At a Glance Contract Report for 197254/0001 - September 2016

Name or company name	Miss Susan Allen and Mr Terence Michael .
Contract type name	GDS Contract
Purpose of contract	General
Contract start date	01/03/2014
Contract end date	

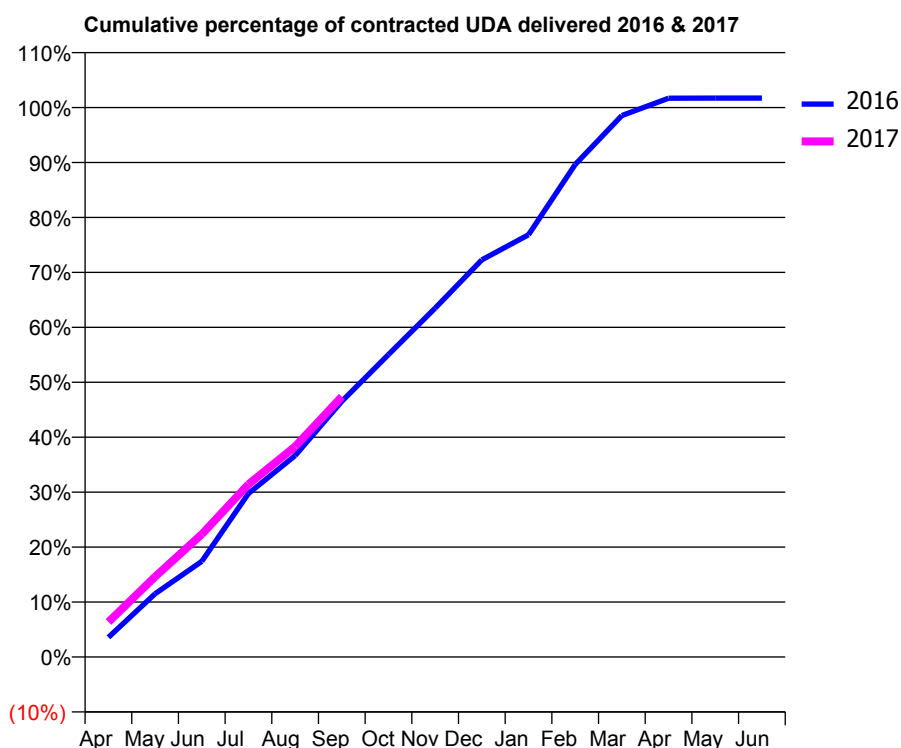
16/17 Contracted general activity (UDA)	20,007
Carry forward general activity (UDA)	-343
16/17 Contracted orthodontic activity (UOA)	0
Carry forward orthodontic activity (UOA)	0
Baseline contract value	£527,447.64

ACCESS*

Patients seen in 24 months	Total	Change since previous quarter
Quarter ending September 2015	5,938	
Quarter ending December 2015	6,208	↑
Quarter ending March 2016	6,350	↑
Quarter ending June 2016	6,359	→
Quarter ending September 2016	6,436	→
Variance since September 2015	8.4%	↑



ACTIVITY



Adjusted Scheduled Activity (UDA)		
Month	2016	2017
April	717	1,274
May	2,304	2,924
June	3,483	4,467
July	5,953	6,289
August	7,334	7,662
September	9,311	9,478
October	11,013	
November	12,702	
December	14,462	
January	15,375	
February	17,933	
March	19,713	
April	20,346	
May	20,350	
June	20,350	

QUALITY

	Quantity	Base Number	Contract	AT	Region	England
% of FP17s for the same patient ID Re-attending within 3 months - Children	85	1,085	7.8%	11.3%	12.0%	12.4%
% of FP17s for the same patient ID Re-attending within 3 months - Adults	541	3,688	14.7%	15.2%	15.9%	16.7%
% of FP17s for the same patient ID Re-attending between 3 & 9 months - Children	670	1,085	61.8%	58.7%	58.6%	57.4%
% of FP17s for the same patient ID Re-attending between 3 & 9 months - Adults	1,989	3,688	53.9%	50.0%	51.6%	50.5%
% of FP17s for Band 1 Urgent Courses	523	4,459	11.7%	9.7%	8.0%	9.1%
% of FP17s Relating to Free Repair or Replacements	40	4,459	0.9%	0.9%	0.8%	0.8%
% of FP17s Relating to Continuations	26	4,459	0.6%	1.3%	1.3%	1.3%
% of Patients satisfied with the dentistry they have received	6	6	N/A	91.2%	93.1%	93.2%
% of Patients satisfied with the time they had to wait for an appointment	6	6	N/A	85.6%	89.1%	89.0%

* This is based on patients treated on this contract for their most recent course of treatment. Figures in italics indicate the base number of FP17s or Patient Questionnaire responses are less than 100. N/A is shown where the base number of responses is less than 10 during the period. % is calculated as Quantity/Base number*100

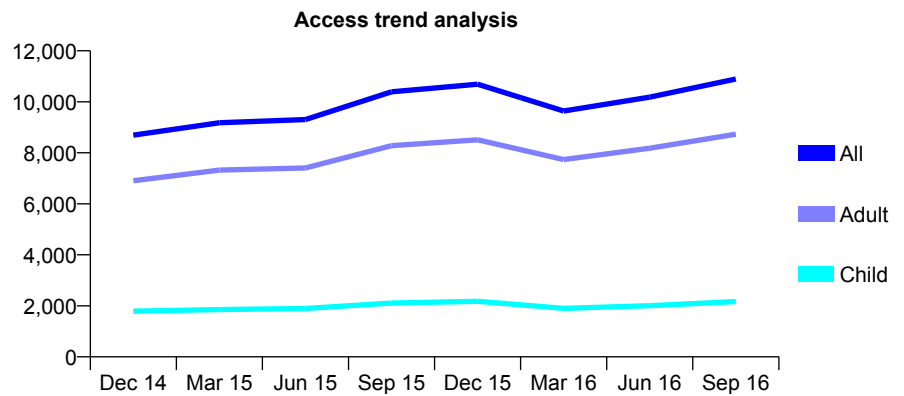
Q56 - Vital Signs At a Glance Contract Report for 199176/0001 - September 2016

Name or company name	Larry Levin & Jeff Sherer
Contract type name	GDS Contract
Purpose of contract	General
Contract start date	01/04/2013
Contract end date	

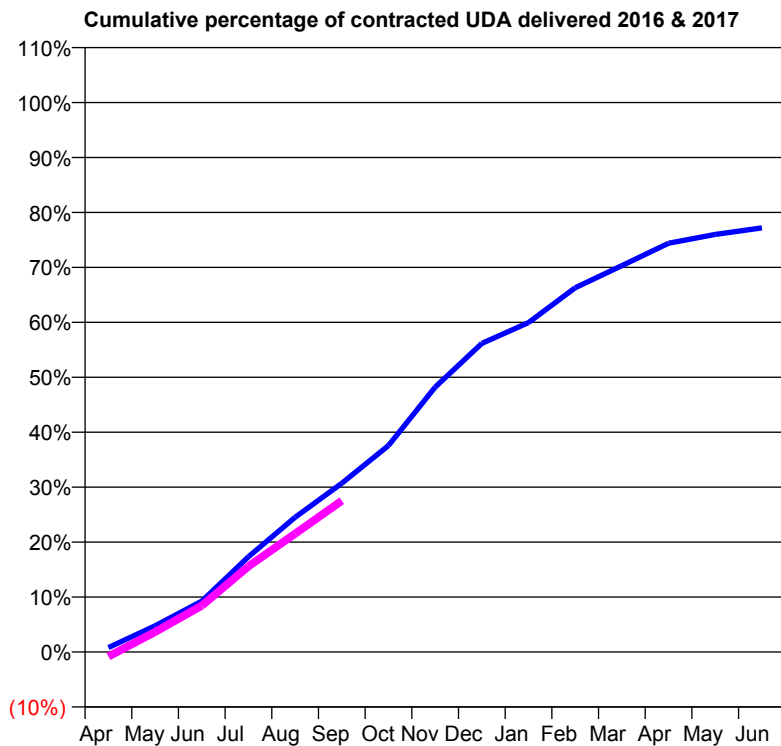
16/17 Contracted general activity (UDA)	51,387
Carry forward general activity (UDA)	1,587
16/17 Contracted orthodontic activity (UOA)	0
Carry forward orthodontic activity (UOA)	0
Baseline contract value	£1,065,567.58

ACCESS*

Patients seen in 24 months	Total	Change since previous quarter
Quarter ending September 2015	10,393	
Quarter ending December 2015	10,689	↑
Quarter ending March 2016	9,639	↓
Quarter ending June 2016	10,184	↑
Quarter ending September 2016	10,896	↑
Variance since September 2015	4.8%	↑



ACTIVITY



Adjusted Scheduled Activity (UDA)		
Month	2016	2017
April	339	-430
May	2,006	1,873
June	3,890	4,330
July	7,284	8,009
August	10,296	11,063
September	12,899	14,150
October	15,779	
November	20,248	
December	23,589	
January	25,177	
February	27,837	
March	29,537	
April	31,247	
May	31,921	
June	32,413	

QUALITY

	Quantity	Base Number	Contract	AT	Region	England
% of FP17s for the same patient ID Re-attending within 3 months - Children	149	1,577	9.4%	11.3%	12.0%	12.4%
% of FP17s for the same patient ID Re-attending within 3 months - Adults	1,324	6,887	19.2%	15.2%	15.9%	16.7%
% of FP17s for the same patient ID Re-attending between 3 & 9 months - Children	544	1,577	34.5%	58.7%	58.6%	57.4%
% of FP17s for the same patient ID Re-attending between 3 & 9 months - Adults	2,078	6,887	30.2%	50.0%	51.6%	50.5%
% of FP17s for Band 1 Urgent Courses	1,407	7,629	18.4%	9.7%	8.0%	9.1%
% of FP17s Relating to Free Repair or Replacements	44	7,629	0.6%	0.9%	0.8%	0.8%
% of FP17s Relating to Continuations	256	7,629	3.4%	1.3%	1.3%	1.3%
% of Patients satisfied with the dentistry they have received	22	28	78.6%	91.2%	93.1%	93.2%
% of Patients satisfied with the time they had to wait for an appointment	20	28	71.4%	85.6%	89.1%	89.0%

* This is based on patients treated on this contract for their most recent course of treatment. Figures in italics indicate the base number of FP17s or Patient Questionnaire responses are less than 100. N/A is shown where the base number of responses is less than 10 during the period. % is calculated as Quantity/Base number*100

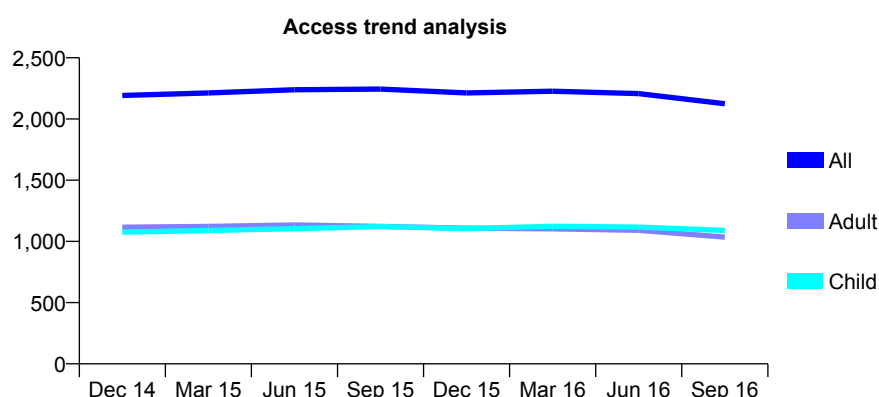
Q56 - Vital Signs At a Glance Contract Report for 199524/0001 - September 2016

Name or company name	Best, Hardy & Abeln
Contract type name	GDS Contract
Purpose of contract	General
Contract start date	01/04/2009
Contract end date	

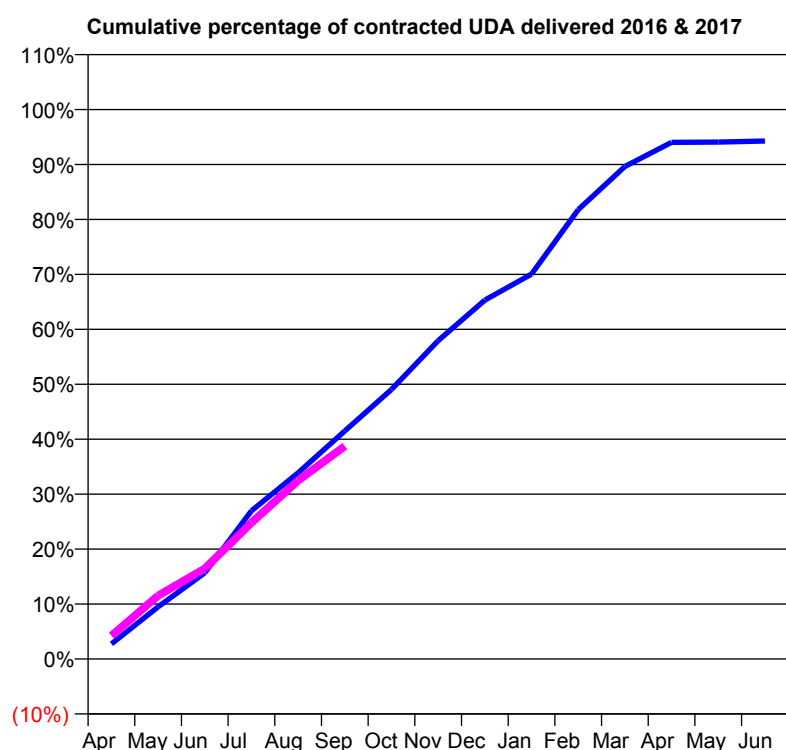
16/17 Contracted general activity (UDA)	6,064
Carry forward general activity (UDA)	0
16/17 Contracted orthodontic activity (UOA)	0
Carry forward orthodontic activity (UOA)	0
Baseline contract value	£120,066.97

ACCESS*

Patients seen in 24 months	Total	Change since previous quarter
Quarter ending September 2015	2,245	
Quarter ending December 2015	2,213	↓
Quarter ending March 2016	2,227	→
Quarter ending June 2016	2,208	→
Quarter ending September 2016	2,125	↓
Variance since September 2015	(5.3%)	↓



ACTIVITY



Adjusted Scheduled Activity (UDA)		
Month	2016	2017
April	167	257
May	576	700
June	951	998
July	1,635	1,504
August	2,055	1,969
September	2,517	2,349
October	2,974	
November	3,513	
December	3,961	
January	4,248	
February	4,958	
March	5,436	
April	5,701	
May	5,705	
June	5,717	

QUALITY

	Quantity	Base Number	Contract	AT	Region	England
% of FP17s for the same patient ID Re-attending within 3 months - Children	82	831	9.9%	11.3%	12.0%	12.4%
% of FP17s for the same patient ID Re-attending within 3 months - Adults	151	649	23.3%	15.2%	15.9%	16.7%
% of FP17s for the same patient ID Re-attending between 3 & 9 months - Children	494	831	59.4%	58.7%	58.6%	57.4%
% of FP17s for the same patient ID Re-attending between 3 & 9 months - Adults	331	649	51.0%	50.0%	51.6%	50.5%
% of FP17s for Band 1 Urgent Courses	145	1,320	11.0%	9.7%	8.0%	9.1%
% of FP17s Relating to Free Repair or Replacements	0	1,320	0.0%	0.9%	0.8%	0.8%
% of FP17s Relating to Continuations	0	1,320	0.0%	1.3%	1.3%	1.3%
% of Patients satisfied with the dentistry they have received	1	1	N/A	91.2%	93.1%	93.2%
% of Patients satisfied with the time they had to wait for an appointment	1	1	N/A	85.6%	89.1%	89.0%

* This is based on patients treated on this contract for their most recent course of treatment. Figures in italics indicate the base number of FP17s or Patient Questionnaire responses are less than 100. N/A is shown where the base number of responses is less than 10 during the period. % is calculated as Quantity/Base number*100

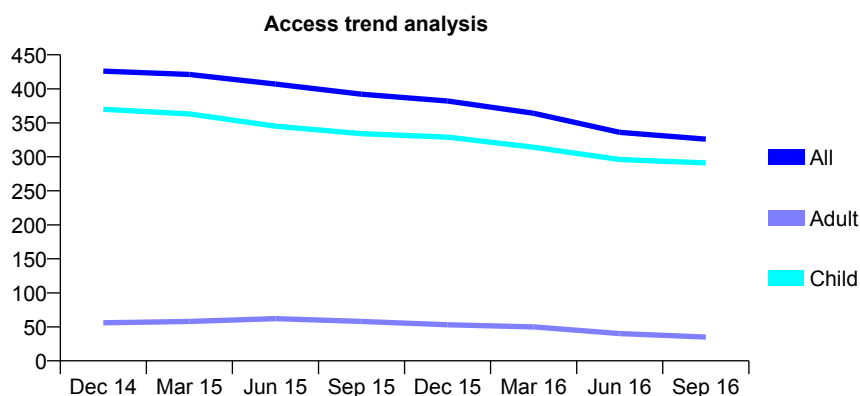
Q56 - Vital Signs At a Glance Contract Report for 204595/0002 - September 2016

Name or company name	MR MA OATES
Contract type name	GDS Contract
Purpose of contract	General
Contract start date	03/07/2011
Contract end date	

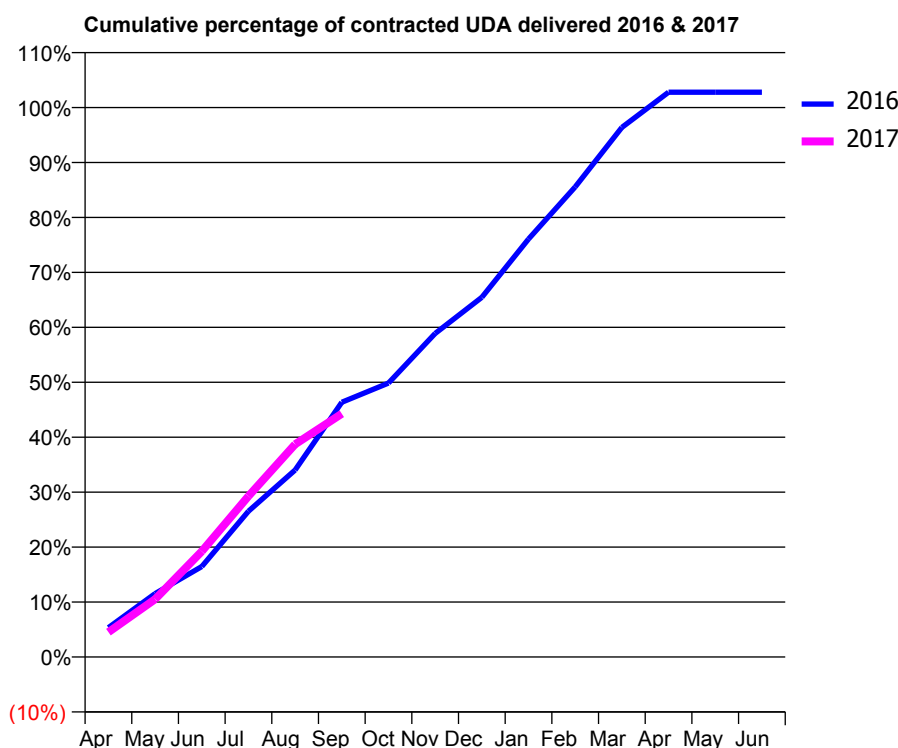
16/17 Contracted general activity (UDA)	487
Carry forward general activity (UDA)	-10
16/17 Contracted orthodontic activity (UOA)	0
Carry forward orthodontic activity (UOA)	0
Baseline contract value	£10,233.69

ACCESS*

Patients seen in 24 months	Total	Change since previous quarter
Quarter ending September 2015	392	
Quarter ending December 2015	382	↓
Quarter ending March 2016	364	↓
Quarter ending June 2016	336	↓
Quarter ending September 2016	326	↓
Variance since September 2015	(16.8%)	↓



ACTIVITY



Adjusted Scheduled Activity (UDA)		
Month	2016	2017
April	26	22
May	56	51
June	80	94
July	129	143
August	166	189
September	226	216
October	243	
November	287	
December	319	
January	370	
February	417	
March	469	
April	501	
May	501	
June	501	

QUALITY

	Quantity	Base Number	Contract	AT	Region	England
% of FP17s for the same patient ID Re-attending within 3 months - Children	8	198	4.0%	11.3%	12.0%	12.4%
% of FP17s for the same patient ID Re-attending within 3 months - Adults	0	9	0.0%	15.2%	15.9%	16.7%
% of FP17s for the same patient ID Re-attending between 3 & 9 months - Children	106	198	53.5%	58.7%	58.6%	57.4%
% of FP17s for the same patient ID Re-attending between 3 & 9 months - Adults	2	9	22.2%	50.0%	51.6%	50.5%
% of FP17s for Band 1 Urgent Courses	3	181	1.7%	9.7%	8.0%	9.1%
% of FP17s Relating to Free Repair or Replacements	0	181	0.0%	0.9%	0.8%	0.8%
% of FP17s Relating to Continuations	0	181	0.0%	1.3%	1.3%	1.3%
% of Patients satisfied with the dentistry they have received	0	0	N/A	91.2%	93.1%	93.2%
% of Patients satisfied with the time they had to wait for an appointment	0	0	N/A	85.6%	89.1%	89.0%

* This is based on patients treated on this contract for their most recent course of treatment. Figures in italics indicate the base number of FP17s or Patient Questionnaire responses are less than 100. N/A is shown where the base number of responses is less than 10 during the period. % is calculated as Quantity/Base number*100

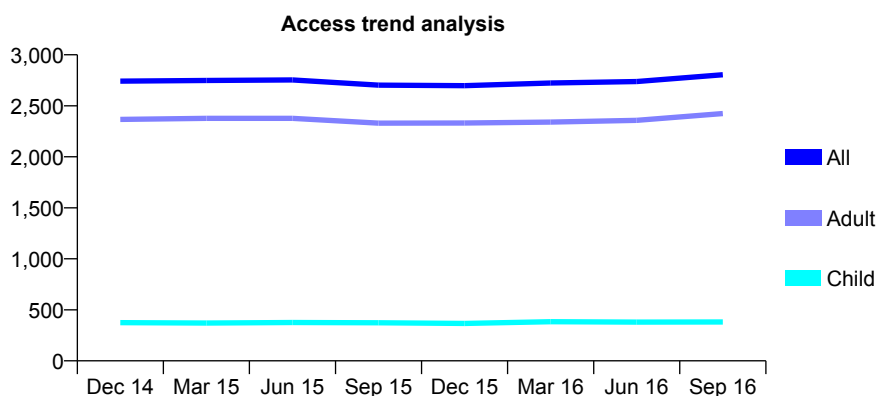
Q56 - Vital Signs At a Glance Contract Report for 205400/0001 - September 2016

Name or company name	MR IS SMITH
Contract type name	GDS Contract
Purpose of contract	General
Contract start date	01/04/2006
Contract end date	

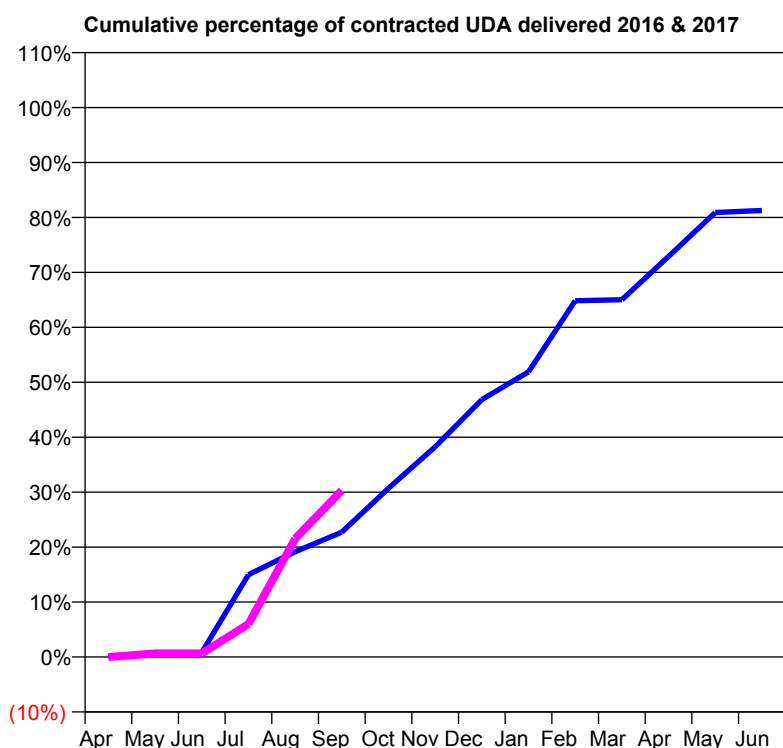
16/17 Contracted general activity (UDA)	11,455
Carry forward general activity (UDA)	0
16/17 Contracted orthodontic activity (UOA)	0
Carry forward orthodontic activity (UOA)	0
Baseline contract value	£251,631.18

ACCESS*

Patients seen in 24 months	Total	Change since previous quarter
Quarter ending September 2015	2,703	
Quarter ending December 2015	2,698	→
Quarter ending March 2016	2,724	→
Quarter ending June 2016	2,738	→
Quarter ending September 2016	2,805	↑
Variance since September 2015	3.8%	↑



ACTIVITY



Adjusted Scheduled Activity (UDA)		
Month	2016	2017
April	0	1
May	94	74
June	94	75
July	1,717	688
August	2,196	2,466
September	2,604	3,473
October	3,517	
November	4,381	
December	5,366	
January	5,943	
February	7,427	
March	7,448	
April	8,348	
May	9,268	
June	9,308	

QUALITY

	Quantity	Base Number	Contract	AT	Region	England
% of FP17s for the same patient ID Re-attending within 3 months - Children	12	300	4.0%	11.3%	12.0%	12.4%
% of FP17s for the same patient ID Re-attending within 3 months - Adults	500	3,013	16.6%	15.2%	15.9%	16.7%
% of FP17s for the same patient ID Re-attending between 3 & 9 months - Children	209	300	69.7%	58.7%	58.6%	57.4%
% of FP17s for the same patient ID Re-attending between 3 & 9 months - Adults	1,816	3,013	60.3%	50.0%	51.6%	50.5%
% of FP17s for Band 1 Urgent Courses	42	1,352	3.1%	9.7%	8.0%	9.1%
% of FP17s Relating to Free Repair or Replacements	2	1,352	0.1%	0.9%	0.8%	0.8%
% of FP17s Relating to Continuations	1	1,352	0.1%	1.3%	1.3%	1.3%
% of Patients satisfied with the dentistry they have received	9	9	N/A	91.2%	93.1%	93.2%
% of Patients satisfied with the time they had to wait for an appointment	9	9	N/A	85.6%	89.1%	89.0%

* This is based on patients treated on this contract for their most recent course of treatment. Figures in italics indicate the base number of FP17s or Patient Questionnaire responses are less than 100. N/A is shown where the base number of responses is less than 10 during the period. % is calculated as Quantity/Base number*100

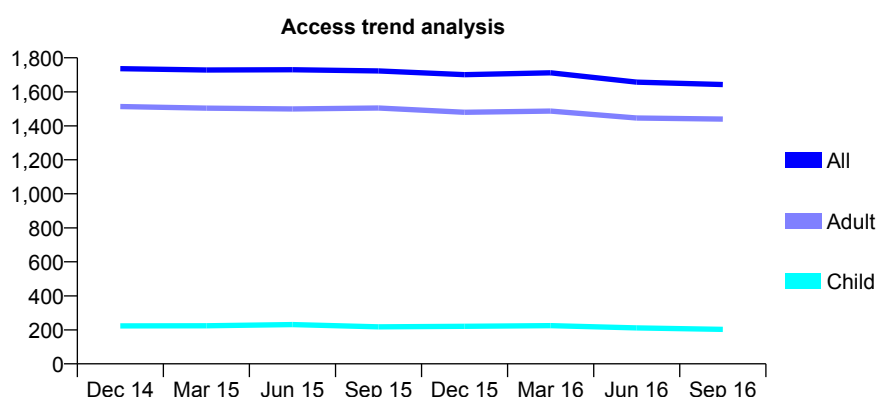
Q56 - Vital Signs At a Glance Contract Report for 209325/0001 - September 2016

Name or company name	MR DW BALDOCK
Contract type name	GDS Contract
Purpose of contract	General and Orthodontic
Contract start date	01/04/2006
Contract end date	

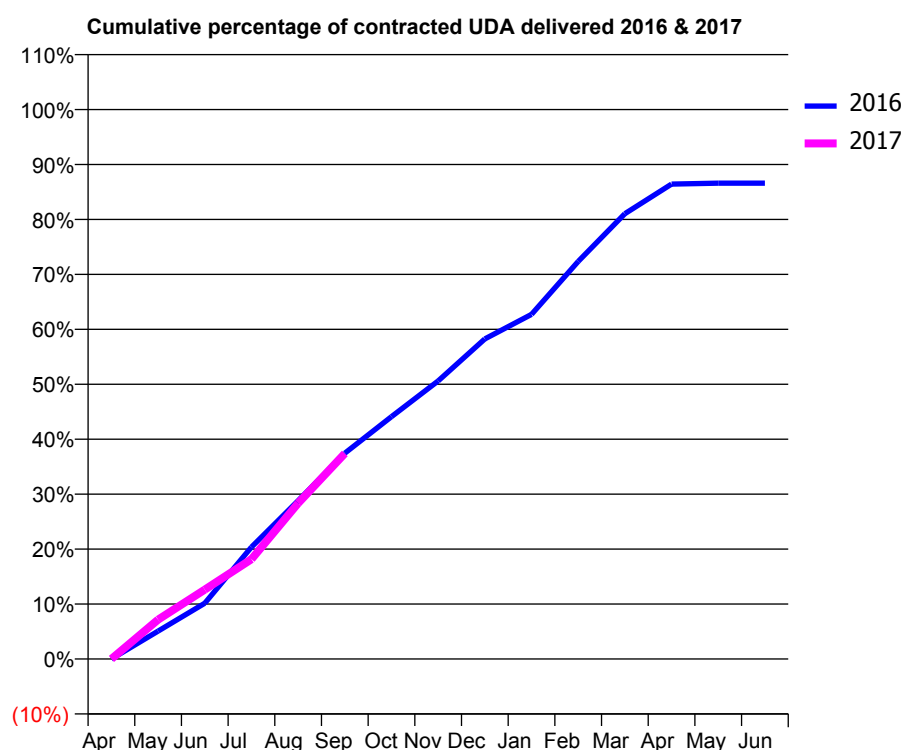
16/17 Contracted general activity (UDA)	4,640
Carry forward general activity (UDA)	0
16/17 Contracted orthodontic activity (UOA)	420
Carry forward orthodontic activity (UOA)	0
Baseline contract value	£172,130.03

ACCESS*

Patients seen in 24 months	Total	Change since previous quarter
Quarter ending September 2015	1,723	
Quarter ending December 2015	1,701	↓
Quarter ending March 2016	1,712	→
Quarter ending June 2016	1,657	↓
Quarter ending September 2016	1,643	→
Variance since September 2015	(4.6%)	↓



ACTIVITY



Adjusted Scheduled Activity (UDA)		
Month	2016	2017
April	0	0
May	235	332
June	472	586
July	945	842
August	1,337	1,315
September	1,738	1,736
October	2,046	
November	2,349	
December	2,703	
January	2,910	
February	3,358	
March	3,760	
April	4,010	
May	4,018	
June	4,018	

QUALITY

	Quantity	Base Number	Contract	AT	Region	England
% of FP17s for the same patient ID Re-attending within 3 months - Children	6	103	5.8%	11.3%	12.0%	12.4%
% of FP17s for the same patient ID Re-attending within 3 months - Adults	79	753	10.5%	15.2%	15.9%	16.7%
% of FP17s for the same patient ID Re-attending between 3 & 9 months - Children	31	103	30.1%	58.7%	58.6%	57.4%
% of FP17s for the same patient ID Re-attending between 3 & 9 months - Adults	261	753	34.7%	50.0%	51.6%	50.5%
% of FP17s for Band 1 Urgent Courses	8	749	1.1%	9.7%	8.0%	9.1%
% of FP17s Relating to Free Repair or Replacements	0	749	0.0%	0.9%	0.8%	0.8%
% of FP17s Relating to Continuations	10	749	1.3%	1.3%	1.3%	1.3%
% of Patients satisfied with the dentistry they have received	4	4	N/A	91.2%	93.1%	93.2%
% of Patients satisfied with the time they had to wait for an appointment	4	4	N/A	85.6%	89.1%	89.0%

* This is based on patients treated on this contract for their most recent course of treatment. Figures in italics indicate the base number of FP17s or Patient Questionnaire responses are less than 100. N/A is shown where the base number of responses is less than 10 during the period. % is calculated as Quantity/Base number*100

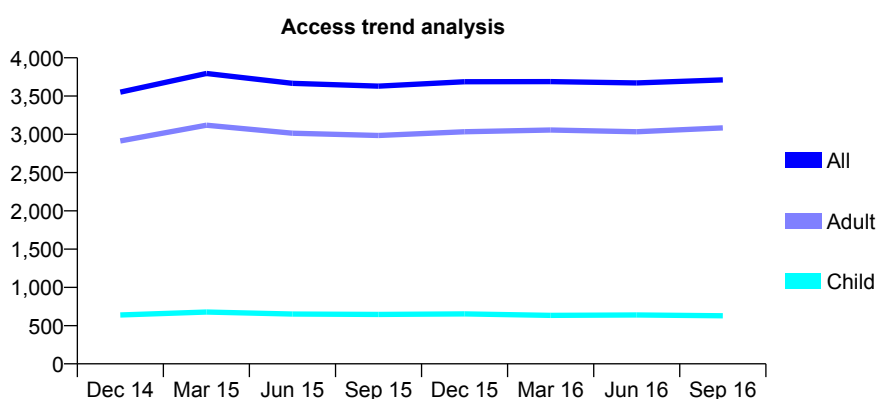
Q56 - Vital Signs At a Glance Contract Report for 213128/0003 - September 2016

Name or company name	MR RA BURKETT
Contract type name	GDS Contract
Purpose of contract	General
Contract start date	28/03/2013
Contract end date	

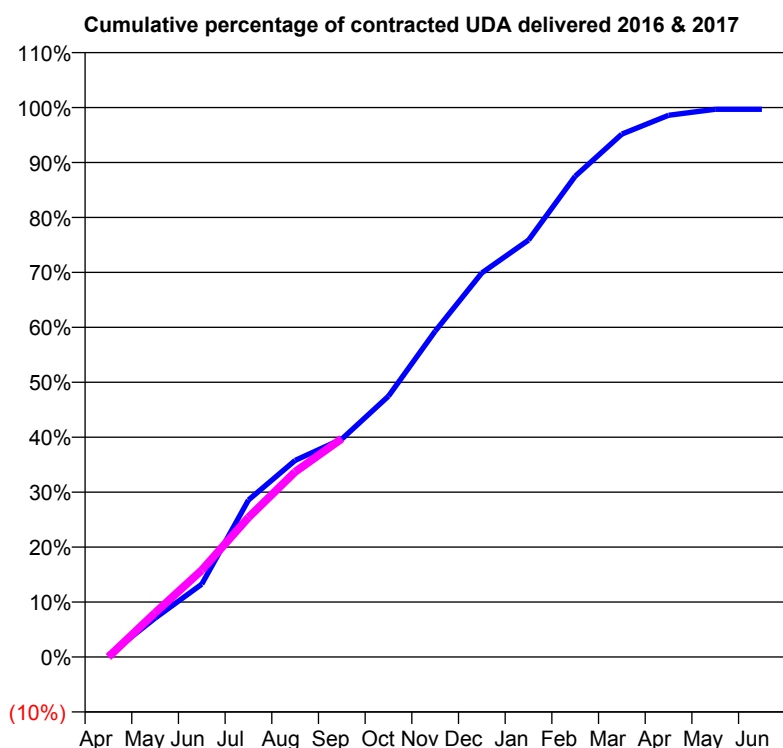
16/17 Contracted general activity (UDA)	7,548
Carry forward general activity (UDA)	0
16/17 Contracted orthodontic activity (UOA)	0
Carry forward orthodontic activity (UOA)	0
Baseline contract value	£165,414.15

ACCESS*

Patients seen in 24 months	Total	Change since previous quarter
Quarter ending September 2015	3,629	
Quarter ending December 2015	3,687	→
Quarter ending March 2016	3,689	→
Quarter ending June 2016	3,671	→
Quarter ending September 2016	3,712	→
Variance since September 2015	2.3%	↑



ACTIVITY



Adjusted Scheduled Activity (UDA)		
Month	2016	2017
April	24	0
May	534	607
June	1,002	1,194
July	2,158	1,917
August	2,701	2,543
September	2,994	3,000
October	3,583	
November	4,475	
December	5,277	
January	5,727	
February	6,605	
March	7,182	
April	7,441	
May	7,524	
June	7,524	

QUALITY

	Quantity	Base Number	Contract	AT	Region	England
% of FP17s for the same patient ID Re-attending within 3 months - Children	14	241	5.8%	11.3%	12.0%	12.4%
% of FP17s for the same patient ID Re-attending within 3 months - Adults	113	1,222	9.2%	15.2%	15.9%	16.7%
% of FP17s for the same patient ID Re-attending between 3 & 9 months - Children	41	241	17.0%	58.7%	58.6%	57.4%
% of FP17s for the same patient ID Re-attending between 3 & 9 months - Adults	303	1,222	24.8%	50.0%	51.6%	50.5%
% of FP17s for Band 1 Urgent Courses	69	1,289	5.4%	9.7%	8.0%	9.1%
% of FP17s Relating to Free Repair or Replacements	1	1,289	0.1%	0.9%	0.8%	0.8%
% of FP17s Relating to Continuations	4	1,289	0.3%	1.3%	1.3%	1.3%
% of Patients satisfied with the dentistry they have received	3	3	N/A	91.2%	93.1%	93.2%
% of Patients satisfied with the time they had to wait for an appointment	3	3	N/A	85.6%	89.1%	89.0%

* This is based on patients treated on this contract for their most recent course of treatment. Figures in italics indicate the base number of FP17s or Patient Questionnaire responses are less than 100. N/A is shown where the base number of responses is less than 10 during the period. % is calculated as Quantity/Base number*100

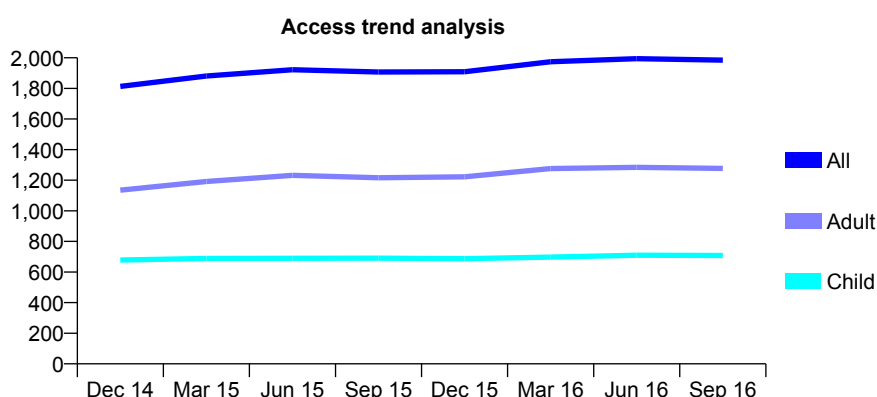
Q56 - Vital Signs At a Glance Contract Report for 214086/0001 - September 2016

Name or company name	MISS BM WILMERS
Contract type name	GDS Contract
Purpose of contract	General
Contract start date	01/04/2006
Contract end date	

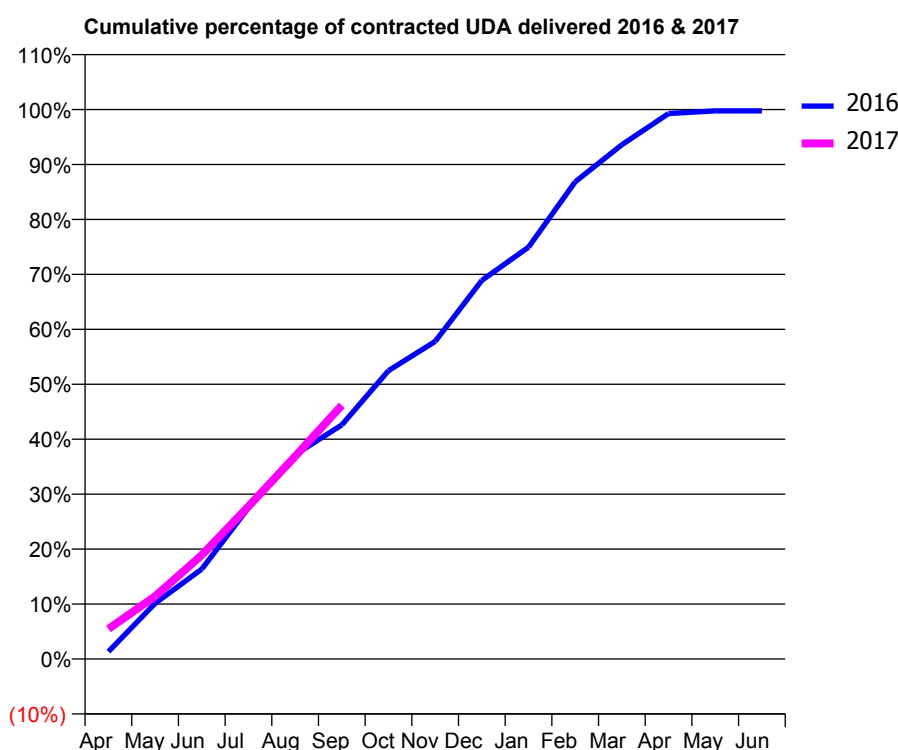
16/17 Contracted general activity (UDA)	4,690
Carry forward general activity (UDA)	11
16/17 Contracted orthodontic activity (UOA)	0
Carry forward orthodontic activity (UOA)	0
Baseline contract value	£105,597.13

ACCESS*

Patients seen in 24 months	Total	Change since previous quarter
Quarter ending September 2015	1,907	
Quarter ending December 2015	1,909	→
Quarter ending March 2016	1,974	↑
Quarter ending June 2016	1,994	→
Quarter ending September 2016	1,985	→
Variance since September 2015	4.1%	↑



ACTIVITY



Adjusted Scheduled Activity (UDA)		
Month	2016	2017
April	63	256
May	476	536
June	768	887
July	1,291	1,302
August	1,745	1,729
September	1,998	2,165
October	2,462	
November	2,711	
December	3,232	
January	3,515	
February	4,072	
March	4,389	
April	4,656	
May	4,679	
June	4,679	

QUALITY

	Quantity	Base Number	Contract	AT	Region	England
% of FP17s for the same patient ID Re-attending within 3 months - Children	38	575	6.6%	11.3%	12.0%	12.4%
% of FP17s for the same patient ID Re-attending within 3 months - Adults	148	954	15.5%	15.2%	15.9%	16.7%
% of FP17s for the same patient ID Re-attending between 3 & 9 months - Children	336	575	58.4%	58.7%	58.6%	57.4%
% of FP17s for the same patient ID Re-attending between 3 & 9 months - Adults	542	954	56.8%	50.0%	51.6%	50.5%
% of FP17s for Band 1 Urgent Courses	104	1,361	7.6%	9.7%	8.0%	9.1%
% of FP17s Relating to Free Repair or Replacements	3	1,361	0.2%	0.9%	0.8%	0.8%
% of FP17s Relating to Continuations	27	1,361	2.0%	1.3%	1.3%	1.3%
% of Patients satisfied with the dentistry they have received	4	4	N/A	91.2%	93.1%	93.2%
% of Patients satisfied with the time they had to wait for an appointment	4	4	N/A	85.6%	89.1%	89.0%

* This is based on patients treated on this contract for their most recent course of treatment. Figures in italics indicate the base number of FP17s or Patient Questionnaire responses are less than 100. N/A is shown where the base number of responses is less than 10 during the period. % is calculated as Quantity/Base number*100

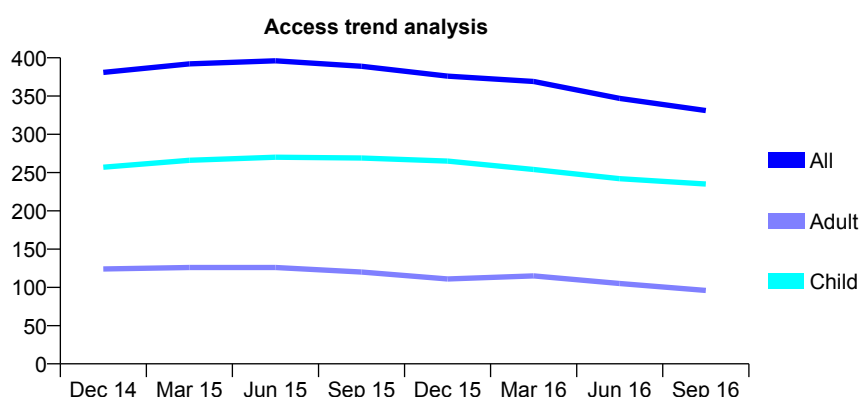
Q56 - Vital Signs At a Glance Contract Report for 215813/0001 - September 2016

Name or company name	MR CJ WHITER
Contract type name	GDS Contract
Purpose of contract	General
Contract start date	01/04/2006
Contract end date	

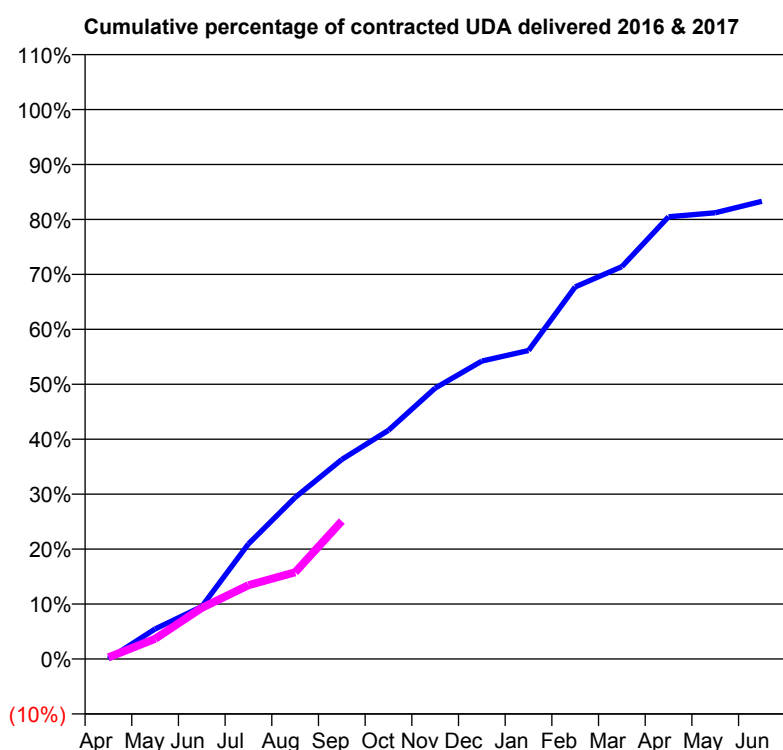
16/17 Contracted general activity (UDA)	679
Carry forward general activity (UDA)	0
16/17 Contracted orthodontic activity (UOA)	0
Carry forward orthodontic activity (UOA)	0
Baseline contract value	£14,031.66

ACCESS*

Patients seen in 24 months	Total	Change since previous quarter
Quarter ending September 2015	389	
Quarter ending December 2015	376	↓
Quarter ending March 2016	369	↓
Quarter ending June 2016	347	↓
Quarter ending September 2016	331	↓
Variance since September 2015	(14.9%)	↓



ACTIVITY



Month	Adjusted Scheduled Activity (UDA)	
	2016	2017
April	0	2
May	37	25
June	65	63
July	142	91
August	200	107
September	247	170
October	283	
November	335	
December	368	
January	381	
February	460	
March	485	
April	546	
May	551	
June	566	

QUALITY

	Quantity	Base Number	Contract	AT	Region	England
% of FP17s for the same patient ID Re-attending within 3 months - Children	13	182	7.1%	11.3%	12.0%	12.4%
% of FP17s for the same patient ID Re-attending within 3 months - Adults	1	31	3.2%	15.2%	15.9%	16.7%
% of FP17s for the same patient ID Re-attending between 3 & 9 months - Children	127	182	69.8%	58.7%	58.6%	57.4%
% of FP17s for the same patient ID Re-attending between 3 & 9 months - Adults	14	31	45.2%	50.0%	51.6%	50.5%
% of FP17s for Band 1 Urgent Courses	2	148	1.4%	9.7%	8.0%	9.1%
% of FP17s Relating to Free Repair or Replacements	0	148	0.0%	0.9%	0.8%	0.8%
% of FP17s Relating to Continuations	0	148	0.0%	1.3%	1.3%	1.3%
% of Patients satisfied with the dentistry they have received	0	0	N/A	91.2%	93.1%	93.2%
% of Patients satisfied with the time they had to wait for an appointment	0	0	N/A	85.6%	89.1%	89.0%

* This is based on patients treated on this contract for their most recent course of treatment. Figures in italics indicate the base number of FP17s or Patient Questionnaire responses are less than 100. N/A is shown where the base number of responses is less than 10 during the period. % is calculated as Quantity/Base number*100

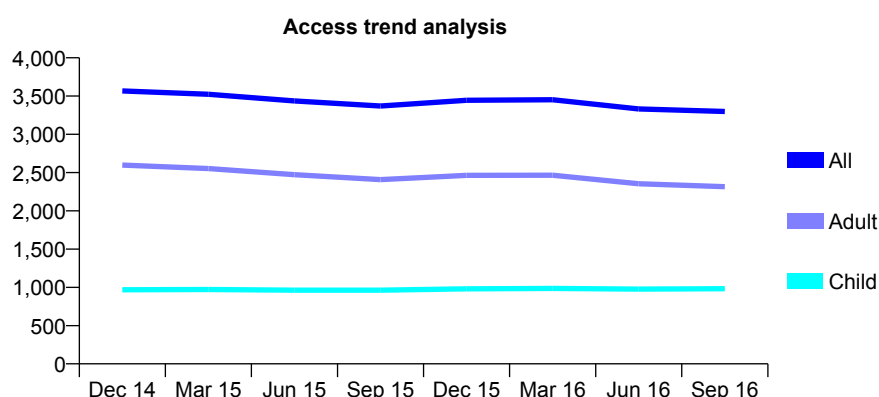
Q56 - Vital Signs At a Glance Contract Report for 215988/0001 - September 2016

Name or company name	MR PG SANDERS
Contract type name	GDS Contract
Purpose of contract	General
Contract start date	01/04/2006
Contract end date	

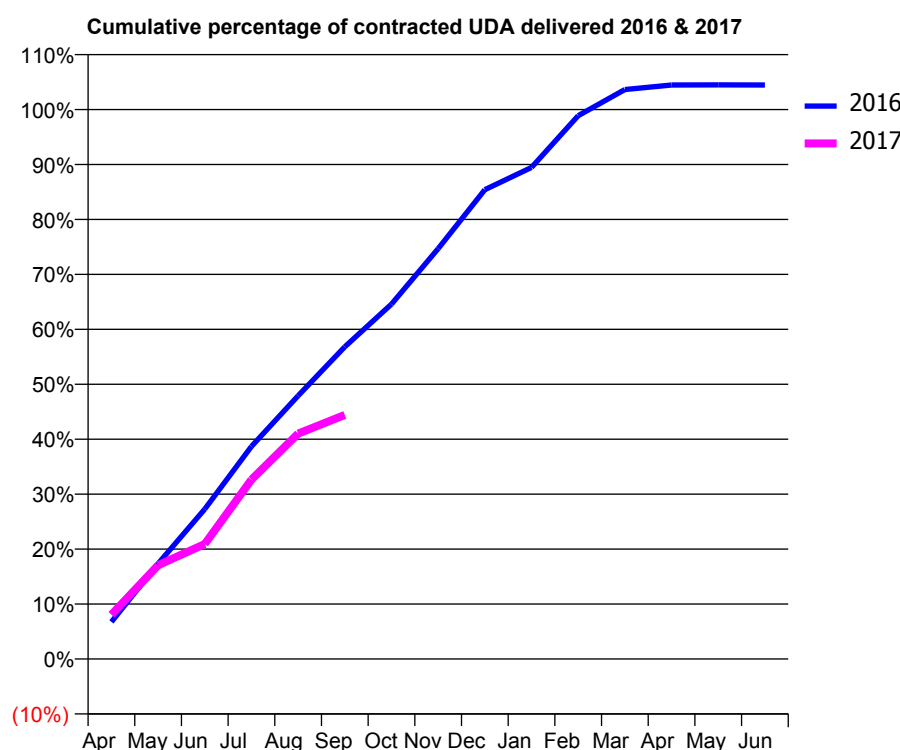
16/17 Contracted general activity (UDA)	6,951
Carry forward general activity (UDA)	-139
16/17 Contracted orthodontic activity (UOA)	0
Carry forward orthodontic activity (UOA)	0
Baseline contract value	£187,760.86

ACCESS*

Patients seen in 24 months	Total	Change since previous quarter
Quarter ending September 2015	3,370	
Quarter ending December 2015	3,445	↑
Quarter ending March 2016	3,451	→
Quarter ending June 2016	3,331	↓
Quarter ending September 2016	3,299	→
Variance since September 2015	(2.1%)	↓



ACTIVITY



Adjusted Scheduled Activity (UDA)		
Month	2016	2017
April	469	562
May	1,206	1,187
June	1,897	1,456
July	2,690	2,269
August	3,330	2,852
September	3,949	3,088
October	4,489	
November	5,192	
December	5,937	
January	6,218	
February	6,873	
March	7,204	
April	7,261	
May	7,262	
June	7,261	

QUALITY

	Quantity	Base Number	Contract	AT	Region	England
% of FP17s for the same patient ID Re-attending within 3 months - Children	115	843	13.6%	11.3%	12.0%	12.4%
% of FP17s for the same patient ID Re-attending within 3 months - Adults	213	1,673	12.7%	15.2%	15.9%	16.7%
% of FP17s for the same patient ID Re-attending between 3 & 9 months - Children	548	843	65.0%	58.7%	58.6%	57.4%
% of FP17s for the same patient ID Re-attending between 3 & 9 months - Adults	1,109	1,673	66.3%	50.0%	51.6%	50.5%
% of FP17s for Band 1 Urgent Courses	110	1,910	5.8%	9.7%	8.0%	9.1%
% of FP17s Relating to Free Repair or Replacements	3	1,910	0.2%	0.9%	0.8%	0.8%
% of FP17s Relating to Continuations	4	1,910	0.2%	1.3%	1.3%	1.3%
% of Patients satisfied with the dentistry they have received	3	3	N/A	91.2%	93.1%	93.2%
% of Patients satisfied with the time they had to wait for an appointment	2	3	N/A	85.6%	89.1%	89.0%

* This is based on patients treated on this contract for their most recent course of treatment. Figures in italics indicate the base number of FP17s or Patient Questionnaire responses are less than 100. N/A is shown where the base number of responses is less than 10 during the period. % is calculated as Quantity/Base number*100

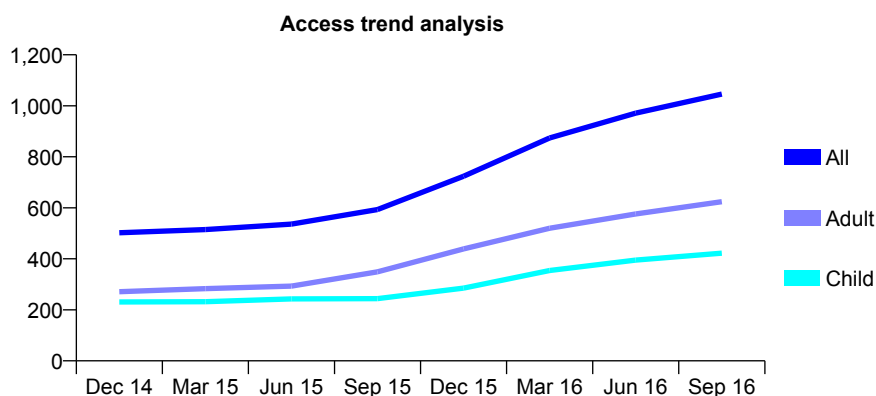
Q56 - Vital Signs At a Glance Contract Report for 220469/0001 - September 2016

Name or company name	Riverside Dental Surgery
Contract type name	GDS Contract
Purpose of contract	General and Orthodontic
Contract start date	01/04/2006
Contract end date	

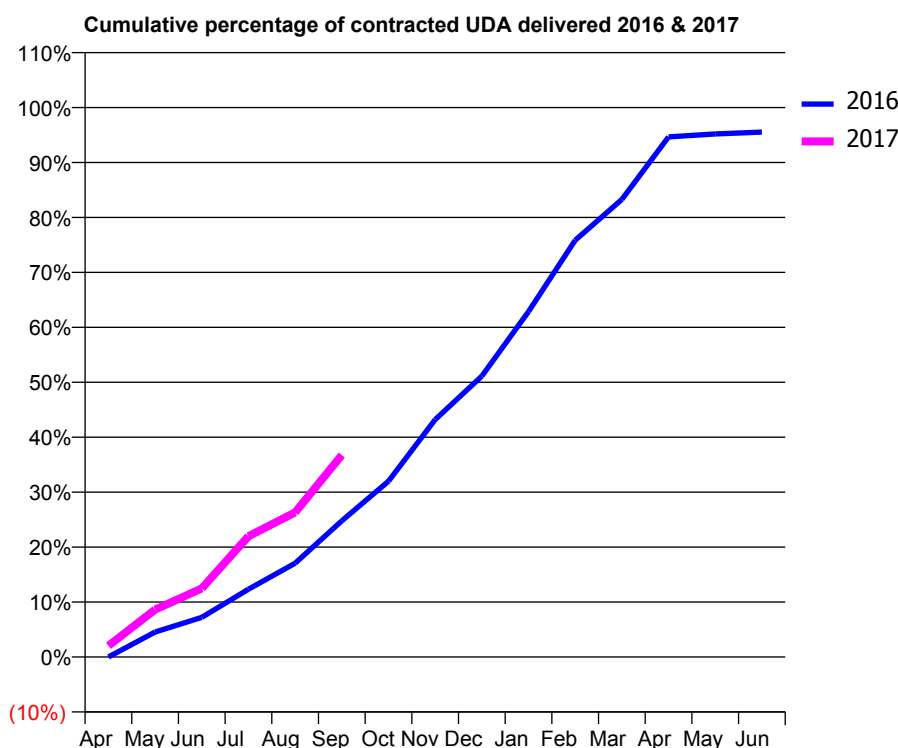
16/17 Contracted general activity (UDA)	2,583
Carry forward general activity (UDA)	0
16/17 Contracted orthodontic activity (UOA)	129
Carry forward orthodontic activity (UOA)	0
Baseline contract value	£65,536.59

ACCESS*

Patients seen in 24 months	Total	Change since previous quarter
Quarter ending September 2015	593	
Quarter ending December 2015	724	↑
Quarter ending March 2016	874	↑
Quarter ending June 2016	971	↑
Quarter ending September 2016	1,046	↑
Variance since September 2015	76.4%	↑



ACTIVITY



Month	Adjusted Scheduled Activity (UDA)	
	2016	2017
April	0	53
May	89	223
June	142	323
July	242	568
August	335	680
September	487	949
October	628	
November	848	
December	1,003	
January	1,234	
February	1,489	
March	1,635	
April	1,858	
May	1,868	
June	1,875	

QUALITY

	Quantity	Base Number	Contract	AT	Region	England
% of FP17s for the same patient ID Re-attending within 3 months - Children	15	306	4.9%	11.3%	12.0%	12.4%
% of FP17s for the same patient ID Re-attending within 3 months - Adults	39	388	10.1%	15.2%	15.9%	16.7%
% of FP17s for the same patient ID Re-attending between 3 & 9 months - Children	151	306	49.3%	58.7%	58.6%	57.4%
% of FP17s for the same patient ID Re-attending between 3 & 9 months - Adults	175	388	45.1%	50.0%	51.6%	50.5%
% of FP17s for Band 1 Urgent Courses	11	537	2.0%	9.7%	8.0%	9.1%
% of FP17s Relating to Free Repair or Replacements	5	537	0.9%	0.9%	0.8%	0.8%
% of FP17s Relating to Continuations	2	537	0.4%	1.3%	1.3%	1.3%
% of Patients satisfied with the dentistry they have received	3	3	N/A	91.2%	93.1%	93.2%
% of Patients satisfied with the time they had to wait for an appointment	2	3	N/A	85.6%	89.1%	89.0%

* This is based on patients treated on this contract for their most recent course of treatment. Figures in italics indicate the base number of FP17s or Patient Questionnaire responses are less than 100. N/A is shown where the base number of responses is less than 10 during the period. % is calculated as Quantity/Base number*100

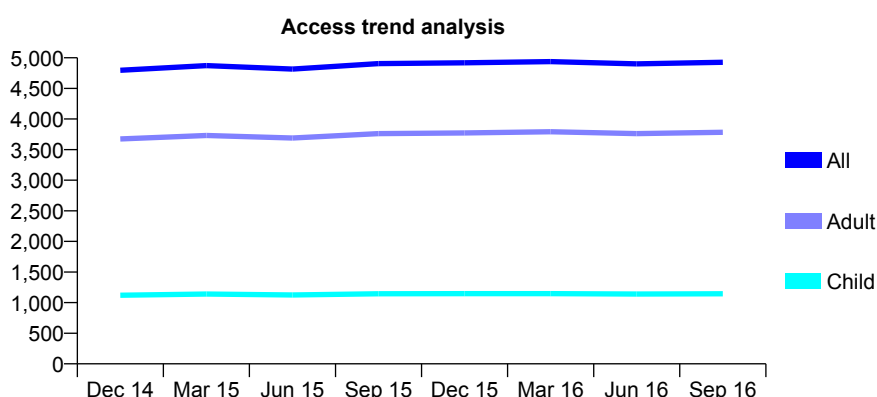
Q56 - Vital Signs At a Glance Contract Report for 222224/0001 - September 2016

Name or company name	MR DA STOTT
Contract type name	GDS Contract
Purpose of contract	General and Orthodontic
Contract start date	01/04/2006
Contract end date	

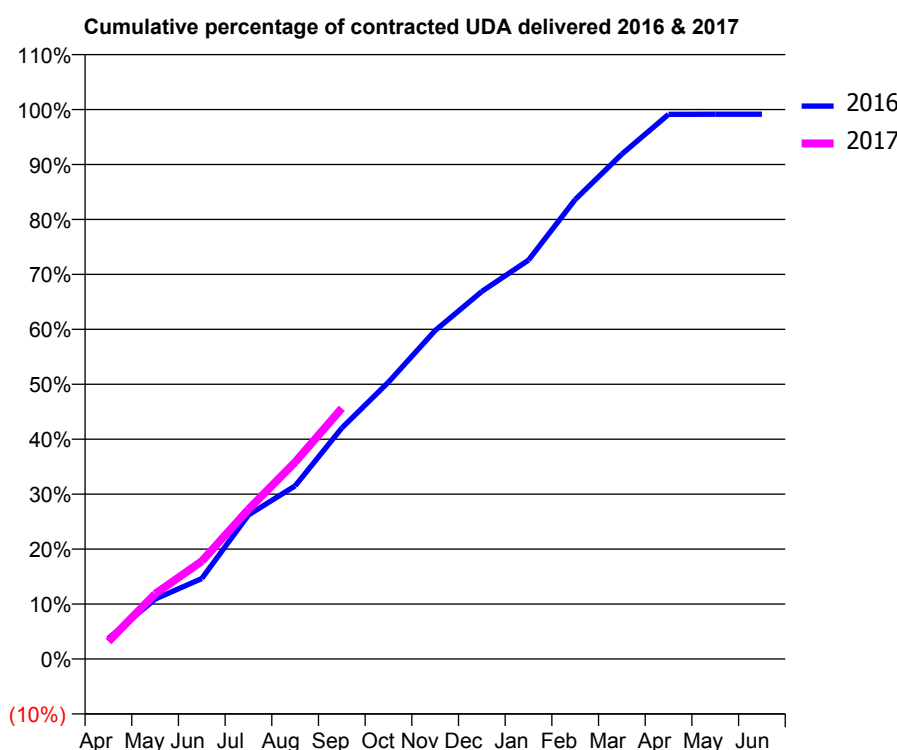
16/17 Contracted general activity (UDA)	12,808
Carry forward general activity (UDA)	111
16/17 Contracted orthodontic activity (UOA)	602
Carry forward orthodontic activity (UOA)	-5
Baseline contract value	£339,638.57

ACCESS*

Patients seen in 24 months	Total	Change since previous quarter
Quarter ending September 2015	4,905	
Quarter ending December 2015	4,919	→
Quarter ending March 2016	4,938	→
Quarter ending June 2016	4,901	→
Quarter ending September 2016	4,928	→
Variance since September 2015	0.5%	→



ACTIVITY



Adjusted Scheduled Activity (UDA)		
Month	2016	2017
April	479	409
May	1,396	1,518
June	1,874	2,280
July	3,357	3,489
August	4,036	4,588
September	5,385	5,844
October	6,454	
November	7,657	
December	8,567	
January	9,297	
February	10,709	
March	11,768	
April	12,694	
May	12,697	
June	12,697	

QUALITY

	Quantity	Base Number	Contract	AT	Region	England
% of FP17s for the same patient ID Re-attending within 3 months - Children	104	1,037	10.0%	11.3%	12.0%	12.4%
% of FP17s for the same patient ID Re-attending within 3 months - Adults	337	3,123	10.8%	15.2%	15.9%	16.7%
% of FP17s for the same patient ID Re-attending between 3 & 9 months - Children	681	1,037	65.7%	58.7%	58.6%	57.4%
% of FP17s for the same patient ID Re-attending between 3 & 9 months - Adults	2,133	3,123	68.3%	50.0%	51.6%	50.5%
% of FP17s for Band 1 Urgent Courses	161	3,010	5.3%	9.7%	8.0%	9.1%
% of FP17s Relating to Free Repair or Replacements	48	3,010	1.6%	0.9%	0.8%	0.8%
% of FP17s Relating to Continuations	43	3,010	1.4%	1.3%	1.3%	1.3%
% of Patients satisfied with the dentistry they have received	6	6	N/A	91.2%	93.1%	93.2%
% of Patients satisfied with the time they had to wait for an appointment	4	6	N/A	85.6%	89.1%	89.0%

* This is based on patients treated on this contract for their most recent course of treatment. Figures in italics indicate the base number of FP17s or Patient Questionnaire responses are less than 100. N/A is shown where the base number of responses is less than 10 during the period. % is calculated as Quantity/Base number*100

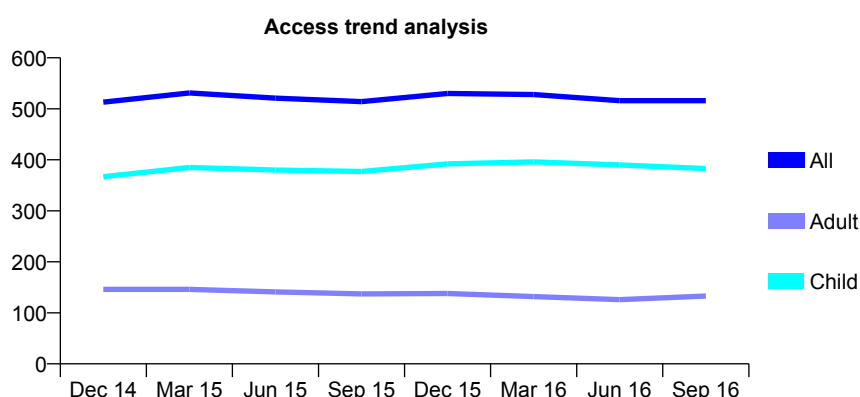
Q56 - Vital Signs At a Glance Contract Report for 229105/0001 - September 2016

Name or company name	MR DP BELLAMY
Contract type name	GDS Contract
Purpose of contract	General
Contract start date	01/04/2006
Contract end date	

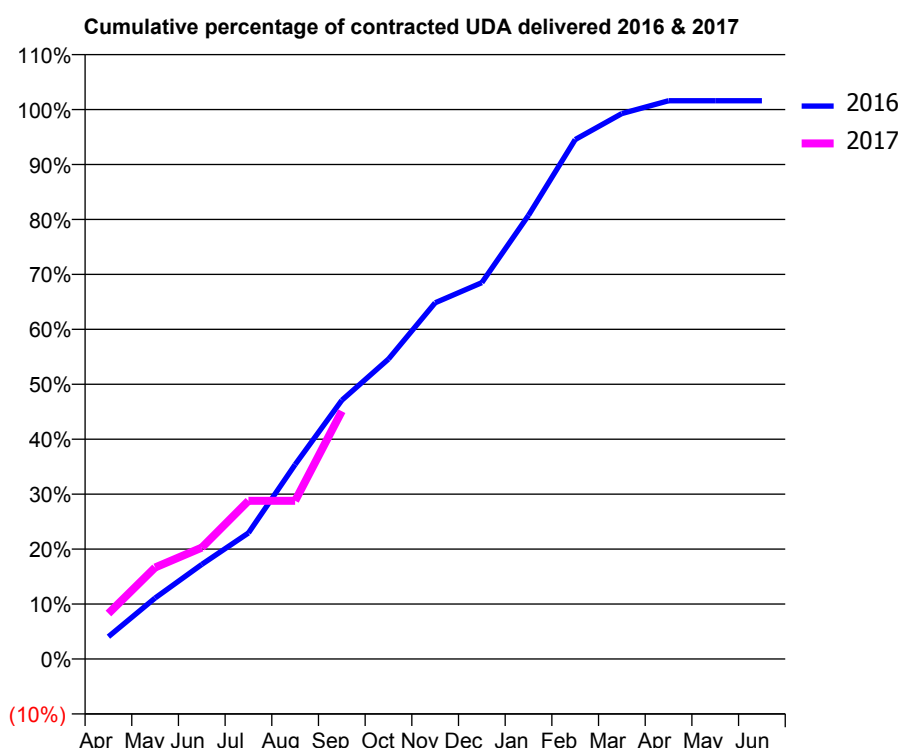
16/17 Contracted general activity (UDA)	909
Carry forward general activity (UDA)	-14
16/17 Contracted orthodontic activity (UOA)	0
Carry forward orthodontic activity (UOA)	0
Baseline contract value	£24,182.51

ACCESS*

Patients seen in 24 months	Total	Change since previous quarter
Quarter ending September 2015	514	
Quarter ending December 2015	530	↑
Quarter ending March 2016	528	→
Quarter ending June 2016	516	↓
Quarter ending September 2016	516	→
Variance since September 2015	0.4%	→



ACTIVITY



Adjusted Scheduled Activity (UDA)		
Month	2016	2017
April	37	75
May	101	151
June	156	184
July	209	262
August	322	262
September	428	410
October	496	
November	589	
December	623	
January	734	
February	859	
March	902	
April	923	
May	923	
June	923	

QUALITY

	Quantity	Base Number	Contract	AT	Region	England
% of FP17s for the same patient ID Re-attending within 3 months - Children	10	278	3.6%	11.3%	12.0%	12.4%
% of FP17s for the same patient ID Re-attending within 3 months - Adults	3	61	4.9%	15.2%	15.9%	16.7%
% of FP17s for the same patient ID Re-attending between 3 & 9 months - Children	186	278	66.9%	58.7%	58.6%	57.4%
% of FP17s for the same patient ID Re-attending between 3 & 9 months - Adults	33	61	54.1%	50.0%	51.6%	50.5%
% of FP17s for Band 1 Urgent Courses	5	325	1.5%	9.7%	8.0%	9.1%
% of FP17s Relating to Free Repair or Replacements	0	325	0.0%	0.9%	0.8%	0.8%
% of FP17s Relating to Continuations	2	325	0.6%	1.3%	1.3%	1.3%
% of Patients satisfied with the dentistry they have received	1	1	N/A	91.2%	93.1%	93.2%
% of Patients satisfied with the time they had to wait for an appointment	1	1	N/A	85.6%	89.1%	89.0%

* This is based on patients treated on this contract for their most recent course of treatment. Figures in italics indicate the base number of FP17s or Patient Questionnaire responses are less than 100. N/A is shown where the base number of responses is less than 10 during the period. % is calculated as Quantity/Base number*100

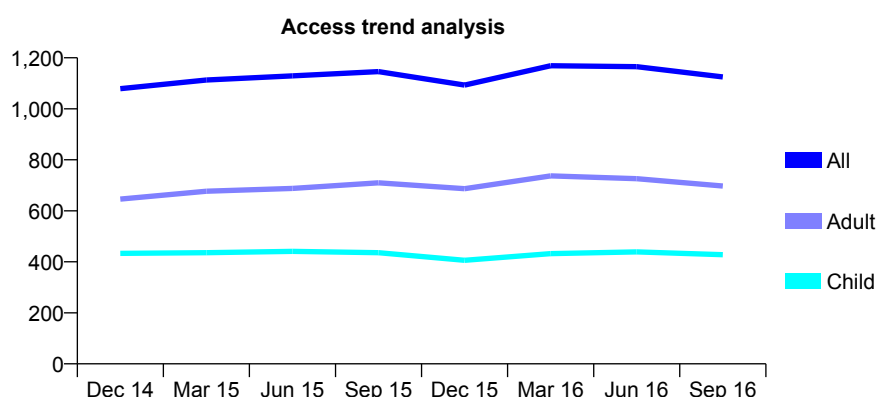
Q56 - Vital Signs At a Glance Contract Report for 232475/0001 - September 2016

Name or company name	MR ST NICOL
Contract type name	GDS Contract
Purpose of contract	General
Contract start date	01/04/2006
Contract end date	

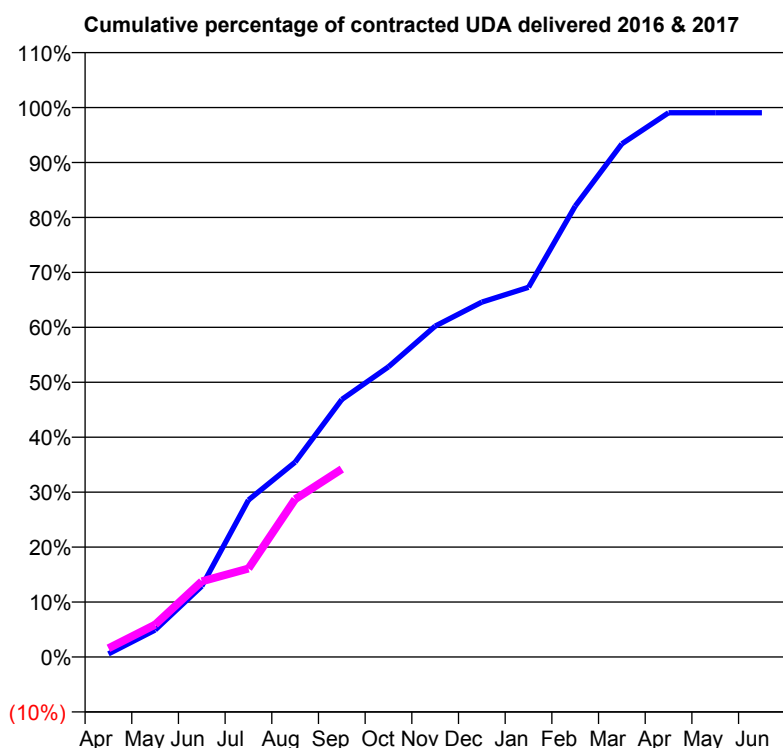
16/17 Contracted general activity (UDA)	4,022
Carry forward general activity (UDA)	38
16/17 Contracted orthodontic activity (UOA)	0
Carry forward orthodontic activity (UOA)	0
Baseline contract value	£119,075.02

ACCESS*

Patients seen in 24 months	Total	Change since previous quarter
Quarter ending September 2015	1,146	
Quarter ending December 2015	1,093	↓
Quarter ending March 2016	1,169	↑
Quarter ending June 2016	1,165	→
Quarter ending September 2016	1,125	↓
Variance since September 2015	(1.8%)	↓



ACTIVITY



Adjusted Scheduled Activity (UDA)		
Month	2016	2017
April	23	64
May	198	237
June	519	554
July	1,149	647
August	1,426	1,155
September	1,886	1,375
October	2,124	
November	2,422	
December	2,597	
January	2,706	
February	3,301	
March	3,756	
April	3,984	
May	3,984	
June	3,984	

QUALITY

	Quantity	Base Number	Contract	AT	Region	England
% of FP17s for the same patient ID Re-attending within 3 months - Children	20	315	6.3%	11.3%	12.0%	12.4%
% of FP17s for the same patient ID Re-attending within 3 months - Adults	66	430	15.3%	15.2%	15.9%	16.7%
% of FP17s for the same patient ID Re-attending between 3 & 9 months - Children	173	315	54.9%	58.7%	58.6%	57.4%
% of FP17s for the same patient ID Re-attending between 3 & 9 months - Adults	187	430	43.5%	50.0%	51.6%	50.5%
% of FP17s for Band 1 Urgent Courses	37	677	5.5%	9.7%	8.0%	9.1%
% of FP17s Relating to Free Repair or Replacements	1	677	0.1%	0.9%	0.8%	0.8%
% of FP17s Relating to Continuations	17	677	2.5%	1.3%	1.3%	1.3%
% of Patients satisfied with the dentistry they have received	0	0	N/A	91.2%	93.1%	93.2%
% of Patients satisfied with the time they had to wait for an appointment	0	0	N/A	85.6%	89.1%	89.0%

* This is based on patients treated on this contract for their most recent course of treatment. Figures in italics indicate the base number of FP17s or Patient Questionnaire responses are less than 100. N/A is shown where the base number of responses is less than 10 during the period. % is calculated as Quantity/Base number*100

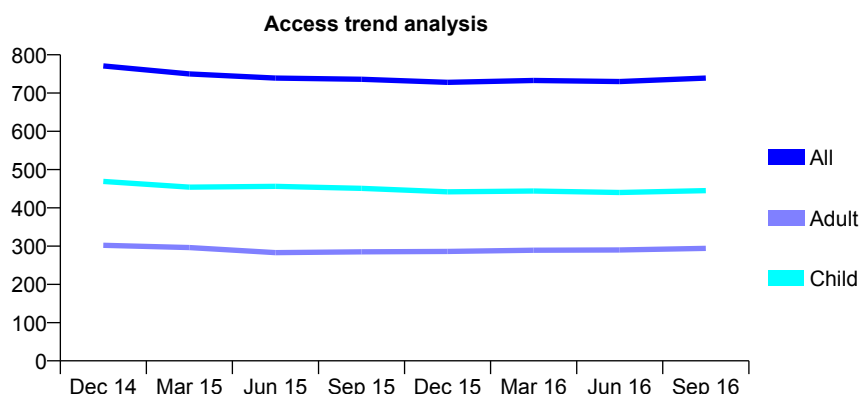
Q56 - Vital Signs At a Glance Contract Report for 233129/0001 - September 2016

Name or company name	MR RF TILLY
Contract type name	GDS Contract
Purpose of contract	General
Contract start date	01/04/2006
Contract end date	

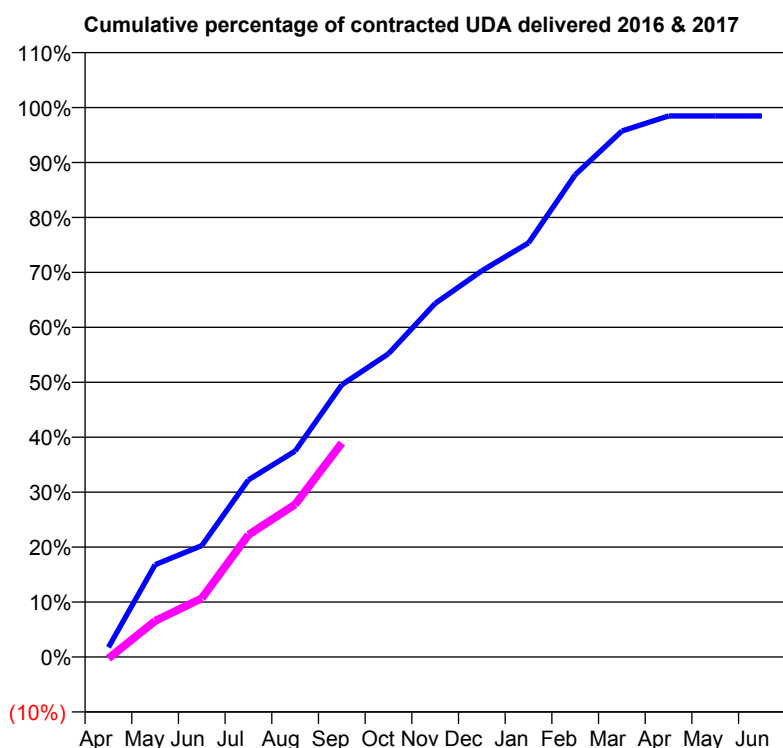
16/17 Contracted general activity (UDA)	1,750
Carry forward general activity (UDA)	27
16/17 Contracted orthodontic activity (UOA)	0
Carry forward orthodontic activity (UOA)	0
Baseline contract value	£37,059.70

ACCESS*

Patients seen in 24 months	Total	Change since previous quarter
Quarter ending September 2015	736	
Quarter ending December 2015	728	↓
Quarter ending March 2016	733	→
Quarter ending June 2016	730	→
Quarter ending September 2016	739	→
Variance since September 2015	0.4%	→



ACTIVITY



Adjusted Scheduled Activity (UDA)		
Month	2016	2017
April	31	-5
May	294	115
June	355	187
July	564	389
August	656	486
September	867	681
October	966	
November	1,126	
December	1,230	
January	1,319	
February	1,536	
March	1,675	
April	1,723	
May	1,723	
June	1,723	

QUALITY

	Quantity	Base Number	Contract	AT	Region	England
% of FP17s for the same patient ID Re-attending within 3 months - Children	12	338	3.6%	11.3%	12.0%	12.4%
% of FP17s for the same patient ID Re-attending within 3 months - Adults	15	179	8.4%	15.2%	15.9%	16.7%
% of FP17s for the same patient ID Re-attending between 3 & 9 months - Children	243	338	71.9%	58.7%	58.6%	57.4%
% of FP17s for the same patient ID Re-attending between 3 & 9 months - Adults	117	179	65.4%	50.0%	51.6%	50.5%
% of FP17s for Band 1 Urgent Courses	1	489	0.2%	9.7%	8.0%	9.1%
% of FP17s Relating to Free Repair or Replacements	0	489	0.0%	0.9%	0.8%	0.8%
% of FP17s Relating to Continuations	0	489	0.0%	1.3%	1.3%	1.3%
% of Patients satisfied with the dentistry they have received	0	0	N/A	91.2%	93.1%	93.2%
% of Patients satisfied with the time they had to wait for an appointment	0	0	N/A	85.6%	89.1%	89.0%

* This is based on patients treated on this contract for their most recent course of treatment. Figures in italics indicate the base number of FP17s or Patient Questionnaire responses are less than 100. N/A is shown where the base number of responses is less than 10 during the period. % is calculated as Quantity/Base number*100

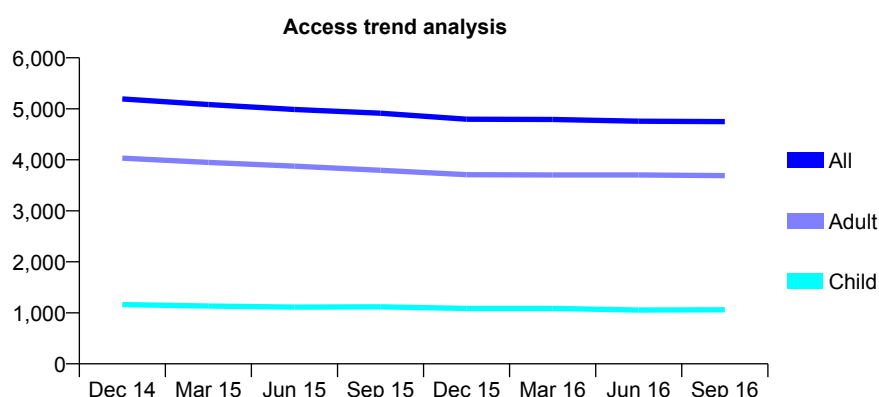
Q56 - Vital Signs At a Glance Contract Report for 244333/0002 - September 2016

Name or company name	MR H MORILLO-GONZALES DE V
Contract type name	GDS Contract
Purpose of contract	General
Contract start date	16/09/2008
Contract end date	

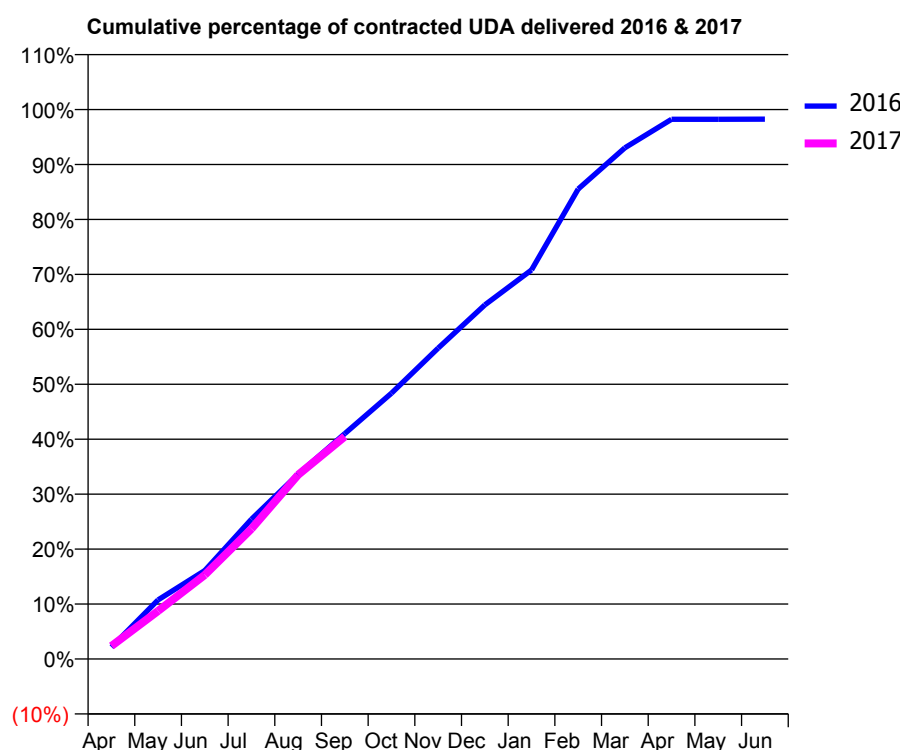
16/17 Contracted general activity (UDA)	14,224
Carry forward general activity (UDA)	248
16/17 Contracted orthodontic activity (UOA)	0
Carry forward orthodontic activity (UOA)	0
Baseline contract value	£356,255.97

ACCESS*

Patients seen in 24 months	Total	Change since previous quarter
Quarter ending September 2015	4,914	
Quarter ending December 2015	4,795	↓
Quarter ending March 2016	4,791	→
Quarter ending June 2016	4,758	→
Quarter ending September 2016	4,750	→
Variance since September 2015	(3.3%)	↓



ACTIVITY



Adjusted Scheduled Activity (UDA)		
Month	2016	2017
April	308	337
May	1,531	1,246
June	2,291	2,178
July	3,620	3,372
August	4,785	4,768
September	5,835	5,760
October	6,880	
November	8,048	
December	9,165	
January	10,069	
February	12,165	
March	13,234	
April	13,971	
May	13,971	
June	13,976	

QUALITY

	Quantity	Base Number	Contract	AT	Region	England
% of FP17s for the same patient ID Re-attending within 3 months - Children	44	782	5.6%	11.3%	12.0%	12.4%
% of FP17s for the same patient ID Re-attending within 3 months - Adults	382	2,591	14.7%	15.2%	15.9%	16.7%
% of FP17s for the same patient ID Re-attending between 3 & 9 months - Children	474	782	60.6%	58.7%	58.6%	57.4%
% of FP17s for the same patient ID Re-attending between 3 & 9 months - Adults	1,282	2,591	49.5%	50.0%	51.6%	50.5%
% of FP17s for Band 1 Urgent Courses	208	2,712	7.7%	9.7%	8.0%	9.1%
% of FP17s Relating to Free Repair or Replacements	29	2,712	1.1%	0.9%	0.8%	0.8%
% of FP17s Relating to Continuations	67	2,712	2.5%	1.3%	1.3%	1.3%
% of Patients satisfied with the dentistry they have received	7	8	N/A	91.2%	93.1%	93.2%
% of Patients satisfied with the time they had to wait for an appointment	6	8	N/A	85.6%	89.1%	89.0%

* This is based on patients treated on this contract for their most recent course of treatment. Figures in italics indicate the base number of FP17s or Patient Questionnaire responses are less than 100. N/A is shown where the base number of responses is less than 10 during the period. % is calculated as Quantity/Base number*100

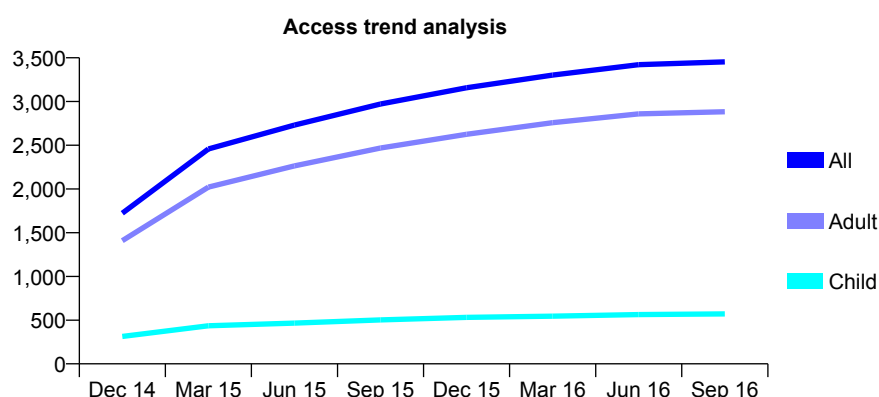
Q56 - Vital Signs At a Glance Contract Report for 245887/0001 - September 2016

Name or company name	MS CA FROST
Contract type name	PDS Contract
Purpose of contract	General
Contract start date	01/08/2014
Contract end date	31/07/2019

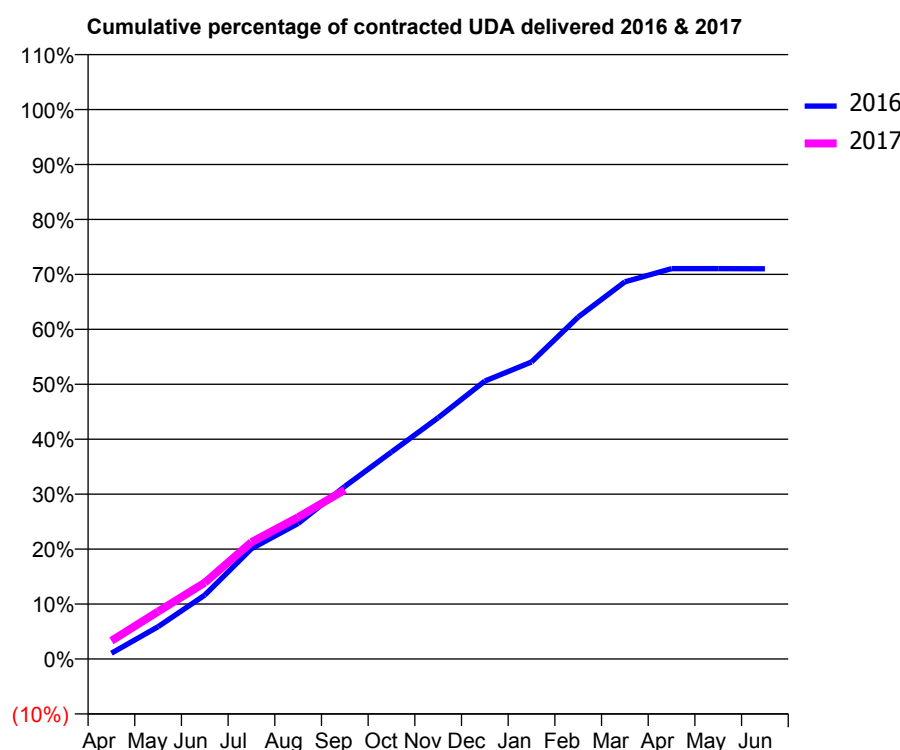
16/17 Contracted general activity (UDA)	14,750
Carry forward general activity (UDA)	24
16/17 Contracted orthodontic activity (UOA)	0
Carry forward orthodontic activity (UOA)	0
Baseline contract value	£428,996.15

ACCESS*

Patients seen in 24 months	Total	Change since previous quarter
Quarter ending September 2015	2,971	
Quarter ending December 2015	3,158	↑
Quarter ending March 2016	3,303	↑
Quarter ending June 2016	3,421	↑
Quarter ending September 2016	3,454	→
Variance since September 2015	16.3%	↑



ACTIVITY



Adjusted Scheduled Activity (UDA)		
Month	2016	2017
April	155	488
May	868	1,278
June	1,717	2,049
July	2,962	3,137
August	3,640	3,805
September	4,635	4,540
October	5,558	
November	6,476	
December	7,462	
January	7,974	
February	9,179	
March	10,125	
April	10,479	
May	10,479	
June	10,476	

QUALITY

	Quantity	Base Number	Contract	AT	Region	England
% of FP17s for the same patient ID Re-attending within 3 months - Children	31	440	7.0%	11.3%	12.0%	12.4%
% of FP17s for the same patient ID Re-attending within 3 months - Adults	291	1,993	14.6%	15.2%	15.9%	16.7%
% of FP17s for the same patient ID Re-attending between 3 & 9 months - Children	281	440	63.9%	58.7%	58.6%	57.4%
% of FP17s for the same patient ID Re-attending between 3 & 9 months - Adults	1,121	1,993	56.2%	50.0%	51.6%	50.5%
% of FP17s for Band 1 Urgent Courses	260	2,284	11.4%	9.7%	8.0%	9.1%
% of FP17s Relating to Free Repair or Replacements	34	2,284	1.5%	0.9%	0.8%	0.8%
% of FP17s Relating to Continuations	33	2,284	1.4%	1.3%	1.3%	1.3%
% of Patients satisfied with the dentistry they have received	4	4	N/A	91.2%	93.1%	93.2%
% of Patients satisfied with the time they had to wait for an appointment	4	4	N/A	85.6%	89.1%	89.0%

* This is based on patients treated on this contract for their most recent course of treatment. Figures in italics indicate the base number of FP17s or Patient Questionnaire responses are less than 100. N/A is shown where the base number of responses is less than 10 during the period. % is calculated as Quantity/Base number*100

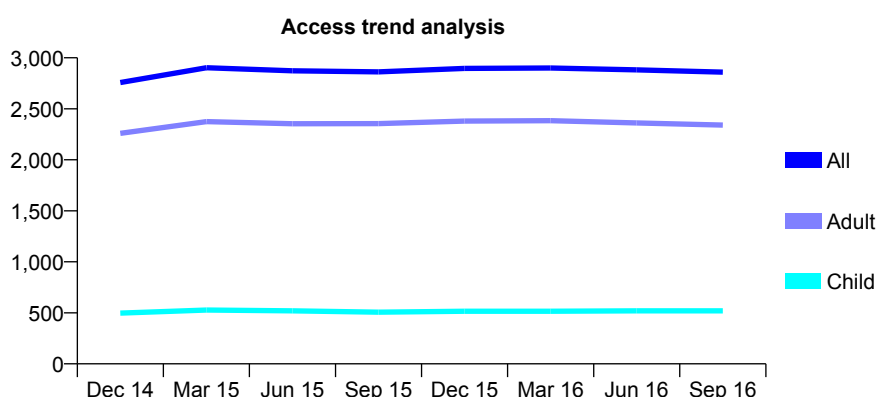
Q56 - Vital Signs At a Glance Contract Report for 248940/0003 - September 2016

Name or company name	MR SR PATEL
Contract type name	GDS Contract
Purpose of contract	General
Contract start date	01/04/2013
Contract end date	

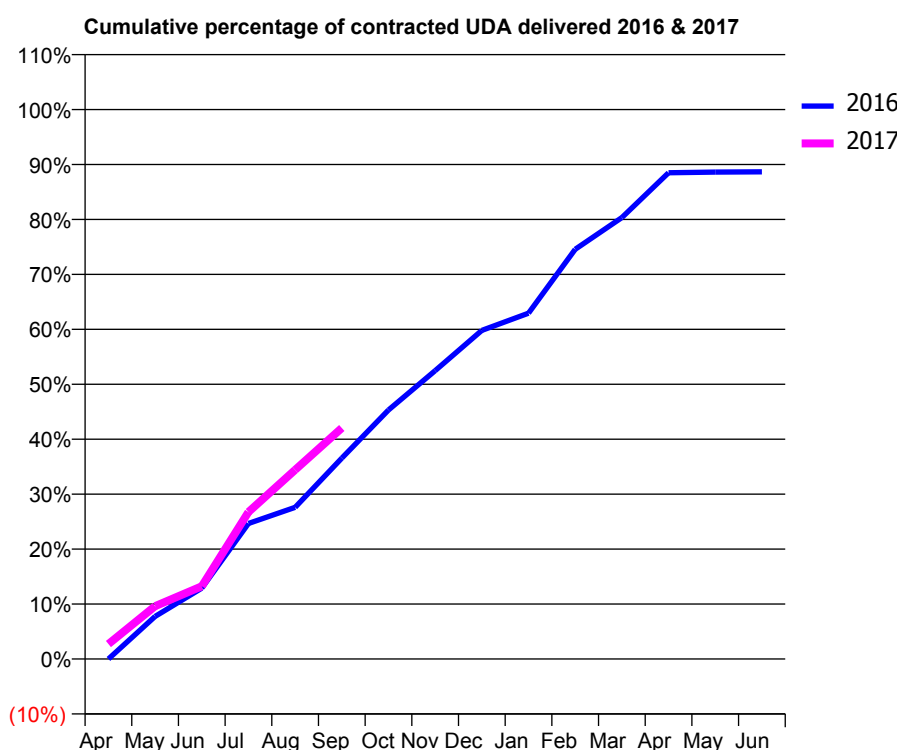
16/17 Contracted general activity (UDA)	5,810
Carry forward general activity (UDA)	0
16/17 Contracted orthodontic activity (UOA)	0
Carry forward orthodontic activity (UOA)	0
Baseline contract value	£135,977.10

ACCESS*

Patients seen in 24 months	Total	Change since previous quarter
Quarter ending September 2015	2,862	
Quarter ending December 2015	2,896	→
Quarter ending March 2016	2,900	→
Quarter ending June 2016	2,882	→
Quarter ending September 2016	2,859	→
Variance since September 2015	(0.1%)	→



ACTIVITY



Adjusted Scheduled Activity (UDA)		
Month	2016	2017
April	0	158
May	450	559
June	749	769
July	1,433	1,554
August	1,604	2,001
September	2,125	2,442
October	2,633	
November	3,049	
December	3,474	
January	3,656	
February	4,333	
March	4,668	
April	5,142	
May	5,148	
June	5,151	

QUALITY

	Quantity	Base Number	Contract	AT	Region	England
% of FP17s for the same patient ID Re-attending within 3 months - Children	7	378	1.9%	11.3%	12.0%	12.4%
% of FP17s for the same patient ID Re-attending within 3 months - Adults	66	1,237	5.3%	15.2%	15.9%	16.7%
% of FP17s for the same patient ID Re-attending between 3 & 9 months - Children	257	378	68.0%	58.7%	58.6%	57.4%
% of FP17s for the same patient ID Re-attending between 3 & 9 months - Adults	293	1,237	23.7%	50.0%	51.6%	50.5%
% of FP17s for Band 1 Urgent Courses	11	1,352	0.8%	9.7%	8.0%	9.1%
% of FP17s Relating to Free Repair or Replacements	0	1,352	0.0%	0.9%	0.8%	0.8%
% of FP17s Relating to Continuations	11	1,352	0.8%	1.3%	1.3%	1.3%
% of Patients satisfied with the dentistry they have received	2	2	N/A	91.2%	93.1%	93.2%
% of Patients satisfied with the time they had to wait for an appointment	2	2	N/A	85.6%	89.1%	89.0%

* This is based on patients treated on this contract for their most recent course of treatment. Figures in italics indicate the base number of FP17s or Patient Questionnaire responses are less than 100. N/A is shown where the base number of responses is less than 10 during the period. % is calculated as Quantity/Base number*100

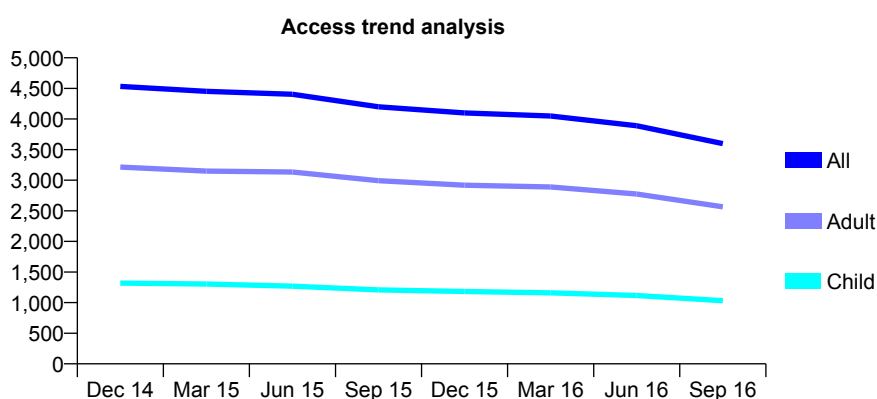
Q56 - Vital Signs At a Glance Contract Report for 250821/0002 - September 2016

Name or company name	MR A NOROOZI RAD
Contract type name	GDS Contract
Purpose of contract	General
Contract start date	01/01/2013
Contract end date	

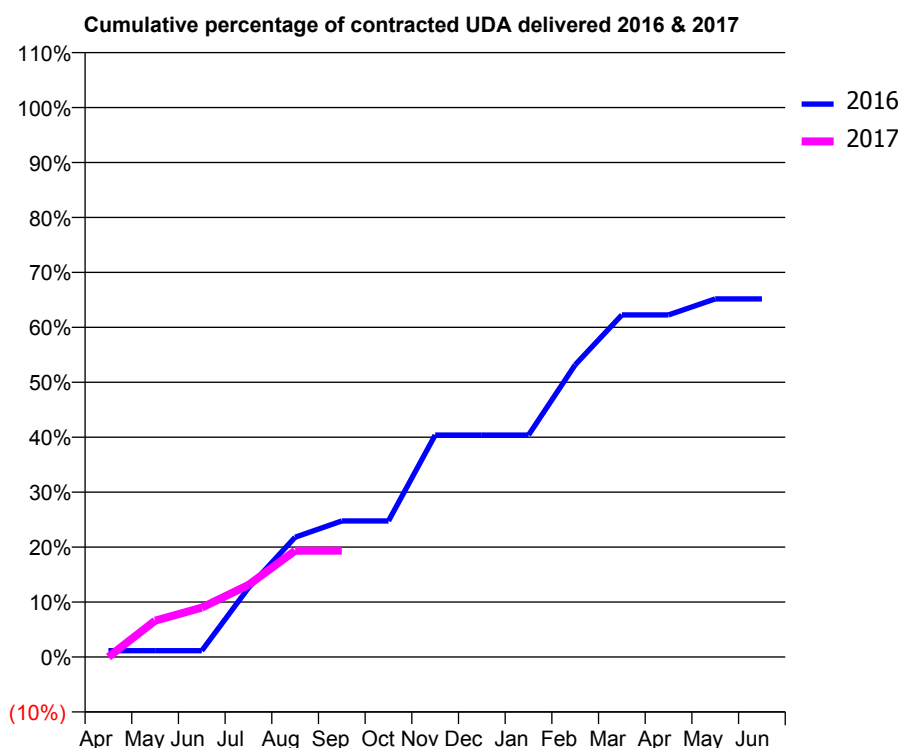
16/17 Contracted general activity (UDA)	17,953
Carry forward general activity (UDA)	0
16/17 Contracted orthodontic activity (UOA)	0
Carry forward orthodontic activity (UOA)	0
Baseline contract value	£419,019.56

ACCESS*

Patients seen in 24 months	Total	Change since previous quarter
Quarter ending September 2015	4,199	
Quarter ending December 2015	4,099	↓
Quarter ending March 2016	4,050	↓
Quarter ending June 2016	3,891	↓
Quarter ending September 2016	3,598	↓
Variance since September 2015	(14.3%)	↓



ACTIVITY



Adjusted Scheduled Activity (UDA)		
Month	2016	2017
April	205	0
May	205	1,187
June	205	1,613
July	2,260	2,353
August	3,914	3,476
September	4,446	3,476
October	4,446	
November	7,250	
December	7,250	
January	7,250	
February	9,547	
March	11,177	
April	11,177	
May	11,698	
June	11,698	

QUALITY

	Quantity	Base Number	Contract	AT	Region	England
% of FP17s for the same patient ID Re-attending within 3 months - Children	32	427	7.5%	11.3%	12.0%	12.4%
% of FP17s for the same patient ID Re-attending within 3 months - Adults	123	897	13.7%	15.2%	15.9%	16.7%
% of FP17s for the same patient ID Re-attending between 3 & 9 months - Children	154	427	36.1%	58.7%	58.6%	57.4%
% of FP17s for the same patient ID Re-attending between 3 & 9 months - Adults	377	897	42.0%	50.0%	51.6%	50.5%
% of FP17s for Band 1 Urgent Courses	101	1,175	8.6%	9.7%	8.0%	9.1%
% of FP17s Relating to Free Repair or Replacements	13	1,175	1.1%	0.9%	0.8%	0.8%
% of FP17s Relating to Continuations	19	1,175	1.6%	1.3%	1.3%	1.3%
% of Patients satisfied with the dentistry they have received	0	1	N/A	91.2%	93.1%	93.2%
% of Patients satisfied with the time they had to wait for an appointment	1	1	N/A	85.6%	89.1%	89.0%

* This is based on patients treated on this contract for their most recent course of treatment. Figures in italics indicate the base number of FP17s or Patient Questionnaire responses are less than 100. N/A is shown where the base number of responses is less than 10 during the period. % is calculated as Quantity/Base number*100

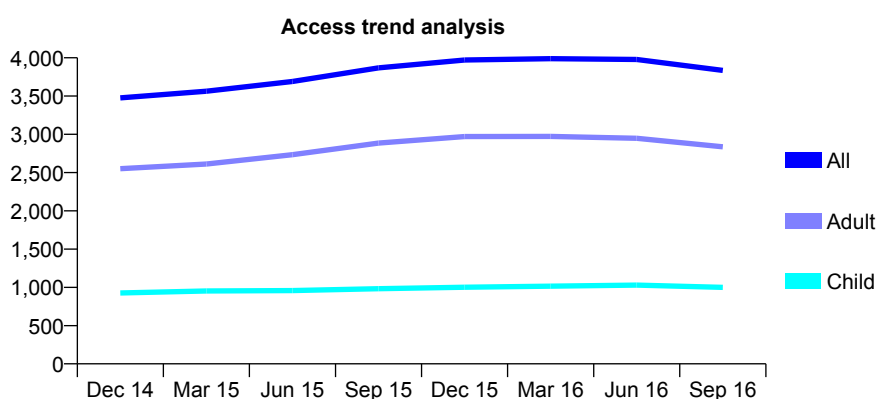
Q56 - Vital Signs At a Glance Contract Report for 257257/0002 - September 2016

Name or company name	MR JJ VILJOEN
Contract type name	PDS Contract
Purpose of contract	General
Contract start date	01/02/2010
Contract end date	30/04/2018

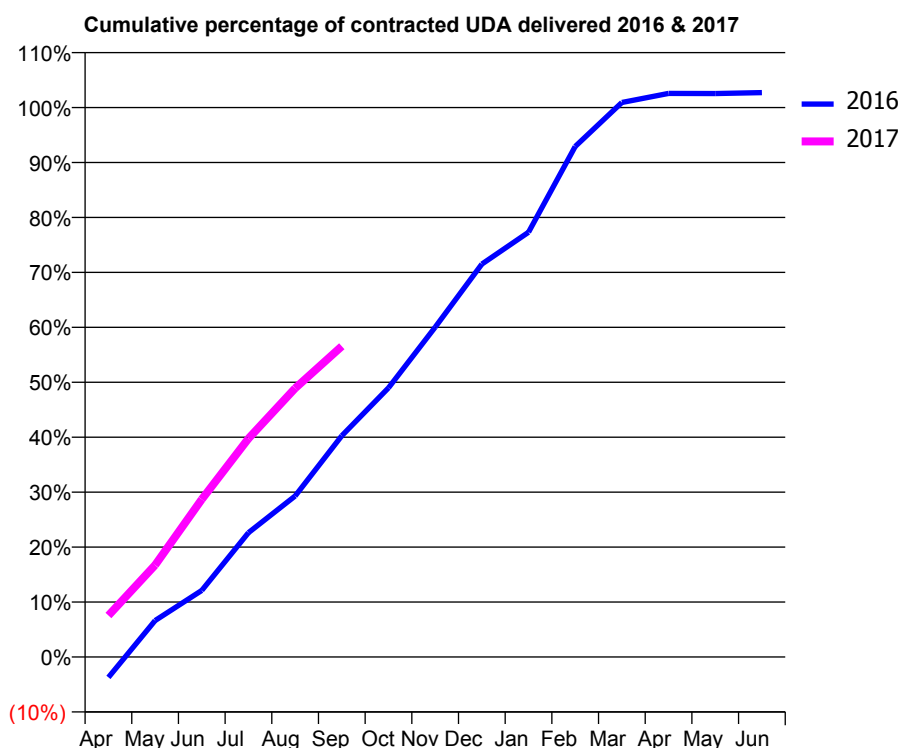
16/17 Contracted general activity (UDA)	9,942
Carry forward general activity (UDA)	-199
16/17 Contracted orthodontic activity (UOA)	0
Carry forward orthodontic activity (UOA)	0
Baseline contract value	£246,134.95

ACCESS*

Patients seen in 24 months	Total	Change since previous quarter
Quarter ending September 2015	3,868	
Quarter ending December 2015	3,972	↑
Quarter ending March 2016	3,988	→
Quarter ending June 2016	3,978	→
Quarter ending September 2016	3,836	↓
Variance since September 2015	(0.8%)	→



ACTIVITY



Adjusted Scheduled Activity (UDA)		
Month	2016	2017
April	-370	751
May	659	1,664
June	1,205	2,853
July	2,249	3,953
August	2,914	4,864
September	4,004	5,623
October	4,869	
November	5,968	
December	7,108	
January	7,685	
February	9,238	
March	10,033	
April	10,197	
May	10,195	
June	10,211	

QUALITY

	Quantity	Base Number	Contract	AT	Region	England
% of FP17s for the same patient ID Re-attending within 3 months - Children	65	795	8.2%	11.3%	12.0%	12.4%
% of FP17s for the same patient ID Re-attending within 3 months - Adults	272	1,967	13.8%	15.2%	15.9%	16.7%
% of FP17s for the same patient ID Re-attending between 3 & 9 months - Children	508	795	63.9%	58.7%	58.6%	57.4%
% of FP17s for the same patient ID Re-attending between 3 & 9 months - Adults	1,291	1,967	65.6%	50.0%	51.6%	50.5%
% of FP17s for Band 1 Urgent Courses	208	2,668	7.8%	9.7%	8.0%	9.1%
% of FP17s Relating to Free Repair or Replacements	12	2,668	0.4%	0.9%	0.8%	0.8%
% of FP17s Relating to Continuations	9	2,668	0.3%	1.3%	1.3%	1.3%
% of Patients satisfied with the dentistry they have received	5	5	N/A	91.2%	93.1%	93.2%
% of Patients satisfied with the time they had to wait for an appointment	5	5	N/A	85.6%	89.1%	89.0%

* This is based on patients treated on this contract for their most recent course of treatment. Figures in italics indicate the base number of FP17s or Patient Questionnaire responses are less than 100. N/A is shown where the base number of responses is less than 10 during the period. % is calculated as Quantity/Base number*100

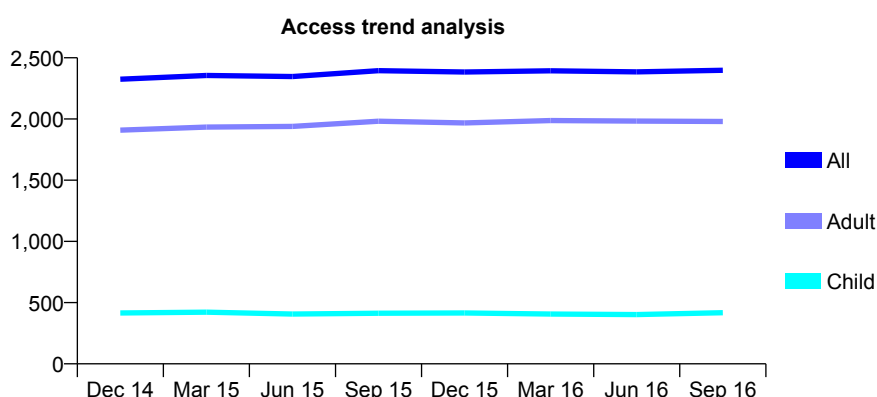
Q56 - Vital Signs At a Glance Contract Report for 258083/0001 - September 2016

Name or company name	MR AA KHODADADIAN
Contract type name	GDS Contract
Purpose of contract	General
Contract start date	01/04/2006
Contract end date	

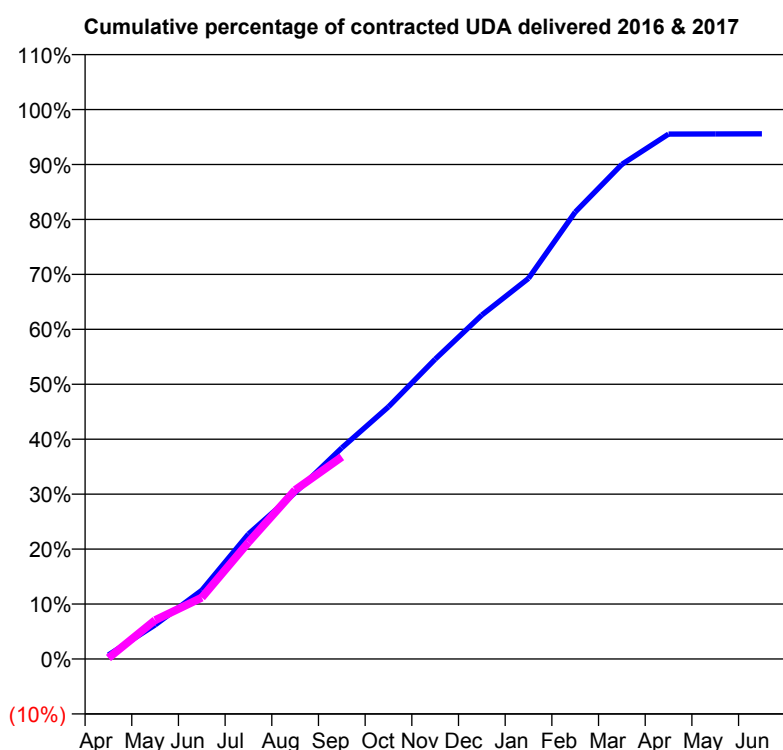
16/17 Contracted general activity (UDA)	7,400
Carry forward general activity (UDA)	248
16/17 Contracted orthodontic activity (UOA)	0
Carry forward orthodontic activity (UOA)	0
Baseline contract value	£183,204.96

ACCESS*

Patients seen in 24 months	Total	Change since previous quarter
Quarter ending September 2015	2,395	
Quarter ending December 2015	2,384	→
Quarter ending March 2016	2,394	→
Quarter ending June 2016	2,385	→
Quarter ending September 2016	2,398	→
Variance since September 2015	0.1%	→



ACTIVITY



Adjusted Scheduled Activity (UDA)		
Month	2016	2017
April	54	13
May	453	523
June	912	827
July	1,662	1,571
August	2,209	2,277
September	2,805	2,721
October	3,351	
November	3,984	
December	4,569	
January	5,056	
February	5,938	
March	6,572	
April	6,973	
May	6,976	
June	6,977	

QUALITY

	Quantity	Base Number	Contract	AT	Region	England
% of FP17s for the same patient ID Re-attending within 3 months - Children	11	283	3.9%	11.3%	12.0%	12.4%
% of FP17s for the same patient ID Re-attending within 3 months - Adults	199	1,338	14.9%	15.2%	15.9%	16.7%
% of FP17s for the same patient ID Re-attending between 3 & 9 months - Children	136	283	48.1%	58.7%	58.6%	57.4%
% of FP17s for the same patient ID Re-attending between 3 & 9 months - Adults	651	1,338	48.7%	50.0%	51.6%	50.5%
% of FP17s for Band 1 Urgent Courses	87	1,460	6.0%	9.7%	8.0%	9.1%
% of FP17s Relating to Free Repair or Replacements	7	1,460	0.5%	0.9%	0.8%	0.8%
% of FP17s Relating to Continuations	29	1,460	2.0%	1.3%	1.3%	1.3%
% of Patients satisfied with the dentistry they have received	2	3	N/A	91.2%	93.1%	93.2%
% of Patients satisfied with the time they had to wait for an appointment	3	3	N/A	85.6%	89.1%	89.0%

* This is based on patients treated on this contract for their most recent course of treatment. Figures in italics indicate the base number of FP17s or Patient Questionnaire responses are less than 100. N/A is shown where the base number of responses is less than 10 during the period. % is calculated as Quantity/Base number*100

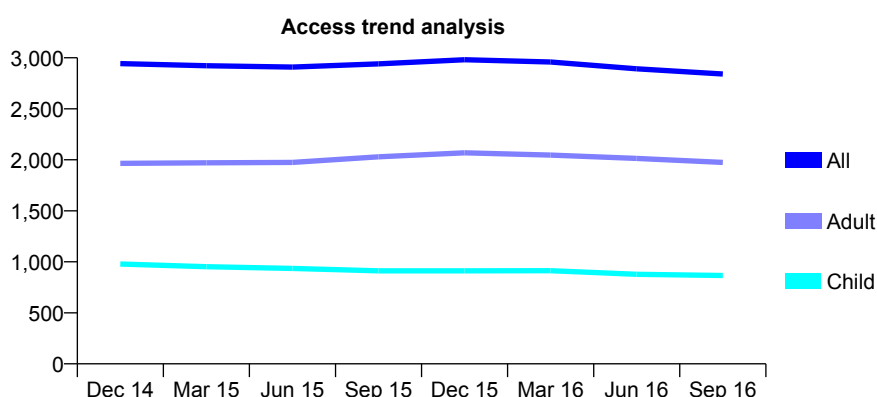
Q56 - Vital Signs At a Glance Contract Report for 258229/0001 - September 2016

Name or company name	MR S KORDANY
Contract type name	GDS Contract
Purpose of contract	General
Contract start date	01/04/2006
Contract end date	

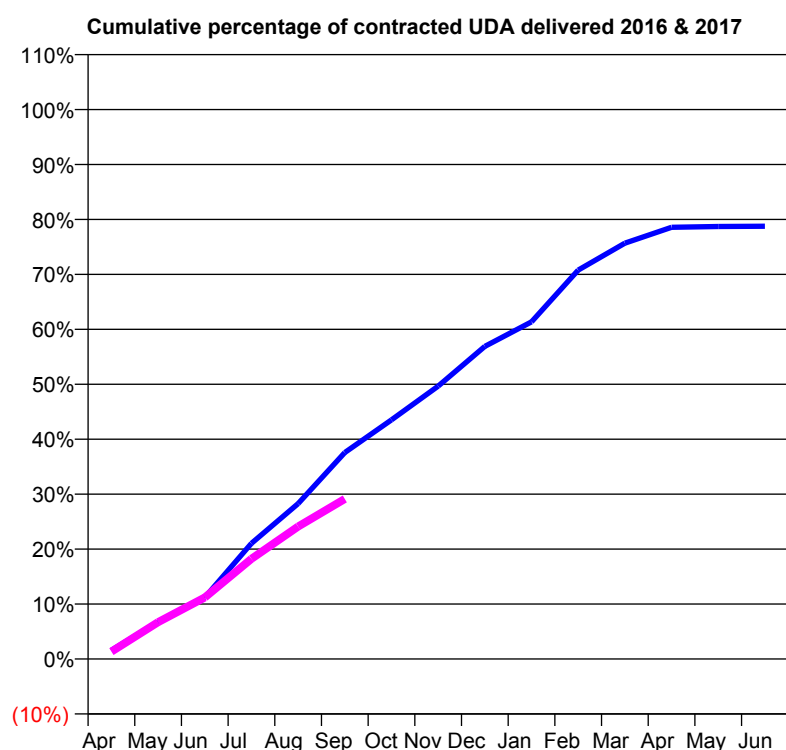
16/17 Contracted general activity (UDA)	10,000
Carry forward general activity (UDA)	0
16/17 Contracted orthodontic activity (UOA)	0
Carry forward orthodontic activity (UOA)	0
Baseline contract value	£241,310.34

ACCESS*

Patients seen in 24 months	Total	Change since previous quarter
Quarter ending September 2015	2,941	
Quarter ending December 2015	2,981	→
Quarter ending March 2016	2,959	→
Quarter ending June 2016	2,892	↓
Quarter ending September 2016	2,841	↓
Variance since September 2015	(3.4%)	↓



ACTIVITY



Adjusted Scheduled Activity (UDA)		
Month	2016	2017
April	159	135
May	673	670
June	1,120	1,119
July	2,104	1,824
August	2,828	2,410
September	3,757	2,912
October	4,352	
November	4,967	
December	5,689	
January	6,136	
February	7,079	
March	7,568	
April	7,858	
May	7,872	
June	7,875	

QUALITY

	Quantity	Base Number	Contract	AT	Region	England
% of FP17s for the same patient ID Re-attending within 3 months - Children	18	605	3.0%	11.3%	12.0%	12.4%
% of FP17s for the same patient ID Re-attending within 3 months - Adults	112	1,413	7.9%	15.2%	15.9%	16.7%
% of FP17s for the same patient ID Re-attending between 3 & 9 months - Children	431	605	71.2%	58.7%	58.6%	57.4%
% of FP17s for the same patient ID Re-attending between 3 & 9 months - Adults	1,007	1,413	71.3%	50.0%	51.6%	50.5%
% of FP17s for Band 1 Urgent Courses	101	1,842	5.5%	9.7%	8.0%	9.1%
% of FP17s Relating to Free Repair or Replacements	10	1,842	0.5%	0.9%	0.8%	0.8%
% of FP17s Relating to Continuations	6	1,842	0.3%	1.3%	1.3%	1.3%
% of Patients satisfied with the dentistry they have received	1	1	N/A	91.2%	93.1%	93.2%
% of Patients satisfied with the time they had to wait for an appointment	1	1	N/A	85.6%	89.1%	89.0%

* This is based on patients treated on this contract for their most recent course of treatment. Figures in italics indicate the base number of FP17s or Patient Questionnaire responses are less than 100. N/A is shown where the base number of responses is less than 10 during the period. % is calculated as Quantity/Base number*100

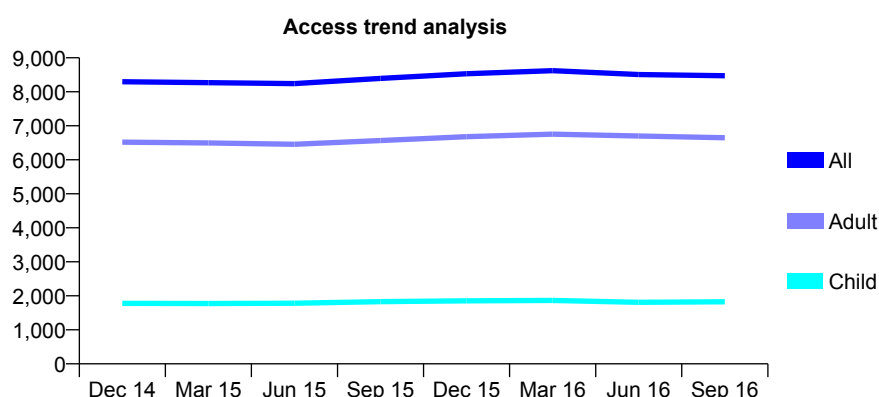
Q56 - Vital Signs At a Glance Contract Report for 262080/0002 - September 2016

Name or company name	MR A KHANI
Contract type name	Pilot Contract
Purpose of contract	General
Contract start date	01/06/2006
Contract end date	

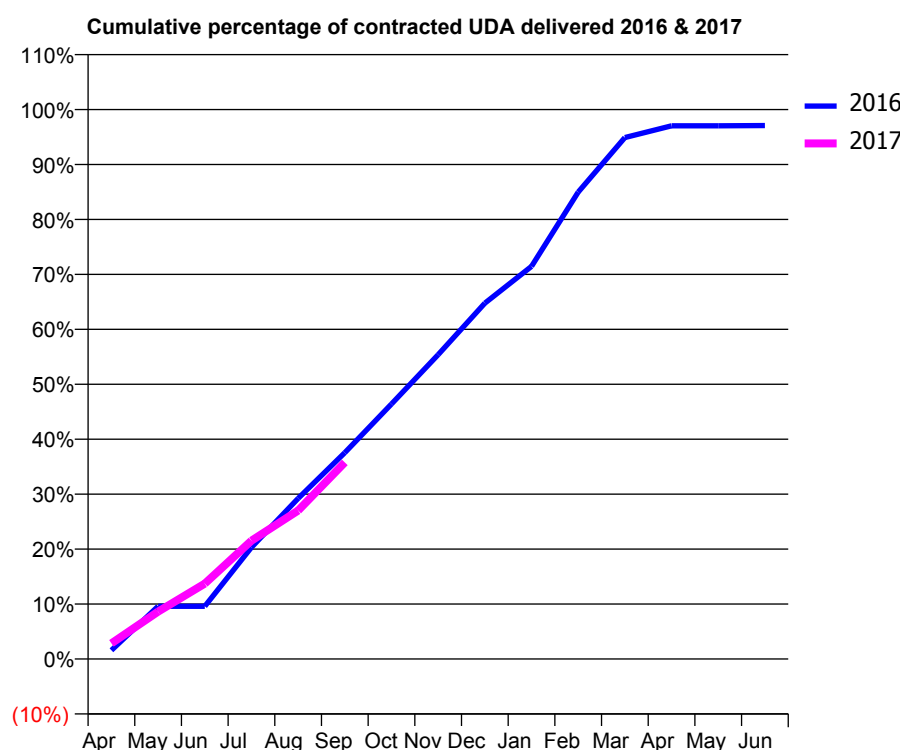
16/17 Contracted general activity (UDA)	27,000
Carry forward general activity (UDA)	0
16/17 Contracted orthodontic activity (UOA)	0
Carry forward orthodontic activity (UOA)	0
Baseline contract value	£643,656.05

ACCESS*

Patients seen in 24 months	Total	Change since previous quarter
Quarter ending September 2015	8,396	
Quarter ending December 2015	8,533	→
Quarter ending March 2016	8,621	→
Quarter ending June 2016	8,509	↓
Quarter ending September 2016	8,474	→
Variance since September 2015	0.9%	→



ACTIVITY



Month	Adjusted Scheduled Activity (UDA)	
	2016	2017
April	427	772
May	2,591	2,330
June	2,591	3,704
July	5,485	5,812
August	7,891	7,295
September	10,136	9,661
October	12,534	
November	14,956	
December	17,487	
January	19,295	
February	22,941	
March	25,621	
April	26,197	
May	26,197	
June	26,211	

QUALITY

	Quantity	Base Number	Contract	AT	Region	England
% of FP17s for the same patient ID Re-attending within 3 months - Children	61	1,230	5.0%	11.3%	12.0%	12.4%
% of FP17s for the same patient ID Re-attending within 3 months - Adults	510	4,279	11.9%	15.2%	15.9%	16.7%
% of FP17s for the same patient ID Re-attending between 3 & 9 months - Children	809	1,230	65.8%	58.7%	58.6%	57.4%
% of FP17s for the same patient ID Re-attending between 3 & 9 months - Adults	2,444	4,279	57.1%	50.0%	51.6%	50.5%
% of FP17s for Band 1 Urgent Courses	419	5,179	8.1%	9.7%	8.0%	9.1%
% of FP17s Relating to Free Repair or Replacements	6	5,179	0.1%	0.9%	0.8%	0.8%
% of FP17s Relating to Continuations	45	5,179	0.9%	1.3%	1.3%	1.3%
% of Patients satisfied with the dentistry they have received	6	7	N/A	91.2%	93.1%	93.2%
% of Patients satisfied with the time they had to wait for an appointment	6	7	N/A	85.6%	89.1%	89.0%

* This is based on patients treated on this contract for their most recent course of treatment. Figures in italics indicate the base number of FP17s or Patient Questionnaire responses are less than 100. N/A is shown where the base number of responses is less than 10 during the period. % is calculated as Quantity/Base number*100

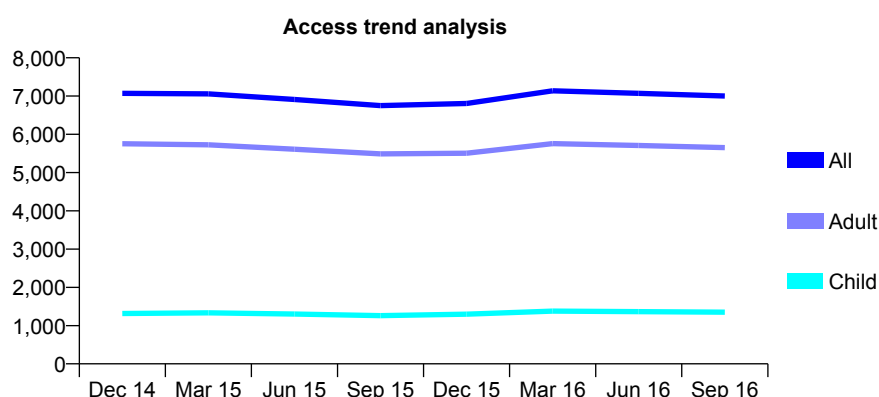
Q56 - Vital Signs At a Glance Contract Report for 263370/0001 - September 2016

Name or company name	Dr Ahmed Baker
Contract type name	GDS Contract
Purpose of contract	General
Contract start date	23/11/2009
Contract end date	

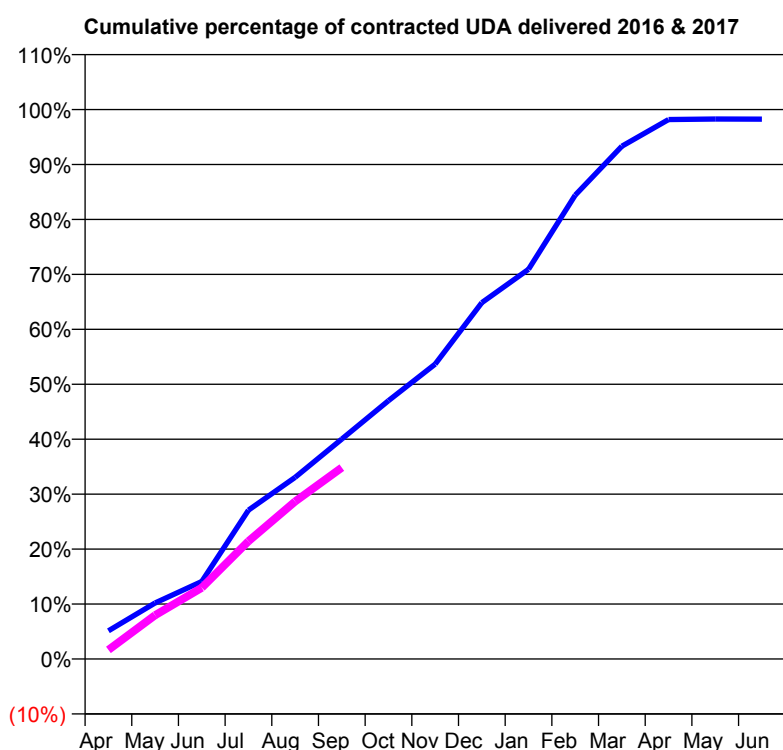
16/17 Contracted general activity (UDA)	22,763
Carry forward general activity (UDA)	399
16/17 Contracted orthodontic activity (UOA)	0
Carry forward orthodontic activity (UOA)	0
Baseline contract value	£513,771.14

ACCESS*

Patients seen in 24 months	Total	Change since previous quarter
Quarter ending September 2015	6,749	
Quarter ending December 2015	6,805	→
Quarter ending March 2016	7,137	↑
Quarter ending June 2016	7,071	→
Quarter ending September 2016	7,003	→
Variance since September 2015	3.8%	↑



ACTIVITY



Adjusted Scheduled Activity (UDA)		
Month	2016	2017
April	1,166	378
May	2,324	1,814
June	3,214	2,950
July	6,165	4,881
August	7,529	6,527
September	9,114	7,932
October	10,701	
November	12,216	
December	14,763	
January	16,143	
February	19,215	
March	21,245	
April	22,344	
May	22,367	
June	22,364	

QUALITY

	Quantity	Base Number	Contract	AT	Region	England
% of FP17s for the same patient ID Re-attending within 3 months - Children	73	1,064	6.9%	11.3%	12.0%	12.4%
% of FP17s for the same patient ID Re-attending within 3 months - Adults	492	4,098	12.0%	15.2%	15.9%	16.7%
% of FP17s for the same patient ID Re-attending between 3 & 9 months - Children	681	1,064	64.0%	58.7%	58.6%	57.4%
% of FP17s for the same patient ID Re-attending between 3 & 9 months - Adults	2,694	4,098	65.7%	50.0%	51.6%	50.5%
% of FP17s for Band 1 Urgent Courses	346	4,646	7.4%	9.7%	8.0%	9.1%
% of FP17s Relating to Free Repair or Replacements	98	4,646	2.1%	0.9%	0.8%	0.8%
% of FP17s Relating to Continuations	47	4,646	1.0%	1.3%	1.3%	1.3%
% of Patients satisfied with the dentistry they have received	8	8	N/A	91.2%	93.1%	93.2%
% of Patients satisfied with the time they had to wait for an appointment	6	8	N/A	85.6%	89.1%	89.0%

* This is based on patients treated on this contract for their most recent course of treatment. Figures in italics indicate the base number of FP17s or Patient Questionnaire responses are less than 100. N/A is shown where the base number of responses is less than 10 during the period. % is calculated as Quantity/Base number*100

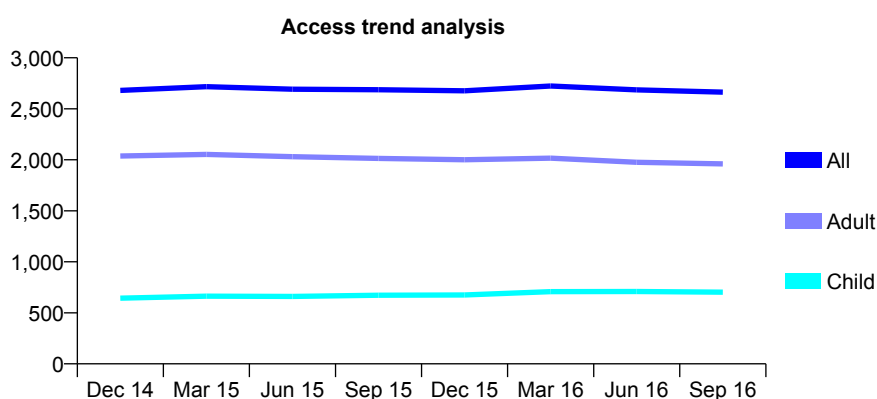
Q56 - Vital Signs At a Glance Contract Report for 264113/0001 - September 2016

Name or company name	MISS O OMOREGIE
Contract type name	GDS Contract
Purpose of contract	General
Contract start date	20/12/2007
Contract end date	

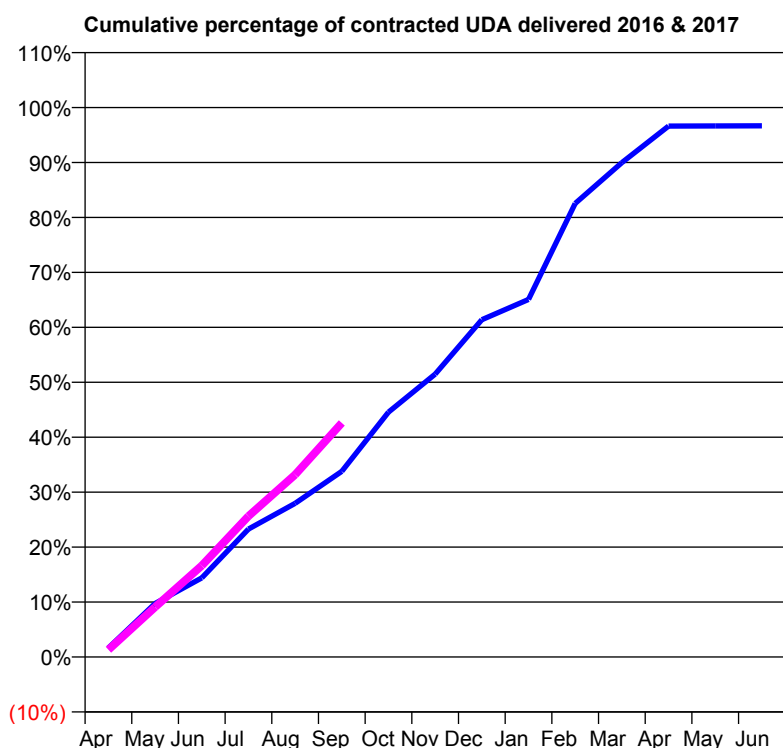
16/17 Contracted general activity (UDA)	6,666
Carry forward general activity (UDA)	223
16/17 Contracted orthodontic activity (UOA)	0
Carry forward orthodontic activity (UOA)	0
Baseline contract value	£177,773.99

ACCESS*

Patients seen in 24 months	Total	Change since previous quarter
Quarter ending September 2015	2,687	
Quarter ending December 2015	2,676	→
Quarter ending March 2016	2,724	→
Quarter ending June 2016	2,685	↓
Quarter ending September 2016	2,663	→
Variance since September 2015	(0.9%)	→



ACTIVITY



Adjusted Scheduled Activity (UDA)		
Month	2016	2017
April	110	88
May	650	606
June	959	1,109
July	1,552	1,710
August	1,864	2,212
September	2,252	2,839
October	2,971	
November	3,432	
December	4,091	
January	4,338	
February	5,502	
March	5,997	
April	6,441	
May	6,442	
June	6,443	

QUALITY

	Quantity	Base Number	Contract	AT	Region	England
% of FP17s for the same patient ID Re-attending within 3 months - Children	38	527	7.2%	11.3%	12.0%	12.4%
% of FP17s for the same patient ID Re-attending within 3 months - Adults	229	1,355	16.9%	15.2%	15.9%	16.7%
% of FP17s for the same patient ID Re-attending between 3 & 9 months - Children	283	527	53.7%	58.7%	58.6%	57.4%
% of FP17s for the same patient ID Re-attending between 3 & 9 months - Adults	778	1,355	57.4%	50.0%	51.6%	50.5%
% of FP17s for Band 1 Urgent Courses	5	1,633	0.3%	9.7%	8.0%	9.1%
% of FP17s Relating to Free Repair or Replacements	18	1,633	1.1%	0.9%	0.8%	0.8%
% of FP17s Relating to Continuations	79	1,633	4.8%	1.3%	1.3%	1.3%
% of Patients satisfied with the dentistry they have received	1	2	N/A	91.2%	93.1%	93.2%
% of Patients satisfied with the time they had to wait for an appointment	2	2	N/A	85.6%	89.1%	89.0%

* This is based on patients treated on this contract for their most recent course of treatment. Figures in italics indicate the base number of FP17s or Patient Questionnaire responses are less than 100. N/A is shown where the base number of responses is less than 10 during the period. % is calculated as Quantity/Base number*100

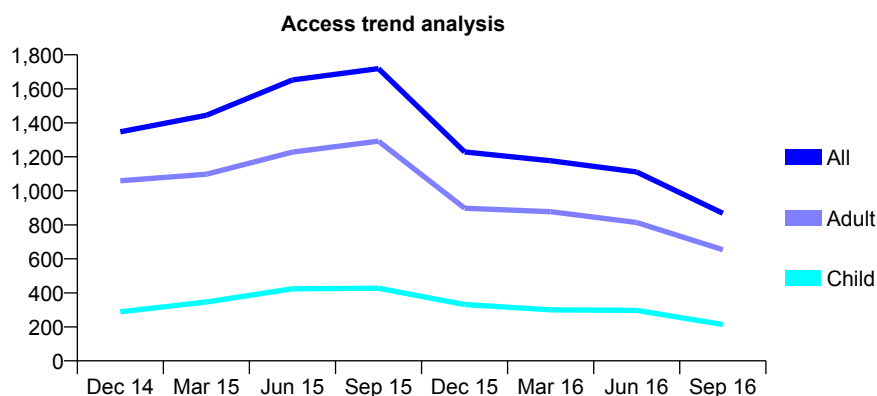
Q56 - Vital Signs At a Glance Contract Report for 277932/0002 - September 2016

Name or company name	MR IO OSHIGA
Contract type name	GDS Contract
Purpose of contract	General
Contract start date	01/04/2012
Contract end date	

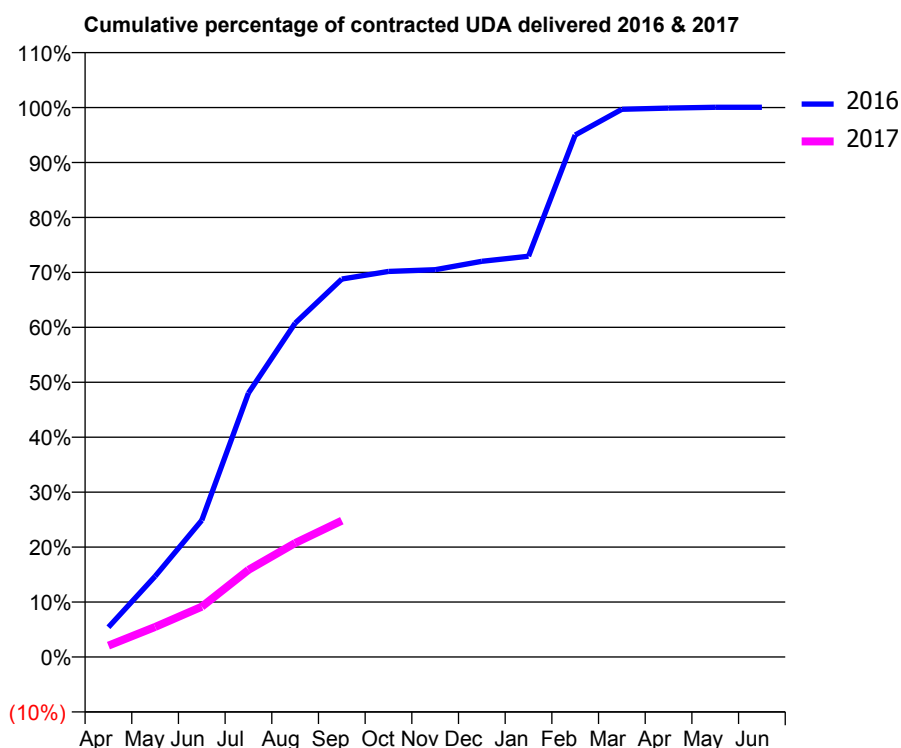
16/17 Contracted general activity (UDA)	4,320
Carry forward general activity (UDA)	-2
16/17 Contracted orthodontic activity (UOA)	0
Carry forward orthodontic activity (UOA)	0
Baseline contract value	£110,234.25

ACCESS*

Patients seen in 24 months	Total	Change since previous quarter
Quarter ending September 2015	1,719	
Quarter ending December 2015	1,229	↓
Quarter ending March 2016	1,177	↓
Quarter ending June 2016	1,111	↓
Quarter ending September 2016	868	↓
Variance since September 2015	(49.5%)	↓



ACTIVITY



Adjusted Scheduled Activity (UDA)		
Month	2016	2017
April	234	89
May	635	236
June	1,075	395
July	2,075	685
August	2,624	896
September	2,971	1,072
October	3,032	
November	3,045	
December	3,111	
January	3,151	
February	4,104	
March	4,306	
April	4,316	
May	4,322	
June	4,322	

QUALITY

	Quantity	Base Number	Contract	AT	Region	England
% of FP17s for the same patient ID Re-attending within 3 months - Children	13	130	10.0%	11.3%	12.0%	12.4%
% of FP17s for the same patient ID Re-attending within 3 months - Adults	55	324	17.0%	15.2%	15.9%	16.7%
% of FP17s for the same patient ID Re-attending between 3 & 9 months - Children	24	130	18.5%	58.7%	58.6%	57.4%
% of FP17s for the same patient ID Re-attending between 3 & 9 months - Adults	58	324	17.9%	50.0%	51.6%	50.5%
% of FP17s for Band 1 Urgent Courses	11	444	2.5%	9.7%	8.0%	9.1%
% of FP17s Relating to Free Repair or Replacements	4	444	0.9%	0.9%	0.8%	0.8%
% of FP17s Relating to Continuations	20	444	4.5%	1.3%	1.3%	1.3%
% of Patients satisfied with the dentistry they have received	3	3	N/A	91.2%	93.1%	93.2%
% of Patients satisfied with the time they had to wait for an appointment	3	3	N/A	85.6%	89.1%	89.0%

* This is based on patients treated on this contract for their most recent course of treatment. Figures in italics indicate the base number of FP17s or Patient Questionnaire responses are less than 100. N/A is shown where the base number of responses is less than 10 during the period. % is calculated as Quantity/Base number*100

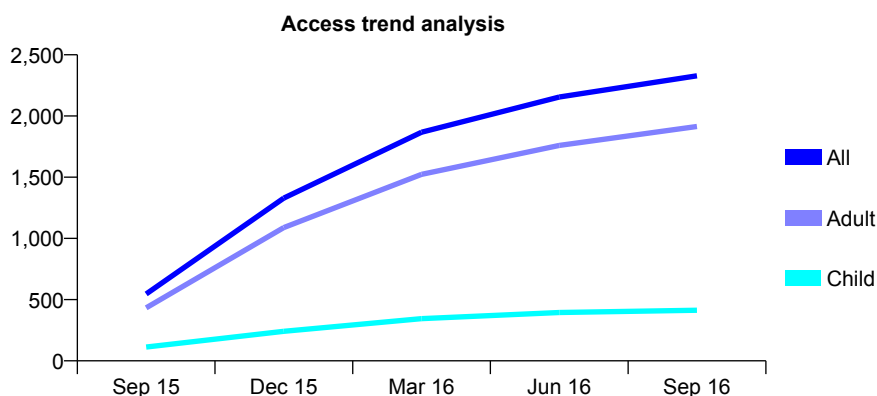
Q56 - Vital Signs At a Glance Contract Report for 282782/0001 - September 2016

Name or company name	DR J SALEH
Contract type name	GDS Contract
Purpose of contract	General
Contract start date	23/07/2015
Contract end date	

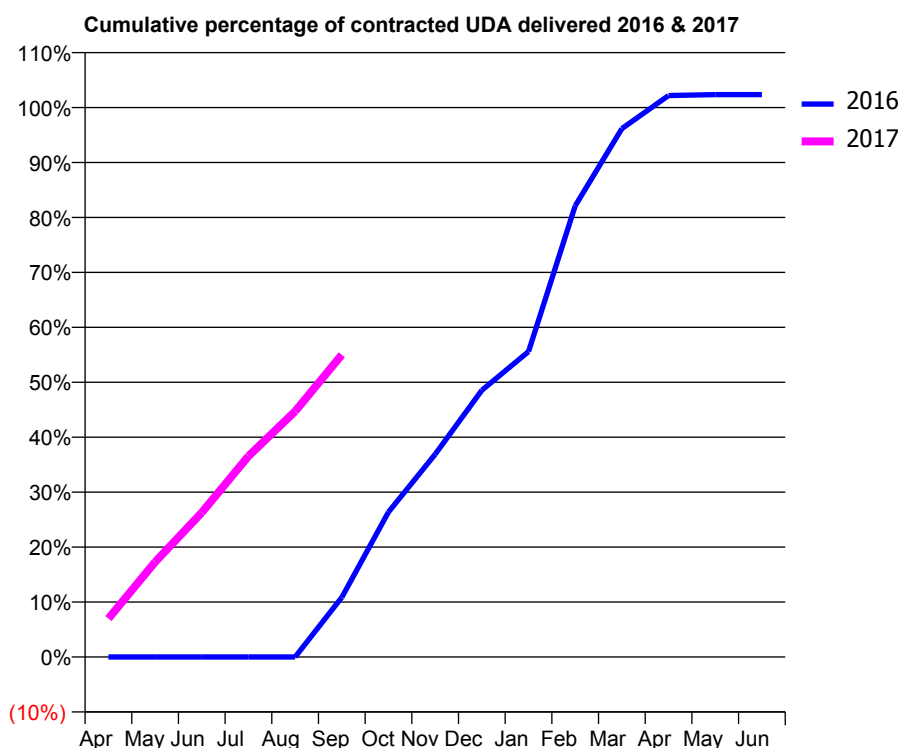
16/17 Contracted general activity (UDA)	9,575
Carry forward general activity (UDA)	-189
16/17 Contracted orthodontic activity (UOA)	0
Carry forward orthodontic activity (UOA)	0
Baseline contract value	£203,550.19

ACCESS*

Patients seen in 24 months	Total	Change since previous quarter
Quarter ending September 2015	546	
Quarter ending December 2015	1,330	↑
Quarter ending March 2016	1,868	↑
Quarter ending June 2016	2,155	↑
Quarter ending September 2016	2,328	↑
Variance since September 2015	326.4%	↑



ACTIVITY



Adjusted Scheduled Activity (UDA)		
Month	2016	2017
April	0	670
May	0	1,655
June	0	2,518
July	0	3,500
August	0	4,281
September	704	5,267
October	1,709	
November	2,390	
December	3,143	
January	3,599	
February	5,317	
March	6,227	
April	6,616	
May	6,628	
June	6,628	

QUALITY

	Quantity	Base Number	Contract	AT	Region	England
% of FP17s for the same patient ID Re-attending within 3 months - Children	42	361	11.6%	11.3%	12.0%	12.4%
% of FP17s for the same patient ID Re-attending within 3 months - Adults	233	1,553	15.0%	15.2%	15.9%	16.7%
% of FP17s for the same patient ID Re-attending between 3 & 9 months - Children	192	361	53.2%	58.7%	58.6%	57.4%
% of FP17s for the same patient ID Re-attending between 3 & 9 months - Adults	826	1,553	53.2%	50.0%	51.6%	50.5%
% of FP17s for Band 1 Urgent Courses	74	1,785	4.1%	9.7%	8.0%	9.1%
% of FP17s Relating to Free Repair or Replacements	31	1,785	1.7%	0.9%	0.8%	0.8%
% of FP17s Relating to Continuations	8	1,785	0.4%	1.3%	1.3%	1.3%
% of Patients satisfied with the dentistry they have received	4	4	N/A	91.2%	93.1%	93.2%
% of Patients satisfied with the time they had to wait for an appointment	3	4	N/A	85.6%	89.1%	89.0%

* This is based on patients treated on this contract for their most recent course of treatment. Figures in italics indicate the base number of FP17s or Patient Questionnaire responses are less than 100. N/A is shown where the base number of responses is less than 10 during the period. % is calculated as Quantity/Base number*100

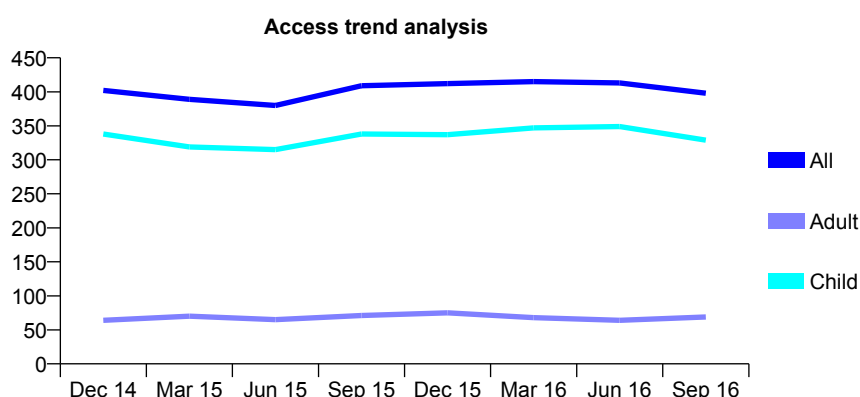
Q56 - Vital Signs At a Glance Contract Report for 299022/0001 - September 2016

Name or company name	MR G KARATZOPOULOS
Contract type name	GDS Contract
Purpose of contract	General and Orthodontic
Contract start date	01/08/2012
Contract end date	

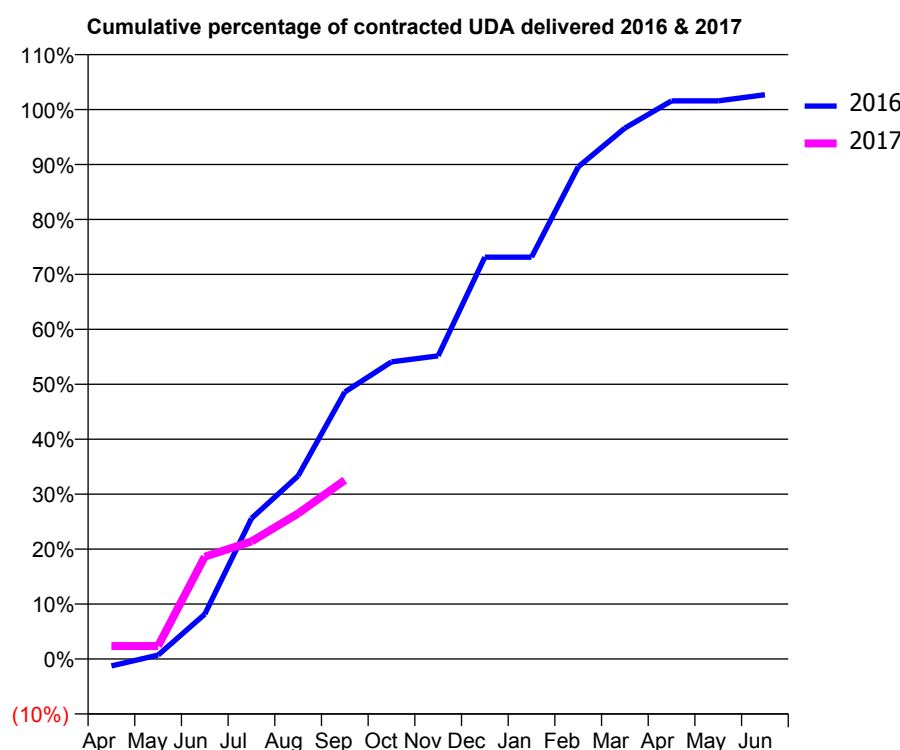
16/17 Contracted general activity (UDA)	551
Carry forward general activity (UDA)	-11
16/17 Contracted orthodontic activity (UOA)	900
Carry forward orthodontic activity (UOA)	27
Baseline contract value	£70,764.34

ACCESS*

Patients seen in 24 months	Total	Change since previous quarter
Quarter ending September 2015	409	
Quarter ending December 2015	412	→
Quarter ending March 2016	415	→
Quarter ending June 2016	413	→
Quarter ending September 2016	398	↓
Variance since September 2015	(2.7%)	↓



ACTIVITY



Month	Adjusted Scheduled Activity (UDA)	
	2016	2017
April	-7	13
May	4	13
June	45	103
July	141	118
August	184	146
September	268	179
October	298	
November	304	
December	403	
January	403	
February	493	
March	532	
April	560	
May	560	
June	566	

QUALITY

	Quantity	Base Number	Contract	AT	Region	England
% of FP17s for the same patient ID Re-attending within 3 months - Children	23	219	10.5%	11.3%	12.0%	12.4%
% of FP17s for the same patient ID Re-attending within 3 months - Adults	1	8	12.5%	15.2%	15.9%	16.7%
% of FP17s for the same patient ID Re-attending between 3 & 9 months - Children	101	219	46.1%	58.7%	58.6%	57.4%
% of FP17s for the same patient ID Re-attending between 3 & 9 months - Adults	5	8	62.5%	50.0%	51.6%	50.5%
% of FP17s for Band 1 Urgent Courses	3	138	2.2%	9.7%	8.0%	9.1%
% of FP17s Relating to Free Repair or Replacements	0	138	0.0%	0.9%	0.8%	0.8%
% of FP17s Relating to Continuations	0	138	0.0%	1.3%	1.3%	1.3%
% of Patients satisfied with the dentistry they have received	0	0	N/A	91.2%	93.1%	93.2%
% of Patients satisfied with the time they had to wait for an appointment	0	0	N/A	85.6%	89.1%	89.0%

* This is based on patients treated on this contract for their most recent course of treatment. Figures in italics indicate the base number of FP17s or Patient Questionnaire responses are less than 100. N/A is shown where the base number of responses is less than 10 during the period. % is calculated as Quantity/Base number*100

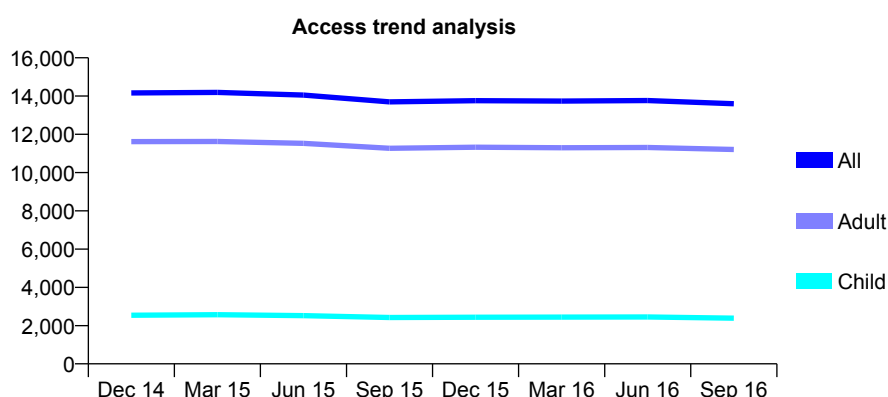
Q56 - Vital Signs At a Glance Contract Report for 329185/0001 - September 2016

Name or company name	MR HS SKOYLES
Contract type name	GDS Contract
Purpose of contract	General and Orthodontic
Contract start date	01/04/2006
Contract end date	

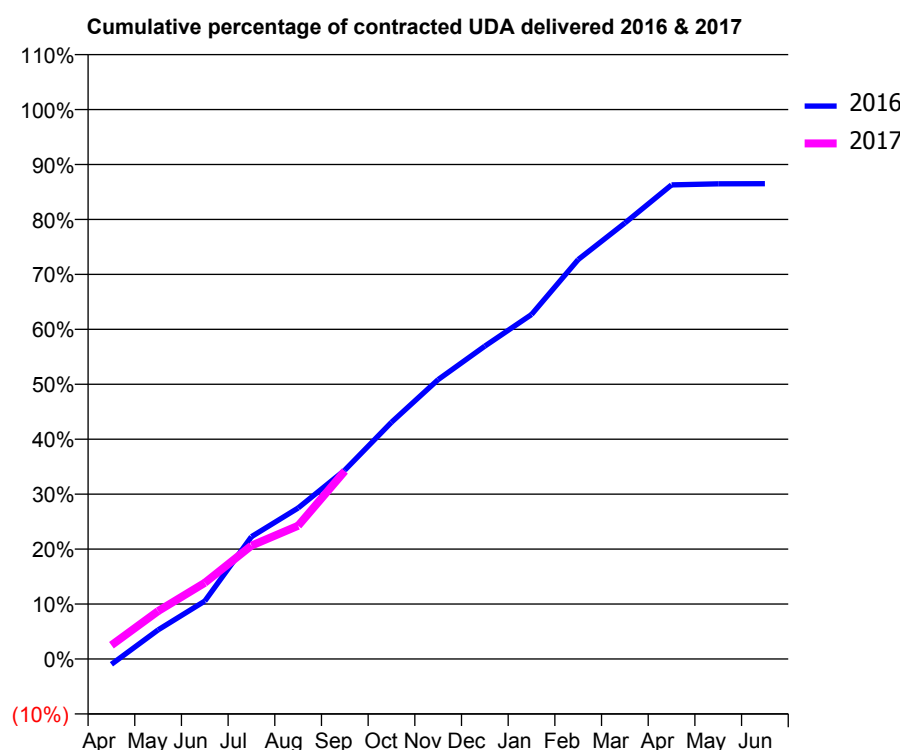
16/17 Contracted general activity (UDA)	42,279
Carry forward general activity (UDA)	0
16/17 Contracted orthodontic activity (UOA)	1,200
Carry forward orthodontic activity (UOA)	-13
Baseline contract value	£1,141,394.04

ACCESS*

Patients seen in 24 months	Total	Change since previous quarter
Quarter ending September 2015	13,693	
Quarter ending December 2015	13,762	→
Quarter ending March 2016	13,739	→
Quarter ending June 2016	13,766	→
Quarter ending September 2016	13,595	↓
Variance since September 2015	(0.7%)	→



ACTIVITY



Adjusted Scheduled Activity (UDA)		
Month	2016	2017
April	-414	1,060
May	2,237	3,684
June	4,462	5,865
July	9,409	8,729
August	11,618	10,251
September	14,538	14,458
October	18,216	
November	21,501	
December	24,076	
January	26,509	
February	30,729	
March	33,549	
April	36,478	
May	36,556	
June	36,569	

QUALITY

	Quantity	Base Number	Contract	AT	Region	England
% of FP17s for the same patient ID Re-attending within 3 months - Children	201	1,981	10.1%	11.3%	12.0%	12.4%
% of FP17s for the same patient ID Re-attending within 3 months - Adults	1,246	8,185	15.2%	15.2%	15.9%	16.7%
% of FP17s for the same patient ID Re-attending between 3 & 9 months - Children	1,164	1,981	58.8%	58.7%	58.6%	57.4%
% of FP17s for the same patient ID Re-attending between 3 & 9 months - Adults	4,550	8,185	55.6%	50.0%	51.6%	50.5%
% of FP17s for Band 1 Urgent Courses	577	7,954	7.3%	9.7%	8.0%	9.1%
% of FP17s Relating to Free Repair or Replacements	111	7,954	1.4%	0.9%	0.8%	0.8%
% of FP17s Relating to Continuations	115	7,954	1.4%	1.3%	1.3%	1.3%
% of Patients satisfied with the dentistry they have received	25	28	89.3%	91.2%	93.1%	93.2%
% of Patients satisfied with the time they had to wait for an appointment	27	28	96.4%	85.6%	89.1%	89.0%

* This is based on patients treated on this contract for their most recent course of treatment. Figures in italics indicate the base number of FP17s or Patient Questionnaire responses are less than 100. N/A is shown where the base number of responses is less than 10 during the period. % is calculated as Quantity/Base number*100

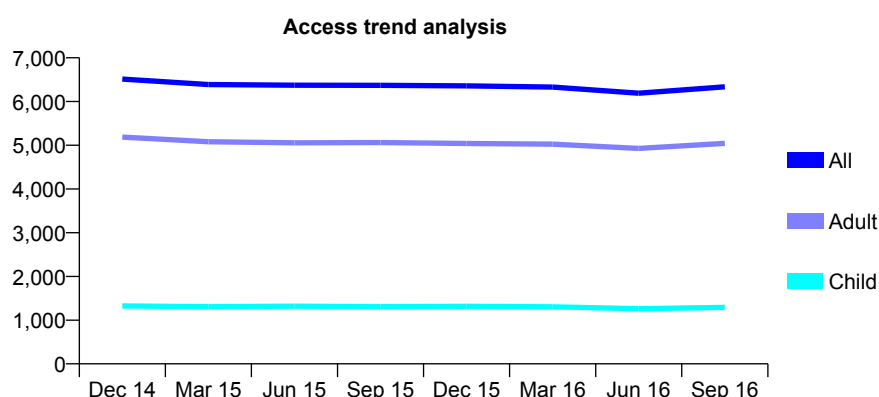
Q56 - Vital Signs At a Glance Contract Report for 329541/0002 - September 2016

Name or company name	MR GN BAXTER
Contract type name	PDS Contract
Purpose of contract	General
Contract start date	16/12/2007
Contract end date	15/12/2017

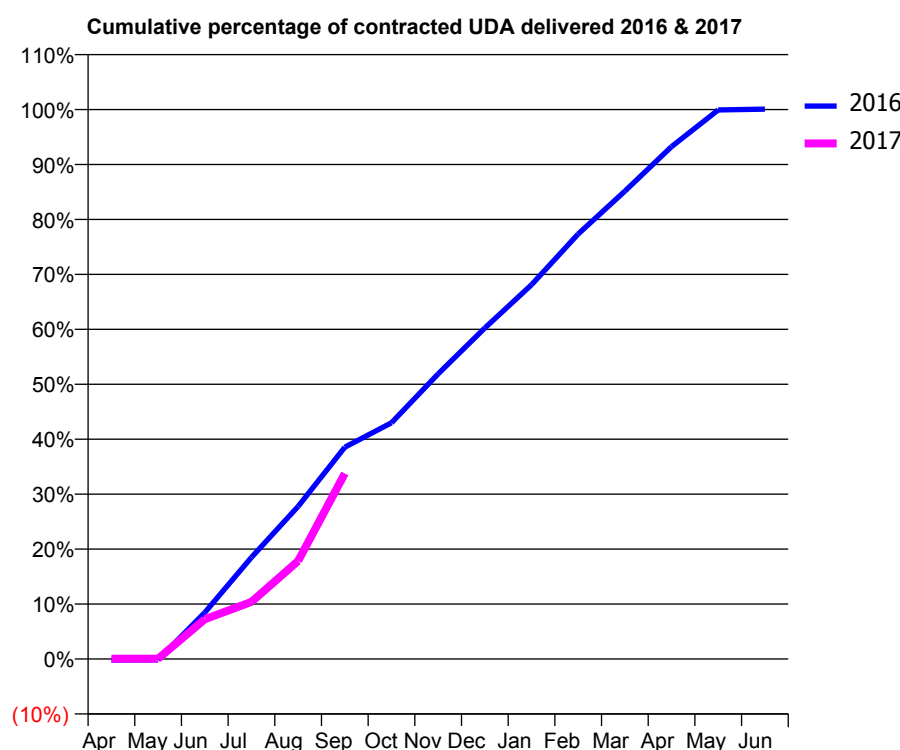
16/17 Contracted general activity (UDA)	19,505
Carry forward general activity (UDA)	-10
16/17 Contracted orthodontic activity (UOA)	0
Carry forward orthodontic activity (UOA)	0
Baseline contract value	£482,033.74

ACCESS*

Patients seen in 24 months	Total	Change since previous quarter
Quarter ending September 2015	6,370	
Quarter ending December 2015	6,357	→
Quarter ending March 2016	6,329	→
Quarter ending June 2016	6,189	↓
Quarter ending September 2016	6,336	↑
Variance since September 2015	(0.5%)	→



ACTIVITY



Adjusted Scheduled Activity (UDA)		
Month	2016	2017
April	-38	10
May	-32	10
June	1,648	1,411
July	3,608	2,028
August	5,416	3,480
September	7,520	6,584
October	8,384	
November	10,120	
December	11,749	
January	13,283	
February	15,087	
March	16,607	
April	18,189	
May	19,489	
June	19,515	

QUALITY

	Quantity	Base Number	Contract	AT	Region	England
% of FP17s for the same patient ID Re-attending within 3 months - Children	49	779	6.3%	11.3%	12.0%	12.4%
% of FP17s for the same patient ID Re-attending within 3 months - Adults	592	3,183	18.6%	15.2%	15.9%	16.7%
% of FP17s for the same patient ID Re-attending between 3 & 9 months - Children	390	779	50.1%	58.7%	58.6%	57.4%
% of FP17s for the same patient ID Re-attending between 3 & 9 months - Adults	1,383	3,183	43.4%	50.0%	51.6%	50.5%
% of FP17s for Band 1 Urgent Courses	602	2,675	22.5%	9.7%	8.0%	9.1%
% of FP17s Relating to Free Repair or Replacements	34	2,675	1.3%	0.9%	0.8%	0.8%
% of FP17s Relating to Continuations	0	2,675	0.0%	1.3%	1.3%	1.3%
% of Patients satisfied with the dentistry they have received	7	7	N/A	91.2%	93.1%	93.2%
% of Patients satisfied with the time they had to wait for an appointment	6	7	N/A	85.6%	89.1%	89.0%

* This is based on patients treated on this contract for their most recent course of treatment. Figures in italics indicate the base number of FP17s or Patient Questionnaire responses are less than 100. N/A is shown where the base number of responses is less than 10 during the period. % is calculated as Quantity/Base number*100

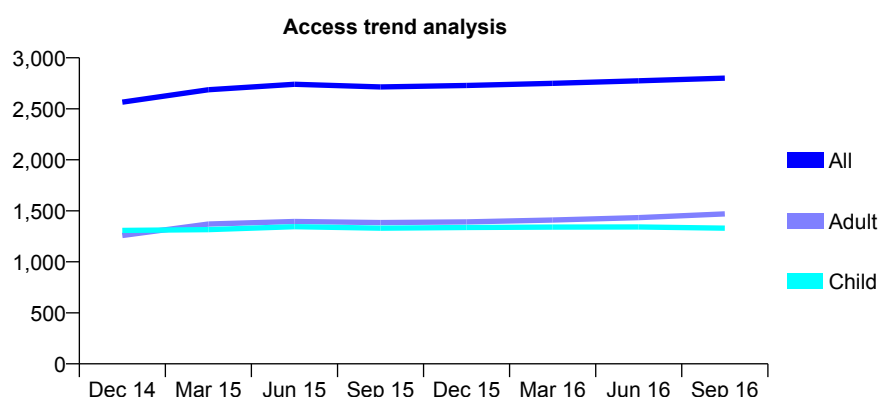
Q56 - Vital Signs At a Glance Contract Report for 329630/0003 - September 2016

Name or company name	MR PJ BROWN
Contract type name	GDS Contract
Purpose of contract	General
Contract start date	01/01/2013
Contract end date	

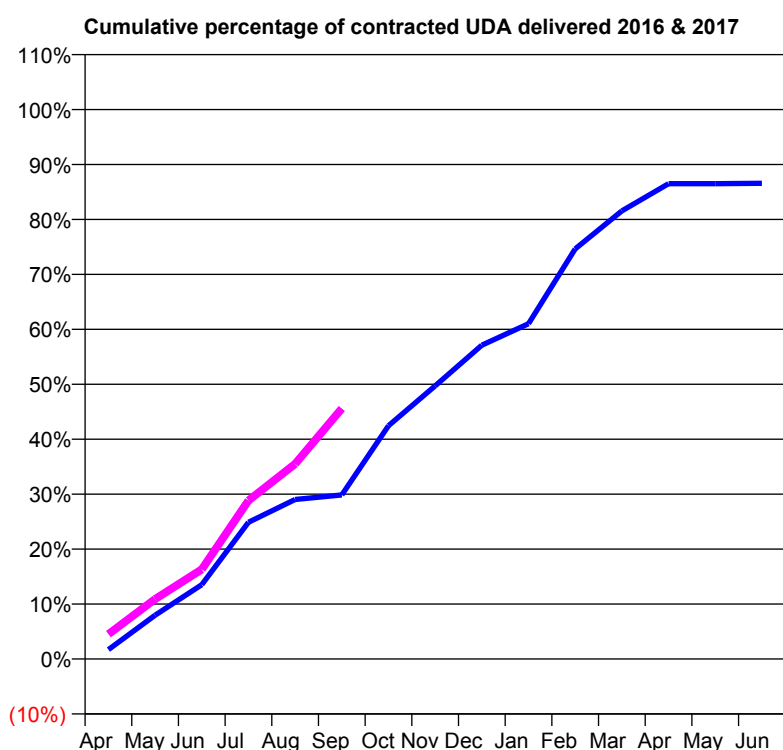
16/17 Contracted general activity (UDA)	7,768
Carry forward general activity (UDA)	0
16/17 Contracted orthodontic activity (UOA)	0
Carry forward orthodontic activity (UOA)	0
Baseline contract value	£188,528.60

ACCESS*

Patients seen in 24 months	Total	Change since previous quarter
Quarter ending September 2015	2,715	
Quarter ending December 2015	2,729	→
Quarter ending March 2016	2,750	→
Quarter ending June 2016	2,775	→
Quarter ending September 2016	2,800	→
Variance since September 2015	3.1%	↑



ACTIVITY



Adjusted Scheduled Activity (UDA)		
Month	2016	2017
April	133	351
May	620	848
June	1,051	1,267
July	1,933	2,240
August	2,255	2,759
September	2,320	3,541
October	3,298	
November	3,861	
December	4,436	
January	4,740	
February	5,798	
March	6,334	
April	6,719	
May	6,720	
June	6,724	

QUALITY

	Quantity	Base Number	Contract	AT	Region	England
% of FP17s for the same patient ID Re-attending within 3 months - Children	143	1,127	12.7%	11.3%	12.0%	12.4%
% of FP17s for the same patient ID Re-attending within 3 months - Adults	274	1,128	24.3%	15.2%	15.9%	16.7%
% of FP17s for the same patient ID Re-attending between 3 & 9 months - Children	640	1,127	56.8%	58.7%	58.6%	57.4%
% of FP17s for the same patient ID Re-attending between 3 & 9 months - Adults	512	1,128	45.4%	50.0%	51.6%	50.5%
% of FP17s for Band 1 Urgent Courses	183	1,987	9.2%	9.7%	8.0%	9.1%
% of FP17s Relating to Free Repair or Replacements	35	1,987	1.8%	0.9%	0.8%	0.8%
% of FP17s Relating to Continuations	42	1,987	2.1%	1.3%	1.3%	1.3%
% of Patients satisfied with the dentistry they have received	2	2	N/A	91.2%	93.1%	93.2%
% of Patients satisfied with the time they had to wait for an appointment	2	2	N/A	85.6%	89.1%	89.0%

* This is based on patients treated on this contract for their most recent course of treatment. Figures in italics indicate the base number of FP17s or Patient Questionnaire responses are less than 100. N/A is shown where the base number of responses is less than 10 during the period. % is calculated as Quantity/Base number*100

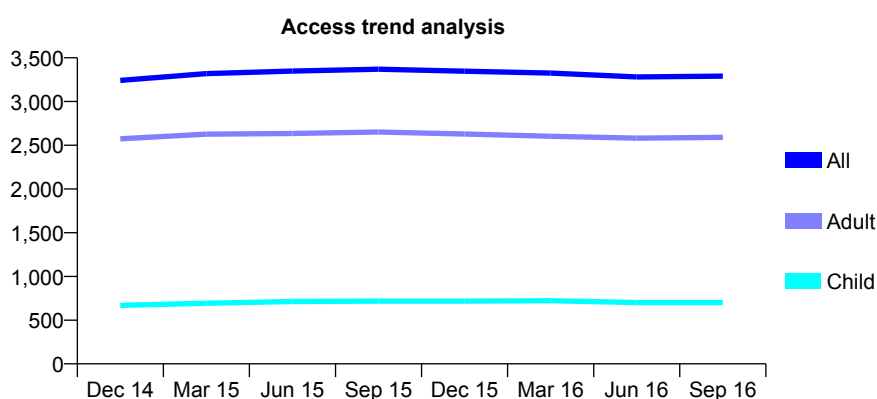
Q56 - Vital Signs At a Glance Contract Report for 337315/0001 - September 2016

Name or company name	MR DN ABDAH
Contract type name	GDS Contract
Purpose of contract	General
Contract start date	01/04/2006
Contract end date	

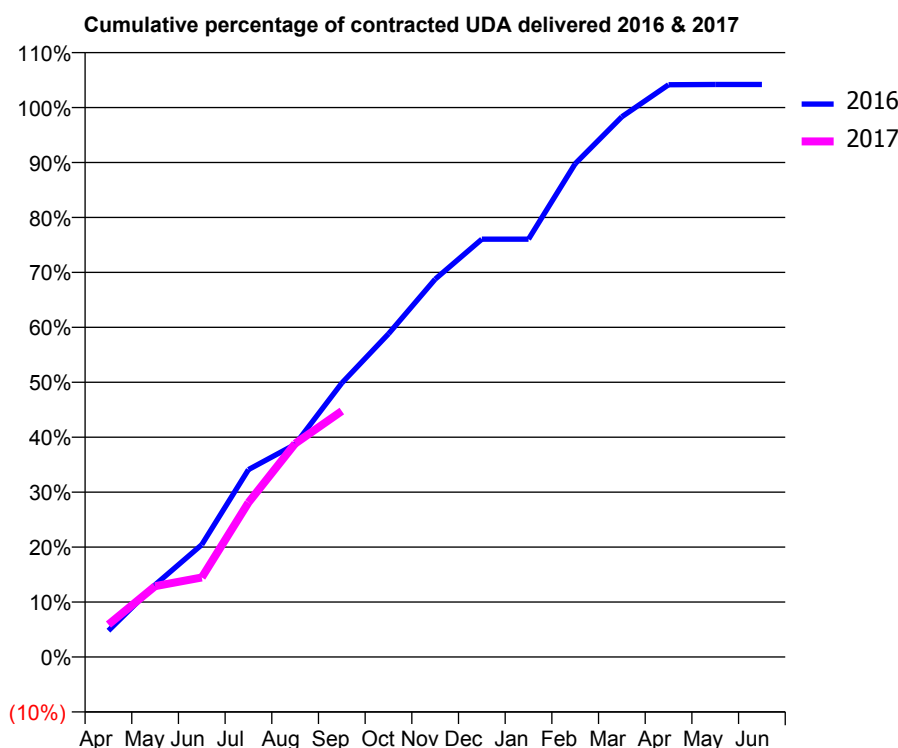
16/17 Contracted general activity (UDA)	8,749
Carry forward general activity (UDA)	-175
16/17 Contracted orthodontic activity (UOA)	0
Carry forward orthodontic activity (UOA)	0
Baseline contract value	£248,749.12

ACCESS*

Patients seen in 24 months	Total	Change since previous quarter
Quarter ending September 2015	3,370	
Quarter ending December 2015	3,346	→
Quarter ending March 2016	3,325	→
Quarter ending June 2016	3,281	↓
Quarter ending September 2016	3,290	→
Variance since September 2015	(2.4%)	↓



ACTIVITY



Month	Adjusted Scheduled Activity (UDA)	
	2016	2017
April	420	517
May	1,149	1,127
June	1,789	1,266
July	2,985	2,460
August	3,385	3,398
September	4,362	3,916
October	5,145	
November	6,015	
December	6,653	
January	6,653	
February	7,855	
March	8,602	
April	9,112	
May	9,115	
June	9,115	

QUALITY

	Quantity	Base Number	Contract	AT	Region	England
% of FP17s for the same patient ID Re-attending within 3 months - Children	31	529	5.9%	11.3%	12.0%	12.4%
% of FP17s for the same patient ID Re-attending within 3 months - Adults	234	1,970	11.9%	15.2%	15.9%	16.7%
% of FP17s for the same patient ID Re-attending between 3 & 9 months - Children	331	529	62.6%	58.7%	58.6%	57.4%
% of FP17s for the same patient ID Re-attending between 3 & 9 months - Adults	1,285	1,970	65.2%	50.0%	51.6%	50.5%
% of FP17s for Band 1 Urgent Courses	48	2,228	2.2%	9.7%	8.0%	9.1%
% of FP17s Relating to Free Repair or Replacements	31	2,228	1.4%	0.9%	0.8%	0.8%
% of FP17s Relating to Continuations	5	2,228	0.2%	1.3%	1.3%	1.3%
% of Patients satisfied with the dentistry they have received	5	5	N/A	91.2%	93.1%	93.2%
% of Patients satisfied with the time they had to wait for an appointment	5	5	N/A	85.6%	89.1%	89.0%

* This is based on patients treated on this contract for their most recent course of treatment. Figures in italics indicate the base number of FP17s or Patient Questionnaire responses are less than 100. N/A is shown where the base number of responses is less than 10 during the period. % is calculated as Quantity/Base number*100

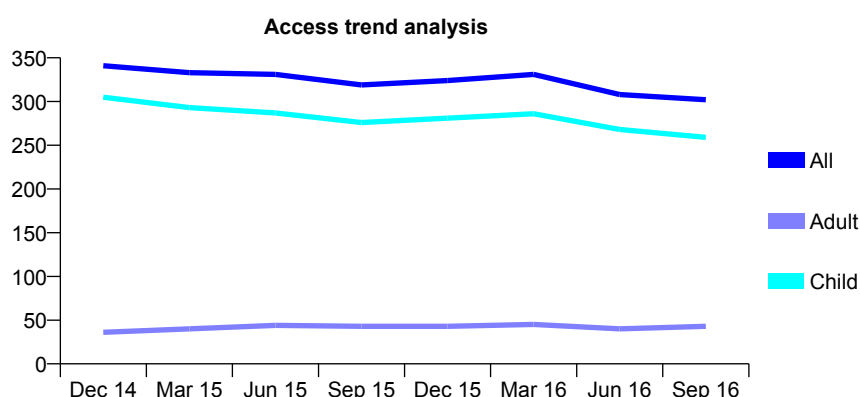
Q56 - Vital Signs At a Glance Contract Report for 344524/0001 - September 2016

Name or company name	MR RL PILCHER
Contract type name	GDS Contract
Purpose of contract	General
Contract start date	01/04/2006
Contract end date	

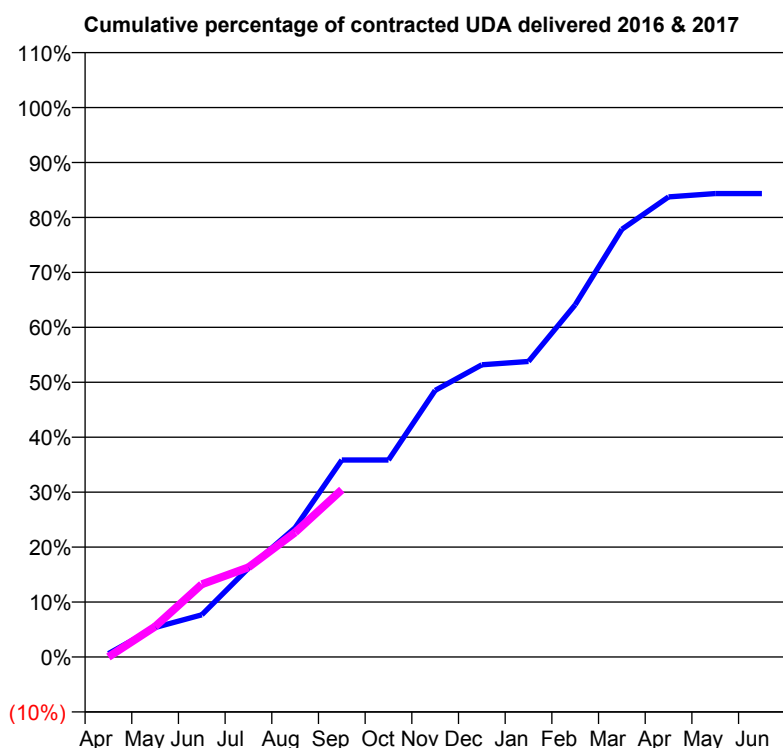
16/17 Contracted general activity (UDA)	650
Carry forward general activity (UDA)	0
16/17 Contracted orthodontic activity (UOA)	0
Carry forward orthodontic activity (UOA)	0
Baseline contract value	£13,817.92

ACCESS*

Patients seen in 24 months	Total	Change since previous quarter
Quarter ending September 2015	319	
Quarter ending December 2015	324	→
Quarter ending March 2016	331	↑
Quarter ending June 2016	308	↓
Quarter ending September 2016	302	↓
Variance since September 2015	(5.3%)	↓



ACTIVITY



Month	Adjusted Scheduled Activity (UDA)	
	2016	2017
April	4	0
May	35	36
June	50	86
July	105	106
August	153	147
September	233	198
October	233	
November	315	
December	346	
January	350	
February	417	
March	506	
April	544	
May	548	
June	548	

QUALITY

	Quantity	Base Number	Contract	AT	Region	England
% of FP17s for the same patient ID Re-attending within 3 months - Children	25	195	12.8%	11.3%	12.0%	12.4%
% of FP17s for the same patient ID Re-attending within 3 months - Adults	0	6	0.0%	15.2%	15.9%	16.7%
% of FP17s for the same patient ID Re-attending between 3 & 9 months - Children	136	195	69.7%	58.7%	58.6%	57.4%
% of FP17s for the same patient ID Re-attending between 3 & 9 months - Adults	4	6	66.7%	50.0%	51.6%	50.5%
% of FP17s for Band 1 Urgent Courses	4	173	2.3%	9.7%	8.0%	9.1%
% of FP17s Relating to Free Repair or Replacements	0	173	0.0%	0.9%	0.8%	0.8%
% of FP17s Relating to Continuations	0	173	0.0%	1.3%	1.3%	1.3%
% of Patients satisfied with the dentistry they have received	1	1	N/A	91.2%	93.1%	93.2%
% of Patients satisfied with the time they had to wait for an appointment	1	1	N/A	85.6%	89.1%	89.0%

* This is based on patients treated on this contract for their most recent course of treatment. Figures in italics indicate the base number of FP17s or Patient Questionnaire responses are less than 100. N/A is shown where the base number of responses is less than 10 during the period. % is calculated as Quantity/Base number*100

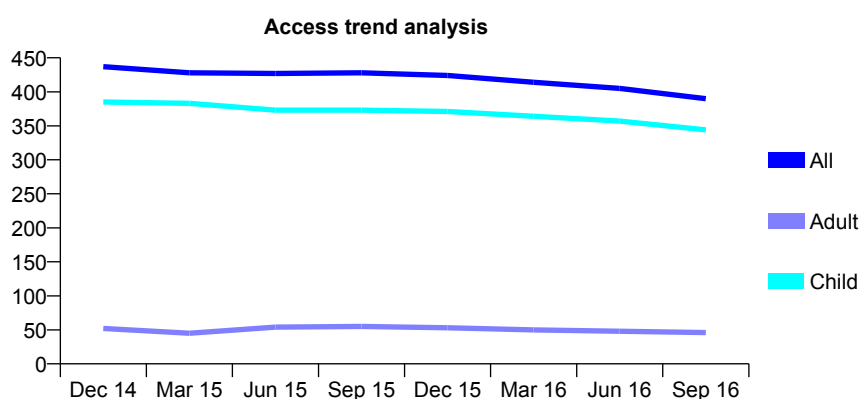
Q56 - Vital Signs At a Glance Contract Report for 344958/0001 - September 2016

Name or company name	MS X RUI
Contract type name	GDS Contract
Purpose of contract	General
Contract start date	01/04/2006
Contract end date	

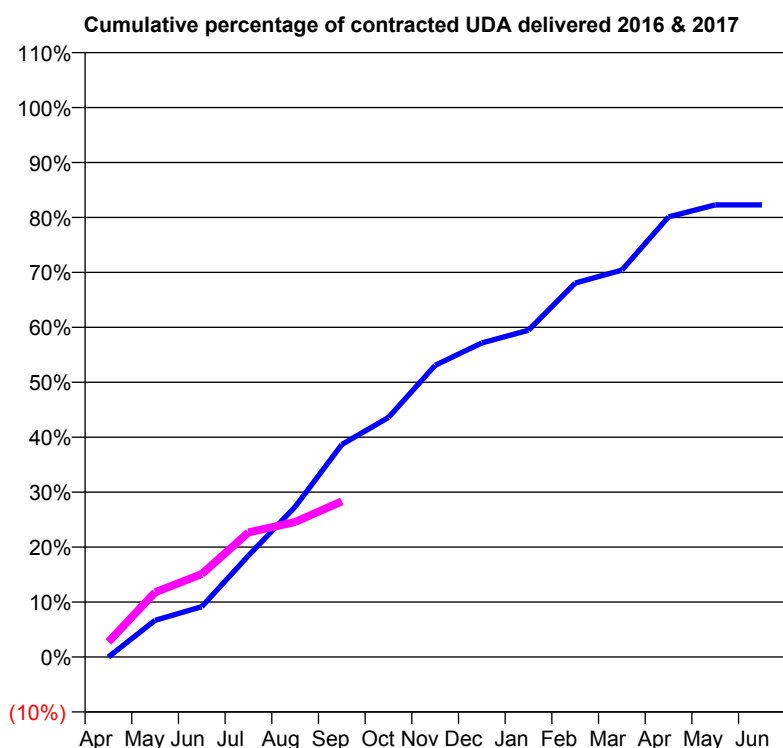
16/17 Contracted general activity (UDA)	688
Carry forward general activity (UDA)	0
16/17 Contracted orthodontic activity (UOA)	0
Carry forward orthodontic activity (UOA)	0
Baseline contract value	£16,056.26

ACCESS*

Patients seen in 24 months	Total	Change since previous quarter
Quarter ending September 2015	428	
Quarter ending December 2015	424	→
Quarter ending March 2016	414	↓
Quarter ending June 2016	405	↓
Quarter ending September 2016	390	↓
Variance since September 2015	(8.9%)	↓



ACTIVITY



Adjusted Scheduled Activity (UDA)		
Month	2016	2017
April	0	19
May	46	81
June	63	104
July	127	156
August	188	169
September	266	195
October	300	
November	365	
December	393	
January	409	
February	468	
March	484	
April	551	
May	566	
June	566	

QUALITY

	Quantity	Base Number	Contract	AT	Region	England
% of FP17s for the same patient ID Re-attending within 3 months - Children	7	226	3.1%	11.3%	12.0%	12.4%
% of FP17s for the same patient ID Re-attending within 3 months - Adults	0	8	0.0%	15.2%	15.9%	16.7%
% of FP17s for the same patient ID Re-attending between 3 & 9 months - Children	150	226	66.4%	58.7%	58.6%	57.4%
% of FP17s for the same patient ID Re-attending between 3 & 9 months - Adults	4	8	50.0%	50.0%	51.6%	50.5%
% of FP17s for Band 1 Urgent Courses	0	157	0.0%	9.7%	8.0%	9.1%
% of FP17s Relating to Free Repair or Replacements	0	157	0.0%	0.9%	0.8%	0.8%
% of FP17s Relating to Continuations	0	157	0.0%	1.3%	1.3%	1.3%
% of Patients satisfied with the dentistry they have received	1	1	N/A	91.2%	93.1%	93.2%
% of Patients satisfied with the time they had to wait for an appointment	1	1	N/A	85.6%	89.1%	89.0%

* This is based on patients treated on this contract for their most recent course of treatment. Figures in italics indicate the base number of FP17s or Patient Questionnaire responses are less than 100. N/A is shown where the base number of responses is less than 10 during the period. % is calculated as Quantity/Base number*100

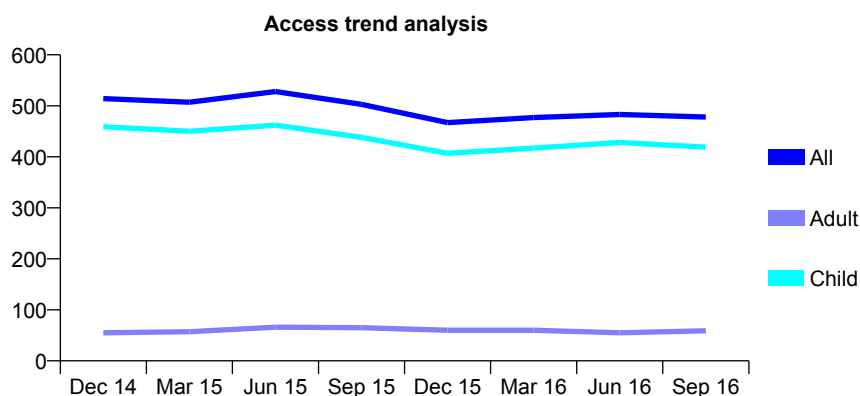
Q56 - Vital Signs At a Glance Contract Report for 565393/0001 - September 2016

Name or company name	MR S MILANOVIC
Contract type name	GDS Contract
Purpose of contract	General
Contract start date	01/04/2006
Contract end date	

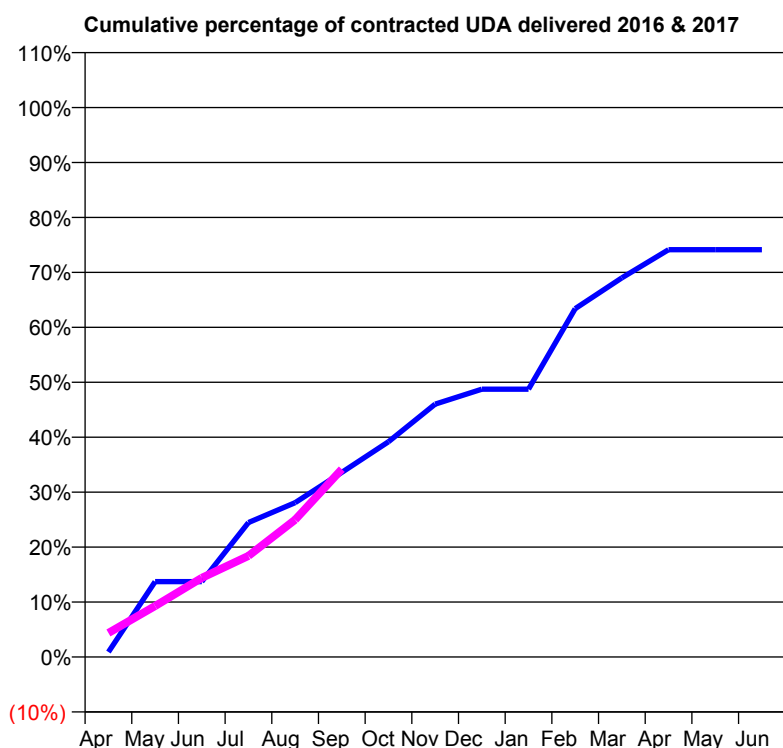
16/17 Contracted general activity (UDA)	1,110
Carry forward general activity (UDA)	0
16/17 Contracted orthodontic activity (UOA)	0
Carry forward orthodontic activity (UOA)	0
Baseline contract value	£22,598.68

ACCESS*

Patients seen in 24 months	Total	Change since previous quarter
Quarter ending September 2015	503	
Quarter ending December 2015	467	↓
Quarter ending March 2016	477	↑
Quarter ending June 2016	483	→
Quarter ending September 2016	478	↓
Variance since September 2015	(5.0%)	↓



ACTIVITY



Adjusted Scheduled Activity (UDA)		
Month	2016	2017
April	10	49
May	152	103
June	152	160
July	272	204
August	312	277
September	373	379
October	435	
November	511	
December	541	
January	541	
February	704	
March	766	
April	823	
May	823	
June	823	

QUALITY

	Quantity	Base Number	Contract	AT	Region	England
% of FP17s for the same patient ID Re-attending within 3 months - Children	14	327	4.3%	11.3%	12.0%	12.4%
% of FP17s for the same patient ID Re-attending within 3 months - Adults	0	24	0.0%	15.2%	15.9%	16.7%
% of FP17s for the same patient ID Re-attending between 3 & 9 months - Children	198	327	60.6%	58.7%	58.6%	57.4%
% of FP17s for the same patient ID Re-attending between 3 & 9 months - Adults	12	24	50.0%	50.0%	51.6%	50.5%
% of FP17s for Band 1 Urgent Courses	7	298	2.3%	9.7%	8.0%	9.1%
% of FP17s Relating to Free Repair or Replacements	0	298	0.0%	0.9%	0.8%	0.8%
% of FP17s Relating to Continuations	0	298	0.0%	1.3%	1.3%	1.3%
% of Patients satisfied with the dentistry they have received	1	1	N/A	91.2%	93.1%	93.2%
% of Patients satisfied with the time they had to wait for an appointment	1	1	N/A	85.6%	89.1%	89.0%

* This is based on patients treated on this contract for their most recent course of treatment. Figures in italics indicate the base number of FP17s or Patient Questionnaire responses are less than 100. N/A is shown where the base number of responses is less than 10 during the period. % is calculated as Quantity/Base number*100

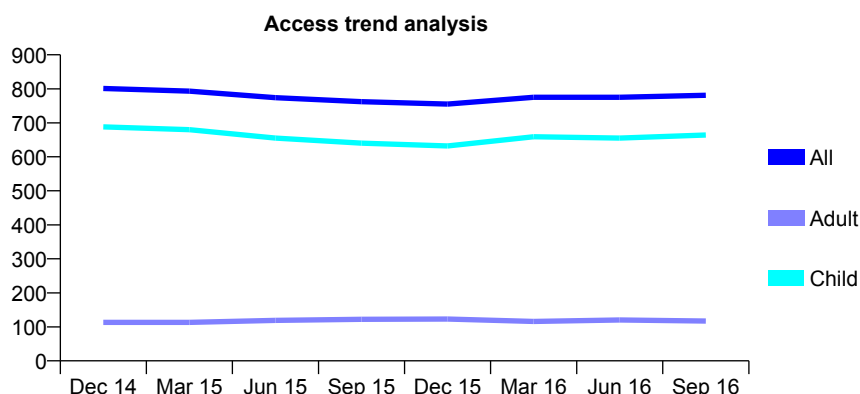
Q56 - Vital Signs At a Glance Contract Report for 567493/0001 - September 2016

Name or company name	MR WJ POULTER
Contract type name	GDS Contract
Purpose of contract	General
Contract start date	01/04/2006
Contract end date	

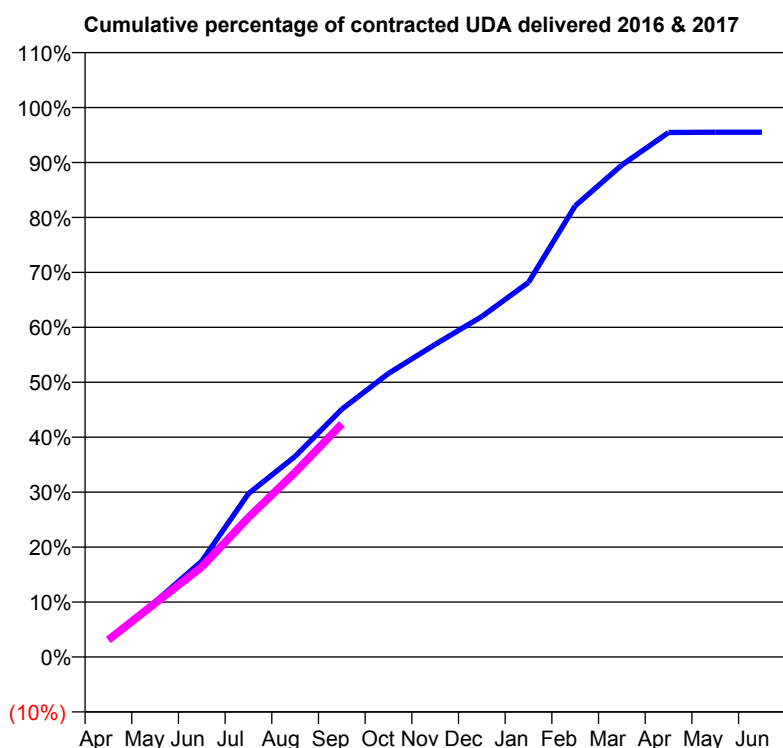
16/17 Contracted general activity (UDA)	2,077
Carry forward general activity (UDA)	0
16/17 Contracted orthodontic activity (UOA)	0
Carry forward orthodontic activity (UOA)	0
Baseline contract value	£40,917.27

ACCESS*

Patients seen in 24 months	Total	Change since previous quarter
Quarter ending September 2015	762	
Quarter ending December 2015	755	→
Quarter ending March 2016	775	↑
Quarter ending June 2016	775	→
Quarter ending September 2016	781	→
Variance since September 2015	2.5%	↑



ACTIVITY



Adjusted Scheduled Activity (UDA)		
Month	2016	2017
April	65	65
May	208	203
June	362	341
July	618	528
August	758	698
September	937	881
October	1,072	
November	1,182	
December	1,287	
January	1,416	
February	1,705	
March	1,860	
April	1,983	
May	1,984	
June	1,984	

QUALITY

	Quantity	Base Number	Contract	AT	Region	England
% of FP17s for the same patient ID Re-attending within 3 months - Children	84	664	12.7%	11.3%	12.0%	12.4%
% of FP17s for the same patient ID Re-attending within 3 months - Adults	6	50	12.0%	15.2%	15.9%	16.7%
% of FP17s for the same patient ID Re-attending between 3 & 9 months - Children	456	664	68.7%	58.7%	58.6%	57.4%
% of FP17s for the same patient ID Re-attending between 3 & 9 months - Adults	38	50	76.0%	50.0%	51.6%	50.5%
% of FP17s for Band 1 Urgent Courses	3	640	0.5%	9.7%	8.0%	9.1%
% of FP17s Relating to Free Repair or Replacements	0	640	0.0%	0.9%	0.8%	0.8%
% of FP17s Relating to Continuations	0	640	0.0%	1.3%	1.3%	1.3%
% of Patients satisfied with the dentistry they have received	10	10	100.0%	91.2%	93.1%	93.2%
% of Patients satisfied with the time they had to wait for an appointment	10	10	100.0%	85.6%	89.1%	89.0%

* This is based on patients treated on this contract for their most recent course of treatment. Figures in italics indicate the base number of FP17s or Patient Questionnaire responses are less than 100. N/A is shown where the base number of responses is less than 10 during the period. % is calculated as Quantity/Base number*100

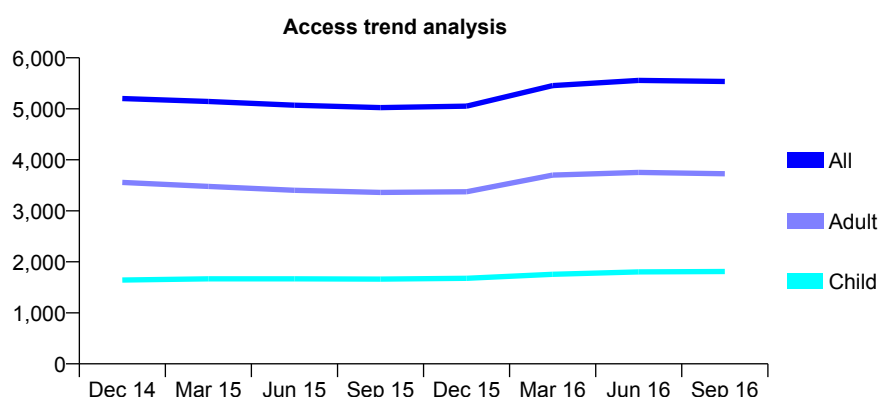
Q56 - Vital Signs At a Glance Contract Report for 568376/0001 - September 2016

Name or company name	MR N LAWRENCE
Contract type name	GDS Contract
Purpose of contract	General
Contract start date	01/04/2006
Contract end date	

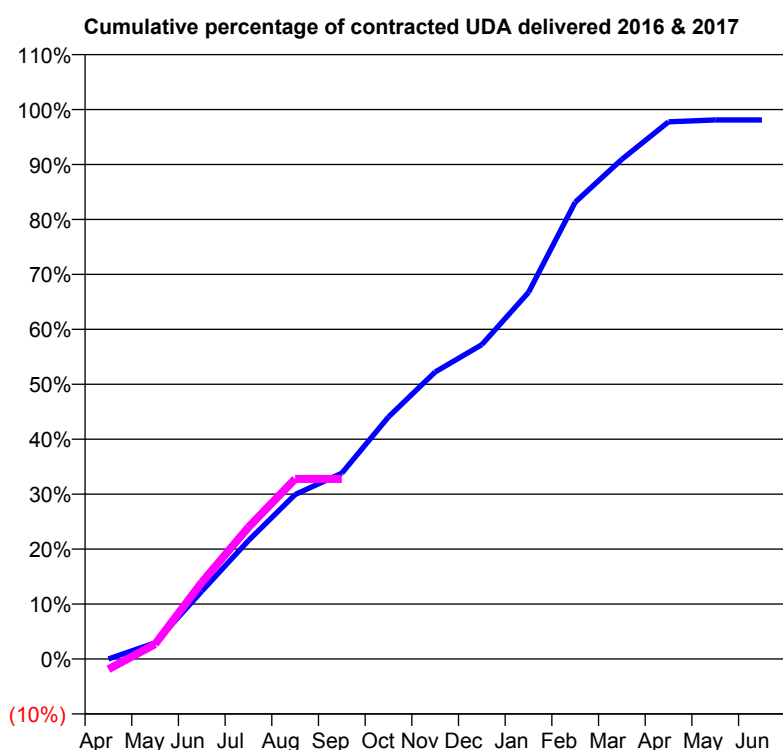
16/17 Contracted general activity (UDA)	16,273
Carry forward general activity (UDA)	308
16/17 Contracted orthodontic activity (UOA)	0
Carry forward orthodontic activity (UOA)	0
Baseline contract value	£375,119.56

ACCESS*

Patients seen in 24 months	Total	Change since previous quarter
Quarter ending September 2015	5,023	
Quarter ending December 2015	5,051	→
Quarter ending March 2016	5,455	↑
Quarter ending June 2016	5,556	→
Quarter ending September 2016	5,537	→
Variance since September 2015	10.2%	↑



ACTIVITY



Adjusted Scheduled Activity (UDA)		
Month	2016	2017
April	0	-308
May	480	438
June	2,007	2,268
July	3,511	3,905
August	4,873	5,331
September	5,502	5,331
October	7,169	
November	8,502	
December	9,309	
January	10,860	
February	13,529	
March	14,799	
April	15,907	
May	15,965	
June	15,965	

QUALITY

	Quantity	Base Number	Contract	AT	Region	England
% of FP17s for the same patient ID Re-attending within 3 months - Children	147	1,319	11.1%	11.3%	12.0%	12.4%
% of FP17s for the same patient ID Re-attending within 3 months - Adults	364	2,376	15.3%	15.2%	15.9%	16.7%
% of FP17s for the same patient ID Re-attending between 3 & 9 months - Children	821	1,319	62.2%	58.7%	58.6%	57.4%
% of FP17s for the same patient ID Re-attending between 3 & 9 months - Adults	1,441	2,376	60.6%	50.0%	51.6%	50.5%
% of FP17s for Band 1 Urgent Courses	107	3,078	3.5%	9.7%	8.0%	9.1%
% of FP17s Relating to Free Repair or Replacements	13	3,078	0.4%	0.9%	0.8%	0.8%
% of FP17s Relating to Continuations	35	3,078	1.1%	1.3%	1.3%	1.3%
% of Patients satisfied with the dentistry they have received	7	7	N/A	91.2%	93.1%	93.2%
% of Patients satisfied with the time they had to wait for an appointment	7	7	N/A	85.6%	89.1%	89.0%

* This is based on patients treated on this contract for their most recent course of treatment. Figures in italics indicate the base number of FP17s or Patient Questionnaire responses are less than 100. N/A is shown where the base number of responses is less than 10 during the period. % is calculated as Quantity/Base number*100

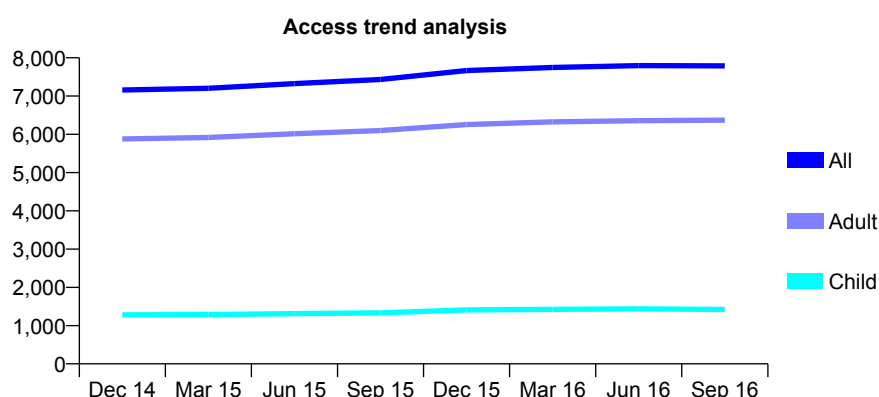
Q56 - Vital Signs At a Glance Contract Report for 569127/0001 - September 2016

Name or company name	MR JC PENNINGTON
Contract type name	PDS Contract
Purpose of contract	General
Contract start date	01/04/2006
Contract end date	31/03/2018

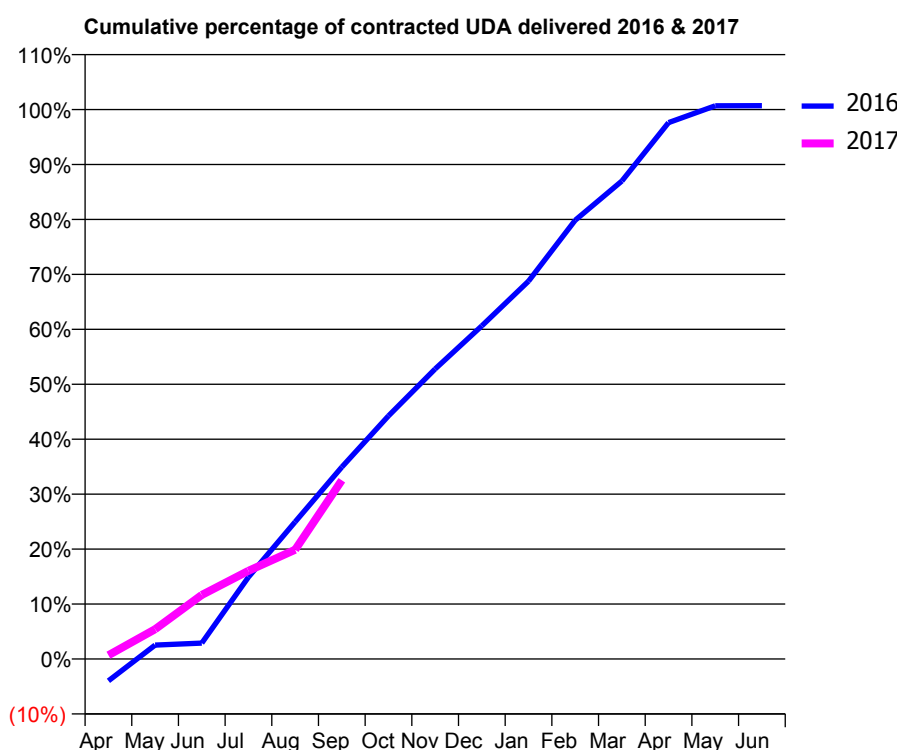
16/17 Contracted general activity (UDA)	22,405
Carry forward general activity (UDA)	-157
16/17 Contracted orthodontic activity (UOA)	0
Carry forward orthodontic activity (UOA)	0
Baseline contract value	£624,684.11

ACCESS*

Patients seen in 24 months	Total	Change since previous quarter
Quarter ending September 2015	7,432	
Quarter ending December 2015	7,666	↑
Quarter ending March 2016	7,747	→
Quarter ending June 2016	7,796	→
Quarter ending September 2016	7,790	→
Variance since September 2015	4.8%	↑



ACTIVITY



Adjusted Scheduled Activity (UDA)		
Month	2016	2017
April	-897	157
May	570	1,215
June	647	2,614
July	3,343	3,598
August	5,591	4,458
September	7,825	7,291
October	9,916	
November	11,827	
December	13,582	
January	15,407	
February	17,892	
March	19,491	
April	21,872	
May	22,554	
June	22,562	

QUALITY

	Quantity	Base Number	Contract	AT	Region	England
% of FP17s for the same patient ID Re-attending within 3 months - Children	108	1,141	9.5%	11.3%	12.0%	12.4%
% of FP17s for the same patient ID Re-attending within 3 months - Adults	732	4,768	15.4%	15.2%	15.9%	16.7%
% of FP17s for the same patient ID Re-attending between 3 & 9 months - Children	736	1,141	64.5%	58.7%	58.6%	57.4%
% of FP17s for the same patient ID Re-attending between 3 & 9 months - Adults	3,019	4,768	63.3%	50.0%	51.6%	50.5%
% of FP17s for Band 1 Urgent Courses	181	4,183	4.3%	9.7%	8.0%	9.1%
% of FP17s Relating to Free Repair or Replacements	46	4,183	1.1%	0.9%	0.8%	0.8%
% of FP17s Relating to Continuations	62	4,183	1.5%	1.3%	1.3%	1.3%
% of Patients satisfied with the dentistry they have received	8	9	N/A	91.2%	93.1%	93.2%
% of Patients satisfied with the time they had to wait for an appointment	7	9	N/A	85.6%	89.1%	89.0%

* This is based on patients treated on this contract for their most recent course of treatment. Figures in italics indicate the base number of FP17s or Patient Questionnaire responses are less than 100. N/A is shown where the base number of responses is less than 10 during the period. % is calculated as Quantity/Base number*100

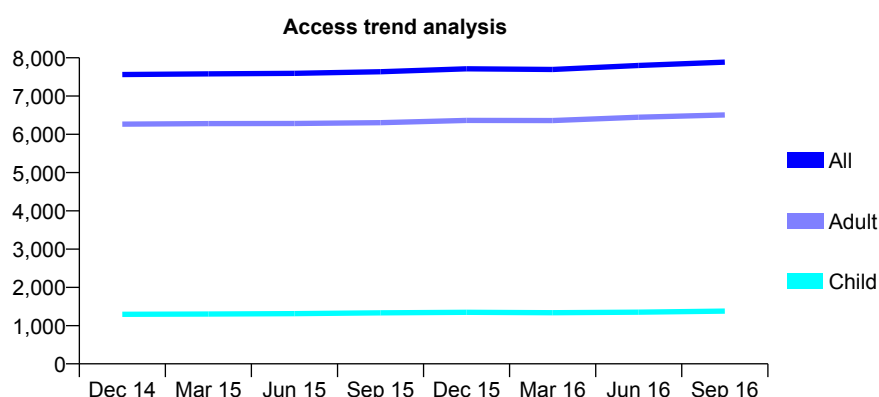
Q56 - Vital Signs At a Glance Contract Report for 571334/0001 - September 2016

Name or company name	MR NA BURNETT
Contract type name	GDS Contract
Purpose of contract	General
Contract start date	01/04/2006
Contract end date	

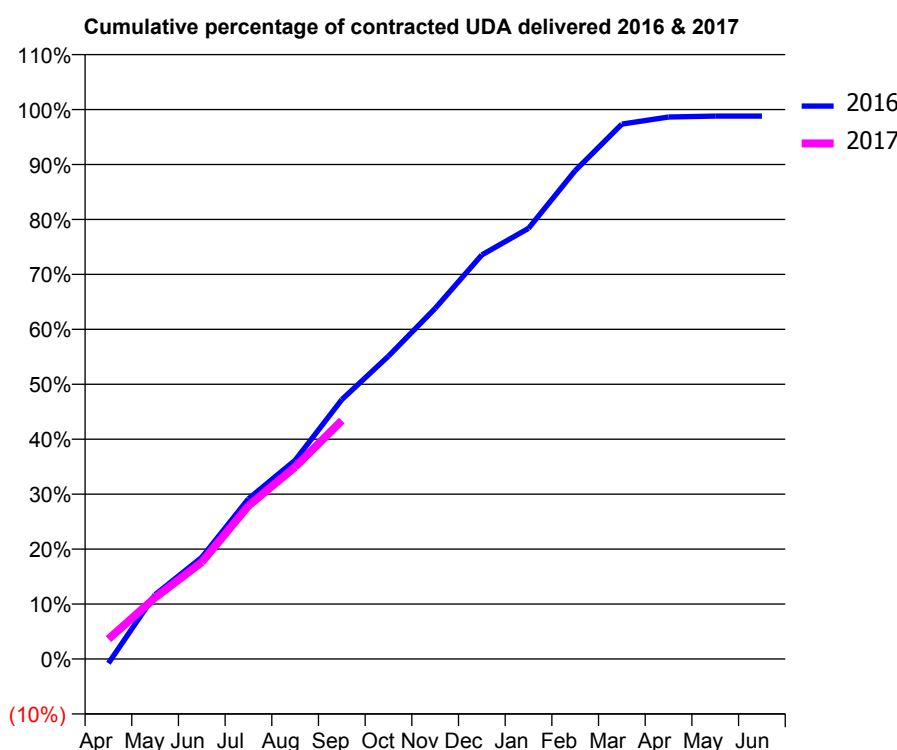
16/17 Contracted general activity (UDA)	22,584
Carry forward general activity (UDA)	270
16/17 Contracted orthodontic activity (UOA)	0
Carry forward orthodontic activity (UOA)	0
Baseline contract value	£582,520.39

ACCESS*

Patients seen in 24 months	Total	Change since previous quarter
Quarter ending September 2015	7,636	
Quarter ending December 2015	7,711	→
Quarter ending March 2016	7,696	→
Quarter ending June 2016	7,799	→
Quarter ending September 2016	7,886	→
Variance since September 2015	3.3%	↑



ACTIVITY



Adjusted Scheduled Activity (UDA)		
Month	2016	2017
April	-178	817
May	2,644	2,522
June	4,178	3,982
July	6,587	6,301
August	8,169	7,892
September	10,661	9,804
October	12,448	
November	14,412	
December	16,608	
January	17,698	
February	20,071	
March	21,984	
April	22,274	
May	22,312	
June	22,314	

QUALITY

	Quantity	Base Number	Contract	AT	Region	England
% of FP17s for the same patient ID Re-attending within 3 months - Children	48	1,067	4.5%	11.3%	12.0%	12.4%
% of FP17s for the same patient ID Re-attending within 3 months - Adults	500	4,641	10.8%	15.2%	15.9%	16.7%
% of FP17s for the same patient ID Re-attending between 3 & 9 months - Children	705	1,067	66.1%	58.7%	58.6%	57.4%
% of FP17s for the same patient ID Re-attending between 3 & 9 months - Adults	2,784	4,641	60.0%	50.0%	51.6%	50.5%
% of FP17s for Band 1 Urgent Courses	394	5,547	7.1%	9.7%	8.0%	9.1%
% of FP17s Relating to Free Repair or Replacements	36	5,547	0.6%	0.9%	0.8%	0.8%
% of FP17s Relating to Continuations	11	5,547	0.2%	1.3%	1.3%	1.3%
% of Patients satisfied with the dentistry they have received	6	6	N/A	91.2%	93.1%	93.2%
% of Patients satisfied with the time they had to wait for an appointment	4	6	N/A	85.6%	89.1%	89.0%

* This is based on patients treated on this contract for their most recent course of treatment. Figures in italics indicate the base number of FP17s or Patient Questionnaire responses are less than 100. N/A is shown where the base number of responses is less than 10 during the period. % is calculated as Quantity/Base number*100

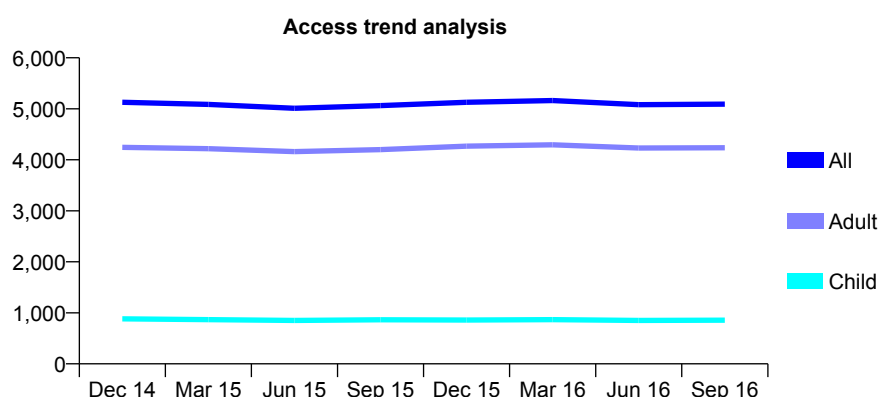
Q56 - Vital Signs At a Glance Contract Report for 576603/0001 - September 2016

Name or company name	MR AD CLIFFT
Contract type name	GDS Contract
Purpose of contract	General
Contract start date	01/04/2006
Contract end date	

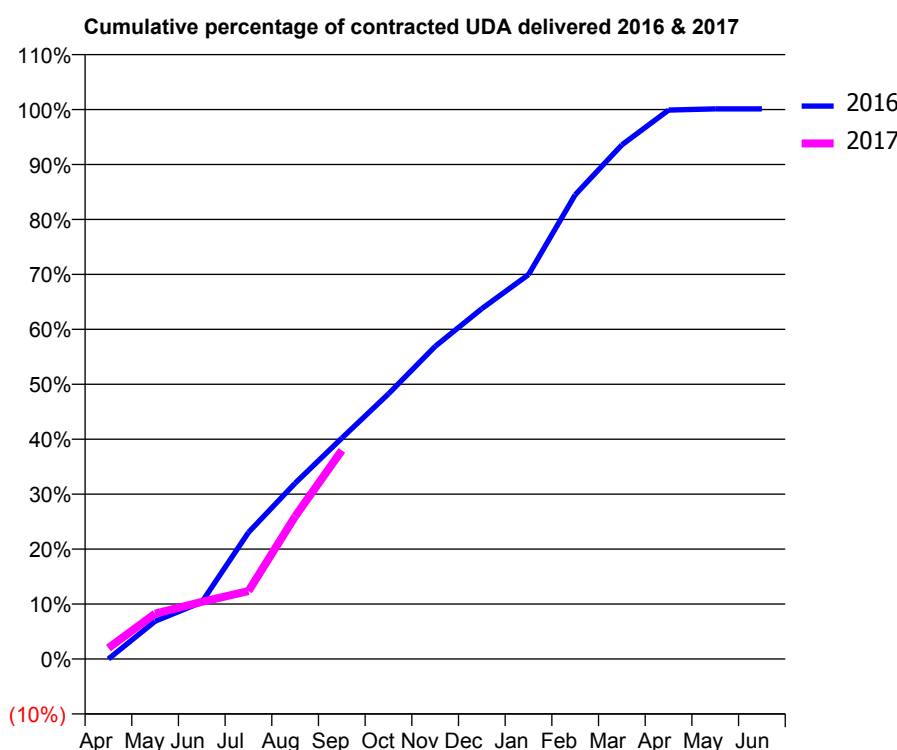
16/17 Contracted general activity (UDA)	11,657
Carry forward general activity (UDA)	-14
16/17 Contracted orthodontic activity (UOA)	0
Carry forward orthodontic activity (UOA)	0
Baseline contract value	£281,183.82

ACCESS*

Patients seen in 24 months	Total	Change since previous quarter
Quarter ending September 2015	5,064	
Quarter ending December 2015	5,127	→
Quarter ending March 2016	5,161	→
Quarter ending June 2016	5,081	↓
Quarter ending September 2016	5,092	→
Variance since September 2015	0.6%	→



ACTIVITY



Adjusted Scheduled Activity (UDA)		
Month	2016	2017
April	0	233
May	801	964
June	1,205	1,212
July	2,685	1,440
August	3,729	3,026
September	4,687	4,427
October	5,625	
November	6,631	
December	7,433	
January	8,153	
February	9,849	
March	10,907	
April	11,645	
May	11,671	
June	11,671	

QUALITY

	Quantity	Base Number	Contract	AT	Region	England
% of FP17s for the same patient ID Re-attending within 3 months - Children	24	553	4.3%	11.3%	12.0%	12.4%
% of FP17s for the same patient ID Re-attending within 3 months - Adults	188	2,075	9.1%	15.2%	15.9%	16.7%
% of FP17s for the same patient ID Re-attending between 3 & 9 months - Children	289	553	52.3%	58.7%	58.6%	57.4%
% of FP17s for the same patient ID Re-attending between 3 & 9 months - Adults	404	2,075	19.5%	50.0%	51.6%	50.5%
% of FP17s for Band 1 Urgent Courses	138	2,284	6.0%	9.7%	8.0%	9.1%
% of FP17s Relating to Free Repair or Replacements	9	2,284	0.4%	0.9%	0.8%	0.8%
% of FP17s Relating to Continuations	15	2,284	0.7%	1.3%	1.3%	1.3%
% of Patients satisfied with the dentistry they have received	3	3	N/A	91.2%	93.1%	93.2%
% of Patients satisfied with the time they had to wait for an appointment	3	3	N/A	85.6%	89.1%	89.0%

* This is based on patients treated on this contract for their most recent course of treatment. Figures in italics indicate the base number of FP17s or Patient Questionnaire responses are less than 100. N/A is shown where the base number of responses is less than 10 during the period. % is calculated as Quantity/Base number*100

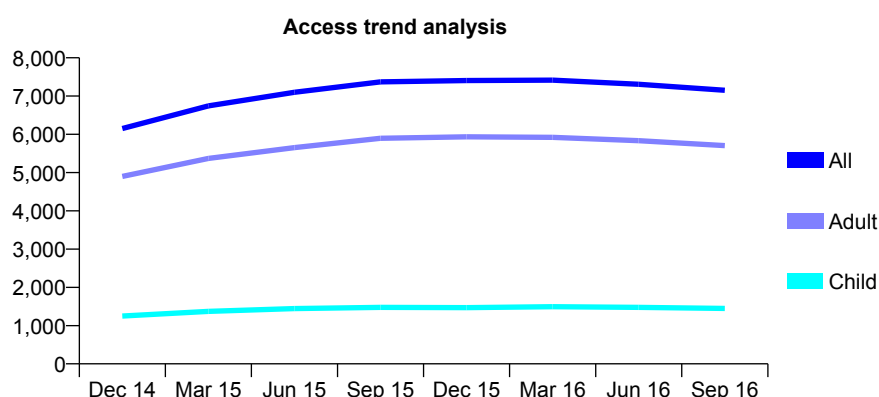
Q56 - Vital Signs At a Glance Contract Report for 577871/0001 - September 2016

Name or company name	MRS PS DURANT
Contract type name	GDS Contract
Purpose of contract	General
Contract start date	01/11/2013
Contract end date	

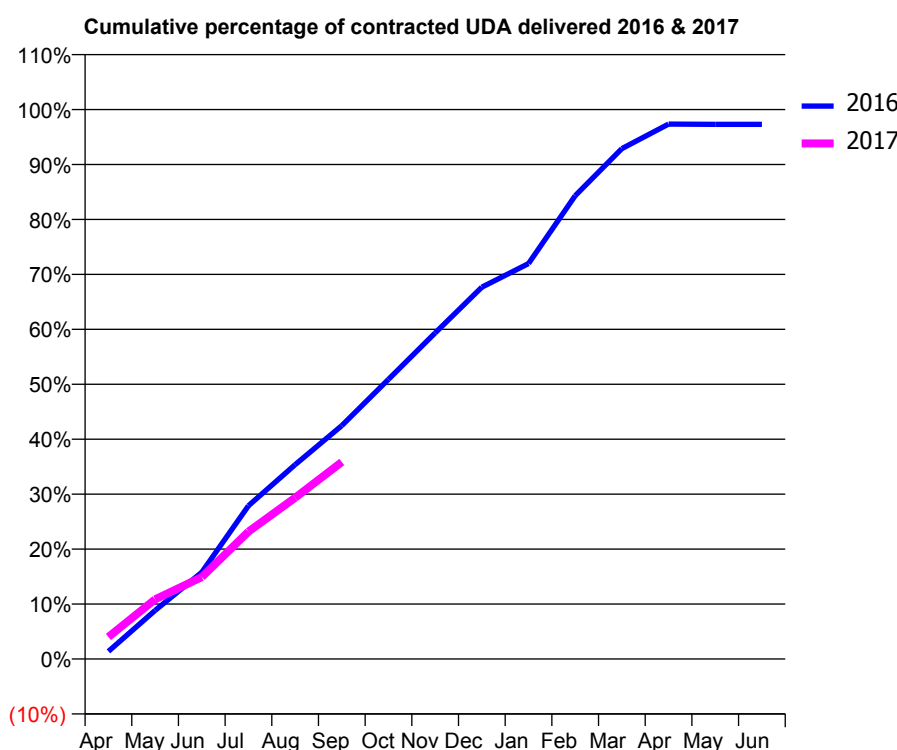
16/17 Contracted general activity (UDA)	23,142
Carry forward general activity (UDA)	0
16/17 Contracted orthodontic activity (UOA)	0
Carry forward orthodontic activity (UOA)	0
Baseline contract value	£614,693.78

ACCESS*

Patients seen in 24 months	Total	Change since previous quarter
Quarter ending September 2015	7,372	
Quarter ending December 2015	7,406	→
Quarter ending March 2016	7,415	→
Quarter ending June 2016	7,309	↓
Quarter ending September 2016	7,151	↓
Variance since September 2015	(3.0%)	↓



ACTIVITY



Adjusted Scheduled Activity (UDA)		
Month	2016	2017
April	295	927
May	1,869	2,515
June	3,336	3,452
July	5,899	5,367
August	7,476	6,792
September	8,983	8,299
October	10,762	
November	12,548	
December	14,307	
January	15,217	
February	17,824	
March	19,635	
April	20,581	
May	20,573	
June	20,573	

QUALITY

	Quantity	Base Number	Contract	AT	Region	England
% of FP17s for the same patient ID Re-attending within 3 months - Children	92	1,090	8.4%	11.3%	12.0%	12.4%
% of FP17s for the same patient ID Re-attending within 3 months - Adults	656	3,822	17.2%	15.2%	15.9%	16.7%
% of FP17s for the same patient ID Re-attending between 3 & 9 months - Children	639	1,090	58.6%	58.7%	58.6%	57.4%
% of FP17s for the same patient ID Re-attending between 3 & 9 months - Adults	1,907	3,822	49.9%	50.0%	51.6%	50.5%
% of FP17s for Band 1 Urgent Courses	733	4,496	16.3%	9.7%	8.0%	9.1%
% of FP17s Relating to Free Repair or Replacements	28	4,496	0.6%	0.9%	0.8%	0.8%
% of FP17s Relating to Continuations	11	4,496	0.2%	1.3%	1.3%	1.3%
% of Patients satisfied with the dentistry they have received	6	6	N/A	91.2%	93.1%	93.2%
% of Patients satisfied with the time they had to wait for an appointment	5	6	N/A	85.6%	89.1%	89.0%

* This is based on patients treated on this contract for their most recent course of treatment. Figures in italics indicate the base number of FP17s or Patient Questionnaire responses are less than 100. N/A is shown where the base number of responses is less than 10 during the period. % is calculated as Quantity/Base number*100

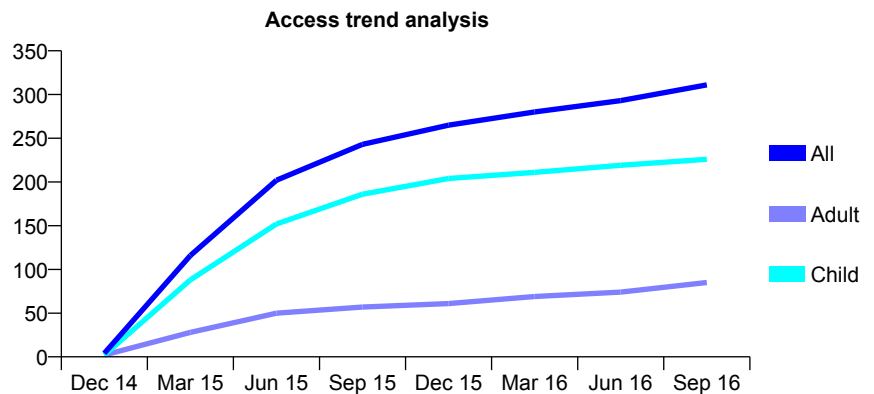
Q56 - Vital Signs At a Glance Contract Report for 626317/0002 - September 2016

Name or company name	MR S LITTLE
Contract type name	GDS Contract
Purpose of contract	General
Contract start date	08/12/2014
Contract end date	

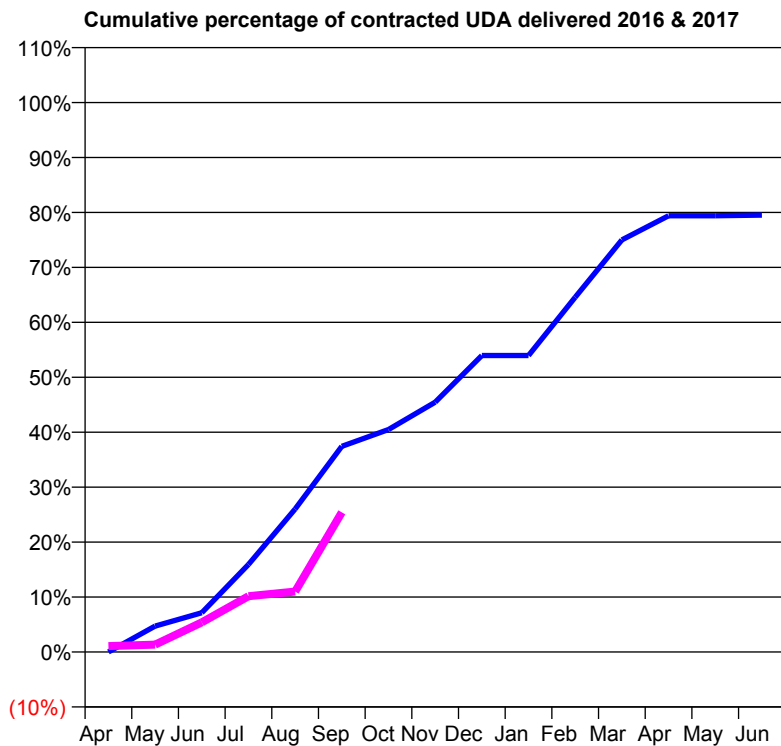
16/17 Contracted general activity (UDA)	825
Carry forward general activity (UDA)	0
16/17 Contracted orthodontic activity (UOA)	0
Carry forward orthodontic activity (UOA)	0
Baseline contract value	£18,024.01

ACCESS*

Patients seen in 24 months	Total	Change since previous quarter
Quarter ending September 2015	243	
Quarter ending December 2015	265	↑
Quarter ending March 2016	280	↑
Quarter ending June 2016	293	↑
Quarter ending September 2016	311	↑
Variance since September 2015	28.0%	↑



ACTIVITY



Adjusted Scheduled Activity (UDA)		
Month	2016	2017
April	0	9
May	39	11
June	59	45
July	131	84
August	215	91
September	309	210
October	334	
November	375	
December	445	
January	445	
February	533	
March	619	
April	655	
May	655	
June	656	

QUALITY

	Quantity	Base Number	Contract	AT	Region	England
% of FP17s for the same patient ID Re-attending within 3 months - Children	8	159	5.0%	11.3%	12.0%	12.4%
% of FP17s for the same patient ID Re-attending within 3 months - Adults	6	38	15.8%	15.2%	15.9%	16.7%
% of FP17s for the same patient ID Re-attending between 3 & 9 months - Children	98	159	61.6%	58.7%	58.6%	57.4%
% of FP17s for the same patient ID Re-attending between 3 & 9 months - Adults	26	38	68.4%	50.0%	51.6%	50.5%
% of FP17s for Band 1 Urgent Courses	4	156	2.6%	9.7%	8.0%	9.1%
% of FP17s Relating to Free Repair or Replacements	0	156	0.0%	0.9%	0.8%	0.8%
% of FP17s Relating to Continuations	0	156	0.0%	1.3%	1.3%	1.3%
% of Patients satisfied with the dentistry they have received	0	0	N/A	91.2%	93.1%	93.2%
% of Patients satisfied with the time they had to wait for an appointment	0	0	N/A	85.6%	89.1%	89.0%

* This is based on patients treated on this contract for their most recent course of treatment. Figures in italics indicate the base number of FP17s or Patient Questionnaire responses are less than 100. N/A is shown where the base number of responses is less than 10 during the period. % is calculated as Quantity/Base number*100

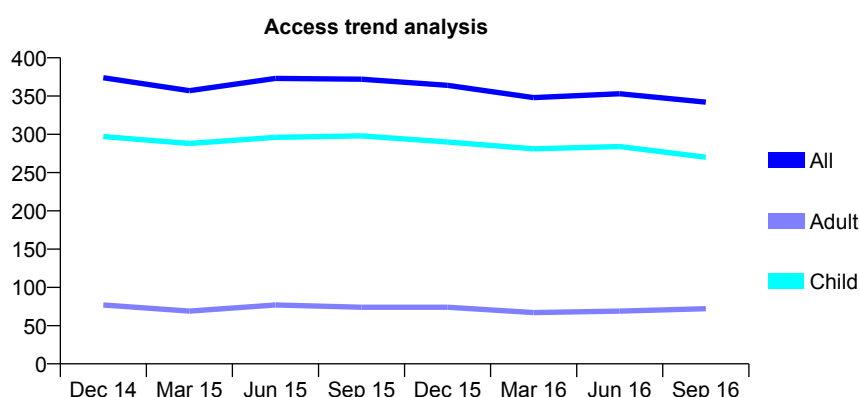
Q56 - Vital Signs At a Glance Contract Report for 631647/0001 - September 2016

Name or company name	MR RP BANDENBURG
Contract type name	GDS Contract
Purpose of contract	General
Contract start date	01/04/2006
Contract end date	

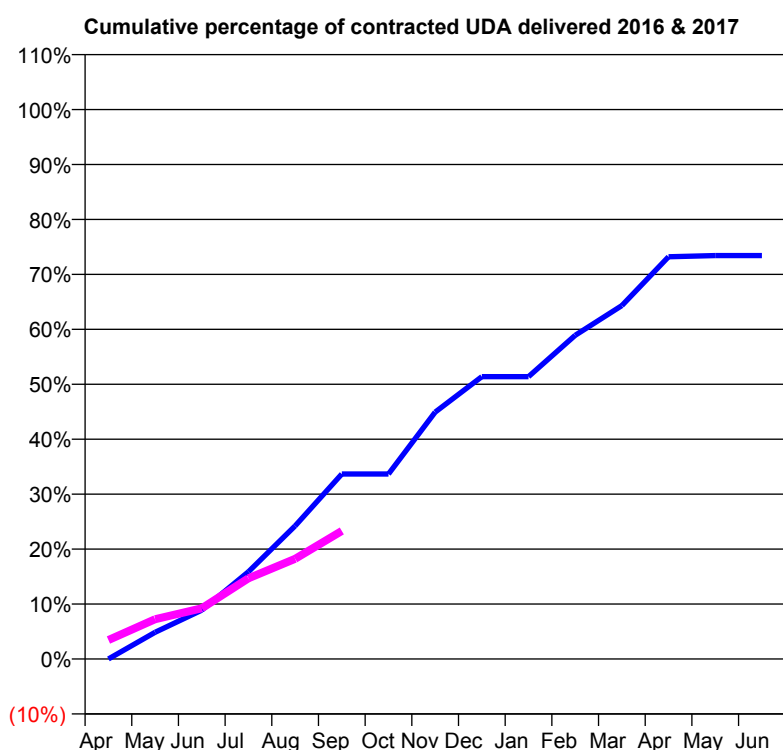
16/17 Contracted general activity (UDA)	905
Carry forward general activity (UDA)	0
16/17 Contracted orthodontic activity (UOA)	0
Carry forward orthodontic activity (UOA)	0
Baseline contract value	£19,610.99

ACCESS*

Patients seen in 24 months	Total	Change since previous quarter
Quarter ending September 2015	372	
Quarter ending December 2015	364	↓
Quarter ending March 2016	348	↓
Quarter ending June 2016	353	→
Quarter ending September 2016	342	↓
Variance since September 2015	(8.1%)	↓



ACTIVITY



Adjusted Scheduled Activity (UDA)		
Month	2016	2017
April	0	31
May	44	66
June	80	84
July	144	133
August	219	165
September	305	211
October	305	
November	407	
December	465	
January	465	
February	533	
March	582	
April	662	
May	664	
June	664	

QUALITY

	Quantity	Base Number	Contract	AT	Region	England
% of FP17s for the same patient ID Re-attending within 3 months - Children	21	217	9.7%	11.3%	12.0%	12.4%
% of FP17s for the same patient ID Re-attending within 3 months - Adults	2	16	12.5%	15.2%	15.9%	16.7%
% of FP17s for the same patient ID Re-attending between 3 & 9 months - Children	135	217	62.2%	58.7%	58.6%	57.4%
% of FP17s for the same patient ID Re-attending between 3 & 9 months - Adults	8	16	50.0%	50.0%	51.6%	50.5%
% of FP17s for Band 1 Urgent Courses	5	171	2.9%	9.7%	8.0%	9.1%
% of FP17s Relating to Free Repair or Replacements	0	171	0.0%	0.9%	0.8%	0.8%
% of FP17s Relating to Continuations	0	171	0.0%	1.3%	1.3%	1.3%
% of Patients satisfied with the dentistry they have received	0	0	N/A	91.2%	93.1%	93.2%
% of Patients satisfied with the time they had to wait for an appointment	0	0	N/A	85.6%	89.1%	89.0%

* This is based on patients treated on this contract for their most recent course of treatment. Figures in italics indicate the base number of FP17s or Patient Questionnaire responses are less than 100. N/A is shown where the base number of responses is less than 10 during the period. % is calculated as Quantity/Base number*100

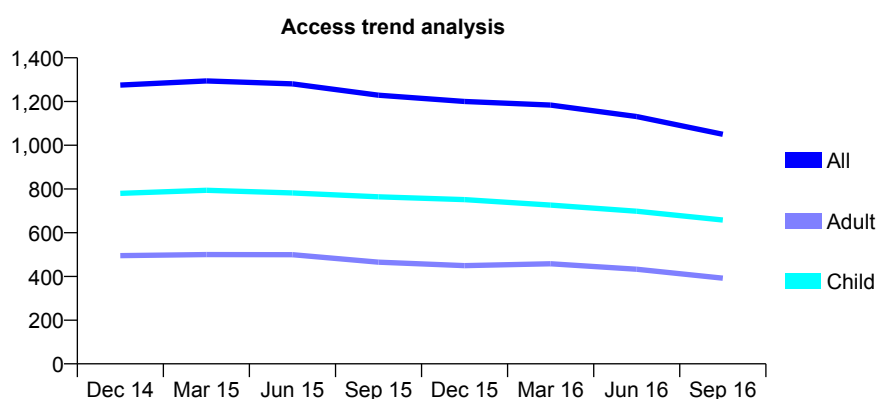
Q56 - Vital Signs At a Glance Contract Report for 636096/0001 - September 2016

Name or company name	MR SG NICOLL
Contract type name	GDS Contract
Purpose of contract	General
Contract start date	01/04/2006
Contract end date	

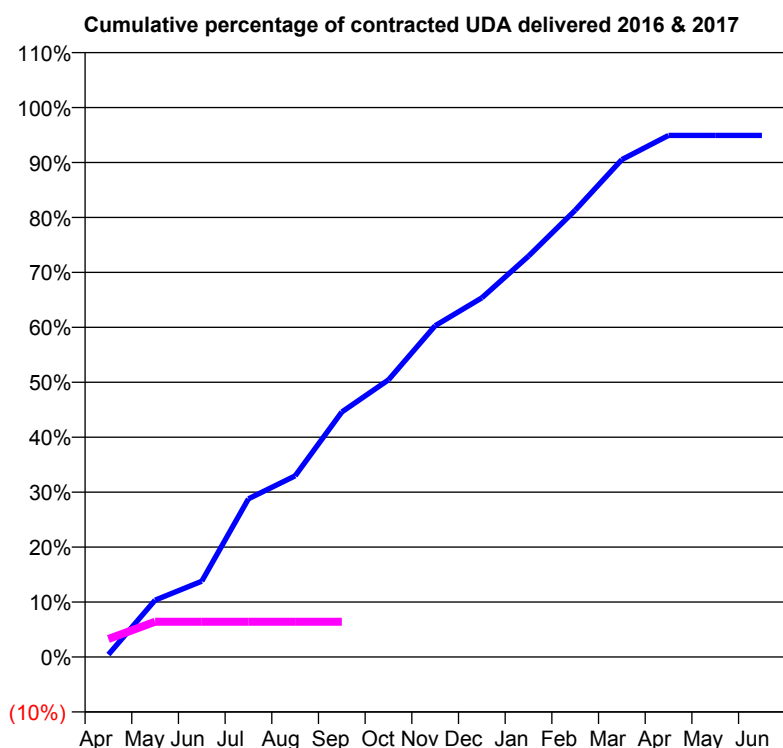
16/17 Contracted general activity (UDA)	2,882
Carry forward general activity (UDA)	0
16/17 Contracted orthodontic activity (UOA)	0
Carry forward orthodontic activity (UOA)	0
Baseline contract value	£79,281.11

ACCESS*

Patients seen in 24 months	Total	Change since previous quarter
Quarter ending September 2015	1,229	
Quarter ending December 2015	1,200	↓
Quarter ending March 2016	1,184	↓
Quarter ending June 2016	1,131	↓
Quarter ending September 2016	1,050	↓
Variance since September 2015	(14.6%)	↓



ACTIVITY



Adjusted Scheduled Activity (UDA)		
Month	2016	2017
April	8	95
May	186	185
June	248	185
July	518	185
August	593	185
September	803	185
October	908	
November	1,085	
December	1,176	
January	1,313	
February	1,463	
March	1,629	
April	1,708	
May	1,708	
June	1,708	

QUALITY

	Quantity	Base Number	Contract	AT	Region	England
% of FP17s for the same patient ID Re-attending within 3 months - Children	13	138	9.4%	11.3%	12.0%	12.4%
% of FP17s for the same patient ID Re-attending within 3 months - Adults	0	39	0.0%	15.2%	15.9%	16.7%
% of FP17s for the same patient ID Re-attending between 3 & 9 months - Children	72	138	52.2%	58.7%	58.6%	57.4%
% of FP17s for the same patient ID Re-attending between 3 & 9 months - Adults	24	39	61.5%	50.0%	51.6%	50.5%
% of FP17s for Band 1 Urgent Courses	1	125	0.8%	9.7%	8.0%	9.1%
% of FP17s Relating to Free Repair or Replacements	0	125	0.0%	0.9%	0.8%	0.8%
% of FP17s Relating to Continuations	0	125	0.0%	1.3%	1.3%	1.3%
% of Patients satisfied with the dentistry they have received	1	1	N/A	91.2%	93.1%	93.2%
% of Patients satisfied with the time they had to wait for an appointment	1	1	N/A	85.6%	89.1%	89.0%

* This is based on patients treated on this contract for their most recent course of treatment. Figures in italics indicate the base number of FP17s or Patient Questionnaire responses are less than 100. N/A is shown where the base number of responses is less than 10 during the period. % is calculated as Quantity/Base number*100

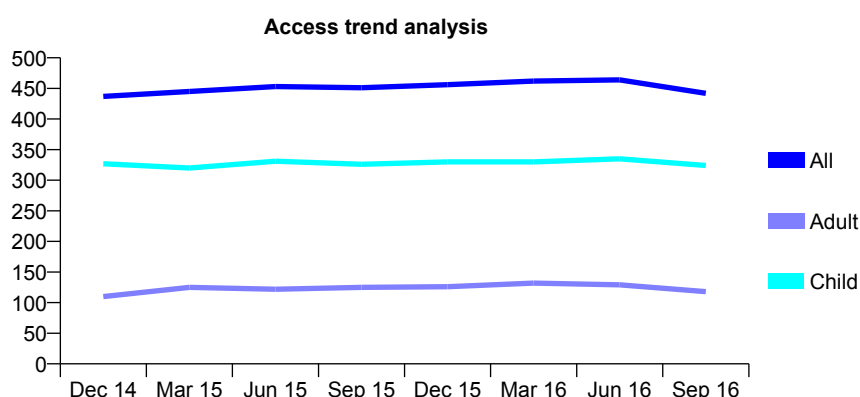
Q56 - Vital Signs At a Glance Contract Report for 639214/0001 - September 2016

Name or company name	MISS CA NEVILLE
Contract type name	GDS Contract
Purpose of contract	General
Contract start date	01/04/2006
Contract end date	

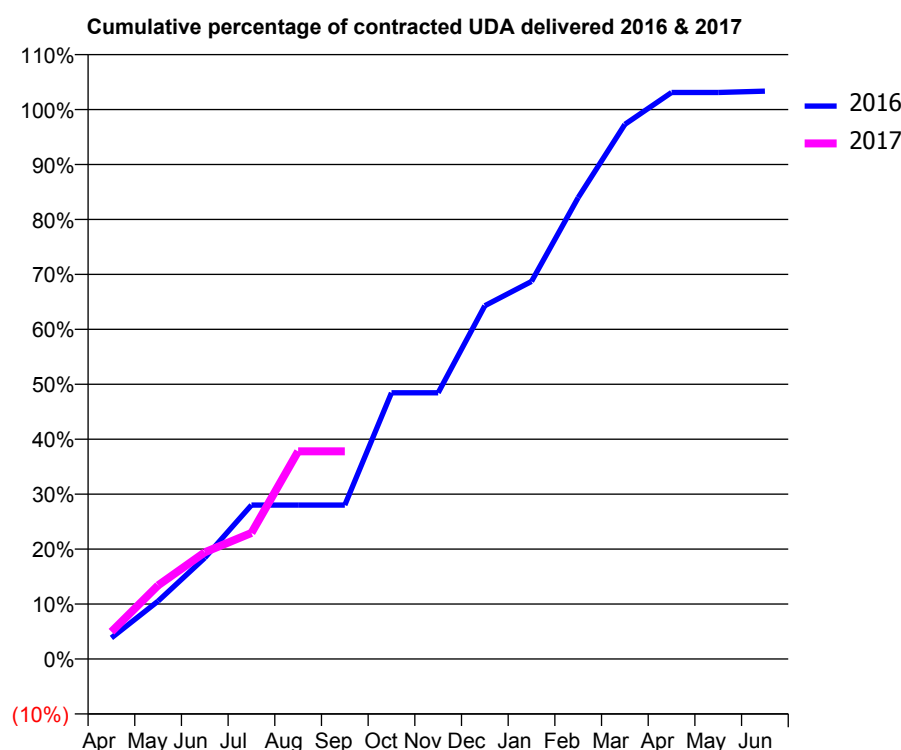
16/17 Contracted general activity (UDA)	865
Carry forward general activity (UDA)	-17
16/17 Contracted orthodontic activity (UOA)	0
Carry forward orthodontic activity (UOA)	0
Baseline contract value	£20,988.55

ACCESS*

Patients seen in 24 months	Total	Change since previous quarter
Quarter ending September 2015	451	
Quarter ending December 2015	456	→
Quarter ending March 2016	462	→
Quarter ending June 2016	464	→
Quarter ending September 2016	442	↓
Variance since September 2015	(2.0%)	↓



ACTIVITY



Month	Adjusted Scheduled Activity (UDA)	
	2016	2017
April	33	43
May	91	116
June	159	168
July	242	198
August	242	327
September	242	327
October	419	
November	419	
December	556	
January	594	
February	726	
March	842	
April	892	
May	892	
June	894	

QUALITY

	Quantity	Base Number	Contract	AT	Region	England
% of FP17s for the same patient ID Re-attending within 3 months - Children	19	231	8.2%	11.3%	12.0%	12.4%
% of FP17s for the same patient ID Re-attending within 3 months - Adults	1	28	3.6%	15.2%	15.9%	16.7%
% of FP17s for the same patient ID Re-attending between 3 & 9 months - Children	148	231	64.1%	58.7%	58.6%	57.4%
% of FP17s for the same patient ID Re-attending between 3 & 9 months - Adults	13	28	46.4%	50.0%	51.6%	50.5%
% of FP17s for Band 1 Urgent Courses	5	219	2.3%	9.7%	8.0%	9.1%
% of FP17s Relating to Free Repair or Replacements	1	219	0.5%	0.9%	0.8%	0.8%
% of FP17s Relating to Continuations	0	219	0.0%	1.3%	1.3%	1.3%
% of Patients satisfied with the dentistry they have received	1	1	N/A	91.2%	93.1%	93.2%
% of Patients satisfied with the time they had to wait for an appointment	1	1	N/A	85.6%	89.1%	89.0%

* This is based on patients treated on this contract for their most recent course of treatment. Figures in italics indicate the base number of FP17s or Patient Questionnaire responses are less than 100. N/A is shown where the base number of responses is less than 10 during the period. % is calculated as Quantity/Base number*100

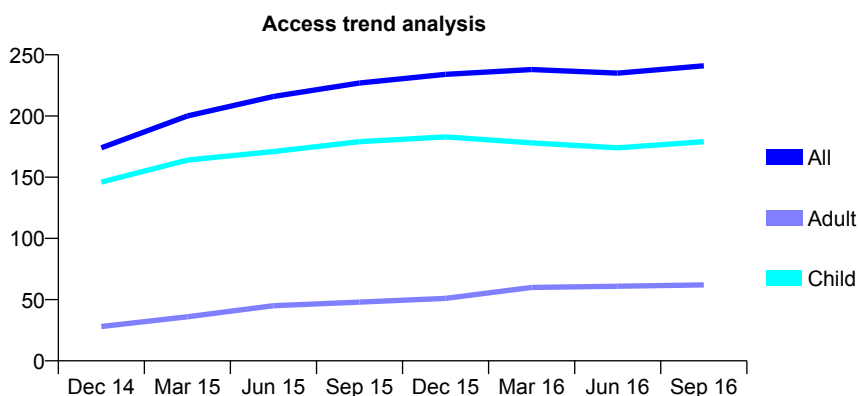
Q56 - Vital Signs At a Glance Contract Report for 644072/0001 - September 2016

Name or company name	MR A BROWN
Contract type name	GDS Contract
Purpose of contract	General
Contract start date	01/06/2014
Contract end date	

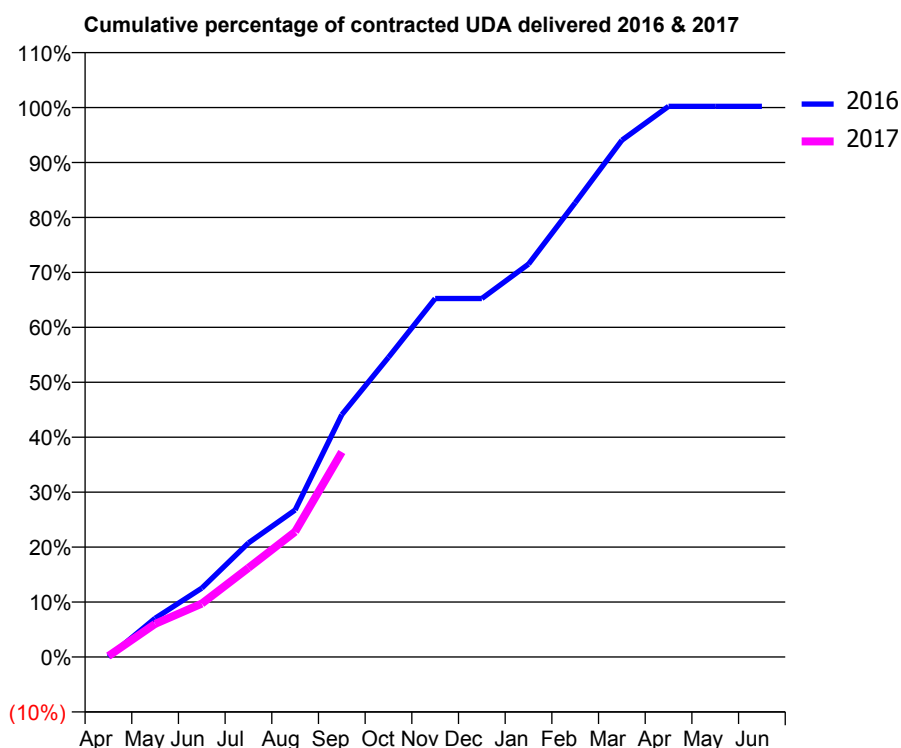
16/17 Contracted general activity (UDA)	550
Carry forward general activity (UDA)	-1
16/17 Contracted orthodontic activity (UOA)	0
Carry forward orthodontic activity (UOA)	0
Baseline contract value	£11,121.91

ACCESS*

Patients seen in 24 months	Total	Change since previous quarter
Quarter ending September 2015	227	
Quarter ending December 2015	234	↑
Quarter ending March 2016	238	→
Quarter ending June 2016	235	↓
Quarter ending September 2016	241	↑
Variance since September 2015	6.2%	↑



ACTIVITY



Month	Adjusted Scheduled Activity (UDA)	
	2016	2017
April	0	1
May	39	33
June	69	53
July	114	89
August	147	125
September	243	205
October	300	
November	359	
December	359	
January	393	
February	455	
March	517	
April	551	
May	551	
June	551	

QUALITY

	Quantity	Base Number	Contract	AT	Region	England
% of FP17s for the same patient ID Re-attending within 3 months - Children	4	149	2.7%	11.3%	12.0%	12.4%
% of FP17s for the same patient ID Re-attending within 3 months - Adults	5	31	16.1%	15.2%	15.9%	16.7%
% of FP17s for the same patient ID Re-attending between 3 & 9 months - Children	115	149	77.2%	58.7%	58.6%	57.4%
% of FP17s for the same patient ID Re-attending between 3 & 9 months - Adults	21	31	67.7%	50.0%	51.6%	50.5%
% of FP17s for Band 1 Urgent Courses	11	148	7.4%	9.7%	8.0%	9.1%
% of FP17s Relating to Free Repair or Replacements	0	148	0.0%	0.9%	0.8%	0.8%
% of FP17s Relating to Continuations	0	148	0.0%	1.3%	1.3%	1.3%
% of Patients satisfied with the dentistry they have received	1	1	N/A	91.2%	93.1%	93.2%
% of Patients satisfied with the time they had to wait for an appointment	1	1	N/A	85.6%	89.1%	89.0%

* This is based on patients treated on this contract for their most recent course of treatment. Figures in italics indicate the base number of FP17s or Patient Questionnaire responses are less than 100. N/A is shown where the base number of responses is less than 10 during the period. % is calculated as Quantity/Base number*100

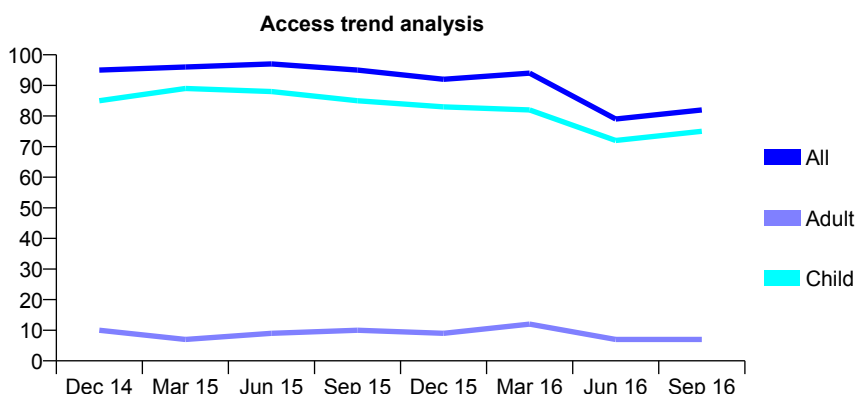
Q56 - Vital Signs At a Glance Contract Report for 644420/0001 - September 2016

Name or company name	MRS JM BELSHAM
Contract type name	GDS Contract
Purpose of contract	General
Contract start date	01/04/2006
Contract end date	

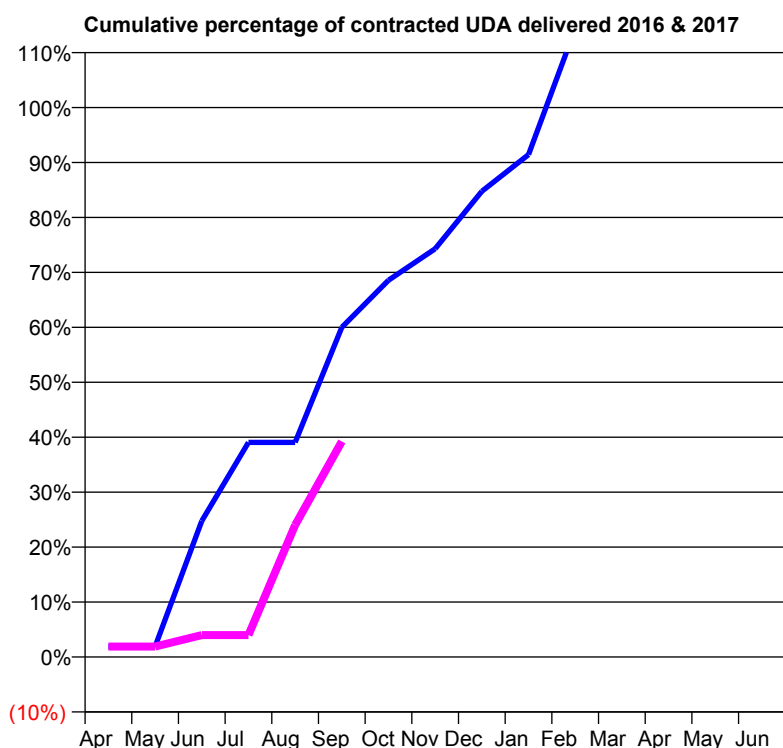
16/17 Contracted general activity (UDA)	105
Carry forward general activity (UDA)	-2
16/17 Contracted orthodontic activity (UOA)	0
Carry forward orthodontic activity (UOA)	0
Baseline contract value	£1,860.03

ACCESS*

Patients seen in 24 months	Total	Change since previous quarter
Quarter ending September 2015	95	
Quarter ending December 2015	92	↓
Quarter ending March 2016	94	↑
Quarter ending June 2016	79	↓
Quarter ending September 2016	82	↑
Variance since September 2015	(13.7%)	↓



ACTIVITY



Adjusted Scheduled Activity (UDA)		
Month	2016	2017
April	2	2
May	2	2
June	26	4
July	41	4
August	41	25
September	63	41
October	72	
November	78	
December	89	
January	96	
February	120	
March	126	
April	130	
May	140	
June	140	

QUALITY

	Quantity	Base Number	Contract	AT	Region	England
% of FP17s for the same patient ID Re-attending within 3 months - Children	0	41	0.0%	11.3%	12.0%	12.4%
% of FP17s for the same patient ID Re-attending within 3 months - Adults	0	3	0.0%	15.2%	15.9%	16.7%
% of FP17s for the same patient ID Re-attending between 3 & 9 months - Children	27	41	65.9%	58.7%	58.6%	57.4%
% of FP17s for the same patient ID Re-attending between 3 & 9 months - Adults	2	3	66.7%	50.0%	51.6%	50.5%
% of FP17s for Band 1 Urgent Courses	1	33	3.0%	9.7%	8.0%	9.1%
% of FP17s Relating to Free Repair or Replacements	0	33	0.0%	0.9%	0.8%	0.8%
% of FP17s Relating to Continuations	0	33	0.0%	1.3%	1.3%	1.3%
% of Patients satisfied with the dentistry they have received	0	0	N/A	91.2%	93.1%	93.2%
% of Patients satisfied with the time they had to wait for an appointment	0	0	N/A	85.6%	89.1%	89.0%

* This is based on patients treated on this contract for their most recent course of treatment. Figures in italics indicate the base number of FP17s or Patient Questionnaire responses are less than 100. N/A is shown where the base number of responses is less than 10 during the period. % is calculated as Quantity/Base number*100

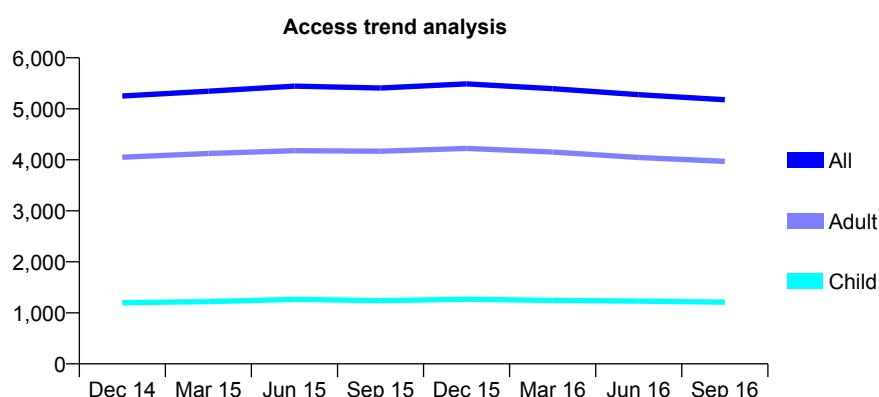
Q56 - Vital Signs At a Glance Contract Report for 644668/0001 - September 2016

Name or company name	MRS JM GEANEY
Contract type name	GDS Contract
Purpose of contract	General
Contract start date	01/04/2006
Contract end date	

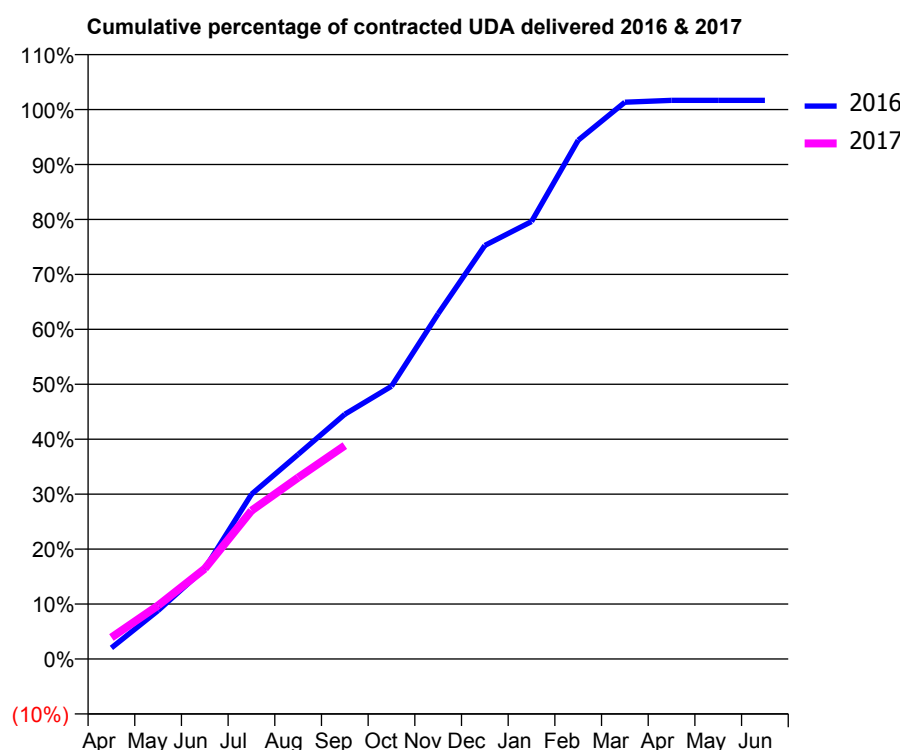
16/17 Contracted general activity (UDA)	11,118
Carry forward general activity (UDA)	-186
16/17 Contracted orthodontic activity (UOA)	0
Carry forward orthodontic activity (UOA)	0
Baseline contract value	£250,054.13

ACCESS*

Patients seen in 24 months	Total	Change since previous quarter
Quarter ending September 2015	5,407	
Quarter ending December 2015	5,490	→
Quarter ending March 2016	5,396	↓
Quarter ending June 2016	5,276	↓
Quarter ending September 2016	5,177	↓
Variance since September 2015	(4.3%)	↓



ACTIVITY



Adjusted Scheduled Activity (UDA)		
Month	2016	2017
April	224	436
May	980	1,084
June	1,830	1,828
July	3,332	3,001
August	4,141	3,672
September	4,952	4,318
October	5,518	
November	6,987	
December	8,368	
January	8,851	
February	10,496	
March	11,265	
April	11,304	
May	11,304	
June	11,304	

QUALITY

	Quantity	Base Number	Contract	AT	Region	England
% of FP17s for the same patient ID Re-attending within 3 months - Children	39	821	4.8%	11.3%	12.0%	12.4%
% of FP17s for the same patient ID Re-attending within 3 months - Adults	249	2,142	11.6%	15.2%	15.9%	16.7%
% of FP17s for the same patient ID Re-attending between 3 & 9 months - Children	572	821	69.7%	58.7%	58.6%	57.4%
% of FP17s for the same patient ID Re-attending between 3 & 9 months - Adults	1,174	2,142	54.8%	50.0%	51.6%	50.5%
% of FP17s for Band 1 Urgent Courses	84	2,465	3.4%	9.7%	8.0%	9.1%
% of FP17s Relating to Free Repair or Replacements	9	2,465	0.4%	0.9%	0.8%	0.8%
% of FP17s Relating to Continuations	54	2,465	2.2%	1.3%	1.3%	1.3%
% of Patients satisfied with the dentistry they have received	2	2	N/A	91.2%	93.1%	93.2%
% of Patients satisfied with the time they had to wait for an appointment	2	2	N/A	85.6%	89.1%	89.0%

* This is based on patients treated on this contract for their most recent course of treatment. Figures in italics indicate the base number of FP17s or Patient Questionnaire responses are less than 100. N/A is shown where the base number of responses is less than 10 during the period. % is calculated as Quantity/Base number*100

Q56 - Vital Signs At a Glance Contract Report for 648558/0001 - September 2016

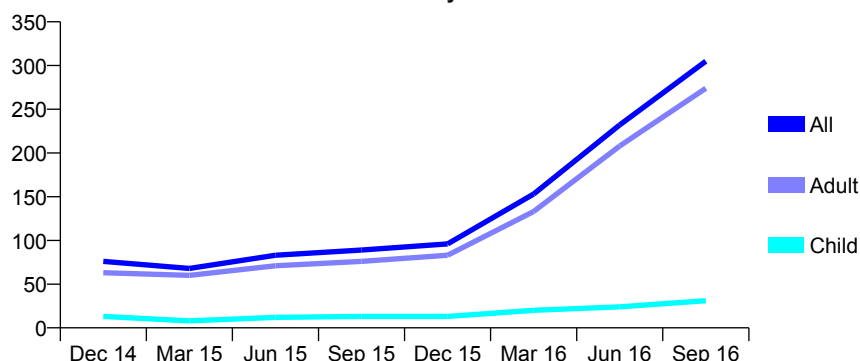
Name or company name	MISS K RUSTAGE
Contract type name	GDS Contract
Purpose of contract	General
Contract start date	01/04/2006
Contract end date	

16/17 Contracted general activity (UDA)	1,414
Carry forward general activity (UDA)	6
16/17 Contracted orthodontic activity (UOA)	0
Carry forward orthodontic activity (UOA)	0
Baseline contract value	£43,994.24

ACCESS*

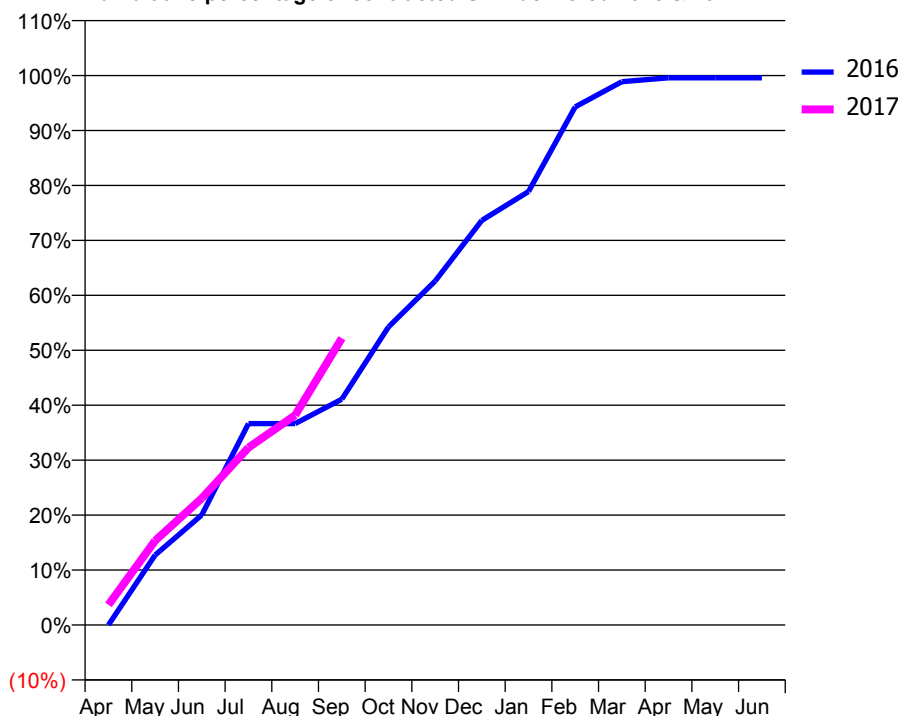
Patients seen in 24 months	Total	Change since previous quarter
Quarter ending September 2015	89	
Quarter ending December 2015	96	↑
Quarter ending March 2016	153	↑
Quarter ending June 2016	232	↑
Quarter ending September 2016	305	↑
Variance since September 2015	242.7%	↑

Access trend analysis



ACTIVITY

Cumulative percentage of contracted UDA delivered 2016 & 2017



Month	Adjusted Scheduled Activity (UDA)	
	2016	2017
April	0	52
May	180	217
June	283	326
July	518	456
August	518	540
September	581	738
October	767	
November	885	
December	1,041	
January	1,115	
February	1,333	
March	1,398	
April	1,408	
May	1,408	
June	1,408	

QUALITY

	Quantity	Base Number	Contract	AT	Region	England
% of FP17s for the same patient ID Re-attending within 3 months - Children	0	31	0.0%	11.3%	12.0%	12.4%
% of FP17s for the same patient ID Re-attending within 3 months - Adults	3	256	1.2%	15.2%	15.9%	16.7%
% of FP17s for the same patient ID Re-attending between 3 & 9 months - Children	0	31	0.0%	58.7%	58.6%	57.4%
% of FP17s for the same patient ID Re-attending between 3 & 9 months - Adults	1	256	0.4%	50.0%	51.6%	50.5%
% of FP17s for Band 1 Urgent Courses	5	281	1.8%	9.7%	8.0%	9.1%
% of FP17s Relating to Free Repair or Replacements	0	281	0.0%	0.9%	0.8%	0.8%
% of FP17s Relating to Continuations	0	281	0.0%	1.3%	1.3%	1.3%
% of Patients satisfied with the dentistry they have received	0	0	N/A	91.2%	93.1%	93.2%
% of Patients satisfied with the time they had to wait for an appointment	0	0	N/A	85.6%	89.1%	89.0%

* This is based on patients treated on this contract for their most recent course of treatment. Figures in italics indicate the base number of FP17s or Patient Questionnaire responses are less than 100. N/A is shown where the base number of responses is less than 10 during the period. % is calculated as Quantity/Base number*100

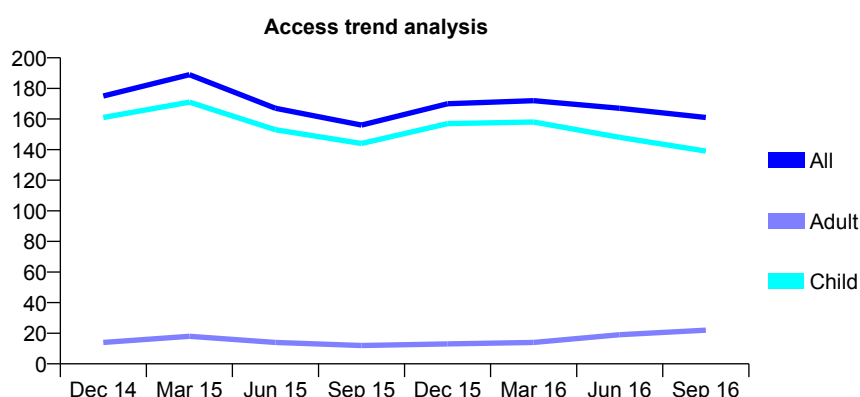
Q56 - Vital Signs At a Glance Contract Report for 657409/0001 - September 2016

Name or company name	MR JS FROST
Contract type name	GDS Contract
Purpose of contract	General
Contract start date	01/04/2006
Contract end date	

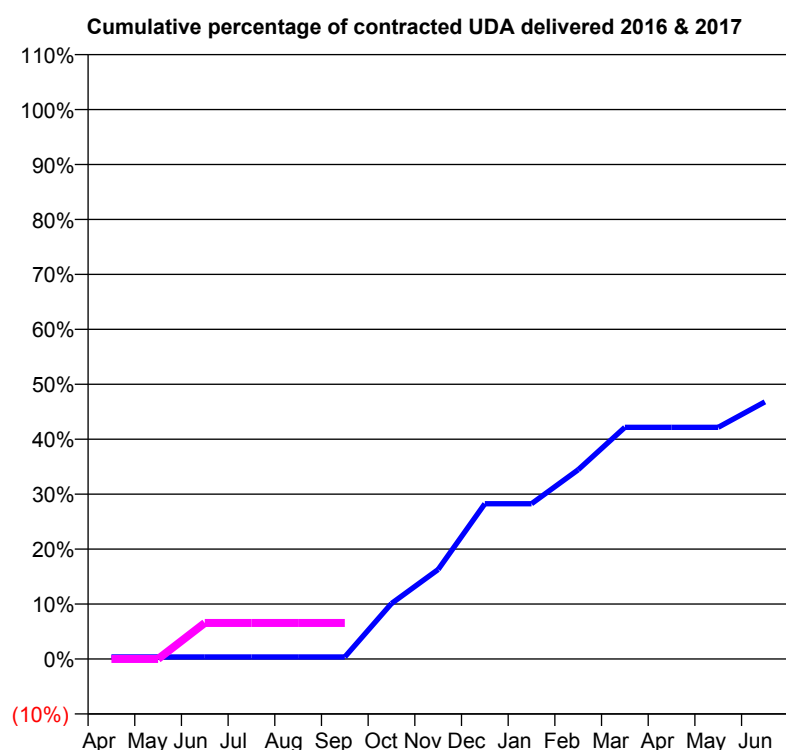
16/17 Contracted general activity (UDA)	259
Carry forward general activity (UDA)	0
16/17 Contracted orthodontic activity (UOA)	0
Carry forward orthodontic activity (UOA)	0
Baseline contract value	£5,914.02

ACCESS*

Patients seen in 24 months	Total	Change since previous quarter
Quarter ending September 2015	156	
Quarter ending December 2015	170	↑
Quarter ending March 2016	172	→
Quarter ending June 2016	167	↓
Quarter ending September 2016	161	↓
Variance since September 2015	3.2%	↑



ACTIVITY



Adjusted Scheduled Activity (UDA)		
Month	2016	2017
April	1	0
May	1	0
June	1	17
July	1	17
August	1	17
September	1	17
October	26	
November	42	
December	73	
January	73	
February	89	
March	109	
April	109	
May	109	
June	121	

QUALITY

	Quantity	Base Number	Contract	AT	Region	England
% of FP17s for the same patient ID Re-attending within 3 months - Children	1	32	3.1%	11.3%	12.0%	12.4%
% of FP17s for the same patient ID Re-attending within 3 months - Adults	0	0	N/A	15.2%	15.9%	16.7%
% of FP17s for the same patient ID Re-attending between 3 & 9 months - Children	19	32	59.4%	58.7%	58.6%	57.4%
% of FP17s for the same patient ID Re-attending between 3 & 9 months - Adults	0	0	N/A	50.0%	51.6%	50.5%
% of FP17s for Band 1 Urgent Courses	0	13	0.0%	9.7%	8.0%	9.1%
% of FP17s Relating to Free Repair or Replacements	0	13	0.0%	0.9%	0.8%	0.8%
% of FP17s Relating to Continuations	0	13	0.0%	1.3%	1.3%	1.3%
% of Patients satisfied with the dentistry they have received	0	0	N/A	91.2%	93.1%	93.2%
% of Patients satisfied with the time they had to wait for an appointment	0	0	N/A	85.6%	89.1%	89.0%

* This is based on patients treated on this contract for their most recent course of treatment. Figures in italics indicate the base number of FP17s or Patient Questionnaire responses are less than 100. N/A is shown where the base number of responses is less than 10 during the period. % is calculated as Quantity/Base number*100

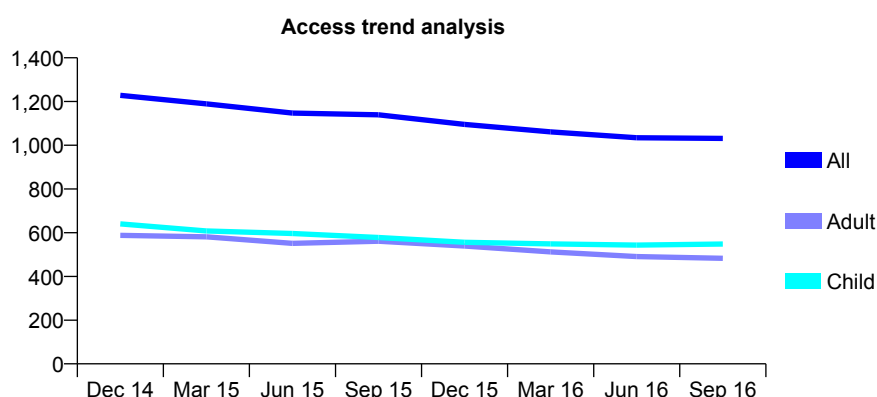
Q56 - Vital Signs At a Glance Contract Report for 657719/0001 - September 2016

Name or company name	MR IS MALHERBE
Contract type name	GDS Contract
Purpose of contract	General and Orthodontic
Contract start date	01/04/2006
Contract end date	

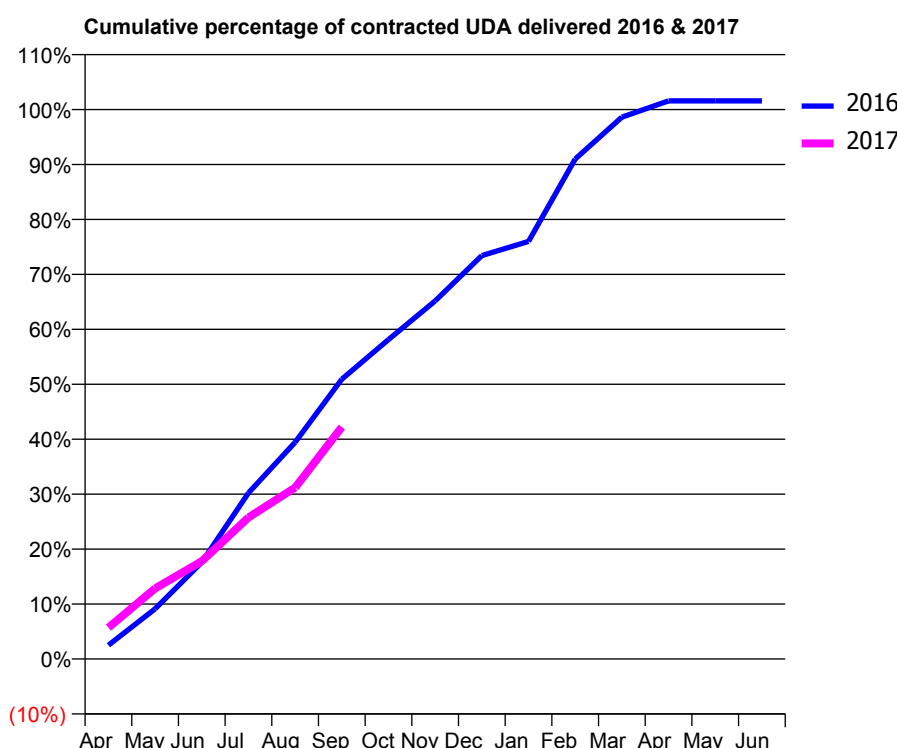
16/17 Contracted general activity (UDA)	3,200
Carry forward general activity (UDA)	-51
16/17 Contracted orthodontic activity (UOA)	0
Carry forward orthodontic activity (UOA)	0
Baseline contract value	£83,057.17

ACCESS*

Patients seen in 24 months	Total	Change since previous quarter
Quarter ending September 2015	1,139	
Quarter ending December 2015	1,095	↓
Quarter ending March 2016	1,061	↓
Quarter ending June 2016	1,034	↓
Quarter ending September 2016	1,031	→
Variance since September 2015	(9.5%)	↓



ACTIVITY



Adjusted Scheduled Activity (UDA)		
Month	2016	2017
April	80	183
May	292	411
June	564	570
July	967	824
August	1,262	998
September	1,630	1,351
October	1,860	
November	2,086	
December	2,349	
January	2,432	
February	2,911	
March	3,156	
April	3,251	
May	3,251	
June	3,251	

QUALITY

	Quantity	Base Number	Contract	AT	Region	England
% of FP17s for the same patient ID Re-attending within 3 months - Children	24	435	5.5%	11.3%	12.0%	12.4%
% of FP17s for the same patient ID Re-attending within 3 months - Adults	49	273	17.9%	15.2%	15.9%	16.7%
% of FP17s for the same patient ID Re-attending between 3 & 9 months - Children	301	435	69.2%	58.7%	58.6%	57.4%
% of FP17s for the same patient ID Re-attending between 3 & 9 months - Adults	174	273	63.7%	50.0%	51.6%	50.5%
% of FP17s for Band 1 Urgent Courses	40	656	6.1%	9.7%	8.0%	9.1%
% of FP17s Relating to Free Repair or Replacements	0	656	0.0%	0.9%	0.8%	0.8%
% of FP17s Relating to Continuations	9	656	1.4%	1.3%	1.3%	1.3%
% of Patients satisfied with the dentistry they have received	1	1	N/A	91.2%	93.1%	93.2%
% of Patients satisfied with the time they had to wait for an appointment	1	1	N/A	85.6%	89.1%	89.0%

* This is based on patients treated on this contract for their most recent course of treatment. Figures in italics indicate the base number of FP17s or Patient Questionnaire responses are less than 100. N/A is shown where the base number of responses is less than 10 during the period. % is calculated as Quantity/Base number*100

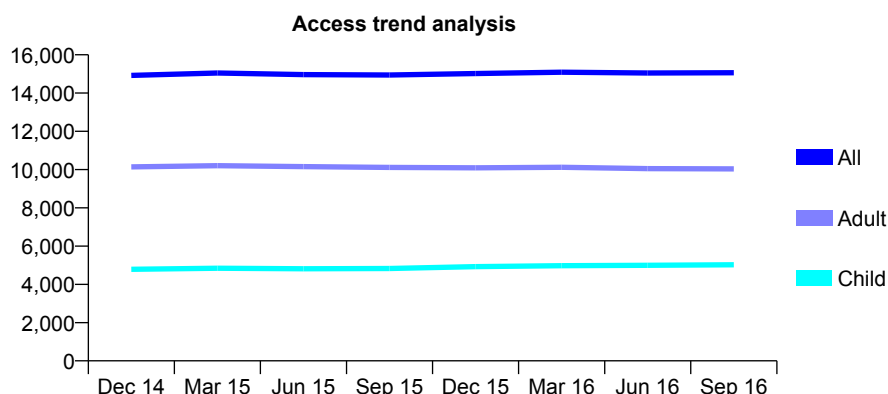
Q56 - Vital Signs At a Glance Contract Report for 659606/0002 - September 2016

Name or company name	MR RM WADHWANI
Contract type name	GDS Contract
Purpose of contract	General
Contract start date	01/04/2006
Contract end date	

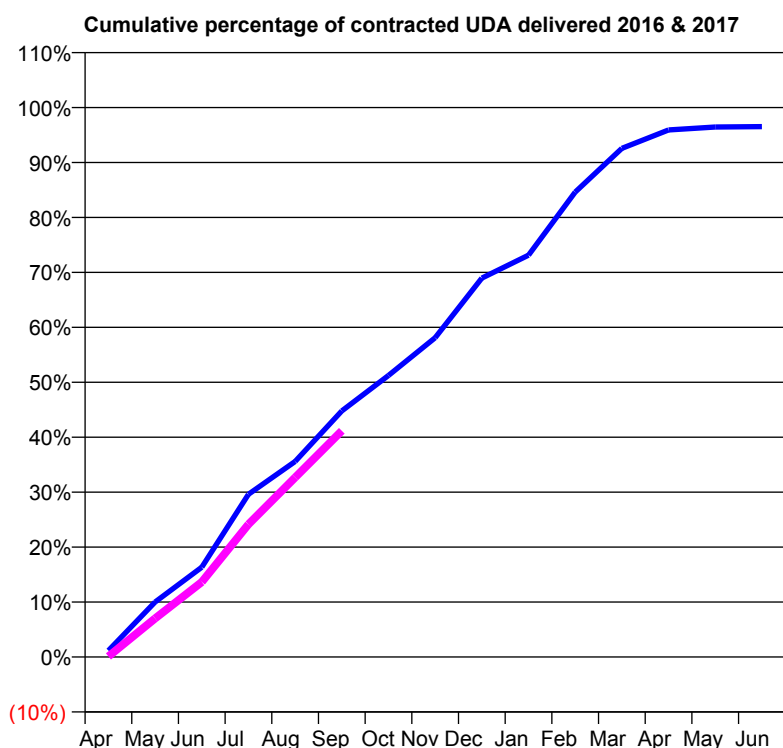
16/17 Contracted general activity (UDA)	31,500
Carry forward general activity (UDA)	1,092
16/17 Contracted orthodontic activity (UOA)	0
Carry forward orthodontic activity (UOA)	0
Baseline contract value	£900,258.57

ACCESS*

Patients seen in 24 months	Total	Change since previous quarter
Quarter ending September 2015	14,944	
Quarter ending December 2015	15,020	→
Quarter ending March 2016	15,091	→
Quarter ending June 2016	15,048	→
Quarter ending September 2016	15,060	→
Variance since September 2015	0.8%	→



ACTIVITY



Adjusted Scheduled Activity (UDA)		
Month	2016	2017
April	368	35
May	3,151	2,210
June	5,146	4,303
July	9,331	7,610
August	11,207	10,290
September	14,108	12,966
October	16,143	
November	18,306	
December	21,722	
January	23,037	
February	26,654	
March	29,159	
April	30,217	
May	30,381	
June	30,408	

QUALITY

	Quantity	Base Number	Contract	AT	Region	England
% of FP17s for the same patient ID Re-attending within 3 months - Children	355	3,903	9.1%	11.3%	12.0%	12.4%
% of FP17s for the same patient ID Re-attending within 3 months - Adults	754	5,957	12.7%	15.2%	15.9%	16.7%
% of FP17s for the same patient ID Re-attending between 3 & 9 months - Children	1,957	3,903	50.1%	58.7%	58.6%	57.4%
% of FP17s for the same patient ID Re-attending between 3 & 9 months - Adults	2,457	5,957	41.2%	50.0%	51.6%	50.5%
% of FP17s for Band 1 Urgent Courses	672	8,523	7.9%	9.7%	8.0%	9.1%
% of FP17s Relating to Free Repair or Replacements	38	8,523	0.4%	0.9%	0.8%	0.8%
% of FP17s Relating to Continuations	16	8,523	0.2%	1.3%	1.3%	1.3%
% of Patients satisfied with the dentistry they have received	14	17	82.4%	91.2%	93.1%	93.2%
% of Patients satisfied with the time they had to wait for an appointment	8	17	47.1%	85.6%	89.1%	89.0%

* This is based on patients treated on this contract for their most recent course of treatment. Figures in italics indicate the base number of FP17s or Patient Questionnaire responses are less than 100. N/A is shown where the base number of responses is less than 10 during the period. % is calculated as Quantity/Base number*100

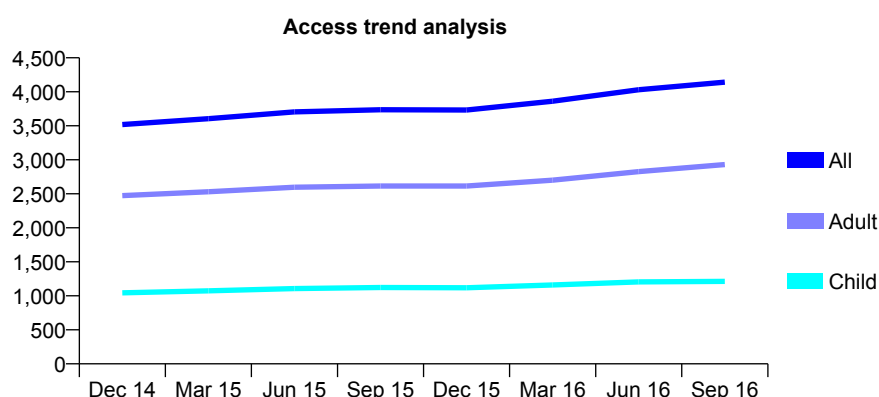
Q56 - Vital Signs At a Glance Contract Report for 659606/0006 - September 2016

Name or company name	MR RM WADHWANI
Contract type name	GDS Contract
Purpose of contract	General
Contract start date	03/12/2007
Contract end date	

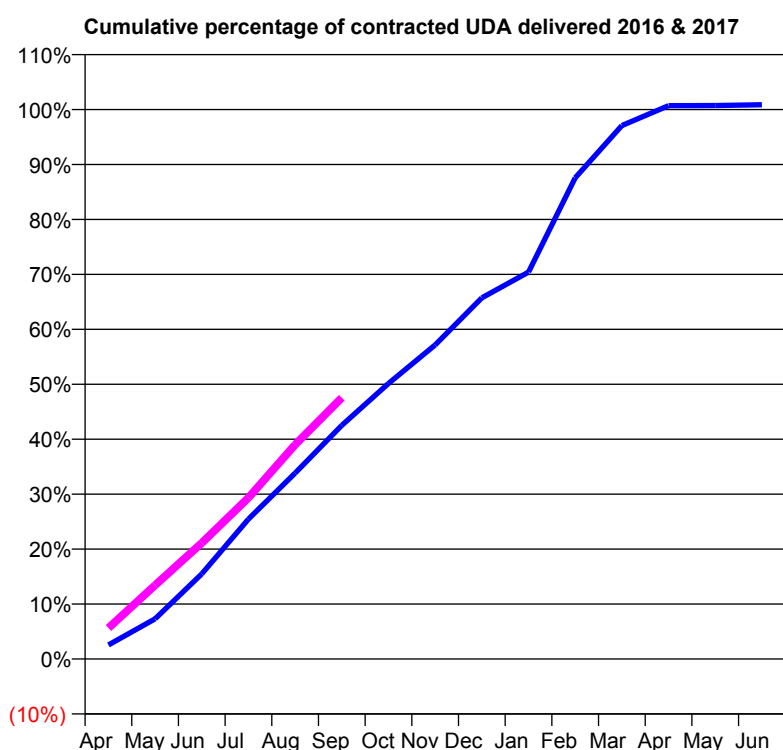
16/17 Contracted general activity (UDA)	10,000
Carry forward general activity (UDA)	-87
16/17 Contracted orthodontic activity (UOA)	0
Carry forward orthodontic activity (UOA)	0
Baseline contract value	£246,704.67

ACCESS*

Patients seen in 24 months	Total	Change since previous quarter
Quarter ending September 2015	3,737	
Quarter ending December 2015	3,733	→
Quarter ending March 2016	3,861	↑
Quarter ending June 2016	4,031	↑
Quarter ending September 2016	4,143	↑
Variance since September 2015	10.9%	↑



ACTIVITY



Adjusted Scheduled Activity (UDA)		
Month	2016	2017
April	257	565
May	732	1,344
June	1,549	2,112
July	2,547	2,936
August	3,385	3,901
September	4,252	4,756
October	5,015	
November	5,715	
December	6,574	
January	7,040	
February	8,757	
March	9,709	
April	10,071	
May	10,073	
June	10,087	

QUALITY

	Quantity	Base Number	Contract	AT	Region	England
% of FP17s for the same patient ID Re-attending within 3 months - Children	48	976	4.9%	11.3%	12.0%	12.4%
% of FP17s for the same patient ID Re-attending within 3 months - Adults	288	2,213	13.0%	15.2%	15.9%	16.7%
% of FP17s for the same patient ID Re-attending between 3 & 9 months - Children	645	976	66.1%	58.7%	58.6%	57.4%
% of FP17s for the same patient ID Re-attending between 3 & 9 months - Adults	1,239	2,213	56.0%	50.0%	51.6%	50.5%
% of FP17s for Band 1 Urgent Courses	195	2,946	6.6%	9.7%	8.0%	9.1%
% of FP17s Relating to Free Repair or Replacements	23	2,946	0.8%	0.9%	0.8%	0.8%
% of FP17s Relating to Continuations	20	2,946	0.7%	1.3%	1.3%	1.3%
% of Patients satisfied with the dentistry they have received	5	5	N/A	91.2%	93.1%	93.2%
% of Patients satisfied with the time they had to wait for an appointment	5	5	N/A	85.6%	89.1%	89.0%

* This is based on patients treated on this contract for their most recent course of treatment. Figures in italics indicate the base number of FP17s or Patient Questionnaire responses are less than 100. N/A is shown where the base number of responses is less than 10 during the period. % is calculated as Quantity/Base number*100

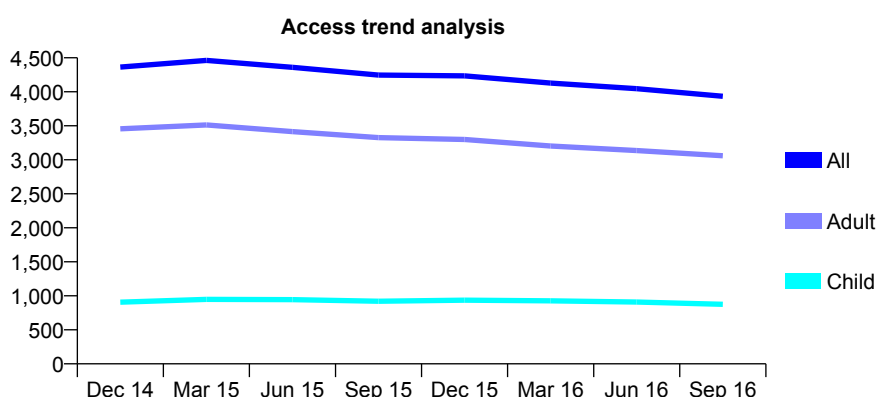
Q56 - Vital Signs At a Glance Contract Report for 664197/0003 - September 2016

Name or company name	MR D RYAN
Contract type name	GDS Contract
Purpose of contract	General
Contract start date	01/04/2006
Contract end date	

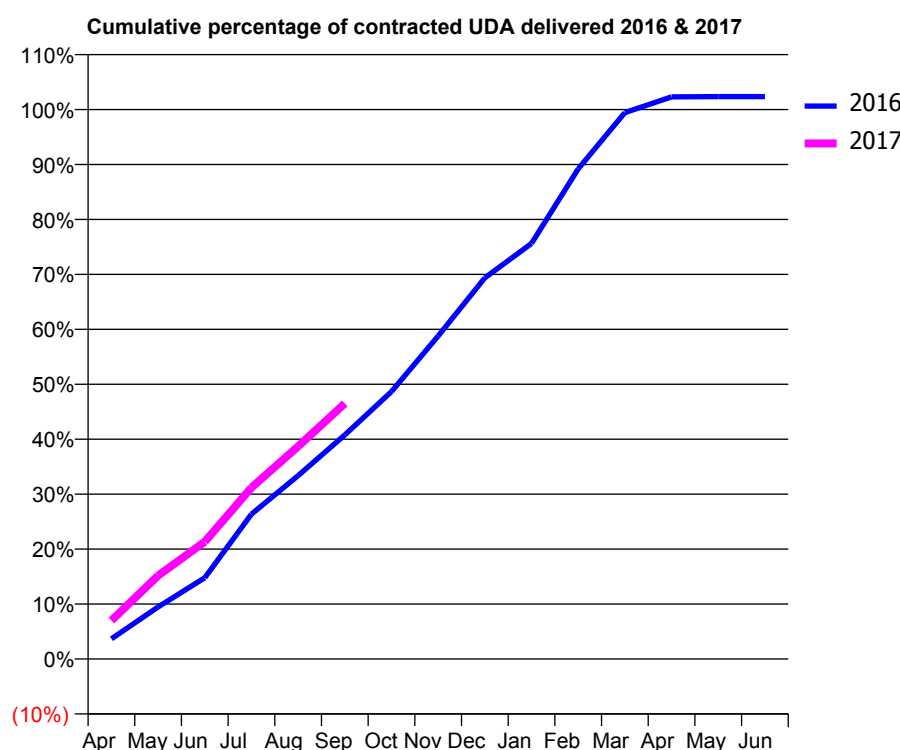
16/17 Contracted general activity (UDA)	10,082
Carry forward general activity (UDA)	-202
16/17 Contracted orthodontic activity (UOA)	0
Carry forward orthodontic activity (UOA)	0
Baseline contract value	£253,418.50

ACCESS*

Patients seen in 24 months	Total	Change since previous quarter
Quarter ending September 2015	4,247	
Quarter ending December 2015	4,235	→
Quarter ending March 2016	4,129	↓
Quarter ending June 2016	4,046	↓
Quarter ending September 2016	3,935	↓
Variance since September 2015	(7.3%)	↓



ACTIVITY



Adjusted Scheduled Activity (UDA)		
Month	2016	2017
April	371	707
May	956	1,530
June	1,491	2,151
July	2,658	3,146
August	3,365	3,901
September	4,111	4,688
October	4,907	
November	5,926	
December	6,992	
January	7,625	
February	8,994	
March	10,025	
April	10,314	
May	10,318	
June	10,318	

QUALITY

	Quantity	Base Number	Contract	AT	Region	England
% of FP17s for the same patient ID Re-attending within 3 months - Children	27	489	5.5%	11.3%	12.0%	12.4%
% of FP17s for the same patient ID Re-attending within 3 months - Adults	196	1,632	12.0%	15.2%	15.9%	16.7%
% of FP17s for the same patient ID Re-attending between 3 & 9 months - Children	165	489	33.7%	58.7%	58.6%	57.4%
% of FP17s for the same patient ID Re-attending between 3 & 9 months - Adults	714	1,632	43.8%	50.0%	51.6%	50.5%
% of FP17s for Band 1 Urgent Courses	190	1,997	9.5%	9.7%	8.0%	9.1%
% of FP17s Relating to Free Repair or Replacements	0	1,997	0.0%	0.9%	0.8%	0.8%
% of FP17s Relating to Continuations	11	1,997	0.6%	1.3%	1.3%	1.3%
% of Patients satisfied with the dentistry they have received	2	2	N/A	91.2%	93.1%	93.2%
% of Patients satisfied with the time they had to wait for an appointment	2	2	N/A	85.6%	89.1%	89.0%

* This is based on patients treated on this contract for their most recent course of treatment. Figures in italics indicate the base number of FP17s or Patient Questionnaire responses are less than 100. N/A is shown where the base number of responses is less than 10 during the period. % is calculated as Quantity/Base number*100

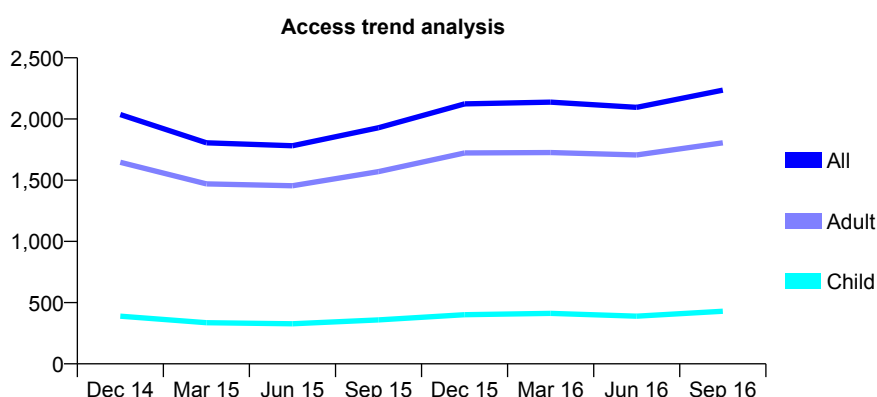
Q56 - Vital Signs At a Glance Contract Report for 673358/0001 - September 2016

Name or company name	MISS SM WEINACHT
Contract type name	GDS Contract
Purpose of contract	General
Contract start date	01/04/2006
Contract end date	

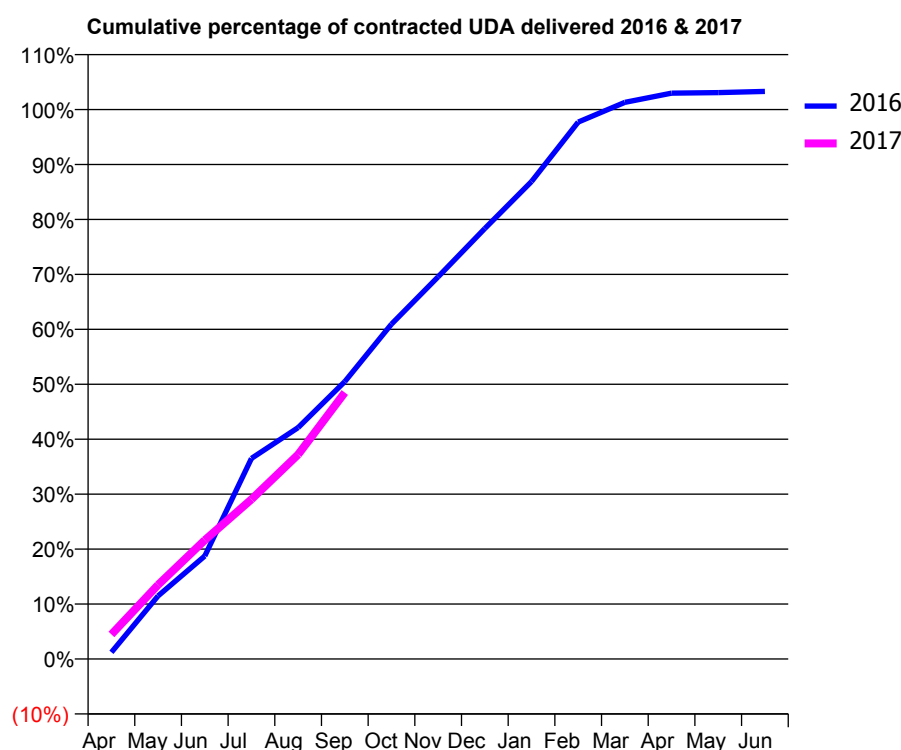
16/17 Contracted general activity (UDA)	6,271
Carry forward general activity (UDA)	-125
16/17 Contracted orthodontic activity (UOA)	0
Carry forward orthodontic activity (UOA)	0
Baseline contract value	£160,374.58

ACCESS*

Patients seen in 24 months	Total	Change since previous quarter
Quarter ending September 2015	1,929	
Quarter ending December 2015	2,124	↑
Quarter ending March 2016	2,138	→
Quarter ending June 2016	2,095	↓
Quarter ending September 2016	2,236	↑
Variance since September 2015	15.9%	↑



ACTIVITY



Adjusted Scheduled Activity (UDA)		
Month	2016	2017
April	77	280
May	720	846
June	1,175	1,356
July	2,290	1,823
August	2,642	2,334
September	3,165	3,042
October	3,821	
November	4,363	
December	4,913	
January	5,449	
February	6,127	
March	6,353	
April	6,457	
May	6,463	
June	6,477	

QUALITY

	Quantity	Base Number	Contract	AT	Region	England
% of FP17s for the same patient ID Re-attending within 3 months - Children	13	331	3.9%	11.3%	12.0%	12.4%
% of FP17s for the same patient ID Re-attending within 3 months - Adults	96	1,222	7.9%	15.2%	15.9%	16.7%
% of FP17s for the same patient ID Re-attending between 3 & 9 months - Children	168	331	50.8%	58.7%	58.6%	57.4%
% of FP17s for the same patient ID Re-attending between 3 & 9 months - Adults	529	1,222	43.3%	50.0%	51.6%	50.5%
% of FP17s for Band 1 Urgent Courses	103	1,488	6.9%	9.7%	8.0%	9.1%
% of FP17s Relating to Free Repair or Replacements	10	1,488	0.7%	0.9%	0.8%	0.8%
% of FP17s Relating to Continuations	8	1,488	0.5%	1.3%	1.3%	1.3%
% of Patients satisfied with the dentistry they have received	3	3	N/A	91.2%	93.1%	93.2%
% of Patients satisfied with the time they had to wait for an appointment	3	3	N/A	85.6%	89.1%	89.0%

* This is based on patients treated on this contract for their most recent course of treatment. Figures in italics indicate the base number of FP17s or Patient Questionnaire responses are less than 100. N/A is shown where the base number of responses is less than 10 during the period. % is calculated as Quantity/Base number*100

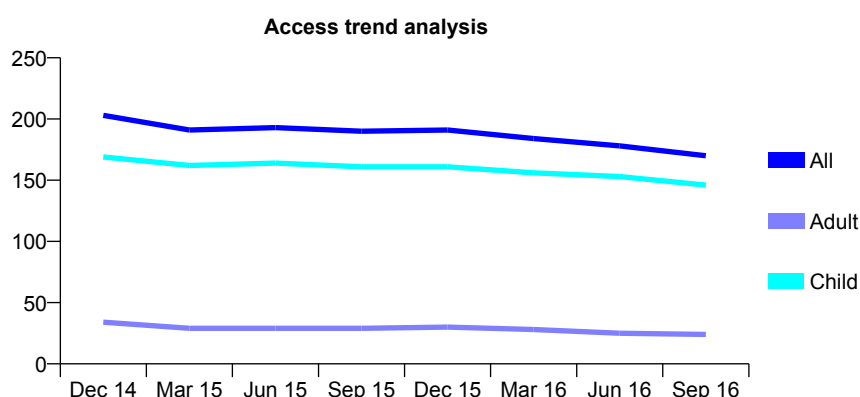
Q56 - Vital Signs At a Glance Contract Report for 674265/0001 - September 2016

Name or company name	MR PT HUMPHREY
Contract type name	GDS Contract
Purpose of contract	General
Contract start date	01/06/2010
Contract end date	

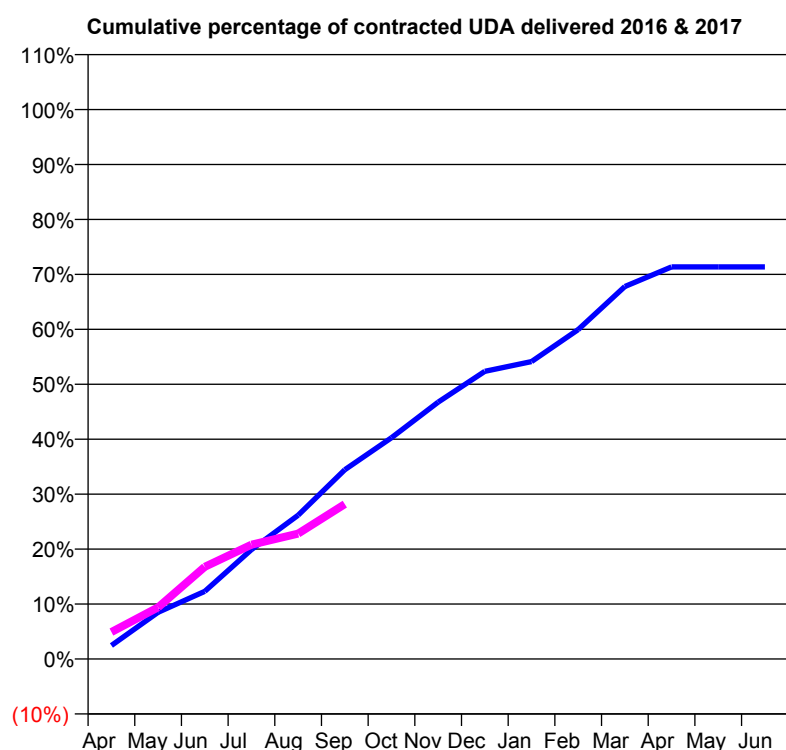
16/17 Contracted general activity (UDA)	447
Carry forward general activity (UDA)	0
16/17 Contracted orthodontic activity (UOA)	0
Carry forward orthodontic activity (UOA)	0
Baseline contract value	£11,788.53

ACCESS*

Patients seen in 24 months	Total	Change since previous quarter
Quarter ending September 2015	190	
Quarter ending December 2015	191	→
Quarter ending March 2016	184	↓
Quarter ending June 2016	178	↓
Quarter ending September 2016	170	↓
Variance since September 2015	(10.5%)	↓



ACTIVITY



Month	Adjusted Scheduled Activity (UDA)	
	2016	2017
April	11	22
May	38	42
June	55	75
July	89	93
August	117	102
September	154	126
October	180	
November	209	
December	234	
January	242	
February	268	
March	303	
April	319	
May	319	
June	319	

QUALITY

	Quantity	Base Number	Contract	AT	Region	England
% of FP17s for the same patient ID Re-attending within 3 months - Children	5	111	4.5%	11.3%	12.0%	12.4%
% of FP17s for the same patient ID Re-attending within 3 months - Adults	0	5	0.0%	15.2%	15.9%	16.7%
% of FP17s for the same patient ID Re-attending between 3 & 9 months - Children	90	111	81.1%	58.7%	58.6%	57.4%
% of FP17s for the same patient ID Re-attending between 3 & 9 months - Adults	4	5	80.0%	50.0%	51.6%	50.5%
% of FP17s for Band 1 Urgent Courses	0	102	0.0%	9.7%	8.0%	9.1%
% of FP17s Relating to Free Repair or Replacements	0	102	0.0%	0.9%	0.8%	0.8%
% of FP17s Relating to Continuations	0	102	0.0%	1.3%	1.3%	1.3%
% of Patients satisfied with the dentistry they have received	0	0	N/A	91.2%	93.1%	93.2%
% of Patients satisfied with the time they had to wait for an appointment	0	0	N/A	85.6%	89.1%	89.0%

* This is based on patients treated on this contract for their most recent course of treatment. Figures in italics indicate the base number of FP17s or Patient Questionnaire responses are less than 100. N/A is shown where the base number of responses is less than 10 during the period. % is calculated as Quantity/Base number*100

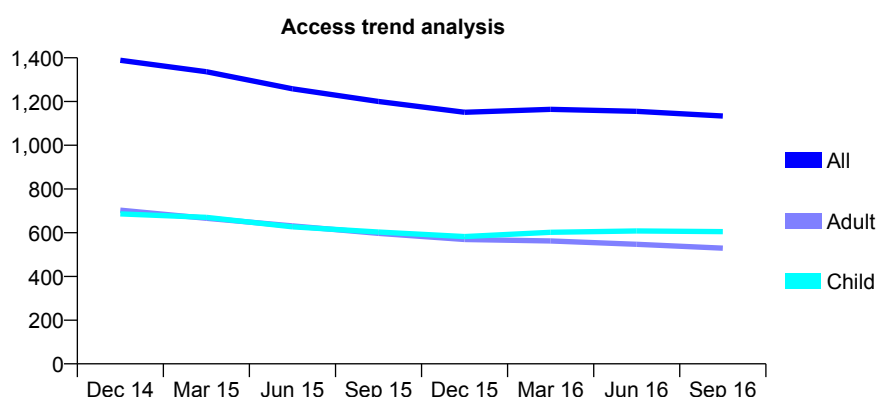
Q56 - Vital Signs At a Glance Contract Report for 676934/0001 - September 2016

Name or company name	MR C DE LUCCHI
Contract type name	GDS Contract
Purpose of contract	General
Contract start date	01/04/2006
Contract end date	

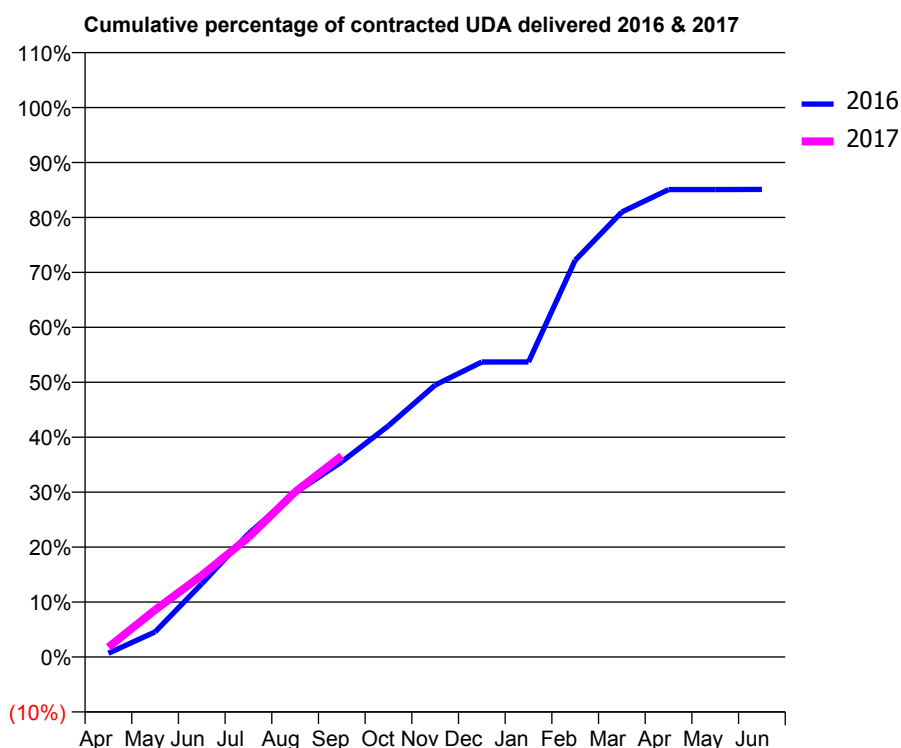
16/17 Contracted general activity (UDA)	3,925
Carry forward general activity (UDA)	0
16/17 Contracted orthodontic activity (UOA)	0
Carry forward orthodontic activity (UOA)	0
Baseline contract value	£89,801.76

ACCESS*

Patients seen in 24 months	Total	Change since previous quarter
Quarter ending September 2015	1,200	
Quarter ending December 2015	1,151	↓
Quarter ending March 2016	1,164	→
Quarter ending June 2016	1,155	→
Quarter ending September 2016	1,134	↓
Variance since September 2015	(5.5%)	↓



ACTIVITY



Adjusted Scheduled Activity (UDA)		
Month	2016	2017
April	27	70
May	180	337
June	523	583
July	881	855
August	1,173	1,180
September	1,395	1,437
October	1,652	
November	1,943	
December	2,107	
January	2,107	
February	2,834	
March	3,179	
April	3,339	
May	3,339	
June	3,340	

QUALITY

	Quantity	Base Number	Contract	AT	Region	England
% of FP17s for the same patient ID Re-attending within 3 months - Children	39	485	8.0%	11.3%	12.0%	12.4%
% of FP17s for the same patient ID Re-attending within 3 months - Adults	80	335	23.9%	15.2%	15.9%	16.7%
% of FP17s for the same patient ID Re-attending between 3 & 9 months - Children	274	485	56.5%	58.7%	58.6%	57.4%
% of FP17s for the same patient ID Re-attending between 3 & 9 months - Adults	174	335	51.9%	50.0%	51.6%	50.5%
% of FP17s for Band 1 Urgent Courses	68	754	9.0%	9.7%	8.0%	9.1%
% of FP17s Relating to Free Repair or Replacements	0	754	0.0%	0.9%	0.8%	0.8%
% of FP17s Relating to Continuations	1	754	0.1%	1.3%	1.3%	1.3%
% of Patients satisfied with the dentistry they have received	2	3	N/A	91.2%	93.1%	93.2%
% of Patients satisfied with the time they had to wait for an appointment	2	3	N/A	85.6%	89.1%	89.0%

* This is based on patients treated on this contract for their most recent course of treatment. Figures in italics indicate the base number of FP17s or Patient Questionnaire responses are less than 100. N/A is shown where the base number of responses is less than 10 during the period. % is calculated as Quantity/Base number*100

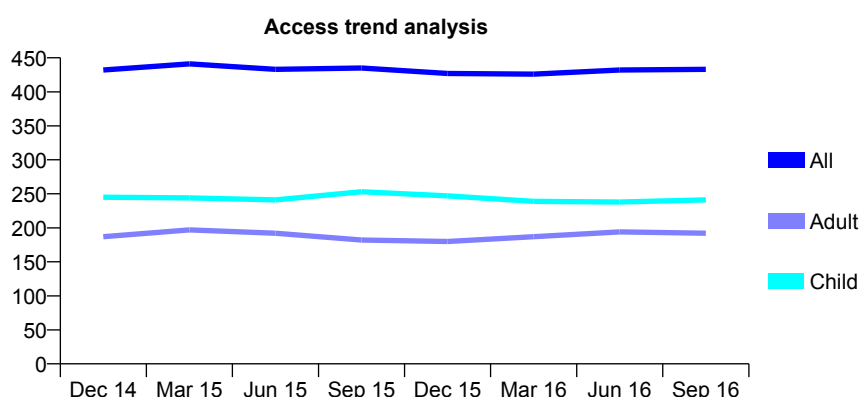
Q56 - Vital Signs At a Glance Contract Report for 729159/0001 - September 2016

Name or company name	MRS AM RAE
Contract type name	GDS Contract
Purpose of contract	General and Orthodontic
Contract start date	01/04/2006
Contract end date	

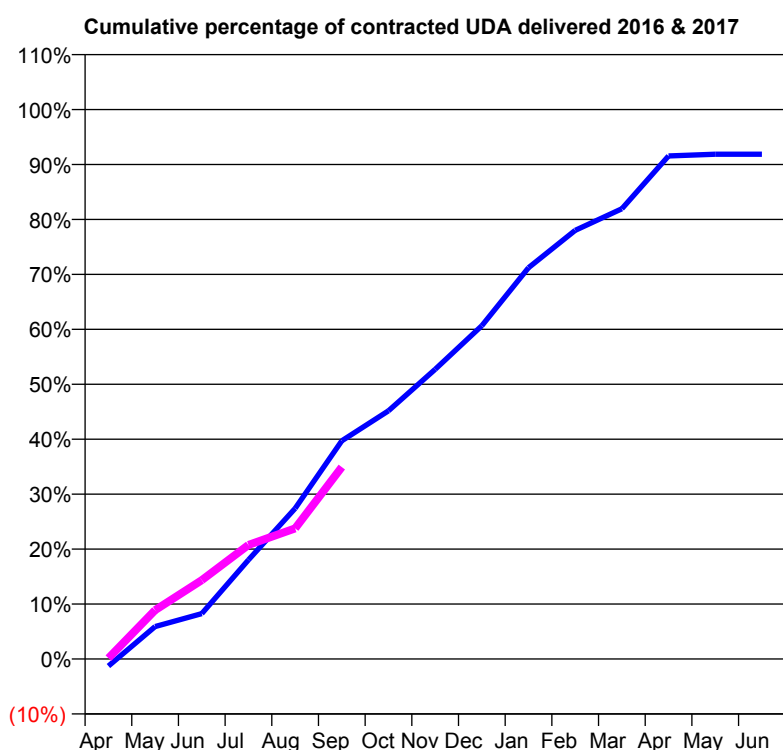
16/17 Contracted general activity (UDA)	612
Carry forward general activity (UDA)	0
16/17 Contracted orthodontic activity (UOA)	999
Carry forward orthodontic activity (UOA)	0
Baseline contract value	£77,796.52

ACCESS*

Patients seen in 24 months	Total	Change since previous quarter
Quarter ending September 2015	435	
Quarter ending December 2015	427	↓
Quarter ending March 2016	426	→
Quarter ending June 2016	432	→
Quarter ending September 2016	433	→
Variance since September 2015	(0.5%)	→



ACTIVITY



Adjusted Scheduled Activity (UDA)		
Month	2016	2017
April	-8	1
May	36	54
June	51	88
July	110	127
August	168	145
September	243	214
October	276	
November	323	
December	371	
January	436	
February	477	
March	501	
April	560	
May	562	
June	562	

QUALITY

	Quantity	Base Number	Contract	AT	Region	England
% of FP17s for the same patient ID Re-attending within 3 months - Children	10	203	4.9%	11.3%	12.0%	12.4%
% of FP17s for the same patient ID Re-attending within 3 months - Adults	6	84	7.1%	15.2%	15.9%	16.7%
% of FP17s for the same patient ID Re-attending between 3 & 9 months - Children	72	203	35.5%	58.7%	58.6%	57.4%
% of FP17s for the same patient ID Re-attending between 3 & 9 months - Adults	25	84	29.8%	50.0%	51.6%	50.5%
% of FP17s for Band 1 Urgent Courses	14	147	9.5%	9.7%	8.0%	9.1%
% of FP17s Relating to Free Repair or Replacements	0	147	0.0%	0.9%	0.8%	0.8%
% of FP17s Relating to Continuations	0	147	0.0%	1.3%	1.3%	1.3%
% of Patients satisfied with the dentistry they have received	0	0	N/A	91.2%	93.1%	93.2%
% of Patients satisfied with the time they had to wait for an appointment	0	0	N/A	85.6%	89.1%	89.0%

* This is based on patients treated on this contract for their most recent course of treatment. Figures in italics indicate the base number of FP17s or Patient Questionnaire responses are less than 100. N/A is shown where the base number of responses is less than 10 during the period. % is calculated as Quantity/Base number*100

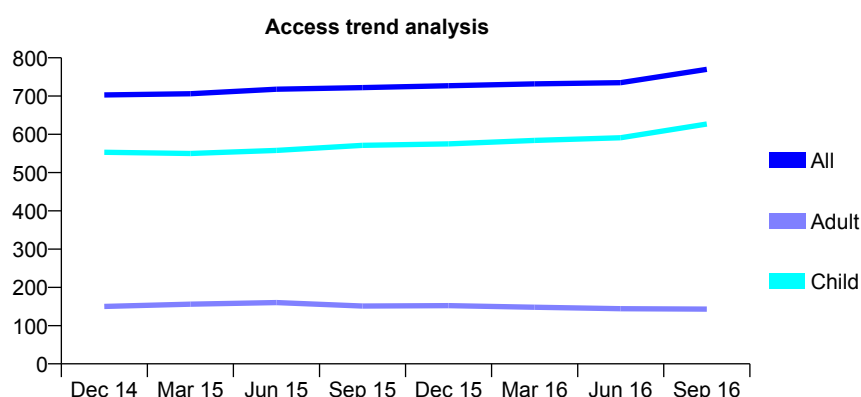
Q56 - Vital Signs At a Glance Contract Report for 731692/0001 - September 2016

Name or company name	MR MC ACKERMAN
Contract type name	GDS Contract
Purpose of contract	General
Contract start date	01/04/2006
Contract end date	

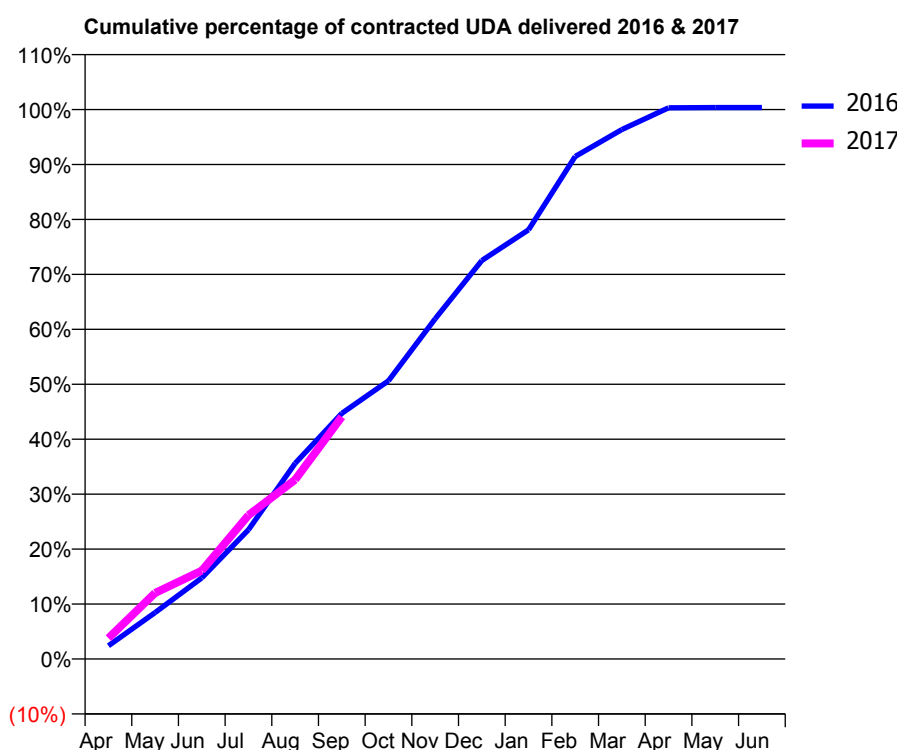
16/17 Contracted general activity (UDA)	1,721
Carry forward general activity (UDA)	-6
16/17 Contracted orthodontic activity (UOA)	0
Carry forward orthodontic activity (UOA)	0
Baseline contract value	£35,563.50

ACCESS*

Patients seen in 24 months	Total	Change since previous quarter
Quarter ending September 2015	722	
Quarter ending December 2015	727	→
Quarter ending March 2016	732	→
Quarter ending June 2016	735	→
Quarter ending September 2016	770	↑
Variance since September 2015	6.6%	↑



ACTIVITY



Adjusted Scheduled Activity (UDA)		
Month	2016	2017
April	42	65
May	146	207
June	254	277
July	405	451
August	613	561
September	769	759
October	871	
November	1,066	
December	1,248	
January	1,344	
February	1,574	
March	1,658	
April	1,726	
May	1,727	
June	1,727	

QUALITY

	Quantity	Base Number	Contract	AT	Region	England
% of FP17s for the same patient ID Re-attending within 3 months - Children	24	488	4.9%	11.3%	12.0%	12.4%
% of FP17s for the same patient ID Re-attending within 3 months - Adults	5	68	7.4%	15.2%	15.9%	16.7%
% of FP17s for the same patient ID Re-attending between 3 & 9 months - Children	339	488	69.5%	58.7%	58.6%	57.4%
% of FP17s for the same patient ID Re-attending between 3 & 9 months - Adults	52	68	76.5%	50.0%	51.6%	50.5%
% of FP17s for Band 1 Urgent Courses	28	510	5.5%	9.7%	8.0%	9.1%
% of FP17s Relating to Free Repair or Replacements	0	510	0.0%	0.9%	0.8%	0.8%
% of FP17s Relating to Continuations	0	510	0.0%	1.3%	1.3%	1.3%
% of Patients satisfied with the dentistry they have received	1	1	N/A	91.2%	93.1%	93.2%
% of Patients satisfied with the time they had to wait for an appointment	1	1	N/A	85.6%	89.1%	89.0%

* This is based on patients treated on this contract for their most recent course of treatment. Figures in italics indicate the base number of FP17s or Patient Questionnaire responses are less than 100. N/A is shown where the base number of responses is less than 10 during the period. % is calculated as Quantity/Base number*100

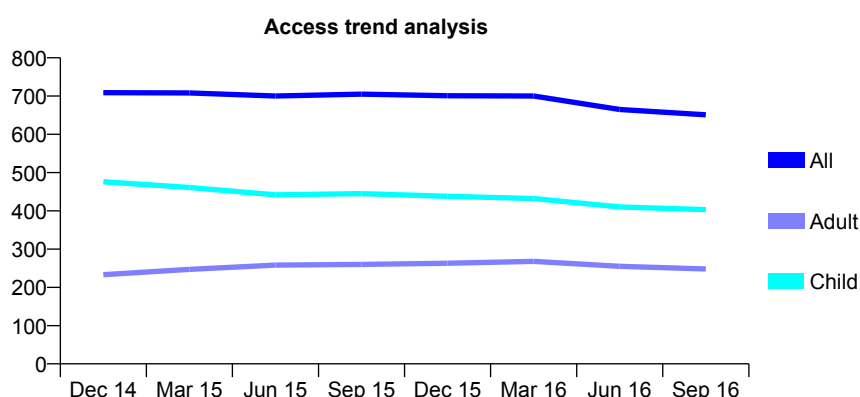
Q56 - Vital Signs At a Glance Contract Report for 732184/0001 - September 2016

Name or company name	MR PK MCMENEMY
Contract type name	GDS Contract
Purpose of contract	General
Contract start date	01/04/2006
Contract end date	

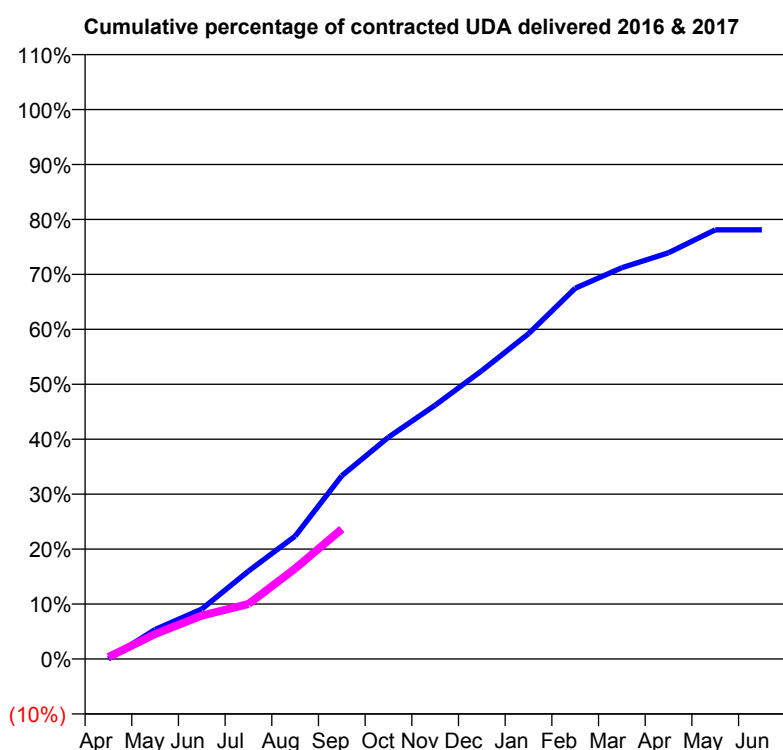
16/17 Contracted general activity (UDA)	1,100
Carry forward general activity (UDA)	0
16/17 Contracted orthodontic activity (UOA)	0
Carry forward orthodontic activity (UOA)	0
Baseline contract value	£28,891.83

ACCESS*

Patients seen in 24 months	Total	Change since previous quarter
Quarter ending September 2015	705	
Quarter ending December 2015	701	→
Quarter ending March 2016	700	→
Quarter ending June 2016	665	↓
Quarter ending September 2016	651	↓
Variance since September 2015	(7.7%)	↓



ACTIVITY



Month	Adjusted Scheduled Activity (UDA)	
	2016	2017
April	0	4
May	59	50
June	100	87
July	176	110
August	246	181
September	367	260
October	444	
November	508	
December	577	
January	651	
February	742	
March	783	
April	813	
May	859	
June	859	

QUALITY

	Quantity	Base Number	Contract	AT	Region	England
% of FP17s for the same patient ID Re-attending within 3 months - Children	9	234	3.8%	11.3%	12.0%	12.4%
% of FP17s for the same patient ID Re-attending within 3 months - Adults	0	84	0.0%	15.2%	15.9%	16.7%
% of FP17s for the same patient ID Re-attending between 3 & 9 months - Children	128	234	54.7%	58.7%	58.6%	57.4%
% of FP17s for the same patient ID Re-attending between 3 & 9 months - Adults	38	84	45.2%	50.0%	51.6%	50.5%
% of FP17s for Band 1 Urgent Courses	0	238	0.0%	9.7%	8.0%	9.1%
% of FP17s Relating to Free Repair or Replacements	0	238	0.0%	0.9%	0.8%	0.8%
% of FP17s Relating to Continuations	0	238	0.0%	1.3%	1.3%	1.3%
% of Patients satisfied with the dentistry they have received	0	0	N/A	91.2%	93.1%	93.2%
% of Patients satisfied with the time they had to wait for an appointment	0	0	N/A	85.6%	89.1%	89.0%

* This is based on patients treated on this contract for their most recent course of treatment. Figures in italics indicate the base number of FP17s or Patient Questionnaire responses are less than 100. N/A is shown where the base number of responses is less than 10 during the period. % is calculated as Quantity/Base number*100

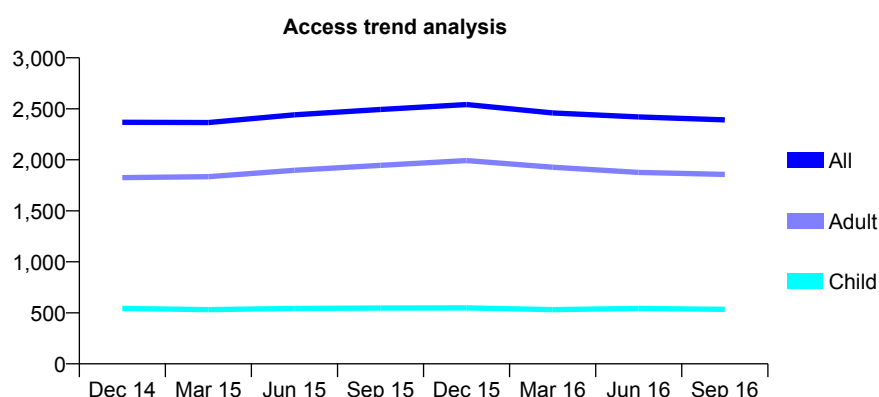
Q56 - Vital Signs At a Glance Contract Report for 732524/0001 - September 2016

Name or company name	MR PG MULLINS
Contract type name	GDS Contract
Purpose of contract	General
Contract start date	01/04/2006
Contract end date	

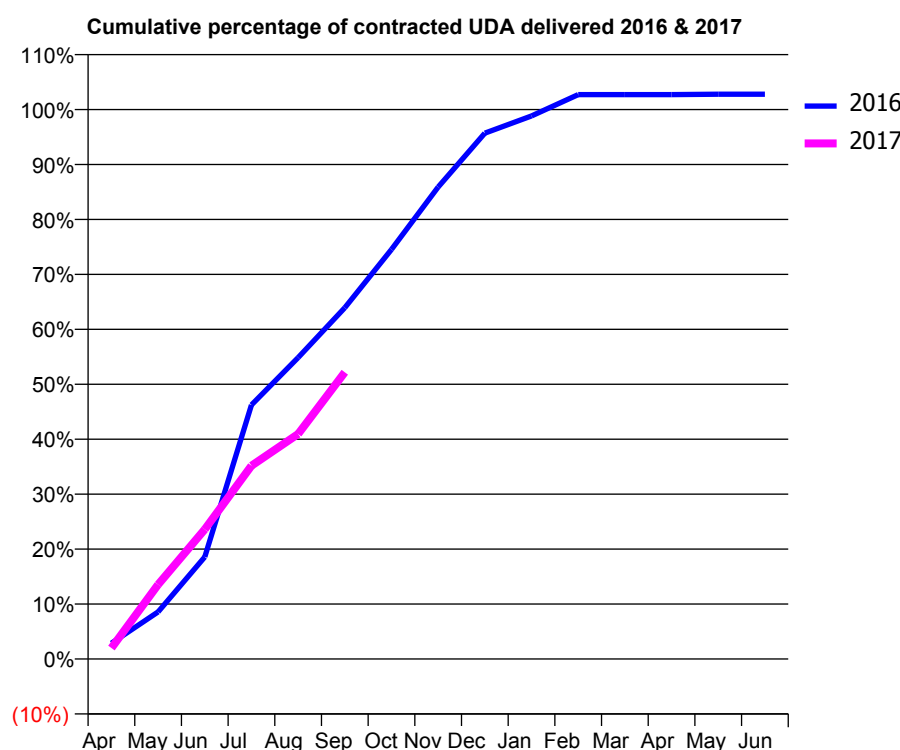
16/17 Contracted general activity (UDA)	5,240
Carry forward general activity (UDA)	-105
16/17 Contracted orthodontic activity (UOA)	0
Carry forward orthodontic activity (UOA)	0
Baseline contract value	£167,727.71

ACCESS*

Patients seen in 24 months	Total	Change since previous quarter
Quarter ending September 2015	2,493	
Quarter ending December 2015	2,542	→
Quarter ending March 2016	2,460	↓
Quarter ending June 2016	2,420	↓
Quarter ending September 2016	2,391	↓
Variance since September 2015	(4.1%)	↓



ACTIVITY



Adjusted Scheduled Activity (UDA)		
Month	2016	2017
April	151	105
May	450	711
June	973	1,236
July	2,423	1,843
August	2,874	2,146
September	3,350	2,735
October	3,906	
November	4,500	
December	5,014	
January	5,178	
February	5,382	
March	5,382	
April	5,382	
May	5,386	
June	5,386	

QUALITY

	Quantity	Base Number	Contract	AT	Region	England
% of FP17s for the same patient ID Re-attending within 3 months - Children	39	518	7.5%	11.3%	12.0%	12.4%
% of FP17s for the same patient ID Re-attending within 3 months - Adults	233	990	23.5%	15.2%	15.9%	16.7%
% of FP17s for the same patient ID Re-attending between 3 & 9 months - Children	358	518	69.1%	58.7%	58.6%	57.4%
% of FP17s for the same patient ID Re-attending between 3 & 9 months - Adults	453	990	45.8%	50.0%	51.6%	50.5%
% of FP17s for Band 1 Urgent Courses	94	1,504	6.3%	9.7%	8.0%	9.1%
% of FP17s Relating to Free Repair or Replacements	76	1,504	5.1%	0.9%	0.8%	0.8%
% of FP17s Relating to Continuations	8	1,504	0.5%	1.3%	1.3%	1.3%
% of Patients satisfied with the dentistry they have received	2	2	N/A	91.2%	93.1%	93.2%
% of Patients satisfied with the time they had to wait for an appointment	2	2	N/A	85.6%	89.1%	89.0%

* This is based on patients treated on this contract for their most recent course of treatment. Figures in italics indicate the base number of FP17s or Patient Questionnaire responses are less than 100. N/A is shown where the base number of responses is less than 10 during the period. % is calculated as Quantity/Base number*100

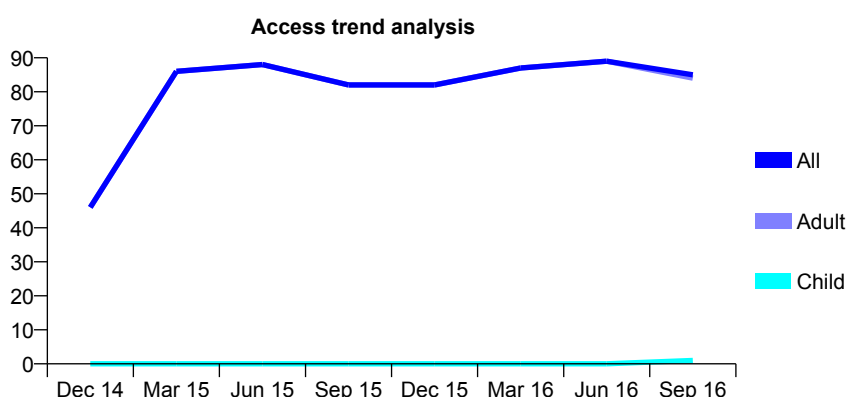
Q56 - Vital Signs At a Glance Contract Report for 732524/0002 - September 2016

Name or company name	MR PG MULLINS
Contract type name	PDS Contract
Purpose of contract	General
Contract start date	18/05/2006
Contract end date	31/03/2020

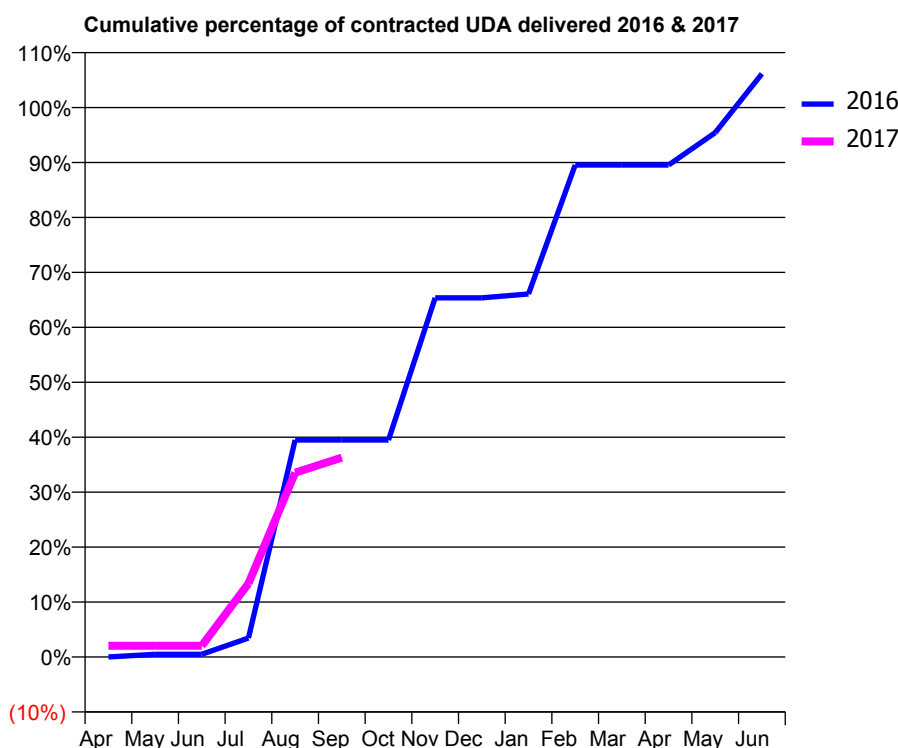
16/17 Contracted general activity (UDA)	441
Carry forward general activity (UDA)	-9
16/17 Contracted orthodontic activity (UOA)	0
Carry forward orthodontic activity (UOA)	0
Baseline contract value	£32,027.77

ACCESS*

Patients seen in 24 months	Total	Change since previous quarter
Quarter ending September 2015	82	
Quarter ending December 2015	82	→
Quarter ending March 2016	87	↑
Quarter ending June 2016	89	↑
Quarter ending September 2016	85	↓
Variance since September 2015	3.7%	↑



ACTIVITY



Adjusted Scheduled Activity (UDA)		
Month	2016	2017
April	0	9
May	2	9
June	2	9
July	15	59
August	174	148
September	174	160
October	174	
November	288	
December	288	
January	291	
February	395	
March	395	
April	395	
May	421	
June	468	

QUALITY

	Quantity	Base Number	Contract	AT	Region	England
% of FP17s for the same patient ID Re-attending within 3 months - Children	0	1	0.0%	11.3%	12.0%	12.4%
% of FP17s for the same patient ID Re-attending within 3 months - Adults	1	25	4.0%	15.2%	15.9%	16.7%
% of FP17s for the same patient ID Re-attending between 3 & 9 months - Children	0	1	0.0%	58.7%	58.6%	57.4%
% of FP17s for the same patient ID Re-attending between 3 & 9 months - Adults	2	25	8.0%	50.0%	51.6%	50.5%
% of FP17s for Band 1 Urgent Courses	0	17	0.0%	9.7%	8.0%	9.1%
% of FP17s Relating to Free Repair or Replacements	0	17	0.0%	0.9%	0.8%	0.8%
% of FP17s Relating to Continuations	0	17	0.0%	1.3%	1.3%	1.3%
% of Patients satisfied with the dentistry they have received	0	0	N/A	91.2%	93.1%	93.2%
% of Patients satisfied with the time they had to wait for an appointment	0	0	N/A	85.6%	89.1%	89.0%

* This is based on patients treated on this contract for their most recent course of treatment. Figures in italics indicate the base number of FP17s or Patient Questionnaire responses are less than 100. N/A is shown where the base number of responses is less than 10 during the period. % is calculated as Quantity/Base number*100

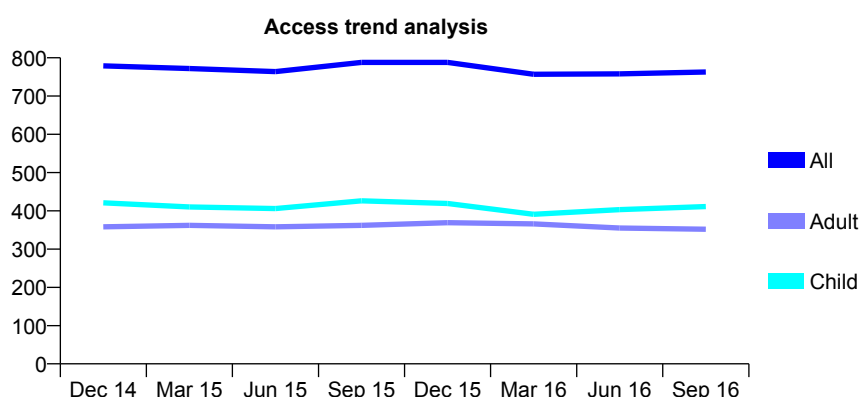
Q56 - Vital Signs At a Glance Contract Report for 736619/0001 - September 2016

Name or company name	MR DB BUCHANAN
Contract type name	PDS Contract
Purpose of contract	General and Orthodontic
Contract start date	01/08/2010
Contract end date	31/03/2018

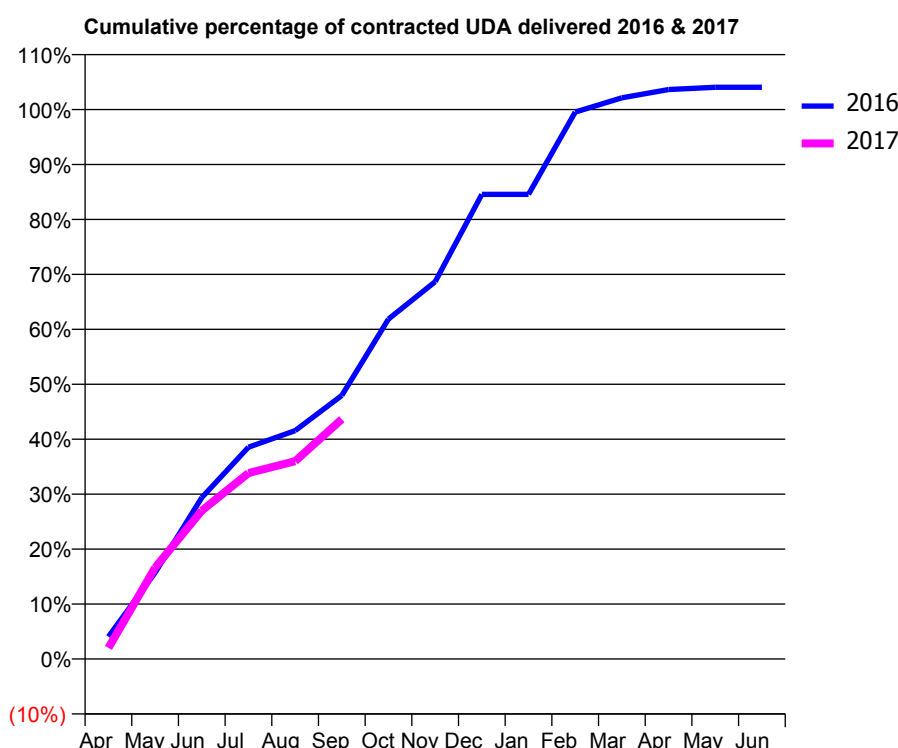
16/17 Contracted general activity (UDA)	1,628
Carry forward general activity (UDA)	-33
16/17 Contracted orthodontic activity (UOA)	1,257
Carry forward orthodontic activity (UOA)	-25
Baseline contract value	£126,117.41

ACCESS*

Patients seen in 24 months	Total	Change since previous quarter
Quarter ending September 2015	788	
Quarter ending December 2015	788	→
Quarter ending March 2016	757	↓
Quarter ending June 2016	758	→
Quarter ending September 2016	763	→
Variance since September 2015	(3.2%)	↓



ACTIVITY



Adjusted Scheduled Activity (UDA)		
Month	2016	2017
April	66	33
May	256	271
June	478	440
July	627	551
August	677	586
September	781	711
October	1,007	
November	1,118	
December	1,377	
January	1,377	
February	1,620	
March	1,663	
April	1,687	
May	1,694	
June	1,694	

QUALITY

	Quantity	Base Number	Contract	AT	Region	England
% of FP17s for the same patient ID Re-attending within 3 months - Children	38	361	10.5%	11.3%	12.0%	12.4%
% of FP17s for the same patient ID Re-attending within 3 months - Adults	7	144	4.9%	15.2%	15.9%	16.7%
% of FP17s for the same patient ID Re-attending between 3 & 9 months - Children	198	361	54.8%	58.7%	58.6%	57.4%
% of FP17s for the same patient ID Re-attending between 3 & 9 months - Adults	53	144	36.8%	50.0%	51.6%	50.5%
% of FP17s for Band 1 Urgent Courses	18	444	4.1%	9.7%	8.0%	9.1%
% of FP17s Relating to Free Repair or Replacements	0	444	0.0%	0.9%	0.8%	0.8%
% of FP17s Relating to Continuations	2	444	0.5%	1.3%	1.3%	1.3%
% of Patients satisfied with the dentistry they have received	1	1	N/A	91.2%	93.1%	93.2%
% of Patients satisfied with the time they had to wait for an appointment	1	1	N/A	85.6%	89.1%	89.0%

* This is based on patients treated on this contract for their most recent course of treatment. Figures in italics indicate the base number of FP17s or Patient Questionnaire responses are less than 100. N/A is shown where the base number of responses is less than 10 during the period. % is calculated as Quantity/Base number*100

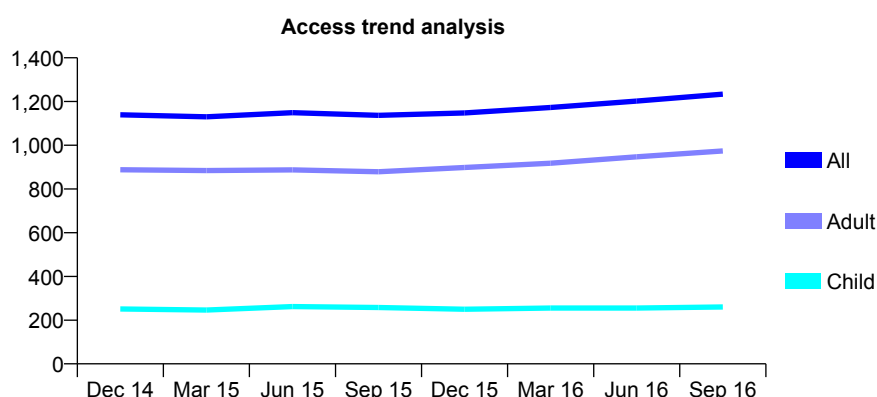
Q56 - Vital Signs At a Glance Contract Report for 740233/0001 - September 2016

Name or company name	MR ML CROWE
Contract type name	GDS Contract
Purpose of contract	General
Contract start date	01/04/2006
Contract end date	

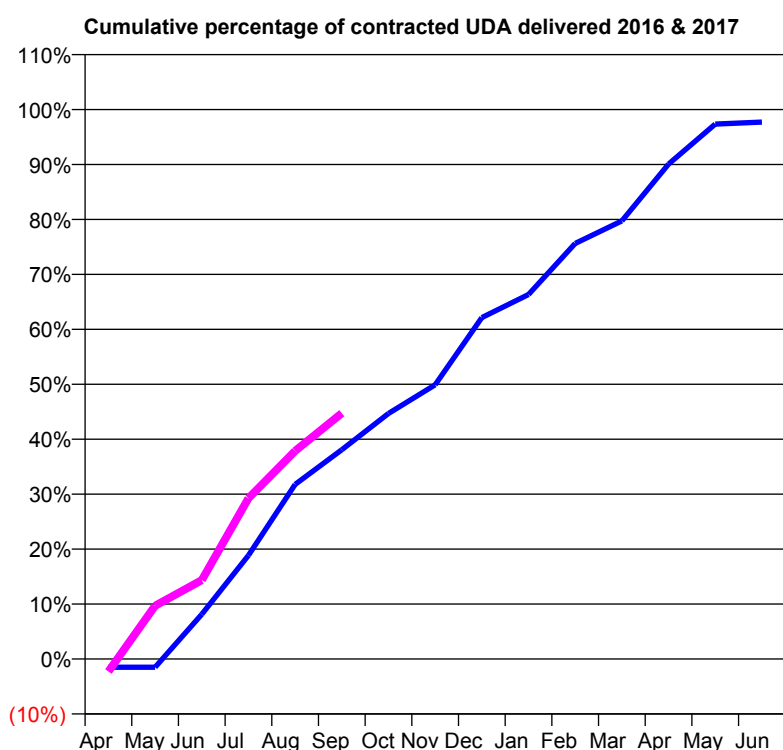
16/17 Contracted general activity (UDA)	3,547
Carry forward general activity (UDA)	81
16/17 Contracted orthodontic activity (UOA)	0
Carry forward orthodontic activity (UOA)	0
Baseline contract value	£87,945.17

ACCESS*

Patients seen in 24 months	Total	Change since previous quarter
Quarter ending September 2015	1,137	
Quarter ending December 2015	1,148	→
Quarter ending March 2016	1,173	↑
Quarter ending June 2016	1,202	↑
Quarter ending September 2016	1,234	↑
Variance since September 2015	8.5%	↑



ACTIVITY



Adjusted Scheduled Activity (UDA)		
Month	2016	2017
April	-54	-81
May	-54	344
June	289	509
July	669	1,038
August	1,127	1,343
September	1,351	1,587
October	1,585	
November	1,770	
December	2,204	
January	2,353	
February	2,682	
March	2,828	
April	3,195	
May	3,453	
June	3,466	

QUALITY

	Quantity	Base Number	Contract	AT	Region	England
% of FP17s for the same patient ID Re-attending within 3 months - Children	9	127	7.1%	11.3%	12.0%	12.4%
% of FP17s for the same patient ID Re-attending within 3 months - Adults	43	542	7.9%	15.2%	15.9%	16.7%
% of FP17s for the same patient ID Re-attending between 3 & 9 months - Children	22	127	17.3%	58.7%	58.6%	57.4%
% of FP17s for the same patient ID Re-attending between 3 & 9 months - Adults	105	542	19.4%	50.0%	51.6%	50.5%
% of FP17s for Band 1 Urgent Courses	123	509	24.2%	9.7%	8.0%	9.1%
% of FP17s Relating to Free Repair or Replacements	0	509	0.0%	0.9%	0.8%	0.8%
% of FP17s Relating to Continuations	2	509	0.4%	1.3%	1.3%	1.3%
% of Patients satisfied with the dentistry they have received	4	4	N/A	91.2%	93.1%	93.2%
% of Patients satisfied with the time they had to wait for an appointment	2	4	N/A	85.6%	89.1%	89.0%

* This is based on patients treated on this contract for their most recent course of treatment. Figures in italics indicate the base number of FP17s or Patient Questionnaire responses are less than 100. N/A is shown where the base number of responses is less than 10 during the period. % is calculated as Quantity/Base number*100

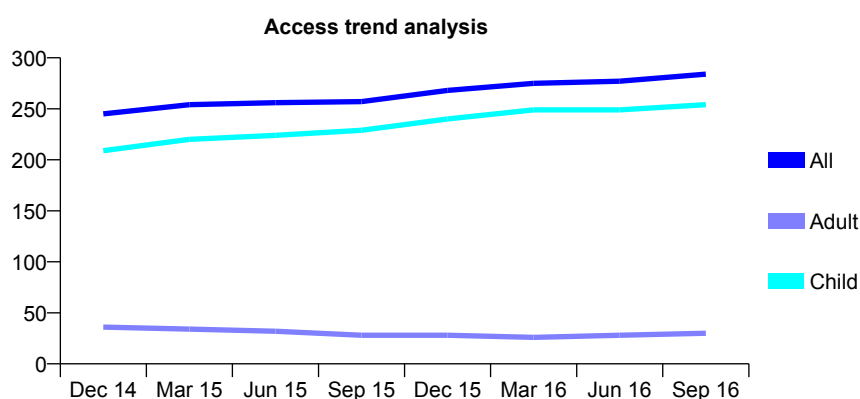
Q56 - Vital Signs At a Glance Contract Report for 740985/0001 - September 2016

Name or company name	MR B WILKINSON
Contract type name	GDS Contract
Purpose of contract	General
Contract start date	01/04/2006
Contract end date	

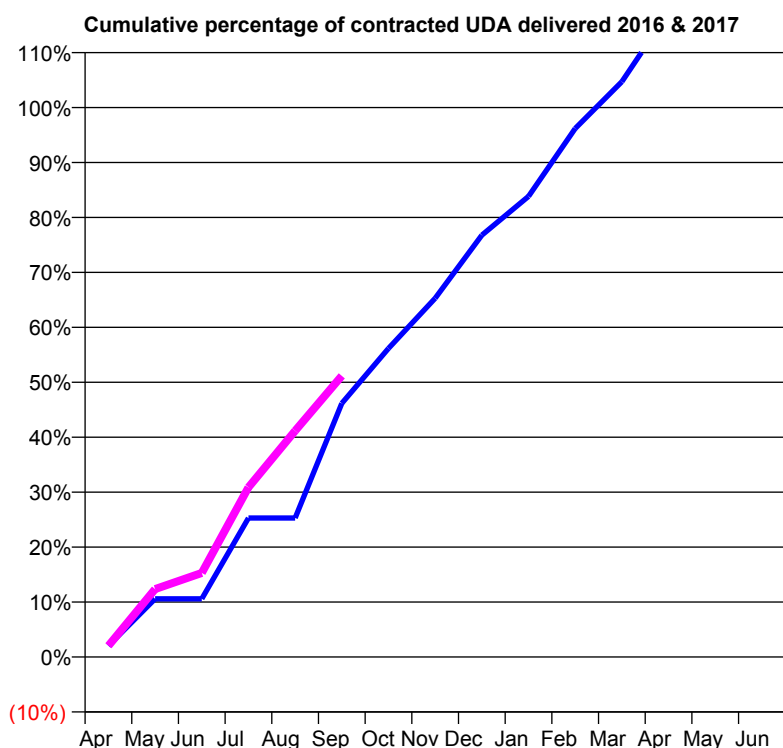
16/17 Contracted general activity (UDA)	340
Carry forward general activity (UDA)	-7
16/17 Contracted orthodontic activity (UOA)	0
Carry forward orthodontic activity (UOA)	0
Baseline contract value	£7,528.26

ACCESS*

Patients seen in 24 months	Total	Change since previous quarter
Quarter ending September 2015	257	
Quarter ending December 2015	268	↑
Quarter ending March 2016	275	↑
Quarter ending June 2016	277	→
Quarter ending September 2016	284	↑
Variance since September 2015	10.5%	↑



ACTIVITY



Month	Adjusted Scheduled Activity (UDA)	
	2016	2017
April	7	7
May	36	42
June	36	52
July	86	105
August	86	140
September	157	174
October	191	
November	222	
December	261	
January	285	
February	327	
March	356	
April	399	
May	407	
June	407	

QUALITY

	Quantity	Base Number	Contract	AT	Region	England
% of FP17s for the same patient ID Re-attending within 3 months - Children	15	166	9.0%	11.3%	12.0%	12.4%
% of FP17s for the same patient ID Re-attending within 3 months - Adults	0	2	0.0%	15.2%	15.9%	16.7%
% of FP17s for the same patient ID Re-attending between 3 & 9 months - Children	100	166	60.2%	58.7%	58.6%	57.4%
% of FP17s for the same patient ID Re-attending between 3 & 9 months - Adults	2	2	100.0%	50.0%	51.6%	50.5%
% of FP17s for Band 1 Urgent Courses	0	127	0.0%	9.7%	8.0%	9.1%
% of FP17s Relating to Free Repair or Replacements	0	127	0.0%	0.9%	0.8%	0.8%
% of FP17s Relating to Continuations	0	127	0.0%	1.3%	1.3%	1.3%
% of Patients satisfied with the dentistry they have received	0	0	N/A	91.2%	93.1%	93.2%
% of Patients satisfied with the time they had to wait for an appointment	0	0	N/A	85.6%	89.1%	89.0%

* This is based on patients treated on this contract for their most recent course of treatment. Figures in italics indicate the base number of FP17s or Patient Questionnaire responses are less than 100. N/A is shown where the base number of responses is less than 10 during the period. % is calculated as Quantity/Base number*100

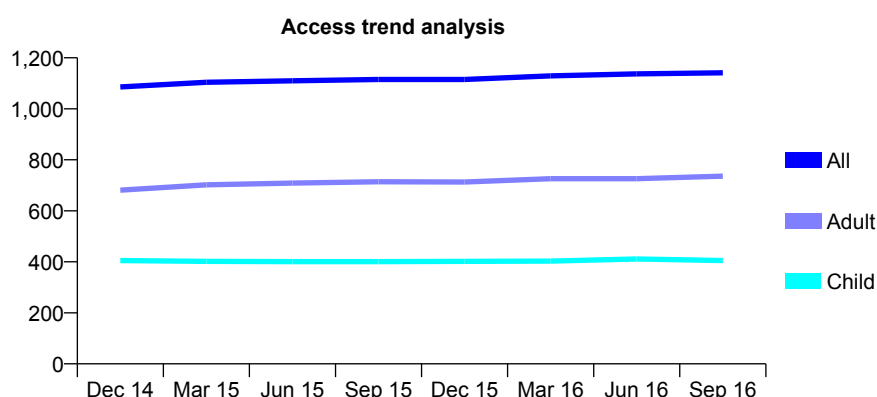
Q56 - Vital Signs At a Glance Contract Report for 741965/0001 - September 2016

Name or company name	MR SR ELPHICK
Contract type name	GDS Contract
Purpose of contract	General
Contract start date	01/04/2006
Contract end date	

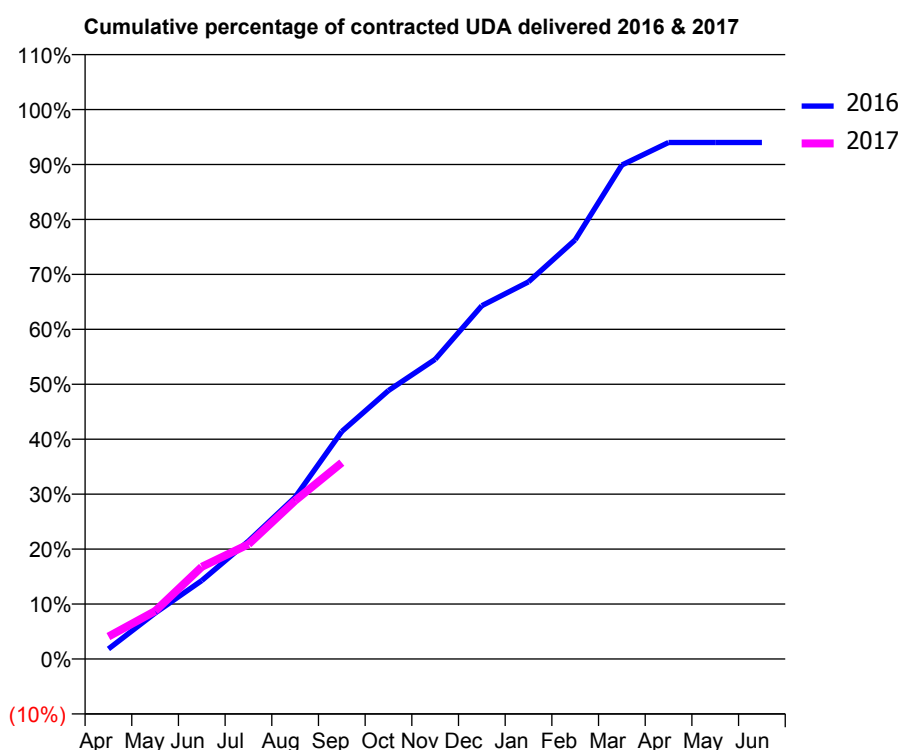
16/17 Contracted general activity (UDA)	3,938
Carry forward general activity (UDA)	0
16/17 Contracted orthodontic activity (UOA)	0
Carry forward orthodontic activity (UOA)	0
Baseline contract value	£89,225.13

ACCESS*

Patients seen in 24 months	Total	Change since previous quarter
Quarter ending September 2015	1,115	
Quarter ending December 2015	1,115	→
Quarter ending March 2016	1,129	→
Quarter ending June 2016	1,137	→
Quarter ending September 2016	1,141	→
Variance since September 2015	2.3%	↑



ACTIVITY



Adjusted Scheduled Activity (UDA)		
Month	2016	2017
April	58	161
May	268	344
June	457	661
July	687	823
August	942	1,135
September	1,325	1,407
October	1,563	
November	1,746	
December	2,058	
January	2,197	
February	2,441	
March	2,877	
April	3,008	
May	3,008	
June	3,008	

QUALITY

	Quantity	Base Number	Contract	AT	Region	England
% of FP17s for the same patient ID Re-attending within 3 months - Children	24	350	6.9%	11.3%	12.0%	12.4%
% of FP17s for the same patient ID Re-attending within 3 months - Adults	94	570	16.5%	15.2%	15.9%	16.7%
% of FP17s for the same patient ID Re-attending between 3 & 9 months - Children	223	350	63.7%	58.7%	58.6%	57.4%
% of FP17s for the same patient ID Re-attending between 3 & 9 months - Adults	346	570	60.7%	50.0%	51.6%	50.5%
% of FP17s for Band 1 Urgent Courses	52	853	6.1%	9.7%	8.0%	9.1%
% of FP17s Relating to Free Repair or Replacements	0	853	0.0%	0.9%	0.8%	0.8%
% of FP17s Relating to Continuations	7	853	0.8%	1.3%	1.3%	1.3%
% of Patients satisfied with the dentistry they have received	0	0	N/A	91.2%	93.1%	93.2%
% of Patients satisfied with the time they had to wait for an appointment	0	0	N/A	85.6%	89.1%	89.0%

* This is based on patients treated on this contract for their most recent course of treatment. Figures in italics indicate the base number of FP17s or Patient Questionnaire responses are less than 100. N/A is shown where the base number of responses is less than 10 during the period. % is calculated as Quantity/Base number*100

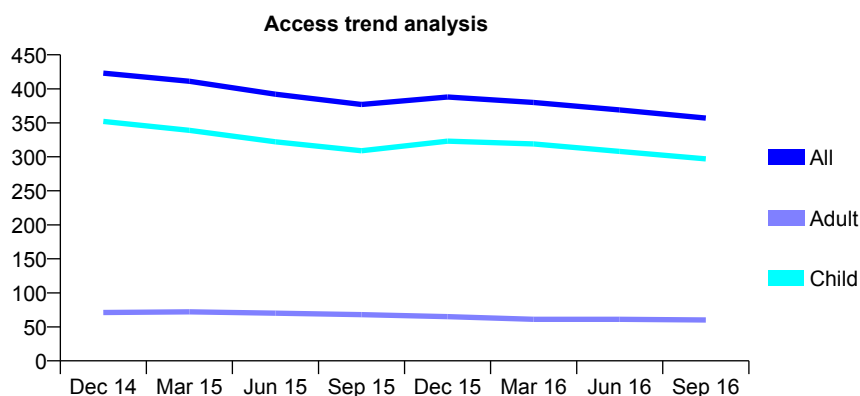
Q56 - Vital Signs At a Glance Contract Report for 749885/0001 - September 2016

Name or company name	MR CN TAYLOR
Contract type name	GDS Contract
Purpose of contract	General
Contract start date	01/04/2006
Contract end date	

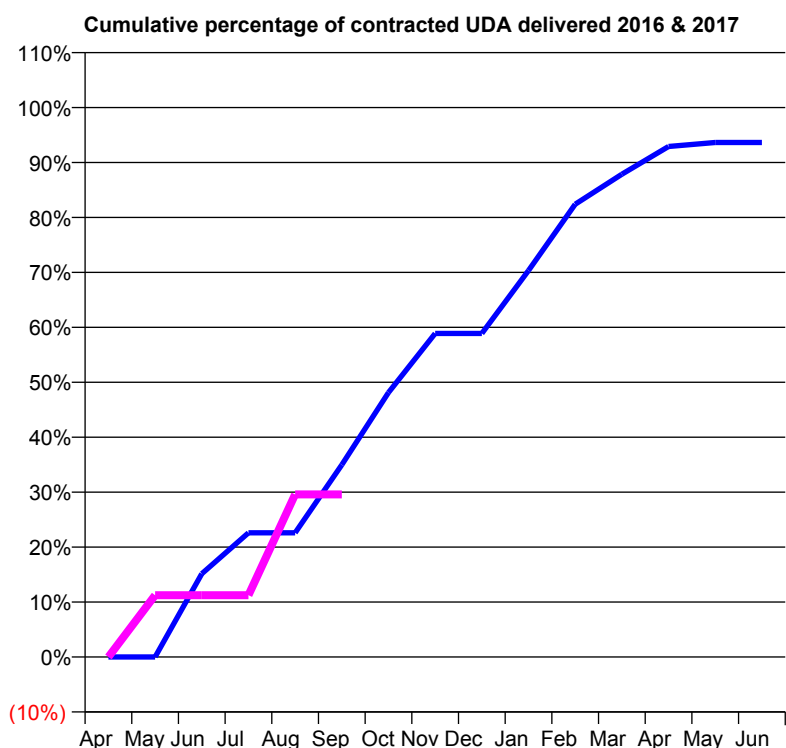
16/17 Contracted general activity (UDA)	700
Carry forward general activity (UDA)	0
16/17 Contracted orthodontic activity (UOA)	0
Carry forward orthodontic activity (UOA)	0
Baseline contract value	£19,930.24

ACCESS*

Patients seen in 24 months	Total	Change since previous quarter
Quarter ending September 2015	377	
Quarter ending December 2015	388	↑
Quarter ending March 2016	380	↓
Quarter ending June 2016	369	↓
Quarter ending September 2016	357	↓
Variance since September 2015	(5.3%)	↓



ACTIVITY



Adjusted Scheduled Activity (UDA)		
Month	2016	2017
April	0	0
May	0	79
June	106	79
July	158	79
August	158	207
September	245	207
October	337	
November	412	
December	412	
January	492	
February	577	
March	615	
April	650	
May	655	
June	655	

QUALITY

	Quantity	Base Number	Contract	AT	Region	England
% of FP17s for the same patient ID Re-attending within 3 months - Children	17	208	8.2%	11.3%	12.0%	12.4%
% of FP17s for the same patient ID Re-attending within 3 months - Adults	1	12	8.3%	15.2%	15.9%	16.7%
% of FP17s for the same patient ID Re-attending between 3 & 9 months - Children	147	208	70.7%	58.7%	58.6%	57.4%
% of FP17s for the same patient ID Re-attending between 3 & 9 months - Adults	10	12	83.3%	50.0%	51.6%	50.5%
% of FP17s for Band 1 Urgent Courses	6	180	3.3%	9.7%	8.0%	9.1%
% of FP17s Relating to Free Repair or Replacements	0	180	0.0%	0.9%	0.8%	0.8%
% of FP17s Relating to Continuations	0	180	0.0%	1.3%	1.3%	1.3%
% of Patients satisfied with the dentistry they have received	0	0	N/A	91.2%	93.1%	93.2%
% of Patients satisfied with the time they had to wait for an appointment	0	0	N/A	85.6%	89.1%	89.0%

* This is based on patients treated on this contract for their most recent course of treatment. Figures in italics indicate the base number of FP17s or Patient Questionnaire responses are less than 100. N/A is shown where the base number of responses is less than 10 during the period. % is calculated as Quantity/Base number*100

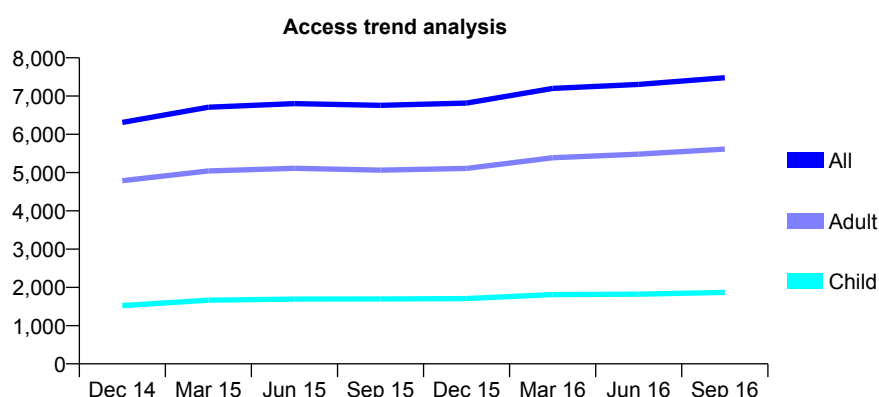
Q56 - Vital Signs At a Glance Contract Report for 754609/0001 - September 2016

Name or company name	MISS M DE VOS
Contract type name	GDS Contract
Purpose of contract	General
Contract start date	01/04/2006
Contract end date	

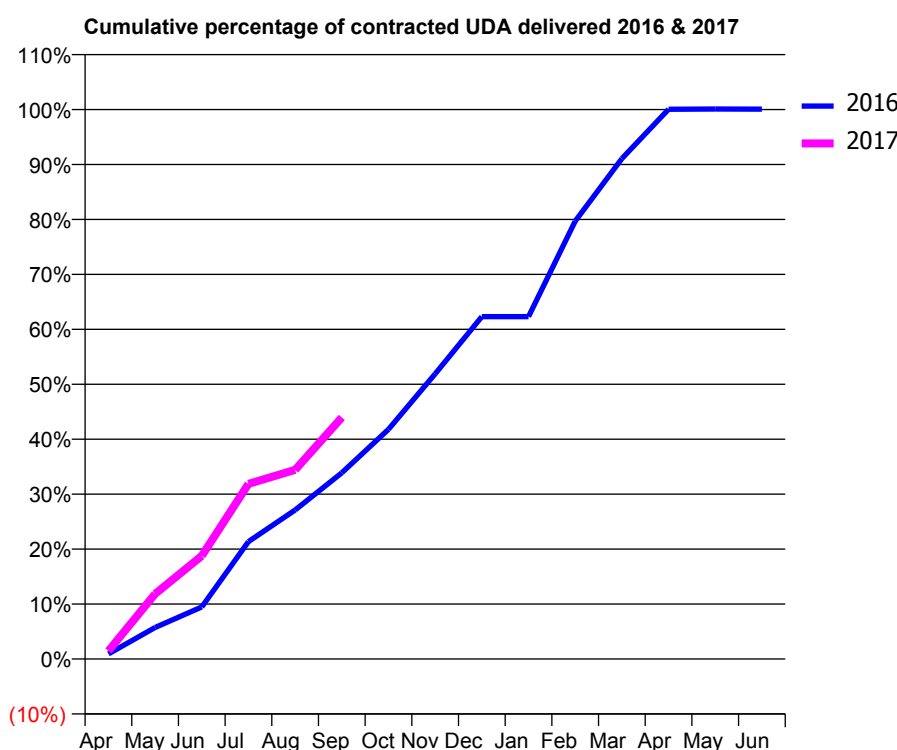
16/17 Contracted general activity (UDA)	18,640
Carry forward general activity (UDA)	-14
16/17 Contracted orthodontic activity (UOA)	0
Carry forward orthodontic activity (UOA)	0
Baseline contract value	£499,780.52

ACCESS*

Patients seen in 24 months	Total	Change since previous quarter
Quarter ending September 2015	6,759	
Quarter ending December 2015	6,815	→
Quarter ending March 2016	7,199	↑
Quarter ending June 2016	7,306	→
Quarter ending September 2016	7,480	↑
Variance since September 2015	10.7%	↑



ACTIVITY



Adjusted Scheduled Activity (UDA)		
Month	2016	2017
April	173	274
May	1,068	2,209
June	1,767	3,501
July	3,983	5,940
August	5,053	6,417
September	6,317	8,192
October	7,790	
November	9,674	
December	11,616	
January	11,616	
February	14,850	
March	16,972	
April	18,645	
May	18,659	
June	18,654	

QUALITY

	Quantity	Base Number	Contract	AT	Region	England
% of FP17s for the same patient ID Re-attending within 3 months - Children	116	1,425	8.1%	11.3%	12.0%	12.4%
% of FP17s for the same patient ID Re-attending within 3 months - Adults	642	4,114	15.6%	15.2%	15.9%	16.7%
% of FP17s for the same patient ID Re-attending between 3 & 9 months - Children	916	1,425	64.3%	58.7%	58.6%	57.4%
% of FP17s for the same patient ID Re-attending between 3 & 9 months - Adults	1,986	4,114	48.3%	50.0%	51.6%	50.5%
% of FP17s for Band 1 Urgent Courses	454	4,348	10.4%	9.7%	8.0%	9.1%
% of FP17s Relating to Free Repair or Replacements	26	4,348	0.6%	0.9%	0.8%	0.8%
% of FP17s Relating to Continuations	4	4,348	0.1%	1.3%	1.3%	1.3%
% of Patients satisfied with the dentistry they have received	15	17	88.2%	91.2%	93.1%	93.2%
% of Patients satisfied with the time they had to wait for an appointment	14	17	82.4%	85.6%	89.1%	89.0%

* This is based on patients treated on this contract for their most recent course of treatment. Figures in italics indicate the base number of FP17s or Patient Questionnaire responses are less than 100. N/A is shown where the base number of responses is less than 10 during the period. % is calculated as Quantity/Base number*100

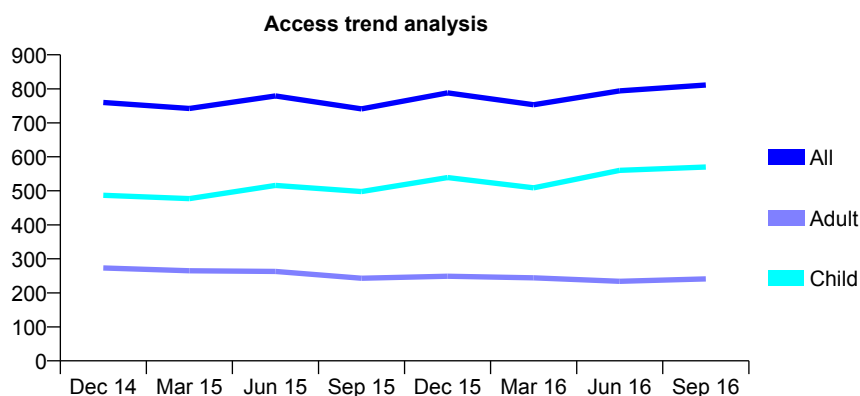
Q56 - Vital Signs At a Glance Contract Report for 761249/0001 - September 2016

Name or company name	MISS H NGUYEN
Contract type name	GDS Contract
Purpose of contract	General
Contract start date	01/04/2006
Contract end date	

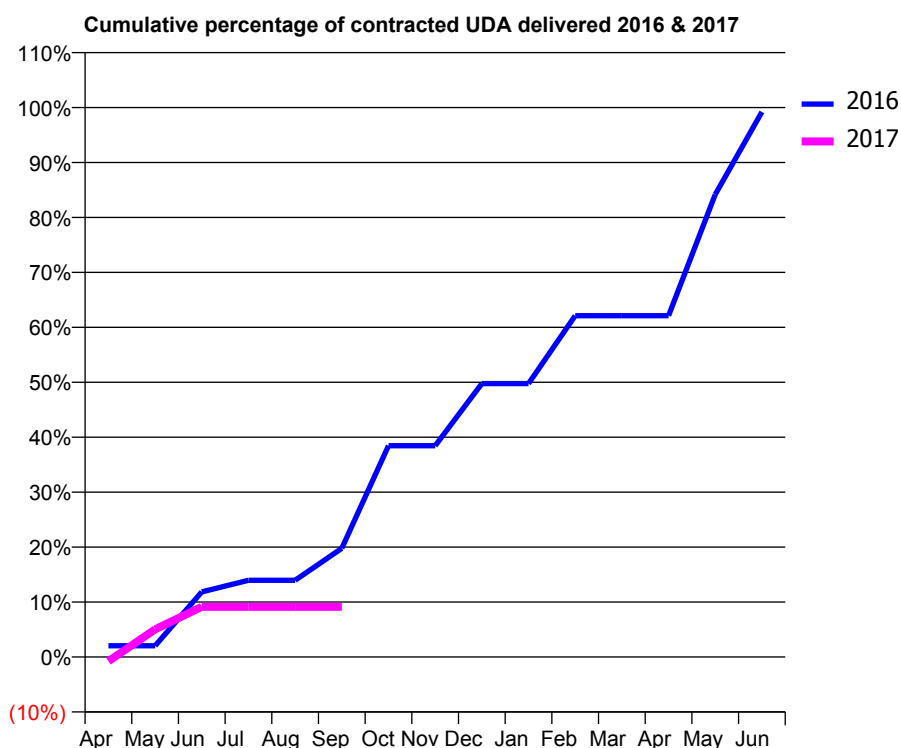
16/17 Contracted general activity (UDA)	2,042
Carry forward general activity (UDA)	16
16/17 Contracted orthodontic activity (UOA)	0
Carry forward orthodontic activity (UOA)	0
Baseline contract value	£81,226.54

ACCESS*

Patients seen in 24 months	Total	Change since previous quarter
Quarter ending September 2015	741	
Quarter ending December 2015	788	↑
Quarter ending March 2016	753	↓
Quarter ending June 2016	794	↑
Quarter ending September 2016	811	↑
Variance since September 2015	9.4%	↑



ACTIVITY



Adjusted Scheduled Activity (UDA)		
Month	2016	2017
April	42	-16
May	42	103
June	242	187
July	285	187
August	285	187
September	404	187
October	785	
November	785	
December	1,016	
January	1,016	
February	1,268	
March	1,268	
April	1,268	
May	1,719	
June	2,026	

QUALITY

	Quantity	Base Number	Contract	AT	Region	England
% of FP17s for the same patient ID Re-attending within 3 months - Children	28	337	8.3%	11.3%	12.0%	12.4%
% of FP17s for the same patient ID Re-attending within 3 months - Adults	38	138	27.5%	15.2%	15.9%	16.7%
% of FP17s for the same patient ID Re-attending between 3 & 9 months - Children	167	337	49.6%	58.7%	58.6%	57.4%
% of FP17s for the same patient ID Re-attending between 3 & 9 months - Adults	63	138	45.7%	50.0%	51.6%	50.5%
% of FP17s for Band 1 Urgent Courses	8	135	5.9%	9.7%	8.0%	9.1%
% of FP17s Relating to Free Repair or Replacements	0	135	0.0%	0.9%	0.8%	0.8%
% of FP17s Relating to Continuations	0	135	0.0%	1.3%	1.3%	1.3%
% of Patients satisfied with the dentistry they have received	1	1	N/A	91.2%	93.1%	93.2%
% of Patients satisfied with the time they had to wait for an appointment	1	1	N/A	85.6%	89.1%	89.0%

* This is based on patients treated on this contract for their most recent course of treatment. Figures in italics indicate the base number of FP17s or Patient Questionnaire responses are less than 100. N/A is shown where the base number of responses is less than 10 during the period. % is calculated as Quantity/Base number*100

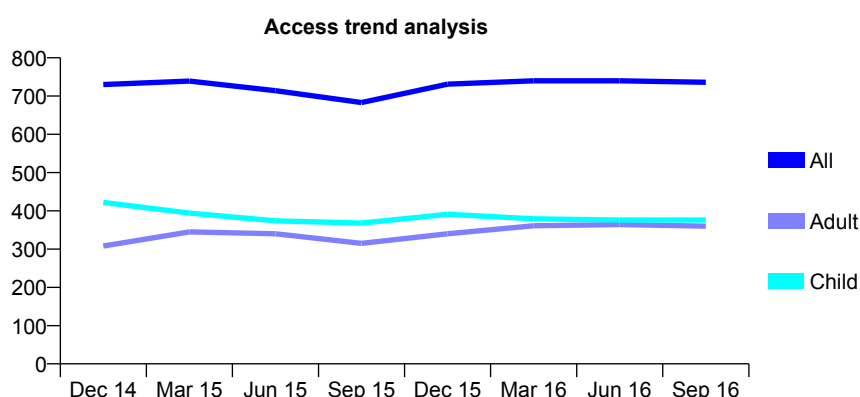
Q56 - Vital Signs At a Glance Contract Report for 762296/0001 - September 2016

Name or company name	MR BC TOCCA
Contract type name	GDS Contract
Purpose of contract	General
Contract start date	01/05/2007
Contract end date	

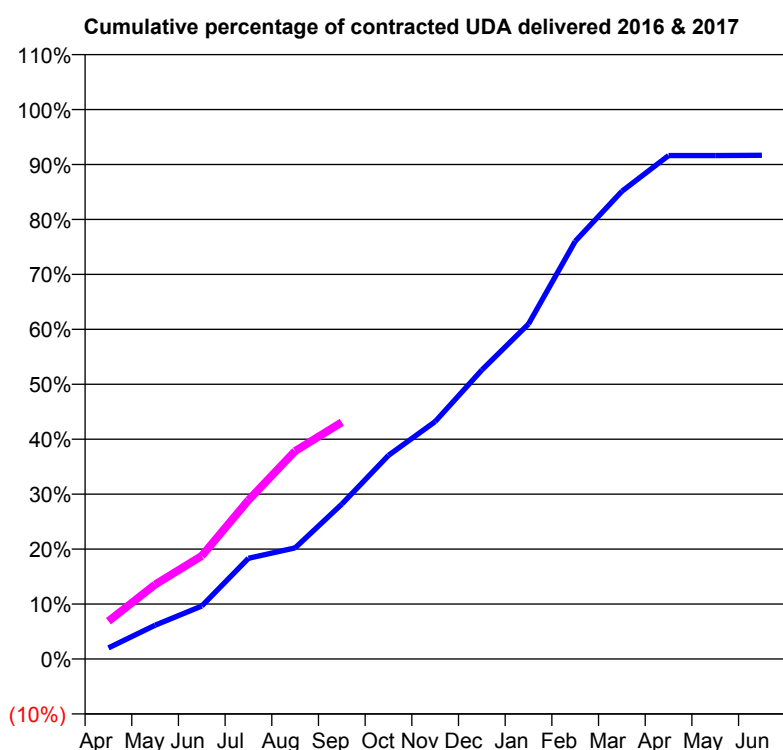
16/17 Contracted general activity (UDA)	2,102
Carry forward general activity (UDA)	0
16/17 Contracted orthodontic activity (UOA)	0
Carry forward orthodontic activity (UOA)	0
Baseline contract value	£44,942.15

ACCESS*

Patients seen in 24 months	Total	Change since previous quarter
Quarter ending September 2015	683	
Quarter ending December 2015	731	↑
Quarter ending March 2016	740	→
Quarter ending June 2016	740	→
Quarter ending September 2016	736	→
Variance since September 2015	7.8%	↑



ACTIVITY



Adjusted Scheduled Activity (UDA)		
Month	2016	2017
April	43	145
May	129	285
June	203	394
July	386	608
August	425	795
September	592	906
October	779	
November	908	
December	1,106	
January	1,281	
February	1,598	
March	1,789	
April	1,926	
May	1,926	
June	1,927	

QUALITY

	Quantity	Base Number	Contract	AT	Region	England
% of FP17s for the same patient ID Re-attending within 3 months - Children	31	260	11.9%	11.3%	12.0%	12.4%
% of FP17s for the same patient ID Re-attending within 3 months - Adults	67	295	22.7%	15.2%	15.9%	16.7%
% of FP17s for the same patient ID Re-attending between 3 & 9 months - Children	181	260	69.6%	58.7%	58.6%	57.4%
% of FP17s for the same patient ID Re-attending between 3 & 9 months - Adults	131	295	44.4%	50.0%	51.6%	50.5%
% of FP17s for Band 1 Urgent Courses	53	464	11.4%	9.7%	8.0%	9.1%
% of FP17s Relating to Free Repair or Replacements	0	464	0.0%	0.9%	0.8%	0.8%
% of FP17s Relating to Continuations	1	464	0.2%	1.3%	1.3%	1.3%
% of Patients satisfied with the dentistry they have received	0	0	N/A	91.2%	93.1%	93.2%
% of Patients satisfied with the time they had to wait for an appointment	0	0	N/A	85.6%	89.1%	89.0%

* This is based on patients treated on this contract for their most recent course of treatment. Figures in italics indicate the base number of FP17s or Patient Questionnaire responses are less than 100. N/A is shown where the base number of responses is less than 10 during the period. % is calculated as Quantity/Base number*100

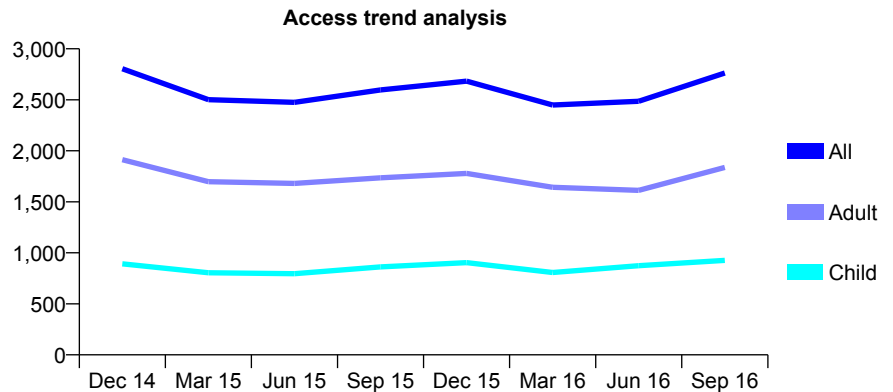
Q56 - Vital Signs At a Glance Contract Report for 763438/0002 - September 2016

Name or company name	MR M SALEEM
Contract type name	GDS Contract
Purpose of contract	General
Contract start date	01/04/2006
Contract end date	

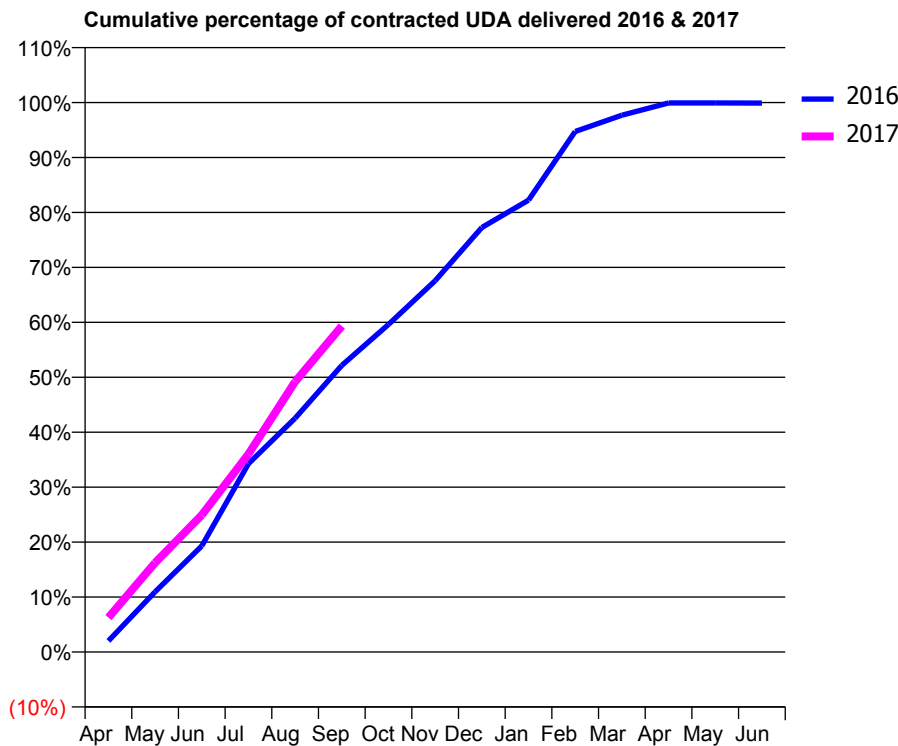
16/17 Contracted general activity (UDA)	6,805
Carry forward general activity (UDA)	7
16/17 Contracted orthodontic activity (UOA)	0
Carry forward orthodontic activity (UOA)	0
Baseline contract value	£165,054.97

ACCESS*

Patients seen in 24 months	Total	Change since previous quarter
Quarter ending September 2015	2,597	
Quarter ending December 2015	2,683	↑
Quarter ending March 2016	2,449	↓
Quarter ending June 2016	2,486	→
Quarter ending September 2016	2,763	↑
Variance since September 2015	6.4%	↑



ACTIVITY



Adjusted Scheduled Activity (UDA)		
Month	2016	2017
April	138	428
May	745	1,106
June	1,314	1,697
July	2,332	2,451
August	2,896	3,348
September	3,549	4,036
October	4,056	
November	4,599	
December	5,257	
January	5,595	
February	6,446	
March	6,647	
April	6,800	
May	6,800	
June	6,798	

QUALITY

	Quantity	Base Number	Contract	AT	Region	England
% of FP17s for the same patient ID Re-attending within 3 months - Children	36	898	4.0%	11.3%	12.0%	12.4%
% of FP17s for the same patient ID Re-attending within 3 months - Adults	120	1,575	7.6%	15.2%	15.9%	16.7%
% of FP17s for the same patient ID Re-attending between 3 & 9 months - Children	462	898	51.4%	58.7%	58.6%	57.4%
% of FP17s for the same patient ID Re-attending between 3 & 9 months - Adults	552	1,575	35.0%	50.0%	51.6%	50.5%
% of FP17s for Band 1 Urgent Courses	106	2,398	4.4%	9.7%	8.0%	9.1%
% of FP17s Relating to Free Repair or Replacements	18	2,398	0.8%	0.9%	0.8%	0.8%
% of FP17s Relating to Continuations	19	2,398	0.8%	1.3%	1.3%	1.3%
% of Patients satisfied with the dentistry they have received	1	1	N/A	91.2%	93.1%	93.2%
% of Patients satisfied with the time they had to wait for an appointment	1	1	N/A	85.6%	89.1%	89.0%

* This is based on patients treated on this contract for their most recent course of treatment. Figures in italics indicate the base number of FP17s or Patient Questionnaire responses are less than 100. N/A is shown where the base number of responses is less than 10 during the period. % is calculated as Quantity/Base number*100

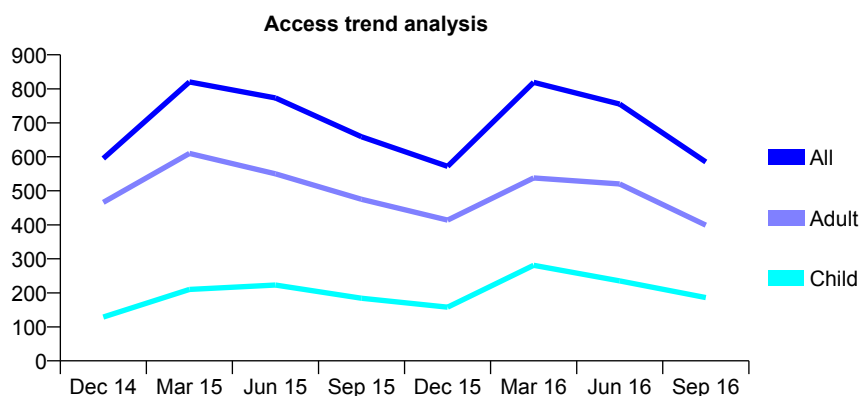
Q56 - Vital Signs At a Glance Contract Report for 763438/0003 - September 2016

Name or company name	MR M SALEEM
Contract type name	GDS Contract
Purpose of contract	General
Contract start date	01/04/2008
Contract end date	

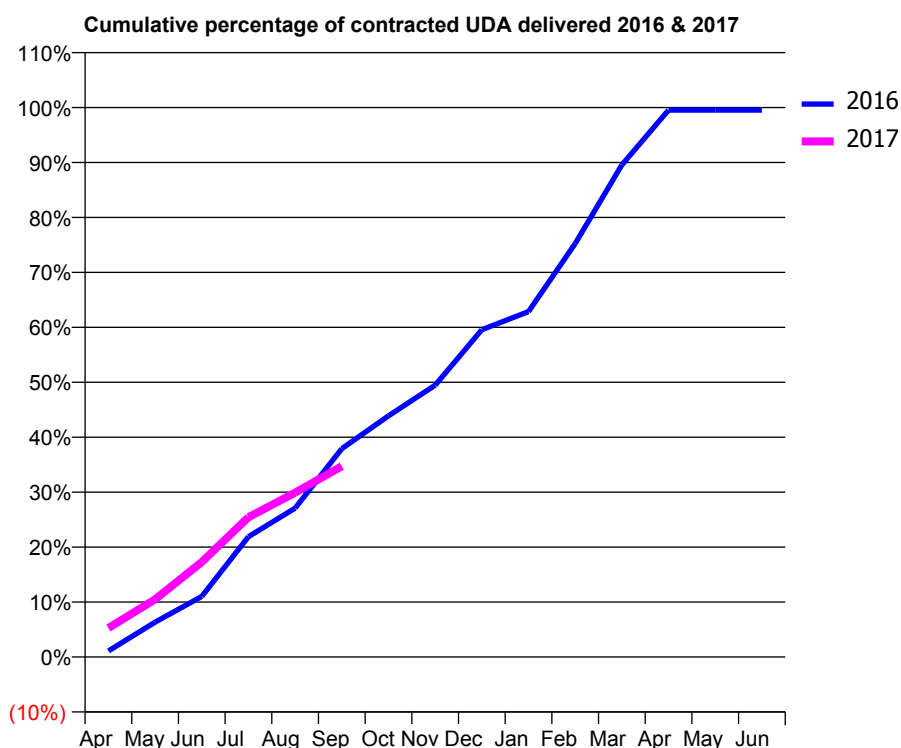
16/17 Contracted general activity (UDA)	3,000
Carry forward general activity (UDA)	14
16/17 Contracted orthodontic activity (UOA)	0
Carry forward orthodontic activity (UOA)	0
Baseline contract value	£74,705.35

ACCESS*

Patients seen in 24 months	Total	Change since previous quarter
Quarter ending September 2015	659	
Quarter ending December 2015	572	↓
Quarter ending March 2016	819	↑
Quarter ending June 2016	755	↓
Quarter ending September 2016	585	↓
Variance since September 2015	(11.2%)	↓



ACTIVITY



Adjusted Scheduled Activity (UDA)		
Month	2016	2017
April	33	158
May	190	315
June	331	518
July	657	764
August	813	897
September	1,137	1,041
October	1,317	
November	1,484	
December	1,787	
January	1,886	
February	2,257	
March	2,687	
April	2,986	
May	2,986	
June	2,986	

QUALITY

	Quantity	Base Number	Contract	AT	Region	England
% of FP17s for the same patient ID Re-attending within 3 months - Children	14	225	6.2%	11.3%	12.0%	12.4%
% of FP17s for the same patient ID Re-attending within 3 months - Adults	51	397	12.8%	15.2%	15.9%	16.7%
% of FP17s for the same patient ID Re-attending between 3 & 9 months - Children	31	225	13.8%	58.7%	58.6%	57.4%
% of FP17s for the same patient ID Re-attending between 3 & 9 months - Adults	42	397	10.6%	50.0%	51.6%	50.5%
% of FP17s for Band 1 Urgent Courses	71	479	14.8%	9.7%	8.0%	9.1%
% of FP17s Relating to Free Repair or Replacements	8	479	1.7%	0.9%	0.8%	0.8%
% of FP17s Relating to Continuations	14	479	2.9%	1.3%	1.3%	1.3%
% of Patients satisfied with the dentistry they have received	0	0	N/A	91.2%	93.1%	93.2%
% of Patients satisfied with the time they had to wait for an appointment	0	0	N/A	85.6%	89.1%	89.0%

* This is based on patients treated on this contract for their most recent course of treatment. Figures in italics indicate the base number of FP17s or Patient Questionnaire responses are less than 100. N/A is shown where the base number of responses is less than 10 during the period. % is calculated as Quantity/Base number*100

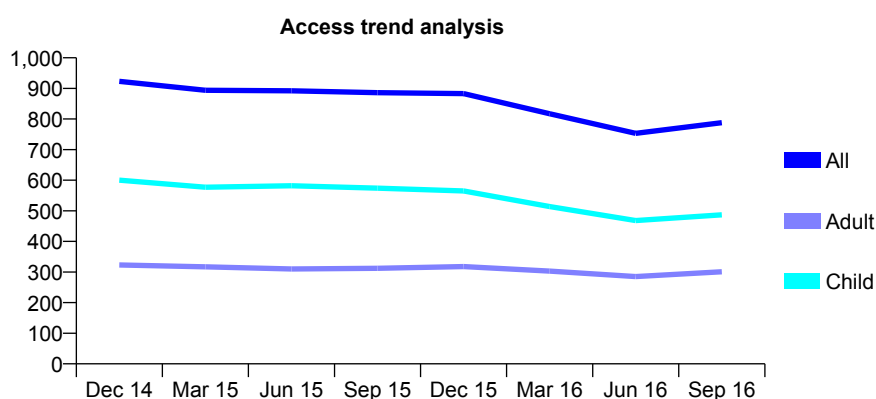
Q56 - Vital Signs At a Glance Contract Report for 767123/0001 - September 2016

Name or company name	MISS Z WIESE
Contract type name	GDS Contract
Purpose of contract	General
Contract start date	01/04/2006
Contract end date	

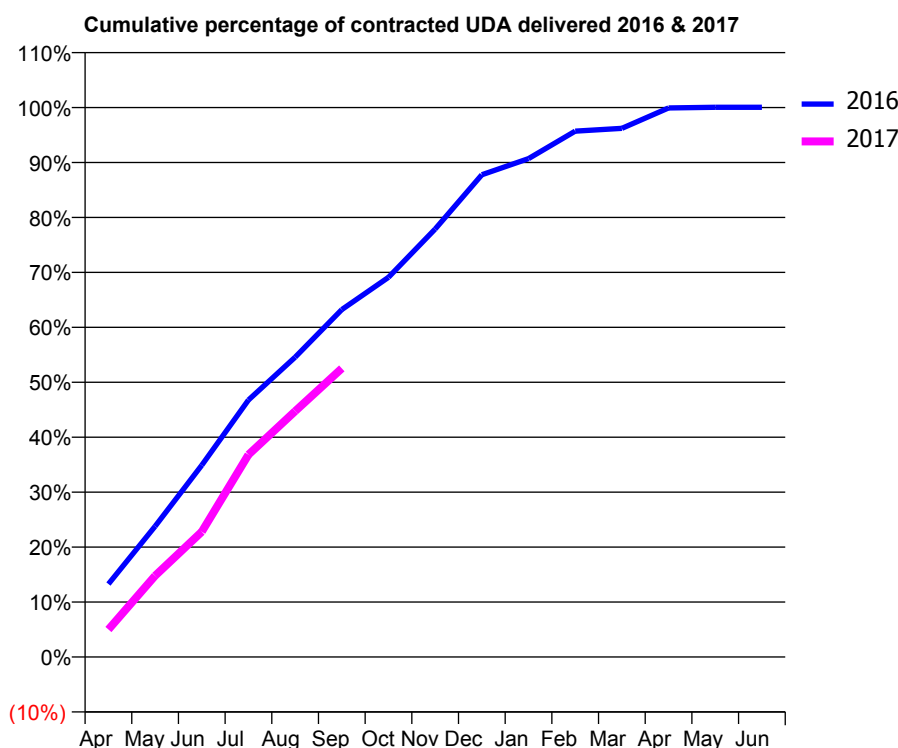
16/17 Contracted general activity (UDA)	2,160
Carry forward general activity (UDA)	-1
16/17 Contracted orthodontic activity (UOA)	0
Carry forward orthodontic activity (UOA)	0
Baseline contract value	£82,300.53

ACCESS*

Patients seen in 24 months	Total	Change since previous quarter
Quarter ending September 2015	886	
Quarter ending December 2015	883	→
Quarter ending March 2016	817	↓
Quarter ending June 2016	753	↓
Quarter ending September 2016	788	↑
Variance since September 2015	(11.1%)	↓



ACTIVITY



Adjusted Scheduled Activity (UDA)		
Month	2016	2017
April	287	108
May	514	319
June	754	492
July	1,010	795
August	1,179	966
September	1,366	1,134
October	1,492	
November	1,682	
December	1,896	
January	1,959	
February	2,067	
March	2,078	
April	2,158	
May	2,161	
June	2,161	

QUALITY

	Quantity	Base Number	Contract	AT	Region	England
% of FP17s for the same patient ID Re-attending within 3 months - Children	27	395	6.8%	11.3%	12.0%	12.4%
% of FP17s for the same patient ID Re-attending within 3 months - Adults	21	183	11.5%	15.2%	15.9%	16.7%
% of FP17s for the same patient ID Re-attending between 3 & 9 months - Children	171	395	43.3%	58.7%	58.6%	57.4%
% of FP17s for the same patient ID Re-attending between 3 & 9 months - Adults	70	183	38.3%	50.0%	51.6%	50.5%
% of FP17s for Band 1 Urgent Courses	27	529	5.1%	9.7%	8.0%	9.1%
% of FP17s Relating to Free Repair or Replacements	0	529	0.0%	0.9%	0.8%	0.8%
% of FP17s Relating to Continuations	0	529	0.0%	1.3%	1.3%	1.3%
% of Patients satisfied with the dentistry they have received	0	0	N/A	91.2%	93.1%	93.2%
% of Patients satisfied with the time they had to wait for an appointment	0	0	N/A	85.6%	89.1%	89.0%

* This is based on patients treated on this contract for their most recent course of treatment. Figures in italics indicate the base number of FP17s or Patient Questionnaire responses are less than 100. N/A is shown where the base number of responses is less than 10 during the period. % is calculated as Quantity/Base number*100

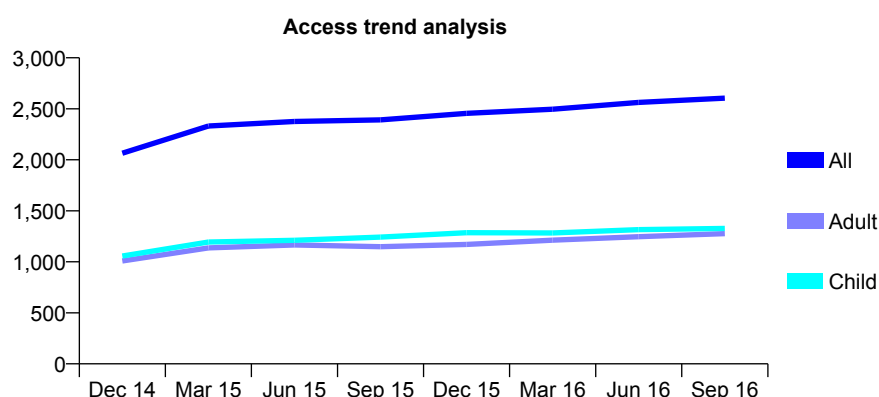
Q56 - Vital Signs At a Glance Contract Report for 767123/0002 - September 2016

Name or company name	MISS Z WIESE
Contract type name	GDS Contract
Purpose of contract	General
Contract start date	01/04/2006
Contract end date	

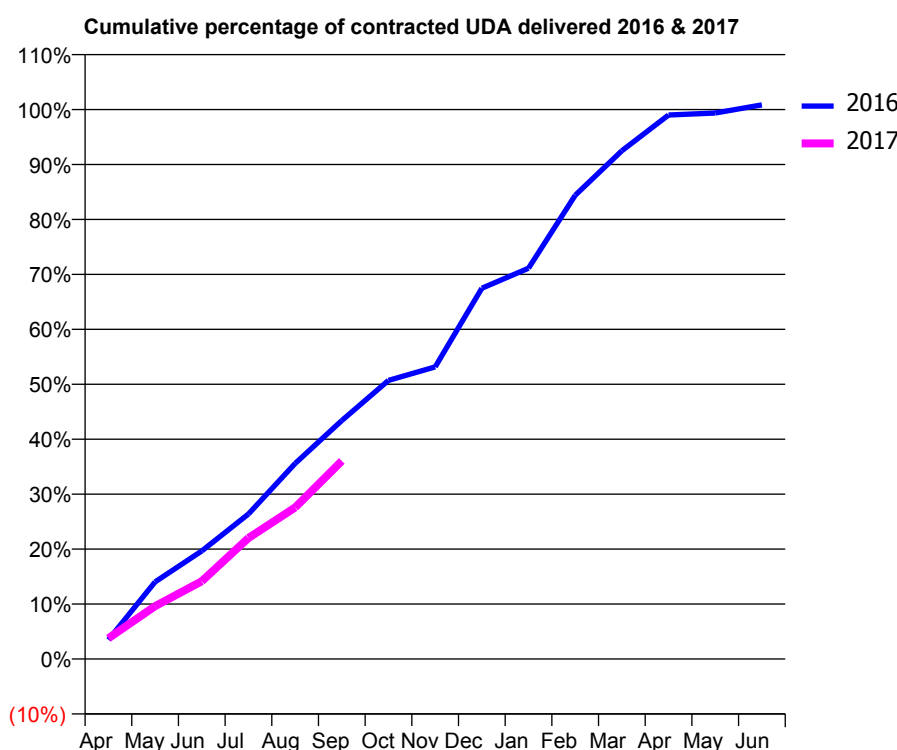
16/17 Contracted general activity (UDA)	7,400
Carry forward general activity (UDA)	-63
16/17 Contracted orthodontic activity (UOA)	0
Carry forward orthodontic activity (UOA)	0
Baseline contract value	£196,590.74

ACCESS*

Patients seen in 24 months	Total	Change since previous quarter
Quarter ending September 2015	2,391	
Quarter ending December 2015	2,456	↑
Quarter ending March 2016	2,496	→
Quarter ending June 2016	2,563	↑
Quarter ending September 2016	2,604	→
Variance since September 2015	8.9%	↑



ACTIVITY



Adjusted Scheduled Activity (UDA)		
Month	2016	2017
April	259	280
May	1,039	712
June	1,456	1,047
July	1,953	1,630
August	2,633	2,040
September	3,213	2,667
October	3,753	
November	3,933	
December	4,994	
January	5,262	
February	6,244	
March	6,844	
April	7,325	
May	7,353	
June	7,463	

QUALITY

	Quantity	Base Number	Contract	AT	Region	England
% of FP17s for the same patient ID Re-attending within 3 months - Children	42	850	4.9%	11.3%	12.0%	12.4%
% of FP17s for the same patient ID Re-attending within 3 months - Adults	102	654	15.6%	15.2%	15.9%	16.7%
% of FP17s for the same patient ID Re-attending between 3 & 9 months - Children	385	850	45.3%	58.7%	58.6%	57.4%
% of FP17s for the same patient ID Re-attending between 3 & 9 months - Adults	275	654	42.0%	50.0%	51.6%	50.5%
% of FP17s for Band 1 Urgent Courses	104	1,256	8.3%	9.7%	8.0%	9.1%
% of FP17s Relating to Free Repair or Replacements	0	1,256	0.0%	0.9%	0.8%	0.8%
% of FP17s Relating to Continuations	2	1,256	0.2%	1.3%	1.3%	1.3%
% of Patients satisfied with the dentistry they have received	2	2	N/A	91.2%	93.1%	93.2%
% of Patients satisfied with the time they had to wait for an appointment	2	2	N/A	85.6%	89.1%	89.0%

* This is based on patients treated on this contract for their most recent course of treatment. Figures in italics indicate the base number of FP17s or Patient Questionnaire responses are less than 100. N/A is shown where the base number of responses is less than 10 during the period. % is calculated as Quantity/Base number*100

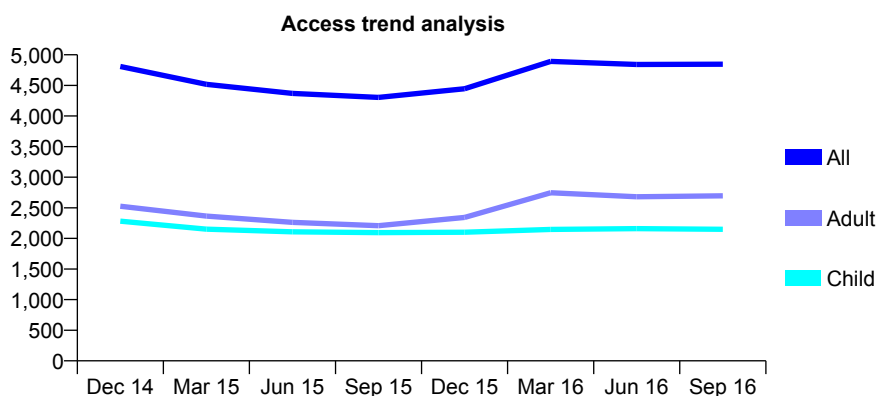
Q56 - Vital Signs At a Glance Contract Report for 767123/0003 - September 2016

Name or company name	MISS Z WIESE
Contract type name	GDS Contract
Purpose of contract	General
Contract start date	01/10/2007
Contract end date	

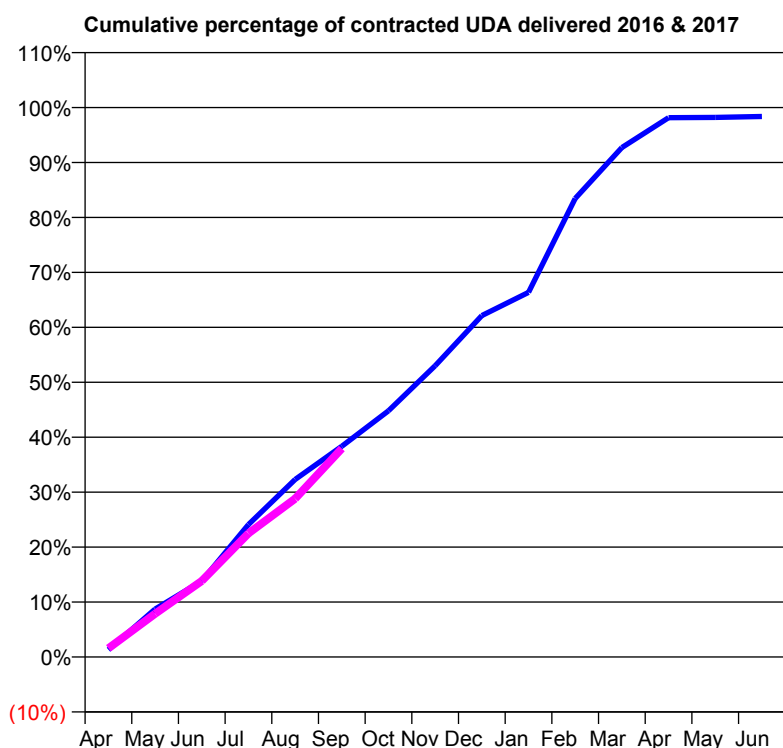
16/17 Contracted general activity (UDA)	13,400
Carry forward general activity (UDA)	220
16/17 Contracted orthodontic activity (UOA)	0
Carry forward orthodontic activity (UOA)	0
Baseline contract value	£380,977.90

ACCESS*

Patients seen in 24 months	Total	Change since previous quarter
Quarter ending September 2015	4,303	
Quarter ending December 2015	4,445	↑
Quarter ending March 2016	4,892	↑
Quarter ending June 2016	4,842	↓
Quarter ending September 2016	4,847	→
Variance since September 2015	12.6%	↑



ACTIVITY



Adjusted Scheduled Activity (UDA)		
Month	2016	2017
April	179	212
May	1,169	1,056
June	1,855	1,857
July	3,232	3,017
August	4,329	3,861
September	5,138	5,084
October	6,003	
November	7,104	
December	8,326	
January	8,891	
February	11,180	
March	12,422	
April	13,153	
May	13,159	
June	13,180	

QUALITY

	Quantity	Base Number	Contract	AT	Region	England
% of FP17s for the same patient ID Re-attending within 3 months - Children	124	1,567	7.9%	11.3%	12.0%	12.4%
% of FP17s for the same patient ID Re-attending within 3 months - Adults	235	1,367	17.2%	15.2%	15.9%	16.7%
% of FP17s for the same patient ID Re-attending between 3 & 9 months - Children	849	1,567	54.2%	58.7%	58.6%	57.4%
% of FP17s for the same patient ID Re-attending between 3 & 9 months - Adults	618	1,367	45.2%	50.0%	51.6%	50.5%
% of FP17s for Band 1 Urgent Courses	253	2,505	10.1%	9.7%	8.0%	9.1%
% of FP17s Relating to Free Repair or Replacements	1	2,505	0.0%	0.9%	0.8%	0.8%
% of FP17s Relating to Continuations	3	2,505	0.1%	1.3%	1.3%	1.3%
% of Patients satisfied with the dentistry they have received	4	4	N/A	91.2%	93.1%	93.2%
% of Patients satisfied with the time they had to wait for an appointment	4	4	N/A	85.6%	89.1%	89.0%

* This is based on patients treated on this contract for their most recent course of treatment. Figures in italics indicate the base number of FP17s or Patient Questionnaire responses are less than 100. N/A is shown where the base number of responses is less than 10 during the period. % is calculated as Quantity/Base number*100

Q56 - Vital Signs At a Glance Contract Report for 768316/0001 - September 2016

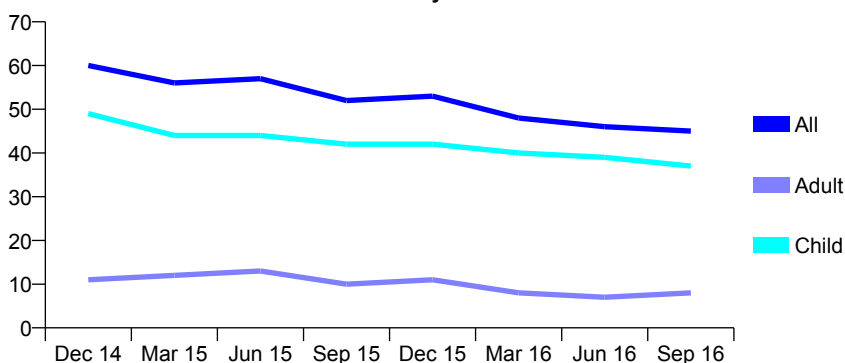
Name or company name	MR A MOBLI
Contract type name	GDS Contract
Purpose of contract	General
Contract start date	01/04/2006
Contract end date	

16/17 Contracted general activity (UDA)	60
Carry forward general activity (UDA)	1
16/17 Contracted orthodontic activity (UOA)	0
Carry forward orthodontic activity (UOA)	0
Baseline contract value	£1,342.33

ACCESS*

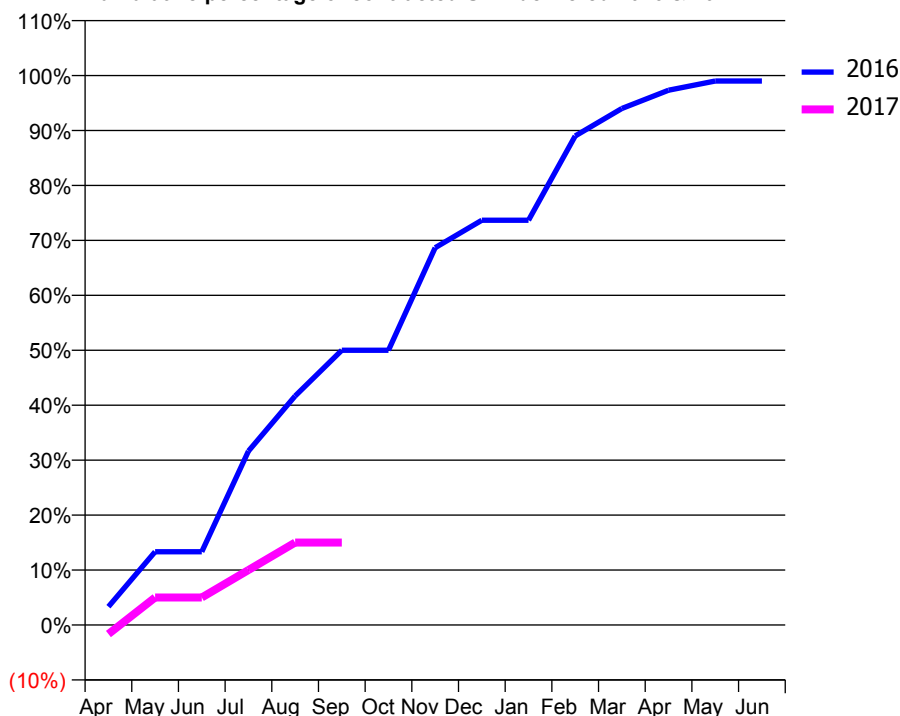
Patients seen in 24 months	Total	Change since previous quarter
Quarter ending September 2015	52	
Quarter ending December 2015	53	→
Quarter ending March 2016	48	↓
Quarter ending June 2016	46	↓
Quarter ending September 2016	45	↓
Variance since September 2015	(13.5%)	↓

Access trend analysis



ACTIVITY

Cumulative percentage of contracted UDA delivered 2016 & 2017



Month	Adjusted Scheduled Activity (UDA)	
	2016	2017
April	2	-1
May	8	3
June	8	3
July	19	6
August	25	9
September	30	9
October	30	
November	41	
December	44	
January	44	
February	53	
March	56	
April	58	
May	59	
June	59	

QUALITY

	Quantity	Base Number	Contract	AT	Region	England
% of FP17s for the same patient ID Re-attending within 3 months - Children	0	13	0.0%	11.3%	12.0%	12.4%
% of FP17s for the same patient ID Re-attending within 3 months - Adults	0	0	N/A	15.2%	15.9%	16.7%
% of FP17s for the same patient ID Re-attending between 3 & 9 months - Children	10	13	76.9%	58.7%	58.6%	57.4%
% of FP17s for the same patient ID Re-attending between 3 & 9 months - Adults	0	0	N/A	50.0%	51.6%	50.5%
% of FP17s for Band 1 Urgent Courses	0	10	0.0%	9.7%	8.0%	9.1%
% of FP17s Relating to Free Repair or Replacements	0	10	0.0%	0.9%	0.8%	0.8%
% of FP17s Relating to Continuations	0	10	0.0%	1.3%	1.3%	1.3%
% of Patients satisfied with the dentistry they have received	0	0	N/A	91.2%	93.1%	93.2%
% of Patients satisfied with the time they had to wait for an appointment	0	0	N/A	85.6%	89.1%	89.0%

* This is based on patients treated on this contract for their most recent course of treatment. Figures in italics indicate the base number of FP17s or Patient Questionnaire responses are less than 100. N/A is shown where the base number of responses is less than 10 during the period. % is calculated as Quantity/Base number*100

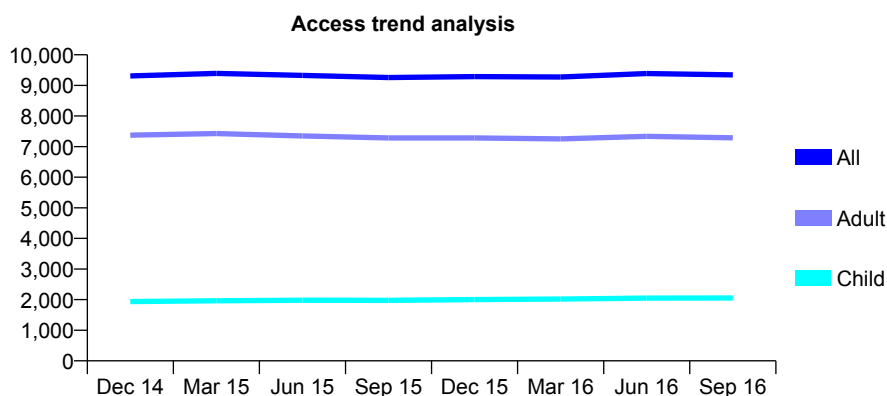
Q56 - Vital Signs At a Glance Contract Report for 771708/0001 - September 2016

Name or company name	MR AC HUNTER
Contract type name	GDS Contract
Purpose of contract	General
Contract start date	01/03/2008
Contract end date	

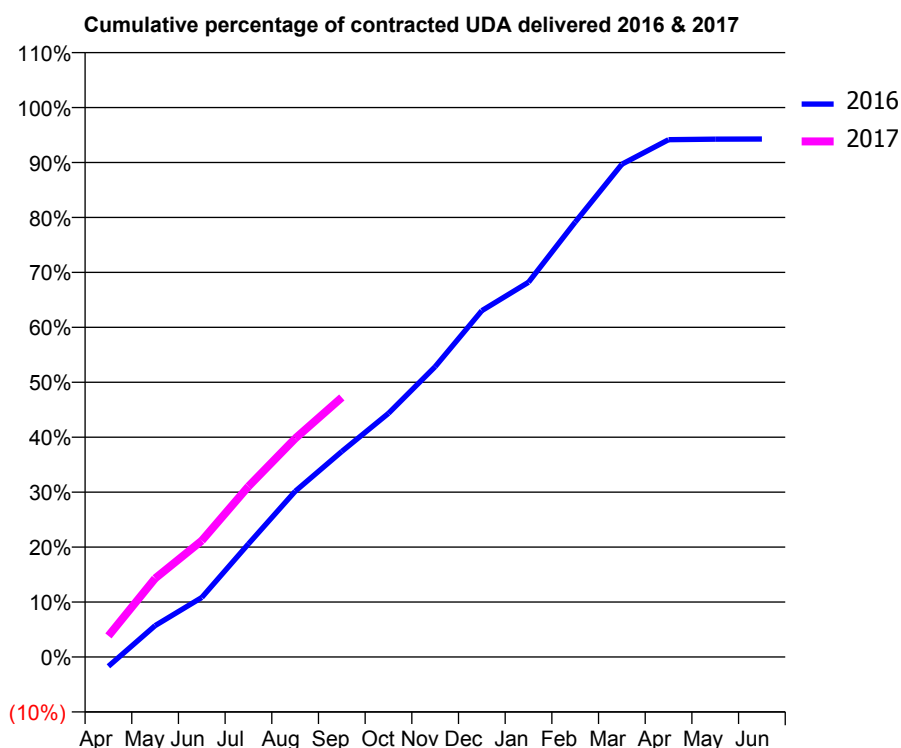
16/17 Contracted general activity (UDA)	24,346
Carry forward general activity (UDA)	0
16/17 Contracted orthodontic activity (UOA)	0
Carry forward orthodontic activity (UOA)	0
Baseline contract value	£585,793.86

ACCESS*

Patients seen in 24 months	Total	Change since previous quarter
Quarter ending September 2015	9,256	
Quarter ending December 2015	9,286	→
Quarter ending March 2016	9,274	→
Quarter ending June 2016	9,386	→
Quarter ending September 2016	9,343	→
Variance since September 2015	0.9%	→



ACTIVITY



Adjusted Scheduled Activity (UDA)		
Month	2016	2017
April	-417	939
May	1,389	3,486
June	2,635	5,152
July	5,014	7,558
August	7,338	9,680
September	9,108	11,500
October	10,798	
November	12,864	
December	15,344	
January	16,605	
February	19,269	
March	21,831	
April	22,923	
May	22,947	
June	22,948	

QUALITY

	Quantity	Base Number	Contract	AT	Region	England
% of FP17s for the same patient ID Re-attending within 3 months - Children	154	1,727	8.9%	11.3%	12.0%	12.4%
% of FP17s for the same patient ID Re-attending within 3 months - Adults	788	5,114	15.4%	15.2%	15.9%	16.7%
% of FP17s for the same patient ID Re-attending between 3 & 9 months - Children	968	1,727	56.1%	58.7%	58.6%	57.4%
% of FP17s for the same patient ID Re-attending between 3 & 9 months - Adults	2,468	5,114	48.3%	50.0%	51.6%	50.5%
% of FP17s for Band 1 Urgent Courses	530	5,821	9.1%	9.7%	8.0%	9.1%
% of FP17s Relating to Free Repair or Replacements	72	5,821	1.2%	0.9%	0.8%	0.8%
% of FP17s Relating to Continuations	97	5,821	1.7%	1.3%	1.3%	1.3%
% of Patients satisfied with the dentistry they have received	10	10	100.0%	91.2%	93.1%	93.2%
% of Patients satisfied with the time they had to wait for an appointment	10	10	100.0%	85.6%	89.1%	89.0%

* This is based on patients treated on this contract for their most recent course of treatment. Figures in italics indicate the base number of FP17s or Patient Questionnaire responses are less than 100. N/A is shown where the base number of responses is less than 10 during the period. % is calculated as Quantity/Base number*100

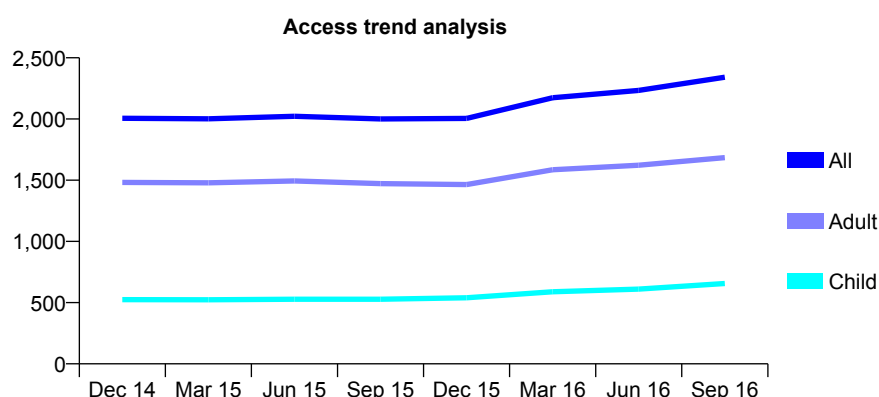
Q56 - Vital Signs At a Glance Contract Report for 773840/0001 - September 2016

Name or company name	MRS JA HASSAN
Contract type name	GDS Contract
Purpose of contract	General
Contract start date	01/04/2006
Contract end date	

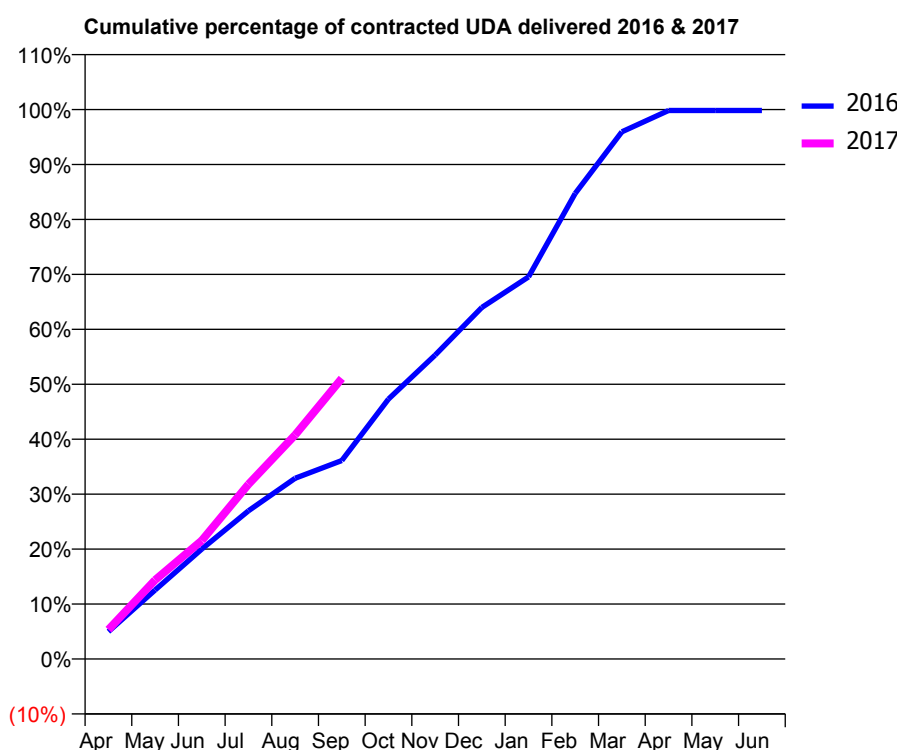
16/17 Contracted general activity (UDA)	6,000
Carry forward general activity (UDA)	10
16/17 Contracted orthodontic activity (UOA)	0
Carry forward orthodontic activity (UOA)	0
Baseline contract value	£133,356.83

ACCESS*

Patients seen in 24 months	Total	Change since previous quarter
Quarter ending September 2015	2,000	
Quarter ending December 2015	2,005	→
Quarter ending March 2016	2,174	↑
Quarter ending June 2016	2,234	↑
Quarter ending September 2016	2,341	↑
Variance since September 2015	17.1%	↑



ACTIVITY



Month	Adjusted Scheduled Activity (UDA)	
	2016	2017
April	299	321
May	753	863
June	1,201	1,294
July	1,618	1,909
August	1,974	2,447
September	2,168	3,065
October	2,838	
November	3,318	
December	3,839	
January	4,173	
February	5,083	
March	5,757	
April	5,990	
May	5,990	
June	5,990	

QUALITY

	Quantity	Base Number	Contract	AT	Region	England
% of FP17s for the same patient ID Re-attending within 3 months - Children	27	563	4.8%	11.3%	12.0%	12.4%
% of FP17s for the same patient ID Re-attending within 3 months - Adults	193	1,129	17.1%	15.2%	15.9%	16.7%
% of FP17s for the same patient ID Re-attending between 3 & 9 months - Children	350	563	62.2%	58.7%	58.6%	57.4%
% of FP17s for the same patient ID Re-attending between 3 & 9 months - Adults	392	1,129	34.7%	50.0%	51.6%	50.5%
% of FP17s for Band 1 Urgent Courses	133	1,579	8.4%	9.7%	8.0%	9.1%
% of FP17s Relating to Free Repair or Replacements	15	1,579	0.9%	0.9%	0.8%	0.8%
% of FP17s Relating to Continuations	16	1,579	1.0%	1.3%	1.3%	1.3%
% of Patients satisfied with the dentistry they have received	4	4	N/A	91.2%	93.1%	93.2%
% of Patients satisfied with the time they had to wait for an appointment	4	4	N/A	85.6%	89.1%	89.0%

* This is based on patients treated on this contract for their most recent course of treatment. Figures in italics indicate the base number of FP17s or Patient Questionnaire responses are less than 100. N/A is shown where the base number of responses is less than 10 during the period. % is calculated as Quantity/Base number*100

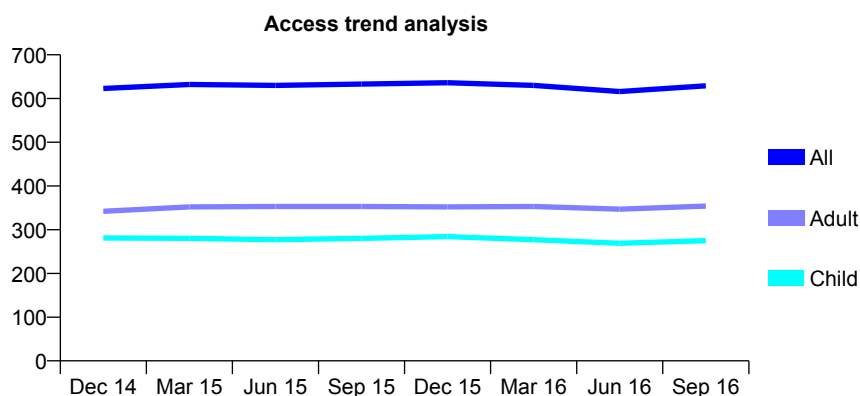
Q56 - Vital Signs At a Glance Contract Report for 800759/0002 - September 2016

Name or company name	MR D JONES
Contract type name	GDS Contract
Purpose of contract	General
Contract start date	28/07/2011
Contract end date	

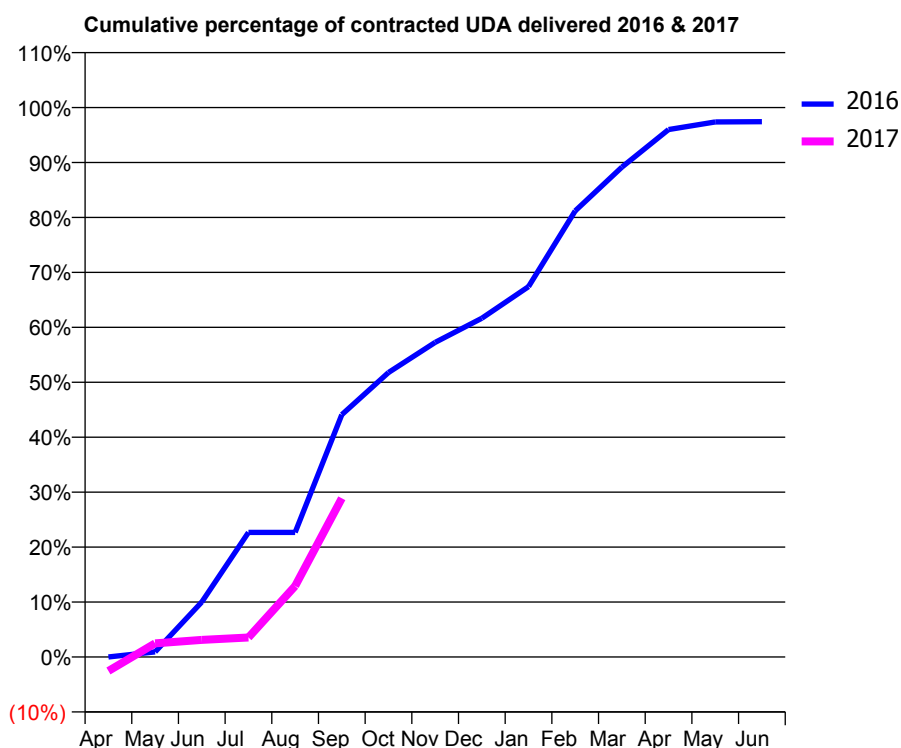
16/17 Contracted general activity (UDA)	1,409
Carry forward general activity (UDA)	36
16/17 Contracted orthodontic activity (UOA)	0
Carry forward orthodontic activity (UOA)	0
Baseline contract value	£27,079.79

ACCESS*

Patients seen in 24 months	Total	Change since previous quarter
Quarter ending September 2015	633	
Quarter ending December 2015	636	→
Quarter ending March 2016	630	→
Quarter ending June 2016	616	↓
Quarter ending September 2016	629	↑
Variance since September 2015	(0.6%)	→



ACTIVITY



Adjusted Scheduled Activity (UDA)		
Month	2016	2017
April	0	-36
May	13	35
June	141	44
July	319	50
August	319	182
September	621	407
October	730	
November	807	
December	869	
January	950	
February	1,144	
March	1,256	
April	1,353	
May	1,372	
June	1,373	

QUALITY

	Quantity	Base Number	Contract	AT	Region	England
% of FP17s for the same patient ID Re-attending within 3 months - Children	11	191	5.8%	11.3%	12.0%	12.4%
% of FP17s for the same patient ID Re-attending within 3 months - Adults	19	227	8.4%	15.2%	15.9%	16.7%
% of FP17s for the same patient ID Re-attending between 3 & 9 months - Children	121	191	63.4%	58.7%	58.6%	57.4%
% of FP17s for the same patient ID Re-attending between 3 & 9 months - Adults	134	227	59.0%	50.0%	51.6%	50.5%
% of FP17s for Band 1 Urgent Courses	1	317	0.3%	9.7%	8.0%	9.1%
% of FP17s Relating to Free Repair or Replacements	1	317	0.3%	0.9%	0.8%	0.8%
% of FP17s Relating to Continuations	0	317	0.0%	1.3%	1.3%	1.3%
% of Patients satisfied with the dentistry they have received	0	0	N/A	91.2%	93.1%	93.2%
% of Patients satisfied with the time they had to wait for an appointment	0	0	N/A	85.6%	89.1%	89.0%

* This is based on patients treated on this contract for their most recent course of treatment. Figures in italics indicate the base number of FP17s or Patient Questionnaire responses are less than 100. N/A is shown where the base number of responses is less than 10 during the period. % is calculated as Quantity/Base number*100

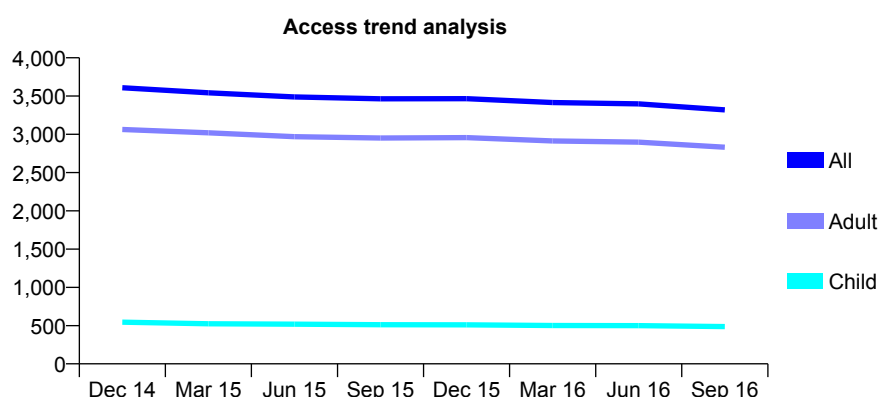
Q56 - Vital Signs At a Glance Contract Report for 809268/0001 - September 2016

Name or company name	MR DW FERNS
Contract type name	GDS Contract
Purpose of contract	General
Contract start date	01/04/2006
Contract end date	

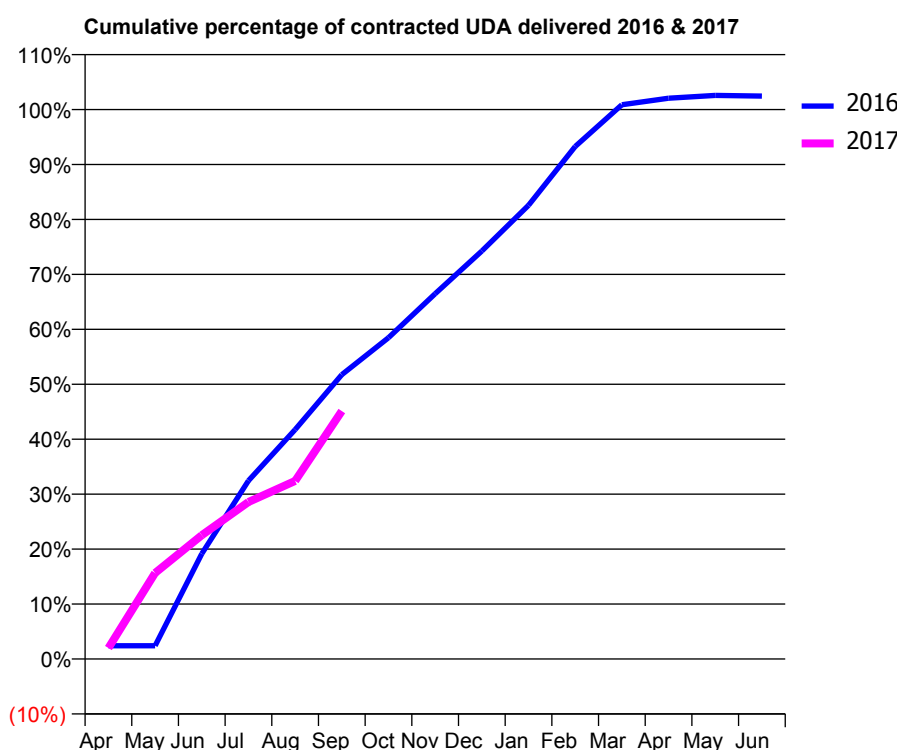
16/17 Contracted general activity (UDA)	9,437
Carry forward general activity (UDA)	-189
16/17 Contracted orthodontic activity (UOA)	0
Carry forward orthodontic activity (UOA)	0
Baseline contract value	£225,897.90

ACCESS*

Patients seen in 24 months	Total	Change since previous quarter
Quarter ending September 2015	3,464	
Quarter ending December 2015	3,465	→
Quarter ending March 2016	3,415	↓
Quarter ending June 2016	3,397	→
Quarter ending September 2016	3,319	↓
Variance since September 2015	(4.2%)	↓



ACTIVITY



Adjusted Scheduled Activity (UDA)		
Month	2016	2017
April	229	189
May	229	1,479
June	1,808	2,125
July	3,062	2,697
August	3,939	3,058
September	4,884	4,259
October	5,519	
November	6,274	
December	7,006	
January	7,791	
February	8,802	
March	9,518	
April	9,632	
May	9,678	
June	9,666	

QUALITY

	Quantity	Base Number	Contract	AT	Region	England
% of FP17s for the same patient ID Re-attending within 3 months - Children	16	247	6.5%	11.3%	12.0%	12.4%
% of FP17s for the same patient ID Re-attending within 3 months - Adults	263	1,534	17.1%	15.2%	15.9%	16.7%
% of FP17s for the same patient ID Re-attending between 3 & 9 months - Children	48	247	19.4%	58.7%	58.6%	57.4%
% of FP17s for the same patient ID Re-attending between 3 & 9 months - Adults	371	1,534	24.2%	50.0%	51.6%	50.5%
% of FP17s for Band 1 Urgent Courses	316	1,668	18.9%	9.7%	8.0%	9.1%
% of FP17s Relating to Free Repair or Replacements	17	1,668	1.0%	0.9%	0.8%	0.8%
% of FP17s Relating to Continuations	29	1,668	1.7%	1.3%	1.3%	1.3%
% of Patients satisfied with the dentistry they have received	7	7	N/A	91.2%	93.1%	93.2%
% of Patients satisfied with the time they had to wait for an appointment	7	7	N/A	85.6%	89.1%	89.0%

* This is based on patients treated on this contract for their most recent course of treatment. Figures in italics indicate the base number of FP17s or Patient Questionnaire responses are less than 100. N/A is shown where the base number of responses is less than 10 during the period. % is calculated as Quantity/Base number*100

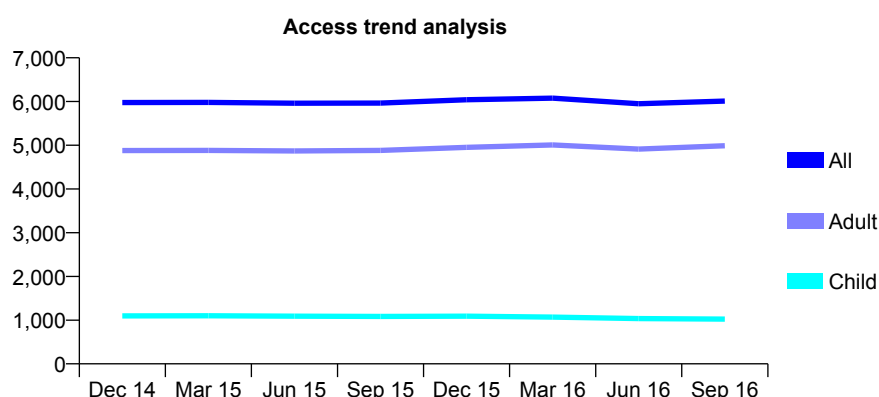
Q56 - Vital Signs At a Glance Contract Report for 812072/0001 - September 2016

Name or company name	MR JD WITHERLEY
Contract type name	GDS Contract
Purpose of contract	General
Contract start date	01/04/2006
Contract end date	

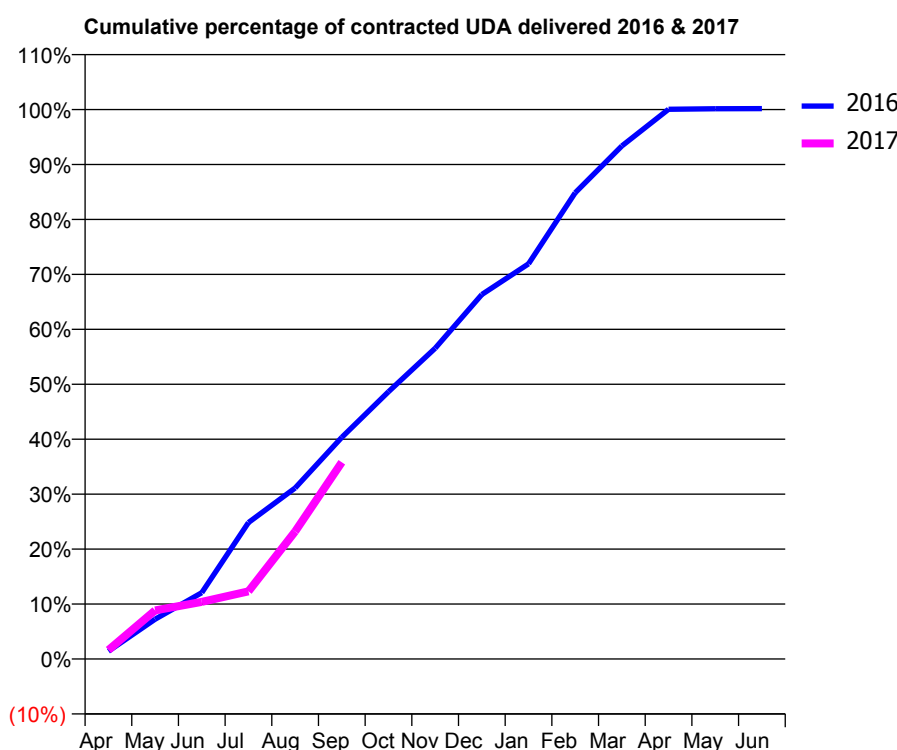
16/17 Contracted general activity (UDA)	14,528
Carry forward general activity (UDA)	-22
16/17 Contracted orthodontic activity (UOA)	0
Carry forward orthodontic activity (UOA)	0
Baseline contract value	£328,603.03

ACCESS*

Patients seen in 24 months	Total	Change since previous quarter
Quarter ending September 2015	5,966	
Quarter ending December 2015	6,041	→
Quarter ending March 2016	6,076	→
Quarter ending June 2016	5,948	↓
Quarter ending September 2016	6,010	→
Variance since September 2015	0.7%	→



ACTIVITY



Adjusted Scheduled Activity (UDA)		
Month	2016	2017
April	205	238
May	1,053	1,284
June	1,753	1,512
July	3,610	1,788
August	4,522	3,374
September	5,860	5,203
October	7,067	
November	8,217	
December	9,636	
January	10,448	
February	12,327	
March	13,566	
April	14,532	
May	14,549	
June	14,550	

QUALITY

	Quantity	Base Number	Contract	AT	Region	England
% of FP17s for the same patient ID Re-attending within 3 months - Children	19	453	4.2%	11.3%	12.0%	12.4%
% of FP17s for the same patient ID Re-attending within 3 months - Adults	265	2,417	11.0%	15.2%	15.9%	16.7%
% of FP17s for the same patient ID Re-attending between 3 & 9 months - Children	111	453	24.5%	58.7%	58.6%	57.4%
% of FP17s for the same patient ID Re-attending between 3 & 9 months - Adults	667	2,417	27.6%	50.0%	51.6%	50.5%
% of FP17s for Band 1 Urgent Courses	200	2,412	8.3%	9.7%	8.0%	9.1%
% of FP17s Relating to Free Repair or Replacements	25	2,412	1.0%	0.9%	0.8%	0.8%
% of FP17s Relating to Continuations	45	2,412	1.9%	1.3%	1.3%	1.3%
% of Patients satisfied with the dentistry they have received	6	6	N/A	91.2%	93.1%	93.2%
% of Patients satisfied with the time they had to wait for an appointment	6	6	N/A	85.6%	89.1%	89.0%

* This is based on patients treated on this contract for their most recent course of treatment. Figures in italics indicate the base number of FP17s or Patient Questionnaire responses are less than 100. N/A is shown where the base number of responses is less than 10 during the period. % is calculated as Quantity/Base number*100

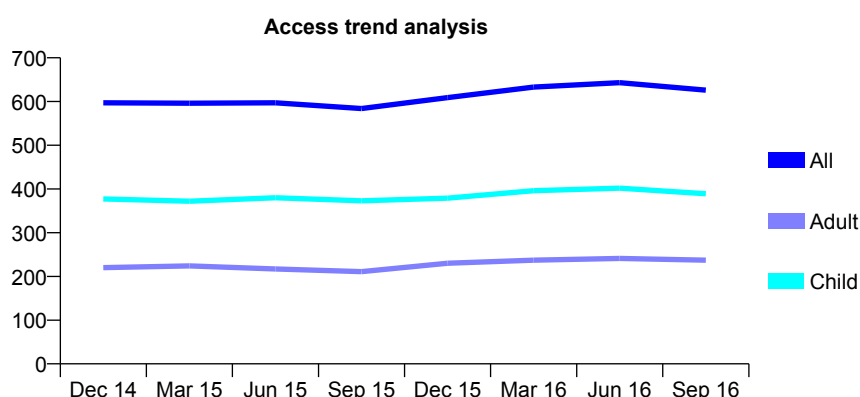
Q56 - Vital Signs At a Glance Contract Report for 812897/0001 - September 2016

Name or company name	MR WK DRYDEN
Contract type name	GDS Contract
Purpose of contract	General
Contract start date	01/04/2006
Contract end date	

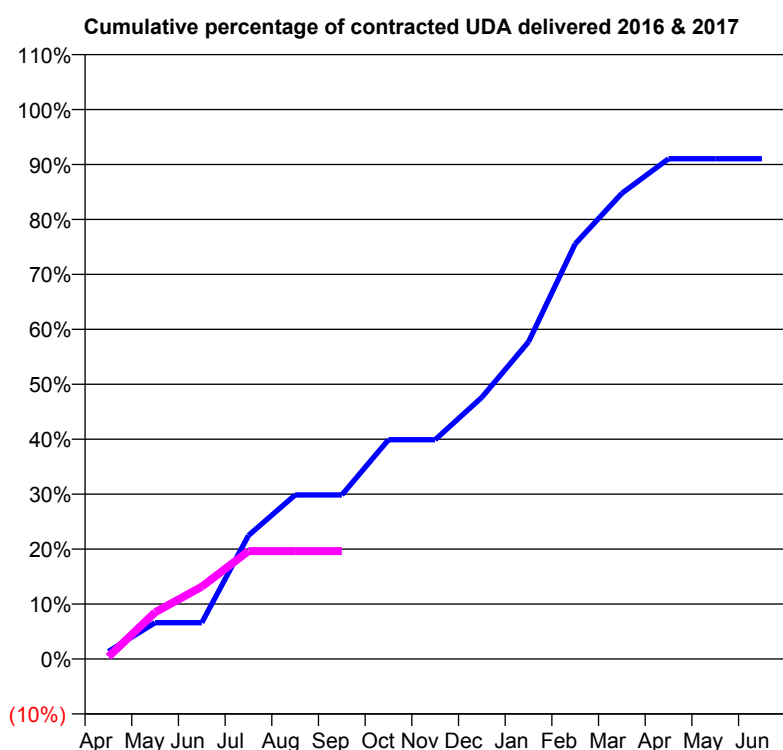
16/17 Contracted general activity (UDA)	1,529
Carry forward general activity (UDA)	0
16/17 Contracted orthodontic activity (UOA)	0
Carry forward orthodontic activity (UOA)	0
Baseline contract value	£48,214.95

ACCESS*

Patients seen in 24 months	Total	Change since previous quarter
Quarter ending September 2015	584	
Quarter ending December 2015	609	↑
Quarter ending March 2016	633	↑
Quarter ending June 2016	643	→
Quarter ending September 2016	626	↓
Variance since September 2015	7.2%	↑



ACTIVITY



Adjusted Scheduled Activity (UDA)		
Month	2016	2017
April	21	6
May	101	130
June	101	201
July	344	300
August	457	300
September	457	300
October	610	
November	610	
December	728	
January	883	
February	1,155	
March	1,296	
April	1,392	
May	1,392	
June	1,392	

QUALITY

	Quantity	Base Number	Contract	AT	Region	England
% of FP17s for the same patient ID Re-attending within 3 months - Children	8	176	4.5%	11.3%	12.0%	12.4%
% of FP17s for the same patient ID Re-attending within 3 months - Adults	4	69	5.8%	15.2%	15.9%	16.7%
% of FP17s for the same patient ID Re-attending between 3 & 9 months - Children	109	176	61.9%	58.7%	58.6%	57.4%
% of FP17s for the same patient ID Re-attending between 3 & 9 months - Adults	42	69	60.9%	50.0%	51.6%	50.5%
% of FP17s for Band 1 Urgent Courses	2	195	1.0%	9.7%	8.0%	9.1%
% of FP17s Relating to Free Repair or Replacements	0	195	0.0%	0.9%	0.8%	0.8%
% of FP17s Relating to Continuations	0	195	0.0%	1.3%	1.3%	1.3%
% of Patients satisfied with the dentistry they have received	0	0	N/A	91.2%	93.1%	93.2%
% of Patients satisfied with the time they had to wait for an appointment	0	0	N/A	85.6%	89.1%	89.0%

* This is based on patients treated on this contract for their most recent course of treatment. Figures in italics indicate the base number of FP17s or Patient Questionnaire responses are less than 100. N/A is shown where the base number of responses is less than 10 during the period. % is calculated as Quantity/Base number*100

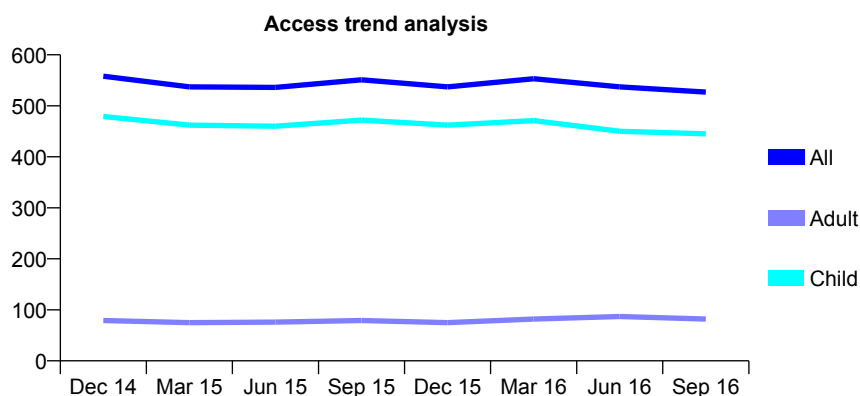
Q56 - Vital Signs At a Glance Contract Report for 813095/0002 - September 2016

Name or company name	MS BA BRABBINS
Contract type name	GDS Contract
Purpose of contract	General
Contract start date	01/04/2006
Contract end date	

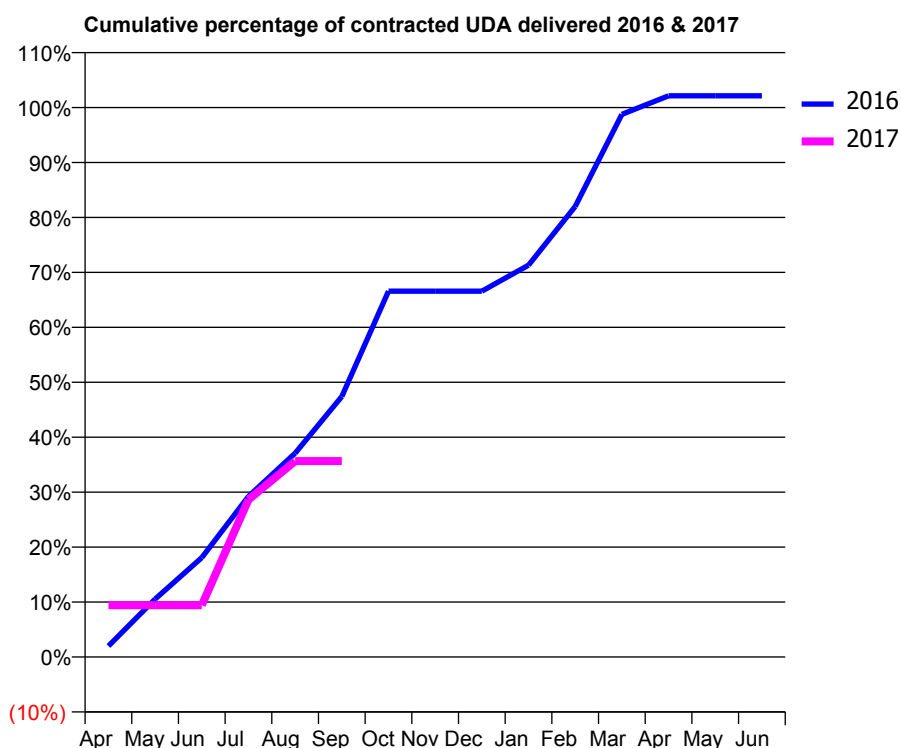
16/17 Contracted general activity (UDA)	1,000
Carry forward general activity (UDA)	-20
16/17 Contracted orthodontic activity (UOA)	0
Carry forward orthodontic activity (UOA)	0
Baseline contract value	£24,085.87

ACCESS*

Patients seen in 24 months	Total	Change since previous quarter
Quarter ending September 2015	551	
Quarter ending December 2015	537	↓
Quarter ending March 2016	553	↑
Quarter ending June 2016	537	↓
Quarter ending September 2016	527	↓
Variance since September 2015	(4.4%)	↓



ACTIVITY



Adjusted Scheduled Activity (UDA)		
Month	2016	2017
April	20	94
May	105	94
June	181	94
July	292	286
August	371	357
September	474	357
October	666	
November	666	
December	666	
January	713	
February	820	
March	988	
April	1,021	
May	1,021	
June	1,021	

QUALITY

	Quantity	Base Number	Contract	AT	Region	England
% of FP17s for the same patient ID Re-attending within 3 months - Children	17	279	6.1%	11.3%	12.0%	12.4%
% of FP17s for the same patient ID Re-attending within 3 months - Adults	1	13	7.7%	15.2%	15.9%	16.7%
% of FP17s for the same patient ID Re-attending between 3 & 9 months - Children	190	279	68.1%	58.7%	58.6%	57.4%
% of FP17s for the same patient ID Re-attending between 3 & 9 months - Adults	9	13	69.2%	50.0%	51.6%	50.5%
% of FP17s for Band 1 Urgent Courses	13	241	5.4%	9.7%	8.0%	9.1%
% of FP17s Relating to Free Repair or Replacements	0	241	0.0%	0.9%	0.8%	0.8%
% of FP17s Relating to Continuations	0	241	0.0%	1.3%	1.3%	1.3%
% of Patients satisfied with the dentistry they have received	0	0	N/A	91.2%	93.1%	93.2%
% of Patients satisfied with the time they had to wait for an appointment	0	0	N/A	85.6%	89.1%	89.0%

* This is based on patients treated on this contract for their most recent course of treatment. Figures in italics indicate the base number of FP17s or Patient Questionnaire responses are less than 100. N/A is shown where the base number of responses is less than 10 during the period. % is calculated as Quantity/Base number*100

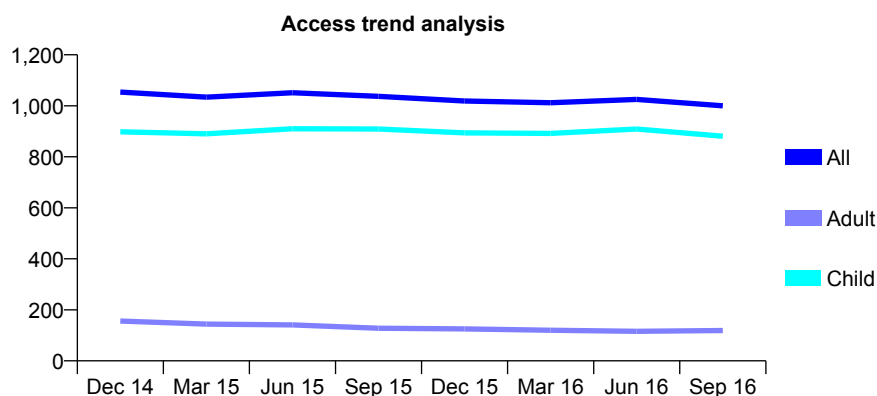
Q56 - Vital Signs At a Glance Contract Report for 819948/0001 - September 2016

Name or company name	MRS D STOKES
Contract type name	PDS Contract
Purpose of contract	General
Contract start date	01/06/2008
Contract end date	31/03/2018

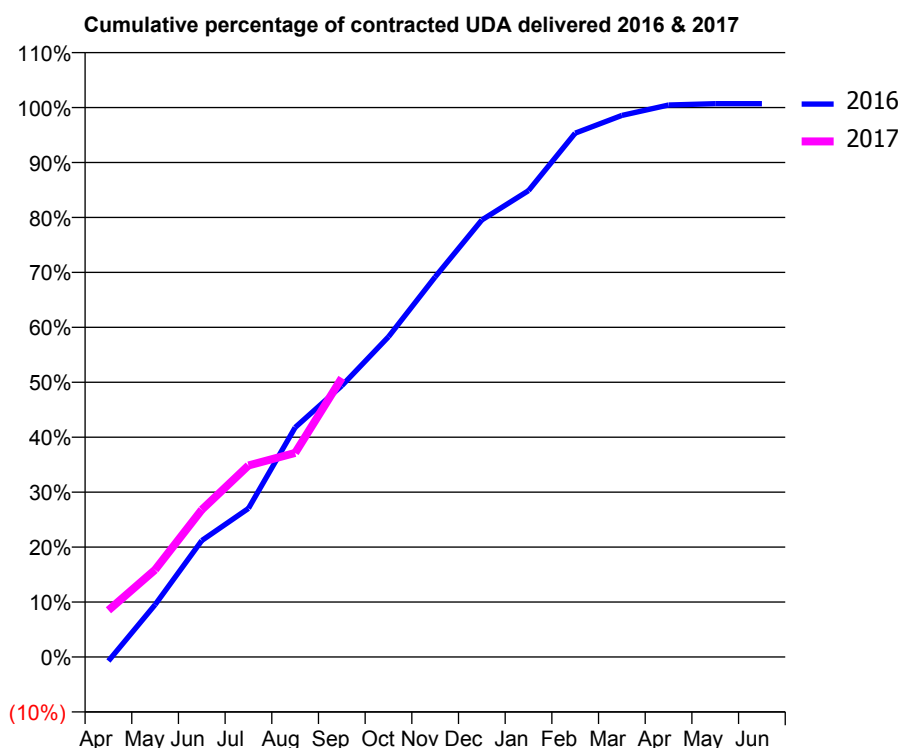
16/17 Contracted general activity (UDA)	2,129
Carry forward general activity (UDA)	-15
16/17 Contracted orthodontic activity (UOA)	0
Carry forward orthodontic activity (UOA)	0
Baseline contract value	£48,064.13

ACCESS*

Patients seen in 24 months	Total	Change since previous quarter
Quarter ending September 2015	1,037	
Quarter ending December 2015	1,019	↓
Quarter ending March 2016	1,012	→
Quarter ending June 2016	1,025	→
Quarter ending September 2016	1,000	↓
Variance since September 2015	(3.6%)	↓



ACTIVITY



Month	Adjusted Scheduled Activity (UDA)	
	2016	2017
April	-16	181
May	203	338
June	451	571
July	576	742
August	889	791
September	1,051	1,081
October	1,241	
November	1,473	
December	1,693	
January	1,807	
February	2,029	
March	2,099	
April	2,139	
May	2,144	
June	2,144	

QUALITY

	Quantity	Base Number	Contract	AT	Region	England
% of FP17s for the same patient ID Re-attending within 3 months - Children	72	739	9.7%	11.3%	12.0%	12.4%
% of FP17s for the same patient ID Re-attending within 3 months - Adults	4	36	11.1%	15.2%	15.9%	16.7%
% of FP17s for the same patient ID Re-attending between 3 & 9 months - Children	454	739	61.4%	58.7%	58.6%	57.4%
% of FP17s for the same patient ID Re-attending between 3 & 9 months - Adults	28	36	77.8%	50.0%	51.6%	50.5%
% of FP17s for Band 1 Urgent Courses	10	733	1.4%	9.7%	8.0%	9.1%
% of FP17s Relating to Free Repair or Replacements	0	733	0.0%	0.9%	0.8%	0.8%
% of FP17s Relating to Continuations	0	733	0.0%	1.3%	1.3%	1.3%
% of Patients satisfied with the dentistry they have received	2	2	N/A	91.2%	93.1%	93.2%
% of Patients satisfied with the time they had to wait for an appointment	2	2	N/A	85.6%	89.1%	89.0%

* This is based on patients treated on this contract for their most recent course of treatment. Figures in italics indicate the base number of FP17s or Patient Questionnaire responses are less than 100. N/A is shown where the base number of responses is less than 10 during the period. % is calculated as Quantity/Base number*100

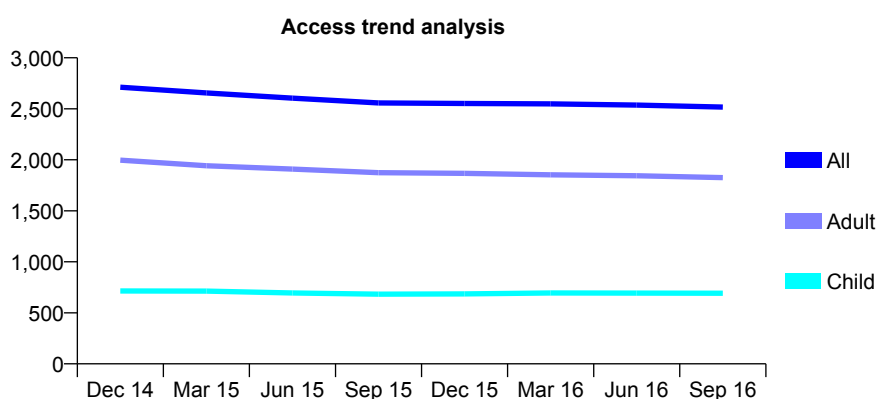
Q56 - Vital Signs At a Glance Contract Report for 825115/0001 - September 2016

Name or company name	MRS A RICKETTS
Contract type name	PDS Contract
Purpose of contract	General
Contract start date	01/05/2010
Contract end date	31/03/2018

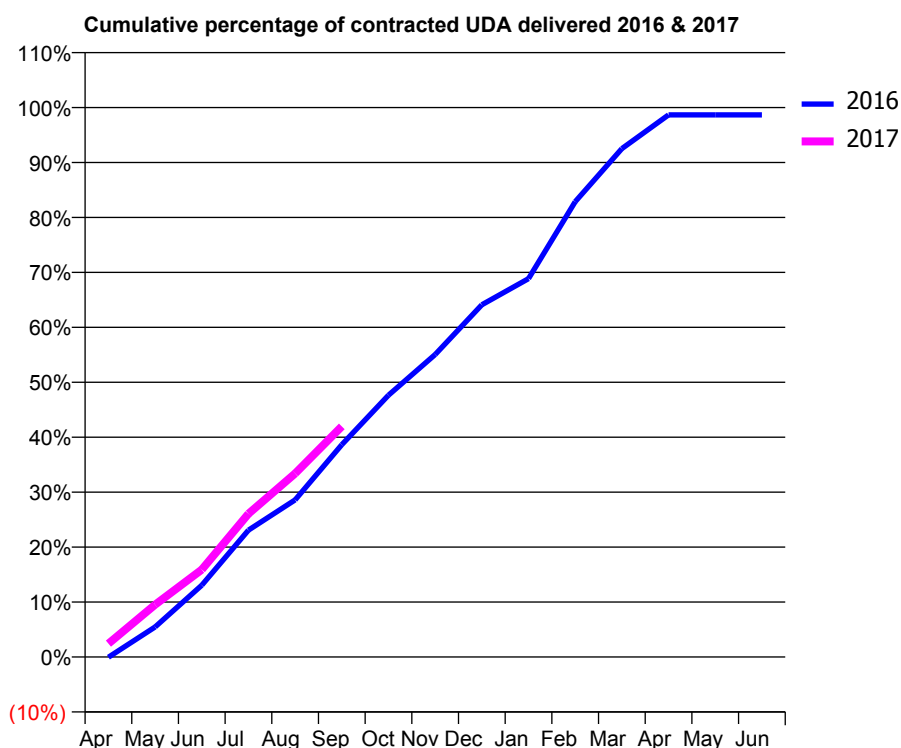
16/17 Contracted general activity (UDA)	9,691
Carry forward general activity (UDA)	131
16/17 Contracted orthodontic activity (UOA)	0
Carry forward orthodontic activity (UOA)	0
Baseline contract value	£227,491.99

ACCESS*

Patients seen in 24 months	Total	Change since previous quarter
Quarter ending September 2015	2,557	
Quarter ending December 2015	2,552	→
Quarter ending March 2016	2,548	→
Quarter ending June 2016	2,537	→
Quarter ending September 2016	2,517	→
Variance since September 2015	(1.6%)	↓



ACTIVITY



Adjusted Scheduled Activity (UDA)		
Month	2016	2017
April	-6	237
May	531	923
June	1,266	1,541
July	2,239	2,527
August	2,771	3,237
September	3,745	4,068
October	4,618	
November	5,334	
December	6,212	
January	6,673	
February	8,030	
March	8,965	
April	9,560	
May	9,560	
June	9,560	

QUALITY

	Quantity	Base Number	Contract	AT	Region	England
% of FP17s for the same patient ID Re-attending within 3 months - Children	203	901	22.5%	11.3%	12.0%	12.4%
% of FP17s for the same patient ID Re-attending within 3 months - Adults	437	1,858	23.5%	15.2%	15.9%	16.7%
% of FP17s for the same patient ID Re-attending between 3 & 9 months - Children	591	901	65.6%	58.7%	58.6%	57.4%
% of FP17s for the same patient ID Re-attending between 3 & 9 months - Adults	1,204	1,858	64.8%	50.0%	51.6%	50.5%
% of FP17s for Band 1 Urgent Courses	196	2,539	7.7%	9.7%	8.0%	9.1%
% of FP17s Relating to Free Repair or Replacements	31	2,539	1.2%	0.9%	0.8%	0.8%
% of FP17s Relating to Continuations	12	2,539	0.5%	1.3%	1.3%	1.3%
% of Patients satisfied with the dentistry they have received	4	4	N/A	91.2%	93.1%	93.2%
% of Patients satisfied with the time they had to wait for an appointment	4	4	N/A	85.6%	89.1%	89.0%

* This is based on patients treated on this contract for their most recent course of treatment. Figures in italics indicate the base number of FP17s or Patient Questionnaire responses are less than 100. N/A is shown where the base number of responses is less than 10 during the period. % is calculated as Quantity/Base number*100

Q56 - Vital Signs At a Glance Contract Report for 825875/0001 - September 2016

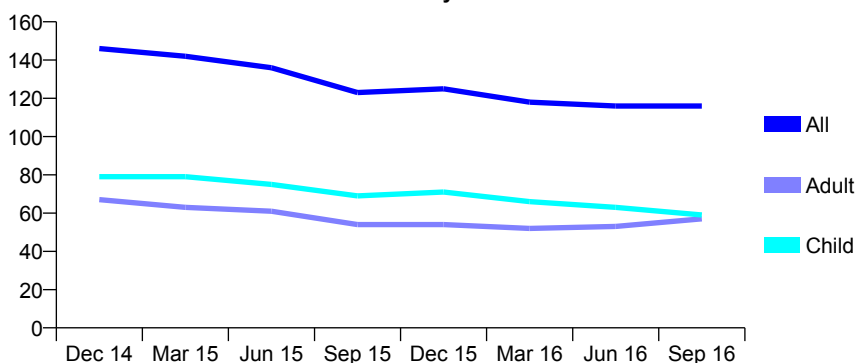
Name or company name	MISS S PATEL
Contract type name	GDS Contract
Purpose of contract	General
Contract start date	01/04/2006
Contract end date	

16/17 Contracted general activity (UDA)	350
Carry forward general activity (UDA)	0
16/17 Contracted orthodontic activity (UOA)	0
Carry forward orthodontic activity (UOA)	0
Baseline contract value	£7,728.61

ACCESS*

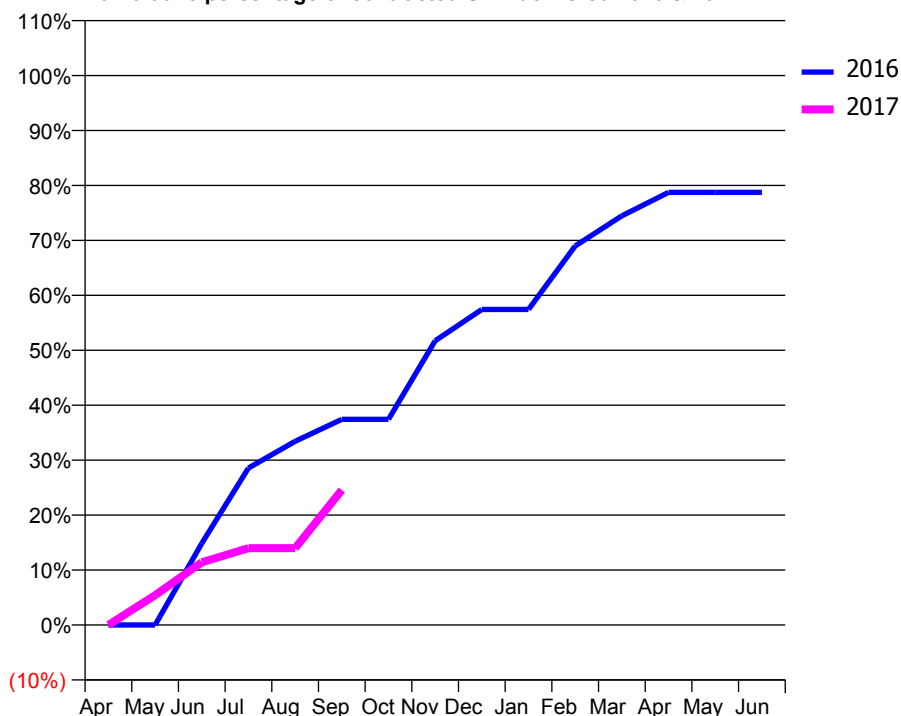
Patients seen in 24 months	Total	Change since previous quarter
Quarter ending September 2015	123	
Quarter ending December 2015	125	→
Quarter ending March 2016	118	↓
Quarter ending June 2016	116	↓
Quarter ending September 2016	116	→
Variance since September 2015	(5.7%)	↓

Access trend analysis



ACTIVITY

Cumulative percentage of contracted UDA delivered 2016 & 2017



Adjusted Scheduled Activity (UDA)		
Month	2016	2017
April	0	0
May	0	19
June	52	40
July	100	49
August	117	49
September	131	86
October	131	
November	181	
December	201	
January	201	
February	241	
March	261	
April	276	
May	276	
June	276	

QUALITY

	Quantity	Base Number	Contract	AT	Region	England
% of FP17s for the same patient ID Re-attending within 3 months - Children	2	34	5.9%	11.3%	12.0%	12.4%
% of FP17s for the same patient ID Re-attending within 3 months - Adults	0	24	0.0%	15.2%	15.9%	16.7%
% of FP17s for the same patient ID Re-attending between 3 & 9 months - Children	17	34	50.0%	58.7%	58.6%	57.4%
% of FP17s for the same patient ID Re-attending between 3 & 9 months - Adults	10	24	41.7%	50.0%	51.6%	50.5%
% of FP17s for Band 1 Urgent Courses	0	54	0.0%	9.7%	8.0%	9.1%
% of FP17s Relating to Free Repair or Replacements	0	54	0.0%	0.9%	0.8%	0.8%
% of FP17s Relating to Continuations	1	54	1.9%	1.3%	1.3%	1.3%
% of Patients satisfied with the dentistry they have received	0	0	N/A	91.2%	93.1%	93.2%
% of Patients satisfied with the time they had to wait for an appointment	0	0	N/A	85.6%	89.1%	89.0%

* This is based on patients treated on this contract for their most recent course of treatment. Figures in italics indicate the base number of FP17s or Patient Questionnaire responses are less than 100. N/A is shown where the base number of responses is less than 10 during the period. % is calculated as Quantity/Base number*100

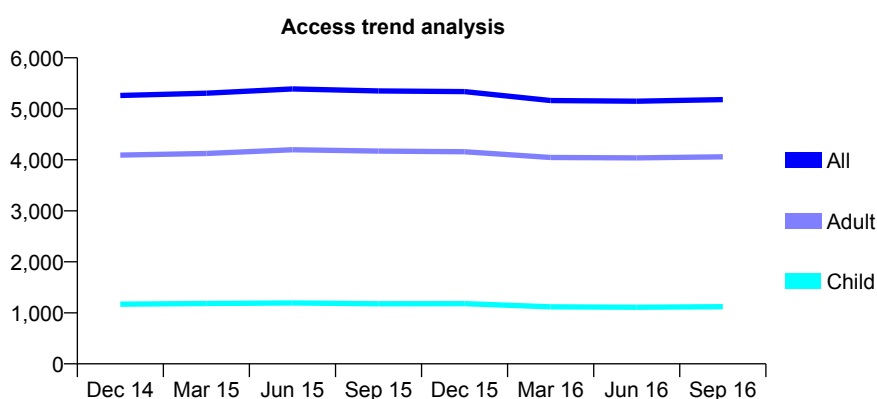
Q56 - Vital Signs At a Glance Contract Report for 827134/0006 - September 2016

Name or company name	MR JG PLUMMER
Contract type name	GDS Contract
Purpose of contract	General and Orthodontic
Contract start date	01/04/2006
Contract end date	

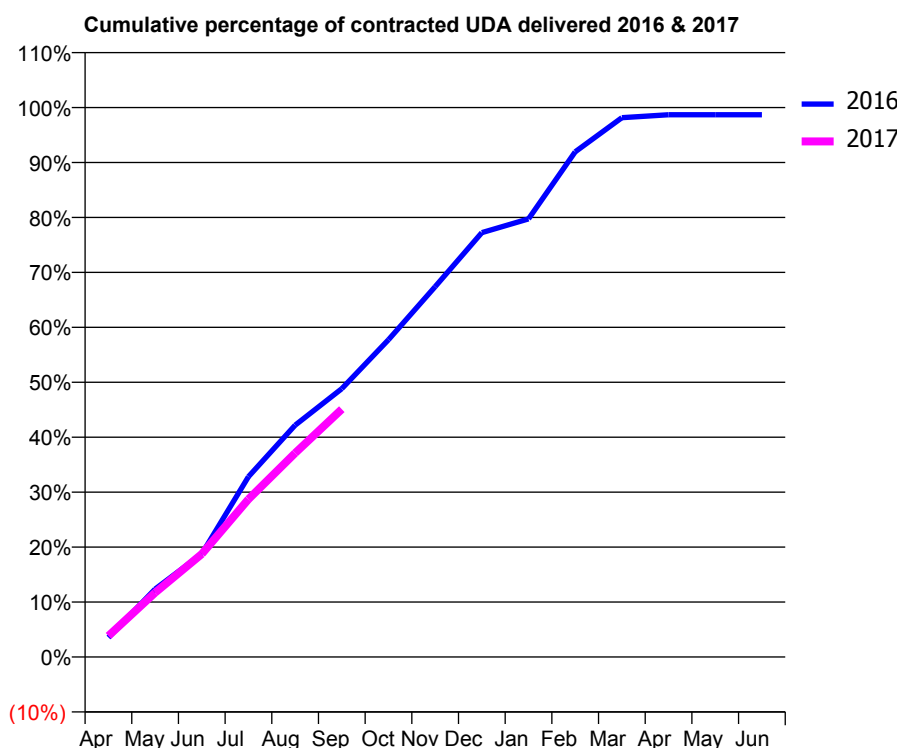
16/17 Contracted general activity (UDA)	13,778
Carry forward general activity (UDA)	180
16/17 Contracted orthodontic activity (UOA)	408
Carry forward orthodontic activity (UOA)	28
Baseline contract value	£554,633.23

ACCESS*

Patients seen in 24 months	Total	Change since previous quarter
Quarter ending September 2015	5,350	
Quarter ending December 2015	5,338	→
Quarter ending March 2016	5,163	↓
Quarter ending June 2016	5,149	→
Quarter ending September 2016	5,181	→
Variance since September 2015	(3.2%)	↓



ACTIVITY



Month	Adjusted Scheduled Activity (UDA)	
	2016	2017
April	488	529
May	1,704	1,614
June	2,585	2,583
July	4,521	3,956
August	5,813	5,115
September	6,728	6,215
October	7,957	
November	9,288	
December	10,641	
January	10,985	
February	12,668	
March	13,523	
April	13,597	
May	13,598	
June	13,598	

QUALITY

	Quantity	Base Number	Contract	AT	Region	England
% of FP17s for the same patient ID Re-attending within 3 months - Children	71	894	7.9%	11.3%	12.0%	12.4%
% of FP17s for the same patient ID Re-attending within 3 months - Adults	379	2,754	13.8%	15.2%	15.9%	16.7%
% of FP17s for the same patient ID Re-attending between 3 & 9 months - Children	331	894	37.0%	58.7%	58.6%	57.4%
% of FP17s for the same patient ID Re-attending between 3 & 9 months - Adults	965	2,754	35.0%	50.0%	51.6%	50.5%
% of FP17s for Band 1 Urgent Courses	405	3,361	12.0%	9.7%	8.0%	9.1%
% of FP17s Relating to Free Repair or Replacements	69	3,361	2.1%	0.9%	0.8%	0.8%
% of FP17s Relating to Continuations	21	3,361	0.6%	1.3%	1.3%	1.3%
% of Patients satisfied with the dentistry they have received	4	4	N/A	91.2%	93.1%	93.2%
% of Patients satisfied with the time they had to wait for an appointment	4	4	N/A	85.6%	89.1%	89.0%

* This is based on patients treated on this contract for their most recent course of treatment. Figures in italics indicate the base number of FP17s or Patient Questionnaire responses are less than 100. N/A is shown where the base number of responses is less than 10 during the period. % is calculated as Quantity/Base number*100

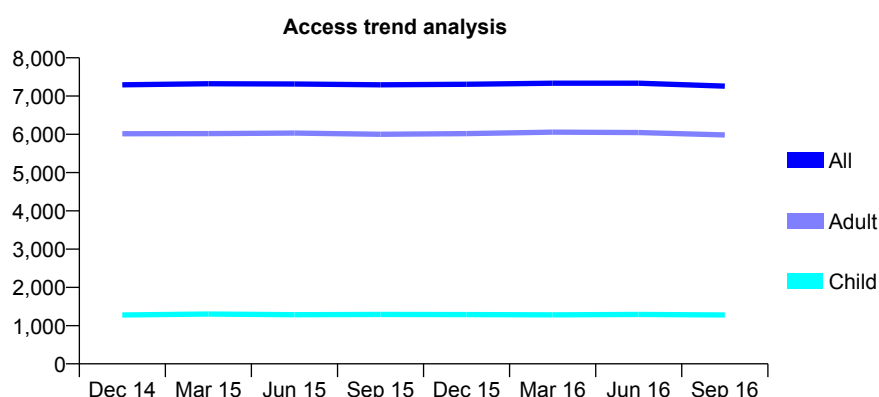
Q56 - Vital Signs At a Glance Contract Report for 827134/0007 - September 2016

Name or company name	MR JG PLUMMER
Contract type name	GDS Contract
Purpose of contract	General and Orthodontic
Contract start date	01/04/2006
Contract end date	

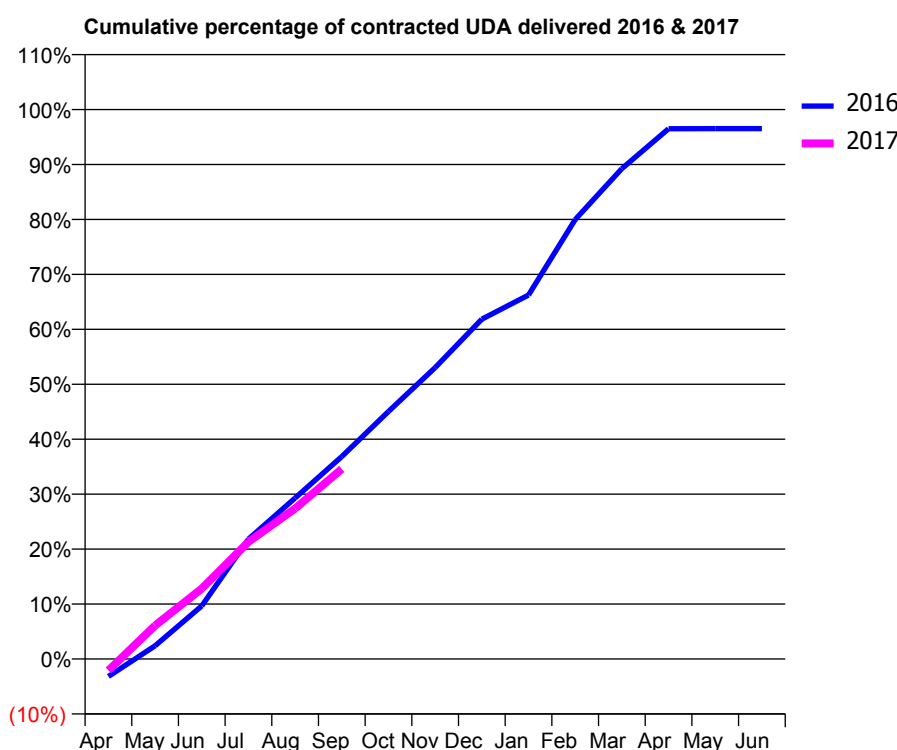
16/17 Contracted general activity (UDA)	17,482
Carry forward general activity (UDA)	609
16/17 Contracted orthodontic activity (UOA)	771
Carry forward orthodontic activity (UOA)	10
Baseline contract value	£697,818.48

ACCESS*

Patients seen in 24 months	Total	Change since previous quarter
Quarter ending September 2015	7,293	
Quarter ending December 2015	7,307	→
Quarter ending March 2016	7,336	→
Quarter ending June 2016	7,336	→
Quarter ending September 2016	7,260	↓
Variance since September 2015	(0.5%)	→



ACTIVITY



Adjusted Scheduled Activity (UDA)		
Month	2016	2017
April	-558	-366
May	424	1,069
June	1,693	2,241
July	3,817	3,726
August	5,122	4,789
September	6,443	6,049
October	7,876	
November	9,270	
December	10,810	
January	11,579	
February	13,982	
March	15,600	
April	16,869	
May	16,873	
June	16,873	

QUALITY

	Quantity	Base Number	Contract	AT	Region	England
% of FP17s for the same patient ID Re-attending within 3 months - Children	111	1,047	10.6%	11.3%	12.0%	12.4%
% of FP17s for the same patient ID Re-attending within 3 months - Adults	672	4,112	16.3%	15.2%	15.9%	16.7%
% of FP17s for the same patient ID Re-attending between 3 & 9 months - Children	416	1,047	39.7%	58.7%	58.6%	57.4%
% of FP17s for the same patient ID Re-attending between 3 & 9 months - Adults	1,717	4,112	41.8%	50.0%	51.6%	50.5%
% of FP17s for Band 1 Urgent Courses	571	3,692	15.5%	9.7%	8.0%	9.1%
% of FP17s Relating to Free Repair or Replacements	86	3,692	2.3%	0.9%	0.8%	0.8%
% of FP17s Relating to Continuations	28	3,692	0.8%	1.3%	1.3%	1.3%
% of Patients satisfied with the dentistry they have received	5	5	N/A	91.2%	93.1%	93.2%
% of Patients satisfied with the time they had to wait for an appointment	5	5	N/A	85.6%	89.1%	89.0%

* This is based on patients treated on this contract for their most recent course of treatment. Figures in italics indicate the base number of FP17s or Patient Questionnaire responses are less than 100. N/A is shown where the base number of responses is less than 10 during the period. % is calculated as Quantity/Base number*100

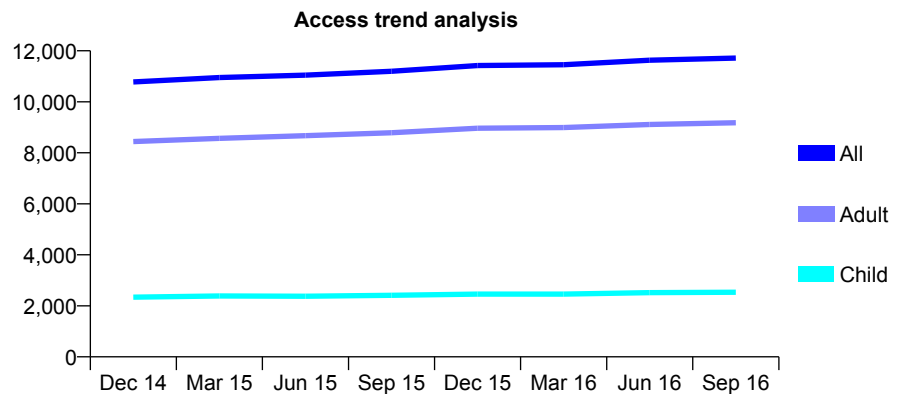
Q56 - Vital Signs At a Glance Contract Report for 827134/0008 - September 2016

Name or company name	MR JG PLUMMER
Contract type name	GDS Contract
Purpose of contract	General and Orthodontic
Contract start date	01/04/2006
Contract end date	

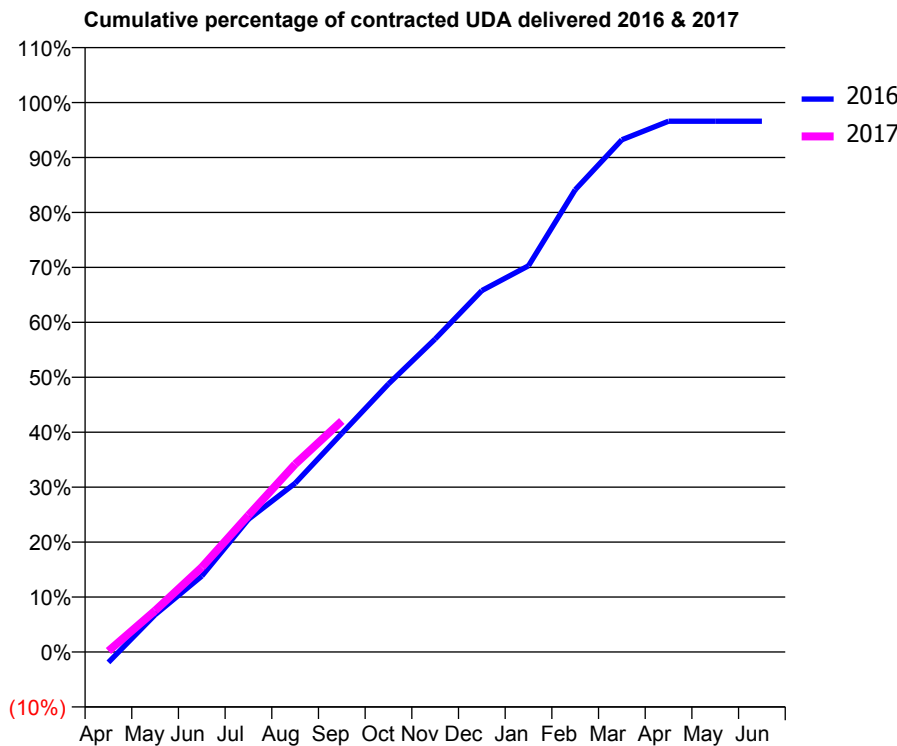
16/17 Contracted general activity (UDA)	25,930
Carry forward general activity (UDA)	882
16/17 Contracted orthodontic activity (UOA)	1,430
Carry forward orthodontic activity (UOA)	1
Baseline contract value	£842,438.28

ACCESS*

Patients seen in 24 months	Total	Change since previous quarter
Quarter ending September 2015	11,198	
Quarter ending December 2015	11,423	↑
Quarter ending March 2016	11,451	→
Quarter ending June 2016	11,629	→
Quarter ending September 2016	11,713	→
Variance since September 2015	4.6%	↑



ACTIVITY



Adjusted Scheduled Activity (UDA)		
Month	2016	2017
April	-497	47
May	1,759	1,955
June	3,581	3,998
July	6,265	6,452
August	7,965	8,862
September	10,316	10,904
October	12,651	
November	14,770	
December	17,055	
January	18,226	
February	21,811	
March	24,169	
April	25,048	
May	25,048	
June	25,048	

QUALITY

	Quantity	Base Number	Contract	AT	Region	England
% of FP17s for the same patient ID Re-attending within 3 months - Children	194	2,147	9.0%	11.3%	12.0%	12.4%
% of FP17s for the same patient ID Re-attending within 3 months - Adults	840	6,471	13.0%	15.2%	15.9%	16.7%
% of FP17s for the same patient ID Re-attending between 3 & 9 months - Children	1,097	2,147	51.1%	58.7%	58.6%	57.4%
% of FP17s for the same patient ID Re-attending between 3 & 9 months - Adults	2,413	6,471	37.3%	50.0%	51.6%	50.5%
% of FP17s for Band 1 Urgent Courses	951	7,440	12.8%	9.7%	8.0%	9.1%
% of FP17s Relating to Free Repair or Replacements	57	7,440	0.8%	0.9%	0.8%	0.8%
% of FP17s Relating to Continuations	37	7,440	0.5%	1.3%	1.3%	1.3%
% of Patients satisfied with the dentistry they have received	7	7	N/A	91.2%	93.1%	93.2%
% of Patients satisfied with the time they had to wait for an appointment	6	7	N/A	85.6%	89.1%	89.0%

* This is based on patients treated on this contract for their most recent course of treatment. Figures in italics indicate the base number of FP17s or Patient Questionnaire responses are less than 100. N/A is shown where the base number of responses is less than 10 during the period. % is calculated as Quantity/Base number*100

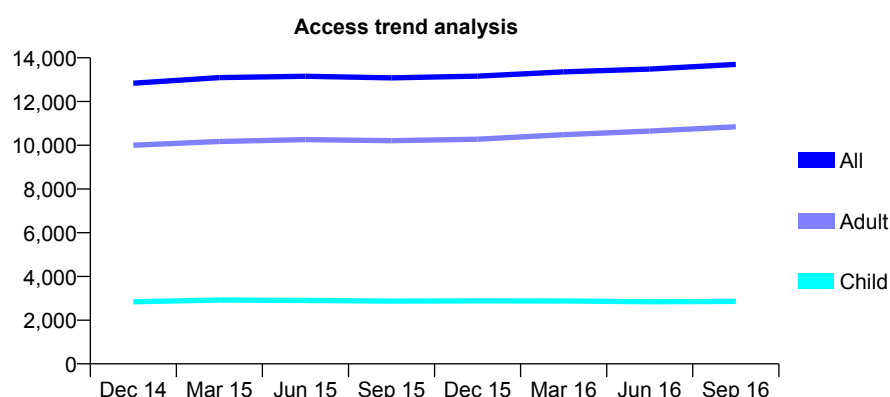
Q56 - Vital Signs At a Glance Contract Report for 827134/0009 - September 2016

Name or company name	MR JG PLUMMER
Contract type name	GDS Contract
Purpose of contract	General and Orthodontic
Contract start date	01/04/2006
Contract end date	

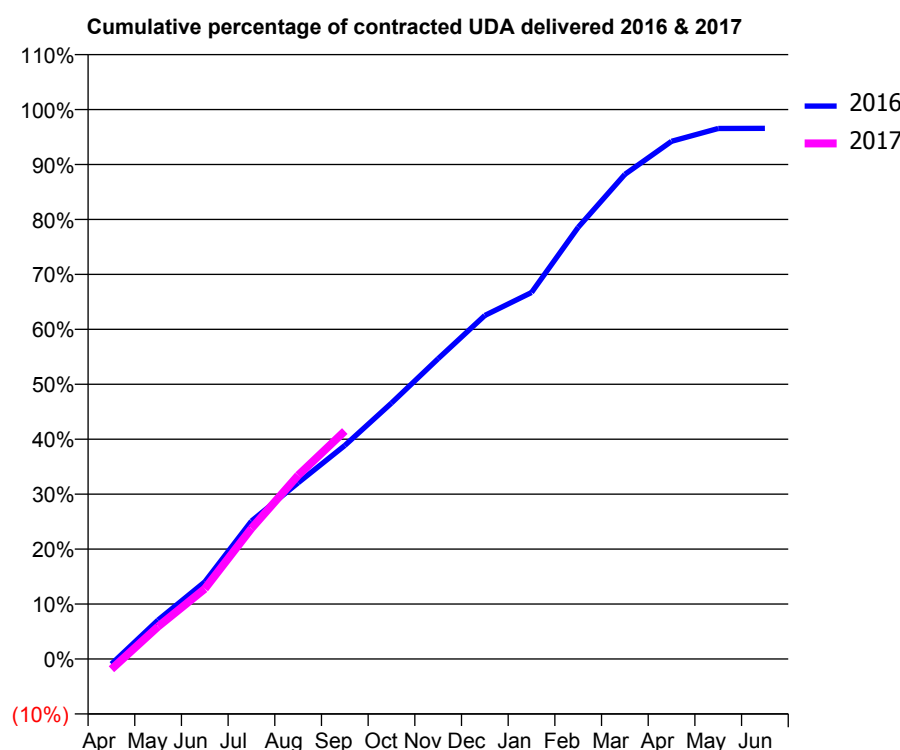
16/17 Contracted general activity (UDA)	32,392
Carry forward general activity (UDA)	1,115
16/17 Contracted orthodontic activity (UOA)	1,980
Carry forward orthodontic activity (UOA)	-16
Baseline contract value	£1,068,301.66

ACCESS*

Patients seen in 24 months	Total	Change since previous quarter
Quarter ending September 2015	13,082	
Quarter ending December 2015	13,161	→
Quarter ending March 2016	13,355	→
Quarter ending June 2016	13,486	→
Quarter ending September 2016	13,700	→
Variance since September 2015	4.7%	↑



ACTIVITY



Adjusted Scheduled Activity (UDA)		
Month	2016	2017
April	-306	-609
May	2,302	1,917
June	4,544	4,138
July	8,130	7,703
August	10,388	10,828
September	12,590	13,439
October	15,088	
November	17,703	
December	20,250	
January	21,604	
February	25,450	
March	28,571	
April	30,521	
May	31,275	
June	31,277	

QUALITY

	Quantity	Base Number	Contract	AT	Region	England
% of FP17s for the same patient ID Re-attending within 3 months - Children	192	2,528	7.6%	11.3%	12.0%	12.4%
% of FP17s for the same patient ID Re-attending within 3 months - Adults	1,062	7,999	13.3%	15.2%	15.9%	16.7%
% of FP17s for the same patient ID Re-attending between 3 & 9 months - Children	1,439	2,528	56.9%	58.7%	58.6%	57.4%
% of FP17s for the same patient ID Re-attending between 3 & 9 months - Adults	3,371	7,999	42.1%	50.0%	51.6%	50.5%
% of FP17s for Band 1 Urgent Courses	1,195	8,793	13.6%	9.7%	8.0%	9.1%
% of FP17s Relating to Free Repair or Replacements	104	8,793	1.2%	0.9%	0.8%	0.8%
% of FP17s Relating to Continuations	59	8,793	0.7%	1.3%	1.3%	1.3%
% of Patients satisfied with the dentistry they have received	9	9	N/A	91.2%	93.1%	93.2%
% of Patients satisfied with the time they had to wait for an appointment	7	9	N/A	85.6%	89.1%	89.0%

* This is based on patients treated on this contract for their most recent course of treatment. Figures in italics indicate the base number of FP17s or Patient Questionnaire responses are less than 100. N/A is shown where the base number of responses is less than 10 during the period. % is calculated as Quantity/Base number*100

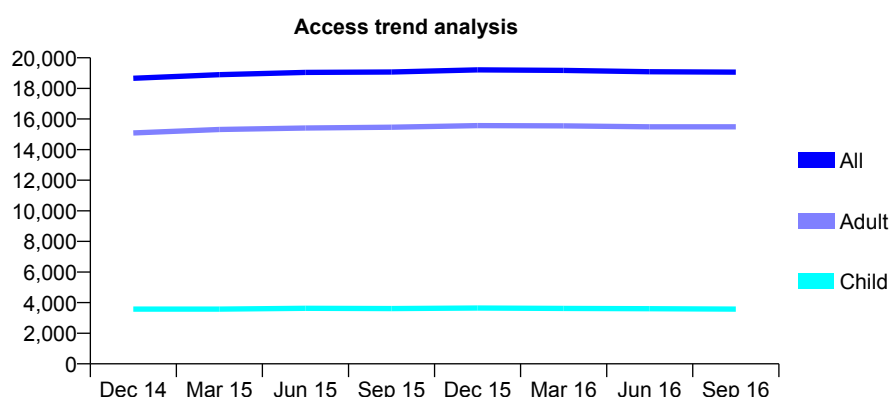
Q56 - Vital Signs At a Glance Contract Report for 827134/0010 - September 2016

Name or company name	MR JG PLUMMER
Contract type name	Pilot Contract
Purpose of contract	General and Orthodontic
Contract start date	01/04/2006
Contract end date	

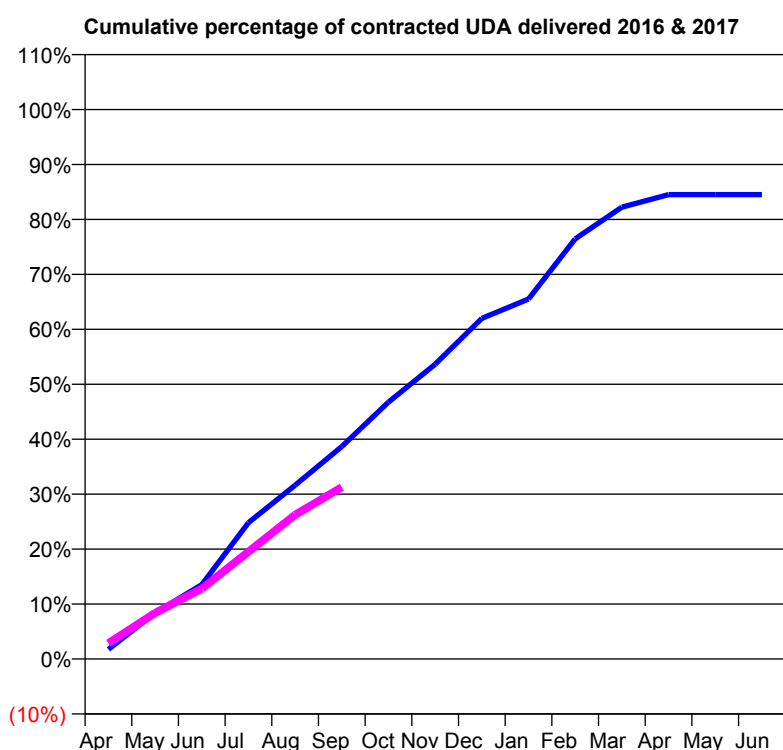
16/17 Contracted general activity (UDA)	51,443
Carry forward general activity (UDA)	0
16/17 Contracted orthodontic activity (UOA)	4,020
Carry forward orthodontic activity (UOA)	-22
Baseline contract value	£1,645,053.02

ACCESS*

Patients seen in 24 months	Total	Change since previous quarter
Quarter ending September 2015	19,075	
Quarter ending December 2015	19,215	→
Quarter ending March 2016	19,178	→
Quarter ending June 2016	19,090	→
Quarter ending September 2016	19,063	→
Variance since September 2015	(0.1%)	→



ACTIVITY



Adjusted Scheduled Activity (UDA)		
Month	2016	2017
April	907	1,485
May	4,328	4,308
June	6,963	6,583
July	12,767	10,049
August	16,277	13,502
September	19,894	16,079
October	24,044	
November	27,598	
December	31,890	
January	33,701	
February	39,334	
March	42,302	
April	43,475	
May	43,476	
June	43,476	

QUALITY

	Quantity	Base Number	Contract	AT	Region	England
% of FP17s for the same patient ID Re-attending within 3 months - Children	169	2,671	6.3%	11.3%	12.0%	12.4%
% of FP17s for the same patient ID Re-attending within 3 months - Adults	983	9,328	10.5%	15.2%	15.9%	16.7%
% of FP17s for the same patient ID Re-attending between 3 & 9 months - Children	1,365	2,671	51.1%	58.7%	58.6%	57.4%
% of FP17s for the same patient ID Re-attending between 3 & 9 months - Adults	3,679	9,328	39.4%	50.0%	51.6%	50.5%
% of FP17s for Band 1 Urgent Courses	1,212	10,043	12.1%	9.7%	8.0%	9.1%
% of FP17s Relating to Free Repair or Replacements	122	10,043	1.2%	0.9%	0.8%	0.8%
% of FP17s Relating to Continuations	39	10,043	0.4%	1.3%	1.3%	1.3%
% of Patients satisfied with the dentistry they have received	27	27	100.0%	91.2%	93.1%	93.2%
% of Patients satisfied with the time they had to wait for an appointment	25	27	92.6%	85.6%	89.1%	89.0%

* This is based on patients treated on this contract for their most recent course of treatment. Figures in italics indicate the base number of FP17s or Patient Questionnaire responses are less than 100. N/A is shown where the base number of responses is less than 10 during the period. % is calculated as Quantity/Base number*100

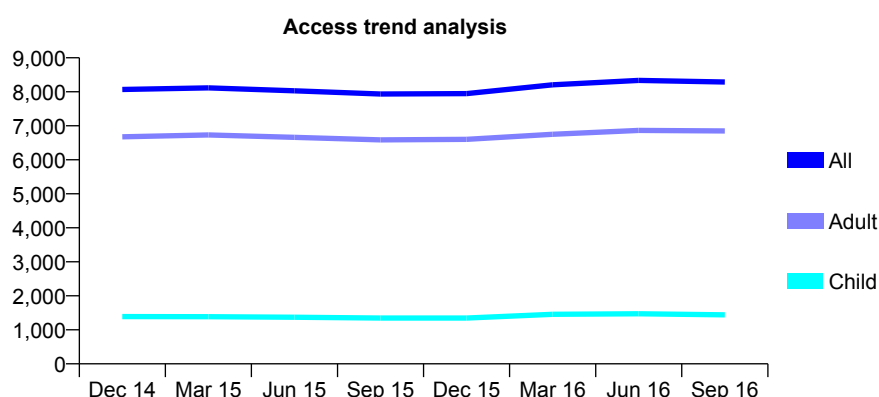
Q56 - Vital Signs At a Glance Contract Report for 827134/0012 - September 2016

Name or company name	MR JG PLUMMER
Contract type name	GDS Contract
Purpose of contract	General and Orthodontic
Contract start date	01/04/2006
Contract end date	

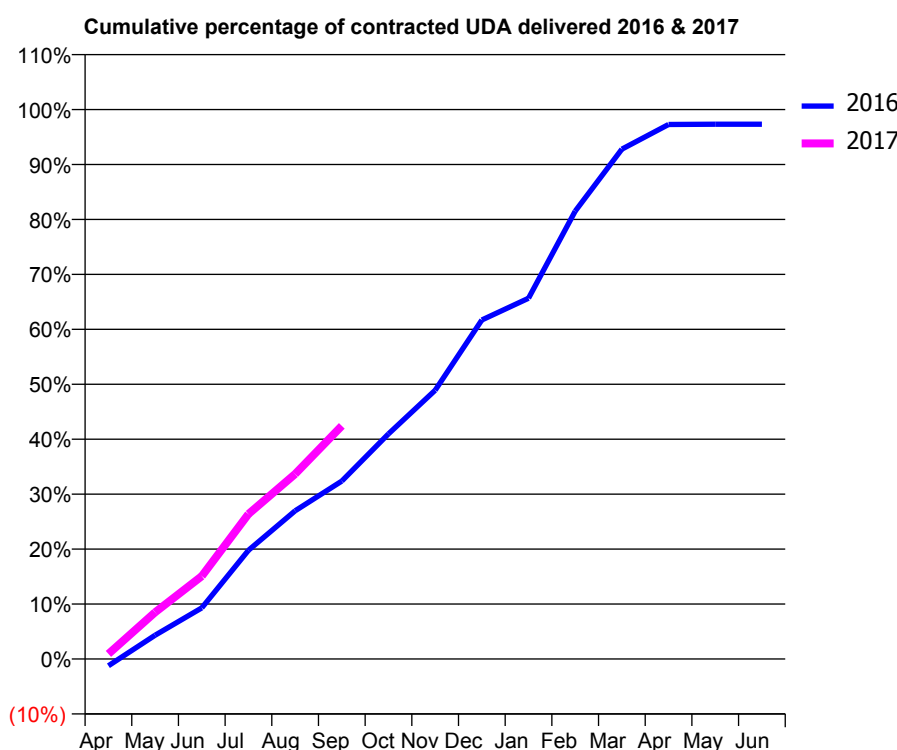
16/17 Contracted general activity (UDA)	22,126
Carry forward general activity (UDA)	594
16/17 Contracted orthodontic activity (UOA)	1,190
Carry forward orthodontic activity (UOA)	11
Baseline contract value	£817,577.63

ACCESS*

Patients seen in 24 months	Total	Change since previous quarter
Quarter ending September 2015	7,934	
Quarter ending December 2015	7,949	→
Quarter ending March 2016	8,205	↑
Quarter ending June 2016	8,335	→
Quarter ending September 2016	8,290	→
Variance since September 2015	4.5%	↑



ACTIVITY



Adjusted Scheduled Activity (UDA)		
Month	2016	2017
April	-279	209
May	959	1,880
June	2,060	3,337
July	4,380	5,839
August	5,966	7,450
September	7,165	9,386
October	9,065	
November	10,823	
December	13,652	
January	14,524	
February	18,033	
March	20,532	
April	21,525	
May	21,532	
June	21,532	

QUALITY

	Quantity	Base Number	Contract	AT	Region	England
% of FP17s for the same patient ID Re-attending within 3 months - Children	134	1,171	11.4%	11.3%	12.0%	12.4%
% of FP17s for the same patient ID Re-attending within 3 months - Adults	587	4,365	13.4%	15.2%	15.9%	16.7%
% of FP17s for the same patient ID Re-attending between 3 & 9 months - Children	518	1,171	44.2%	58.7%	58.6%	57.4%
% of FP17s for the same patient ID Re-attending between 3 & 9 months - Adults	1,409	4,365	32.3%	50.0%	51.6%	50.5%
% of FP17s for Band 1 Urgent Courses	570	4,816	11.8%	9.7%	8.0%	9.1%
% of FP17s Relating to Free Repair or Replacements	155	4,816	3.2%	0.9%	0.8%	0.8%
% of FP17s Relating to Continuations	52	4,816	1.1%	1.3%	1.3%	1.3%
% of Patients satisfied with the dentistry they have received	8	8	N/A	91.2%	93.1%	93.2%
% of Patients satisfied with the time they had to wait for an appointment	5	8	N/A	85.6%	89.1%	89.0%

* This is based on patients treated on this contract for their most recent course of treatment. Figures in italics indicate the base number of FP17s or Patient Questionnaire responses are less than 100. N/A is shown where the base number of responses is less than 10 during the period. % is calculated as Quantity/Base number*100

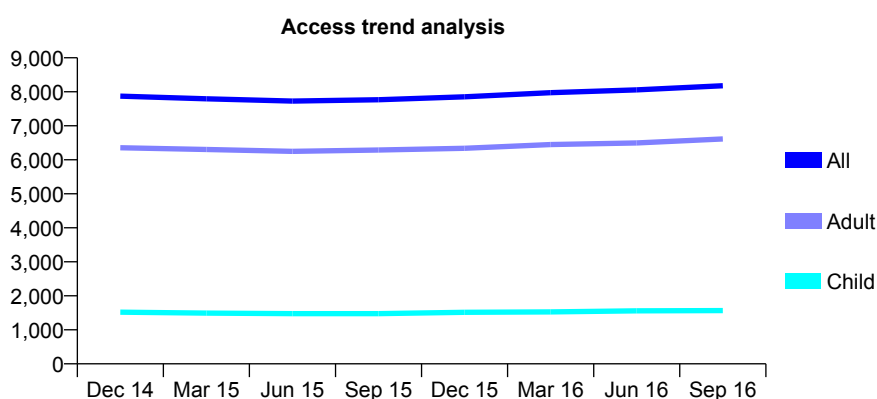
Q56 - Vital Signs At a Glance Contract Report for 827134/0013 - September 2016

Name or company name	MR JG PLUMMER
Contract type name	GDS Contract
Purpose of contract	General and Orthodontic
Contract start date	01/04/2006
Contract end date	

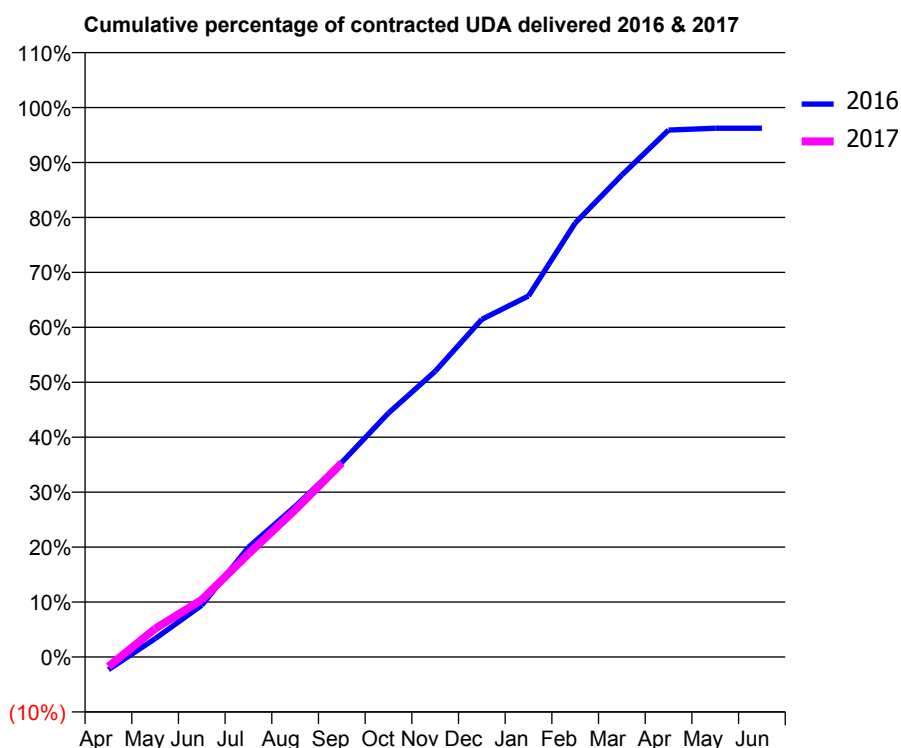
16/17 Contracted general activity (UDA)	24,945
Carry forward general activity (UDA)	940
16/17 Contracted orthodontic activity (UOA)	2,064
Carry forward orthodontic activity (UOA)	58
Baseline contract value	£877,312.34

ACCESS*

Patients seen in 24 months	Total	Change since previous quarter
Quarter ending September 2015	7,765	
Quarter ending December 2015	7,854	→
Quarter ending March 2016	7,976	→
Quarter ending June 2016	8,057	→
Quarter ending September 2016	8,180	→
Variance since September 2015	5.3%	↑



ACTIVITY



Adjusted Scheduled Activity (UDA)		
Month	2016	2017
April	-579	-438
May	830	1,289
June	2,352	2,602
July	4,986	4,680
August	6,835	6,681
September	8,837	8,812
October	11,074	
November	12,972	
December	15,333	
January	16,387	
February	19,699	
March	21,880	
April	23,921	
May	24,005	
June	24,005	

QUALITY

	Quantity	Base Number	Contract	AT	Region	England
% of FP17s for the same patient ID Re-attending within 3 months - Children	158	1,388	11.4%	11.3%	12.0%	12.4%
% of FP17s for the same patient ID Re-attending within 3 months - Adults	691	4,681	14.8%	15.2%	15.9%	16.7%
% of FP17s for the same patient ID Re-attending between 3 & 9 months - Children	540	1,388	38.9%	58.7%	58.6%	57.4%
% of FP17s for the same patient ID Re-attending between 3 & 9 months - Adults	1,937	4,681	41.4%	50.0%	51.6%	50.5%
% of FP17s for Band 1 Urgent Courses	889	4,856	18.3%	9.7%	8.0%	9.1%
% of FP17s Relating to Free Repair or Replacements	75	4,856	1.5%	0.9%	0.8%	0.8%
% of FP17s Relating to Continuations	54	4,856	1.1%	1.3%	1.3%	1.3%
% of Patients satisfied with the dentistry they have received	5	5	N/A	91.2%	93.1%	93.2%
% of Patients satisfied with the time they had to wait for an appointment	4	5	N/A	85.6%	89.1%	89.0%

* This is based on patients treated on this contract for their most recent course of treatment. Figures in italics indicate the base number of FP17s or Patient Questionnaire responses are less than 100. N/A is shown where the base number of responses is less than 10 during the period. % is calculated as Quantity/Base number*100

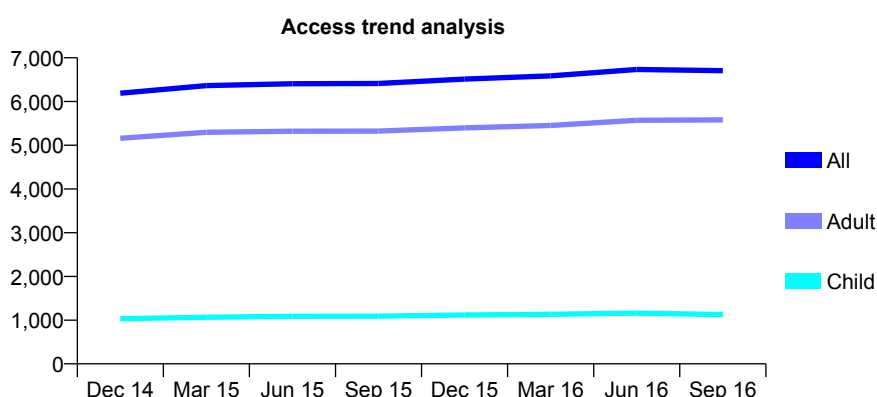
Q56 - Vital Signs At a Glance Contract Report for 827134/0014 - September 2016

Name or company name	MR JG PLUMMER
Contract type name	GDS Contract
Purpose of contract	General and Orthodontic
Contract start date	01/04/2006
Contract end date	

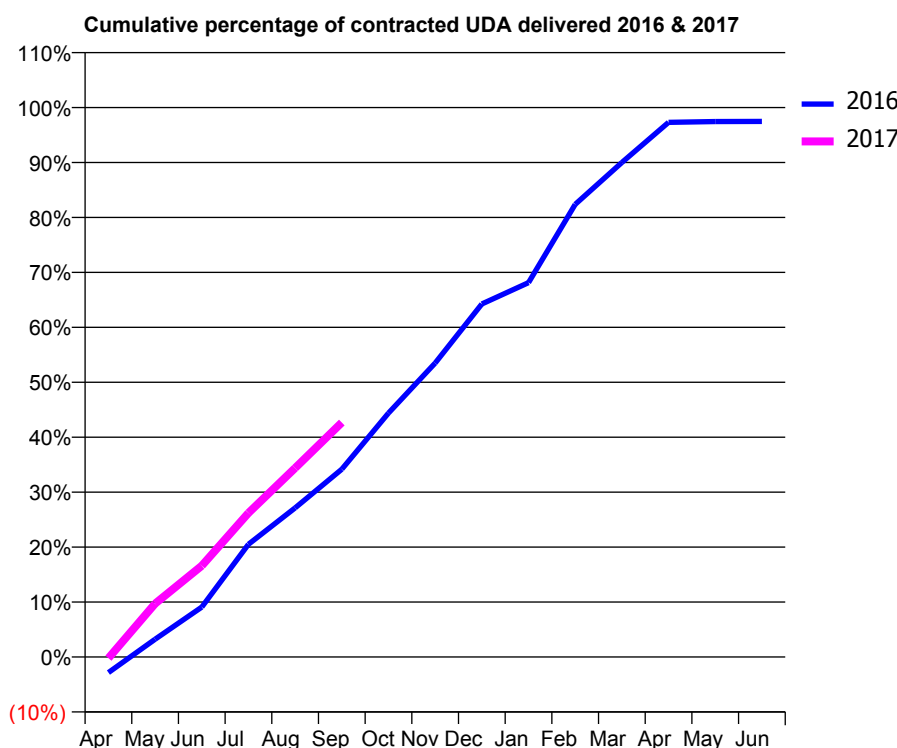
16/17 Contracted general activity (UDA)	15,368
Carry forward general activity (UDA)	390
16/17 Contracted orthodontic activity (UOA)	396
Carry forward orthodontic activity (UOA)	-1
Baseline contract value	£511,579.58

ACCESS*

Patients seen in 24 months	Total	Change since previous quarter
Quarter ending September 2015	6,412	
Quarter ending December 2015	6,514	→
Quarter ending March 2016	6,586	→
Quarter ending June 2016	6,732	↑
Quarter ending September 2016	6,707	→
Variance since September 2015	4.6%	↑



ACTIVITY



Adjusted Scheduled Activity (UDA)		
Month	2016	2017
April	-439	-36
May	496	1,493
June	1,398	2,553
July	3,153	4,028
August	4,172	5,288
September	5,254	6,557
October	6,823	
November	8,222	
December	9,873	
January	10,468	
February	12,659	
March	13,832	
April	14,951	
May	14,977	
June	14,978	

QUALITY

	Quantity	Base Number	Contract	AT	Region	England
% of FP17s for the same patient ID Re-attending within 3 months - Children	59	783	7.5%	11.3%	12.0%	12.4%
% of FP17s for the same patient ID Re-attending within 3 months - Adults	496	3,659	13.6%	15.2%	15.9%	16.7%
% of FP17s for the same patient ID Re-attending between 3 & 9 months - Children	256	783	32.7%	58.7%	58.6%	57.4%
% of FP17s for the same patient ID Re-attending between 3 & 9 months - Adults	1,150	3,659	31.4%	50.0%	51.6%	50.5%
% of FP17s for Band 1 Urgent Courses	690	3,815	18.1%	9.7%	8.0%	9.1%
% of FP17s Relating to Free Repair or Replacements	49	3,815	1.3%	0.9%	0.8%	0.8%
% of FP17s Relating to Continuations	30	3,815	0.8%	1.3%	1.3%	1.3%
% of Patients satisfied with the dentistry they have received	7	7	N/A	91.2%	93.1%	93.2%
% of Patients satisfied with the time they had to wait for an appointment	6	7	N/A	85.6%	89.1%	89.0%

* This is based on patients treated on this contract for their most recent course of treatment. Figures in italics indicate the base number of FP17s or Patient Questionnaire responses are less than 100. N/A is shown where the base number of responses is less than 10 during the period. % is calculated as Quantity/Base number*100

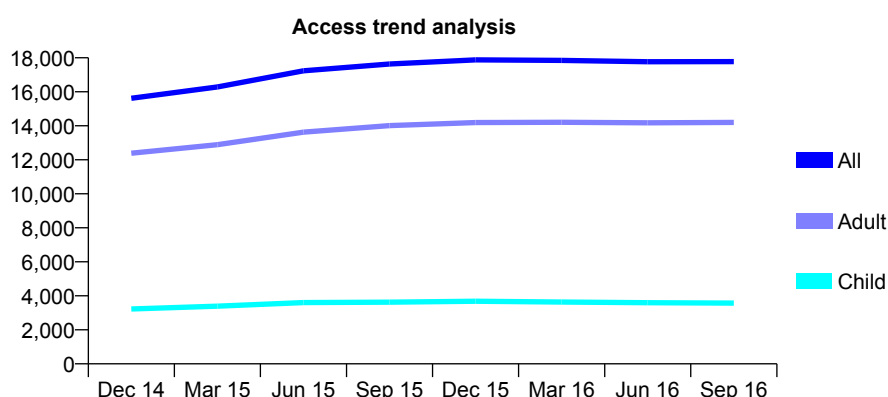
Q56 - Vital Signs At a Glance Contract Report for 827134/0015 - September 2016

Name or company name	MR JG PLUMMER
Contract type name	GDS Contract
Purpose of contract	General and Orthodontic
Contract start date	01/04/2006
Contract end date	

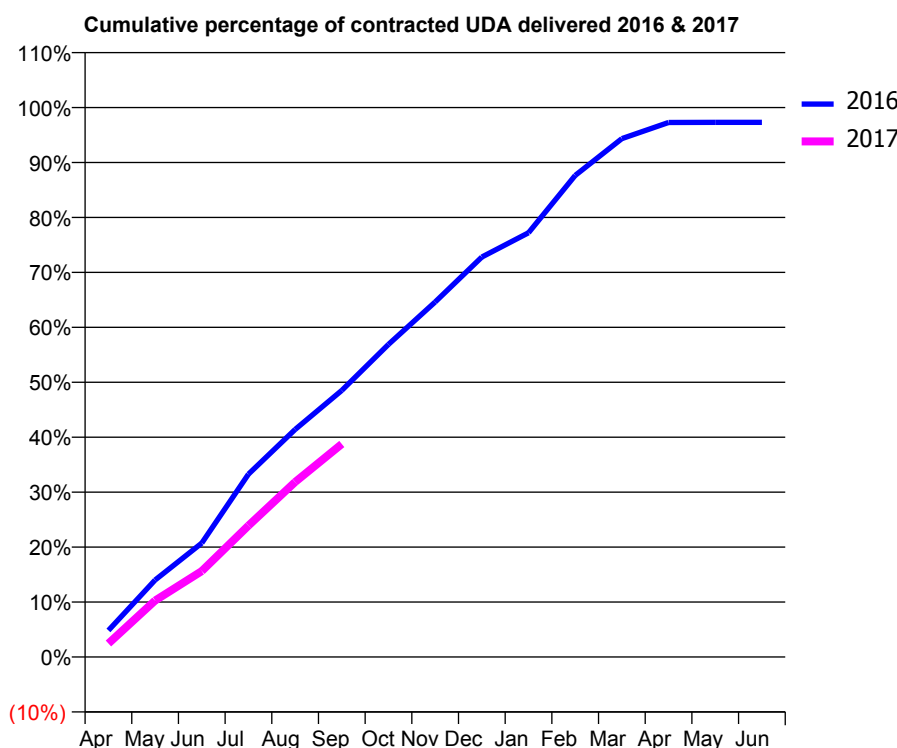
16/17 Contracted general activity (UDA)	51,722
Carry forward general activity (UDA)	1,394
16/17 Contracted orthodontic activity (UOA)	1,341
Carry forward orthodontic activity (UOA)	-16
Baseline contract value	£1,406,848.51

ACCESS*

Patients seen in 24 months	Total	Change since previous quarter
Quarter ending September 2015	17,636	
Quarter ending December 2015	17,875	→
Quarter ending March 2016	17,847	→
Quarter ending June 2016	17,767	→
Quarter ending September 2016	17,773	→
Variance since September 2015	0.8%	→



ACTIVITY



Adjusted Scheduled Activity (UDA)		
Month	2016	2017
April	2,506	1,271
May	7,254	5,318
June	10,728	8,095
July	17,213	12,368
August	21,418	16,473
September	25,102	20,045
October	29,427	
November	33,415	
December	37,653	
January	39,937	
February	45,331	
March	48,800	
April	50,318	
May	50,325	
June	50,328	

QUALITY

	Quantity	Base Number	Contract	AT	Region	England
% of FP17s for the same patient ID Re-attending within 3 months - Children	194	2,693	7.2%	11.3%	12.0%	12.4%
% of FP17s for the same patient ID Re-attending within 3 months - Adults	1,662	10,210	16.3%	15.2%	15.9%	16.7%
% of FP17s for the same patient ID Re-attending between 3 & 9 months - Children	1,260	2,693	46.8%	58.7%	58.6%	57.4%
% of FP17s for the same patient ID Re-attending between 3 & 9 months - Adults	4,308	10,210	42.2%	50.0%	51.6%	50.5%
% of FP17s for Band 1 Urgent Courses	1,503	11,525	13.0%	9.7%	8.0%	9.1%
% of FP17s Relating to Free Repair or Replacements	122	11,525	1.1%	0.9%	0.8%	0.8%
% of FP17s Relating to Continuations	106	11,525	0.9%	1.3%	1.3%	1.3%
% of Patients satisfied with the dentistry they have received	25	25	100.0%	91.2%	93.1%	93.2%
% of Patients satisfied with the time they had to wait for an appointment	23	25	92.0%	85.6%	89.1%	89.0%

* This is based on patients treated on this contract for their most recent course of treatment. Figures in italics indicate the base number of FP17s or Patient Questionnaire responses are less than 100. N/A is shown where the base number of responses is less than 10 during the period. % is calculated as Quantity/Base number*100

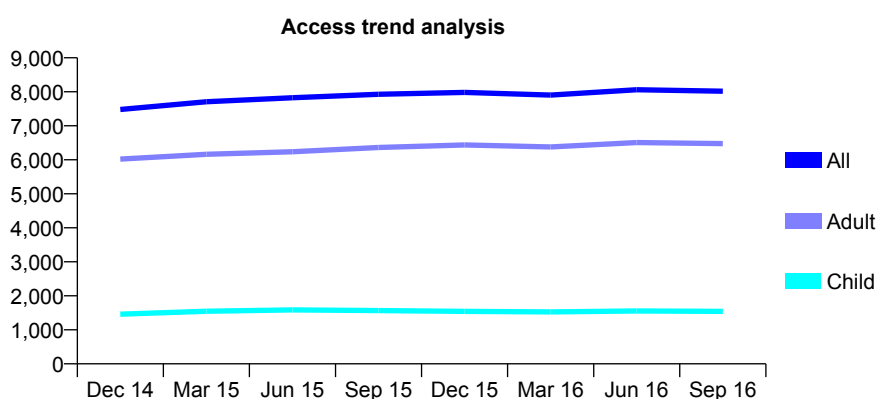
Q56 - Vital Signs At a Glance Contract Report for 827134/0016 - September 2016

Name or company name	MR JG PLUMMER
Contract type name	GDS Contract
Purpose of contract	General and Orthodontic
Contract start date	01/04/2006
Contract end date	

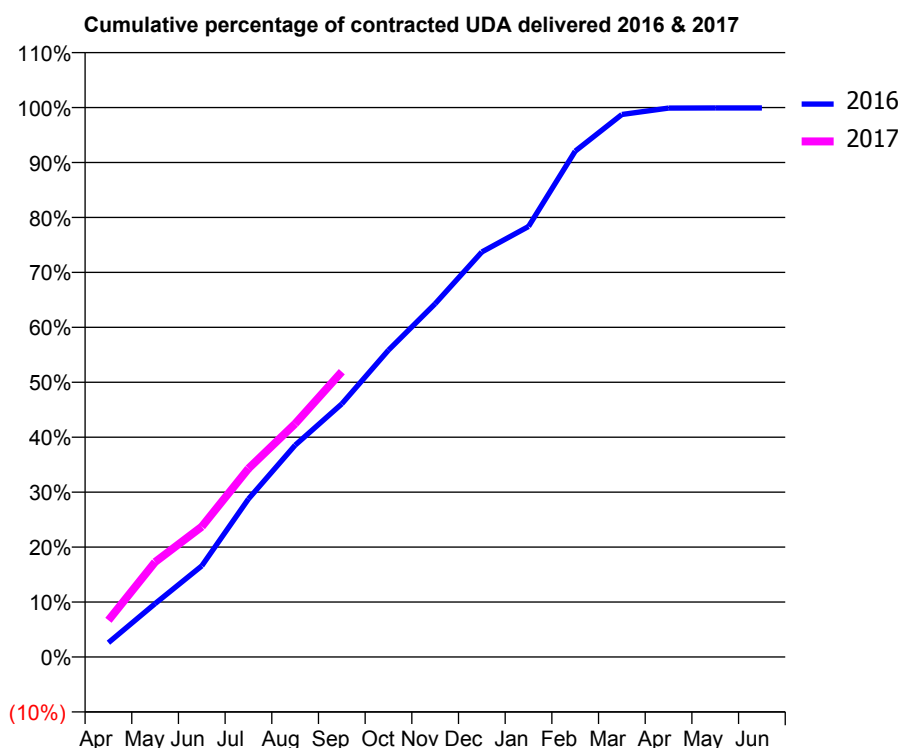
16/17 Contracted general activity (UDA)	20,424
Carry forward general activity (UDA)	18
16/17 Contracted orthodontic activity (UOA)	500
Carry forward orthodontic activity (UOA)	10
Baseline contract value	£624,811.22

ACCESS*

Patients seen in 24 months	Total	Change since previous quarter
Quarter ending September 2015	7,928	
Quarter ending December 2015	7,983	→
Quarter ending March 2016	7,904	→
Quarter ending June 2016	8,059	→
Quarter ending September 2016	8,018	→
Variance since September 2015	1.1%	→



ACTIVITY



Adjusted Scheduled Activity (UDA)		
Month	2016	2017
April	530	1,364
May	1,986	3,534
June	3,387	4,843
July	5,875	7,006
August	7,873	8,669
September	9,410	10,605
October	11,408	
November	13,130	
December	15,054	
January	16,003	
February	18,803	
March	20,166	
April	20,401	
May	20,406	
June	20,406	

QUALITY

	Quantity	Base Number	Contract	AT	Region	England
% of FP17s for the same patient ID Re-attending within 3 months - Children	62	1,196	5.2%	11.3%	12.0%	12.4%
% of FP17s for the same patient ID Re-attending within 3 months - Adults	568	4,494	12.6%	15.2%	15.9%	16.7%
% of FP17s for the same patient ID Re-attending between 3 & 9 months - Children	524	1,196	43.8%	58.7%	58.6%	57.4%
% of FP17s for the same patient ID Re-attending between 3 & 9 months - Adults	1,702	4,494	37.9%	50.0%	51.6%	50.5%
% of FP17s for Band 1 Urgent Courses	598	5,368	11.1%	9.7%	8.0%	9.1%
% of FP17s Relating to Free Repair or Replacements	115	5,368	2.1%	0.9%	0.8%	0.8%
% of FP17s Relating to Continuations	34	5,368	0.6%	1.3%	1.3%	1.3%
% of Patients satisfied with the dentistry they have received	9	9	N/A	91.2%	93.1%	93.2%
% of Patients satisfied with the time they had to wait for an appointment	9	9	N/A	85.6%	89.1%	89.0%

* This is based on patients treated on this contract for their most recent course of treatment. Figures in italics indicate the base number of FP17s or Patient Questionnaire responses are less than 100. N/A is shown where the base number of responses is less than 10 during the period. % is calculated as Quantity/Base number*100

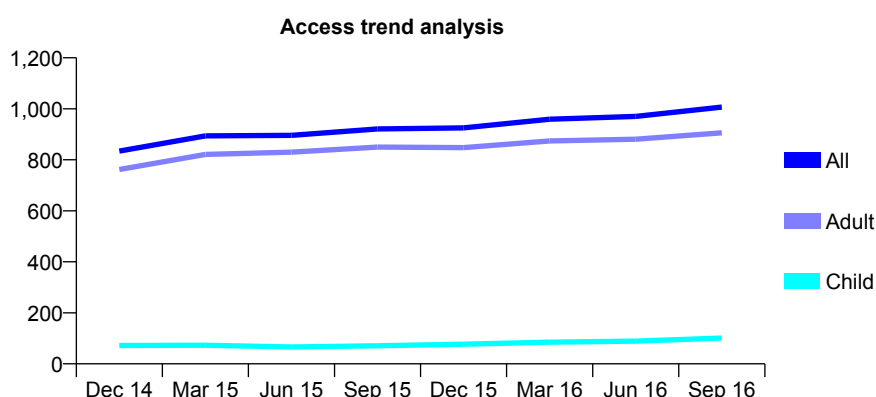
Q56 - Vital Signs At a Glance Contract Report for 827134/0017 - September 2016

Name or company name	MR JG PLUMMER
Contract type name	PDS Contract
Purpose of contract	General
Contract start date	01/02/2008
Contract end date	31/03/2018

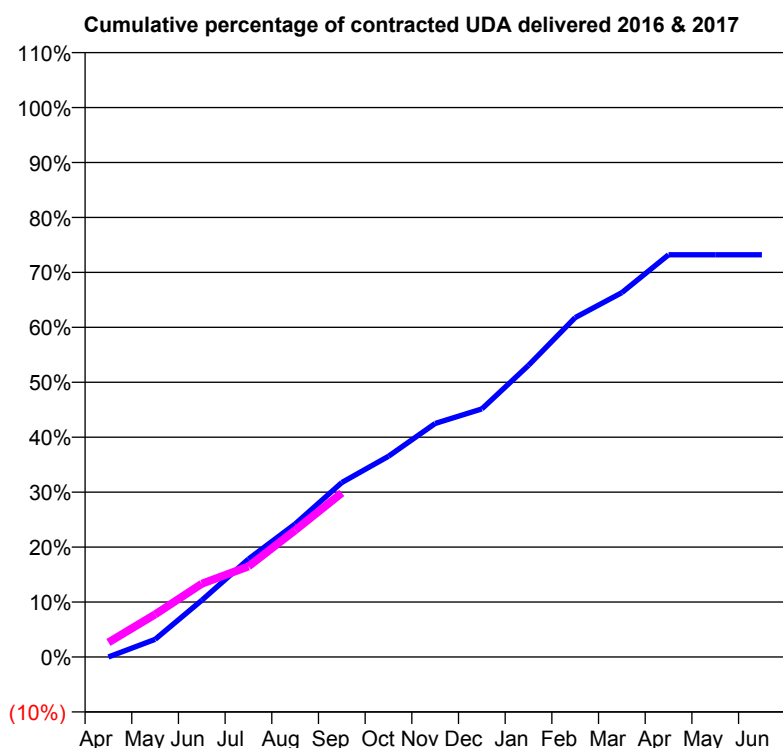
16/17 Contracted general activity (UDA)	2,800
Carry forward general activity (UDA)	0
16/17 Contracted orthodontic activity (UOA)	0
Carry forward orthodontic activity (UOA)	0
Baseline contract value	£152,795.30

ACCESS*

Patients seen in 24 months	Total	Change since previous quarter
Quarter ending September 2015	921	
Quarter ending December 2015	925	→
Quarter ending March 2016	959	↑
Quarter ending June 2016	970	→
Quarter ending September 2016	1,007	↑
Variance since September 2015	9.3%	↑



ACTIVITY



Adjusted Scheduled Activity (UDA)		
Month	2016	2017
April	0	74
May	90	217
June	289	373
July	499	462
August	678	646
September	889	836
October	1,023	
November	1,190	
December	1,264	
January	1,486	
February	1,730	
March	1,857	
April	2,050	
May	2,050	
June	2,050	

QUALITY

	Quantity	Base Number	Contract	AT	Region	England
% of FP17s for the same patient ID Re-attending within 3 months - Children	1	110	0.9%	11.3%	12.0%	12.4%
% of FP17s for the same patient ID Re-attending within 3 months - Adults	20	746	2.7%	15.2%	15.9%	16.7%
% of FP17s for the same patient ID Re-attending between 3 & 9 months - Children	0	110	0.0%	58.7%	58.6%	57.4%
% of FP17s for the same patient ID Re-attending between 3 & 9 months - Adults	8	746	1.1%	50.0%	51.6%	50.5%
% of FP17s for Band 1 Urgent Courses	697	697	100.0%	9.7%	8.0%	9.1%
% of FP17s Relating to Free Repair or Replacements	0	697	0.0%	0.9%	0.8%	0.8%
% of FP17s Relating to Continuations	0	697	0.0%	1.3%	1.3%	1.3%
% of Patients satisfied with the dentistry they have received	1	1	N/A	91.2%	93.1%	93.2%
% of Patients satisfied with the time they had to wait for an appointment	1	1	N/A	85.6%	89.1%	89.0%

* This is based on patients treated on this contract for their most recent course of treatment. Figures in italics indicate the base number of FP17s or Patient Questionnaire responses are less than 100. N/A is shown where the base number of responses is less than 10 during the period. % is calculated as Quantity/Base number*100

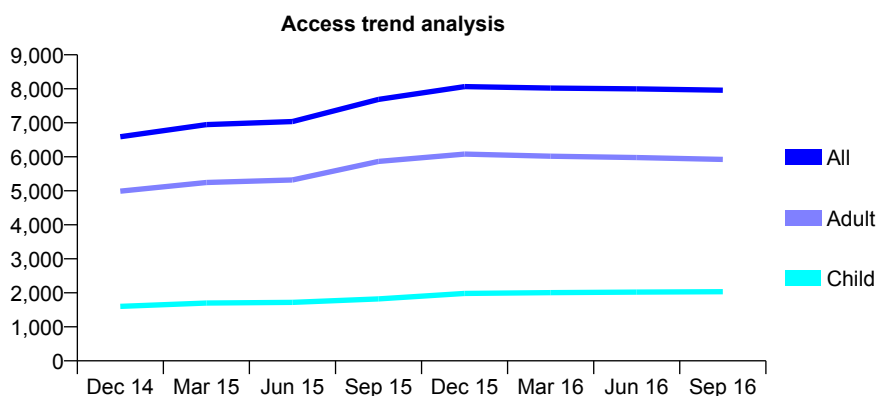
Q56 - Vital Signs At a Glance Contract Report for 836036/0001 - September 2016

Name or company name	MR BS SANGHERA
Contract type name	GDS Contract
Purpose of contract	General
Contract start date	01/04/2006
Contract end date	

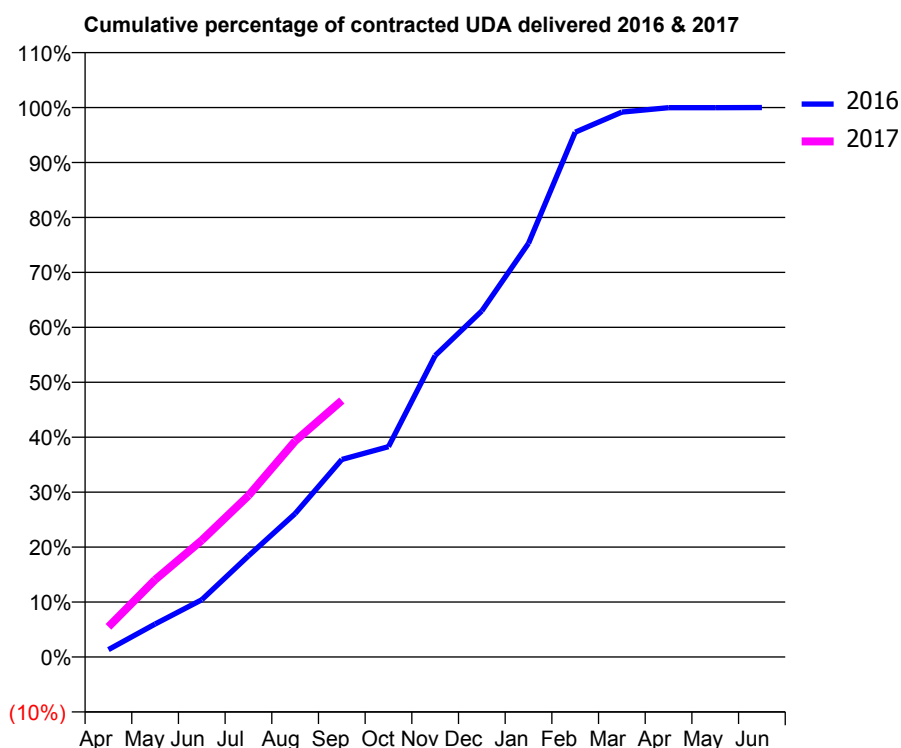
16/17 Contracted general activity (UDA)	31,345
Carry forward general activity (UDA)	3
16/17 Contracted orthodontic activity (UOA)	0
Carry forward orthodontic activity (UOA)	0
Baseline contract value	£767,704.78

ACCESS*

Patients seen in 24 months	Total	Change since previous quarter
Quarter ending September 2015	7,687	
Quarter ending December 2015	8,066	↑
Quarter ending March 2016	8,022	→
Quarter ending June 2016	7,999	→
Quarter ending September 2016	7,957	→
Variance since September 2015	3.5%	↑



ACTIVITY



Adjusted Scheduled Activity (UDA)		
Month	2016	2017
April	281	1,722
May	1,248	4,405
June	2,170	6,663
July	3,826	9,204
August	5,427	12,318
September	7,476	14,634
October	7,962	
November	11,410	
December	13,100	
January	15,656	
February	19,863	
March	20,626	
April	20,790	
May	20,790	
June	20,794	

QUALITY

	Quantity	Base Number	Contract	AT	Region	England
% of FP17s for the same patient ID Re-attending within 3 months - Children	184	1,901	9.7%	11.3%	12.0%	12.4%
% of FP17s for the same patient ID Re-attending within 3 months - Adults	791	4,970	15.9%	15.2%	15.9%	16.7%
% of FP17s for the same patient ID Re-attending between 3 & 9 months - Children	1,162	1,901	61.1%	58.7%	58.6%	57.4%
% of FP17s for the same patient ID Re-attending between 3 & 9 months - Adults	2,693	4,970	54.2%	50.0%	51.6%	50.5%
% of FP17s for Band 1 Urgent Courses	632	6,741	9.4%	9.7%	8.0%	9.1%
% of FP17s Relating to Free Repair or Replacements	7	6,741	0.1%	0.9%	0.8%	0.8%
% of FP17s Relating to Continuations	113	6,741	1.7%	1.3%	1.3%	1.3%
% of Patients satisfied with the dentistry they have received	6	6	N/A	91.2%	93.1%	93.2%
% of Patients satisfied with the time they had to wait for an appointment	6	6	N/A	85.6%	89.1%	89.0%

* This is based on patients treated on this contract for their most recent course of treatment. Figures in italics indicate the base number of FP17s or Patient Questionnaire responses are less than 100. N/A is shown where the base number of responses is less than 10 during the period. % is calculated as Quantity/Base number*100

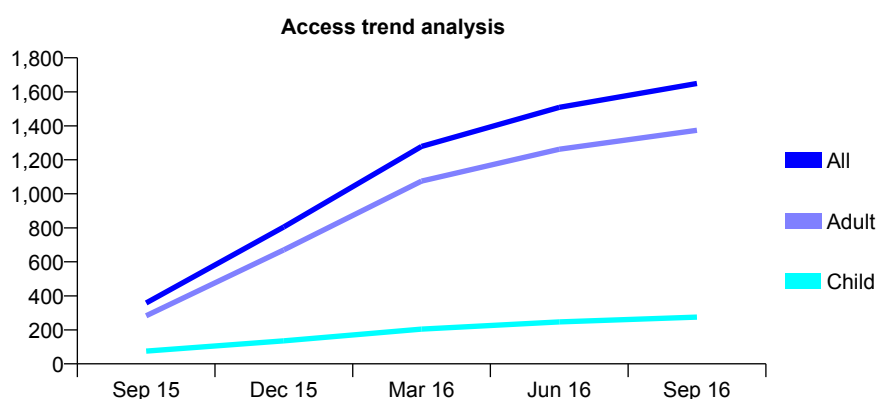
Q56 - Vital Signs At a Glance Contract Report for 836036/0003 - September 2016

Name or company name	MR BS SANGHERA
Contract type name	GDS Contract
Purpose of contract	General
Contract start date	01/07/2015
Contract end date	

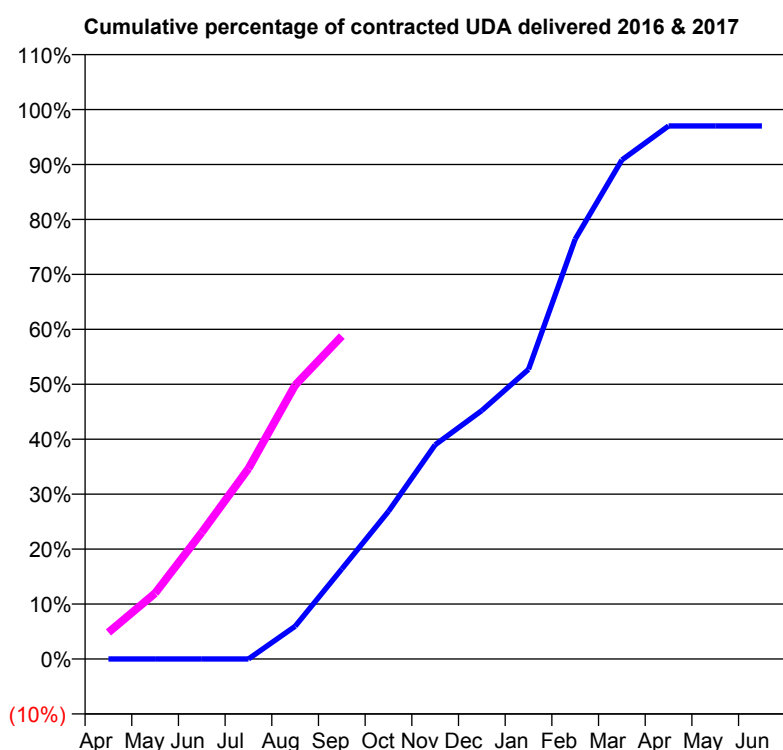
16/17 Contracted general activity (UDA)	4,123
Carry forward general activity (UDA)	-35
16/17 Contracted orthodontic activity (UOA)	0
Carry forward orthodontic activity (UOA)	0
Baseline contract value	£147,417.77

ACCESS*

Patients seen in 24 months	Total	Change since previous quarter
Quarter ending September 2015	358	
Quarter ending December 2015	805	↑
Quarter ending March 2016	1,279	↑
Quarter ending June 2016	1,509	↑
Quarter ending September 2016	1,649	↑
Variance since September 2015	360.6%	↑



ACTIVITY



Adjusted Scheduled Activity (UDA)		
Month	2016	2017
April	0	200
May	0	493
June	0	950
July	0	1,429
August	245	2,054
September	675	2,423
October	1,108	
November	1,607	
December	1,864	
January	2,174	
February	3,150	
March	3,744	
April	3,999	
May	3,999	
June	3,999	

QUALITY

	Quantity	Base Number	Contract	AT	Region	England
% of FP17s for the same patient ID Re-attending within 3 months - Children	6	199	3.0%	11.3%	12.0%	12.4%
% of FP17s for the same patient ID Re-attending within 3 months - Adults	110	955	11.5%	15.2%	15.9%	16.7%
% of FP17s for the same patient ID Re-attending between 3 & 9 months - Children	96	199	48.2%	58.7%	58.6%	57.4%
% of FP17s for the same patient ID Re-attending between 3 & 9 months - Adults	406	955	42.5%	50.0%	51.6%	50.5%
% of FP17s for Band 1 Urgent Courses	50	1,050	4.8%	9.7%	8.0%	9.1%
% of FP17s Relating to Free Repair or Replacements	10	1,050	1.0%	0.9%	0.8%	0.8%
% of FP17s Relating to Continuations	35	1,050	3.3%	1.3%	1.3%	1.3%
% of Patients satisfied with the dentistry they have received	1	1	N/A	91.2%	93.1%	93.2%
% of Patients satisfied with the time they had to wait for an appointment	1	1	N/A	85.6%	89.1%	89.0%

* This is based on patients treated on this contract for their most recent course of treatment. Figures in italics indicate the base number of FP17s or Patient Questionnaire responses are less than 100. N/A is shown where the base number of responses is less than 10 during the period. % is calculated as Quantity/Base number*100

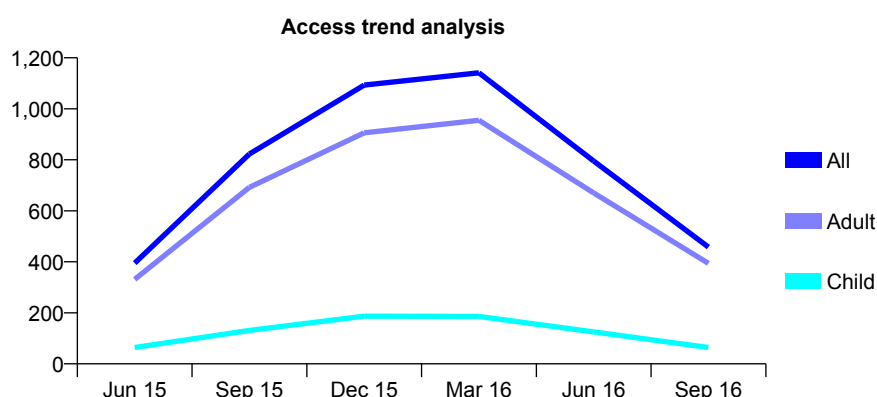
Q56 - Vital Signs At a Glance Contract Report for 838926/0002 - September 2016

Name or company name	MRS CP BUTLER
Contract type name	GDS Contract
Purpose of contract	General
Contract start date	03/04/2015
Contract end date	05/04/2016

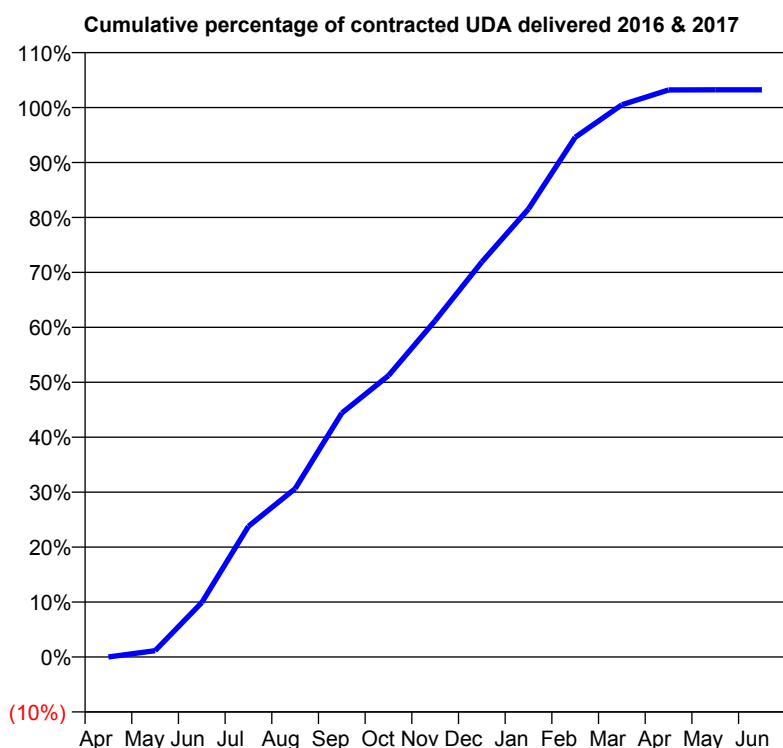
16/17 Contracted general activity (UDA)	55
Carry forward general activity (UDA)	0
16/17 Contracted orthodontic activity (UOA)	0
Carry forward orthodontic activity (UOA)	0
Baseline contract value	£1,391.16

ACCESS*

Patients seen in 24 months	Total	Change since previous quarter
Quarter ending September 2015	823	
Quarter ending December 2015	1,093	↑
Quarter ending March 2016	1,141	↑
Quarter ending June 2016	795	↓
Quarter ending September 2016	458	↓
Variance since September 2015	(44.3%)	↓



ACTIVITY



Month	Adjusted Scheduled Activity (UDA)	
	2016	2017
April	0	177
May	57	186
June	490	186
July	1,175	186
August	1,513	186
September	2,193	186
October	2,530	
November	3,023	
December	3,551	
January	4,028	
February	4,671	
March	4,964	
April	5,097	
May	5,098	
June	5,098	

QUALITY

	Quantity	Base Number	Contract	AT	Region	England
% of FP17s for the same patient ID Re-attending within 3 months - Children	6	30	20.0%	11.3%	12.0%	12.4%
% of FP17s for the same patient ID Re-attending within 3 months - Adults	27	126	21.4%	15.2%	15.9%	16.7%
% of FP17s for the same patient ID Re-attending between 3 & 9 months - Children	15	30	50.0%	58.7%	58.6%	57.4%
% of FP17s for the same patient ID Re-attending between 3 & 9 months - Adults	69	126	54.8%	50.0%	51.6%	50.5%
% of FP17s for Band 1 Urgent Courses	0	105	0.0%	9.7%	8.0%	9.1%
% of FP17s Relating to Free Repair or Replacements	0	105	0.0%	0.9%	0.8%	0.8%
% of FP17s Relating to Continuations	0	105	0.0%	1.3%	1.3%	1.3%
% of Patients satisfied with the dentistry they have received	0	0	N/A	91.2%	93.1%	93.2%
% of Patients satisfied with the time they had to wait for an appointment	0	0	N/A	85.6%	89.1%	89.0%

* This is based on patients treated on this contract for their most recent course of treatment. Figures in italics indicate the base number of FP17s or Patient Questionnaire responses are less than 100. N/A is shown where the base number of responses is less than 10 during the period. % is calculated as Quantity/Base number*100

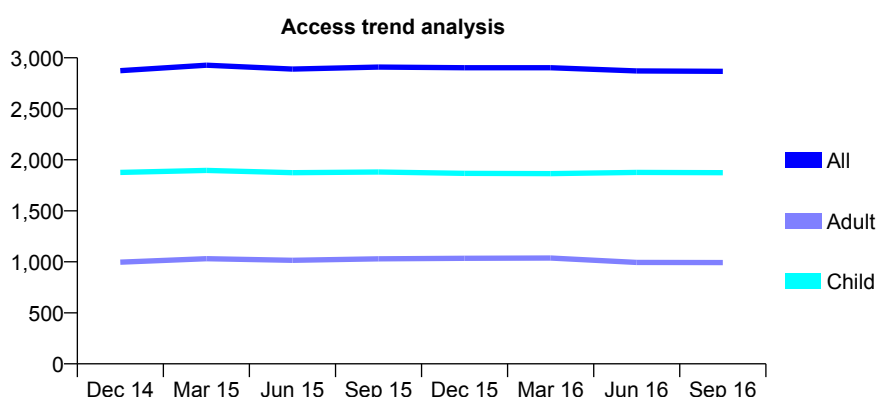
Q56 - Vital Signs At a Glance Contract Report for 839841/0003 - September 2016

Name or company name	MISS GM O'CALLAGHAN
Contract type name	GDS Contract
Purpose of contract	General
Contract start date	01/04/2006
Contract end date	

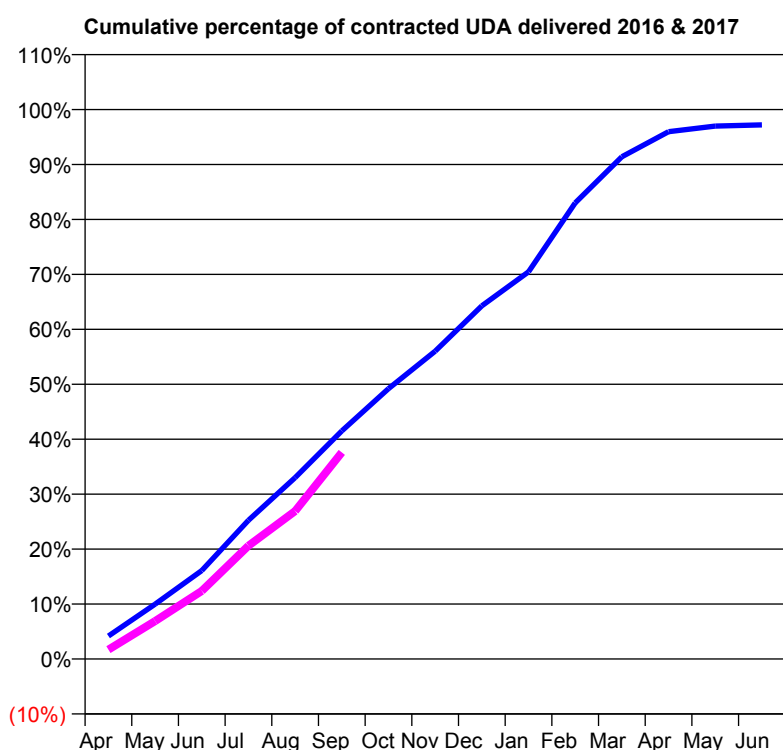
16/17 Contracted general activity (UDA)	9,313
Carry forward general activity (UDA)	261
16/17 Contracted orthodontic activity (UOA)	0
Carry forward orthodontic activity (UOA)	0
Baseline contract value	£227,694.65

ACCESS*

Patients seen in 24 months	Total	Change since previous quarter
Quarter ending September 2015	2,909	
Quarter ending December 2015	2,902	→
Quarter ending March 2016	2,902	→
Quarter ending June 2016	2,871	↓
Quarter ending September 2016	2,867	→
Variance since September 2015	(1.4%)	↓



ACTIVITY



Adjusted Scheduled Activity (UDA)		
Month	2016	2017
April	391	160
May	930	642
June	1,500	1,154
July	2,352	1,920
August	3,074	2,508
September	3,866	3,502
October	4,581	
November	5,216	
December	5,985	
January	6,563	
February	7,731	
March	8,513	
April	8,937	
May	9,031	
June	9,052	

QUALITY

	Quantity	Base Number	Contract	AT	Region	England
% of FP17s for the same patient ID Re-attending within 3 months - Children	205	1,761	11.6%	11.3%	12.0%	12.4%
% of FP17s for the same patient ID Re-attending within 3 months - Adults	207	687	30.1%	15.2%	15.9%	16.7%
% of FP17s for the same patient ID Re-attending between 3 & 9 months - Children	1,162	1,761	66.0%	58.7%	58.6%	57.4%
% of FP17s for the same patient ID Re-attending between 3 & 9 months - Adults	339	687	49.3%	50.0%	51.6%	50.5%
% of FP17s for Band 1 Urgent Courses	168	2,119	7.9%	9.7%	8.0%	9.1%
% of FP17s Relating to Free Repair or Replacements	0	2,119	0.0%	0.9%	0.8%	0.8%
% of FP17s Relating to Continuations	2	2,119	0.1%	1.3%	1.3%	1.3%
% of Patients satisfied with the dentistry they have received	0	0	N/A	91.2%	93.1%	93.2%
% of Patients satisfied with the time they had to wait for an appointment	0	0	N/A	85.6%	89.1%	89.0%

* This is based on patients treated on this contract for their most recent course of treatment. Figures in italics indicate the base number of FP17s or Patient Questionnaire responses are less than 100. N/A is shown where the base number of responses is less than 10 during the period. % is calculated as Quantity/Base number*100

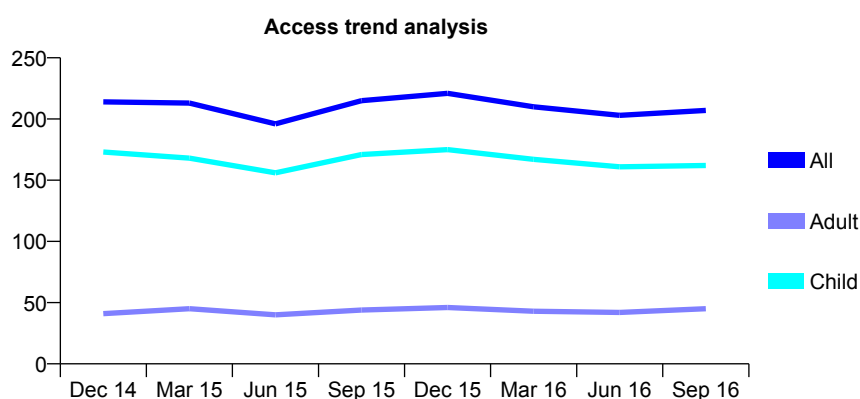
Q56 - Vital Signs At a Glance Contract Report for 840718/0001 - September 2016

Name or company name	MR LS KHANGURA
Contract type name	GDS Contract
Purpose of contract	General
Contract start date	01/04/2006
Contract end date	

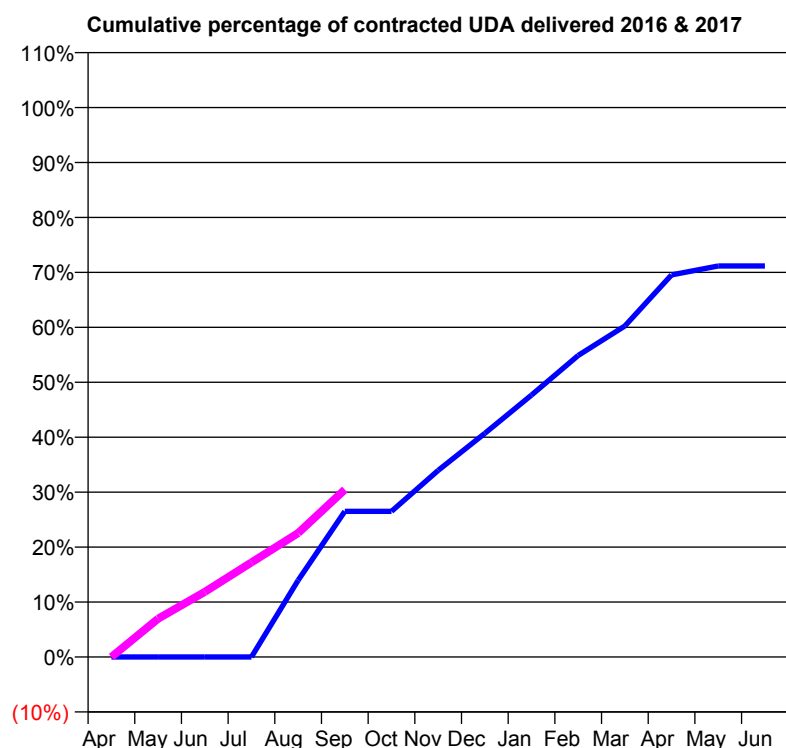
16/17 Contracted general activity (UDA)	430
Carry forward general activity (UDA)	0
16/17 Contracted orthodontic activity (UOA)	0
Carry forward orthodontic activity (UOA)	0
Baseline contract value	£11,228.80

ACCESS*

Patients seen in 24 months	Total	Change since previous quarter
Quarter ending September 2015	215	
Quarter ending December 2015	221	↑
Quarter ending March 2016	210	↓
Quarter ending June 2016	203	↓
Quarter ending September 2016	207	→
Variance since September 2015	(3.7%)	↓



ACTIVITY



Month	Adjusted Scheduled Activity (UDA)	
	2016	2017
April	0	0
May	0	30
June	0	51
July	0	74
August	60	97
September	114	131
October	114	
November	146	
December	175	
January	205	
February	236	
March	259	
April	299	
May	306	
June	306	

QUALITY

	Quantity	Base Number	Contract	AT	Region	England
% of FP17s for the same patient ID Re-attending within 3 months - Children	5	138	3.6%	11.3%	12.0%	12.4%
% of FP17s for the same patient ID Re-attending within 3 months - Adults	1	22	4.5%	15.2%	15.9%	16.7%
% of FP17s for the same patient ID Re-attending between 3 & 9 months - Children	97	138	70.3%	58.7%	58.6%	57.4%
% of FP17s for the same patient ID Re-attending between 3 & 9 months - Adults	15	22	68.2%	50.0%	51.6%	50.5%
% of FP17s for Band 1 Urgent Courses	0	115	0.0%	9.7%	8.0%	9.1%
% of FP17s Relating to Free Repair or Replacements	0	115	0.0%	0.9%	0.8%	0.8%
% of FP17s Relating to Continuations	0	115	0.0%	1.3%	1.3%	1.3%
% of Patients satisfied with the dentistry they have received	0	0	N/A	91.2%	93.1%	93.2%
% of Patients satisfied with the time they had to wait for an appointment	0	0	N/A	85.6%	89.1%	89.0%

* This is based on patients treated on this contract for their most recent course of treatment. Figures in italics indicate the base number of FP17s or Patient Questionnaire responses are less than 100. N/A is shown where the base number of responses is less than 10 during the period. % is calculated as Quantity/Base number*100

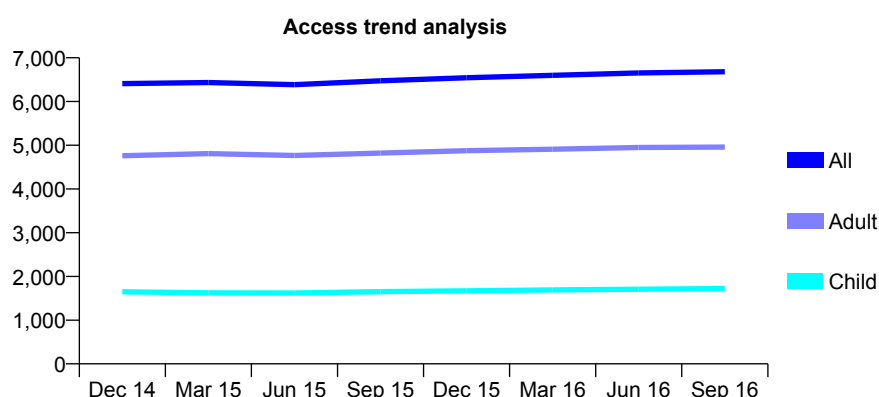
Q56 - Vital Signs At a Glance Contract Report for 842281/0002 - September 2016

Name or company name	MR PS ROLFE
Contract type name	PDS Contract
Purpose of contract	General
Contract start date	16/12/2007
Contract end date	15/12/2017

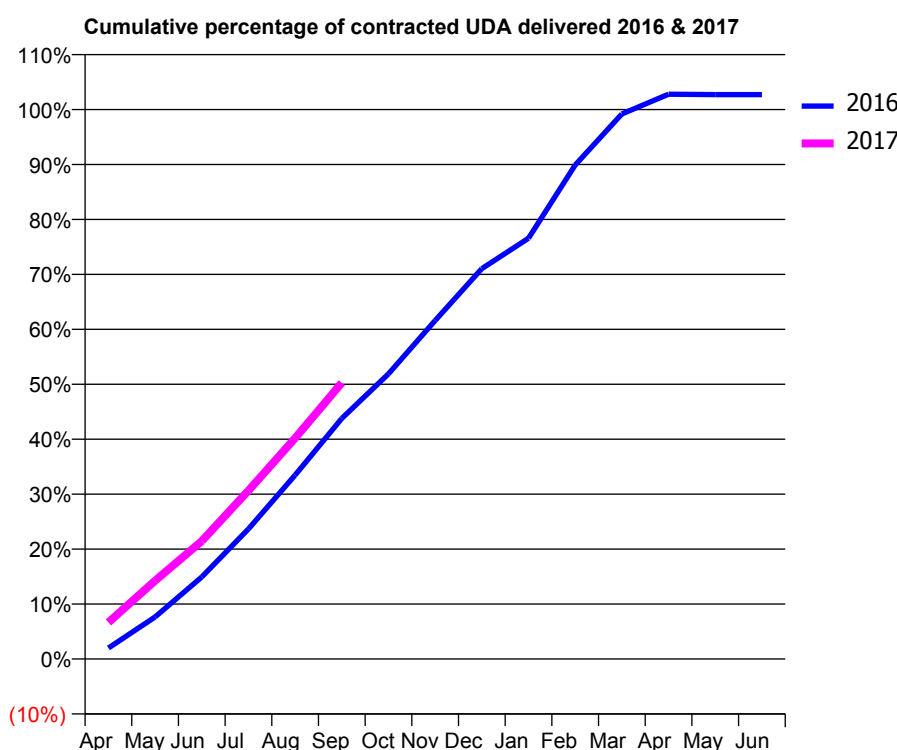
16/17 Contracted general activity (UDA)	19,224
Carry forward general activity (UDA)	-384
16/17 Contracted orthodontic activity (UOA)	0
Carry forward orthodontic activity (UOA)	0
Baseline contract value	£525,450.92

ACCESS*

Patients seen in 24 months	Total	Change since previous quarter
Quarter ending September 2015	6,473	
Quarter ending December 2015	6,545	→
Quarter ending March 2016	6,598	→
Quarter ending June 2016	6,655	→
Quarter ending September 2016	6,681	→
Variance since September 2015	3.2%	↑



ACTIVITY



Adjusted Scheduled Activity (UDA)		
Month	2016	2017
April	385	1,281
May	1,471	2,741
June	2,869	4,124
July	4,550	5,895
August	6,437	7,730
September	8,419	9,663
October	9,974	
November	11,841	
December	13,657	
January	14,720	
February	17,280	
March	19,070	
April	19,759	
May	19,745	
June	19,744	

QUALITY

	Quantity	Base Number	Contract	AT	Region	England
% of FP17s for the same patient ID Re-attending within 3 months - Children	222	1,530	14.5%	11.3%	12.0%	12.4%
% of FP17s for the same patient ID Re-attending within 3 months - Adults	760	3,818	19.9%	15.2%	15.9%	16.7%
% of FP17s for the same patient ID Re-attending between 3 & 9 months - Children	937	1,530	61.2%	58.7%	58.6%	57.4%
% of FP17s for the same patient ID Re-attending between 3 & 9 months - Adults	1,787	3,818	46.8%	50.0%	51.6%	50.5%
% of FP17s for Band 1 Urgent Courses	671	5,009	13.4%	9.7%	8.0%	9.1%
% of FP17s Relating to Free Repair or Replacements	22	5,009	0.4%	0.9%	0.8%	0.8%
% of FP17s Relating to Continuations	47	5,009	0.9%	1.3%	1.3%	1.3%
% of Patients satisfied with the dentistry they have received	8	8	N/A	91.2%	93.1%	93.2%
% of Patients satisfied with the time they had to wait for an appointment	8	8	N/A	85.6%	89.1%	89.0%

* This is based on patients treated on this contract for their most recent course of treatment. Figures in italics indicate the base number of FP17s or Patient Questionnaire responses are less than 100. N/A is shown where the base number of responses is less than 10 during the period. % is calculated as Quantity/Base number*100

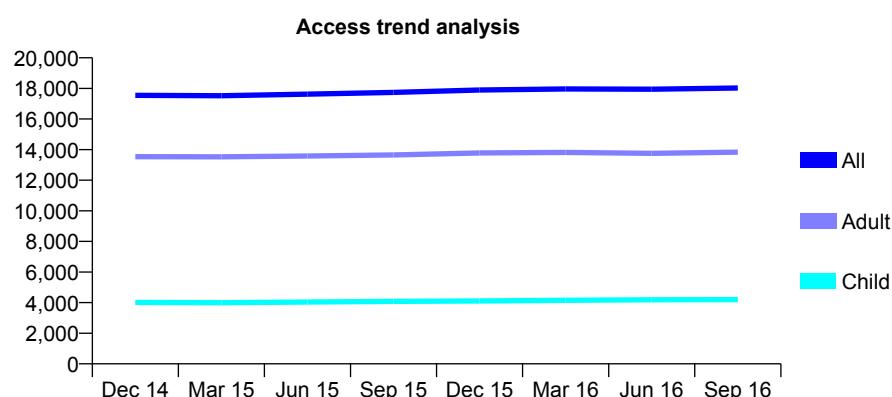
Q56 - Vital Signs At a Glance Contract Report for 843059/0001 - September 2016

Name or company name	MR S CAMDERMAN
Contract type name	GDS Contract
Purpose of contract	General
Contract start date	01/04/2006
Contract end date	

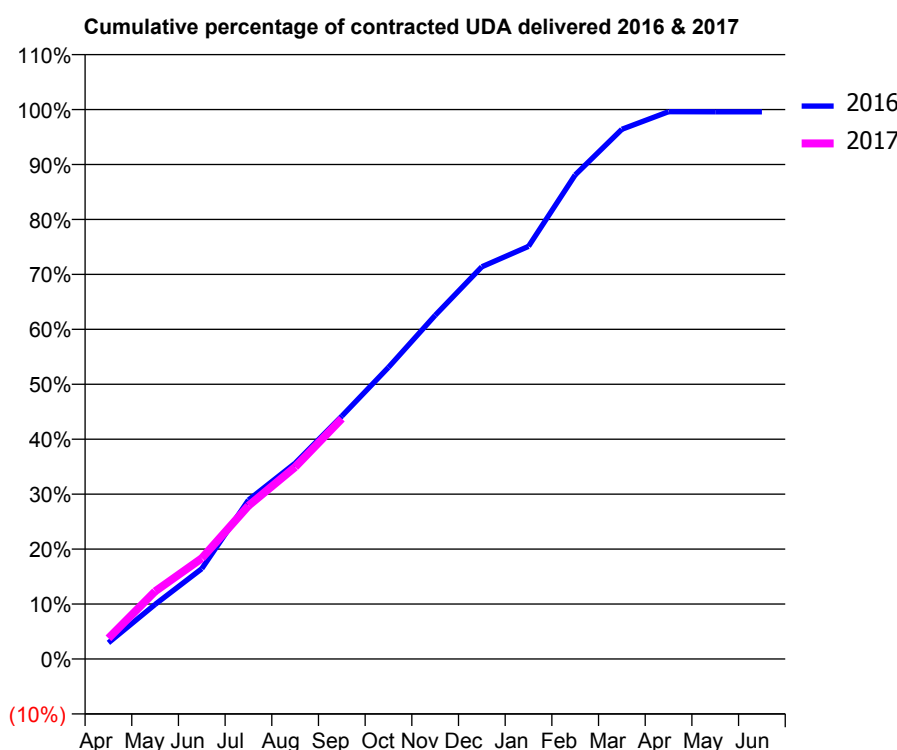
16/17 Contracted general activity (UDA)	46,679
Carry forward general activity (UDA)	200
16/17 Contracted orthodontic activity (UOA)	0
Carry forward orthodontic activity (UOA)	0
Baseline contract value	£1,267,776.30

ACCESS*

Patients seen in 24 months	Total	Change since previous quarter
Quarter ending September 2015	17,737	
Quarter ending December 2015	17,893	→
Quarter ending March 2016	17,966	→
Quarter ending June 2016	17,950	→
Quarter ending September 2016	18,026	→
Variance since September 2015	1.6%	→



ACTIVITY



Adjusted Scheduled Activity (UDA)		
Month	2016	2017
April	1,372	1,766
May	4,642	5,746
June	7,679	8,560
July	13,509	13,020
August	16,631	16,306
September	20,635	20,416
October	24,782	
November	29,191	
December	33,320	
January	35,049	
February	41,120	
March	44,996	
April	46,492	
May	46,479	
June	46,479	

QUALITY

	Quantity	Base Number	Contract	AT	Region	England
% of FP17s for the same patient ID Re-attending within 3 months - Children	169	2,686	6.3%	11.3%	12.0%	12.4%
% of FP17s for the same patient ID Re-attending within 3 months - Adults	1,151	8,882	13.0%	15.2%	15.9%	16.7%
% of FP17s for the same patient ID Re-attending between 3 & 9 months - Children	1,415	2,686	52.7%	58.7%	58.6%	57.4%
% of FP17s for the same patient ID Re-attending between 3 & 9 months - Adults	4,351	8,882	49.0%	50.0%	51.6%	50.5%
% of FP17s for Band 1 Urgent Courses	793	10,730	7.4%	9.7%	8.0%	9.1%
% of FP17s Relating to Free Repair or Replacements	65	10,730	0.6%	0.9%	0.8%	0.8%
% of FP17s Relating to Continuations	107	10,730	1.0%	1.3%	1.3%	1.3%
% of Patients satisfied with the dentistry they have received	8	10	80.0%	91.2%	93.1%	93.2%
% of Patients satisfied with the time they had to wait for an appointment	8	10	80.0%	85.6%	89.1%	89.0%

* This is based on patients treated on this contract for their most recent course of treatment. Figures in italics indicate the base number of FP17s or Patient Questionnaire responses are less than 100. N/A is shown where the base number of responses is less than 10 during the period. % is calculated as Quantity/Base number*100

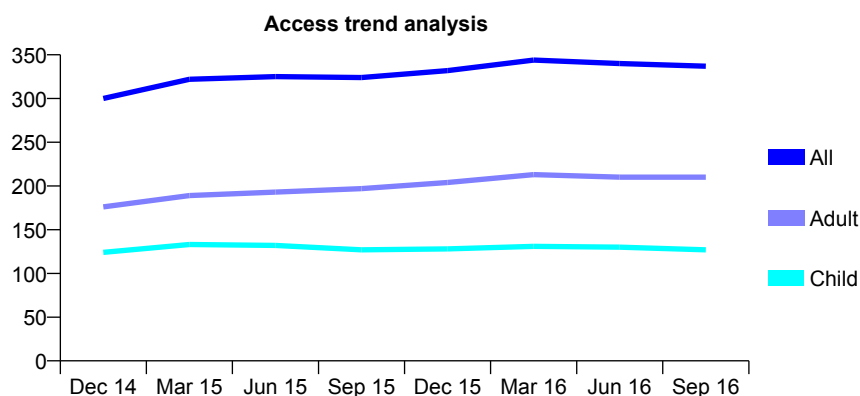
Q56 - Vital Signs At a Glance Contract Report for 847151/0001 - September 2016

Name or company name	MR RB DE VILLIERS
Contract type name	GDS Contract
Purpose of contract	General
Contract start date	01/04/2006
Contract end date	

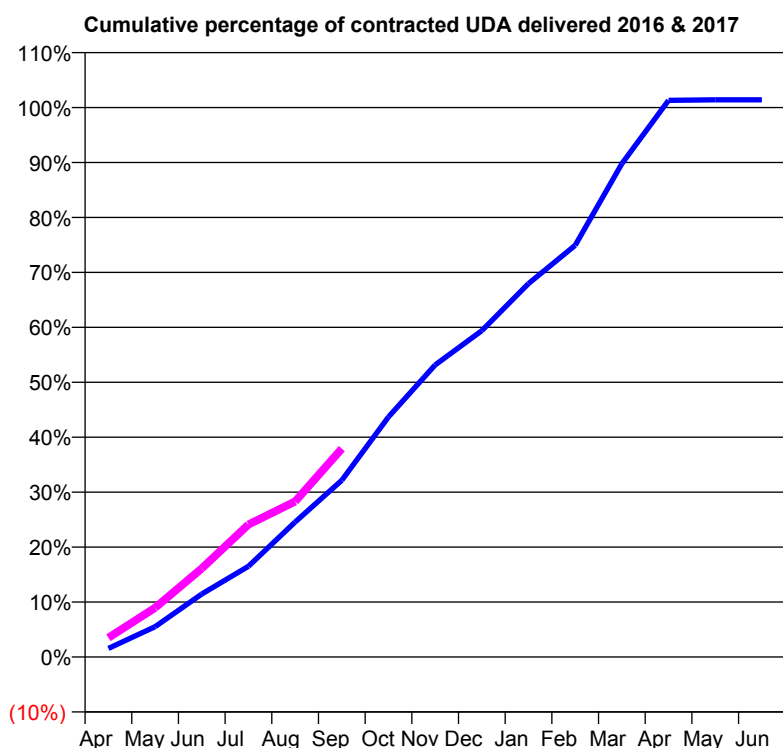
16/17 Contracted general activity (UDA)	1,081
Carry forward general activity (UDA)	-15
16/17 Contracted orthodontic activity (UOA)	0
Carry forward orthodontic activity (UOA)	0
Baseline contract value	£24,815.79

ACCESS*

Patients seen in 24 months	Total	Change since previous quarter
Quarter ending September 2015	324	
Quarter ending December 2015	332	↑
Quarter ending March 2016	344	↑
Quarter ending June 2016	340	↓
Quarter ending September 2016	337	→
Variance since September 2015	4.0%	↑



ACTIVITY



Adjusted Scheduled Activity (UDA)		
Month	2016	2017
April	17	38
May	60	97
June	124	174
July	179	261
August	266	306
September	348	410
October	472	
November	575	
December	642	
January	735	
February	810	
March	971	
April	1,095	
May	1,096	
June	1,096	

QUALITY

	Quantity	Base Number	Contract	AT	Region	England
% of FP17s for the same patient ID Re-attending within 3 months - Children	3	98	3.1%	11.3%	12.0%	12.4%
% of FP17s for the same patient ID Re-attending within 3 months - Adults	24	159	15.1%	15.2%	15.9%	16.7%
% of FP17s for the same patient ID Re-attending between 3 & 9 months - Children	77	98	78.6%	58.7%	58.6%	57.4%
% of FP17s for the same patient ID Re-attending between 3 & 9 months - Adults	111	159	69.8%	50.0%	51.6%	50.5%
% of FP17s for Band 1 Urgent Courses	14	202	6.9%	9.7%	8.0%	9.1%
% of FP17s Relating to Free Repair or Replacements	0	202	0.0%	0.9%	0.8%	0.8%
% of FP17s Relating to Continuations	3	202	1.5%	1.3%	1.3%	1.3%
% of Patients satisfied with the dentistry they have received	2	2	N/A	91.2%	93.1%	93.2%
% of Patients satisfied with the time they had to wait for an appointment	2	2	N/A	85.6%	89.1%	89.0%

* This is based on patients treated on this contract for their most recent course of treatment. Figures in italics indicate the base number of FP17s or Patient Questionnaire responses are less than 100. N/A is shown where the base number of responses is less than 10 during the period. % is calculated as Quantity/Base number*100

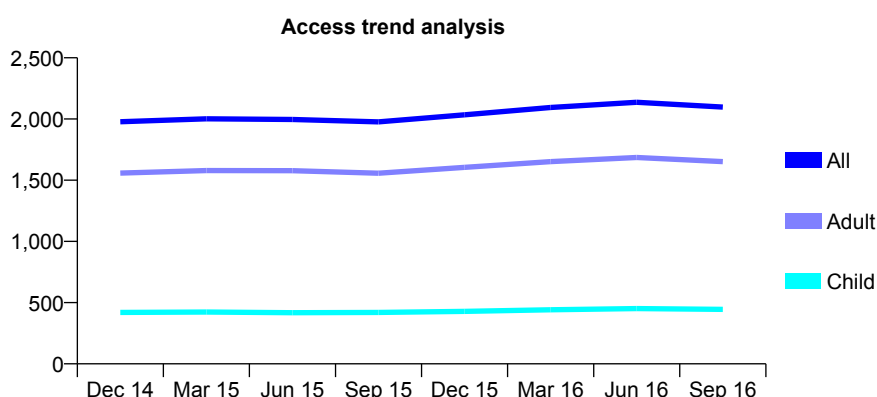
Q56 - Vital Signs At a Glance Contract Report for 855847/0001 - September 2016

Name or company name	MR A BEHNIA
Contract type name	GDS Contract
Purpose of contract	General
Contract start date	01/08/2006
Contract end date	

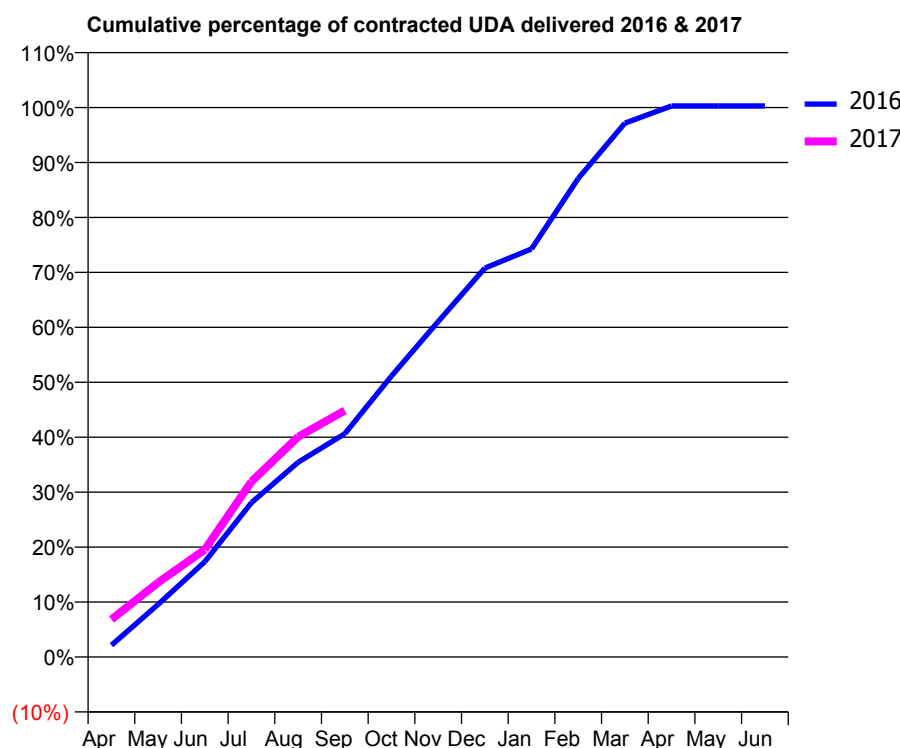
16/17 Contracted general activity (UDA)	5,679
Carry forward general activity (UDA)	-16
16/17 Contracted orthodontic activity (UOA)	0
Carry forward orthodontic activity (UOA)	0
Baseline contract value	£130,669.39

ACCESS*

Patients seen in 24 months	Total	Change since previous quarter
Quarter ending September 2015	1,977	
Quarter ending December 2015	2,034	↑
Quarter ending March 2016	2,094	↑
Quarter ending June 2016	2,137	↑
Quarter ending September 2016	2,097	↓
Variance since September 2015	6.1%	↑



ACTIVITY



Adjusted Scheduled Activity (UDA)		
Month	2016	2017
April	122	388
May	543	770
June	985	1,110
July	1,595	1,813
August	2,012	2,276
September	2,308	2,548
October	2,905	
November	3,467	
December	4,019	
January	4,217	
February	4,945	
March	5,517	
April	5,695	
May	5,695	
June	5,695	

QUALITY

	Quantity	Base Number	Contract	AT	Region	England
% of FP17s for the same patient ID Re-attending within 3 months - Children	18	331	5.4%	11.3%	12.0%	12.4%
% of FP17s for the same patient ID Re-attending within 3 months - Adults	73	1,125	6.5%	15.2%	15.9%	16.7%
% of FP17s for the same patient ID Re-attending between 3 & 9 months - Children	221	331	66.8%	58.7%	58.6%	57.4%
% of FP17s for the same patient ID Re-attending between 3 & 9 months - Adults	712	1,125	63.3%	50.0%	51.6%	50.5%
% of FP17s for Band 1 Urgent Courses	23	1,375	1.7%	9.7%	8.0%	9.1%
% of FP17s Relating to Free Repair or Replacements	1	1,375	0.1%	0.9%	0.8%	0.8%
% of FP17s Relating to Continuations	0	1,375	0.0%	1.3%	1.3%	1.3%
% of Patients satisfied with the dentistry they have received	4	4	N/A	91.2%	93.1%	93.2%
% of Patients satisfied with the time they had to wait for an appointment	4	4	N/A	85.6%	89.1%	89.0%

* This is based on patients treated on this contract for their most recent course of treatment. Figures in italics indicate the base number of FP17s or Patient Questionnaire responses are less than 100. N/A is shown where the base number of responses is less than 10 during the period. % is calculated as Quantity/Base number*100

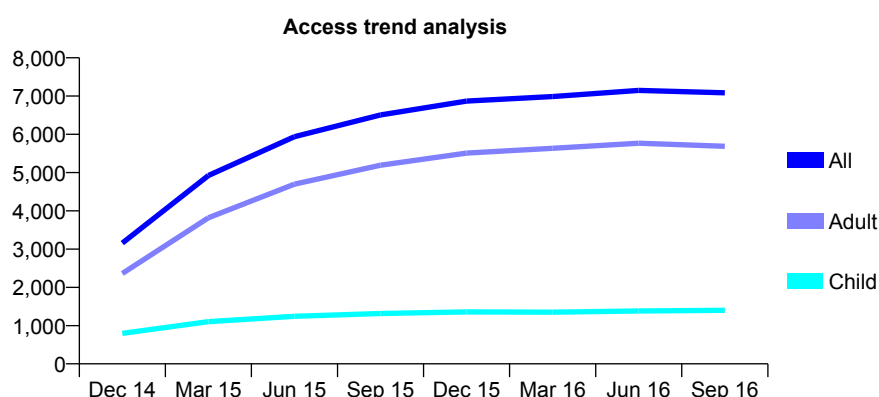
Q56 - Vital Signs At a Glance Contract Report for 883840/0001 - September 2016

Name or company name	MS I PODDAR
Contract type name	GDS Contract
Purpose of contract	General
Contract start date	01/08/2014
Contract end date	

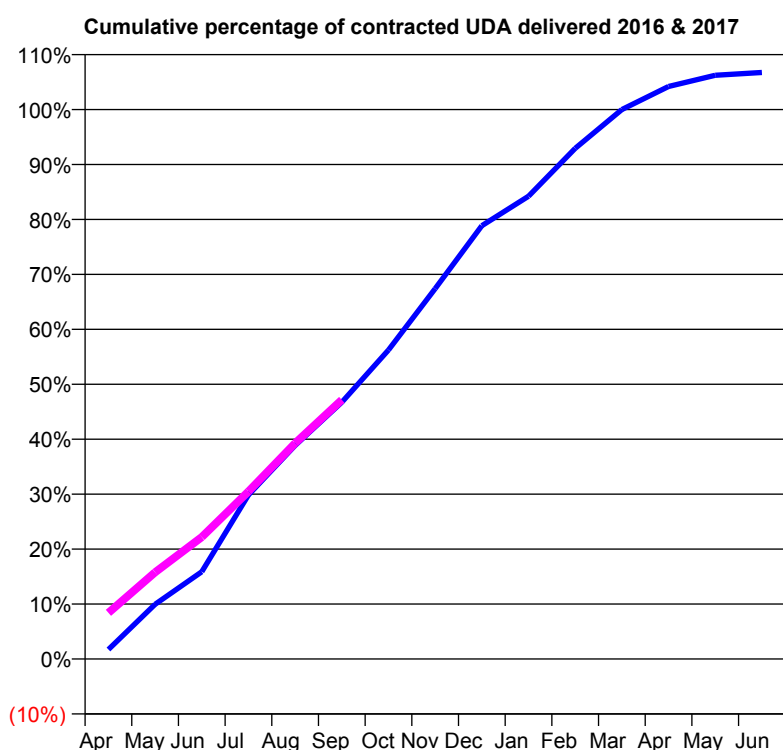
16/17 Contracted general activity (UDA)	21,000
Carry forward general activity (UDA)	-420
16/17 Contracted orthodontic activity (UOA)	0
Carry forward orthodontic activity (UOA)	0
Baseline contract value	£446,638.06

ACCESS*

Patients seen in 24 months	Total	Change since previous quarter
Quarter ending September 2015	6,507	
Quarter ending December 2015	6,868	↑
Quarter ending March 2016	6,986	→
Quarter ending June 2016	7,148	↑
Quarter ending September 2016	7,085	→
Variance since September 2015	8.9%	↑



ACTIVITY



Adjusted Scheduled Activity (UDA)		
Month	2016	2017
April	364	1,764
May	2,091	3,313
June	3,335	4,662
July	6,273	6,403
August	8,162	8,246
September	9,812	9,904
October	11,810	
November	14,153	
December	16,559	
January	17,685	
February	19,515	
March	20,996	
April	21,878	
May	22,309	
June	22,416	

QUALITY

	Quantity	Base Number	Contract	AT	Region	England
% of FP17s for the same patient ID Re-attending within 3 months - Children	58	1,086	5.3%	11.3%	12.0%	12.4%
% of FP17s for the same patient ID Re-attending within 3 months - Adults	590	4,016	14.7%	15.2%	15.9%	16.7%
% of FP17s for the same patient ID Re-attending between 3 & 9 months - Children	667	1,086	61.4%	58.7%	58.6%	57.4%
% of FP17s for the same patient ID Re-attending between 3 & 9 months - Adults	2,111	4,016	52.6%	50.0%	51.6%	50.5%
% of FP17s for Band 1 Urgent Courses	118	4,385	2.7%	9.7%	8.0%	9.1%
% of FP17s Relating to Free Repair or Replacements	113	4,385	2.6%	0.9%	0.8%	0.8%
% of FP17s Relating to Continuations	52	4,385	1.2%	1.3%	1.3%	1.3%
% of Patients satisfied with the dentistry they have received	6	7	N/A	91.2%	93.1%	93.2%
% of Patients satisfied with the time they had to wait for an appointment	5	7	N/A	85.6%	89.1%	89.0%

* This is based on patients treated on this contract for their most recent course of treatment. Figures in italics indicate the base number of FP17s or Patient Questionnaire responses are less than 100. N/A is shown where the base number of responses is less than 10 during the period. % is calculated as Quantity/Base number*100

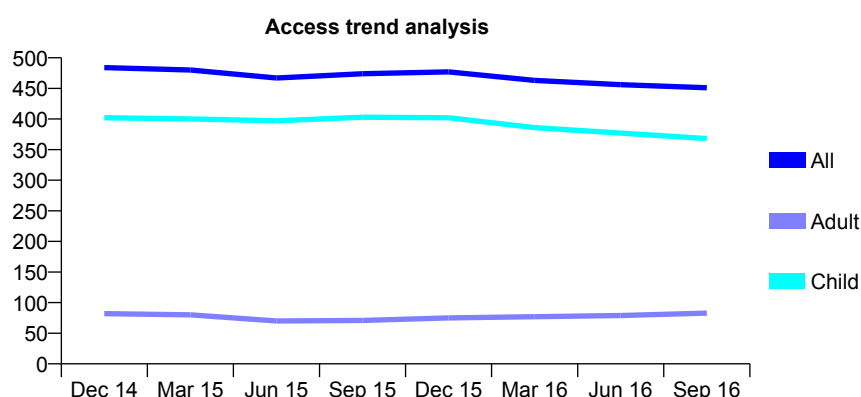
Q56 - Vital Signs At a Glance Contract Report for 904945/0001 - September 2016

Name or company name	MR GV SHAW
Contract type name	GDS Contract
Purpose of contract	General
Contract start date	01/04/2006
Contract end date	

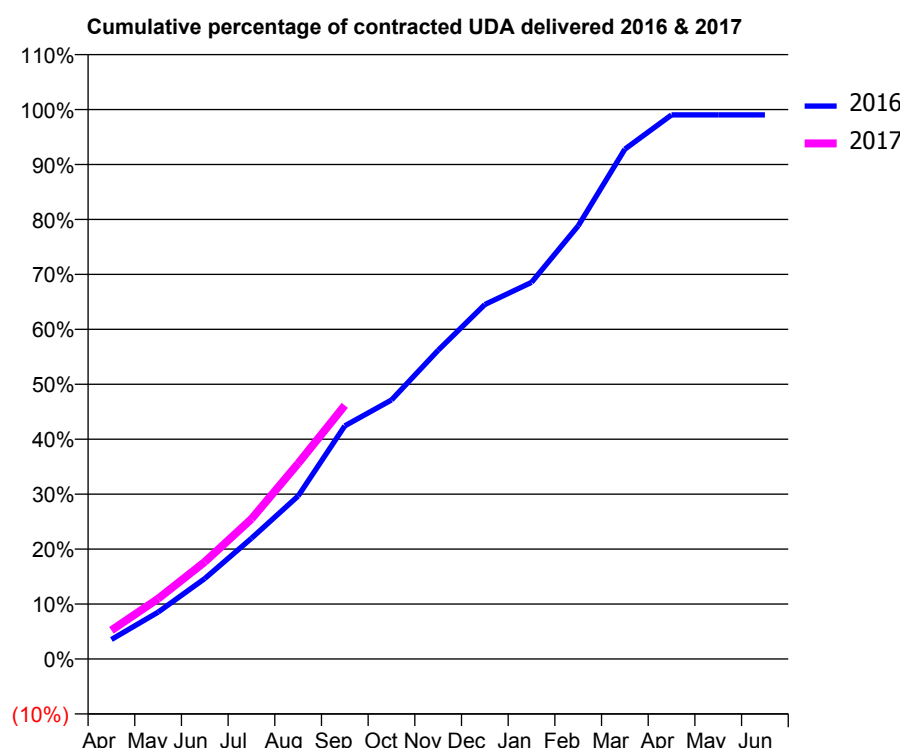
16/17 Contracted general activity (UDA)	1,586
Carry forward general activity (UDA)	16
16/17 Contracted orthodontic activity (UOA)	0
Carry forward orthodontic activity (UOA)	0
Baseline contract value	£40,943.09

ACCESS*

Patients seen in 24 months	Total	Change since previous quarter
Quarter ending September 2015	474	
Quarter ending December 2015	477	→
Quarter ending March 2016	463	↓
Quarter ending June 2016	456	↓
Quarter ending September 2016	451	↓
Variance since September 2015	(4.9%)	↓



ACTIVITY



Adjusted Scheduled Activity (UDA)		
Month	2016	2017
April	56	83
May	135	174
June	232	280
July	349	404
August	471	564
September	673	732
October	748	
November	891	
December	1,023	
January	1,087	
February	1,250	
March	1,471	
April	1,570	
May	1,570	
June	1,570	

QUALITY

	Quantity	Base Number	Contract	AT	Region	England
% of FP17s for the same patient ID Re-attending within 3 months - Children	28	336	8.3%	11.3%	12.0%	12.4%
% of FP17s for the same patient ID Re-attending within 3 months - Adults	1	29	3.4%	15.2%	15.9%	16.7%
% of FP17s for the same patient ID Re-attending between 3 & 9 months - Children	228	336	67.9%	58.7%	58.6%	57.4%
% of FP17s for the same patient ID Re-attending between 3 & 9 months - Adults	22	29	75.9%	50.0%	51.6%	50.5%
% of FP17s for Band 1 Urgent Courses	2	330	0.6%	9.7%	8.0%	9.1%
% of FP17s Relating to Free Repair or Replacements	0	330	0.0%	0.9%	0.8%	0.8%
% of FP17s Relating to Continuations	10	330	3.0%	1.3%	1.3%	1.3%
% of Patients satisfied with the dentistry they have received	1	1	N/A	91.2%	93.1%	93.2%
% of Patients satisfied with the time they had to wait for an appointment	1	1	N/A	85.6%	89.1%	89.0%

* This is based on patients treated on this contract for their most recent course of treatment. Figures in italics indicate the base number of FP17s or Patient Questionnaire responses are less than 100. N/A is shown where the base number of responses is less than 10 during the period. % is calculated as Quantity/Base number*100

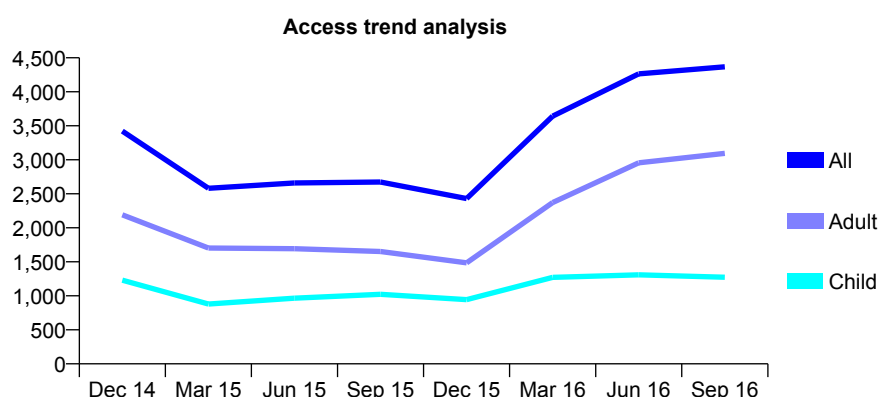
Q56 - Vital Signs At a Glance Contract Report for 905941/0001 - September 2016

Name or company name	MR JQ PEIRSON
Contract type name	GDS Contract
Purpose of contract	General and Orthodontic
Contract start date	01/04/2006
Contract end date	

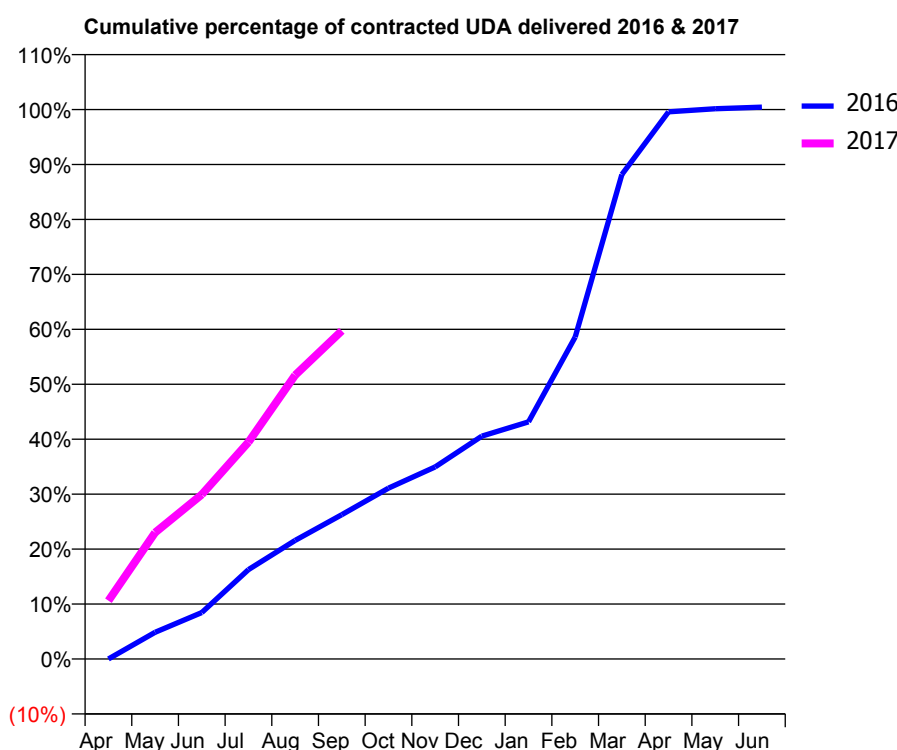
16/17 Contracted general activity (UDA)	10,641
Carry forward general activity (UDA)	-46
16/17 Contracted orthodontic activity (UOA)	68
Carry forward orthodontic activity (UOA)	0
Baseline contract value	£314,850.98

ACCESS*

Patients seen in 24 months	Total	Change since previous quarter
Quarter ending September 2015	2,673	
Quarter ending December 2015	2,430	↓
Quarter ending March 2016	3,643	↑
Quarter ending June 2016	4,264	↑
Quarter ending September 2016	4,368	↑
Variance since September 2015	63.4%	↑



ACTIVITY



Adjusted Scheduled Activity (UDA)		
Month	2016	2017
April	-1	1,131
May	518	2,449
June	900	3,186
July	1,731	4,201
August	2,296	5,496
September	2,795	6,355
October	3,310	
November	3,719	
December	4,316	
January	4,593	
February	6,235	
March	9,383	
April	10,596	
May	10,654	
June	10,687	

QUALITY

	Quantity	Base Number	Contract	AT	Region	England
% of FP17s for the same patient ID Re-attending within 3 months - Children	82	1,224	6.7%	11.3%	12.0%	12.4%
% of FP17s for the same patient ID Re-attending within 3 months - Adults	277	2,748	10.1%	15.2%	15.9%	16.7%
% of FP17s for the same patient ID Re-attending between 3 & 9 months - Children	657	1,224	53.7%	58.7%	58.6%	57.4%
% of FP17s for the same patient ID Re-attending between 3 & 9 months - Adults	760	2,748	27.7%	50.0%	51.6%	50.5%
% of FP17s for Band 1 Urgent Courses	216	3,442	6.3%	9.7%	8.0%	9.1%
% of FP17s Relating to Free Repair or Replacements	3	3,442	0.1%	0.9%	0.8%	0.8%
% of FP17s Relating to Continuations	23	3,442	0.7%	1.3%	1.3%	1.3%
% of Patients satisfied with the dentistry they have received	8	8	N/A	91.2%	93.1%	93.2%
% of Patients satisfied with the time they had to wait for an appointment	8	8	N/A	85.6%	89.1%	89.0%

* This is based on patients treated on this contract for their most recent course of treatment. Figures in italics indicate the base number of FP17s or Patient Questionnaire responses are less than 100. N/A is shown where the base number of responses is less than 10 during the period. % is calculated as Quantity/Base number*100

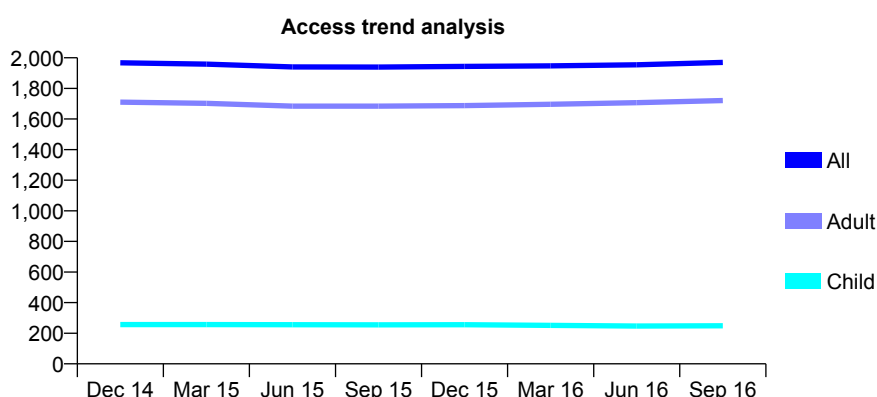
Q56 - Vital Signs At a Glance Contract Report for 906247/0001 - September 2016

Name or company name	MR PF CARTON
Contract type name	GDS Contract
Purpose of contract	General
Contract start date	01/04/2006
Contract end date	

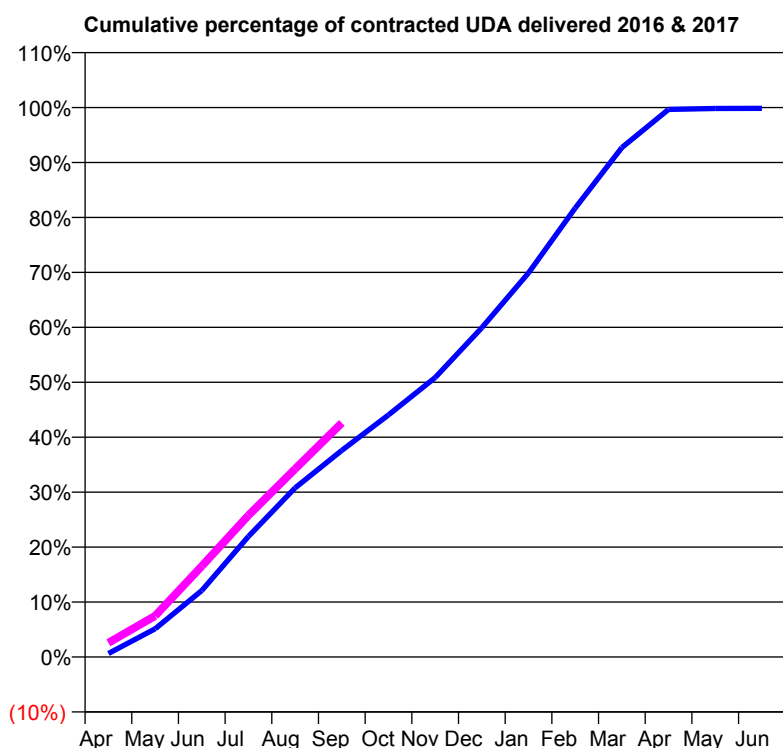
16/17 Contracted general activity (UDA)	5,493
Carry forward general activity (UDA)	8
16/17 Contracted orthodontic activity (UOA)	0
Carry forward orthodontic activity (UOA)	0
Baseline contract value	£116,772.84

ACCESS*

Patients seen in 24 months	Total	Change since previous quarter
Quarter ending September 2015	1,939	
Quarter ending December 2015	1,944	→
Quarter ending March 2016	1,947	→
Quarter ending June 2016	1,954	→
Quarter ending September 2016	1,970	→
Variance since September 2015	1.6%	→



ACTIVITY



Adjusted Scheduled Activity (UDA)		
Month	2016	2017
April	35	141
May	282	411
June	664	908
July	1,205	1,416
August	1,691	1,880
September	2,066	2,340
October	2,419	
November	2,793	
December	3,292	
January	3,840	
February	4,488	
March	5,093	
April	5,474	
May	5,484	
June	5,485	

QUALITY

	Quantity	Base Number	Contract	AT	Region	England
% of FP17s for the same patient ID Re-attending within 3 months - Children	16	208	7.7%	11.3%	12.0%	12.4%
% of FP17s for the same patient ID Re-attending within 3 months - Adults	261	1,450	18.0%	15.2%	15.9%	16.7%
% of FP17s for the same patient ID Re-attending between 3 & 9 months - Children	137	208	65.9%	58.7%	58.6%	57.4%
% of FP17s for the same patient ID Re-attending between 3 & 9 months - Adults	862	1,450	59.4%	50.0%	51.6%	50.5%
% of FP17s for Band 1 Urgent Courses	91	1,446	6.3%	9.7%	8.0%	9.1%
% of FP17s Relating to Free Repair or Replacements	23	1,446	1.6%	0.9%	0.8%	0.8%
% of FP17s Relating to Continuations	22	1,446	1.5%	1.3%	1.3%	1.3%
% of Patients satisfied with the dentistry they have received	5	5	N/A	91.2%	93.1%	93.2%
% of Patients satisfied with the time they had to wait for an appointment	5	5	N/A	85.6%	89.1%	89.0%

* This is based on patients treated on this contract for their most recent course of treatment. Figures in italics indicate the base number of FP17s or Patient Questionnaire responses are less than 100. N/A is shown where the base number of responses is less than 10 during the period. % is calculated as Quantity/Base number*100

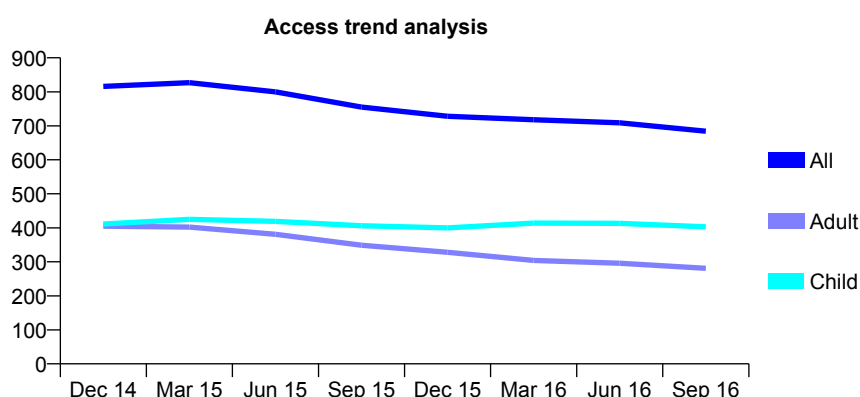
Q56 - Vital Signs At a Glance Contract Report for 907332/0001 - September 2016

Name or company name	MR HJ DHANJI
Contract type name	GDS Contract
Purpose of contract	General
Contract start date	01/04/2006
Contract end date	

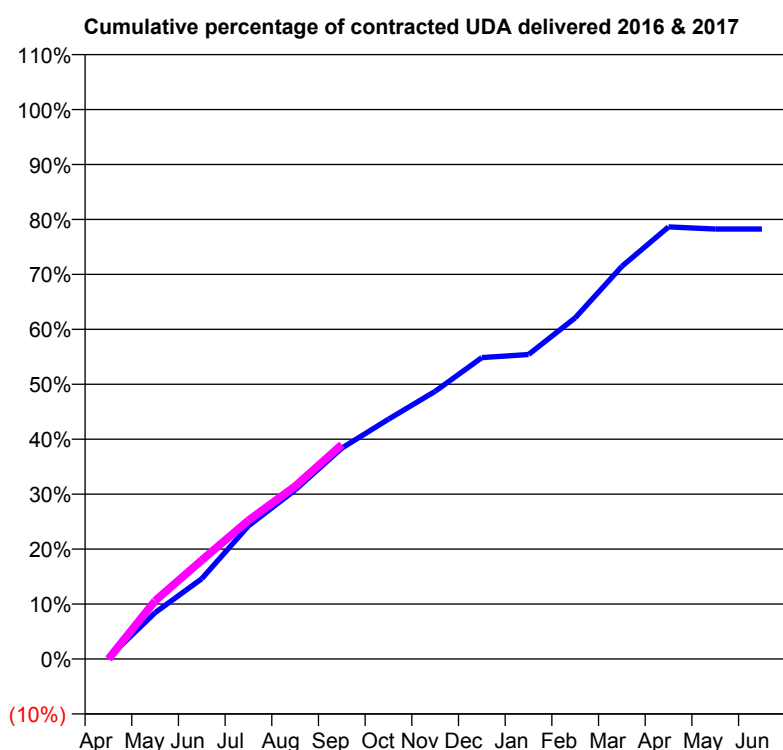
16/17 Contracted general activity (UDA)	1,616
Carry forward general activity (UDA)	0
16/17 Contracted orthodontic activity (UOA)	0
Carry forward orthodontic activity (UOA)	0
Baseline contract value	£37,136.35

ACCESS*

Patients seen in 24 months	Total	Change since previous quarter
Quarter ending September 2015	755	
Quarter ending December 2015	728	↓
Quarter ending March 2016	718	↓
Quarter ending June 2016	709	↓
Quarter ending September 2016	684	↓
Variance since September 2015	(9.4%)	↓



ACTIVITY



Adjusted Scheduled Activity (UDA)		
Month	2016	2017
April	4	0
May	136	171
June	236	291
July	392	408
August	497	508
September	620	630
October	705	
November	787	
December	886	
January	895	
February	1,003	
March	1,155	
April	1,271	
May	1,265	
June	1,265	

QUALITY

	Quantity	Base Number	Contract	AT	Region	England
% of FP17s for the same patient ID Re-attending within 3 months - Children	5	227	2.2%	11.3%	12.0%	12.4%
% of FP17s for the same patient ID Re-attending within 3 months - Adults	11	161	6.8%	15.2%	15.9%	16.7%
% of FP17s for the same patient ID Re-attending between 3 & 9 months - Children	56	227	24.7%	58.7%	58.6%	57.4%
% of FP17s for the same patient ID Re-attending between 3 & 9 months - Adults	91	161	56.5%	50.0%	51.6%	50.5%
% of FP17s for Band 1 Urgent Courses	6	342	1.8%	9.7%	8.0%	9.1%
% of FP17s Relating to Free Repair or Replacements	0	342	0.0%	0.9%	0.8%	0.8%
% of FP17s Relating to Continuations	0	342	0.0%	1.3%	1.3%	1.3%
% of Patients satisfied with the dentistry they have received	0	0	N/A	91.2%	93.1%	93.2%
% of Patients satisfied with the time they had to wait for an appointment	0	0	N/A	85.6%	89.1%	89.0%

* This is based on patients treated on this contract for their most recent course of treatment. Figures in italics indicate the base number of FP17s or Patient Questionnaire responses are less than 100. N/A is shown where the base number of responses is less than 10 during the period. % is calculated as Quantity/Base number*100

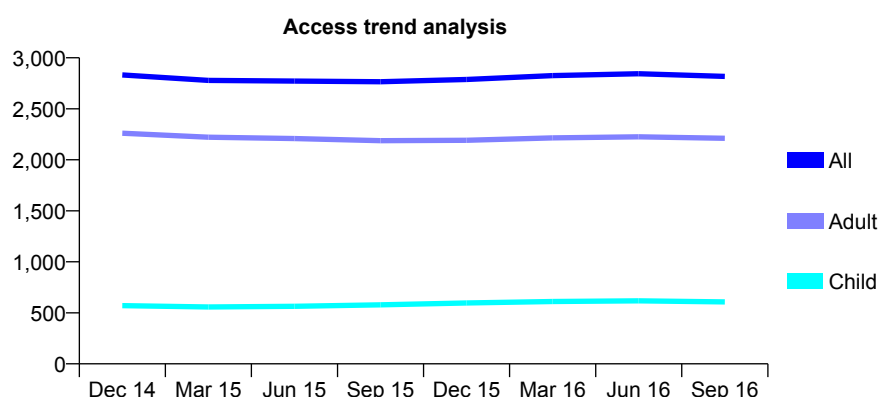
Q56 - Vital Signs At a Glance Contract Report for 908002/0001 - September 2016

Name or company name	MR DC TRENT
Contract type name	GDS Contract
Purpose of contract	General
Contract start date	01/04/2006
Contract end date	

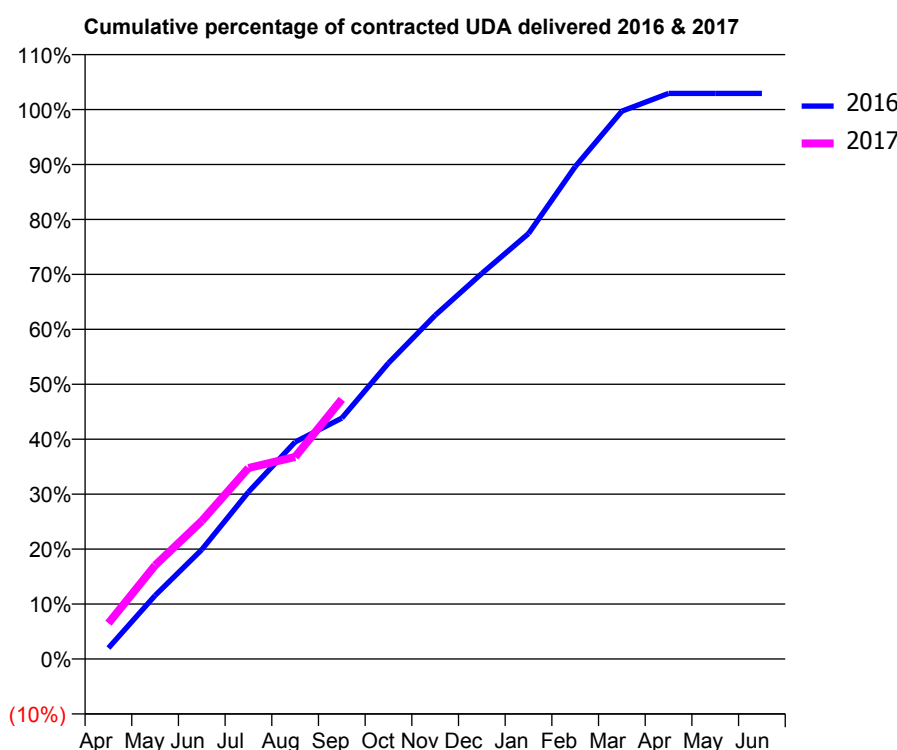
16/17 Contracted general activity (UDA)	8,137
Carry forward general activity (UDA)	-163
16/17 Contracted orthodontic activity (UOA)	0
Carry forward orthodontic activity (UOA)	0
Baseline contract value	£169,291.11

ACCESS*

Patients seen in 24 months	Total	Change since previous quarter
Quarter ending September 2015	2,765	
Quarter ending December 2015	2,788	→
Quarter ending March 2016	2,826	→
Quarter ending June 2016	2,844	→
Quarter ending September 2016	2,818	→
Variance since September 2015	1.9%	→



ACTIVITY



Adjusted Scheduled Activity (UDA)		
Month	2016	2017
April	163	531
May	942	1,388
June	1,620	2,046
July	2,473	2,828
August	3,213	2,992
September	3,568	3,846
October	4,383	
November	5,090	
December	5,710	
January	6,299	
February	7,291	
March	8,114	
April	8,375	
May	8,375	
June	8,375	

QUALITY

	Quantity	Base Number	Contract	AT	Region	England
% of FP17s for the same patient ID Re-attending within 3 months - Children	74	441	16.8%	11.3%	12.0%	12.4%
% of FP17s for the same patient ID Re-attending within 3 months - Adults	236	1,508	15.6%	15.2%	15.9%	16.7%
% of FP17s for the same patient ID Re-attending between 3 & 9 months - Children	199	441	45.1%	58.7%	58.6%	57.4%
% of FP17s for the same patient ID Re-attending between 3 & 9 months - Adults	700	1,508	46.4%	50.0%	51.6%	50.5%
% of FP17s for Band 1 Urgent Courses	104	1,766	5.9%	9.7%	8.0%	9.1%
% of FP17s Relating to Free Repair or Replacements	0	1,766	0.0%	0.9%	0.8%	0.8%
% of FP17s Relating to Continuations	37	1,766	2.1%	1.3%	1.3%	1.3%
% of Patients satisfied with the dentistry they have received	1	1	N/A	91.2%	93.1%	93.2%
% of Patients satisfied with the time they had to wait for an appointment	1	1	N/A	85.6%	89.1%	89.0%

* This is based on patients treated on this contract for their most recent course of treatment. Figures in italics indicate the base number of FP17s or Patient Questionnaire responses are less than 100. N/A is shown where the base number of responses is less than 10 during the period. % is calculated as Quantity/Base number*100

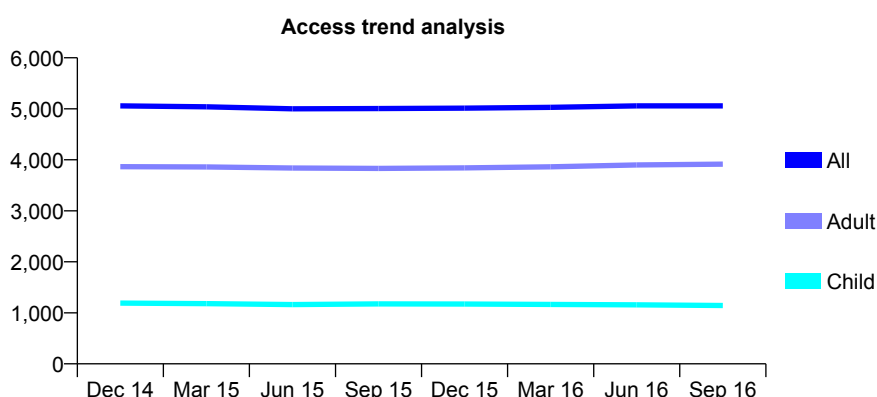
Q56 - Vital Signs At a Glance Contract Report for 910201/0001 - September 2016

Name or company name	Denise Taylor, Cheerag Raval, Gemma Ra
Contract type name	GDS Contract
Purpose of contract	General
Contract start date	01/04/2006
Contract end date	

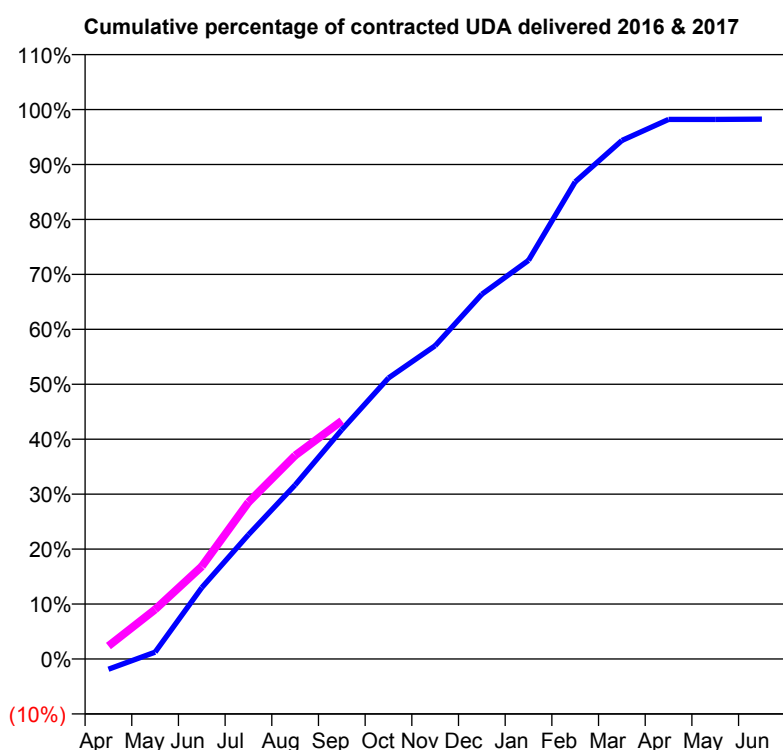
16/17 Contracted general activity (UDA)	14,239
Carry forward general activity (UDA)	249
16/17 Contracted orthodontic activity (UOA)	0
Carry forward orthodontic activity (UOA)	0
Baseline contract value	£302,699.52

ACCESS*

Patients seen in 24 months	Total	Change since previous quarter
Quarter ending September 2015	5,006	
Quarter ending December 2015	5,014	→
Quarter ending March 2016	5,029	→
Quarter ending June 2016	5,057	→
Quarter ending September 2016	5,058	→
Variance since September 2015	1.0%	→



ACTIVITY



Adjusted Scheduled Activity (UDA)		
Month	2016	2017
April	-267	337
May	178	1,284
June	1,851	2,399
July	3,224	4,061
August	4,510	5,275
September	5,942	6,173
October	7,283	
November	8,120	
December	9,452	
January	10,331	
February	12,365	
March	13,437	
April	13,983	
May	13,984	
June	13,990	

QUALITY

	Quantity	Base Number	Contract	AT	Region	England
% of FP17s for the same patient ID Re-attending within 3 months - Children	159	1,135	14.0%	11.3%	12.0%	12.4%
% of FP17s for the same patient ID Re-attending within 3 months - Adults	432	2,609	16.6%	15.2%	15.9%	16.7%
% of FP17s for the same patient ID Re-attending between 3 & 9 months - Children	822	1,135	72.4%	58.7%	58.6%	57.4%
% of FP17s for the same patient ID Re-attending between 3 & 9 months - Adults	1,091	2,609	41.8%	50.0%	51.6%	50.5%
% of FP17s for Band 1 Urgent Courses	172	3,484	4.9%	9.7%	8.0%	9.1%
% of FP17s Relating to Free Repair or Replacements	28	3,484	0.8%	0.9%	0.8%	0.8%
% of FP17s Relating to Continuations	42	3,484	1.2%	1.3%	1.3%	1.3%
% of Patients satisfied with the dentistry they have received	18	20	90.0%	91.2%	93.1%	93.2%
% of Patients satisfied with the time they had to wait for an appointment	20	20	100.0%	85.6%	89.1%	89.0%

* This is based on patients treated on this contract for their most recent course of treatment. Figures in italics indicate the base number of FP17s or Patient Questionnaire responses are less than 100. N/A is shown where the base number of responses is less than 10 during the period. % is calculated as Quantity/Base number*100

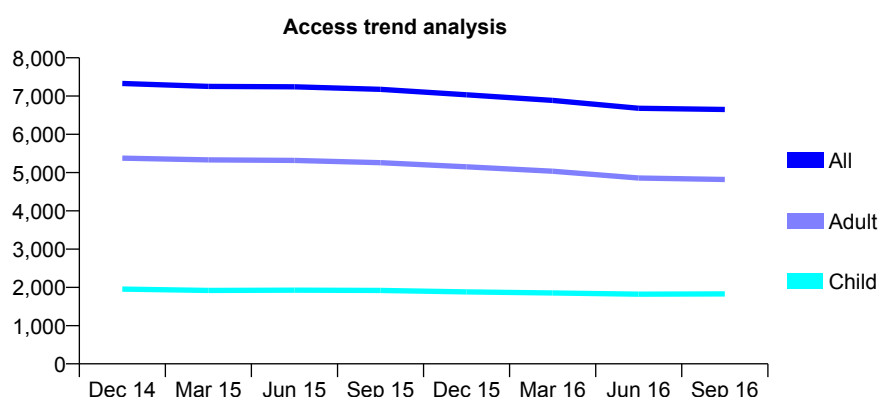
Q56 - Vital Signs At a Glance Contract Report for 915246/0001 - September 2016

Name or company name	MRS CH JACKMAN
Contract type name	GDS Contract
Purpose of contract	General
Contract start date	01/04/2006
Contract end date	

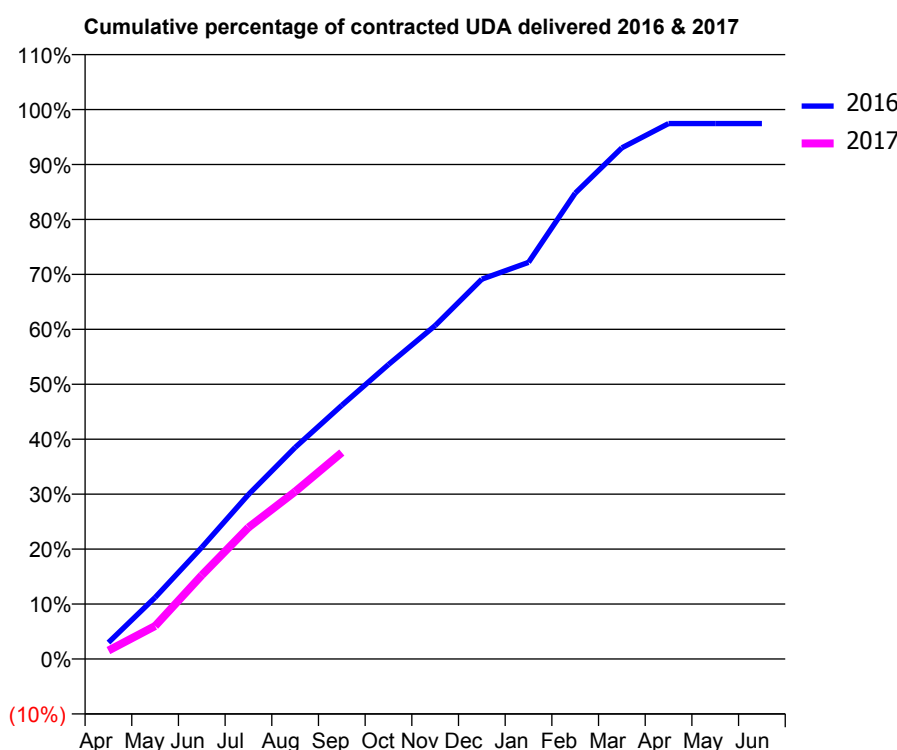
16/17 Contracted general activity (UDA)	20,400
Carry forward general activity (UDA)	523
16/17 Contracted orthodontic activity (UOA)	0
Carry forward orthodontic activity (UOA)	0
Baseline contract value	£536,030.70

ACCESS*

Patients seen in 24 months	Total	Change since previous quarter
Quarter ending September 2015	7,175	
Quarter ending December 2015	7,034	↓
Quarter ending March 2016	6,888	↓
Quarter ending June 2016	6,682	↓
Quarter ending September 2016	6,648	→
Variance since September 2015	(7.3%)	↓



ACTIVITY



Adjusted Scheduled Activity (UDA)		
Month	2016	2017
April	611	313
May	2,285	1,225
June	4,147	3,110
July	6,107	4,884
August	7,854	6,214
September	9,418	7,664
October	10,934	
November	12,378	
December	14,103	
January	14,726	
February	17,294	
March	18,976	
April	19,877	
May	19,877	
June	19,877	

QUALITY

	Quantity	Base Number	Contract	AT	Region	England
% of FP17s for the same patient ID Re-attending within 3 months - Children	108	1,399	7.7%	11.3%	12.0%	12.4%
% of FP17s for the same patient ID Re-attending within 3 months - Adults	595	3,465	17.2%	15.2%	15.9%	16.7%
% of FP17s for the same patient ID Re-attending between 3 & 9 months - Children	941	1,399	67.3%	58.7%	58.6%	57.4%
% of FP17s for the same patient ID Re-attending between 3 & 9 months - Adults	1,613	3,465	46.6%	50.0%	51.6%	50.5%
% of FP17s for Band 1 Urgent Courses	85	4,440	1.9%	9.7%	8.0%	9.1%
% of FP17s Relating to Free Repair or Replacements	66	4,440	1.5%	0.9%	0.8%	0.8%
% of FP17s Relating to Continuations	256	4,440	5.8%	1.3%	1.3%	1.3%
% of Patients satisfied with the dentistry they have received	12	15	80.0%	91.2%	93.1%	93.2%
% of Patients satisfied with the time they had to wait for an appointment	13	15	86.7%	85.6%	89.1%	89.0%

* This is based on patients treated on this contract for their most recent course of treatment. Figures in italics indicate the base number of FP17s or Patient Questionnaire responses are less than 100. N/A is shown where the base number of responses is less than 10 during the period. % is calculated as Quantity/Base number*100

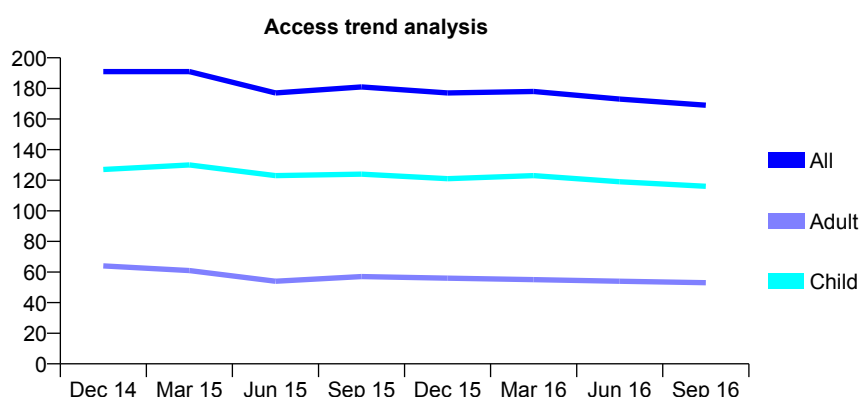
Q56 - Vital Signs At a Glance Contract Report for 920924/0001 - September 2016

Name or company name	MR JM STOKES
Contract type name	GDS Contract
Purpose of contract	General
Contract start date	01/01/2007
Contract end date	

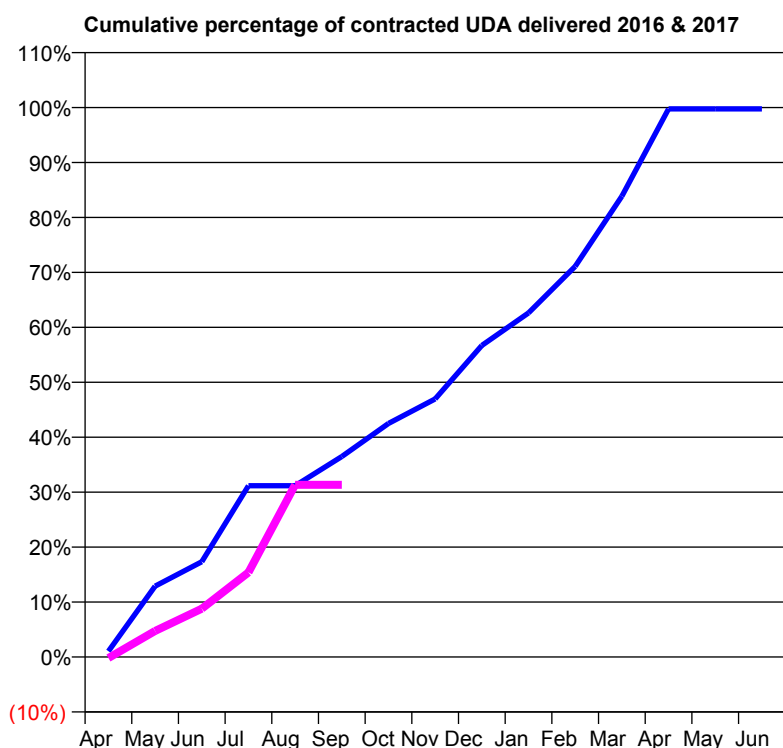
16/17 Contracted general activity (UDA)	473
Carry forward general activity (UDA)	1
16/17 Contracted orthodontic activity (UOA)	0
Carry forward orthodontic activity (UOA)	0
Baseline contract value	£13,813.66

ACCESS*

Patients seen in 24 months	Total	Change since previous quarter
Quarter ending September 2015	181	
Quarter ending December 2015	177	↓
Quarter ending March 2016	178	→
Quarter ending June 2016	173	↓
Quarter ending September 2016	169	↓
Variance since September 2015	(6.6%)	↓



ACTIVITY



Month	Adjusted Scheduled Activity (UDA)	
	2016	2017
April	5	-1
May	61	22
June	82	42
July	147	73
August	147	148
September	173	148
October	201	
November	222	
December	268	
January	296	
February	336	
March	397	
April	472	
May	472	
June	472	

QUALITY

	Quantity	Base Number	Contract	AT	Region	England
% of FP17s for the same patient ID Re-attending within 3 months - Children	4	73	5.5%	11.3%	12.0%	12.4%
% of FP17s for the same patient ID Re-attending within 3 months - Adults	9	31	29.0%	15.2%	15.9%	16.7%
% of FP17s for the same patient ID Re-attending between 3 & 9 months - Children	46	73	63.0%	58.7%	58.6%	57.4%
% of FP17s for the same patient ID Re-attending between 3 & 9 months - Adults	9	31	29.0%	50.0%	51.6%	50.5%
% of FP17s for Band 1 Urgent Courses	6	80	7.5%	9.7%	8.0%	9.1%
% of FP17s Relating to Free Repair or Replacements	0	80	0.0%	0.9%	0.8%	0.8%
% of FP17s Relating to Continuations	0	80	0.0%	1.3%	1.3%	1.3%
% of Patients satisfied with the dentistry they have received	0	0	N/A	91.2%	93.1%	93.2%
% of Patients satisfied with the time they had to wait for an appointment	0	0	N/A	85.6%	89.1%	89.0%

* This is based on patients treated on this contract for their most recent course of treatment. Figures in italics indicate the base number of FP17s or Patient Questionnaire responses are less than 100. N/A is shown where the base number of responses is less than 10 during the period. % is calculated as Quantity/Base number*100

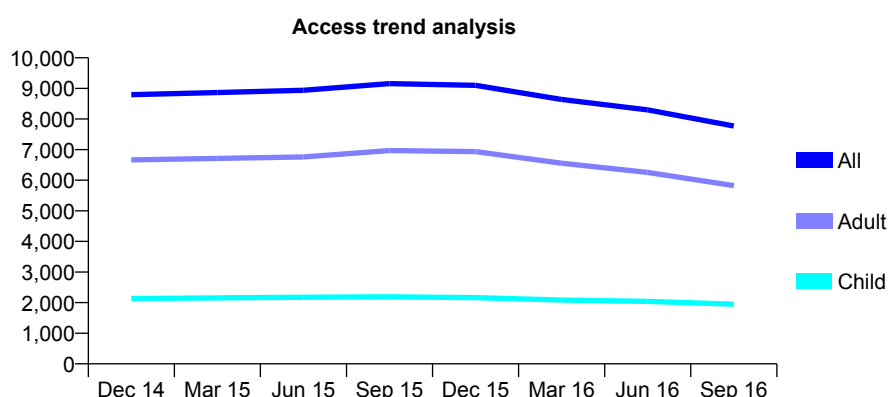
Q56 - Vital Signs At a Glance Contract Report for 920959/0001 - September 2016

Name or company name	MR OB QURESHI
Contract type name	GDS Contract
Purpose of contract	General
Contract start date	01/04/2006
Contract end date	

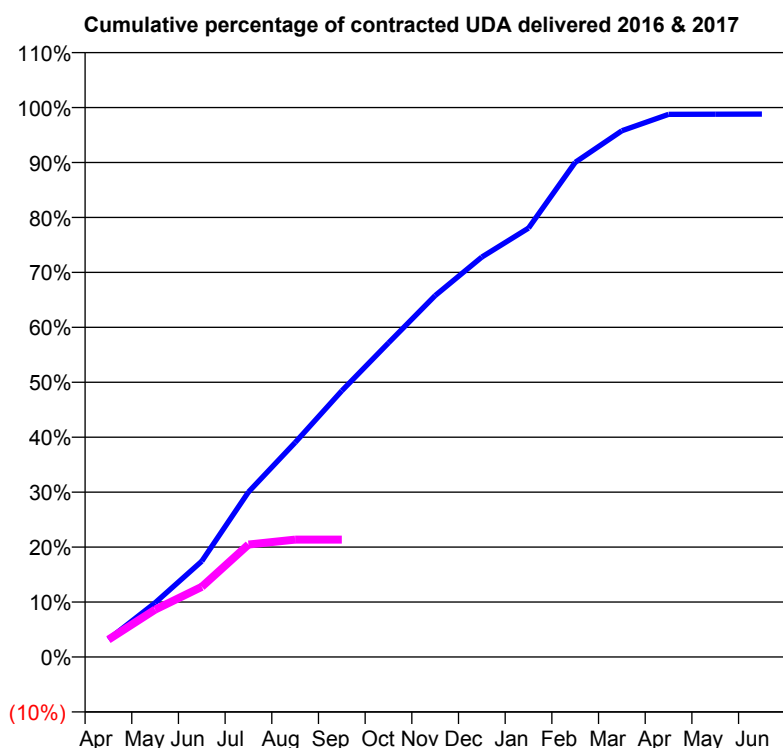
16/17 Contracted general activity (UDA)	22,001
Carry forward general activity (UDA)	264
16/17 Contracted orthodontic activity (UOA)	0
Carry forward orthodontic activity (UOA)	0
Baseline contract value	£660,889.29

ACCESS*

Patients seen in 24 months	Total	Change since previous quarter
Quarter ending September 2015	9,157	
Quarter ending December 2015	9,099	→
Quarter ending March 2016	8,638	↓
Quarter ending June 2016	8,298	↓
Quarter ending September 2016	7,773	↓
Variance since September 2015	(15.1%)	↓



ACTIVITY



Adjusted Scheduled Activity (UDA)		
Month	2016	2017
April	705	695
May	2,171	1,897
June	3,835	2,812
July	6,608	4,502
August	8,590	4,699
September	10,657	4,699
October	12,575	
November	14,473	
December	16,016	
January	17,171	
February	19,804	
March	21,071	
April	21,730	
May	21,734	
June	21,737	

QUALITY

	Quantity	Base Number	Contract	AT	Region	England
% of FP17s for the same patient ID Re-attending within 3 months - Children	50	829	6.0%	11.3%	12.0%	12.4%
% of FP17s for the same patient ID Re-attending within 3 months - Adults	198	1,915	10.3%	15.2%	15.9%	16.7%
% of FP17s for the same patient ID Re-attending between 3 & 9 months - Children	486	829	58.6%	58.7%	58.6%	57.4%
% of FP17s for the same patient ID Re-attending between 3 & 9 months - Adults	964	1,915	50.3%	50.0%	51.6%	50.5%
% of FP17s for Band 1 Urgent Courses	173	2,388	7.2%	9.7%	8.0%	9.1%
% of FP17s Relating to Free Repair or Replacements	16	2,388	0.7%	0.9%	0.8%	0.8%
% of FP17s Relating to Continuations	4	2,388	0.2%	1.3%	1.3%	1.3%
% of Patients satisfied with the dentistry they have received	2	2	N/A	91.2%	93.1%	93.2%
% of Patients satisfied with the time they had to wait for an appointment	2	2	N/A	85.6%	89.1%	89.0%

* This is based on patients treated on this contract for their most recent course of treatment. Figures in italics indicate the base number of FP17s or Patient Questionnaire responses are less than 100. N/A is shown where the base number of responses is less than 10 during the period. % is calculated as Quantity/Base number*100

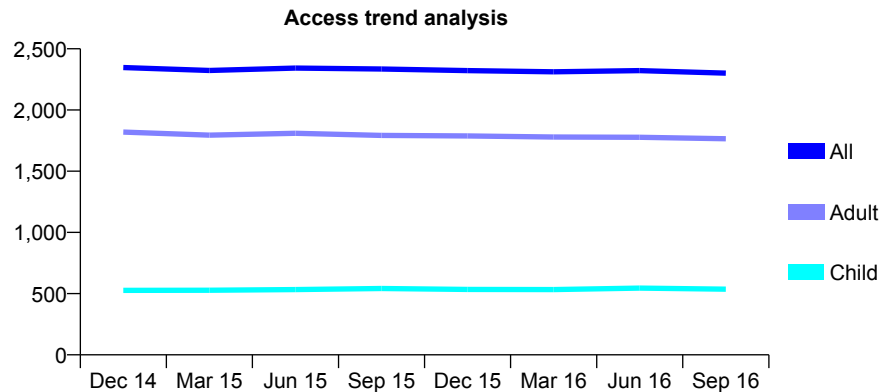
Q56 - Vital Signs At a Glance Contract Report for 926396/0001 - September 2016

Name or company name	MRS TL KLEINHANS
Contract type name	PDS Contract
Purpose of contract	General
Contract start date	01/04/2010
Contract end date	31/03/2018

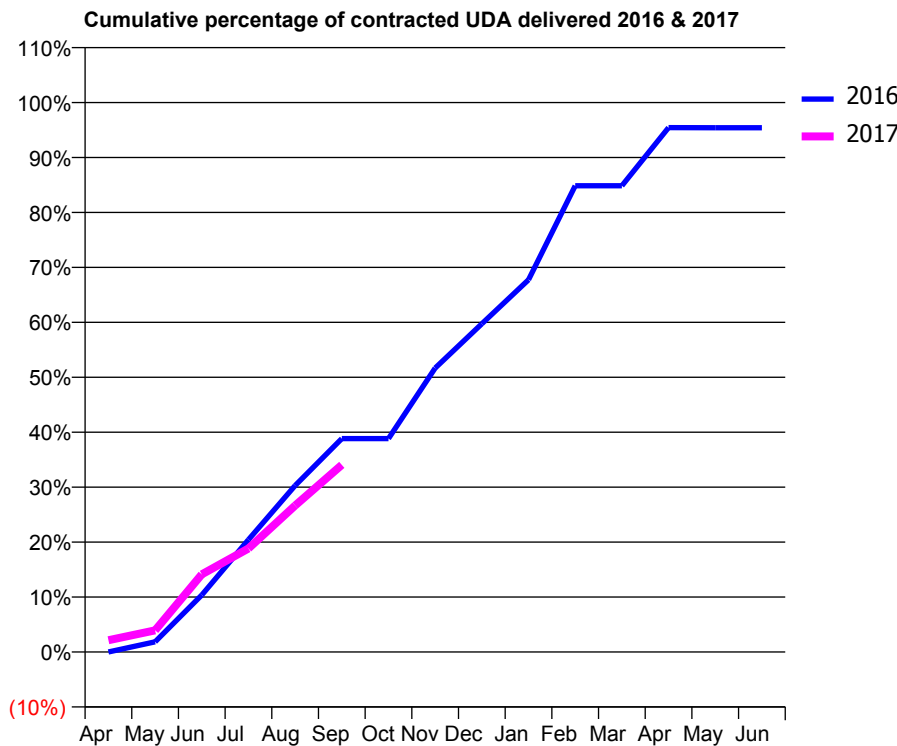
16/17 Contracted general activity (UDA)	7,000
Carry forward general activity (UDA)	0
16/17 Contracted orthodontic activity (UOA)	0
Carry forward orthodontic activity (UOA)	0
Baseline contract value	£172,670.95

ACCESS*

Patients seen in 24 months	Total	Change since previous quarter
Quarter ending September 2015	2,335	
Quarter ending December 2015	2,322	→
Quarter ending March 2016	2,312	→
Quarter ending June 2016	2,322	→
Quarter ending September 2016	2,301	→
Variance since September 2015	(1.5%)	↓



ACTIVITY



Adjusted Scheduled Activity (UDA)		
Month	2016	2017
April	0	150
May	130	276
June	727	990
July	1,431	1,319
August	2,121	1,865
September	2,718	2,384
October	2,718	
November	3,617	
December	4,182	
January	4,742	
February	5,940	
March	5,940	
April	6,680	
May	6,679	
June	6,679	

QUALITY

	Quantity	Base Number	Contract	AT	Region	England
% of FP17s for the same patient ID Re-attending within 3 months - Children	25	393	6.4%	11.3%	12.0%	12.4%
% of FP17s for the same patient ID Re-attending within 3 months - Adults	142	1,244	11.4%	15.2%	15.9%	16.7%
% of FP17s for the same patient ID Re-attending between 3 & 9 months - Children	276	393	70.2%	58.7%	58.6%	57.4%
% of FP17s for the same patient ID Re-attending between 3 & 9 months - Adults	753	1,244	60.5%	50.0%	51.6%	50.5%
% of FP17s for Band 1 Urgent Courses	13	1,240	1.0%	9.7%	8.0%	9.1%
% of FP17s Relating to Free Repair or Replacements	0	1,240	0.0%	0.9%	0.8%	0.8%
% of FP17s Relating to Continuations	0	1,240	0.0%	1.3%	1.3%	1.3%
% of Patients satisfied with the dentistry they have received	2	2	N/A	91.2%	93.1%	93.2%
% of Patients satisfied with the time they had to wait for an appointment	2	2	N/A	85.6%	89.1%	89.0%

* This is based on patients treated on this contract for their most recent course of treatment. Figures in italics indicate the base number of FP17s or Patient Questionnaire responses are less than 100. N/A is shown where the base number of responses is less than 10 during the period. % is calculated as Quantity/Base number*100

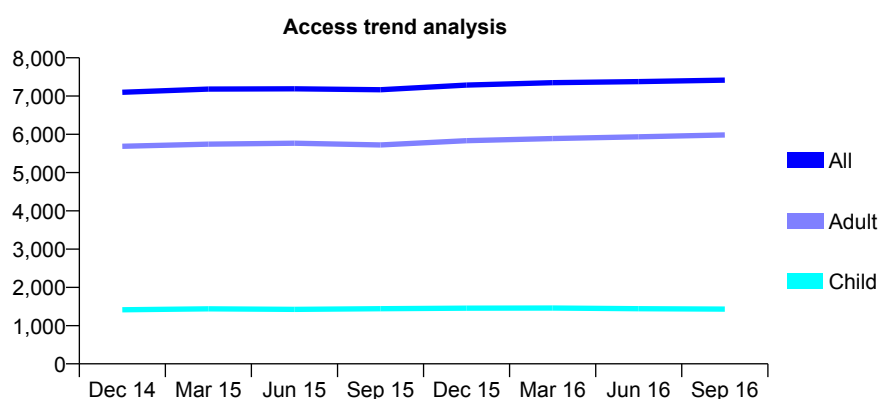
Q56 - Vital Signs At a Glance Contract Report for 927937/0001 - September 2016

Name or company name	MR NJ SUMSER-LUPSON
Contract type name	GDS Contract
Purpose of contract	General
Contract start date	01/04/2006
Contract end date	

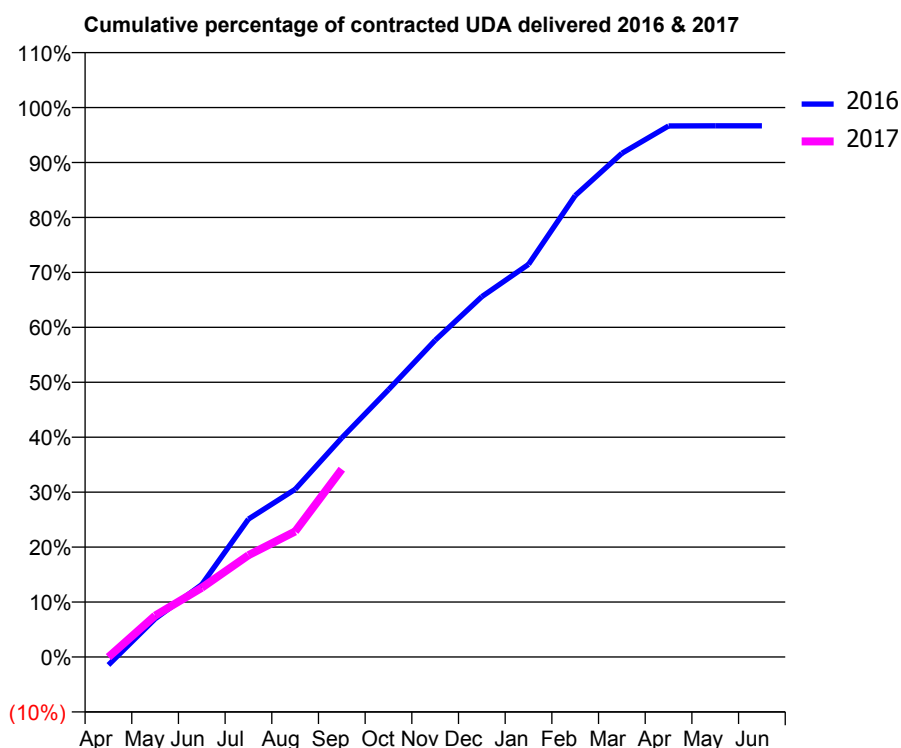
16/17 Contracted general activity (UDA)	16,739
Carry forward general activity (UDA)	543
16/17 Contracted orthodontic activity (UOA)	0
Carry forward orthodontic activity (UOA)	0
Baseline contract value	£375,207.93

ACCESS*

Patients seen in 24 months	Total	Change since previous quarter
Quarter ending September 2015	7,165	
Quarter ending December 2015	7,288	→
Quarter ending March 2016	7,349	→
Quarter ending June 2016	7,377	→
Quarter ending September 2016	7,415	→
Variance since September 2015	3.5%	↑



ACTIVITY



Adjusted Scheduled Activity (UDA)		
Month	2016	2017
April	-241	-8
May	1,136	1,262
June	2,155	2,111
July	4,101	3,102
August	4,987	3,826
September	6,518	5,721
October	7,949	
November	9,418	
December	10,713	
January	11,674	
February	13,721	
March	14,976	
April	15,792	
May	15,793	
June	15,796	

QUALITY

	Quantity	Base Number	Contract	AT	Region	England
% of FP17s for the same patient ID Re-attending within 3 months - Children	48	969	5.0%	11.3%	12.0%	12.4%
% of FP17s for the same patient ID Re-attending within 3 months - Adults	414	3,548	11.7%	15.2%	15.9%	16.7%
% of FP17s for the same patient ID Re-attending between 3 & 9 months - Children	595	969	61.4%	58.7%	58.6%	57.4%
% of FP17s for the same patient ID Re-attending between 3 & 9 months - Adults	1,584	3,548	44.6%	50.0%	51.6%	50.5%
% of FP17s for Band 1 Urgent Courses	317	3,986	8.0%	9.7%	8.0%	9.1%
% of FP17s Relating to Free Repair or Replacements	23	3,986	0.6%	0.9%	0.8%	0.8%
% of FP17s Relating to Continuations	42	3,986	1.1%	1.3%	1.3%	1.3%
% of Patients satisfied with the dentistry they have received	12	15	80.0%	91.2%	93.1%	93.2%
% of Patients satisfied with the time they had to wait for an appointment	15	15	100.0%	85.6%	89.1%	89.0%

* This is based on patients treated on this contract for their most recent course of treatment. Figures in italics indicate the base number of FP17s or Patient Questionnaire responses are less than 100. N/A is shown where the base number of responses is less than 10 during the period. % is calculated as Quantity/Base number*100

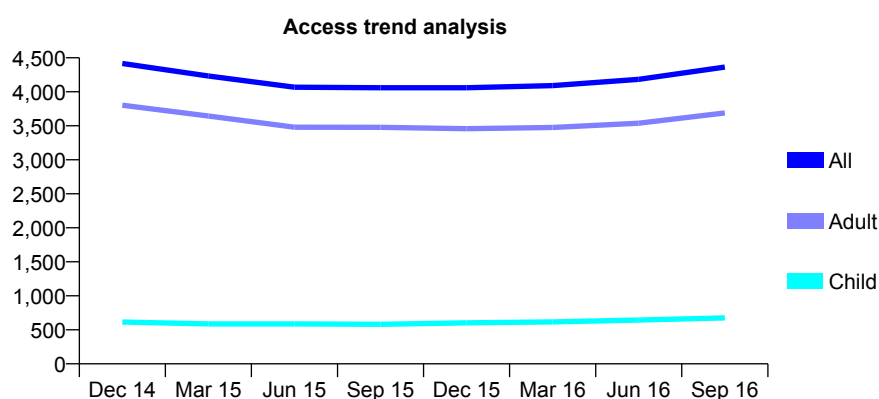
Q56 - Vital Signs At a Glance Contract Report for 929824/0001 - September 2016

Name or company name	MR B GHAEKHANY
Contract type name	GDS Contract
Purpose of contract	General
Contract start date	01/04/2006
Contract end date	

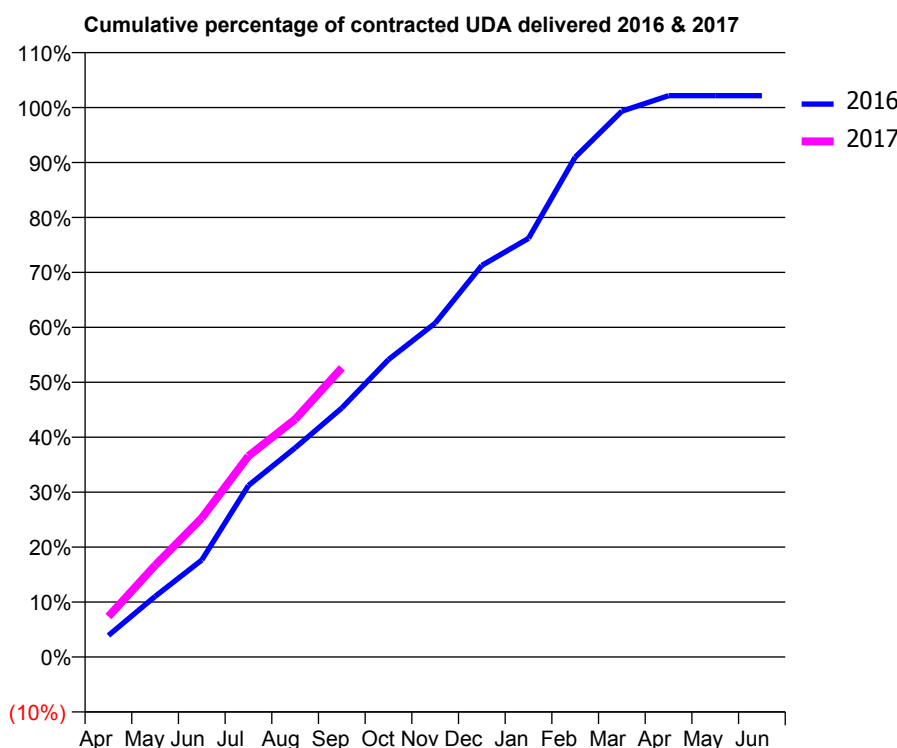
16/17 Contracted general activity (UDA)	10,295
Carry forward general activity (UDA)	-206
16/17 Contracted orthodontic activity (UOA)	0
Carry forward orthodontic activity (UOA)	0
Baseline contract value	£249,940.53

ACCESS*

Patients seen in 24 months	Total	Change since previous quarter
Quarter ending September 2015	4,060	
Quarter ending December 2015	4,059	→
Quarter ending March 2016	4,092	→
Quarter ending June 2016	4,183	↑
Quarter ending September 2016	4,364	↑
Variance since September 2015	7.5%	↑



ACTIVITY



Adjusted Scheduled Activity (UDA)		
Month	2016	2017
April	404	758
May	1,135	1,716
June	1,817	2,605
July	3,213	3,767
August	3,918	4,453
September	4,665	5,418
October	5,573	
November	6,253	
December	7,335	
January	7,843	
February	9,366	
March	10,228	
April	10,517	
May	10,517	
June	10,517	

QUALITY

	Quantity	Base Number	Contract	AT	Region	England
% of FP17s for the same patient ID Re-attending within 3 months - Children	22	518	4.2%	11.3%	12.0%	12.4%
% of FP17s for the same patient ID Re-attending within 3 months - Adults	407	2,737	14.9%	15.2%	15.9%	16.7%
% of FP17s for the same patient ID Re-attending between 3 & 9 months - Children	297	518	57.3%	58.7%	58.6%	57.4%
% of FP17s for the same patient ID Re-attending between 3 & 9 months - Adults	1,358	2,737	49.6%	50.0%	51.6%	50.5%
% of FP17s for Band 1 Urgent Courses	251	3,113	8.1%	9.7%	8.0%	9.1%
% of FP17s Relating to Free Repair or Replacements	3	3,113	0.1%	0.9%	0.8%	0.8%
% of FP17s Relating to Continuations	42	3,113	1.3%	1.3%	1.3%	1.3%
% of Patients satisfied with the dentistry they have received	3	3	N/A	91.2%	93.1%	93.2%
% of Patients satisfied with the time they had to wait for an appointment	2	3	N/A	85.6%	89.1%	89.0%

* This is based on patients treated on this contract for their most recent course of treatment. Figures in italics indicate the base number of FP17s or Patient Questionnaire responses are less than 100. N/A is shown where the base number of responses is less than 10 during the period. % is calculated as Quantity/Base number*100

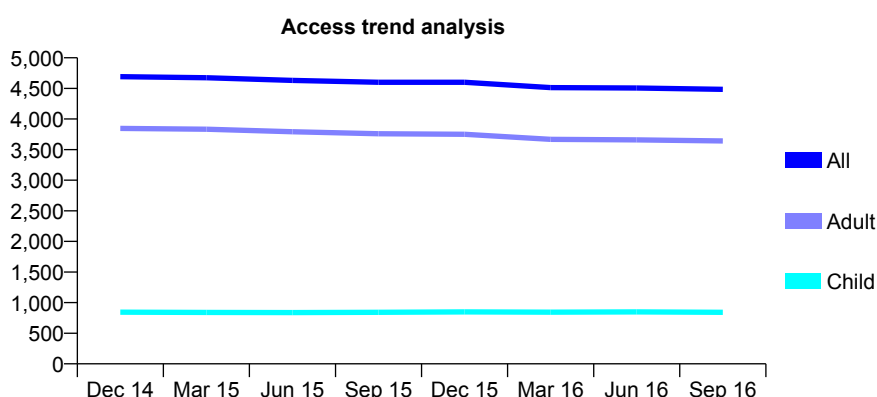
Q56 - Vital Signs At a Glance Contract Report for 931411/0003 - September 2016

Name or company name	MR M PATEL
Contract type name	GDS Contract
Purpose of contract	General
Contract start date	01/07/2012
Contract end date	

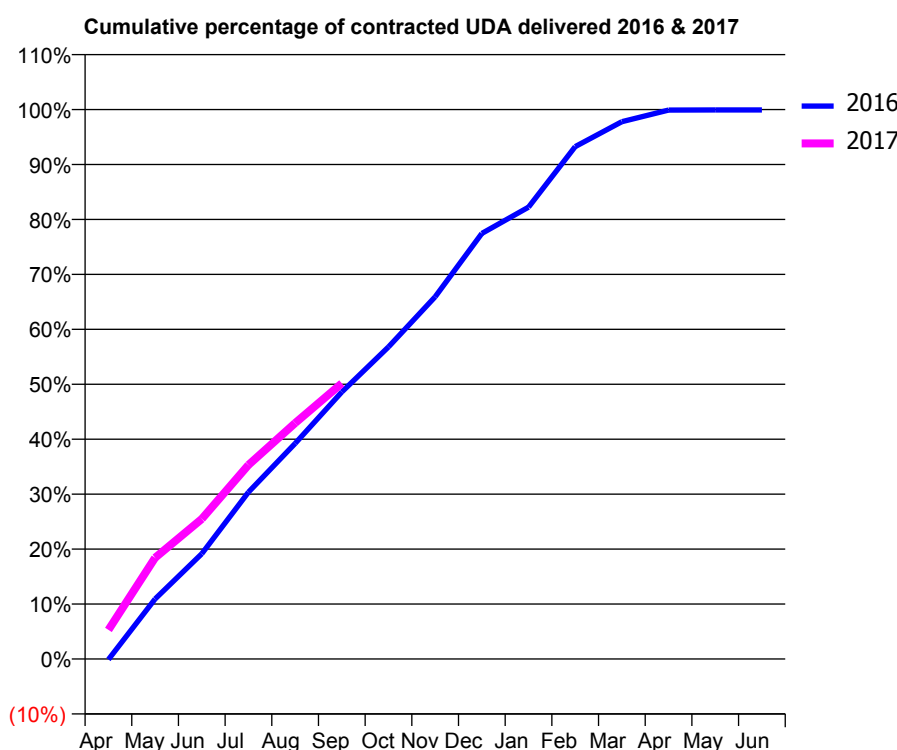
16/17 Contracted general activity (UDA)	15,000
Carry forward general activity (UDA)	13
16/17 Contracted orthodontic activity (UOA)	0
Carry forward orthodontic activity (UOA)	0
Baseline contract value	£377,268.75

ACCESS*

Patients seen in 24 months	Total	Change since previous quarter
Quarter ending September 2015	4,601	
Quarter ending December 2015	4,600	→
Quarter ending March 2016	4,513	↓
Quarter ending June 2016	4,507	→
Quarter ending September 2016	4,485	→
Variance since September 2015	(2.5%)	↓



ACTIVITY



Adjusted Scheduled Activity (UDA)		
Month	2016	2017
April	-18	796
May	1,642	2,763
June	2,872	3,822
July	4,557	5,298
August	5,885	6,439
September	7,290	7,526
October	8,518	
November	9,890	
December	11,617	
January	12,335	
February	13,987	
March	14,669	
April	14,986	
May	14,987	
June	14,987	

QUALITY

	Quantity	Base Number	Contract	AT	Region	England
% of FP17s for the same patient ID Re-attending within 3 months - Children	39	798	4.9%	11.3%	12.0%	12.4%
% of FP17s for the same patient ID Re-attending within 3 months - Adults	384	2,989	12.8%	15.2%	15.9%	16.7%
% of FP17s for the same patient ID Re-attending between 3 & 9 months - Children	584	798	73.2%	58.7%	58.6%	57.4%
% of FP17s for the same patient ID Re-attending between 3 & 9 months - Adults	1,718	2,989	57.5%	50.0%	51.6%	50.5%
% of FP17s for Band 1 Urgent Courses	327	3,496	9.4%	9.7%	8.0%	9.1%
% of FP17s Relating to Free Repair or Replacements	28	3,496	0.8%	0.9%	0.8%	0.8%
% of FP17s Relating to Continuations	21	3,496	0.6%	1.3%	1.3%	1.3%
% of Patients satisfied with the dentistry they have received	12	12	100.0%	91.2%	93.1%	93.2%
% of Patients satisfied with the time they had to wait for an appointment	11	12	91.7%	85.6%	89.1%	89.0%

* This is based on patients treated on this contract for their most recent course of treatment. Figures in italics indicate the base number of FP17s or Patient Questionnaire responses are less than 100. N/A is shown where the base number of responses is less than 10 during the period. % is calculated as Quantity/Base number*100

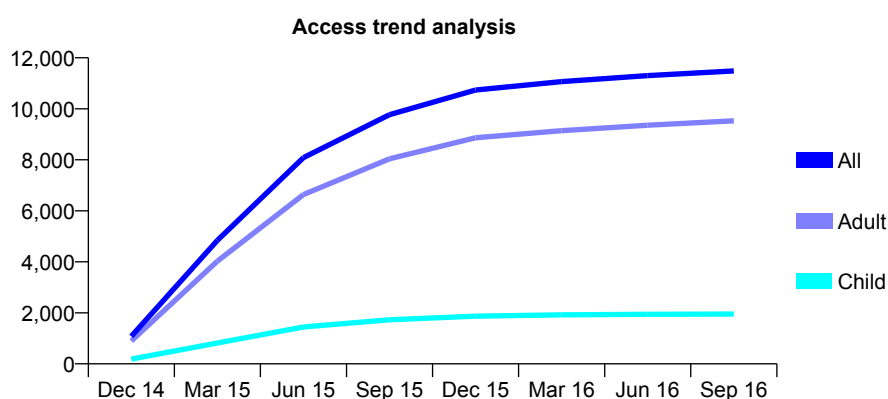
Q56 - Vital Signs At a Glance Contract Report for 931764/0001 - September 2016

Name or company name	MR MF BERGENDAL
Contract type name	GDS Contract
Purpose of contract	General
Contract start date	01/12/2014
Contract end date	

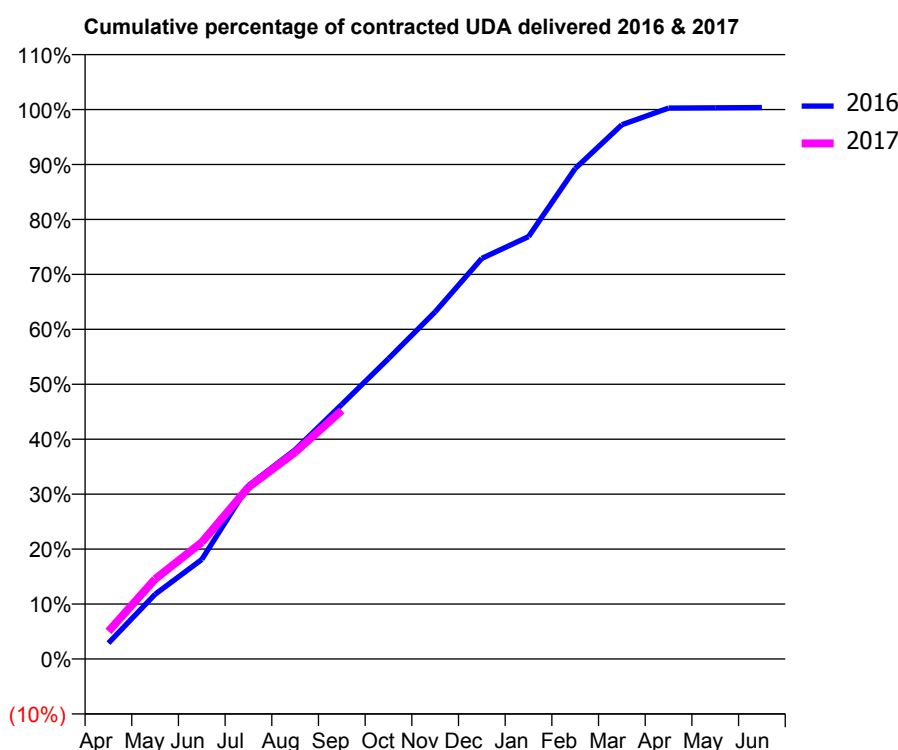
16/17 Contracted general activity (UDA)	28,637
Carry forward general activity (UDA)	-101
16/17 Contracted orthodontic activity (UOA)	0
Carry forward orthodontic activity (UOA)	0
Baseline contract value	£617,803.51

ACCESS*

Patients seen in 24 months	Total	Change since previous quarter
Quarter ending September 2015	9,769	
Quarter ending December 2015	10,736	↑
Quarter ending March 2016	11,068	↑
Quarter ending June 2016	11,300	↑
Quarter ending September 2016	11,486	→
Variance since September 2015	17.6%	↑



ACTIVITY



Adjusted Scheduled Activity (UDA)		
Month	2016	2017
April	830	1,441
May	3,376	4,168
June	5,185	6,082
July	9,038	8,957
August	10,907	10,775
September	13,272	12,959
October	15,652	
November	18,094	
December	20,879	
January	22,015	
February	25,562	
March	27,841	
April	28,710	
May	28,725	
June	28,738	

QUALITY

	Quantity	Base Number	Contract	AT	Region	England
% of FP17s for the same patient ID Re-attending within 3 months - Children	66	1,458	4.5%	11.3%	12.0%	12.4%
% of FP17s for the same patient ID Re-attending within 3 months - Adults	811	7,094	11.4%	15.2%	15.9%	16.7%
% of FP17s for the same patient ID Re-attending between 3 & 9 months - Children	881	1,458	60.4%	58.7%	58.6%	57.4%
% of FP17s for the same patient ID Re-attending between 3 & 9 months - Adults	4,007	7,094	56.5%	50.0%	51.6%	50.5%
% of FP17s for Band 1 Urgent Courses	491	7,959	6.2%	9.7%	8.0%	9.1%
% of FP17s Relating to Free Repair or Replacements	20	7,959	0.3%	0.9%	0.8%	0.8%
% of FP17s Relating to Continuations	102	7,959	1.3%	1.3%	1.3%	1.3%
% of Patients satisfied with the dentistry they have received	11	11	100.0%	91.2%	93.1%	93.2%
% of Patients satisfied with the time they had to wait for an appointment	11	11	100.0%	85.6%	89.1%	89.0%

* This is based on patients treated on this contract for their most recent course of treatment. Figures in italics indicate the base number of FP17s or Patient Questionnaire responses are less than 100. N/A is shown where the base number of responses is less than 10 during the period. % is calculated as Quantity/Base number*100

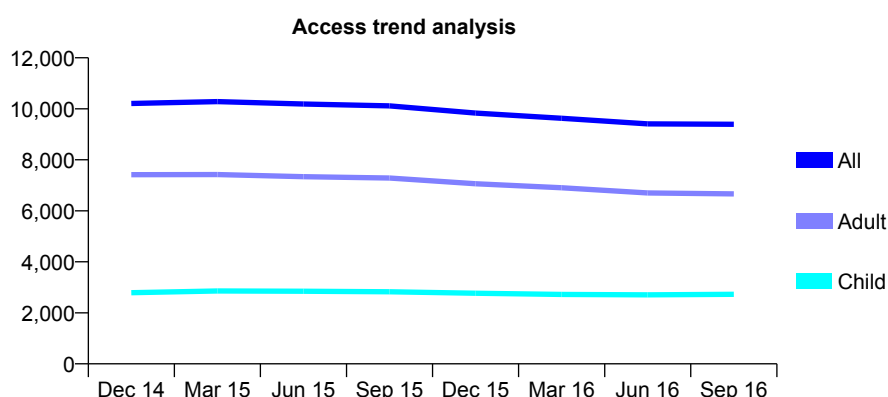
Q56 - Vital Signs At a Glance Contract Report for 933902/0001 - September 2016

Name or company name	MR KG MAKWANA
Contract type name	PDS Contract
Purpose of contract	General
Contract start date	01/04/2006
Contract end date	31/03/2018

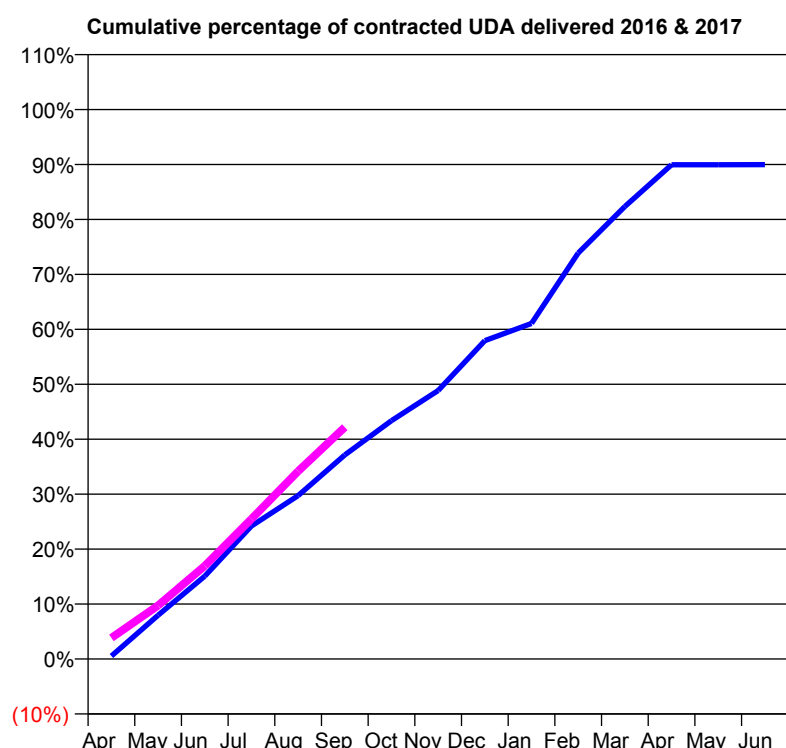
16/17 Contracted general activity (UDA)	25,000
Carry forward general activity (UDA)	0
16/17 Contracted orthodontic activity (UOA)	0
Carry forward orthodontic activity (UOA)	0
Baseline contract value	£676,741.44

ACCESS*

Patients seen in 24 months	Total	Change since previous quarter
Quarter ending September 2015	10,113	
Quarter ending December 2015	9,831	↓
Quarter ending March 2016	9,628	↓
Quarter ending June 2016	9,407	↓
Quarter ending September 2016	9,391	→
Variance since September 2015	(7.1%)	↓



ACTIVITY



Adjusted Scheduled Activity (UDA)		
Month	2016	2017
April	137	964
May	1,992	2,434
June	3,773	4,239
July	6,051	6,374
August	7,436	8,545
September	9,282	10,546
October	10,843	
November	12,215	
December	14,487	
January	15,268	
February	18,472	
March	20,585	
April	22,484	
May	22,489	
June	22,490	

QUALITY

	Quantity	Base Number	Contract	AT	Region	England
% of FP17s for the same patient ID Re-attending within 3 months - Children	157	2,068	7.6%	11.3%	12.0%	12.4%
% of FP17s for the same patient ID Re-attending within 3 months - Adults	697	4,799	14.5%	15.2%	15.9%	16.7%
% of FP17s for the same patient ID Re-attending between 3 & 9 months - Children	1,242	2,068	60.1%	58.7%	58.6%	57.4%
% of FP17s for the same patient ID Re-attending between 3 & 9 months - Adults	2,769	4,799	57.7%	50.0%	51.6%	50.5%
% of FP17s for Band 1 Urgent Courses	469	5,938	7.9%	9.7%	8.0%	9.1%
% of FP17s Relating to Free Repair or Replacements	79	5,938	1.3%	0.9%	0.8%	0.8%
% of FP17s Relating to Continuations	29	5,938	0.5%	1.3%	1.3%	1.3%
% of Patients satisfied with the dentistry they have received	0	1	N/A	91.2%	93.1%	93.2%
% of Patients satisfied with the time they had to wait for an appointment	0	1	N/A	85.6%	89.1%	89.0%

* This is based on patients treated on this contract for their most recent course of treatment. Figures in italics indicate the base number of FP17s or Patient Questionnaire responses are less than 100. N/A is shown where the base number of responses is less than 10 during the period. % is calculated as Quantity/Base number*100

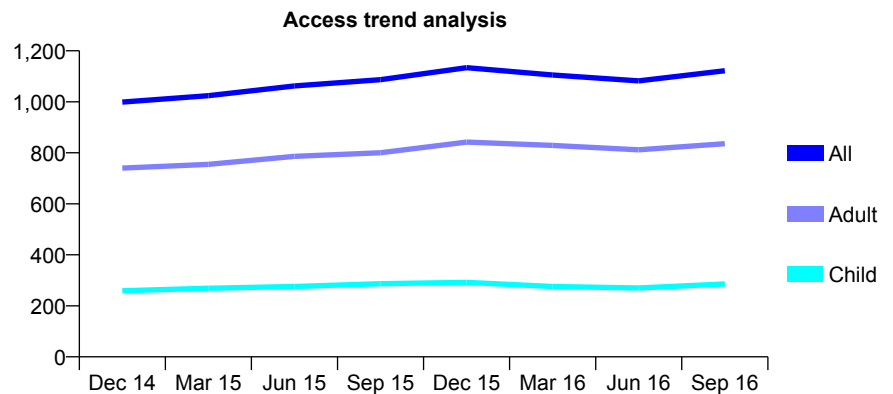
Q56 - Vital Signs At a Glance Contract Report for 934844/0001 - September 2016

Name or company name	MR S GHASEMZADEH KERMANSHAHI
Contract type name	GDS Contract
Purpose of contract	General
Contract start date	01/04/2006
Contract end date	

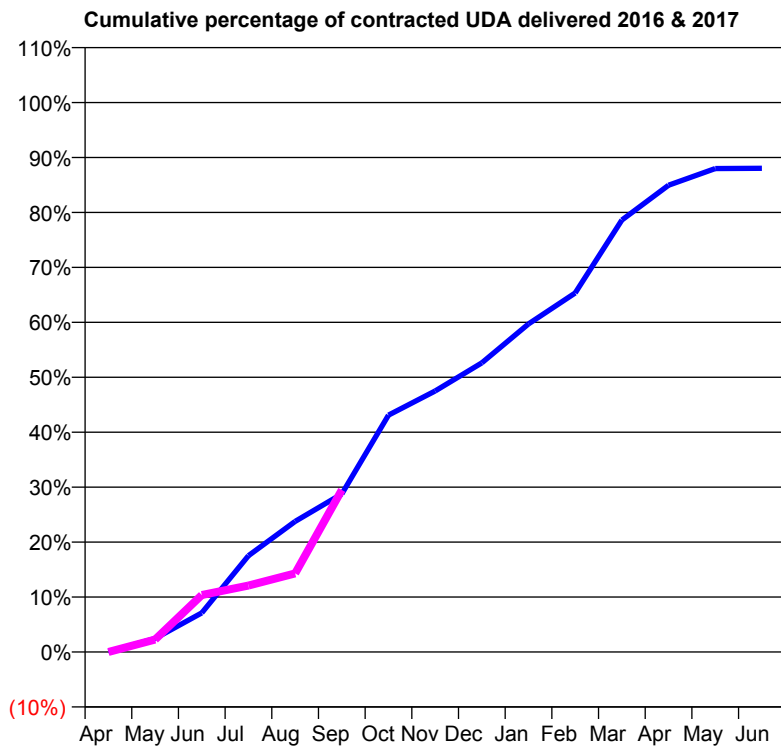
16/17 Contracted general activity (UDA)	2,891
Carry forward general activity (UDA)	0
16/17 Contracted orthodontic activity (UOA)	0
Carry forward orthodontic activity (UOA)	0
Baseline contract value	£71,993.28

ACCESS*

Patients seen in 24 months	Total	Change since previous quarter
Quarter ending September 2015	1,087	
Quarter ending December 2015	1,134	↑
Quarter ending March 2016	1,105	↓
Quarter ending June 2016	1,082	↓
Quarter ending September 2016	1,122	↑
Variance since September 2015	3.2%	↑



ACTIVITY



Adjusted Scheduled Activity (UDA)		
Month	2016	2017
April	0	0
May	71	66
June	206	300
July	507	350
August	687	414
September	832	852
October	1,246	
November	1,374	
December	1,521	
January	1,726	
February	1,889	
March	2,273	
April	2,456	
May	2,543	
June	2,545	

QUALITY

	Quantity	Base Number	Contract	AT	Region	England
% of FP17s for the same patient ID Re-attending within 3 months - Children	2	149	1.3%	11.3%	12.0%	12.4%
% of FP17s for the same patient ID Re-attending within 3 months - Adults	44	445	9.9%	15.2%	15.9%	16.7%
% of FP17s for the same patient ID Re-attending between 3 & 9 months - Children	61	149	40.9%	58.7%	58.6%	57.4%
% of FP17s for the same patient ID Re-attending between 3 & 9 months - Adults	215	445	48.3%	50.0%	51.6%	50.5%
% of FP17s for Band 1 Urgent Courses	42	467	9.0%	9.7%	8.0%	9.1%
% of FP17s Relating to Free Repair or Replacements	1	467	0.2%	0.9%	0.8%	0.8%
% of FP17s Relating to Continuations	0	467	0.0%	1.3%	1.3%	1.3%
% of Patients satisfied with the dentistry they have received	3	3	N/A	91.2%	93.1%	93.2%
% of Patients satisfied with the time they had to wait for an appointment	3	3	N/A	85.6%	89.1%	89.0%

* This is based on patients treated on this contract for their most recent course of treatment. Figures in italics indicate the base number of FP17s or Patient Questionnaire responses are less than 100. N/A is shown where the base number of responses is less than 10 during the period. % is calculated as Quantity/Base number*100

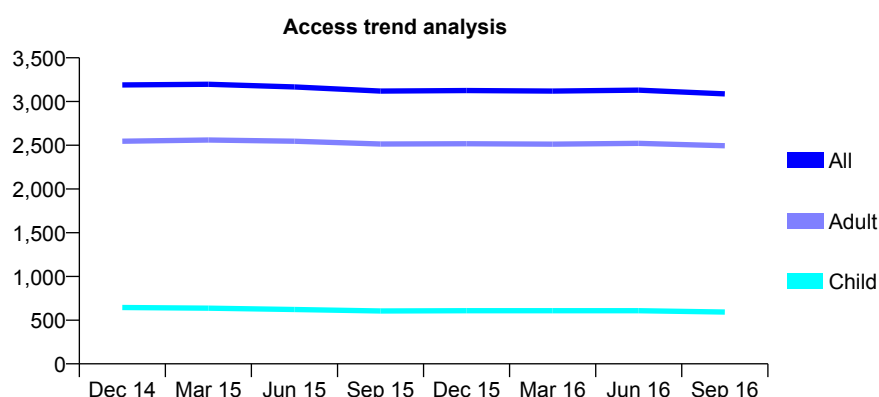
Q56 - Vital Signs At a Glance Contract Report for 936618/0001 - September 2016

Name or company name	MR MR GOODARZI
Contract type name	GDS Contract
Purpose of contract	General
Contract start date	01/04/2006
Contract end date	

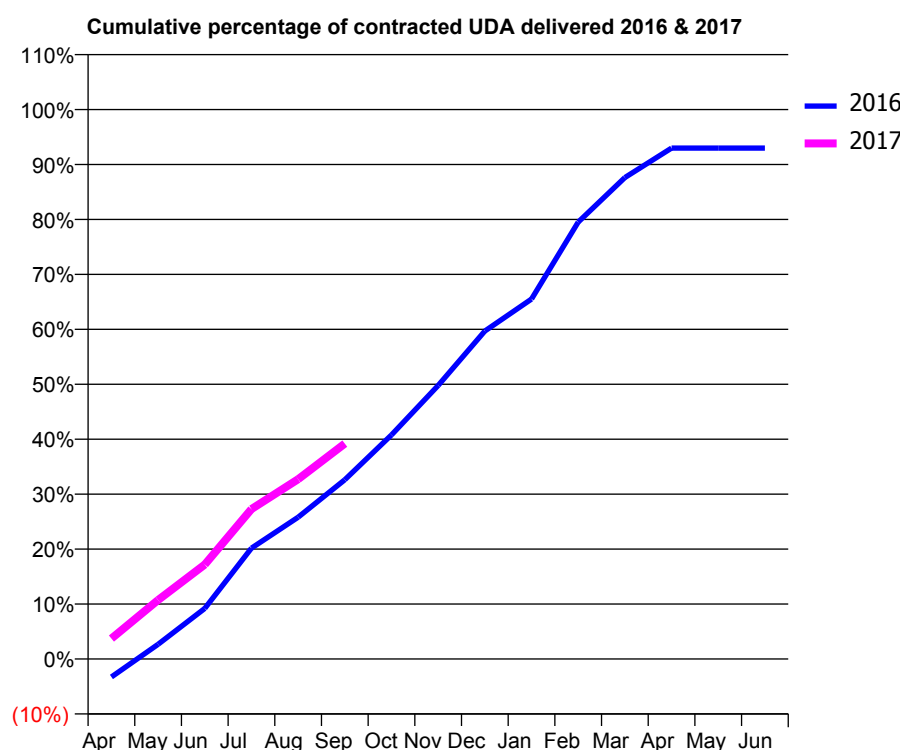
16/17 Contracted general activity (UDA)	10,000
Carry forward general activity (UDA)	0
16/17 Contracted orthodontic activity (UOA)	0
Carry forward orthodontic activity (UOA)	0
Baseline contract value	£255,945.80

ACCESS*

Patients seen in 24 months	Total	Change since previous quarter
Quarter ending September 2015	3,119	
Quarter ending December 2015	3,125	→
Quarter ending March 2016	3,119	→
Quarter ending June 2016	3,130	→
Quarter ending September 2016	3,087	↓
Variance since September 2015	(1.0%)	↓



ACTIVITY



Adjusted Scheduled Activity (UDA)		
Month	2016	2017
April	-312	373
May	255	1,074
June	875	1,720
July	1,918	2,730
August	2,452	3,272
September	3,099	3,920
October	3,873	
November	4,729	
December	5,670	
January	6,224	
February	7,553	
March	8,323	
April	8,832	
May	8,832	
June	8,832	

QUALITY

	Quantity	Base Number	Contract	AT	Region	England
% of FP17s for the same patient ID Re-attending within 3 months - Children	23	447	5.1%	11.3%	12.0%	12.4%
% of FP17s for the same patient ID Re-attending within 3 months - Adults	305	1,693	18.0%	15.2%	15.9%	16.7%
% of FP17s for the same patient ID Re-attending between 3 & 9 months - Children	298	447	66.7%	58.7%	58.6%	57.4%
% of FP17s for the same patient ID Re-attending between 3 & 9 months - Adults	806	1,693	47.6%	50.0%	51.6%	50.5%
% of FP17s for Band 1 Urgent Courses	212	1,967	10.8%	9.7%	8.0%	9.1%
% of FP17s Relating to Free Repair or Replacements	14	1,967	0.7%	0.9%	0.8%	0.8%
% of FP17s Relating to Continuations	36	1,967	1.8%	1.3%	1.3%	1.3%
% of Patients satisfied with the dentistry they have received	5	5	N/A	91.2%	93.1%	93.2%
% of Patients satisfied with the time they had to wait for an appointment	5	5	N/A	85.6%	89.1%	89.0%

* This is based on patients treated on this contract for their most recent course of treatment. Figures in italics indicate the base number of FP17s or Patient Questionnaire responses are less than 100. N/A is shown where the base number of responses is less than 10 during the period. % is calculated as Quantity/Base number*100

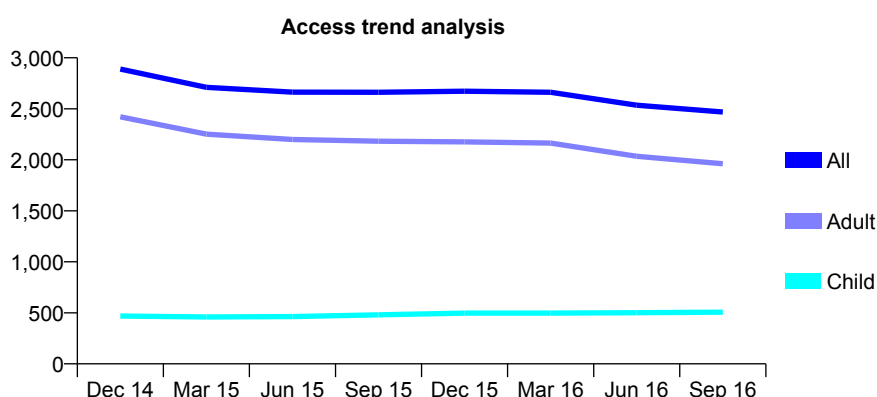
Q56 - Vital Signs At a Glance Contract Report for 943509/0001 - September 2016

Name or company name	MR A ABDOLLAHI
Contract type name	GDS Contract
Purpose of contract	General
Contract start date	01/04/2006
Contract end date	

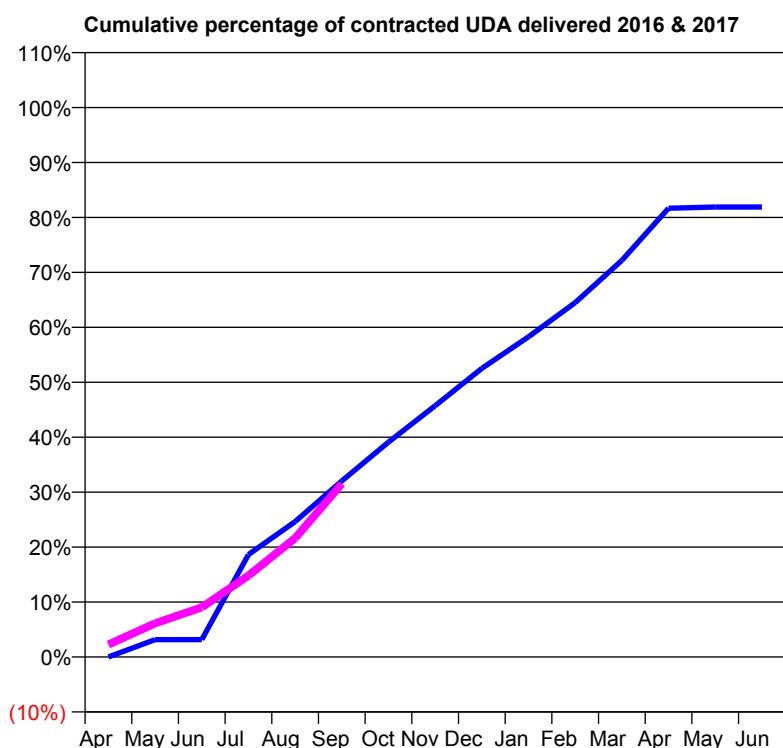
16/17 Contracted general activity (UDA)	11,000
Carry forward general activity (UDA)	0
16/17 Contracted orthodontic activity (UOA)	0
Carry forward orthodontic activity (UOA)	0
Baseline contract value	£290,017.45

ACCESS*

Patients seen in 24 months	Total	Change since previous quarter
Quarter ending September 2015	2,662	
Quarter ending December 2015	2,673	→
Quarter ending March 2016	2,662	→
Quarter ending June 2016	2,535	↓
Quarter ending September 2016	2,469	↓
Variance since September 2015	(7.3%)	↓



ACTIVITY



Adjusted Scheduled Activity (UDA)		
Month	2016	2017
April	0	249
May	349	673
June	349	993
July	2,052	1,629
August	2,712	2,381
September	3,524	3,470
October	4,300	
November	5,031	
December	5,777	
January	6,411	
February	7,093	
March	7,941	
April	8,983	
May	9,007	
June	9,007	

QUALITY

	Quantity	Base Number	Contract	AT	Region	England
% of FP17s for the same patient ID Re-attending within 3 months - Children	21	369	5.7%	11.3%	12.0%	12.4%
% of FP17s for the same patient ID Re-attending within 3 months - Adults	152	1,363	11.2%	15.2%	15.9%	16.7%
% of FP17s for the same patient ID Re-attending between 3 & 9 months - Children	216	369	58.5%	58.7%	58.6%	57.4%
% of FP17s for the same patient ID Re-attending between 3 & 9 months - Adults	822	1,363	60.3%	50.0%	51.6%	50.5%
% of FP17s for Band 1 Urgent Courses	163	1,388	11.7%	9.7%	8.0%	9.1%
% of FP17s Relating to Free Repair or Replacements	0	1,388	0.0%	0.9%	0.8%	0.8%
% of FP17s Relating to Continuations	0	1,388	0.0%	1.3%	1.3%	1.3%
% of Patients satisfied with the dentistry they have received	1	1	N/A	91.2%	93.1%	93.2%
% of Patients satisfied with the time they had to wait for an appointment	1	1	N/A	85.6%	89.1%	89.0%

* This is based on patients treated on this contract for their most recent course of treatment. Figures in italics indicate the base number of FP17s or Patient Questionnaire responses are less than 100. N/A is shown where the base number of responses is less than 10 during the period. % is calculated as Quantity/Base number*100

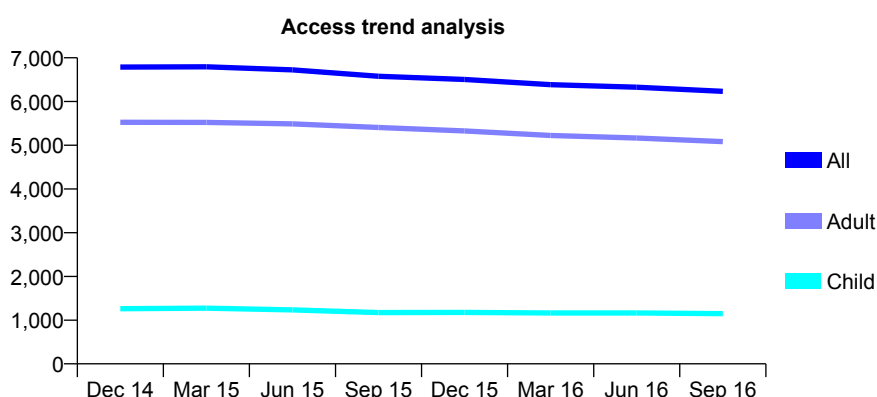
Q56 - Vital Signs At a Glance Contract Report for 949558/0001 - September 2016

Name or company name	MR DF EVANS
Contract type name	GDS Contract
Purpose of contract	General
Contract start date	02/11/2007
Contract end date	

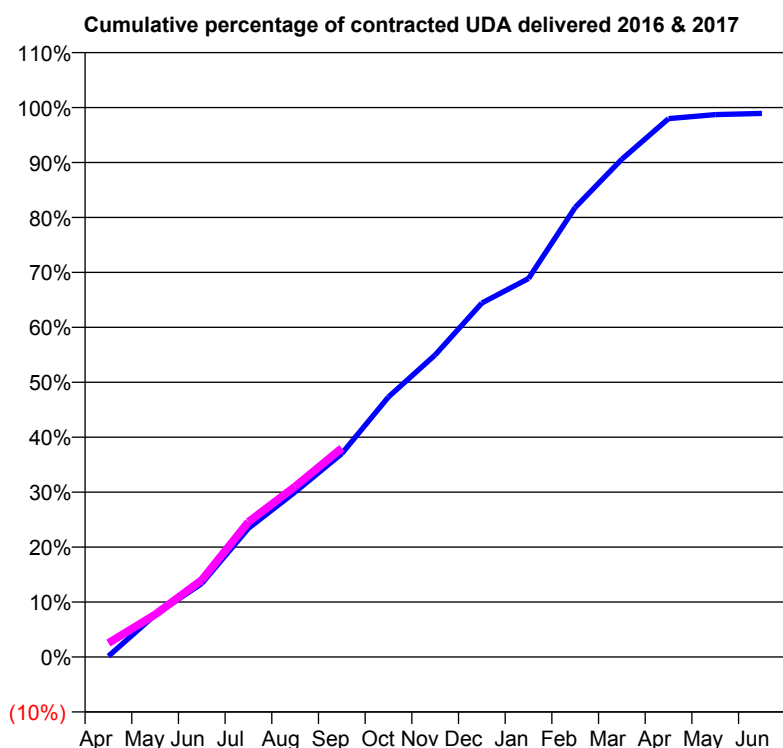
16/17 Contracted general activity (UDA)	19,076
Carry forward general activity (UDA)	204
16/17 Contracted orthodontic activity (UOA)	0
Carry forward orthodontic activity (UOA)	0
Baseline contract value	£450,258.51

ACCESS*

Patients seen in 24 months	Total	Change since previous quarter
Quarter ending September 2015	6,579	
Quarter ending December 2015	6,504	↓
Quarter ending March 2016	6,386	↓
Quarter ending June 2016	6,328	→
Quarter ending September 2016	6,233	↓
Variance since September 2015	(5.3%)	↓



ACTIVITY



Adjusted Scheduled Activity (UDA)		
Month	2016	2017
April	29	486
May	1,459	1,475
June	2,555	2,675
July	4,467	4,693
August	5,728	5,918
September	7,060	7,254
October	9,031	
November	10,486	
December	12,290	
January	13,140	
February	15,608	
March	17,281	
April	18,692	
May	18,830	
June	18,872	

QUALITY

	Quantity	Base Number	Contract	AT	Region	England
% of FP17s for the same patient ID Re-attending within 3 months - Children	77	781	9.9%	11.3%	12.0%	12.4%
% of FP17s for the same patient ID Re-attending within 3 months - Adults	564	3,307	17.1%	15.2%	15.9%	16.7%
% of FP17s for the same patient ID Re-attending between 3 & 9 months - Children	319	781	40.8%	58.7%	58.6%	57.4%
% of FP17s for the same patient ID Re-attending between 3 & 9 months - Adults	1,369	3,307	41.4%	50.0%	51.6%	50.5%
% of FP17s for Band 1 Urgent Courses	423	3,603	11.7%	9.7%	8.0%	9.1%
% of FP17s Relating to Free Repair or Replacements	62	3,603	1.7%	0.9%	0.8%	0.8%
% of FP17s Relating to Continuations	119	3,603	3.3%	1.3%	1.3%	1.3%
% of Patients satisfied with the dentistry they have received	10	14	71.4%	91.2%	93.1%	93.2%
% of Patients satisfied with the time they had to wait for an appointment	9	14	64.3%	85.6%	89.1%	89.0%

* This is based on patients treated on this contract for their most recent course of treatment. Figures in italics indicate the base number of FP17s or Patient Questionnaire responses are less than 100. N/A is shown where the base number of responses is less than 10 during the period. % is calculated as Quantity/Base number*100

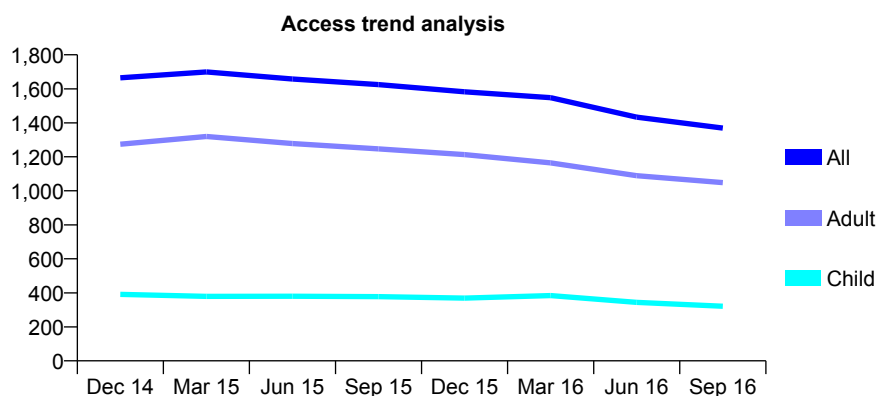
Q56 - Vital Signs At a Glance Contract Report for 949558/0002 - September 2016

Name or company name	MR DF EVANS
Contract type name	GDS Contract
Purpose of contract	General
Contract start date	01/02/2012
Contract end date	

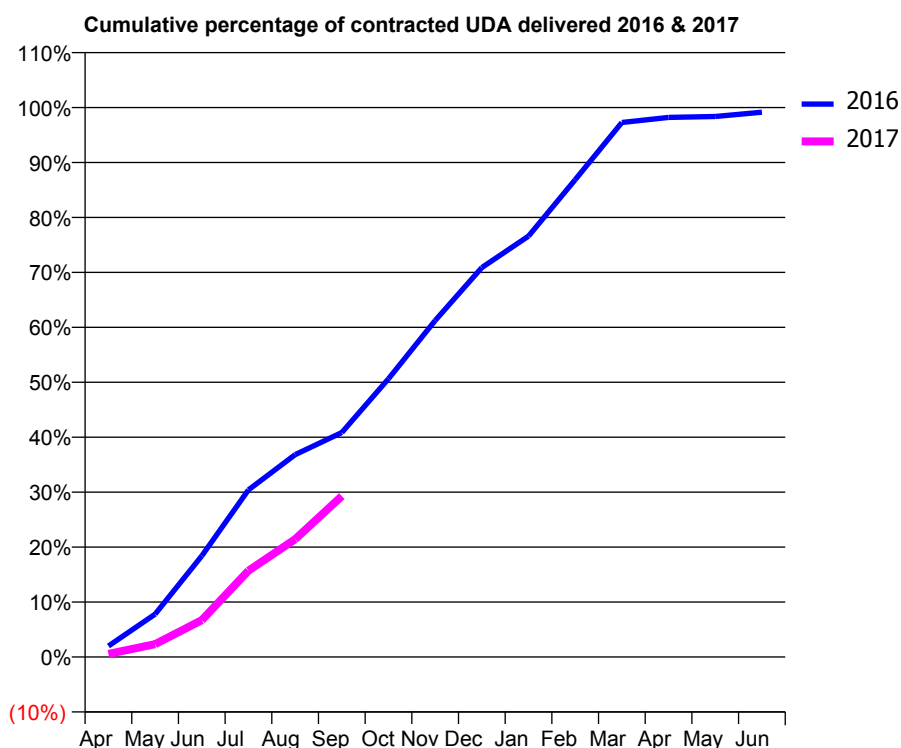
16/17 Contracted general activity (UDA)	4,241
Carry forward general activity (UDA)	36
16/17 Contracted orthodontic activity (UOA)	0
Carry forward orthodontic activity (UOA)	0
Baseline contract value	£86,584.35

ACCESS*

Patients seen in 24 months	Total	Change since previous quarter
Quarter ending September 2015	1,625	
Quarter ending December 2015	1,582	↓
Quarter ending March 2016	1,548	↓
Quarter ending June 2016	1,433	↓
Quarter ending September 2016	1,369	↓
Variance since September 2015	(15.8%)	↓



ACTIVITY



Adjusted Scheduled Activity (UDA)		
Month	2016	2017
April	85	25
May	330	100
June	781	284
July	1,290	666
August	1,562	910
September	1,732	1,241
October	2,147	
November	2,597	
December	3,006	
January	3,248	
February	3,684	
March	4,126	
April	4,165	
May	4,172	
June	4,205	

QUALITY

	Quantity	Base Number	Contract	AT	Region	England
% of FP17s for the same patient ID Re-attending within 3 months - Children	9	167	5.4%	11.3%	12.0%	12.4%
% of FP17s for the same patient ID Re-attending within 3 months - Adults	39	512	7.6%	15.2%	15.9%	16.7%
% of FP17s for the same patient ID Re-attending between 3 & 9 months - Children	78	167	46.7%	58.7%	58.6%	57.4%
% of FP17s for the same patient ID Re-attending between 3 & 9 months - Adults	189	512	36.9%	50.0%	51.6%	50.5%
% of FP17s for Band 1 Urgent Courses	86	645	13.3%	9.7%	8.0%	9.1%
% of FP17s Relating to Free Repair or Replacements	17	645	2.6%	0.9%	0.8%	0.8%
% of FP17s Relating to Continuations	7	645	1.1%	1.3%	1.3%	1.3%
% of Patients satisfied with the dentistry they have received	0	0	N/A	91.2%	93.1%	93.2%
% of Patients satisfied with the time they had to wait for an appointment	0	0	N/A	85.6%	89.1%	89.0%

* This is based on patients treated on this contract for their most recent course of treatment. Figures in italics indicate the base number of FP17s or Patient Questionnaire responses are less than 100. N/A is shown where the base number of responses is less than 10 during the period. % is calculated as Quantity/Base number*100

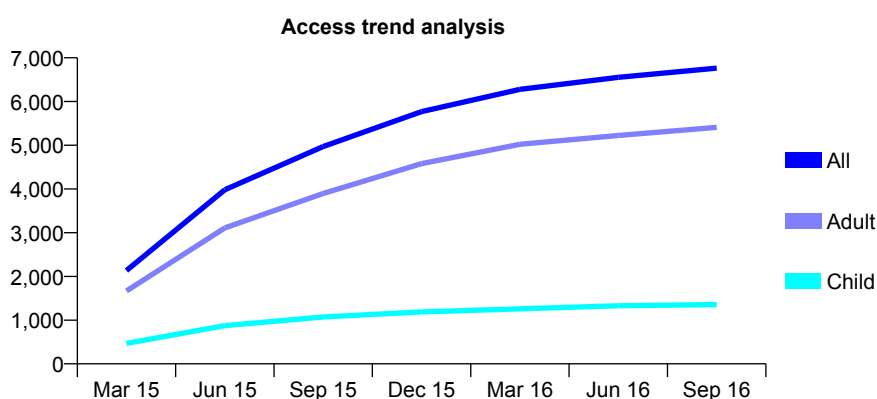
Q56 - Vital Signs At a Glance Contract Report for 962988/0001 - September 2016

Name or company name	MR HS PABARI
Contract type name	GDS Contract
Purpose of contract	General
Contract start date	01/01/2015
Contract end date	

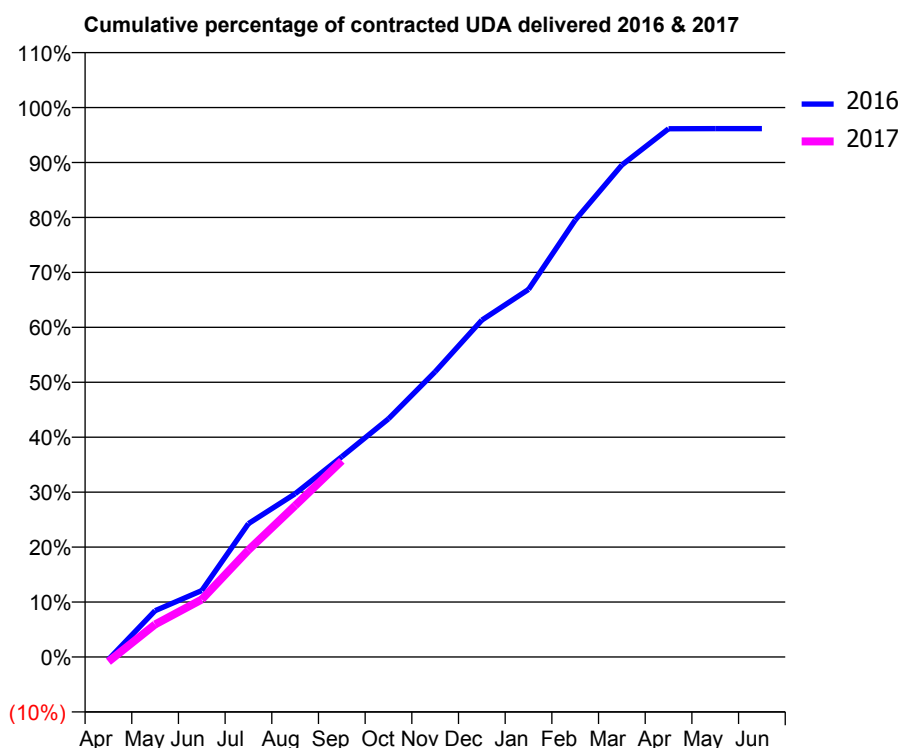
16/17 Contracted general activity (UDA)	21,687
Carry forward general activity (UDA)	836
16/17 Contracted orthodontic activity (UOA)	0
Carry forward orthodontic activity (UOA)	0
Baseline contract value	£504,147.53

ACCESS*

Patients seen in 24 months	Total	Change since previous quarter
Quarter ending September 2015	4,971	
Quarter ending December 2015	5,768	↑
Quarter ending March 2016	6,280	↑
Quarter ending June 2016	6,553	↑
Quarter ending September 2016	6,764	↑
Variance since September 2015	36.1%	↑



ACTIVITY



Adjusted Scheduled Activity (UDA)		
Month	2016	2017
April	-101	-188
May	1,830	1,287
June	2,626	2,269
July	5,268	4,222
August	6,443	5,977
September	7,909	7,745
October	9,402	
November	11,259	
December	13,299	
January	14,507	
February	17,242	
March	19,418	
April	20,847	
May	20,853	
June	20,851	

QUALITY

	Quantity	Base Number	Contract	AT	Region	England
% of FP17s for the same patient ID Re-attending within 3 months - Children	92	1,058	8.7%	11.3%	12.0%	12.4%
% of FP17s for the same patient ID Re-attending within 3 months - Adults	413	3,338	12.4%	15.2%	15.9%	16.7%
% of FP17s for the same patient ID Re-attending between 3 & 9 months - Children	615	1,058	58.1%	58.7%	58.6%	57.4%
% of FP17s for the same patient ID Re-attending between 3 & 9 months - Adults	1,669	3,338	50.0%	50.0%	51.6%	50.5%
% of FP17s for Band 1 Urgent Courses	310	3,989	7.8%	9.7%	8.0%	9.1%
% of FP17s Relating to Free Repair or Replacements	32	3,989	0.8%	0.9%	0.8%	0.8%
% of FP17s Relating to Continuations	20	3,989	0.5%	1.3%	1.3%	1.3%
% of Patients satisfied with the dentistry they have received	4	5	N/A	91.2%	93.1%	93.2%
% of Patients satisfied with the time they had to wait for an appointment	5	5	N/A	85.6%	89.1%	89.0%

* This is based on patients treated on this contract for their most recent course of treatment. Figures in italics indicate the base number of FP17s or Patient Questionnaire responses are less than 100. N/A is shown where the base number of responses is less than 10 during the period. % is calculated as Quantity/Base number*100

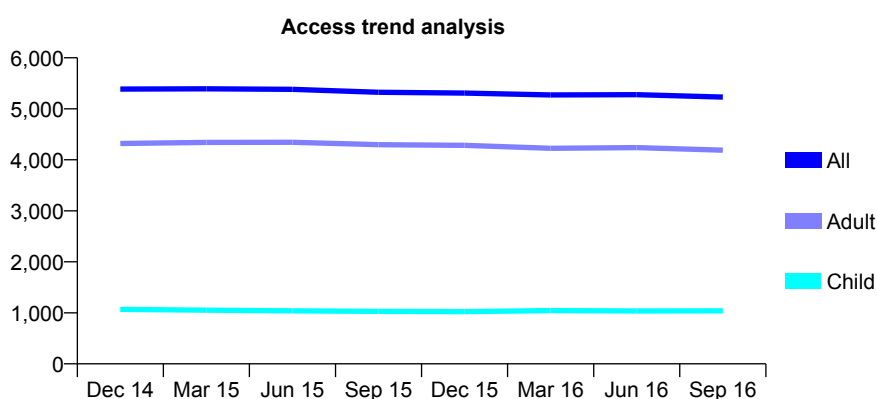
Q56 - Vital Signs At a Glance Contract Report for 966215/0001 - September 2016

Name or company name	Mr AA KHANNA, A KAUR, A KOUR
Contract type name	GDS Contract
Purpose of contract	General
Contract start date	13/07/2010
Contract end date	

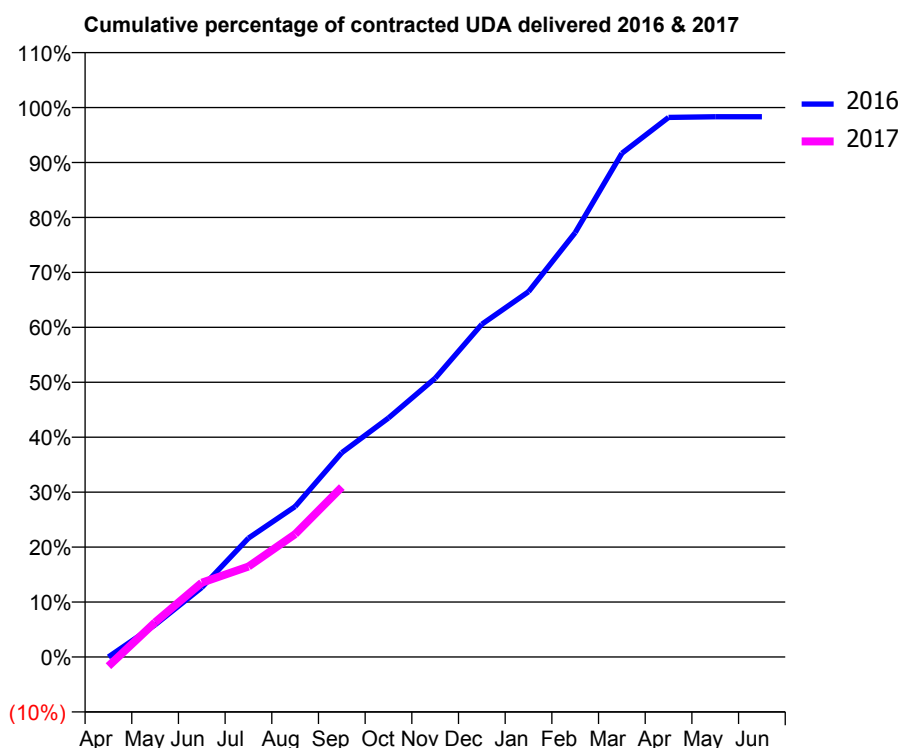
16/17 Contracted general activity (UDA)	17,220
Carry forward general activity (UDA)	290
16/17 Contracted orthodontic activity (UOA)	0
Carry forward orthodontic activity (UOA)	0
Baseline contract value	£422,360.66

ACCESS*

Patients seen in 24 months	Total	Change since previous quarter
Quarter ending September 2015	5,324	
Quarter ending December 2015	5,308	→
Quarter ending March 2016	5,272	→
Quarter ending June 2016	5,277	→
Quarter ending September 2016	5,230	→
Variance since September 2015	(1.8%)	↓



ACTIVITY



Adjusted Scheduled Activity (UDA)		
Month	2016	2017
April	0	-290
May	1,007	1,088
June	2,181	2,331
July	3,726	2,835
August	4,717	3,853
September	6,404	5,324
October	7,489	
November	8,735	
December	10,427	
January	11,447	
February	13,297	
March	15,786	
April	16,910	
May	16,930	
June	16,930	

QUALITY

	Quantity	Base Number	Contract	AT	Region	England
% of FP17s for the same patient ID Re-attending within 3 months - Children	37	698	5.3%	11.3%	12.0%	12.4%
% of FP17s for the same patient ID Re-attending within 3 months - Adults	349	2,745	12.7%	15.2%	15.9%	16.7%
% of FP17s for the same patient ID Re-attending between 3 & 9 months - Children	440	698	63.0%	58.7%	58.6%	57.4%
% of FP17s for the same patient ID Re-attending between 3 & 9 months - Adults	1,718	2,745	62.6%	50.0%	51.6%	50.5%
% of FP17s for Band 1 Urgent Courses	310	3,042	10.2%	9.7%	8.0%	9.1%
% of FP17s Relating to Free Repair or Replacements	16	3,042	0.5%	0.9%	0.8%	0.8%
% of FP17s Relating to Continuations	19	3,042	0.6%	1.3%	1.3%	1.3%
% of Patients satisfied with the dentistry they have received	2	2	N/A	91.2%	93.1%	93.2%
% of Patients satisfied with the time they had to wait for an appointment	2	2	N/A	85.6%	89.1%	89.0%

* This is based on patients treated on this contract for their most recent course of treatment. Figures in italics indicate the base number of FP17s or Patient Questionnaire responses are less than 100. N/A is shown where the base number of responses is less than 10 during the period. % is calculated as Quantity/Base number*100

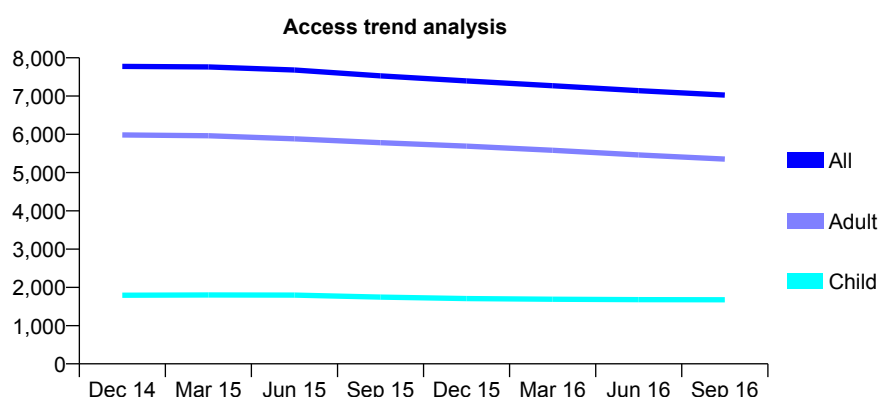
Q56 - Vital Signs At a Glance Contract Report for 968269/0002 - September 2016

Name or company name	MR IS LEIGHTON-SCOTT
Contract type name	GDS Contract
Purpose of contract	General
Contract start date	17/01/2013
Contract end date	

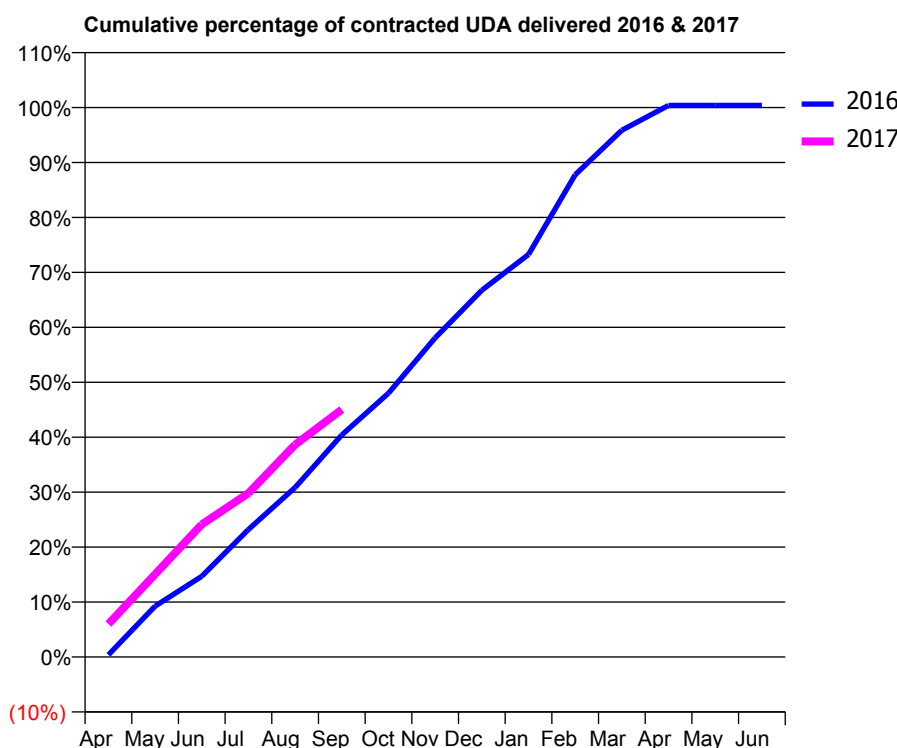
16/17 Contracted general activity (UDA)	17,000
Carry forward general activity (UDA)	-340
16/17 Contracted orthodontic activity (UOA)	0
Carry forward orthodontic activity (UOA)	0
Baseline contract value	£387,207.35

ACCESS*

Patients seen in 24 months	Total	Change since previous quarter
Quarter ending September 2015	7,529	
Quarter ending December 2015	7,394	↓
Quarter ending March 2016	7,270	↓
Quarter ending June 2016	7,139	↓
Quarter ending September 2016	7,026	↓
Variance since September 2015	(6.7%)	↓



ACTIVITY



Adjusted Scheduled Activity (UDA)		
Month	2016	2017
April	68	1,022
May	1,574	2,560
June	2,500	4,101
July	3,944	5,069
August	5,245	6,569
September	6,870	7,654
October	8,161	
November	9,874	
December	11,348	
January	12,454	
February	14,918	
March	16,296	
April	17,063	
May	17,064	
June	17,066	

QUALITY

	Quantity	Base Number	Contract	AT	Region	England
% of FP17s for the same patient ID Re-attending within 3 months - Children	106	1,242	8.5%	11.3%	12.0%	12.4%
% of FP17s for the same patient ID Re-attending within 3 months - Adults	348	3,308	10.5%	15.2%	15.9%	16.7%
% of FP17s for the same patient ID Re-attending between 3 & 9 months - Children	809	1,242	65.1%	58.7%	58.6%	57.4%
% of FP17s for the same patient ID Re-attending between 3 & 9 months - Adults	2,154	3,308	65.1%	50.0%	51.6%	50.5%
% of FP17s for Band 1 Urgent Courses	262	4,091	6.4%	9.7%	8.0%	9.1%
% of FP17s Relating to Free Repair or Replacements	27	4,091	0.7%	0.9%	0.8%	0.8%
% of FP17s Relating to Continuations	23	4,091	0.6%	1.3%	1.3%	1.3%
% of Patients satisfied with the dentistry they have received	3	3	N/A	91.2%	93.1%	93.2%
% of Patients satisfied with the time they had to wait for an appointment	3	3	N/A	85.6%	89.1%	89.0%

* This is based on patients treated on this contract for their most recent course of treatment. Figures in italics indicate the base number of FP17s or Patient Questionnaire responses are less than 100. N/A is shown where the base number of responses is less than 10 during the period. % is calculated as Quantity/Base number*100

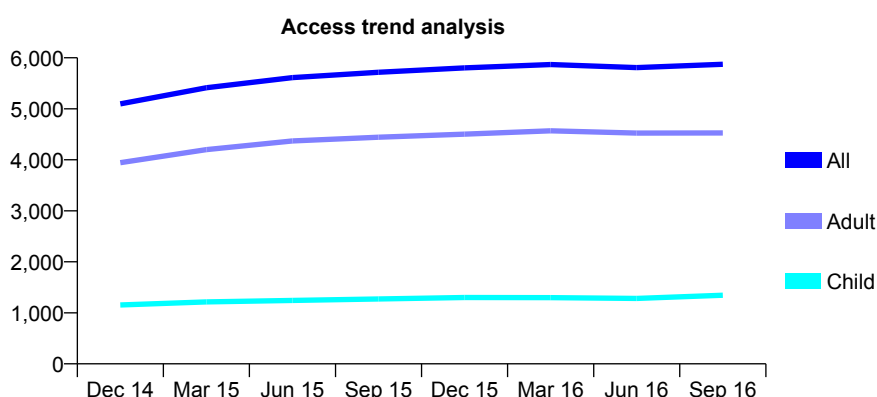
Q56 - Vital Signs At a Glance Contract Report for 982881/0001 - September 2016

Name or company name	MR JC HOLMES
Contract type name	Pilot Contract
Purpose of contract	General
Contract start date	01/04/2006
Contract end date	

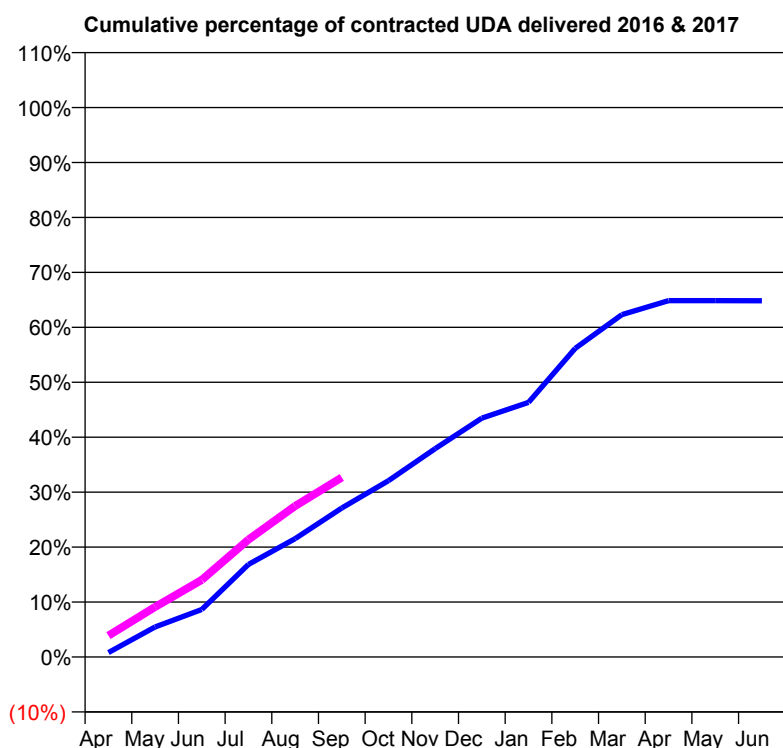
16/17 Contracted general activity (UDA)	19,052
Carry forward general activity (UDA)	0
16/17 Contracted orthodontic activity (UOA)	0
Carry forward orthodontic activity (UOA)	0
Baseline contract value	£571,985.62

ACCESS*

Patients seen in 24 months	Total	Change since previous quarter
Quarter ending September 2015	5,716	
Quarter ending December 2015	5,802	→
Quarter ending March 2016	5,868	→
Quarter ending June 2016	5,807	↓
Quarter ending September 2016	5,872	→
Variance since September 2015	2.7%	↑



ACTIVITY



Adjusted Scheduled Activity (UDA)		
Month	2016	2017
April	157	743
May	1,040	1,736
June	1,646	2,673
July	3,211	4,069
August	4,103	5,238
September	5,168	6,224
October	6,113	
November	7,224	
December	8,283	
January	8,830	
February	10,700	
March	11,870	
April	12,354	
May	12,358	
June	12,352	

QUALITY

	Quantity	Base Number	Contract	AT	Region	England
% of FP17s for the same patient ID Re-attending within 3 months - Children	41	960	4.3%	11.3%	12.0%	12.4%
% of FP17s for the same patient ID Re-attending within 3 months - Adults	309	2,369	13.0%	15.2%	15.9%	16.7%
% of FP17s for the same patient ID Re-attending between 3 & 9 months - Children	543	960	56.6%	58.7%	58.6%	57.4%
% of FP17s for the same patient ID Re-attending between 3 & 9 months - Adults	1,045	2,369	44.1%	50.0%	51.6%	50.5%
% of FP17s for Band 1 Urgent Courses	210	3,062	6.9%	9.7%	8.0%	9.1%
% of FP17s Relating to Free Repair or Replacements	57	3,062	1.9%	0.9%	0.8%	0.8%
% of FP17s Relating to Continuations	19	3,062	0.6%	1.3%	1.3%	1.3%
% of Patients satisfied with the dentistry they have received	1	1	N/A	91.2%	93.1%	93.2%
% of Patients satisfied with the time they had to wait for an appointment	0	1	N/A	85.6%	89.1%	89.0%

* This is based on patients treated on this contract for their most recent course of treatment. Figures in italics indicate the base number of FP17s or Patient Questionnaire responses are less than 100. N/A is shown where the base number of responses is less than 10 during the period. % is calculated as Quantity/Base number*100

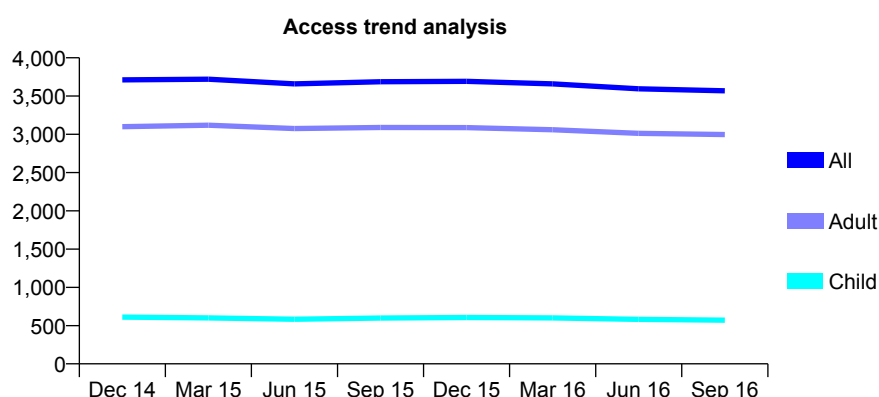
Q56 - Vital Signs At a Glance Contract Report for 997730/0001 - September 2016

Name or company name	MR AP YAXLEY
Contract type name	GDS Contract
Purpose of contract	General
Contract start date	01/04/2006
Contract end date	

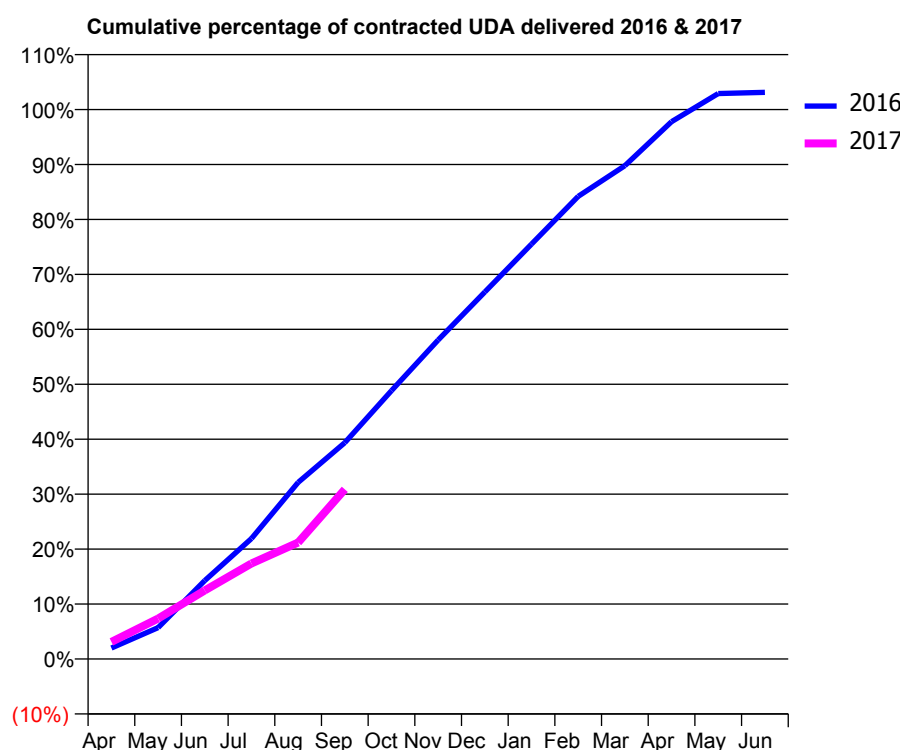
16/17 Contracted general activity (UDA)	10,970
Carry forward general activity (UDA)	-219
16/17 Contracted orthodontic activity (UOA)	0
Carry forward orthodontic activity (UOA)	0
Baseline contract value	£246,321.13

ACCESS*

Patients seen in 24 months	Total	Change since previous quarter
Quarter ending September 2015	3,687	
Quarter ending December 2015	3,692	→
Quarter ending March 2016	3,660	→
Quarter ending June 2016	3,595	↓
Quarter ending September 2016	3,568	→
Variance since September 2015	(3.2%)	↓



ACTIVITY



Adjusted Scheduled Activity (UDA)		
Month	2016	2017
April	219	343
May	628	808
June	1,567	1,371
July	2,404	1,907
August	3,526	2,325
September	4,320	3,389
October	5,357	
November	6,368	
December	7,328	
January	8,282	
February	9,236	
March	9,849	
April	10,727	
May	11,289	
June	11,314	

QUALITY

	Quantity	Base Number	Contract	AT	Region	England
% of FP17s for the same patient ID Re-attending within 3 months - Children	29	314	9.2%	11.3%	12.0%	12.4%
% of FP17s for the same patient ID Re-attending within 3 months - Adults	336	1,686	19.9%	15.2%	15.9%	16.7%
% of FP17s for the same patient ID Re-attending between 3 & 9 months - Children	75	314	23.9%	58.7%	58.6%	57.4%
% of FP17s for the same patient ID Re-attending between 3 & 9 months - Adults	525	1,686	31.1%	50.0%	51.6%	50.5%
% of FP17s for Band 1 Urgent Courses	199	1,381	14.4%	9.7%	8.0%	9.1%
% of FP17s Relating to Free Repair or Replacements	51	1,381	3.7%	0.9%	0.8%	0.8%
% of FP17s Relating to Continuations	35	1,381	2.5%	1.3%	1.3%	1.3%
% of Patients satisfied with the dentistry they have received	7	7	N/A	91.2%	93.1%	93.2%
% of Patients satisfied with the time they had to wait for an appointment	6	7	N/A	85.6%	89.1%	89.0%

* This is based on patients treated on this contract for their most recent course of treatment. Figures in italics indicate the base number of FP17s or Patient Questionnaire responses are less than 100. N/A is shown where the base number of responses is less than 10 during the period. % is calculated as Quantity/Base number*100