

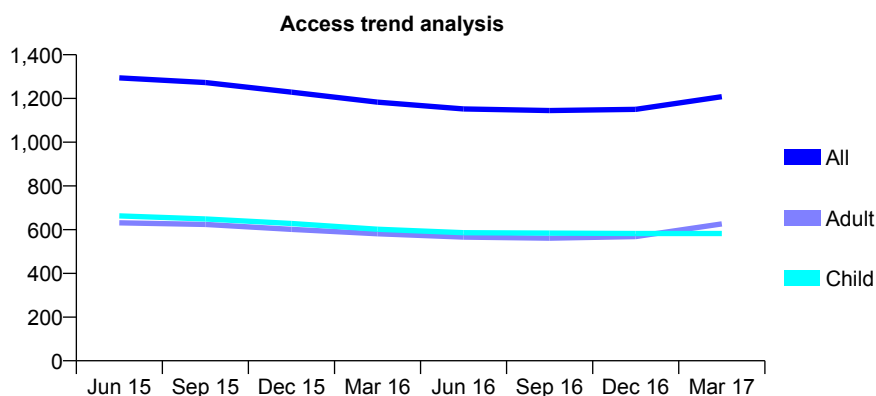
7A1 - Vital Signs At a Glance Contract Report for 101281/0086 - Year end March 2017

Name or company name	OASIS DENTAL CARE LTD
Contract type name	GDS Contract
Purpose of contract	General
Contract start date	01/04/2006
Contract end date	

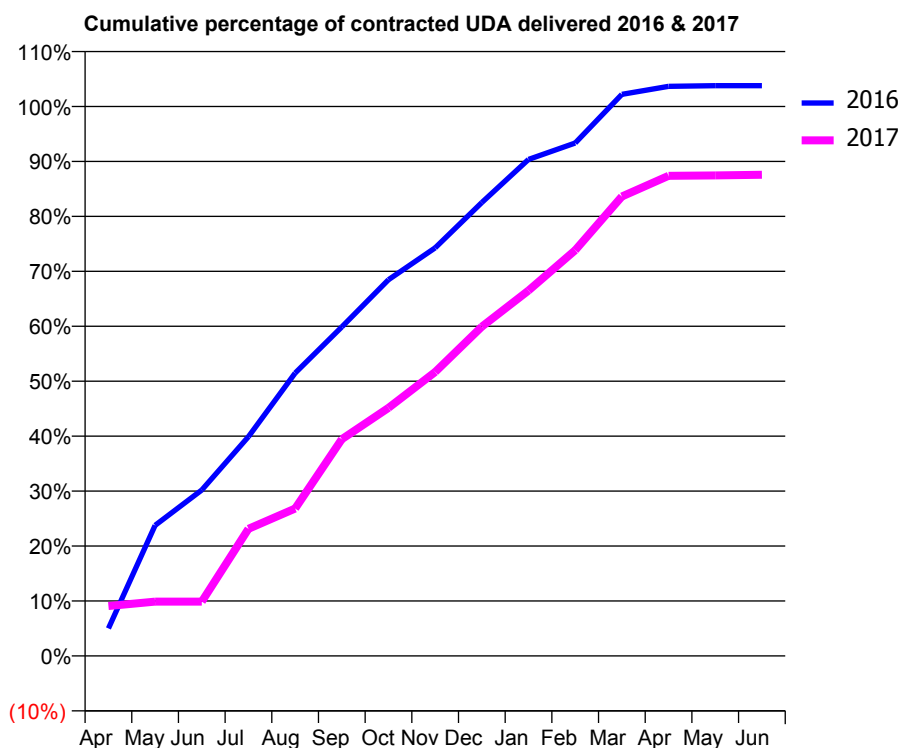
16/17 Contracted general activity (UDA)	3,500
Carry forward general activity (UDA)	-114
16/17 Contracted orthodontic activity (UOA)	0
Carry forward orthodontic activity (UOA)	0
Baseline contract value	£83,322.61

ACCESS*

Patients seen in 24 months	Total	Change since previous quarter
Quarter ending March 2016	1,183	
Quarter ending June 2016	1,152	↓
Quarter ending September 2016	1,145	→
Quarter ending December 2016	1,150	→
Quarter ending March 2017	1,208	↑
Variance since March 2016	2.1%	↑



ACTIVITY



Month	Adjusted Scheduled Activity (UDA)	
	2016	2017
April	150	318
May	713	346
June	906	346
July	1,197	810
August	1,544	939
September	1,796	1,380
October	2,054	1,581
November	2,228	1,808
December	2,475	2,098
January	2,711	2,328
February	2,800	2,584
March	3,066	2,926
April	3,110	3,058
May	3,114	3,061
June	3,114	3,065

QUALITY

	Quantity	Base Number	Contract	LHB	Wales
% of FP17s for the same patient ID Re-attending within 3 months - Children	66	1,084	6.1%	8.0%	11.3%
% of FP17s for the same patient ID Re-attending within 3 months - Adults	104	836	12.4%	13.8%	16.7%
% of FP17s for the same patient ID Re-attending between 3 & 9 months - Children	802	1,084	74.0%	58.8%	58.0%
% of FP17s for the same patient ID Re-attending between 3 & 9 months - Adults	514	836	61.5%	53.2%	53.7%
% of FP17s for Band 1 Urgent Courses	74	1,933	3.8%	8.1%	8.9%
% of FP17s Relating to Free Repair or Replacements	1	1,933	0.1%	0.8%	0.7%
% of FP17s Relating to Continuations	2	1,933	0.1%	1.0%	0.9%
% of Patients satisfied with the dentistry they have received	2	2	N/A	93.6%	93.9%
% of Patients satisfied with the time they had to wait for an appointment	2	2	N/A	89.3%	88.4%

* This is based on patients treated on this contract for their most recent course of treatment. Figures in italics indicate the base number of FP17s or Patient Questionnaire responses are less than 100. N/A is shown where the base number of responses is less than 10 during the period. % is calculated as Quantity/Base number*100

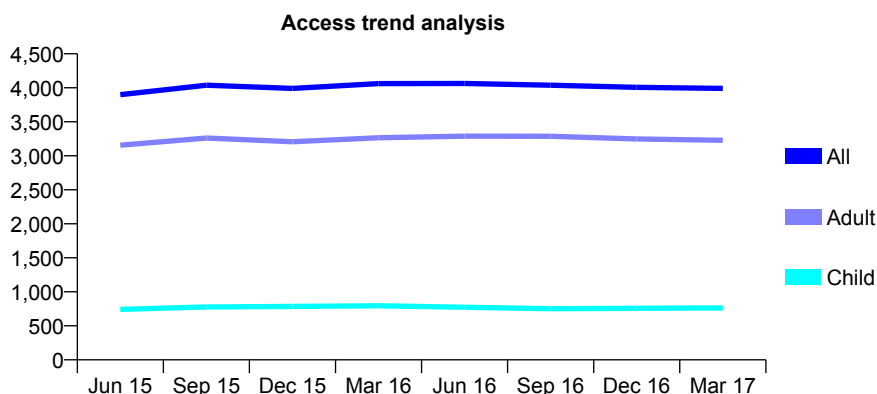
7A1 - Vital Signs At a Glance Contract Report for 101281/0116 - Year end March 2017

Name or company name	OASIS DENTAL CARE LTD
Contract type name	GDS Contract
Purpose of contract	General
Contract start date	01/04/2006
Contract end date	

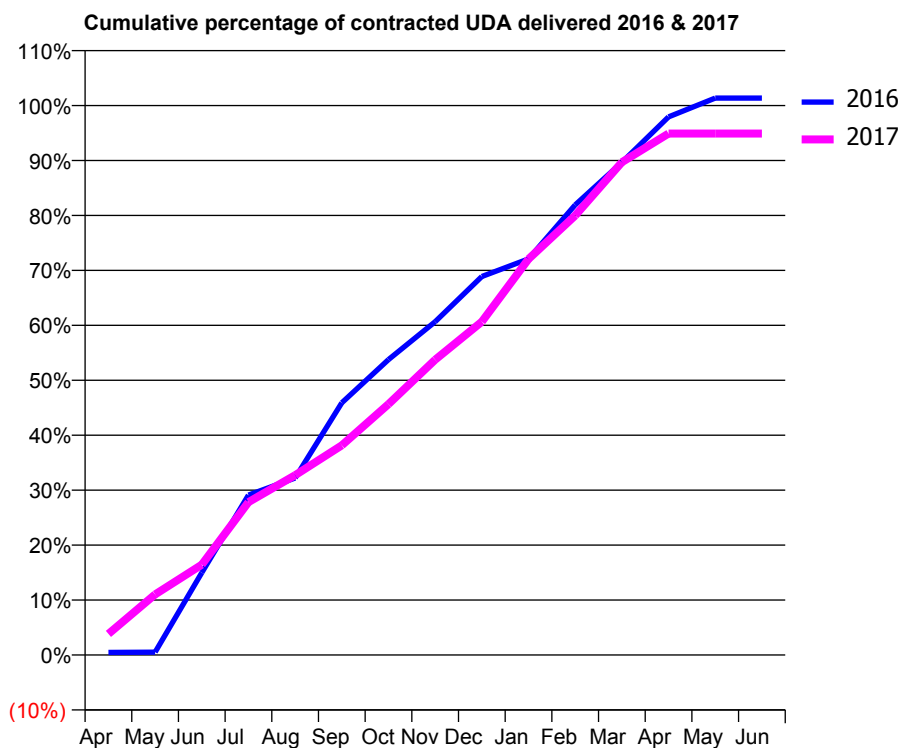
16/17 Contracted general activity (UDA)	14,000
Carry forward general activity (UDA)	-198
16/17 Contracted orthodontic activity (UOA)	0
Carry forward orthodontic activity (UOA)	0
Baseline contract value	£321,355.65

ACCESS*

Patients seen in 24 months	Total	Change since previous quarter
Quarter ending March 2016	4,062	
Quarter ending June 2016	4,063	→
Quarter ending September 2016	4,039	→
Quarter ending December 2016	4,006	→
Quarter ending March 2017	3,992	→
Variance since March 2016	(1.7%)	↓



ACTIVITY



Month	Adjusted Scheduled Activity (UDA)	
	2016	2017
April	70	540
May	76	1,545
June	2,185	2,301
July	4,248	3,895
August	4,700	4,580
September	6,699	5,343
October	7,844	6,393
November	8,851	7,523
December	10,050	8,491
January	10,516	10,089
February	11,952	11,195
March	13,080	12,555
April	14,286	13,284
May	14,788	13,287
June	14,788	13,286

QUALITY

	Quantity	Base Number	Contract	LHB	Wales
% of FP17s for the same patient ID Re-attending within 3 months - Children	101	1,027	9.8%	8.0%	11.3%
% of FP17s for the same patient ID Re-attending within 3 months - Adults	981	4,844	20.3%	13.8%	16.7%
% of FP17s for the same patient ID Re-attending between 3 & 9 months - Children	447	1,027	43.5%	58.8%	58.0%
% of FP17s for the same patient ID Re-attending between 3 & 9 months - Adults	2,291	4,844	47.3%	53.2%	53.7%
% of FP17s for Band 1 Urgent Courses	648	5,558	11.7%	8.1%	8.9%
% of FP17s Relating to Free Repair or Replacements	68	5,558	1.2%	0.8%	0.7%
% of FP17s Relating to Continuations	127	5,558	2.3%	1.0%	0.9%
% of Patients satisfied with the dentistry they have received	12	13	92.3%	93.6%	93.9%
% of Patients satisfied with the time they had to wait for an appointment	12	13	92.3%	89.3%	88.4%

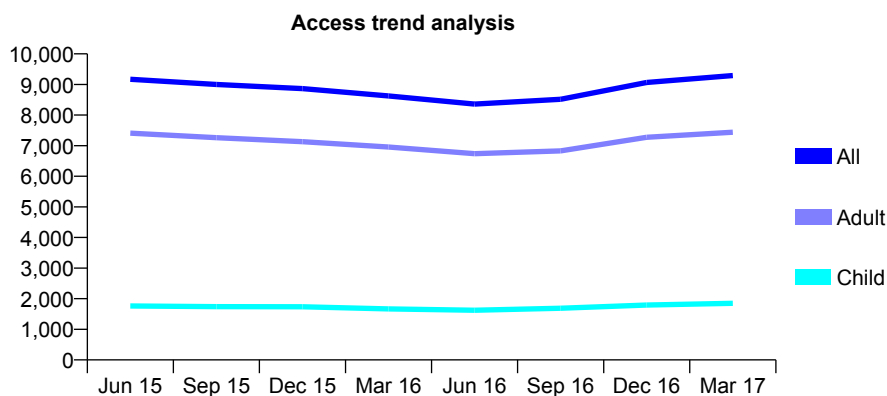
* This is based on patients treated on this contract for their most recent course of treatment. Figures in italics indicate the base number of FP17s or Patient Questionnaire responses are less than 100. N/A is shown where the base number of responses is less than 10 during the period. % is calculated as Quantity/Base number*100

7A1 - Vital Signs At a Glance Contract Report for 101281/0133 - Year end March 2017

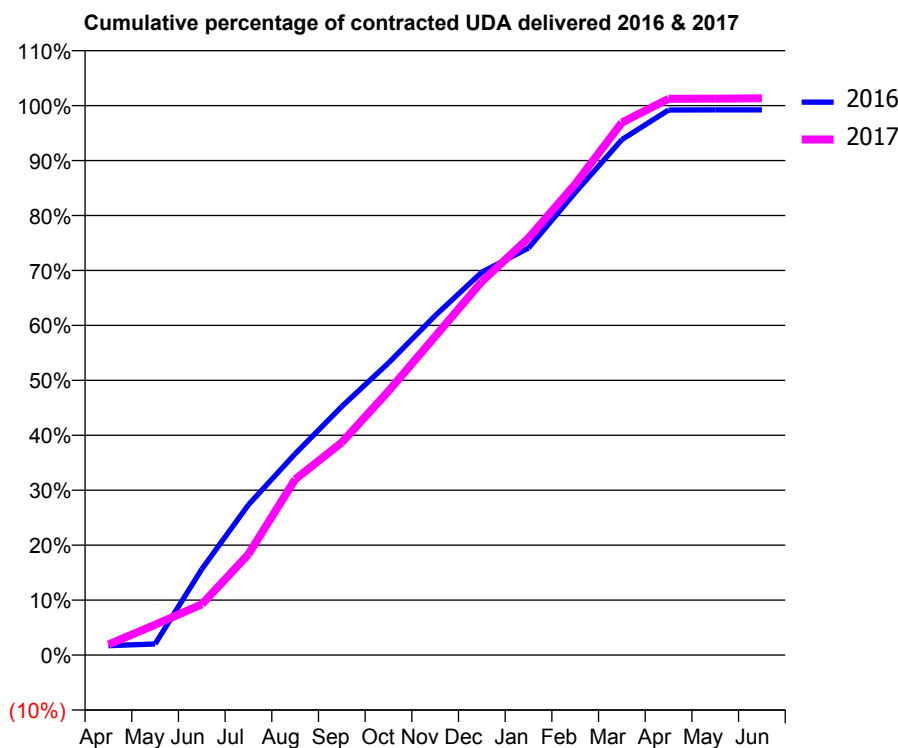
Name or company name	OASIS DENTAL CARE LTD	16/17 Contracted general activity (UDA)	33,740
Contract type name	GDS Contract	Carry forward general activity (UDA)	269
Purpose of contract	General	16/17 Contracted orthodontic activity (UOA)	0
Contract start date	01/04/2006	Carry forward orthodontic activity (UOA)	0
Contract end date		Baseline contract value	£774,467.06

ACCESS*

Patients seen in 24 months	Total	Change since previous quarter
Quarter ending March 2016	8,624	
Quarter ending June 2016	8,361	↓
Quarter ending September 2016	8,518	→
Quarter ending December 2016	9,067	↑
Quarter ending March 2017	9,290	↑
Variance since March 2016	7.7%	↑



ACTIVITY



Month	Adjusted Scheduled Activity (UDA)	
	2016	2017
April	581	652
May	686	1,862
June	5,277	3,114
July	9,230	6,197
August	12,357	10,791
September	15,265	13,052
October	17,932	16,205
November	20,838	19,561
December	23,515	22,941
January	24,995	25,609
February	28,403	28,918
March	31,651	32,701
April	33,470	34,158
May	33,473	34,166
June	33,471	34,189

QUALITY

	Quantity	Base Number	Contract	LHB	Wales
% of FP17s for the same patient ID Re-attending within 3 months - Children	137	2,521	5.4%	8.0%	11.3%
% of FP17s for the same patient ID Re-attending within 3 months - Adults	1,451	10,897	13.3%	13.8%	16.7%
% of FP17s for the same patient ID Re-attending between 3 & 9 months - Children	1,290	2,521	51.2%	58.8%	58.0%
% of FP17s for the same patient ID Re-attending between 3 & 9 months - Adults	5,614	10,897	51.5%	53.2%	53.7%
% of FP17s for Band 1 Urgent Courses	631	13,429	4.7%	8.1%	8.9%
% of FP17s Relating to Free Repair or Replacements	132	13,429	1.0%	0.8%	0.7%
% of FP17s Relating to Continuations	306	13,429	2.3%	1.0%	0.9%
% of Patients satisfied with the dentistry they have received	43	47	91.5%	93.6%	93.9%
% of Patients satisfied with the time they had to wait for an appointment	37	47	78.7%	89.3%	88.4%

* This is based on patients treated on this contract for their most recent course of treatment. Figures in italics indicate the base number of FP17s or Patient Questionnaire responses are less than 100. N/A is shown where the base number of responses is less than 10 during the period. % is calculated as Quantity/Base number*100

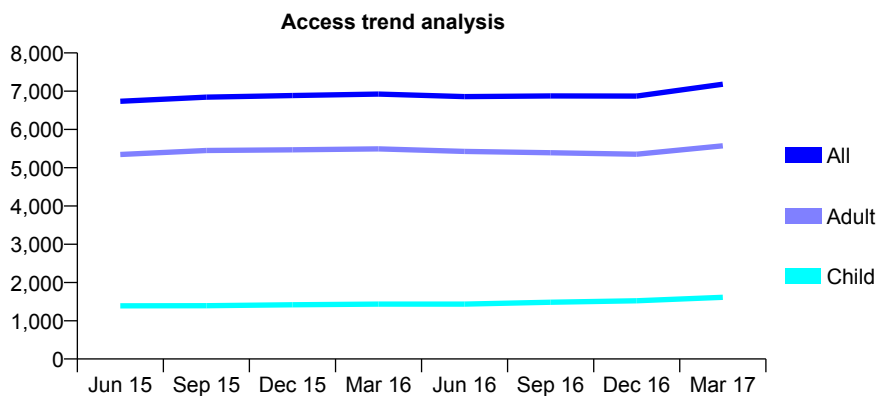
7A1 - Vital Signs At a Glance Contract Report for 101281/0144 - Year end March 2017

Name or company name	OASIS DENTAL CARE LTD
Contract type name	GDS Contract
Purpose of contract	General
Contract start date	01/04/2006
Contract end date	

16/17 Contracted general activity (UDA)	23,118
Carry forward general activity (UDA)	-935
16/17 Contracted orthodontic activity (UOA)	0
Carry forward orthodontic activity (UOA)	0
Baseline contract value	£530,649.95

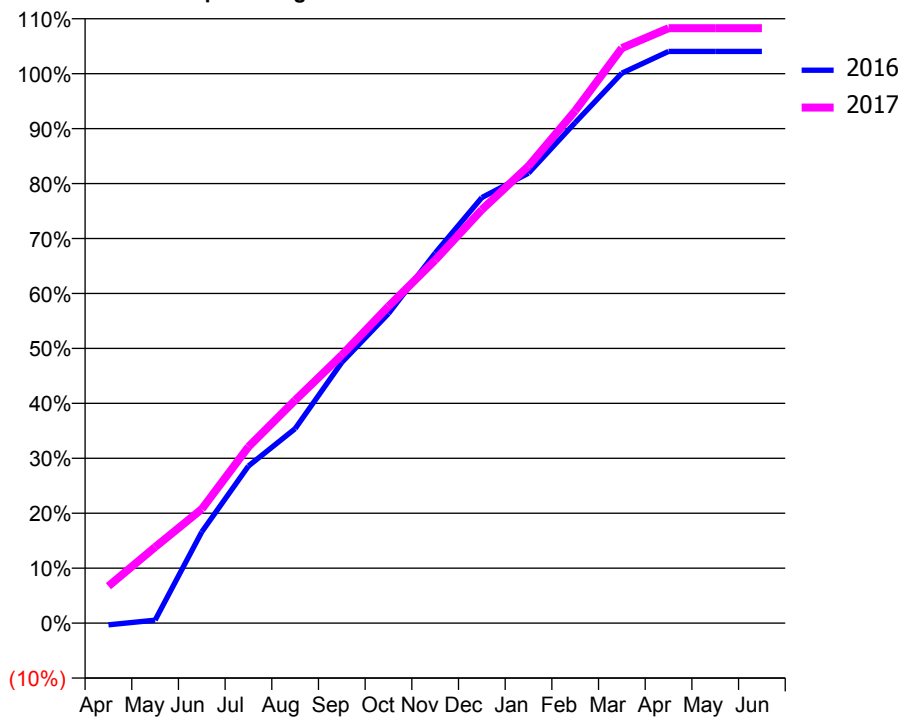
ACCESS*

Patients seen in 24 months	Total	Change since previous quarter
Quarter ending March 2016	6,925	
Quarter ending June 2016	6,858	→
Quarter ending September 2016	6,875	→
Quarter ending December 2016	6,872	→
Quarter ending March 2017	7,183	↑
Variance since March 2016	3.7%	↑



ACTIVITY

Cumulative percentage of contracted UDA delivered 2016 & 2017



Month	Adjusted Scheduled Activity (UDA)	
	2016	2017
April	-73	1,559
May	129	3,201
June	3,841	4,801
July	6,610	7,421
August	8,180	9,377
September	10,972	11,281
October	13,022	13,325
November	15,573	15,271
December	17,903	17,395
January	18,929	19,227
February	21,056	21,557
March	23,138	24,194
April	24,052	25,030
May	24,053	25,028
June	24,053	25,028

QUALITY

	Quantity	Base Number	Contract	LHB	Wales
% of FP17s for the same patient ID Re-attending within 3 months - Children	142	2,284	6.2%	8.0%	11.3%
% of FP17s for the same patient ID Re-attending within 3 months - Adults	1,337	8,685	15.4%	13.8%	16.7%
% of FP17s for the same patient ID Re-attending between 3 & 9 months - Children	1,219	2,284	53.4%	58.8%	58.0%
% of FP17s for the same patient ID Re-attending between 3 & 9 months - Adults	5,079	8,685	58.5%	53.2%	53.7%
% of FP17s for Band 1 Urgent Courses	753	10,987	6.9%	8.1%	8.9%
% of FP17s Relating to Free Repair or Replacements	128	10,987	1.2%	0.8%	0.7%
% of FP17s Relating to Continuations	235	10,987	2.1%	1.0%	0.9%
% of Patients satisfied with the dentistry they have received	28	31	90.3%	93.6%	93.9%
% of Patients satisfied with the time they had to wait for an appointment	28	31	90.3%	89.3%	88.4%

* This is based on patients treated on this contract for their most recent course of treatment. Figures in italics indicate the base number of FP17s or Patient Questionnaire responses are less than 100. N/A is shown where the base number of responses is less than 10 during the period. % is calculated as Quantity/Base number*100

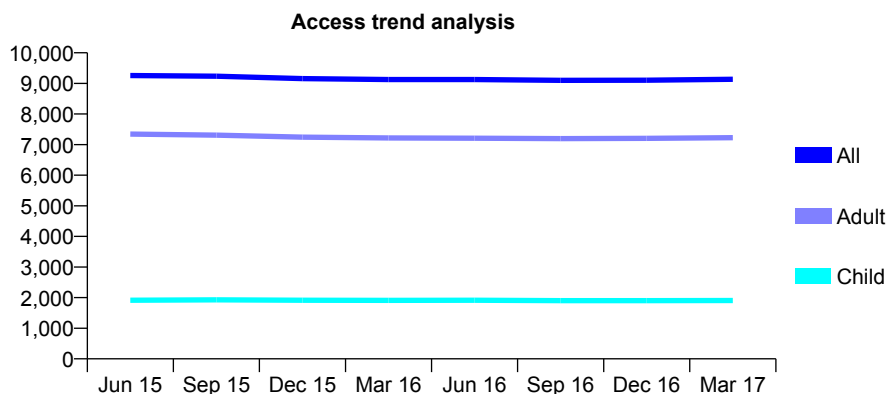
7A1 - Vital Signs At a Glance Contract Report for 101281/0152 - Year end March 2017

Name or company name	OASIS DENTAL CARE LTD
Contract type name	GDS Contract
Purpose of contract	General
Contract start date	01/04/2006
Contract end date	

16/17 Contracted general activity (UDA)	25,000
Carry forward general activity (UDA)	-125
16/17 Contracted orthodontic activity (UOA)	0
Carry forward orthodontic activity (UOA)	0
Baseline contract value	£573,980.24

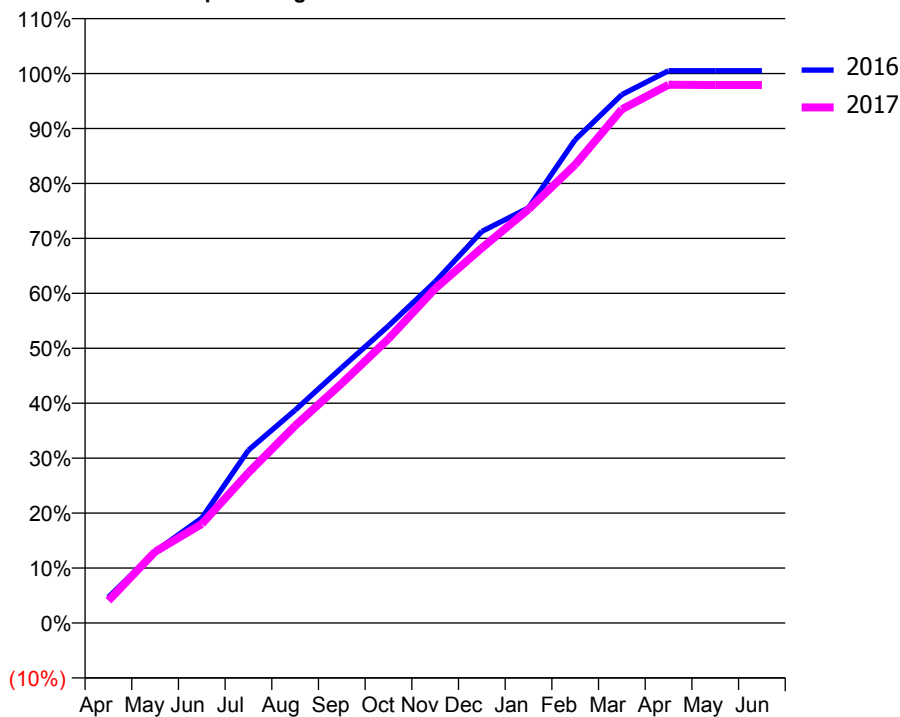
ACCESS*

Patients seen in 24 months	Total	Change since previous quarter
Quarter ending March 2016	9,127	
Quarter ending June 2016	9,126	→
Quarter ending September 2016	9,101	→
Quarter ending December 2016	9,104	→
Quarter ending March 2017	9,133	→
Variance since March 2016	0.1%	→



ACTIVITY

Cumulative percentage of contracted UDA delivered 2016 & 2017



Month	Adjusted Scheduled Activity (UDA)	
	2016	2017
April	1,174	1,017
May	3,254	3,240
June	4,777	4,503
July	7,867	6,843
August	9,687	8,977
September	11,623	10,906
October	13,519	12,933
November	15,527	15,210
December	17,813	17,062
January	18,887	18,823
February	21,988	20,856
March	24,041	23,373
April	25,125	24,485
May	25,125	24,473
June	25,125	24,473

QUALITY

	Quantity	Base Number	Contract	LHB	Wales
% of FP17s for the same patient ID Re-attending within 3 months - Children	160	2,730	5.9%	8.0%	11.3%
% of FP17s for the same patient ID Re-attending within 3 months - Adults	1,350	10,242	13.2%	13.8%	16.7%
% of FP17s for the same patient ID Re-attending between 3 & 9 months - Children	1,562	2,730	57.2%	58.8%	58.0%
% of FP17s for the same patient ID Re-attending between 3 & 9 months - Adults	4,992	10,242	48.7%	53.2%	53.7%
% of FP17s for Band 1 Urgent Courses	992	13,017	7.6%	8.1%	8.9%
% of FP17s Relating to Free Repair or Replacements	118	13,017	0.9%	0.8%	0.7%
% of FP17s Relating to Continuations	188	13,017	1.4%	1.0%	0.9%
% of Patients satisfied with the dentistry they have received	25	28	89.3%	93.6%	93.9%
% of Patients satisfied with the time they had to wait for an appointment	25	28	89.3%	89.3%	88.4%

* This is based on patients treated on this contract for their most recent course of treatment. Figures in italics indicate the base number of FP17s or Patient Questionnaire responses are less than 100. N/A is shown where the base number of responses is less than 10 during the period. % is calculated as Quantity/Base number*100

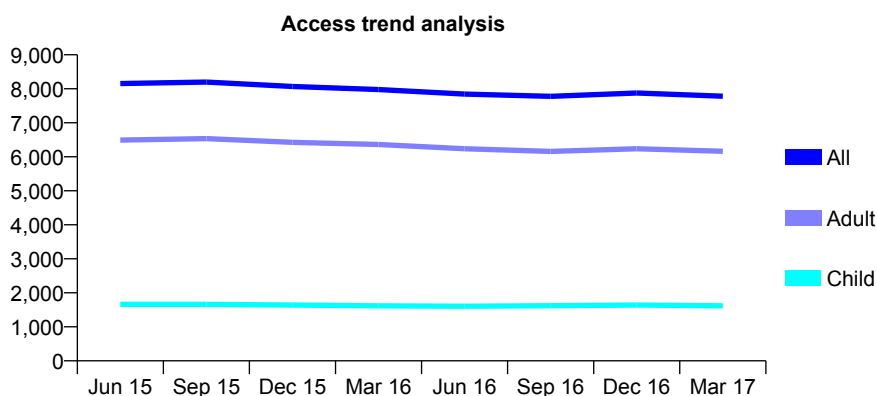
7A1 - Vital Signs At a Glance Contract Report for 101281/0153 - Year end March 2017

Name or company name	OASIS DENTAL CARE LTD
Contract type name	GDS Contract
Purpose of contract	General
Contract start date	01/04/2006
Contract end date	

16/17 Contracted general activity (UDA)	26,500
Carry forward general activity (UDA)	-332
16/17 Contracted orthodontic activity (UOA)	0
Carry forward orthodontic activity (UOA)	0
Baseline contract value	£608,419.05

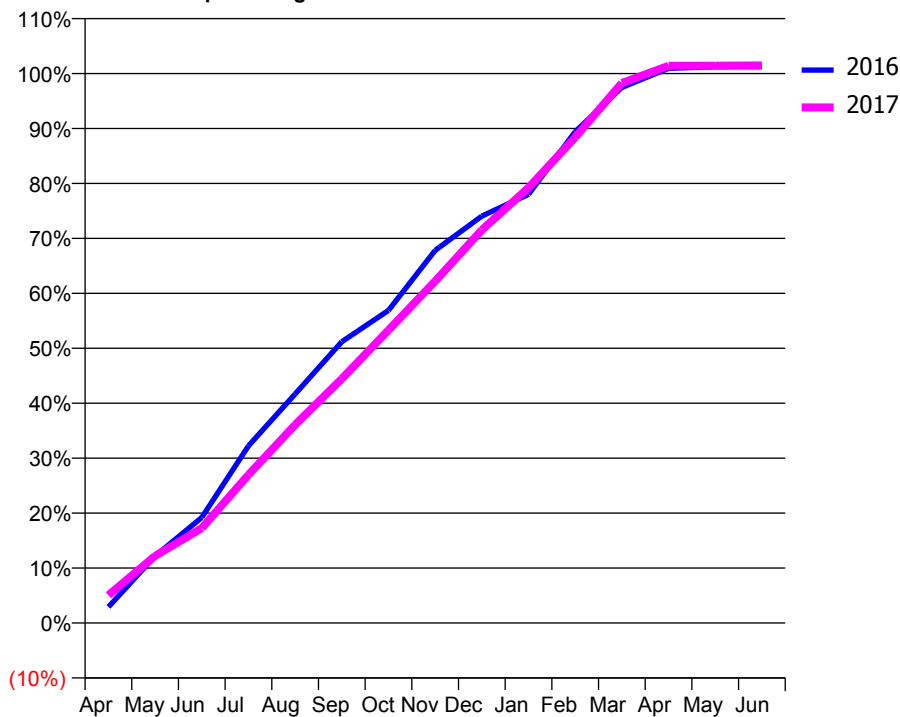
ACCESS*

Patients seen in 24 months	Total	Change since previous quarter
Quarter ending March 2016	7,979	
Quarter ending June 2016	7,846	↓
Quarter ending September 2016	7,780	→
Quarter ending December 2016	7,877	→
Quarter ending March 2017	7,783	↓
Variance since March 2016	(2.5%)	↓



ACTIVITY

Cumulative percentage of contracted UDA delivered 2016 & 2017



Adjusted Scheduled Activity (UDA)

Month	2016	2017
April	776	1,339
May	3,229	3,236
June	5,093	4,573
July	8,541	7,147
August	11,042	9,557
September	13,565	11,780
October	15,076	14,122
November	17,968	16,488
December	19,625	18,954
January	20,673	20,992
February	23,691	23,421
March	25,829	26,041
April	26,750	26,869
May	26,824	26,878
June	26,832	26,890

QUALITY

	Quantity	Base Number	Contract	LHB	Wales
% of FP17s for the same patient ID Re-attending within 3 months - Children	165	2,389	6.9%	8.0%	11.3%
% of FP17s for the same patient ID Re-attending within 3 months - Adults	1,363	9,436	14.4%	13.8%	16.7%
% of FP17s for the same patient ID Re-attending between 3 & 9 months - Children	1,382	2,389	57.8%	58.8%	58.0%
% of FP17s for the same patient ID Re-attending between 3 & 9 months - Adults	5,582	9,436	59.2%	53.2%	53.7%
% of FP17s for Band 1 Urgent Courses	819	11,734	7.0%	8.1%	8.9%
% of FP17s Relating to Free Repair or Replacements	149	11,734	1.3%	0.8%	0.7%
% of FP17s Relating to Continuations	176	11,734	1.5%	1.0%	0.9%
% of Patients satisfied with the dentistry they have received	19	19	100.0%	93.6%	93.9%
% of Patients satisfied with the time they had to wait for an appointment	17	19	89.5%	89.3%	88.4%

* This is based on patients treated on this contract for their most recent course of treatment. Figures in italics indicate the base number of FP17s or Patient Questionnaire responses are less than 100. N/A is shown where the base number of responses is less than 10 during the period. % is calculated as Quantity/Base number*100

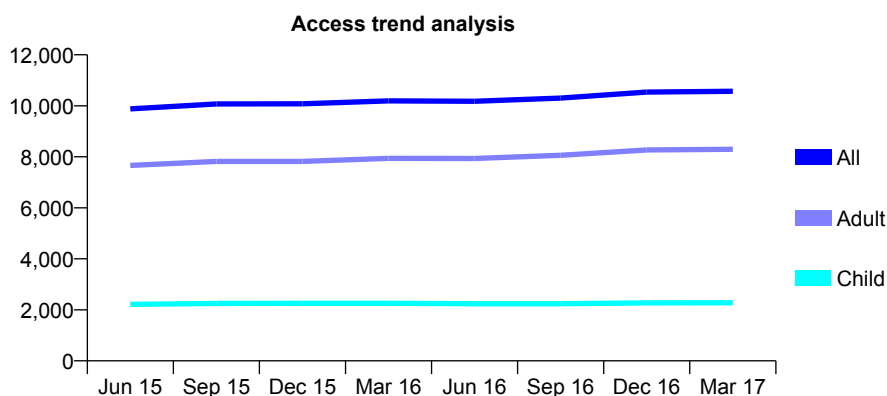
7A1 - Vital Signs At a Glance Contract Report for 101281/0154 - Year end March 2017

Name or company name	OASIS DENTAL CARE LTD
Contract type name	GDS Contract
Purpose of contract	General
Contract start date	01/04/2006
Contract end date	

16/17 Contracted general activity (UDA)	35,277
Carry forward general activity (UDA)	1,005
16/17 Contracted orthodontic activity (UOA)	0
Carry forward orthodontic activity (UOA)	0
Baseline contract value	£809,758.78

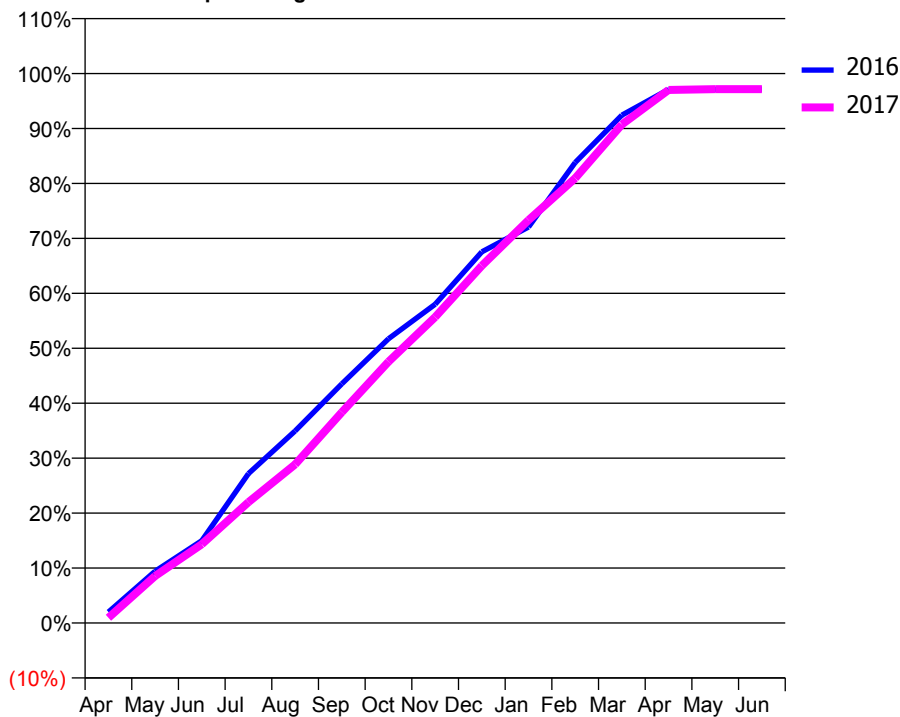
ACCESS*

Patients seen in 24 months	Total	Change since previous quarter
Quarter ending March 2016	10,196	
Quarter ending June 2016	10,178	→
Quarter ending September 2016	10,301	→
Quarter ending December 2016	10,540	↑
Quarter ending March 2017	10,571	→
Variance since March 2016	3.7%	↑



ACTIVITY

Cumulative percentage of contracted UDA delivered 2016 & 2017



Month	Adjusted Scheduled Activity (UDA)	
	2016	2017
April	702	342
May	3,325	3,019
June	5,290	5,051
July	9,596	7,759
August	12,336	10,183
September	15,352	13,534
October	18,248	16,772
November	20,468	19,643
December	23,825	22,940
January	25,424	25,870
February	29,562	28,552
March	32,607	32,001
April	34,254	34,219
May	34,259	34,270
June	34,272	34,273

QUALITY

	Quantity	Base Number	Contract	LHB	Wales
% of FP17s for the same patient ID Re-attending within 3 months - Children	245	3,433	7.1%	8.0%	11.3%
% of FP17s for the same patient ID Re-attending within 3 months - Adults	2,178	13,412	16.2%	13.8%	16.7%
% of FP17s for the same patient ID Re-attending between 3 & 9 months - Children	2,183	3,433	63.6%	58.8%	58.0%
% of FP17s for the same patient ID Re-attending between 3 & 9 months - Adults	8,170	13,412	60.9%	53.2%	53.7%
% of FP17s for Band 1 Urgent Courses	1,597	16,948	9.4%	8.1%	8.9%
% of FP17s Relating to Free Repair or Replacements	171	16,948	1.0%	0.8%	0.7%
% of FP17s Relating to Continuations	333	16,948	2.0%	1.0%	0.9%
% of Patients satisfied with the dentistry they have received	32	33	97.0%	93.6%	93.9%
% of Patients satisfied with the time they had to wait for an appointment	31	33	93.9%	89.3%	88.4%

* This is based on patients treated on this contract for their most recent course of treatment. Figures in italics indicate the base number of FP17s or Patient Questionnaire responses are less than 100. N/A is shown where the base number of responses is less than 10 during the period. % is calculated as Quantity/Base number*100

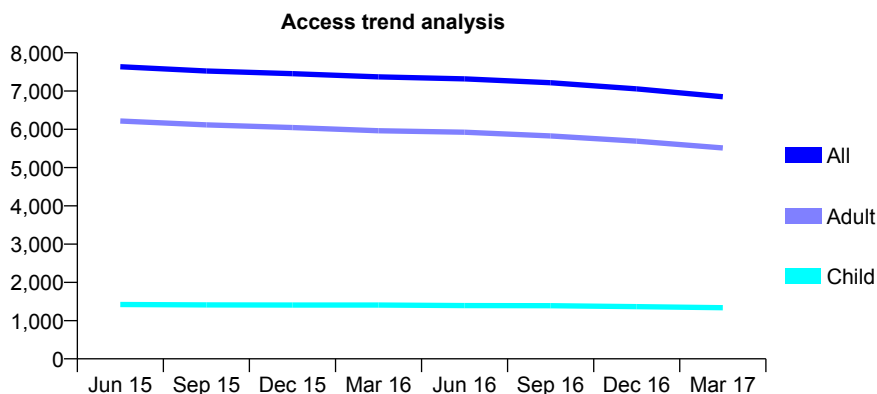
7A1 - Vital Signs At a Glance Contract Report for 101281/0156 - Year end March 2017

Name or company name	OASIS DENTAL CARE LTD
Contract type name	GDS Contract
Purpose of contract	General
Contract start date	01/04/2006
Contract end date	

16/17 Contracted general activity (UDA)	25,000
Carry forward general activity (UDA)	-54
16/17 Contracted orthodontic activity (UOA)	0
Carry forward orthodontic activity (UOA)	0
Baseline contract value	£573,838.53

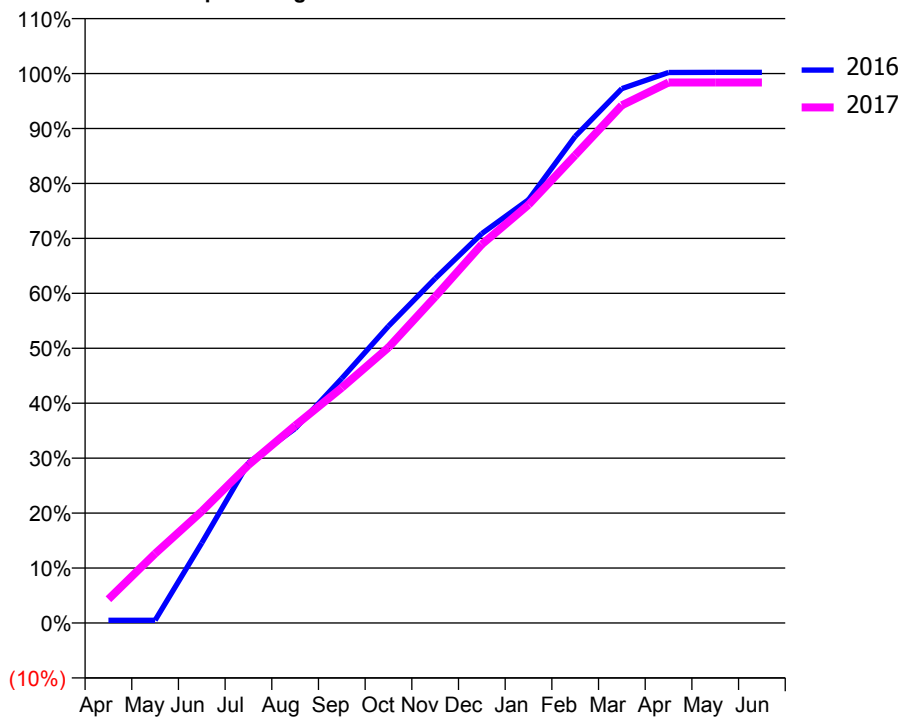
ACCESS*

Patients seen in 24 months	Total	Change since previous quarter
Quarter ending March 2016	7,370	
Quarter ending June 2016	7,319	→
Quarter ending September 2016	7,216	↓
Quarter ending December 2016	7,058	↓
Quarter ending March 2017	6,850	↓
Variance since March 2016	(7.1%)	↓



ACTIVITY

Cumulative percentage of contracted UDA delivered 2016 & 2017



Month	Adjusted Scheduled Activity (UDA)	
	2016	2017
April	127	1,083
May	127	3,159
June	3,642	5,082
July	7,288	7,191
August	8,849	8,981
September	11,131	10,703
October	13,510	12,539
November	15,672	14,842
December	17,719	17,224
January	19,261	19,027
February	22,138	21,288
March	24,313	23,555
April	25,049	24,593
May	25,054	24,593
June	25,054	24,593

QUALITY

	Quantity	Base Number	Contract	LHB	Wales
% of FP17s for the same patient ID Re-attending within 3 months - Children	163	2,198	7.4%	8.0%	11.3%
% of FP17s for the same patient ID Re-attending within 3 months - Adults	1,952	10,217	19.1%	13.8%	16.7%
% of FP17s for the same patient ID Re-attending between 3 & 9 months - Children	1,452	2,198	66.1%	58.8%	58.0%
% of FP17s for the same patient ID Re-attending between 3 & 9 months - Adults	6,739	10,217	66.0%	53.2%	53.7%
% of FP17s for Band 1 Urgent Courses	1,358	12,357	11.0%	8.1%	8.9%
% of FP17s Relating to Free Repair or Replacements	198	12,357	1.6%	0.8%	0.7%
% of FP17s Relating to Continuations	132	12,357	1.1%	1.0%	0.9%
% of Patients satisfied with the dentistry they have received	31	32	96.9%	93.6%	93.9%
% of Patients satisfied with the time they had to wait for an appointment	28	32	87.5%	89.3%	88.4%

* This is based on patients treated on this contract for their most recent course of treatment. Figures in italics indicate the base number of FP17s or Patient Questionnaire responses are less than 100. N/A is shown where the base number of responses is less than 10 during the period. % is calculated as Quantity/Base number*100

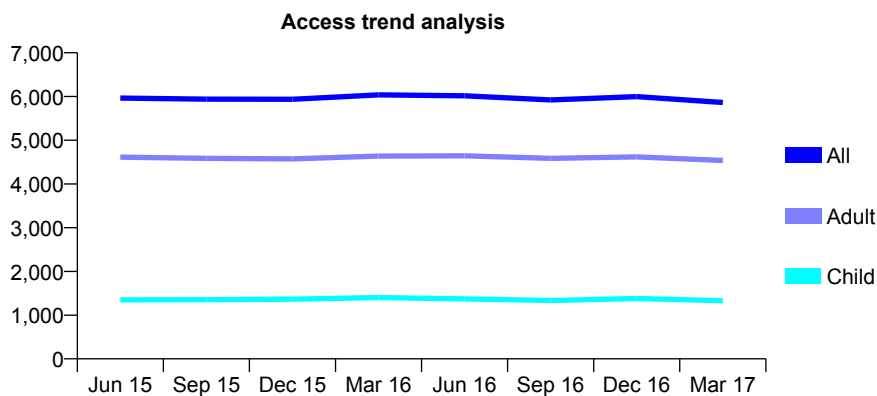
7A1 - Vital Signs At a Glance Contract Report for 101281/0157 - Year end March 2017

Name or company name	OASIS DENTAL CARE LTD
Contract type name	GDS Contract
Purpose of contract	General
Contract start date	01/05/2006
Contract end date	

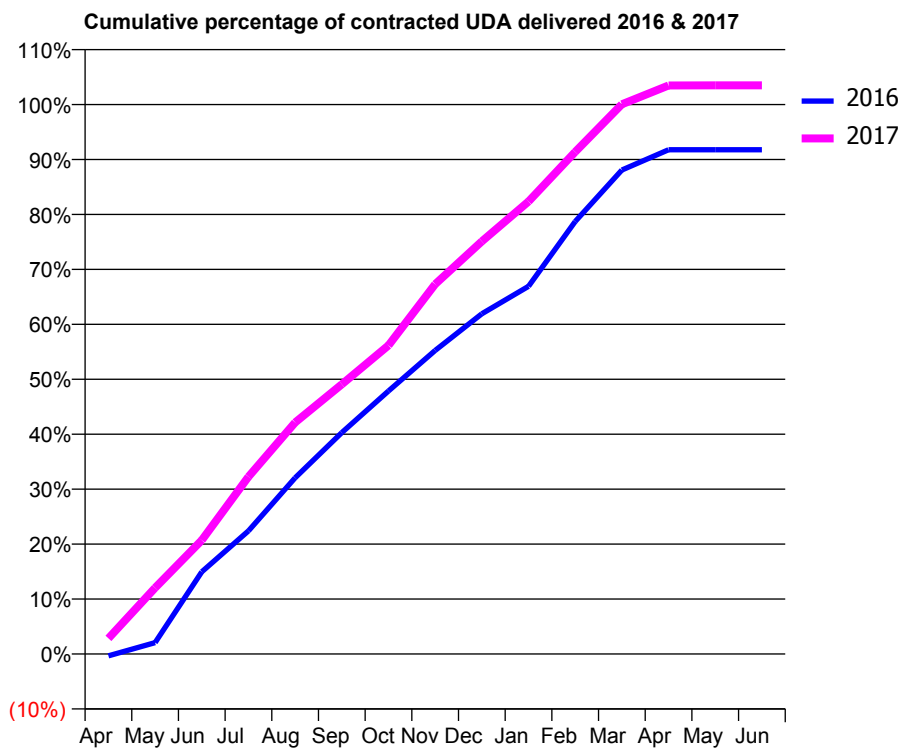
16/17 Contracted general activity (UDA)	19,000
Carry forward general activity (UDA)	0
16/17 Contracted orthodontic activity (UOA)	0
Carry forward orthodontic activity (UOA)	0
Baseline contract value	£436,117.28

ACCESS*

Patients seen in 24 months	Total	Change since previous quarter
Quarter ending March 2016	6,038	
Quarter ending June 2016	6,015	→
Quarter ending September 2016	5,921	↓
Quarter ending December 2016	5,998	→
Quarter ending March 2017	5,865	↓
Variance since March 2016	(2.9%)	↓



ACTIVITY



Month	Adjusted Scheduled Activity (UDA)	
	2016	2017
April	-69	540
May	413	2,288
June	2,992	3,934
July	4,480	6,131
August	6,412	8,004
September	8,060	9,323
October	9,574	10,671
November	11,049	12,790
December	12,385	14,267
January	13,383	15,646
February	15,744	17,361
March	17,613	19,010
April	18,352	19,657
May	18,352	19,662
June	18,352	19,662

QUALITY

	Quantity	Base Number	Contract	LHB	Wales
% of FP17s for the same patient ID Re-attending within 3 months - Children	113	2,049	5.5%	8.0%	11.3%
% of FP17s for the same patient ID Re-attending within 3 months - Adults	888	6,032	14.7%	13.8%	16.7%
% of FP17s for the same patient ID Re-attending between 3 & 9 months - Children	1,341	2,049	65.4%	58.8%	58.0%
% of FP17s for the same patient ID Re-attending between 3 & 9 months - Adults	2,474	6,032	41.0%	53.2%	53.7%
% of FP17s for Band 1 Urgent Courses	273	8,059	3.4%	8.1%	8.9%
% of FP17s Relating to Free Repair or Replacements	33	8,059	0.4%	0.8%	0.7%
% of FP17s Relating to Continuations	259	8,059	3.2%	1.0%	0.9%
% of Patients satisfied with the dentistry they have received	25	27	92.6%	93.6%	93.9%
% of Patients satisfied with the time they had to wait for an appointment	25	27	92.6%	89.3%	88.4%

* This is based on patients treated on this contract for their most recent course of treatment. Figures in italics indicate the base number of FP17s or Patient Questionnaire responses are less than 100. N/A is shown where the base number of responses is less than 10 during the period. % is calculated as Quantity/Base number*100

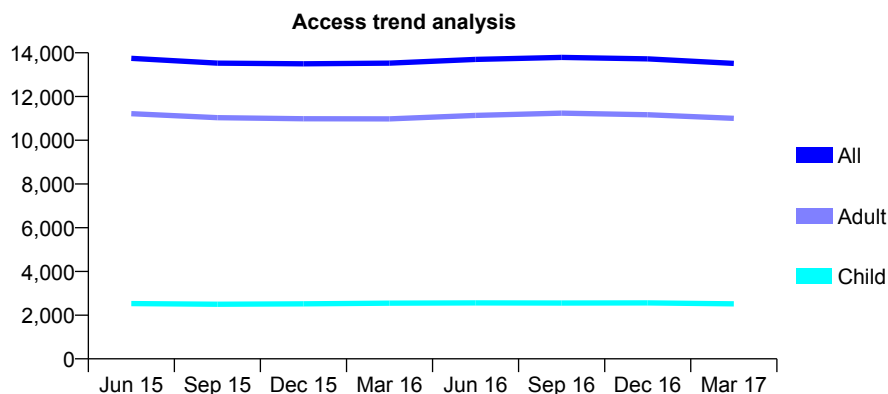
7A1 - Vital Signs At a Glance Contract Report for 101338/0037 - Year end March 2017

Name or company name	Whitecross Dental Care Limited
Contract type name	GDS Contract
Purpose of contract	General
Contract start date	01/04/2006
Contract end date	

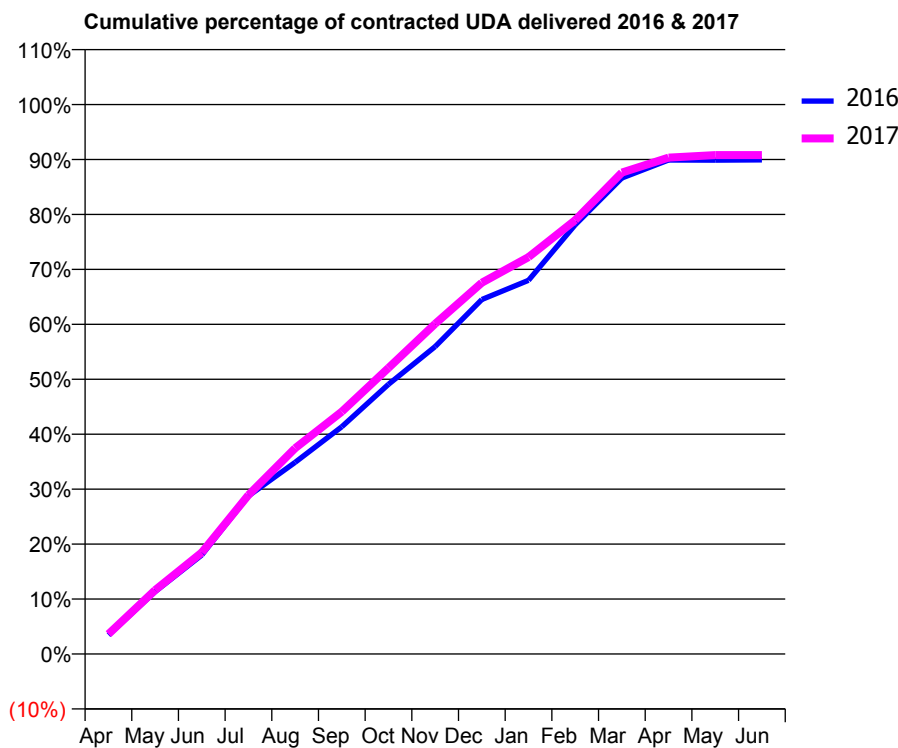
16/17 Contracted general activity (UDA)	49,362
Carry forward general activity (UDA)	0
16/17 Contracted orthodontic activity (UOA)	0
Carry forward orthodontic activity (UOA)	0
Baseline contract value	£1,339,295.84

ACCESS*

Patients seen in 24 months	Total	Change since previous quarter
Quarter ending March 2016	13,528	
Quarter ending June 2016	13,698	→
Quarter ending September 2016	13,792	→
Quarter ending December 2016	13,725	→
Quarter ending March 2017	13,517	↓
Variance since March 2016	(0.1%)	→



ACTIVITY



Month	Adjusted Scheduled Activity (UDA)	
	2016	2017
April	1,711	1,786
May	5,596	5,747
June	8,894	9,121
July	14,195	14,280
August	17,222	18,493
September	20,414	21,766
October	24,221	25,703
November	27,619	29,662
December	31,846	33,355
January	33,567	35,659
February	38,559	38,976
March	42,756	43,246
April	44,378	44,595
May	44,369	44,813
June	44,393	44,816

QUALITY

	Quantity	Base Number	Contract	LHB	Wales
% of FP17s for the same patient ID Re-attending within 3 months - Children	100	3,250	3.1%	8.0%	11.3%
% of FP17s for the same patient ID Re-attending within 3 months - Adults	1,299	15,548	8.4%	13.8%	16.7%
% of FP17s for the same patient ID Re-attending between 3 & 9 months - Children	1,887	3,250	58.1%	58.8%	58.0%
% of FP17s for the same patient ID Re-attending between 3 & 9 months - Adults	9,618	15,548	61.9%	53.2%	53.7%
% of FP17s for Band 1 Urgent Courses	694	18,802	3.7%	8.1%	8.9%
% of FP17s Relating to Free Repair or Replacements	249	18,802	1.3%	0.8%	0.7%
% of FP17s Relating to Continuations	104	18,802	0.6%	1.0%	0.9%
% of Patients satisfied with the dentistry they have received	71	74	95.9%	93.6%	93.9%
% of Patients satisfied with the time they had to wait for an appointment	69	74	93.2%	89.3%	88.4%

* This is based on patients treated on this contract for their most recent course of treatment. Figures in italics indicate the base number of FP17s or Patient Questionnaire responses are less than 100. N/A is shown where the base number of responses is less than 10 during the period. % is calculated as Quantity/Base number*100

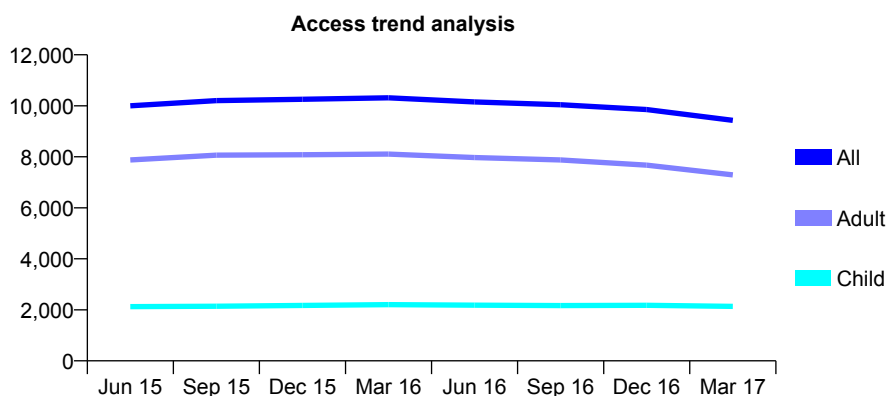
7A1 - Vital Signs At a Glance Contract Report for 101338/0041 - Year end March 2017

Name or company name	Whitecross Dental Care Limited
Contract type name	GDS Contract
Purpose of contract	General
Contract start date	01/04/2006
Contract end date	

16/17 Contracted general activity (UDA)	29,600
Carry forward general activity (UDA)	0
16/17 Contracted orthodontic activity (UOA)	0
Carry forward orthodontic activity (UOA)	0
Baseline contract value	£698,560.00

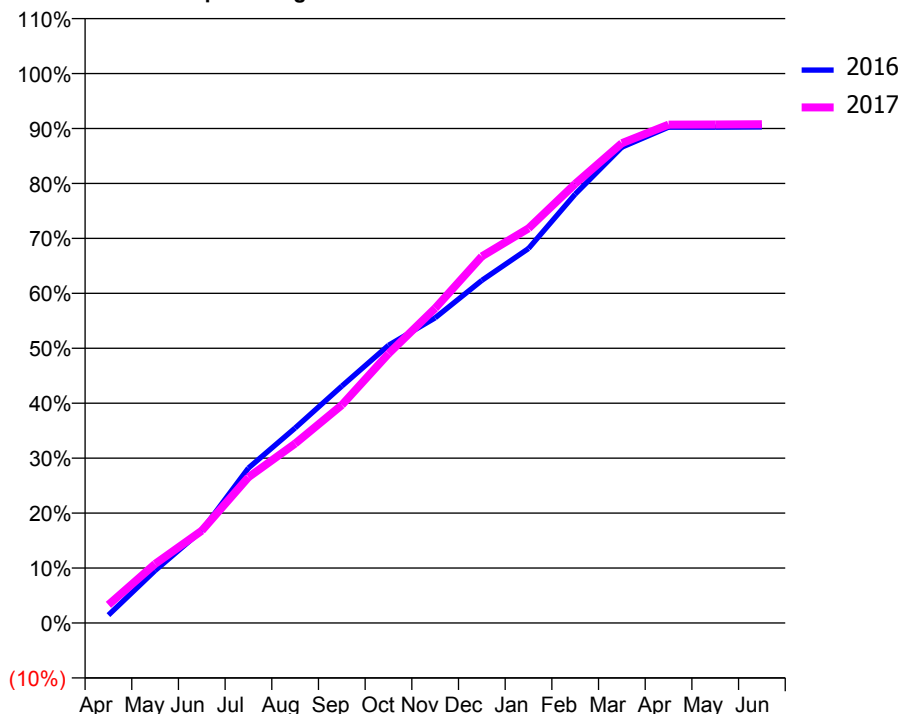
ACCESS*

Patients seen in 24 months	Total	Change since previous quarter
Quarter ending March 2016	10,312	
Quarter ending June 2016	10,152	↓
Quarter ending September 2016	10,043	↓
Quarter ending December 2016	9,851	↓
Quarter ending March 2017	9,428	↓
Variance since March 2016	(8.6%)	↓



ACTIVITY

Cumulative percentage of contracted UDA delivered 2016 & 2017



Month	Adjusted Scheduled Activity (UDA)	
	2016	2017
April	418	983
May	2,749	3,188
June	4,839	4,975
July	8,113	7,858
August	10,208	9,665
September	12,402	11,743
October	14,533	14,505
November	15,969	16,959
December	17,932	19,747
January	19,603	21,259
February	22,447	23,657
March	24,904	25,850
April	25,952	26,850
May	25,952	26,855
June	25,963	26,865

QUALITY

	Quantity	Base Number	Contract	LHB	Wales
% of FP17s for the same patient ID Re-attending within 3 months - Children	152	2,638	5.8%	8.0%	11.3%
% of FP17s for the same patient ID Re-attending within 3 months - Adults	874	8,431	10.4%	13.8%	16.7%
% of FP17s for the same patient ID Re-attending between 3 & 9 months - Children	1,094	2,638	41.5%	58.8%	58.0%
% of FP17s for the same patient ID Re-attending between 3 & 9 months - Adults	3,486	8,431	41.3%	53.2%	53.7%
% of FP17s for Band 1 Urgent Courses	710	11,119	6.4%	8.1%	8.9%
% of FP17s Relating to Free Repair or Replacements	44	11,119	0.4%	0.8%	0.7%
% of FP17s Relating to Continuations	132	11,119	1.2%	1.0%	0.9%
% of Patients satisfied with the dentistry they have received	29	31	93.5%	93.6%	93.9%
% of Patients satisfied with the time they had to wait for an appointment	28	31	90.3%	89.3%	88.4%

* This is based on patients treated on this contract for their most recent course of treatment. Figures in italics indicate the base number of FP17s or Patient Questionnaire responses are less than 100. N/A is shown where the base number of responses is less than 10 during the period. % is calculated as Quantity/Base number*100

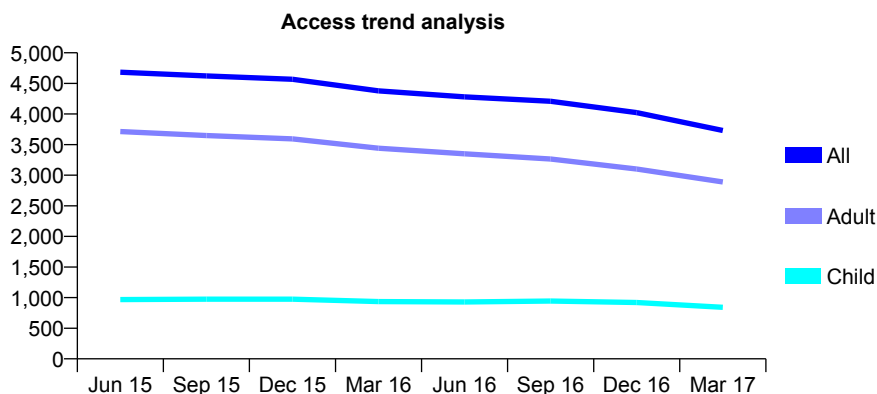
7A1 - Vital Signs At a Glance Contract Report for 101338/0146 - Year end March 2017

Name or company name	Whitecross Dental Care Limited
Contract type name	GDS Contract
Purpose of contract	General
Contract start date	01/02/2013
Contract end date	

16/17 Contracted general activity (UDA)	12,000
Carry forward general activity (UDA)	-289
16/17 Contracted orthodontic activity (UOA)	0
Carry forward orthodontic activity (UOA)	0
Baseline contract value	£297,600.00

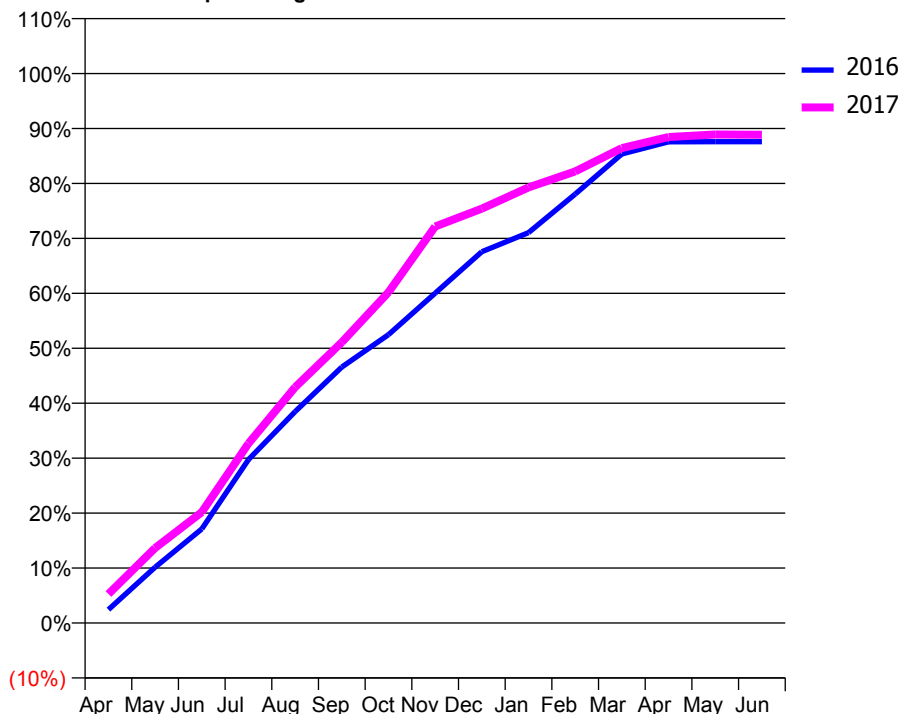
ACCESS*

Patients seen in 24 months	Total	Change since previous quarter
Quarter ending March 2016	4,377	
Quarter ending June 2016	4,279	↓
Quarter ending September 2016	4,209	↓
Quarter ending December 2016	4,022	↓
Quarter ending March 2017	3,731	↓
Variance since March 2016	(14.8%)	↓



ACTIVITY

Cumulative percentage of contracted UDA delivered 2016 & 2017



Month	Adjusted Scheduled Activity (UDA)	
	2016	2017
April	365	632
May	1,523	1,638
June	2,569	2,421
July	4,461	3,920
August	5,773	5,151
September	6,989	6,131
October	7,872	7,223
November	9,005	8,658
December	10,137	9,049
January	10,656	9,512
February	11,708	9,861
March	12,806	10,370
April	13,135	10,612
May	13,139	10,669
June	13,139	10,661

QUALITY

	Quantity	Base Number	Contract	LHB	Wales
% of FP17s for the same patient ID Re-attending within 3 months - Children	86	1,006	8.5%	8.0%	11.3%
% of FP17s for the same patient ID Re-attending within 3 months - Adults	465	3,473	13.4%	13.8%	16.7%
% of FP17s for the same patient ID Re-attending between 3 & 9 months - Children	464	1,006	46.1%	58.8%	58.0%
% of FP17s for the same patient ID Re-attending between 3 & 9 months - Adults	1,674	3,473	48.2%	53.2%	53.7%
% of FP17s for Band 1 Urgent Courses	366	4,396	8.3%	8.1%	8.9%
% of FP17s Relating to Free Repair or Replacements	25	4,396	0.6%	0.8%	0.7%
% of FP17s Relating to Continuations	53	4,396	1.2%	1.0%	0.9%
% of Patients satisfied with the dentistry they have received	19	23	82.6%	93.6%	93.9%
% of Patients satisfied with the time they had to wait for an appointment	19	23	82.6%	89.3%	88.4%

* This is based on patients treated on this contract for their most recent course of treatment. Figures in italics indicate the base number of FP17s or Patient Questionnaire responses are less than 100. N/A is shown where the base number of responses is less than 10 during the period. % is calculated as Quantity/Base number*100

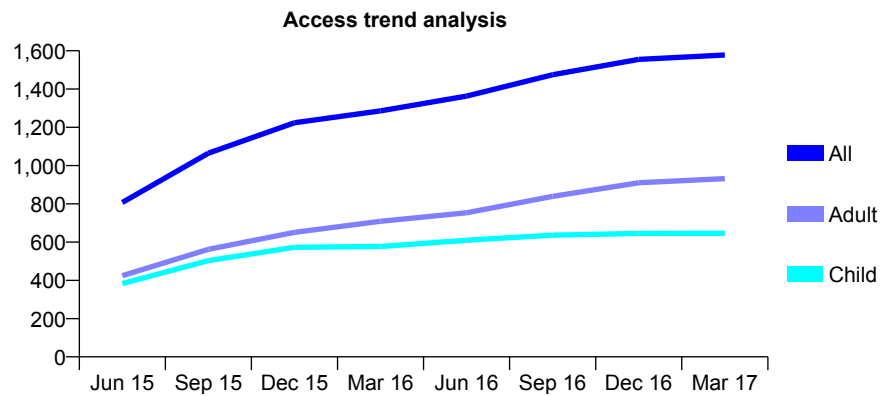
7A1 - Vital Signs At a Glance Contract Report for 102865/0001 - Year end March 2017

Name or company name	C Hancock & DI Jones
Contract type name	GDS Contract
Purpose of contract	General
Contract start date	01/07/2013
Contract end date	

16/17 Contracted general activity (UDA)	3,350
Carry forward general activity (UDA)	28
16/17 Contracted orthodontic activity (UOA)	0
Carry forward orthodontic activity (UOA)	0
Baseline contract value	£78,708.23

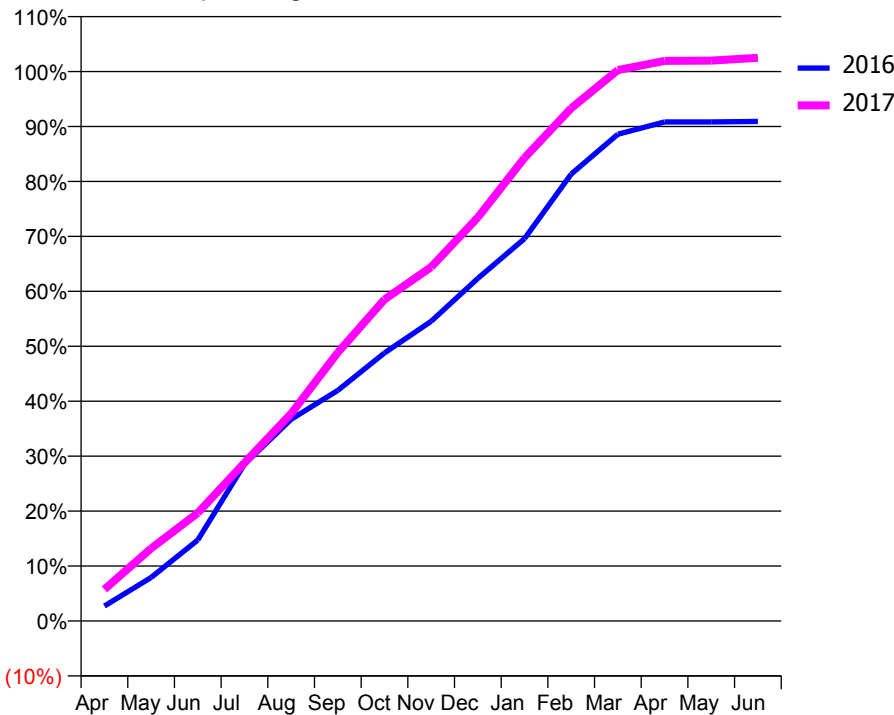
ACCESS*

Patients seen in 24 months	Total	Change since previous quarter
Quarter ending March 2016	1,286	
Quarter ending June 2016	1,363	↑
Quarter ending September 2016	1,475	↑
Quarter ending December 2016	1,555	↑
Quarter ending March 2017	1,578	→
Variance since March 2016	22.7%	↑



ACTIVITY

Cumulative percentage of contracted UDA delivered 2016 & 2017



Month	Adjusted Scheduled Activity (UDA)	
	2016	2017
April	91	193
May	266	443
June	494	659
July	956	964
August	1,230	1,264
September	1,406	1,637
October	1,635	1,961
November	1,827	2,158
December	2,089	2,460
January	2,331	2,824
February	2,725	3,126
March	2,967	3,359
April	3,043	3,415
May	3,043	3,417
June	3,046	3,433

QUALITY

	Quantity	Base Number	Contract	LHB	Wales
% of FP17s for the same patient ID Re-attending within 3 months - Children	96	1,058	9.1%	8.0%	11.3%
% of FP17s for the same patient ID Re-attending within 3 months - Adults	134	1,048	12.8%	13.8%	16.7%
% of FP17s for the same patient ID Re-attending between 3 & 9 months - Children	619	1,058	58.5%	58.8%	58.0%
% of FP17s for the same patient ID Re-attending between 3 & 9 months - Adults	408	1,048	38.9%	53.2%	53.7%
% of FP17s for Band 1 Urgent Courses	187	2,082	9.0%	8.1%	8.9%
% of FP17s Relating to Free Repair or Replacements	2	2,082	0.1%	0.8%	0.7%
% of FP17s Relating to Continuations	17	2,082	0.8%	1.0%	0.9%
% of Patients satisfied with the dentistry they have received	3	3	N/A	93.6%	93.9%
% of Patients satisfied with the time they had to wait for an appointment	2	3	N/A	89.3%	88.4%

* This is based on patients treated on this contract for their most recent course of treatment. Figures in italics indicate the base number of FP17s or Patient Questionnaire responses are less than 100. N/A is shown where the base number of responses is less than 10 during the period. % is calculated as Quantity/Base number*100

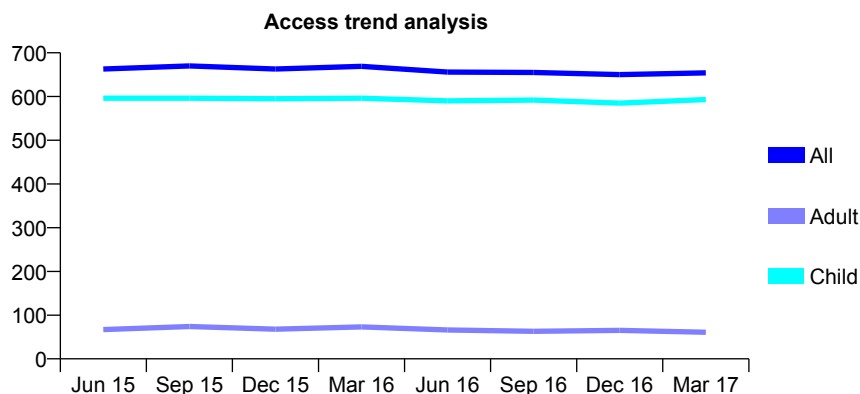
7A1 - Vital Signs At a Glance Contract Report for 107301/0001 - Year end March 2017

Name or company name	Randell & Quail
Contract type name	GDS Contract
Purpose of contract	General
Contract start date	02/04/2006
Contract end date	

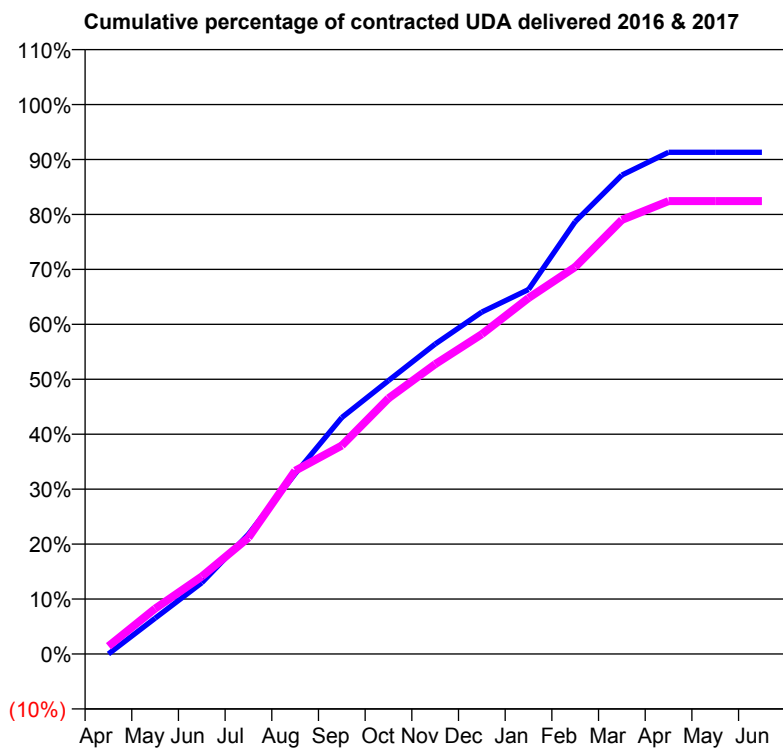
16/17 Contracted general activity (UDA)	1,610
Carry forward general activity (UDA)	0
16/17 Contracted orthodontic activity (UOA)	0
Carry forward orthodontic activity (UOA)	0
Baseline contract value	£36,392.06

ACCESS*

Patients seen in 24 months	Total	Change since previous quarter
Quarter ending March 2016	669	
Quarter ending June 2016	656	↓
Quarter ending September 2016	655	→
Quarter ending December 2016	650	→
Quarter ending March 2017	654	→
Variance since March 2016	(2.2%)	↓



ACTIVITY



Month	Adjusted Scheduled Activity (UDA)	
	2016	2017
April	0	23
May	105	133
June	209	227
July	351	341
August	528	537
September	693	611
October	801	749
November	908	849
December	1,002	937
January	1,068	1,043
February	1,267	1,134
March	1,403	1,272
April	1,470	1,327
May	1,470	1,327
June	1,470	1,327

QUALITY

	Quantity	Base Number	Contract	LHB	Wales
% of FP17s for the same patient ID Re-attending within 3 months - Children	98	936	10.5%	8.0%	11.3%
% of FP17s for the same patient ID Re-attending within 3 months - Adults	3	39	7.7%	13.8%	16.7%
% of FP17s for the same patient ID Re-attending between 3 & 9 months - Children	607	936	64.9%	58.8%	58.0%
% of FP17s for the same patient ID Re-attending between 3 & 9 months - Adults	23	39	59.0%	53.2%	53.7%
% of FP17s for Band 1 Urgent Courses	0	946	0.0%	8.1%	8.9%
% of FP17s Relating to Free Repair or Replacements	0	946	0.0%	0.8%	0.7%
% of FP17s Relating to Continuations	2	946	0.2%	1.0%	0.9%
% of Patients satisfied with the dentistry they have received	6	6	N/A	93.6%	93.9%
% of Patients satisfied with the time they had to wait for an appointment	6	6	N/A	89.3%	88.4%

* This is based on patients treated on this contract for their most recent course of treatment. Figures in italics indicate the base number of FP17s or Patient Questionnaire responses are less than 100. N/A is shown where the base number of responses is less than 10 during the period. % is calculated as Quantity/Base number*100

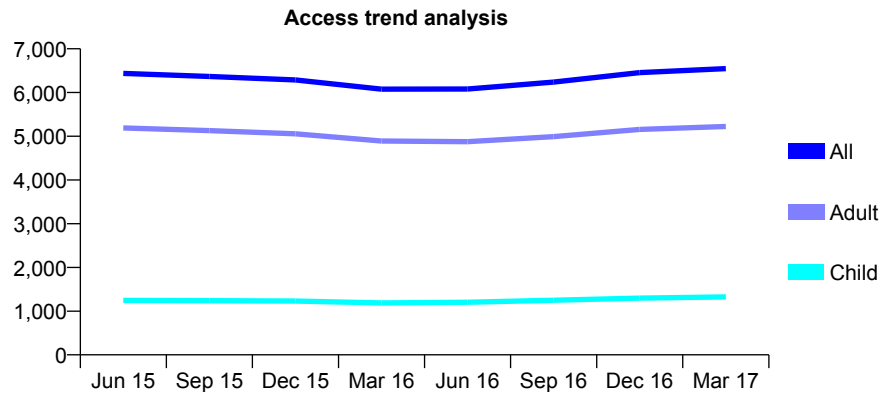
7A1 - Vital Signs At a Glance Contract Report for 112488/0002 - Year end March 2017

Name or company name	Integrated Dental Holdings
Contract type name	GDS Contract
Purpose of contract	General
Contract start date	10/05/2007
Contract end date	

16/17 Contracted general activity (UDA)	20,250
Carry forward general activity (UDA)	0
16/17 Contracted orthodontic activity (UOA)	0
Carry forward orthodontic activity (UOA)	0
Baseline contract value	£464,817.97

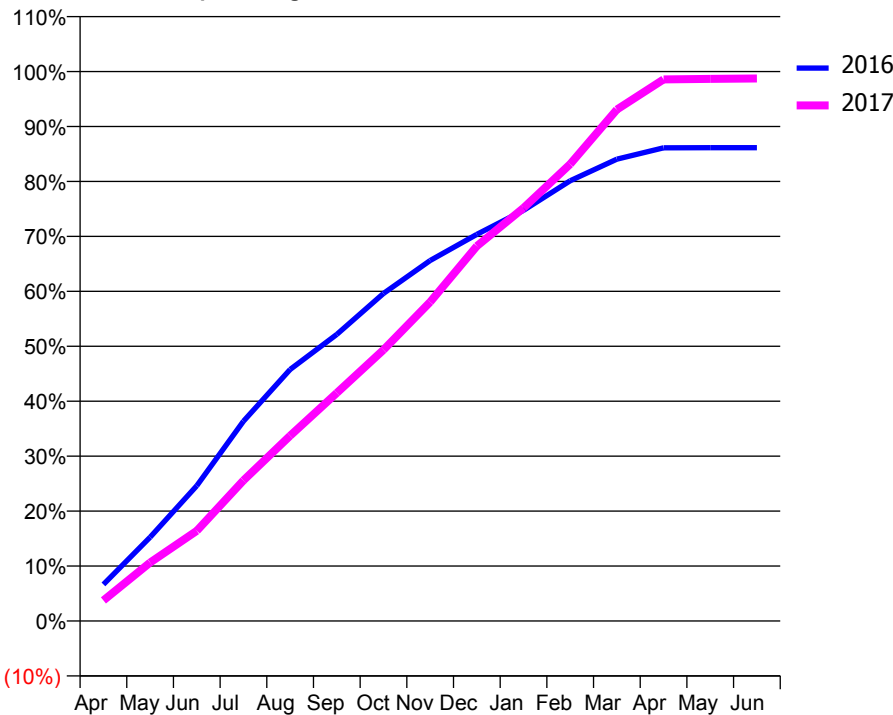
ACCESS*

Patients seen in 24 months	Total	Change since previous quarter
Quarter ending March 2016	6,078	
Quarter ending June 2016	6,080	→
Quarter ending September 2016	6,239	↑
Quarter ending December 2016	6,455	↑
Quarter ending March 2017	6,548	→
Variance since March 2016	7.7%	↑



ACTIVITY

Cumulative percentage of contracted UDA delivered 2016 & 2017



Month	Adjusted Scheduled Activity (UDA)	
	2016	2017
April	1,185	758
May	2,712	2,154
June	4,383	3,323
July	6,471	5,182
August	8,149	6,827
September	9,283	8,404
October	10,610	9,992
November	11,674	11,758
December	12,524	13,814
January	13,299	15,220
February	14,259	16,838
March	14,958	18,846
April	15,326	19,956
May	15,330	19,980
June	15,330	19,992

QUALITY

	Quantity	Base Number	Contract	LHB	Wales
% of FP17s for the same patient ID Re-attending within 3 months - Children	64	2,022	3.2%	8.0%	11.3%
% of FP17s for the same patient ID Re-attending within 3 months - Adults	580	7,884	7.4%	13.8%	16.7%
% of FP17s for the same patient ID Re-attending between 3 & 9 months - Children	1,033	2,022	51.1%	58.8%	58.0%
% of FP17s for the same patient ID Re-attending between 3 & 9 months - Adults	3,830	7,884	48.6%	53.2%	53.7%
% of FP17s for Band 1 Urgent Courses	375	10,085	3.7%	8.1%	8.9%
% of FP17s Relating to Free Repair or Replacements	38	10,085	0.4%	0.8%	0.7%
% of FP17s Relating to Continuations	85	10,085	0.8%	1.0%	0.9%
% of Patients satisfied with the dentistry they have received	37	42	88.1%	93.6%	93.9%
% of Patients satisfied with the time they had to wait for an appointment	34	42	81.0%	89.3%	88.4%

* This is based on patients treated on this contract for their most recent course of treatment. Figures in italics indicate the base number of FP17s or Patient Questionnaire responses are less than 100. N/A is shown where the base number of responses is less than 10 during the period. % is calculated as Quantity/Base number*100

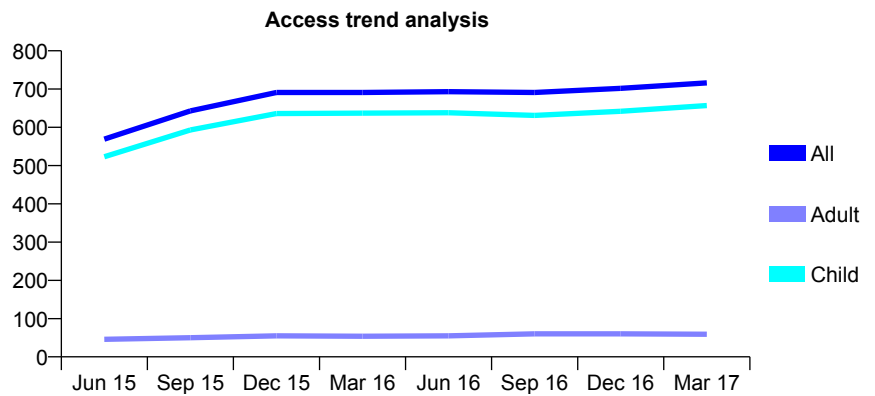
7A1 - Vital Signs At a Glance Contract Report for 114219/0001 - Year end March 2017

Name or company name	Mr J Brandon
Contract type name	GDS Contract
Purpose of contract	General
Contract start date	18/01/2013
Contract end date	

16/17 Contracted general activity (UDA)	1,220
Carry forward general activity (UDA)	-31
16/17 Contracted orthodontic activity (UOA)	0
Carry forward orthodontic activity (UOA)	0
Baseline contract value	£28,321.92

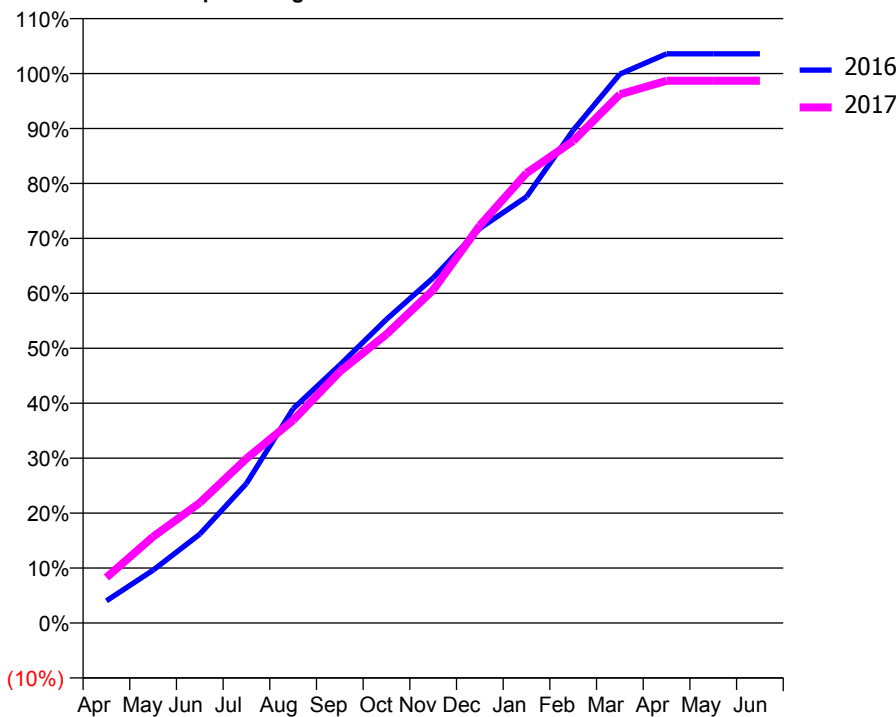
ACCESS*

Patients seen in 24 months	Total	Change since previous quarter
Quarter ending March 2016	691	
Quarter ending June 2016	693	→
Quarter ending September 2016	691	→
Quarter ending December 2016	702	→
Quarter ending March 2017	716	→
Variance since March 2016	3.6%	↑



ACTIVITY

Cumulative percentage of contracted UDA delivered 2016 & 2017



Month	Adjusted Scheduled Activity (UDA)	
	2016	2017
April	49	101
May	117	192
June	197	267
July	310	365
August	476	450
September	573	558
October	674	641
November	766	739
December	876	883
January	946	999
February	1,094	1,070
March	1,219	1,174
April	1,264	1,204
May	1,264	1,204
June	1,264	1,204

QUALITY

	Quantity	Base Number	Contract	LHB	Wales
% of FP17s for the same patient ID Re-attending within 3 months - Children	51	854	6.0%	8.0%	11.3%
% of FP17s for the same patient ID Re-attending within 3 months - Adults	0	3	0.0%	13.8%	16.7%
% of FP17s for the same patient ID Re-attending between 3 & 9 months - Children	446	854	52.2%	58.8%	58.0%
% of FP17s for the same patient ID Re-attending between 3 & 9 months - Adults	0	3	0.0%	53.2%	53.7%
% of FP17s for Band 1 Urgent Courses	14	851	1.6%	8.1%	8.9%
% of FP17s Relating to Free Repair or Replacements	0	851	0.0%	0.8%	0.7%
% of FP17s Relating to Continuations	14	851	1.6%	1.0%	0.9%
% of Patients satisfied with the dentistry they have received	0	0	N/A	93.6%	93.9%
% of Patients satisfied with the time they had to wait for an appointment	0	0	N/A	89.3%	88.4%

* This is based on patients treated on this contract for their most recent course of treatment. Figures in italics indicate the base number of FP17s or Patient Questionnaire responses are less than 100. N/A is shown where the base number of responses is less than 10 during the period. % is calculated as Quantity/Base number*100

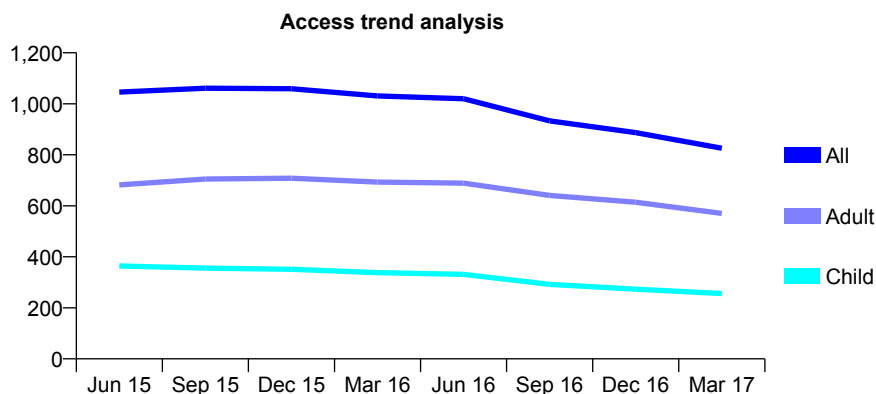
7A1 - Vital Signs At a Glance Contract Report for 114626/0001 - Year end March 2017

Name or company name	The Fern Avenue Limited Partnership
Contract type name	GDS Contract
Purpose of contract	General
Contract start date	01/08/2014
Contract end date	

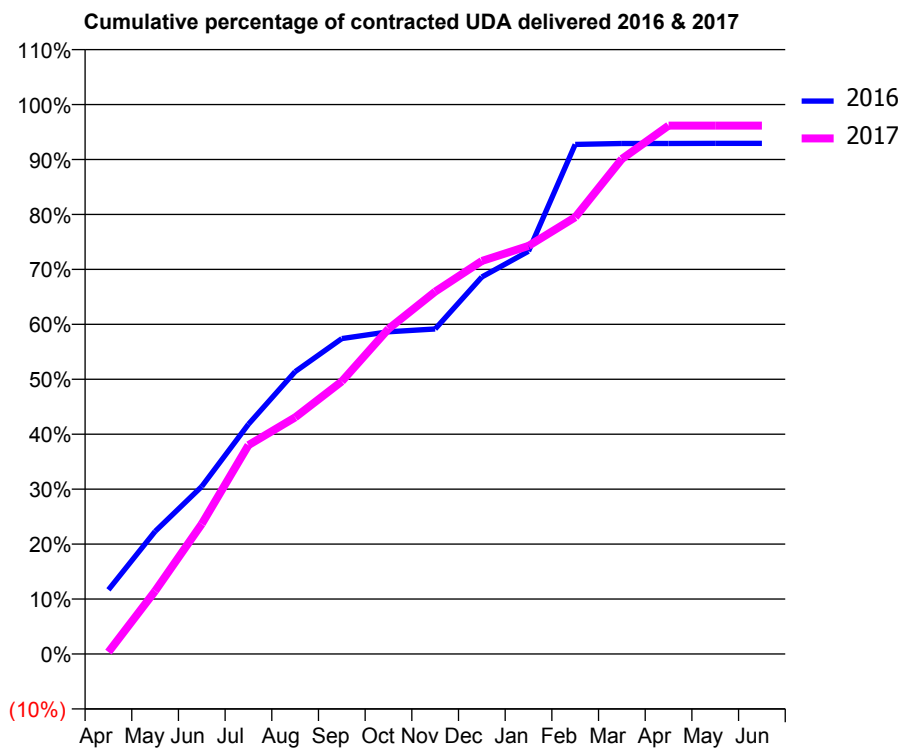
16/17 Contracted general activity (UDA)	2,049
Carry forward general activity (UDA)	23
16/17 Contracted orthodontic activity (UOA)	0
Carry forward orthodontic activity (UOA)	0
Baseline contract value	£48,779.73

ACCESS*

Patients seen in 24 months	Total	Change since previous quarter
Quarter ending March 2016	1,031	
Quarter ending June 2016	1,020	↓
Quarter ending September 2016	933	↓
Quarter ending December 2016	887	↓
Quarter ending March 2017	826	↓
Variance since March 2016	(19.9%)	↓



ACTIVITY



Month	Adjusted Scheduled Activity (UDA)	
	2016	2017
April	309	7
May	589	235
June	805	485
July	1,105	779
August	1,357	882
September	1,516	1,016
October	1,549	1,213
November	1,562	1,351
December	1,812	1,466
January	1,936	1,522
February	2,449	1,629
March	2,454	1,846
April	2,454	1,970
May	2,455	1,970
June	2,455	1,970

QUALITY

	Quantity	Base Number	Contract	LHB	Wales
% of FP17s for the same patient ID Re-attending within 3 months - Children	11	320	3.4%	8.0%	11.3%
% of FP17s for the same patient ID Re-attending within 3 months - Adults	69	601	11.5%	13.8%	16.7%
% of FP17s for the same patient ID Re-attending between 3 & 9 months - Children	147	320	45.9%	58.8%	58.0%
% of FP17s for the same patient ID Re-attending between 3 & 9 months - Adults	254	601	42.3%	53.2%	53.7%
% of FP17s for Band 1 Urgent Courses	61	983	6.2%	8.1%	8.9%
% of FP17s Relating to Free Repair or Replacements	6	983	0.6%	0.8%	0.7%
% of FP17s Relating to Continuations	16	983	1.6%	1.0%	0.9%
% of Patients satisfied with the dentistry they have received	2	3	N/A	93.6%	93.9%
% of Patients satisfied with the time they had to wait for an appointment	1	3	N/A	89.3%	88.4%

* This is based on patients treated on this contract for their most recent course of treatment. Figures in italics indicate the base number of FP17s or Patient Questionnaire responses are less than 100. N/A is shown where the base number of responses is less than 10 during the period. % is calculated as Quantity/Base number*100

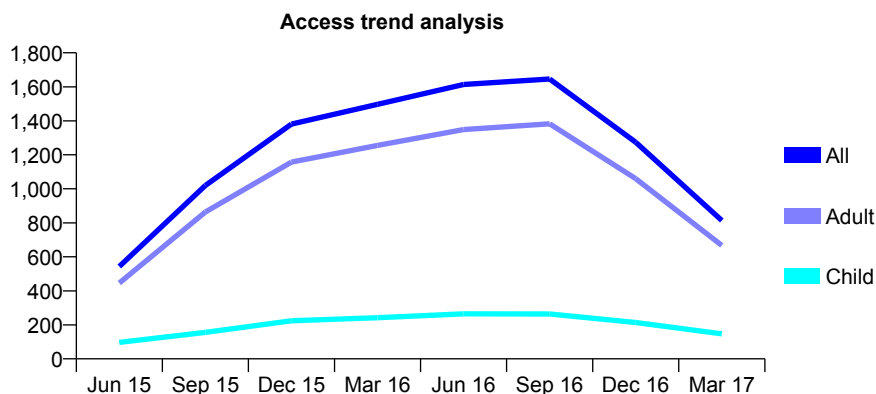
7A1 - Vital Signs At a Glance Contract Report for 114715/0001 - Year end March 2017

Name or company name	Deganwy Avenue Dental Practice Partnersl
Contract type name	GDS Contract
Purpose of contract	General
Contract start date	01/04/2015
Contract end date	30/06/2016

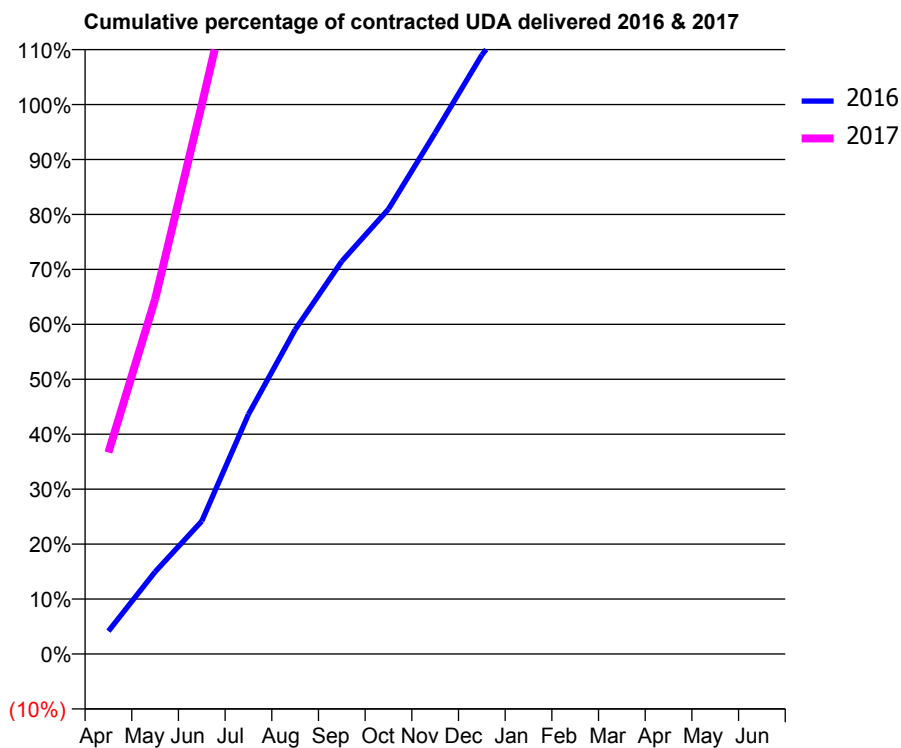
16/17 Contracted general activity (UDA)	931
Carry forward general activity (UDA)	0
16/17 Contracted orthodontic activity (UOA)	0
Carry forward orthodontic activity (UOA)	0
Baseline contract value	£35,835.19

ACCESS*

Patients seen in 24 months	Total	Change since previous quarter
Quarter ending March 2016	1,497	
Quarter ending June 2016	1,614	↑
Quarter ending September 2016	1,646	→
Quarter ending December 2016	1,274	↓
Quarter ending March 2017	814	↓
Variance since March 2016	(45.6%)	↓



ACTIVITY



Month	Adjusted Scheduled Activity (UDA)	
	2016	2017
April	155	341
May	557	601
June	900	931
July	1,624	1,265
August	2,199	1,662
September	2,662	1,687
October	3,015	1,708
November	3,532	1,709
December	4,060	1,713
January	4,442	1,713
February	5,049	1,713
March	5,363	1,717
April	5,509	1,717
May	5,509	1,717
June	5,509	1,717

QUALITY

	Quantity	Base Number	Contract	LHB	Wales
% of FP17s for the same patient ID Re-attending within 3 months - Children	10	187	5.3%	8.0%	11.3%
% of FP17s for the same patient ID Re-attending within 3 months - Adults	154	1,033	14.9%	13.8%	16.7%
% of FP17s for the same patient ID Re-attending between 3 & 9 months - Children	96	187	51.3%	58.8%	58.0%
% of FP17s for the same patient ID Re-attending between 3 & 9 months - Adults	559	1,033	54.1%	53.2%	53.7%
% of FP17s for Band 1 Urgent Courses	181	1,122	16.1%	8.1%	8.9%
% of FP17s Relating to Free Repair or Replacements	1	1,122	0.1%	0.8%	0.7%
% of FP17s Relating to Continuations	11	1,122	1.0%	1.0%	0.9%
% of Patients satisfied with the dentistry they have received	5	5	N/A	93.6%	93.9%
% of Patients satisfied with the time they had to wait for an appointment	4	5	N/A	89.3%	88.4%

* This is based on patients treated on this contract for their most recent course of treatment. Figures in italics indicate the base number of FP17s or Patient Questionnaire responses are less than 100. N/A is shown where the base number of responses is less than 10 during the period. % is calculated as Quantity/Base number*100

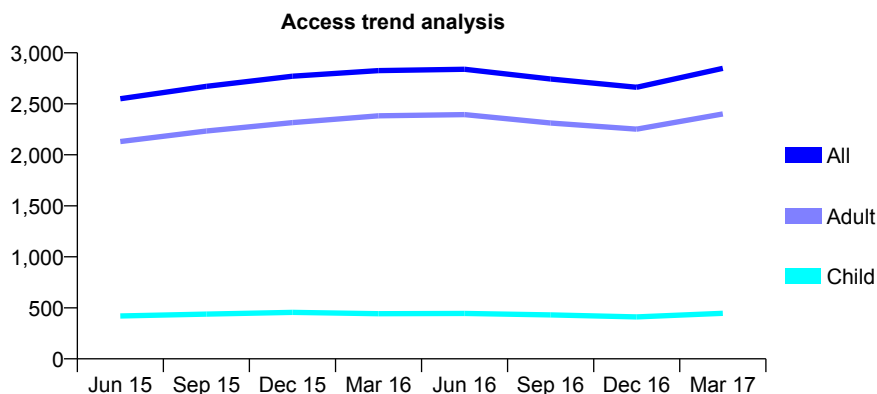
7A1 - Vital Signs At a Glance Contract Report for 123595/0001 - Year end March 2017

Name or company name	Dr M Ramzan
Contract type name	GDS Contract
Purpose of contract	General
Contract start date	01/04/2008
Contract end date	

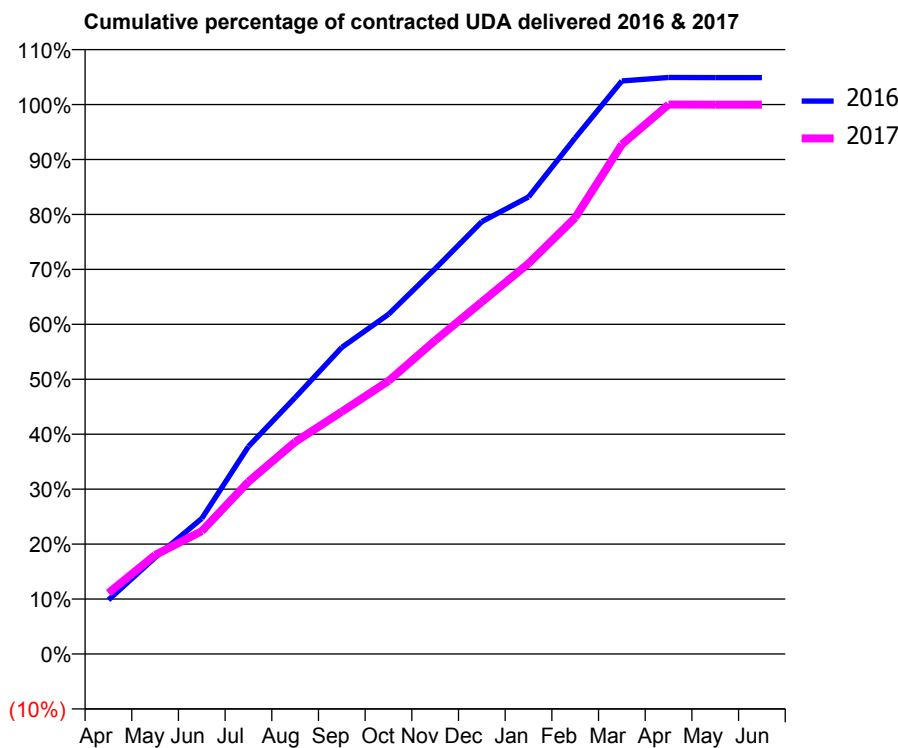
16/17 Contracted general activity (UDA)	9,500
Carry forward general activity (UDA)	-465
16/17 Contracted orthodontic activity (UOA)	0
Carry forward orthodontic activity (UOA)	0
Baseline contract value	£277,546.86

ACCESS*

Patients seen in 24 months	Total	Change since previous quarter
Quarter ending March 2016	2,826	
Quarter ending June 2016	2,839	→
Quarter ending September 2016	2,743	↓
Quarter ending December 2016	2,662	↓
Quarter ending March 2017	2,848	↑
Variance since March 2016	0.8%	→



ACTIVITY



Month	Adjusted Scheduled Activity (UDA)	
	2016	2017
April	935	1,055
May	1,667	1,712
June	2,344	2,125
July	3,588	2,980
August	4,435	3,666
September	5,302	4,190
October	5,872	4,720
November	6,662	5,422
December	7,475	6,087
January	7,902	6,752
February	8,924	7,545
March	9,907	8,809
April	9,966	9,500
May	9,965	9,496
June	9,965	9,496

QUALITY

	Quantity	Base Number	Contract	LHB	Wales
% of FP17s for the same patient ID Re-attending within 3 months - Children	9	512	1.8%	8.0%	11.3%
% of FP17s for the same patient ID Re-attending within 3 months - Adults	110	2,800	3.9%	13.8%	16.7%
% of FP17s for the same patient ID Re-attending between 3 & 9 months - Children	267	512	52.1%	58.8%	58.0%
% of FP17s for the same patient ID Re-attending between 3 & 9 months - Adults	1,689	2,800	60.3%	53.2%	53.7%
% of FP17s for Band 1 Urgent Courses	29	3,474	0.8%	8.1%	8.9%
% of FP17s Relating to Free Repair or Replacements	73	3,474	2.1%	0.8%	0.7%
% of FP17s Relating to Continuations	0	3,474	0.0%	1.0%	0.9%
% of Patients satisfied with the dentistry they have received	21	21	100.0%	93.6%	93.9%
% of Patients satisfied with the time they had to wait for an appointment	20	21	95.2%	89.3%	88.4%

* This is based on patients treated on this contract for their most recent course of treatment. Figures in italics indicate the base number of FP17s or Patient Questionnaire responses are less than 100. N/A is shown where the base number of responses is less than 10 during the period. % is calculated as Quantity/Base number*100

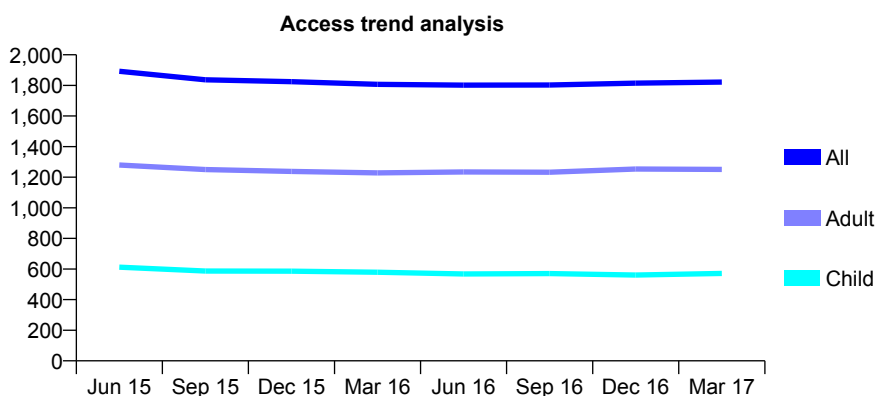
7A1 - Vital Signs At a Glance Contract Report for 127701/0001 - Year end March 2017

Name or company name	Mr Iolo Jones & Associates
Contract type name	GDS Contract
Purpose of contract	General
Contract start date	01/01/2012
Contract end date	

16/17 Contracted general activity (UDA)	5,740
Carry forward general activity (UDA)	174
16/17 Contracted orthodontic activity (UOA)	0
Carry forward orthodontic activity (UOA)	0
Baseline contract value	£136,281.21

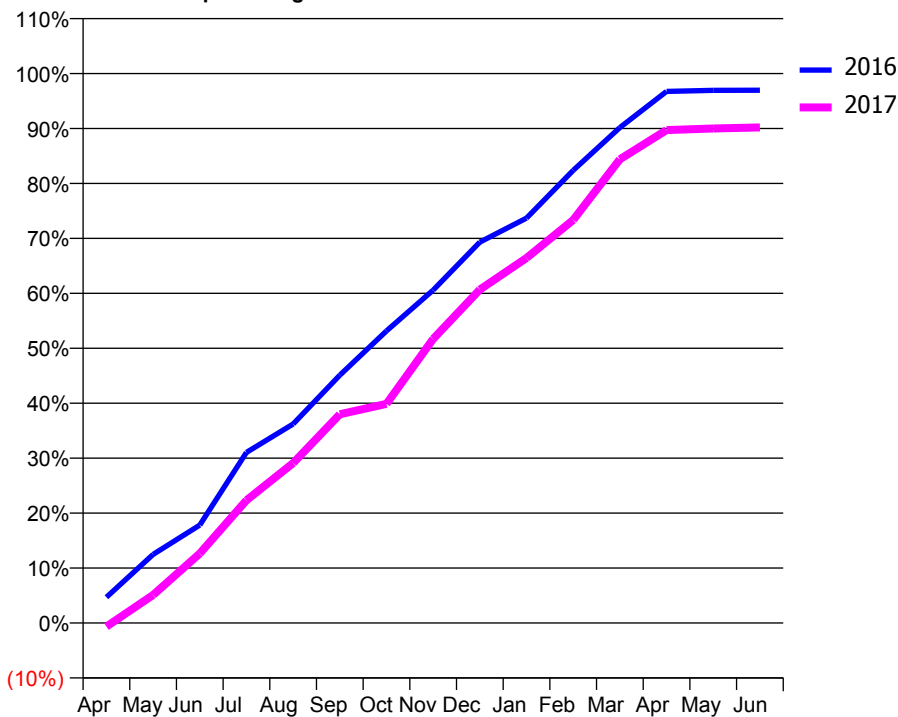
ACCESS*

Patients seen in 24 months	Total	Change since previous quarter
Quarter ending March 2016	1,807	
Quarter ending June 2016	1,802	→
Quarter ending September 2016	1,803	→
Quarter ending December 2016	1,815	→
Quarter ending March 2017	1,822	→
Variance since March 2016	0.8%	→



ACTIVITY

Cumulative percentage of contracted UDA delivered 2016 & 2017



Month	Adjusted Scheduled Activity (UDA)	
	2016	2017
April	269	-39
May	716	293
June	1,023	727
July	1,782	1,282
August	2,079	1,671
September	2,589	2,180
October	3,051	2,289
November	3,478	2,968
December	3,978	3,483
January	4,229	3,813
February	4,728	4,210
March	5,176	4,843
April	5,553	5,149
May	5,564	5,166
June	5,566	5,176

QUALITY

	Quantity	Base Number	Contract	LHB	Wales
% of FP17s for the same patient ID Re-attending within 3 months - Children	67	1,023	6.5%	8.0%	11.3%
% of FP17s for the same patient ID Re-attending within 3 months - Adults	282	2,147	13.1%	13.8%	16.7%
% of FP17s for the same patient ID Re-attending between 3 & 9 months - Children	728	1,023	71.2%	58.8%	58.0%
% of FP17s for the same patient ID Re-attending between 3 & 9 months - Adults	1,478	2,147	68.8%	53.2%	53.7%
% of FP17s for Band 1 Urgent Courses	181	3,123	5.8%	8.1%	8.9%
% of FP17s Relating to Free Repair or Replacements	9	3,123	0.3%	0.8%	0.7%
% of FP17s Relating to Continuations	38	3,123	1.2%	1.0%	0.9%
% of Patients satisfied with the dentistry they have received	5	5	N/A	93.6%	93.9%
% of Patients satisfied with the time they had to wait for an appointment	5	5	N/A	89.3%	88.4%

* This is based on patients treated on this contract for their most recent course of treatment. Figures in italics indicate the base number of FP17s or Patient Questionnaire responses are less than 100. N/A is shown where the base number of responses is less than 10 during the period. % is calculated as Quantity/Base number*100

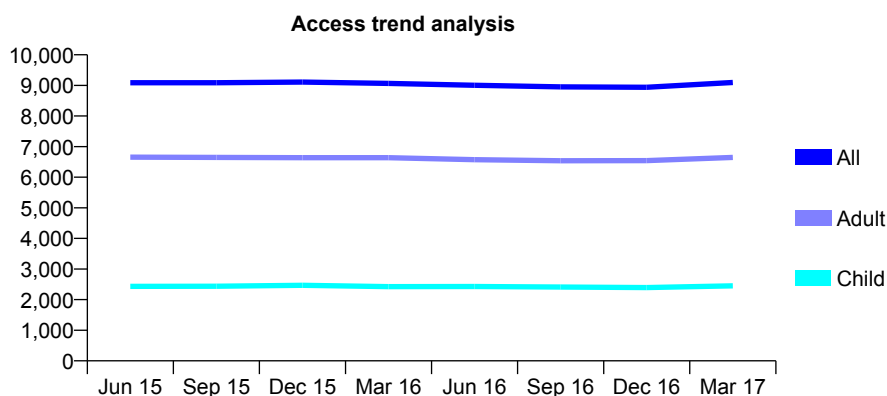
7A1 - Vital Signs At a Glance Contract Report for 130206/0002 - Year end March 2017

Name or company name	Dant Y Coed Dental Practice Ltd
Contract type name	GDS Contract
Purpose of contract	General
Contract start date	01/08/2013
Contract end date	

16/17 Contracted general activity (UDA)	27,641
Carry forward general activity (UDA)	-145
16/17 Contracted orthodontic activity (UOA)	0
Carry forward orthodontic activity (UOA)	0
Baseline contract value	£633,700.03

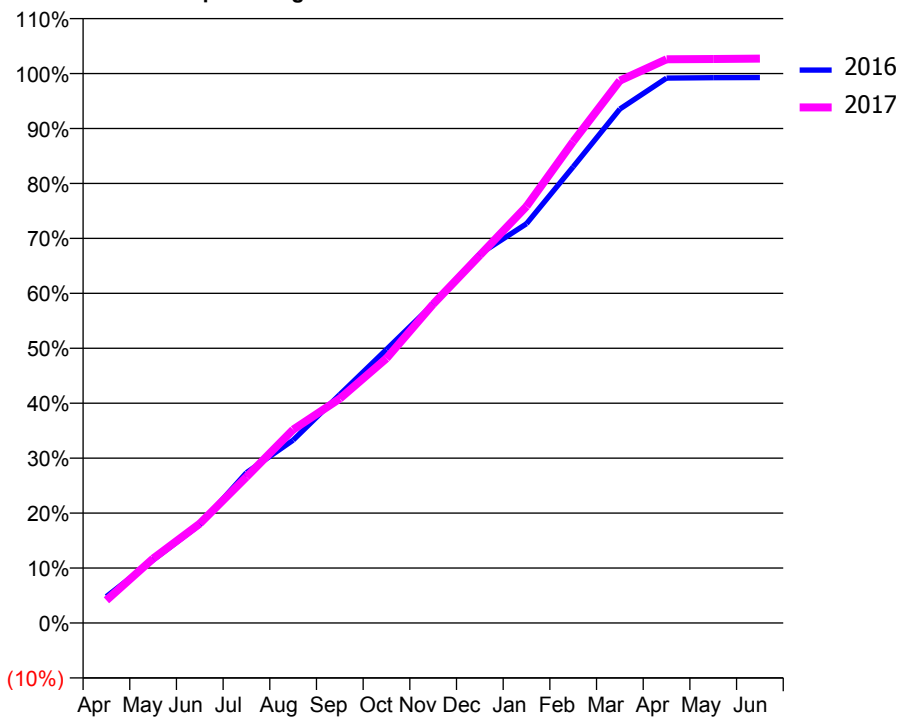
ACCESS*

Patients seen in 24 months	Total	Change since previous quarter
Quarter ending March 2016	9,064	
Quarter ending June 2016	9,005	→
Quarter ending September 2016	8,951	→
Quarter ending December 2016	8,939	→
Quarter ending March 2017	9,098	→
Variance since March 2016	0.4%	→



ACTIVITY

Cumulative percentage of contracted UDA delivered 2016 & 2017



Month	Adjusted Scheduled Activity (UDA)	
	2016	2017
April	1,286	1,144
May	3,053	3,243
June	4,767	5,002
July	7,291	7,348
August	8,865	9,728
September	11,075	11,283
October	13,265	13,314
November	15,469	16,038
December	17,889	18,494
January	19,357	20,961
February	22,118	24,217
March	24,919	27,281
April	26,417	28,355
May	26,437	28,370
June	26,447	28,388

QUALITY

	Quantity	Base Number	Contract	LHB	Wales
% of FP17s for the same patient ID Re-attending within 3 months - Children	374	4,107	9.1%	8.0%	11.3%
% of FP17s for the same patient ID Re-attending within 3 months - Adults	1,459	10,457	14.0%	13.8%	16.7%
% of FP17s for the same patient ID Re-attending between 3 & 9 months - Children	2,655	4,107	64.6%	58.8%	58.0%
% of FP17s for the same patient ID Re-attending between 3 & 9 months - Adults	6,283	10,457	60.1%	53.2%	53.7%
% of FP17s for Band 1 Urgent Courses	836	14,286	5.9%	8.1%	8.9%
% of FP17s Relating to Free Repair or Replacements	193	14,286	1.4%	0.8%	0.7%
% of FP17s Relating to Continuations	42	14,286	0.3%	1.0%	0.9%
% of Patients satisfied with the dentistry they have received	29	30	96.7%	93.6%	93.9%
% of Patients satisfied with the time they had to wait for an appointment	26	30	86.7%	89.3%	88.4%

* This is based on patients treated on this contract for their most recent course of treatment. Figures in italics indicate the base number of FP17s or Patient Questionnaire responses are less than 100. N/A is shown where the base number of responses is less than 10 during the period. % is calculated as Quantity/Base number*100

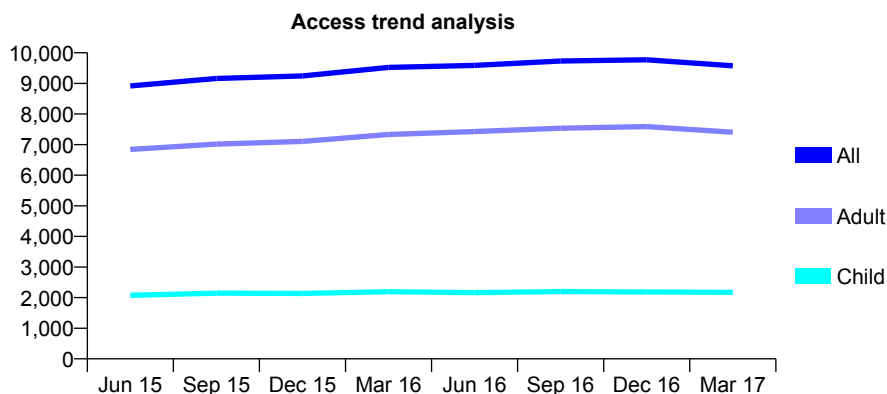
7A1 - Vital Signs At a Glance Contract Report for 133825/0001 - Year end March 2017

Name or company name	Queensferry Dental Surgery Limited
Contract type name	GDS Contract
Purpose of contract	General
Contract start date	01/10/2007
Contract end date	

16/17 Contracted general activity (UDA)	27,772
Carry forward general activity (UDA)	455
16/17 Contracted orthodontic activity (UOA)	0
Carry forward orthodontic activity (UOA)	0
Baseline contract value	£924,281.01

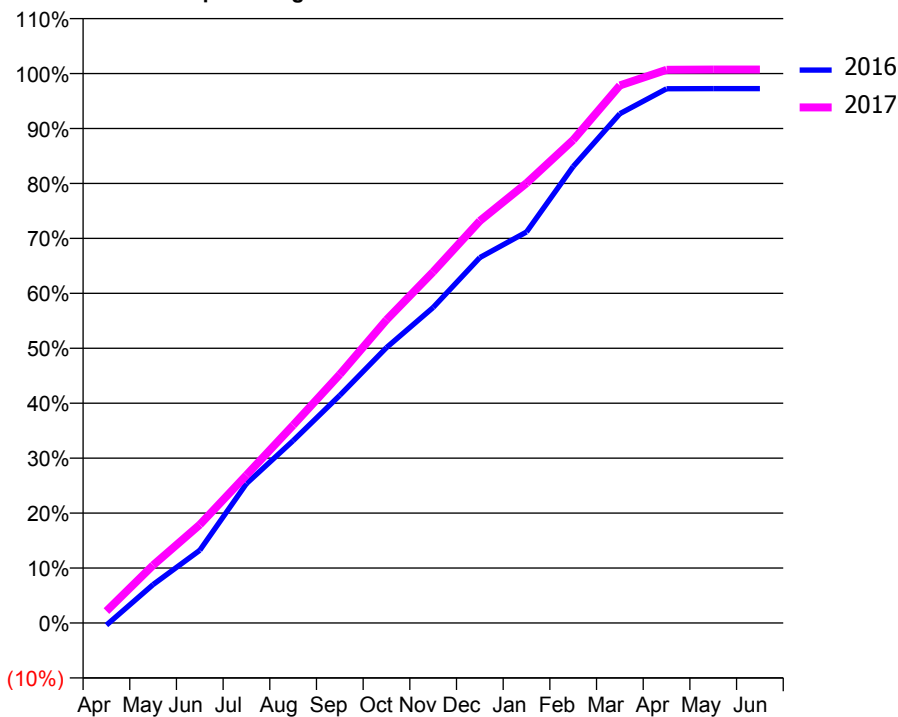
ACCESS*

Patients seen in 24 months	Total	Change since previous quarter
Quarter ending March 2016	9,522	
Quarter ending June 2016	9,590	→
Quarter ending September 2016	9,733	→
Quarter ending December 2016	9,771	→
Quarter ending March 2017	9,576	↓
Variance since March 2016	0.6%	→



ACTIVITY

Cumulative percentage of contracted UDA delivered 2016 & 2017



Month	Adjusted Scheduled Activity (UDA)	
	2016	2017
April	-110	604
May	1,942	2,923
June	3,676	4,972
July	7,047	7,475
August	9,215	10,001
September	11,505	12,563
October	13,923	15,324
November	15,949	17,747
December	18,467	20,320
January	19,763	22,230
February	23,073	24,416
March	25,743	27,169
April	27,000	27,962
May	27,005	27,970
June	27,007	27,970

QUALITY

	Quantity	Base Number	Contract	LHB	Wales
% of FP17s for the same patient ID Re-attending within 3 months - Children	159	2,768	5.7%	8.0%	11.3%
% of FP17s for the same patient ID Re-attending within 3 months - Adults	1,456	9,971	14.6%	13.8%	16.7%
% of FP17s for the same patient ID Re-attending between 3 & 9 months - Children	1,379	2,768	49.8%	58.8%	58.0%
% of FP17s for the same patient ID Re-attending between 3 & 9 months - Adults	5,073	9,971	50.9%	53.2%	53.7%
% of FP17s for Band 1 Urgent Courses	1,127	12,578	9.0%	8.1%	8.9%
% of FP17s Relating to Free Repair or Replacements	61	12,578	0.5%	0.8%	0.7%
% of FP17s Relating to Continuations	205	12,578	1.6%	1.0%	0.9%
% of Patients satisfied with the dentistry they have received	31	32	96.9%	93.6%	93.9%
% of Patients satisfied with the time they had to wait for an appointment	27	32	84.4%	89.3%	88.4%

* This is based on patients treated on this contract for their most recent course of treatment. Figures in italics indicate the base number of FP17s or Patient Questionnaire responses are less than 100. N/A is shown where the base number of responses is less than 10 during the period. % is calculated as Quantity/Base number*100

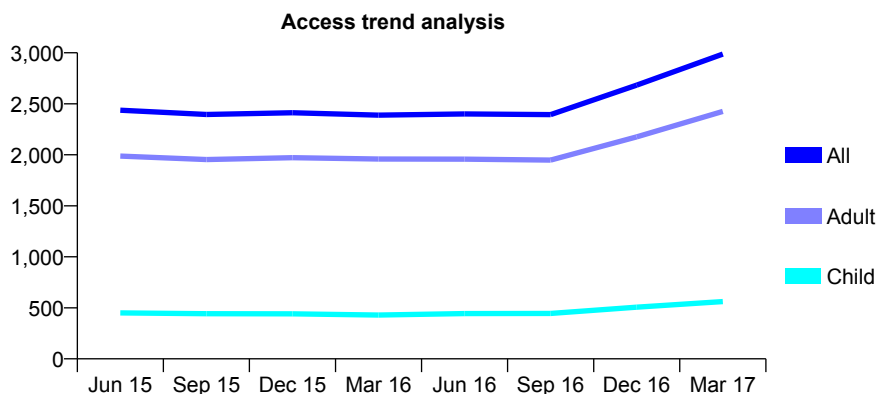
7A1 - Vital Signs At a Glance Contract Report for 134147/0002 - Year end March 2017

Name or company name	L Bester
Contract type name	GDS Contract
Purpose of contract	General
Contract start date	01/12/2009
Contract end date	

16/17 Contracted general activity (UDA)	9,977
Carry forward general activity (UDA)	-61
16/17 Contracted orthodontic activity (UOA)	0
Carry forward orthodontic activity (UOA)	0
Baseline contract value	£231,710.37

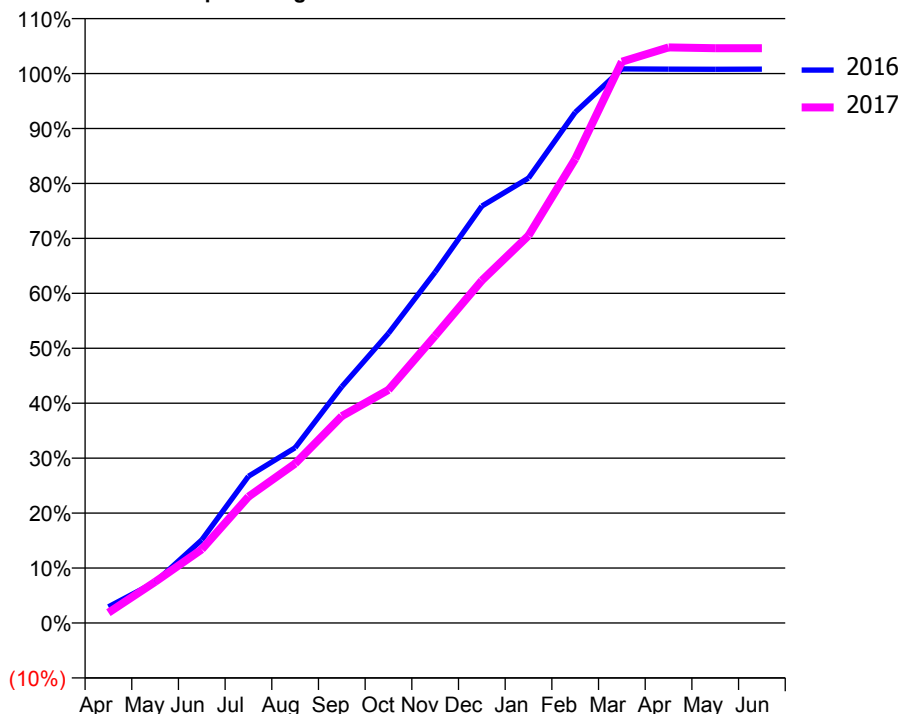
ACCESS*

Patients seen in 24 months	Total	Change since previous quarter
Quarter ending March 2016	2,389	
Quarter ending June 2016	2,401	→
Quarter ending September 2016	2,394	→
Quarter ending December 2016	2,683	↑
Quarter ending March 2017	2,987	↑
Variance since March 2016	25.0%	↑



ACTIVITY

Cumulative percentage of contracted UDA delivered 2016 & 2017



Month	Adjusted Scheduled Activity (UDA)	
	2016	2017
April	227	187
May	574	747
June	1,167	1,338
July	2,060	2,293
August	2,460	2,895
September	3,316	3,757
October	4,065	4,233
November	4,924	5,216
December	5,850	6,218
January	6,244	7,034
February	7,166	8,424
March	7,776	10,193
April	7,773	10,451
May	7,771	10,436
June	7,772	10,436

QUALITY

	Quantity	Base Number	Contract	LHB	Wales
% of FP17s for the same patient ID Re-attending within 3 months - Children	21	688	3.1%	8.0%	11.3%
% of FP17s for the same patient ID Re-attending within 3 months - Adults	170	2,987	5.7%	13.8%	16.7%
% of FP17s for the same patient ID Re-attending between 3 & 9 months - Children	214	688	31.1%	58.8%	58.0%
% of FP17s for the same patient ID Re-attending between 3 & 9 months - Adults	1,244	2,987	41.6%	53.2%	53.7%
% of FP17s for Band 1 Urgent Courses	169	3,759	4.5%	8.1%	8.9%
% of FP17s Relating to Free Repair or Replacements	1	3,759	0.0%	0.8%	0.7%
% of FP17s Relating to Continuations	12	3,759	0.3%	1.0%	0.9%
% of Patients satisfied with the dentistry they have received	13	13	100.0%	93.6%	93.9%
% of Patients satisfied with the time they had to wait for an appointment	12	13	92.3%	89.3%	88.4%

* This is based on patients treated on this contract for their most recent course of treatment. Figures in italics indicate the base number of FP17s or Patient Questionnaire responses are less than 100. N/A is shown where the base number of responses is less than 10 during the period. % is calculated as Quantity/Base number*100

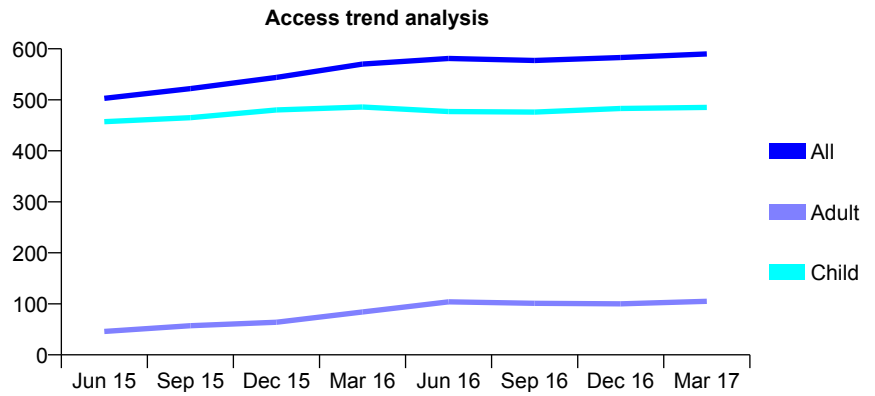
7A1 - Vital Signs At a Glance Contract Report for 137413/0001 - Year end March 2017

Name or company name	Mr B R Dean
Contract type name	GDS Contract
Purpose of contract	General
Contract start date	27/05/2014
Contract end date	

16/17 Contracted general activity (UDA)	1,404
Carry forward general activity (UDA)	-2
16/17 Contracted orthodontic activity (UOA)	0
Carry forward orthodontic activity (UOA)	0
Baseline contract value	£33,351.67

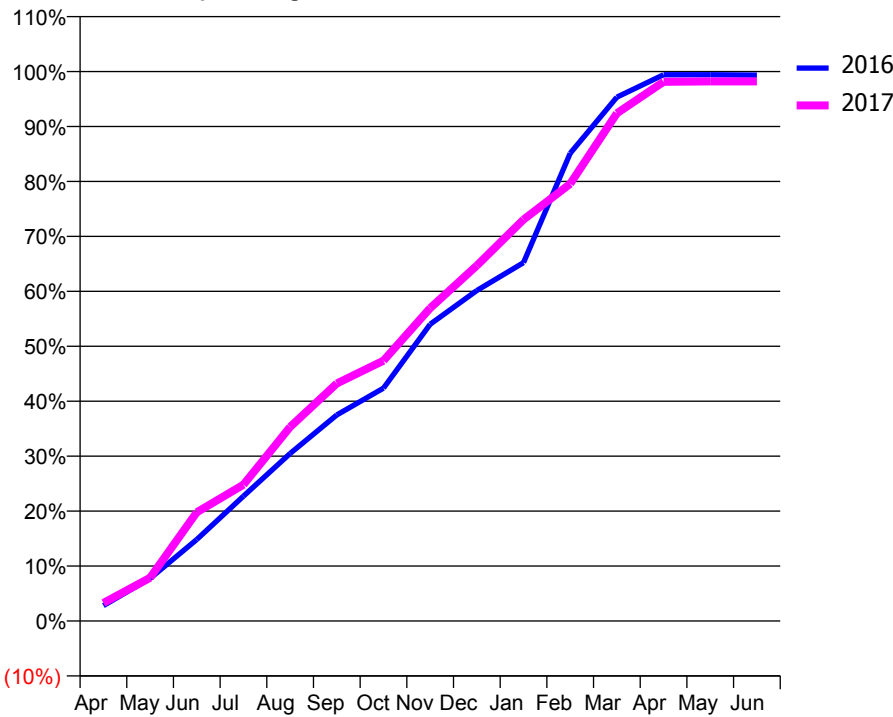
ACCESS*

Patients seen in 24 months	Total	Change since previous quarter
Quarter ending March 2016	570	
Quarter ending June 2016	581	→
Quarter ending September 2016	577	→
Quarter ending December 2016	583	→
Quarter ending March 2017	590	→
Variance since March 2016	3.5%	↑



ACTIVITY

Cumulative percentage of contracted UDA delivered 2016 & 2017



Month	Adjusted Scheduled Activity (UDA)	
	2016	2017
April	39	46
May	109	110
June	208	278
July	319	348
August	428	496
September	527	607
October	595	665
November	758	800
December	845	908
January	916	1,026
February	1,195	1,117
March	1,339	1,297
April	1,396	1,378
May	1,396	1,379
June	1,395	1,379

QUALITY

	Quantity	Base Number	Contract	LHB	Wales
% of FP17s for the same patient ID Re-attending within 3 months - Children	68	839	8.1%	8.0%	11.3%
% of FP17s for the same patient ID Re-attending within 3 months - Adults	6	83	7.2%	13.8%	16.7%
% of FP17s for the same patient ID Re-attending between 3 & 9 months - Children	544	839	64.8%	58.8%	58.0%
% of FP17s for the same patient ID Re-attending between 3 & 9 months - Adults	45	83	54.2%	53.2%	53.7%
% of FP17s for Band 1 Urgent Courses	28	929	3.0%	8.1%	8.9%
% of FP17s Relating to Free Repair or Replacements	0	929	0.0%	0.8%	0.7%
% of FP17s Relating to Continuations	2	929	0.2%	1.0%	0.9%
% of Patients satisfied with the dentistry they have received	0	0	N/A	93.6%	93.9%
% of Patients satisfied with the time they had to wait for an appointment	0	0	N/A	89.3%	88.4%

* This is based on patients treated on this contract for their most recent course of treatment. Figures in italics indicate the base number of FP17s or Patient Questionnaire responses are less than 100. N/A is shown where the base number of responses is less than 10 during the period. % is calculated as Quantity/Base number*100

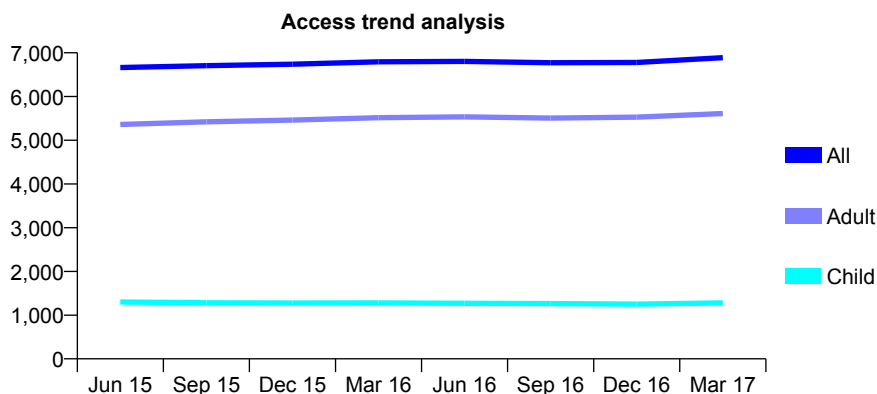
7A1 - Vital Signs At a Glance Contract Report for 140481/0001 - Year end March 2017

Name or company name	The Hollies Dental Practice Partnership
Contract type name	GDS Contract
Purpose of contract	General
Contract start date	01/04/2011
Contract end date	

16/17 Contracted general activity (UDA)	23,436
Carry forward general activity (UDA)	415
16/17 Contracted orthodontic activity (UOA)	0
Carry forward orthodontic activity (UOA)	0
Baseline contract value	£628,859.46

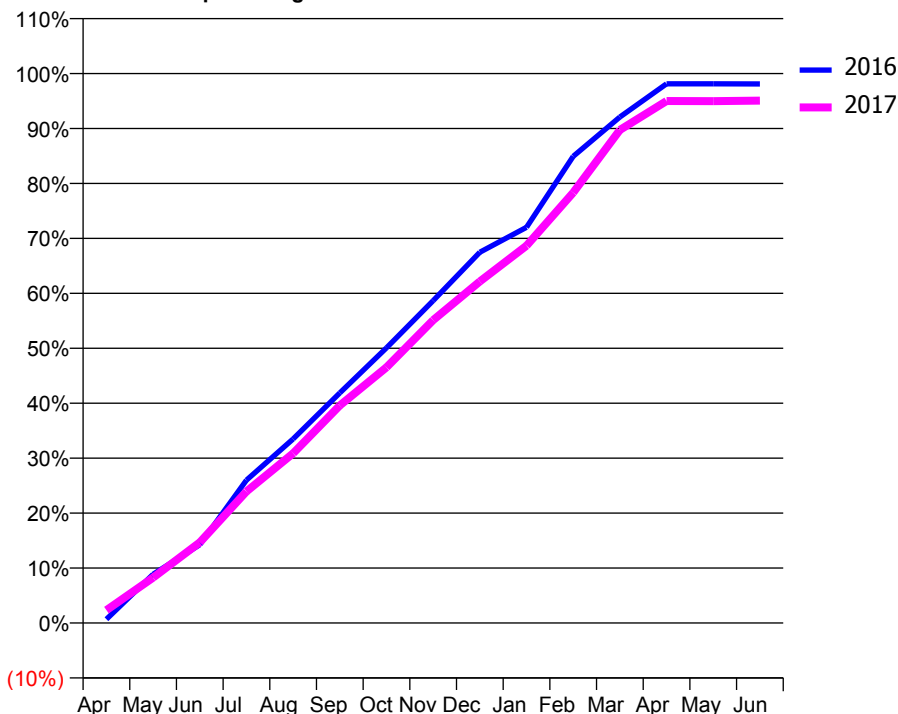
ACCESS*

Patients seen in 24 months	Total	Change since previous quarter
Quarter ending March 2016	6,795	
Quarter ending June 2016	6,803	→
Quarter ending September 2016	6,773	→
Quarter ending December 2016	6,779	→
Quarter ending March 2017	6,888	→
Variance since March 2016	1.4%	→



ACTIVITY

Cumulative percentage of contracted UDA delivered 2016 & 2017



Month	Adjusted Scheduled Activity (UDA)	
	2016	2017
April	149	547
May	1,946	1,937
June	3,125	3,435
July	5,705	5,608
August	7,351	7,239
September	9,184	9,276
October	10,984	10,903
November	12,870	12,920
December	14,802	14,566
January	15,799	16,090
February	18,627	18,357
March	20,198	21,026
April	21,523	22,260
May	21,526	22,258
June	21,521	22,281

QUALITY

	Quantity	Base Number	Contract	LHB	Wales
% of FP17s for the same patient ID Re-attending within 3 months - Children	111	2,090	5.3%	8.0%	11.3%
% of FP17s for the same patient ID Re-attending within 3 months - Adults	918	8,686	10.6%	13.8%	16.7%
% of FP17s for the same patient ID Re-attending between 3 & 9 months - Children	1,360	2,090	65.1%	58.8%	58.0%
% of FP17s for the same patient ID Re-attending between 3 & 9 months - Adults	5,800	8,686	66.8%	53.2%	53.7%
% of FP17s for Band 1 Urgent Courses	367	10,695	3.4%	8.1%	8.9%
% of FP17s Relating to Free Repair or Replacements	85	10,695	0.8%	0.8%	0.7%
% of FP17s Relating to Continuations	20	10,695	0.2%	1.0%	0.9%
% of Patients satisfied with the dentistry they have received	31	32	96.9%	93.6%	93.9%
% of Patients satisfied with the time they had to wait for an appointment	31	32	96.9%	89.3%	88.4%

* This is based on patients treated on this contract for their most recent course of treatment. Figures in italics indicate the base number of FP17s or Patient Questionnaire responses are less than 100. N/A is shown where the base number of responses is less than 10 during the period. % is calculated as Quantity/Base number*100

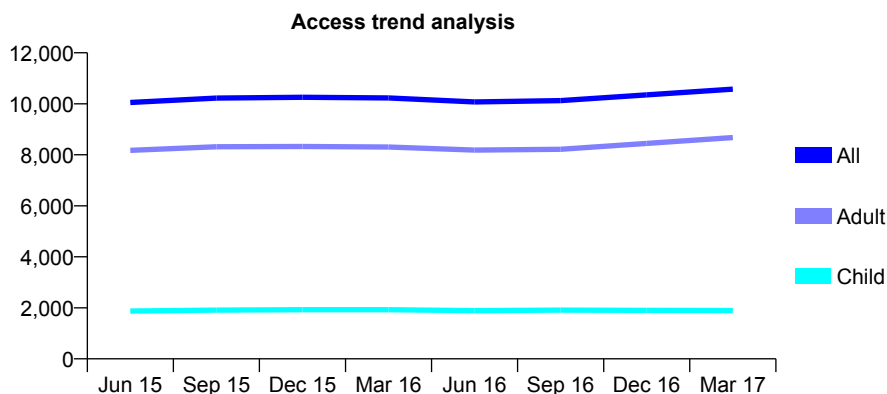
7A1 - Vital Signs At a Glance Contract Report for 141186/0001 - Year end March 2017

Name or company name	Mostyn House Dental Practice Partnership
Contract type name	GDS Contract
Purpose of contract	General
Contract start date	01/08/2009
Contract end date	

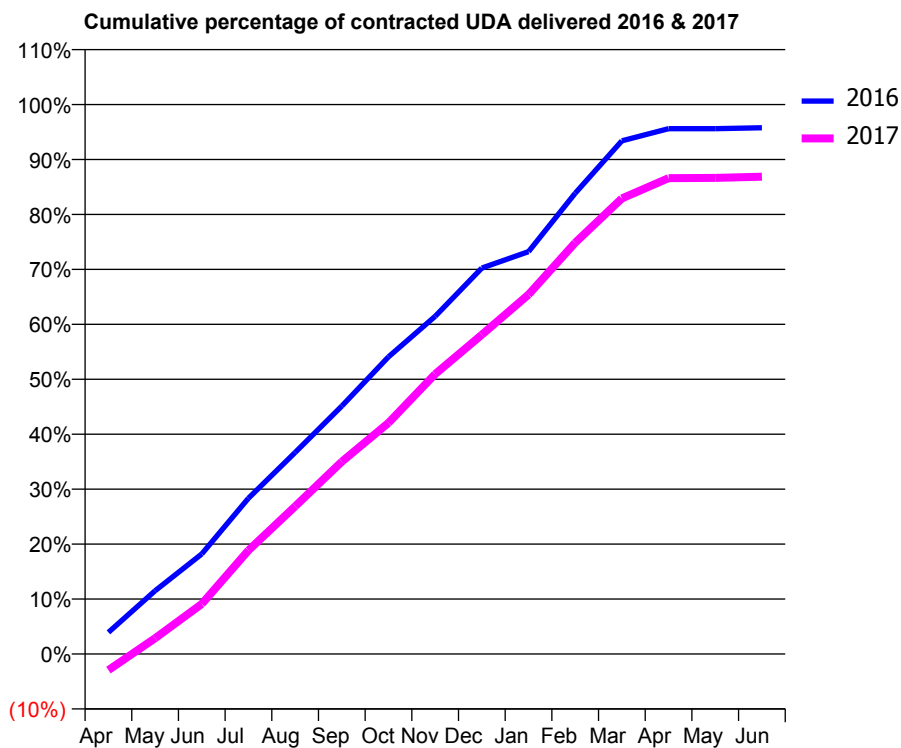
16/17 Contracted general activity (UDA)	30,067
Carry forward general activity (UDA)	1,511
16/17 Contracted orthodontic activity (UOA)	0
Carry forward orthodontic activity (UOA)	0
Baseline contract value	£750,951.59

ACCESS*

Patients seen in 24 months	Total	Change since previous quarter
Quarter ending March 2016	10,231	
Quarter ending June 2016	10,073	↓
Quarter ending September 2016	10,125	→
Quarter ending December 2016	10,348	↑
Quarter ending March 2017	10,577	↑
Variance since March 2016	3.4%	↑



ACTIVITY



Month	Adjusted Scheduled Activity (UDA)	
	2016	2017
April	1,410	-883
May	4,122	866
June	6,521	2,742
July	10,149	5,674
August	13,128	8,078
September	16,146	10,523
October	19,357	12,645
November	21,994	15,317
December	25,134	17,468
January	26,208	19,669
February	30,007	22,506
March	33,418	24,929
April	34,211	26,037
May	34,211	26,052
June	34,276	26,121

QUALITY

	Quantity	Base Number	Contract	LHB	Wales
% of FP17s for the same patient ID Re-attending within 3 months - Children	106	1,969	5.4%	8.0%	11.3%
% of FP17s for the same patient ID Re-attending within 3 months - Adults	1,310	10,191	12.9%	13.8%	16.7%
% of FP17s for the same patient ID Re-attending between 3 & 9 months - Children	631	1,969	32.0%	58.8%	58.0%
% of FP17s for the same patient ID Re-attending between 3 & 9 months - Adults	4,077	10,191	40.0%	53.2%	53.7%
% of FP17s for Band 1 Urgent Courses	1,258	12,181	10.3%	8.1%	8.9%
% of FP17s Relating to Free Repair or Replacements	33	12,181	0.3%	0.8%	0.7%
% of FP17s Relating to Continuations	138	12,181	1.1%	1.0%	0.9%
% of Patients satisfied with the dentistry they have received	58	63	92.1%	93.6%	93.9%
% of Patients satisfied with the time they had to wait for an appointment	49	63	77.8%	89.3%	88.4%

* This is based on patients treated on this contract for their most recent course of treatment. Figures in italics indicate the base number of FP17s or Patient Questionnaire responses are less than 100. N/A is shown where the base number of responses is less than 10 during the period. % is calculated as Quantity/Base number*100

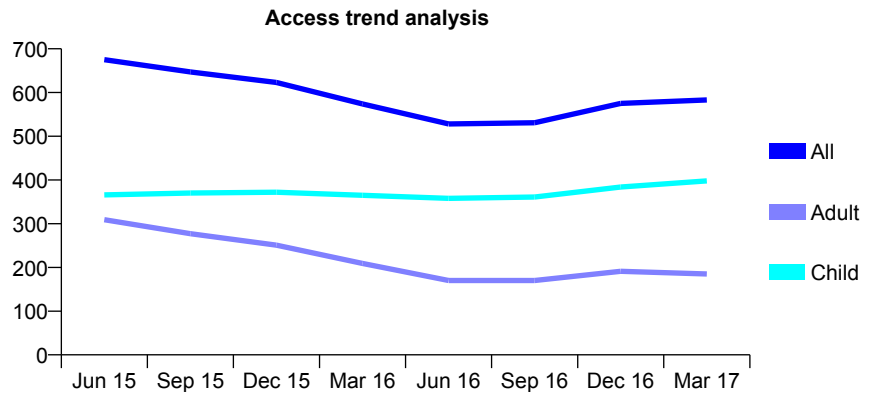
7A1 - Vital Signs At a Glance Contract Report for 145688/0001 - Year end March 2017

Name or company name	Mr R Bennett
Contract type name	GDS Contract
Purpose of contract	General
Contract start date	01/03/2011
Contract end date	

16/17 Contracted general activity (UDA)	1,590
Carry forward general activity (UDA)	0
16/17 Contracted orthodontic activity (UOA)	0
Carry forward orthodontic activity (UOA)	0
Baseline contract value	£38,189.62

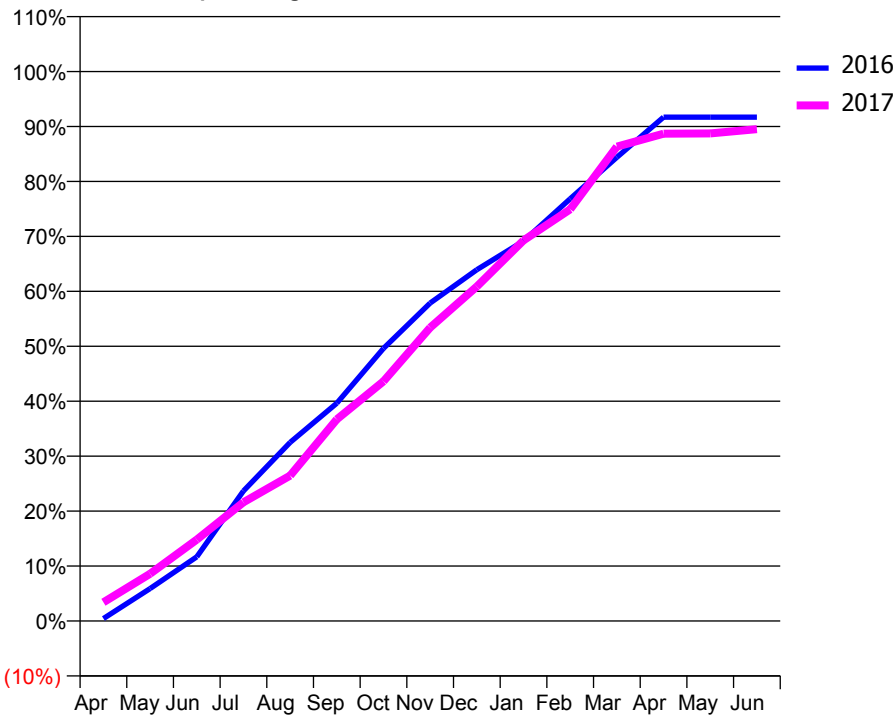
ACCESS*

Patients seen in 24 months	Total	Change since previous quarter
Quarter ending March 2016	574	
Quarter ending June 2016	528	↓
Quarter ending September 2016	531	→
Quarter ending December 2016	575	↑
Quarter ending March 2017	583	→
Variance since March 2016	1.6%	→



ACTIVITY

Cumulative percentage of contracted UDA delivered 2016 & 2017



Month	Adjusted Scheduled Activity (UDA)	
	2016	2017
April	7	54
May	95	137
June	187	235
July	379	344
August	520	421
September	634	584
October	794	693
November	926	849
December	1,023	968
January	1,106	1,101
February	1,229	1,191
March	1,350	1,373
April	1,467	1,410
May	1,467	1,411
June	1,467	1,423

QUALITY

	Quantity	Base Number	Contract	LHB	Wales
% of FP17s for the same patient ID Re-attending within 3 months - Children	32	622	5.1%	8.0%	11.3%
% of FP17s for the same patient ID Re-attending within 3 months - Adults	45	239	18.8%	13.8%	16.7%
% of FP17s for the same patient ID Re-attending between 3 & 9 months - Children	360	622	57.9%	58.8%	58.0%
% of FP17s for the same patient ID Re-attending between 3 & 9 months - Adults	111	239	46.4%	53.2%	53.7%
% of FP17s for Band 1 Urgent Courses	40	838	4.8%	8.1%	8.9%
% of FP17s Relating to Free Repair or Replacements	0	838	0.0%	0.8%	0.7%
% of FP17s Relating to Continuations	0	838	0.0%	1.0%	0.9%
% of Patients satisfied with the dentistry they have received	1	1	N/A	93.6%	93.9%
% of Patients satisfied with the time they had to wait for an appointment	1	1	N/A	89.3%	88.4%

* This is based on patients treated on this contract for their most recent course of treatment. Figures in italics indicate the base number of FP17s or Patient Questionnaire responses are less than 100. N/A is shown where the base number of responses is less than 10 during the period. % is calculated as Quantity/Base number*100

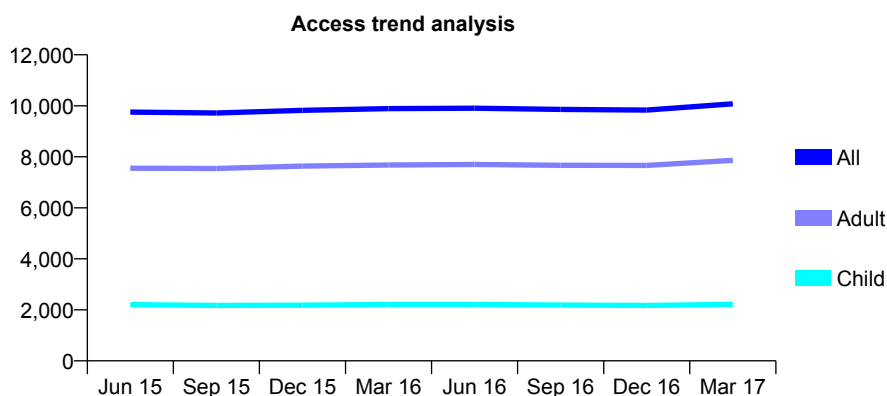
7A1 - Vital Signs At a Glance Contract Report for 151912/0001 - Year end March 2017

Name or company name	IJW & GA DOUGLAS LIMITED
Contract type name	GDS Contract
Purpose of contract	General
Contract start date	01/05/2011
Contract end date	

16/17 Contracted general activity (UDA)	31,372
Carry forward general activity (UDA)	110
16/17 Contracted orthodontic activity (UOA)	0
Carry forward orthodontic activity (UOA)	0
Baseline contract value	£788,247.66

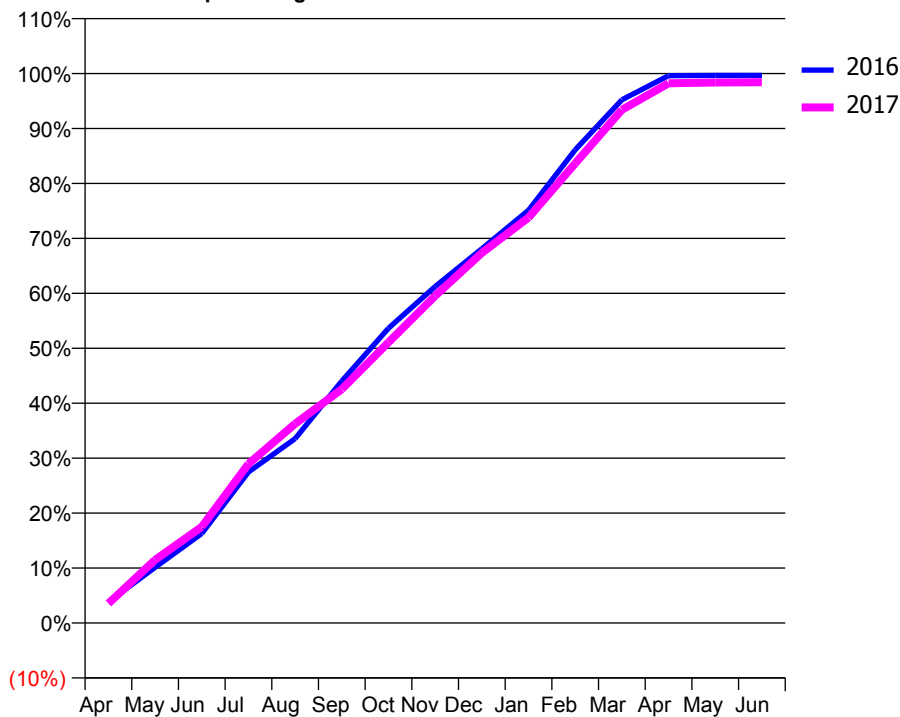
ACCESS*

Patients seen in 24 months	Total	Change since previous quarter
Quarter ending March 2016	9,889	
Quarter ending June 2016	9,905	→
Quarter ending September 2016	9,857	→
Quarter ending December 2016	9,835	→
Quarter ending March 2017	10,079	↑
Variance since March 2016	1.9%	→



ACTIVITY

Cumulative percentage of contracted UDA delivered 2016 & 2017



Month	Adjusted Scheduled Activity (UDA)	
	2016	2017
April	1,207	1,113
May	3,176	3,602
June	5,112	5,493
July	8,620	9,088
August	10,525	11,378
September	13,815	13,346
October	16,829	16,025
November	19,210	18,681
December	21,364	21,128
January	23,566	23,147
February	27,013	26,237
March	29,866	29,298
April	31,251	30,817
May	31,261	30,858
June	31,262	30,877

QUALITY

	Quantity	Base Number	Contract	LHB	Wales
% of FP17s for the same patient ID Re-attending within 3 months - Children	231	3,011	7.7%	8.0%	11.3%
% of FP17s for the same patient ID Re-attending within 3 months - Adults	1,442	10,453	13.8%	13.8%	16.7%
% of FP17s for the same patient ID Re-attending between 3 & 9 months - Children	1,551	3,011	51.5%	58.8%	58.0%
% of FP17s for the same patient ID Re-attending between 3 & 9 months - Adults	4,925	10,453	47.1%	53.2%	53.7%
% of FP17s for Band 1 Urgent Courses	744	13,438	5.5%	8.1%	8.9%
% of FP17s Relating to Free Repair or Replacements	111	13,438	0.8%	0.8%	0.7%
% of FP17s Relating to Continuations	144	13,438	1.1%	1.0%	0.9%
% of Patients satisfied with the dentistry they have received	49	52	94.2%	93.6%	93.9%
% of Patients satisfied with the time they had to wait for an appointment	49	52	94.2%	89.3%	88.4%

* This is based on patients treated on this contract for their most recent course of treatment. Figures in italics indicate the base number of FP17s or Patient Questionnaire responses are less than 100. N/A is shown where the base number of responses is less than 10 during the period. % is calculated as Quantity/Base number*100

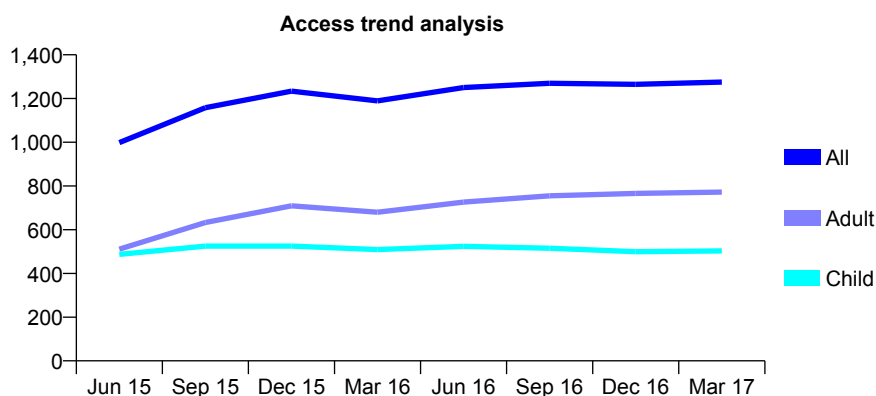
7A1 - Vital Signs At a Glance Contract Report for 154423/0001 - Year end March 2017

Name or company name	Rhos Road Dental Practice Partnership
Contract type name	GDS Contract
Purpose of contract	General
Contract start date	01/12/2012
Contract end date	

16/17 Contracted general activity (UDA)	5,464
Carry forward general activity (UDA)	134
16/17 Contracted orthodontic activity (UOA)	0
Carry forward orthodontic activity (UOA)	0
Baseline contract value	£128,066.03

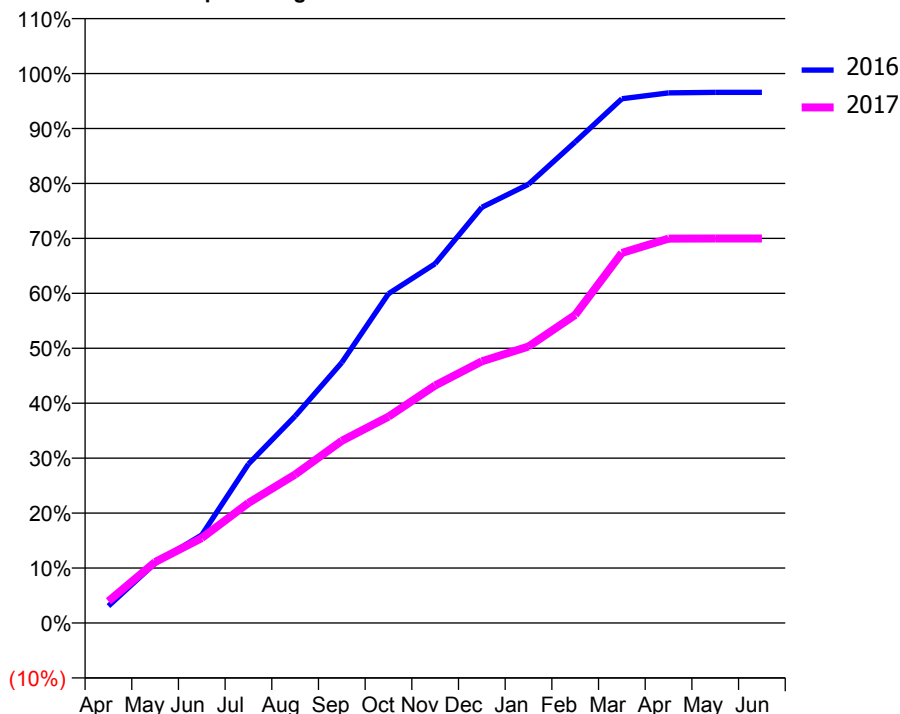
ACCESS*

Patients seen in 24 months	Total	Change since previous quarter
Quarter ending March 2016	1,189	
Quarter ending June 2016	1,250	↑
Quarter ending September 2016	1,270	→
Quarter ending December 2016	1,265	→
Quarter ending March 2017	1,275	→
Variance since March 2016	7.2%	↑



ACTIVITY

Cumulative percentage of contracted UDA delivered 2016 & 2017



Month	Adjusted Scheduled Activity (UDA)	
	2016	2017
April	121	217
May	426	606
June	627	845
July	1,132	1,195
August	1,474	1,477
September	1,855	1,812
October	2,345	2,051
November	2,559	2,362
December	2,961	2,602
January	3,125	2,749
February	3,426	3,063
March	3,734	3,680
April	3,776	3,822
May	3,780	3,824
June	3,780	3,824

QUALITY

	Quantity	Base Number	Contract	LHB	Wales
% of FP17s for the same patient ID Re-attending within 3 months - Children	65	739	8.8%	8.0%	11.3%
% of FP17s for the same patient ID Re-attending within 3 months - Adults	180	1,196	15.1%	13.8%	16.7%
% of FP17s for the same patient ID Re-attending between 3 & 9 months - Children	442	739	59.8%	58.8%	58.0%
% of FP17s for the same patient ID Re-attending between 3 & 9 months - Adults	644	1,196	53.8%	53.2%	53.7%
% of FP17s for Band 1 Urgent Courses	103	1,996	5.2%	8.1%	8.9%
% of FP17s Relating to Free Repair or Replacements	8	1,996	0.4%	0.8%	0.7%
% of FP17s Relating to Continuations	26	1,996	1.3%	1.0%	0.9%
% of Patients satisfied with the dentistry they have received	1	1	N/A	93.6%	93.9%
% of Patients satisfied with the time they had to wait for an appointment	1	1	N/A	89.3%	88.4%

* This is based on patients treated on this contract for their most recent course of treatment. Figures in italics indicate the base number of FP17s or Patient Questionnaire responses are less than 100. N/A is shown where the base number of responses is less than 10 during the period. % is calculated as Quantity/Base number*100

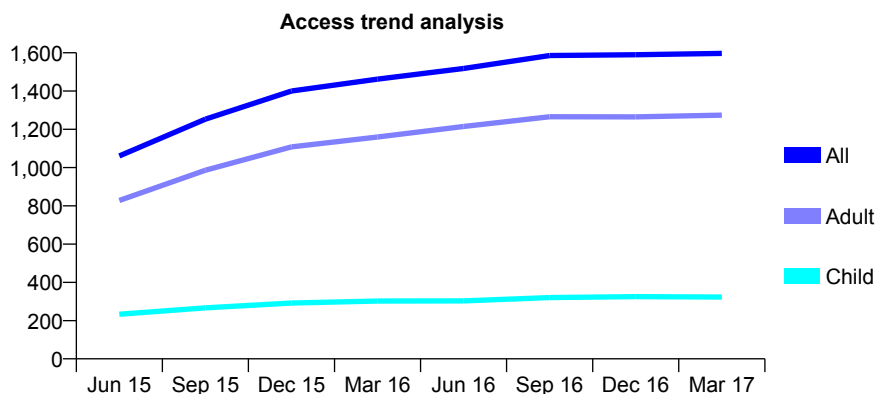
7A1 - Vital Signs At a Glance Contract Report for 154733/0001 - Year end March 2017

Name or company name	ALS (Dental Surgeon) Ltd
Contract type name	GDS Contract
Purpose of contract	General
Contract start date	01/01/2015
Contract end date	

16/17 Contracted general activity (UDA)	5,817
Carry forward general activity (UDA)	0
16/17 Contracted orthodontic activity (UOA)	0
Carry forward orthodontic activity (UOA)	0
Baseline contract value	£142,124.16

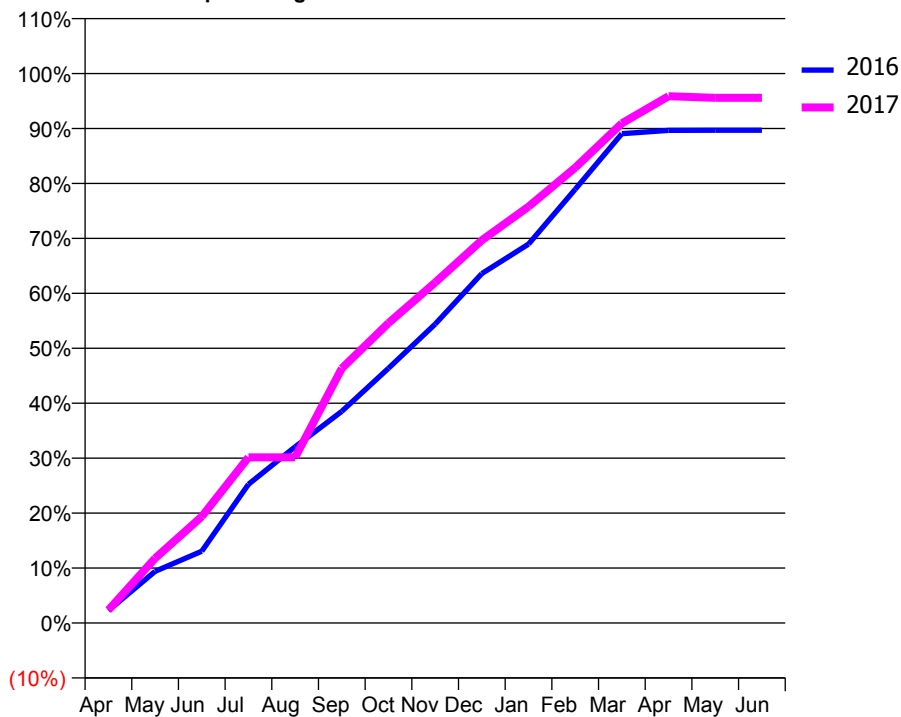
ACCESS*

Patients seen in 24 months	Total	Change since previous quarter
Quarter ending March 2016	1,462	
Quarter ending June 2016	1,518	↑
Quarter ending September 2016	1,586	↑
Quarter ending December 2016	1,590	→
Quarter ending March 2017	1,597	→
Variance since March 2016	9.2%	↑



ACTIVITY

Cumulative percentage of contracted UDA delivered 2016 & 2017



Month	Adjusted Scheduled Activity (UDA)	
	2016	2017
April	132	138
May	548	685
June	760	1,127
July	1,469	1,754
August	1,865	1,754
September	2,240	2,696
October	2,697	3,175
November	3,164	3,604
December	3,699	4,053
January	4,011	4,408
February	4,591	4,820
March	5,180	5,290
April	5,215	5,576
May	5,216	5,560
June	5,217	5,559

QUALITY

	Quantity	Base Number	Contract	LHB	Wales
% of FP17s for the same patient ID Re-attending within 3 months - Children	56	542	10.3%	8.0%	11.3%
% of FP17s for the same patient ID Re-attending within 3 months - Adults	380	1,965	19.3%	13.8%	16.7%
% of FP17s for the same patient ID Re-attending between 3 & 9 months - Children	323	542	59.6%	58.8%	58.0%
% of FP17s for the same patient ID Re-attending between 3 & 9 months - Adults	820	1,965	41.7%	53.2%	53.7%
% of FP17s for Band 1 Urgent Courses	225	2,589	8.7%	8.1%	8.9%
% of FP17s Relating to Free Repair or Replacements	84	2,589	3.2%	0.8%	0.7%
% of FP17s Relating to Continuations	1	2,589	0.0%	1.0%	0.9%
% of Patients satisfied with the dentistry they have received	9	9	N/A	93.6%	93.9%
% of Patients satisfied with the time they had to wait for an appointment	9	9	N/A	89.3%	88.4%

* This is based on patients treated on this contract for their most recent course of treatment. Figures in italics indicate the base number of FP17s or Patient Questionnaire responses are less than 100. N/A is shown where the base number of responses is less than 10 during the period. % is calculated as Quantity/Base number*100

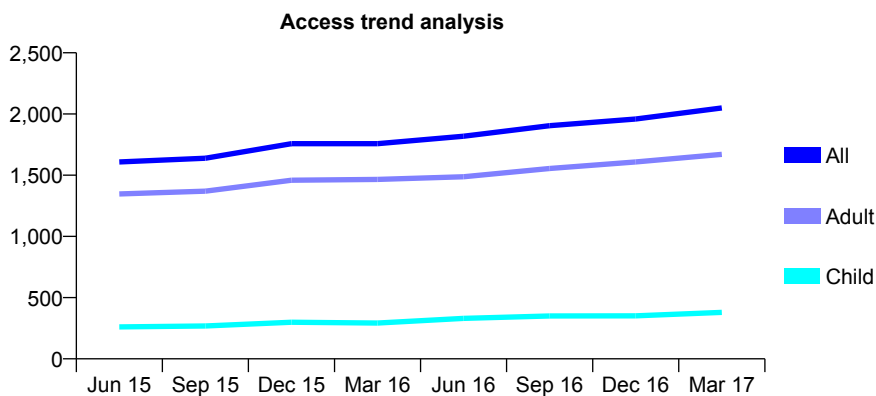
7A1 - Vital Signs At a Glance Contract Report for 155373/0001 - Year end March 2017

Name or company name	SC & C Edwards
Contract type name	GDS Contract
Purpose of contract	General
Contract start date	01/08/2013
Contract end date	

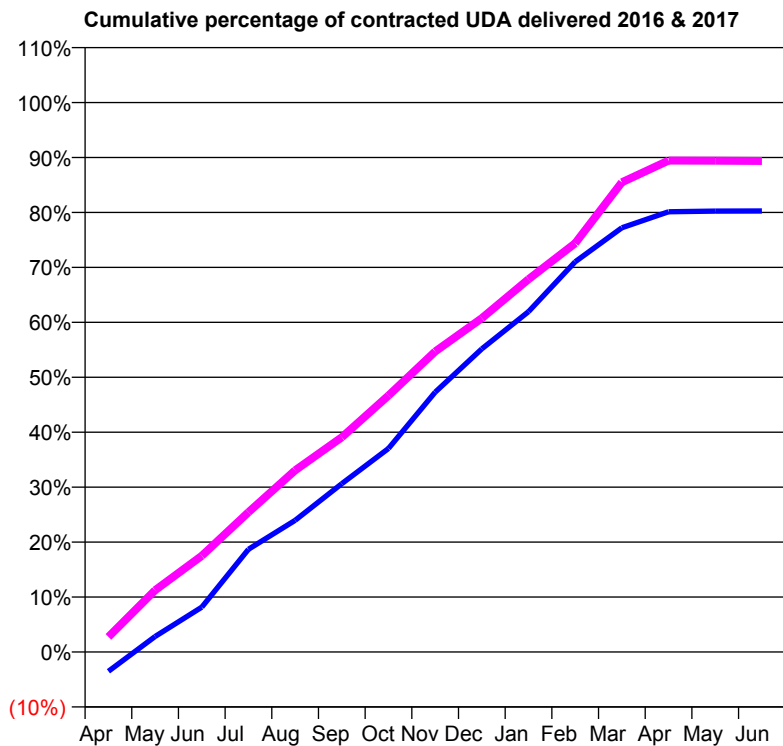
16/17 Contracted general activity (UDA)	7,737
Carry forward general activity (UDA)	0
16/17 Contracted orthodontic activity (UOA)	0
Carry forward orthodontic activity (UOA)	0
Baseline contract value	£123,258.01

ACCESS*

Patients seen in 24 months	Total	Change since previous quarter
Quarter ending March 2016	1,758	
Quarter ending June 2016	1,819	↑
Quarter ending September 2016	1,905	↑
Quarter ending December 2016	1,959	↑
Quarter ending March 2017	2,050	↑
Variance since March 2016	16.6%	↑



ACTIVITY



Month	Adjusted Scheduled Activity (UDA)	
	2016	2017
April	-238	212
May	192	870
June	552	1,354
July	1,263	1,968
August	1,619	2,558
September	2,071	3,023
October	2,504	3,611
November	3,195	4,231
December	3,727	4,701
January	4,185	5,249
February	4,799	5,756
March	5,216	6,614
April	5,413	6,919
May	5,422	6,918
June	5,423	6,915

QUALITY

	Quantity	Base Number	Contract	LHB	Wales
% of FP17s for the same patient ID Re-attending within 3 months - Children	29	618	4.7%	8.0%	11.3%
% of FP17s for the same patient ID Re-attending within 3 months - Adults	401	2,815	14.2%	13.8%	16.7%
% of FP17s for the same patient ID Re-attending between 3 & 9 months - Children	375	618	60.7%	58.8%	58.0%
% of FP17s for the same patient ID Re-attending between 3 & 9 months - Adults	1,785	2,815	63.4%	53.2%	53.7%
% of FP17s for Band 1 Urgent Courses	134	3,490	3.8%	8.1%	8.9%
% of FP17s Relating to Free Repair or Replacements	29	3,490	0.8%	0.8%	0.7%
% of FP17s Relating to Continuations	46	3,490	1.3%	1.0%	0.9%
% of Patients satisfied with the dentistry they have received	11	12	91.7%	93.6%	93.9%
% of Patients satisfied with the time they had to wait for an appointment	9	12	75.0%	89.3%	88.4%

* This is based on patients treated on this contract for their most recent course of treatment. Figures in italics indicate the base number of FP17s or Patient Questionnaire responses are less than 100. N/A is shown where the base number of responses is less than 10 during the period. % is calculated as Quantity/Base number*100

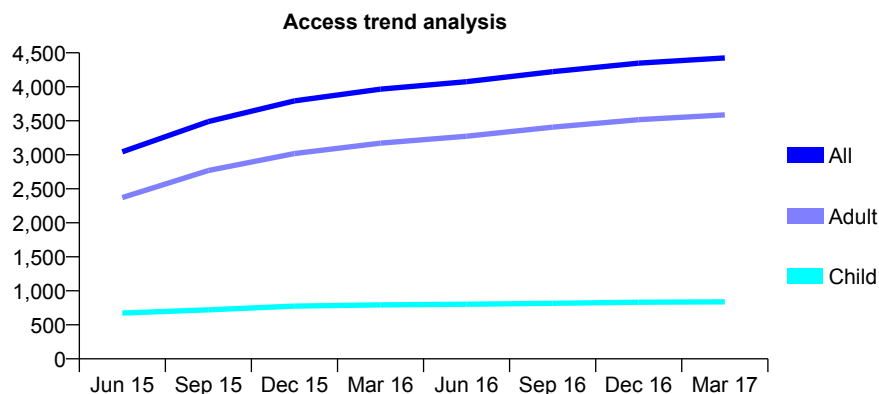
7A1 - Vital Signs At a Glance Contract Report for 155640/0001 - Year end March 2017

Name or company name	PR Griffiths
Contract type name	GDS Contract
Purpose of contract	General
Contract start date	31/10/2014
Contract end date	

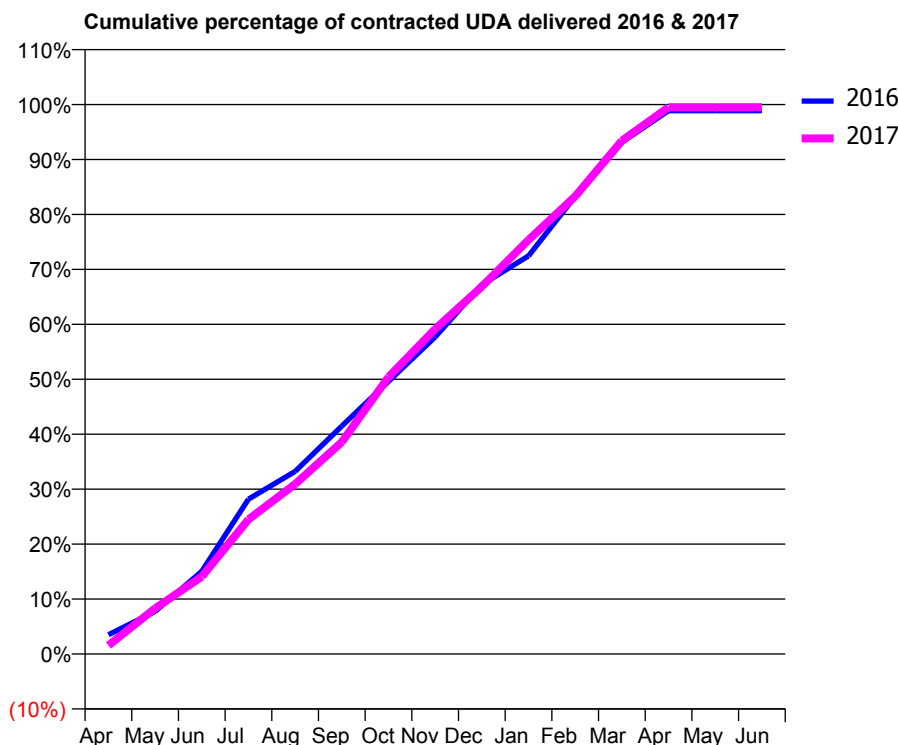
16/17 Contracted general activity (UDA)	14,028
Carry forward general activity (UDA)	156
16/17 Contracted orthodontic activity (UOA)	0
Carry forward orthodontic activity (UOA)	0
Baseline contract value	£412,159.24

ACCESS*

Patients seen in 24 months	Total	Change since previous quarter
Quarter ending March 2016	3,965	
Quarter ending June 2016	4,075	↑
Quarter ending September 2016	4,223	↑
Quarter ending December 2016	4,349	↑
Quarter ending March 2017	4,425	→
Variance since March 2016	11.6%	↑



ACTIVITY



Month	Adjusted Scheduled Activity (UDA)	
	2016	2017
April	493	218
May	1,088	1,166
June	2,114	1,975
July	3,953	3,437
August	4,661	4,338
September	5,820	5,411
October	6,961	7,071
November	8,092	8,297
December	9,427	9,380
January	10,162	10,570
February	11,682	11,684
March	13,064	13,104
April	13,872	13,959
May	13,872	13,959
June	13,872	13,959

QUALITY

	Quantity	Base Number	Contract	LHB	Wales
% of FP17s for the same patient ID Re-attending within 3 months - Children	59	1,484	4.0%	8.0%	11.3%
% of FP17s for the same patient ID Re-attending within 3 months - Adults	721	5,769	12.5%	13.8%	16.7%
% of FP17s for the same patient ID Re-attending between 3 & 9 months - Children	1,035	1,484	69.7%	58.8%	58.0%
% of FP17s for the same patient ID Re-attending between 3 & 9 months - Adults	3,243	5,769	56.2%	53.2%	53.7%
% of FP17s for Band 1 Urgent Courses	601	7,344	8.2%	8.1%	8.9%
% of FP17s Relating to Free Repair or Replacements	57	7,344	0.8%	0.8%	0.7%
% of FP17s Relating to Continuations	41	7,344	0.6%	1.0%	0.9%
% of Patients satisfied with the dentistry they have received	24	25	96.0%	93.6%	93.9%
% of Patients satisfied with the time they had to wait for an appointment	24	25	96.0%	89.3%	88.4%

* This is based on patients treated on this contract for their most recent course of treatment. Figures in italics indicate the base number of FP17s or Patient Questionnaire responses are less than 100. N/A is shown where the base number of responses is less than 10 during the period. % is calculated as Quantity/Base number*100

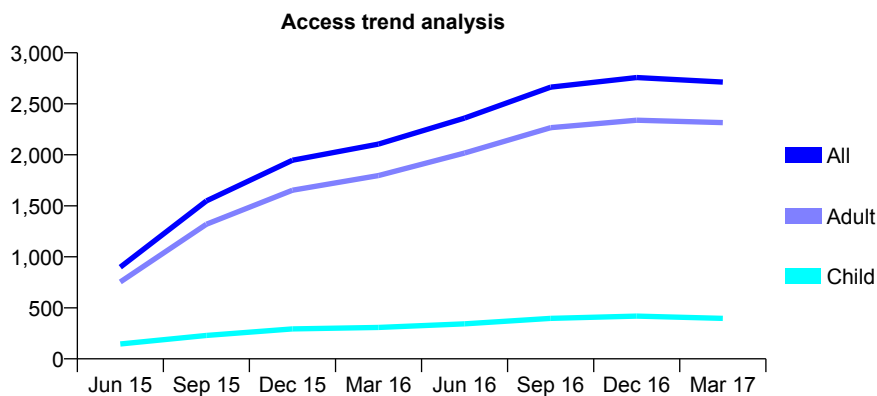
7A1 - Vital Signs At a Glance Contract Report for 158194/0021 - Year end March 2017

Name or company name	Denticare Ltd
Contract type name	GDS Contract
Purpose of contract	General
Contract start date	01/11/2008
Contract end date	31/03/2017

16/17 Contracted general activity (UDA)	15,000
Carry forward general activity (UDA)	0
16/17 Contracted orthodontic activity (UOA)	0
Carry forward orthodontic activity (UOA)	0
Baseline contract value	£342,638.19

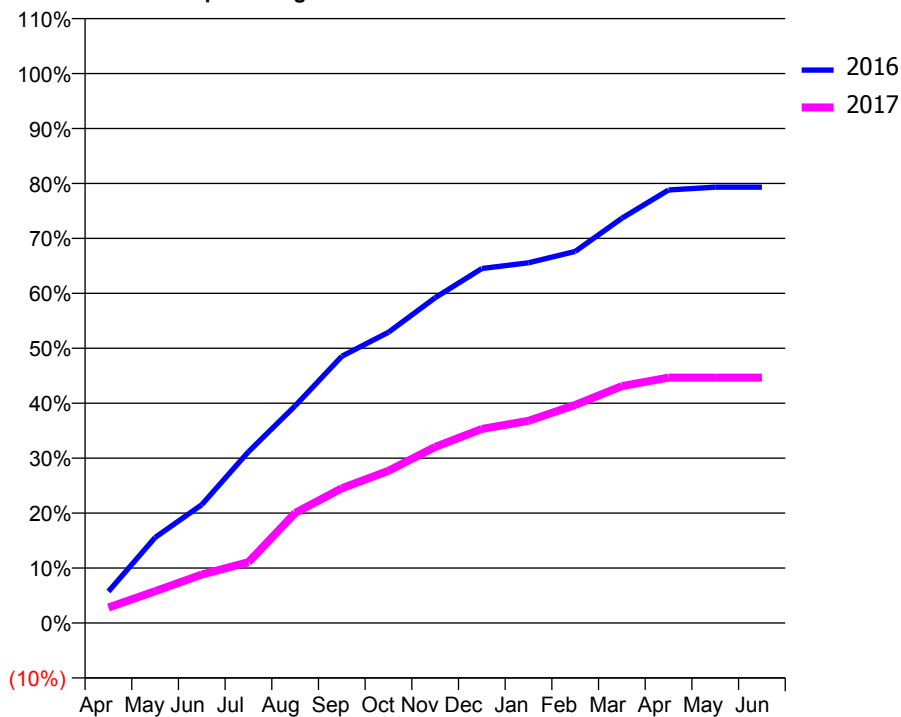
ACCESS*

Patients seen in 24 months	Total	Change since previous quarter
Quarter ending March 2016	2,105	
Quarter ending June 2016	2,360	↑
Quarter ending September 2016	2,663	↑
Quarter ending December 2016	2,758	↑
Quarter ending March 2017	2,713	↓
Variance since March 2016	28.9%	↑



ACTIVITY

Cumulative percentage of contracted UDA delivered 2016 & 2017



Month	Adjusted Scheduled Activity (UDA)	
	2016	2017
April	488	422
May	1,324	867
June	1,830	1,322
July	2,649	1,661
August	3,360	3,006
September	4,126	3,679
October	4,499	4,156
November	5,033	4,806
December	5,484	5,296
January	5,573	5,520
February	5,747	5,952
March	6,262	6,465
April	6,698	6,698
May	6,741	6,698
June	6,741	6,698

QUALITY

	Quantity	Base Number	Contract	LHB	Wales
% of FP17s for the same patient ID Re-attending within 3 months - Children	15	390	3.8%	8.0%	11.3%
% of FP17s for the same patient ID Re-attending within 3 months - Adults	347	2,534	13.7%	13.8%	16.7%
% of FP17s for the same patient ID Re-attending between 3 & 9 months - Children	57	390	14.6%	58.8%	58.0%
% of FP17s for the same patient ID Re-attending between 3 & 9 months - Adults	599	2,534	23.6%	53.2%	53.7%
% of FP17s for Band 1 Urgent Courses	404	2,832	14.3%	8.1%	8.9%
% of FP17s Relating to Free Repair or Replacements	3	2,832	0.1%	0.8%	0.7%
% of FP17s Relating to Continuations	27	2,832	1.0%	1.0%	0.9%
% of Patients satisfied with the dentistry they have received	9	11	81.8%	93.6%	93.9%
% of Patients satisfied with the time they had to wait for an appointment	7	11	63.6%	89.3%	88.4%

* This is based on patients treated on this contract for their most recent course of treatment. Figures in italics indicate the base number of FP17s or Patient Questionnaire responses are less than 100. N/A is shown where the base number of responses is less than 10 during the period. % is calculated as Quantity/Base number*100

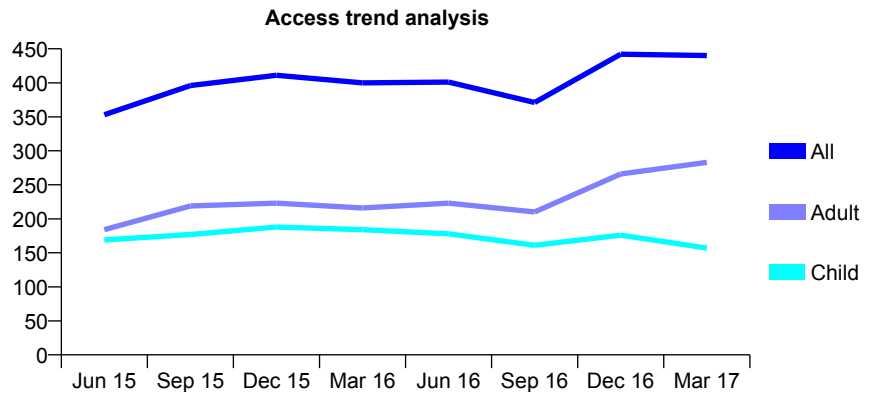
7A1 - Vital Signs At a Glance Contract Report for 158194/0028 - Year end March 2017

Name or company name	Denticare Ltd
Contract type name	GDS Contract
Purpose of contract	General
Contract start date	01/03/2011
Contract end date	

16/17 Contracted general activity (UDA)	900
Carry forward general activity (UDA)	-14
16/17 Contracted orthodontic activity (UOA)	0
Carry forward orthodontic activity (UOA)	0
Baseline contract value	£22,445.30

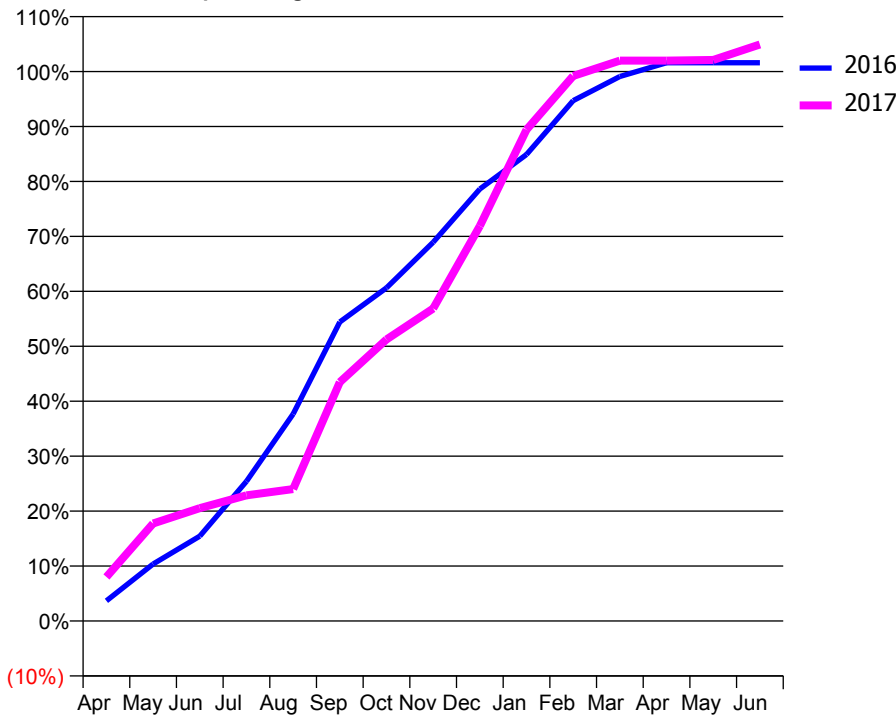
ACCESS*

Patients seen in 24 months	Total	Change since previous quarter
Quarter ending March 2016	400	
Quarter ending June 2016	401	→
Quarter ending September 2016	371	↓
Quarter ending December 2016	442	↑
Quarter ending March 2017	440	→
Variance since March 2016	10.0%	↑



ACTIVITY

Cumulative percentage of contracted UDA delivered 2016 & 2017



Month	Adjusted Scheduled Activity (UDA)	
	2016	2017
April	32	72
May	90	160
June	135	185
July	222	206
August	329	216
September	475	391
October	529	461
November	601	512
December	685	647
January	740	805
February	826	893
March	864	918
April	886	918
May	886	919
June	886	944

QUALITY

	Quantity	Base Number	Contract	LHB	Wales
% of FP17s for the same patient ID Re-attending within 3 months - Children	7	229	3.1%	8.0%	11.3%
% of FP17s for the same patient ID Re-attending within 3 months - Adults	22	323	6.8%	13.8%	16.7%
% of FP17s for the same patient ID Re-attending between 3 & 9 months - Children	150	229	65.5%	58.8%	58.0%
% of FP17s for the same patient ID Re-attending between 3 & 9 months - Adults	155	323	48.0%	53.2%	53.7%
% of FP17s for Band 1 Urgent Courses	41	552	7.4%	8.1%	8.9%
% of FP17s Relating to Free Repair or Replacements	1	552	0.2%	0.8%	0.7%
% of FP17s Relating to Continuations	2	552	0.4%	1.0%	0.9%
% of Patients satisfied with the dentistry they have received	0	0	N/A	93.6%	93.9%
% of Patients satisfied with the time they had to wait for an appointment	0	0	N/A	89.3%	88.4%

* This is based on patients treated on this contract for their most recent course of treatment. Figures in italics indicate the base number of FP17s or Patient Questionnaire responses are less than 100. N/A is shown where the base number of responses is less than 10 during the period. % is calculated as Quantity/Base number*100

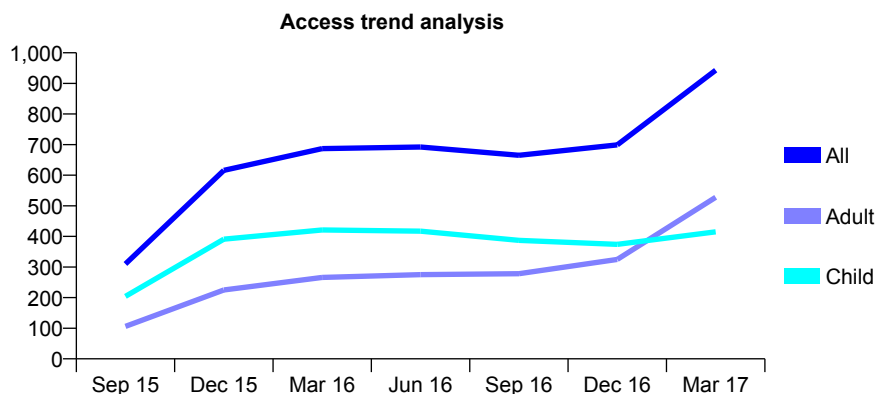
7A1 - Vital Signs At a Glance Contract Report for 160679/0001 - Year end March 2017

Name or company name	T Ferguson
Contract type name	GDS Contract
Purpose of contract	General
Contract start date	01/06/2015
Contract end date	

16/17 Contracted general activity (UDA)	2,798
Carry forward general activity (UDA)	-84
16/17 Contracted orthodontic activity (UOA)	0
Carry forward orthodontic activity (UOA)	0
Baseline contract value	£65,205.05

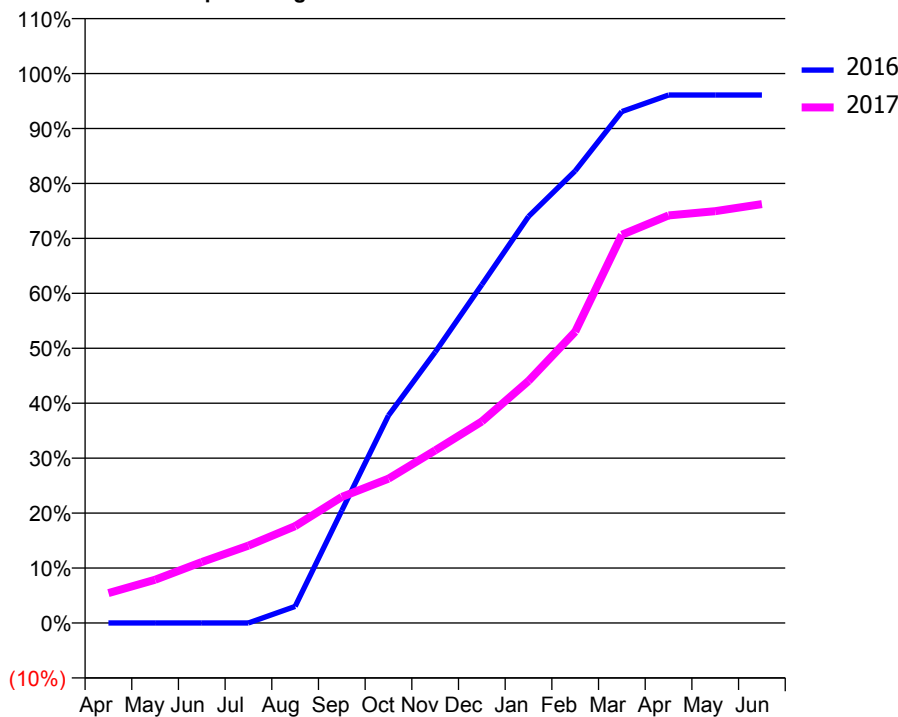
ACCESS*

Patients seen in 24 months	Total	Change since previous quarter
Quarter ending March 2016	687	
Quarter ending June 2016	692	→
Quarter ending September 2016	665	↓
Quarter ending December 2016	699	↑
Quarter ending March 2017	943	↑
Variance since March 2016	37.3%	↑



ACTIVITY

Cumulative percentage of contracted UDA delivered 2016 & 2017



Adjusted Scheduled Activity (UDA)

Month	2016	2017
April	0	152
May	0	220
June	0	311
July	0	394
August	45	493
September	305	642
October	563	735
November	735	879
December	919	1,027
January	1,104	1,233
February	1,228	1,483
March	1,389	1,977
April	1,434	2,075
May	1,434	2,097
June	1,434	2,133

QUALITY

	Quantity	Base Number	Contract	LHB	Wales
% of FP17s for the same patient ID Re-attending within 3 months - Children	25	648	3.9%	8.0%	11.3%
% of FP17s for the same patient ID Re-attending within 3 months - Adults	27	543	5.0%	13.8%	16.7%
% of FP17s for the same patient ID Re-attending between 3 & 9 months - Children	423	648	65.3%	58.8%	58.0%
% of FP17s for the same patient ID Re-attending between 3 & 9 months - Adults	218	543	40.1%	53.2%	53.7%
% of FP17s for Band 1 Urgent Courses	10	1,220	0.8%	8.1%	8.9%
% of FP17s Relating to Free Repair or Replacements	0	1,220	0.0%	0.8%	0.7%
% of FP17s Relating to Continuations	1	1,220	0.1%	1.0%	0.9%
% of Patients satisfied with the dentistry they have received	1	1	N/A	93.6%	93.9%
% of Patients satisfied with the time they had to wait for an appointment	1	1	N/A	89.3%	88.4%

* This is based on patients treated on this contract for their most recent course of treatment. Figures in italics indicate the base number of FP17s or Patient Questionnaire responses are less than 100. N/A is shown where the base number of responses is less than 10 during the period. % is calculated as Quantity/Base number*100

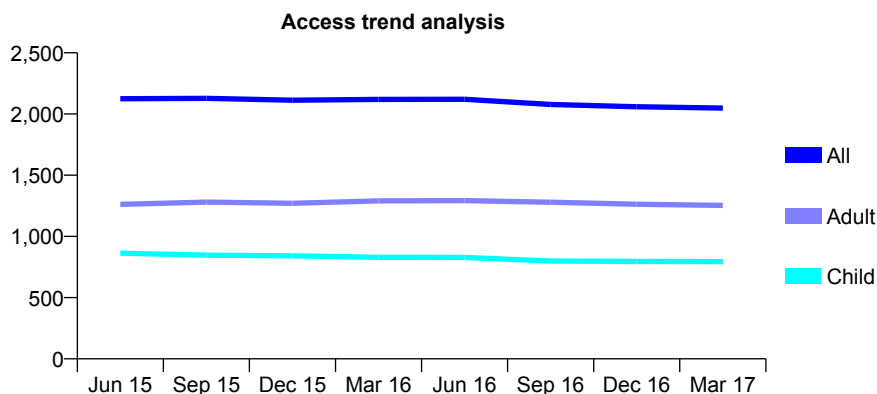
7A1 - Vital Signs At a Glance Contract Report for 162302/0001 - Year end March 2017

Name or company name	Connahs Quay Dental Practice Ltd
Contract type name	GDS Contract
Purpose of contract	General
Contract start date	01/01/2010
Contract end date	

16/17 Contracted general activity (UDA)	6,560
Carry forward general activity (UDA)	0
16/17 Contracted orthodontic activity (UOA)	0
Carry forward orthodontic activity (UOA)	0
Baseline contract value	£120,282.71

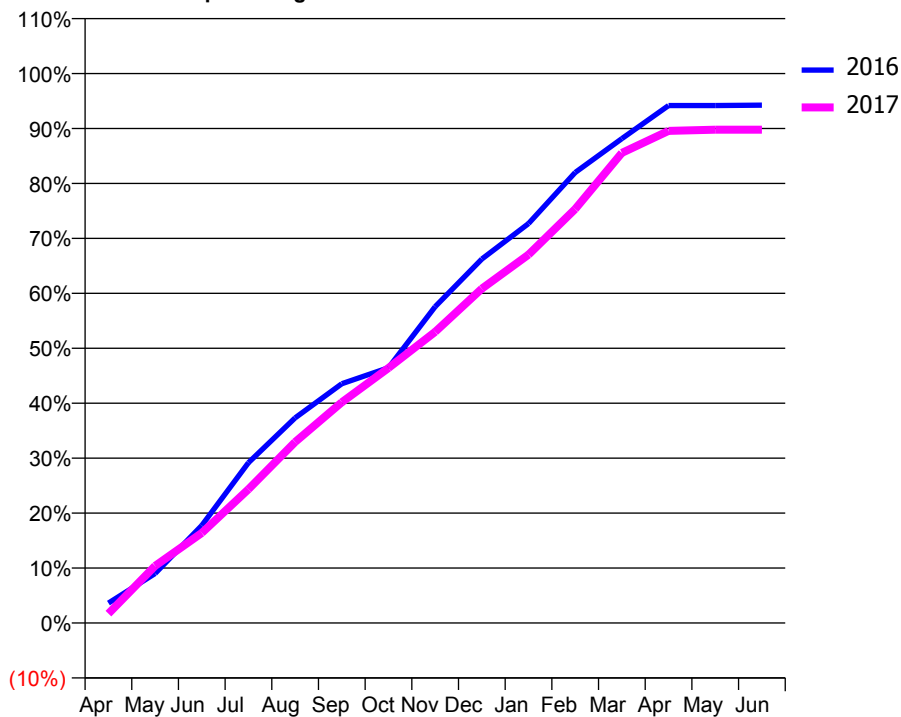
ACCESS*

Patients seen in 24 months	Total	Change since previous quarter
Quarter ending March 2016	2,119	
Quarter ending June 2016	2,120	→
Quarter ending September 2016	2,078	↓
Quarter ending December 2016	2,059	→
Quarter ending March 2017	2,048	→
Variance since March 2016	(3.4%)	↓



ACTIVITY

Cumulative percentage of contracted UDA delivered 2016 & 2017



Month	Adjusted Scheduled Activity (UDA)	
	2016	2017
April	237	113
May	591	682
June	1,164	1,076
July	1,915	1,598
August	2,449	2,160
September	2,856	2,636
October	3,048	3,045
November	3,777	3,475
December	4,345	3,992
January	4,768	4,397
February	5,379	4,942
March	5,782	5,612
April	6,178	5,875
May	6,178	5,889
June	6,182	5,890

QUALITY

	Quantity	Base Number	Contract	LHB	Wales
% of FP17s for the same patient ID Re-attending within 3 months - Children	91	1,326	6.9%	8.0%	11.3%
% of FP17s for the same patient ID Re-attending within 3 months - Adults	404	2,113	19.1%	13.8%	16.7%
% of FP17s for the same patient ID Re-attending between 3 & 9 months - Children	904	1,326	68.2%	58.8%	58.0%
% of FP17s for the same patient ID Re-attending between 3 & 9 months - Adults	1,415	2,113	67.0%	53.2%	53.7%
% of FP17s for Band 1 Urgent Courses	178	3,349	5.3%	8.1%	8.9%
% of FP17s Relating to Free Repair or Replacements	79	3,349	2.4%	0.8%	0.7%
% of FP17s Relating to Continuations	31	3,349	0.9%	1.0%	0.9%
% of Patients satisfied with the dentistry they have received	12	12	100.0%	93.6%	93.9%
% of Patients satisfied with the time they had to wait for an appointment	12	12	100.0%	89.3%	88.4%

* This is based on patients treated on this contract for their most recent course of treatment. Figures in italics indicate the base number of FP17s or Patient Questionnaire responses are less than 100. N/A is shown where the base number of responses is less than 10 during the period. % is calculated as Quantity/Base number*100

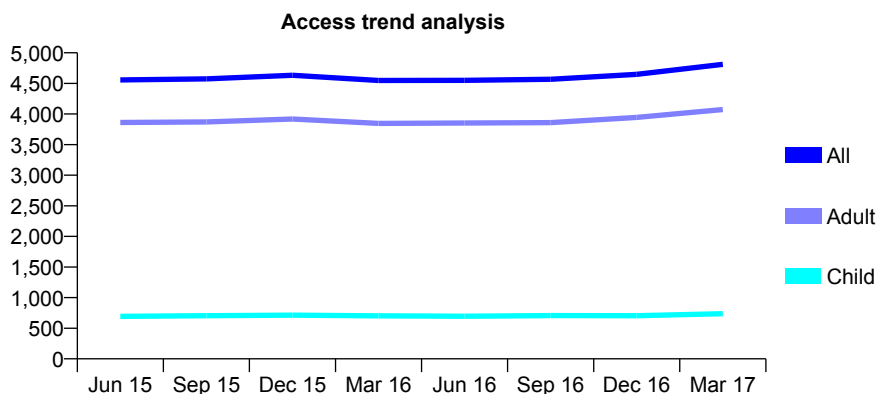
7A1 - Vital Signs At a Glance Contract Report for 164542/0001 - Year end March 2017

Name or company name	Coppersun Dental Care Ltd
Contract type name	GDS Contract
Purpose of contract	General
Contract start date	01/11/2009
Contract end date	

16/17 Contracted general activity (UDA)	16,389
Carry forward general activity (UDA)	-411
16/17 Contracted orthodontic activity (UOA)	0
Carry forward orthodontic activity (UOA)	0
Baseline contract value	£338,752.70

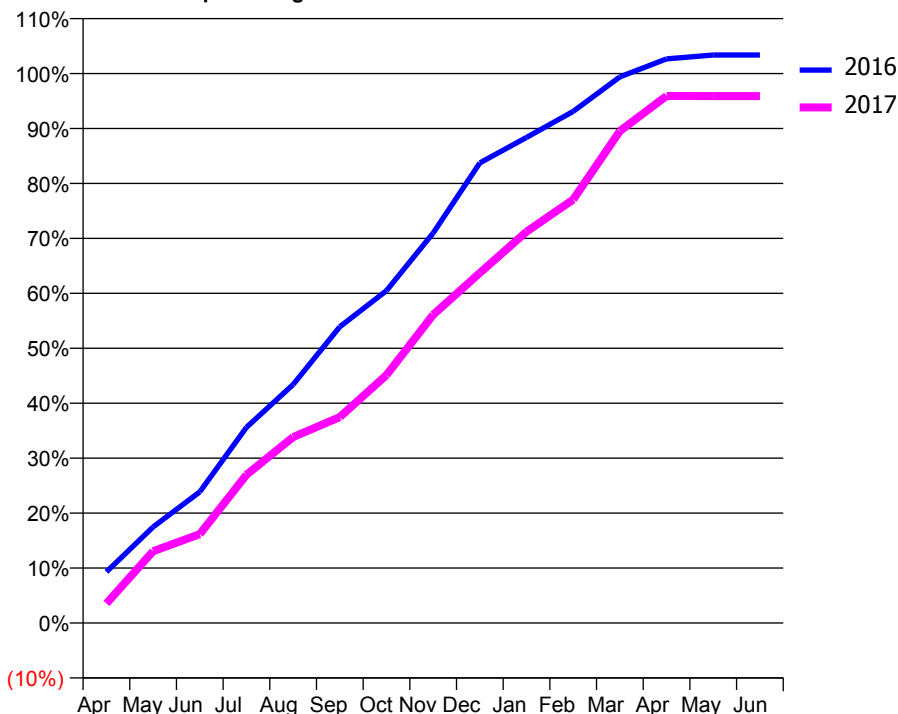
ACCESS*

Patients seen in 24 months	Total	Change since previous quarter
Quarter ending March 2016	4,548	
Quarter ending June 2016	4,550	→
Quarter ending September 2016	4,567	→
Quarter ending December 2016	4,649	→
Quarter ending March 2017	4,811	↑
Variance since March 2016	5.8%	↑



ACTIVITY

Cumulative percentage of contracted UDA delivered 2016 & 2017



Month	Adjusted Scheduled Activity (UDA)	
	2016	2017
April	1,141	581
May	2,144	2,140
June	2,927	2,651
July	4,368	4,421
August	5,320	5,544
September	6,609	6,144
October	7,417	7,394
November	8,701	9,192
December	10,267	10,442
January	10,836	11,672
February	11,417	12,629
March	12,187	14,673
April	12,587	15,719
May	12,674	15,717
June	12,673	15,717

QUALITY

	Quantity	Base Number	Contract	LHB	Wales
% of FP17s for the same patient ID Re-attending within 3 months - Children	142	1,251	11.4%	8.0%	11.3%
% of FP17s for the same patient ID Re-attending within 3 months - Adults	1,117	6,340	17.6%	13.8%	16.7%
% of FP17s for the same patient ID Re-attending between 3 & 9 months - Children	705	1,251	56.4%	58.8%	58.0%
% of FP17s for the same patient ID Re-attending between 3 & 9 months - Adults	2,706	6,340	42.7%	53.2%	53.7%
% of FP17s for Band 1 Urgent Courses	623	7,615	8.2%	8.1%	8.9%
% of FP17s Relating to Free Repair or Replacements	91	7,615	1.2%	0.8%	0.7%
% of FP17s Relating to Continuations	66	7,615	0.9%	1.0%	0.9%
% of Patients satisfied with the dentistry they have received	44	44	100.0%	93.6%	93.9%
% of Patients satisfied with the time they had to wait for an appointment	44	44	100.0%	89.3%	88.4%

* This is based on patients treated on this contract for their most recent course of treatment. Figures in italics indicate the base number of FP17s or Patient Questionnaire responses are less than 100. N/A is shown where the base number of responses is less than 10 during the period. % is calculated as Quantity/Base number*100

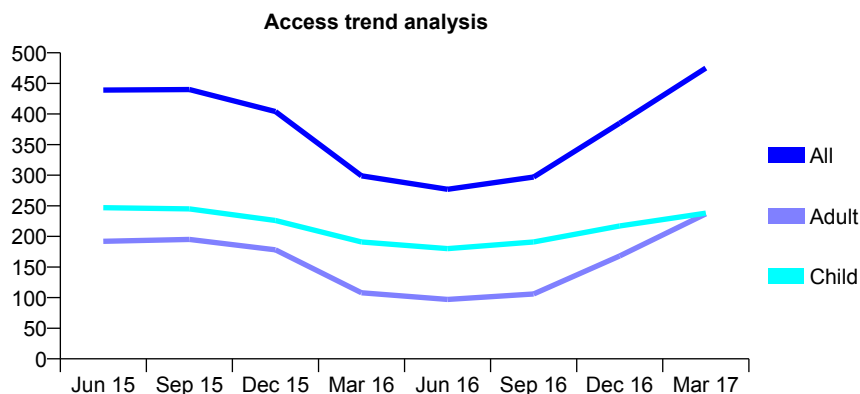
7A1 - Vital Signs At a Glance Contract Report for 164577/0001 - Year end March 2017

Name or company name	Entwistle, Williams & Jenkins GDS Contract
Contract type name	GDS Contract
Purpose of contract	General
Contract start date	31/08/2013
Contract end date	

16/17 Contracted general activity (UDA)	1,136
Carry forward general activity (UDA)	-24
16/17 Contracted orthodontic activity (UOA)	0
Carry forward orthodontic activity (UOA)	0
Baseline contract value	£26,618.31

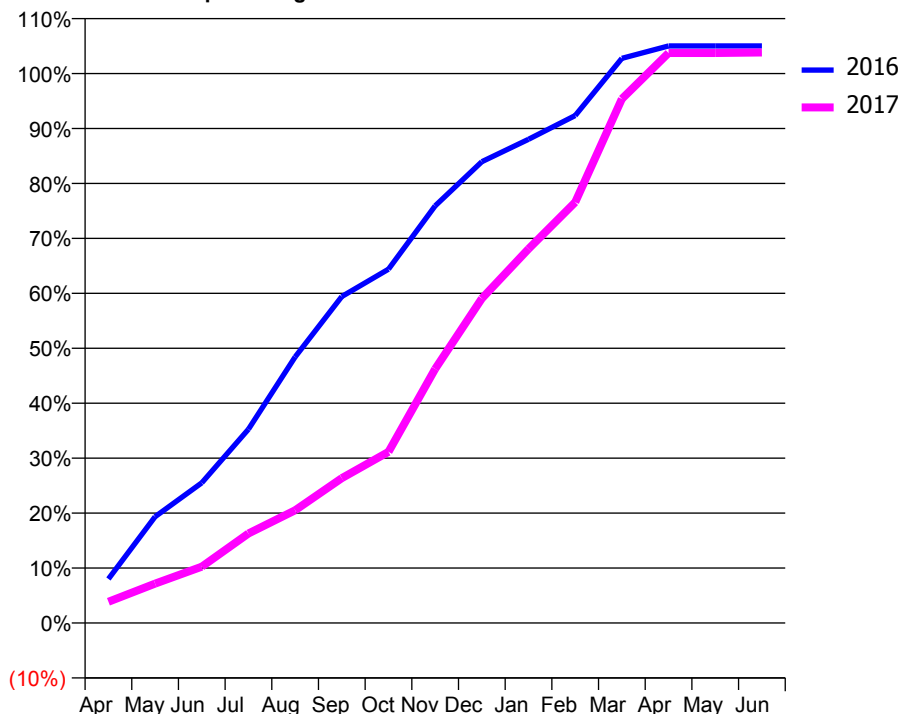
ACCESS*

Patients seen in 24 months	Total	Change since previous quarter
Quarter ending March 2016	299	
Quarter ending June 2016	277	↓
Quarter ending September 2016	297	↑
Quarter ending December 2016	385	↑
Quarter ending March 2017	475	↑
Variance since March 2016	58.9%	↑



ACTIVITY

Cumulative percentage of contracted UDA delivered 2016 & 2017



Month	Adjusted Scheduled Activity (UDA)	
	2016	2017
April	39	44
May	94	81
June	124	117
July	171	185
August	235	233
September	289	299
October	313	354
November	369	525
December	408	671
January	428	773
February	449	870
March	499	1,083
April	510	1,178
May	510	1,178
June	510	1,179

QUALITY

	Quantity	Base Number	Contract	LHB	Wales
% of FP17s for the same patient ID Re-attending within 3 months - Children	18	336	5.4%	8.0%	11.3%
% of FP17s for the same patient ID Re-attending within 3 months - Adults	17	269	6.3%	13.8%	16.7%
% of FP17s for the same patient ID Re-attending between 3 & 9 months - Children	155	336	46.1%	58.8%	58.0%
% of FP17s for the same patient ID Re-attending between 3 & 9 months - Adults	71	269	26.4%	53.2%	53.7%
% of FP17s for Band 1 Urgent Courses	67	616	10.9%	8.1%	8.9%
% of FP17s Relating to Free Repair or Replacements	1	616	0.2%	0.8%	0.7%
% of FP17s Relating to Continuations	0	616	0.0%	1.0%	0.9%
% of Patients satisfied with the dentistry they have received	1	1	N/A	93.6%	93.9%
% of Patients satisfied with the time they had to wait for an appointment	1	1	N/A	89.3%	88.4%

* This is based on patients treated on this contract for their most recent course of treatment. Figures in italics indicate the base number of FP17s or Patient Questionnaire responses are less than 100. N/A is shown where the base number of responses is less than 10 during the period. % is calculated as Quantity/Base number*100

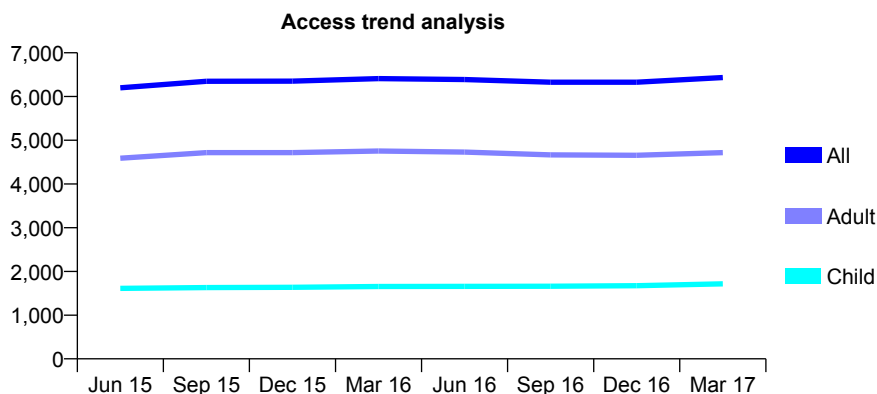
7A1 - Vital Signs At a Glance Contract Report for 167096/0002 - Year end March 2017

Name or company name	Longford Road Dental Practice Ltd
Contract type name	GDS Contract
Purpose of contract	General
Contract start date	01/11/2013
Contract end date	

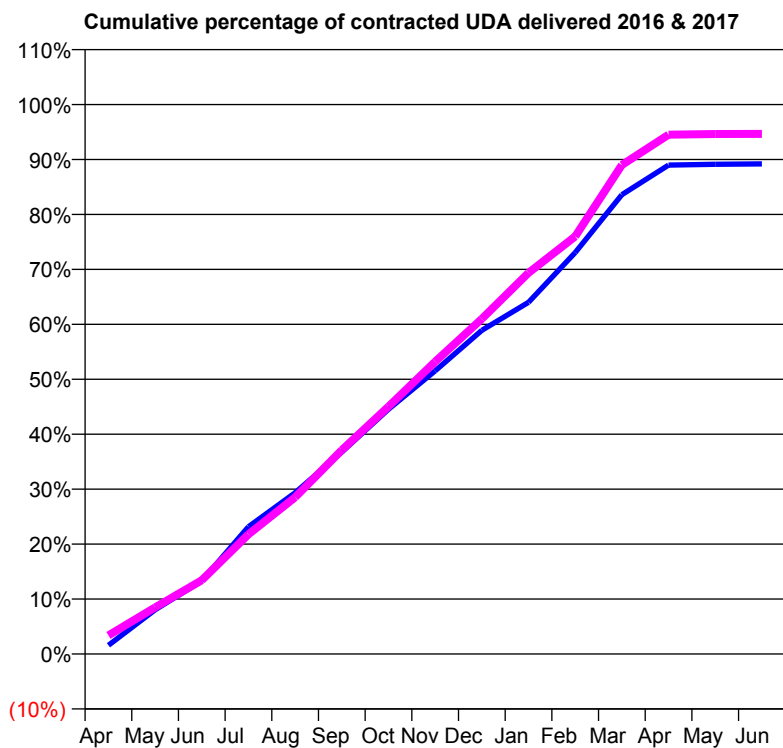
16/17 Contracted general activity (UDA)	22,306
Carry forward general activity (UDA)	0
16/17 Contracted orthodontic activity (UOA)	0
Carry forward orthodontic activity (UOA)	0
Baseline contract value	£470,258.24

ACCESS*

Patients seen in 24 months	Total	Change since previous quarter
Quarter ending March 2016	6,411	
Quarter ending June 2016	6,387	→
Quarter ending September 2016	6,326	→
Quarter ending December 2016	6,328	→
Quarter ending March 2017	6,433	→
Variance since March 2016	0.3%	→



ACTIVITY



Month	Adjusted Scheduled Activity (UDA)	
	2016	2017
April	347	755
May	1,747	1,893
June	2,889	2,994
July	5,029	4,860
August	6,376	6,361
September	7,983	8,279
October	9,671	10,046
November	11,192	11,867
December	12,795	13,608
January	13,903	15,472
February	15,868	16,951
March	18,152	19,851
April	19,325	21,078
May	19,355	21,108
June	19,368	21,112

QUALITY

	Quantity	Base Number	Contract	LHB	Wales
% of FP17s for the same patient ID Re-attending within 3 months - Children	185	2,853	6.5%	8.0%	11.3%
% of FP17s for the same patient ID Re-attending within 3 months - Adults	1,198	7,560	15.8%	13.8%	16.7%
% of FP17s for the same patient ID Re-attending between 3 & 9 months - Children	1,869	2,853	65.5%	58.8%	58.0%
% of FP17s for the same patient ID Re-attending between 3 & 9 months - Adults	3,943	7,560	52.2%	53.2%	53.7%
% of FP17s for Band 1 Urgent Courses	982	10,329	9.5%	8.1%	8.9%
% of FP17s Relating to Free Repair or Replacements	88	10,329	0.9%	0.8%	0.7%
% of FP17s Relating to Continuations	45	10,329	0.4%	1.0%	0.9%
% of Patients satisfied with the dentistry they have received	32	37	86.5%	93.6%	93.9%
% of Patients satisfied with the time they had to wait for an appointment	32	37	86.5%	89.3%	88.4%

* This is based on patients treated on this contract for their most recent course of treatment. Figures in italics indicate the base number of FP17s or Patient Questionnaire responses are less than 100. N/A is shown where the base number of responses is less than 10 during the period. % is calculated as Quantity/Base number*100

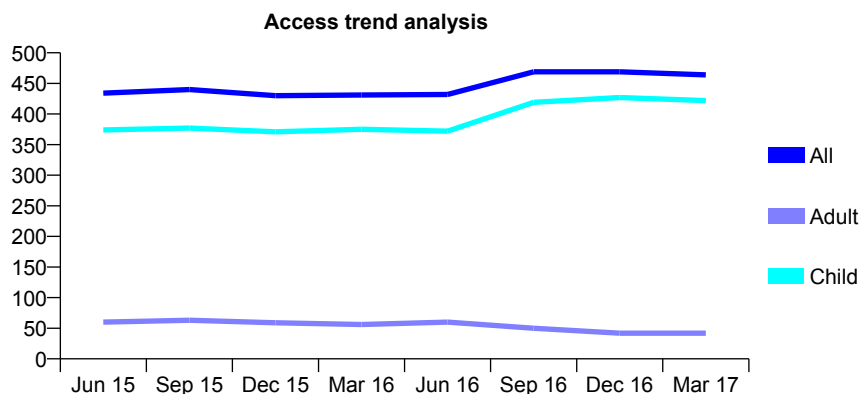
7A1 - Vital Signs At a Glance Contract Report for 170003/0001 - Year end March 2017

Name or company name	Meacher & Associates Limited
Contract type name	GDS Contract
Purpose of contract	General
Contract start date	01/06/2010
Contract end date	

16/17 Contracted general activity (UDA)	975
Carry forward general activity (UDA)	34
16/17 Contracted orthodontic activity (UOA)	0
Carry forward orthodontic activity (UOA)	0
Baseline contract value	£23,005.75

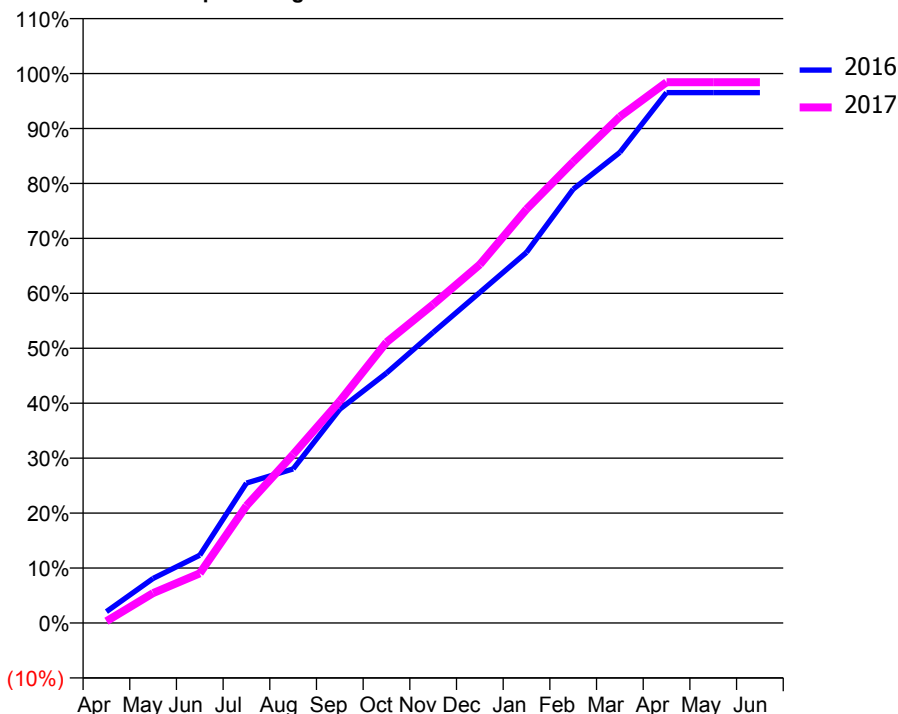
ACCESS*

Patients seen in 24 months	Total	Change since previous quarter
Quarter ending March 2016	431	
Quarter ending June 2016	432	→
Quarter ending September 2016	469	↑
Quarter ending December 2016	469	→
Quarter ending March 2017	464	↓
Variance since March 2016	7.7%	↑



ACTIVITY

Cumulative percentage of contracted UDA delivered 2016 & 2017



Month	Adjusted Scheduled Activity (UDA)	
	2016	2017
April	20	3
May	79	53
June	120	88
July	248	208
August	273	299
September	379	394
October	444	498
November	516	565
December	587	636
January	658	734
February	770	818
March	835	899
April	941	960
May	941	960
June	941	960

QUALITY

	Quantity	Base Number	Contract	LHB	Wales
% of FP17s for the same patient ID Re-attending within 3 months - Children	28	781	3.6%	8.0%	11.3%
% of FP17s for the same patient ID Re-attending within 3 months - Adults	0	0	N/A	13.8%	16.7%
% of FP17s for the same patient ID Re-attending between 3 & 9 months - Children	526	781	67.3%	58.8%	58.0%
% of FP17s for the same patient ID Re-attending between 3 & 9 months - Adults	0	0	N/A	53.2%	53.7%
% of FP17s for Band 1 Urgent Courses	13	751	1.7%	8.1%	8.9%
% of FP17s Relating to Free Repair or Replacements	0	751	0.0%	0.8%	0.7%
% of FP17s Relating to Continuations	1	751	0.1%	1.0%	0.9%
% of Patients satisfied with the dentistry they have received	2	2	N/A	93.6%	93.9%
% of Patients satisfied with the time they had to wait for an appointment	2	2	N/A	89.3%	88.4%

* This is based on patients treated on this contract for their most recent course of treatment. Figures in italics indicate the base number of FP17s or Patient Questionnaire responses are less than 100. N/A is shown where the base number of responses is less than 10 during the period. % is calculated as Quantity/Base number*100

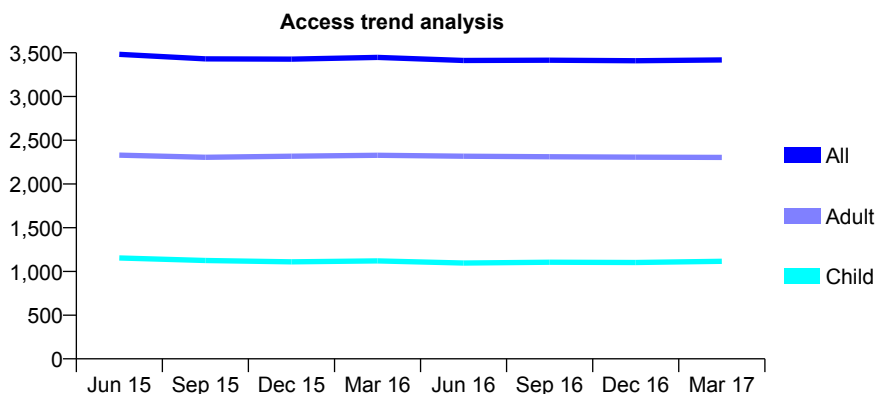
7A1 - Vital Signs At a Glance Contract Report for 173185/0001 - Year end March 2017

Name or company name	Deintyddfa Deudraeth Dental Care Ltd.
Contract type name	GDS Contract
Purpose of contract	General and Orthodontic
Contract start date	01/05/2010
Contract end date	

16/17 Contracted general activity (UDA)	9,059
Carry forward general activity (UDA)	439
16/17 Contracted orthodontic activity (UOA)	1,143
Carry forward orthodontic activity (UOA)	-39
Baseline contract value	£323,230.43

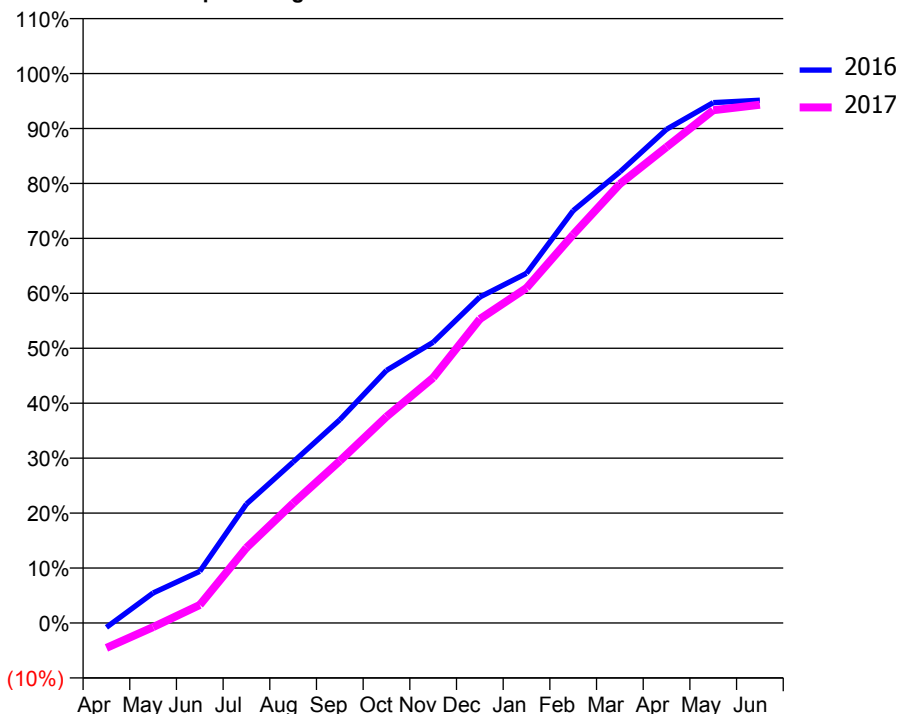
ACCESS*

Patients seen in 24 months	Total	Change since previous quarter
Quarter ending March 2016	3,448	
Quarter ending June 2016	3,413	↓
Quarter ending September 2016	3,416	→
Quarter ending December 2016	3,409	→
Quarter ending March 2017	3,419	→
Variance since March 2016	(0.8%)	→



ACTIVITY

Cumulative percentage of contracted UDA delivered 2016 & 2017



Month	Adjusted Scheduled Activity (UDA)	
	2016	2017
April	-73	-413
May	495	-70
June	851	298
July	1,962	1,240
August	2,653	1,976
September	3,352	2,672
October	4,165	3,403
November	4,629	4,044
December	5,374	5,012
January	5,766	5,524
February	6,799	6,405
March	7,436	7,238
April	8,140	7,846
May	8,580	8,453
June	8,620	8,544

QUALITY

	Quantity	Base Number	Contract	LHB	Wales
% of FP17s for the same patient ID Re-attending within 3 months - Children	152	2,004	7.6%	8.0%	11.3%
% of FP17s for the same patient ID Re-attending within 3 months - Adults	301	3,297	9.1%	13.8%	16.7%
% of FP17s for the same patient ID Re-attending between 3 & 9 months - Children	1,286	2,004	64.2%	58.8%	58.0%
% of FP17s for the same patient ID Re-attending between 3 & 9 months - Adults	2,130	3,297	64.6%	53.2%	53.7%
% of FP17s for Band 1 Urgent Courses	65	5,205	1.2%	8.1%	8.9%
% of FP17s Relating to Free Repair or Replacements	1	5,205	0.0%	0.8%	0.7%
% of FP17s Relating to Continuations	88	5,205	1.7%	1.0%	0.9%
% of Patients satisfied with the dentistry they have received	11	11	100.0%	93.6%	93.9%
% of Patients satisfied with the time they had to wait for an appointment	11	11	100.0%	89.3%	88.4%

* This is based on patients treated on this contract for their most recent course of treatment. Figures in italics indicate the base number of FP17s or Patient Questionnaire responses are less than 100. N/A is shown where the base number of responses is less than 10 during the period. % is calculated as Quantity/Base number*100

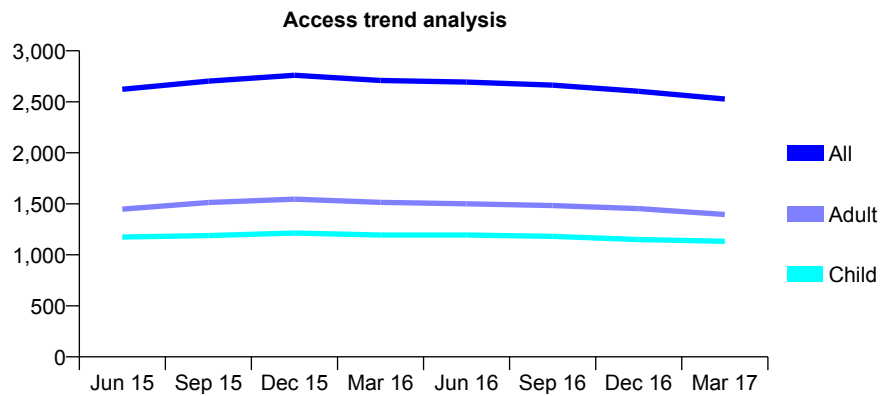
7A1 - Vital Signs At a Glance Contract Report for 173223/0001 - Year end March 2017

Name or company name	The Kandy Lodge Dental Practice Partners
Contract type name	GDS Contract
Purpose of contract	General
Contract start date	01/12/2013
Contract end date	

16/17 Contracted general activity (UDA)	7,920
Carry forward general activity (UDA)	-274
16/17 Contracted orthodontic activity (UOA)	0
Carry forward orthodontic activity (UOA)	0
Baseline contract value	£149,182.41

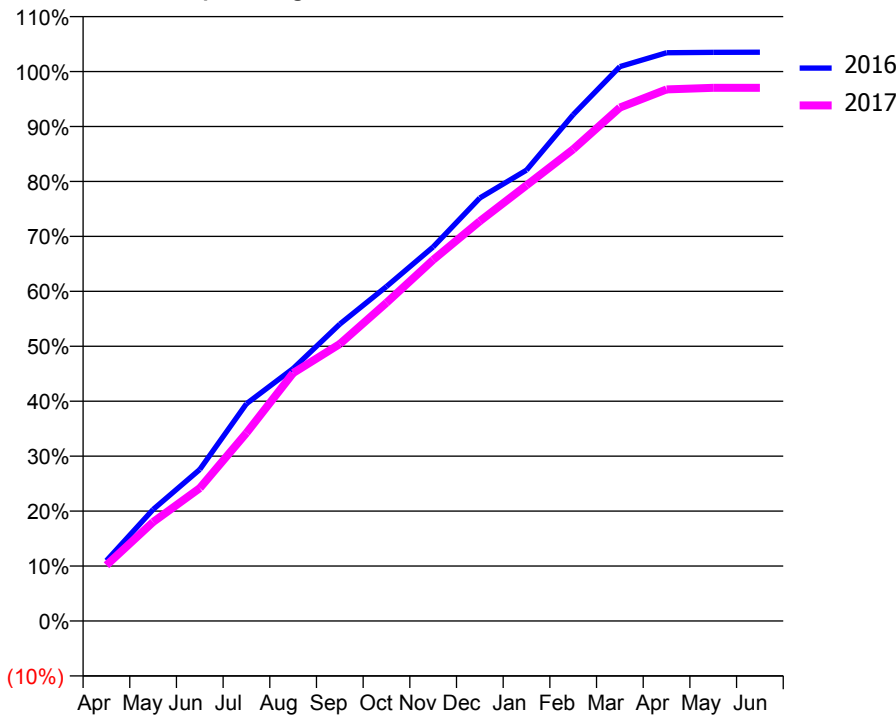
ACCESS*

Patients seen in 24 months	Total	Change since previous quarter
Quarter ending March 2016	2,709	
Quarter ending June 2016	2,694	→
Quarter ending September 2016	2,664	↓
Quarter ending December 2016	2,603	↓
Quarter ending March 2017	2,528	↓
Variance since March 2016	(6.7%)	↓



ACTIVITY

Cumulative percentage of contracted UDA delivered 2016 & 2017



Month	Adjusted Scheduled Activity (UDA)	
	2016	2017
April	858	804
May	1,588	1,426
June	2,157	1,916
July	3,093	2,710
August	3,592	3,573
September	4,225	3,993
October	4,759	4,587
November	5,325	5,205
December	6,021	5,763
January	6,418	6,280
February	7,206	6,800
March	7,890	7,400
April	8,087	7,662
May	8,093	7,685
June	8,094	7,686

QUALITY

	Quantity	Base Number	Contract	LHB	Wales
% of FP17s for the same patient ID Re-attending within 3 months - Children	167	2,192	7.6%	8.0%	11.3%
% of FP17s for the same patient ID Re-attending within 3 months - Adults	260	1,763	14.7%	13.8%	16.7%
% of FP17s for the same patient ID Re-attending between 3 & 9 months - Children	1,578	2,192	72.0%	58.8%	58.0%
% of FP17s for the same patient ID Re-attending between 3 & 9 months - Adults	1,038	1,763	58.9%	53.2%	53.7%
% of FP17s for Band 1 Urgent Courses	363	3,965	9.2%	8.1%	8.9%
% of FP17s Relating to Free Repair or Replacements	1	3,965	0.0%	0.8%	0.7%
% of FP17s Relating to Continuations	38	3,965	1.0%	1.0%	0.9%
% of Patients satisfied with the dentistry they have received	0	1	N/A	93.6%	93.9%
% of Patients satisfied with the time they had to wait for an appointment	1	1	N/A	89.3%	88.4%

* This is based on patients treated on this contract for their most recent course of treatment. Figures in italics indicate the base number of FP17s or Patient Questionnaire responses are less than 100. N/A is shown where the base number of responses is less than 10 during the period. % is calculated as Quantity/Base number*100

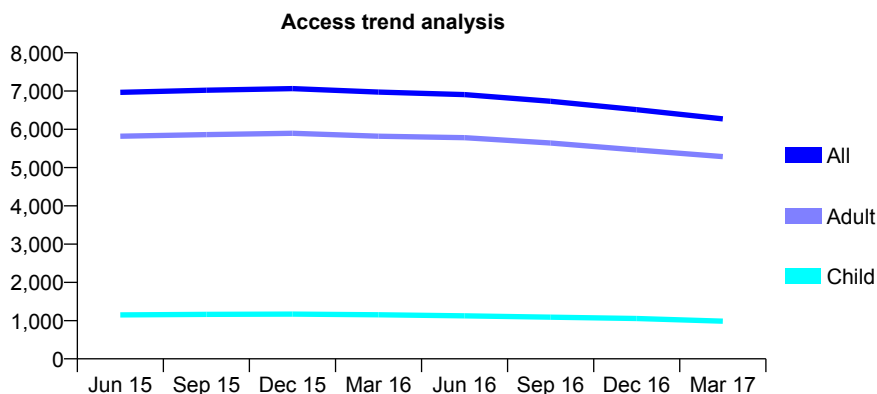
7A1 - Vital Signs At a Glance Contract Report for 175145/0001 - Year end March 2017

Name or company name	Rhyl and Abergele Elwy Dental Partnership
Contract type name	GDS Contract
Purpose of contract	General
Contract start date	01/03/2011
Contract end date	

16/17 Contracted general activity (UDA)	17,800
Carry forward general activity (UDA)	22
16/17 Contracted orthodontic activity (UOA)	0
Carry forward orthodontic activity (UOA)	0
Baseline contract value	£473,302.00

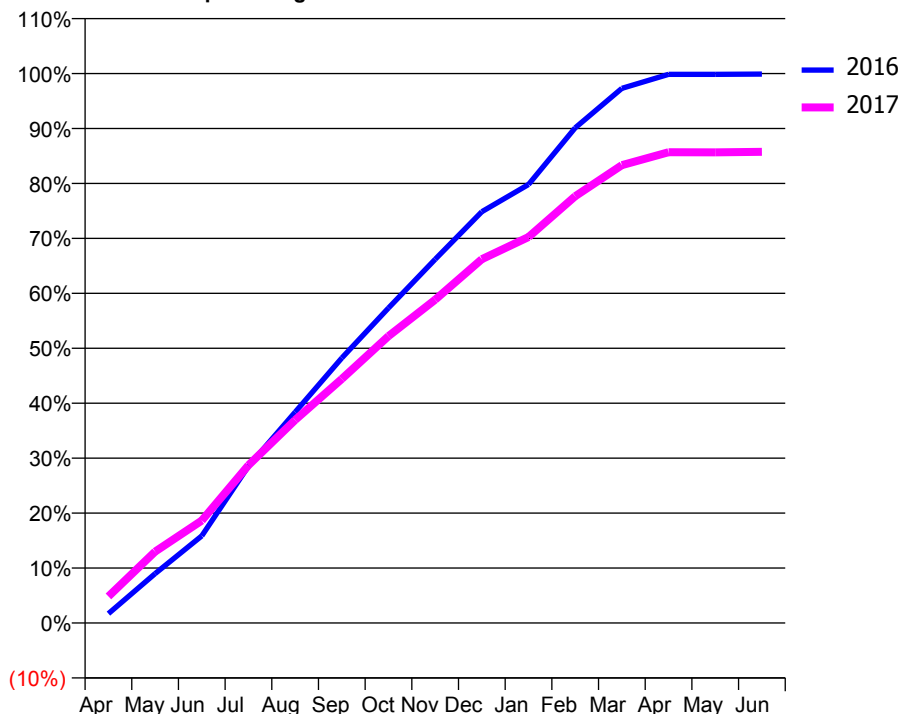
ACCESS*

Patients seen in 24 months	Total	Change since previous quarter
Quarter ending March 2016	6,973	
Quarter ending June 2016	6,907	→
Quarter ending September 2016	6,734	↓
Quarter ending December 2016	6,513	↓
Quarter ending March 2017	6,273	↓
Variance since March 2016	(10.0%)	↓



ACTIVITY

Cumulative percentage of contracted UDA delivered 2016 & 2017



Adjusted Scheduled Activity (UDA)

Month	2016	2017
April	322	864
May	1,698	2,315
June	2,991	3,320
July	5,385	5,112
August	7,238	6,577
September	9,099	7,907
October	10,817	9,294
November	12,486	10,474
December	14,120	11,787
January	15,056	12,504
February	16,999	13,826
March	18,356	14,831
April	18,837	15,251
May	18,837	15,248
June	18,843	15,264

QUALITY

	Quantity	Base Number	Contract	LHB	Wales
% of FP17s for the same patient ID Re-attending within 3 months - Children	87	1,295	6.7%	8.0%	11.3%
% of FP17s for the same patient ID Re-attending within 3 months - Adults	921	6,742	13.7%	13.8%	16.7%
% of FP17s for the same patient ID Re-attending between 3 & 9 months - Children	885	1,295	68.3%	58.8%	58.0%
% of FP17s for the same patient ID Re-attending between 3 & 9 months - Adults	4,032	6,742	59.8%	53.2%	53.7%
% of FP17s for Band 1 Urgent Courses	634	7,959	8.0%	8.1%	8.9%
% of FP17s Relating to Free Repair or Replacements	51	7,959	0.6%	0.8%	0.7%
% of FP17s Relating to Continuations	97	7,959	1.2%	1.0%	0.9%
% of Patients satisfied with the dentistry they have received	39	39	100.0%	93.6%	93.9%
% of Patients satisfied with the time they had to wait for an appointment	30	39	76.9%	89.3%	88.4%

* This is based on patients treated on this contract for their most recent course of treatment. Figures in italics indicate the base number of FP17s or Patient Questionnaire responses are less than 100. N/A is shown where the base number of responses is less than 10 during the period. % is calculated as Quantity/Base number*100

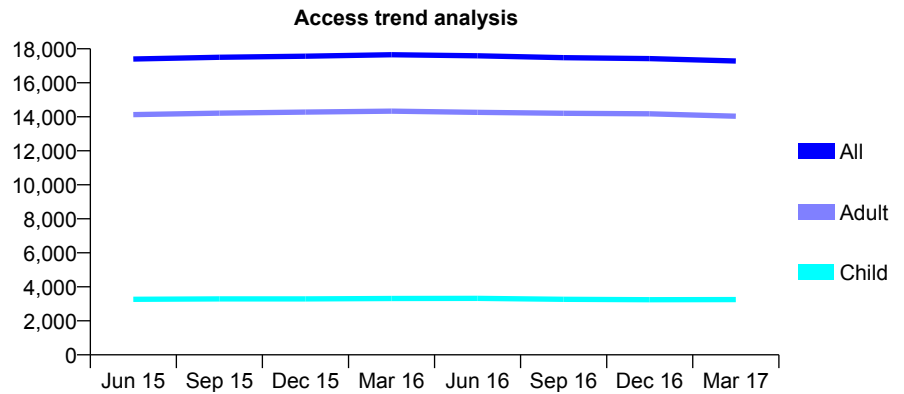
7A1 - Vital Signs At a Glance Contract Report for 175145/0002 - Year end March 2017

Name or company name	Rhyl and Abergele Elwy Dental Partnership
Contract type name	GDS Contract
Purpose of contract	General and Orthodontic
Contract start date	01/03/2011
Contract end date	

16/17 Contracted general activity (UDA)	49,009
Carry forward general activity (UDA)	-6
16/17 Contracted orthodontic activity (UOA)	827
Carry forward orthodontic activity (UOA)	13
Baseline contract value	£1,386,243.21

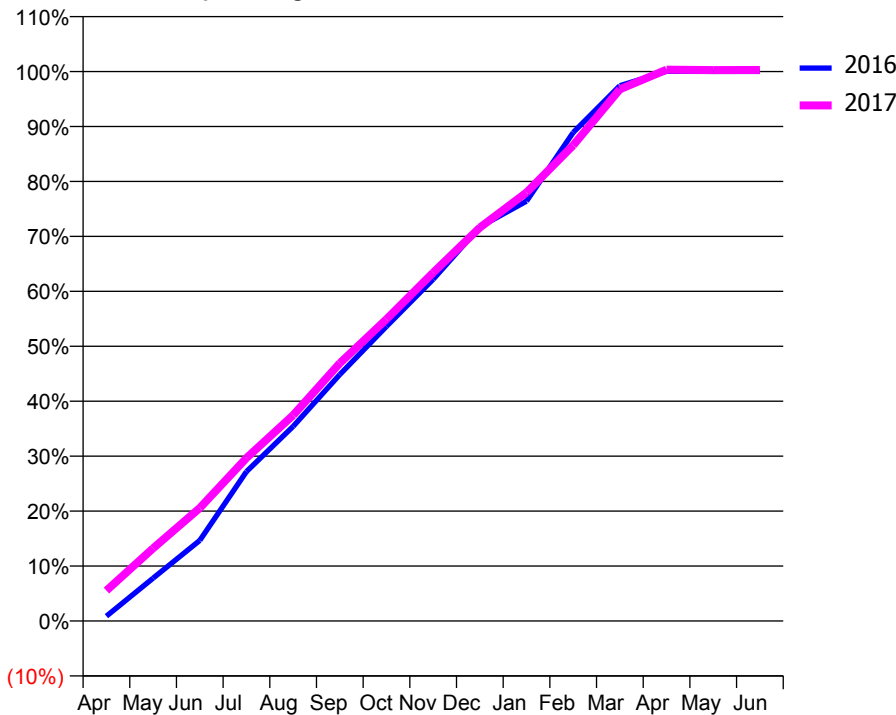
ACCESS*

Patients seen in 24 months	Total	Change since previous quarter
Quarter ending March 2016	17,651	
Quarter ending June 2016	17,587	→
Quarter ending September 2016	17,476	→
Quarter ending December 2016	17,420	→
Quarter ending March 2017	17,283	→
Variance since March 2016	(2.1%)	↓



ACTIVITY

Cumulative percentage of contracted UDA delivered 2016 & 2017



Month	Adjusted Scheduled Activity (UDA)	
	2016	2017
April	433	2,719
May	3,819	6,482
June	7,189	10,083
July	13,331	14,535
August	17,352	18,362
September	21,980	22,992
October	26,274	26,918
November	30,474	31,067
December	35,144	35,096
January	37,450	38,220
February	43,568	42,424
March	47,740	47,424
April	49,027	49,176
May	49,015	49,142
June	49,015	49,143

QUALITY

	Quantity	Base Number	Contract	LHB	Wales
% of FP17s for the same patient ID Re-attending within 3 months - Children	297	4,478	6.6%	8.0%	11.3%
% of FP17s for the same patient ID Re-attending within 3 months - Adults	1,960	18,511	10.6%	13.8%	16.7%
% of FP17s for the same patient ID Re-attending between 3 & 9 months - Children	2,219	4,478	49.6%	58.8%	58.0%
% of FP17s for the same patient ID Re-attending between 3 & 9 months - Adults	7,493	18,511	40.5%	53.2%	53.7%
% of FP17s for Band 1 Urgent Courses	1,249	23,106	5.4%	8.1%	8.9%
% of FP17s Relating to Free Repair or Replacements	86	23,106	0.4%	0.8%	0.7%
% of FP17s Relating to Continuations	295	23,106	1.3%	1.0%	0.9%
% of Patients satisfied with the dentistry they have received	70	74	94.6%	93.6%	93.9%
% of Patients satisfied with the time they had to wait for an appointment	71	74	95.9%	89.3%	88.4%

* This is based on patients treated on this contract for their most recent course of treatment. Figures in italics indicate the base number of FP17s or Patient Questionnaire responses are less than 100. N/A is shown where the base number of responses is less than 10 during the period. % is calculated as Quantity/Base number*100

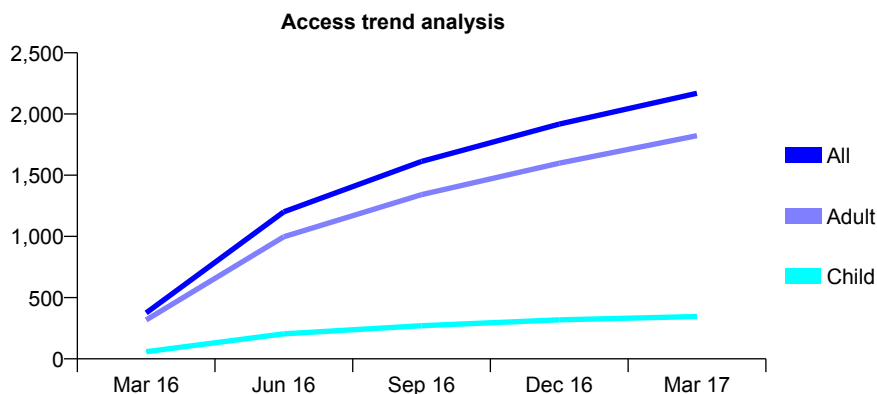
7A1 - Vital Signs At a Glance Contract Report for 175595/0001 - Year end March 2017

Name or company name	MR QM JAFFRI
Contract type name	GDS Contract
Purpose of contract	General
Contract start date	28/12/2015
Contract end date	

16/17 Contracted general activity (UDA)	9,766
Carry forward general activity (UDA)	84
16/17 Contracted orthodontic activity (UOA)	0
Carry forward orthodontic activity (UOA)	0
Baseline contract value	£252,334.61

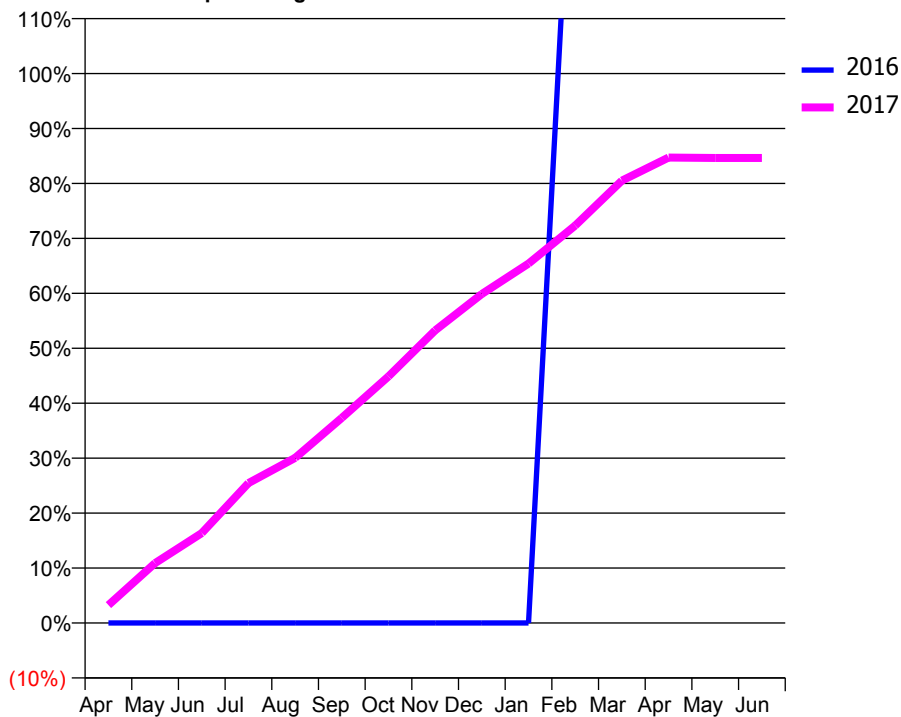
ACCESS*

Patients seen in 24 months	Total	Change since previous quarter
Quarter ending March 2016	375	
Quarter ending June 2016	1,201	↑
Quarter ending September 2016	1,613	↑
Quarter ending December 2016	1,918	↑
Quarter ending March 2017	2,169	↑
Variance since March 2016	478.4%	↑



ACTIVITY

Cumulative percentage of contracted UDA delivered 2016 & 2017



Month	Adjusted Scheduled Activity (UDA)	
	2016	2017
April	0	318
May	0	1,065
June	0	1,599
July	0	2,487
August	0	2,935
September	0	3,647
October	0	4,384
November	0	5,200
December	0	5,847
January	0	6,389
February	615	7,064
March	903	7,861
April	1,341	8,271
May	1,366	8,265
June	1,371	8,265

QUALITY

	Quantity	Base Number	Contract	LHB	Wales
% of FP17s for the same patient ID Re-attending within 3 months - Children	8	499	1.6%	8.0%	11.3%
% of FP17s for the same patient ID Re-attending within 3 months - Adults	228	2,788	8.2%	13.8%	16.7%
% of FP17s for the same patient ID Re-attending between 3 & 9 months - Children	141	499	28.3%	58.8%	58.0%
% of FP17s for the same patient ID Re-attending between 3 & 9 months - Adults	880	2,788	31.6%	53.2%	53.7%
% of FP17s for Band 1 Urgent Courses	206	3,196	6.4%	8.1%	8.9%
% of FP17s Relating to Free Repair or Replacements	5	3,196	0.2%	0.8%	0.7%
% of FP17s Relating to Continuations	30	3,196	0.9%	1.0%	0.9%
% of Patients satisfied with the dentistry they have received	12	12	100.0%	93.6%	93.9%
% of Patients satisfied with the time they had to wait for an appointment	8	12	66.7%	89.3%	88.4%

* This is based on patients treated on this contract for their most recent course of treatment. Figures in italics indicate the base number of FP17s or Patient Questionnaire responses are less than 100. N/A is shown where the base number of responses is less than 10 during the period. % is calculated as Quantity/Base number*100

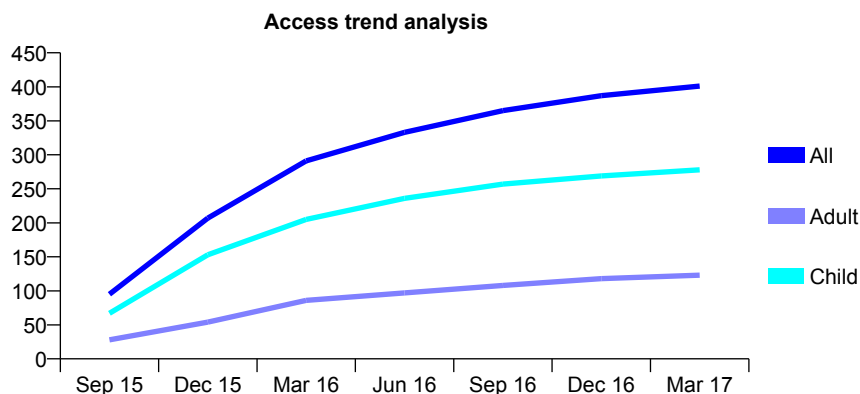
7A1 - Vital Signs At a Glance Contract Report for 175897/0001 - Year end March 2017

Name or company name	C Aston
Contract type name	GDS Contract
Purpose of contract	General
Contract start date	25/07/2015
Contract end date	

16/17 Contracted general activity (UDA)	1,160
Carry forward general activity (UDA)	31
16/17 Contracted orthodontic activity (UOA)	0
Carry forward orthodontic activity (UOA)	0
Baseline contract value	£27,014.04

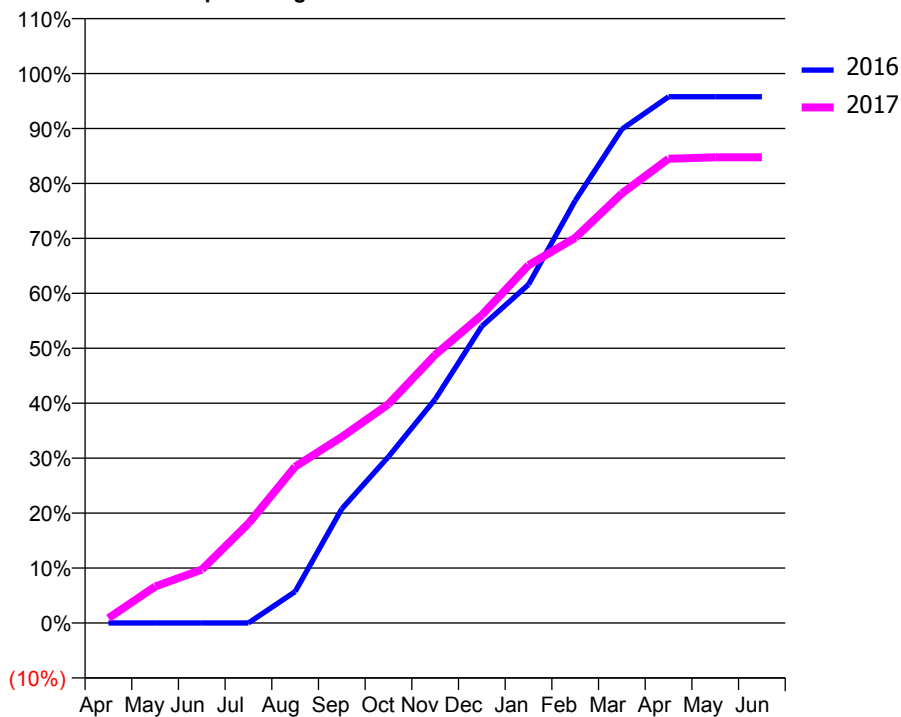
ACCESS*

Patients seen in 24 months	Total	Change since previous quarter
Quarter ending March 2016	291	
Quarter ending June 2016	333	↑
Quarter ending September 2016	365	↑
Quarter ending December 2016	387	↑
Quarter ending March 2017	401	↑
Variance since March 2016	37.8%	↑



ACTIVITY

Cumulative percentage of contracted UDA delivered 2016 & 2017



Month	Adjusted Scheduled Activity (UDA)	
	2016	2017
April	0	10
May	0	77
June	0	113
July	0	210
August	43	330
September	155	393
October	225	462
November	303	566
December	402	650
January	458	755
February	572	813
March	669	907
April	713	980
May	713	983
June	713	983

QUALITY

	Quantity	Base Number	Contract	LHB	Wales
% of FP17s for the same patient ID Re-attending within 3 months - Children	43	437	9.8%	8.0%	11.3%
% of FP17s for the same patient ID Re-attending within 3 months - Adults	34	140	24.3%	13.8%	16.7%
% of FP17s for the same patient ID Re-attending between 3 & 9 months - Children	184	437	42.1%	58.8%	58.0%
% of FP17s for the same patient ID Re-attending between 3 & 9 months - Adults	54	140	38.6%	53.2%	53.7%
% of FP17s for Band 1 Urgent Courses	45	581	7.7%	8.1%	8.9%
% of FP17s Relating to Free Repair or Replacements	0	581	0.0%	0.8%	0.7%
% of FP17s Relating to Continuations	0	581	0.0%	1.0%	0.9%
% of Patients satisfied with the dentistry they have received	1	1	N/A	93.6%	93.9%
% of Patients satisfied with the time they had to wait for an appointment	1	1	N/A	89.3%	88.4%

* This is based on patients treated on this contract for their most recent course of treatment. Figures in italics indicate the base number of FP17s or Patient Questionnaire responses are less than 100. N/A is shown where the base number of responses is less than 10 during the period. % is calculated as Quantity/Base number*100

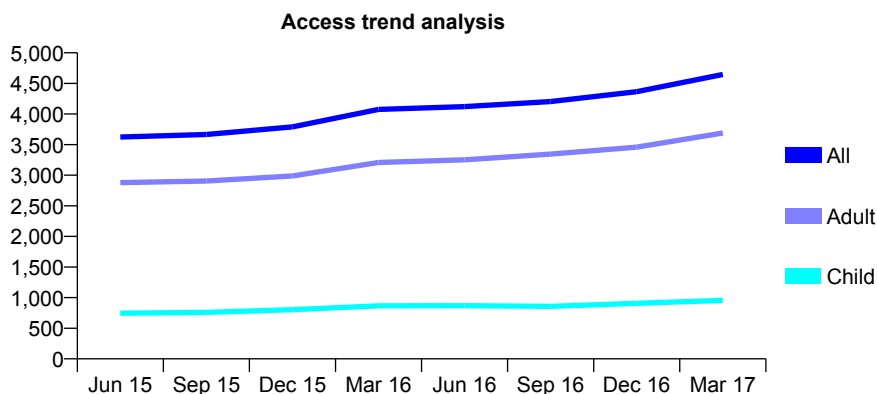
7A1 - Vital Signs At a Glance Contract Report for 182532/0001 - Year end March 2017

Name or company name	R Jotangia
Contract type name	GDS Contract
Purpose of contract	General
Contract start date	18/04/2012
Contract end date	

16/17 Contracted general activity (UDA)	16,832
Carry forward general activity (UDA)	26
16/17 Contracted orthodontic activity (UOA)	0
Carry forward orthodontic activity (UOA)	0
Baseline contract value	£385,417.99

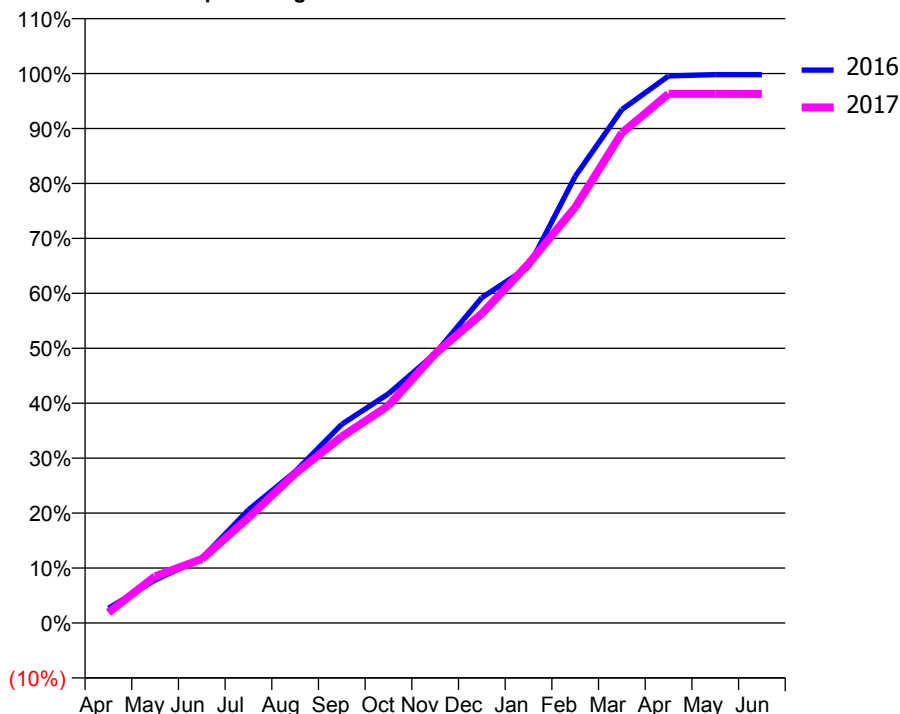
ACCESS*

Patients seen in 24 months	Total	Change since previous quarter
Quarter ending March 2016	4,075	
Quarter ending June 2016	4,120	→
Quarter ending September 2016	4,203	↑
Quarter ending December 2016	4,366	↑
Quarter ending March 2017	4,645	↑
Variance since March 2016	14.0%	↑



ACTIVITY

Cumulative percentage of contracted UDA delivered 2016 & 2017



Month	Adjusted Scheduled Activity (UDA)	
	2016	2017
April	344	320
May	1,005	1,433
June	1,511	1,959
July	2,641	3,227
August	3,536	4,577
September	4,643	5,712
October	5,355	6,662
November	6,295	8,248
December	7,601	9,478
January	8,318	11,005
February	10,432	12,735
March	11,990	15,012
April	12,777	16,208
May	12,807	16,208
June	12,807	16,205

QUALITY

	Quantity	Base Number	Contract	LHB	Wales
% of FP17s for the same patient ID Re-attending within 3 months - Children	96	1,404	6.8%	8.0%	11.3%
% of FP17s for the same patient ID Re-attending within 3 months - Adults	720	4,985	14.4%	13.8%	16.7%
% of FP17s for the same patient ID Re-attending between 3 & 9 months - Children	799	1,404	56.9%	58.8%	58.0%
% of FP17s for the same patient ID Re-attending between 3 & 9 months - Adults	2,251	4,985	45.2%	53.2%	53.7%
% of FP17s for Band 1 Urgent Courses	310	6,453	4.8%	8.1%	8.9%
% of FP17s Relating to Free Repair or Replacements	71	6,453	1.1%	0.8%	0.7%
% of FP17s Relating to Continuations	149	6,453	2.3%	1.0%	0.9%
% of Patients satisfied with the dentistry they have received	13	15	86.7%	93.6%	93.9%
% of Patients satisfied with the time they had to wait for an appointment	12	15	80.0%	89.3%	88.4%

* This is based on patients treated on this contract for their most recent course of treatment. Figures in italics indicate the base number of FP17s or Patient Questionnaire responses are less than 100. N/A is shown where the base number of responses is less than 10 during the period. % is calculated as Quantity/Base number*100

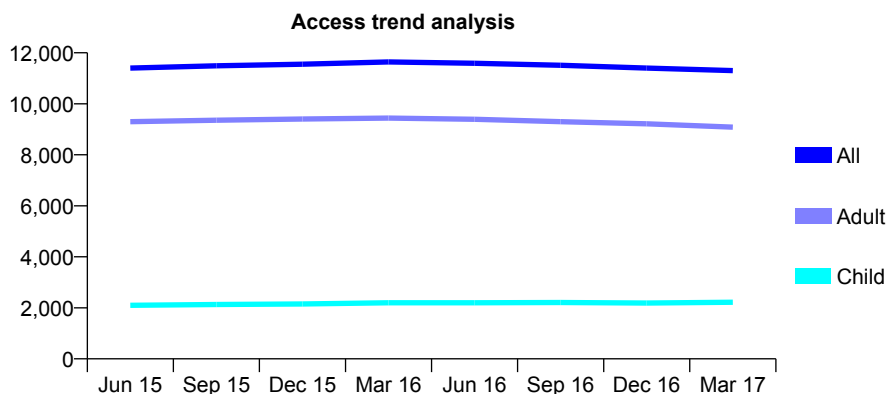
7A1 - Vital Signs At a Glance Contract Report for 186023/0001 - Year end March 2017

Name or company name	RYAN & NAYLOR LIMITED
Contract type name	GDS Contract
Purpose of contract	General
Contract start date	01/05/2012
Contract end date	

16/17 Contracted general activity (UDA)	37,092
Carry forward general activity (UDA)	994
16/17 Contracted orthodontic activity (UOA)	0
Carry forward orthodontic activity (UOA)	0
Baseline contract value	£849,483.72

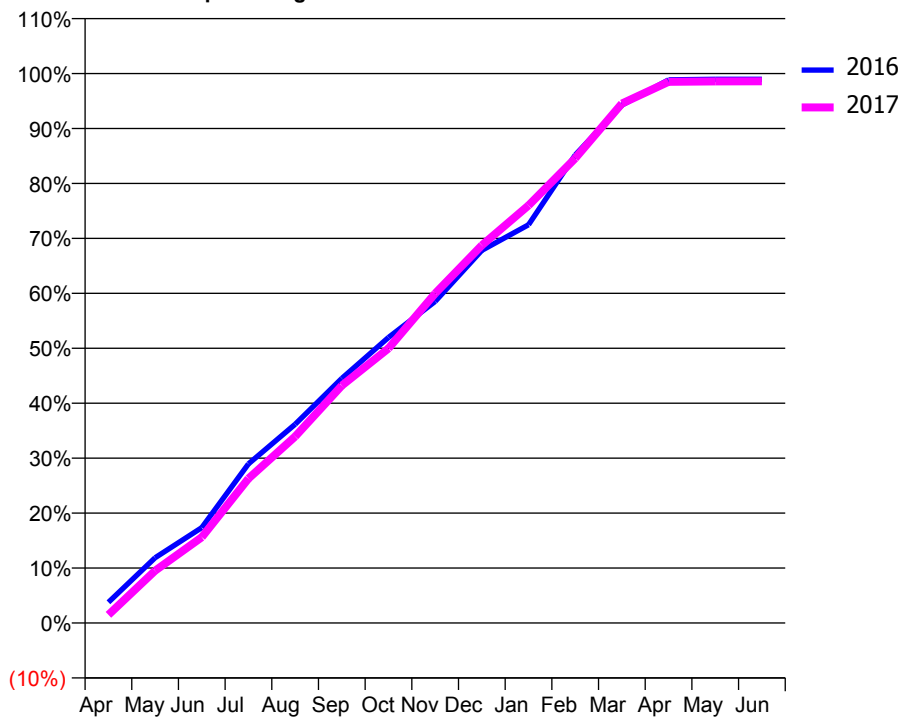
ACCESS*

Patients seen in 24 months	Total	Change since previous quarter
Quarter ending March 2016	11,643	
Quarter ending June 2016	11,592	→
Quarter ending September 2016	11,510	→
Quarter ending December 2016	11,402	→
Quarter ending March 2017	11,303	→
Variance since March 2016	(2.9%)	↓



ACTIVITY

Cumulative percentage of contracted UDA delivered 2016 & 2017



Month	Adjusted Scheduled Activity (UDA)	
	2016	2017
April	1,423	556
May	4,490	3,533
June	6,564	5,788
July	10,953	9,750
August	13,677	12,586
September	16,839	16,026
October	19,650	18,535
November	22,129	22,242
December	25,643	25,500
January	27,405	28,184
February	32,211	31,361
March	35,638	35,060
April	37,390	36,531
May	37,426	36,554
June	37,426	36,564

QUALITY

	Quantity	Base Number	Contract	LHB	Wales
% of FP17s for the same patient ID Re-attending within 3 months - Children	230	3,507	6.6%	8.0%	11.3%
% of FP17s for the same patient ID Re-attending within 3 months - Adults	1,755	14,270	12.3%	13.8%	16.7%
% of FP17s for the same patient ID Re-attending between 3 & 9 months - Children	2,113	3,507	60.3%	58.8%	58.0%
% of FP17s for the same patient ID Re-attending between 3 & 9 months - Adults	9,115	14,270	63.9%	53.2%	53.7%
% of FP17s for Band 1 Urgent Courses	860	17,716	4.9%	8.1%	8.9%
% of FP17s Relating to Free Repair or Replacements	115	17,716	0.6%	0.8%	0.7%
% of FP17s Relating to Continuations	86	17,716	0.5%	1.0%	0.9%
% of Patients satisfied with the dentistry they have received	37	38	97.4%	93.6%	93.9%
% of Patients satisfied with the time they had to wait for an appointment	36	38	94.7%	89.3%	88.4%

* This is based on patients treated on this contract for their most recent course of treatment. Figures in italics indicate the base number of FP17s or Patient Questionnaire responses are less than 100. N/A is shown where the base number of responses is less than 10 during the period. % is calculated as Quantity/Base number*100

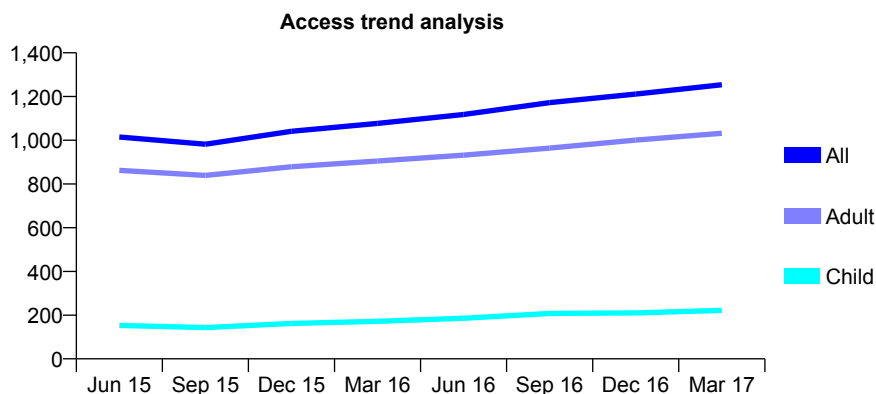
7A1 - Vital Signs At a Glance Contract Report for 187011/0002 - Year end March 2017

Name or company name	Betsi Cadwaladr University Health Board
Contract type name	PDS Contract
Purpose of contract	General
Contract start date	01/04/2006
Contract end date	31/03/2018

16/17 Contracted general activity (UDA)	3,605
Carry forward general activity (UDA)	0
16/17 Contracted orthodontic activity (UOA)	0
Carry forward orthodontic activity (UOA)	0
Baseline contract value	£68,970.58

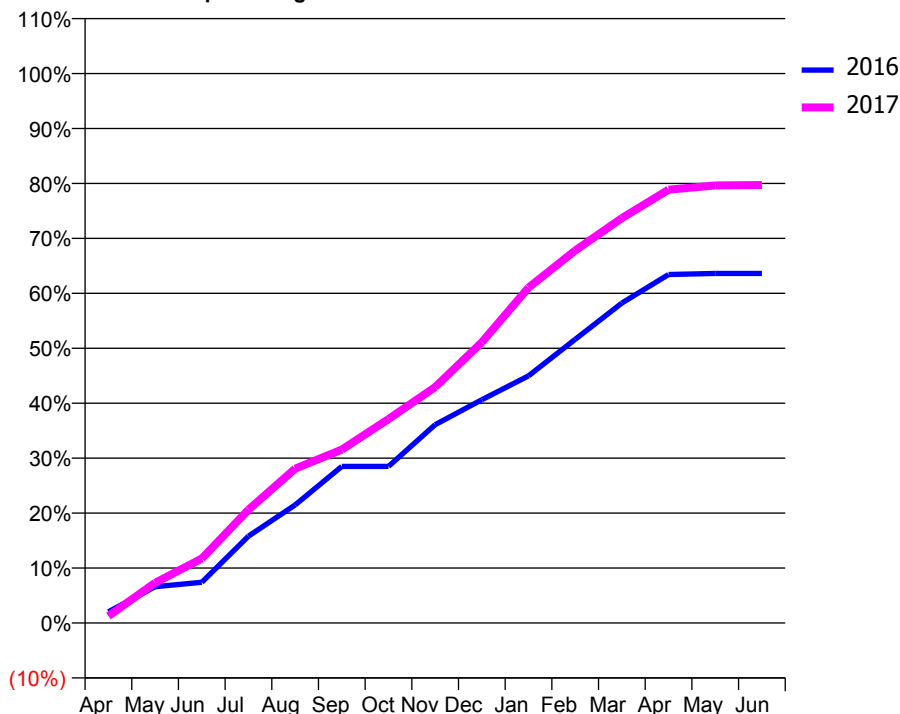
ACCESS*

Patients seen in 24 months	Total	Change since previous quarter
Quarter ending March 2016	1,077	
Quarter ending June 2016	1,118	↑
Quarter ending September 2016	1,172	↑
Quarter ending December 2016	1,211	↑
Quarter ending March 2017	1,254	↑
Variance since March 2016	16.4%	↑



ACTIVITY

Cumulative percentage of contracted UDA delivered 2016 & 2017



Month	Adjusted Scheduled Activity (UDA)	
	2016	2017
April	74	46
May	238	264
June	267	423
July	570	743
August	774	1,012
September	1,028	1,137
October	1,028	1,338
November	1,301	1,548
December	1,465	1,842
January	1,621	2,201
February	1,861	2,444
March	2,099	2,657
April	2,286	2,843
May	2,293	2,870
June	2,293	2,873

QUALITY

	Quantity	Base Number	Contract	LHB	Wales
% of FP17s for the same patient ID Re-attending within 3 months - Children	3	207	1.4%	8.0%	11.3%
% of FP17s for the same patient ID Re-attending within 3 months - Adults	79	913	8.7%	13.8%	16.7%
% of FP17s for the same patient ID Re-attending between 3 & 9 months - Children	31	207	15.0%	58.8%	58.0%
% of FP17s for the same patient ID Re-attending between 3 & 9 months - Adults	232	913	25.4%	53.2%	53.7%
% of FP17s for Band 1 Urgent Courses	173	1,095	15.8%	8.1%	8.9%
% of FP17s Relating to Free Repair or Replacements	0	1,095	0.0%	0.8%	0.7%
% of FP17s Relating to Continuations	0	1,095	0.0%	1.0%	0.9%
% of Patients satisfied with the dentistry they have received	6	6	N/A	93.6%	93.9%
% of Patients satisfied with the time they had to wait for an appointment	6	6	N/A	89.3%	88.4%

* This is based on patients treated on this contract for their most recent course of treatment. Figures in italics indicate the base number of FP17s or Patient Questionnaire responses are less than 100. N/A is shown where the base number of responses is less than 10 during the period. % is calculated as Quantity/Base number*100

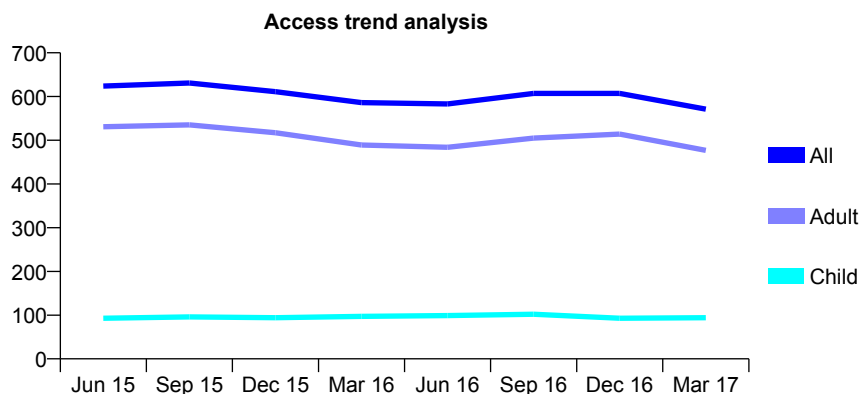
7A1 - Vital Signs At a Glance Contract Report for 187011/0004 - Year end March 2017

Name or company name	Betsi Cadwaladr University Health Board
Contract type name	PDS Contract
Purpose of contract	General
Contract start date	01/04/2006
Contract end date	31/03/2018

16/17 Contracted general activity (UDA)	1,500
Carry forward general activity (UDA)	0
16/17 Contracted orthodontic activity (UOA)	0
Carry forward orthodontic activity (UOA)	0
Baseline contract value	£36,615.84

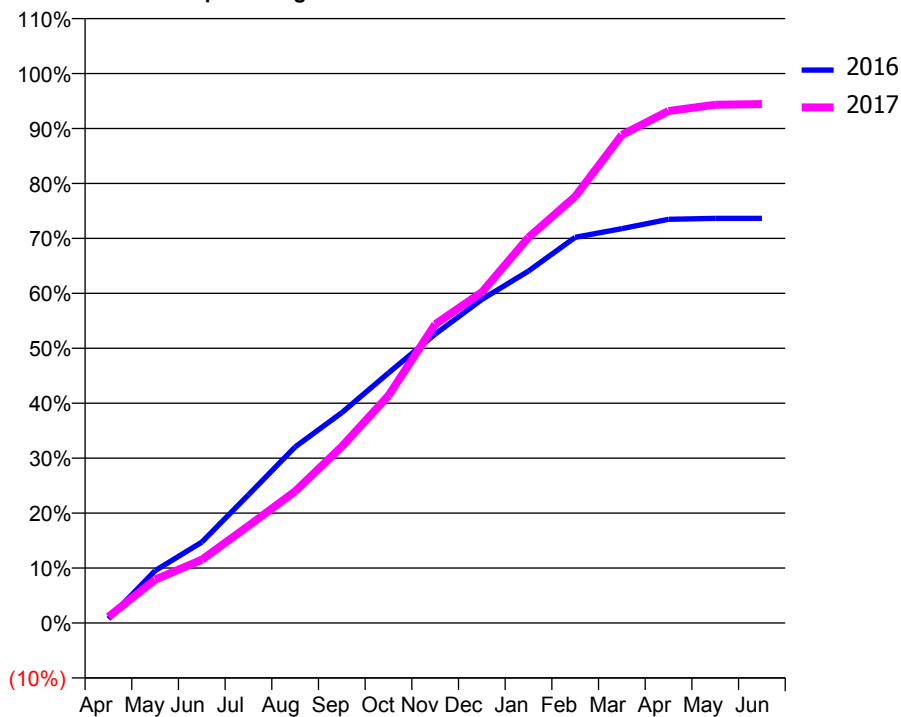
ACCESS*

Patients seen in 24 months	Total	Change since previous quarter
Quarter ending March 2016	586	
Quarter ending June 2016	583	→
Quarter ending September 2016	607	↑
Quarter ending December 2016	607	→
Quarter ending March 2017	571	↓
Variance since March 2016	(2.6%)	↓



ACTIVITY

Cumulative percentage of contracted UDA delivered 2016 & 2017



Month	Adjusted Scheduled Activity (UDA)	
	2016	2017
April	15	17
May	191	119
June	294	173
July	467	265
August	641	360
September	766	482
October	910	621
November	1,052	816
December	1,178	903
January	1,281	1,053
February	1,404	1,164
March	1,436	1,333
April	1,470	1,398
May	1,473	1,415
June	1,473	1,417

QUALITY

	Quantity	Base Number	Contract	LHB	Wales
% of FP17s for the same patient ID Re-attending within 3 months - Children	0	80	0.0%	8.0%	11.3%
% of FP17s for the same patient ID Re-attending within 3 months - Adults	14	474	3.0%	13.8%	16.7%
% of FP17s for the same patient ID Re-attending between 3 & 9 months - Children	18	80	22.5%	58.8%	58.0%
% of FP17s for the same patient ID Re-attending between 3 & 9 months - Adults	192	474	40.5%	53.2%	53.7%
% of FP17s for Band 1 Urgent Courses	23	504	4.6%	8.1%	8.9%
% of FP17s Relating to Free Repair or Replacements	0	504	0.0%	0.8%	0.7%
% of FP17s Relating to Continuations	0	504	0.0%	1.0%	0.9%
% of Patients satisfied with the dentistry they have received	1	1	N/A	93.6%	93.9%
% of Patients satisfied with the time they had to wait for an appointment	1	1	N/A	89.3%	88.4%

* This is based on patients treated on this contract for their most recent course of treatment. Figures in italics indicate the base number of FP17s or Patient Questionnaire responses are less than 100. N/A is shown where the base number of responses is less than 10 during the period. % is calculated as Quantity/Base number*100

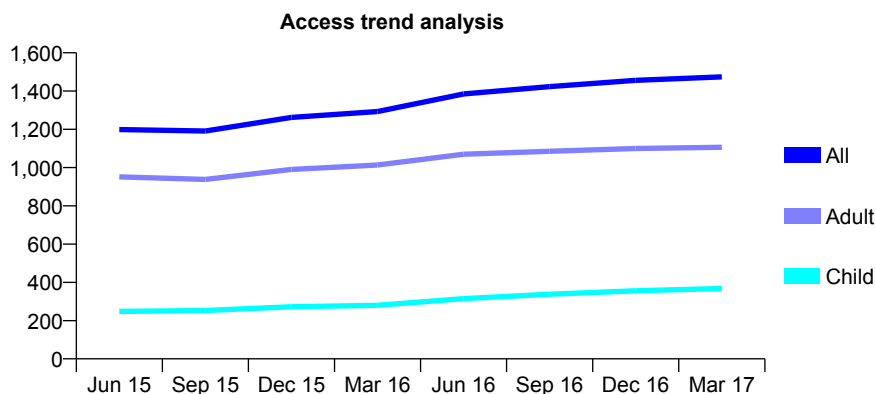
7A1 - Vital Signs At a Glance Contract Report for 187011/0005 - Year end March 2017

Name or company name	Betsi Cadwaladr University Health Board
Contract type name	PDS Contract
Purpose of contract	General
Contract start date	02/04/2006
Contract end date	31/03/2018

16/17 Contracted general activity (UDA)	3,200
Carry forward general activity (UDA)	0
16/17 Contracted orthodontic activity (UOA)	0
Carry forward orthodontic activity (UOA)	0
Baseline contract value	£82,725.65

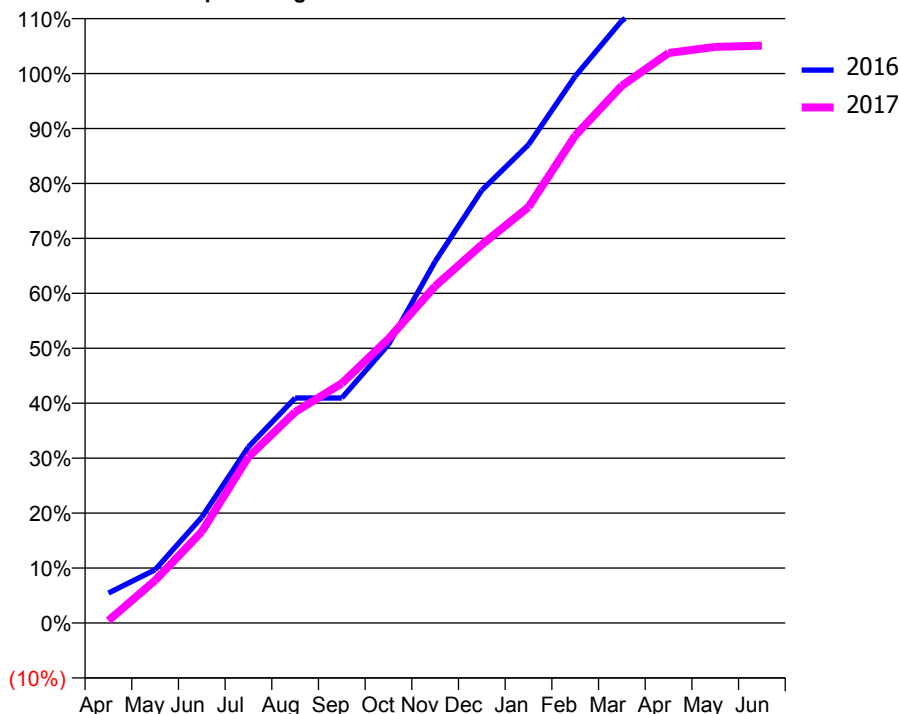
ACCESS*

Patients seen in 24 months	Total	Change since previous quarter
Quarter ending March 2016	1,293	
Quarter ending June 2016	1,385	↑
Quarter ending September 2016	1,423	↑
Quarter ending December 2016	1,456	↑
Quarter ending March 2017	1,474	→
Variance since March 2016	14.0%	↑



ACTIVITY

Cumulative percentage of contracted UDA delivered 2016 & 2017



Month	Adjusted Scheduled Activity (UDA)	
	2016	2017
April	147	14
May	262	248
June	520	533
July	866	967
August	1,106	1,229
September	1,106	1,396
October	1,369	1,655
November	1,777	1,962
December	2,127	2,204
January	2,351	2,422
February	2,687	2,839
March	2,960	3,129
April	3,107	3,320
May	3,118	3,355
June	3,119	3,362

QUALITY

	Quantity	Base Number	Contract	LHB	Wales
% of FP17s for the same patient ID Re-attending within 3 months - Children	35	410	8.5%	8.0%	11.3%
% of FP17s for the same patient ID Re-attending within 3 months - Adults	87	1,086	8.0%	13.8%	16.7%
% of FP17s for the same patient ID Re-attending between 3 & 9 months - Children	118	410	28.8%	58.8%	58.0%
% of FP17s for the same patient ID Re-attending between 3 & 9 months - Adults	393	1,086	36.2%	53.2%	53.7%
% of FP17s for Band 1 Urgent Courses	115	1,527	7.5%	8.1%	8.9%
% of FP17s Relating to Free Repair or Replacements	10	1,527	0.7%	0.8%	0.7%
% of FP17s Relating to Continuations	4	1,527	0.3%	1.0%	0.9%
% of Patients satisfied with the dentistry they have received	5	7	N/A	93.6%	93.9%
% of Patients satisfied with the time they had to wait for an appointment	6	7	N/A	89.3%	88.4%

* This is based on patients treated on this contract for their most recent course of treatment. Figures in italics indicate the base number of FP17s or Patient Questionnaire responses are less than 100. N/A is shown where the base number of responses is less than 10 during the period. % is calculated as Quantity/Base number*100

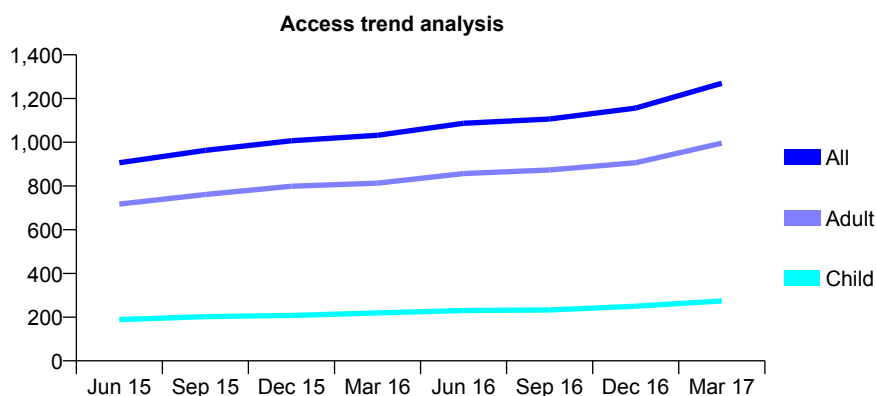
7A1 - Vital Signs At a Glance Contract Report for 188042/0001 - Year end March 2017

Name or company name	T Ferguson
Contract type name	GDS Contract
Purpose of contract	General
Contract start date	01/08/2014
Contract end date	

16/17 Contracted general activity (UDA)	5,811
Carry forward general activity (UDA)	-226
16/17 Contracted orthodontic activity (UOA)	0
Carry forward orthodontic activity (UOA)	0
Baseline contract value	£180,620.13

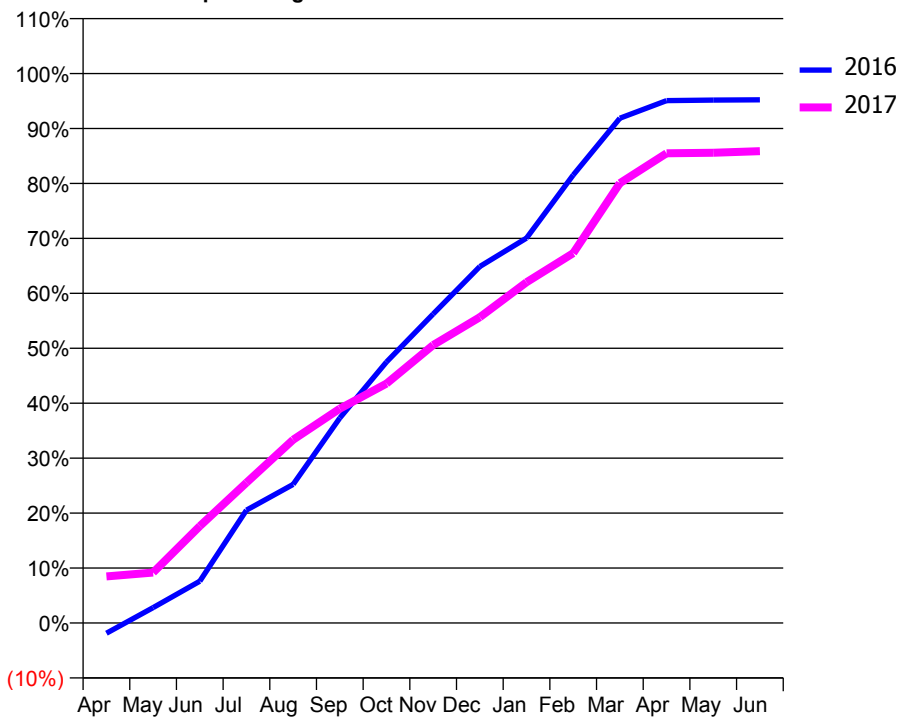
ACCESS*

Patients seen in 24 months	Total	Change since previous quarter
Quarter ending March 2016	1,032	
Quarter ending June 2016	1,087	↑
Quarter ending September 2016	1,106	→
Quarter ending December 2016	1,156	↑
Quarter ending March 2017	1,270	↑
Variance since March 2016	23.1%	↑



ACTIVITY

Cumulative percentage of contracted UDA delivered 2016 & 2017



Adjusted Scheduled Activity (UDA)

Month	2016	2017
April	-91	493
May	135	534
June	366	1,024
July	987	1,485
August	1,211	1,939
September	1,792	2,266
October	2,281	2,531
November	2,701	2,939
December	3,116	3,234
January	3,364	3,604
February	3,916	3,912
March	4,412	4,652
April	4,566	4,967
May	4,571	4,972
June	4,573	4,989

QUALITY

	Quantity	Base Number	Contract	LHB	Wales
% of FP17s for the same patient ID Re-attending within 3 months - Children	50	448	11.2%	8.0%	11.3%
% of FP17s for the same patient ID Re-attending within 3 months - Adults	326	1,861	17.5%	13.8%	16.7%
% of FP17s for the same patient ID Re-attending between 3 & 9 months - Children	266	448	59.4%	58.8%	58.0%
% of FP17s for the same patient ID Re-attending between 3 & 9 months - Adults	1,148	1,861	61.7%	53.2%	53.7%
% of FP17s for Band 1 Urgent Courses	76	2,362	3.2%	8.1%	8.9%
% of FP17s Relating to Free Repair or Replacements	10	2,362	0.4%	0.8%	0.7%
% of FP17s Relating to Continuations	4	2,362	0.2%	1.0%	0.9%
% of Patients satisfied with the dentistry they have received	8	8	N/A	93.6%	93.9%
% of Patients satisfied with the time they had to wait for an appointment	6	8	N/A	89.3%	88.4%

* This is based on patients treated on this contract for their most recent course of treatment. Figures in italics indicate the base number of FP17s or Patient Questionnaire responses are less than 100. N/A is shown where the base number of responses is less than 10 during the period. % is calculated as Quantity/Base number*100

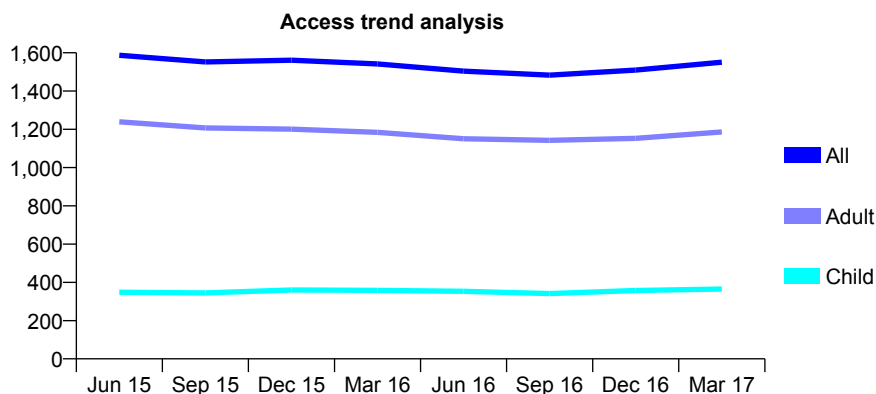
7A1 - Vital Signs At a Glance Contract Report for 192163/0001 - Year end March 2017

Name or company name	Betsi Cadwaladr University Health Board
Contract type name	PDS Contract
Purpose of contract	General
Contract start date	29/03/2010
Contract end date	31/03/2018

16/17 Contracted general activity (UDA)	4,368
Carry forward general activity (UDA)	0
16/17 Contracted orthodontic activity (UOA)	0
Carry forward orthodontic activity (UOA)	0
Baseline contract value	£166,779.23

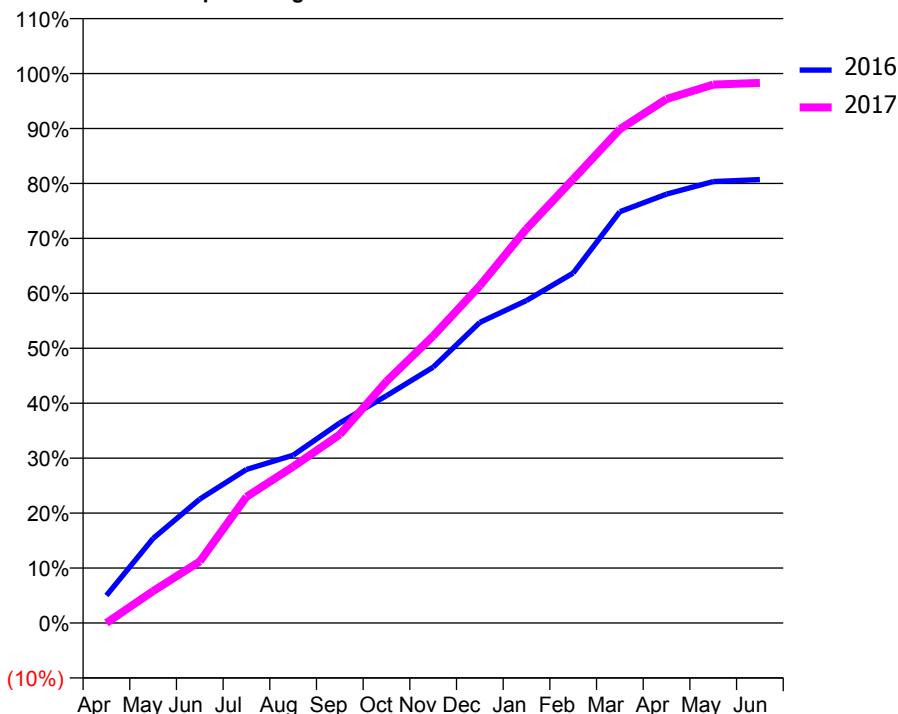
ACCESS*

Patients seen in 24 months	Total	Change since previous quarter
Quarter ending March 2016	1,542	
Quarter ending June 2016	1,504	↓
Quarter ending September 2016	1,483	↓
Quarter ending December 2016	1,510	→
Quarter ending March 2017	1,551	↑
Variance since March 2016	0.6%	→



ACTIVITY

Cumulative percentage of contracted UDA delivered 2016 & 2017



Adjusted Scheduled Activity (UDA)

Month	2016	2017
April	219	0
May	673	254
June	985	489
July	1,221	1,003
August	1,334	1,242
September	1,590	1,498
October	1,806	1,921
November	2,034	2,282
December	2,389	2,681
January	2,564	3,133
February	2,782	3,528
March	3,269	3,926
April	3,409	4,165
May	3,509	4,279
June	3,525	4,293

QUALITY

	Quantity	Base Number	Contract	LHB	Wales
% of FP17s for the same patient ID Re-attending within 3 months - Children	32	422	7.6%	8.0%	11.3%
% of FP17s for the same patient ID Re-attending within 3 months - Adults	176	1,393	12.6%	13.8%	16.7%
% of FP17s for the same patient ID Re-attending between 3 & 9 months - Children	116	422	27.5%	58.8%	58.0%
% of FP17s for the same patient ID Re-attending between 3 & 9 months - Adults	558	1,393	40.1%	53.2%	53.7%
% of FP17s for Band 1 Urgent Courses	215	1,859	11.6%	8.1%	8.9%
% of FP17s Relating to Free Repair or Replacements	20	1,859	1.1%	0.8%	0.7%
% of FP17s Relating to Continuations	19	1,859	1.0%	1.0%	0.9%
% of Patients satisfied with the dentistry they have received	5	6	N/A	93.6%	93.9%
% of Patients satisfied with the time they had to wait for an appointment	5	6	N/A	89.3%	88.4%

* This is based on patients treated on this contract for their most recent course of treatment. Figures in italics indicate the base number of FP17s or Patient Questionnaire responses are less than 100. N/A is shown where the base number of responses is less than 10 during the period. % is calculated as Quantity/Base number*100

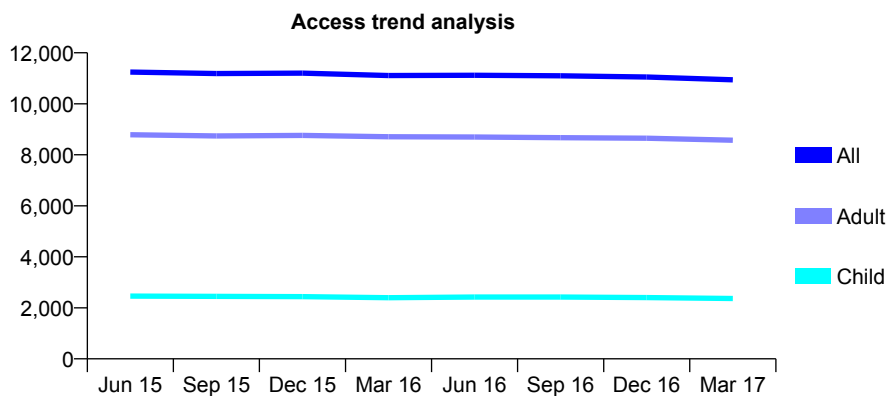
7A1 - Vital Signs At a Glance Contract Report for 193216/0001 - Year end March 2017

Name or company name	Ruthin Dental
Contract type name	GDS Contract
Purpose of contract	General and Orthodontic
Contract start date	01/04/2013
Contract end date	

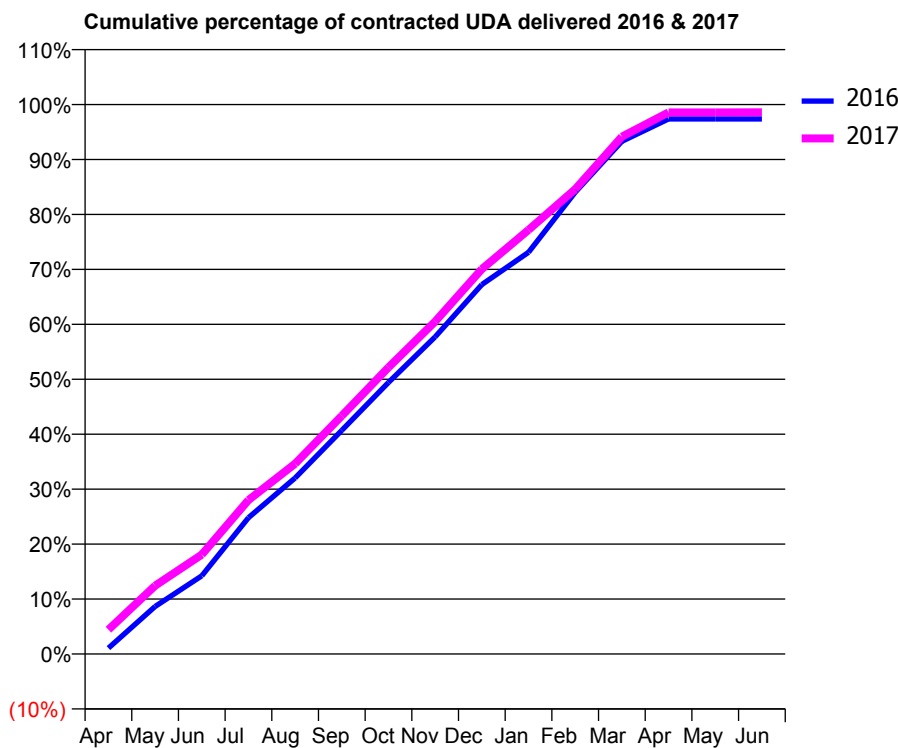
16/17 Contracted general activity (UDA)	32,000
Carry forward general activity (UDA)	0
16/17 Contracted orthodontic activity (UOA)	481
Carry forward orthodontic activity (UOA)	7
Baseline contract value	£834,890.18

ACCESS*

Patients seen in 24 months	Total	Change since previous quarter
Quarter ending March 2016	11,106	
Quarter ending June 2016	11,118	→
Quarter ending September 2016	11,097	→
Quarter ending December 2016	11,053	→
Quarter ending March 2017	10,939	↓
Variance since March 2016	(1.5%)	↓



ACTIVITY



Month	Adjusted Scheduled Activity (UDA)	
	2016	2017
April	337	1,414
May	2,695	3,976
June	4,433	5,790
July	7,725	8,968
August	9,982	11,085
September	12,676	13,872
October	15,391	16,689
November	17,973	19,367
December	20,934	22,414
January	22,767	24,701
February	26,168	27,069
March	29,048	30,129
April	30,321	31,542
May	30,321	31,542
June	30,324	31,545

QUALITY

	Quantity	Base Number	Contract	LHB	Wales
% of FP17s for the same patient ID Re-attending within 3 months - Children	221	3,953	5.6%	8.0%	11.3%
% of FP17s for the same patient ID Re-attending within 3 months - Adults	1,843	13,441	13.7%	13.8%	16.7%
% of FP17s for the same patient ID Re-attending between 3 & 9 months - Children	2,666	3,953	67.4%	58.8%	58.0%
% of FP17s for the same patient ID Re-attending between 3 & 9 months - Adults	7,544	13,441	56.1%	53.2%	53.7%
% of FP17s for Band 1 Urgent Courses	1,068	17,319	6.2%	8.1%	8.9%
% of FP17s Relating to Free Repair or Replacements	84	17,319	0.5%	0.8%	0.7%
% of FP17s Relating to Continuations	135	17,319	0.8%	1.0%	0.9%
% of Patients satisfied with the dentistry they have received	67	72	93.1%	93.6%	93.9%
% of Patients satisfied with the time they had to wait for an appointment	65	72	90.3%	89.3%	88.4%

* This is based on patients treated on this contract for their most recent course of treatment. Figures in italics indicate the base number of FP17s or Patient Questionnaire responses are less than 100. N/A is shown where the base number of responses is less than 10 during the period. % is calculated as Quantity/Base number*100

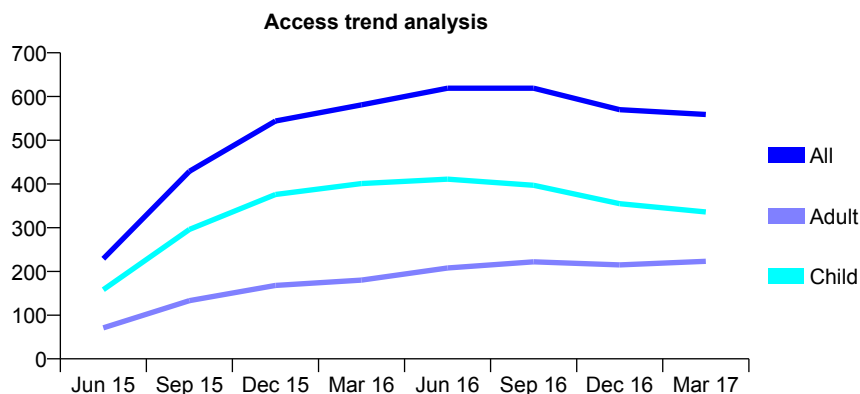
7A1 - Vital Signs At a Glance Contract Report for 196991/0001 - Year end March 2017

Name or company name	Miss C Smith
Contract type name	GDS Contract
Purpose of contract	General
Contract start date	01/04/2015
Contract end date	

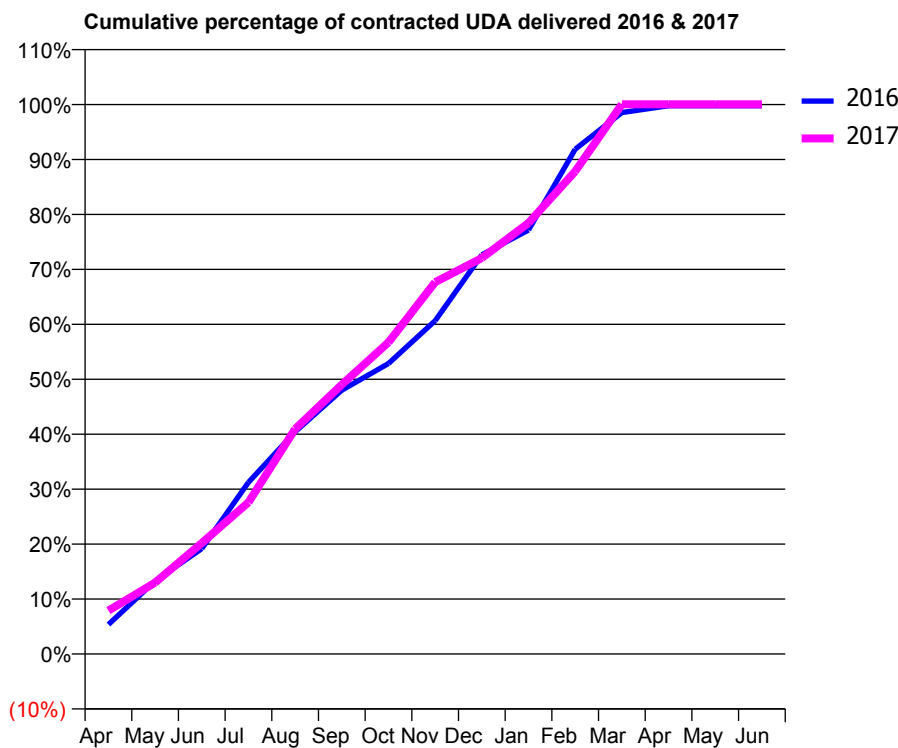
16/17 Contracted general activity (UDA)	1,320
Carry forward general activity (UDA)	3
16/17 Contracted orthodontic activity (UOA)	0
Carry forward orthodontic activity (UOA)	0
Baseline contract value	£34,856.95

ACCESS*

Patients seen in 24 months	Total	Change since previous quarter
Quarter ending March 2016	581	
Quarter ending June 2016	619	↑
Quarter ending September 2016	619	→
Quarter ending December 2016	570	↓
Quarter ending March 2017	559	↓
Variance since March 2016	(3.8%)	↓



ACTIVITY



Month	Adjusted Scheduled Activity (UDA)	
	2016	2017
April	78	104
May	192	171
June	277	267
July	451	364
August	584	540
September	693	647
October	763	749
November	875	893
December	1,048	951
January	1,113	1,035
February	1,326	1,159
March	1,422	1,321
April	1,440	1,321
May	1,440	1,321
June	1,440	1,321

QUALITY

	Quantity	Base Number	Contract	LHB	Wales
% of FP17s for the same patient ID Re-attending within 3 months - Children	11	616	1.8%	8.0%	11.3%
% of FP17s for the same patient ID Re-attending within 3 months - Adults	24	256	9.4%	13.8%	16.7%
% of FP17s for the same patient ID Re-attending between 3 & 9 months - Children	441	616	71.6%	58.8%	58.0%
% of FP17s for the same patient ID Re-attending between 3 & 9 months - Adults	157	256	61.3%	53.2%	53.7%
% of FP17s for Band 1 Urgent Courses	33	857	3.9%	8.1%	8.9%
% of FP17s Relating to Free Repair or Replacements	0	857	0.0%	0.8%	0.7%
% of FP17s Relating to Continuations	0	857	0.0%	1.0%	0.9%
% of Patients satisfied with the dentistry they have received	3	3	N/A	93.6%	93.9%
% of Patients satisfied with the time they had to wait for an appointment	3	3	N/A	89.3%	88.4%

* This is based on patients treated on this contract for their most recent course of treatment. Figures in italics indicate the base number of FP17s or Patient Questionnaire responses are less than 100. N/A is shown where the base number of responses is less than 10 during the period. % is calculated as Quantity/Base number*100

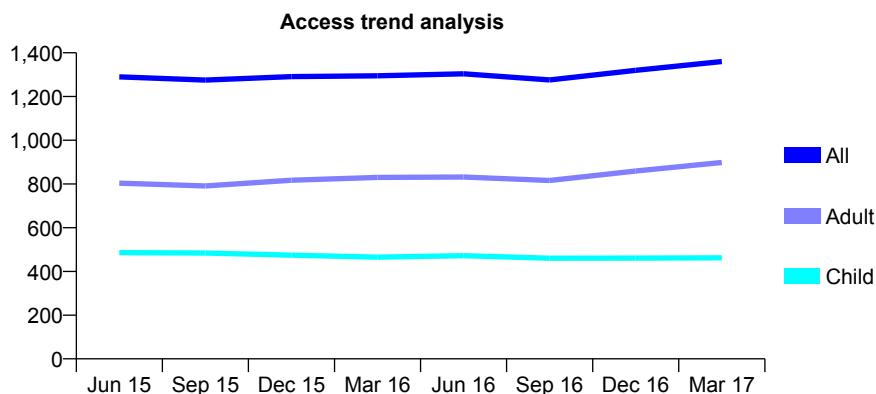
7A1 - Vital Signs At a Glance Contract Report for 197041/0001 - Year end March 2017

Name or company name	Belmont House
Contract type name	GDS Contract
Purpose of contract	General
Contract start date	01/05/2008
Contract end date	

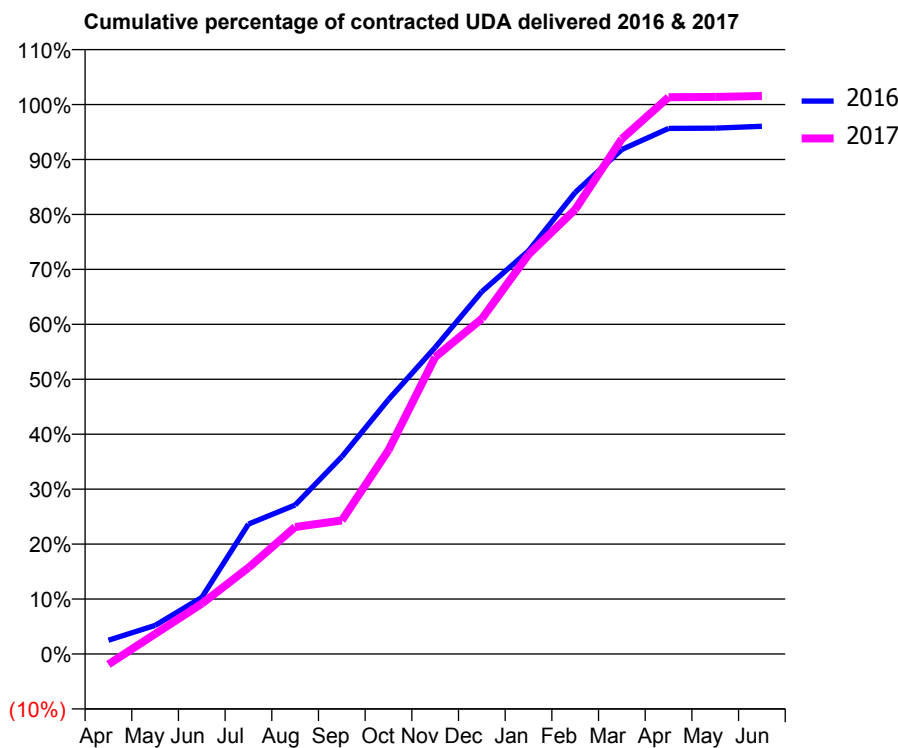
16/17 Contracted general activity (UDA)	3,846
Carry forward general activity (UDA)	152
16/17 Contracted orthodontic activity (UOA)	0
Carry forward orthodontic activity (UOA)	0
Baseline contract value	£114,230.91

ACCESS*

Patients seen in 24 months	Total	Change since previous quarter
Quarter ending March 2016	1,295	
Quarter ending June 2016	1,304	→
Quarter ending September 2016	1,276	↓
Quarter ending December 2016	1,320	↑
Quarter ending March 2017	1,360	↑
Variance since March 2016	5.0%	↑



ACTIVITY



Month	Adjusted Scheduled Activity (UDA)	
	2016	2017
April	97	-73
May	200	140
June	396	352
July	910	605
August	1,043	889
September	1,381	935
October	1,781	1,427
November	2,146	2,078
December	2,536	2,347
January	2,822	2,796
February	3,231	3,112
March	3,532	3,606
April	3,679	3,897
May	3,681	3,899
June	3,694	3,906

QUALITY

	Quantity	Base Number	Contract	LHB	Wales
% of FP17s for the same patient ID Re-attending within 3 months - Children	44	846	5.2%	8.0%	11.3%
% of FP17s for the same patient ID Re-attending within 3 months - Adults	137	1,315	10.4%	13.8%	16.7%
% of FP17s for the same patient ID Re-attending between 3 & 9 months - Children	578	846	68.3%	58.8%	58.0%
% of FP17s for the same patient ID Re-attending between 3 & 9 months - Adults	844	1,315	64.2%	53.2%	53.7%
% of FP17s for Band 1 Urgent Courses	54	2,137	2.5%	8.1%	8.9%
% of FP17s Relating to Free Repair or Replacements	5	2,137	0.2%	0.8%	0.7%
% of FP17s Relating to Continuations	22	2,137	1.0%	1.0%	0.9%
% of Patients satisfied with the dentistry they have received	7	7	N/A	93.6%	93.9%
% of Patients satisfied with the time they had to wait for an appointment	6	7	N/A	89.3%	88.4%

* This is based on patients treated on this contract for their most recent course of treatment. Figures in italics indicate the base number of FP17s or Patient Questionnaire responses are less than 100. N/A is shown where the base number of responses is less than 10 during the period. % is calculated as Quantity/Base number*100

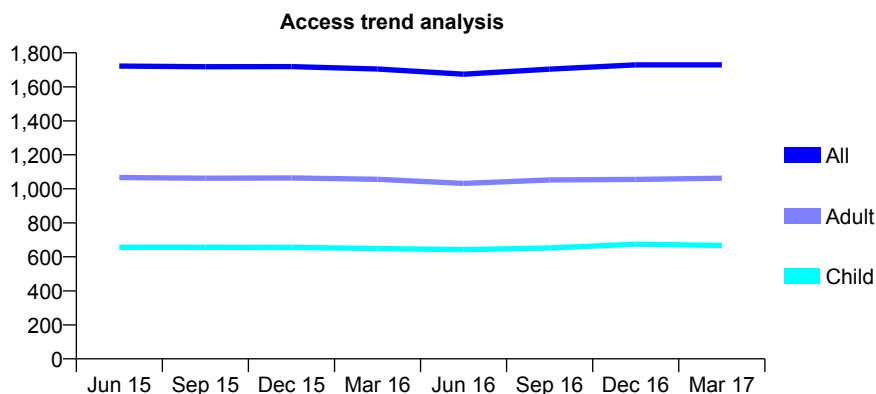
7A1 - Vital Signs At a Glance Contract Report for 199818/0001 - Year end March 2017

Name or company name	Mr G Turner & Mr R Davies
Contract type name	GDS Contract
Purpose of contract	General
Contract start date	01/04/2009
Contract end date	

16/17 Contracted general activity (UDA)	4,600
Carry forward general activity (UDA)	29
16/17 Contracted orthodontic activity (UOA)	0
Carry forward orthodontic activity (UOA)	0
Baseline contract value	£109,319.40

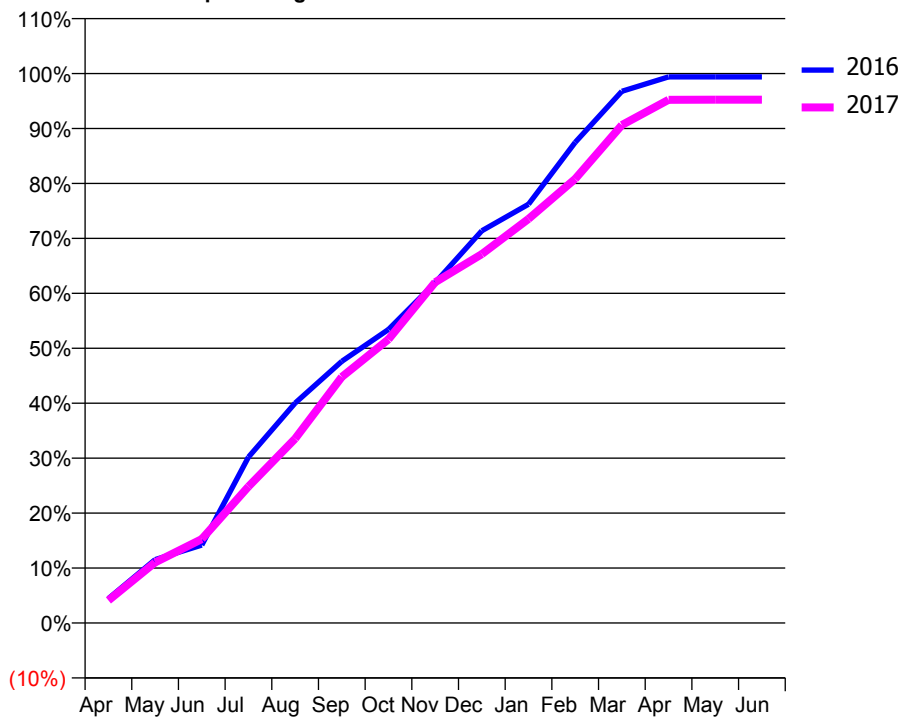
ACCESS*

Patients seen in 24 months	Total	Change since previous quarter
Quarter ending March 2016	1,705	
Quarter ending June 2016	1,674	↓
Quarter ending September 2016	1,704	→
Quarter ending December 2016	1,729	→
Quarter ending March 2017	1,729	→
Variance since March 2016	1.4%	→



ACTIVITY

Cumulative percentage of contracted UDA delivered 2016 & 2017



Month	Adjusted Scheduled Activity (UDA)	
	2016	2017
April	205	189
May	531	507
June	653	703
July	1,389	1,143
August	1,842	1,543
September	2,190	2,061
October	2,457	2,375
November	2,849	2,853
December	3,283	3,088
January	3,505	3,383
February	4,024	3,718
March	4,451	4,168
April	4,571	4,379
May	4,571	4,380
June	4,571	4,380

QUALITY

	Quantity	Base Number	Contract	LHB	Wales
% of FP17s for the same patient ID Re-attending within 3 months - Children	36	1,142	3.2%	8.0%	11.3%
% of FP17s for the same patient ID Re-attending within 3 months - Adults	176	1,643	10.7%	13.8%	16.7%
% of FP17s for the same patient ID Re-attending between 3 & 9 months - Children	815	1,142	71.4%	58.8%	58.0%
% of FP17s for the same patient ID Re-attending between 3 & 9 months - Adults	1,103	1,643	67.1%	53.2%	53.7%
% of FP17s for Band 1 Urgent Courses	112	2,826	4.0%	8.1%	8.9%
% of FP17s Relating to Free Repair or Replacements	8	2,826	0.3%	0.8%	0.7%
% of FP17s Relating to Continuations	11	2,826	0.4%	1.0%	0.9%
% of Patients satisfied with the dentistry they have received	9	10	90.0%	93.6%	93.9%
% of Patients satisfied with the time they had to wait for an appointment	8	10	80.0%	89.3%	88.4%

* This is based on patients treated on this contract for their most recent course of treatment. Figures in italics indicate the base number of FP17s or Patient Questionnaire responses are less than 100. N/A is shown where the base number of responses is less than 10 during the period. % is calculated as Quantity/Base number*100

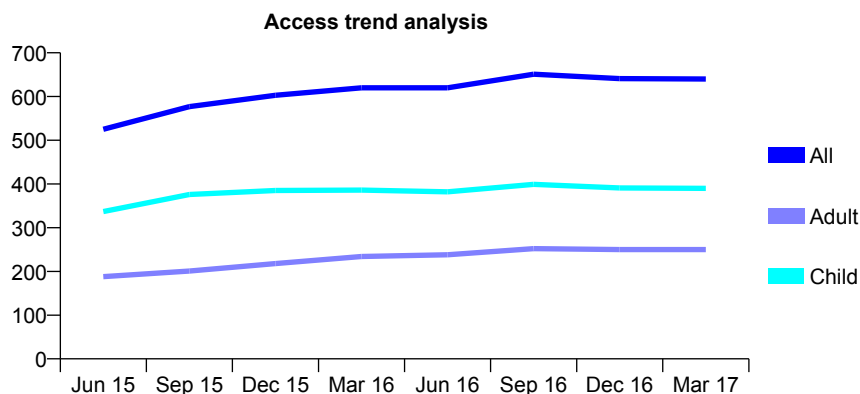
7A1 - Vital Signs At a Glance Contract Report for 206229/0003 - Year end March 2017

Name or company name	MR N FRANCIS
Contract type name	GDS Contract
Purpose of contract	General
Contract start date	21/10/2014
Contract end date	

16/17 Contracted general activity (UDA)	1,714
Carry forward general activity (UDA)	-42
16/17 Contracted orthodontic activity (UOA)	0
Carry forward orthodontic activity (UOA)	0
Baseline contract value	£41,267.75

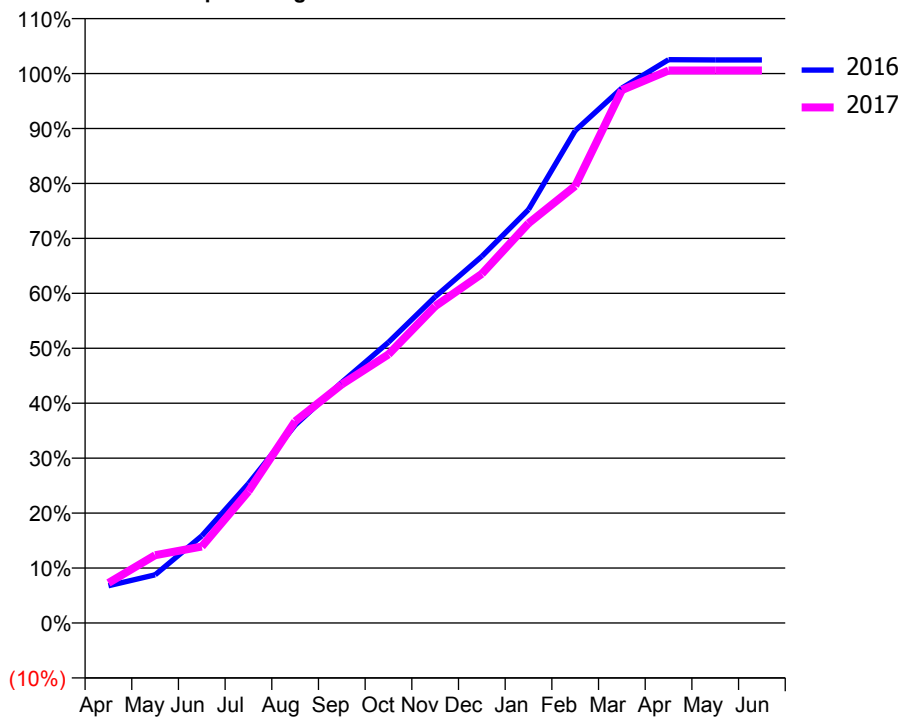
ACCESS*

Patients seen in 24 months	Total	Change since previous quarter
Quarter ending March 2016	620	
Quarter ending June 2016	620	→
Quarter ending September 2016	651	↑
Quarter ending December 2016	641	↓
Quarter ending March 2017	640	→
Variance since March 2016	3.2%	↑



ACTIVITY

Cumulative percentage of contracted UDA delivered 2016 & 2017



Month	Adjusted Scheduled Activity (UDA)	
	2016	2017
April	116	125
May	150	212
June	272	239
July	435	411
August	617	629
September	751	744
October	876	838
November	1,017	988
December	1,144	1,089
January	1,290	1,247
February	1,536	1,363
March	1,669	1,662
April	1,757	1,724
May	1,756	1,724
June	1,756	1,724

QUALITY

	Quantity	Base Number	Contract	LHB	Wales
% of FP17s for the same patient ID Re-attending within 3 months - Children	56	744	7.5%	8.0%	11.3%
% of FP17s for the same patient ID Re-attending within 3 months - Adults	24	323	7.4%	13.8%	16.7%
% of FP17s for the same patient ID Re-attending between 3 & 9 months - Children	561	744	75.4%	58.8%	58.0%
% of FP17s for the same patient ID Re-attending between 3 & 9 months - Adults	226	323	70.0%	53.2%	53.7%
% of FP17s for Band 1 Urgent Courses	33	1,043	3.2%	8.1%	8.9%
% of FP17s Relating to Free Repair or Replacements	0	1,043	0.0%	0.8%	0.7%
% of FP17s Relating to Continuations	0	1,043	0.0%	1.0%	0.9%
% of Patients satisfied with the dentistry they have received	1	1	N/A	93.6%	93.9%
% of Patients satisfied with the time they had to wait for an appointment	1	1	N/A	89.3%	88.4%

* This is based on patients treated on this contract for their most recent course of treatment. Figures in italics indicate the base number of FP17s or Patient Questionnaire responses are less than 100. N/A is shown where the base number of responses is less than 10 during the period. % is calculated as Quantity/Base number*100

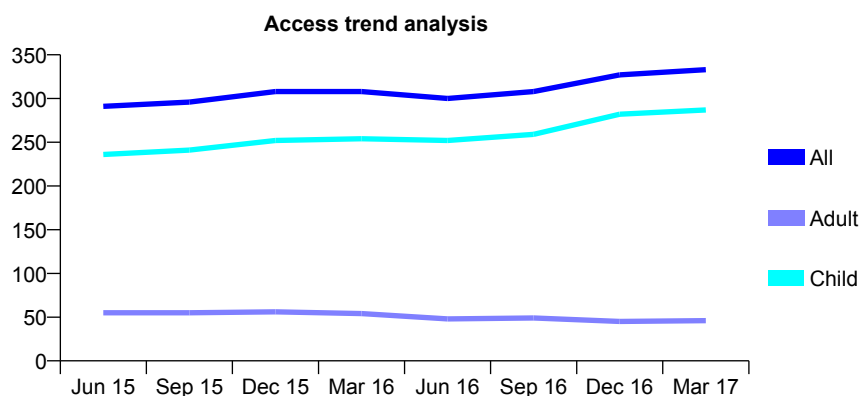
7A1 - Vital Signs At a Glance Contract Report for 219002/0001 - Year end March 2017

Name or company name	MRS KJ PEARCE
Contract type name	GDS Contract
Purpose of contract	General
Contract start date	01/04/2006
Contract end date	

16/17 Contracted general activity (UDA)	562
Carry forward general activity (UDA)	19
16/17 Contracted orthodontic activity (UOA)	0
Carry forward orthodontic activity (UOA)	0
Baseline contract value	£13,542.72

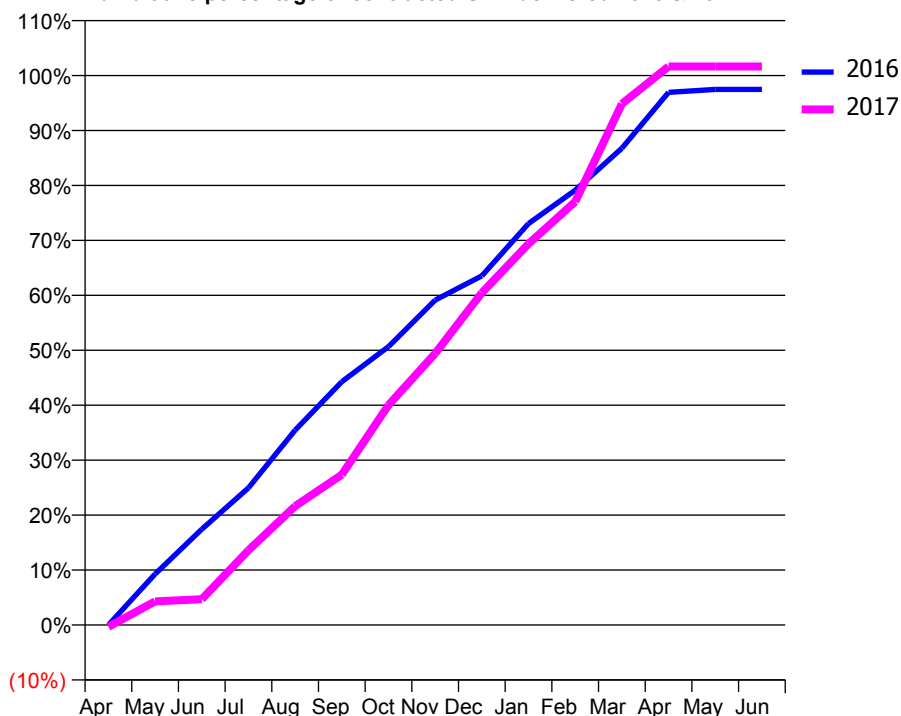
ACCESS*

Patients seen in 24 months	Total	Change since previous quarter
Quarter ending March 2016	308	
Quarter ending June 2016	300	↓
Quarter ending September 2016	308	↑
Quarter ending December 2016	327	↑
Quarter ending March 2017	333	→
Variance since March 2016	8.1%	↑



ACTIVITY

Cumulative percentage of contracted UDA delivered 2016 & 2017



Month	Adjusted Scheduled Activity (UDA)	
	2016	2017
April	0	-2
May	70	24
June	131	26
July	187	76
August	266	122
September	332	154
October	380	225
November	443	278
December	477	340
January	548	390
February	593	433
March	651	533
April	727	571
May	731	571
June	731	571

QUALITY

	Quantity	Base Number	Contract	LHB	Wales
% of FP17s for the same patient ID Re-attending within 3 months - Children	27	408	6.6%	8.0%	11.3%
% of FP17s for the same patient ID Re-attending within 3 months - Adults	2	27	7.4%	13.8%	16.7%
% of FP17s for the same patient ID Re-attending between 3 & 9 months - Children	225	408	55.1%	58.8%	58.0%
% of FP17s for the same patient ID Re-attending between 3 & 9 months - Adults	11	27	40.7%	53.2%	53.7%
% of FP17s for Band 1 Urgent Courses	11	405	2.7%	8.1%	8.9%
% of FP17s Relating to Free Repair or Replacements	0	405	0.0%	0.8%	0.7%
% of FP17s Relating to Continuations	0	405	0.0%	1.0%	0.9%
% of Patients satisfied with the dentistry they have received	0	0	N/A	93.6%	93.9%
% of Patients satisfied with the time they had to wait for an appointment	0	0	N/A	89.3%	88.4%

* This is based on patients treated on this contract for their most recent course of treatment. Figures in italics indicate the base number of FP17s or Patient Questionnaire responses are less than 100. N/A is shown where the base number of responses is less than 10 during the period. % is calculated as Quantity/Base number*100

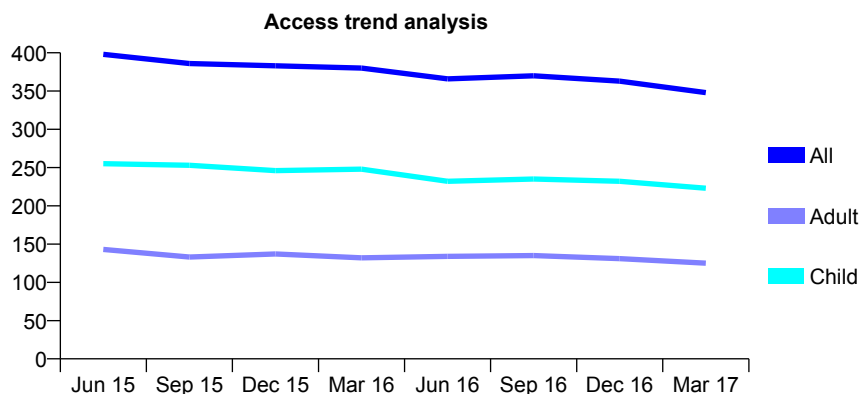
7A1 - Vital Signs At a Glance Contract Report for 221090/0001 - Year end March 2017

Name or company name	MR CR ANDRADE
Contract type name	GDS Contract
Purpose of contract	General
Contract start date	01/04/2006
Contract end date	

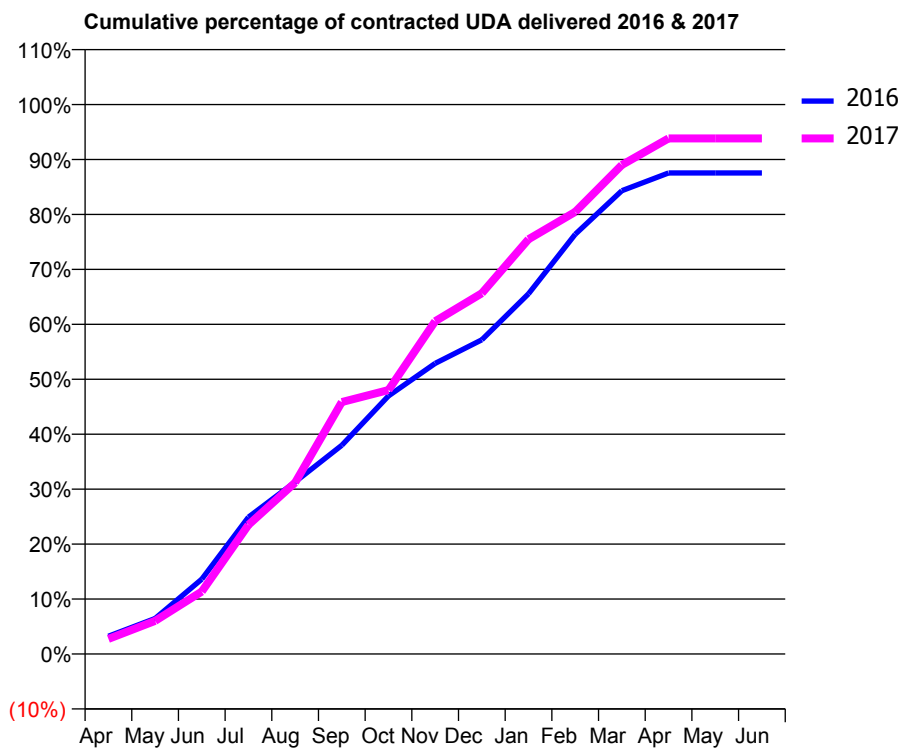
16/17 Contracted general activity (UDA)	833
Carry forward general activity (UDA)	0
16/17 Contracted orthodontic activity (UOA)	0
Carry forward orthodontic activity (UOA)	0
Baseline contract value	£18,593.45

ACCESS*

Patients seen in 24 months	Total	Change since previous quarter
Quarter ending March 2016	380	
Quarter ending June 2016	366	↓
Quarter ending September 2016	370	→
Quarter ending December 2016	363	↓
Quarter ending March 2017	348	↓
Variance since March 2016	(8.4%)	↓



ACTIVITY



Month	Adjusted Scheduled Activity (UDA)	
	2016	2017
April	33	23
May	66	50
June	139	95
July	254	196
August	319	260
September	388	382
October	479	400
November	539	504
December	583	547
January	669	629
February	779	670
March	860	741
April	893	782
May	893	782
June	893	782

QUALITY

	Quantity	Base Number	Contract	LHB	Wales
% of FP17s for the same patient ID Re-attending within 3 months - Children	21	324	6.5%	8.0%	11.3%
% of FP17s for the same patient ID Re-attending within 3 months - Adults	8	124	6.5%	13.8%	16.7%
% of FP17s for the same patient ID Re-attending between 3 & 9 months - Children	200	324	61.7%	58.8%	58.0%
% of FP17s for the same patient ID Re-attending between 3 & 9 months - Adults	53	124	42.7%	53.2%	53.7%
% of FP17s for Band 1 Urgent Courses	18	455	4.0%	8.1%	8.9%
% of FP17s Relating to Free Repair or Replacements	0	455	0.0%	0.8%	0.7%
% of FP17s Relating to Continuations	7	455	1.5%	1.0%	0.9%
% of Patients satisfied with the dentistry they have received	3	3	N/A	93.6%	93.9%
% of Patients satisfied with the time they had to wait for an appointment	3	3	N/A	89.3%	88.4%

* This is based on patients treated on this contract for their most recent course of treatment. Figures in italics indicate the base number of FP17s or Patient Questionnaire responses are less than 100. N/A is shown where the base number of responses is less than 10 during the period. % is calculated as Quantity/Base number*100

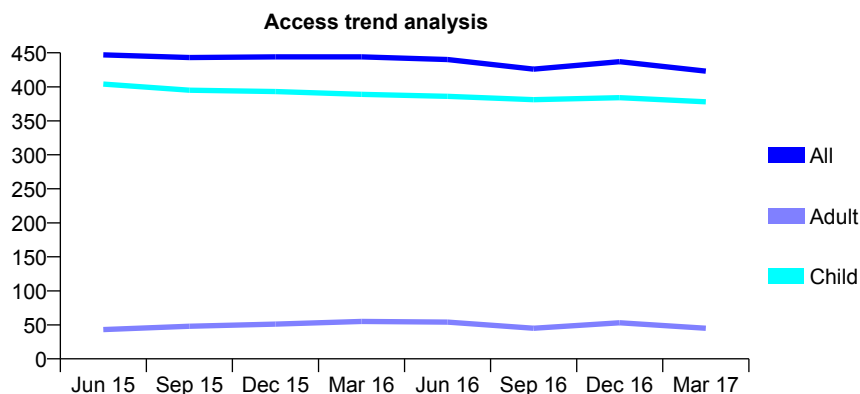
7A1 - Vital Signs At a Glance Contract Report for 231495/0001 - Year end March 2017

Name or company name	MISS EV GRIFFITH
Contract type name	GDS Contract
Purpose of contract	General
Contract start date	01/04/2006
Contract end date	

16/17 Contracted general activity (UDA)	875
Carry forward general activity (UDA)	0
16/17 Contracted orthodontic activity (UOA)	0
Carry forward orthodontic activity (UOA)	0
Baseline contract value	£20,902.36

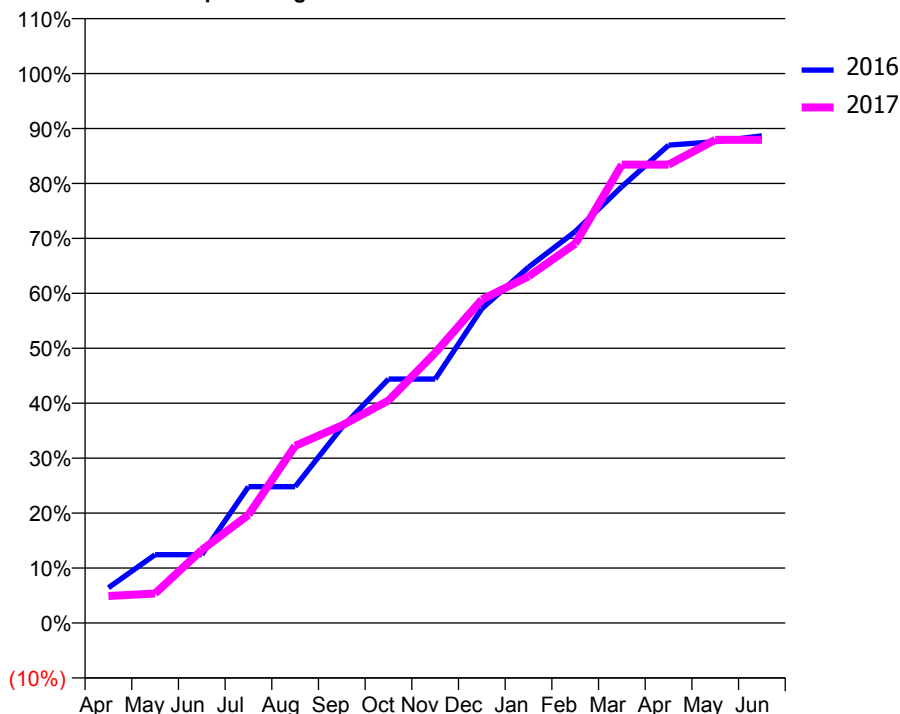
ACCESS*

Patients seen in 24 months	Total	Change since previous quarter
Quarter ending March 2016	444	
Quarter ending June 2016	440	→
Quarter ending September 2016	426	↓
Quarter ending December 2016	437	↑
Quarter ending March 2017	423	↓
Variance since March 2016	(4.7%)	↓



ACTIVITY

Cumulative percentage of contracted UDA delivered 2016 & 2017



Month	Adjusted Scheduled Activity (UDA)	
	2016	2017
April	72	43
May	139	47
June	139	116
July	278	172
August	278	282
September	399	315
October	497	354
November	497	430
December	641	515
January	725	552
February	798	604
March	889	730
April	974	730
May	981	769
June	993	769

QUALITY

	Quantity	Base Number	Contract	LHB	Wales
% of FP17s for the same patient ID Re-attending within 3 months - Children	52	636	8.2%	8.0%	11.3%
% of FP17s for the same patient ID Re-attending within 3 months - Adults	0	0	N/A	13.8%	16.7%
% of FP17s for the same patient ID Re-attending between 3 & 9 months - Children	391	636	61.5%	58.8%	58.0%
% of FP17s for the same patient ID Re-attending between 3 & 9 months - Adults	0	0	N/A	53.2%	53.7%
% of FP17s for Band 1 Urgent Courses	32	579	5.5%	8.1%	8.9%
% of FP17s Relating to Free Repair or Replacements	0	579	0.0%	0.8%	0.7%
% of FP17s Relating to Continuations	0	579	0.0%	1.0%	0.9%
% of Patients satisfied with the dentistry they have received	1	1	N/A	93.6%	93.9%
% of Patients satisfied with the time they had to wait for an appointment	1	1	N/A	89.3%	88.4%

* This is based on patients treated on this contract for their most recent course of treatment. Figures in italics indicate the base number of FP17s or Patient Questionnaire responses are less than 100. N/A is shown where the base number of responses is less than 10 during the period. % is calculated as Quantity/Base number*100

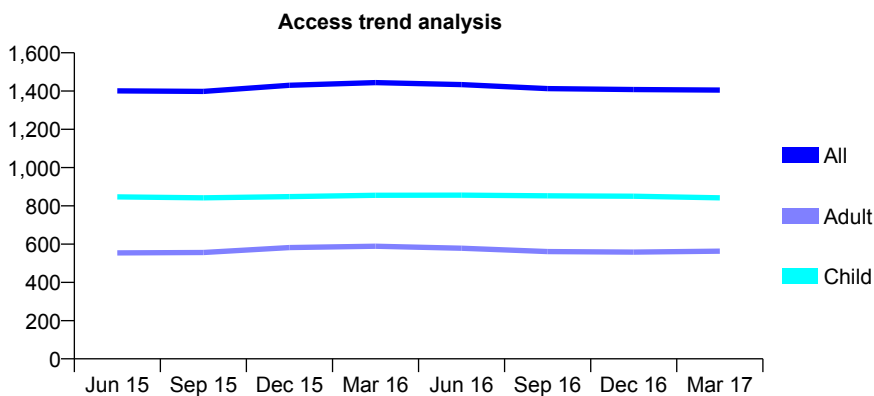
7A1 - Vital Signs At a Glance Contract Report for 231517/0001 - Year end March 2017

Name or company name	MRS DV MARSHALL
Contract type name	GDS Contract
Purpose of contract	General
Contract start date	01/04/2006
Contract end date	

16/17 Contracted general activity (UDA)	3,920
Carry forward general activity (UDA)	0
16/17 Contracted orthodontic activity (UOA)	0
Carry forward orthodontic activity (UOA)	0
Baseline contract value	£99,154.19

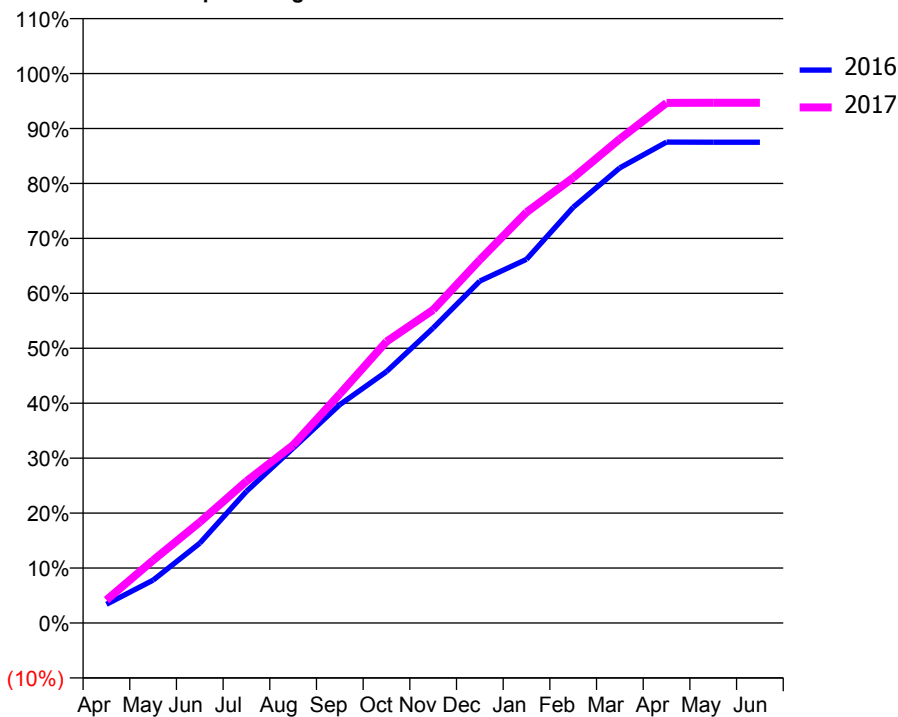
ACCESS*

Patients seen in 24 months	Total	Change since previous quarter
Quarter ending March 2016	1,444	
Quarter ending June 2016	1,434	→
Quarter ending September 2016	1,413	↓
Quarter ending December 2016	1,408	→
Quarter ending March 2017	1,405	→
Variance since March 2016	(2.7%)	↓



ACTIVITY

Cumulative percentage of contracted UDA delivered 2016 & 2017



Month	Adjusted Scheduled Activity (UDA)	
	2016	2017
April	164	164
May	375	448
June	697	720
July	1,150	1,012
August	1,527	1,270
September	1,907	1,634
October	2,196	2,008
November	2,577	2,234
December	2,987	2,591
January	3,177	2,930
February	3,632	3,177
March	3,977	3,454
April	4,201	3,710
May	4,200	3,711
June	4,200	3,711

QUALITY

	Quantity	Base Number	Contract	LHB	Wales
% of FP17s for the same patient ID Re-attending within 3 months - Children	131	1,245	10.5%	8.0%	11.3%
% of FP17s for the same patient ID Re-attending within 3 months - Adults	169	793	21.3%	13.8%	16.7%
% of FP17s for the same patient ID Re-attending between 3 & 9 months - Children	689	1,245	55.3%	58.8%	58.0%
% of FP17s for the same patient ID Re-attending between 3 & 9 months - Adults	462	793	58.3%	53.2%	53.7%
% of FP17s for Band 1 Urgent Courses	120	2,064	5.8%	8.1%	8.9%
% of FP17s Relating to Free Repair or Replacements	16	2,064	0.8%	0.8%	0.7%
% of FP17s Relating to Continuations	15	2,064	0.7%	1.0%	0.9%
% of Patients satisfied with the dentistry they have received	3	3	N/A	93.6%	93.9%
% of Patients satisfied with the time they had to wait for an appointment	3	3	N/A	89.3%	88.4%

* This is based on patients treated on this contract for their most recent course of treatment. Figures in italics indicate the base number of FP17s or Patient Questionnaire responses are less than 100. N/A is shown where the base number of responses is less than 10 during the period. % is calculated as Quantity/Base number*100

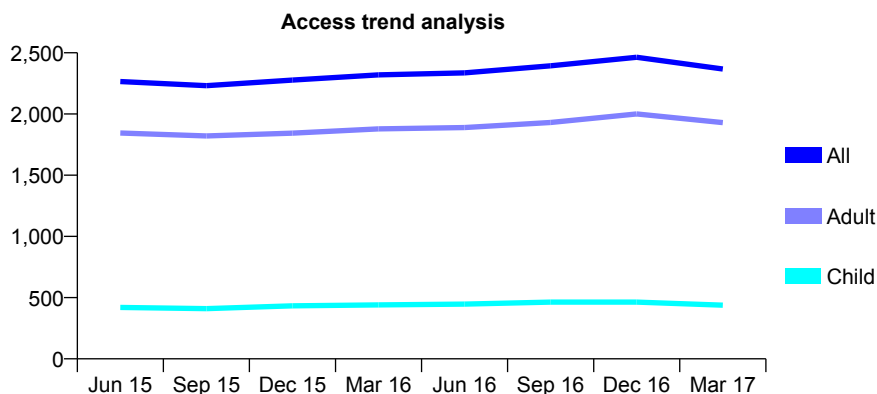
7A1 - Vital Signs At a Glance Contract Report for 234087/0001 - Year end March 2017

Name or company name	MR TJ BEGGS
Contract type name	GDS Contract
Purpose of contract	General
Contract start date	01/04/2006
Contract end date	

16/17 Contracted general activity (UDA)	6,567
Carry forward general activity (UDA)	-204
16/17 Contracted orthodontic activity (UOA)	0
Carry forward orthodontic activity (UOA)	0
Baseline contract value	£202,148.87

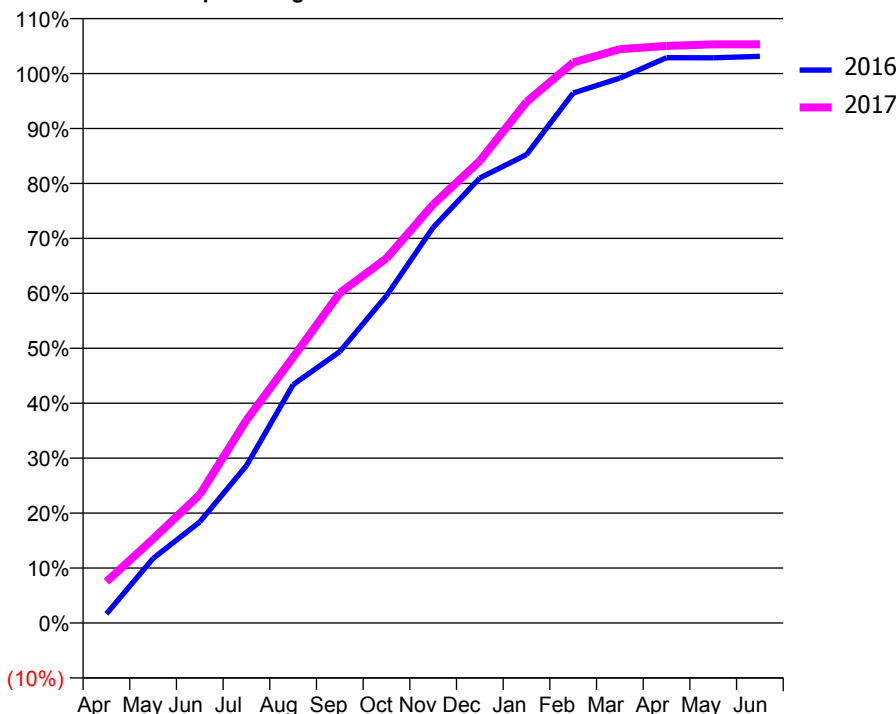
ACCESS*

Patients seen in 24 months	Total	Change since previous quarter
Quarter ending March 2016	2,320	
Quarter ending June 2016	2,336	→
Quarter ending September 2016	2,394	↑
Quarter ending December 2016	2,463	↑
Quarter ending March 2017	2,368	↓
Variance since March 2016	2.1%	↑



ACTIVITY

Cumulative percentage of contracted UDA delivered 2016 & 2017



Month	Adjusted Scheduled Activity (UDA)	
	2016	2017
April	110	495
May	771	1,006
June	1,209	1,535
July	1,882	2,426
August	2,849	3,177
September	3,244	3,944
October	3,912	4,359
November	4,728	5,002
December	5,318	5,524
January	5,598	6,229
February	6,334	6,699
March	6,512	6,859
April	6,755	6,897
May	6,754	6,916
June	6,771	6,916

QUALITY

	Quantity	Base Number	Contract	LHB	Wales
% of FP17s for the same patient ID Re-attending within 3 months - Children	30	485	6.2%	8.0%	11.3%
% of FP17s for the same patient ID Re-attending within 3 months - Adults	333	2,363	14.1%	13.8%	16.7%
% of FP17s for the same patient ID Re-attending between 3 & 9 months - Children	194	485	40.0%	58.8%	58.0%
% of FP17s for the same patient ID Re-attending between 3 & 9 months - Adults	883	2,363	37.4%	53.2%	53.7%
% of FP17s for Band 1 Urgent Courses	294	2,755	10.7%	8.1%	8.9%
% of FP17s Relating to Free Repair or Replacements	65	2,755	2.4%	0.8%	0.7%
% of FP17s Relating to Continuations	40	2,755	1.5%	1.0%	0.9%
% of Patients satisfied with the dentistry they have received	11	11	100.0%	93.6%	93.9%
% of Patients satisfied with the time they had to wait for an appointment	9	11	81.8%	89.3%	88.4%

* This is based on patients treated on this contract for their most recent course of treatment. Figures in italics indicate the base number of FP17s or Patient Questionnaire responses are less than 100. N/A is shown where the base number of responses is less than 10 during the period. % is calculated as Quantity/Base number*100

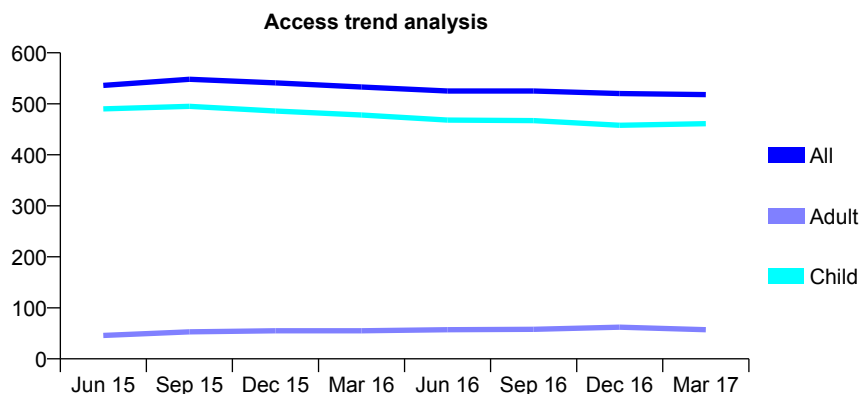
7A1 - Vital Signs At a Glance Contract Report for 238538/0001 - Year end March 2017

Name or company name	MISS JM HARRINGTON
Contract type name	GDS Contract
Purpose of contract	General
Contract start date	01/04/2006
Contract end date	

16/17 Contracted general activity (UDA)	1,283
Carry forward general activity (UDA)	0
16/17 Contracted orthodontic activity (UOA)	0
Carry forward orthodontic activity (UOA)	0
Baseline contract value	£33,265.37

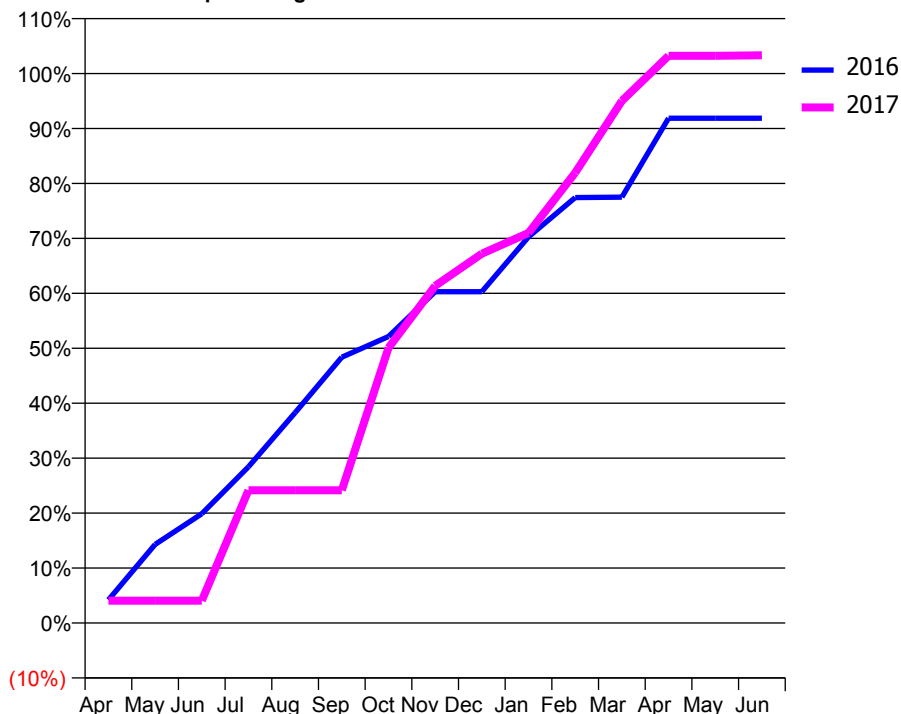
ACCESS*

Patients seen in 24 months	Total	Change since previous quarter
Quarter ending March 2016	533	
Quarter ending June 2016	525	↓
Quarter ending September 2016	525	→
Quarter ending December 2016	520	→
Quarter ending March 2017	518	→
Variance since March 2016	(2.8%)	↓



ACTIVITY

Cumulative percentage of contracted UDA delivered 2016 & 2017



Adjusted Scheduled Activity (UDA)

Month	2016	2017
April	54	52
May	183	52
June	255	52
July	365	310
August	491	310
September	621	310
October	669	643
November	774	787
December	774	862
January	902	911
February	993	1,051
March	994	1,219
April	1,179	1,324
May	1,179	1,324
June	1,179	1,325

QUALITY

	Quantity	Base Number	Contract	LHB	Wales
% of FP17s for the same patient ID Re-attending within 3 months - Children	54	833	6.5%	8.0%	11.3%
% of FP17s for the same patient ID Re-attending within 3 months - Adults	0	9	0.0%	13.8%	16.7%
% of FP17s for the same patient ID Re-attending between 3 & 9 months - Children	468	833	56.2%	58.8%	58.0%
% of FP17s for the same patient ID Re-attending between 3 & 9 months - Adults	0	9	0.0%	53.2%	53.7%
% of FP17s for Band 1 Urgent Courses	27	764	3.5%	8.1%	8.9%
% of FP17s Relating to Free Repair or Replacements	0	764	0.0%	0.8%	0.7%
% of FP17s Relating to Continuations	0	764	0.0%	1.0%	0.9%
% of Patients satisfied with the dentistry they have received	0	0	N/A	93.6%	93.9%
% of Patients satisfied with the time they had to wait for an appointment	0	0	N/A	89.3%	88.4%

* This is based on patients treated on this contract for their most recent course of treatment. Figures in italics indicate the base number of FP17s or Patient Questionnaire responses are less than 100. N/A is shown where the base number of responses is less than 10 during the period. % is calculated as Quantity/Base number*100

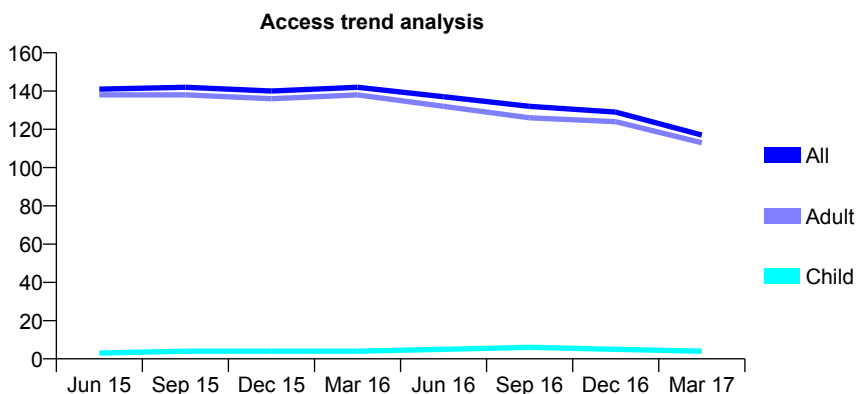
7A1 - Vital Signs At a Glance Contract Report for 238538/0002 - Year end March 2017

Name or company name	MISS JM HARRINGTON
Contract type name	PDS Contract
Purpose of contract	General
Contract start date	01/04/2006
Contract end date	31/03/2018

16/17 Contracted general activity (UDA)	240
Carry forward general activity (UDA)	0
16/17 Contracted orthodontic activity (UOA)	0
Carry forward orthodontic activity (UOA)	0
Baseline contract value	£9,028.31

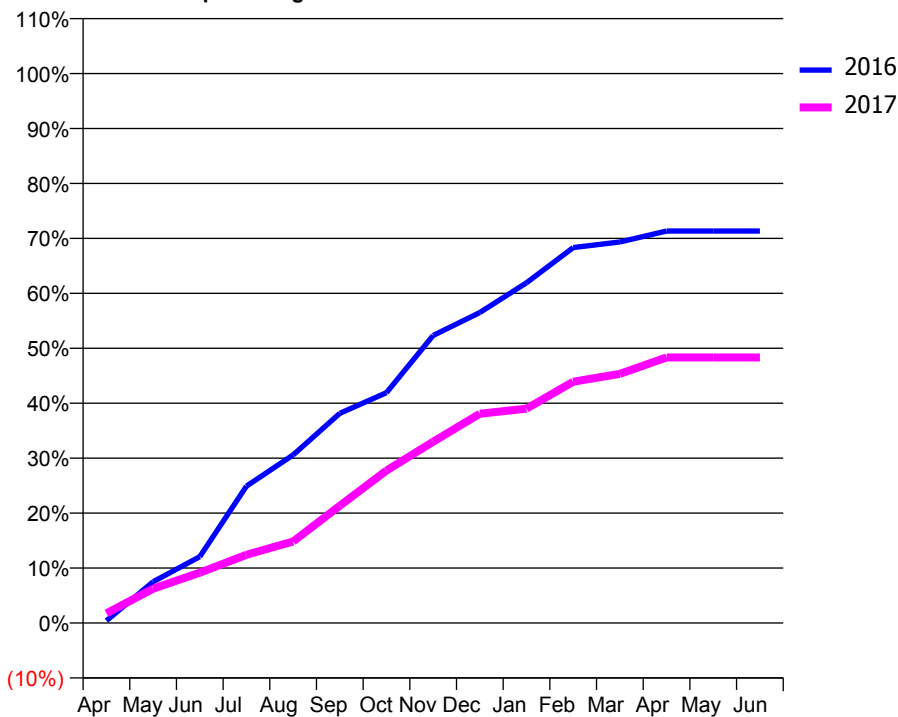
ACCESS*

Patients seen in 24 months	Total	Change since previous quarter
Quarter ending March 2016	142	
Quarter ending June 2016	137	↓
Quarter ending September 2016	132	↓
Quarter ending December 2016	129	↓
Quarter ending March 2017	117	↓
Variance since March 2016	(17.6%)	↓



ACTIVITY

Cumulative percentage of contracted UDA delivered 2016 & 2017



Adjusted Scheduled Activity (UDA)

Month	2016	2017
April	1	4
May	18	15
June	29	22
July	60	30
August	73	36
September	92	51
October	101	67
November	126	79
December	136	91
January	149	94
February	164	105
March	166	109
April	171	116
May	171	116
June	171	116

QUALITY

	Quantity	Base Number	Contract	LHB	Wales
% of FP17s for the same patient ID Re-attending within 3 months - Children	0	5	0.0%	8.0%	11.3%
% of FP17s for the same patient ID Re-attending within 3 months - Adults	3	97	3.1%	13.8%	16.7%
% of FP17s for the same patient ID Re-attending between 3 & 9 months - Children	0	5	0.0%	58.8%	58.0%
% of FP17s for the same patient ID Re-attending between 3 & 9 months - Adults	1	97	1.0%	53.2%	53.7%
% of FP17s for Band 1 Urgent Courses	70	103	68.0%	8.1%	8.9%
% of FP17s Relating to Free Repair or Replacements	0	103	0.0%	0.8%	0.7%
% of FP17s Relating to Continuations	0	103	0.0%	1.0%	0.9%
% of Patients satisfied with the dentistry they have received	0	0	N/A	93.6%	93.9%
% of Patients satisfied with the time they had to wait for an appointment	0	0	N/A	89.3%	88.4%

* This is based on patients treated on this contract for their most recent course of treatment. Figures in italics indicate the base number of FP17s or Patient Questionnaire responses are less than 100. N/A is shown where the base number of responses is less than 10 during the period. % is calculated as Quantity/Base number*100

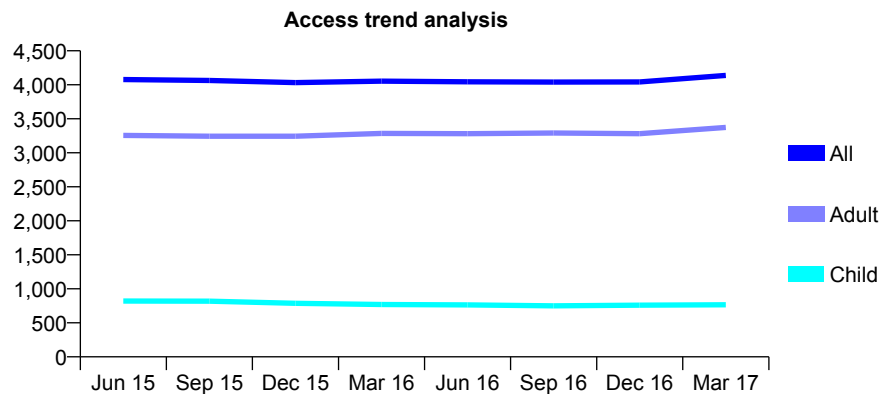
7A1 - Vital Signs At a Glance Contract Report for 250899/0001 - Year end March 2017

Name or company name	MR H MAERIVOET
Contract type name	GDS Contract
Purpose of contract	General
Contract start date	01/04/2006
Contract end date	

16/17 Contracted general activity (UDA)	11,333
Carry forward general activity (UDA)	-549
16/17 Contracted orthodontic activity (UOA)	0
Carry forward orthodontic activity (UOA)	0
Baseline contract value	£253,906.13

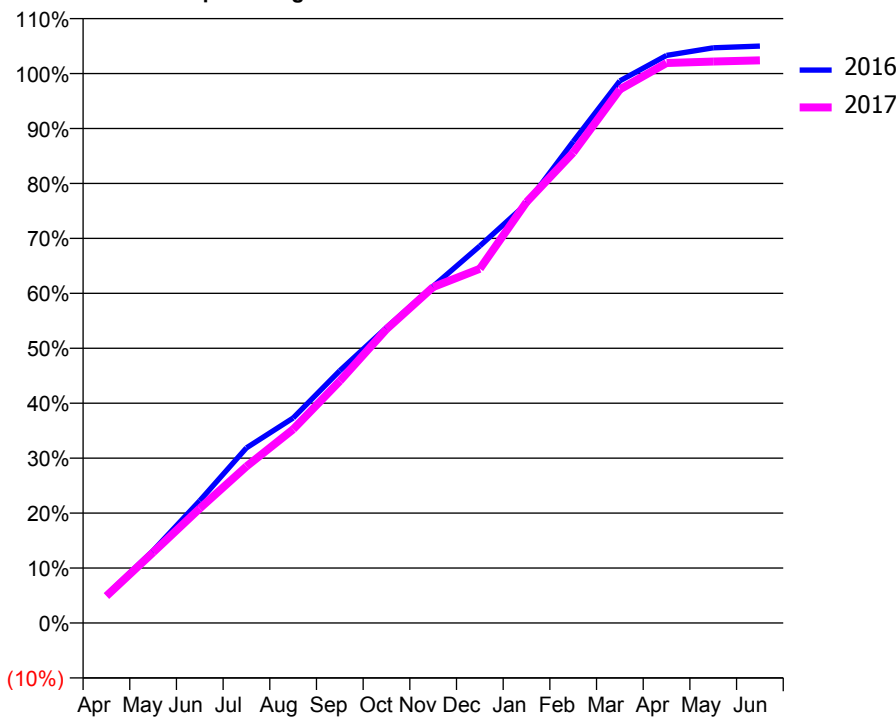
ACCESS*

Patients seen in 24 months	Total	Change since previous quarter
Quarter ending March 2016	4,054	
Quarter ending June 2016	4,045	→
Quarter ending September 2016	4,041	→
Quarter ending December 2016	4,042	→
Quarter ending March 2017	4,139	↑
Variance since March 2016	2.1%	↑



ACTIVITY

Cumulative percentage of contracted UDA delivered 2016 & 2017



Month	Adjusted Scheduled Activity (UDA)	
	2016	2017
April	559	558
May	1,449	1,457
June	2,447	2,364
July	3,506	3,230
August	4,103	3,994
September	5,049	4,990
October	5,913	6,061
November	6,740	6,930
December	7,546	7,306
January	8,391	8,682
February	9,634	9,700
March	10,849	11,006
April	11,358	11,550
May	11,511	11,580
June	11,546	11,605

QUALITY

	Quantity	Base Number	Contract	LHB	Wales
% of FP17s for the same patient ID Re-attending within 3 months - Children	51	1,247	4.1%	8.0%	11.3%
% of FP17s for the same patient ID Re-attending within 3 months - Adults	533	5,049	10.6%	13.8%	16.7%
% of FP17s for the same patient ID Re-attending between 3 & 9 months - Children	794	1,247	63.7%	58.8%	58.0%
% of FP17s for the same patient ID Re-attending between 3 & 9 months - Adults	2,757	5,049	54.6%	53.2%	53.7%
% of FP17s for Band 1 Urgent Courses	483	6,240	7.7%	8.1%	8.9%
% of FP17s Relating to Free Repair or Replacements	16	6,240	0.3%	0.8%	0.7%
% of FP17s Relating to Continuations	32	6,240	0.5%	1.0%	0.9%
% of Patients satisfied with the dentistry they have received	23	25	92.0%	93.6%	93.9%
% of Patients satisfied with the time they had to wait for an appointment	22	25	88.0%	89.3%	88.4%

* This is based on patients treated on this contract for their most recent course of treatment. Figures in italics indicate the base number of FP17s or Patient Questionnaire responses are less than 100. N/A is shown where the base number of responses is less than 10 during the period. % is calculated as Quantity/Base number*100

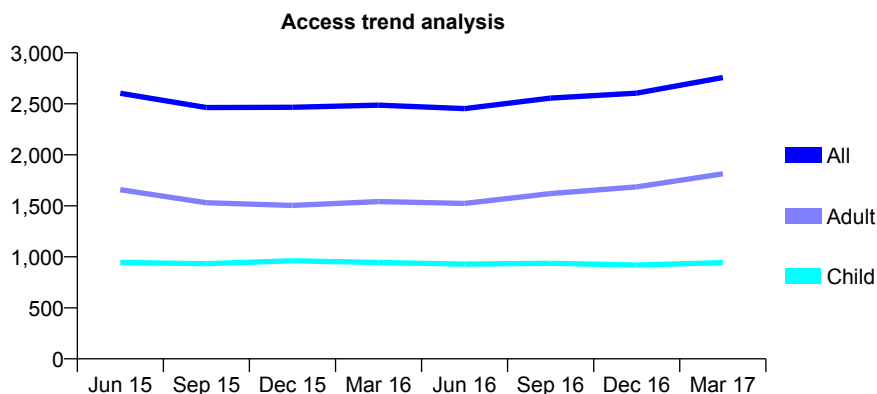
7A1 - Vital Signs At a Glance Contract Report for 278831/0001 - Year end March 2017

Name or company name	MR R DAVIES
Contract type name	GDS Contract
Purpose of contract	General
Contract start date	01/09/2012
Contract end date	

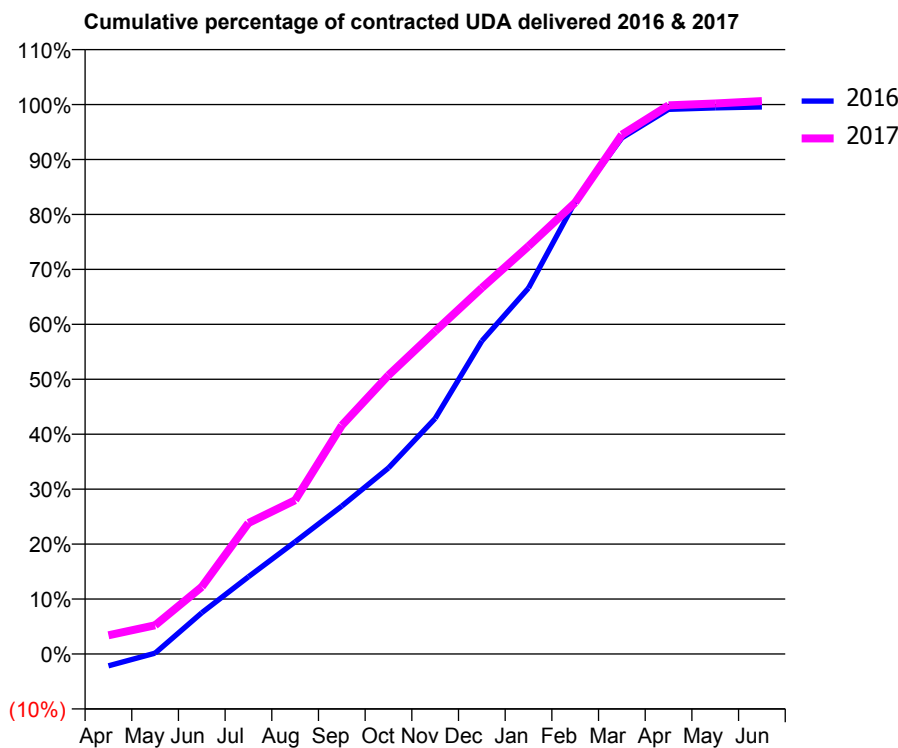
16/17 Contracted general activity (UDA)	8,467
Carry forward general activity (UDA)	29
16/17 Contracted orthodontic activity (UOA)	0
Carry forward orthodontic activity (UOA)	0
Baseline contract value	£205,118.30

ACCESS*

Patients seen in 24 months	Total	Change since previous quarter
Quarter ending March 2016	2,487	
Quarter ending June 2016	2,453	↓
Quarter ending September 2016	2,556	↑
Quarter ending December 2016	2,605	→
Quarter ending March 2017	2,757	↑
Variance since March 2016	10.9%	↑



ACTIVITY



Month	Adjusted Scheduled Activity (UDA)	
	2016	2017
April	-141	289
May	10	444
June	486	1,035
July	910	2,019
August	1,320	2,371
September	1,741	3,524
October	2,190	4,295
November	2,773	4,973
December	3,684	5,641
January	4,307	6,285
February	5,323	6,956
March	6,074	8,001
April	6,410	8,454
May	6,428	8,482
June	6,438	8,520

QUALITY

	Quantity	Base Number	Contract	LHB	Wales
% of FP17s for the same patient ID Re-attending within 3 months - Children	107	1,517	7.1%	8.0%	11.3%
% of FP17s for the same patient ID Re-attending within 3 months - Adults	360	2,741	13.1%	13.8%	16.7%
% of FP17s for the same patient ID Re-attending between 3 & 9 months - Children	945	1,517	62.3%	58.8%	58.0%
% of FP17s for the same patient ID Re-attending between 3 & 9 months - Adults	1,494	2,741	54.5%	53.2%	53.7%
% of FP17s for Band 1 Urgent Courses	245	4,342	5.6%	8.1%	8.9%
% of FP17s Relating to Free Repair or Replacements	3	4,342	0.1%	0.8%	0.7%
% of FP17s Relating to Continuations	96	4,342	2.2%	1.0%	0.9%
% of Patients satisfied with the dentistry they have received	10	11	90.9%	93.6%	93.9%
% of Patients satisfied with the time they had to wait for an appointment	10	11	90.9%	89.3%	88.4%

* This is based on patients treated on this contract for their most recent course of treatment. Figures in italics indicate the base number of FP17s or Patient Questionnaire responses are less than 100. N/A is shown where the base number of responses is less than 10 during the period. % is calculated as Quantity/Base number*100

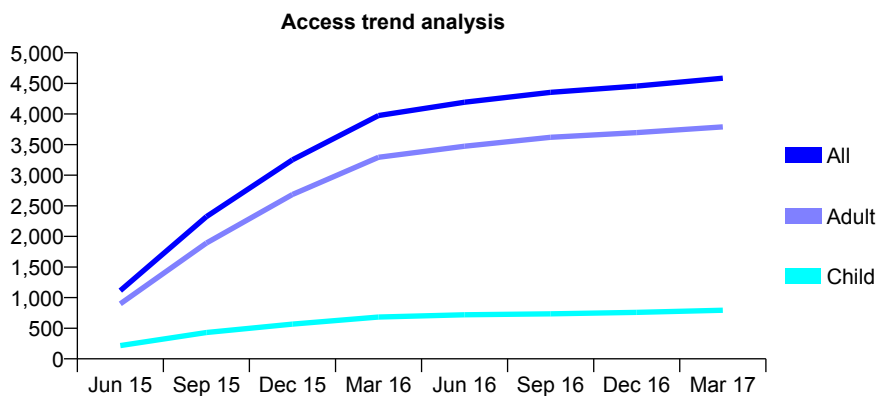
7A1 - Vital Signs At a Glance Contract Report for 299901/0002 - Year end March 2017

Name or company name	MR J SREERAM
Contract type name	GDS Contract
Purpose of contract	General
Contract start date	01/04/2015
Contract end date	

16/17 Contracted general activity (UDA)	13,968
Carry forward general activity (UDA)	0
16/17 Contracted orthodontic activity (UOA)	0
Carry forward orthodontic activity (UOA)	0
Baseline contract value	£328,963.85

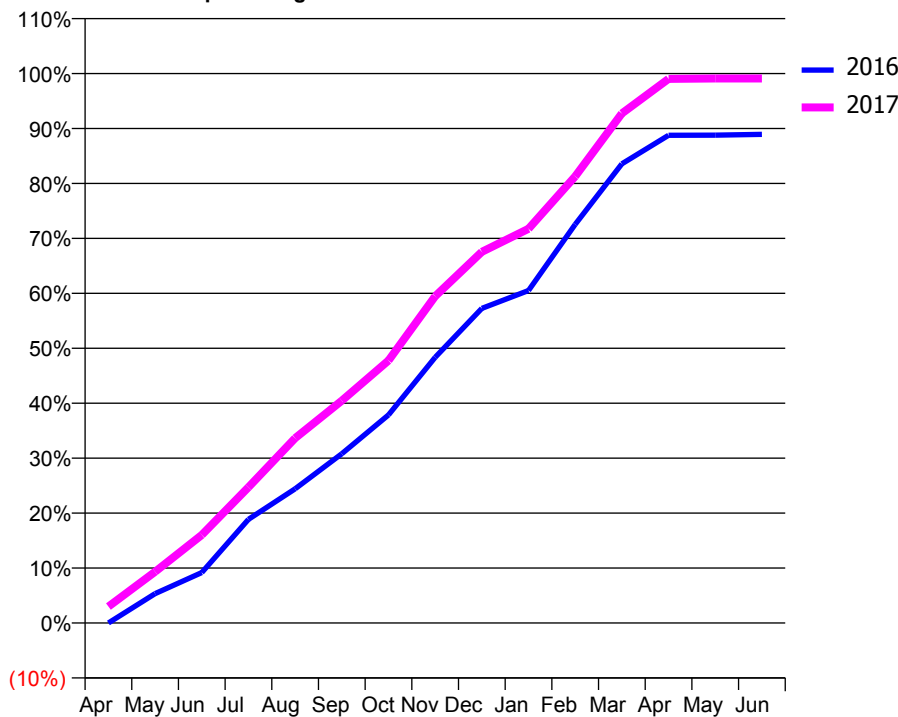
ACCESS*

Patients seen in 24 months	Total	Change since previous quarter
Quarter ending March 2016	3,975	
Quarter ending June 2016	4,193	↑
Quarter ending September 2016	4,354	↑
Quarter ending December 2016	4,457	↑
Quarter ending March 2017	4,585	↑
Variance since March 2016	15.3%	↑



ACTIVITY

Cumulative percentage of contracted UDA delivered 2016 & 2017



Month	Adjusted Scheduled Activity (UDA)	
	2016	2017
April	1	418
May	799	1,302
June	1,368	2,238
July	2,811	3,451
August	3,640	4,699
September	4,589	5,654
October	5,643	6,674
November	7,206	8,305
December	8,533	9,435
January	9,017	10,023
February	10,809	11,354
March	12,451	12,955
April	13,225	13,831
May	13,228	13,843
June	13,252	13,843

QUALITY

	Quantity	Base Number	Contract	LHB	Wales
% of FP17s for the same patient ID Re-attending within 3 months - Children	26	1,098	2.4%	8.0%	11.3%
% of FP17s for the same patient ID Re-attending within 3 months - Adults	420	5,304	7.9%	13.8%	16.7%
% of FP17s for the same patient ID Re-attending between 3 & 9 months - Children	639	1,098	58.2%	58.8%	58.0%
% of FP17s for the same patient ID Re-attending between 3 & 9 months - Adults	2,841	5,304	53.6%	53.2%	53.7%
% of FP17s for Band 1 Urgent Courses	339	6,402	5.3%	8.1%	8.9%
% of FP17s Relating to Free Repair or Replacements	38	6,402	0.6%	0.8%	0.7%
% of FP17s Relating to Continuations	35	6,402	0.5%	1.0%	0.9%
% of Patients satisfied with the dentistry they have received	26	26	100.0%	93.6%	93.9%
% of Patients satisfied with the time they had to wait for an appointment	26	26	100.0%	89.3%	88.4%

* This is based on patients treated on this contract for their most recent course of treatment. Figures in italics indicate the base number of FP17s or Patient Questionnaire responses are less than 100. N/A is shown where the base number of responses is less than 10 during the period. % is calculated as Quantity/Base number*100

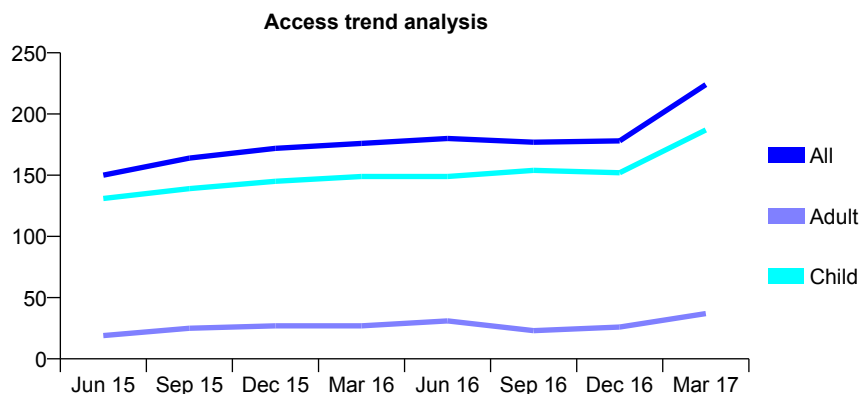
7A1 - Vital Signs At a Glance Contract Report for 304395/0002 - Year end March 2017

Name or company name	Dr T Aldescu
Contract type name	GDS Contract
Purpose of contract	General
Contract start date	03/07/2014
Contract end date	

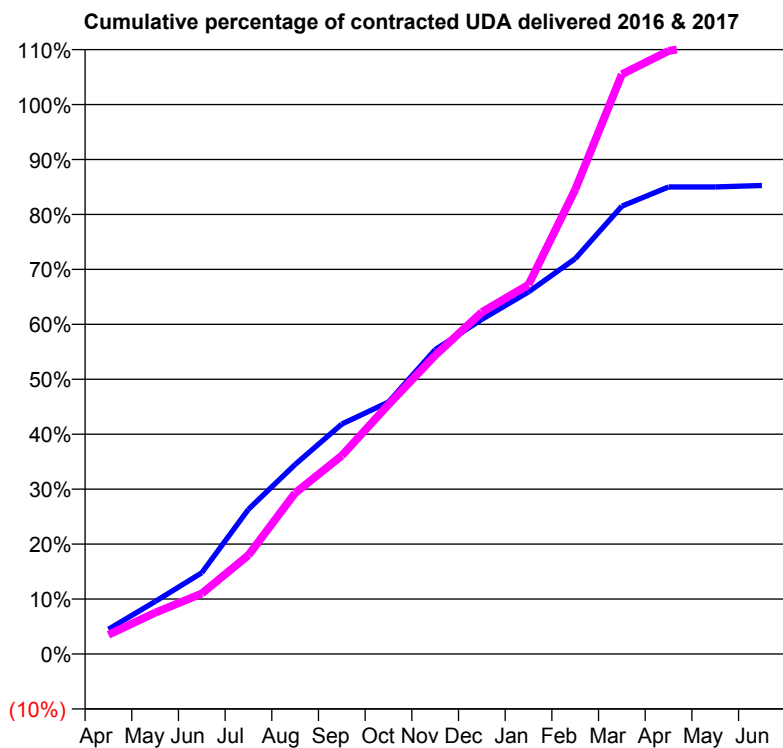
16/17 Contracted general activity (UDA)	400
Carry forward general activity (UDA)	0
16/17 Contracted orthodontic activity (UOA)	0
Carry forward orthodontic activity (UOA)	0
Baseline contract value	£9,173.84

ACCESS*

Patients seen in 24 months	Total	Change since previous quarter
Quarter ending March 2016	176	
Quarter ending June 2016	180	↑
Quarter ending September 2016	177	↓
Quarter ending December 2016	178	→
Quarter ending March 2017	224	↑
Variance since March 2016	27.3%	↑



ACTIVITY



Month	Adjusted Scheduled Activity (UDA)	
	2016	2017
April	18	14
May	38	30
June	59	44
July	105	72
August	138	117
September	167	144
October	183	182
November	222	217
December	244	249
January	264	269
February	288	338
March	326	422
April	340	439
May	340	445
June	341	448

QUALITY

	Quantity	Base Number	Contract	LHB	Wales
% of FP17s for the same patient ID Re-attending within 3 months - Children	16	264	6.1%	8.0%	11.3%
% of FP17s for the same patient ID Re-attending within 3 months - Adults	0	20	0.0%	13.8%	16.7%
% of FP17s for the same patient ID Re-attending between 3 & 9 months - Children	149	264	56.4%	58.8%	58.0%
% of FP17s for the same patient ID Re-attending between 3 & 9 months - Adults	6	20	30.0%	53.2%	53.7%
% of FP17s for Band 1 Urgent Courses	10	284	3.5%	8.1%	8.9%
% of FP17s Relating to Free Repair or Replacements	0	284	0.0%	0.8%	0.7%
% of FP17s Relating to Continuations	1	284	0.4%	1.0%	0.9%
% of Patients satisfied with the dentistry they have received	1	1	N/A	93.6%	93.9%
% of Patients satisfied with the time they had to wait for an appointment	1	1	N/A	89.3%	88.4%

* This is based on patients treated on this contract for their most recent course of treatment. Figures in italics indicate the base number of FP17s or Patient Questionnaire responses are less than 100. N/A is shown where the base number of responses is less than 10 during the period. % is calculated as Quantity/Base number*100

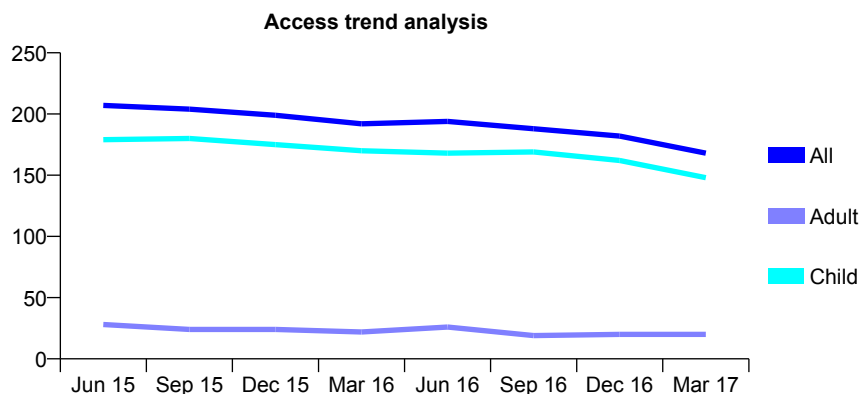
7A1 - Vital Signs At a Glance Contract Report for 308447/0001 - Year end March 2017

Name or company name	MR IG BAIN
Contract type name	GDS Contract
Purpose of contract	General
Contract start date	01/04/2006
Contract end date	

16/17 Contracted general activity (UDA)	332
Carry forward general activity (UDA)	0
16/17 Contracted orthodontic activity (UOA)	0
Carry forward orthodontic activity (UOA)	0
Baseline contract value	£6,670.34

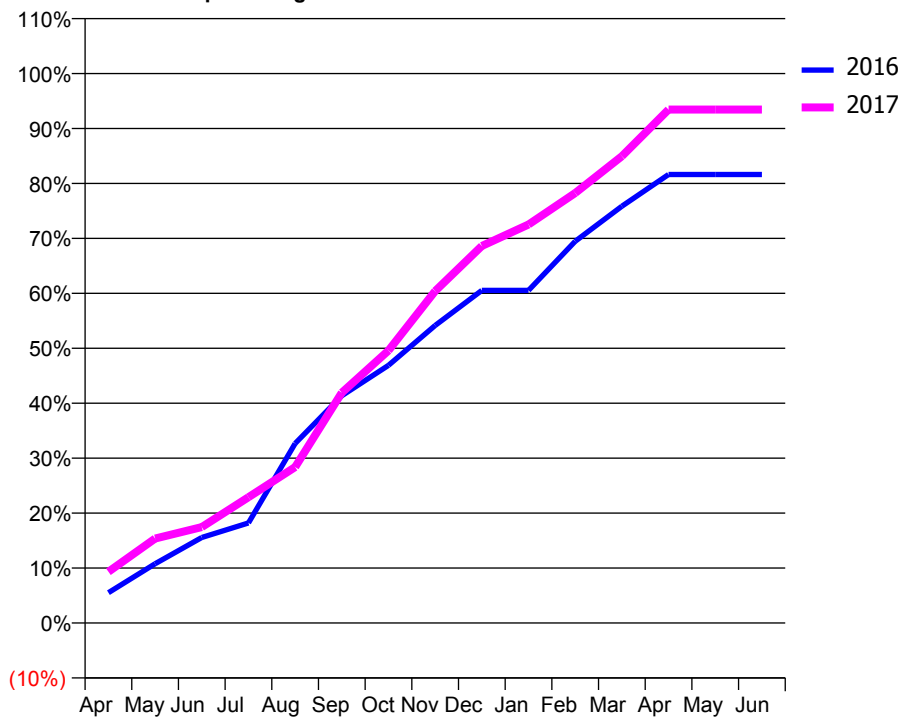
ACCESS*

Patients seen in 24 months	Total	Change since previous quarter
Quarter ending March 2016	192	
Quarter ending June 2016	194	→
Quarter ending September 2016	188	↓
Quarter ending December 2016	182	↓
Quarter ending March 2017	168	↓
Variance since March 2016	(12.5%)	↓



ACTIVITY

Cumulative percentage of contracted UDA delivered 2016 & 2017



Month	Adjusted Scheduled Activity (UDA)	
	2016	2017
April	21	31
May	41	51
June	59	58
July	69	76
August	124	94
September	157	139
October	178	165
November	206	201
December	230	228
January	230	241
February	264	260
March	288	282
April	310	310
May	310	310
June	310	310

QUALITY

	Quantity	Base Number	Contract	LHB	Wales
% of FP17s for the same patient ID Re-attending within 3 months - Children	6	260	2.3%	8.0%	11.3%
% of FP17s for the same patient ID Re-attending within 3 months - Adults	0	0	N/A	13.8%	16.7%
% of FP17s for the same patient ID Re-attending between 3 & 9 months - Children	194	260	74.6%	58.8%	58.0%
% of FP17s for the same patient ID Re-attending between 3 & 9 months - Adults	0	0	N/A	53.2%	53.7%
% of FP17s for Band 1 Urgent Courses	6	257	2.3%	8.1%	8.9%
% of FP17s Relating to Free Repair or Replacements	0	257	0.0%	0.8%	0.7%
% of FP17s Relating to Continuations	0	257	0.0%	1.0%	0.9%
% of Patients satisfied with the dentistry they have received	0	0	N/A	93.6%	93.9%
% of Patients satisfied with the time they had to wait for an appointment	0	0	N/A	89.3%	88.4%

* This is based on patients treated on this contract for their most recent course of treatment. Figures in italics indicate the base number of FP17s or Patient Questionnaire responses are less than 100. N/A is shown where the base number of responses is less than 10 during the period. % is calculated as Quantity/Base number*100

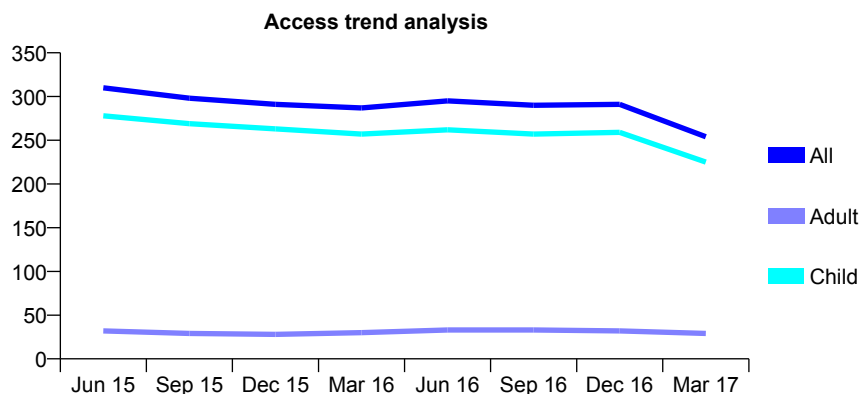
7A1 - Vital Signs At a Glance Contract Report for 329797/0002 - Year end March 2017

Name or company name	MR IG HUGHES
Contract type name	GDS Contract
Purpose of contract	General
Contract start date	01/04/2006
Contract end date	28/02/2017

16/17 Contracted general activity (UDA)	550
Carry forward general activity (UDA)	0
16/17 Contracted orthodontic activity (UOA)	0
Carry forward orthodontic activity (UOA)	0
Baseline contract value	£13,915.66

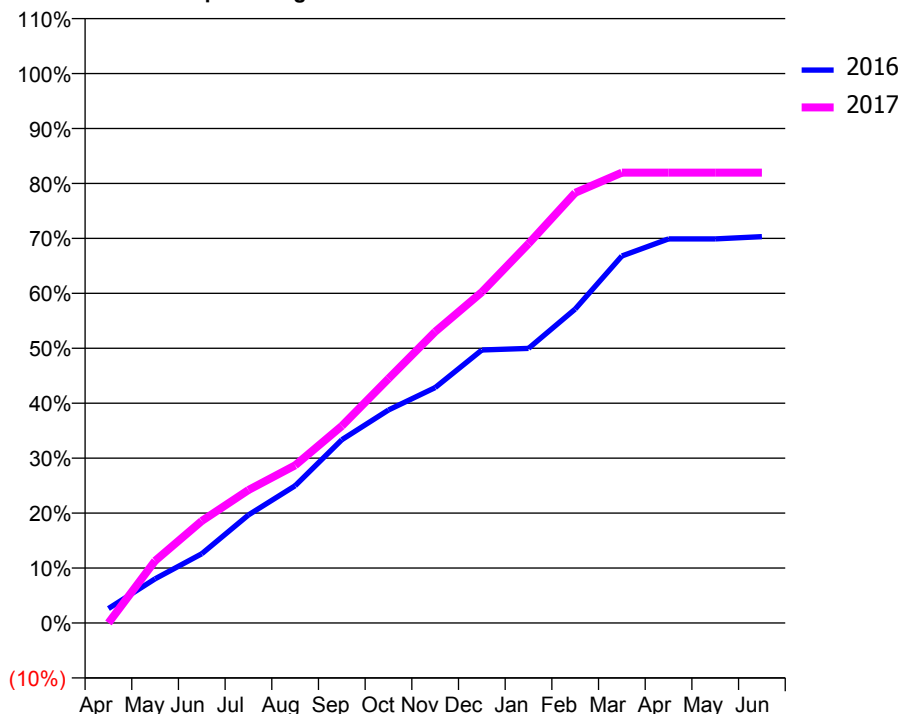
ACCESS*

Patients seen in 24 months	Total	Change since previous quarter
Quarter ending March 2016	287	
Quarter ending June 2016	295	↑
Quarter ending September 2016	290	↓
Quarter ending December 2016	291	→
Quarter ending March 2017	254	↓
Variance since March 2016	(11.5%)	↓



ACTIVITY

Cumulative percentage of contracted UDA delivered 2016 & 2017



Month	Adjusted Scheduled Activity (UDA)	
	2016	2017
April	19	0
May	58	62
June	91	102
July	142	133
August	180	158
September	240	197
October	279	245
November	308	292
December	358	331
January	360	380
February	411	431
March	481	451
April	503	451
May	503	451
June	506	451

QUALITY

	Quantity	Base Number	Contract	LHB	Wales
% of FP17s for the same patient ID Re-attending within 3 months - Children	26	287	9.1%	8.0%	11.3%
% of FP17s for the same patient ID Re-attending within 3 months - Adults	2	17	11.8%	13.8%	16.7%
% of FP17s for the same patient ID Re-attending between 3 & 9 months - Children	138	287	48.1%	58.8%	58.0%
% of FP17s for the same patient ID Re-attending between 3 & 9 months - Adults	10	17	58.8%	53.2%	53.7%
% of FP17s for Band 1 Urgent Courses	14	284	4.9%	8.1%	8.9%
% of FP17s Relating to Free Repair or Replacements	0	284	0.0%	0.8%	0.7%
% of FP17s Relating to Continuations	0	284	0.0%	1.0%	0.9%
% of Patients satisfied with the dentistry they have received	0	0	N/A	93.6%	93.9%
% of Patients satisfied with the time they had to wait for an appointment	0	0	N/A	89.3%	88.4%

* This is based on patients treated on this contract for their most recent course of treatment. Figures in italics indicate the base number of FP17s or Patient Questionnaire responses are less than 100. N/A is shown where the base number of responses is less than 10 during the period. % is calculated as Quantity/Base number*100

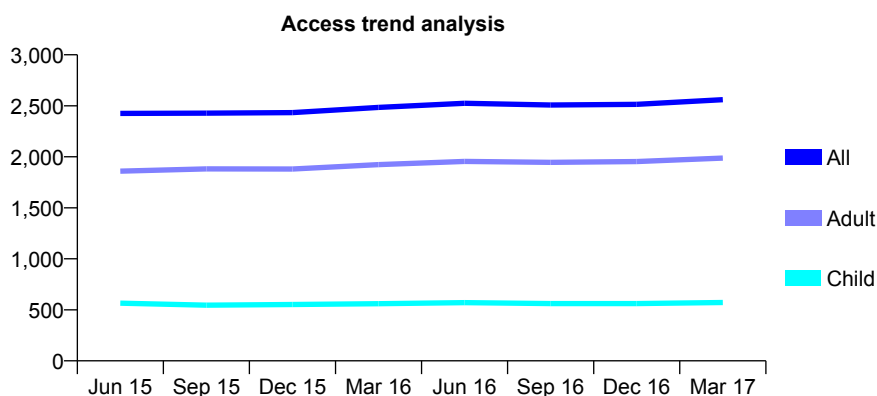
7A1 - Vital Signs At a Glance Contract Report for 331325/0001 - Year end March 2017

Name or company name	MR LC WILLIAMS
Contract type name	GDS Contract
Purpose of contract	General
Contract start date	01/04/2006
Contract end date	

16/17 Contracted general activity (UDA)	8,686
Carry forward general activity (UDA)	0
16/17 Contracted orthodontic activity (UOA)	0
Carry forward orthodontic activity (UOA)	0
Baseline contract value	£223,220.60

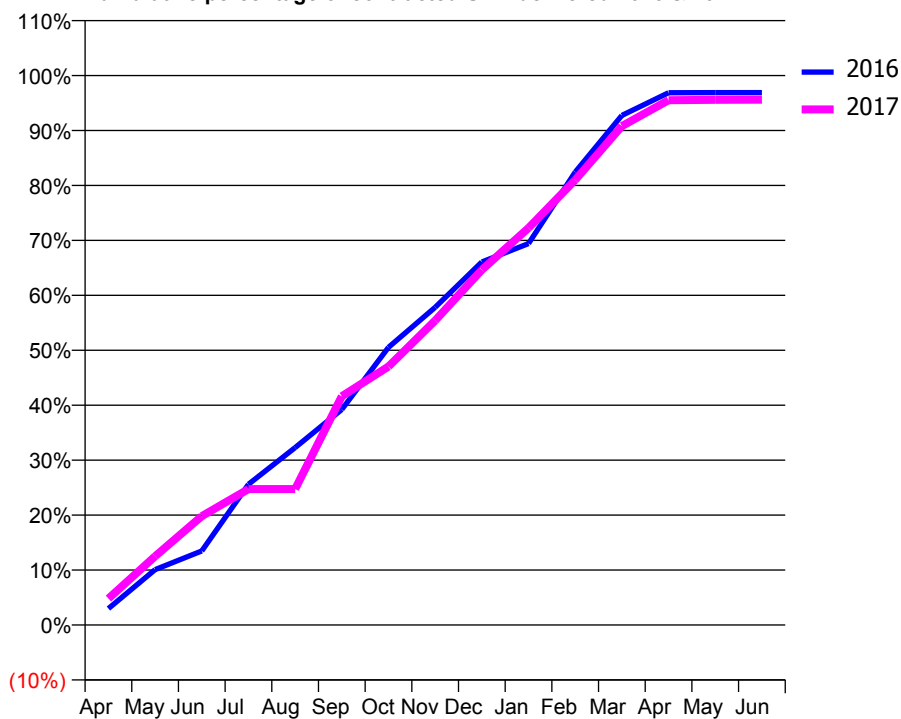
ACCESS*

Patients seen in 24 months	Total	Change since previous quarter
Quarter ending March 2016	2,484	
Quarter ending June 2016	2,525	→
Quarter ending September 2016	2,508	→
Quarter ending December 2016	2,515	→
Quarter ending March 2017	2,560	→
Variance since March 2016	3.1%	↑



ACTIVITY

Cumulative percentage of contracted UDA delivered 2016 & 2017



Adjusted Scheduled Activity (UDA)

Month	2016	2017
April	261	417
May	877	1,086
June	1,170	1,721
July	2,224	2,150
August	2,805	2,150
September	3,407	3,616
October	4,389	4,087
November	5,021	4,814
December	5,738	5,614
January	6,029	6,277
February	7,159	7,035
March	8,056	7,887
April	8,414	8,295
May	8,416	8,301
June	8,415	8,303

QUALITY

	Quantity	Base Number	Contract	LHB	Wales
% of FP17s for the same patient ID Re-attending within 3 months - Children	92	981	9.4%	8.0%	11.3%
% of FP17s for the same patient ID Re-attending within 3 months - Adults	368	3,027	12.2%	13.8%	16.7%
% of FP17s for the same patient ID Re-attending between 3 & 9 months - Children	626	981	63.8%	58.8%	58.0%
% of FP17s for the same patient ID Re-attending between 3 & 9 months - Adults	1,691	3,027	55.9%	53.2%	53.7%
% of FP17s for Band 1 Urgent Courses	198	3,974	5.0%	8.1%	8.9%
% of FP17s Relating to Free Repair or Replacements	17	3,974	0.4%	0.8%	0.7%
% of FP17s Relating to Continuations	18	3,974	0.5%	1.0%	0.9%
% of Patients satisfied with the dentistry they have received	10	11	90.9%	93.6%	93.9%
% of Patients satisfied with the time they had to wait for an appointment	10	11	90.9%	89.3%	88.4%

* This is based on patients treated on this contract for their most recent course of treatment. Figures in italics indicate the base number of FP17s or Patient Questionnaire responses are less than 100. N/A is shown where the base number of responses is less than 10 during the period. % is calculated as Quantity/Base number*100

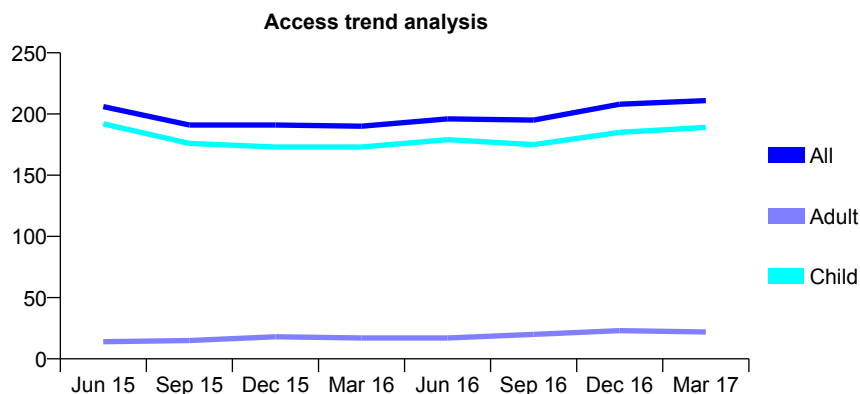
7A1 - Vital Signs At a Glance Contract Report for 332658/0001 - Year end March 2017

Name or company name	MR JO JOHNSON
Contract type name	GDS Contract
Purpose of contract	General
Contract start date	01/04/2006
Contract end date	

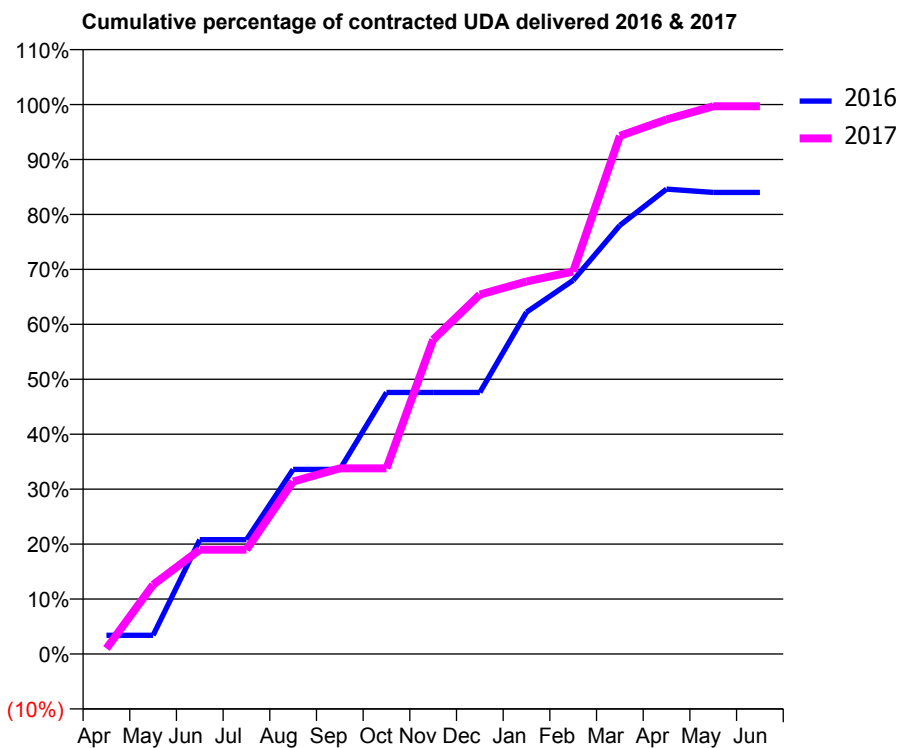
16/17 Contracted general activity (UDA)	500
Carry forward general activity (UDA)	0
16/17 Contracted orthodontic activity (UOA)	0
Carry forward orthodontic activity (UOA)	0
Baseline contract value	£11,599.97

ACCESS*

Patients seen in 24 months	Total	Change since previous quarter
Quarter ending March 2016	190	
Quarter ending June 2016	196	↑
Quarter ending September 2016	195	→
Quarter ending December 2016	208	↑
Quarter ending March 2017	211	→
Variance since March 2016	11.1%	↑



ACTIVITY



Month	Adjusted Scheduled Activity (UDA)	
	2016	2017
April	17	5
May	17	63
June	104	95
July	104	95
August	168	157
September	168	169
October	238	169
November	238	286
December	238	327
January	311	339
February	340	348
March	390	471
April	423	486
May	420	498
June	420	498

QUALITY

	Quantity	Base Number	Contract	LHB	Wales
% of FP17s for the same patient ID Re-attending within 3 months - Children	25	365	6.8%	8.0%	11.3%
% of FP17s for the same patient ID Re-attending within 3 months - Adults	0	0	N/A	13.8%	16.7%
% of FP17s for the same patient ID Re-attending between 3 & 9 months - Children	241	365	66.0%	58.8%	58.0%
% of FP17s for the same patient ID Re-attending between 3 & 9 months - Adults	0	0	N/A	53.2%	53.7%
% of FP17s for Band 1 Urgent Courses	2	366	0.5%	8.1%	8.9%
% of FP17s Relating to Free Repair or Replacements	0	366	0.0%	0.8%	0.7%
% of FP17s Relating to Continuations	0	366	0.0%	1.0%	0.9%
% of Patients satisfied with the dentistry they have received	1	1	N/A	93.6%	93.9%
% of Patients satisfied with the time they had to wait for an appointment	1	1	N/A	89.3%	88.4%

* This is based on patients treated on this contract for their most recent course of treatment. Figures in italics indicate the base number of FP17s or Patient Questionnaire responses are less than 100. N/A is shown where the base number of responses is less than 10 during the period. % is calculated as Quantity/Base number*100

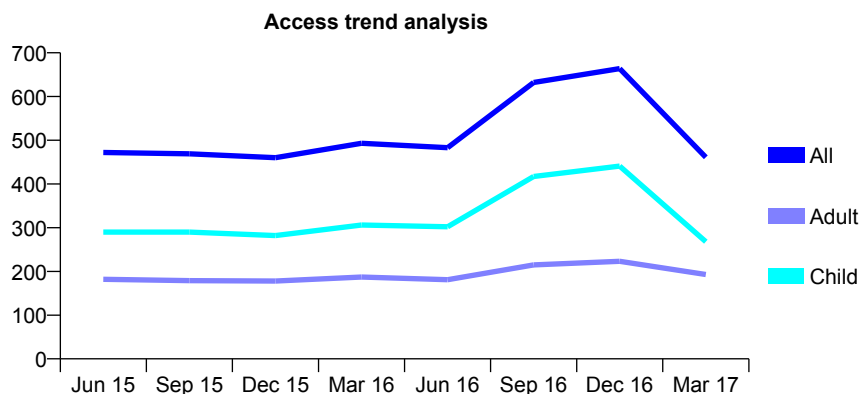
7A1 - Vital Signs At a Glance Contract Report for 565369/0001 - Year end March 2017

Name or company name	N Hughes Jones
Contract type name	GDS Contract
Purpose of contract	General
Contract start date	01/04/2006
Contract end date	31/03/2017

16/17 Contracted general activity (UDA)	997
Carry forward general activity (UDA)	-6
16/17 Contracted orthodontic activity (UOA)	0
Carry forward orthodontic activity (UOA)	0
Baseline contract value	£20,441.83

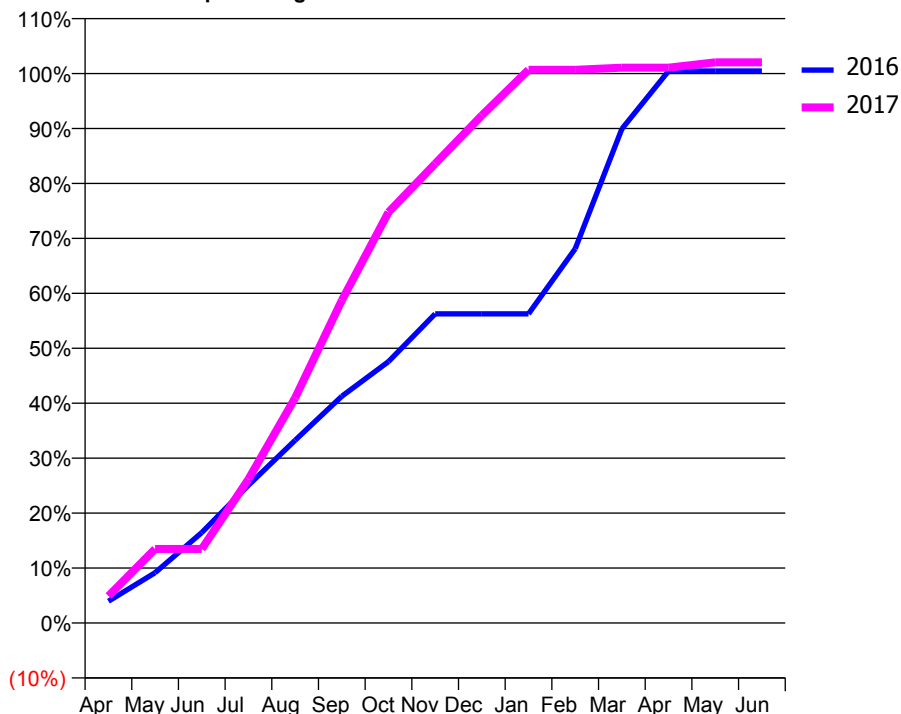
ACCESS*

Patients seen in 24 months	Total	Change since previous quarter
Quarter ending March 2016	493	
Quarter ending June 2016	483	↓
Quarter ending September 2016	632	↑
Quarter ending December 2016	664	↑
Quarter ending March 2017	461	↓
Variance since March 2016	(6.5%)	↓



ACTIVITY

Cumulative percentage of contracted UDA delivered 2016 & 2017



Adjusted Scheduled Activity (UDA)

Month	2016	2017
April	48	49
May	111	134
June	200	134
July	304	261
August	403	409
September	501	585
October	577	745
November	683	833
December	683	921
January	683	1,004
February	826	1,004
March	1,091	1,008
April	1,219	1,008
May	1,219	1,017
June	1,219	1,017

QUALITY

	Quantity	Base Number	Contract	LHB	Wales
% of FP17s for the same patient ID Re-attending within 3 months - Children	31	608	5.1%	8.0%	11.3%
% of FP17s for the same patient ID Re-attending within 3 months - Adults	10	125	8.0%	13.8%	16.7%
% of FP17s for the same patient ID Re-attending between 3 & 9 months - Children	278	608	45.7%	58.8%	58.0%
% of FP17s for the same patient ID Re-attending between 3 & 9 months - Adults	69	125	55.2%	53.2%	53.7%
% of FP17s for Band 1 Urgent Courses	26	677	3.8%	8.1%	8.9%
% of FP17s Relating to Free Repair or Replacements	0	677	0.0%	0.8%	0.7%
% of FP17s Relating to Continuations	6	677	0.9%	1.0%	0.9%
% of Patients satisfied with the dentistry they have received	0	0	N/A	93.6%	93.9%
% of Patients satisfied with the time they had to wait for an appointment	0	0	N/A	89.3%	88.4%

* This is based on patients treated on this contract for their most recent course of treatment. Figures in italics indicate the base number of FP17s or Patient Questionnaire responses are less than 100. N/A is shown where the base number of responses is less than 10 during the period. % is calculated as Quantity/Base number*100

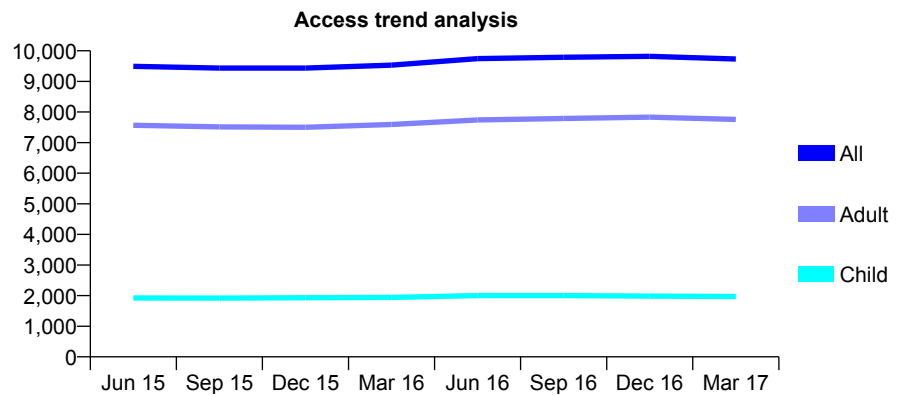
7A1 - Vital Signs At a Glance Contract Report for 569259/0001 - Year end March 2017

Name or company name	MR RT HANDLEY
Contract type name	GDS Contract
Purpose of contract	General
Contract start date	01/04/2006
Contract end date	

16/17 Contracted general activity (UDA)	31,357
Carry forward general activity (UDA)	0
16/17 Contracted orthodontic activity (UOA)	0
Carry forward orthodontic activity (UOA)	0
Baseline contract value	£787,184.70

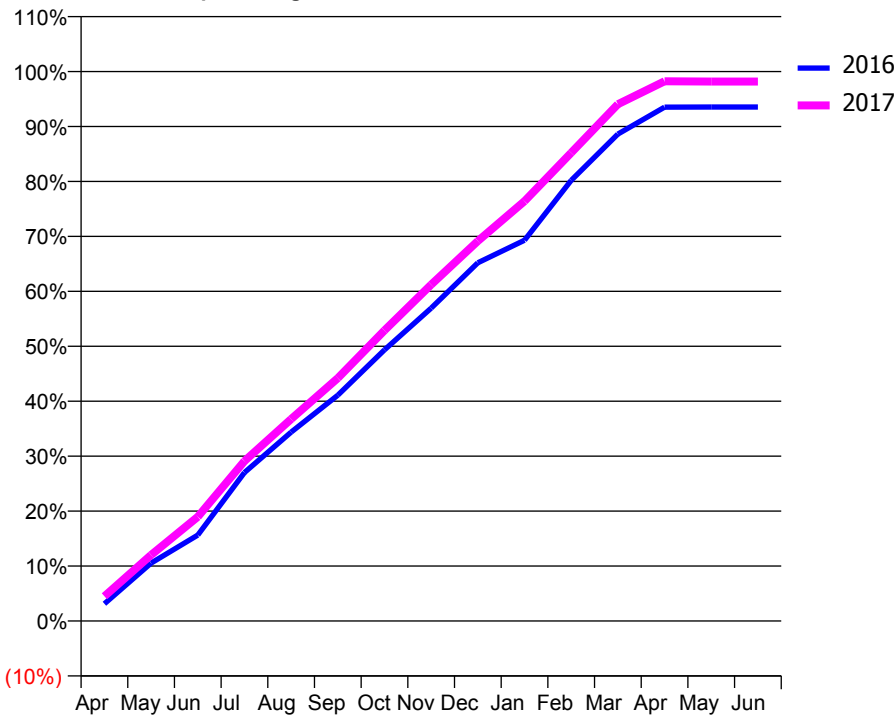
ACCESS*

Patients seen in 24 months	Total	Change since previous quarter
Quarter ending March 2016	9,532	
Quarter ending June 2016	9,746	↑
Quarter ending September 2016	9,788	→
Quarter ending December 2016	9,817	→
Quarter ending March 2017	9,730	→
Variance since March 2016	2.1%	↑



ACTIVITY

Cumulative percentage of contracted UDA delivered 2016 & 2017



Month	Adjusted Scheduled Activity (UDA)	
	2016	2017
April	1,010	1,409
May	3,379	3,774
June	5,012	5,946
July	8,656	9,131
August	11,007	11,523
September	13,157	13,860
October	15,806	16,586
November	18,233	19,198
December	20,878	21,682
January	22,192	23,958
February	25,678	26,717
March	28,374	29,487
April	29,950	30,798
May	29,952	30,786
June	29,955	30,787

QUALITY

	Quantity	Base Number	Contract	LHB	Wales
% of FP17s for the same patient ID Re-attending within 3 months - Children	181	2,678	6.8%	8.0%	11.3%
% of FP17s for the same patient ID Re-attending within 3 months - Adults	1,567	10,557	14.8%	13.8%	16.7%
% of FP17s for the same patient ID Re-attending between 3 & 9 months - Children	1,255	2,678	46.9%	58.8%	58.0%
% of FP17s for the same patient ID Re-attending between 3 & 9 months - Adults	4,771	10,557	45.2%	53.2%	53.7%
% of FP17s for Band 1 Urgent Courses	968	13,118	7.4%	8.1%	8.9%
% of FP17s Relating to Free Repair or Replacements	174	13,118	1.3%	0.8%	0.7%
% of FP17s Relating to Continuations	142	13,118	1.1%	1.0%	0.9%
% of Patients satisfied with the dentistry they have received	38	39	97.4%	93.6%	93.9%
% of Patients satisfied with the time they had to wait for an appointment	37	39	94.9%	89.3%	88.4%

* This is based on patients treated on this contract for their most recent course of treatment. Figures in italics indicate the base number of FP17s or Patient Questionnaire responses are less than 100. N/A is shown where the base number of responses is less than 10 during the period. % is calculated as Quantity/Base number*100

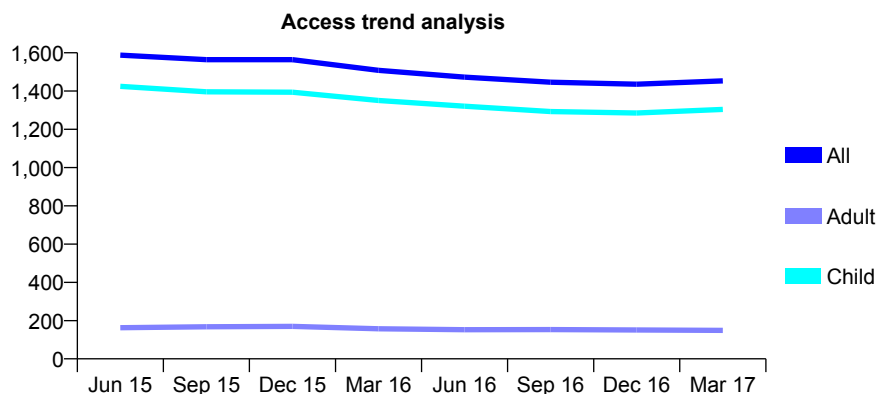
7A1 - Vital Signs At a Glance Contract Report for 571466/0001 - Year end March 2017

Name or company name	MR SC EDWARDS
Contract type name	PDS Contract
Purpose of contract	General
Contract start date	01/04/2006
Contract end date	31/03/2018

16/17 Contracted general activity (UDA)	3,240
Carry forward general activity (UDA)	0
16/17 Contracted orthodontic activity (UOA)	0
Carry forward orthodontic activity (UOA)	0
Baseline contract value	£81,756.79

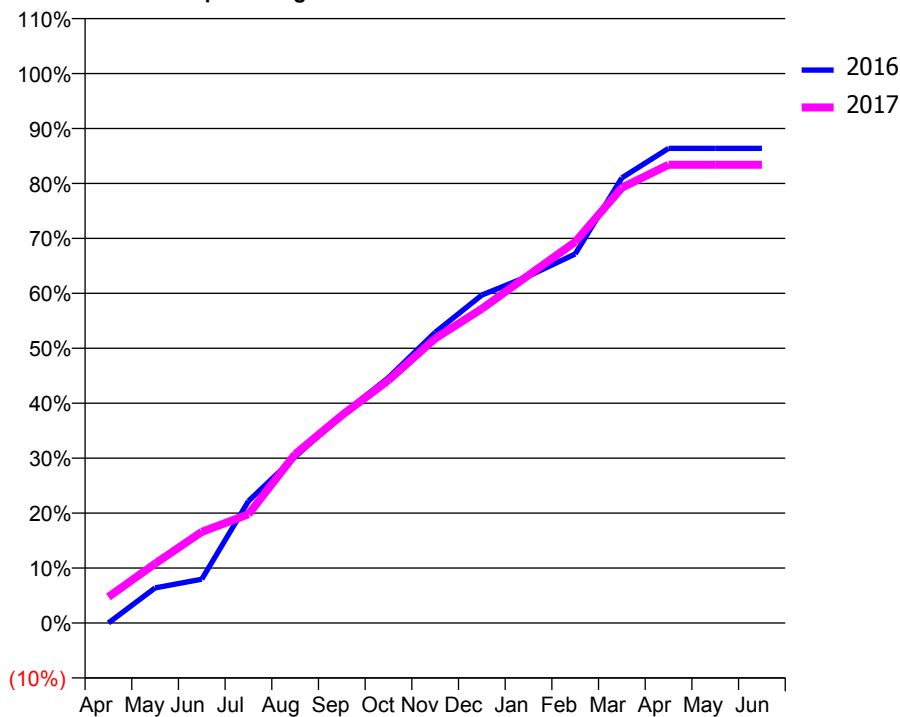
ACCESS*

Patients seen in 24 months	Total	Change since previous quarter
Quarter ending March 2016	1,508	
Quarter ending June 2016	1,473	↓
Quarter ending September 2016	1,446	↓
Quarter ending December 2016	1,436	→
Quarter ending March 2017	1,453	→
Variance since March 2016	(3.6%)	↓



ACTIVITY

Cumulative percentage of contracted UDA delivered 2016 & 2017



Month	Adjusted Scheduled Activity (UDA)	
	2016	2017
April	0	154
May	207	350
June	258	537
July	719	641
August	980	996
September	1,228	1,225
October	1,447	1,432
November	1,714	1,678
December	1,934	1,853
January	2,046	2,051
February	2,176	2,247
March	2,625	2,567
April	2,799	2,702
May	2,799	2,702
June	2,799	2,702

QUALITY

	Quantity	Base Number	Contract	LHB	Wales
% of FP17s for the same patient ID Re-attending within 3 months - Children	118	1,851	6.4%	8.0%	11.3%
% of FP17s for the same patient ID Re-attending within 3 months - Adults	5	49	10.2%	13.8%	16.7%
% of FP17s for the same patient ID Re-attending between 3 & 9 months - Children	1,047	1,851	56.6%	58.8%	58.0%
% of FP17s for the same patient ID Re-attending between 3 & 9 months - Adults	21	49	42.9%	53.2%	53.7%
% of FP17s for Band 1 Urgent Courses	5	1,860	0.3%	8.1%	8.9%
% of FP17s Relating to Free Repair or Replacements	0	1,860	0.0%	0.8%	0.7%
% of FP17s Relating to Continuations	31	1,860	1.7%	1.0%	0.9%
% of Patients satisfied with the dentistry they have received	1	1	N/A	93.6%	93.9%
% of Patients satisfied with the time they had to wait for an appointment	1	1	N/A	89.3%	88.4%

* This is based on patients treated on this contract for their most recent course of treatment. Figures in italics indicate the base number of FP17s or Patient Questionnaire responses are less than 100. N/A is shown where the base number of responses is less than 10 during the period. % is calculated as Quantity/Base number*100

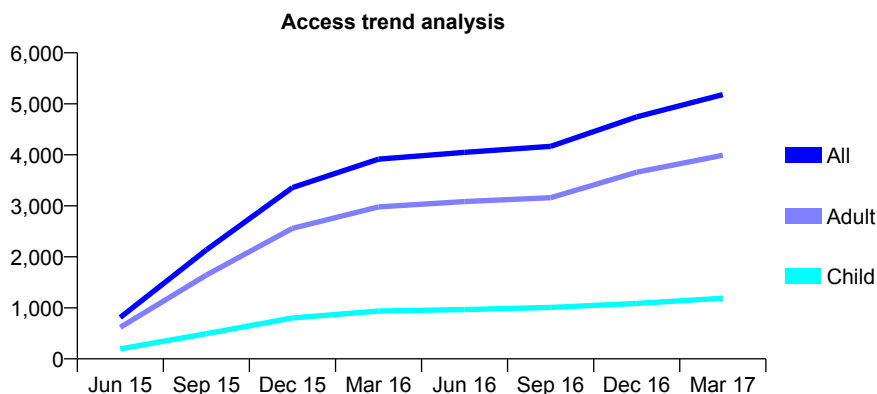
7A1 - Vital Signs At a Glance Contract Report for 602531/0001 - Year end March 2017

Name or company name	MR DP JONES
Contract type name	GDS Contract
Purpose of contract	General
Contract start date	06/05/2015
Contract end date	

16/17 Contracted general activity (UDA)	18,674
Carry forward general activity (UDA)	459
16/17 Contracted orthodontic activity (UOA)	0
Carry forward orthodontic activity (UOA)	0
Baseline contract value	£429,675.97

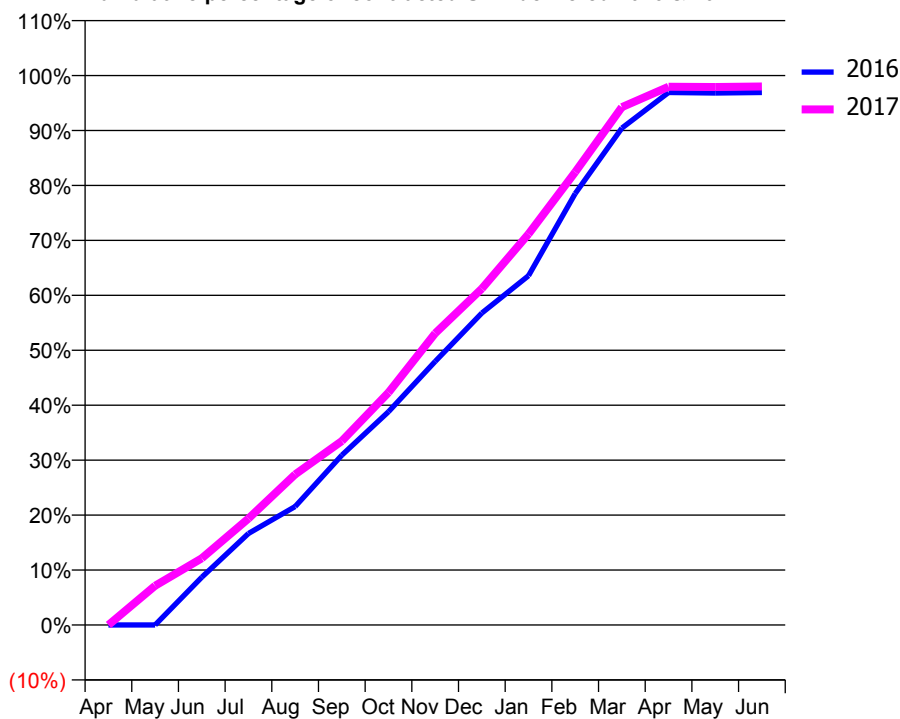
ACCESS*

Patients seen in 24 months	Total	Change since previous quarter
Quarter ending March 2016	3,916	
Quarter ending June 2016	4,048	↑
Quarter ending September 2016	4,167	↑
Quarter ending December 2016	4,744	↑
Quarter ending March 2017	5,180	↑
Variance since March 2016	32.3%	↑



ACTIVITY

Cumulative percentage of contracted UDA delivered 2016 & 2017



Month	Adjusted Scheduled Activity (UDA)	
	2016	2017
April	0	-2
May	0	1,334
June	1,287	2,266
July	2,468	3,617
August	3,193	5,117
September	4,576	6,252
October	5,746	7,901
November	7,103	9,914
December	8,409	11,429
January	9,415	13,291
February	11,628	15,392
March	13,394	17,599
April	14,352	18,293
May	14,336	18,284
June	14,350	18,300

QUALITY

	Quantity	Base Number	Contract	LHB	Wales
% of FP17s for the same patient ID Re-attending within 3 months - Children	99	1,933	5.1%	8.0%	11.3%
% of FP17s for the same patient ID Re-attending within 3 months - Adults	793	6,395	12.4%	13.8%	16.7%
% of FP17s for the same patient ID Re-attending between 3 & 9 months - Children	1,249	1,933	64.6%	58.8%	58.0%
% of FP17s for the same patient ID Re-attending between 3 & 9 months - Adults	3,873	6,395	60.6%	53.2%	53.7%
% of FP17s for Band 1 Urgent Courses	542	8,207	6.6%	8.1%	8.9%
% of FP17s Relating to Free Repair or Replacements	96	8,207	1.2%	0.8%	0.7%
% of FP17s Relating to Continuations	9	8,207	0.1%	1.0%	0.9%
% of Patients satisfied with the dentistry they have received	31	34	91.2%	93.6%	93.9%
% of Patients satisfied with the time they had to wait for an appointment	32	34	94.1%	89.3%	88.4%

* This is based on patients treated on this contract for their most recent course of treatment. Figures in italics indicate the base number of FP17s or Patient Questionnaire responses are less than 100. N/A is shown where the base number of responses is less than 10 during the period. % is calculated as Quantity/Base number*100

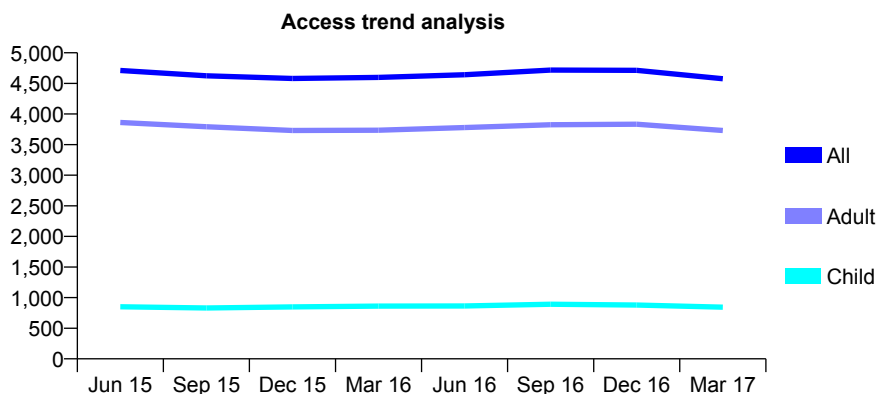
7A1 - Vital Signs At a Glance Contract Report for 624810/0001 - Year end March 2017

Name or company name	MRS HJ WILBY
Contract type name	GDS Contract
Purpose of contract	General
Contract start date	01/04/2006
Contract end date	

16/17 Contracted general activity (UDA)	12,500
Carry forward general activity (UDA)	0
16/17 Contracted orthodontic activity (UOA)	0
Carry forward orthodontic activity (UOA)	0
Baseline contract value	£319,855.13

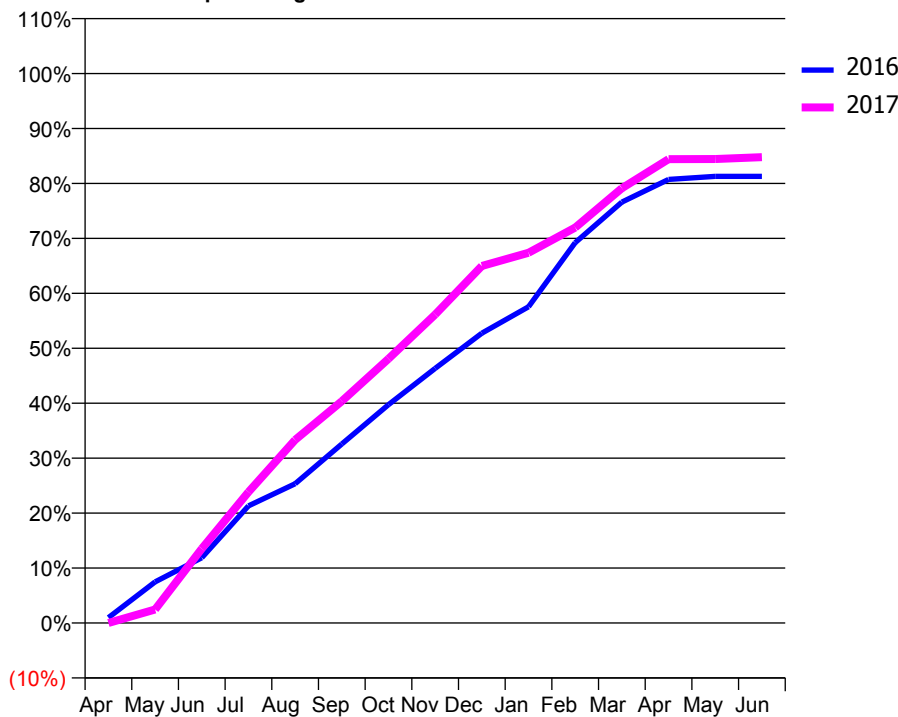
ACCESS*

Patients seen in 24 months	Total	Change since previous quarter
Quarter ending March 2016	4,597	
Quarter ending June 2016	4,641	→
Quarter ending September 2016	4,717	→
Quarter ending December 2016	4,714	→
Quarter ending March 2017	4,576	↓
Variance since March 2016	(0.5%)	→



ACTIVITY

Cumulative percentage of contracted UDA delivered 2016 & 2017



Month	Adjusted Scheduled Activity (UDA)	
	2016	2017
April	151	0
May	1,149	307
June	1,821	1,691
July	3,269	2,980
August	3,884	4,166
September	4,993	5,046
October	6,090	6,011
November	7,104	7,019
December	8,085	8,121
January	8,821	8,423
February	10,612	8,995
March	11,744	9,890
April	12,373	10,552
May	12,460	10,556
June	12,460	10,596

QUALITY

	Quantity	Base Number	Contract	LHB	Wales
% of FP17s for the same patient ID Re-attending within 3 months - Children	44	878	5.0%	8.0%	11.3%
% of FP17s for the same patient ID Re-attending within 3 months - Adults	413	3,711	11.1%	13.8%	16.7%
% of FP17s for the same patient ID Re-attending between 3 & 9 months - Children	398	878	45.3%	58.8%	58.0%
% of FP17s for the same patient ID Re-attending between 3 & 9 months - Adults	1,365	3,711	36.8%	53.2%	53.7%
% of FP17s for Band 1 Urgent Courses	384	4,521	8.5%	8.1%	8.9%
% of FP17s Relating to Free Repair or Replacements	42	4,521	0.9%	0.8%	0.7%
% of FP17s Relating to Continuations	35	4,521	0.8%	1.0%	0.9%
% of Patients satisfied with the dentistry they have received	14	17	82.4%	93.6%	93.9%
% of Patients satisfied with the time they had to wait for an appointment	16	17	94.1%	89.3%	88.4%

* This is based on patients treated on this contract for their most recent course of treatment. Figures in italics indicate the base number of FP17s or Patient Questionnaire responses are less than 100. N/A is shown where the base number of responses is less than 10 during the period. % is calculated as Quantity/Base number*100

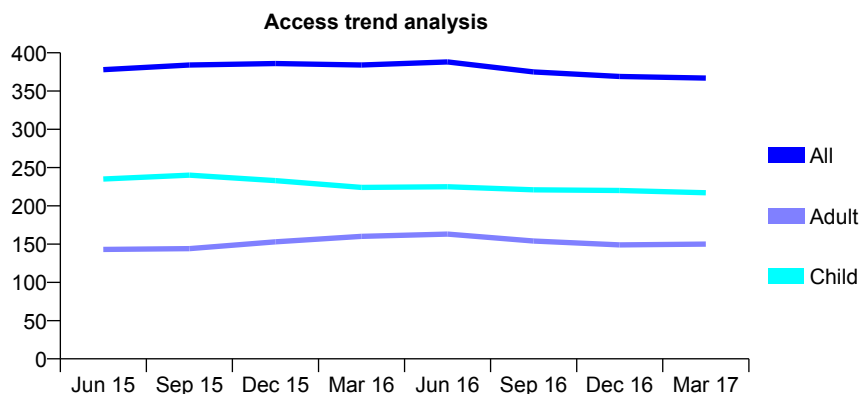
7A1 - Vital Signs At a Glance Contract Report for 635030/0001 - Year end March 2017

Name or company name	MR BV OWEN
Contract type name	GDS Contract
Purpose of contract	General
Contract start date	01/04/2006
Contract end date	

16/17 Contracted general activity (UDA)	1,130
Carry forward general activity (UDA)	0
16/17 Contracted orthodontic activity (UOA)	0
Carry forward orthodontic activity (UOA)	0
Baseline contract value	£28,376.17

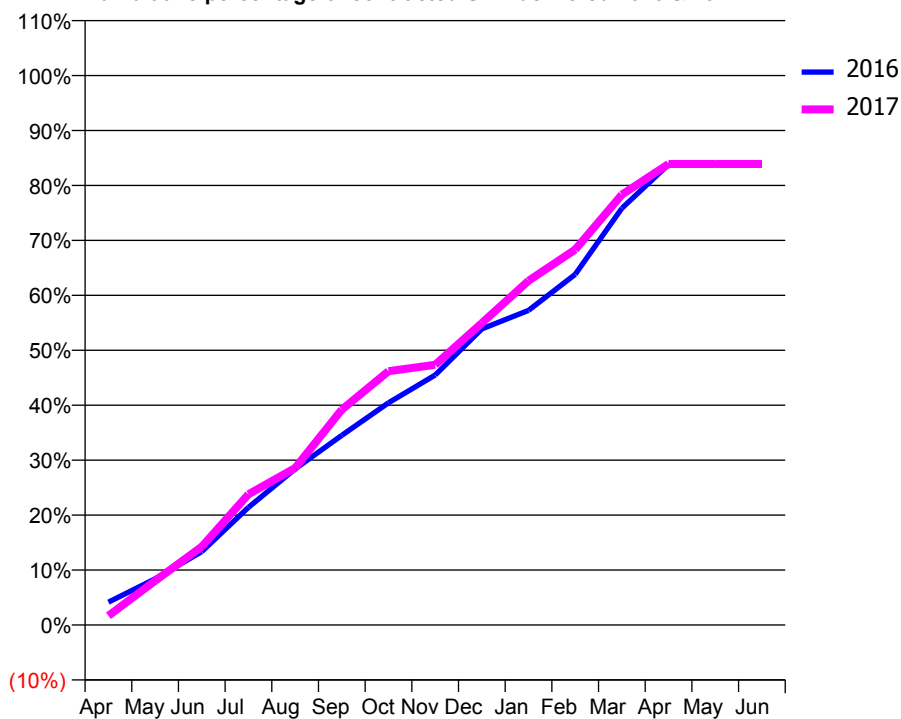
ACCESS*

Patients seen in 24 months	Total	Change since previous quarter
Quarter ending March 2016	384	
Quarter ending June 2016	388	→
Quarter ending September 2016	375	↓
Quarter ending December 2016	369	↓
Quarter ending March 2017	367	→
Variance since March 2016	(4.4%)	↓



ACTIVITY

Cumulative percentage of contracted UDA delivered 2016 & 2017



Month	Adjusted Scheduled Activity (UDA)	
	2016	2017
April	47	19
May	95	91
June	151	161
July	242	269
August	321	323
September	390	443
October	457	522
November	514	535
December	609	621
January	647	708
February	721	772
March	857	885
April	947	948
May	947	948
June	947	948

QUALITY

	Quantity	Base Number	Contract	LHB	Wales
% of FP17s for the same patient ID Re-attending within 3 months - Children	32	391	8.2%	8.0%	11.3%
% of FP17s for the same patient ID Re-attending within 3 months - Adults	14	166	8.4%	13.8%	16.7%
% of FP17s for the same patient ID Re-attending between 3 & 9 months - Children	277	391	70.8%	58.8%	58.0%
% of FP17s for the same patient ID Re-attending between 3 & 9 months - Adults	106	166	63.9%	53.2%	53.7%
% of FP17s for Band 1 Urgent Courses	0	529	0.0%	8.1%	8.9%
% of FP17s Relating to Free Repair or Replacements	0	529	0.0%	0.8%	0.7%
% of FP17s Relating to Continuations	11	529	2.1%	1.0%	0.9%
% of Patients satisfied with the dentistry they have received	0	0	N/A	93.6%	93.9%
% of Patients satisfied with the time they had to wait for an appointment	0	0	N/A	89.3%	88.4%

* This is based on patients treated on this contract for their most recent course of treatment. Figures in italics indicate the base number of FP17s or Patient Questionnaire responses are less than 100. N/A is shown where the base number of responses is less than 10 during the period. % is calculated as Quantity/Base number*100

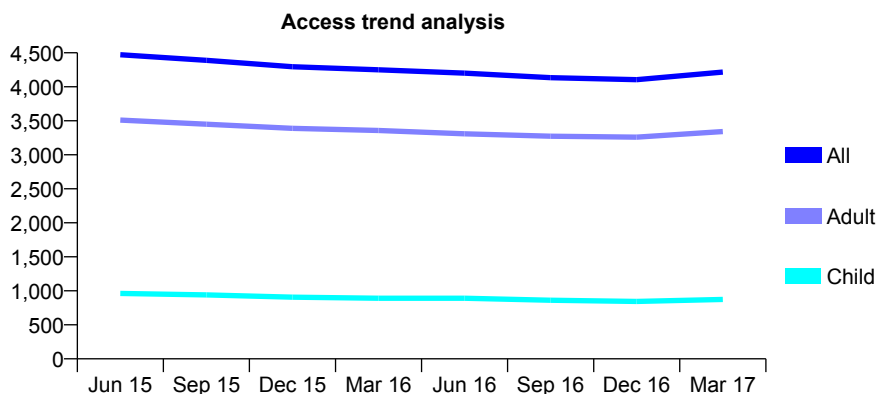
7A1 - Vital Signs At a Glance Contract Report for 639095/0001 - Year end March 2017

Name or company name	MR MA HORTON
Contract type name	GDS Contract
Purpose of contract	General
Contract start date	01/04/2006
Contract end date	

16/17 Contracted general activity (UDA)	14,832
Carry forward general activity (UDA)	0
16/17 Contracted orthodontic activity (UOA)	0
Carry forward orthodontic activity (UOA)	0
Baseline contract value	£417,908.35

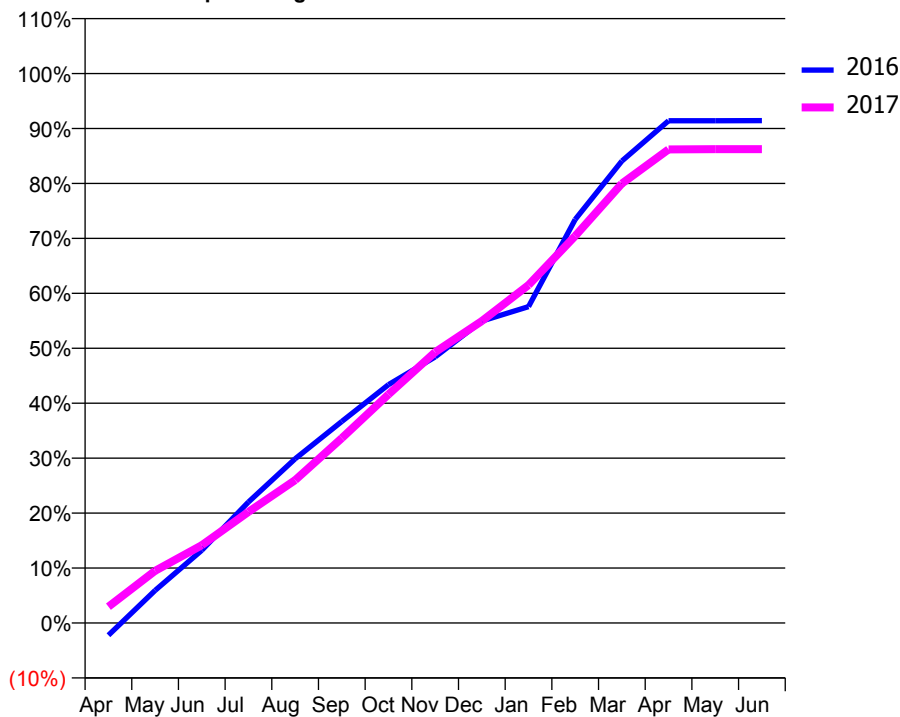
ACCESS*

Patients seen in 24 months	Total	Change since previous quarter
Quarter ending March 2016	4,250	
Quarter ending June 2016	4,200	↓
Quarter ending September 2016	4,134	↓
Quarter ending December 2016	4,104	→
Quarter ending March 2017	4,216	↑
Variance since March 2016	(0.8%)	→



ACTIVITY

Cumulative percentage of contracted UDA delivered 2016 & 2017



Adjusted Scheduled Activity (UDA)

Month	2016	2017
April	-332	441
May	881	1,410
June	1,962	2,101
July	3,266	2,999
August	4,432	3,857
September	5,440	4,991
October	6,432	6,170
November	7,182	7,311
December	8,149	8,149
January	8,541	9,121
February	10,892	10,447
March	12,469	11,860
April	13,558	12,782
May	13,558	12,788
June	13,561	12,791

QUALITY

	Quantity	Base Number	Contract	LHB	Wales
% of FP17s for the same patient ID Re-attending within 3 months - Children	109	1,369	8.0%	8.0%	11.3%
% of FP17s for the same patient ID Re-attending within 3 months - Adults	794	5,253	15.1%	13.8%	16.7%
% of FP17s for the same patient ID Re-attending between 3 & 9 months - Children	838	1,369	61.2%	58.8%	58.0%
% of FP17s for the same patient ID Re-attending between 3 & 9 months - Adults	3,029	5,253	57.7%	53.2%	53.7%
% of FP17s for Band 1 Urgent Courses	477	6,651	7.2%	8.1%	8.9%
% of FP17s Relating to Free Repair or Replacements	107	6,651	1.6%	0.8%	0.7%
% of FP17s Relating to Continuations	71	6,651	1.1%	1.0%	0.9%
% of Patients satisfied with the dentistry they have received	31	36	86.1%	93.6%	93.9%
% of Patients satisfied with the time they had to wait for an appointment	30	36	83.3%	89.3%	88.4%

* This is based on patients treated on this contract for their most recent course of treatment. Figures in italics indicate the base number of FP17s or Patient Questionnaire responses are less than 100. N/A is shown where the base number of responses is less than 10 during the period. % is calculated as Quantity/Base number*100

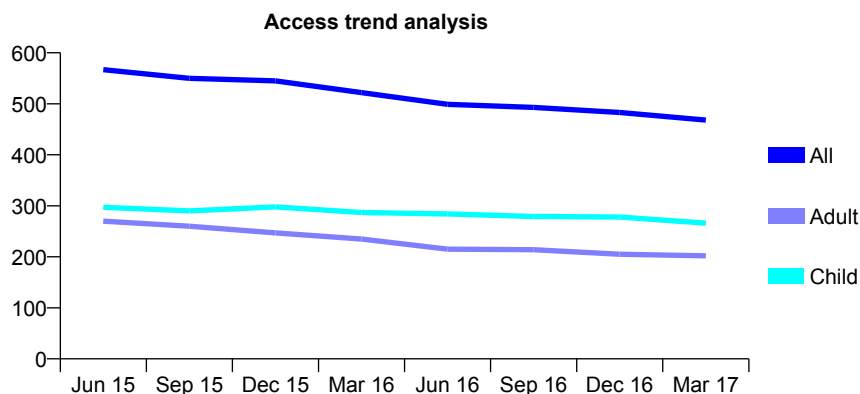
7A1 - Vital Signs At a Glance Contract Report for 641820/0001 - Year end March 2017

Name or company name	MR AP WOOLLEY
Contract type name	GDS Contract
Purpose of contract	General
Contract start date	01/04/2006
Contract end date	

16/17 Contracted general activity (UDA)	1,300
Carry forward general activity (UDA)	21
16/17 Contracted orthodontic activity (UOA)	0
Carry forward orthodontic activity (UOA)	0
Baseline contract value	£31,487.26

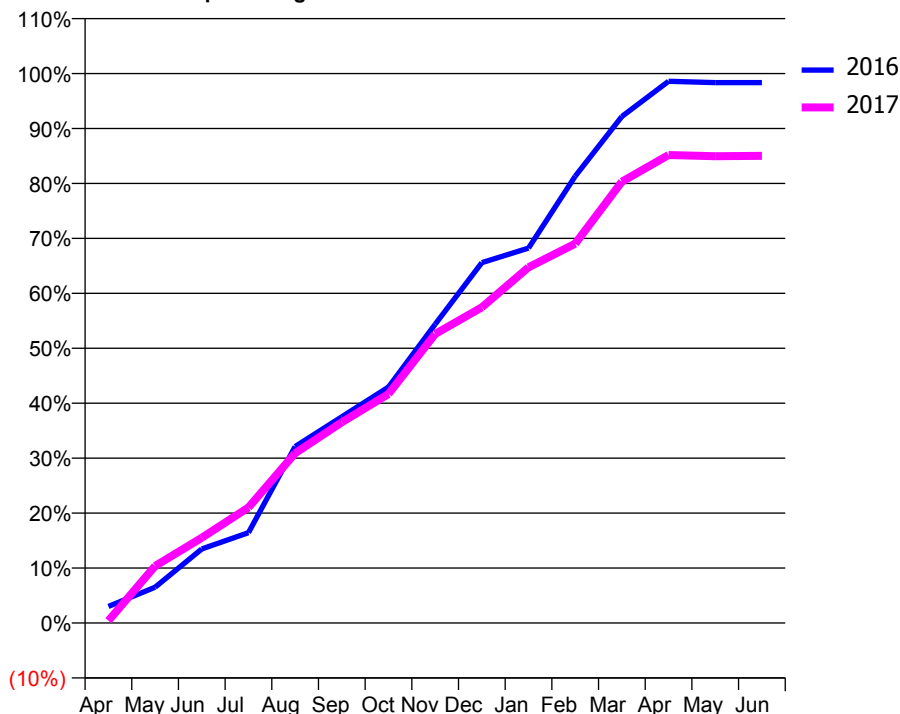
ACCESS*

Patients seen in 24 months	Total	Change since previous quarter
Quarter ending March 2016	522	
Quarter ending June 2016	499	↓
Quarter ending September 2016	493	↓
Quarter ending December 2016	483	↓
Quarter ending March 2017	468	↓
Variance since March 2016	(10.3%)	↓



ACTIVITY

Cumulative percentage of contracted UDA delivered 2016 & 2017



Adjusted Scheduled Activity (UDA)

Month	2016	2017
April	39	5
May	85	135
June	175	202
July	214	273
August	417	402
September	488	475
October	558	542
November	707	684
December	853	747
January	887	841
February	1,057	897
March	1,198	1,044
April	1,282	1,107
May	1,279	1,104
June	1,279	1,105

QUALITY

	Quantity	Base Number	Contract	LHB	Wales
% of FP17s for the same patient ID Re-attending within 3 months - Children	33	420	7.9%	8.0%	11.3%
% of FP17s for the same patient ID Re-attending within 3 months - Adults	25	229	10.9%	13.8%	16.7%
% of FP17s for the same patient ID Re-attending between 3 & 9 months - Children	240	420	57.1%	58.8%	58.0%
% of FP17s for the same patient ID Re-attending between 3 & 9 months - Adults	147	229	64.2%	53.2%	53.7%
% of FP17s for Band 1 Urgent Courses	36	645	5.6%	8.1%	8.9%
% of FP17s Relating to Free Repair or Replacements	0	645	0.0%	0.8%	0.7%
% of FP17s Relating to Continuations	0	645	0.0%	1.0%	0.9%
% of Patients satisfied with the dentistry they have received	2	2	N/A	93.6%	93.9%
% of Patients satisfied with the time they had to wait for an appointment	1	2	N/A	89.3%	88.4%

* This is based on patients treated on this contract for their most recent course of treatment. Figures in italics indicate the base number of FP17s or Patient Questionnaire responses are less than 100. N/A is shown where the base number of responses is less than 10 during the period. % is calculated as Quantity/Base number*100

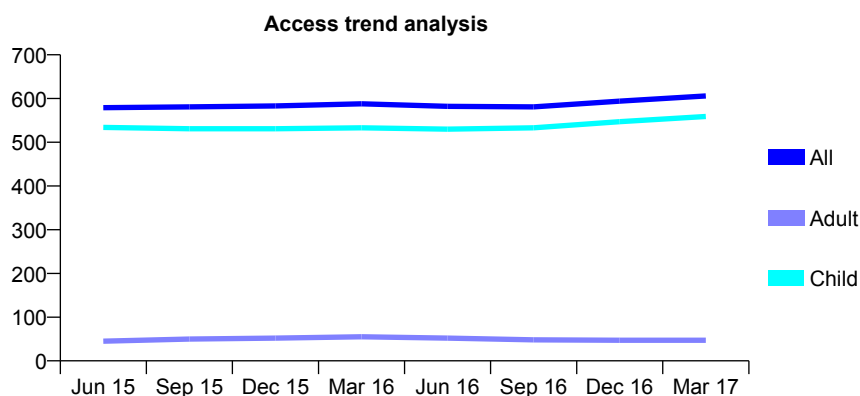
7A1 - Vital Signs At a Glance Contract Report for 678589/0001 - Year end March 2017

Name or company name	MR FQ HEWITT
Contract type name	GDS Contract
Purpose of contract	General
Contract start date	01/04/2009
Contract end date	

16/17 Contracted general activity (UDA)	1,129
Carry forward general activity (UDA)	-4
16/17 Contracted orthodontic activity (UOA)	0
Carry forward orthodontic activity (UOA)	0
Baseline contract value	£26,934.86

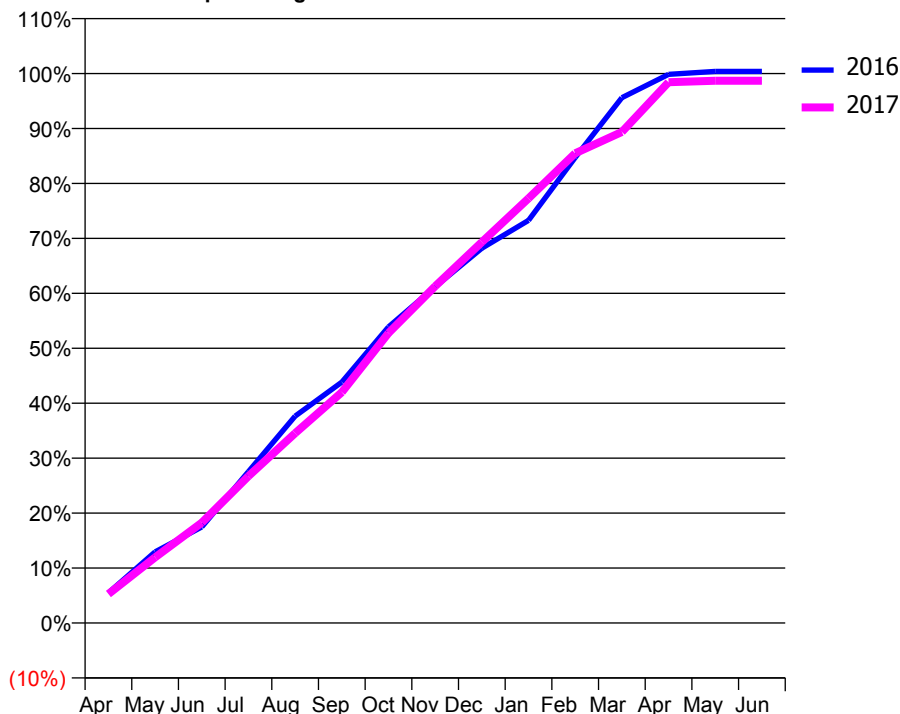
ACCESS*

Patients seen in 24 months	Total	Change since previous quarter
Quarter ending March 2016	588	
Quarter ending June 2016	582	↓
Quarter ending September 2016	581	→
Quarter ending December 2016	594	↑
Quarter ending March 2017	606	↑
Variance since March 2016	3.1%	↑



ACTIVITY

Cumulative percentage of contracted UDA delivered 2016 & 2017



Adjusted Scheduled Activity (UDA)

Month	2016	2017
April	62	60
May	146	135
June	197	206
July	311	302
August	425	390
September	495	474
October	608	596
November	691	692
December	770	783
January	827	872
February	956	965
March	1,079	1,009
April	1,127	1,111
May	1,133	1,114
June	1,133	1,114

QUALITY

	Quantity	Base Number	Contract	LHB	Wales
% of FP17s for the same patient ID Re-attending within 3 months - Children	67	772	8.7%	8.0%	11.3%
% of FP17s for the same patient ID Re-attending within 3 months - Adults	2	21	9.5%	13.8%	16.7%
% of FP17s for the same patient ID Re-attending between 3 & 9 months - Children	441	772	57.1%	58.8%	58.0%
% of FP17s for the same patient ID Re-attending between 3 & 9 months - Adults	11	21	52.4%	53.2%	53.7%
% of FP17s for Band 1 Urgent Courses	40	828	4.8%	8.1%	8.9%
% of FP17s Relating to Free Repair or Replacements	0	828	0.0%	0.8%	0.7%
% of FP17s Relating to Continuations	9	828	1.1%	1.0%	0.9%
% of Patients satisfied with the dentistry they have received	1	1	N/A	93.6%	93.9%
% of Patients satisfied with the time they had to wait for an appointment	1	1	N/A	89.3%	88.4%

* This is based on patients treated on this contract for their most recent course of treatment. Figures in italics indicate the base number of FP17s or Patient Questionnaire responses are less than 100. N/A is shown where the base number of responses is less than 10 during the period. % is calculated as Quantity/Base number*100

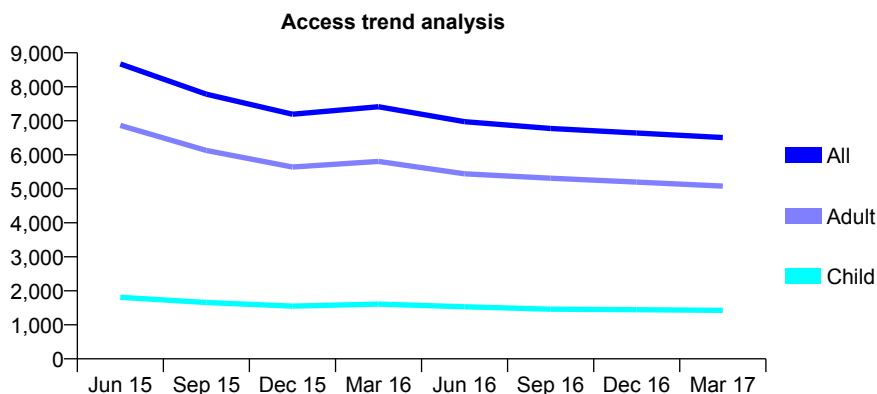
7A1 - Vital Signs At a Glance Contract Report for 682365/0001 - Year end March 2017

Name or company name	MR QM JAFFRI
Contract type name	GDS Contract
Purpose of contract	General
Contract start date	01/04/2006
Contract end date	

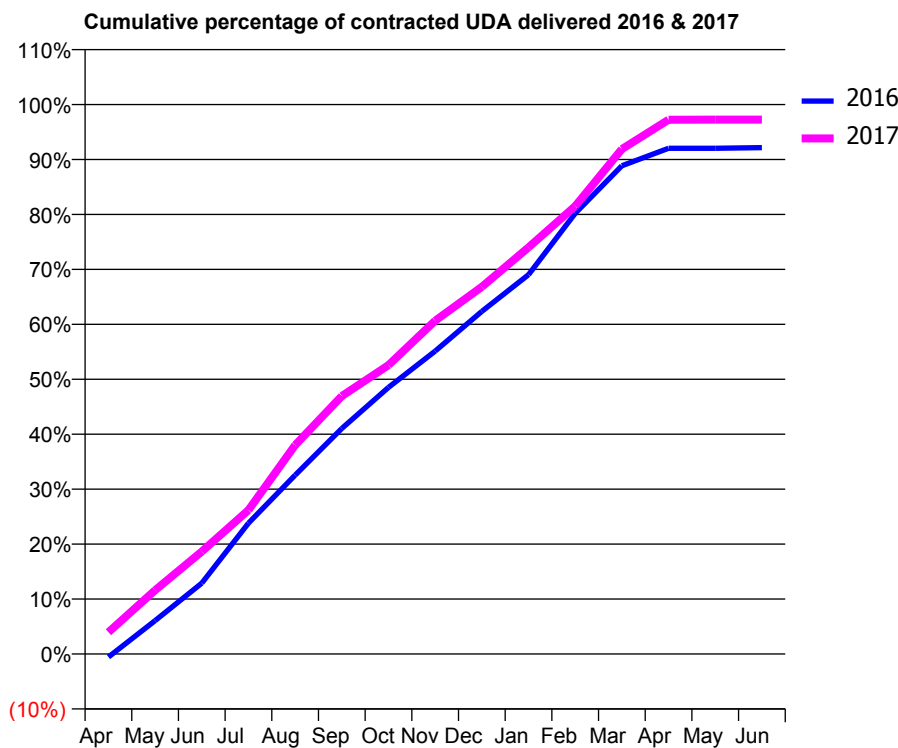
16/17 Contracted general activity (UDA)	18,931
Carry forward general activity (UDA)	0
16/17 Contracted orthodontic activity (UOA)	0
Carry forward orthodontic activity (UOA)	0
Baseline contract value	£446,201.70

ACCESS*

Patients seen in 24 months	Total	Change since previous quarter
Quarter ending March 2016	7,415	
Quarter ending June 2016	6,973	↓
Quarter ending September 2016	6,775	↓
Quarter ending December 2016	6,643	↓
Quarter ending March 2017	6,506	↓
Variance since March 2016	(12.3%)	↓



ACTIVITY



Month	Adjusted Scheduled Activity (UDA)	
	2016	2017
April	-106	752
May	1,149	2,200
June	2,442	3,532
July	4,508	4,960
August	6,162	7,198
September	7,771	8,887
October	9,184	9,951
November	10,436	11,481
December	11,805	12,648
January	13,068	14,008
February	15,179	15,429
March	16,822	17,397
April	17,424	18,405
May	17,422	18,410
June	17,444	18,409

QUALITY

	Quantity	Base Number	Contract	LHB	Wales
% of FP17s for the same patient ID Re-attending within 3 months - Children	119	2,006	5.9%	8.0%	11.3%
% of FP17s for the same patient ID Re-attending within 3 months - Adults	1,087	7,364	14.8%	13.8%	16.7%
% of FP17s for the same patient ID Re-attending between 3 & 9 months - Children	1,279	2,006	63.8%	58.8%	58.0%
% of FP17s for the same patient ID Re-attending between 3 & 9 months - Adults	4,475	7,364	60.8%	53.2%	53.7%
% of FP17s for Band 1 Urgent Courses	839	9,504	8.8%	8.1%	8.9%
% of FP17s Relating to Free Repair or Replacements	128	9,504	1.3%	0.8%	0.7%
% of FP17s Relating to Continuations	86	9,504	0.9%	1.0%	0.9%
% of Patients satisfied with the dentistry they have received	9	10	90.0%	93.6%	93.9%
% of Patients satisfied with the time they had to wait for an appointment	8	10	80.0%	89.3%	88.4%

* This is based on patients treated on this contract for their most recent course of treatment. Figures in italics indicate the base number of FP17s or Patient Questionnaire responses are less than 100. N/A is shown where the base number of responses is less than 10 during the period. % is calculated as Quantity/Base number*100

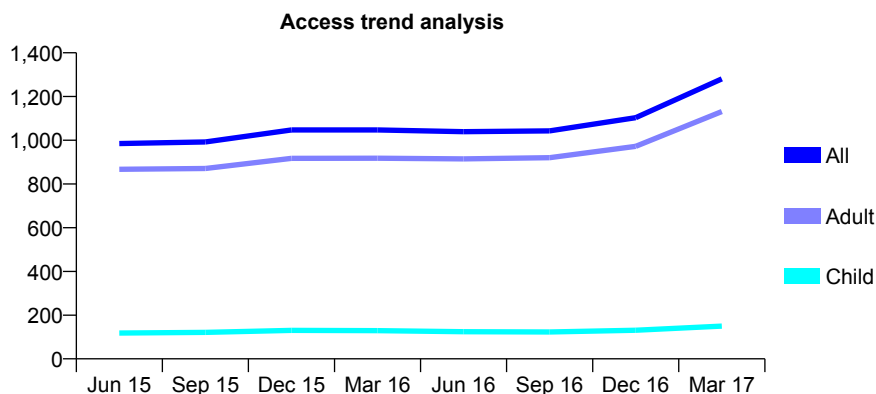
7A1 - Vital Signs At a Glance Contract Report for 682365/0006 - Year end March 2017

Name or company name	MR QM JAFFRI
Contract type name	GDS Contract
Purpose of contract	General
Contract start date	01/01/2010
Contract end date	

16/17 Contracted general activity (UDA)	5,318
Carry forward general activity (UDA)	-191
16/17 Contracted orthodontic activity (UOA)	0
Carry forward orthodontic activity (UOA)	0
Baseline contract value	£136,715.22

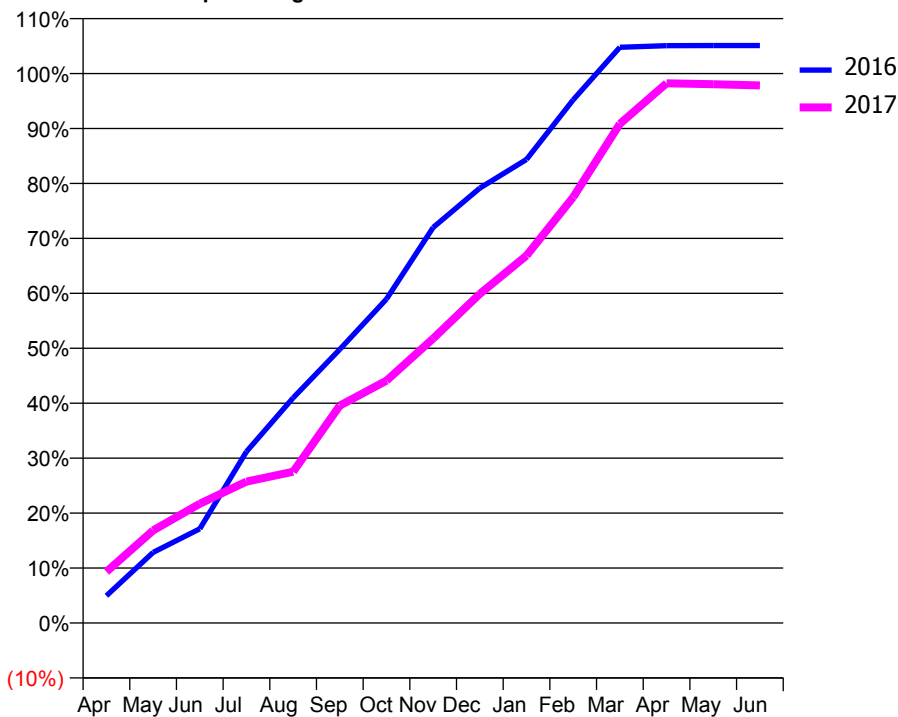
ACCESS*

Patients seen in 24 months	Total	Change since previous quarter
Quarter ending March 2016	1,047	
Quarter ending June 2016	1,039	→
Quarter ending September 2016	1,043	→
Quarter ending December 2016	1,103	↑
Quarter ending March 2017	1,281	↑
Variance since March 2016	22.3%	↑



ACTIVITY

Cumulative percentage of contracted UDA delivered 2016 & 2017



Adjusted Scheduled Activity (UDA)

Month	2016	2017
April	189	496
May	491	896
June	655	1,155
July	1,191	1,368
August	1,565	1,465
September	1,902	2,104
October	2,251	2,345
November	2,748	2,753
December	3,022	3,186
January	3,221	3,556
February	3,636	4,121
March	4,000	4,831
April	4,011	5,223
May	4,012	5,214
June	4,012	5,203

QUALITY

	Quantity	Base Number	Contract	LHB	Wales
% of FP17s for the same patient ID Re-attending within 3 months - Children	10	229	4.4%	8.0%	11.3%
% of FP17s for the same patient ID Re-attending within 3 months - Adults	281	1,872	15.0%	13.8%	16.7%
% of FP17s for the same patient ID Re-attending between 3 & 9 months - Children	139	229	60.7%	58.8%	58.0%
% of FP17s for the same patient ID Re-attending between 3 & 9 months - Adults	1,073	1,872	57.3%	53.2%	53.7%
% of FP17s for Band 1 Urgent Courses	140	2,191	6.4%	8.1%	8.9%
% of FP17s Relating to Free Repair or Replacements	34	2,191	1.6%	0.8%	0.7%
% of FP17s Relating to Continuations	40	2,191	1.8%	1.0%	0.9%
% of Patients satisfied with the dentistry they have received	8	8	N/A	93.6%	93.9%
% of Patients satisfied with the time they had to wait for an appointment	6	8	N/A	89.3%	88.4%

* This is based on patients treated on this contract for their most recent course of treatment. Figures in italics indicate the base number of FP17s or Patient Questionnaire responses are less than 100. N/A is shown where the base number of responses is less than 10 during the period. % is calculated as Quantity/Base number*100

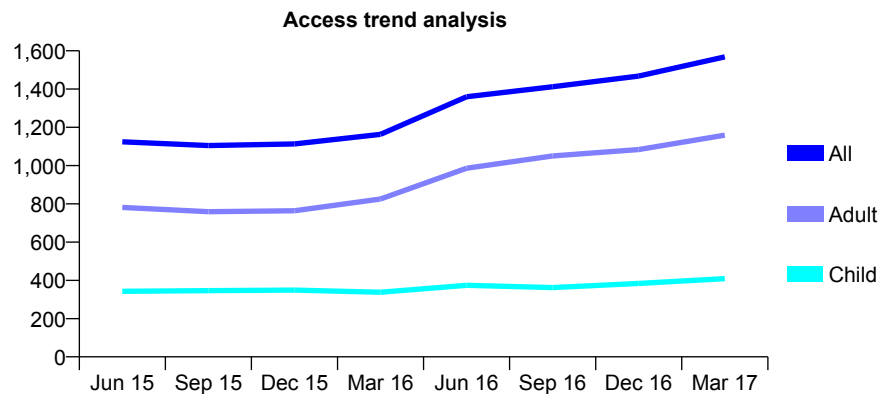
7A1 - Vital Signs At a Glance Contract Report for 682365/0008 - Year end March 2017

Name or company name	MR QM JAFFRI
Contract type name	GDS Contract
Purpose of contract	General
Contract start date	01/07/2010
Contract end date	

16/17 Contracted general activity (UDA)	5,521
Carry forward general activity (UDA)	0
16/17 Contracted orthodontic activity (UOA)	0
Carry forward orthodontic activity (UOA)	0
Baseline contract value	£135,124.97

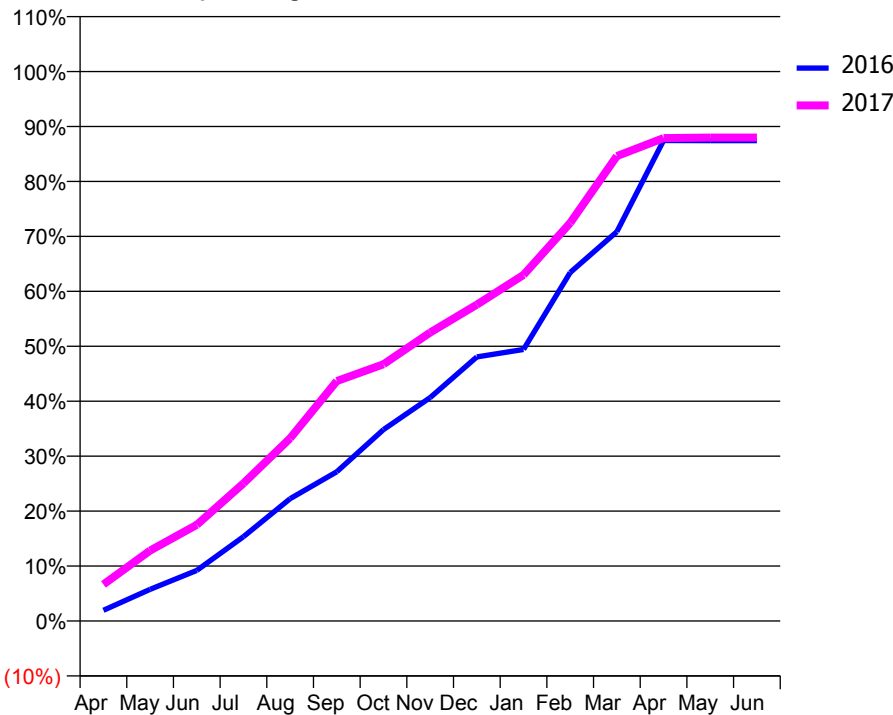
ACCESS*

Patients seen in 24 months	Total	Change since previous quarter
Quarter ending March 2016	1,163	
Quarter ending June 2016	1,360	↑
Quarter ending September 2016	1,412	↑
Quarter ending December 2016	1,468	↑
Quarter ending March 2017	1,568	↑
Variance since March 2016	34.8%	↑



ACTIVITY

Cumulative percentage of contracted UDA delivered 2016 & 2017



Month	Adjusted Scheduled Activity (UDA)	
	2016	2017
April	79	368
May	231	708
June	370	966
July	618	1,383
August	895	1,836
September	1,092	2,411
October	1,401	2,580
November	1,635	2,899
December	1,932	3,179
January	1,987	3,477
February	2,550	4,000
March	2,848	4,671
April	3,516	4,853
May	3,515	4,858
June	3,515	4,858

QUALITY

	Quantity	Base Number	Contract	LHB	Wales
% of FP17s for the same patient ID Re-attending within 3 months - Children	47	530	8.9%	8.0%	11.3%
% of FP17s for the same patient ID Re-attending within 3 months - Adults	242	1,515	16.0%	13.8%	16.7%
% of FP17s for the same patient ID Re-attending between 3 & 9 months - Children	244	530	46.0%	58.8%	58.0%
% of FP17s for the same patient ID Re-attending between 3 & 9 months - Adults	522	1,515	34.5%	53.2%	53.7%
% of FP17s for Band 1 Urgent Courses	178	1,890	9.4%	8.1%	8.9%
% of FP17s Relating to Free Repair or Replacements	11	1,890	0.6%	0.8%	0.7%
% of FP17s Relating to Continuations	36	1,890	1.9%	1.0%	0.9%
% of Patients satisfied with the dentistry they have received	3	6	N/A	93.6%	93.9%
% of Patients satisfied with the time they had to wait for an appointment	5	6	N/A	89.3%	88.4%

* This is based on patients treated on this contract for their most recent course of treatment. Figures in italics indicate the base number of FP17s or Patient Questionnaire responses are less than 100. N/A is shown where the base number of responses is less than 10 during the period. % is calculated as Quantity/Base number*100

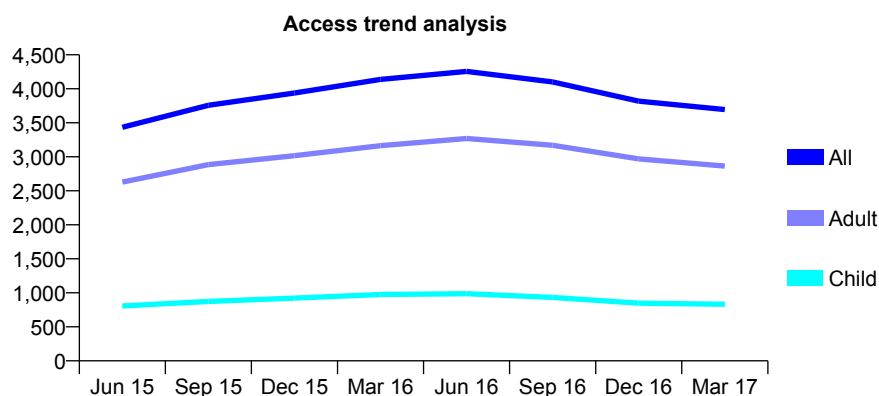
7A1 - Vital Signs At a Glance Contract Report for 682365/0011 - Year end March 2017

Name or company name	MR QM JAFFRI
Contract type name	GDS Contract
Purpose of contract	General
Contract start date	01/10/2014
Contract end date	

16/17 Contracted general activity (UDA)	10,518
Carry forward general activity (UDA)	0
16/17 Contracted orthodontic activity (UOA)	0
Carry forward orthodontic activity (UOA)	0
Baseline contract value	£247,907.68

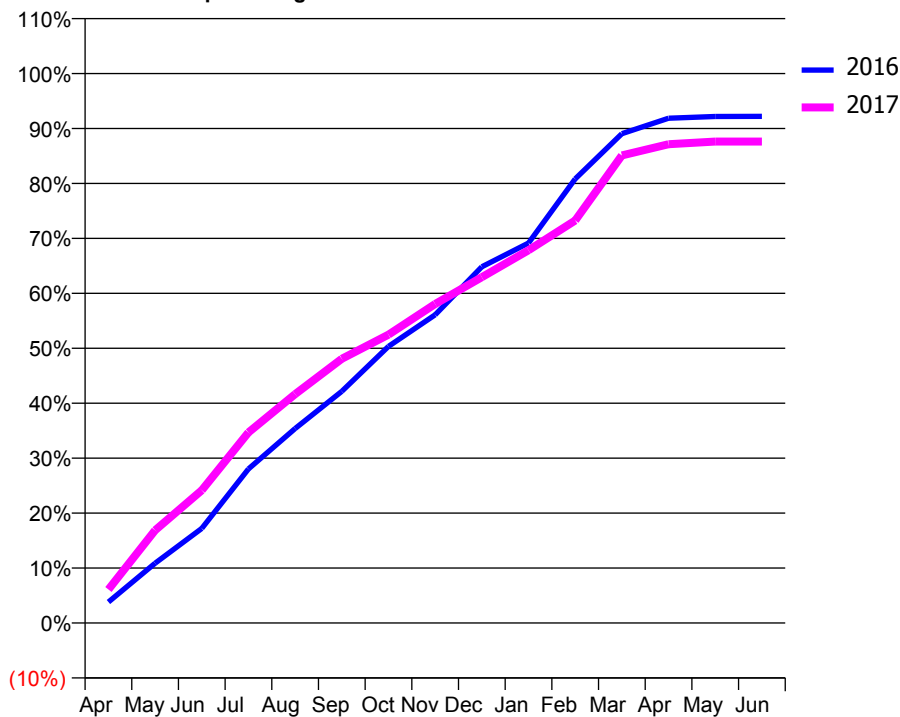
ACCESS*

Patients seen in 24 months	Total	Change since previous quarter
Quarter ending March 2016	4,138	
Quarter ending June 2016	4,256	↑
Quarter ending September 2016	4,101	↓
Quarter ending December 2016	3,818	↓
Quarter ending March 2017	3,696	↓
Variance since March 2016	(10.7%)	↓



ACTIVITY

Cumulative percentage of contracted UDA delivered 2016 & 2017



Month	Adjusted Scheduled Activity (UDA)	
	2016	2017
April	516	642
May	1,472	1,776
June	2,329	2,541
July	3,789	3,649
August	4,785	4,381
September	5,701	5,057
October	6,805	5,519
November	7,582	6,108
December	8,764	6,621
January	9,346	7,135
February	10,924	7,704
March	12,036	8,950
April	12,418	9,164
May	12,460	9,215
June	12,464	9,215

QUALITY

	Quantity	Base Number	Contract	LHB	Wales
% of FP17s for the same patient ID Re-attending within 3 months - Children	115	1,255	9.2%	8.0%	11.3%
% of FP17s for the same patient ID Re-attending within 3 months - Adults	797	4,525	17.6%	13.8%	16.7%
% of FP17s for the same patient ID Re-attending between 3 & 9 months - Children	799	1,255	63.7%	58.8%	58.0%
% of FP17s for the same patient ID Re-attending between 3 & 9 months - Adults	2,767	4,525	61.1%	53.2%	53.7%
% of FP17s for Band 1 Urgent Courses	514	5,605	9.2%	8.1%	8.9%
% of FP17s Relating to Free Repair or Replacements	48	5,605	0.9%	0.8%	0.7%
% of FP17s Relating to Continuations	32	5,605	0.6%	1.0%	0.9%
% of Patients satisfied with the dentistry they have received	9	11	81.8%	93.6%	93.9%
% of Patients satisfied with the time they had to wait for an appointment	9	11	81.8%	89.3%	88.4%

* This is based on patients treated on this contract for their most recent course of treatment. Figures in italics indicate the base number of FP17s or Patient Questionnaire responses are less than 100. N/A is shown where the base number of responses is less than 10 during the period. % is calculated as Quantity/Base number*100

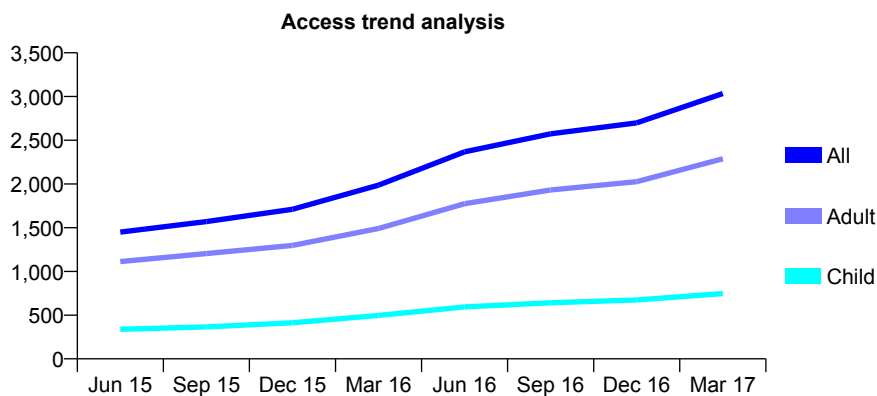
7A1 - Vital Signs At a Glance Contract Report for 682365/0012 - Year end March 2017

Name or company name	MR QM JAFFRI
Contract type name	GDS Contract
Purpose of contract	General
Contract start date	01/10/2014
Contract end date	

16/17 Contracted general activity (UDA)	9,628
Carry forward general activity (UDA)	0
16/17 Contracted orthodontic activity (UOA)	0
Carry forward orthodontic activity (UOA)	0
Baseline contract value	£224,071.62

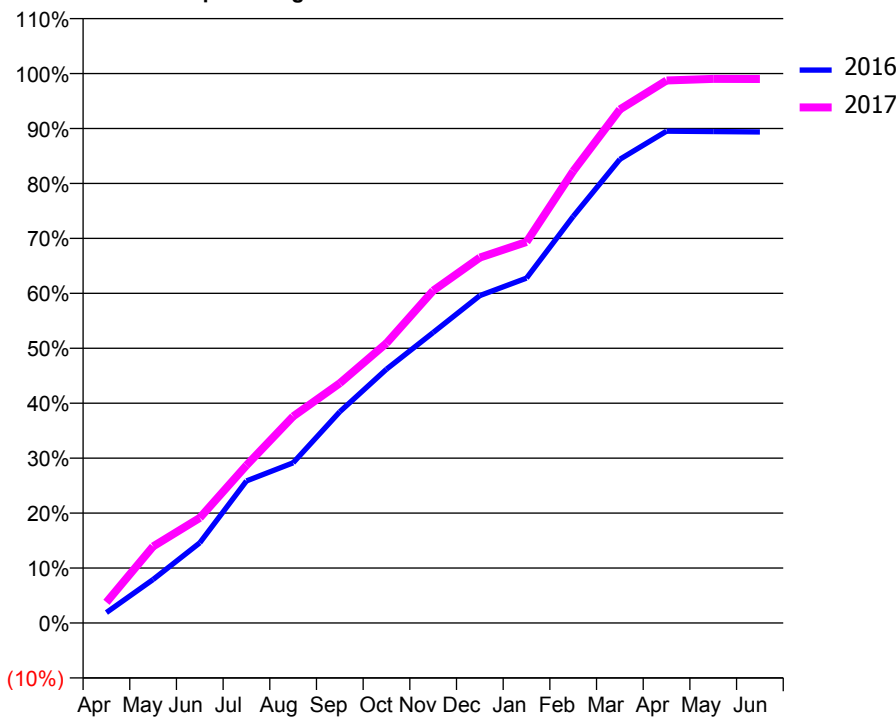
ACCESS*

Patients seen in 24 months	Total	Change since previous quarter
Quarter ending March 2016	1,986	
Quarter ending June 2016	2,368	↑
Quarter ending September 2016	2,573	↑
Quarter ending December 2016	2,699	↑
Quarter ending March 2017	3,034	↑
Variance since March 2016	52.8%	↑



ACTIVITY

Cumulative percentage of contracted UDA delivered 2016 & 2017



Adjusted Scheduled Activity (UDA)

Month	2016	2017
April	140	364
May	584	1,342
June	1,075	1,843
July	1,904	2,763
August	2,146	3,620
September	2,830	4,203
October	3,401	4,903
November	3,892	5,824
December	4,387	6,403
January	4,621	6,677
February	5,448	7,917
March	6,212	8,999
April	6,590	9,506
May	6,584	9,533
June	6,580	9,532

QUALITY

	Quantity	Base Number	Contract	LHB	Wales
% of FP17s for the same patient ID Re-attending within 3 months - Children	18	964	1.9%	8.0%	11.3%
% of FP17s for the same patient ID Re-attending within 3 months - Adults	154	3,015	5.1%	13.8%	16.7%
% of FP17s for the same patient ID Re-attending between 3 & 9 months - Children	459	964	47.6%	58.8%	58.0%
% of FP17s for the same patient ID Re-attending between 3 & 9 months - Adults	1,573	3,015	52.2%	53.2%	53.7%
% of FP17s for Band 1 Urgent Courses	165	4,070	4.1%	8.1%	8.9%
% of FP17s Relating to Free Repair or Replacements	15	4,070	0.4%	0.8%	0.7%
% of FP17s Relating to Continuations	8	4,070	0.2%	1.0%	0.9%
% of Patients satisfied with the dentistry they have received	8	9	N/A	93.6%	93.9%
% of Patients satisfied with the time they had to wait for an appointment	8	9	N/A	89.3%	88.4%

* This is based on patients treated on this contract for their most recent course of treatment. Figures in italics indicate the base number of FP17s or Patient Questionnaire responses are less than 100. N/A is shown where the base number of responses is less than 10 during the period. % is calculated as Quantity/Base number*100

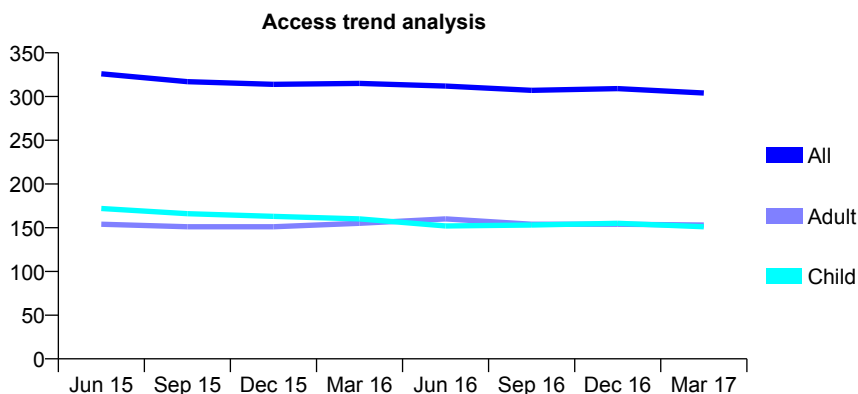
7A1 - Vital Signs At a Glance Contract Report for 725714/0001 - Year end March 2017

Name or company name	MRS EM COWARD
Contract type name	GDS Contract
Purpose of contract	General
Contract start date	01/04/2006
Contract end date	

16/17 Contracted general activity (UDA)	750
Carry forward general activity (UDA)	9
16/17 Contracted orthodontic activity (UOA)	0
Carry forward orthodontic activity (UOA)	0
Baseline contract value	£15,959.89

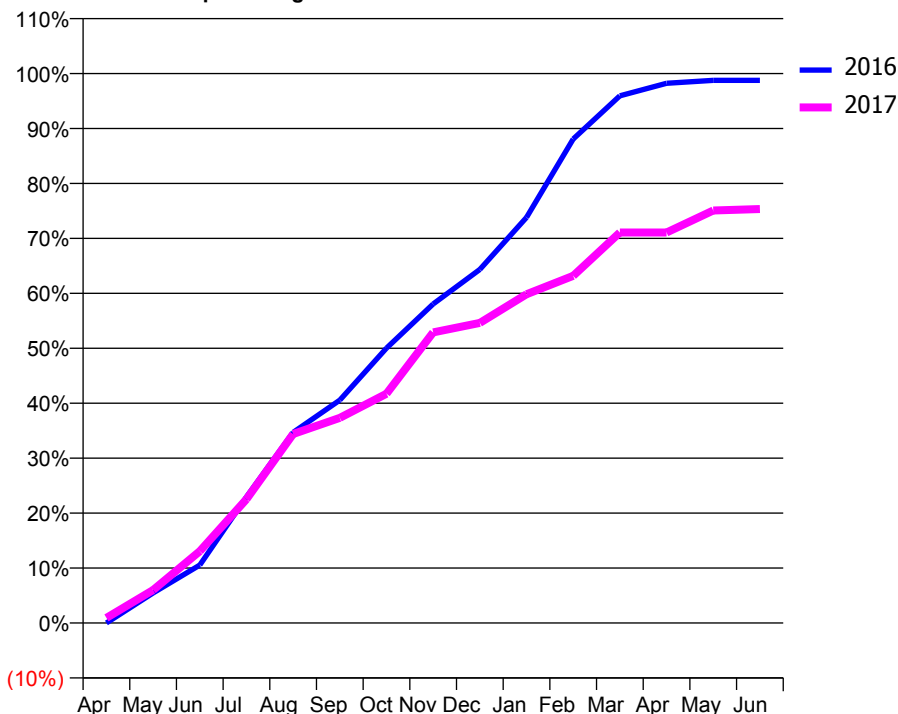
ACCESS*

Patients seen in 24 months	Total	Change since previous quarter
Quarter ending March 2016	315	
Quarter ending June 2016	312	→
Quarter ending September 2016	307	↓
Quarter ending December 2016	309	→
Quarter ending March 2017	304	↓
Variance since March 2016	(3.5%)	↓



ACTIVITY

Cumulative percentage of contracted UDA delivered 2016 & 2017



Adjusted Scheduled Activity (UDA)

Month	2016	2017
April	0	7
May	41	45
June	79	98
July	172	169
August	260	258
September	304	280
October	375	313
November	435	397
December	483	410
January	554	449
February	661	474
March	720	533
April	737	533
May	741	563
June	741	565

QUALITY

	Quantity	Base Number	Contract	LHB	Wales
% of FP17s for the same patient ID Re-attending within 3 months - Children	6	223	2.7%	8.0%	11.3%
% of FP17s for the same patient ID Re-attending within 3 months - Adults	8	139	5.8%	13.8%	16.7%
% of FP17s for the same patient ID Re-attending between 3 & 9 months - Children	143	223	64.1%	58.8%	58.0%
% of FP17s for the same patient ID Re-attending between 3 & 9 months - Adults	67	139	48.2%	53.2%	53.7%
% of FP17s for Band 1 Urgent Courses	5	365	1.4%	8.1%	8.9%
% of FP17s Relating to Free Repair or Replacements	0	365	0.0%	0.8%	0.7%
% of FP17s Relating to Continuations	3	365	0.8%	1.0%	0.9%
% of Patients satisfied with the dentistry they have received	0	0	N/A	93.6%	93.9%
% of Patients satisfied with the time they had to wait for an appointment	0	0	N/A	89.3%	88.4%

* This is based on patients treated on this contract for their most recent course of treatment. Figures in italics indicate the base number of FP17s or Patient Questionnaire responses are less than 100. N/A is shown where the base number of responses is less than 10 during the period. % is calculated as Quantity/Base number*100

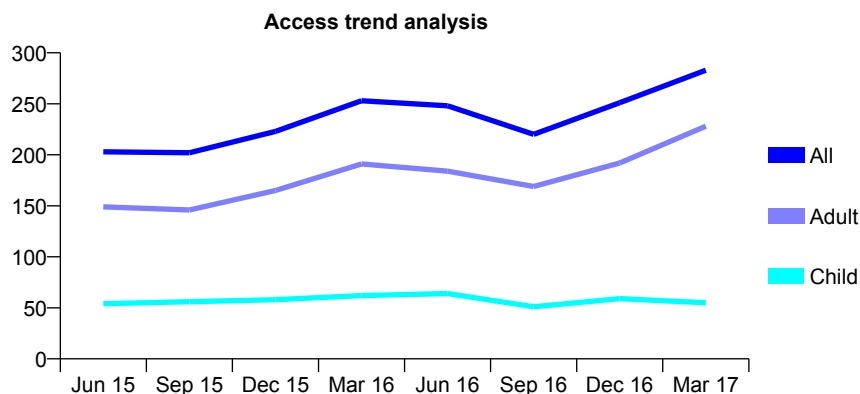
7A1 - Vital Signs At a Glance Contract Report for 732419/0001 - Year end March 2017

Name or company name	MISS AH LANE
Contract type name	GDS Contract
Purpose of contract	General
Contract start date	01/04/2006
Contract end date	

16/17 Contracted general activity (UDA)	2,232
Carry forward general activity (UDA)	-37
16/17 Contracted orthodontic activity (UOA)	0
Carry forward orthodontic activity (UOA)	0
Baseline contract value	£62,747.19

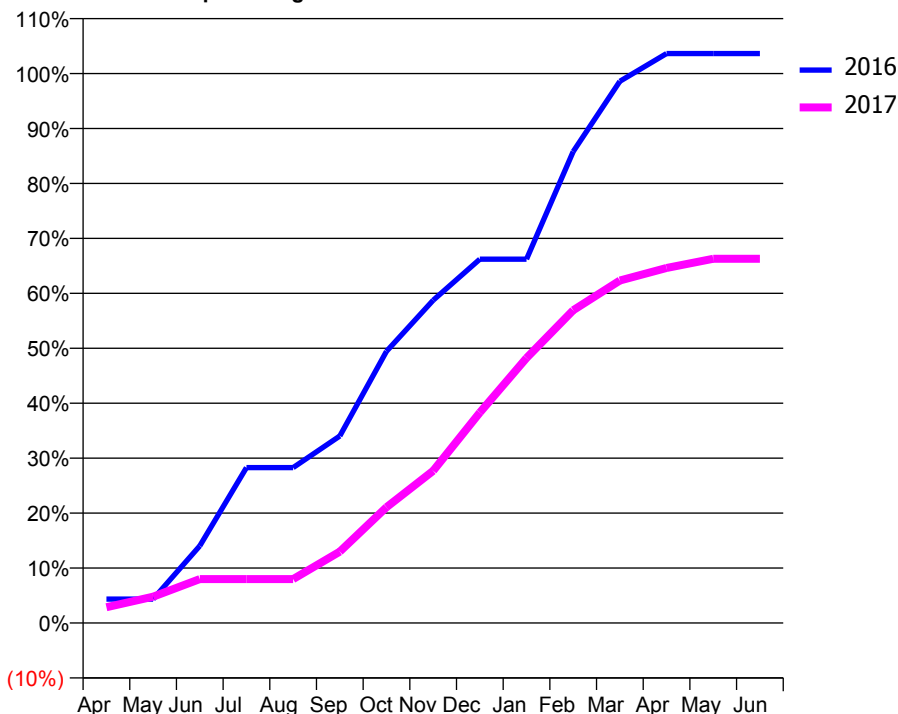
ACCESS*

Patients seen in 24 months	Total	Change since previous quarter
Quarter ending March 2016	253	
Quarter ending June 2016	248	↓
Quarter ending September 2016	220	↓
Quarter ending December 2016	251	↑
Quarter ending March 2017	283	↑
Variance since March 2016	11.9%	↑



ACTIVITY

Cumulative percentage of contracted UDA delivered 2016 & 2017



Month	Adjusted Scheduled Activity (UDA)	
	2016	2017
April	45	64
May	45	107
June	145	178
July	292	178
August	292	178
September	351	290
October	510	470
November	606	618
December	683	855
January	683	1,076
February	885	1,271
March	1,017	1,391
April	1,069	1,442
May	1,069	1,479
June	1,069	1,479

QUALITY

	Quantity	Base Number	Contract	LHB	Wales
% of FP17s for the same patient ID Re-attending within 3 months - Children	0	55	0.0%	8.0%	11.3%
% of FP17s for the same patient ID Re-attending within 3 months - Adults	11	250	4.4%	13.8%	16.7%
% of FP17s for the same patient ID Re-attending between 3 & 9 months - Children	15	55	27.3%	58.8%	58.0%
% of FP17s for the same patient ID Re-attending between 3 & 9 months - Adults	115	250	46.0%	53.2%	53.7%
% of FP17s for Band 1 Urgent Courses	7	308	2.3%	8.1%	8.9%
% of FP17s Relating to Free Repair or Replacements	0	308	0.0%	0.8%	0.7%
% of FP17s Relating to Continuations	0	308	0.0%	1.0%	0.9%
% of Patients satisfied with the dentistry they have received	0	0	N/A	93.6%	93.9%
% of Patients satisfied with the time they had to wait for an appointment	0	0	N/A	89.3%	88.4%

* This is based on patients treated on this contract for their most recent course of treatment. Figures in italics indicate the base number of FP17s or Patient Questionnaire responses are less than 100. N/A is shown where the base number of responses is less than 10 during the period. % is calculated as Quantity/Base number*100

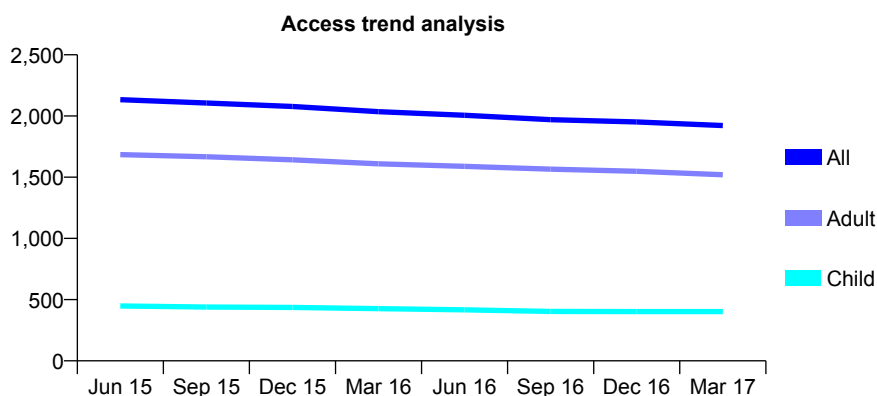
7A1 - Vital Signs At a Glance Contract Report for 782092/0001 - Year end March 2017

Name or company name	MR F FARSAIKIYA
Contract type name	GDS Contract
Purpose of contract	General
Contract start date	01/04/2006
Contract end date	

16/17 Contracted general activity (UDA)	6,202
Carry forward general activity (UDA)	0
16/17 Contracted orthodontic activity (UOA)	0
Carry forward orthodontic activity (UOA)	0
Baseline contract value	£146,495.64

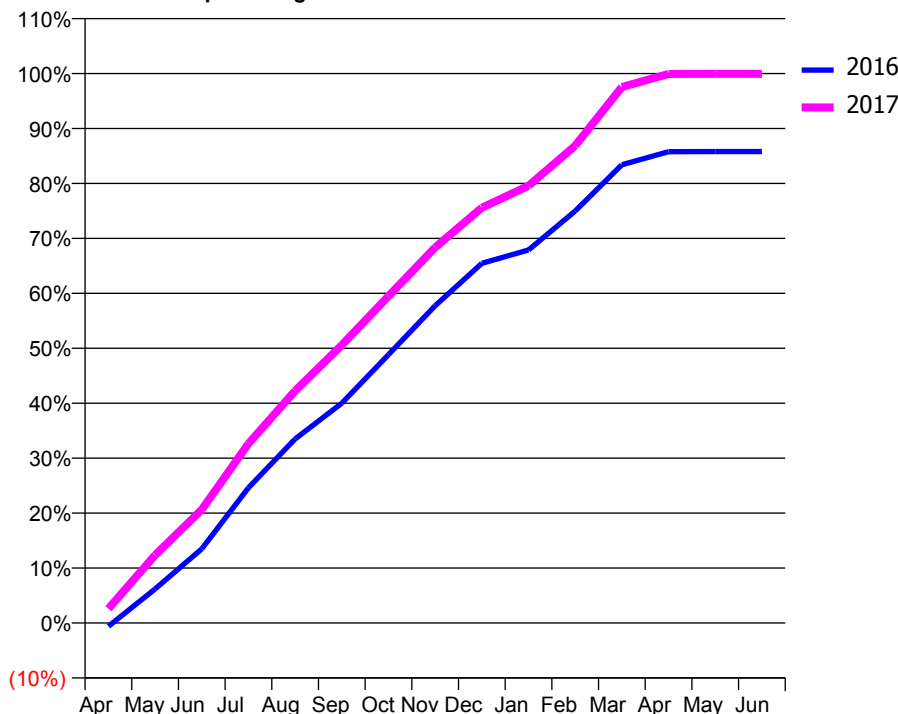
ACCESS*

Patients seen in 24 months	Total	Change since previous quarter
Quarter ending March 2016	2,035	
Quarter ending June 2016	2,006	↓
Quarter ending September 2016	1,970	↓
Quarter ending December 2016	1,951	→
Quarter ending March 2017	1,922	↓
Variance since March 2016	(5.6%)	↓



ACTIVITY

Cumulative percentage of contracted UDA delivered 2016 & 2017



QUALITY

	Quantity	Base Number	Contract	LHB	Wales
% of FP17s for the same patient ID Re-attending within 3 months - Children	19	667	2.8%	8.0%	11.3%
% of FP17s for the same patient ID Re-attending within 3 months - Adults	154	2,438	6.3%	13.8%	16.7%
% of FP17s for the same patient ID Re-attending between 3 & 9 months - Children	464	667	69.6%	58.8%	58.0%
% of FP17s for the same patient ID Re-attending between 3 & 9 months - Adults	1,647	2,438	67.6%	53.2%	53.7%
% of FP17s for Band 1 Urgent Courses	87	3,107	2.8%	8.1%	8.9%
% of FP17s Relating to Free Repair or Replacements	0	3,107	0.0%	0.8%	0.7%
% of FP17s Relating to Continuations	7	3,107	0.2%	1.0%	0.9%
% of Patients satisfied with the dentistry they have received	11	13	84.6%	93.6%	93.9%
% of Patients satisfied with the time they had to wait for an appointment	13	13	100.0%	89.3%	88.4%

* This is based on patients treated on this contract for their most recent course of treatment. Figures in italics indicate the base number of FP17s or Patient Questionnaire responses are less than 100. N/A is shown where the base number of responses is less than 10 during the period. % is calculated as Quantity/Base number*100

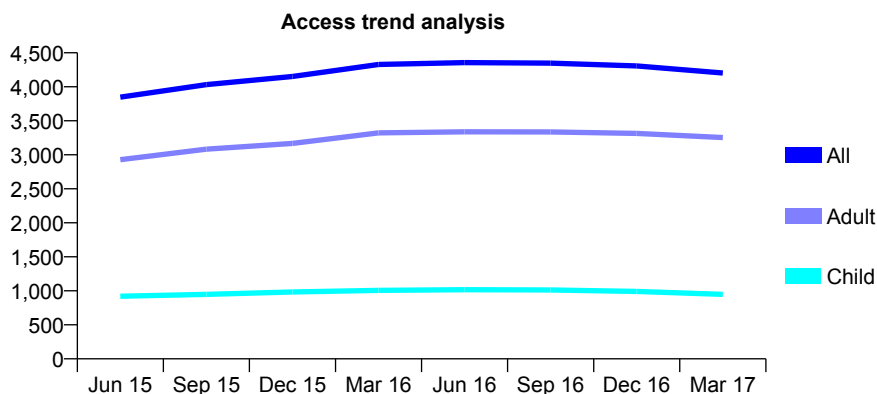
7A1 - Vital Signs At a Glance Contract Report for 788457/0001 - Year end March 2017

Name or company name	Marquess DP Limited
Contract type name	GDS Contract
Purpose of contract	General
Contract start date	02/08/2006
Contract end date	

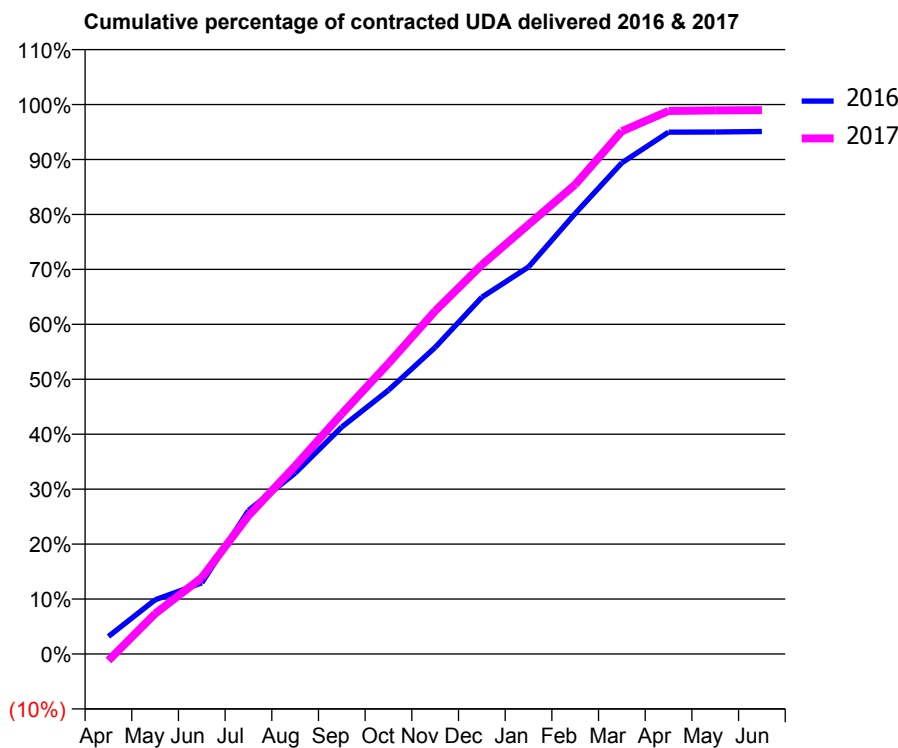
16/17 Contracted general activity (UDA)	12,250
Carry forward general activity (UDA)	639
16/17 Contracted orthodontic activity (UOA)	0
Carry forward orthodontic activity (UOA)	0
Baseline contract value	£319,011.37

ACCESS*

Patients seen in 24 months	Total	Change since previous quarter
Quarter ending March 2016	4,329	
Quarter ending June 2016	4,355	→
Quarter ending September 2016	4,348	→
Quarter ending December 2016	4,307	→
Quarter ending March 2017	4,202	↓
Variance since March 2016	(2.9%)	↓



ACTIVITY



Month	Adjusted Scheduled Activity (UDA)	
	2016	2017
April	414	-148
May	1,281	899
June	1,682	1,700
July	3,397	3,085
August	4,278	4,192
September	5,371	5,355
October	6,243	6,478
November	7,254	7,648
December	8,441	8,674
January	9,156	9,573
February	10,421	10,465
March	11,619	11,654
April	12,347	12,106
May	12,349	12,118
June	12,361	12,123

QUALITY

	Quantity	Base Number	Contract	LHB	Wales
% of FP17s for the same patient ID Re-attending within 3 months - Children	100	1,747	5.7%	8.0%	11.3%
% of FP17s for the same patient ID Re-attending within 3 months - Adults	697	5,480	12.7%	13.8%	16.7%
% of FP17s for the same patient ID Re-attending between 3 & 9 months - Children	1,275	1,747	73.0%	58.8%	58.0%
% of FP17s for the same patient ID Re-attending between 3 & 9 months - Adults	3,650	5,480	66.6%	53.2%	53.7%
% of FP17s for Band 1 Urgent Courses	479	7,173	6.7%	8.1%	8.9%
% of FP17s Relating to Free Repair or Replacements	109	7,173	1.5%	0.8%	0.7%
% of FP17s Relating to Continuations	4	7,173	0.1%	1.0%	0.9%
% of Patients satisfied with the dentistry they have received	20	20	100.0%	93.6%	93.9%
% of Patients satisfied with the time they had to wait for an appointment	19	20	95.0%	89.3%	88.4%

* This is based on patients treated on this contract for their most recent course of treatment. Figures in italics indicate the base number of FP17s or Patient Questionnaire responses are less than 100. N/A is shown where the base number of responses is less than 10 during the period. % is calculated as Quantity/Base number*100

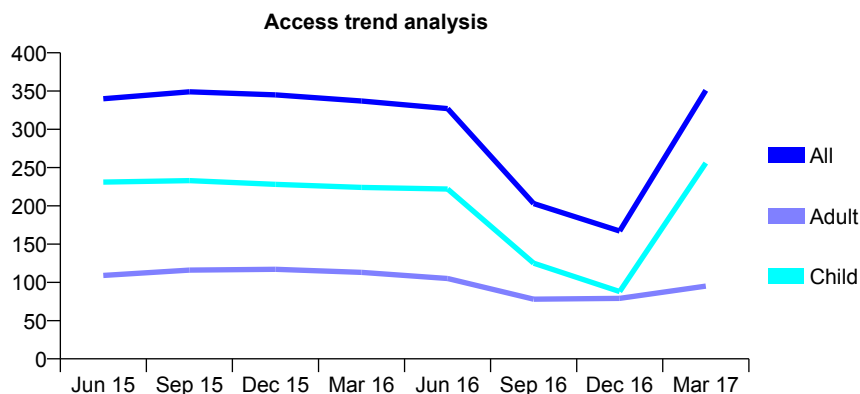
7A1 - Vital Signs At a Glance Contract Report for 808946/0001 - Year end March 2017

Name or company name	N Hughes Jones
Contract type name	GDS Contract
Purpose of contract	General
Contract start date	01/04/2006
Contract end date	

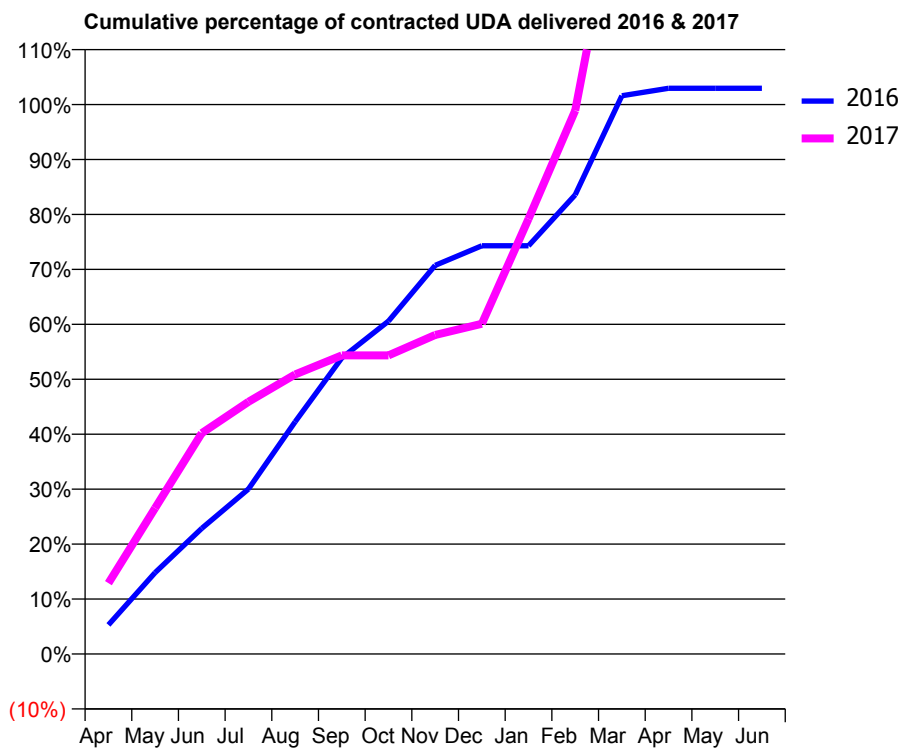
16/17 Contracted general activity (UDA)	403
Carry forward general activity (UDA)	-24
16/17 Contracted orthodontic activity (UOA)	0
Carry forward orthodontic activity (UOA)	0
Baseline contract value	£13,848.07

ACCESS*

Patients seen in 24 months	Total	Change since previous quarter
Quarter ending March 2016	337	
Quarter ending June 2016	327	↓
Quarter ending September 2016	203	↓
Quarter ending December 2016	167	↓
Quarter ending March 2017	351	↑
Variance since March 2016	4.2%	↑



ACTIVITY



Month	Adjusted Scheduled Activity (UDA)	
	2016	2017
April	43	52
May	120	107
June	185	162
July	243	185
August	342	205
September	436	219
October	491	219
November	573	234
December	602	242
January	602	319
February	677	399
March	823	575
April	834	602
May	834	629
June	834	629

QUALITY

	Quantity	Base Number	Contract	LHB	Wales
% of FP17s for the same patient ID Re-attending within 3 months - Children	12	351	3.4%	8.0%	11.3%
% of FP17s for the same patient ID Re-attending within 3 months - Adults	4	60	6.7%	13.8%	16.7%
% of FP17s for the same patient ID Re-attending between 3 & 9 months - Children	114	351	32.5%	58.8%	58.0%
% of FP17s for the same patient ID Re-attending between 3 & 9 months - Adults	26	60	43.3%	53.2%	53.7%
% of FP17s for Band 1 Urgent Courses	12	446	2.7%	8.1%	8.9%
% of FP17s Relating to Free Repair or Replacements	0	446	0.0%	0.8%	0.7%
% of FP17s Relating to Continuations	2	446	0.4%	1.0%	0.9%
% of Patients satisfied with the dentistry they have received	1	1	N/A	93.6%	93.9%
% of Patients satisfied with the time they had to wait for an appointment	1	1	N/A	89.3%	88.4%

* This is based on patients treated on this contract for their most recent course of treatment. Figures in italics indicate the base number of FP17s or Patient Questionnaire responses are less than 100. N/A is shown where the base number of responses is less than 10 during the period. % is calculated as Quantity/Base number*100

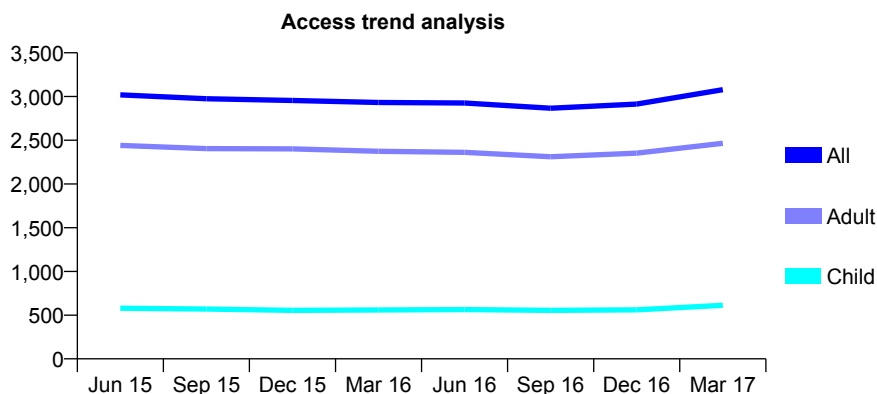
7A1 - Vital Signs At a Glance Contract Report for 813184/0001 - Year end March 2017

Name or company name	Rosehill Dental Practice
Contract type name	GDS Contract
Purpose of contract	General
Contract start date	03/04/2006
Contract end date	

16/17 Contracted general activity (UDA)	8,615
Carry forward general activity (UDA)	273
16/17 Contracted orthodontic activity (UOA)	0
Carry forward orthodontic activity (UOA)	0
Baseline contract value	£219,668.23

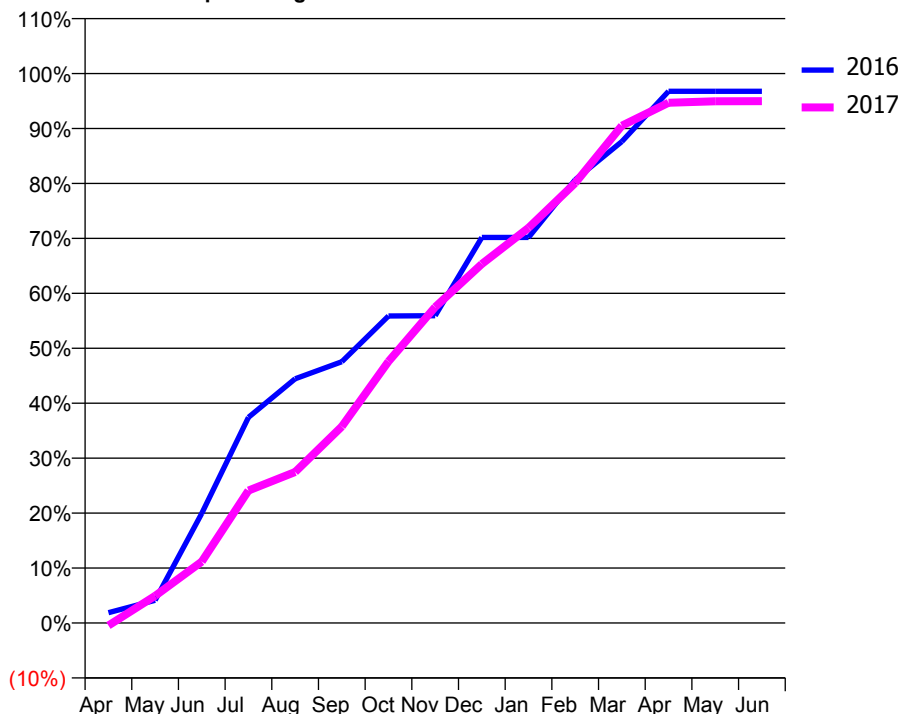
ACCESS*

Patients seen in 24 months	Total	Change since previous quarter
Quarter ending March 2016	2,932	
Quarter ending June 2016	2,926	→
Quarter ending September 2016	2,866	↓
Quarter ending December 2016	2,914	→
Quarter ending March 2017	3,078	↑
Variance since March 2016	5.0%	↑



ACTIVITY

Cumulative percentage of contracted UDA delivered 2016 & 2017



Month	Adjusted Scheduled Activity (UDA)	
	2016	2017
April	159	-41
May	350	425
June	1,689	963
July	3,171	2,077
August	3,764	2,368
September	4,028	3,080
October	4,733	4,101
November	4,736	4,953
December	5,942	5,630
January	5,942	6,195
February	6,832	6,898
March	7,419	7,797
April	8,196	8,157
May	8,196	8,180
June	8,196	8,181

QUALITY

	Quantity	Base Number	Contract	LHB	Wales
% of FP17s for the same patient ID Re-attending within 3 months - Children	27	934	2.9%	8.0%	11.3%
% of FP17s for the same patient ID Re-attending within 3 months - Adults	462	3,618	12.8%	13.8%	16.7%
% of FP17s for the same patient ID Re-attending between 3 & 9 months - Children	504	934	54.0%	58.8%	58.0%
% of FP17s for the same patient ID Re-attending between 3 & 9 months - Adults	1,509	3,618	41.7%	53.2%	53.7%
% of FP17s for Band 1 Urgent Courses	62	4,377	1.4%	8.1%	8.9%
% of FP17s Relating to Free Repair or Replacements	78	4,377	1.8%	0.8%	0.7%
% of FP17s Relating to Continuations	77	4,377	1.8%	1.0%	0.9%
% of Patients satisfied with the dentistry they have received	14	16	87.5%	93.6%	93.9%
% of Patients satisfied with the time they had to wait for an appointment	15	16	93.8%	89.3%	88.4%

* This is based on patients treated on this contract for their most recent course of treatment. Figures in italics indicate the base number of FP17s or Patient Questionnaire responses are less than 100. N/A is shown where the base number of responses is less than 10 during the period. % is calculated as Quantity/Base number*100

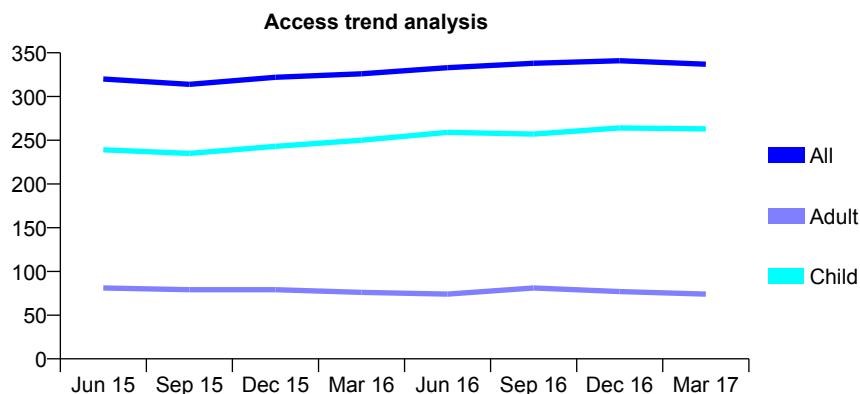
7A1 - Vital Signs At a Glance Contract Report for 826677/0001 - Year end March 2017

Name or company name	MR SJ LANGSTON
Contract type name	GDS Contract
Purpose of contract	General and Orthodontic
Contract start date	01/04/2006
Contract end date	

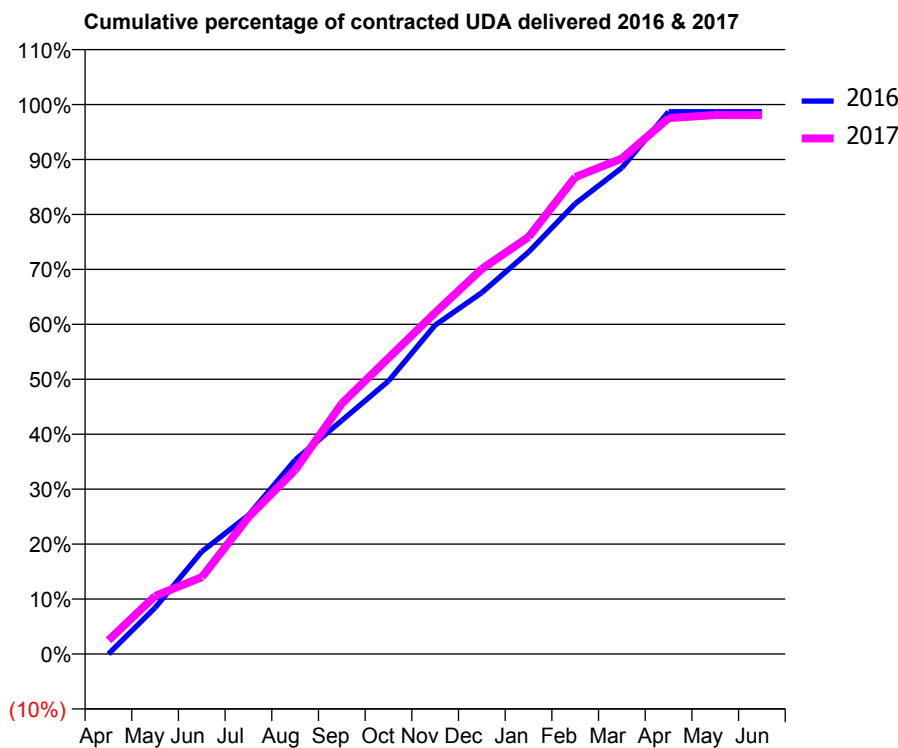
16/17 Contracted general activity (UDA)	560
Carry forward general activity (UDA)	0
16/17 Contracted orthodontic activity (UOA)	350
Carry forward orthodontic activity (UOA)	0
Baseline contract value	£22,852.81

ACCESS*

Patients seen in 24 months	Total	Change since previous quarter
Quarter ending March 2016	326	
Quarter ending June 2016	333	↑
Quarter ending September 2016	338	→
Quarter ending December 2016	341	→
Quarter ending March 2017	337	↓
Variance since March 2016	3.4%	↑



ACTIVITY



Month	Adjusted Scheduled Activity (UDA)	
	2016	2017
April	0	14
May	47	59
June	104	78
July	142	140
August	198	188
September	238	255
October	278	302
November	335	348
December	368	393
January	410	425
February	459	486
March	496	505
April	553	546
May	553	549
June	553	549

QUALITY

	Quantity	Base Number	Contract	LHB	Wales
% of FP17s for the same patient ID Re-attending within 3 months - Children	26	443	5.9%	8.0%	11.3%
% of FP17s for the same patient ID Re-attending within 3 months - Adults	3	58	5.2%	13.8%	16.7%
% of FP17s for the same patient ID Re-attending between 3 & 9 months - Children	228	443	51.5%	58.8%	58.0%
% of FP17s for the same patient ID Re-attending between 3 & 9 months - Adults	15	58	25.9%	53.2%	53.7%
% of FP17s for Band 1 Urgent Courses	16	441	3.6%	8.1%	8.9%
% of FP17s Relating to Free Repair or Replacements	0	441	0.0%	0.8%	0.7%
% of FP17s Relating to Continuations	0	441	0.0%	1.0%	0.9%
% of Patients satisfied with the dentistry they have received	0	0	N/A	93.6%	93.9%
% of Patients satisfied with the time they had to wait for an appointment	0	0	N/A	89.3%	88.4%

* This is based on patients treated on this contract for their most recent course of treatment. Figures in italics indicate the base number of FP17s or Patient Questionnaire responses are less than 100. N/A is shown where the base number of responses is less than 10 during the period. % is calculated as Quantity/Base number*100

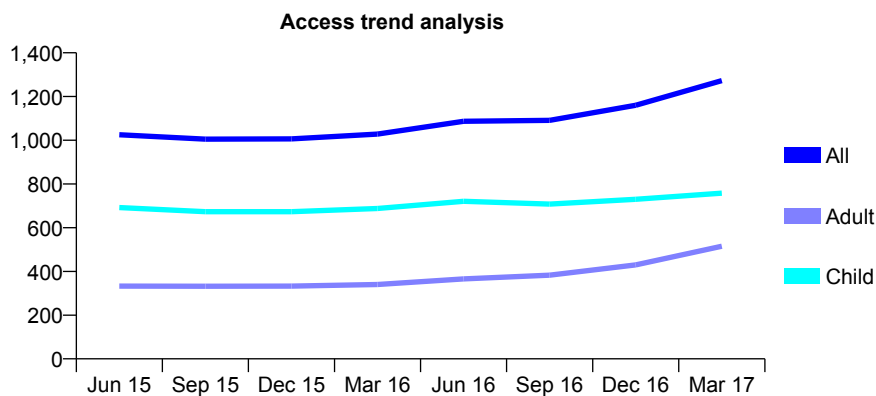
7A1 - Vital Signs At a Glance Contract Report for 833312/0001 - Year end March 2017

Name or company name	MR SJ KEEN
Contract type name	GDS Contract
Purpose of contract	General and Orthodontic
Contract start date	01/04/2006
Contract end date	

16/17 Contracted general activity (UDA)	4,004
Carry forward general activity (UDA)	-69
16/17 Contracted orthodontic activity (UOA)	365
Carry forward orthodontic activity (UOA)	0
Baseline contract value	£121,285.06

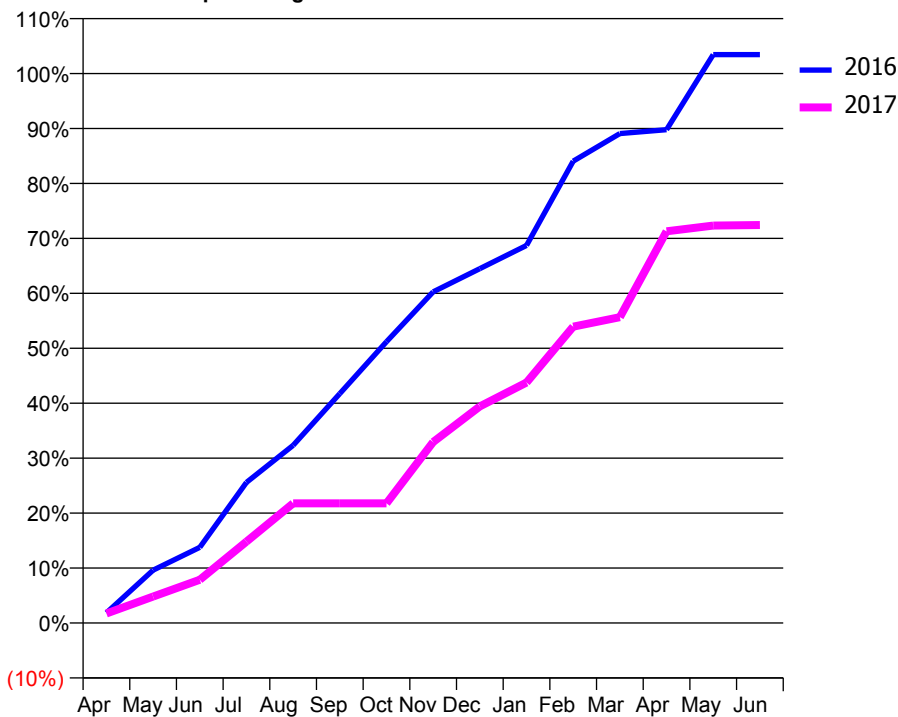
ACCESS*

Patients seen in 24 months	Total	Change since previous quarter
Quarter ending March 2016	1,028	
Quarter ending June 2016	1,087	↑
Quarter ending September 2016	1,091	→
Quarter ending December 2016	1,160	↑
Quarter ending March 2017	1,273	↑
Variance since March 2016	23.8%	↑



ACTIVITY

Cumulative percentage of contracted UDA delivered 2016 & 2017



Month	Adjusted Scheduled Activity (UDA)	
	2016	2017
April	37	69
May	192	193
June	276	316
July	512	594
August	647	872
September	835	872
October	1,024	872
November	1,205	1,319
December	1,290	1,579
January	1,374	1,752
February	1,681	2,160
March	1,781	2,228
April	1,796	2,854
May	2,069	2,896
June	2,069	2,899

QUALITY

	Quantity	Base Number	Contract	LHB	Wales
% of FP17s for the same patient ID Re-attending within 3 months - Children	49	1,133	4.3%	8.0%	11.3%
% of FP17s for the same patient ID Re-attending within 3 months - Adults	20	545	3.7%	13.8%	16.7%
% of FP17s for the same patient ID Re-attending between 3 & 9 months - Children	622	1,133	54.9%	58.8%	58.0%
% of FP17s for the same patient ID Re-attending between 3 & 9 months - Adults	209	545	38.3%	53.2%	53.7%
% of FP17s for Band 1 Urgent Courses	92	1,811	5.1%	8.1%	8.9%
% of FP17s Relating to Free Repair or Replacements	0	1,811	0.0%	0.8%	0.7%
% of FP17s Relating to Continuations	6	1,811	0.3%	1.0%	0.9%
% of Patients satisfied with the dentistry they have received	4	4	N/A	93.6%	93.9%
% of Patients satisfied with the time they had to wait for an appointment	4	4	N/A	89.3%	88.4%

* This is based on patients treated on this contract for their most recent course of treatment. Figures in italics indicate the base number of FP17s or Patient Questionnaire responses are less than 100. N/A is shown where the base number of responses is less than 10 during the period. % is calculated as Quantity/Base number*100

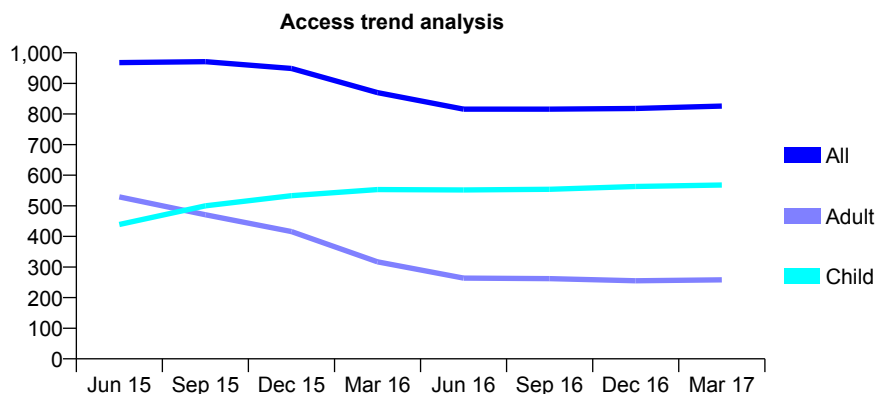
7A1 - Vital Signs At a Glance Contract Report for 905143/0001 - Year end March 2017

Name or company name	MR SW HERD
Contract type name	GDS Contract
Purpose of contract	General
Contract start date	01/04/2006
Contract end date	

16/17 Contracted general activity (UDA)	2,000
Carry forward general activity (UDA)	-20
16/17 Contracted orthodontic activity (UOA)	0
Carry forward orthodontic activity (UOA)	0
Baseline contract value	£59,768.20

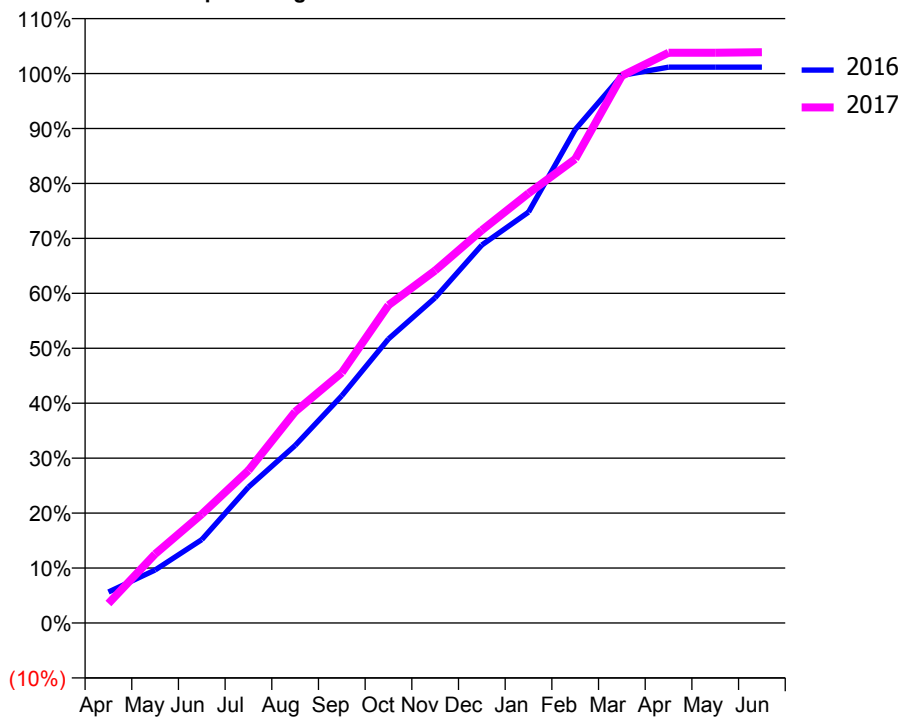
ACCESS*

Patients seen in 24 months	Total	Change since previous quarter
Quarter ending March 2016	870	
Quarter ending June 2016	816	↓
Quarter ending September 2016	816	→
Quarter ending December 2016	818	→
Quarter ending March 2017	826	→
Variance since March 2016	(5.1%)	↓



ACTIVITY

Cumulative percentage of contracted UDA delivered 2016 & 2017



Month	Adjusted Scheduled Activity (UDA)	
	2016	2017
April	113	71
May	193	251
June	304	396
July	495	555
August	646	769
September	827	911
October	1,034	1,157
November	1,184	1,283
December	1,376	1,430
January	1,496	1,564
February	1,796	1,689
March	1,993	1,992
April	2,023	2,076
May	2,023	2,076
June	2,023	2,078

QUALITY

	Quantity	Base Number	Contract	LHB	Wales
% of FP17s for the same patient ID Re-attending within 3 months - Children	31	858	3.6%	8.0%	11.3%
% of FP17s for the same patient ID Re-attending within 3 months - Adults	29	252	11.5%	13.8%	16.7%
% of FP17s for the same patient ID Re-attending between 3 & 9 months - Children	504	858	58.7%	58.8%	58.0%
% of FP17s for the same patient ID Re-attending between 3 & 9 months - Adults	119	252	47.2%	53.2%	53.7%
% of FP17s for Band 1 Urgent Courses	58	1,128	5.1%	8.1%	8.9%
% of FP17s Relating to Free Repair or Replacements	0	1,128	0.0%	0.8%	0.7%
% of FP17s Relating to Continuations	0	1,128	0.0%	1.0%	0.9%
% of Patients satisfied with the dentistry they have received	1	1	N/A	93.6%	93.9%
% of Patients satisfied with the time they had to wait for an appointment	1	1	N/A	89.3%	88.4%

* This is based on patients treated on this contract for their most recent course of treatment. Figures in italics indicate the base number of FP17s or Patient Questionnaire responses are less than 100. N/A is shown where the base number of responses is less than 10 during the period. % is calculated as Quantity/Base number*100

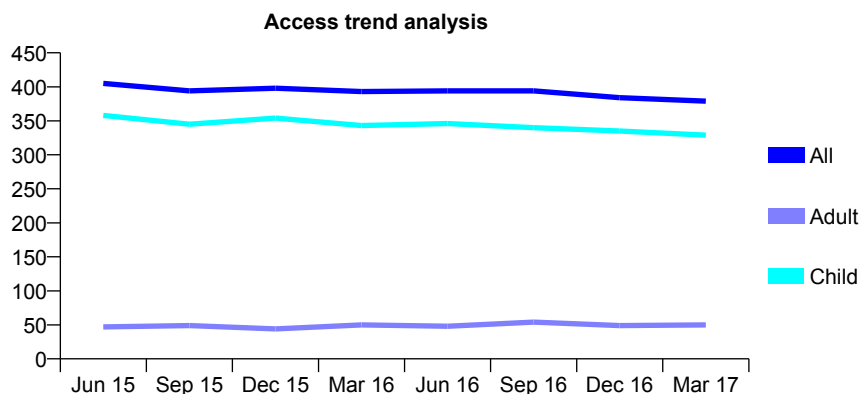
7A1 - Vital Signs At a Glance Contract Report for 923281/0001 - Year end March 2017

Name or company name	MR CJ LOTTER
Contract type name	GDS Contract
Purpose of contract	General
Contract start date	01/04/2006
Contract end date	

16/17 Contracted general activity (UDA)	702
Carry forward general activity (UDA)	0
16/17 Contracted orthodontic activity (UOA)	0
Carry forward orthodontic activity (UOA)	0
Baseline contract value	£18,443.39

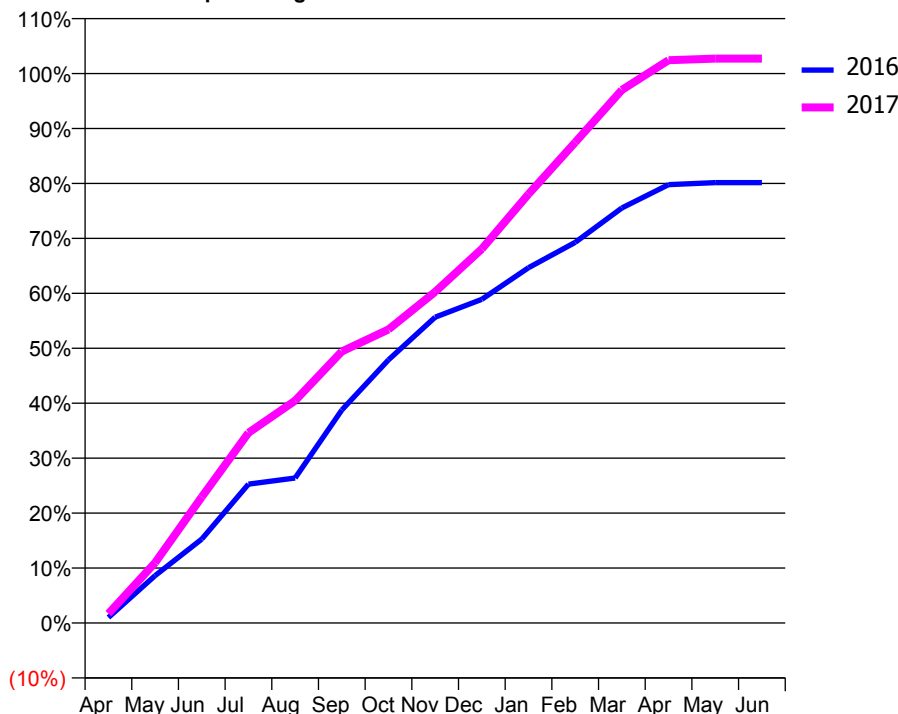
ACCESS*

Patients seen in 24 months	Total	Change since previous quarter
Quarter ending March 2016	393	
Quarter ending June 2016	394	→
Quarter ending September 2016	394	→
Quarter ending December 2016	384	↓
Quarter ending March 2017	379	↓
Variance since March 2016	(3.6%)	↓



ACTIVITY

Cumulative percentage of contracted UDA delivered 2016 & 2017



Month	Adjusted Scheduled Activity (UDA)	
	2016	2017
April	8	12
May	69	77
June	122	161
July	202	243
August	211	284
September	310	347
October	383	375
November	445	423
December	471	478
January	517	548
February	554	614
March	604	681
April	638	719
May	641	721
June	641	721

QUALITY

	Quantity	Base Number	Contract	LHB	Wales
% of FP17s for the same patient ID Re-attending within 3 months - Children	20	484	4.1%	8.0%	11.3%
% of FP17s for the same patient ID Re-attending within 3 months - Adults	0	11	0.0%	13.8%	16.7%
% of FP17s for the same patient ID Re-attending between 3 & 9 months - Children	234	484	48.3%	58.8%	58.0%
% of FP17s for the same patient ID Re-attending between 3 & 9 months - Adults	6	11	54.5%	53.2%	53.7%
% of FP17s for Band 1 Urgent Courses	0	494	0.0%	8.1%	8.9%
% of FP17s Relating to Free Repair or Replacements	1	494	0.2%	0.8%	0.7%
% of FP17s Relating to Continuations	0	494	0.0%	1.0%	0.9%
% of Patients satisfied with the dentistry they have received	2	2	N/A	93.6%	93.9%
% of Patients satisfied with the time they had to wait for an appointment	2	2	N/A	89.3%	88.4%

* This is based on patients treated on this contract for their most recent course of treatment. Figures in italics indicate the base number of FP17s or Patient Questionnaire responses are less than 100. N/A is shown where the base number of responses is less than 10 during the period. % is calculated as Quantity/Base number*100

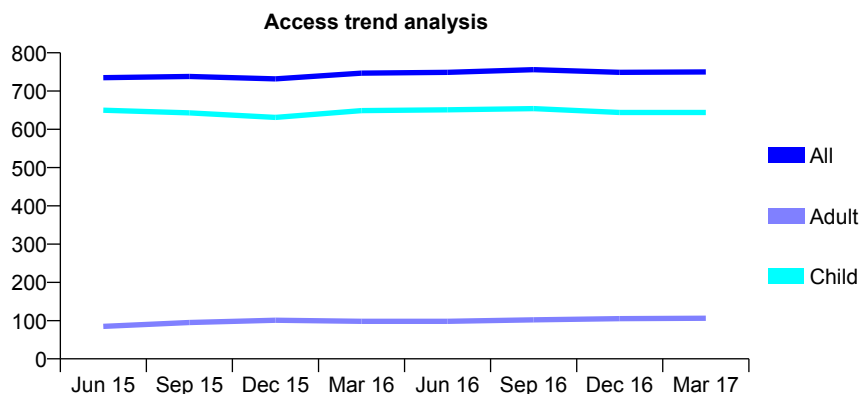
7A1 - Vital Signs At a Glance Contract Report for 933481/0001 - Year end March 2017

Name or company name	MR SE LOF
Contract type name	GDS Contract
Purpose of contract	General
Contract start date	01/04/2006
Contract end date	

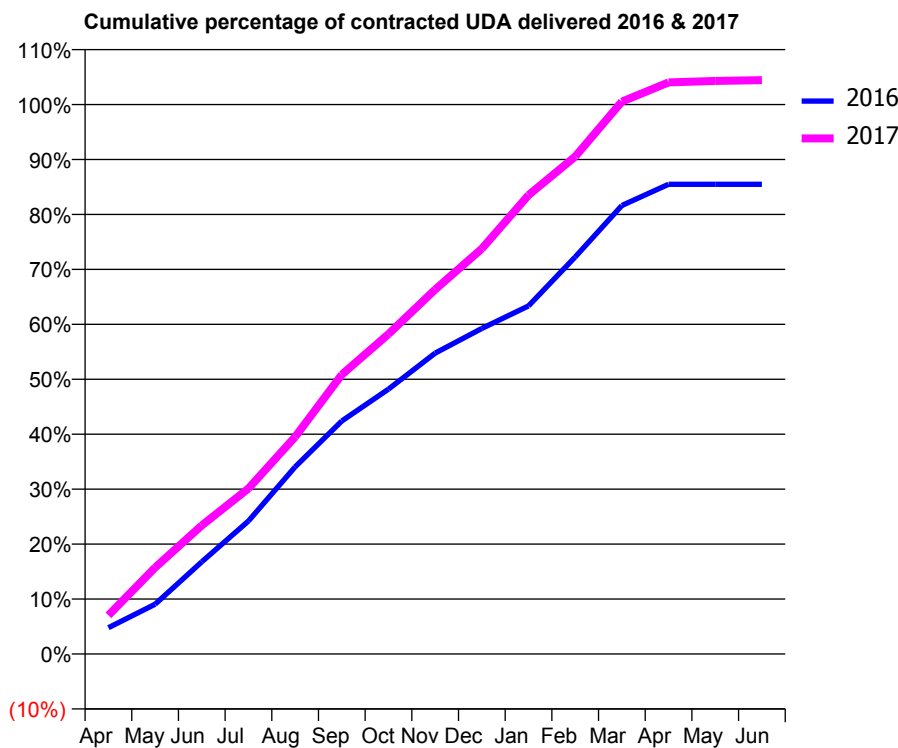
16/17 Contracted general activity (UDA)	1,500
Carry forward general activity (UDA)	0
16/17 Contracted orthodontic activity (UOA)	0
Carry forward orthodontic activity (UOA)	0
Baseline contract value	£38,443.73

ACCESS*

Patients seen in 24 months	Total	Change since previous quarter
Quarter ending March 2016	747	
Quarter ending June 2016	749	→
Quarter ending September 2016	756	→
Quarter ending December 2016	749	→
Quarter ending March 2017	750	→
Variance since March 2016	0.4%	→



ACTIVITY



Month	Adjusted Scheduled Activity (UDA)	
	2016	2017
April	78	106
May	147	236
June	272	351
July	392	452
August	552	593
September	687	763
October	781	873
November	887	995
December	960	1,106
January	1,026	1,253
February	1,170	1,358
March	1,322	1,508
April	1,385	1,560
May	1,385	1,564
June	1,385	1,566

QUALITY

	Quantity	Base Number	Contract	LHB	Wales
% of FP17s for the same patient ID Re-attending within 3 months - Children	111	1,117	9.9%	8.0%	11.3%
% of FP17s for the same patient ID Re-attending within 3 months - Adults	14	63	22.2%	13.8%	16.7%
% of FP17s for the same patient ID Re-attending between 3 & 9 months - Children	622	1,117	55.7%	58.8%	58.0%
% of FP17s for the same patient ID Re-attending between 3 & 9 months - Adults	33	63	52.4%	53.2%	53.7%
% of FP17s for Band 1 Urgent Courses	72	1,175	6.1%	8.1%	8.9%
% of FP17s Relating to Free Repair or Replacements	0	1,175	0.0%	0.8%	0.7%
% of FP17s Relating to Continuations	0	1,175	0.0%	1.0%	0.9%
% of Patients satisfied with the dentistry they have received	2	2	N/A	93.6%	93.9%
% of Patients satisfied with the time they had to wait for an appointment	2	2	N/A	89.3%	88.4%

* This is based on patients treated on this contract for their most recent course of treatment. Figures in italics indicate the base number of FP17s or Patient Questionnaire responses are less than 100. N/A is shown where the base number of responses is less than 10 during the period. % is calculated as Quantity/Base number*100

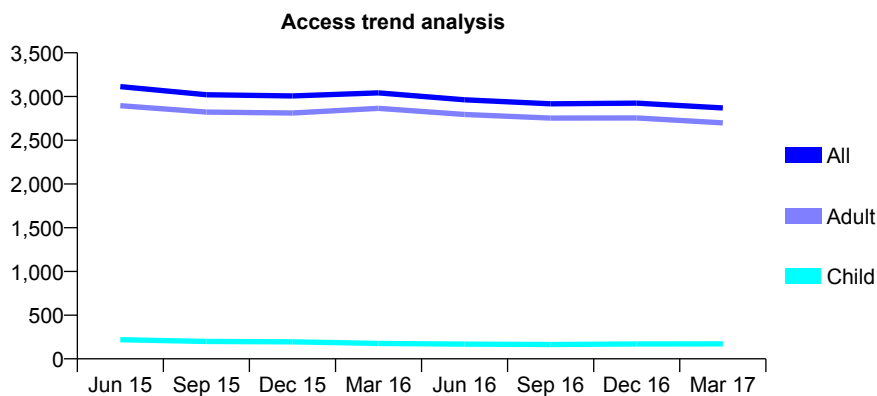
7A1 - Vital Signs At a Glance Contract Report for 978957/0001 - Year end March 2017

Name or company name	MRS YL HOPKINS
Contract type name	GDS Contract
Purpose of contract	General
Contract start date	01/02/2009
Contract end date	

16/17 Contracted general activity (UDA)	6,758
Carry forward general activity (UDA)	-259
16/17 Contracted orthodontic activity (UOA)	0
Carry forward orthodontic activity (UOA)	0
Baseline contract value	£221,559.19

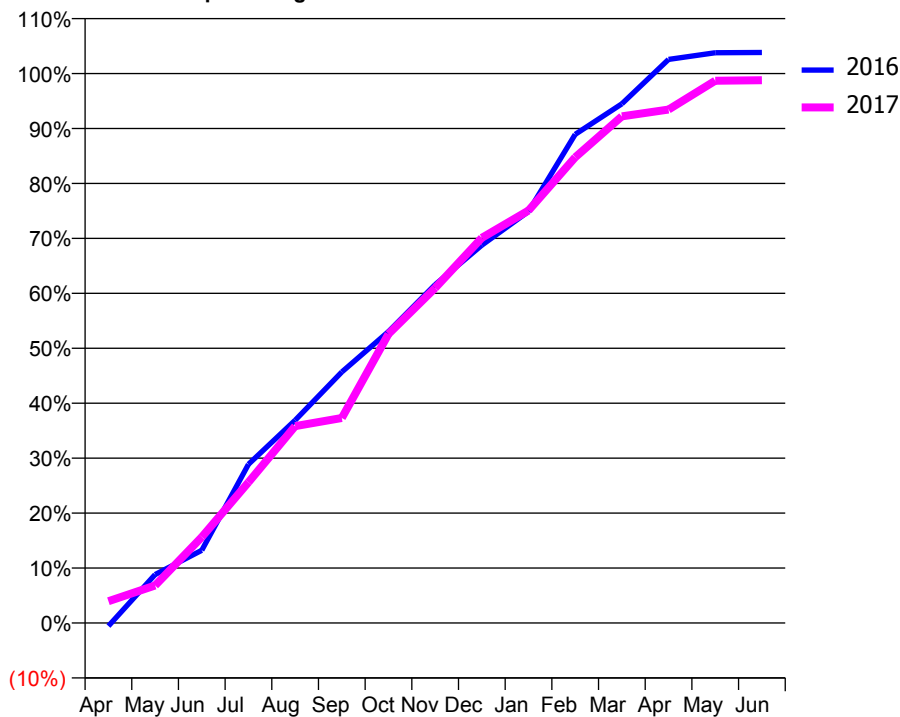
ACCESS*

Patients seen in 24 months	Total	Change since previous quarter
Quarter ending March 2016	3,041	
Quarter ending June 2016	2,962	↓
Quarter ending September 2016	2,917	↓
Quarter ending December 2016	2,925	→
Quarter ending March 2017	2,870	↓
Variance since March 2016	(5.6%)	↓



ACTIVITY

Cumulative percentage of contracted UDA delivered 2016 & 2017



Month	Adjusted Scheduled Activity (UDA)	
	2016	2017
April	-38	268
May	596	461
June	895	1,056
July	1,952	1,731
August	2,493	2,422
September	3,088	2,521
October	3,584	3,555
November	4,161	4,120
December	4,646	4,737
January	5,062	5,073
February	6,010	5,728
March	6,386	6,231
April	6,931	6,314
May	7,014	6,669
June	7,017	6,675

QUALITY

	Quantity	Base Number	Contract	LHB	Wales
% of FP17s for the same patient ID Re-attending within 3 months - Children	5	212	2.4%	8.0%	11.3%
% of FP17s for the same patient ID Re-attending within 3 months - Adults	274	3,026	9.1%	13.8%	16.7%
% of FP17s for the same patient ID Re-attending between 3 & 9 months - Children	94	212	44.3%	58.8%	58.0%
% of FP17s for the same patient ID Re-attending between 3 & 9 months - Adults	1,035	3,026	34.2%	53.2%	53.7%
% of FP17s for Band 1 Urgent Courses	384	3,128	12.3%	8.1%	8.9%
% of FP17s Relating to Free Repair or Replacements	11	3,128	0.4%	0.8%	0.7%
% of FP17s Relating to Continuations	11	3,128	0.4%	1.0%	0.9%
% of Patients satisfied with the dentistry they have received	17	19	89.5%	93.6%	93.9%
% of Patients satisfied with the time they had to wait for an appointment	19	19	100.0%	89.3%	88.4%

* This is based on patients treated on this contract for their most recent course of treatment. Figures in italics indicate the base number of FP17s or Patient Questionnaire responses are less than 100. N/A is shown where the base number of responses is less than 10 during the period. % is calculated as Quantity/Base number*100

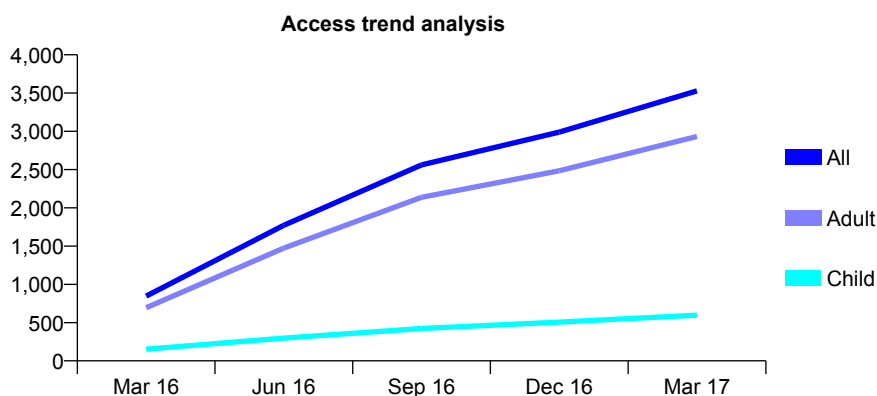
7A1 - Vital Signs At a Glance Contract Report for 995711/0001 - Year end March 2017

Name or company name	MR JM FERNANDO
Contract type name	GDS Contract
Purpose of contract	General
Contract start date	01/02/2016
Contract end date	

16/17 Contracted general activity (UDA)	13,318
Carry forward general activity (UDA)	-11
16/17 Contracted orthodontic activity (UOA)	0
Carry forward orthodontic activity (UOA)	0
Baseline contract value	£265,013.79

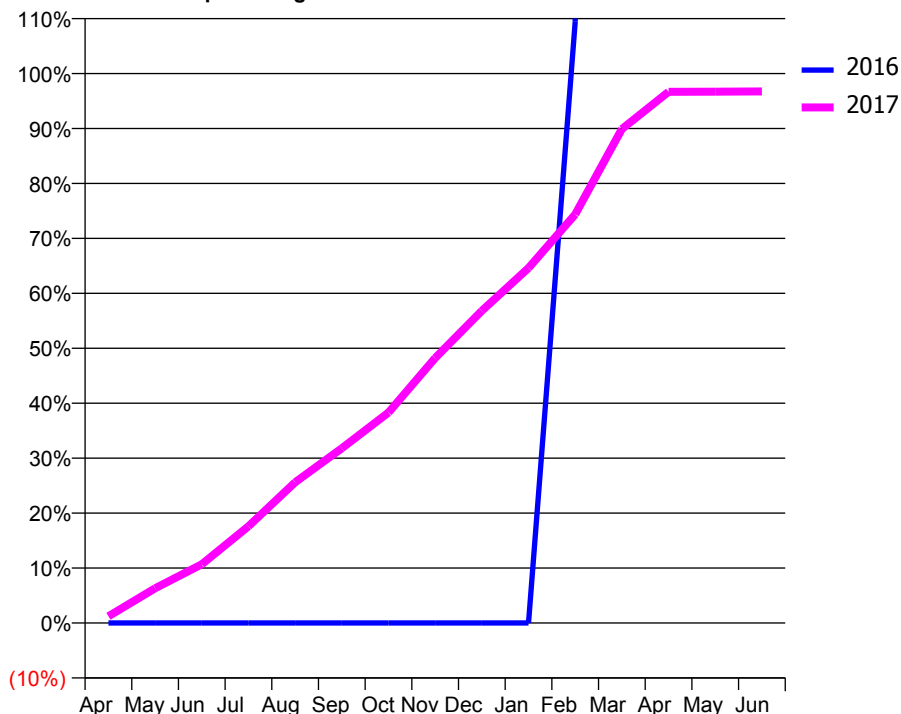
ACCESS*

Patients seen in 24 months	Total	Change since previous quarter
Quarter ending March 2016	847	
Quarter ending June 2016	1,771	↑
Quarter ending September 2016	2,561	↑
Quarter ending December 2016	2,990	↑
Quarter ending March 2017	3,529	↑
Variance since March 2016	316.6%	↑



ACTIVITY

Cumulative percentage of contracted UDA delivered 2016 & 2017



Adjusted Scheduled Activity (UDA)

Month	2016	2017
April	0	163
May	0	843
June	0	1,423
July	0	2,346
August	0	3,413
September	0	4,234
October	0	5,101
November	0	6,423
December	0	7,569
January	0	8,603
February	347	9,905
March	1,324	11,971
April	1,887	12,874
May	1,914	12,876
June	1,914	12,883

QUALITY

	Quantity	Base Number	Contract	LHB	Wales
% of FP17s for the same patient ID Re-attending within 3 months - Children	53	927	5.7%	8.0%	11.3%
% of FP17s for the same patient ID Re-attending within 3 months - Adults	559	4,855	11.5%	13.8%	16.7%
% of FP17s for the same patient ID Re-attending between 3 & 9 months - Children	285	927	30.7%	58.8%	58.0%
% of FP17s for the same patient ID Re-attending between 3 & 9 months - Adults	1,715	4,855	35.3%	53.2%	53.7%
% of FP17s for Band 1 Urgent Courses	414	5,910	7.0%	8.1%	8.9%
% of FP17s Relating to Free Repair or Replacements	58	5,910	1.0%	0.8%	0.7%
% of FP17s Relating to Continuations	121	5,910	2.0%	1.0%	0.9%
% of Patients satisfied with the dentistry they have received	29	30	96.7%	93.6%	93.9%
% of Patients satisfied with the time they had to wait for an appointment	27	30	90.0%	89.3%	88.4%

* This is based on patients treated on this contract for their most recent course of treatment. Figures in italics indicate the base number of FP17s or Patient Questionnaire responses are less than 100. N/A is shown where the base number of responses is less than 10 during the period. % is calculated as Quantity/Base number*100

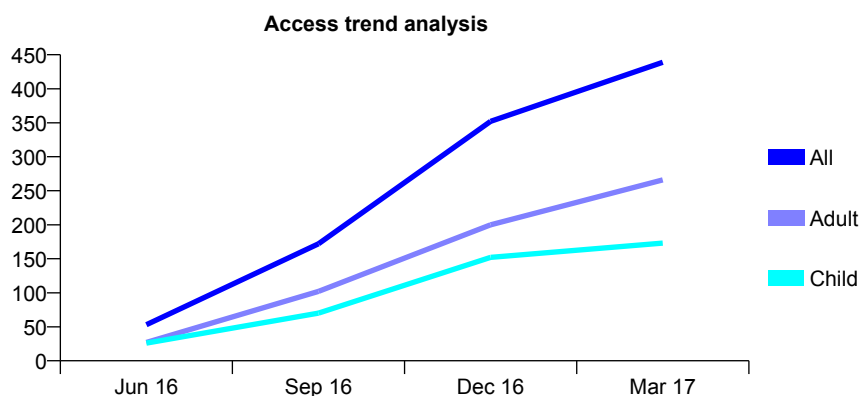
7A2 - Vital Signs At a Glance Contract Report for 100037/0000 - Year end March 2017

Name or company name	MISS RE MOSEY
Contract type name	GDS Contract
Purpose of contract	General
Contract start date	19/04/2016
Contract end date	

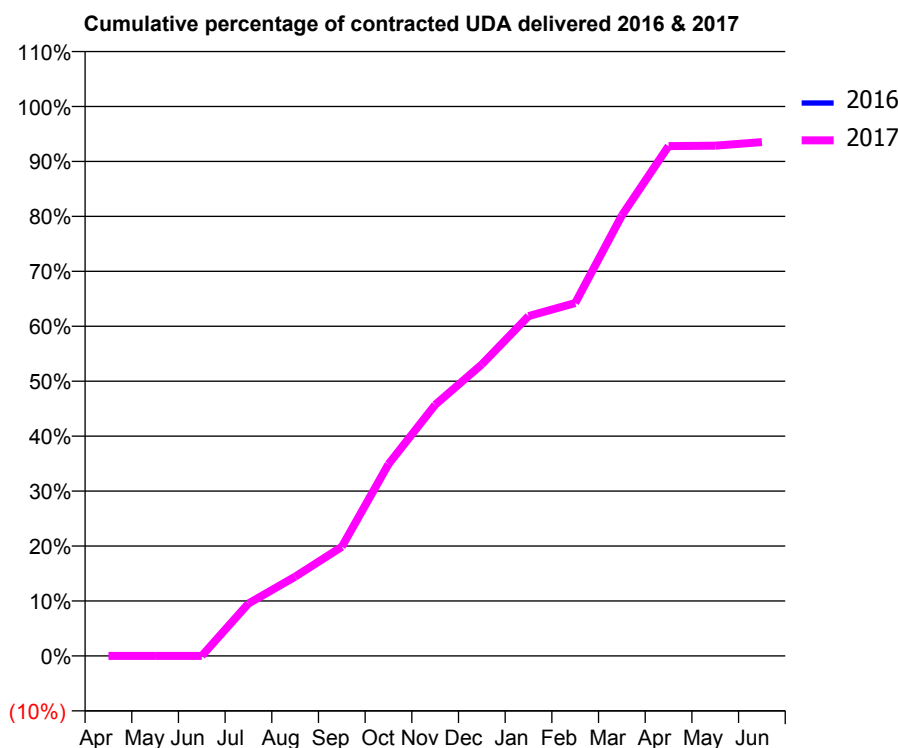
16/17 Contracted general activity (UDA)	1,239
Carry forward general activity (UDA)	0
16/17 Contracted orthodontic activity (UOA)	0
Carry forward orthodontic activity (UOA)	0
Baseline contract value	£34,204.48

ACCESS*

Patients seen in 24 months	Total	Change since previous quarter
Quarter ending March 2016	0	
Quarter ending June 2016	53	↑
Quarter ending September 2016	172	↑
Quarter ending December 2016	352	↑
Quarter ending March 2017	439	↑
Variance since March 2016	N/A	



ACTIVITY



Month	Adjusted Scheduled Activity (UDA)	
	2016	2017
April	0	0
May	0	0
June	0	0
July	0	118
August	0	179
September	0	246
October	0	433
November	0	566
December	0	657
January	0	766
February	0	796
March	0	993
April	0	1,150
May	0	1,151
June	0	1,159

QUALITY

	Quantity	Base Number	Contract	LHB	Wales
% of FP17s for the same patient ID Re-attending within 3 months - Children	3	247	1.2%	9.1%	11.3%
% of FP17s for the same patient ID Re-attending within 3 months - Adults	29	328	8.8%	13.6%	16.7%
% of FP17s for the same patient ID Re-attending between 3 & 9 months - Children	55	247	22.3%	54.1%	58.0%
% of FP17s for the same patient ID Re-attending between 3 & 9 months - Adults	65	328	19.8%	50.8%	53.7%
% of FP17s for Band 1 Urgent Courses	43	666	6.5%	8.4%	8.9%
% of FP17s Relating to Free Repair or Replacements	0	666	0.0%	0.6%	0.7%
% of FP17s Relating to Continuations	0	666	0.0%	1.1%	0.9%
% of Patients satisfied with the dentistry they have received	2	2	N/A	93.9%	93.9%
% of Patients satisfied with the time they had to wait for an appointment	2	2	N/A	86.6%	88.4%

* This is based on patients treated on this contract for their most recent course of treatment. Figures in italics indicate the base number of FP17s or Patient Questionnaire responses are less than 100. N/A is shown where the base number of responses is less than 10 during the period. % is calculated as Quantity/Base number*100

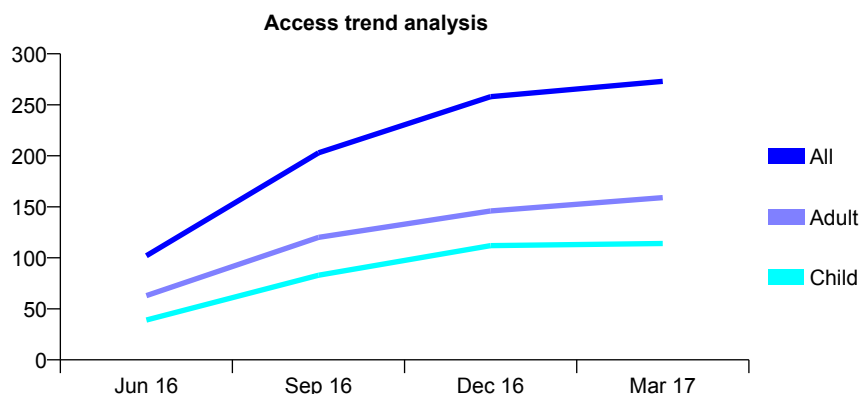
7A2 - Vital Signs At a Glance Contract Report for 100123/0000 - Year end March 2017

Name or company name	A Llewellyn
Contract type name	GDS Contract
Purpose of contract	General
Contract start date	01/04/2016
Contract end date	

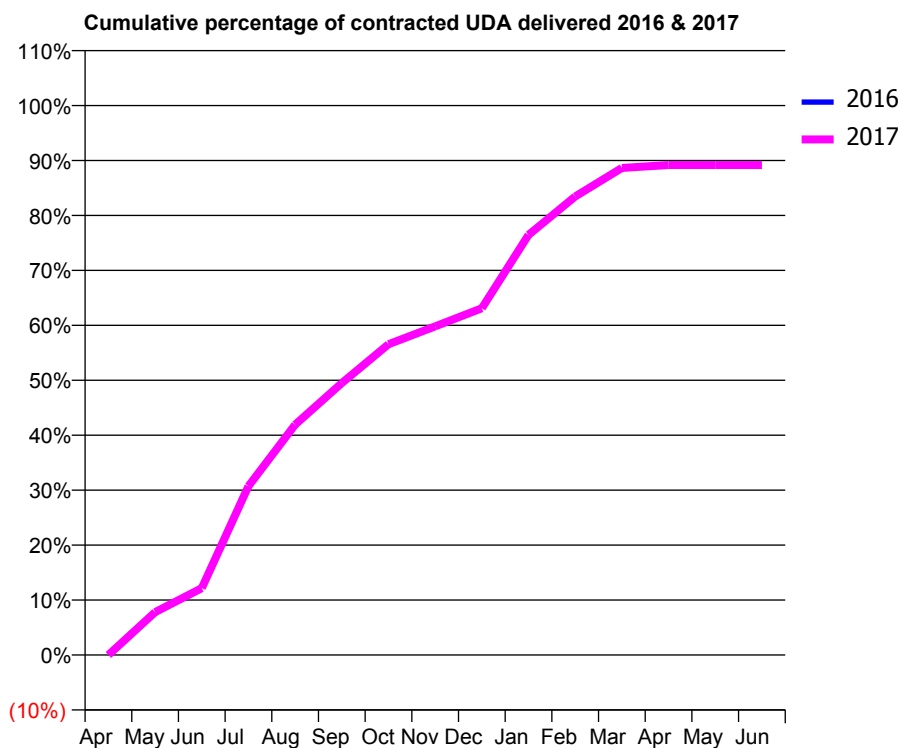
16/17 Contracted general activity (UDA)	950
Carry forward general activity (UDA)	0
16/17 Contracted orthodontic activity (UOA)	0
Carry forward orthodontic activity (UOA)	0
Baseline contract value	£22,275.48

ACCESS*

Patients seen in 24 months	Total	Change since previous quarter
Quarter ending March 2016	0	
Quarter ending June 2016	102	↑
Quarter ending September 2016	203	↑
Quarter ending December 2016	258	↑
Quarter ending March 2017	273	↑
Variance since March 2016	N/A	



ACTIVITY



Month	Adjusted Scheduled Activity (UDA)	
	2016	2017
April	0	0
May	0	74
June	0	116
July	0	292
August	0	398
September	0	470
October	0	537
November	0	568
December	0	600
January	0	726
February	0	793
March	0	842
April	0	847
May	0	847
June	0	847

QUALITY

	Quantity	Base Number	Contract	LHB	Wales
% of FP17s for the same patient ID Re-attending within 3 months - Children	6	191	3.1%	9.1%	11.3%
% of FP17s for the same patient ID Re-attending within 3 months - Adults	15	251	6.0%	13.6%	16.7%
% of FP17s for the same patient ID Re-attending between 3 & 9 months - Children	56	191	29.3%	54.1%	58.0%
% of FP17s for the same patient ID Re-attending between 3 & 9 months - Adults	63	251	25.1%	50.8%	53.7%
% of FP17s for Band 1 Urgent Courses	15	445	3.4%	8.4%	8.9%
% of FP17s Relating to Free Repair or Replacements	1	445	0.2%	0.6%	0.7%
% of FP17s Relating to Continuations	1	445	0.2%	1.1%	0.9%
% of Patients satisfied with the dentistry they have received	1	1	N/A	93.9%	93.9%
% of Patients satisfied with the time they had to wait for an appointment	1	1	N/A	86.6%	88.4%

* This is based on patients treated on this contract for their most recent course of treatment. Figures in italics indicate the base number of FP17s or Patient Questionnaire responses are less than 100. N/A is shown where the base number of responses is less than 10 during the period. % is calculated as Quantity/Base number*100

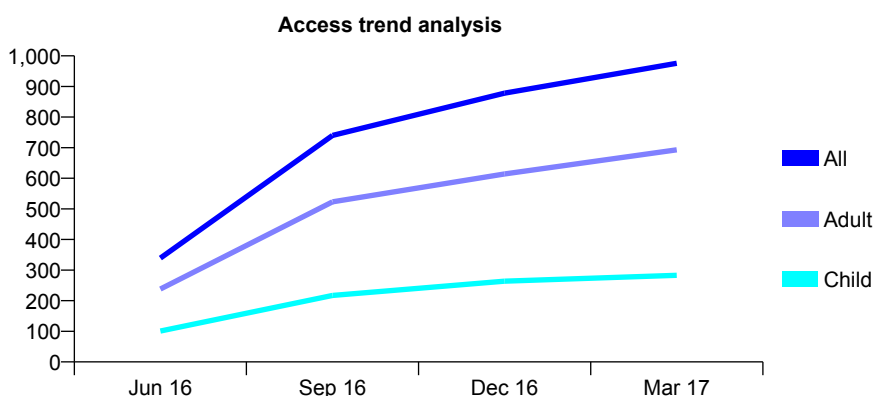
7A2 - Vital Signs At a Glance Contract Report for 100124/0000 - Year end March 2017

Name or company name	A Llewellyn
Contract type name	GDS Contract
Purpose of contract	General
Contract start date	01/04/2016
Contract end date	

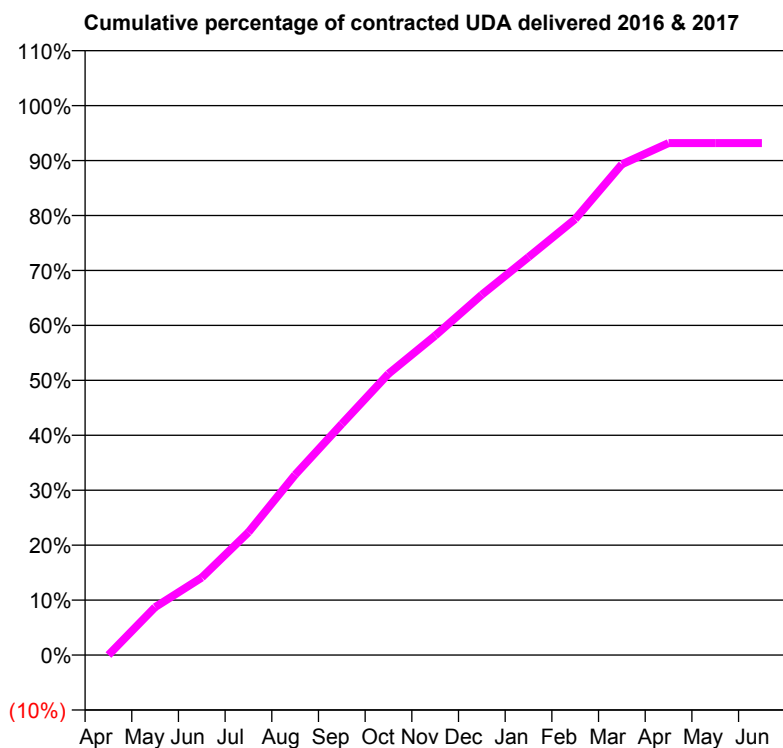
16/17 Contracted general activity (UDA)	3,427
Carry forward general activity (UDA)	0
16/17 Contracted orthodontic activity (UOA)	0
Carry forward orthodontic activity (UOA)	0
Baseline contract value	£81,789.81

ACCESS*

Patients seen in 24 months	Total	Change since previous quarter
Quarter ending March 2016	0	
Quarter ending June 2016	339	↑
Quarter ending September 2016	740	↑
Quarter ending December 2016	878	↑
Quarter ending March 2017	976	↑
Variance since March 2016	N/A	



ACTIVITY



Month	Adjusted Scheduled Activity (UDA)	
	2016	2017
April	0	0
May	0	299
June	0	484
July	0	766
August	0	1,125
September	0	1,441
October	0	1,755
November	0	1,992
December	0	2,247
January	0	2,482
February	0	2,719
March	0	3,061
April	0	3,193
May	0	3,193
June	0	3,193

QUALITY

	Quantity	Base Number	Contract	LHB	Wales
% of FP17s for the same patient ID Re-attending within 3 months - Children	15	483	3.1%	9.1%	11.3%
% of FP17s for the same patient ID Re-attending within 3 months - Adults	125	1,258	9.9%	13.6%	16.7%
% of FP17s for the same patient ID Re-attending between 3 & 9 months - Children	160	483	33.1%	54.1%	58.0%
% of FP17s for the same patient ID Re-attending between 3 & 9 months - Adults	364	1,258	28.9%	50.8%	53.7%
% of FP17s for Band 1 Urgent Courses	200	1,809	11.1%	8.4%	8.9%
% of FP17s Relating to Free Repair or Replacements	15	1,809	0.8%	0.6%	0.7%
% of FP17s Relating to Continuations	5	1,809	0.3%	1.1%	0.9%
% of Patients satisfied with the dentistry they have received	8	8	N/A	93.9%	93.9%
% of Patients satisfied with the time they had to wait for an appointment	8	8	N/A	86.6%	88.4%

* This is based on patients treated on this contract for their most recent course of treatment. Figures in italics indicate the base number of FP17s or Patient Questionnaire responses are less than 100. N/A is shown where the base number of responses is less than 10 during the period. % is calculated as Quantity/Base number*100

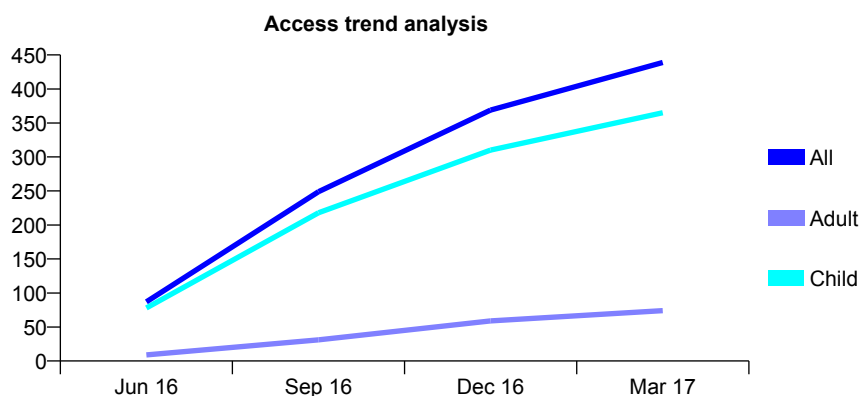
7A2 - Vital Signs At a Glance Contract Report for 100145/0000 - Year end March 2017

Name or company name	Capel Dental
Contract type name	GDS Contract
Purpose of contract	General
Contract start date	01/05/2016
Contract end date	

16/17 Contracted general activity (UDA)	1,146
Carry forward general activity (UDA)	0
16/17 Contracted orthodontic activity (UOA)	0
Carry forward orthodontic activity (UOA)	0
Baseline contract value	£26,408.43

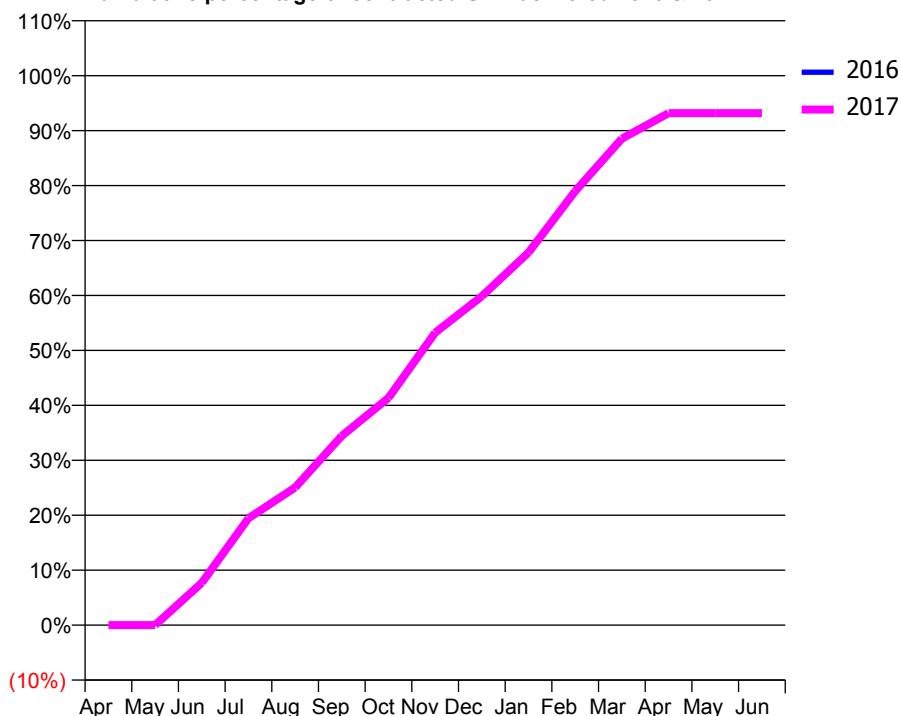
ACCESS*

Patients seen in 24 months	Total	Change since previous quarter
Quarter ending March 2016	0	
Quarter ending June 2016	87	↑
Quarter ending September 2016	249	↑
Quarter ending December 2016	369	↑
Quarter ending March 2017	439	↑
Variance since March 2016	N/A	



ACTIVITY

Cumulative percentage of contracted UDA delivered 2016 & 2017



Month	Adjusted Scheduled Activity (UDA)	
	2016	2017
April	0	0
May	0	0
June	0	88
July	0	223
August	0	287
September	0	395
October	0	474
November	0	610
December	0	686
January	0	777
February	0	905
March	0	1,015
April	0	1,068
May	0	1,068
June	0	1,068

QUALITY

	Quantity	Base Number	Contract	LHB	Wales
% of FP17s for the same patient ID Re-attending within 3 months - Children	26	562	4.6%	9.1%	11.3%
% of FP17s for the same patient ID Re-attending within 3 months - Adults	1	74	1.4%	13.6%	16.7%
% of FP17s for the same patient ID Re-attending between 3 & 9 months - Children	134	562	23.8%	54.1%	58.0%
% of FP17s for the same patient ID Re-attending between 3 & 9 months - Adults	8	74	10.8%	50.8%	53.7%
% of FP17s for Band 1 Urgent Courses	19	669	2.8%	8.4%	8.9%
% of FP17s Relating to Free Repair or Replacements	0	669	0.0%	0.6%	0.7%
% of FP17s Relating to Continuations	6	669	0.9%	1.1%	0.9%
% of Patients satisfied with the dentistry they have received	4	4	N/A	93.9%	93.9%
% of Patients satisfied with the time they had to wait for an appointment	4	4	N/A	86.6%	88.4%

* This is based on patients treated on this contract for their most recent course of treatment. Figures in italics indicate the base number of FP17s or Patient Questionnaire responses are less than 100. N/A is shown where the base number of responses is less than 10 during the period. % is calculated as Quantity/Base number*100

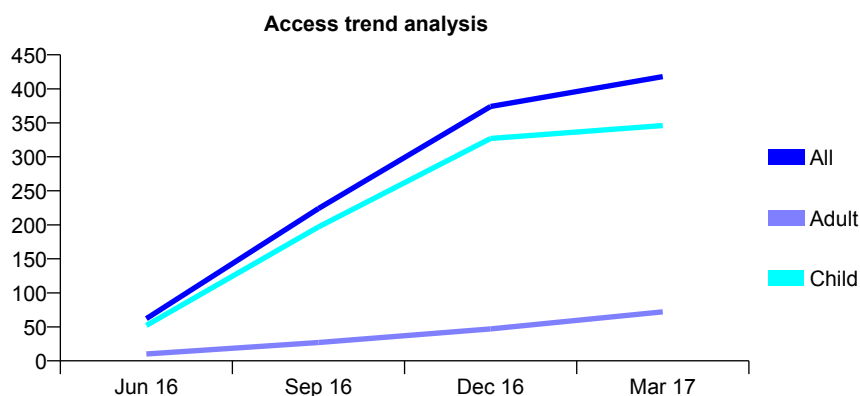
7A2 - Vital Signs At a Glance Contract Report for 100146/0000 - Year end March 2017

Name or company name	Capel Dental
Contract type name	GDS Contract
Purpose of contract	General
Contract start date	01/05/2016
Contract end date	

16/17 Contracted general activity (UDA)	1,054
Carry forward general activity (UDA)	0
16/17 Contracted orthodontic activity (UOA)	0
Carry forward orthodontic activity (UOA)	0
Baseline contract value	£24,422.97

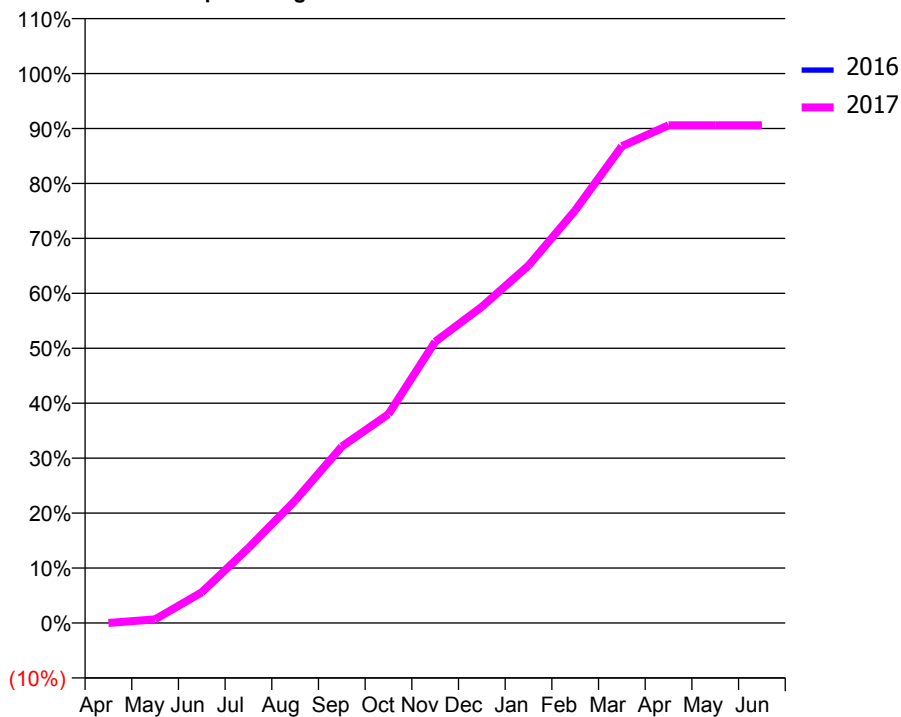
ACCESS*

Patients seen in 24 months	Total	Change since previous quarter
Quarter ending March 2016	0	
Quarter ending June 2016	62	↑
Quarter ending September 2016	224	↑
Quarter ending December 2016	374	↑
Quarter ending March 2017	418	↑
Variance since March 2016	N/A	



ACTIVITY

Cumulative percentage of contracted UDA delivered 2016 & 2017



Month	Adjusted Scheduled Activity (UDA)	
	2016	2017
April	0	0
May	0	7
June	0	59
July	0	144
August	0	235
September	0	338
October	0	401
November	0	540
December	0	607
January	0	686
February	0	792
March	0	915
April	0	955
May	0	955
June	0	955

QUALITY

	Quantity	Base Number	Contract	LHB	Wales
% of FP17s for the same patient ID Re-attending within 3 months - Children	22	546	4.0%	9.1%	11.3%
% of FP17s for the same patient ID Re-attending within 3 months - Adults	2	63	3.2%	13.6%	16.7%
% of FP17s for the same patient ID Re-attending between 3 & 9 months - Children	122	546	22.3%	54.1%	58.0%
% of FP17s for the same patient ID Re-attending between 3 & 9 months - Adults	3	63	4.8%	50.8%	53.7%
% of FP17s for Band 1 Urgent Courses	8	631	1.3%	8.4%	8.9%
% of FP17s Relating to Free Repair or Replacements	0	631	0.0%	0.6%	0.7%
% of FP17s Relating to Continuations	3	631	0.5%	1.1%	0.9%
% of Patients satisfied with the dentistry they have received	3	3	N/A	93.9%	93.9%
% of Patients satisfied with the time they had to wait for an appointment	3	3	N/A	86.6%	88.4%

* This is based on patients treated on this contract for their most recent course of treatment. Figures in italics indicate the base number of FP17s or Patient Questionnaire responses are less than 100. N/A is shown where the base number of responses is less than 10 during the period. % is calculated as Quantity/Base number*100

7A2 - Vital Signs At a Glance Contract Report for 100329/0000 - Year end March 2017

Name or company name	Eastgate Dental Surgery Limited
Contract type name	GDS Contract
Purpose of contract	General
Contract start date	06/03/2017
Contract end date	

16/17 Contracted general activity (UDA)	13
Carry forward general activity (UDA)	0
16/17 Contracted orthodontic activity (UOA)	0
Carry forward orthodontic activity (UOA)	0
Baseline contract value	£419.35

ACCESS*

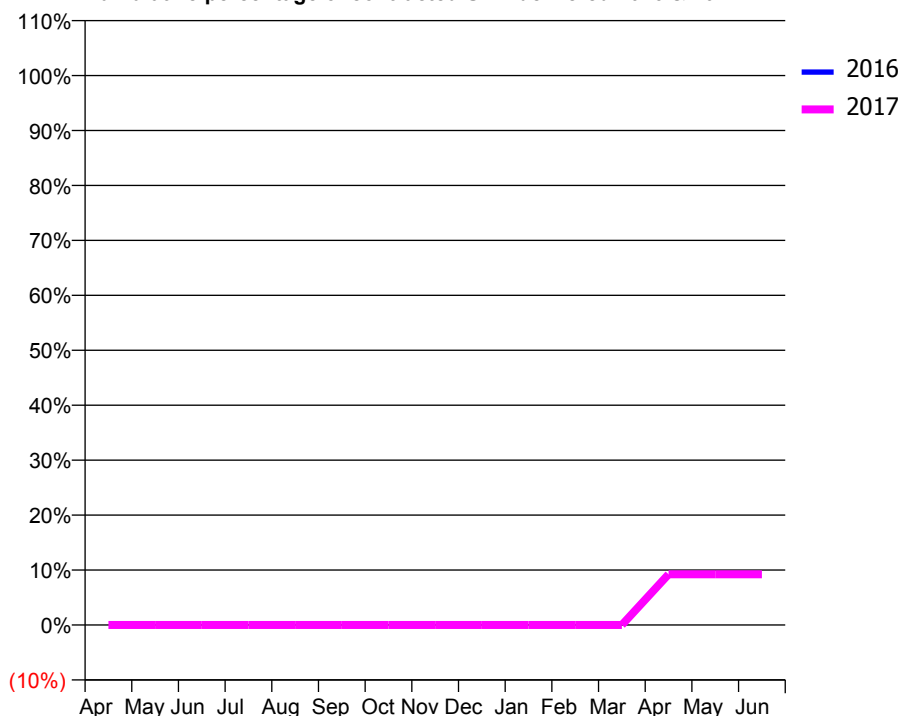
Patients seen in 24 months	Total	Change since previous quarter
Quarter ending March 2016	N/A	
Quarter ending June 2016	N/A	
Quarter ending September 2016	N/A	
Quarter ending December 2016	N/A	
Quarter ending March 2017	N/A	
Variance since March 2016	N/A	

Access trend analysis

■ All
■ Adult
■ Child

ACTIVITY

Cumulative percentage of contracted UDA delivered 2016 & 2017



Month	Adjusted Scheduled Activity (UDA)	
	2016	2017
April	0	0
May	0	0
June	0	0
July	0	0
August	0	0
September	0	0
October	0	0
November	0	0
December	0	0
January	0	0
February	0	0
March	0	0
April	0	1
May	0	1
June	0	1

QUALITY

	Quantity	Base Number	Contract	LHB	Wales
% of FP17s for the same patient ID Re-attending within 3 months - Children	0	0	N/A	9.1%	11.3%
% of FP17s for the same patient ID Re-attending within 3 months - Adults	0	0	N/A	13.6%	16.7%
% of FP17s for the same patient ID Re-attending between 3 & 9 months - Children	0	0	N/A	54.1%	58.0%
% of FP17s for the same patient ID Re-attending between 3 & 9 months - Adults	0	0	N/A	50.8%	53.7%
% of FP17s for Band 1 Urgent Courses	1	1	100.0%	8.4%	8.9%
% of FP17s Relating to Free Repair or Replacements	0	1	0.0%	0.6%	0.7%
% of FP17s Relating to Continuations	0	1	0.0%	1.1%	0.9%
% of Patients satisfied with the dentistry they have received	0	0	N/A	93.9%	93.9%
% of Patients satisfied with the time they had to wait for an appointment	0	0	N/A	86.6%	88.4%

* This is based on patients treated on this contract for their most recent course of treatment. Figures in italics indicate the base number of FP17s or Patient Questionnaire responses are less than 100. N/A is shown where the base number of responses is less than 10 during the period. % is calculated as Quantity/Base number*100

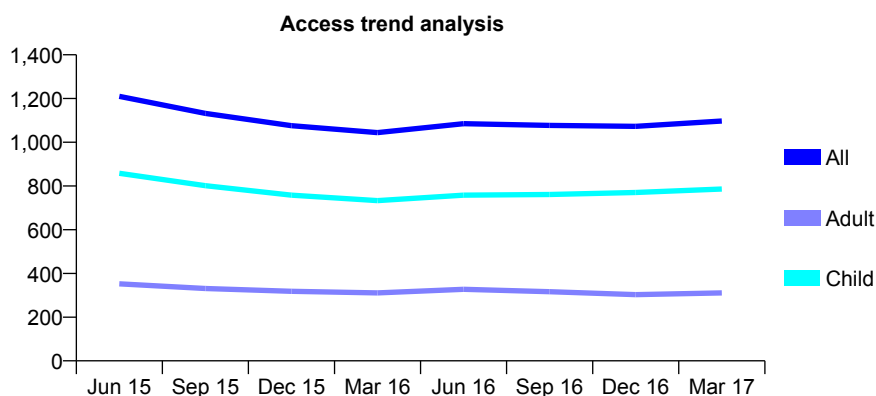
7A2 - Vital Signs At a Glance Contract Report for 105554/0001 - Year end March 2017

Name or company name	K J Dwyer
Contract type name	GDS Contract
Purpose of contract	General
Contract start date	01/11/2012
Contract end date	

16/17 Contracted general activity (UDA)	2,400
Carry forward general activity (UDA)	110
16/17 Contracted orthodontic activity (UOA)	0
Carry forward orthodontic activity (UOA)	0
Baseline contract value	£52,458.94

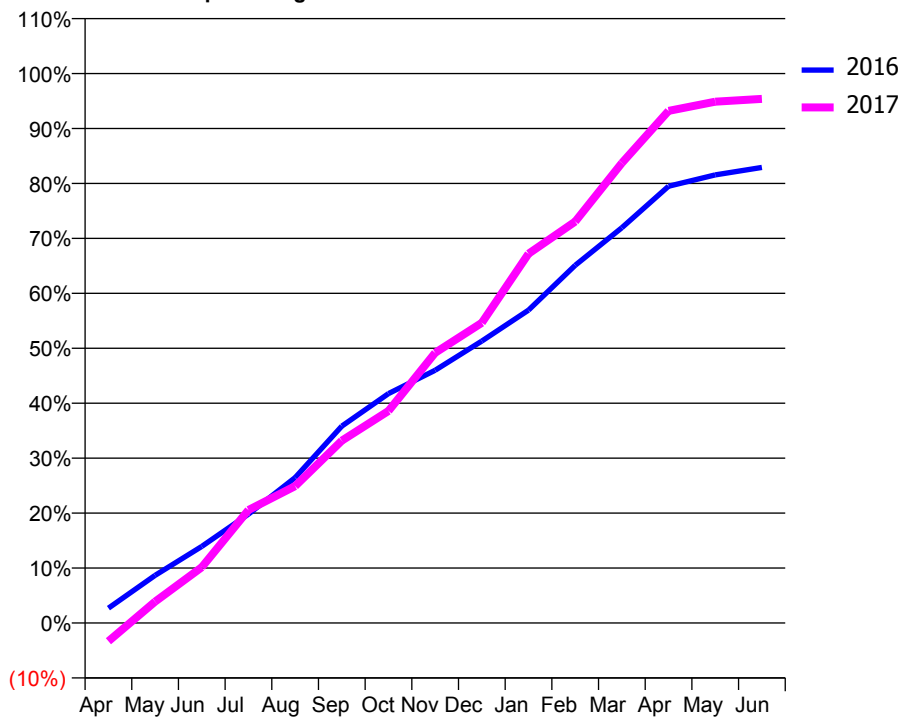
ACCESS*

Patients seen in 24 months	Total	Change since previous quarter
Quarter ending March 2016	1,044	
Quarter ending June 2016	1,085	↑
Quarter ending September 2016	1,077	→
Quarter ending December 2016	1,073	→
Quarter ending March 2017	1,097	↑
Variance since March 2016	5.1%	↑



ACTIVITY

Cumulative percentage of contracted UDA delivered 2016 & 2017



Month	Adjusted Scheduled Activity (UDA)	
	2016	2017
April	65	-80
May	208	94
June	334	244
July	476	494
August	635	598
September	860	796
October	1,002	926
November	1,104	1,180
December	1,232	1,311
January	1,366	1,613
February	1,562	1,753
March	1,727	2,009
April	1,908	2,237
May	1,957	2,277
June	1,990	2,289

QUALITY

	Quantity	Base Number	Contract	LHB	Wales
% of FP17s for the same patient ID Re-attending within 3 months - Children	132	1,219	10.8%	9.1%	11.3%
% of FP17s for the same patient ID Re-attending within 3 months - Adults	21	268	7.8%	13.6%	16.7%
% of FP17s for the same patient ID Re-attending between 3 & 9 months - Children	559	1,219	45.9%	54.1%	58.0%
% of FP17s for the same patient ID Re-attending between 3 & 9 months - Adults	118	268	44.0%	50.8%	53.7%
% of FP17s for Band 1 Urgent Courses	55	1,490	3.7%	8.4%	8.9%
% of FP17s Relating to Free Repair or Replacements	1	1,490	0.1%	0.6%	0.7%
% of FP17s Relating to Continuations	2	1,490	0.1%	1.1%	0.9%
% of Patients satisfied with the dentistry they have received	4	4	N/A	93.9%	93.9%
% of Patients satisfied with the time they had to wait for an appointment	3	4	N/A	86.6%	88.4%

* This is based on patients treated on this contract for their most recent course of treatment. Figures in italics indicate the base number of FP17s or Patient Questionnaire responses are less than 100. N/A is shown where the base number of responses is less than 10 during the period. % is calculated as Quantity/Base number*100

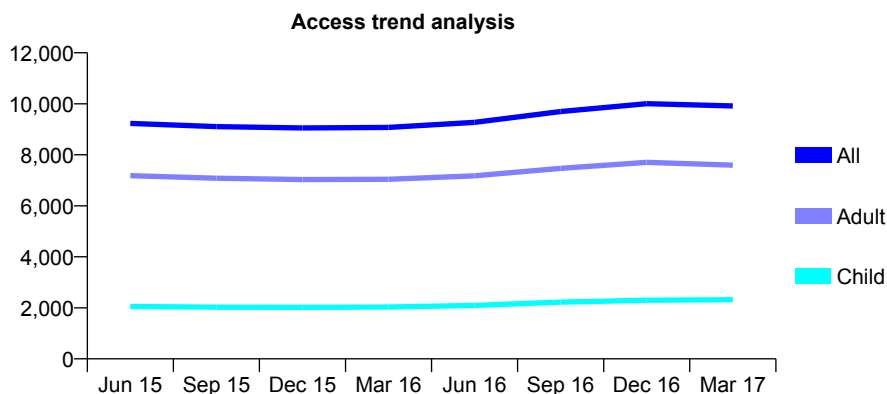
7A2 - Vital Signs At a Glance Contract Report for 106631/0001 - Year end March 2017

Name or company name	Dr N Patel, Dr J Rai and Dr N Kernahan
Contract type name	GDS Contract
Purpose of contract	General
Contract start date	01/04/2006
Contract end date	

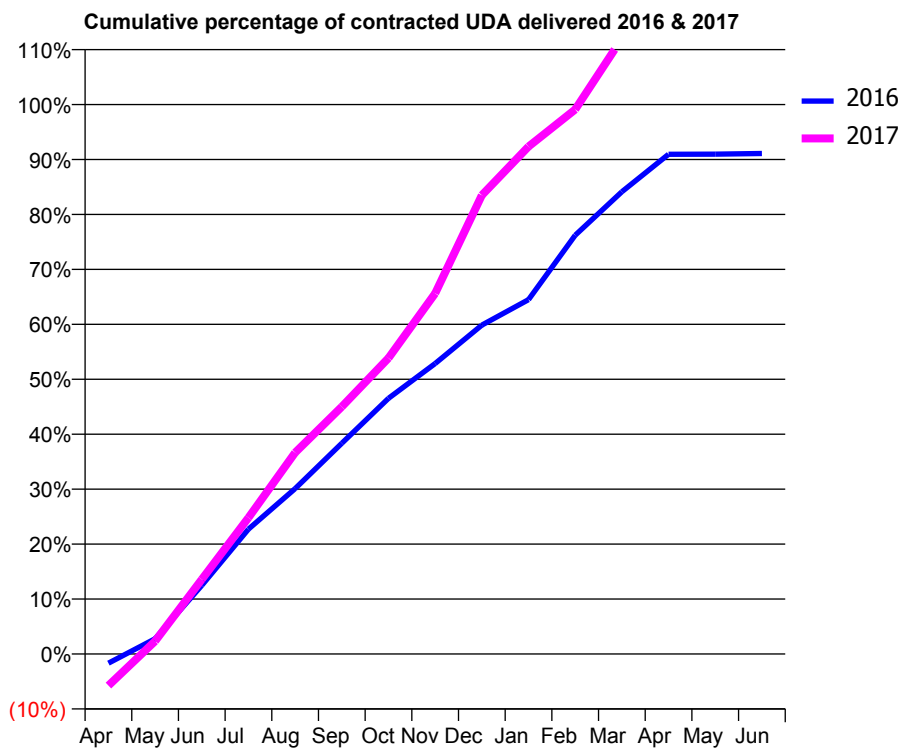
16/17 Contracted general activity (UDA)	26,605
Carry forward general activity (UDA)	2,502
16/17 Contracted orthodontic activity (UOA)	0
Carry forward orthodontic activity (UOA)	0
Baseline contract value	£691,104.93

ACCESS*

Patients seen in 24 months	Total	Change since previous quarter
Quarter ending March 2016	9,072	
Quarter ending June 2016	9,271	↑
Quarter ending September 2016	9,697	↑
Quarter ending December 2016	10,006	↑
Quarter ending March 2017	9,915	→
Variance since March 2016	9.3%	↑



ACTIVITY



Month	Adjusted Scheduled Activity (UDA)	
	2016	2017
April	-476	-1,530
May	781	624
June	3,504	3,611
July	6,374	6,602
August	8,445	9,753
September	10,764	11,976
October	13,057	14,327
November	14,837	17,462
December	16,792	22,213
January	18,098	24,568
February	21,384	26,366
March	23,606	29,801
April	25,521	30,734
May	25,527	30,741
June	25,558	30,752

QUALITY

	Quantity	Base Number	Contract	LHB	Wales
% of FP17s for the same patient ID Re-attending within 3 months - Children	227	3,703	6.1%	9.1%	11.3%
% of FP17s for the same patient ID Re-attending within 3 months - Adults	2,012	13,077	15.4%	13.6%	16.7%
% of FP17s for the same patient ID Re-attending between 3 & 9 months - Children	2,114	3,703	57.1%	54.1%	58.0%
% of FP17s for the same patient ID Re-attending between 3 & 9 months - Adults	7,769	13,077	59.4%	50.8%	53.7%
% of FP17s for Band 1 Urgent Courses	866	16,167	5.4%	8.4%	8.9%
% of FP17s Relating to Free Repair or Replacements	151	16,167	0.9%	0.6%	0.7%
% of FP17s Relating to Continuations	391	16,167	2.4%	1.1%	0.9%
% of Patients satisfied with the dentistry they have received	71	77	92.2%	93.9%	93.9%
% of Patients satisfied with the time they had to wait for an appointment	72	77	93.5%	86.6%	88.4%

* This is based on patients treated on this contract for their most recent course of treatment. Figures in italics indicate the base number of FP17s or Patient Questionnaire responses are less than 100. N/A is shown where the base number of responses is less than 10 during the period. % is calculated as Quantity/Base number*100

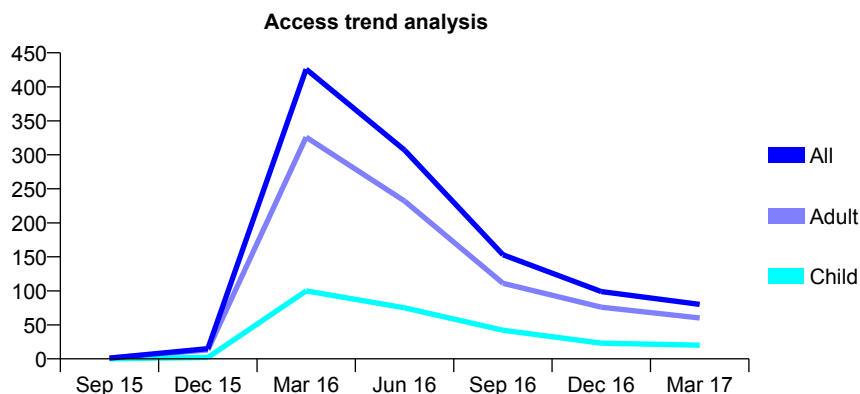
7A2 - Vital Signs At a Glance Contract Report for 106631/0004 - Year end March 2017

Name or company name	Dr N Patel, Dr J Rai and Dr N Kernahan
Contract type name	PDS Contract
Purpose of contract	General
Contract start date	01/04/2015
Contract end date	

16/17 Contracted general activity (UDA)	1,250
Carry forward general activity (UDA)	0
16/17 Contracted orthodontic activity (UOA)	0
Carry forward orthodontic activity (UOA)	0
Baseline contract value	£0.00

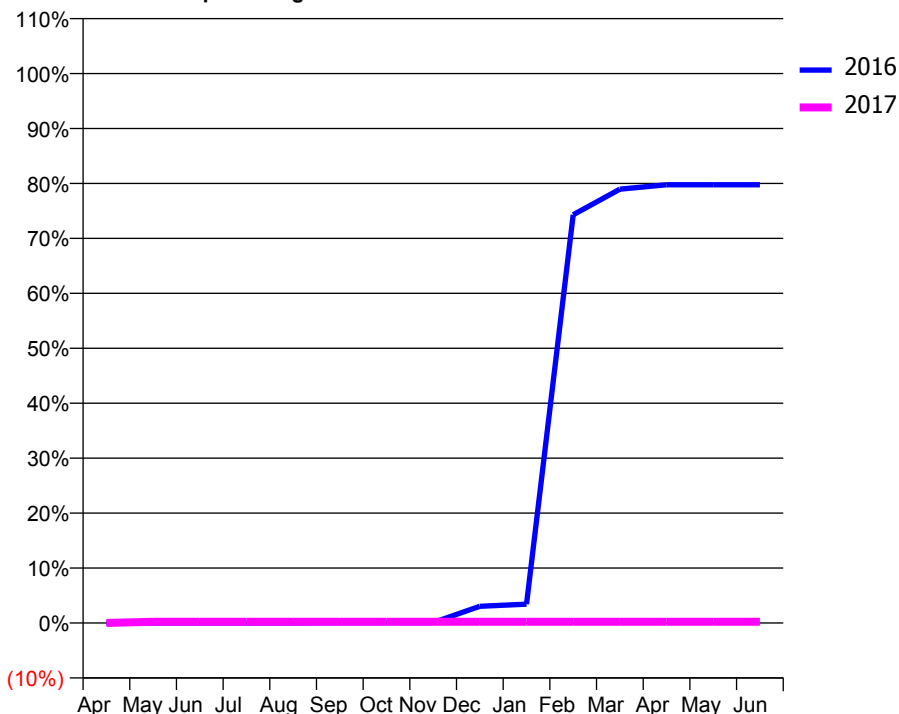
ACCESS*

Patients seen in 24 months	Total	Change since previous quarter
Quarter ending March 2016	426	
Quarter ending June 2016	307	↓
Quarter ending September 2016	153	↓
Quarter ending December 2016	99	↓
Quarter ending March 2017	80	↓
Variance since March 2016	(81.2%)	↓



ACTIVITY

Cumulative percentage of contracted UDA delivered 2016 & 2017



Month	Adjusted Scheduled Activity (UDA)	
	2016	2017
April	0	0
May	0	3
June	0	3
July	0	3
August	0	3
September	1	3
October	1	3
November	1	3
December	38	3
January	43	3
February	929	3
March	987	3
April	997	3
May	997	3
June	997	3

QUALITY

	Quantity	Base Number	Contract	LHB	Wales
% of FP17s for the same patient ID Re-attending within 3 months - Children	0	0	N/A	9.1%	11.3%
% of FP17s for the same patient ID Re-attending within 3 months - Adults	0	5	0.0%	13.6%	16.7%
% of FP17s for the same patient ID Re-attending between 3 & 9 months - Children	0	0	N/A	54.1%	58.0%
% of FP17s for the same patient ID Re-attending between 3 & 9 months - Adults	0	5	0.0%	50.8%	53.7%
% of FP17s for Band 1 Urgent Courses	0	1	0.0%	8.4%	8.9%
% of FP17s Relating to Free Repair or Replacements	0	1	0.0%	0.6%	0.7%
% of FP17s Relating to Continuations	0	1	0.0%	1.1%	0.9%
% of Patients satisfied with the dentistry they have received	0	0	N/A	93.9%	93.9%
% of Patients satisfied with the time they had to wait for an appointment	0	0	N/A	86.6%	88.4%

* This is based on patients treated on this contract for their most recent course of treatment. Figures in italics indicate the base number of FP17s or Patient Questionnaire responses are less than 100. N/A is shown where the base number of responses is less than 10 during the period. % is calculated as Quantity/Base number*100

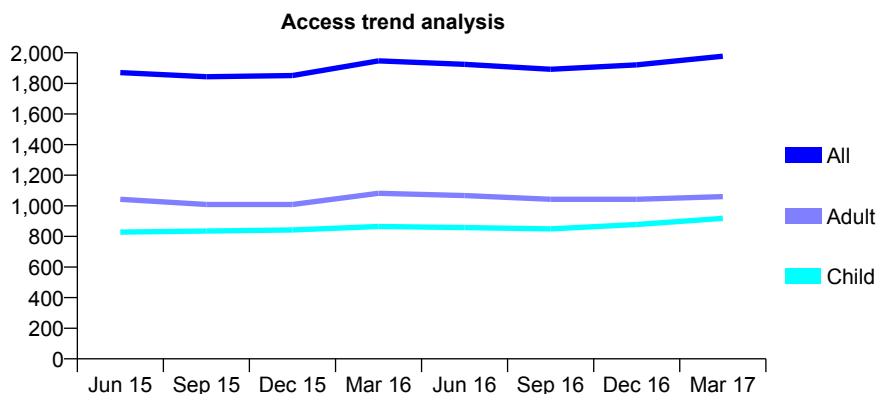
7A2 - Vital Signs At a Glance Contract Report for 106682/0001 - Year end March 2017

Name or company name	Warren Davies Ltd.
Contract type name	GDS Contract
Purpose of contract	General
Contract start date	01/01/2007
Contract end date	

16/17 Contracted general activity (UDA)	9,112
Carry forward general activity (UDA)	44
16/17 Contracted orthodontic activity (UOA)	0
Carry forward orthodontic activity (UOA)	0
Baseline contract value	£236,406.34

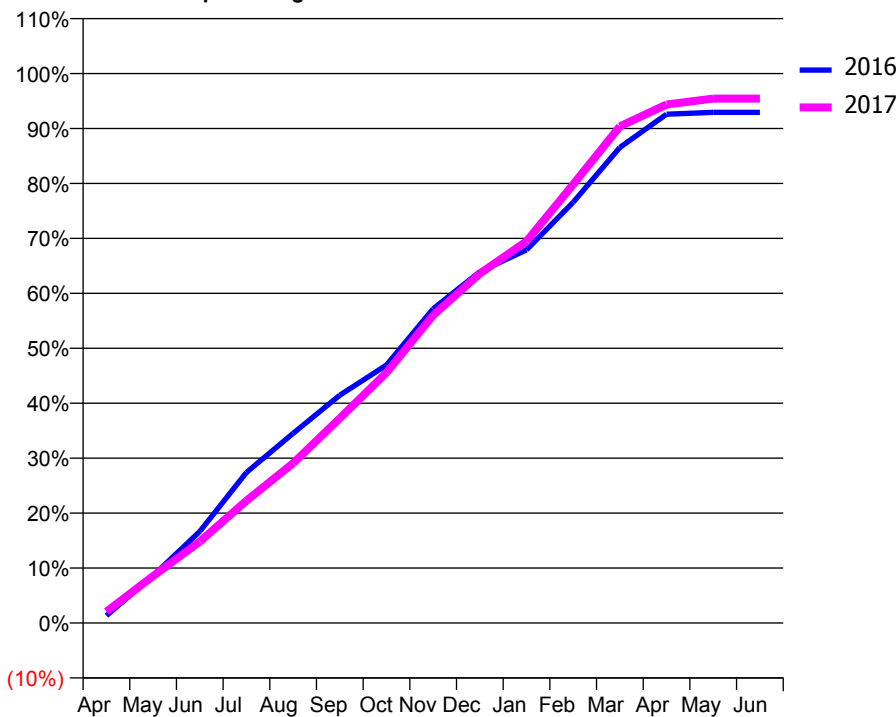
ACCESS*

Patients seen in 24 months	Total	Change since previous quarter
Quarter ending March 2016	1,947	
Quarter ending June 2016	1,925	↓
Quarter ending September 2016	1,892	↓
Quarter ending December 2016	1,921	→
Quarter ending March 2017	1,978	↑
Variance since March 2016	1.6%	→



ACTIVITY

Cumulative percentage of contracted UDA delivered 2016 & 2017



Month	Adjusted Scheduled Activity (UDA)	
	2016	2017
April	122	190
May	785	779
June	1,518	1,350
July	2,499	2,030
August	3,146	2,651
September	3,777	3,394
October	4,278	4,152
November	5,211	5,104
December	5,825	5,795
January	6,189	6,329
February	6,978	7,273
March	7,886	8,235
April	8,437	8,597
May	8,468	8,695
June	8,468	8,695

QUALITY

	Quantity	Base Number	Contract	LHB	Wales
% of FP17s for the same patient ID Re-attending within 3 months - Children	136	1,630	8.3%	9.1%	11.3%
% of FP17s for the same patient ID Re-attending within 3 months - Adults	496	1,975	25.1%	13.6%	16.7%
% of FP17s for the same patient ID Re-attending between 3 & 9 months - Children	1,000	1,630	61.3%	54.1%	58.0%
% of FP17s for the same patient ID Re-attending between 3 & 9 months - Adults	1,077	1,975	54.5%	50.8%	53.7%
% of FP17s for Band 1 Urgent Courses	403	3,489	11.6%	8.4%	8.9%
% of FP17s Relating to Free Repair or Replacements	1	3,489	0.0%	0.6%	0.7%
% of FP17s Relating to Continuations	43	3,489	1.2%	1.1%	0.9%
% of Patients satisfied with the dentistry they have received	25	25	100.0%	93.9%	93.9%
% of Patients satisfied with the time they had to wait for an appointment	24	25	96.0%	86.6%	88.4%

* This is based on patients treated on this contract for their most recent course of treatment. Figures in italics indicate the base number of FP17s or Patient Questionnaire responses are less than 100. N/A is shown where the base number of responses is less than 10 during the period. % is calculated as Quantity/Base number*100

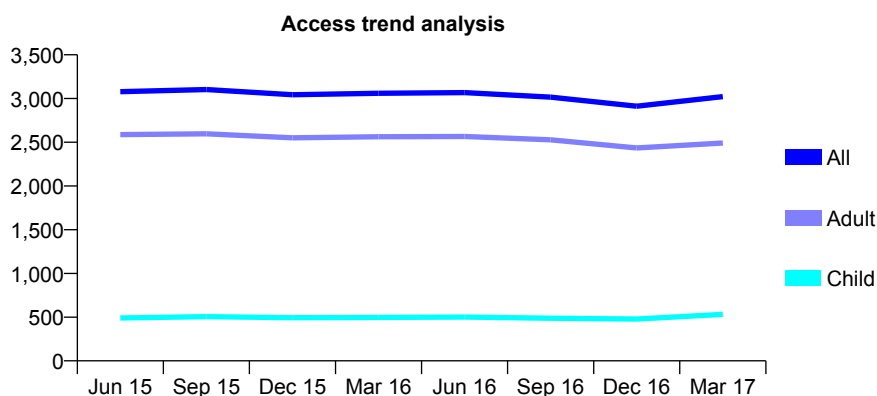
7A2 - Vital Signs At a Glance Contract Report for 106968/0001 - Year end March 2017

Name or company name	Eastgate Dental Surgery Limited
Contract type name	GDS Contract
Purpose of contract	General
Contract start date	01/04/2011
Contract end date	

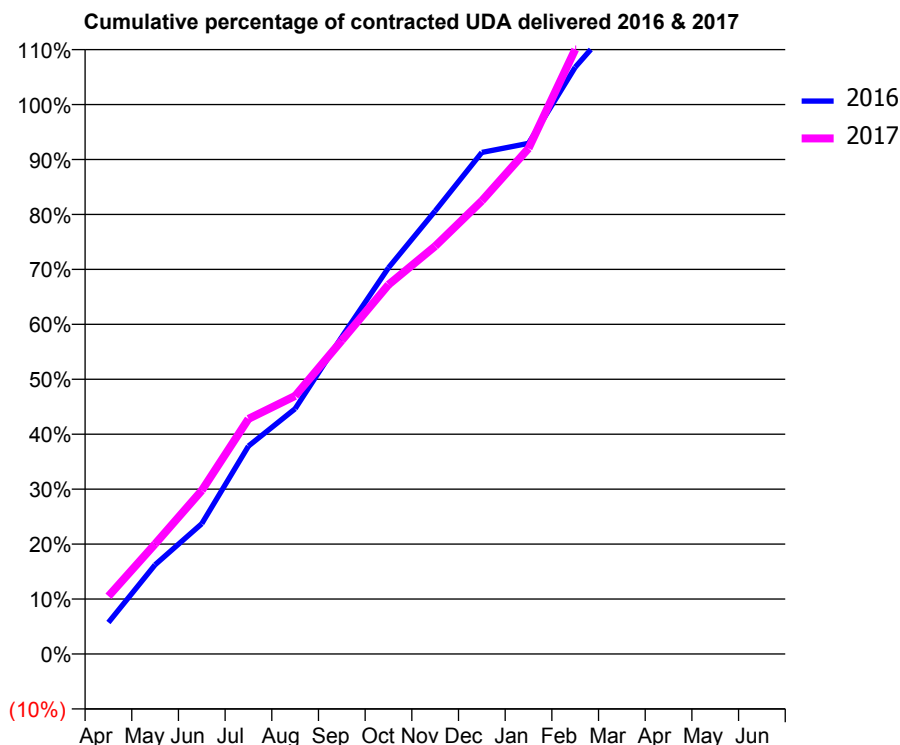
16/17 Contracted general activity (UDA)	7,616
Carry forward general activity (UDA)	-381
16/17 Contracted orthodontic activity (UOA)	0
Carry forward orthodontic activity (UOA)	0
Baseline contract value	£210,431.68

ACCESS*

Patients seen in 24 months	Total	Change since previous quarter
Quarter ending March 2016	3,060	
Quarter ending June 2016	3,067	→
Quarter ending September 2016	3,016	↓
Quarter ending December 2016	2,912	↓
Quarter ending March 2017	3,022	↑
Variance since March 2016	(1.2%)	↓



ACTIVITY



Month	Adjusted Scheduled Activity (UDA)	
	2016	2017
April	471	801
May	1,333	1,525
June	1,948	2,267
July	3,109	3,259
August	3,666	3,577
September	4,740	4,346
October	5,772	5,118
November	6,621	5,653
December	7,496	6,281
January	7,632	7,007
February	8,770	8,379
March	9,559	9,291
April	10,011	9,628
May	10,047	9,616
June	10,054	9,613

QUALITY

	Quantity	Base Number	Contract	LHB	Wales
% of FP17s for the same patient ID Re-attending within 3 months - Children	52	769	6.8%	9.1%	11.3%
% of FP17s for the same patient ID Re-attending within 3 months - Adults	457	3,570	12.8%	13.6%	16.7%
% of FP17s for the same patient ID Re-attending between 3 & 9 months - Children	399	769	51.9%	54.1%	58.0%
% of FP17s for the same patient ID Re-attending between 3 & 9 months - Adults	2,090	3,570	58.5%	50.8%	53.7%
% of FP17s for Band 1 Urgent Courses	327	4,186	7.8%	8.4%	8.9%
% of FP17s Relating to Free Repair or Replacements	7	4,186	0.2%	0.6%	0.7%
% of FP17s Relating to Continuations	7	4,186	0.2%	1.1%	0.9%
% of Patients satisfied with the dentistry they have received	27	30	90.0%	93.9%	93.9%
% of Patients satisfied with the time they had to wait for an appointment	25	30	83.3%	86.6%	88.4%

* This is based on patients treated on this contract for their most recent course of treatment. Figures in italics indicate the base number of FP17s or Patient Questionnaire responses are less than 100. N/A is shown where the base number of responses is less than 10 during the period. % is calculated as Quantity/Base number*100

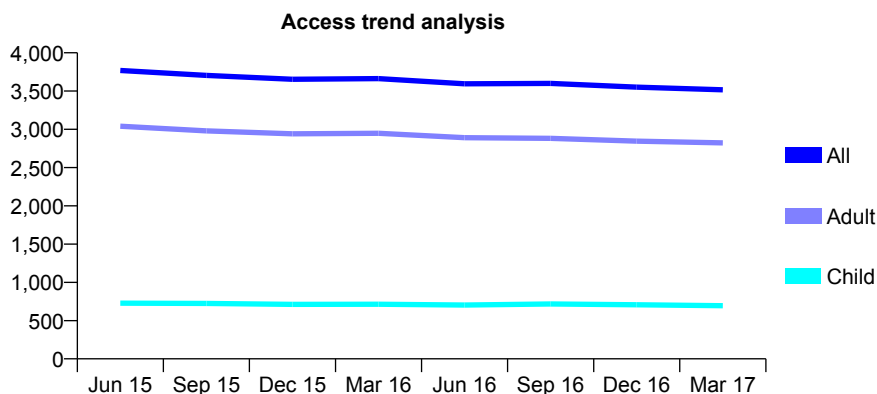
7A2 - Vital Signs At a Glance Contract Report for 112461/0001 - Year end March 2017

Name or company name	Deintyddfa Emlyn
Contract type name	GDS Contract
Purpose of contract	General
Contract start date	21/02/2011
Contract end date	

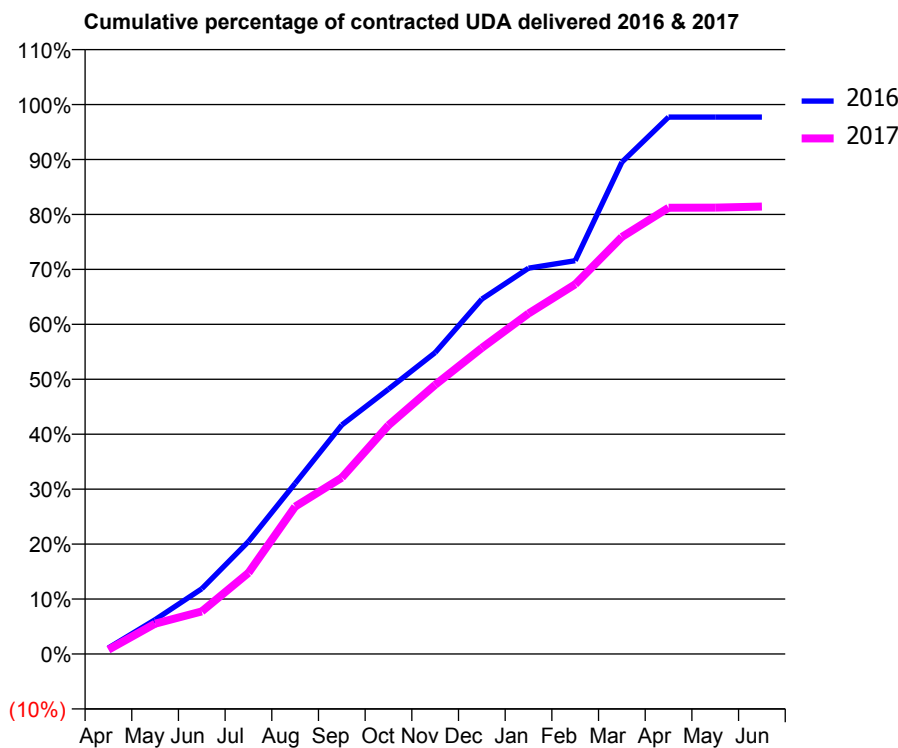
16/17 Contracted general activity (UDA)	12,000
Carry forward general activity (UDA)	273
16/17 Contracted orthodontic activity (UOA)	0
Carry forward orthodontic activity (UOA)	0
Baseline contract value	£304,696.49

ACCESS*

Patients seen in 24 months	Total	Change since previous quarter
Quarter ending March 2016	3,662	
Quarter ending June 2016	3,594	↓
Quarter ending September 2016	3,600	→
Quarter ending December 2016	3,551	↓
Quarter ending March 2017	3,517	→
Variance since March 2016	(4.0%)	↓



ACTIVITY



Month	Adjusted Scheduled Activity (UDA)	
	2016	2017
April	133	95
May	750	661
June	1,424	931
July	2,455	1,773
August	3,725	3,219
September	5,000	3,851
October	5,786	4,997
November	6,582	5,878
December	7,750	6,684
January	8,427	7,437
February	8,589	8,073
March	10,742	9,108
April	11,725	9,745
May	11,727	9,747
June	11,727	9,772

QUALITY

	Quantity	Base Number	Contract	LHB	Wales
% of FP17s for the same patient ID Re-attending within 3 months - Children	55	1,169	4.7%	9.1%	11.3%
% of FP17s for the same patient ID Re-attending within 3 months - Adults	413	4,537	9.1%	13.6%	16.7%
% of FP17s for the same patient ID Re-attending between 3 & 9 months - Children	773	1,169	66.1%	54.1%	58.0%
% of FP17s for the same patient ID Re-attending between 3 & 9 months - Adults	3,277	4,537	72.2%	50.8%	53.7%
% of FP17s for Band 1 Urgent Courses	383	5,517	6.9%	8.4%	8.9%
% of FP17s Relating to Free Repair or Replacements	28	5,517	0.5%	0.6%	0.7%
% of FP17s Relating to Continuations	1	5,517	0.0%	1.1%	0.9%
% of Patients satisfied with the dentistry they have received	46	47	97.9%	93.9%	93.9%
% of Patients satisfied with the time they had to wait for an appointment	43	47	91.5%	86.6%	88.4%

* This is based on patients treated on this contract for their most recent course of treatment. Figures in italics indicate the base number of FP17s or Patient Questionnaire responses are less than 100. N/A is shown where the base number of responses is less than 10 during the period. % is calculated as Quantity/Base number*100

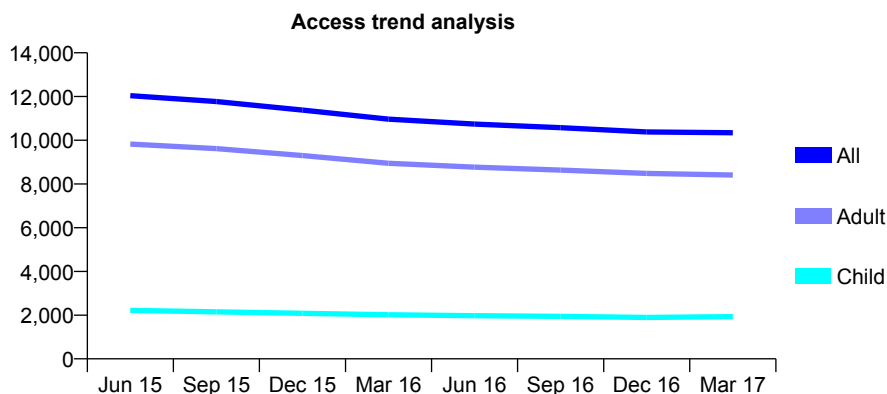
7A2 - Vital Signs At a Glance Contract Report for 112488/0001 - Year end March 2017

Name or company name	Integrated Dental Holdings
Contract type name	GDS Contract
Purpose of contract	General
Contract start date	01/04/2006
Contract end date	

16/17 Contracted general activity (UDA)	37,500
Carry forward general activity (UDA)	1,294
16/17 Contracted orthodontic activity (UOA)	0
Carry forward orthodontic activity (UOA)	0
Baseline contract value	£857,043.97

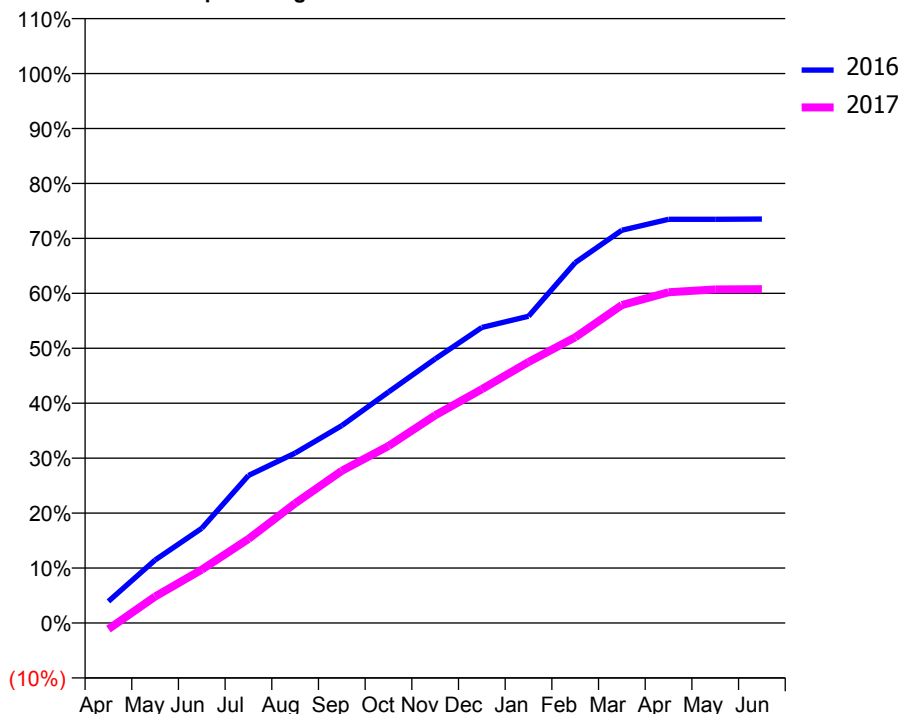
ACCESS*

Patients seen in 24 months	Total	Change since previous quarter
Quarter ending March 2016	10,963	
Quarter ending June 2016	10,740	↓
Quarter ending September 2016	10,575	↓
Quarter ending December 2016	10,377	↓
Quarter ending March 2017	10,344	→
Variance since March 2016	(5.6%)	↓



ACTIVITY

Cumulative percentage of contracted UDA delivered 2016 & 2017



Month	Adjusted Scheduled Activity (UDA)	
	2016	2017
April	1,480	-424
May	4,299	1,802
June	6,468	3,644
July	10,071	5,739
August	11,598	8,166
September	13,474	10,386
October	15,762	12,078
November	18,019	14,176
December	20,173	15,955
January	20,936	17,810
February	24,595	19,494
March	26,803	21,701
April	27,555	22,570
May	27,553	22,761
June	27,569	22,780

QUALITY

	Quantity	Base Number	Contract	LHB	Wales
% of FP17s for the same patient ID Re-attending within 3 months - Children	38	2,306	1.6%	9.1%	11.3%
% of FP17s for the same patient ID Re-attending within 3 months - Adults	471	9,948	4.7%	13.6%	16.7%
% of FP17s for the same patient ID Re-attending between 3 & 9 months - Children	909	2,306	39.4%	54.1%	58.0%
% of FP17s for the same patient ID Re-attending between 3 & 9 months - Adults	4,796	9,948	48.2%	50.8%	53.7%
% of FP17s for Band 1 Urgent Courses	186	12,336	1.5%	8.4%	8.9%
% of FP17s Relating to Free Repair or Replacements	28	12,336	0.2%	0.6%	0.7%
% of FP17s Relating to Continuations	70	12,336	0.6%	1.1%	0.9%
% of Patients satisfied with the dentistry they have received	56	60	93.3%	93.9%	93.9%
% of Patients satisfied with the time they had to wait for an appointment	52	60	86.7%	86.6%	88.4%

* This is based on patients treated on this contract for their most recent course of treatment. Figures in italics indicate the base number of FP17s or Patient Questionnaire responses are less than 100. N/A is shown where the base number of responses is less than 10 during the period. % is calculated as Quantity/Base number*100

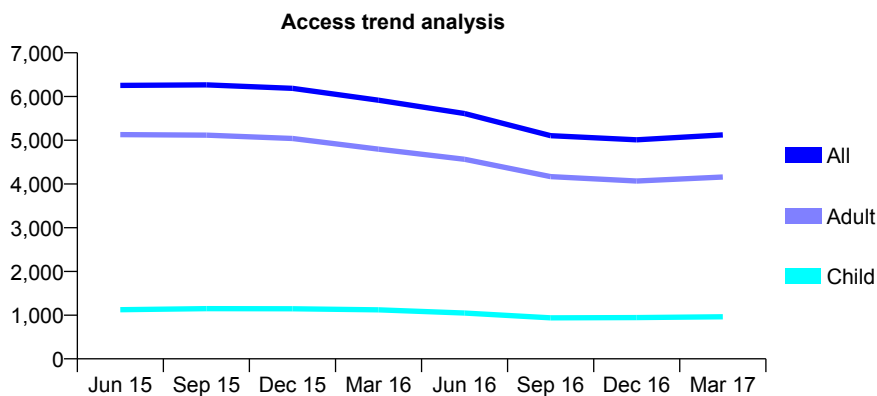
7A2 - Vital Signs At a Glance Contract Report for 116300/0001 - Year end March 2017

Name or company name	Whitecross Dental Care Ltd
Contract type name	GDS Contract
Purpose of contract	General
Contract start date	01/11/2006
Contract end date	

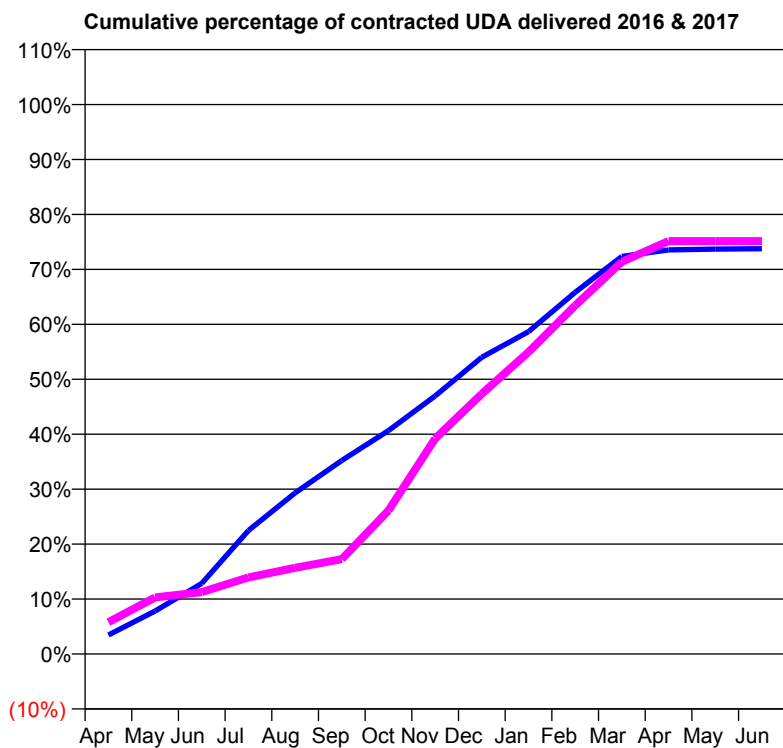
16/17 Contracted general activity (UDA)	15,000
Carry forward general activity (UDA)	-506
16/17 Contracted orthodontic activity (UOA)	0
Carry forward orthodontic activity (UOA)	0
Baseline contract value	£350,048.09

ACCESS*

Patients seen in 24 months	Total	Change since previous quarter
Quarter ending March 2016	5,916	
Quarter ending June 2016	5,610	↓
Quarter ending September 2016	5,104	↓
Quarter ending December 2016	5,009	↓
Quarter ending March 2017	5,122	↑
Variance since March 2016	(13.4%)	↓



ACTIVITY



Month	Adjusted Scheduled Activity (UDA)	
	2016	2017
April	520	869
May	1,172	1,545
June	1,928	1,690
July	3,372	2,090
August	4,401	2,352
September	5,282	2,590
October	6,099	3,918
November	7,044	5,880
December	8,100	7,102
January	8,801	8,244
February	9,873	9,514
March	10,851	10,707
April	11,031	11,271
May	11,055	11,273
June	11,064	11,273

QUALITY

	Quantity	Base Number	Contract	LHB	Wales
% of FP17s for the same patient ID Re-attending within 3 months - Children	53	897	5.9%	9.1%	11.3%
% of FP17s for the same patient ID Re-attending within 3 months - Adults	447	4,147	10.8%	13.6%	16.7%
% of FP17s for the same patient ID Re-attending between 3 & 9 months - Children	127	897	14.2%	54.1%	58.0%
% of FP17s for the same patient ID Re-attending between 3 & 9 months - Adults	759	4,147	18.3%	50.8%	53.7%
% of FP17s for Band 1 Urgent Courses	199	5,288	3.8%	8.4%	8.9%
% of FP17s Relating to Free Repair or Replacements	32	5,288	0.6%	0.6%	0.7%
% of FP17s Relating to Continuations	114	5,288	2.2%	1.1%	0.9%
% of Patients satisfied with the dentistry they have received	27	31	87.1%	93.9%	93.9%
% of Patients satisfied with the time they had to wait for an appointment	21	31	67.7%	86.6%	88.4%

* This is based on patients treated on this contract for their most recent course of treatment. Figures in italics indicate the base number of FP17s or Patient Questionnaire responses are less than 100. N/A is shown where the base number of responses is less than 10 during the period. % is calculated as Quantity/Base number*100

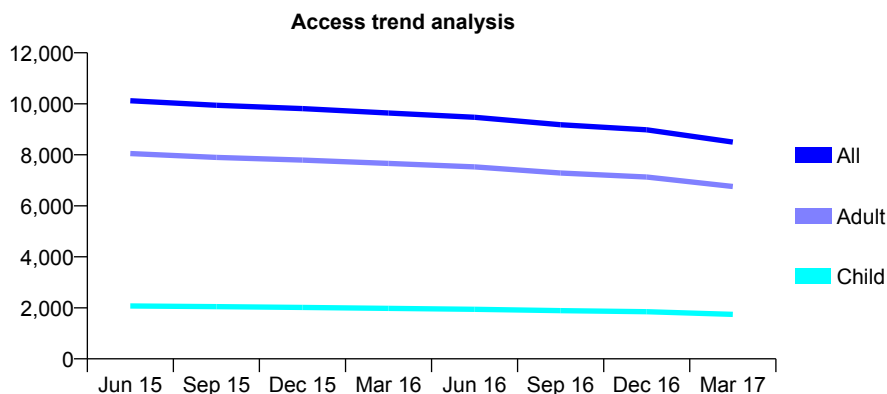
7A2 - Vital Signs At a Glance Contract Report for 116300/0002 - Year end March 2017

Name or company name	Whitecross Dental Care Ltd
Contract type name	GDS Contract
Purpose of contract	General
Contract start date	21/11/2007
Contract end date	

16/17 Contracted general activity (UDA)	30,004
Carry forward general activity (UDA)	0
16/17 Contracted orthodontic activity (UOA)	0
Carry forward orthodontic activity (UOA)	0
Baseline contract value	£646,276.46

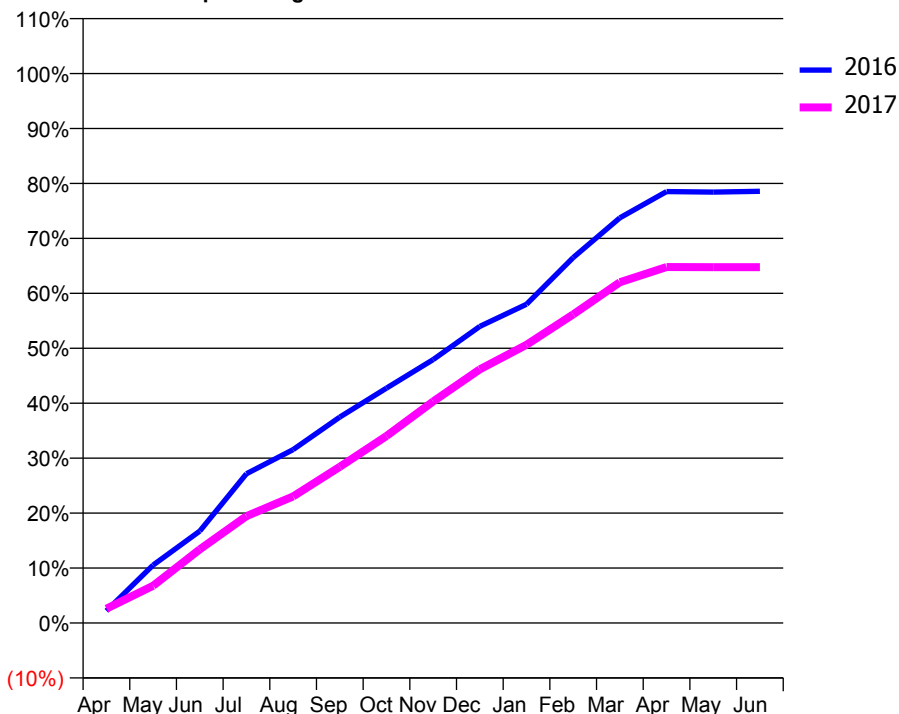
ACCESS*

Patients seen in 24 months	Total	Change since previous quarter
Quarter ending March 2016	9,640	
Quarter ending June 2016	9,473	↓
Quarter ending September 2016	9,178	↓
Quarter ending December 2016	8,981	↓
Quarter ending March 2017	8,500	↓
Variance since March 2016	(11.8%)	↓



ACTIVITY

Cumulative percentage of contracted UDA delivered 2016 & 2017



Month	Adjusted Scheduled Activity (UDA)	
	2016	2017
April	669	780
May	3,165	2,035
June	5,022	4,023
July	8,152	5,837
August	9,466	6,912
September	11,244	8,531
October	12,829	10,208
November	14,381	12,097
December	16,194	13,852
January	17,404	15,194
February	19,956	16,848
March	22,123	18,606
April	23,556	19,439
May	23,528	19,431
June	23,571	19,427

QUALITY

	Quantity	Base Number	Contract	LHB	Wales
% of FP17s for the same patient ID Re-attending within 3 months - Children	65	1,792	3.6%	9.1%	11.3%
% of FP17s for the same patient ID Re-attending within 3 months - Adults	573	6,684	8.6%	13.6%	16.7%
% of FP17s for the same patient ID Re-attending between 3 & 9 months - Children	501	1,792	28.0%	54.1%	58.0%
% of FP17s for the same patient ID Re-attending between 3 & 9 months - Adults	2,305	6,684	34.5%	50.8%	53.7%
% of FP17s for Band 1 Urgent Courses	180	8,027	2.2%	8.4%	8.9%
% of FP17s Relating to Free Repair or Replacements	126	8,027	1.6%	0.6%	0.7%
% of FP17s Relating to Continuations	143	8,027	1.8%	1.1%	0.9%
% of Patients satisfied with the dentistry they have received	61	61	100.0%	93.9%	93.9%
% of Patients satisfied with the time they had to wait for an appointment	55	61	90.2%	86.6%	88.4%

* This is based on patients treated on this contract for their most recent course of treatment. Figures in italics indicate the base number of FP17s or Patient Questionnaire responses are less than 100. N/A is shown where the base number of responses is less than 10 during the period. % is calculated as Quantity/Base number*100

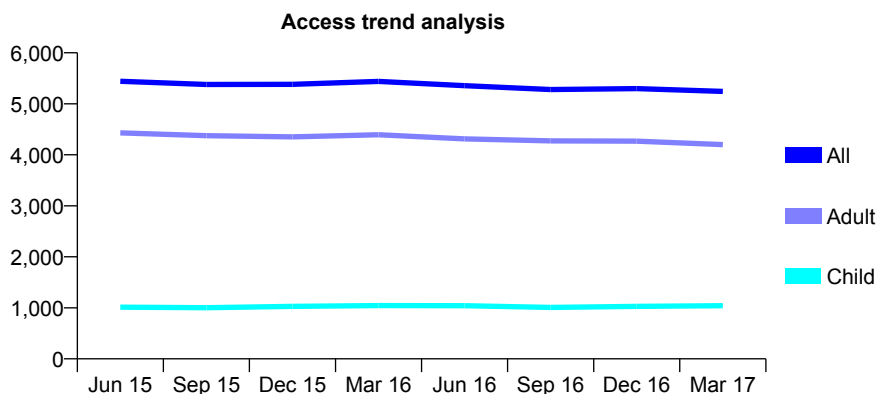
7A2 - Vital Signs At a Glance Contract Report for 116300/0003 - Year end March 2017

Name or company name	Whitecross Dental Care Ltd
Contract type name	GDS Contract
Purpose of contract	General
Contract start date	01/03/2008
Contract end date	

16/17 Contracted general activity (UDA)	15,957
Carry forward general activity (UDA)	130
16/17 Contracted orthodontic activity (UOA)	0
Carry forward orthodontic activity (UOA)	0
Baseline contract value	£484,261.14

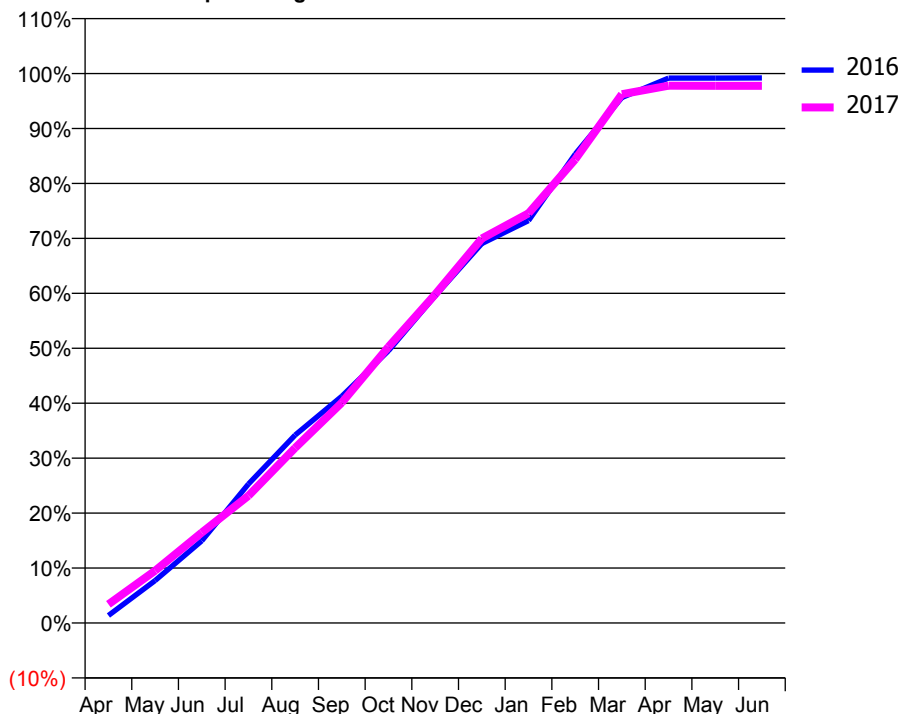
ACCESS*

Patients seen in 24 months	Total	Change since previous quarter
Quarter ending March 2016	5,438	
Quarter ending June 2016	5,356	↓
Quarter ending September 2016	5,280	↓
Quarter ending December 2016	5,297	→
Quarter ending March 2017	5,242	↓
Variance since March 2016	(3.6%)	↓



ACTIVITY

Cumulative percentage of contracted UDA delivered 2016 & 2017



Adjusted Scheduled Activity (UDA)

Month	2016	2017
April	220	545
May	1,235	1,522
June	2,388	2,629
July	4,037	3,697
August	5,457	5,087
September	6,584	6,400
October	7,905	8,020
November	9,501	9,545
December	11,020	11,166
January	11,686	11,897
February	13,617	13,464
March	15,259	15,356
April	15,824	15,602
May	15,824	15,599
June	15,827	15,599

QUALITY

	Quantity	Base Number	Contract	LHB	Wales
% of FP17s for the same patient ID Re-attending within 3 months - Children	41	1,104	3.7%	9.1%	11.3%
% of FP17s for the same patient ID Re-attending within 3 months - Adults	443	4,495	9.9%	13.6%	16.7%
% of FP17s for the same patient ID Re-attending between 3 & 9 months - Children	378	1,104	34.2%	54.1%	58.0%
% of FP17s for the same patient ID Re-attending between 3 & 9 months - Adults	1,531	4,495	34.1%	50.8%	53.7%
% of FP17s for Band 1 Urgent Courses	47	5,500	0.9%	8.4%	8.9%
% of FP17s Relating to Free Repair or Replacements	29	5,500	0.5%	0.6%	0.7%
% of FP17s Relating to Continuations	128	5,500	2.3%	1.1%	0.9%
% of Patients satisfied with the dentistry they have received	37	41	90.2%	93.9%	93.9%
% of Patients satisfied with the time they had to wait for an appointment	36	41	87.8%	86.6%	88.4%

* This is based on patients treated on this contract for their most recent course of treatment. Figures in italics indicate the base number of FP17s or Patient Questionnaire responses are less than 100. N/A is shown where the base number of responses is less than 10 during the period. % is calculated as Quantity/Base number*100

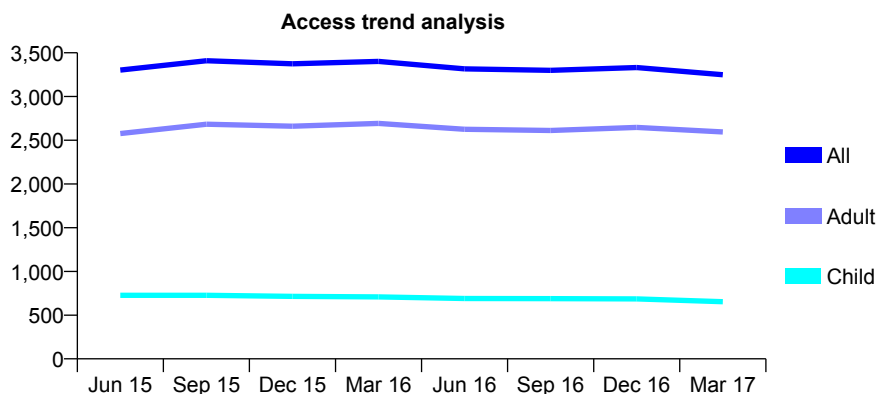
7A2 - Vital Signs At a Glance Contract Report for 117226/0001 - Year end March 2017

Name or company name	Coastrock Ltd & Blackrock Ltd
Contract type name	GDS Contract
Purpose of contract	General
Contract start date	01/10/2012
Contract end date	

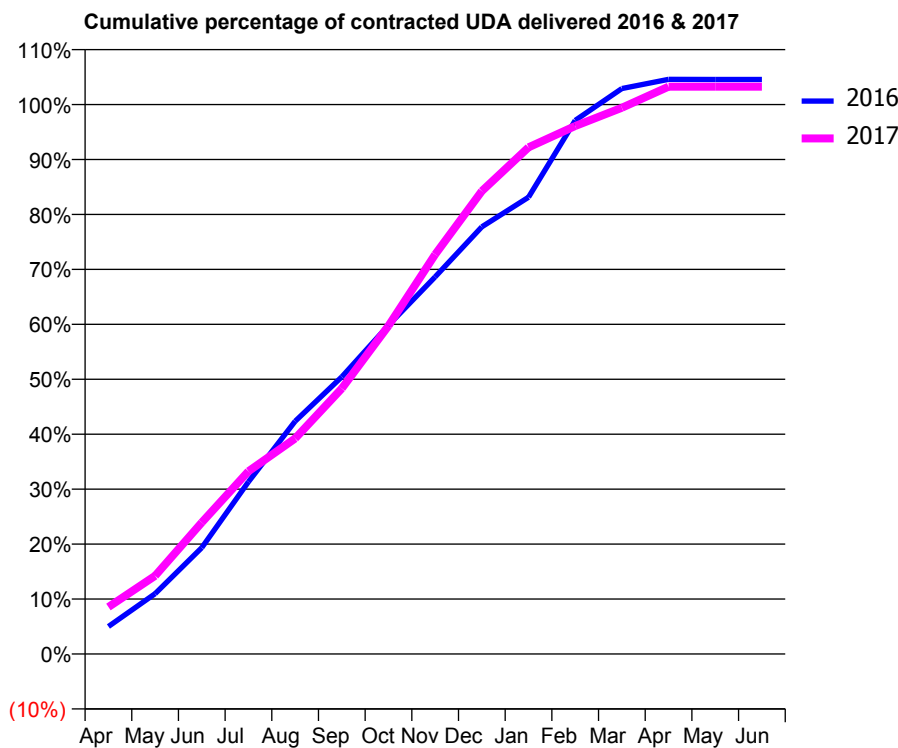
16/17 Contracted general activity (UDA)	8,223
Carry forward general activity (UDA)	-374
16/17 Contracted orthodontic activity (UOA)	0
Carry forward orthodontic activity (UOA)	0
Baseline contract value	£237,627.55

ACCESS*

Patients seen in 24 months	Total	Change since previous quarter
Quarter ending March 2016	3,401	
Quarter ending June 2016	3,316	↓
Quarter ending September 2016	3,300	→
Quarter ending December 2016	3,331	→
Quarter ending March 2017	3,249	↓
Variance since March 2016	(4.5%)	↓



ACTIVITY



Month	Adjusted Scheduled Activity (UDA)	
	2016	2017
April	411	703
May	903	1,171
June	1,592	1,968
July	2,577	2,734
August	3,482	3,226
September	4,147	3,973
October	4,920	4,911
November	5,644	5,980
December	6,392	6,927
January	6,836	7,582
February	7,986	7,900
March	8,461	8,174
April	8,600	8,489
May	8,597	8,489
June	8,597	8,490

QUALITY

	Quantity	Base Number	Contract	LHB	Wales
% of FP17s for the same patient ID Re-attending within 3 months - Children	46	797	5.8%	9.1%	11.3%
% of FP17s for the same patient ID Re-attending within 3 months - Adults	300	2,968	10.1%	13.6%	16.7%
% of FP17s for the same patient ID Re-attending between 3 & 9 months - Children	413	797	51.8%	54.1%	58.0%
% of FP17s for the same patient ID Re-attending between 3 & 9 months - Adults	1,615	2,968	54.4%	50.8%	53.7%
% of FP17s for Band 1 Urgent Courses	669	3,900	17.2%	8.4%	8.9%
% of FP17s Relating to Free Repair or Replacements	5	3,900	0.1%	0.6%	0.7%
% of FP17s Relating to Continuations	6	3,900	0.2%	1.1%	0.9%
% of Patients satisfied with the dentistry they have received	20	22	90.9%	93.9%	93.9%
% of Patients satisfied with the time they had to wait for an appointment	19	22	86.4%	86.6%	88.4%

* This is based on patients treated on this contract for their most recent course of treatment. Figures in italics indicate the base number of FP17s or Patient Questionnaire responses are less than 100. N/A is shown where the base number of responses is less than 10 during the period. % is calculated as Quantity/Base number*100

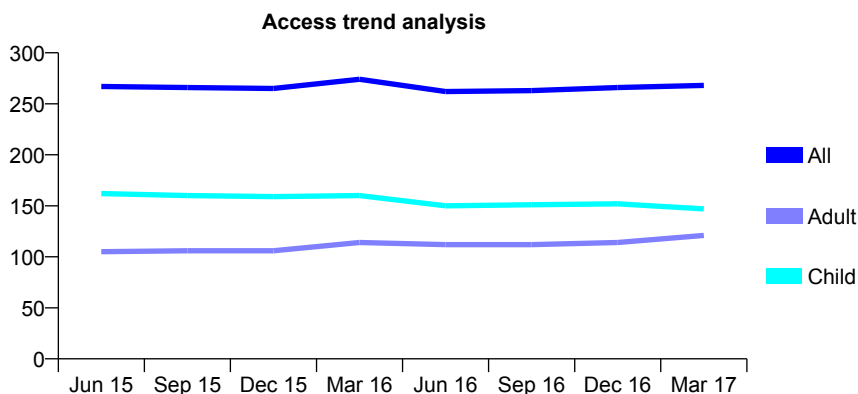
7A2 - Vital Signs At a Glance Contract Report for 119172/0001 - Year end March 2017

Name or company name	D M Snape, M Shaw & H Foley
Contract type name	GDS Contract
Purpose of contract	General
Contract start date	01/03/2007
Contract end date	

16/17 Contracted general activity (UDA)	650
Carry forward general activity (UDA)	8
16/17 Contracted orthodontic activity (UOA)	0
Carry forward orthodontic activity (UOA)	0
Baseline contract value	£17,901.67

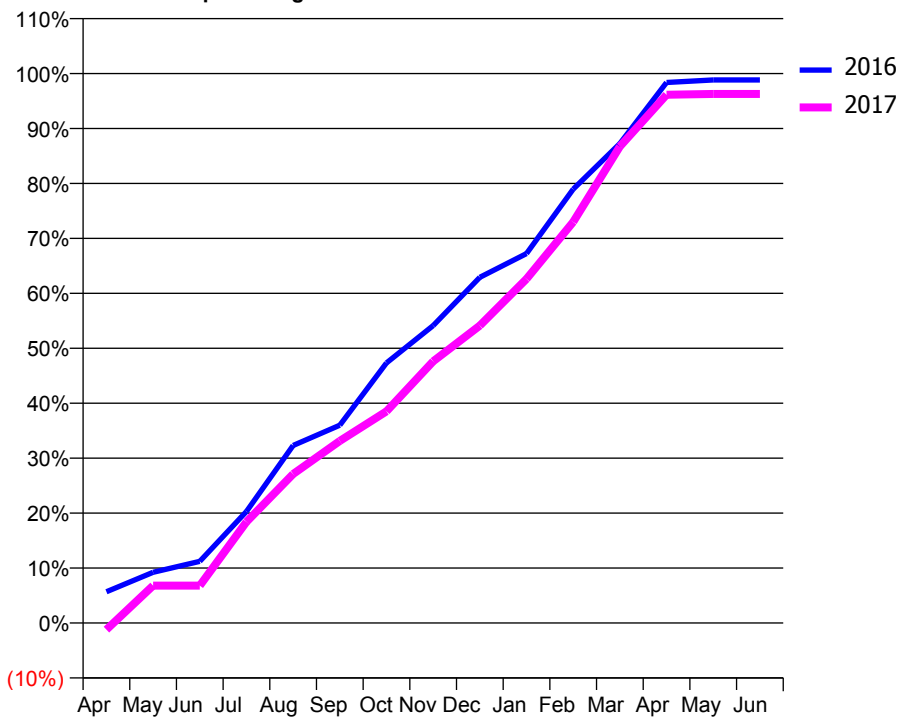
ACCESS*

Patients seen in 24 months	Total	Change since previous quarter
Quarter ending March 2016	274	
Quarter ending June 2016	262	↓
Quarter ending September 2016	263	→
Quarter ending December 2016	266	→
Quarter ending March 2017	268	→
Variance since March 2016	(2.2%)	↓



ACTIVITY

Cumulative percentage of contracted UDA delivered 2016 & 2017



Adjusted Scheduled Activity (UDA)

Month	2016	2017
April	37	-8
May	60	44
June	73	44
July	132	120
August	210	176
September	234	215
October	308	250
November	352	310
December	409	352
January	437	407
February	513	474
March	567	564
April	639	625
May	642	626
June	642	626

QUALITY

	Quantity	Base Number	Contract	LHB	Wales
% of FP17s for the same patient ID Re-attending within 3 months - Children	19	242	7.9%	9.1%	11.3%
% of FP17s for the same patient ID Re-attending within 3 months - Adults	8	124	6.5%	13.6%	16.7%
% of FP17s for the same patient ID Re-attending between 3 & 9 months - Children	145	242	59.9%	54.1%	58.0%
% of FP17s for the same patient ID Re-attending between 3 & 9 months - Adults	68	124	54.8%	50.8%	53.7%
% of FP17s for Band 1 Urgent Courses	14	364	3.8%	8.4%	8.9%
% of FP17s Relating to Free Repair or Replacements	0	364	0.0%	0.6%	0.7%
% of FP17s Relating to Continuations	0	364	0.0%	1.1%	0.9%
% of Patients satisfied with the dentistry they have received	4	4	N/A	93.9%	93.9%
% of Patients satisfied with the time they had to wait for an appointment	4	4	N/A	86.6%	88.4%

* This is based on patients treated on this contract for their most recent course of treatment. Figures in italics indicate the base number of FP17s or Patient Questionnaire responses are less than 100. N/A is shown where the base number of responses is less than 10 during the period. % is calculated as Quantity/Base number*100

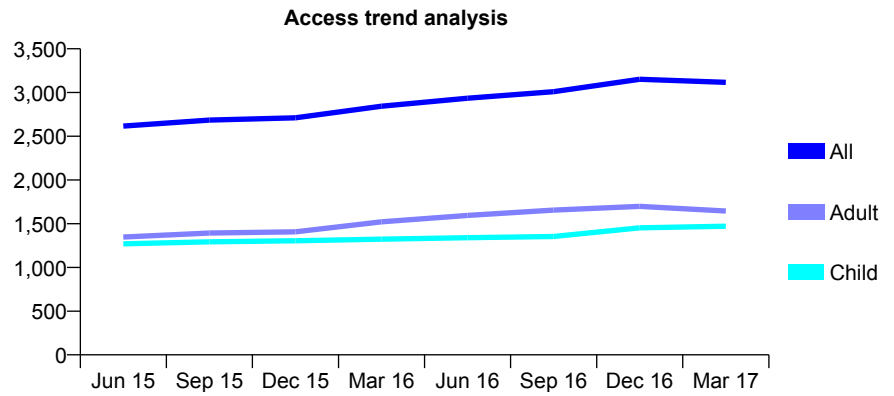
7A2 - Vital Signs At a Glance Contract Report for 123919/0001 - Year end March 2017

Name or company name	Avenue Villa Dental Surgery
Contract type name	GDS Contract
Purpose of contract	General
Contract start date	01/12/2013
Contract end date	

16/17 Contracted general activity (UDA)	9,000
Carry forward general activity (UDA)	-41
16/17 Contracted orthodontic activity (UOA)	0
Carry forward orthodontic activity (UOA)	0
Baseline contract value	£262,266.14

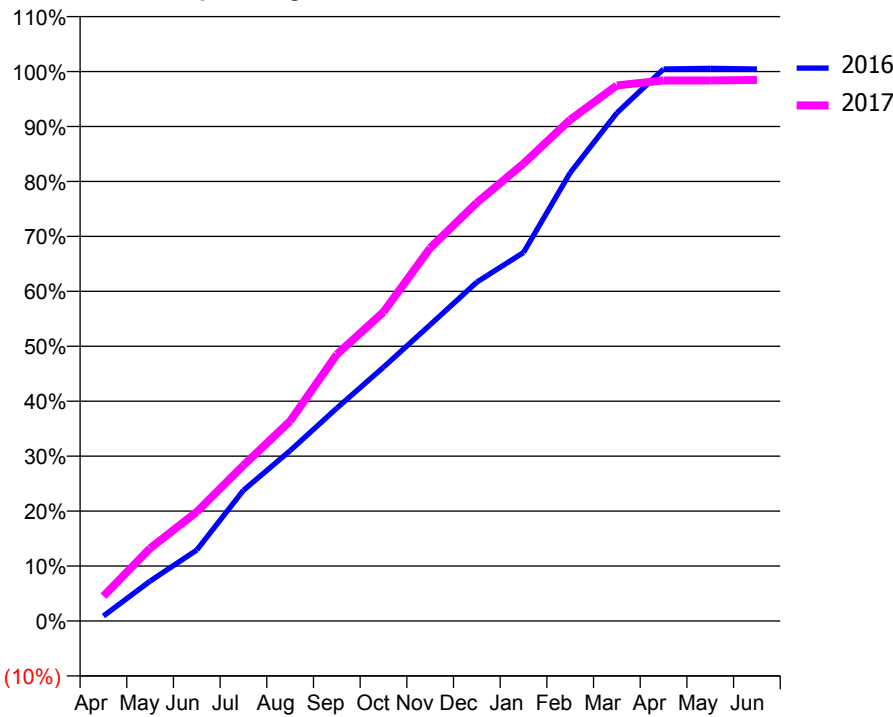
ACCESS*

Patients seen in 24 months	Total	Change since previous quarter
Quarter ending March 2016	2,844	
Quarter ending June 2016	2,935	↑
Quarter ending September 2016	3,010	↑
Quarter ending December 2016	3,151	↑
Quarter ending March 2017	3,116	↓
Variance since March 2016	9.6%	↑



ACTIVITY

Cumulative percentage of contracted UDA delivered 2016 & 2017



Month	Adjusted Scheduled Activity (UDA)	
	2016	2017
April	83	407
May	655	1,191
June	1,164	1,788
July	2,142	2,550
August	2,789	3,274
September	3,486	4,367
October	4,158	5,061
November	4,851	6,110
December	5,551	6,852
January	6,035	7,492
February	7,341	8,210
March	8,323	8,772
April	9,040	8,853
May	9,051	8,853
June	9,041	8,862

QUALITY

	Quantity	Base Number	Contract	LHB	Wales
% of FP17s for the same patient ID Re-attending within 3 months - Children	115	2,203	5.2%	9.1%	11.3%
% of FP17s for the same patient ID Re-attending within 3 months - Adults	287	2,048	14.0%	13.6%	16.7%
% of FP17s for the same patient ID Re-attending between 3 & 9 months - Children	1,265	2,203	57.4%	54.1%	58.0%
% of FP17s for the same patient ID Re-attending between 3 & 9 months - Adults	920	2,048	44.9%	50.8%	53.7%
% of FP17s for Band 1 Urgent Courses	273	4,063	6.7%	8.4%	8.9%
% of FP17s Relating to Free Repair or Replacements	7	4,063	0.2%	0.6%	0.7%
% of FP17s Relating to Continuations	1	4,063	0.0%	1.1%	0.9%
% of Patients satisfied with the dentistry they have received	21	23	91.3%	93.9%	93.9%
% of Patients satisfied with the time they had to wait for an appointment	17	23	73.9%	86.6%	88.4%

* This is based on patients treated on this contract for their most recent course of treatment. Figures in italics indicate the base number of FP17s or Patient Questionnaire responses are less than 100. N/A is shown where the base number of responses is less than 10 during the period. % is calculated as Quantity/Base number*100

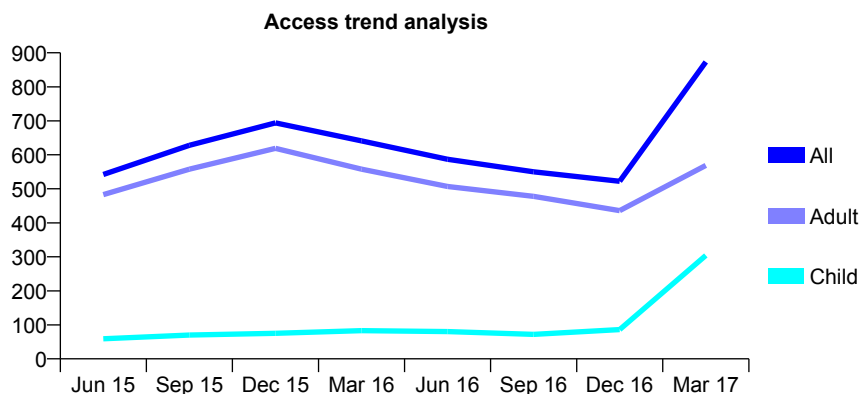
7A2 - Vital Signs At a Glance Contract Report for 123919/0002 - Year end March 2017

Name or company name	Avenue Villa Dental Surgery
Contract type name	GDS Contract
Purpose of contract	General
Contract start date	01/12/2013
Contract end date	

16/17 Contracted general activity (UDA)	2,463
Carry forward general activity (UDA)	0
16/17 Contracted orthodontic activity (UOA)	0
Carry forward orthodontic activity (UOA)	0
Baseline contract value	£71,773.49

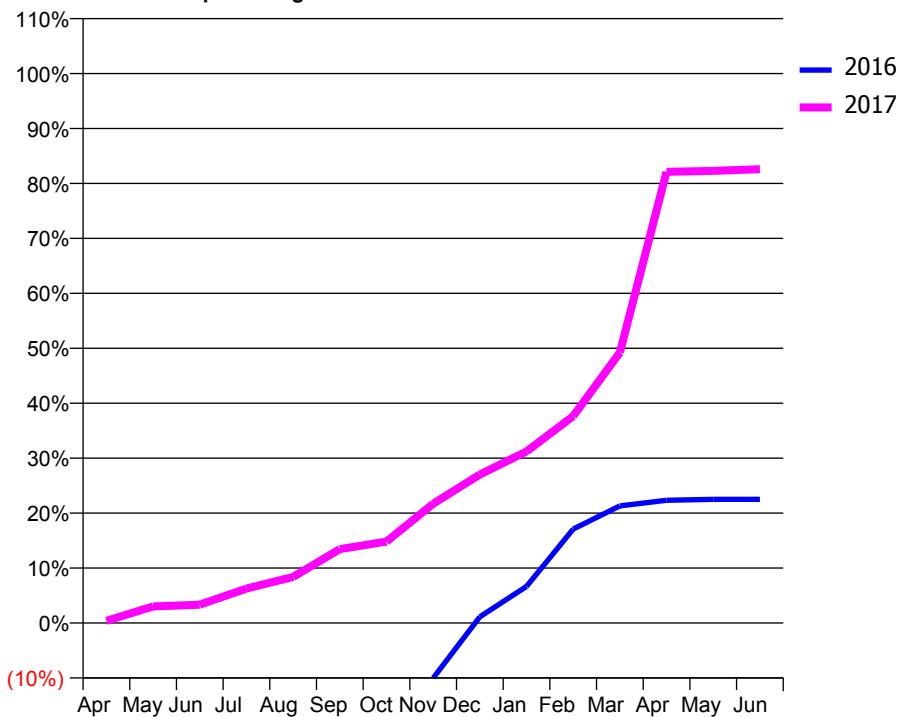
ACCESS*

Patients seen in 24 months	Total	Change since previous quarter
Quarter ending March 2016	641	
Quarter ending June 2016	587	↓
Quarter ending September 2016	550	↓
Quarter ending December 2016	522	↓
Quarter ending March 2017	873	↑
Variance since March 2016	36.2%	↑



ACTIVITY

Cumulative percentage of contracted UDA delivered 2016 & 2017



Month	Adjusted Scheduled Activity (UDA)	
	2016	2017
April	-1,314	10
May	-1,196	74
June	-1,050	82
July	-757	154
August	-667	206
September	-578	332
October	-405	365
November	-248	535
December	28	666
January	164	769
February	421	927
March	525	1,212
April	550	2,022
May	554	2,026
June	554	2,034

QUALITY

	Quantity	Base Number	Contract	LHB	Wales
% of FP17s for the same patient ID Re-attending within 3 months - Children	1	135	0.7%	9.1%	11.3%
% of FP17s for the same patient ID Re-attending within 3 months - Adults	0	273	0.0%	13.6%	16.7%
% of FP17s for the same patient ID Re-attending between 3 & 9 months - Children	1	135	0.7%	54.1%	58.0%
% of FP17s for the same patient ID Re-attending between 3 & 9 months - Adults	6	273	2.2%	50.8%	53.7%
% of FP17s for Band 1 Urgent Courses	12	738	1.6%	8.4%	8.9%
% of FP17s Relating to Free Repair or Replacements	0	738	0.0%	0.6%	0.7%
% of FP17s Relating to Continuations	0	738	0.0%	1.1%	0.9%
% of Patients satisfied with the dentistry they have received	3	3	N/A	93.9%	93.9%
% of Patients satisfied with the time they had to wait for an appointment	2	3	N/A	86.6%	88.4%

* This is based on patients treated on this contract for their most recent course of treatment. Figures in italics indicate the base number of FP17s or Patient Questionnaire responses are less than 100. N/A is shown where the base number of responses is less than 10 during the period. % is calculated as Quantity/Base number*100

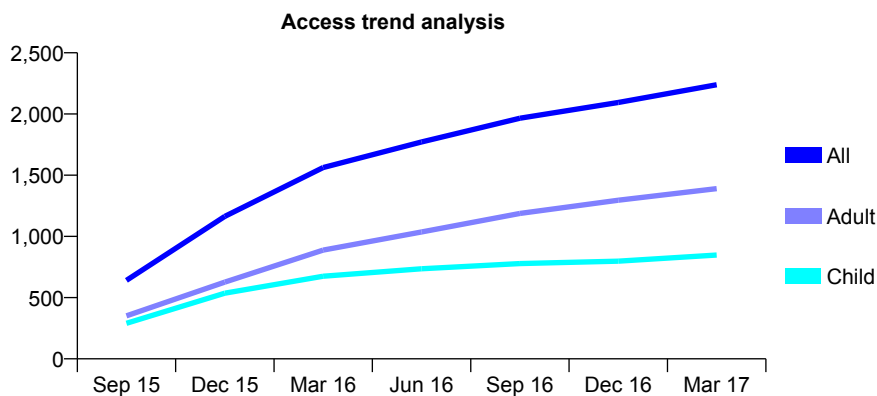
7A2 - Vital Signs At a Glance Contract Report for 134007/0001 - Year end March 2017

Name or company name	Cross Hands Dental Care Ltd
Contract type name	GDS Contract
Purpose of contract	General
Contract start date	01/07/2015
Contract end date	

16/17 Contracted general activity (UDA)	5,000
Carry forward general activity (UDA)	-95
16/17 Contracted orthodontic activity (UOA)	0
Carry forward orthodontic activity (UOA)	0
Baseline contract value	£125,101.38

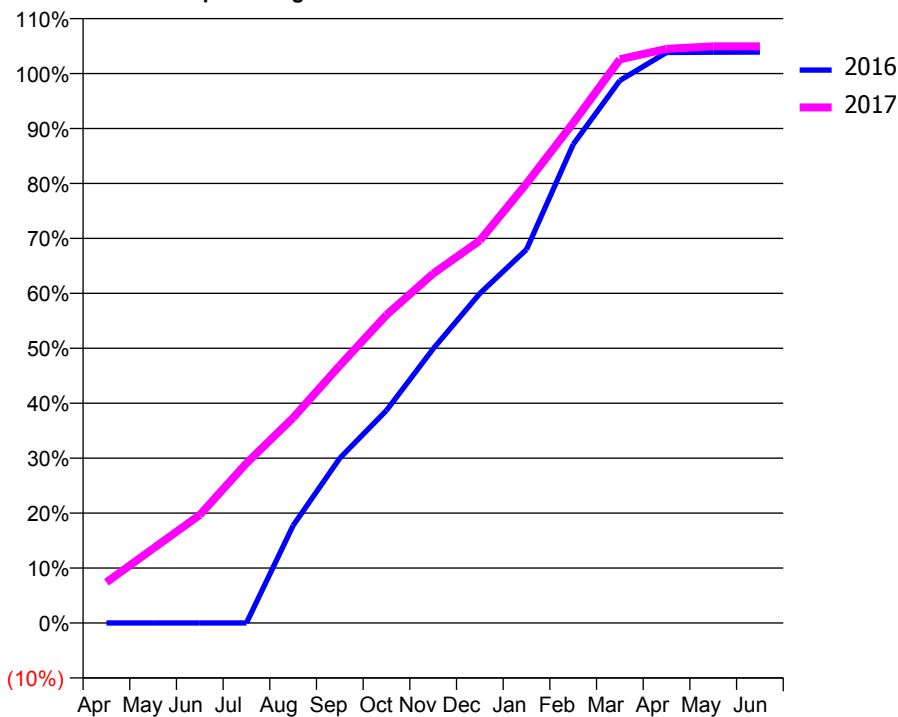
ACCESS*

Patients seen in 24 months	Total	Change since previous quarter
Quarter ending March 2016	1,563	
Quarter ending June 2016	1,772	↑
Quarter ending September 2016	1,966	↑
Quarter ending December 2016	2,094	↑
Quarter ending March 2017	2,239	↑
Variance since March 2016	43.3%	↑



ACTIVITY

Cumulative percentage of contracted UDA delivered 2016 & 2017



Adjusted Scheduled Activity (UDA)

Month	2016	2017
April	0	370
May	0	678
June	0	983
July	0	1,454
August	666	1,868
September	1,125	2,343
October	1,451	2,804
November	1,871	3,179
December	2,249	3,480
January	2,550	3,999
February	3,267	4,551
March	3,703	5,130
April	3,893	5,225
May	3,895	5,247
June	3,896	5,247

QUALITY

	Quantity	Base Number	Contract	LHB	Wales
% of FP17s for the same patient ID Re-attending within 3 months - Children	90	1,242	7.2%	9.1%	11.3%
% of FP17s for the same patient ID Re-attending within 3 months - Adults	285	1,827	15.6%	13.6%	16.7%
% of FP17s for the same patient ID Re-attending between 3 & 9 months - Children	625	1,242	50.3%	54.1%	58.0%
% of FP17s for the same patient ID Re-attending between 3 & 9 months - Adults	694	1,827	38.0%	50.8%	53.7%
% of FP17s for Band 1 Urgent Courses	658	3,003	21.9%	8.4%	8.9%
% of FP17s Relating to Free Repair or Replacements	19	3,003	0.6%	0.6%	0.7%
% of FP17s Relating to Continuations	14	3,003	0.5%	1.1%	0.9%
% of Patients satisfied with the dentistry they have received	23	25	92.0%	93.9%	93.9%
% of Patients satisfied with the time they had to wait for an appointment	23	25	92.0%	86.6%	88.4%

* This is based on patients treated on this contract for their most recent course of treatment. Figures in italics indicate the base number of FP17s or Patient Questionnaire responses are less than 100. N/A is shown where the base number of responses is less than 10 during the period. % is calculated as Quantity/Base number*100

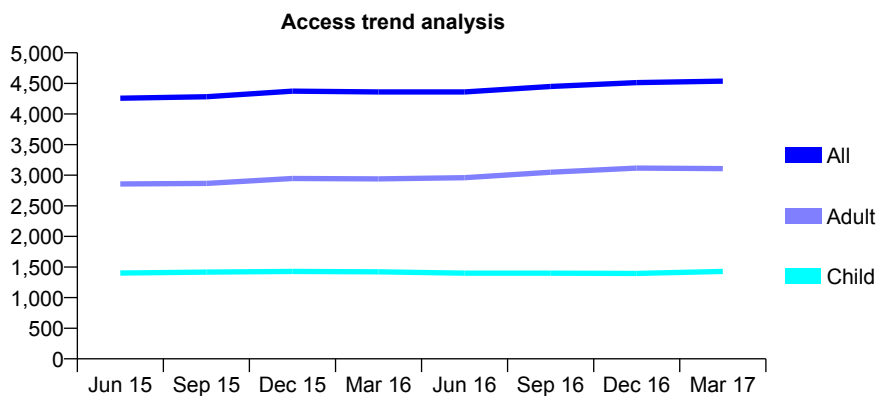
7A2 - Vital Signs At a Glance Contract Report for 134104/0001 - Year end March 2017

Name or company name	Murray Street Dental Practice Ltd
Contract type name	GDS Contract
Purpose of contract	General
Contract start date	01/10/2009
Contract end date	

16/17 Contracted general activity (UDA)	10,600
Carry forward general activity (UDA)	0
16/17 Contracted orthodontic activity (UOA)	0
Carry forward orthodontic activity (UOA)	0
Baseline contract value	£295,085.91

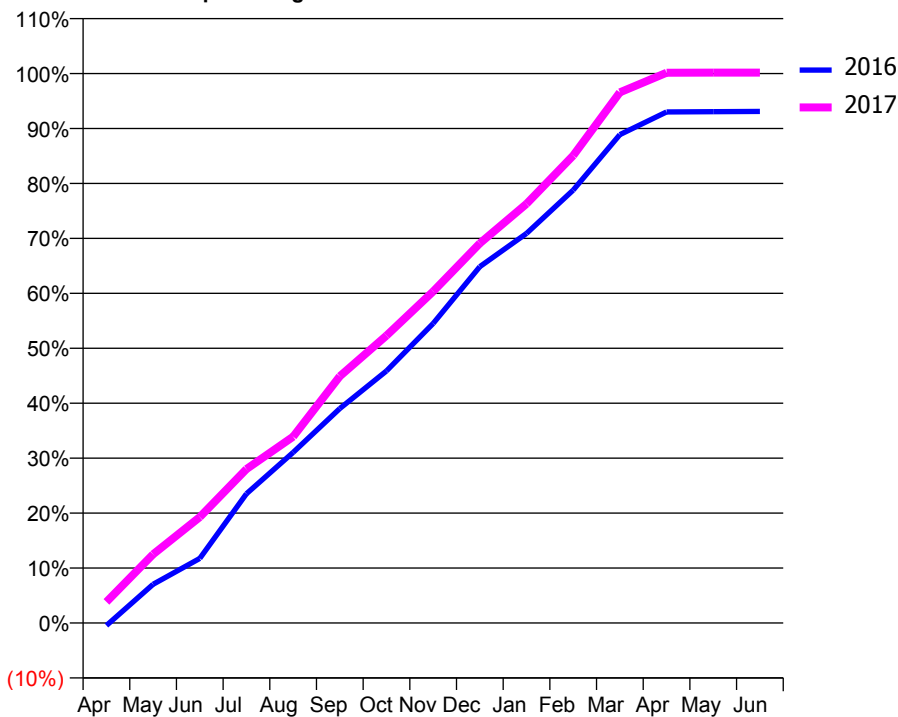
ACCESS*

Patients seen in 24 months	Total	Change since previous quarter
Quarter ending March 2016	4,360	
Quarter ending June 2016	4,360	→
Quarter ending September 2016	4,450	↑
Quarter ending December 2016	4,512	→
Quarter ending March 2017	4,536	→
Variance since March 2016	4.0%	↑



ACTIVITY

Cumulative percentage of contracted UDA delivered 2016 & 2017



Month	Adjusted Scheduled Activity (UDA)	
	2016	2017
April	-52	409
May	769	1,326
June	1,280	2,044
July	2,562	2,970
August	3,381	3,595
September	4,251	4,759
October	4,996	5,545
November	5,938	6,396
December	7,062	7,325
January	7,720	8,086
February	8,581	9,018
March	9,678	10,237
April	10,129	10,614
May	10,133	10,616
June	10,138	10,618

QUALITY

	Quantity	Base Number	Contract	LHB	Wales
% of FP17s for the same patient ID Re-attending within 3 months - Children	153	1,992	7.7%	9.1%	11.3%
% of FP17s for the same patient ID Re-attending within 3 months - Adults	626	3,518	17.8%	13.6%	16.7%
% of FP17s for the same patient ID Re-attending between 3 & 9 months - Children	1,068	1,992	53.6%	54.1%	58.0%
% of FP17s for the same patient ID Re-attending between 3 & 9 months - Adults	1,178	3,518	33.5%	50.8%	53.7%
% of FP17s for Band 1 Urgent Courses	1,226	5,419	22.6%	8.4%	8.9%
% of FP17s Relating to Free Repair or Replacements	7	5,419	0.1%	0.6%	0.7%
% of FP17s Relating to Continuations	4	5,419	0.1%	1.1%	0.9%
% of Patients satisfied with the dentistry they have received	41	41	100.0%	93.9%	93.9%
% of Patients satisfied with the time they had to wait for an appointment	36	41	87.8%	86.6%	88.4%

* This is based on patients treated on this contract for their most recent course of treatment. Figures in italics indicate the base number of FP17s or Patient Questionnaire responses are less than 100. N/A is shown where the base number of responses is less than 10 during the period. % is calculated as Quantity/Base number*100

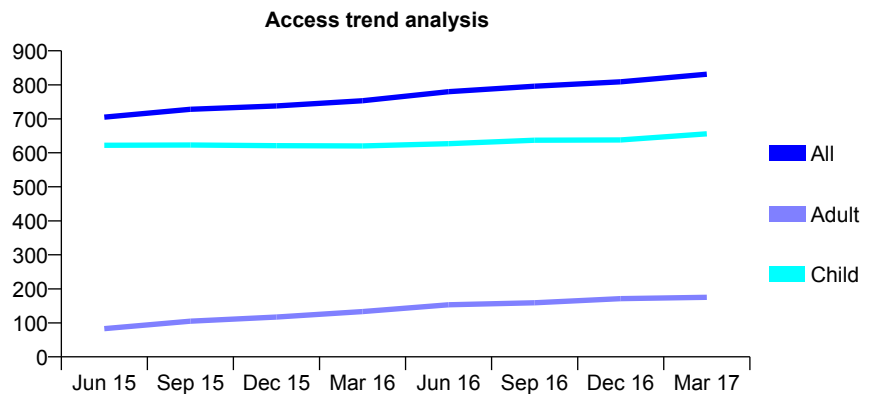
7A2 - Vital Signs At a Glance Contract Report for 137480/0001 - Year end March 2017

Name or company name	Vergam Dental Practice Limited
Contract type name	GDS Contract
Purpose of contract	General
Contract start date	01/04/2008
Contract end date	

16/17 Contracted general activity (UDA)	1,512
Carry forward general activity (UDA)	-76
16/17 Contracted orthodontic activity (UOA)	0
Carry forward orthodontic activity (UOA)	0
Baseline contract value	£48,587.88

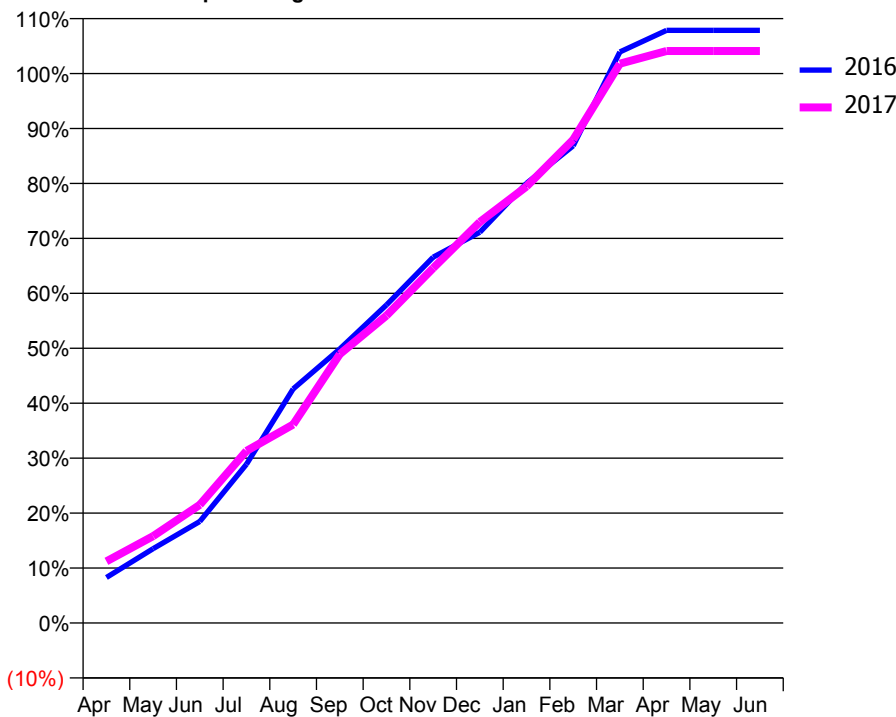
ACCESS*

Patients seen in 24 months	Total	Change since previous quarter
Quarter ending March 2016	753	
Quarter ending June 2016	780	↑
Quarter ending September 2016	796	↑
Quarter ending December 2016	809	→
Quarter ending March 2017	831	↑
Variance since March 2016	10.4%	↑



ACTIVITY

Cumulative percentage of contracted UDA delivered 2016 & 2017



Month	Adjusted Scheduled Activity (UDA)	
	2016	2017
April	125	170
May	205	239
June	279	325
July	437	473
August	644	546
September	754	740
October	875	846
November	1,007	976
December	1,075	1,103
January	1,210	1,201
February	1,313	1,330
March	1,571	1,539
April	1,631	1,574
May	1,631	1,574
June	1,631	1,574

QUALITY

	Quantity	Base Number	Contract	LHB	Wales
% of FP17s for the same patient ID Re-attending within 3 months - Children	118	1,200	9.8%	9.1%	11.3%
% of FP17s for the same patient ID Re-attending within 3 months - Adults	6	111	5.4%	13.6%	16.7%
% of FP17s for the same patient ID Re-attending between 3 & 9 months - Children	748	1,200	62.3%	54.1%	58.0%
% of FP17s for the same patient ID Re-attending between 3 & 9 months - Adults	23	111	20.7%	50.8%	53.7%
% of FP17s for Band 1 Urgent Courses	150	1,288	11.6%	8.4%	8.9%
% of FP17s Relating to Free Repair or Replacements	0	1,288	0.0%	0.6%	0.7%
% of FP17s Relating to Continuations	0	1,288	0.0%	1.1%	0.9%
% of Patients satisfied with the dentistry they have received	2	2	N/A	93.9%	93.9%
% of Patients satisfied with the time they had to wait for an appointment	2	2	N/A	86.6%	88.4%

* This is based on patients treated on this contract for their most recent course of treatment. Figures in italics indicate the base number of FP17s or Patient Questionnaire responses are less than 100. N/A is shown where the base number of responses is less than 10 during the period. % is calculated as Quantity/Base number*100

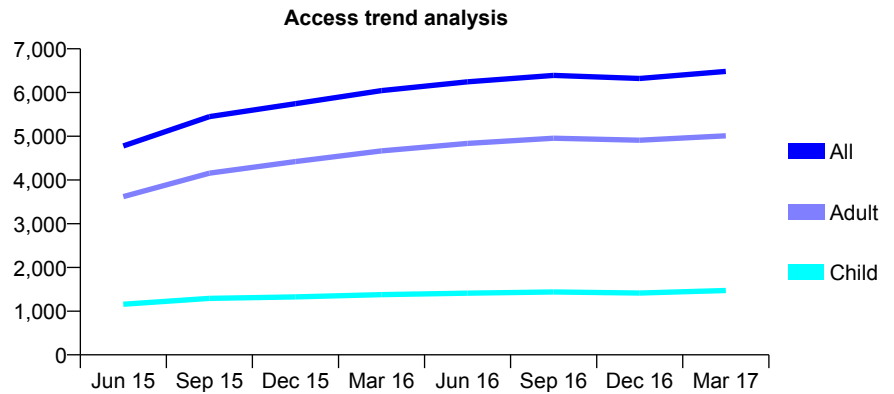
7A2 - Vital Signs At a Glance Contract Report for 153613/0001 - Year end March 2017

Name or company name	Llannon Dental Care Ltd
Contract type name	GDS Contract
Purpose of contract	General
Contract start date	01/11/2014
Contract end date	

16/17 Contracted general activity (UDA)	15,296
Carry forward general activity (UDA)	-21
16/17 Contracted orthodontic activity (UOA)	0
Carry forward orthodontic activity (UOA)	0
Baseline contract value	£398,242.57

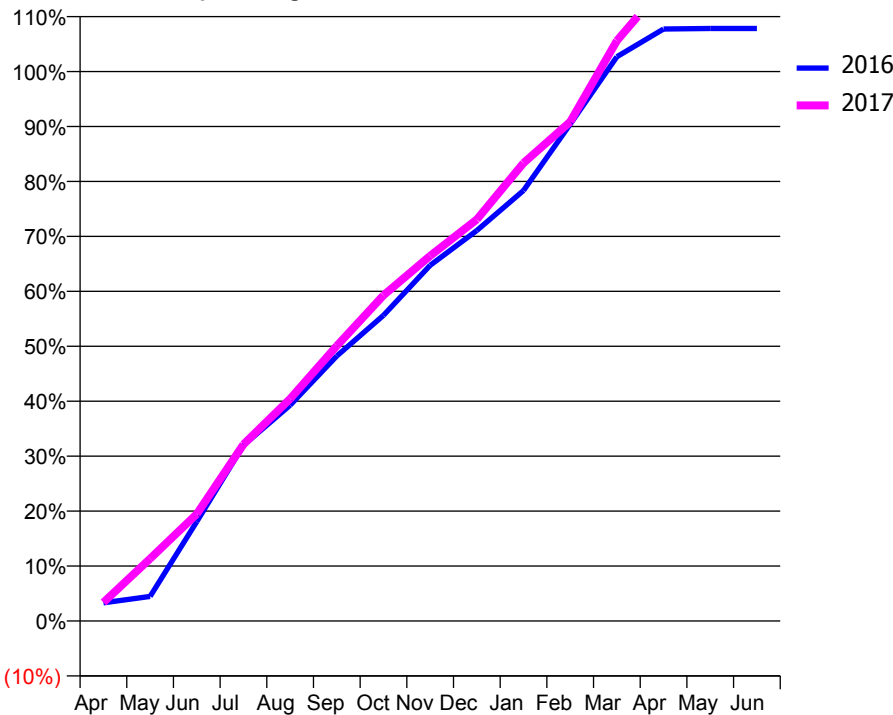
ACCESS*

Patients seen in 24 months	Total	Change since previous quarter
Quarter ending March 2016	6,043	
Quarter ending June 2016	6,246	↑
Quarter ending September 2016	6,393	↑
Quarter ending December 2016	6,322	↓
Quarter ending March 2017	6,482	↑
Variance since March 2016	7.3%	↑



ACTIVITY

Cumulative percentage of contracted UDA delivered 2016 & 2017



Month	Adjusted Scheduled Activity (UDA)	
	2016	2017
April	525	518
May	712	1,735
June	2,875	2,979
July	5,082	4,915
August	6,241	6,184
September	7,663	7,661
October	8,840	9,065
November	10,288	10,163
December	11,293	11,178
January	12,451	12,748
February	14,369	13,896
March	16,319	16,152
April	17,122	17,659
May	17,136	17,661
June	17,137	17,710

QUALITY

	Quantity	Base Number	Contract	LHB	Wales
% of FP17s for the same patient ID Re-attending within 3 months - Children	206	2,156	9.6%	9.1%	11.3%
% of FP17s for the same patient ID Re-attending within 3 months - Adults	919	6,934	13.3%	13.6%	16.7%
% of FP17s for the same patient ID Re-attending between 3 & 9 months - Children	1,112	2,156	51.6%	54.1%	58.0%
% of FP17s for the same patient ID Re-attending between 3 & 9 months - Adults	3,680	6,934	53.1%	50.8%	53.7%
% of FP17s for Band 1 Urgent Courses	859	9,528	9.0%	8.4%	8.9%
% of FP17s Relating to Free Repair or Replacements	95	9,528	1.0%	0.6%	0.7%
% of FP17s Relating to Continuations	77	9,528	0.8%	1.1%	0.9%
% of Patients satisfied with the dentistry they have received	40	42	95.2%	93.9%	93.9%
% of Patients satisfied with the time they had to wait for an appointment	34	42	81.0%	86.6%	88.4%

* This is based on patients treated on this contract for their most recent course of treatment. Figures in italics indicate the base number of FP17s or Patient Questionnaire responses are less than 100. N/A is shown where the base number of responses is less than 10 during the period. % is calculated as Quantity/Base number*100

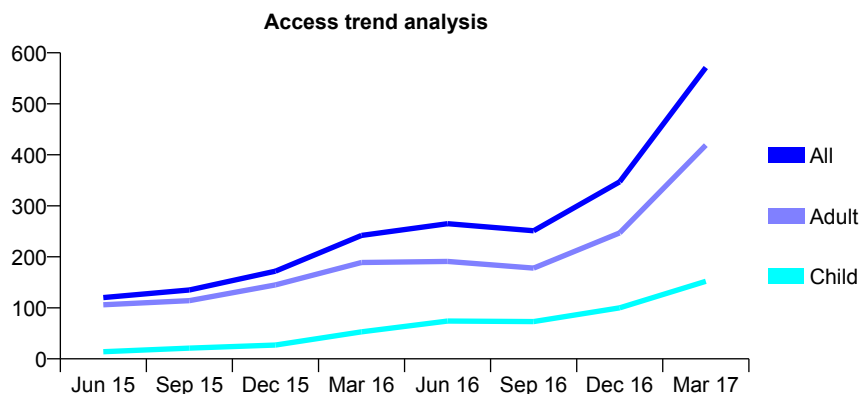
7A2 - Vital Signs At a Glance Contract Report for 153613/0002 - Year end March 2017

Name or company name	Llannon Dental Care Ltd
Contract type name	GDS Contract
Purpose of contract	General
Contract start date	01/11/2014
Contract end date	

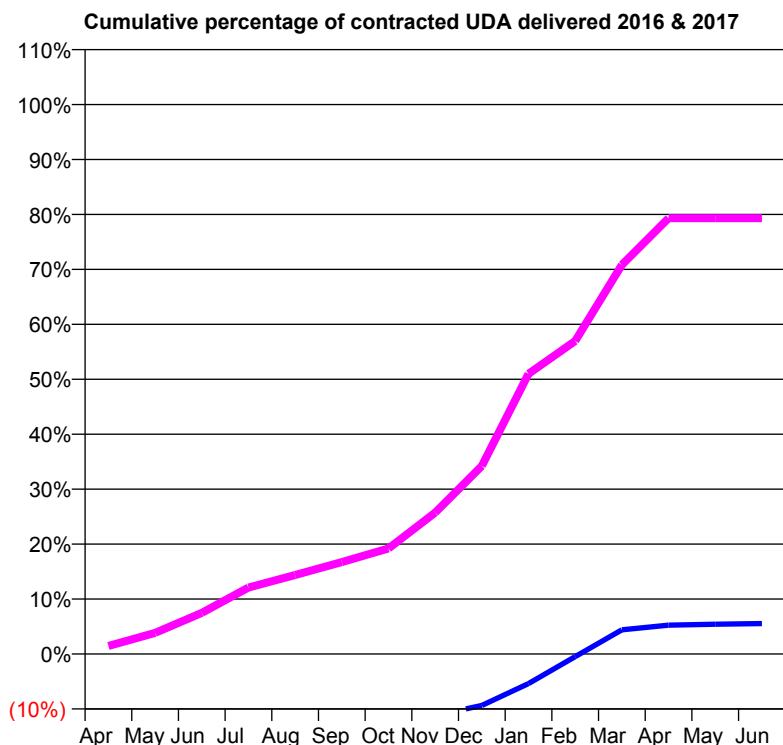
16/17 Contracted general activity (UDA)	2,500
Carry forward general activity (UDA)	0
16/17 Contracted orthodontic activity (UOA)	0
Carry forward orthodontic activity (UOA)	0
Baseline contract value	£81,963.79

ACCESS*

Patients seen in 24 months	Total	Change since previous quarter
Quarter ending March 2016	242	
Quarter ending June 2016	265	↑
Quarter ending September 2016	251	↓
Quarter ending December 2016	347	↑
Quarter ending March 2017	571	↑
Variance since March 2016	136.0%	↑



ACTIVITY



Month	Adjusted Scheduled Activity (UDA)	
	2016	2017
April	-767	37
May	-740	96
June	-632	187
July	-565	302
August	-556	359
September	-490	419
October	-401	480
November	-281	643
December	-234	856
January	-135	1,275
February	-13	1,424
March	110	1,771
April	131	1,983
May	135	1,983
June	138	1,983

QUALITY

	Quantity	Base Number	Contract	LHB	Wales
% of FP17s for the same patient ID Re-attending within 3 months - Children	0	183	0.0%	9.1%	11.3%
% of FP17s for the same patient ID Re-attending within 3 months - Adults	7	479	1.5%	13.6%	16.7%
% of FP17s for the same patient ID Re-attending between 3 & 9 months - Children	0	183	0.0%	54.1%	58.0%
% of FP17s for the same patient ID Re-attending between 3 & 9 months - Adults	2	479	0.4%	50.8%	53.7%
% of FP17s for Band 1 Urgent Courses	15	722	2.1%	8.4%	8.9%
% of FP17s Relating to Free Repair or Replacements	1	722	0.1%	0.6%	0.7%
% of FP17s Relating to Continuations	3	722	0.4%	1.1%	0.9%
% of Patients satisfied with the dentistry they have received	3	3	N/A	93.9%	93.9%
% of Patients satisfied with the time they had to wait for an appointment	3	3	N/A	86.6%	88.4%

* This is based on patients treated on this contract for their most recent course of treatment. Figures in italics indicate the base number of FP17s or Patient Questionnaire responses are less than 100. N/A is shown where the base number of responses is less than 10 during the period. % is calculated as Quantity/Base number*100

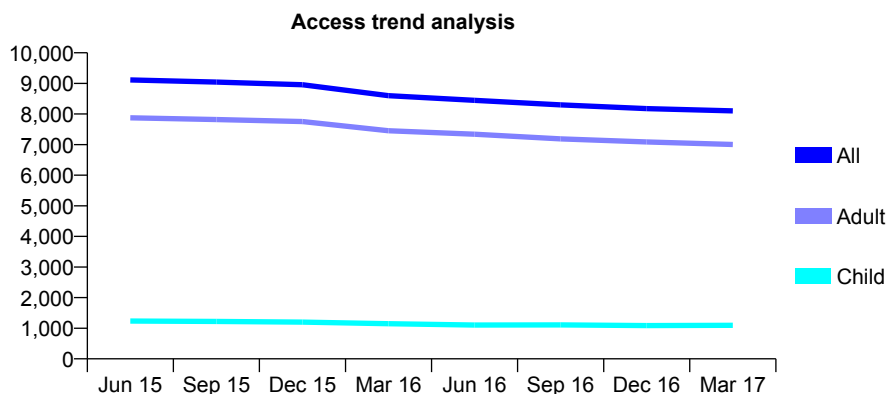
7A2 - Vital Signs At a Glance Contract Report for 157066/0001 - Year end March 2017

Name or company name	Intergrated Dental Holdings
Contract type name	GDS Contract
Purpose of contract	General
Contract start date	01/04/2006
Contract end date	

16/17 Contracted general activity (UDA)	37,500
Carry forward general activity (UDA)	887
16/17 Contracted orthodontic activity (UOA)	0
Carry forward orthodontic activity (UOA)	0
Baseline contract value	£857,043.97

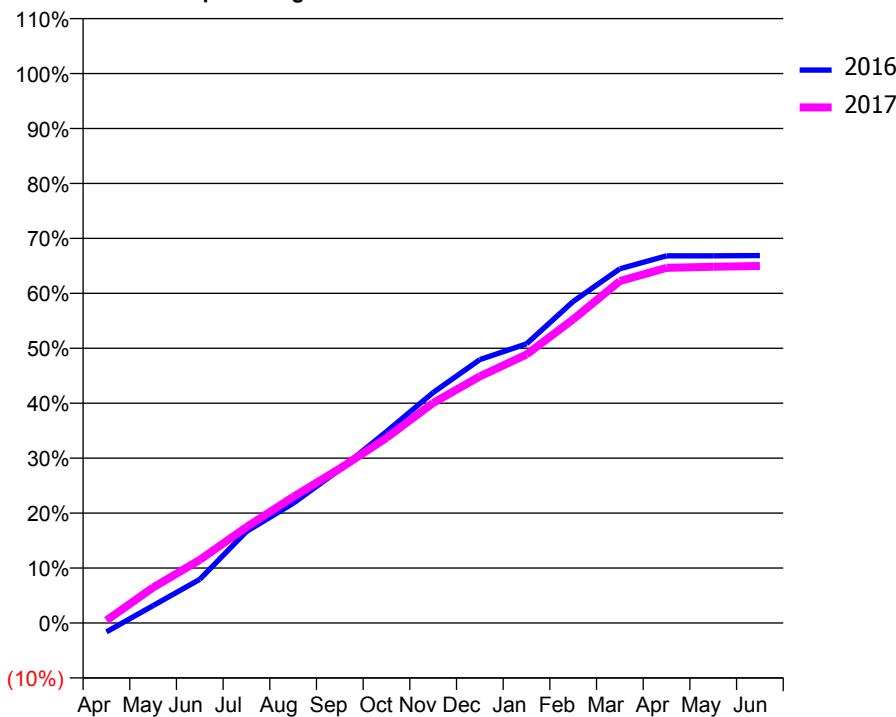
ACCESS*

Patients seen in 24 months	Total	Change since previous quarter
Quarter ending March 2016	8,597	
Quarter ending June 2016	8,446	↓
Quarter ending September 2016	8,298	↓
Quarter ending December 2016	8,175	↓
Quarter ending March 2017	8,103	→
Variance since March 2016	(5.7%)	↓



ACTIVITY

Cumulative percentage of contracted UDA delivered 2016 & 2017



Month	Adjusted Scheduled Activity (UDA)	
	2016	2017
April	-617	180
May	1,185	2,424
June	2,978	4,305
July	6,246	6,544
August	8,169	8,608
September	10,482	10,543
October	13,063	12,635
November	15,731	15,024
December	17,979	16,833
January	19,047	18,319
February	21,947	20,725
March	24,174	23,335
April	25,057	24,237
May	25,055	24,313
June	25,080	24,363

QUALITY

	Quantity	Base Number	Contract	LHB	Wales
% of FP17s for the same patient ID Re-attending within 3 months - Children	72	1,538	4.7%	9.1%	11.3%
% of FP17s for the same patient ID Re-attending within 3 months - Adults	1,047	10,023	10.4%	13.6%	16.7%
% of FP17s for the same patient ID Re-attending between 3 & 9 months - Children	828	1,538	53.8%	54.1%	58.0%
% of FP17s for the same patient ID Re-attending between 3 & 9 months - Adults	5,462	10,023	54.5%	50.8%	53.7%
% of FP17s for Band 1 Urgent Courses	1,055	11,594	9.1%	8.4%	8.9%
% of FP17s Relating to Free Repair or Replacements	74	11,594	0.6%	0.6%	0.7%
% of FP17s Relating to Continuations	58	11,594	0.5%	1.1%	0.9%
% of Patients satisfied with the dentistry they have received	106	120	88.3%	93.9%	93.9%
% of Patients satisfied with the time they had to wait for an appointment	97	120	80.8%	86.6%	88.4%

* This is based on patients treated on this contract for their most recent course of treatment. Figures in italics indicate the base number of FP17s or Patient Questionnaire responses are less than 100. N/A is shown where the base number of responses is less than 10 during the period. % is calculated as Quantity/Base number*100

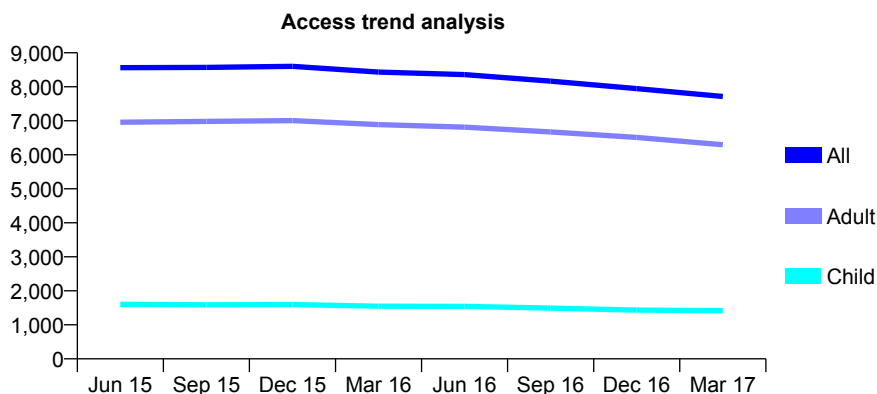
7A2 - Vital Signs At a Glance Contract Report for 158194/0006 - Year end March 2017

Name or company name	Denticare Ltd
Contract type name	GDS Contract
Purpose of contract	General
Contract start date	01/04/2006
Contract end date	

16/17 Contracted general activity (UDA)	26,362
Carry forward general activity (UDA)	0
16/17 Contracted orthodontic activity (UOA)	0
Carry forward orthodontic activity (UOA)	0
Baseline contract value	£727,970.26

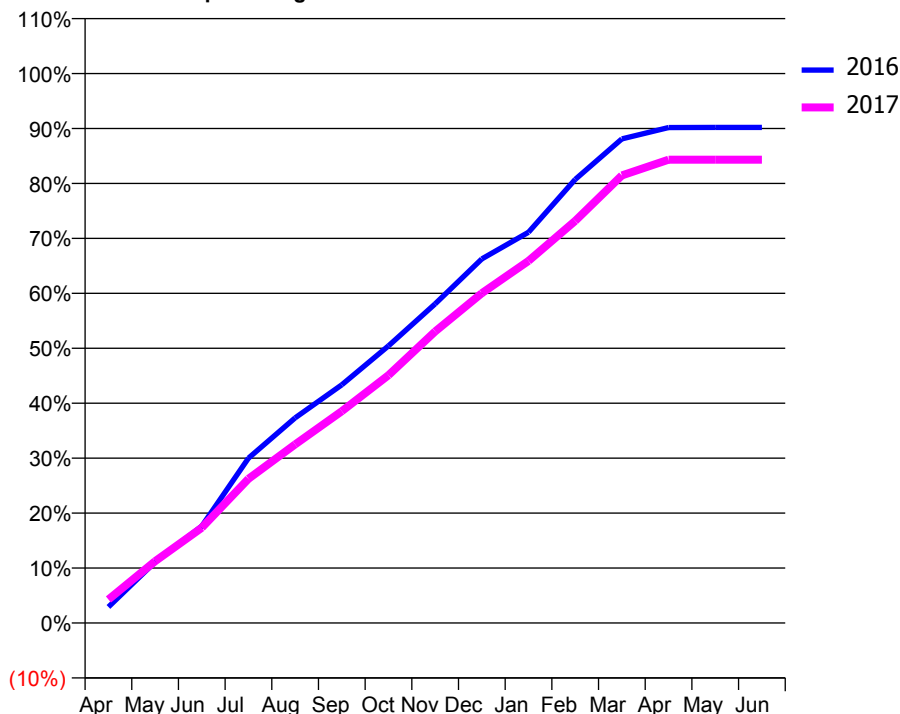
ACCESS*

Patients seen in 24 months	Total	Change since previous quarter
Quarter ending March 2016	8,434	
Quarter ending June 2016	8,360	→
Quarter ending September 2016	8,165	↓
Quarter ending December 2016	7,948	↓
Quarter ending March 2017	7,714	↓
Variance since March 2016	(8.5%)	↓



ACTIVITY

Cumulative percentage of contracted UDA delivered 2016 & 2017



Month	Adjusted Scheduled Activity (UDA)	
	2016	2017
April	771	1,128
May	2,928	2,962
June	4,646	4,572
July	7,909	6,916
August	9,844	8,571
September	11,432	10,165
October	13,296	11,891
November	15,315	13,985
December	17,470	15,823
January	18,748	17,374
February	21,281	19,288
March	23,225	21,473
April	23,771	22,228
May	23,774	22,225
June	23,774	22,230

QUALITY

	Quantity	Base Number	Contract	LHB	Wales
% of FP17s for the same patient ID Re-attending within 3 months - Children	121	2,110	5.7%	9.1%	11.3%
% of FP17s for the same patient ID Re-attending within 3 months - Adults	1,292	9,350	13.8%	13.6%	16.7%
% of FP17s for the same patient ID Re-attending between 3 & 9 months - Children	1,327	2,110	62.9%	54.1%	58.0%
% of FP17s for the same patient ID Re-attending between 3 & 9 months - Adults	5,693	9,350	60.9%	50.8%	53.7%
% of FP17s for Band 1 Urgent Courses	796	11,508	6.9%	8.4%	8.9%
% of FP17s Relating to Free Repair or Replacements	58	11,508	0.5%	0.6%	0.7%
% of FP17s Relating to Continuations	176	11,508	1.5%	1.1%	0.9%
% of Patients satisfied with the dentistry they have received	82	85	96.5%	93.9%	93.9%
% of Patients satisfied with the time they had to wait for an appointment	71	85	83.5%	86.6%	88.4%

* This is based on patients treated on this contract for their most recent course of treatment. Figures in italics indicate the base number of FP17s or Patient Questionnaire responses are less than 100. N/A is shown where the base number of responses is less than 10 during the period. % is calculated as Quantity/Base number*100

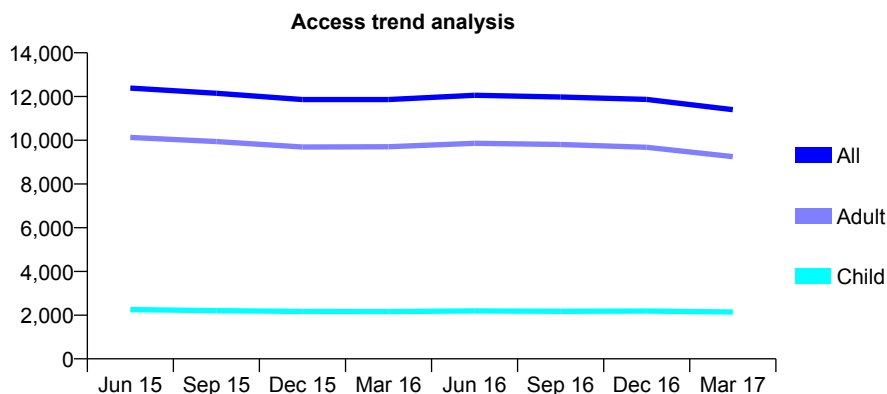
7A2 - Vital Signs At a Glance Contract Report for 158194/0012 - Year end March 2017

Name or company name	Denticare Ltd
Contract type name	GDS Contract
Purpose of contract	General
Contract start date	02/08/2006
Contract end date	

16/17 Contracted general activity (UDA)	45,000
Carry forward general activity (UDA)	0
16/17 Contracted orthodontic activity (UOA)	0
Carry forward orthodontic activity (UOA)	0
Baseline contract value	£1,242,647.00

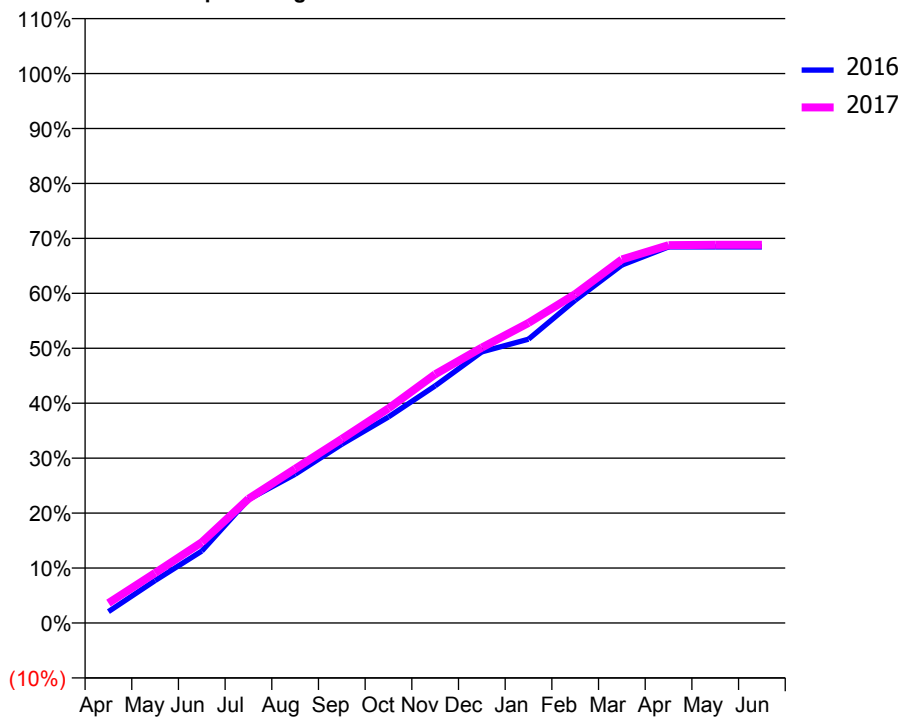
ACCESS*

Patients seen in 24 months	Total	Change since previous quarter
Quarter ending March 2016	11,861	
Quarter ending June 2016	12,060	→
Quarter ending September 2016	11,976	→
Quarter ending December 2016	11,866	→
Quarter ending March 2017	11,397	↓
Variance since March 2016	(3.9%)	↓



ACTIVITY

Cumulative percentage of contracted UDA delivered 2016 & 2017



Month	Adjusted Scheduled Activity (UDA)	
	2016	2017
April	935	1,636
May	3,482	4,105
June	5,889	6,610
July	10,114	10,174
August	12,187	12,627
September	14,638	15,071
October	16,876	17,574
November	19,424	20,375
December	22,209	22,551
January	23,244	24,578
February	26,437	26,933
March	29,318	29,768
April	30,803	30,941
May	30,796	30,979
June	30,798	30,979

QUALITY

	Quantity	Base Number	Contract	LHB	Wales
% of FP17s for the same patient ID Re-attending within 3 months - Children	136	2,749	4.9%	9.1%	11.3%
% of FP17s for the same patient ID Re-attending within 3 months - Adults	1,477	12,094	12.2%	13.6%	16.7%
% of FP17s for the same patient ID Re-attending between 3 & 9 months - Children	1,267	2,749	46.1%	54.1%	58.0%
% of FP17s for the same patient ID Re-attending between 3 & 9 months - Adults	6,063	12,094	50.1%	50.8%	53.7%
% of FP17s for Band 1 Urgent Courses	1,181	14,640	8.1%	8.4%	8.9%
% of FP17s Relating to Free Repair or Replacements	33	14,640	0.2%	0.6%	0.7%
% of FP17s Relating to Continuations	125	14,640	0.9%	1.1%	0.9%
% of Patients satisfied with the dentistry they have received	97	104	93.3%	93.9%	93.9%
% of Patients satisfied with the time they had to wait for an appointment	89	104	85.6%	86.6%	88.4%

* This is based on patients treated on this contract for their most recent course of treatment. Figures in italics indicate the base number of FP17s or Patient Questionnaire responses are less than 100. N/A is shown where the base number of responses is less than 10 during the period. % is calculated as Quantity/Base number*100

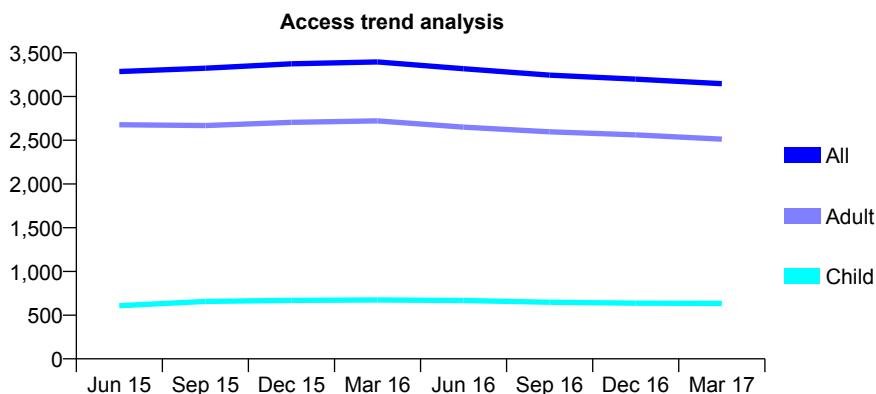
7A2 - Vital Signs At a Glance Contract Report for 158194/0019 - Year end March 2017

Name or company name	Denticare Ltd
Contract type name	GDS Contract
Purpose of contract	General
Contract start date	08/12/2007
Contract end date	

16/17 Contracted general activity (UDA)	8,487
Carry forward general activity (UDA)	0
16/17 Contracted orthodontic activity (UOA)	0
Carry forward orthodontic activity (UOA)	0
Baseline contract value	£212,635.75

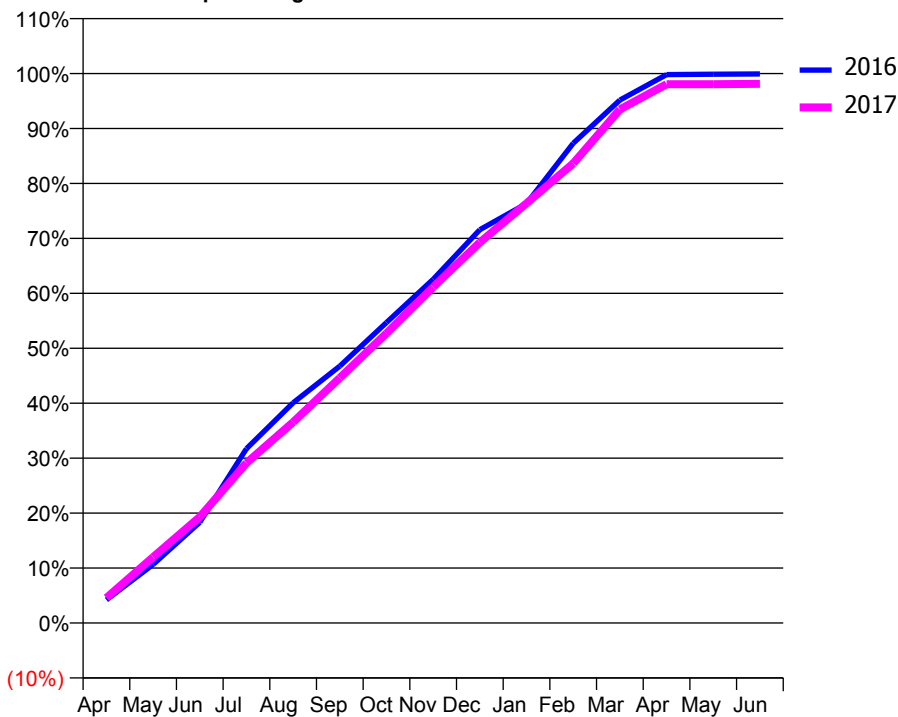
ACCESS*

Patients seen in 24 months	Total	Change since previous quarter
Quarter ending March 2016	3,395	
Quarter ending June 2016	3,317	↓
Quarter ending September 2016	3,245	↓
Quarter ending December 2016	3,199	↓
Quarter ending March 2017	3,147	↓
Variance since March 2016	(7.3%)	↓



ACTIVITY

Cumulative percentage of contracted UDA delivered 2016 & 2017



Adjusted Scheduled Activity (UDA)

Month	2016	2017
April	357	389
May	906	1,019
June	1,556	1,638
July	2,693	2,472
August	3,401	3,102
September	3,967	3,786
October	4,640	4,475
November	5,308	5,188
December	6,074	5,880
January	6,478	6,483
February	7,410	7,097
March	8,077	7,933
April	8,470	8,321
May	8,477	8,322
June	8,481	8,328

QUALITY

	Quantity	Base Number	Contract	LHB	Wales
% of FP17s for the same patient ID Re-attending within 3 months - Children	42	891	4.7%	9.1%	11.3%
% of FP17s for the same patient ID Re-attending within 3 months - Adults	252	3,049	8.3%	13.6%	16.7%
% of FP17s for the same patient ID Re-attending between 3 & 9 months - Children	490	891	55.0%	54.1%	58.0%
% of FP17s for the same patient ID Re-attending between 3 & 9 months - Adults	1,620	3,049	53.1%	50.8%	53.7%
% of FP17s for Band 1 Urgent Courses	133	3,931	3.4%	8.4%	8.9%
% of FP17s Relating to Free Repair or Replacements	1	3,931	0.0%	0.6%	0.7%
% of FP17s Relating to Continuations	46	3,931	1.2%	1.1%	0.9%
% of Patients satisfied with the dentistry they have received	26	28	92.9%	93.9%	93.9%
% of Patients satisfied with the time they had to wait for an appointment	22	28	78.6%	86.6%	88.4%

* This is based on patients treated on this contract for their most recent course of treatment. Figures in italics indicate the base number of FP17s or Patient Questionnaire responses are less than 100. N/A is shown where the base number of responses is less than 10 during the period. % is calculated as Quantity/Base number*100

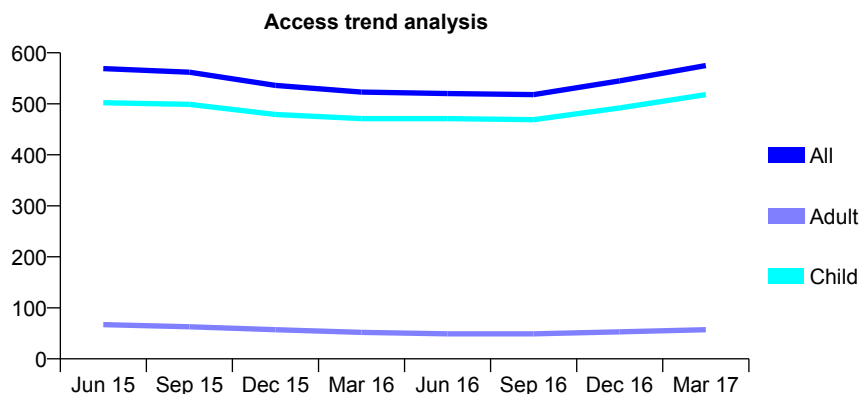
7A2 - Vital Signs At a Glance Contract Report for 158666/0001 - Year end March 2017

Name or company name	Dew Street Dental Practice Limited
Contract type name	GDS Contract
Purpose of contract	General
Contract start date	01/04/2012
Contract end date	

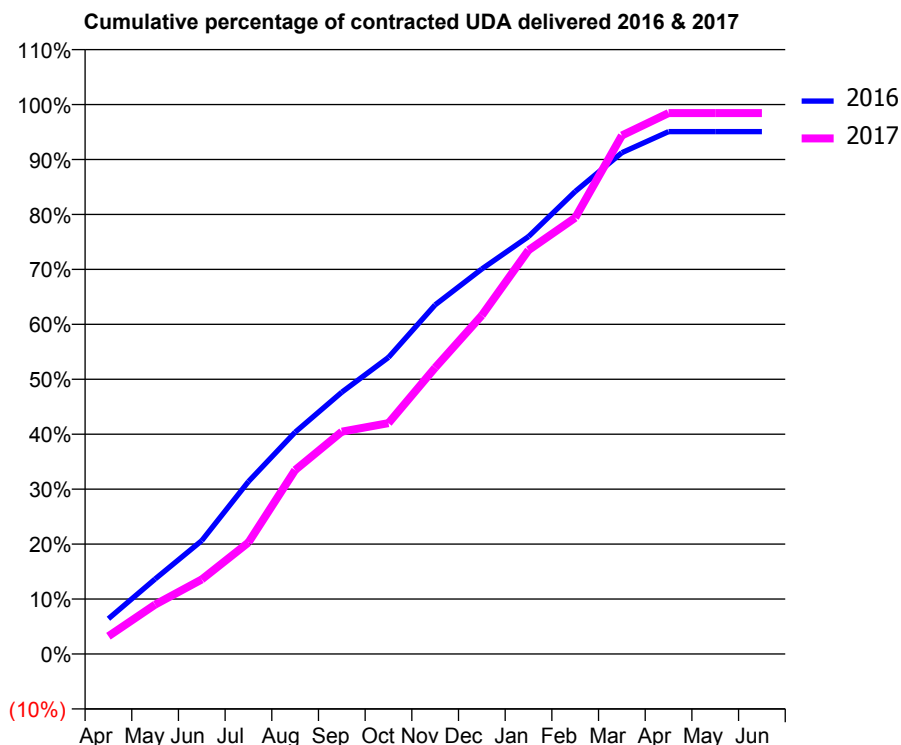
16/17 Contracted general activity (UDA)	1,393
Carry forward general activity (UDA)	69
16/17 Contracted orthodontic activity (UOA)	0
Carry forward orthodontic activity (UOA)	0
Baseline contract value	£38,486.53

ACCESS*

Patients seen in 24 months	Total	Change since previous quarter
Quarter ending March 2016	523	
Quarter ending June 2016	520	→
Quarter ending September 2016	518	→
Quarter ending December 2016	545	↑
Quarter ending March 2017	575	↑
Variance since March 2016	9.9%	↑



ACTIVITY



Month	Adjusted Scheduled Activity (UDA)	
	2016	2017
April	89	45
May	190	125
June	287	189
July	437	283
August	562	466
September	664	564
October	752	585
November	885	726
December	976	859
January	1,058	1,024
February	1,173	1,106
March	1,271	1,314
April	1,324	1,371
May	1,324	1,371
June	1,324	1,371

QUALITY

	Quantity	Base Number	Contract	LHB	Wales
% of FP17s for the same patient ID Re-attending within 3 months - Children	200	1,149	17.4%	9.1%	11.3%
% of FP17s for the same patient ID Re-attending within 3 months - Adults	0	0	N/A	13.6%	16.7%
% of FP17s for the same patient ID Re-attending between 3 & 9 months - Children	696	1,149	60.6%	54.1%	58.0%
% of FP17s for the same patient ID Re-attending between 3 & 9 months - Adults	0	0	N/A	50.8%	53.7%
% of FP17s for Band 1 Urgent Courses	37	1,153	3.2%	8.4%	8.9%
% of FP17s Relating to Free Repair or Replacements	0	1,153	0.0%	0.6%	0.7%
% of FP17s Relating to Continuations	0	1,153	0.0%	1.1%	0.9%
% of Patients satisfied with the dentistry they have received	3	3	N/A	93.9%	93.9%
% of Patients satisfied with the time they had to wait for an appointment	2	3	N/A	86.6%	88.4%

* This is based on patients treated on this contract for their most recent course of treatment. Figures in italics indicate the base number of FP17s or Patient Questionnaire responses are less than 100. N/A is shown where the base number of responses is less than 10 during the period. % is calculated as Quantity/Base number*100

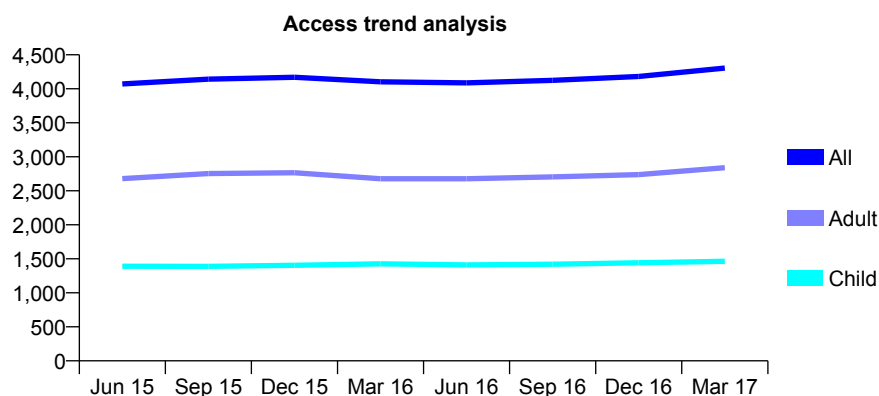
7A2 - Vital Signs At a Glance Contract Report for 163449/0001 - Year end March 2017

Name or company name	Portland Street Dental Practice
Contract type name	GDS Contract
Purpose of contract	General
Contract start date	01/04/2010
Contract end date	

16/17 Contracted general activity (UDA)	9,812
Carry forward general activity (UDA)	73
16/17 Contracted orthodontic activity (UOA)	0
Carry forward orthodontic activity (UOA)	0
Baseline contract value	£355,526.85

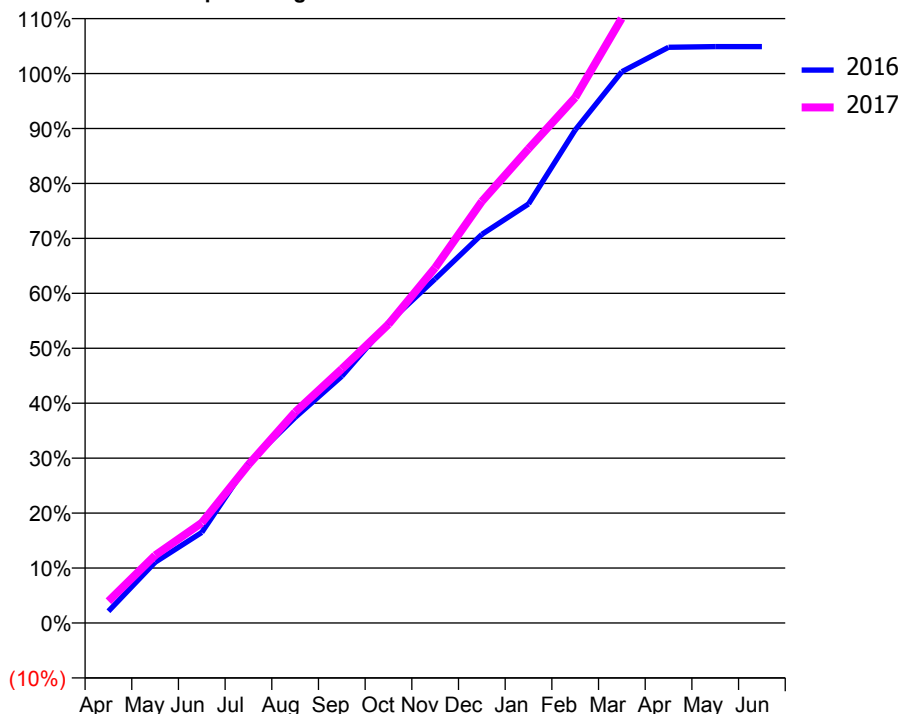
ACCESS*

Patients seen in 24 months	Total	Change since previous quarter
Quarter ending March 2016	4,103	
Quarter ending June 2016	4,088	→
Quarter ending September 2016	4,125	→
Quarter ending December 2016	4,181	→
Quarter ending March 2017	4,305	↑
Variance since March 2016	4.9%	↑



ACTIVITY

Cumulative percentage of contracted UDA delivered 2016 & 2017



Month	Adjusted Scheduled Activity (UDA)	
	2016	2017
April	230	388
May	1,185	1,207
June	1,768	1,790
July	3,120	2,829
August	4,010	3,765
September	4,814	4,538
October	5,860	5,335
November	6,714	6,345
December	7,582	7,528
January	8,177	8,467
February	9,620	9,383
March	10,758	10,803
April	11,234	11,280
May	11,246	11,259
June	11,247	11,262

QUALITY

	Quantity	Base Number	Contract	LHB	Wales
% of FP17s for the same patient ID Re-attending within 3 months - Children	167	2,486	6.7%	9.1%	11.3%
% of FP17s for the same patient ID Re-attending within 3 months - Adults	326	3,681	8.9%	13.6%	16.7%
% of FP17s for the same patient ID Re-attending between 3 & 9 months - Children	1,684	2,486	67.7%	54.1%	58.0%
% of FP17s for the same patient ID Re-attending between 3 & 9 months - Adults	2,094	3,681	56.9%	50.8%	53.7%
% of FP17s for Band 1 Urgent Courses	495	6,131	8.1%	8.4%	8.9%
% of FP17s Relating to Free Repair or Replacements	27	6,131	0.4%	0.6%	0.7%
% of FP17s Relating to Continuations	10	6,131	0.2%	1.1%	0.9%
% of Patients satisfied with the dentistry they have received	46	48	95.8%	93.9%	93.9%
% of Patients satisfied with the time they had to wait for an appointment	45	48	93.8%	86.6%	88.4%

* This is based on patients treated on this contract for their most recent course of treatment. Figures in italics indicate the base number of FP17s or Patient Questionnaire responses are less than 100. N/A is shown where the base number of responses is less than 10 during the period. % is calculated as Quantity/Base number*100

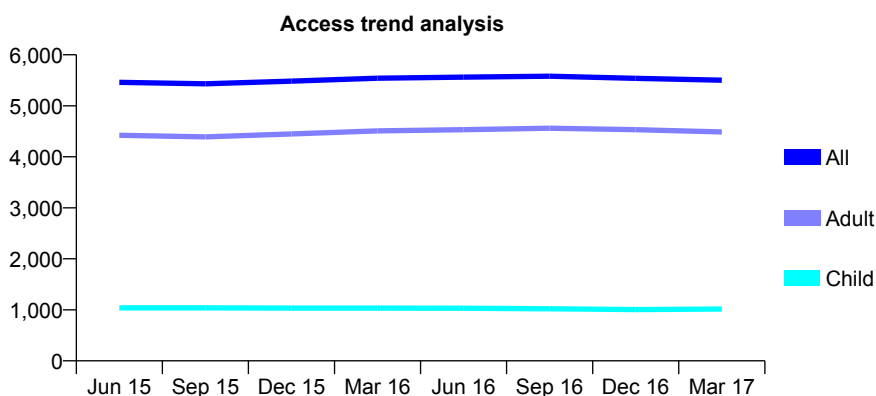
7A2 - Vital Signs At a Glance Contract Report for 164496/0001 - Year end March 2017

Name or company name	My Dentist
Contract type name	GDS Contract
Purpose of contract	General
Contract start date	29/03/2010
Contract end date	

16/17 Contracted general activity (UDA)	15,051
Carry forward general activity (UDA)	-59
16/17 Contracted orthodontic activity (UOA)	0
Carry forward orthodontic activity (UOA)	0
Baseline contract value	£531,989.91

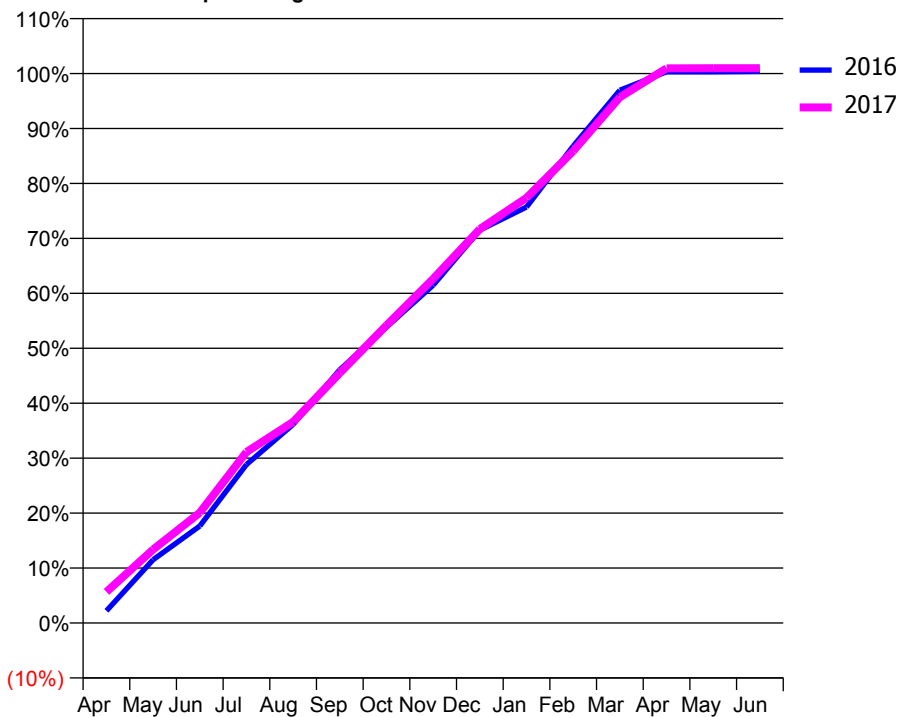
ACCESS*

Patients seen in 24 months	Total	Change since previous quarter
Quarter ending March 2016	5,542	
Quarter ending June 2016	5,563	→
Quarter ending September 2016	5,581	→
Quarter ending December 2016	5,538	→
Quarter ending March 2017	5,503	→
Variance since March 2016	(0.7%)	→



ACTIVITY

Cumulative percentage of contracted UDA delivered 2016 & 2017



Month	Adjusted Scheduled Activity (UDA)	
	2016	2017
April	333	854
May	1,733	2,015
June	2,657	3,021
July	4,341	4,684
August	5,439	5,509
September	6,936	6,849
October	8,105	8,153
November	9,253	9,430
December	10,764	10,793
January	11,393	11,645
February	13,063	12,927
March	14,592	14,404
April	15,098	15,192
May	15,098	15,194
June	15,110	15,194

QUALITY

	Quantity	Base Number	Contract	LHB	Wales
% of FP17s for the same patient ID Re-attending within 3 months - Children	88	1,342	6.6%	9.1%	11.3%
% of FP17s for the same patient ID Re-attending within 3 months - Adults	929	5,692	16.3%	13.6%	16.7%
% of FP17s for the same patient ID Re-attending between 3 & 9 months - Children	625	1,342	46.6%	54.1%	58.0%
% of FP17s for the same patient ID Re-attending between 3 & 9 months - Adults	2,084	5,692	36.6%	50.8%	53.7%
% of FP17s for Band 1 Urgent Courses	1,065	7,193	14.8%	8.4%	8.9%
% of FP17s Relating to Free Repair or Replacements	147	7,193	2.0%	0.6%	0.7%
% of FP17s Relating to Continuations	158	7,193	2.2%	1.1%	0.9%
% of Patients satisfied with the dentistry they have received	52	58	89.7%	93.9%	93.9%
% of Patients satisfied with the time they had to wait for an appointment	47	58	81.0%	86.6%	88.4%

* This is based on patients treated on this contract for their most recent course of treatment. Figures in italics indicate the base number of FP17s or Patient Questionnaire responses are less than 100. N/A is shown where the base number of responses is less than 10 during the period. % is calculated as Quantity/Base number*100

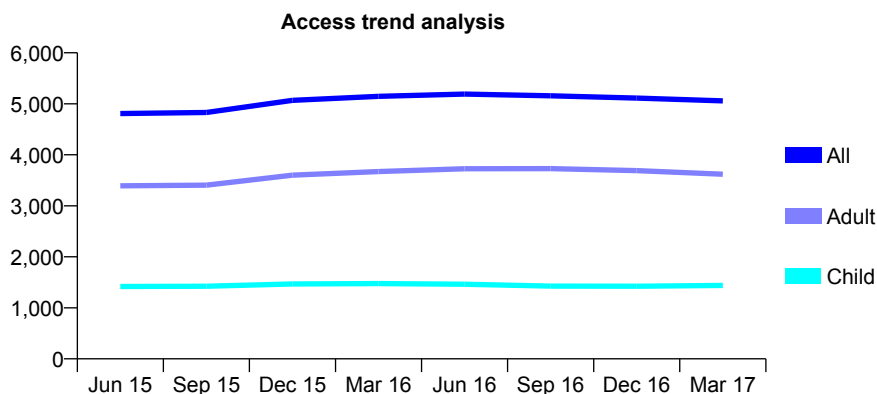
7A2 - Vital Signs At a Glance Contract Report for 166820/0001 - Year end March 2017

Name or company name	Dr N Patel, Dr J Rai and Dr N Kernahan
Contract type name	GDS Contract
Purpose of contract	General
Contract start date	01/04/2006
Contract end date	

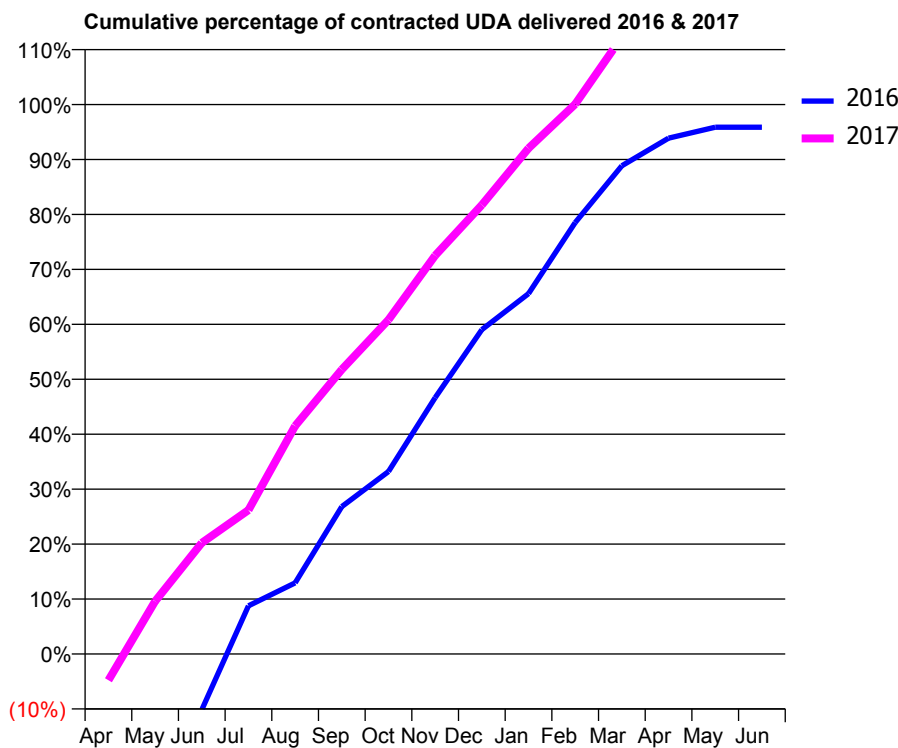
16/17 Contracted general activity (UDA)	11,550
Carry forward general activity (UDA)	554
16/17 Contracted orthodontic activity (UOA)	0
Carry forward orthodontic activity (UOA)	0
Baseline contract value	£324,659.93

ACCESS*

Patients seen in 24 months	Total	Change since previous quarter
Quarter ending March 2016	5,146	
Quarter ending June 2016	5,191	→
Quarter ending September 2016	5,156	→
Quarter ending December 2016	5,113	→
Quarter ending March 2017	5,057	↓
Variance since March 2016	(1.7%)	↓



ACTIVITY



Month	Adjusted Scheduled Activity (UDA)	
	2016	2017
April	-1,918	-554
May	-1,366	1,109
June	-1,366	2,336
July	1,174	3,025
August	1,730	4,796
September	3,587	5,980
October	4,440	7,026
November	6,238	8,378
December	7,892	9,439
January	8,769	10,631
February	10,497	11,556
March	11,880	12,967
April	12,552	13,807
May	12,817	13,807
June	12,817	13,808

QUALITY

	Quantity	Base Number	Contract	LHB	Wales
% of FP17s for the same patient ID Re-attending within 3 months - Children	193	2,132	9.1%	9.1%	11.3%
% of FP17s for the same patient ID Re-attending within 3 months - Adults	931	5,242	17.8%	13.6%	16.7%
% of FP17s for the same patient ID Re-attending between 3 & 9 months - Children	1,167	2,132	54.7%	54.1%	58.0%
% of FP17s for the same patient ID Re-attending between 3 & 9 months - Adults	2,815	5,242	53.7%	50.8%	53.7%
% of FP17s for Band 1 Urgent Courses	818	7,402	11.1%	8.4%	8.9%
% of FP17s Relating to Free Repair or Replacements	62	7,402	0.8%	0.6%	0.7%
% of FP17s Relating to Continuations	163	7,402	2.2%	1.1%	0.9%
% of Patients satisfied with the dentistry they have received	18	21	85.7%	93.9%	93.9%
% of Patients satisfied with the time they had to wait for an appointment	19	21	90.5%	86.6%	88.4%

* This is based on patients treated on this contract for their most recent course of treatment. Figures in italics indicate the base number of FP17s or Patient Questionnaire responses are less than 100. N/A is shown where the base number of responses is less than 10 during the period. % is calculated as Quantity/Base number*100

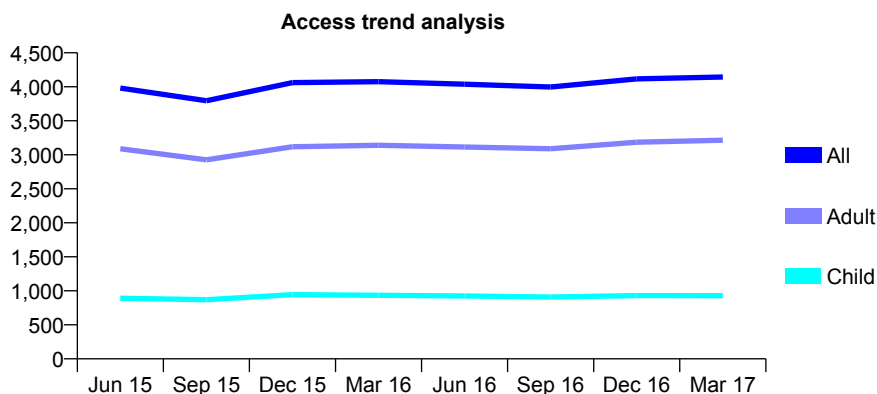
7A2 - Vital Signs At a Glance Contract Report for 169226/0001 - Year end March 2017

Name or company name	Dr. N Patel, J Rai & Dr. N Kernahan
Contract type name	GDS Contract
Purpose of contract	General
Contract start date	01/08/2007
Contract end date	

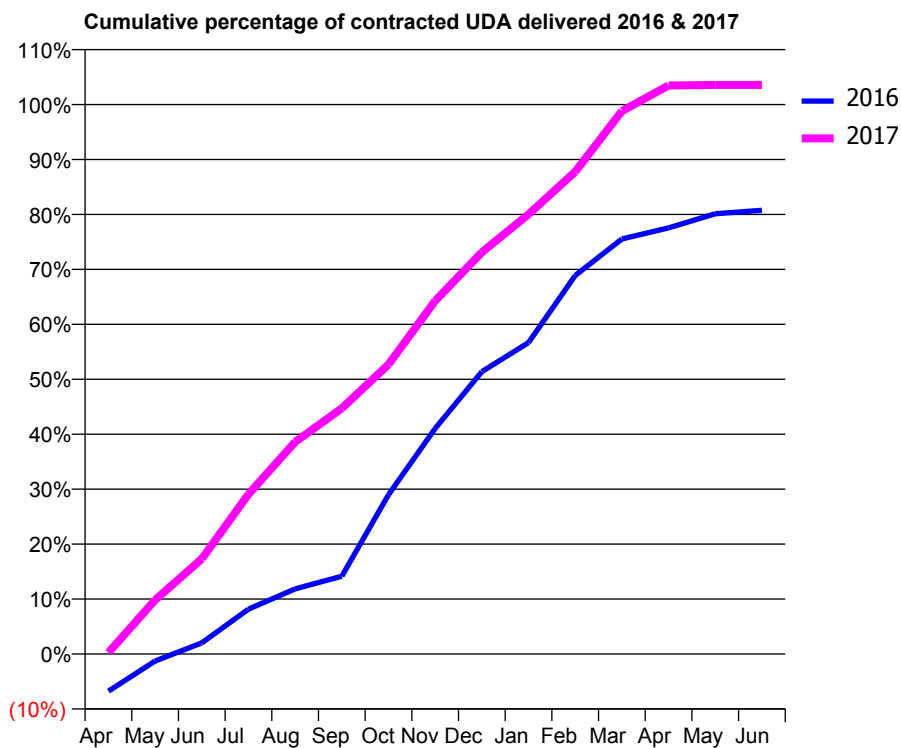
16/17 Contracted general activity (UDA)	14,065
Carry forward general activity (UDA)	209
16/17 Contracted orthodontic activity (UOA)	0
Carry forward orthodontic activity (UOA)	0
Baseline contract value	£382,140.15

ACCESS*

Patients seen in 24 months	Total	Change since previous quarter
Quarter ending March 2016	4,075	
Quarter ending June 2016	4,038	→
Quarter ending September 2016	3,998	→
Quarter ending December 2016	4,116	↑
Quarter ending March 2017	4,144	→
Variance since March 2016	1.7%	→



ACTIVITY



Month	Adjusted Scheduled Activity (UDA)	
	2016	2017
April	-955	37
May	-183	1,382
June	285	2,434
July	1,150	4,091
August	1,668	5,430
September	1,991	6,287
October	4,076	7,413
November	5,772	9,039
December	7,228	10,283
January	7,970	11,253
February	9,689	12,343
March	10,622	13,895
April	10,908	14,553
May	11,270	14,565
June	11,356	14,565

QUALITY

	Quantity	Base Number	Contract	LHB	Wales
% of FP17s for the same patient ID Re-attending within 3 months - Children	137	1,563	8.8%	9.1%	11.3%
% of FP17s for the same patient ID Re-attending within 3 months - Adults	821	5,562	14.8%	13.6%	16.7%
% of FP17s for the same patient ID Re-attending between 3 & 9 months - Children	942	1,563	60.3%	54.1%	58.0%
% of FP17s for the same patient ID Re-attending between 3 & 9 months - Adults	3,496	5,562	62.9%	50.8%	53.7%
% of FP17s for Band 1 Urgent Courses	309	7,054	4.4%	8.4%	8.9%
% of FP17s Relating to Free Repair or Replacements	98	7,054	1.4%	0.6%	0.7%
% of FP17s Relating to Continuations	183	7,054	2.6%	1.1%	0.9%
% of Patients satisfied with the dentistry they have received	31	33	93.9%	93.9%	93.9%
% of Patients satisfied with the time they had to wait for an appointment	30	33	90.9%	86.6%	88.4%

* This is based on patients treated on this contract for their most recent course of treatment. Figures in italics indicate the base number of FP17s or Patient Questionnaire responses are less than 100. N/A is shown where the base number of responses is less than 10 during the period. % is calculated as Quantity/Base number*100

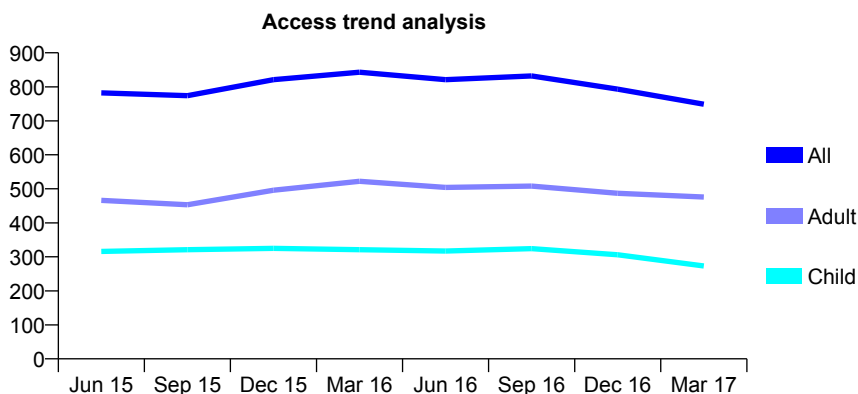
7A2 - Vital Signs At a Glance Contract Report for 172243/0001 - Year end March 2017

Name or company name	West Street Dental Practice Limited
Contract type name	GDS Contract
Purpose of contract	General
Contract start date	01/04/2011
Contract end date	

16/17 Contracted general activity (UDA)	2,192
Carry forward general activity (UDA)	115
16/17 Contracted orthodontic activity (UOA)	0
Carry forward orthodontic activity (UOA)	0
Baseline contract value	£59,487.72

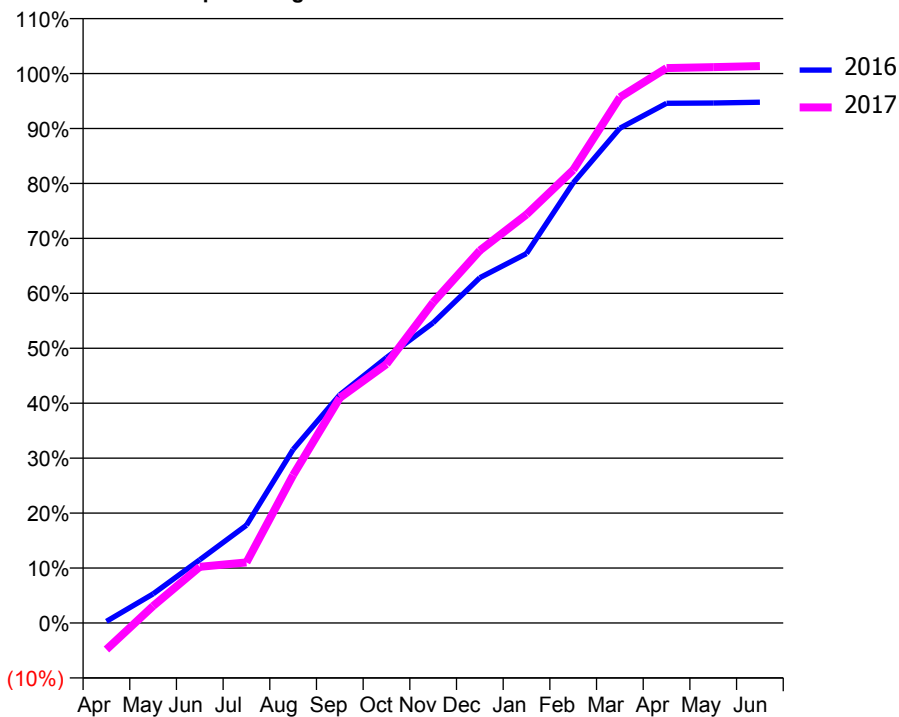
ACCESS*

Patients seen in 24 months	Total	Change since previous quarter
Quarter ending March 2016	843	
Quarter ending June 2016	821	↓
Quarter ending September 2016	832	→
Quarter ending December 2016	793	↓
Quarter ending March 2017	749	↓
Variance since March 2016	(11.2%)	↓



ACTIVITY

Cumulative percentage of contracted UDA delivered 2016 & 2017



Month	Adjusted Scheduled Activity (UDA)	
	2016	2017
April	6	-106
May	116	68
June	252	224
July	390	242
August	692	590
September	910	898
October	1,059	1,033
November	1,197	1,279
December	1,377	1,486
January	1,474	1,630
February	1,756	1,807
March	1,974	2,097
April	2,073	2,213
May	2,074	2,217
June	2,077	2,221

QUALITY

	Quantity	Base Number	Contract	LHB	Wales
% of FP17s for the same patient ID Re-attending within 3 months - Children	57	511	11.2%	9.1%	11.3%
% of FP17s for the same patient ID Re-attending within 3 months - Adults	138	698	19.8%	13.6%	16.7%
% of FP17s for the same patient ID Re-attending between 3 & 9 months - Children	324	511	63.4%	54.1%	58.0%
% of FP17s for the same patient ID Re-attending between 3 & 9 months - Adults	370	698	53.0%	50.8%	53.7%
% of FP17s for Band 1 Urgent Courses	152	1,215	12.5%	8.4%	8.9%
% of FP17s Relating to Free Repair or Replacements	0	1,215	0.0%	0.6%	0.7%
% of FP17s Relating to Continuations	0	1,215	0.0%	1.1%	0.9%
% of Patients satisfied with the dentistry they have received	11	11	100.0%	93.9%	93.9%
% of Patients satisfied with the time they had to wait for an appointment	10	11	90.9%	86.6%	88.4%

* This is based on patients treated on this contract for their most recent course of treatment. Figures in italics indicate the base number of FP17s or Patient Questionnaire responses are less than 100. N/A is shown where the base number of responses is less than 10 during the period. % is calculated as Quantity/Base number*100

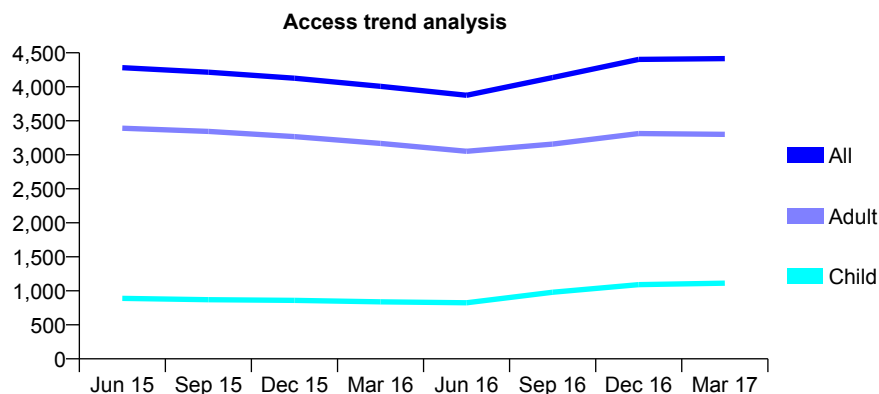
7A2 - Vital Signs At a Glance Contract Report for 175714/0001 - Year end March 2017

Name or company name	MSC Universal Limited
Contract type name	GDS Contract
Purpose of contract	General
Contract start date	01/12/2010
Contract end date	

16/17 Contracted general activity (UDA)	15,000
Carry forward general activity (UDA)	300
16/17 Contracted orthodontic activity (UOA)	0
Carry forward orthodontic activity (UOA)	0
Baseline contract value	£442,922.40

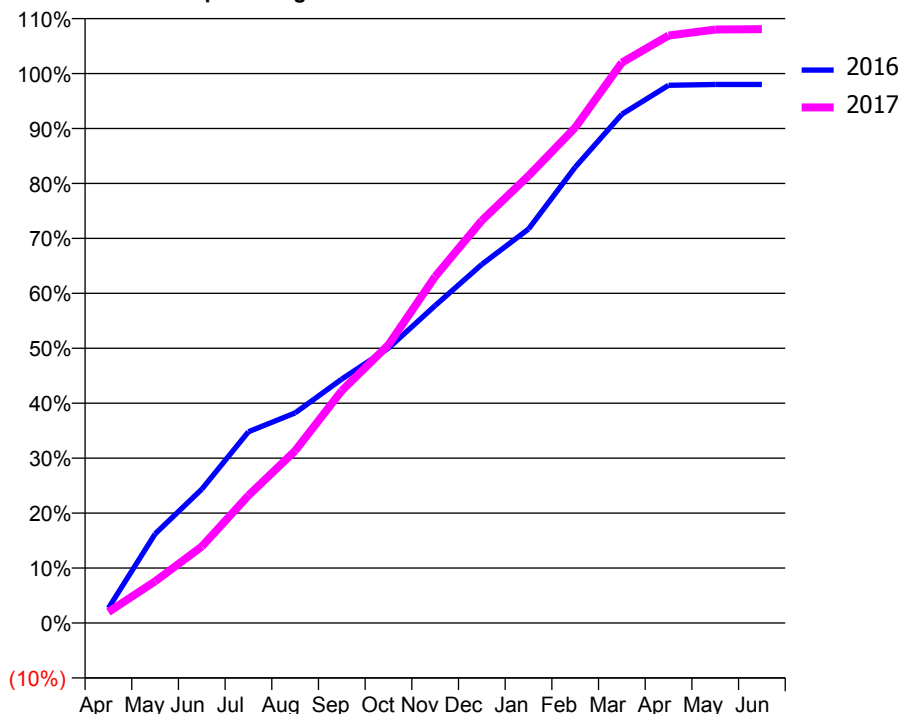
ACCESS*

Patients seen in 24 months	Total	Change since previous quarter
Quarter ending March 2016	4,007	
Quarter ending June 2016	3,875	↓
Quarter ending September 2016	4,137	↑
Quarter ending December 2016	4,403	↑
Quarter ending March 2017	4,414	→
Variance since March 2016	10.2%	↑



ACTIVITY

Cumulative percentage of contracted UDA delivered 2016 & 2017



Month	Adjusted Scheduled Activity (UDA)	
	2016	2017
April	407	301
May	2,434	1,137
June	3,653	2,089
July	5,220	3,480
August	5,737	4,701
September	6,659	6,342
October	7,504	7,596
November	8,667	9,458
December	9,792	10,986
January	10,756	12,208
February	12,445	13,523
March	13,887	15,298
April	14,679	16,034
May	14,700	16,200
June	14,700	16,210

QUALITY

	Quantity	Base Number	Contract	LHB	Wales
% of FP17s for the same patient ID Re-attending within 3 months - Children	110	1,746	6.3%	9.1%	11.3%
% of FP17s for the same patient ID Re-attending within 3 months - Adults	787	5,692	13.8%	13.6%	16.7%
% of FP17s for the same patient ID Re-attending between 3 & 9 months - Children	1,022	1,746	58.5%	54.1%	58.0%
% of FP17s for the same patient ID Re-attending between 3 & 9 months - Adults	3,764	5,692	66.1%	50.8%	53.7%
% of FP17s for Band 1 Urgent Courses	372	7,455	5.0%	8.4%	8.9%
% of FP17s Relating to Free Repair or Replacements	52	7,455	0.7%	0.6%	0.7%
% of FP17s Relating to Continuations	162	7,455	2.2%	1.1%	0.9%
% of Patients satisfied with the dentistry they have received	49	53	92.5%	93.9%	93.9%
% of Patients satisfied with the time they had to wait for an appointment	43	53	81.1%	86.6%	88.4%

* This is based on patients treated on this contract for their most recent course of treatment. Figures in italics indicate the base number of FP17s or Patient Questionnaire responses are less than 100. N/A is shown where the base number of responses is less than 10 during the period. % is calculated as Quantity/Base number*100

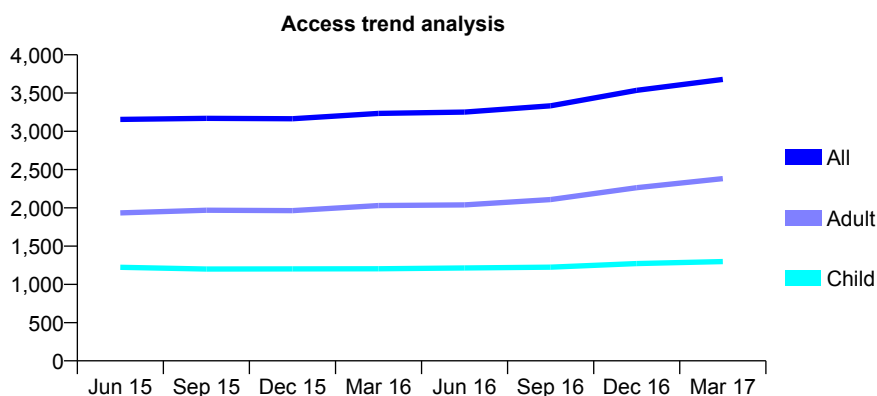
7A2 - Vital Signs At a Glance Contract Report for 177342/0001 - Year end March 2017

Name or company name	K J Hughes & R W Hutchings
Contract type name	GDS Contract
Purpose of contract	General
Contract start date	01/01/2009
Contract end date	

16/17 Contracted general activity (UDA)	11,593
Carry forward general activity (UDA)	0
16/17 Contracted orthodontic activity (UOA)	0
Carry forward orthodontic activity (UOA)	0
Baseline contract value	£391,279.04

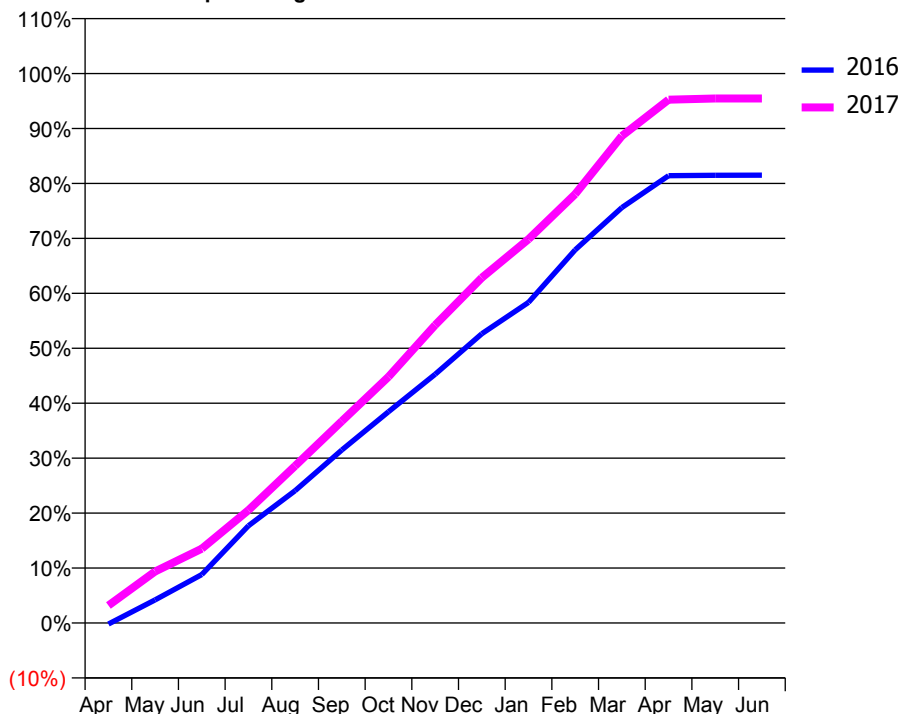
ACCESS*

Patients seen in 24 months	Total	Change since previous quarter
Quarter ending March 2016	3,234	
Quarter ending June 2016	3,252	→
Quarter ending September 2016	3,333	↑
Quarter ending December 2016	3,536	↑
Quarter ending March 2017	3,679	↑
Variance since March 2016	13.8%	↑



ACTIVITY

Cumulative percentage of contracted UDA delivered 2016 & 2017



Month	Adjusted Scheduled Activity (UDA)	
	2016	2017
April	-23	369
May	489	1,086
June	1,022	1,568
July	2,052	2,381
August	2,792	3,315
September	3,650	4,257
October	4,457	5,194
November	5,248	6,286
December	6,104	7,284
January	6,763	8,097
February	7,873	9,049
March	8,766	10,277
April	9,437	11,040
May	9,445	11,065
June	9,448	11,065

QUALITY

	Quantity	Base Number	Contract	LHB	Wales
% of FP17s for the same patient ID Re-attending within 3 months - Children	124	1,830	6.8%	9.1%	11.3%
% of FP17s for the same patient ID Re-attending within 3 months - Adults	415	3,025	13.7%	13.6%	16.7%
% of FP17s for the same patient ID Re-attending between 3 & 9 months - Children	931	1,830	50.9%	54.1%	58.0%
% of FP17s for the same patient ID Re-attending between 3 & 9 months - Adults	1,363	3,025	45.1%	50.8%	53.7%
% of FP17s for Band 1 Urgent Courses	409	4,878	8.4%	8.4%	8.9%
% of FP17s Relating to Free Repair or Replacements	20	4,878	0.4%	0.6%	0.7%
% of FP17s Relating to Continuations	35	4,878	0.7%	1.1%	0.9%
% of Patients satisfied with the dentistry they have received	23	25	92.0%	93.9%	93.9%
% of Patients satisfied with the time they had to wait for an appointment	20	25	80.0%	86.6%	88.4%

* This is based on patients treated on this contract for their most recent course of treatment. Figures in italics indicate the base number of FP17s or Patient Questionnaire responses are less than 100. N/A is shown where the base number of responses is less than 10 during the period. % is calculated as Quantity/Base number*100

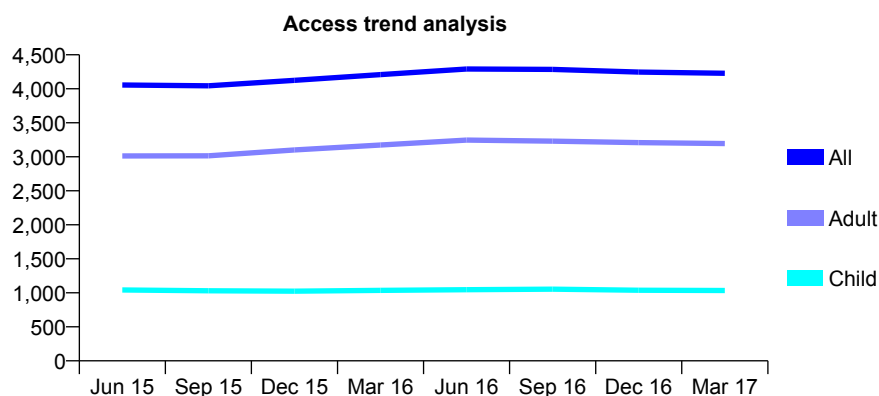
7A2 - Vital Signs At a Glance Contract Report for 187429/0001 - Year end March 2017

Name or company name	Fifield & Borsden
Contract type name	GDS Contract
Purpose of contract	General
Contract start date	01/04/2006
Contract end date	

16/17 Contracted general activity (UDA)	15,000
Carry forward general activity (UDA)	118
16/17 Contracted orthodontic activity (UOA)	0
Carry forward orthodontic activity (UOA)	0
Baseline contract value	£344,920.60

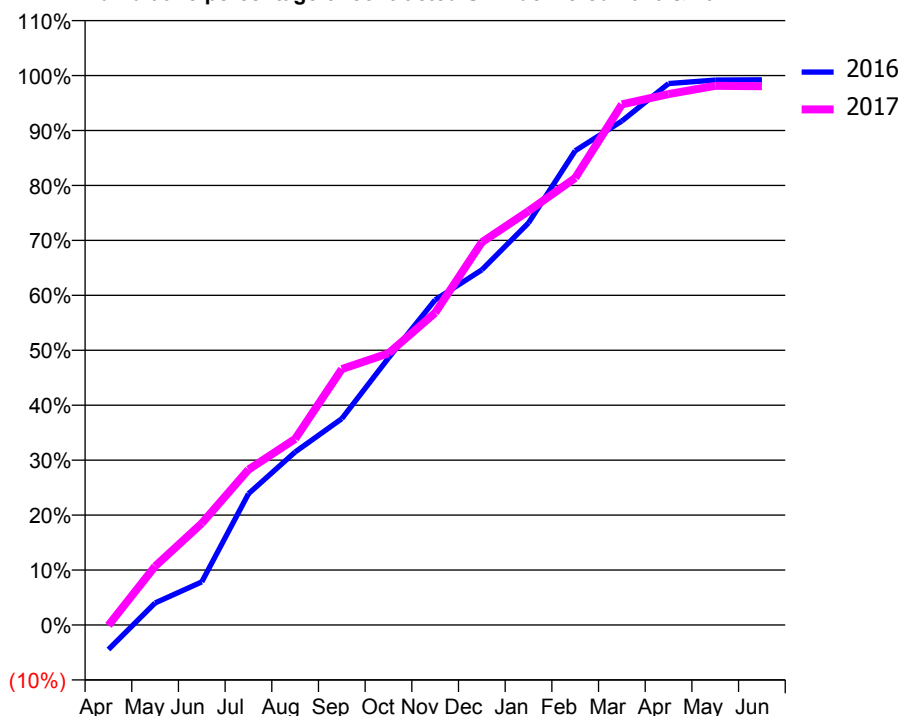
ACCESS*

Patients seen in 24 months	Total	Change since previous quarter
Quarter ending March 2016	4,209	
Quarter ending June 2016	4,292	→
Quarter ending September 2016	4,285	→
Quarter ending December 2016	4,247	→
Quarter ending March 2017	4,229	→
Variance since March 2016	0.5%	→



ACTIVITY

Cumulative percentage of contracted UDA delivered 2016 & 2017



Month	Adjusted Scheduled Activity (UDA)	
	2016	2017
April	-670	-13
May	602	1,603
June	1,176	2,775
July	3,582	4,243
August	4,724	5,079
September	5,633	6,987
October	7,290	7,416
November	8,875	8,523
December	9,694	10,450
January	10,977	11,300
February	12,945	12,203
March	13,759	14,214
April	14,780	14,494
May	14,874	14,717
June	14,881	14,706

QUALITY

	Quantity	Base Number	Contract	LHB	Wales
% of FP17s for the same patient ID Re-attending within 3 months - Children	126	1,962	6.4%	9.1%	11.3%
% of FP17s for the same patient ID Re-attending within 3 months - Adults	963	5,987	16.1%	13.6%	16.7%
% of FP17s for the same patient ID Re-attending between 3 & 9 months - Children	1,360	1,962	69.3%	54.1%	58.0%
% of FP17s for the same patient ID Re-attending between 3 & 9 months - Adults	3,967	5,987	66.3%	50.8%	53.7%
% of FP17s for Band 1 Urgent Courses	421	7,693	5.5%	8.4%	8.9%
% of FP17s Relating to Free Repair or Replacements	73	7,693	0.9%	0.6%	0.7%
% of FP17s Relating to Continuations	65	7,693	0.8%	1.1%	0.9%
% of Patients satisfied with the dentistry they have received	26	29	89.7%	93.9%	93.9%
% of Patients satisfied with the time they had to wait for an appointment	26	29	89.7%	86.6%	88.4%

* This is based on patients treated on this contract for their most recent course of treatment. Figures in italics indicate the base number of FP17s or Patient Questionnaire responses are less than 100. N/A is shown where the base number of responses is less than 10 during the period. % is calculated as Quantity/Base number*100

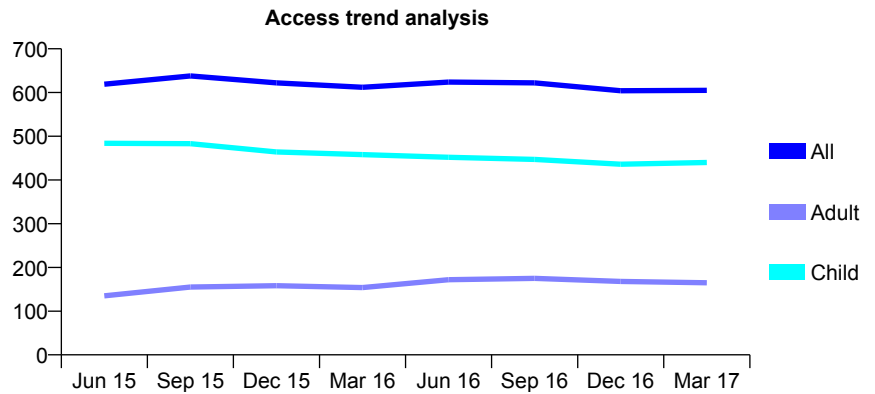
7A2 - Vital Signs At a Glance Contract Report for 212970/0001 - Year end March 2017

Name or company name	MRS SJ JOHNSON
Contract type name	GDS Contract
Purpose of contract	General
Contract start date	01/06/2006
Contract end date	

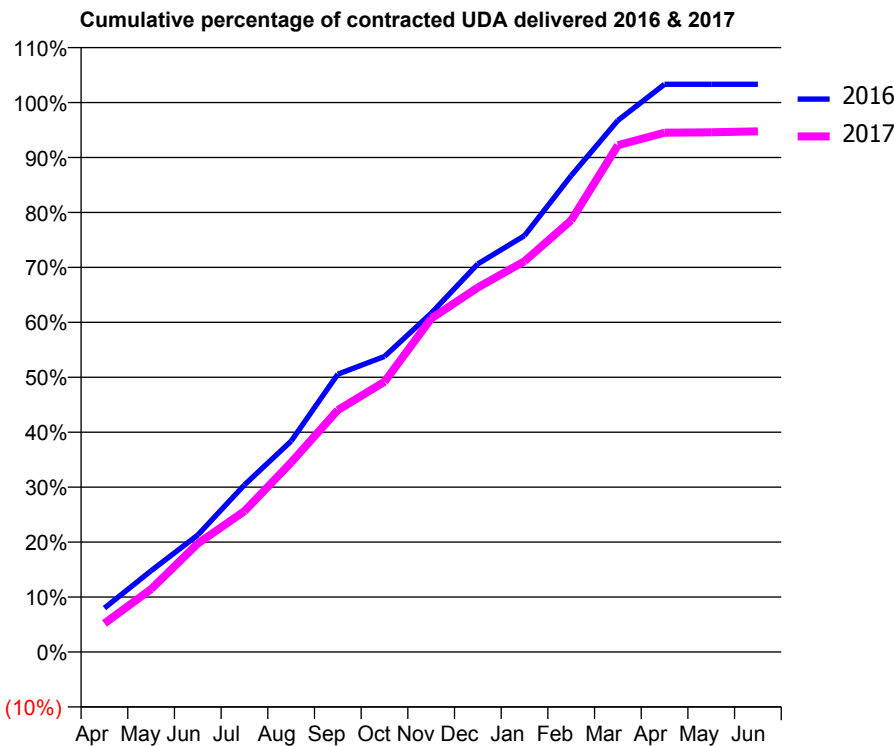
16/17 Contracted general activity (UDA)	1,342
Carry forward general activity (UDA)	-45
16/17 Contracted orthodontic activity (UOA)	0
Carry forward orthodontic activity (UOA)	0
Baseline contract value	£35,938.72

ACCESS*

Patients seen in 24 months	Total	Change since previous quarter
Quarter ending March 2016	612	
Quarter ending June 2016	624	→
Quarter ending September 2016	622	→
Quarter ending December 2016	604	↓
Quarter ending March 2017	605	→
Variance since March 2016	(1.1%)	↓



ACTIVITY



Month	Adjusted Scheduled Activity (UDA)	
	2016	2017
April	107	70
May	198	154
June	286	265
July	408	344
August	515	463
September	679	591
October	722	660
November	827	814
December	948	890
January	1,017	954
February	1,163	1,054
March	1,298	1,238
April	1,387	1,268
May	1,387	1,269
June	1,387	1,271

QUALITY

	Quantity	Base Number	Contract	LHB	Wales
% of FP17s for the same patient ID Re-attending within 3 months - Children	56	710	7.9%	9.1%	11.3%
% of FP17s for the same patient ID Re-attending within 3 months - Adults	24	126	19.0%	13.6%	16.7%
% of FP17s for the same patient ID Re-attending between 3 & 9 months - Children	358	710	50.4%	54.1%	58.0%
% of FP17s for the same patient ID Re-attending between 3 & 9 months - Adults	35	126	27.8%	50.8%	53.7%
% of FP17s for Band 1 Urgent Courses	92	825	11.2%	8.4%	8.9%
% of FP17s Relating to Free Repair or Replacements	1	825	0.1%	0.6%	0.7%
% of FP17s Relating to Continuations	2	825	0.2%	1.1%	0.9%
% of Patients satisfied with the dentistry they have received	4	4	N/A	93.9%	93.9%
% of Patients satisfied with the time they had to wait for an appointment	4	4	N/A	86.6%	88.4%

* This is based on patients treated on this contract for their most recent course of treatment. Figures in italics indicate the base number of FP17s or Patient Questionnaire responses are less than 100. N/A is shown where the base number of responses is less than 10 during the period. % is calculated as Quantity/Base number*100

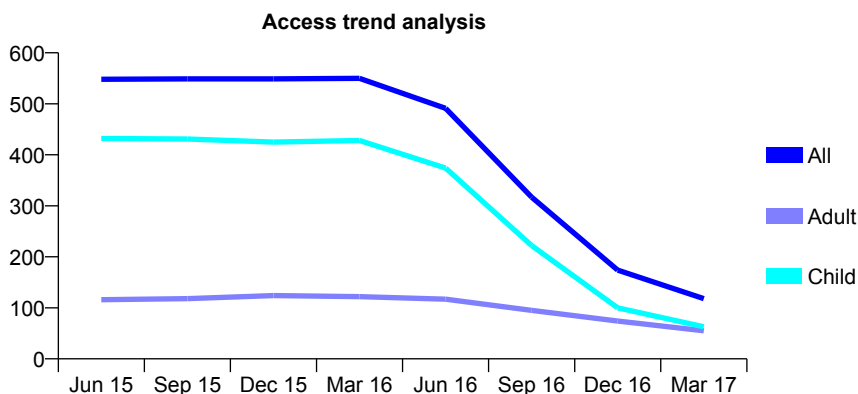
7A2 - Vital Signs At a Glance Contract Report for 22275/0001 - Year end March 2017

Name or company name	MR TF JONES
Contract type name	GDS Contract
Purpose of contract	General
Contract start date	01/04/2006
Contract end date	30/04/2016

16/17 Contracted general activity (UDA)	96
Carry forward general activity (UDA)	25
16/17 Contracted orthodontic activity (UOA)	0
Carry forward orthodontic activity (UOA)	0
Baseline contract value	£2,220.27

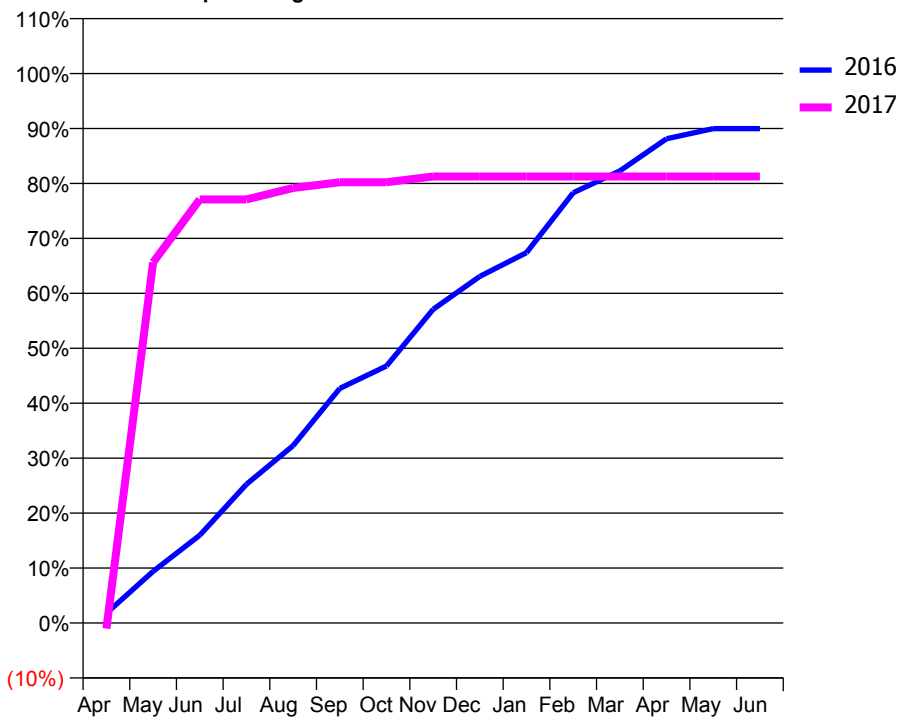
ACCESS*

Patients seen in 24 months	Total	Change since previous quarter
Quarter ending March 2016	550	
Quarter ending June 2016	491	↓
Quarter ending September 2016	317	↓
Quarter ending December 2016	174	↓
Quarter ending March 2017	118	↓
Variance since March 2016	(78.5%)	↓



ACTIVITY

Cumulative percentage of contracted UDA delivered 2016 & 2017



Month	Adjusted Scheduled Activity (UDA)	
	2016	2017
April	22	-1
May	118	63
June	200	74
July	316	74
August	404	76
September	534	77
October	585	77
November	714	78
December	789	78
January	843	78
February	979	78
March	1,029	78
April	1,102	78
May	1,125	78
June	1,125	78

QUALITY

	Quantity	Base Number	Contract	LHB	Wales
% of FP17s for the same patient ID Re-attending within 3 months - Children	9	110	8.2%	9.1%	11.3%
% of FP17s for the same patient ID Re-attending within 3 months - Adults	0	9	0.0%	13.6%	16.7%
% of FP17s for the same patient ID Re-attending between 3 & 9 months - Children	61	110	55.5%	54.1%	58.0%
% of FP17s for the same patient ID Re-attending between 3 & 9 months - Adults	4	9	44.4%	50.8%	53.7%
% of FP17s for Band 1 Urgent Courses	0	65	0.0%	8.4%	8.9%
% of FP17s Relating to Free Repair or Replacements	0	65	0.0%	0.6%	0.7%
% of FP17s Relating to Continuations	0	65	0.0%	1.1%	0.9%
% of Patients satisfied with the dentistry they have received	1	1	N/A	93.9%	93.9%
% of Patients satisfied with the time they had to wait for an appointment	1	1	N/A	86.6%	88.4%

* This is based on patients treated on this contract for their most recent course of treatment. Figures in italics indicate the base number of FP17s or Patient Questionnaire responses are less than 100. N/A is shown where the base number of responses is less than 10 during the period. % is calculated as Quantity/Base number*100

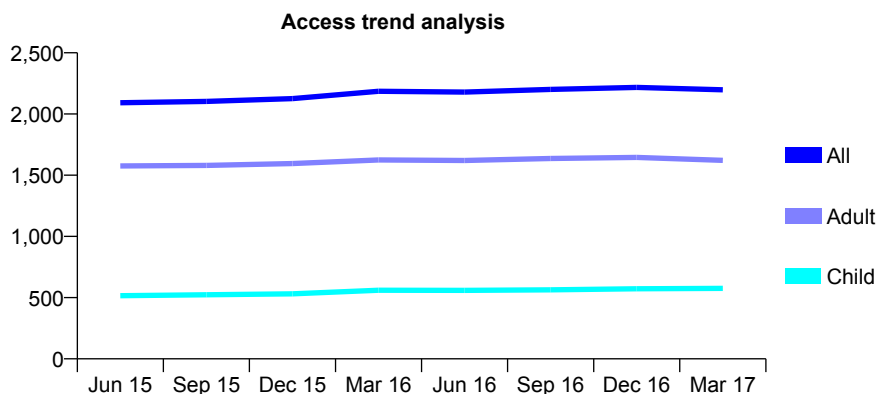
7A2 - Vital Signs At a Glance Contract Report for 222763/0001 - Year end March 2017

Name or company name	MR EW DANIELS
Contract type name	GDS Contract
Purpose of contract	General
Contract start date	01/11/2007
Contract end date	

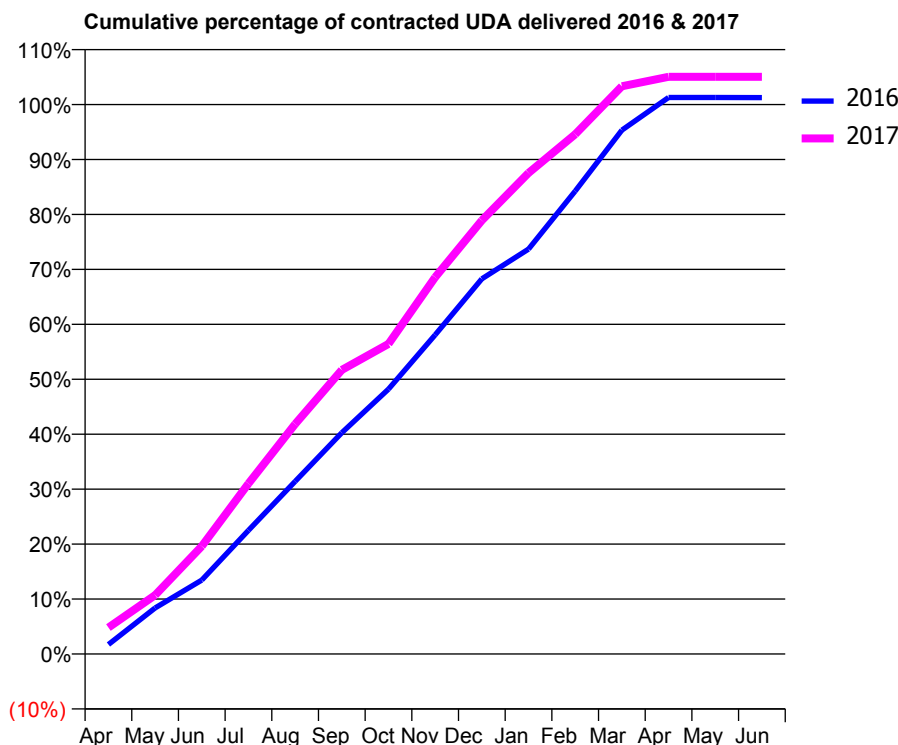
16/17 Contracted general activity (UDA)	5,625
Carry forward general activity (UDA)	-70
16/17 Contracted orthodontic activity (UOA)	0
Carry forward orthodontic activity (UOA)	0
Baseline contract value	£132,989.31

ACCESS*

Patients seen in 24 months	Total	Change since previous quarter
Quarter ending March 2016	2,186	
Quarter ending June 2016	2,179	→
Quarter ending September 2016	2,201	→
Quarter ending December 2016	2,217	→
Quarter ending March 2017	2,198	→
Variance since March 2016	0.5%	→



ACTIVITY



Month	Adjusted Scheduled Activity (UDA)	
	2016	2017
April	98	271
May	471	603
June	757	1,104
July	1,266	1,745
August	1,767	2,354
September	2,265	2,908
October	2,712	3,175
November	3,267	3,857
December	3,840	4,439
January	4,144	4,924
February	4,739	5,321
March	5,363	5,812
April	5,697	5,909
May	5,696	5,909
June	5,695	5,909

QUALITY

	Quantity	Base Number	Contract	LHB	Wales
% of FP17s for the same patient ID Re-attending within 3 months - Children	44	905	4.9%	9.1%	11.3%
% of FP17s for the same patient ID Re-attending within 3 months - Adults	248	2,351	10.5%	13.6%	16.7%
% of FP17s for the same patient ID Re-attending between 3 & 9 months - Children	478	905	52.8%	54.1%	58.0%
% of FP17s for the same patient ID Re-attending between 3 & 9 months - Adults	1,217	2,351	51.8%	50.8%	53.7%
% of FP17s for Band 1 Urgent Courses	163	3,158	5.2%	8.4%	8.9%
% of FP17s Relating to Free Repair or Replacements	17	3,158	0.5%	0.6%	0.7%
% of FP17s Relating to Continuations	8	3,158	0.3%	1.1%	0.9%
% of Patients satisfied with the dentistry they have received	18	19	94.7%	93.9%	93.9%
% of Patients satisfied with the time they had to wait for an appointment	19	19	100.0%	86.6%	88.4%

* This is based on patients treated on this contract for their most recent course of treatment. Figures in italics indicate the base number of FP17s or Patient Questionnaire responses are less than 100. N/A is shown where the base number of responses is less than 10 during the period. % is calculated as Quantity/Base number*100

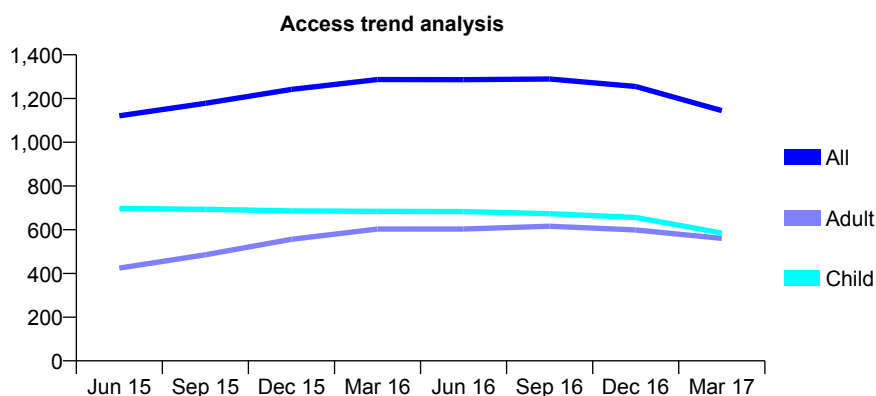
7A2 - Vital Signs At a Glance Contract Report for 273260/0001 - Year end March 2017

Name or company name	Dr R Urbonaviciene & Dr F Abbas
Contract type name	GDS Contract
Purpose of contract	General
Contract start date	01/02/2014
Contract end date	

16/17 Contracted general activity (UDA)	2,776
Carry forward general activity (UDA)	0
16/17 Contracted orthodontic activity (UOA)	0
Carry forward orthodontic activity (UOA)	0
Baseline contract value	£75,858.75

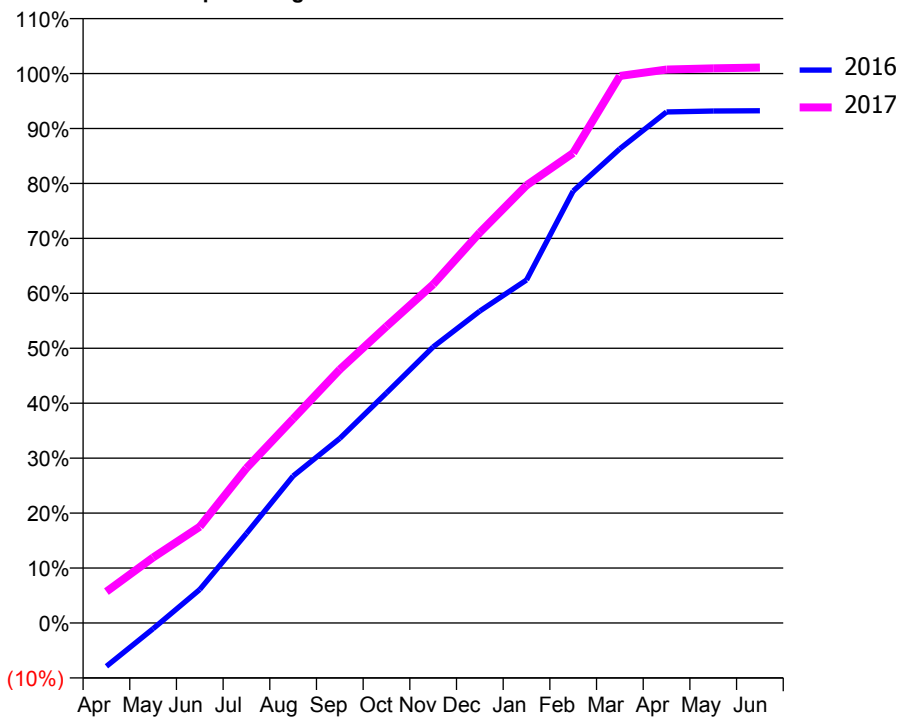
ACCESS*

Patients seen in 24 months	Total	Change since previous quarter
Quarter ending March 2016	1,287	
Quarter ending June 2016	1,286	→
Quarter ending September 2016	1,289	→
Quarter ending December 2016	1,255	↓
Quarter ending March 2017	1,145	↓
Variance since March 2016	(11.0%)	↓



ACTIVITY

Cumulative percentage of contracted UDA delivered 2016 & 2017



Month	Adjusted Scheduled Activity (UDA)	
	2016	2017
April	-220	159
May	-29	331
June	169	487
July	452	783
August	742	1,032
September	933	1,281
October	1,162	1,499
November	1,395	1,711
December	1,576	1,973
January	1,733	2,211
February	2,182	2,375
March	2,396	2,764
April	2,582	2,796
May	2,587	2,802
June	2,588	2,806

QUALITY

	Quantity	Base Number	Contract	LHB	Wales
% of FP17s for the same patient ID Re-attending within 3 months - Children	135	1,042	13.0%	9.1%	11.3%
% of FP17s for the same patient ID Re-attending within 3 months - Adults	136	673	20.2%	13.6%	16.7%
% of FP17s for the same patient ID Re-attending between 3 & 9 months - Children	594	1,042	57.0%	54.1%	58.0%
% of FP17s for the same patient ID Re-attending between 3 & 9 months - Adults	264	673	39.2%	50.8%	53.7%
% of FP17s for Band 1 Urgent Courses	251	1,619	15.5%	8.4%	8.9%
% of FP17s Relating to Free Repair or Replacements	1	1,619	0.1%	0.6%	0.7%
% of FP17s Relating to Continuations	2	1,619	0.1%	1.1%	0.9%
% of Patients satisfied with the dentistry they have received	3	4	N/A	93.9%	93.9%
% of Patients satisfied with the time they had to wait for an appointment	2	4	N/A	86.6%	88.4%

* This is based on patients treated on this contract for their most recent course of treatment. Figures in italics indicate the base number of FP17s or Patient Questionnaire responses are less than 100. N/A is shown where the base number of responses is less than 10 during the period. % is calculated as Quantity/Base number*100

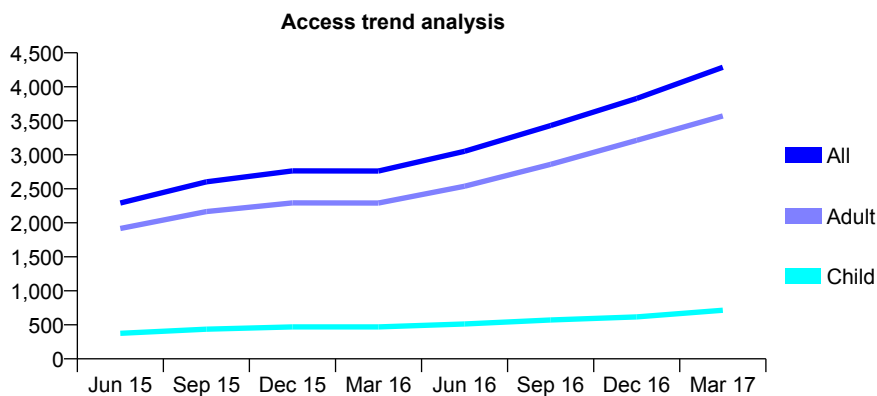
7A2 - Vital Signs At a Glance Contract Report for 282928/0001 - Year end March 2017

Name or company name	MR JR HAYDEN
Contract type name	GDS Contract
Purpose of contract	General
Contract start date	14/02/2014
Contract end date	

16/17 Contracted general activity (UDA)	14,676
Carry forward general activity (UDA)	102
16/17 Contracted orthodontic activity (UOA)	0
Carry forward orthodontic activity (UOA)	0
Baseline contract value	£362,941.83

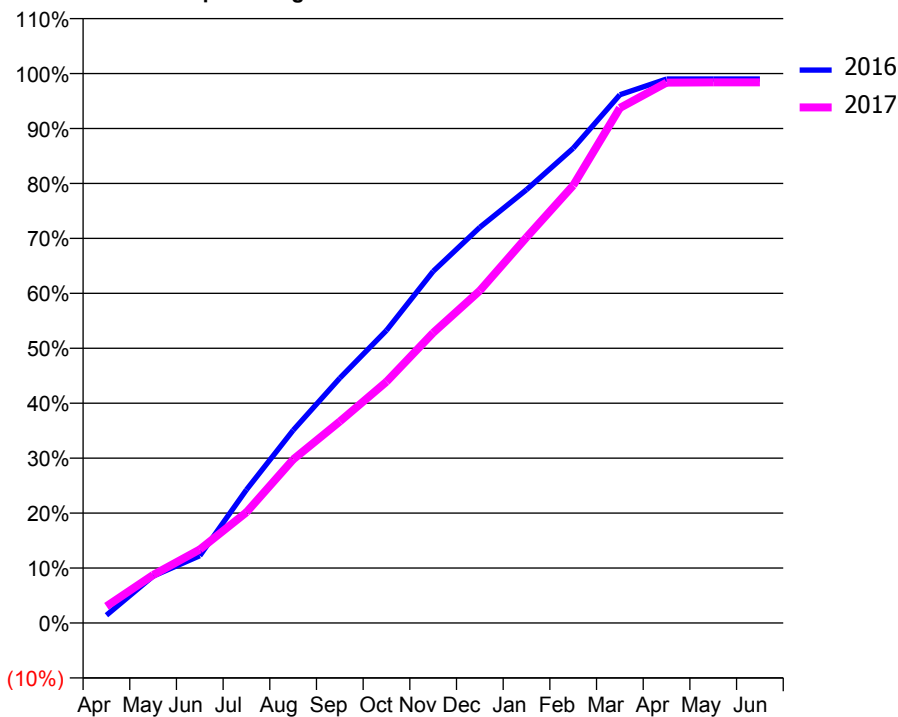
ACCESS*

Patients seen in 24 months	Total	Change since previous quarter
Quarter ending March 2016	2,761	
Quarter ending June 2016	3,051	↑
Quarter ending September 2016	3,431	↑
Quarter ending December 2016	3,828	↑
Quarter ending March 2017	4,287	↑
Variance since March 2016	55.3%	↑



ACTIVITY

Cumulative percentage of contracted UDA delivered 2016 & 2017



Month	Adjusted Scheduled Activity (UDA)	
	2016	2017
April	146	448
May	869	1,283
June	1,250	1,963
July	2,473	2,957
August	3,579	4,368
September	4,546	5,384
October	5,431	6,445
November	6,529	7,750
December	7,346	8,876
January	8,044	10,301
February	8,813	11,688
March	9,805	13,756
April	10,097	14,432
May	10,098	14,439
June	10,098	14,441

QUALITY

	Quantity	Base Number	Contract	LHB	Wales
% of FP17s for the same patient ID Re-attending within 3 months - Children	77	1,155	6.7%	9.1%	11.3%
% of FP17s for the same patient ID Re-attending within 3 months - Adults	859	5,942	14.5%	13.6%	16.7%
% of FP17s for the same patient ID Re-attending between 3 & 9 months - Children	509	1,155	44.1%	54.1%	58.0%
% of FP17s for the same patient ID Re-attending between 3 & 9 months - Adults	2,416	5,942	40.7%	50.8%	53.7%
% of FP17s for Band 1 Urgent Courses	1,683	7,266	23.2%	8.4%	8.9%
% of FP17s Relating to Free Repair or Replacements	66	7,266	0.9%	0.6%	0.7%
% of FP17s Relating to Continuations	36	7,266	0.5%	1.1%	0.9%
% of Patients satisfied with the dentistry they have received	57	59	96.6%	93.9%	93.9%
% of Patients satisfied with the time they had to wait for an appointment	53	59	89.8%	86.6%	88.4%

* This is based on patients treated on this contract for their most recent course of treatment. Figures in italics indicate the base number of FP17s or Patient Questionnaire responses are less than 100. N/A is shown where the base number of responses is less than 10 during the period. % is calculated as Quantity/Base number*100

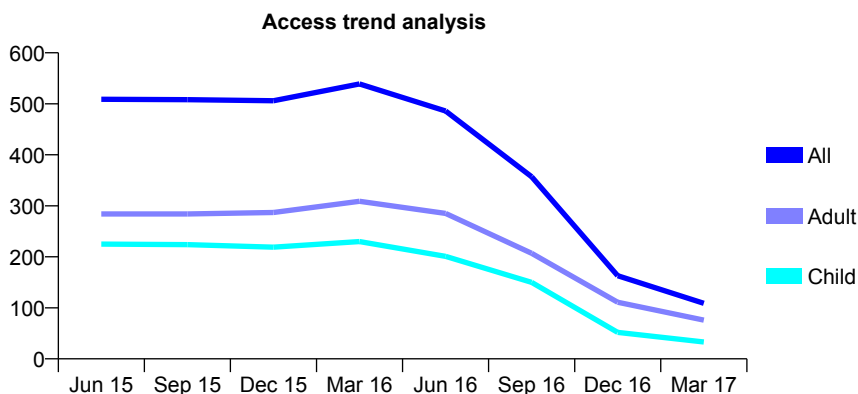
7A2 - Vital Signs At a Glance Contract Report for 570079/0001 - Year end March 2017

Name or company name	MISS RE MOSEY
Contract type name	GDS Contract
Purpose of contract	General
Contract start date	01/04/2006
Contract end date	14/04/2016

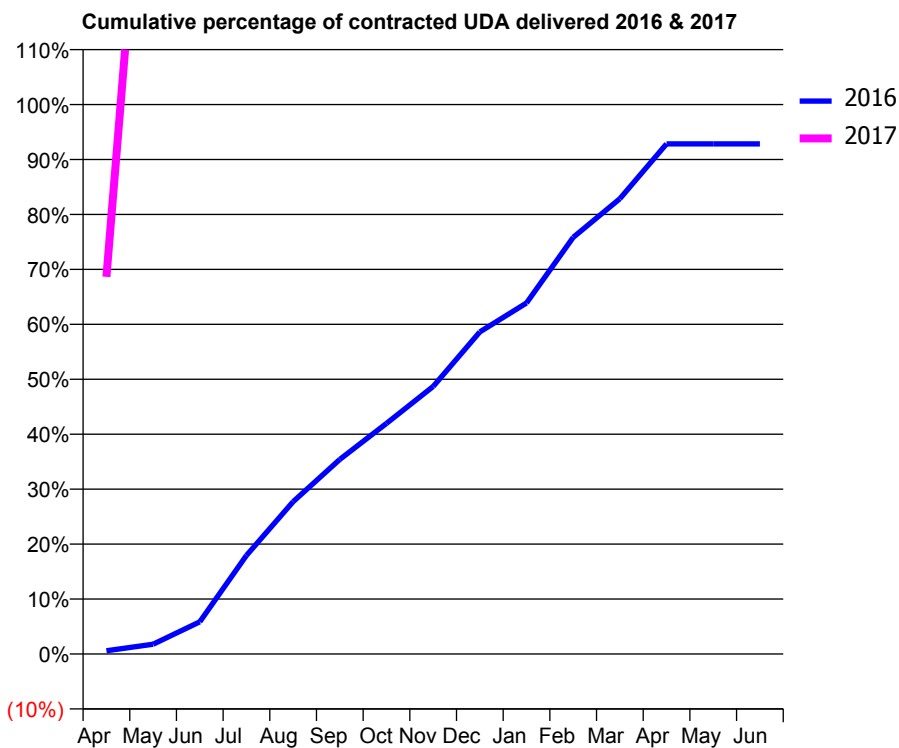
16/17 Contracted general activity (UDA)	51
Carry forward general activity (UDA)	0
16/17 Contracted orthodontic activity (UOA)	0
Carry forward orthodontic activity (UOA)	0
Baseline contract value	£1,400.28

ACCESS*

Patients seen in 24 months	Total	Change since previous quarter
Quarter ending March 2016	539	
Quarter ending June 2016	486	↓
Quarter ending September 2016	357	↓
Quarter ending December 2016	163	↓
Quarter ending March 2017	109	↓
Variance since March 2016	(79.8%)	↓



ACTIVITY



Month	Adjusted Scheduled Activity (UDA)	
	2016	2017
April	8	35
May	23	88
June	76	122
July	234	138
August	362	141
September	462	142
October	547	142
November	635	145
December	764	145
January	833	149
February	989	160
March	1,080	160
April	1,211	163
May	1,211	163
June	1,211	163

QUALITY

	Quantity	Base Number	Contract	LHB	Wales
% of FP17s for the same patient ID Re-attending within 3 months - Children	2	68	2.9%	9.1%	11.3%
% of FP17s for the same patient ID Re-attending within 3 months - Adults	3	91	3.3%	13.6%	16.7%
% of FP17s for the same patient ID Re-attending between 3 & 9 months - Children	29	68	42.6%	54.1%	58.0%
% of FP17s for the same patient ID Re-attending between 3 & 9 months - Adults	32	91	35.2%	50.8%	53.7%
% of FP17s for Band 1 Urgent Courses	3	68	4.4%	8.4%	8.9%
% of FP17s Relating to Free Repair or Replacements	0	68	0.0%	0.6%	0.7%
% of FP17s Relating to Continuations	0	68	0.0%	1.1%	0.9%
% of Patients satisfied with the dentistry they have received	0	0	N/A	93.9%	93.9%
% of Patients satisfied with the time they had to wait for an appointment	0	0	N/A	86.6%	88.4%

* This is based on patients treated on this contract for their most recent course of treatment. Figures in italics indicate the base number of FP17s or Patient Questionnaire responses are less than 100. N/A is shown where the base number of responses is less than 10 during the period. % is calculated as Quantity/Base number*100

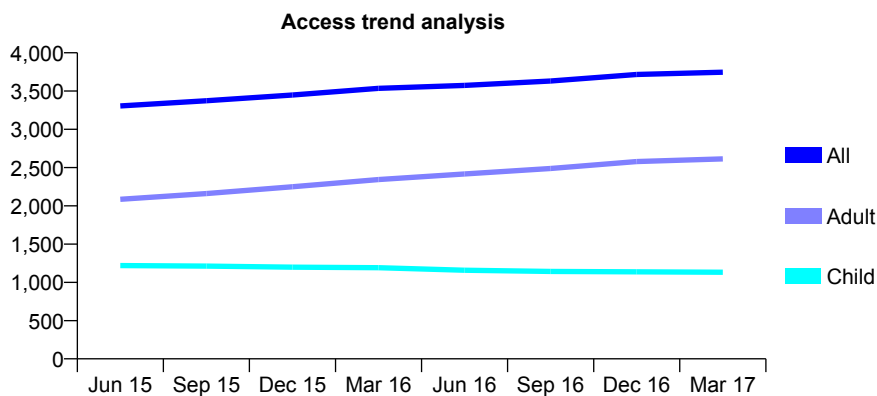
7A2 - Vital Signs At a Glance Contract Report for 573361/0001 - Year end March 2017

Name or company name	MR D CLARKE
Contract type name	GDS Contract
Purpose of contract	General
Contract start date	01/04/2006
Contract end date	

16/17 Contracted general activity (UDA)	9,242
Carry forward general activity (UDA)	-25
16/17 Contracted orthodontic activity (UOA)	0
Carry forward orthodontic activity (UOA)	0
Baseline contract value	£302,711.34

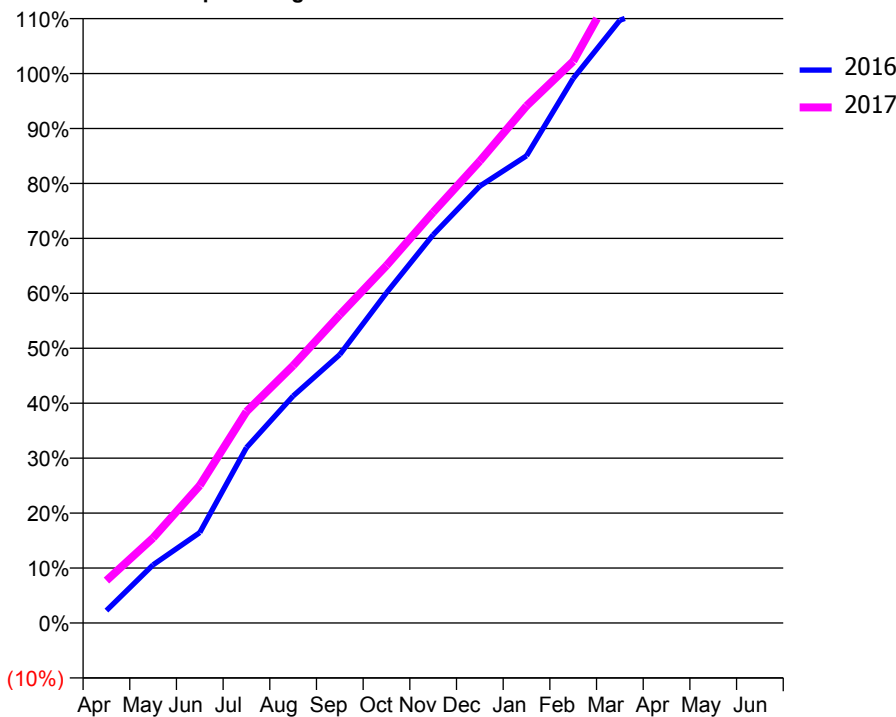
ACCESS*

Patients seen in 24 months	Total	Change since previous quarter
Quarter ending March 2016	3,535	
Quarter ending June 2016	3,574	→
Quarter ending September 2016	3,631	→
Quarter ending December 2016	3,716	↑
Quarter ending March 2017	3,746	→
Variance since March 2016	6.0%	↑



ACTIVITY

Cumulative percentage of contracted UDA delivered 2016 & 2017



Month	Adjusted Scheduled Activity (UDA)	
	2016	2017
April	223	714
May	1,042	1,433
June	1,620	2,313
July	3,141	3,557
August	4,065	4,329
September	4,807	5,185
October	5,913	6,012
November	6,952	6,908
December	7,822	7,769
January	8,365	8,696
February	9,750	9,447
March	10,793	10,854
April	11,081	11,255
May	11,083	11,242
June	11,087	11,248

QUALITY

	Quantity	Base Number	Contract	LHB	Wales
% of FP17s for the same patient ID Re-attending within 3 months - Children	55	1,561	3.5%	9.1%	11.3%
% of FP17s for the same patient ID Re-attending within 3 months - Adults	285	2,926	9.7%	13.6%	16.7%
% of FP17s for the same patient ID Re-attending between 3 & 9 months - Children	868	1,561	55.6%	54.1%	58.0%
% of FP17s for the same patient ID Re-attending between 3 & 9 months - Adults	1,278	2,926	43.7%	50.8%	53.7%
% of FP17s for Band 1 Urgent Courses	537	4,496	11.9%	8.4%	8.9%
% of FP17s Relating to Free Repair or Replacements	0	4,496	0.0%	0.6%	0.7%
% of FP17s Relating to Continuations	5	4,496	0.1%	1.1%	0.9%
% of Patients satisfied with the dentistry they have received	22	23	95.7%	93.9%	93.9%
% of Patients satisfied with the time they had to wait for an appointment	19	23	82.6%	86.6%	88.4%

* This is based on patients treated on this contract for their most recent course of treatment. Figures in italics indicate the base number of FP17s or Patient Questionnaire responses are less than 100. N/A is shown where the base number of responses is less than 10 during the period. % is calculated as Quantity/Base number*100

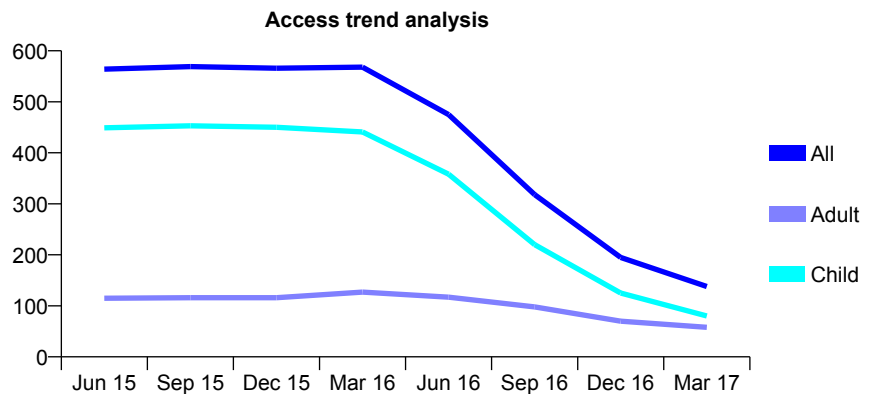
7A2 - Vital Signs At a Glance Contract Report for 632007/0001 - Year end March 2017

Name or company name	MR HL GRIFFITHS
Contract type name	GDS Contract
Purpose of contract	General
Contract start date	01/04/2006
Contract end date	30/04/2016

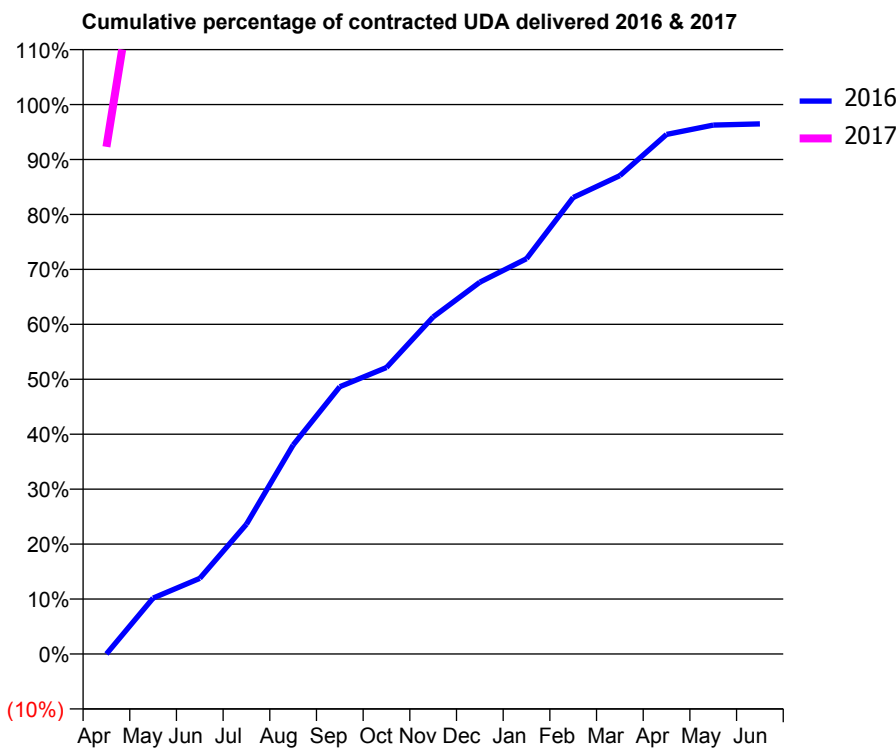
16/17 Contracted general activity (UDA)	104
Carry forward general activity (UDA)	-61
16/17 Contracted orthodontic activity (UOA)	0
Carry forward orthodontic activity (UOA)	0
Baseline contract value	£2,400.77

ACCESS*

Patients seen in 24 months	Total	Change since previous quarter
Quarter ending March 2016	568	
Quarter ending June 2016	475	↓
Quarter ending September 2016	318	↓
Quarter ending December 2016	195	↓
Quarter ending March 2017	138	↓
Variance since March 2016	(75.7%)	↓



ACTIVITY



Month	Adjusted Scheduled Activity (UDA)	
	2016	2017
April	0	96
May	138	150
June	187	166
July	321	180
August	517	183
September	661	184
October	708	184
November	833	183
December	920	183
January	978	183
February	1,129	183
March	1,183	183
April	1,285	183
May	1,308	183
June	1,311	183

QUALITY

	Quantity	Base Number	Contract	LHB	Wales
% of FP17s for the same patient ID Re-attending within 3 months - Children	7	124	5.6%	9.1%	11.3%
% of FP17s for the same patient ID Re-attending within 3 months - Adults	0	19	0.0%	13.6%	16.7%
% of FP17s for the same patient ID Re-attending between 3 & 9 months - Children	85	124	68.5%	54.1%	58.0%
% of FP17s for the same patient ID Re-attending between 3 & 9 months - Adults	14	19	73.7%	50.8%	53.7%
% of FP17s for Band 1 Urgent Courses	1	80	1.3%	8.4%	8.9%
% of FP17s Relating to Free Repair or Replacements	0	80	0.0%	0.6%	0.7%
% of FP17s Relating to Continuations	0	80	0.0%	1.1%	0.9%
% of Patients satisfied with the dentistry they have received	13	16	81.3%	93.9%	93.9%
% of Patients satisfied with the time they had to wait for an appointment	14	16	87.5%	86.6%	88.4%

* This is based on patients treated on this contract for their most recent course of treatment. Figures in italics indicate the base number of FP17s or Patient Questionnaire responses are less than 100. N/A is shown where the base number of responses is less than 10 during the period. % is calculated as Quantity/Base number*100

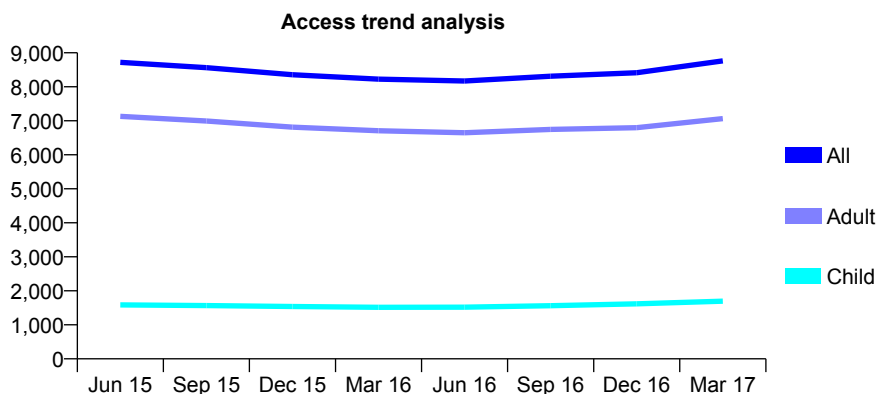
7A2 - Vital Signs At a Glance Contract Report for 648671/0001 - Year end March 2017

Name or company name	MR AJ BEAZLEY
Contract type name	GDS Contract
Purpose of contract	General
Contract start date	01/04/2006
Contract end date	

16/17 Contracted general activity (UDA)	24,813
Carry forward general activity (UDA)	1,276
16/17 Contracted orthodontic activity (UOA)	0
Carry forward orthodontic activity (UOA)	0
Baseline contract value	£792,485.54

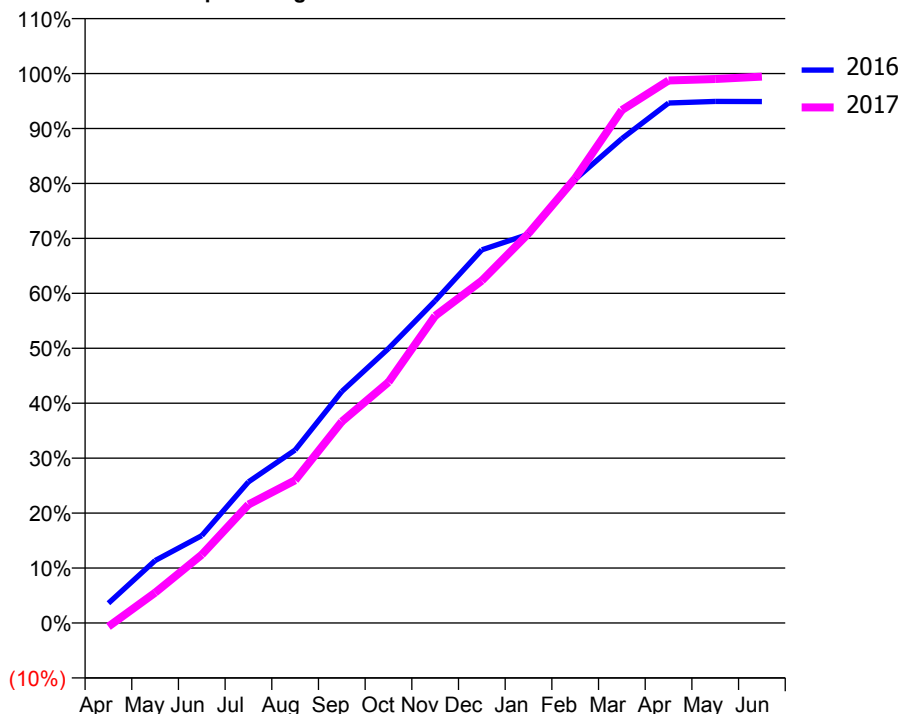
ACCESS*

Patients seen in 24 months	Total	Change since previous quarter
Quarter ending March 2016	8,225	
Quarter ending June 2016	8,170	→
Quarter ending September 2016	8,310	→
Quarter ending December 2016	8,415	→
Quarter ending March 2017	8,761	↑
Variance since March 2016	6.5%	↑



ACTIVITY

Cumulative percentage of contracted UDA delivered 2016 & 2017



Month	Adjusted Scheduled Activity (UDA)	
	2016	2017
April	899	-165
May	2,838	1,367
June	3,972	3,087
July	6,412	5,353
August	7,856	6,445
September	10,515	9,093
October	12,471	10,880
November	14,638	13,869
December	16,948	15,462
January	17,661	17,592
February	20,154	20,082
March	22,004	23,162
April	23,619	24,496
May	23,690	24,564
June	23,684	24,670

QUALITY

	Quantity	Base Number	Contract	LHB	Wales
% of FP17s for the same patient ID Re-attending within 3 months - Children	157	2,325	6.8%	9.1%	11.3%
% of FP17s for the same patient ID Re-attending within 3 months - Adults	1,294	9,397	13.8%	13.6%	16.7%
% of FP17s for the same patient ID Re-attending between 3 & 9 months - Children	1,081	2,325	46.5%	54.1%	58.0%
% of FP17s for the same patient ID Re-attending between 3 & 9 months - Adults	4,067	9,397	43.3%	50.8%	53.7%
% of FP17s for Band 1 Urgent Courses	853	11,555	7.4%	8.4%	8.9%
% of FP17s Relating to Free Repair or Replacements	159	11,555	1.4%	0.6%	0.7%
% of FP17s Relating to Continuations	96	11,555	0.8%	1.1%	0.9%
% of Patients satisfied with the dentistry they have received	68	68	100.0%	93.9%	93.9%
% of Patients satisfied with the time they had to wait for an appointment	66	68	97.1%	86.6%	88.4%

* This is based on patients treated on this contract for their most recent course of treatment. Figures in italics indicate the base number of FP17s or Patient Questionnaire responses are less than 100. N/A is shown where the base number of responses is less than 10 during the period. % is calculated as Quantity/Base number*100

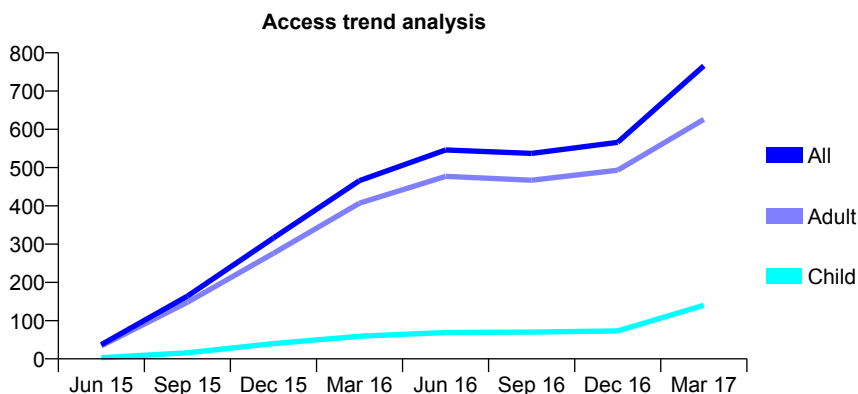
7A2 - Vital Signs At a Glance Contract Report for 648671/0005 - Year end March 2017

Name or company name	MR AJ BEAZLEY
Contract type name	GDS Contract
Purpose of contract	General
Contract start date	01/05/2015
Contract end date	

16/17 Contracted general activity (UDA)	1,764
Carry forward general activity (UDA)	-74
16/17 Contracted orthodontic activity (UOA)	0
Carry forward orthodontic activity (UOA)	0
Baseline contract value	£57,833.65

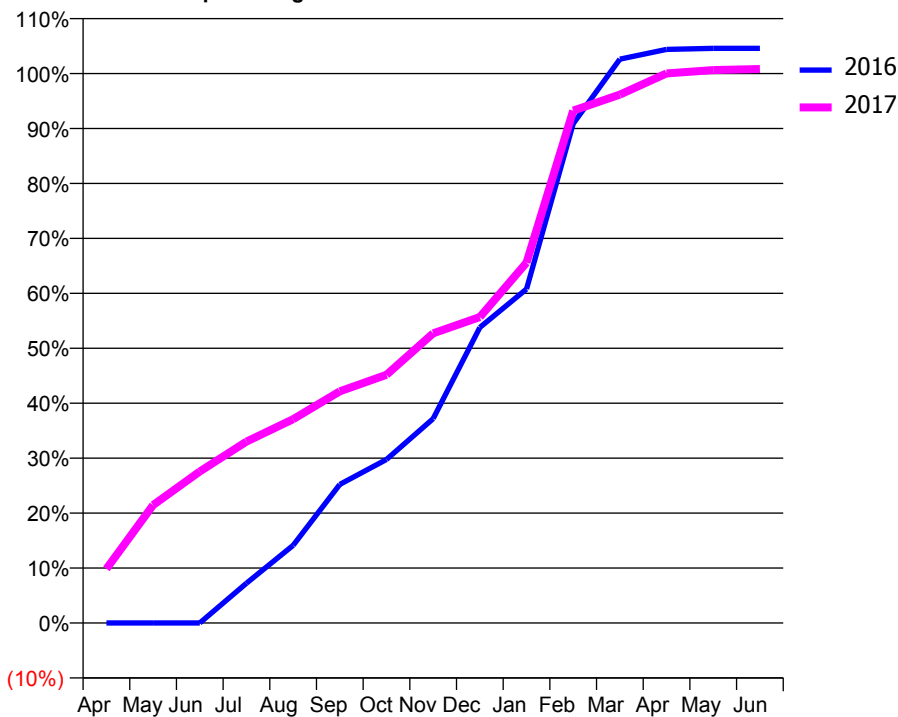
ACCESS*

Patients seen in 24 months	Total	Change since previous quarter
Quarter ending March 2016	466	
Quarter ending June 2016	546	↑
Quarter ending September 2016	537	↓
Quarter ending December 2016	566	↑
Quarter ending March 2017	766	↑
Variance since March 2016	64.4%	↑



ACTIVITY

Cumulative percentage of contracted UDA delivered 2016 & 2017



Month	2016	2017
April	0	174
May	0	379
June	0	487
July	117	582
August	228	654
September	408	744
October	481	797
November	601	930
December	870	982
January	983	1,157
February	1,469	1,645
March	1,659	1,696
April	1,688	1,764
May	1,691	1,775
June	1,691	1,778

QUALITY

	Quantity	Base Number	Contract	LHB	Wales
% of FP17s for the same patient ID Re-attending within 3 months - Children	2	140	1.4%	9.1%	11.3%
% of FP17s for the same patient ID Re-attending within 3 months - Adults	50	657	7.6%	13.6%	16.7%
% of FP17s for the same patient ID Re-attending between 3 & 9 months - Children	2	140	1.4%	54.1%	58.0%
% of FP17s for the same patient ID Re-attending between 3 & 9 months - Adults	10	657	1.5%	50.8%	53.7%
% of FP17s for Band 1 Urgent Courses	406	806	50.4%	8.4%	8.9%
% of FP17s Relating to Free Repair or Replacements	1	806	0.1%	0.6%	0.7%
% of FP17s Relating to Continuations	0	806	0.0%	1.1%	0.9%
% of Patients satisfied with the dentistry they have received	1	1	N/A	93.9%	93.9%
% of Patients satisfied with the time they had to wait for an appointment	1	1	N/A	86.6%	88.4%

* This is based on patients treated on this contract for their most recent course of treatment. Figures in italics indicate the base number of FP17s or Patient Questionnaire responses are less than 100. N/A is shown where the base number of responses is less than 10 during the period. % is calculated as Quantity/Base number*100

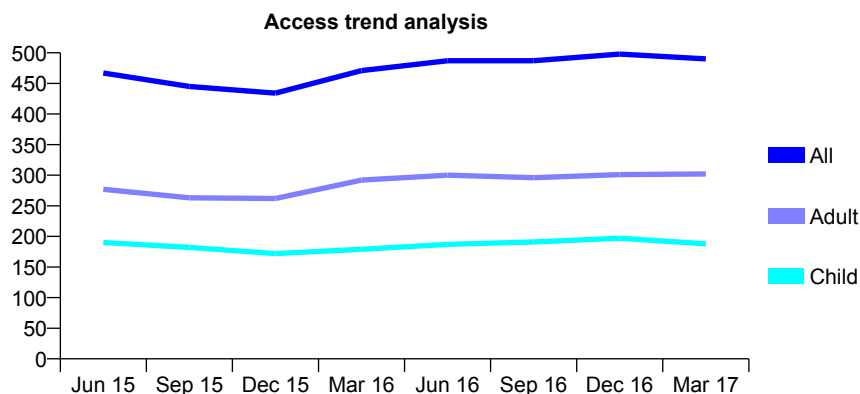
7A2 - Vital Signs At a Glance Contract Report for 722529/0001 - Year end March 2017

Name or company name	MR G REES
Contract type name	GDS Contract
Purpose of contract	General
Contract start date	01/04/2006
Contract end date	

16/17 Contracted general activity (UDA)	1,057
Carry forward general activity (UDA)	55
16/17 Contracted orthodontic activity (UOA)	0
Carry forward orthodontic activity (UOA)	0
Baseline contract value	£24,801.06

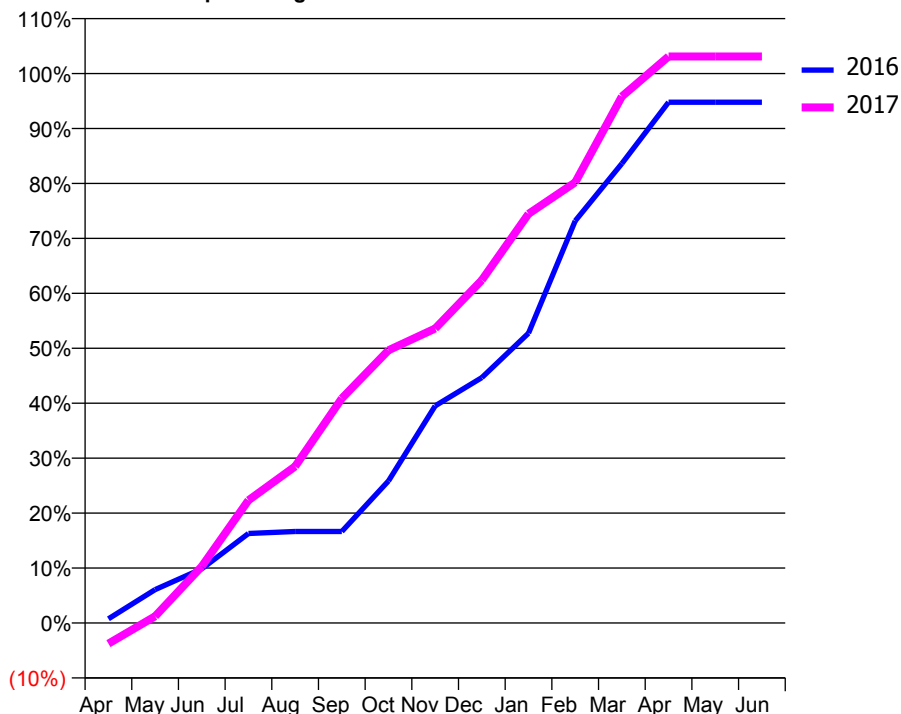
ACCESS*

Patients seen in 24 months	Total	Change since previous quarter
Quarter ending March 2016	471	
Quarter ending June 2016	487	↑
Quarter ending September 2016	487	→
Quarter ending December 2016	498	↑
Quarter ending March 2017	490	↓
Variance since March 2016	4.0%	↑



ACTIVITY

Cumulative percentage of contracted UDA delivered 2016 & 2017



Month	Adjusted Scheduled Activity (UDA)	
	2016	2017
April	8	-40
May	64	13
June	104	109
July	172	236
August	176	301
September	176	432
October	273	525
November	418	567
December	472	660
January	557	787
February	774	848
March	884	1,013
April	1,002	1,090
May	1,002	1,090
June	1,002	1,090

QUALITY

	Quantity	Base Number	Contract	LHB	Wales
% of FP17s for the same patient ID Re-attending within 3 months - Children	8	293	2.7%	9.1%	11.3%
% of FP17s for the same patient ID Re-attending within 3 months - Adults	14	356	3.9%	13.6%	16.7%
% of FP17s for the same patient ID Re-attending between 3 & 9 months - Children	147	293	50.2%	54.1%	58.0%
% of FP17s for the same patient ID Re-attending between 3 & 9 months - Adults	141	356	39.6%	50.8%	53.7%
% of FP17s for Band 1 Urgent Courses	9	636	1.4%	8.4%	8.9%
% of FP17s Relating to Free Repair or Replacements	0	636	0.0%	0.6%	0.7%
% of FP17s Relating to Continuations	4	636	0.6%	1.1%	0.9%
% of Patients satisfied with the dentistry they have received	1	1	N/A	93.9%	93.9%
% of Patients satisfied with the time they had to wait for an appointment	1	1	N/A	86.6%	88.4%

* This is based on patients treated on this contract for their most recent course of treatment. Figures in italics indicate the base number of FP17s or Patient Questionnaire responses are less than 100. N/A is shown where the base number of responses is less than 10 during the period. % is calculated as Quantity/Base number*100

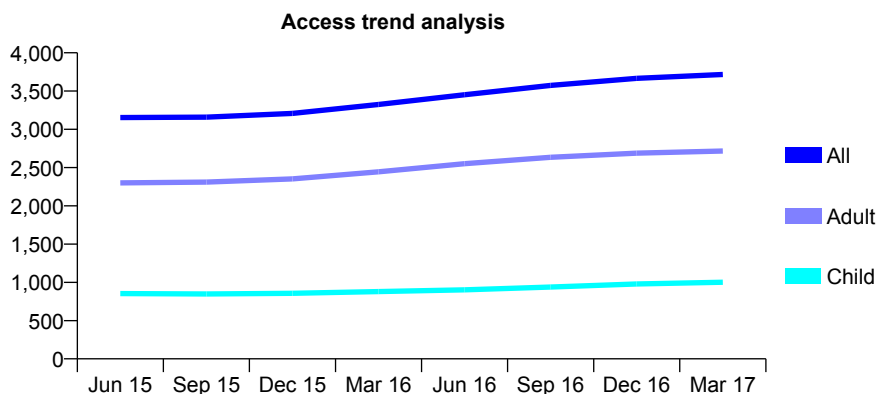
7A2 - Vital Signs At a Glance Contract Report for 819476/0001 - Year end March 2017

Name or company name	MISS FL BEVAN
Contract type name	GDS Contract
Purpose of contract	General
Contract start date	01/04/2006
Contract end date	

16/17 Contracted general activity (UDA)	8,043
Carry forward general activity (UDA)	-334
16/17 Contracted orthodontic activity (UOA)	0
Carry forward orthodontic activity (UOA)	0
Baseline contract value	£222,169.46

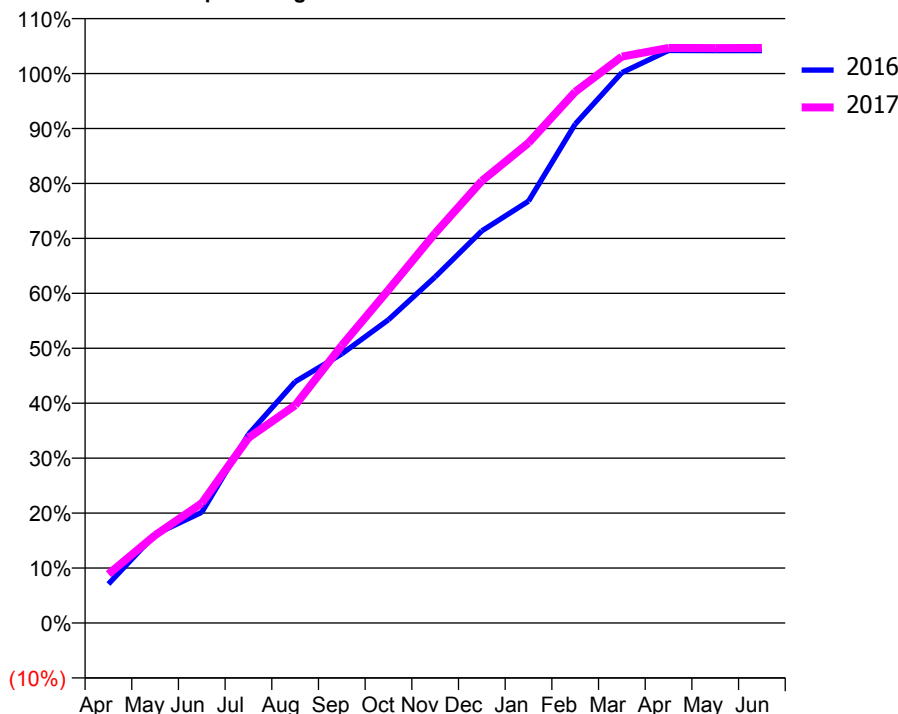
ACCESS*

Patients seen in 24 months	Total	Change since previous quarter
Quarter ending March 2016	3,325	
Quarter ending June 2016	3,452	↑
Quarter ending September 2016	3,573	↑
Quarter ending December 2016	3,667	↑
Quarter ending March 2017	3,717	→
Variance since March 2016	11.8%	↑



ACTIVITY

Cumulative percentage of contracted UDA delivered 2016 & 2017



Month	Adjusted Scheduled Activity (UDA)	
	2016	2017
April	570	716
May	1,298	1,286
June	1,620	1,755
July	2,763	2,710
August	3,531	3,185
September	3,939	4,064
October	4,440	4,877
November	5,065	5,706
December	5,740	6,471
January	6,174	7,027
February	7,302	7,775
March	8,057	8,290
April	8,381	8,417
May	8,377	8,416
June	8,377	8,418

QUALITY

	Quantity	Base Number	Contract	LHB	Wales
% of FP17s for the same patient ID Re-attending within 3 months - Children	35	1,400	2.5%	9.1%	11.3%
% of FP17s for the same patient ID Re-attending within 3 months - Adults	334	3,686	9.1%	13.6%	16.7%
% of FP17s for the same patient ID Re-attending between 3 & 9 months - Children	732	1,400	52.3%	54.1%	58.0%
% of FP17s for the same patient ID Re-attending between 3 & 9 months - Adults	2,097	3,686	56.9%	50.8%	53.7%
% of FP17s for Band 1 Urgent Courses	415	4,924	8.4%	8.4%	8.9%
% of FP17s Relating to Free Repair or Replacements	5	4,924	0.1%	0.6%	0.7%
% of FP17s Relating to Continuations	0	4,924	0.0%	1.1%	0.9%
% of Patients satisfied with the dentistry they have received	20	21	95.2%	93.9%	93.9%
% of Patients satisfied with the time they had to wait for an appointment	17	21	81.0%	86.6%	88.4%

* This is based on patients treated on this contract for their most recent course of treatment. Figures in italics indicate the base number of FP17s or Patient Questionnaire responses are less than 100. N/A is shown where the base number of responses is less than 10 during the period. % is calculated as Quantity/Base number*100

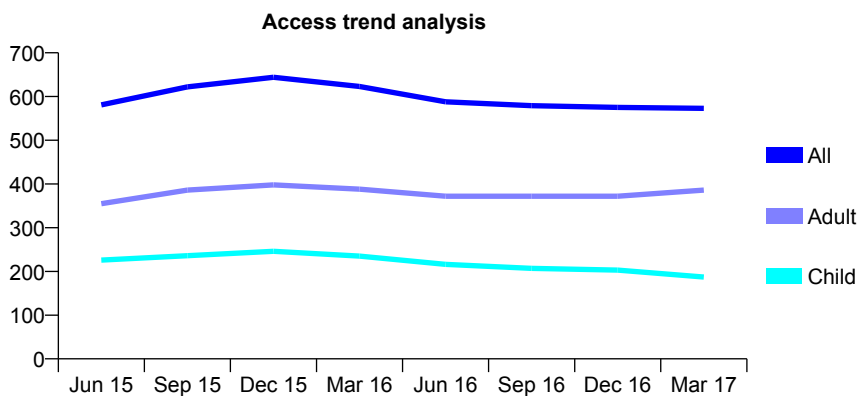
7A2 - Vital Signs At a Glance Contract Report for 819484/0001 - Year end March 2017

Name or company name	MRS SP PHILLIPS
Contract type name	GDS Contract
Purpose of contract	General
Contract start date	01/04/2006
Contract end date	

16/17 Contracted general activity (UDA)	1,414
Carry forward general activity (UDA)	3
16/17 Contracted orthodontic activity (UOA)	0
Carry forward orthodontic activity (UOA)	0
Baseline contract value	£32,509.76

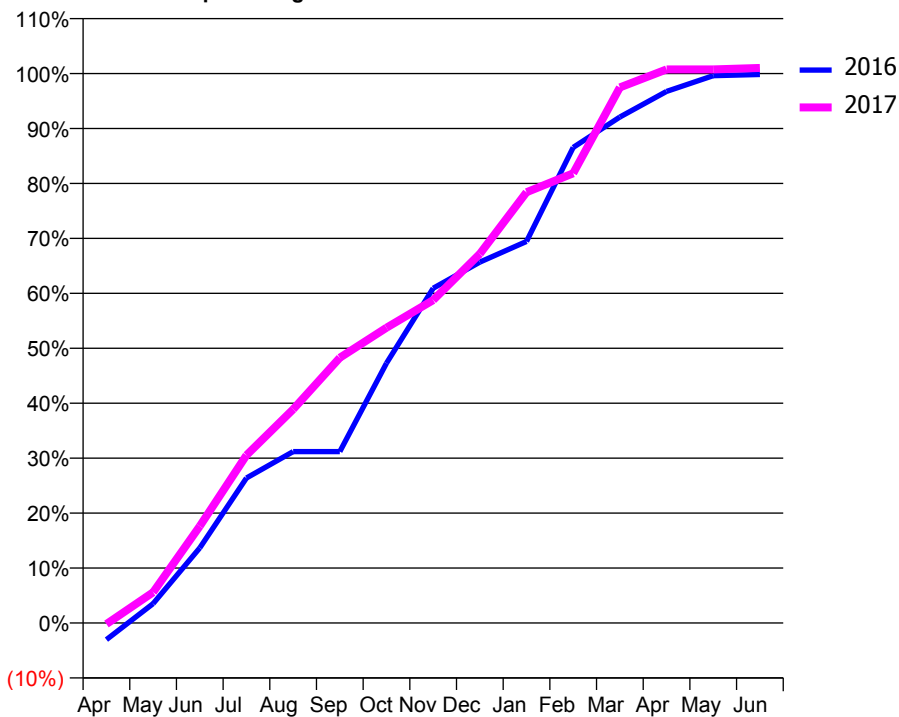
ACCESS*

Patients seen in 24 months	Total	Change since previous quarter
Quarter ending March 2016	623	
Quarter ending June 2016	588	↓
Quarter ending September 2016	579	↓
Quarter ending December 2016	575	→
Quarter ending March 2017	573	→
Variance since March 2016	(8.0%)	↓



ACTIVITY

Cumulative percentage of contracted UDA delivered 2016 & 2017



Month	Adjusted Scheduled Activity (UDA)	
	2016	2017
April	-43	-3
May	50	79
June	193	249
July	373	432
August	441	550
September	441	683
October	669	760
November	861	831
December	929	950
January	982	1,109
February	1,224	1,157
March	1,302	1,378
April	1,368	1,424
May	1,408	1,424
June	1,411	1,428

QUALITY

	Quantity	Base Number	Contract	LHB	Wales
% of FP17s for the same patient ID Re-attending within 3 months - Children	15	320	4.7%	9.1%	11.3%
% of FP17s for the same patient ID Re-attending within 3 months - Adults	91	560	16.3%	13.6%	16.7%
% of FP17s for the same patient ID Re-attending between 3 & 9 months - Children	226	320	70.6%	54.1%	58.0%
% of FP17s for the same patient ID Re-attending between 3 & 9 months - Adults	283	560	50.5%	50.8%	53.7%
% of FP17s for Band 1 Urgent Courses	72	858	8.4%	8.4%	8.9%
% of FP17s Relating to Free Repair or Replacements	0	858	0.0%	0.6%	0.7%
% of FP17s Relating to Continuations	1	858	0.1%	1.1%	0.9%
% of Patients satisfied with the dentistry they have received	3	3	N/A	93.9%	93.9%
% of Patients satisfied with the time they had to wait for an appointment	3	3	N/A	86.6%	88.4%

* This is based on patients treated on this contract for their most recent course of treatment. Figures in italics indicate the base number of FP17s or Patient Questionnaire responses are less than 100. N/A is shown where the base number of responses is less than 10 during the period. % is calculated as Quantity/Base number*100

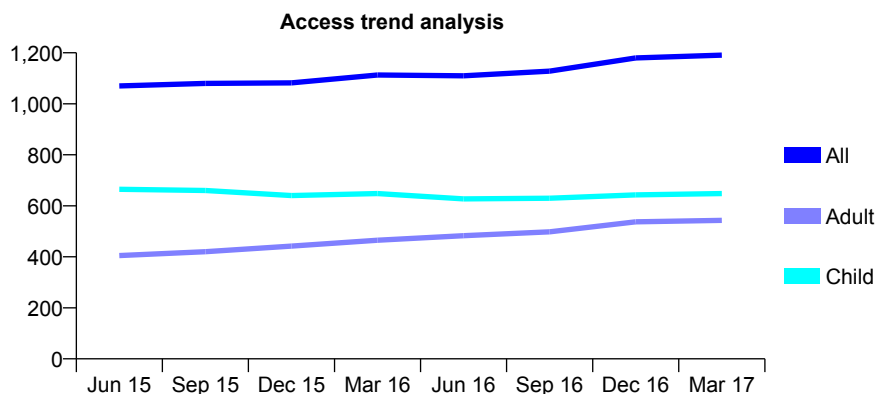
7A2 - Vital Signs At a Glance Contract Report for 825190/0001 - Year end March 2017

Name or company name	MR NS WATTS
Contract type name	GDS Contract
Purpose of contract	General
Contract start date	01/04/2006
Contract end date	

16/17 Contracted general activity (UDA)	2,473
Carry forward general activity (UDA)	120
16/17 Contracted orthodontic activity (UOA)	0
Carry forward orthodontic activity (UOA)	0
Baseline contract value	£69,539.82

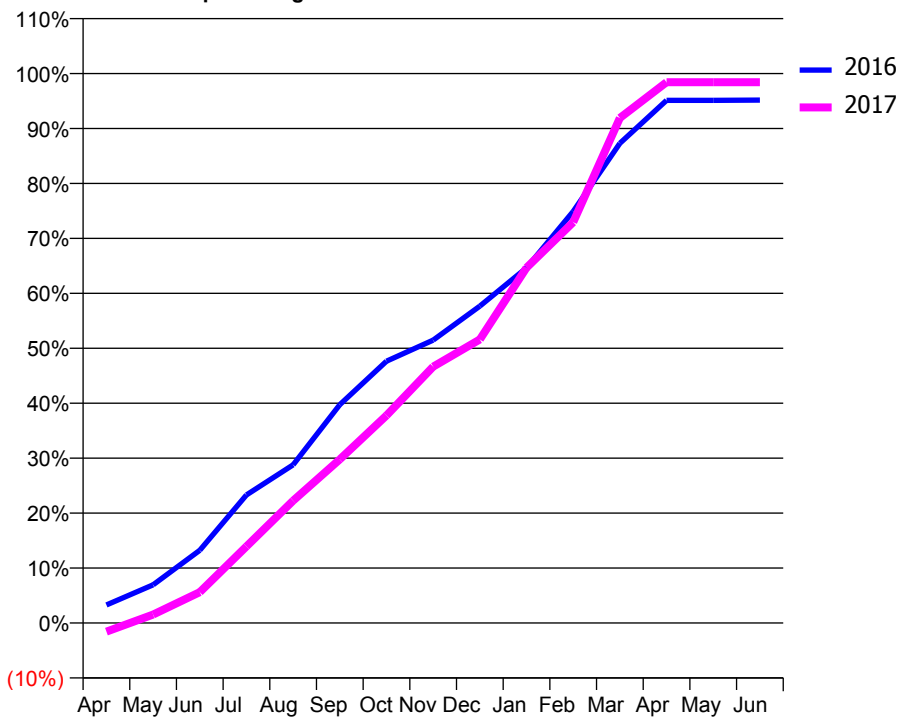
ACCESS*

Patients seen in 24 months	Total	Change since previous quarter
Quarter ending March 2016	1,113	
Quarter ending June 2016	1,110	→
Quarter ending September 2016	1,128	→
Quarter ending December 2016	1,180	↑
Quarter ending March 2017	1,191	→
Variance since March 2016	7.0%	↑



ACTIVITY

Cumulative percentage of contracted UDA delivered 2016 & 2017



Adjusted Scheduled Activity (UDA)

Month	2016	2017
April	82	-39
May	172	38
June	327	139
July	576	345
August	712	550
September	983	736
October	1,178	934
November	1,273	1,154
December	1,426	1,276
January	1,599	1,599
February	1,852	1,804
March	2,159	2,273
April	2,352	2,434
May	2,352	2,434
June	2,353	2,434

QUALITY

	Quantity	Base Number	Contract	LHB	Wales
% of FP17s for the same patient ID Re-attending within 3 months - Children	94	1,026	9.2%	9.1%	11.3%
% of FP17s for the same patient ID Re-attending within 3 months - Adults	29	533	5.4%	13.6%	16.7%
% of FP17s for the same patient ID Re-attending between 3 & 9 months - Children	508	1,026	49.5%	54.1%	58.0%
% of FP17s for the same patient ID Re-attending between 3 & 9 months - Adults	182	533	34.1%	50.8%	53.7%
% of FP17s for Band 1 Urgent Courses	164	1,535	10.7%	8.4%	8.9%
% of FP17s Relating to Free Repair or Replacements	0	1,535	0.0%	0.6%	0.7%
% of FP17s Relating to Continuations	2	1,535	0.1%	1.1%	0.9%
% of Patients satisfied with the dentistry they have received	2	2	N/A	93.9%	93.9%
% of Patients satisfied with the time they had to wait for an appointment	2	2	N/A	86.6%	88.4%

* This is based on patients treated on this contract for their most recent course of treatment. Figures in italics indicate the base number of FP17s or Patient Questionnaire responses are less than 100. N/A is shown where the base number of responses is less than 10 during the period. % is calculated as Quantity/Base number*100

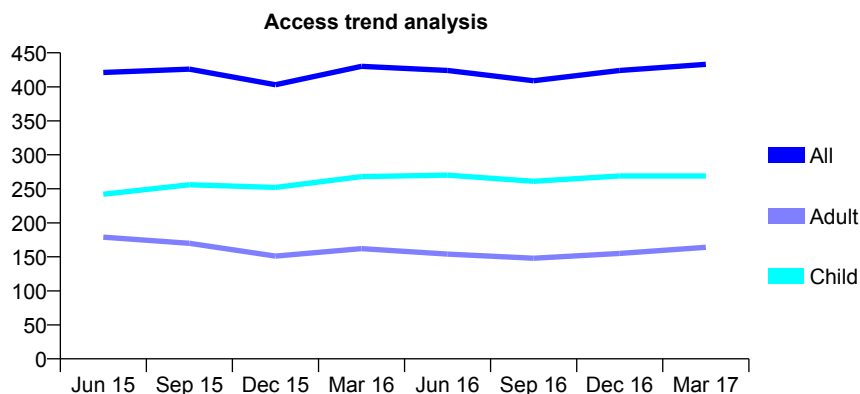
7A2 - Vital Signs At a Glance Contract Report for 846864/0001 - Year end March 2017

Name or company name	MR AJ BHATTACHERJEE
Contract type name	GDS Contract
Purpose of contract	General
Contract start date	01/04/2006
Contract end date	

16/17 Contracted general activity (UDA)	1,100
Carry forward general activity (UDA)	0
16/17 Contracted orthodontic activity (UOA)	0
Carry forward orthodontic activity (UOA)	0
Baseline contract value	£26,475.08

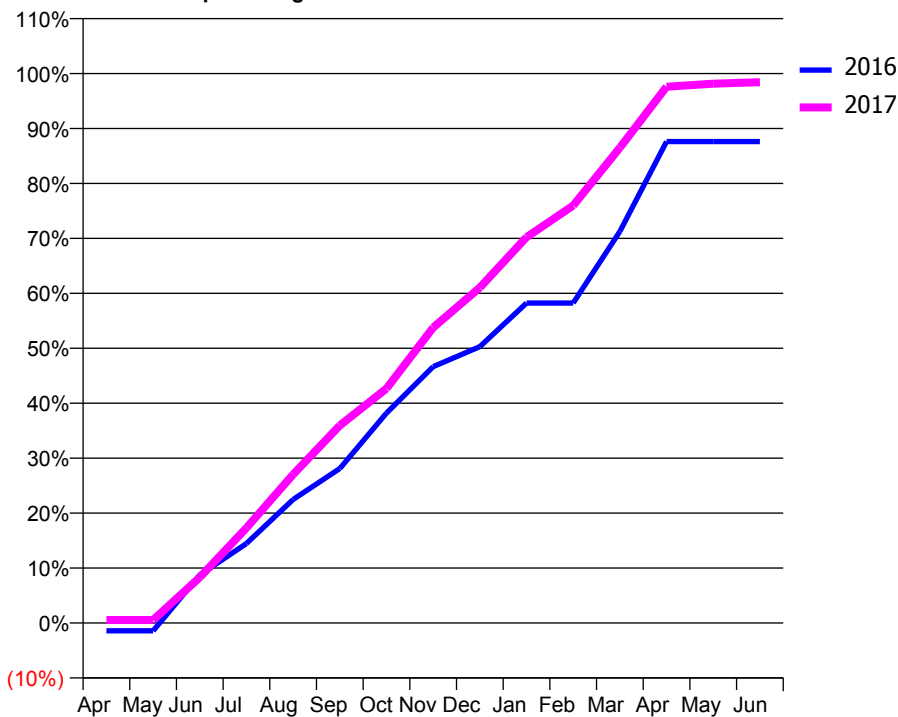
ACCESS*

Patients seen in 24 months	Total	Change since previous quarter
Quarter ending March 2016	430	
Quarter ending June 2016	424	↓
Quarter ending September 2016	409	↓
Quarter ending December 2016	424	↑
Quarter ending March 2017	433	↑
Variance since March 2016	0.7%	→



ACTIVITY

Cumulative percentage of contracted UDA delivered 2016 & 2017



Month	Adjusted Scheduled Activity (UDA)	
	2016	2017
April	-16	6
May	-16	6
June	96	91
July	159	190
August	247	297
September	309	395
October	420	469
November	513	591
December	553	671
January	640	772
February	640	836
March	784	952
April	964	1,074
May	964	1,080
June	964	1,083

QUALITY

	Quantity	Base Number	Contract	LHB	Wales
% of FP17s for the same patient ID Re-attending within 3 months - Children	15	446	3.4%	9.1%	11.3%
% of FP17s for the same patient ID Re-attending within 3 months - Adults	24	228	10.5%	13.6%	16.7%
% of FP17s for the same patient ID Re-attending between 3 & 9 months - Children	271	446	60.8%	54.1%	58.0%
% of FP17s for the same patient ID Re-attending between 3 & 9 months - Adults	125	228	54.8%	50.8%	53.7%
% of FP17s for Band 1 Urgent Courses	3	602	0.5%	8.4%	8.9%
% of FP17s Relating to Free Repair or Replacements	1	602	0.2%	0.6%	0.7%
% of FP17s Relating to Continuations	9	602	1.5%	1.1%	0.9%
% of Patients satisfied with the dentistry they have received	9	10	90.0%	93.9%	93.9%
% of Patients satisfied with the time they had to wait for an appointment	8	10	80.0%	86.6%	88.4%

* This is based on patients treated on this contract for their most recent course of treatment. Figures in italics indicate the base number of FP17s or Patient Questionnaire responses are less than 100. N/A is shown where the base number of responses is less than 10 during the period. % is calculated as Quantity/Base number*100

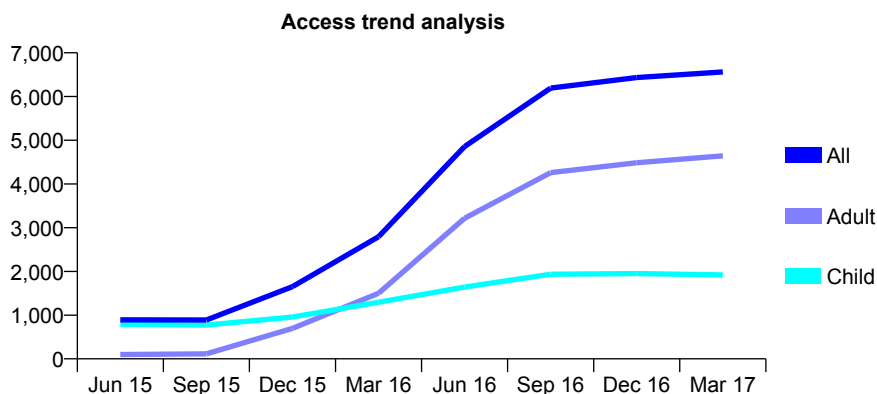
7A2 - Vital Signs At a Glance Contract Report for 852546/0001 - Year end March 2017

Name or company name	MR P LEGHAEI
Contract type name	GDS Contract
Purpose of contract	General
Contract start date	01/04/2006
Contract end date	

16/17 Contracted general activity (UDA)	15,116
Carry forward general activity (UDA)	-251
16/17 Contracted orthodontic activity (UOA)	0
Carry forward orthodontic activity (UOA)	0
Baseline contract value	£372,319.91

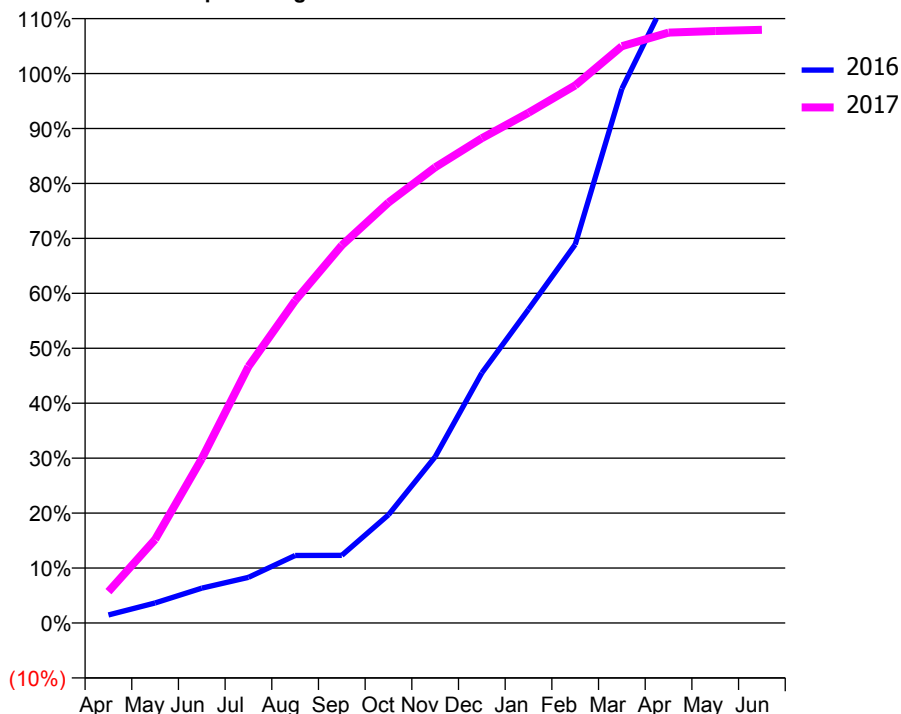
ACCESS*

Patients seen in 24 months	Total	Change since previous quarter
Quarter ending March 2016	2,793	
Quarter ending June 2016	4,858	↑
Quarter ending September 2016	6,194	↑
Quarter ending December 2016	6,435	↑
Quarter ending March 2017	6,562	→
Variance since March 2016	134.9%	↑



ACTIVITY

Cumulative percentage of contracted UDA delivered 2016 & 2017



Month	Adjusted Scheduled Activity (UDA)	
	2016	2017
April	84	864
May	211	2,299
June	365	4,522
July	478	7,056
August	707	8,869
September	708	10,391
October	1,132	11,567
November	1,739	12,537
December	2,616	13,335
January	3,281	14,035
February	3,959	14,790
March	5,588	15,867
April	6,582	16,241
May	6,693	16,285
June	6,989	16,316

QUALITY

	Quantity	Base Number	Contract	LHB	Wales
% of FP17s for the same patient ID Re-attending within 3 months - Children	90	2,195	4.1%	9.1%	11.3%
% of FP17s for the same patient ID Re-attending within 3 months - Adults	653	5,912	11.0%	13.6%	16.7%
% of FP17s for the same patient ID Re-attending between 3 & 9 months - Children	754	2,195	34.4%	54.1%	58.0%
% of FP17s for the same patient ID Re-attending between 3 & 9 months - Adults	1,186	5,912	20.1%	50.8%	53.7%
% of FP17s for Band 1 Urgent Courses	911	7,602	12.0%	8.4%	8.9%
% of FP17s Relating to Free Repair or Replacements	40	7,602	0.5%	0.6%	0.7%
% of FP17s Relating to Continuations	288	7,602	3.8%	1.1%	0.9%
% of Patients satisfied with the dentistry they have received	77	81	95.1%	93.9%	93.9%
% of Patients satisfied with the time they had to wait for an appointment	68	81	84.0%	86.6%	88.4%

* This is based on patients treated on this contract for their most recent course of treatment. Figures in italics indicate the base number of FP17s or Patient Questionnaire responses are less than 100. N/A is shown where the base number of responses is less than 10 during the period. % is calculated as Quantity/Base number*100

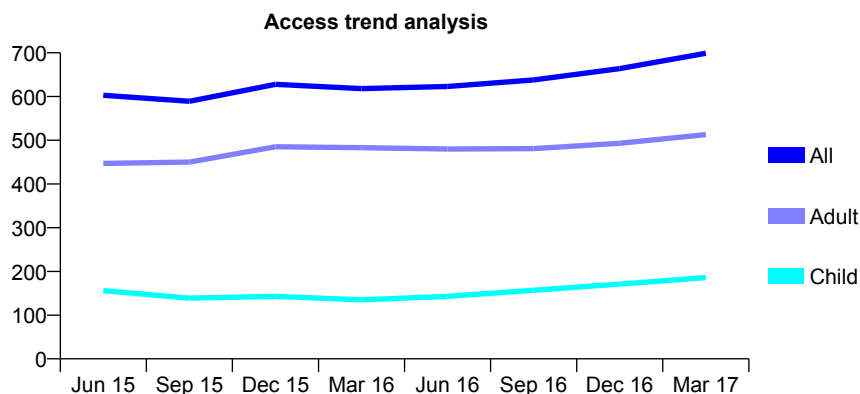
7A2 - Vital Signs At a Glance Contract Report for 857882/0001 - Year end March 2017

Name or company name	MISS DB MOTHIBI
Contract type name	GDS Contract
Purpose of contract	General
Contract start date	28/01/2009
Contract end date	

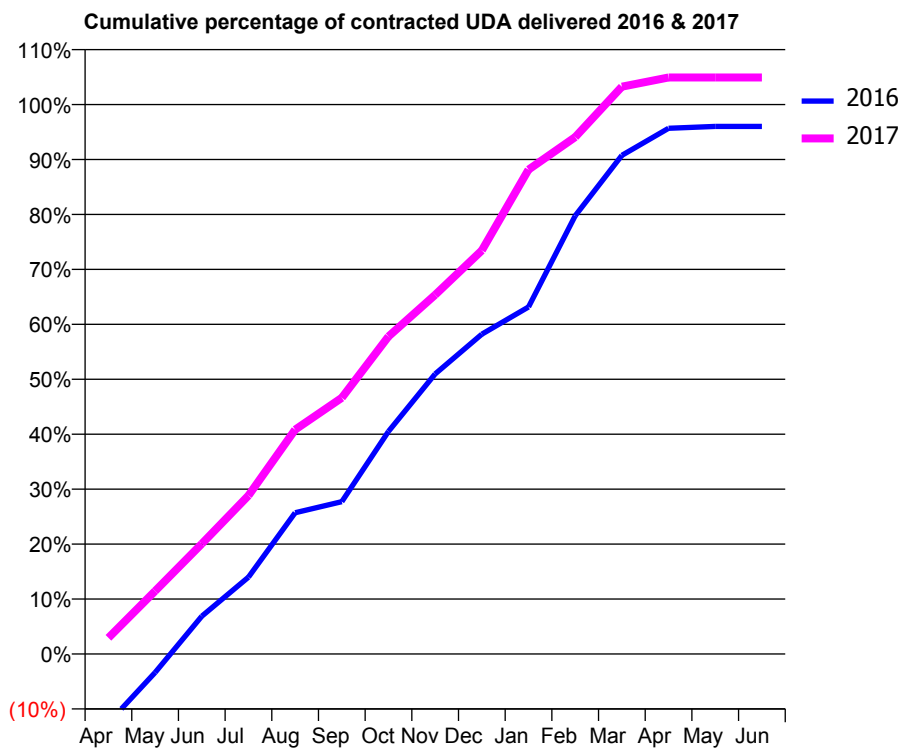
16/17 Contracted general activity (UDA)	1,526
Carry forward general activity (UDA)	61
16/17 Contracted orthodontic activity (UOA)	0
Carry forward orthodontic activity (UOA)	0
Baseline contract value	£42,147.23

ACCESS*

Patients seen in 24 months	Total	Change since previous quarter
Quarter ending March 2016	618	
Quarter ending June 2016	623	→
Quarter ending September 2016	638	↑
Quarter ending December 2016	664	↑
Quarter ending March 2017	699	↑
Variance since March 2016	13.1%	↑



ACTIVITY



Month	Adjusted Scheduled Activity (UDA)	
	2016	2017
April	-192	45
May	-52	175
June	105	306
July	213	440
August	392	623
September	423	711
October	618	882
November	778	997
December	888	1,121
January	964	1,345
February	1,217	1,436
March	1,385	1,575
April	1,460	1,601
May	1,465	1,601
June	1,465	1,601

QUALITY

	Quantity	Base Number	Contract	LHB	Wales
% of FP17s for the same patient ID Re-attending within 3 months - Children	15	236	6.4%	9.1%	11.3%
% of FP17s for the same patient ID Re-attending within 3 months - Adults	85	635	13.4%	13.6%	16.7%
% of FP17s for the same patient ID Re-attending between 3 & 9 months - Children	70	236	29.7%	54.1%	58.0%
% of FP17s for the same patient ID Re-attending between 3 & 9 months - Adults	246	635	38.7%	50.8%	53.7%
% of FP17s for Band 1 Urgent Courses	189	856	22.1%	8.4%	8.9%
% of FP17s Relating to Free Repair or Replacements	7	856	0.8%	0.6%	0.7%
% of FP17s Relating to Continuations	12	856	1.4%	1.1%	0.9%
% of Patients satisfied with the dentistry they have received	8	8	N/A	93.9%	93.9%
% of Patients satisfied with the time they had to wait for an appointment	8	8	N/A	86.6%	88.4%

* This is based on patients treated on this contract for their most recent course of treatment. Figures in italics indicate the base number of FP17s or Patient Questionnaire responses are less than 100. N/A is shown where the base number of responses is less than 10 during the period. % is calculated as Quantity/Base number*100

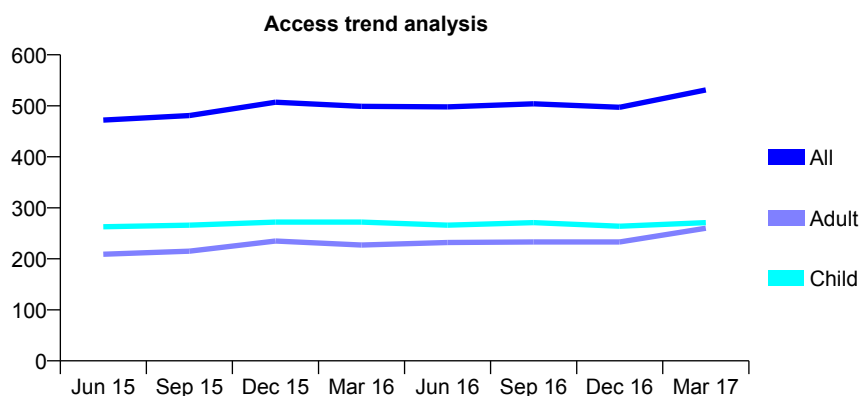
7A2 - Vital Signs At a Glance Contract Report for 905488/0001 - Year end March 2017

Name or company name	MR DM REES
Contract type name	GDS Contract
Purpose of contract	General
Contract start date	01/04/2006
Contract end date	

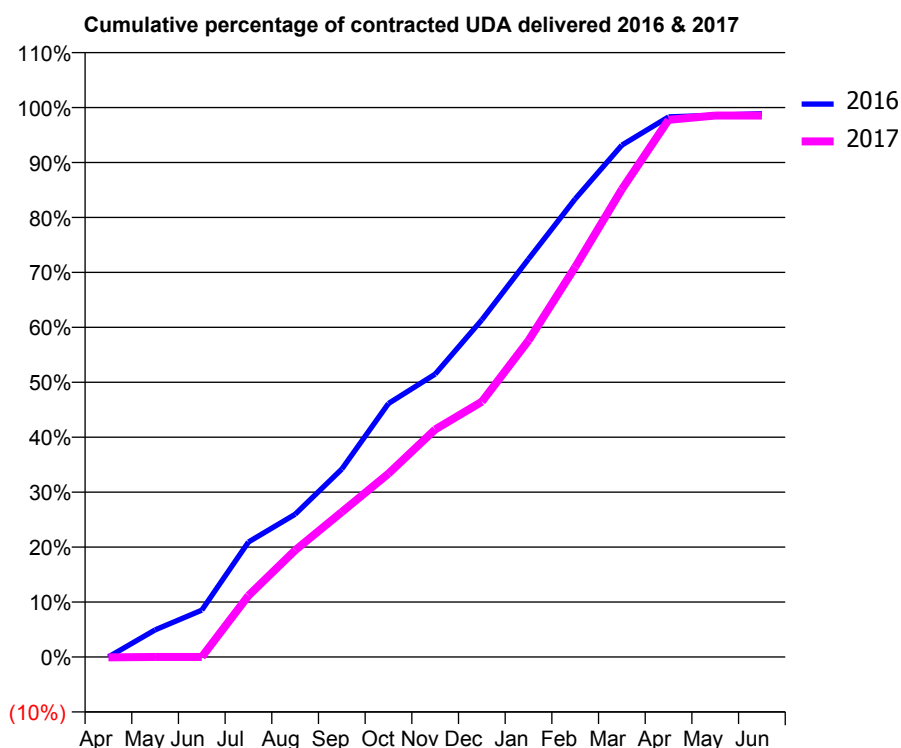
16/17 Contracted general activity (UDA)	1,032
Carry forward general activity (UDA)	12
16/17 Contracted orthodontic activity (UOA)	0
Carry forward orthodontic activity (UOA)	0
Baseline contract value	£28,503.52

ACCESS*

Patients seen in 24 months	Total	Change since previous quarter
Quarter ending March 2016	499	
Quarter ending June 2016	498	→
Quarter ending September 2016	504	→
Quarter ending December 2016	497	↓
Quarter ending March 2017	531	↑
Variance since March 2016	6.4%	↑



ACTIVITY



Month	Adjusted Scheduled Activity (UDA)	
	2016	2017
April	0	-1
May	51	0
June	88	0
July	216	115
August	268	200
September	353	272
October	476	344
November	531	427
December	633	479
January	747	594
February	860	732
March	961	878
April	1,014	1,009
May	1,017	1,017
June	1,020	1,017

QUALITY

	Quantity	Base Number	Contract	LHB	Wales
% of FP17s for the same patient ID Re-attending within 3 months - Children	17	387	4.4%	9.1%	11.3%
% of FP17s for the same patient ID Re-attending within 3 months - Adults	12	229	5.2%	13.6%	16.7%
% of FP17s for the same patient ID Re-attending between 3 & 9 months - Children	235	387	60.7%	54.1%	58.0%
% of FP17s for the same patient ID Re-attending between 3 & 9 months - Adults	78	229	34.1%	50.8%	53.7%
% of FP17s for Band 1 Urgent Courses	5	650	0.8%	8.4%	8.9%
% of FP17s Relating to Free Repair or Replacements	4	650	0.6%	0.6%	0.7%
% of FP17s Relating to Continuations	0	650	0.0%	1.1%	0.9%
% of Patients satisfied with the dentistry they have received	5	5	N/A	93.9%	93.9%
% of Patients satisfied with the time they had to wait for an appointment	4	5	N/A	86.6%	88.4%

* This is based on patients treated on this contract for their most recent course of treatment. Figures in italics indicate the base number of FP17s or Patient Questionnaire responses are less than 100. N/A is shown where the base number of responses is less than 10 during the period. % is calculated as Quantity/Base number*100

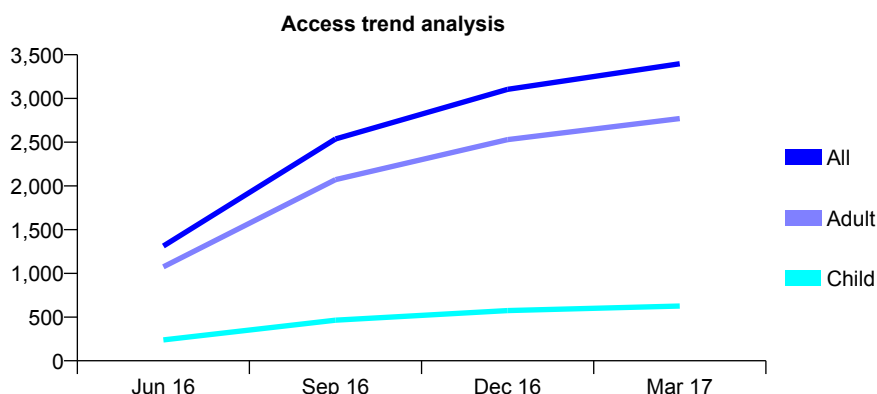
7A3 - Vital Signs At a Glance Contract Report for 100119/0000 - Year end March 2017

Name or company name	Andrew Williams
Contract type name	GDS Contract
Purpose of contract	General
Contract start date	07/04/2016
Contract end date	

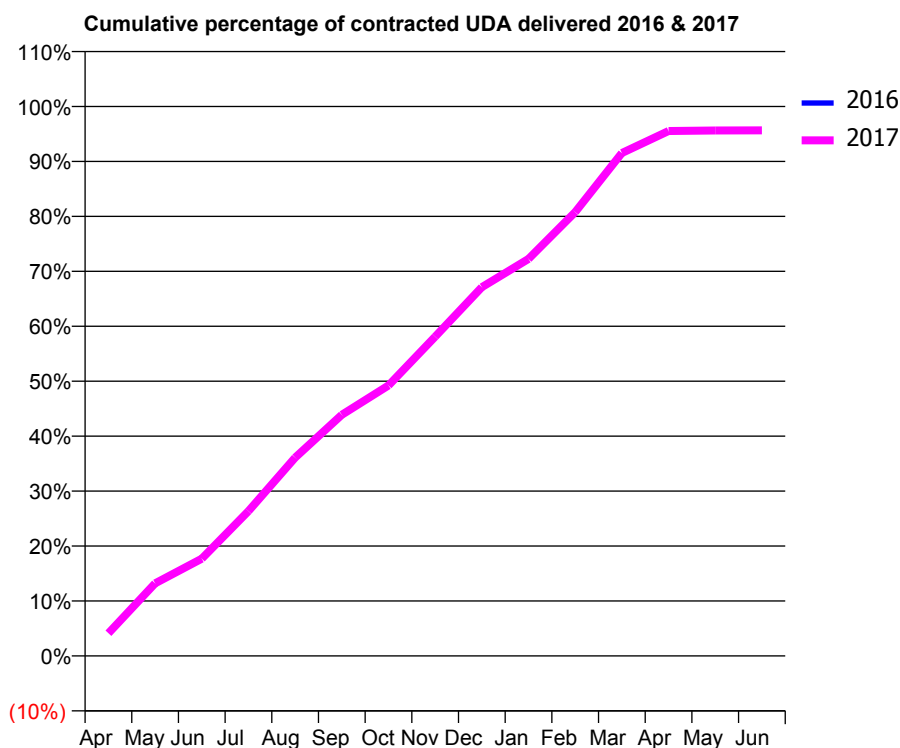
16/17 Contracted general activity (UDA)	11,933
Carry forward general activity (UDA)	0
16/17 Contracted orthodontic activity (UOA)	0
Carry forward orthodontic activity (UOA)	0
Baseline contract value	£262,674.89

ACCESS*

Patients seen in 24 months	Total	Change since previous quarter
Quarter ending March 2016	0	
Quarter ending June 2016	1,313	↑
Quarter ending September 2016	2,537	↑
Quarter ending December 2016	3,104	↑
Quarter ending March 2017	3,397	↑
Variance since March 2016	N/A	



ACTIVITY



Month	Adjusted Scheduled Activity (UDA)	
	2016	2017
April	0	494
May	0	1,577
June	0	2,114
July	0	3,147
August	0	4,306
September	0	5,236
October	0	5,875
November	0	6,935
December	0	8,008
January	0	8,623
February	0	9,639
March	0	10,922
April	0	11,398
May	0	11,412
June	0	11,413

QUALITY

	Quantity	Base Number	Contract	LHB	Wales
% of FP17s for the same patient ID Re-attending within 3 months - Children	34	1,011	3.4%	9.8%	11.3%
% of FP17s for the same patient ID Re-attending within 3 months - Adults	529	4,862	10.9%	14.7%	16.7%
% of FP17s for the same patient ID Re-attending between 3 & 9 months - Children	271	1,011	26.8%	53.0%	58.0%
% of FP17s for the same patient ID Re-attending between 3 & 9 months - Adults	1,381	4,862	28.4%	50.1%	53.7%
% of FP17s for Band 1 Urgent Courses	210	6,115	3.4%	9.3%	8.9%
% of FP17s Relating to Free Repair or Replacements	35	6,115	0.6%	0.8%	0.7%
% of FP17s Relating to Continuations	94	6,115	1.5%	0.7%	0.9%
% of Patients satisfied with the dentistry they have received	14	14	100.0%	95.2%	93.9%
% of Patients satisfied with the time they had to wait for an appointment	12	14	85.7%	89.0%	88.4%

* This is based on patients treated on this contract for their most recent course of treatment. Figures in italics indicate the base number of FP17s or Patient Questionnaire responses are less than 100. N/A is shown where the base number of responses is less than 10 during the period. % is calculated as Quantity/Base number*100

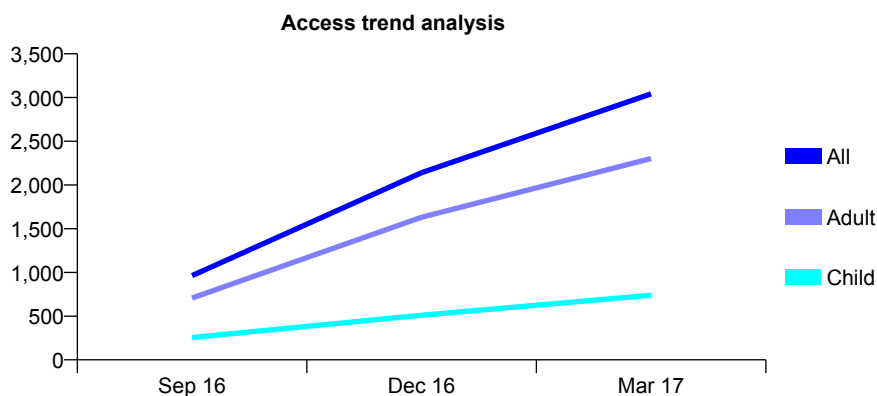
7A3 - Vital Signs At a Glance Contract Report for 100189/0000 - Year end March 2017

Name or company name	Townhill Dental Surgery
Contract type name	GDS Contract
Purpose of contract	General
Contract start date	24/05/2016
Contract end date	

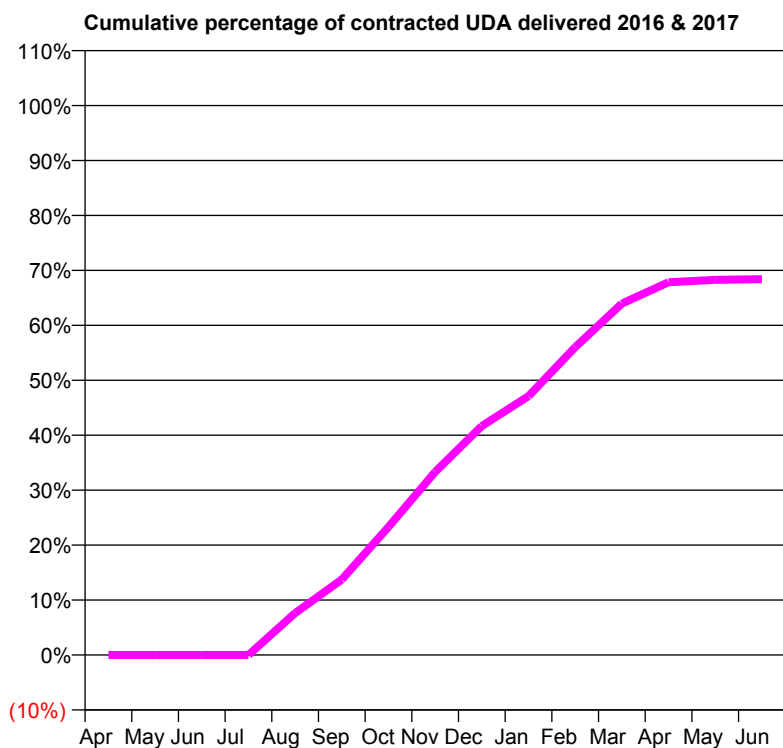
16/17 Contracted general activity (UDA)	12,053
Carry forward general activity (UDA)	0
16/17 Contracted orthodontic activity (UOA)	0
Carry forward orthodontic activity (UOA)	0
Baseline contract value	£295,473.36

ACCESS*

Patients seen in 24 months	Total	Change since previous quarter
Quarter ending March 2016	0	
Quarter ending June 2016	0	
Quarter ending September 2016	963	↑
Quarter ending December 2016	2,141	↑
Quarter ending March 2017	3,041	↑
Variance since March 2016	N/A	



ACTIVITY



Month	Adjusted Scheduled Activity (UDA)	
	2016	2017
April	0	0
May	0	0
June	0	0
July	0	0
August	0	919
September	0	1,657
October	0	2,808
November	0	4,017
December	0	5,024
January	0	5,679
February	0	6,753
March	0	7,709
April	0	8,178
May	0	8,229
June	0	8,244

QUALITY

	Quantity	Base Number	Contract	LHB	Wales
% of FP17s for the same patient ID Re-attending within 3 months - Children	64	907	7.1%	9.8%	11.3%
% of FP17s for the same patient ID Re-attending within 3 months - Adults	562	3,283	17.1%	14.7%	16.7%
% of FP17s for the same patient ID Re-attending between 3 & 9 months - Children	67	907	7.4%	53.0%	58.0%
% of FP17s for the same patient ID Re-attending between 3 & 9 months - Adults	284	3,283	8.7%	50.1%	53.7%
% of FP17s for Band 1 Urgent Courses	717	4,484	16.0%	9.3%	8.9%
% of FP17s Relating to Free Repair or Replacements	67	4,484	1.5%	0.8%	0.7%
% of FP17s Relating to Continuations	69	4,484	1.5%	0.7%	0.9%
% of Patients satisfied with the dentistry they have received	10	12	83.3%	95.2%	93.9%
% of Patients satisfied with the time they had to wait for an appointment	9	12	75.0%	89.0%	88.4%

* This is based on patients treated on this contract for their most recent course of treatment. Figures in italics indicate the base number of FP17s or Patient Questionnaire responses are less than 100. N/A is shown where the base number of responses is less than 10 during the period. % is calculated as Quantity/Base number*100

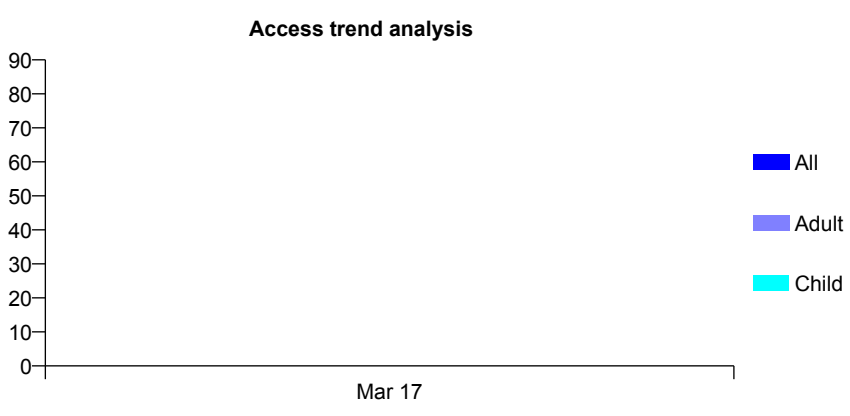
7A3 - Vital Signs At a Glance Contract Report for 100279/0000 - Year end March 2017

Name or company name	Cymmer Dental Practice
Contract type name	GDS Contract
Purpose of contract	General
Contract start date	31/01/2017
Contract end date	

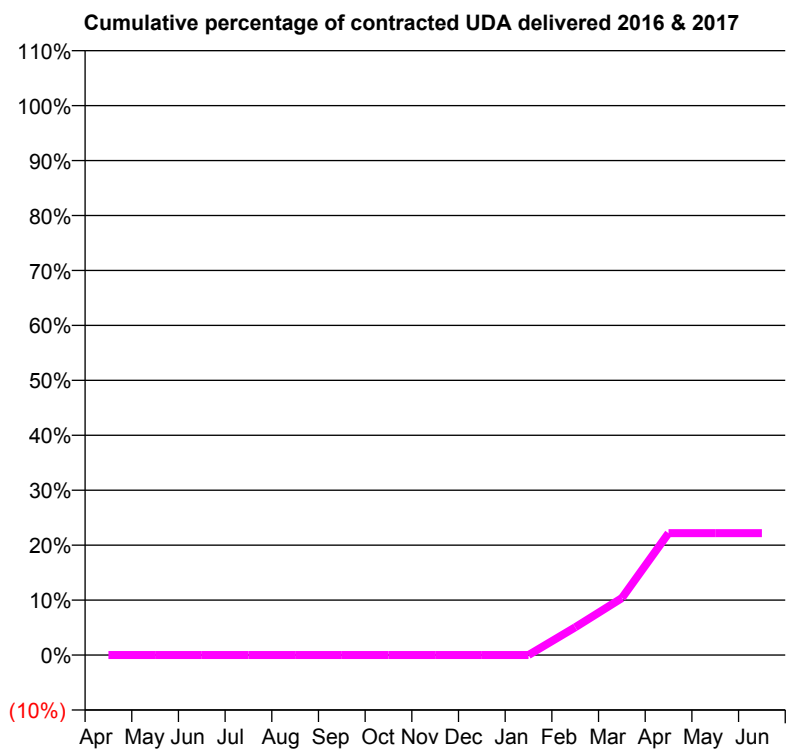
16/17 Contracted general activity (UDA)	677
Carry forward general activity (UDA)	0
16/17 Contracted orthodontic activity (UOA)	0
Carry forward orthodontic activity (UOA)	0
Baseline contract value	£15,242.25

ACCESS*

Patients seen in 24 months	Total	Change since previous quarter
Quarter ending March 2016	0	
Quarter ending June 2016	0	
Quarter ending September 2016	0	
Quarter ending December 2016	0	
Quarter ending March 2017	80	
Variance since March 2016	N/A	



ACTIVITY



Month	Adjusted Scheduled Activity (UDA)	
	2016	2017
April	0	0
May	0	0
June	0	0
July	0	0
August	0	0
September	0	0
October	0	0
November	0	0
December	0	0
January	0	0
February	0	34
March	0	70
April	0	150
May	0	150
June	0	150

QUALITY

	Quantity	Base Number	Contract	LHB	Wales
% of FP17s for the same patient ID Re-attending within 3 months - Children	0	23	0.0%	9.8%	11.3%
% of FP17s for the same patient ID Re-attending within 3 months - Adults	0	19	0.0%	14.7%	16.7%
% of FP17s for the same patient ID Re-attending between 3 & 9 months - Children	0	23	0.0%	53.0%	58.0%
% of FP17s for the same patient ID Re-attending between 3 & 9 months - Adults	0	19	0.0%	50.1%	53.7%
% of FP17s for Band 1 Urgent Courses	1	83	1.2%	9.3%	8.9%
% of FP17s Relating to Free Repair or Replacements	0	83	0.0%	0.8%	0.7%
% of FP17s Relating to Continuations	0	83	0.0%	0.7%	0.9%
% of Patients satisfied with the dentistry they have received	0	0	N/A	95.2%	93.9%
% of Patients satisfied with the time they had to wait for an appointment	0	0	N/A	89.0%	88.4%

* This is based on patients treated on this contract for their most recent course of treatment. Figures in italics indicate the base number of FP17s or Patient Questionnaire responses are less than 100. N/A is shown where the base number of responses is less than 10 during the period. % is calculated as Quantity/Base number*100

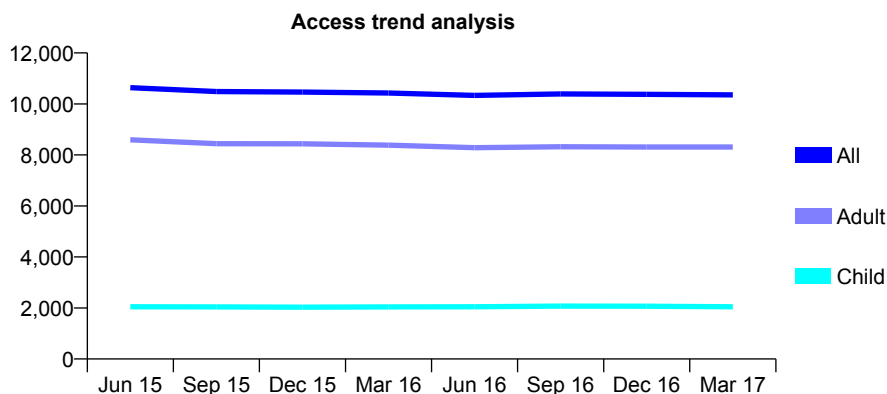
7A3 - Vital Signs At a Glance Contract Report for 101370/0066 - Year end March 2017

Name or company name	Petrie Tucker and Partners Ltd
Contract type name	GDS Contract
Purpose of contract	General
Contract start date	01/04/2006
Contract end date	

16/17 Contracted general activity (UDA)	29,190
Carry forward general activity (UDA)	535
16/17 Contracted orthodontic activity (UOA)	0
Carry forward orthodontic activity (UOA)	0
Baseline contract value	£670,696.60

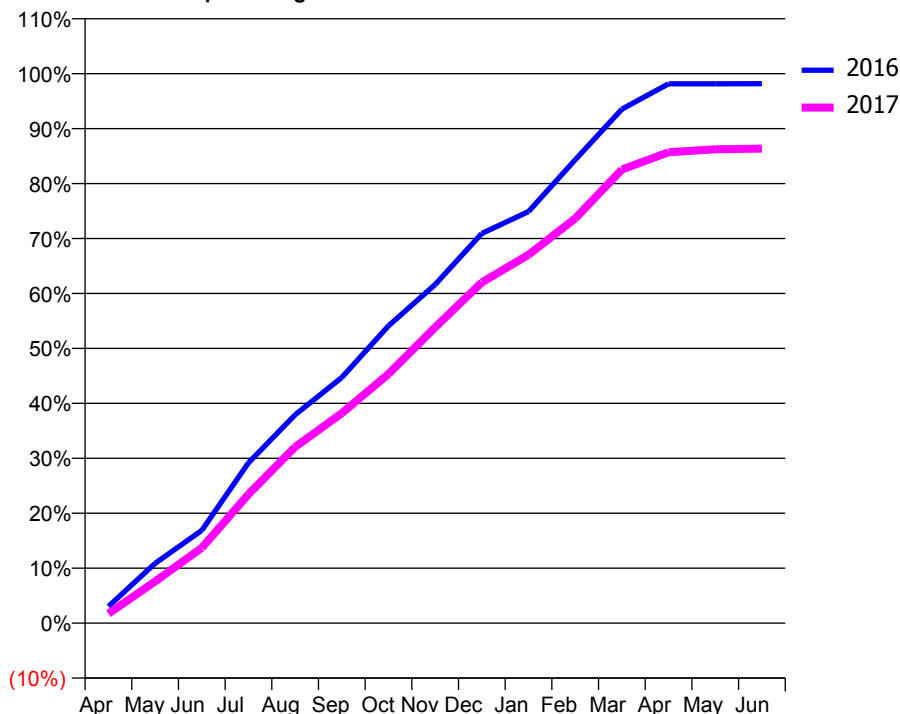
ACCESS*

Patients seen in 24 months	Total	Change since previous quarter
Quarter ending March 2016	10,427	
Quarter ending June 2016	10,333	→
Quarter ending September 2016	10,393	→
Quarter ending December 2016	10,377	→
Quarter ending March 2017	10,357	→
Variance since March 2016	(0.7%)	→



ACTIVITY

Cumulative percentage of contracted UDA delivered 2016 & 2017



Month	Adjusted Scheduled Activity (UDA)	
	2016	2017
April	889	507
May	3,179	2,215
June	4,928	3,995
July	8,518	6,848
August	11,070	9,359
September	13,051	11,150
October	15,793	13,237
November	17,989	15,714
December	20,702	18,100
January	21,862	19,571
February	24,610	21,496
March	27,304	24,092
April	28,652	25,014
May	28,652	25,173
June	28,655	25,207

QUALITY

	Quantity	Base Number	Contract	LHB	Wales
% of FP17s for the same patient ID Re-attending within 3 months - Children	109	2,727	4.0%	9.8%	11.3%
% of FP17s for the same patient ID Re-attending within 3 months - Adults	908	10,992	8.3%	14.7%	16.7%
% of FP17s for the same patient ID Re-attending between 3 & 9 months - Children	1,389	2,727	50.9%	53.0%	58.0%
% of FP17s for the same patient ID Re-attending between 3 & 9 months - Adults	5,686	10,992	51.7%	50.1%	53.7%
% of FP17s for Band 1 Urgent Courses	678	13,548	5.0%	9.3%	8.9%
% of FP17s Relating to Free Repair or Replacements	102	13,548	0.8%	0.8%	0.7%
% of FP17s Relating to Continuations	119	13,548	0.9%	0.7%	0.9%
% of Patients satisfied with the dentistry they have received	36	38	94.7%	95.2%	93.9%
% of Patients satisfied with the time they had to wait for an appointment	36	38	94.7%	89.0%	88.4%

* This is based on patients treated on this contract for their most recent course of treatment. Figures in italics indicate the base number of FP17s or Patient Questionnaire responses are less than 100. N/A is shown where the base number of responses is less than 10 during the period. % is calculated as Quantity/Base number*100

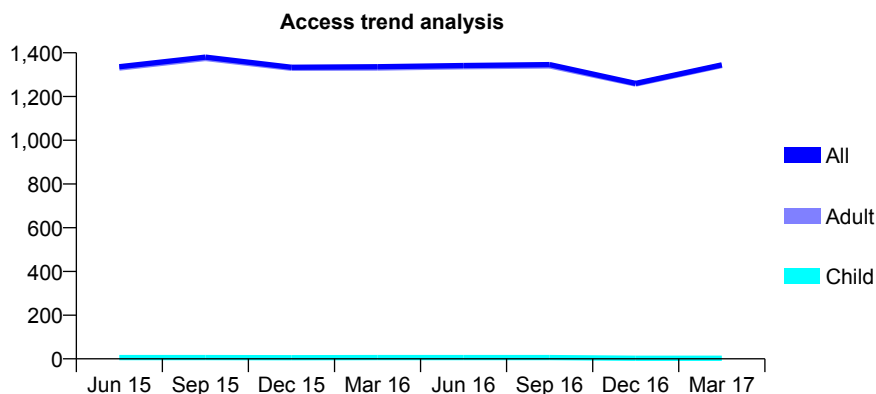
7A3 - Vital Signs At a Glance Contract Report for 103659/0002 - Year end March 2017

Name or company name	Belgrave Dental Centre Ltd
Contract type name	GDS Contract
Purpose of contract	General
Contract start date	01/04/2009
Contract end date	

16/17 Contracted general activity (UDA)	2,050
Carry forward general activity (UDA)	70
16/17 Contracted orthodontic activity (UOA)	0
Carry forward orthodontic activity (UOA)	0
Baseline contract value	£102,747.28

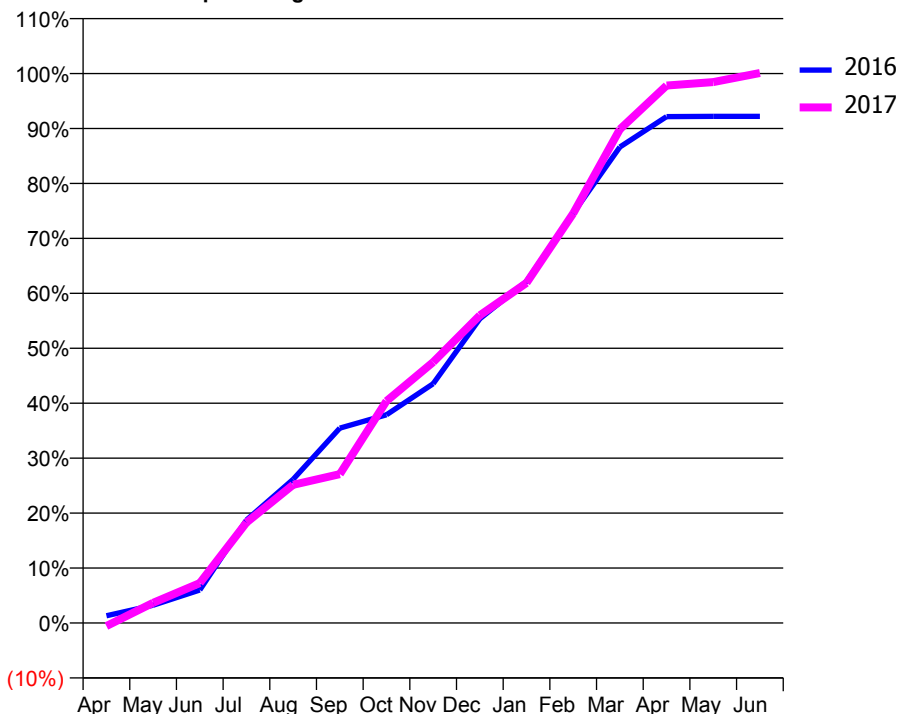
ACCESS*

Patients seen in 24 months	Total	Change since previous quarter
Quarter ending March 2016	1,336	
Quarter ending June 2016	1,342	→
Quarter ending September 2016	1,346	→
Quarter ending December 2016	1,260	↓
Quarter ending March 2017	1,345	↑
Variance since March 2016	0.7%	→



ACTIVITY

Cumulative percentage of contracted UDA delivered 2016 & 2017



Month	Adjusted Scheduled Activity (UDA)	
	2016	2017
April	27	-12
May	66	75
June	123	149
July	384	375
August	536	516
September	727	556
October	777	828
November	893	973
December	1,135	1,148
January	1,275	1,269
February	1,529	1,528
March	1,776	1,842
April	1,889	2,005
May	1,890	2,018
June	1,890	2,052

QUALITY

	Quantity	Base Number	Contract	LHB	Wales
% of FP17s for the same patient ID Re-attending within 3 months - Children	0	1	0.0%	9.8%	11.3%
% of FP17s for the same patient ID Re-attending within 3 months - Adults	33	1,046	3.2%	14.7%	16.7%
% of FP17s for the same patient ID Re-attending between 3 & 9 months - Children	0	1	0.0%	53.0%	58.0%
% of FP17s for the same patient ID Re-attending between 3 & 9 months - Adults	196	1,046	18.7%	50.1%	53.7%
% of FP17s for Band 1 Urgent Courses	30	1,163	2.6%	9.3%	8.9%
% of FP17s Relating to Free Repair or Replacements	0	1,163	0.0%	0.8%	0.7%
% of FP17s Relating to Continuations	4	1,163	0.3%	0.7%	0.9%
% of Patients satisfied with the dentistry they have received	0	0	N/A	95.2%	93.9%
% of Patients satisfied with the time they had to wait for an appointment	0	0	N/A	89.0%	88.4%

* This is based on patients treated on this contract for their most recent course of treatment. Figures in italics indicate the base number of FP17s or Patient Questionnaire responses are less than 100. N/A is shown where the base number of responses is less than 10 during the period. % is calculated as Quantity/Base number*100

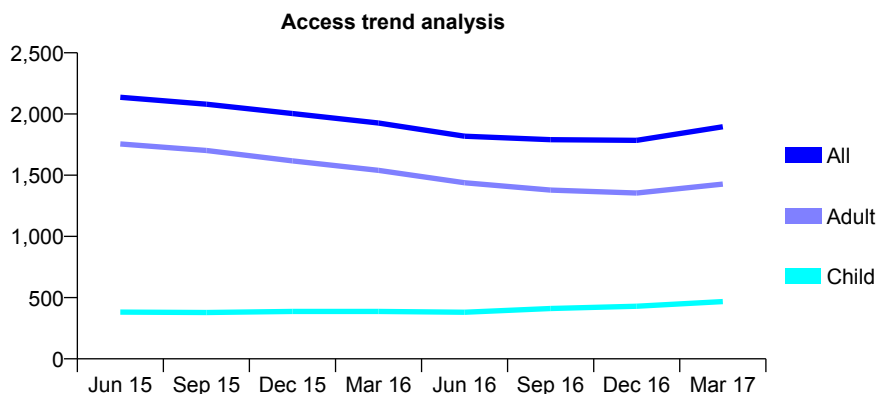
7A3 - Vital Signs At a Glance Contract Report for 103659/0004 - Year end March 2017

Name or company name	Belgrave Dental Centre Ltd
Contract type name	GDS Contract
Purpose of contract	General
Contract start date	01/04/2013
Contract end date	

16/17 Contracted general activity (UDA)	6,877
Carry forward general activity (UDA)	0
16/17 Contracted orthodontic activity (UOA)	0
Carry forward orthodontic activity (UOA)	0
Baseline contract value	£160,879.54

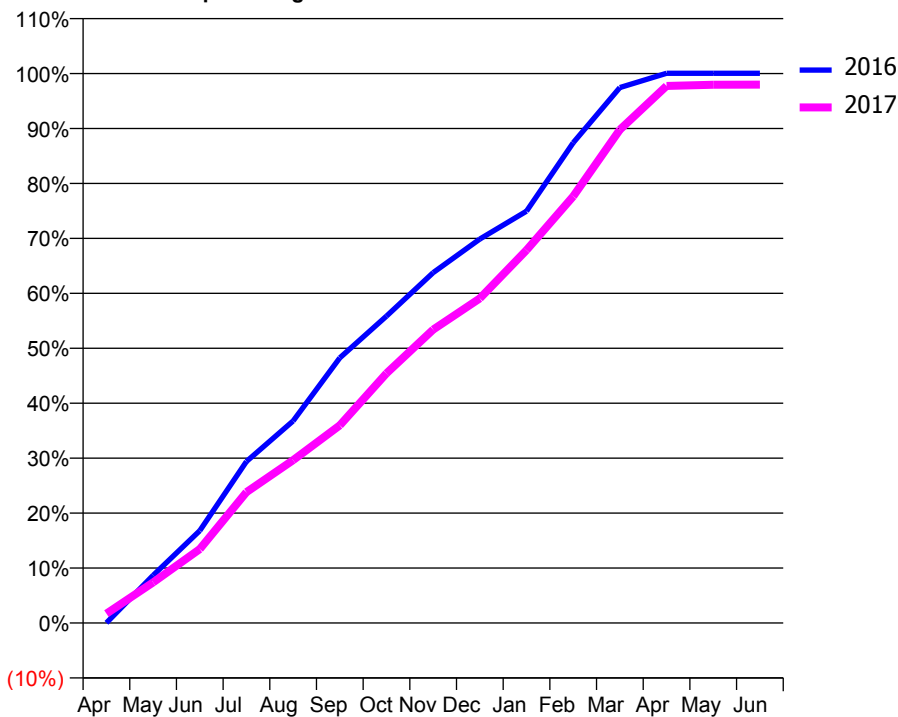
ACCESS*

Patients seen in 24 months	Total	Change since previous quarter
Quarter ending March 2016	1,927	
Quarter ending June 2016	1,819	↓
Quarter ending September 2016	1,790	↓
Quarter ending December 2016	1,785	→
Quarter ending March 2017	1,896	↑
Variance since March 2016	(1.6%)	↓



ACTIVITY

Cumulative percentage of contracted UDA delivered 2016 & 2017



Month	Adjusted Scheduled Activity (UDA)	
	2016	2017
April	3	118
May	661	509
June	1,281	926
July	2,242	1,638
August	2,804	2,039
September	3,680	2,475
October	4,259	3,125
November	4,863	3,672
December	5,329	4,063
January	5,715	4,666
February	6,665	5,340
March	7,431	6,173
April	7,631	6,721
May	7,630	6,736
June	7,630	6,737

QUALITY

	Quantity	Base Number	Contract	LHB	Wales
% of FP17s for the same patient ID Re-attending within 3 months - Children	24	632	3.8%	9.8%	11.3%
% of FP17s for the same patient ID Re-attending within 3 months - Adults	454	2,125	21.4%	14.7%	16.7%
% of FP17s for the same patient ID Re-attending between 3 & 9 months - Children	308	632	48.7%	53.0%	58.0%
% of FP17s for the same patient ID Re-attending between 3 & 9 months - Adults	1,070	2,125	50.4%	50.1%	53.7%
% of FP17s for Band 1 Urgent Courses	301	2,856	10.5%	9.3%	8.9%
% of FP17s Relating to Free Repair or Replacements	7	2,856	0.2%	0.8%	0.7%
% of FP17s Relating to Continuations	71	2,856	2.5%	0.7%	0.9%
% of Patients satisfied with the dentistry they have received	8	8	N/A	95.2%	93.9%
% of Patients satisfied with the time they had to wait for an appointment	8	8	N/A	89.0%	88.4%

* This is based on patients treated on this contract for their most recent course of treatment. Figures in italics indicate the base number of FP17s or Patient Questionnaire responses are less than 100. N/A is shown where the base number of responses is less than 10 during the period. % is calculated as Quantity/Base number*100

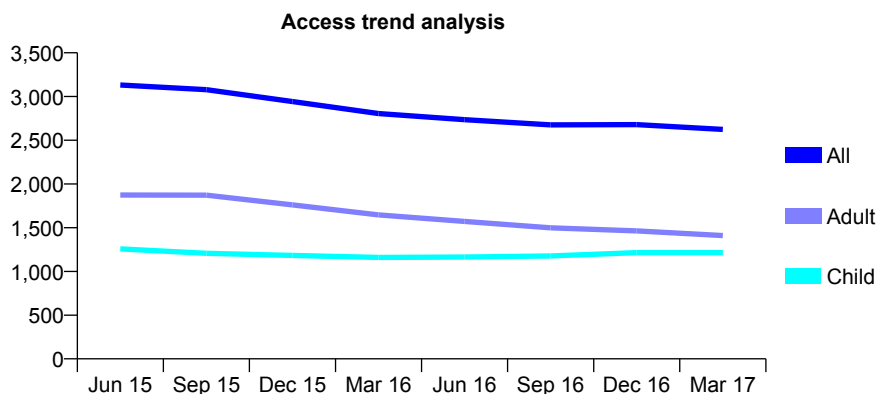
7A3 - Vital Signs At a Glance Contract Report for 103659/0005 - Year end March 2017

Name or company name	Belgrave Dental Centre Ltd
Contract type name	PDS Plus Contract
Purpose of contract	General
Contract start date	01/04/2013
Contract end date	31/08/2017

16/17 Contracted general activity (UDA)	9,397
Carry forward general activity (UDA)	0
16/17 Contracted orthodontic activity (UOA)	0
Carry forward orthodontic activity (UOA)	0
Baseline contract value	£238,376.94

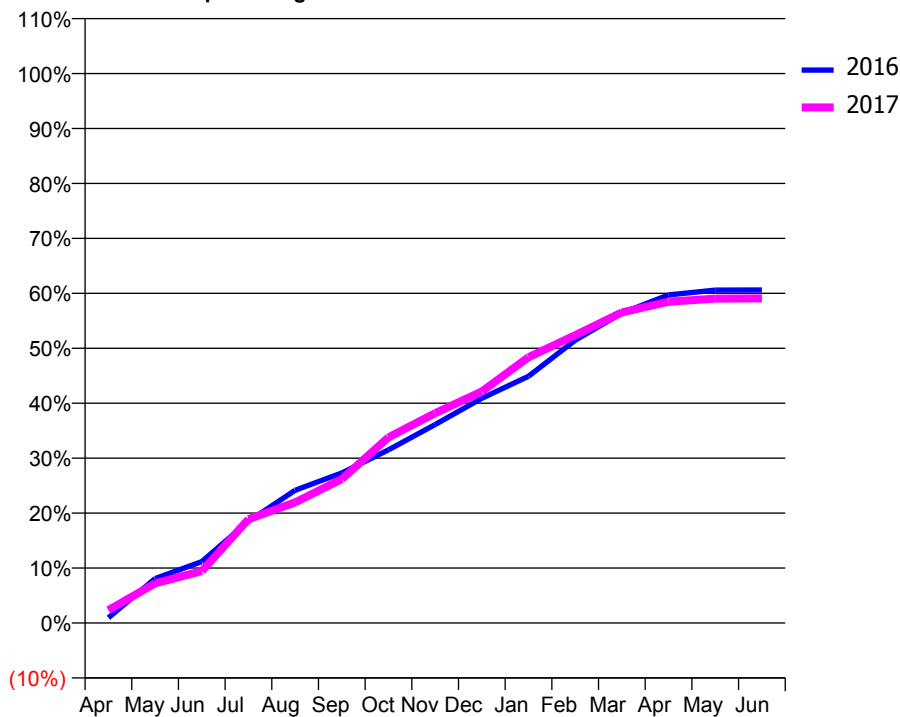
ACCESS*

Patients seen in 24 months	Total	Change since previous quarter
Quarter ending March 2016	2,806	
Quarter ending June 2016	2,735	↓
Quarter ending September 2016	2,675	↓
Quarter ending December 2016	2,678	→
Quarter ending March 2017	2,624	↓
Variance since March 2016	(6.5%)	↓



ACTIVITY

Cumulative percentage of contracted UDA delivered 2016 & 2017



Month	Adjusted Scheduled Activity (UDA)	
	2016	2017
April	91	221
May	760	678
June	1,050	889
July	1,738	1,775
August	2,269	2,063
September	2,567	2,461
October	2,960	3,175
November	3,393	3,588
December	3,843	3,960
January	4,221	4,547
February	4,836	4,923
March	5,300	5,313
April	5,612	5,494
May	5,692	5,547
June	5,695	5,551

QUALITY

	Quantity	Base Number	Contract	LHB	Wales
% of FP17s for the same patient ID Re-attending within 3 months - Children	105	1,513	6.9%	9.8%	11.3%
% of FP17s for the same patient ID Re-attending within 3 months - Adults	326	1,608	20.3%	14.7%	16.7%
% of FP17s for the same patient ID Re-attending between 3 & 9 months - Children	621	1,513	41.0%	53.0%	58.0%
% of FP17s for the same patient ID Re-attending between 3 & 9 months - Adults	498	1,608	31.0%	50.1%	53.7%
% of FP17s for Band 1 Urgent Courses	718	3,003	23.9%	9.3%	8.9%
% of FP17s Relating to Free Repair or Replacements	3	3,003	0.1%	0.8%	0.7%
% of FP17s Relating to Continuations	62	3,003	2.1%	0.7%	0.9%
% of Patients satisfied with the dentistry they have received	13	13	100.0%	95.2%	93.9%
% of Patients satisfied with the time they had to wait for an appointment	12	13	92.3%	89.0%	88.4%

* This is based on patients treated on this contract for their most recent course of treatment. Figures in italics indicate the base number of FP17s or Patient Questionnaire responses are less than 100. N/A is shown where the base number of responses is less than 10 during the period. % is calculated as Quantity/Base number*100

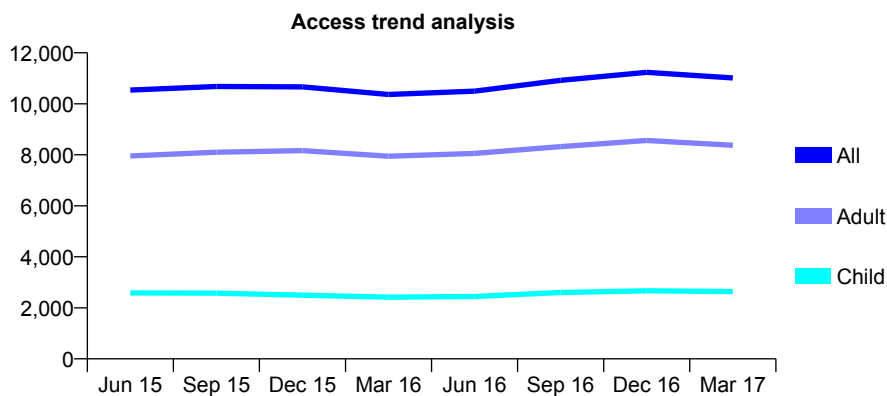
7A3 - Vital Signs At a Glance Contract Report for 103780/0002 - Year end March 2017

Name or company name	Waterfront Dental Centre
Contract type name	PDS Plus Contract
Purpose of contract	General
Contract start date	01/04/2011
Contract end date	31/08/2017

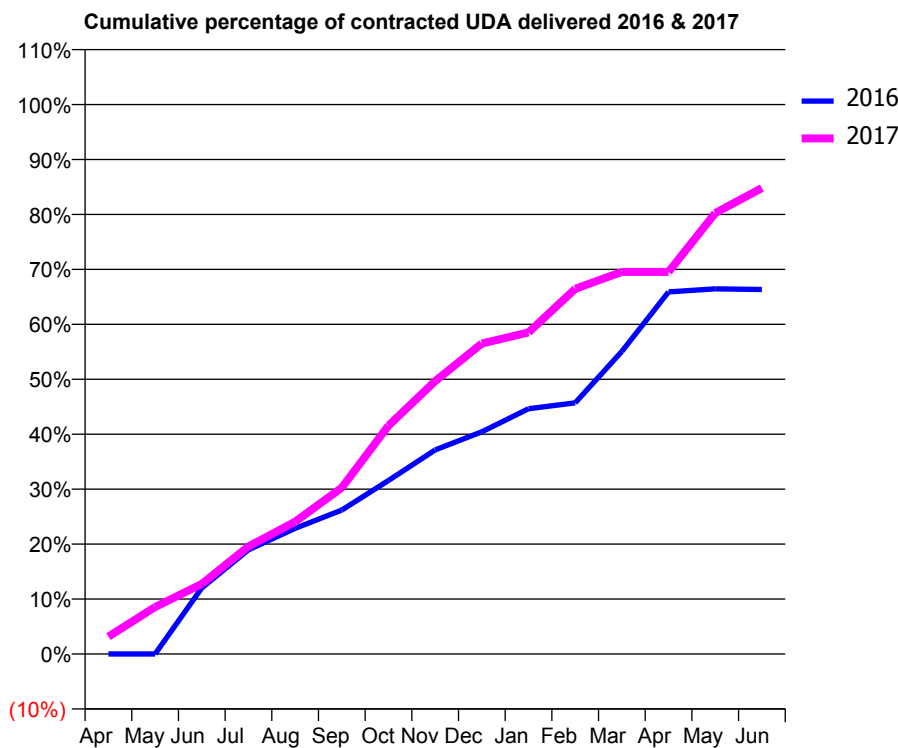
16/17 Contracted general activity (UDA)	31,916
Carry forward general activity (UDA)	0
16/17 Contracted orthodontic activity (UOA)	0
Carry forward orthodontic activity (UOA)	0
Baseline contract value	£728,663.06

ACCESS*

Patients seen in 24 months	Total	Change since previous quarter
Quarter ending March 2016	10,366	
Quarter ending June 2016	10,496	→
Quarter ending September 2016	10,921	↑
Quarter ending December 2016	11,232	↑
Quarter ending March 2017	11,012	↓
Variance since March 2016	6.2%	↑



ACTIVITY



Month	Adjusted Scheduled Activity (UDA)	
	2016	2017
April	0	1,013
May	0	2,730
June	3,837	4,071
July	6,050	6,245
August	7,300	7,689
September	8,361	9,659
October	10,081	13,266
November	11,855	15,848
December	12,904	18,031
January	14,250	18,674
February	14,585	21,210
March	17,578	22,196
April	21,030	22,196
May	21,210	25,610
June	21,173	27,066

QUALITY

	Quantity	Base Number	Contract	LHB	Wales
% of FP17s for the same patient ID Re-attending within 3 months - Children	242	3,252	7.4%	9.8%	11.3%
% of FP17s for the same patient ID Re-attending within 3 months - Adults	1,650	10,945	15.1%	14.7%	16.7%
% of FP17s for the same patient ID Re-attending between 3 & 9 months - Children	890	3,252	27.4%	53.0%	58.0%
% of FP17s for the same patient ID Re-attending between 3 & 9 months - Adults	3,542	10,945	32.4%	50.1%	53.7%
% of FP17s for Band 1 Urgent Courses	3,877	14,832	26.1%	9.3%	8.9%
% of FP17s Relating to Free Repair or Replacements	142	14,832	1.0%	0.8%	0.7%
% of FP17s Relating to Continuations	13	14,832	0.1%	0.7%	0.9%
% of Patients satisfied with the dentistry they have received	15	15	100.0%	95.2%	93.9%
% of Patients satisfied with the time they had to wait for an appointment	15	15	100.0%	89.0%	88.4%

* This is based on patients treated on this contract for their most recent course of treatment. Figures in italics indicate the base number of FP17s or Patient Questionnaire responses are less than 100. N/A is shown where the base number of responses is less than 10 during the period. % is calculated as Quantity/Base number*100

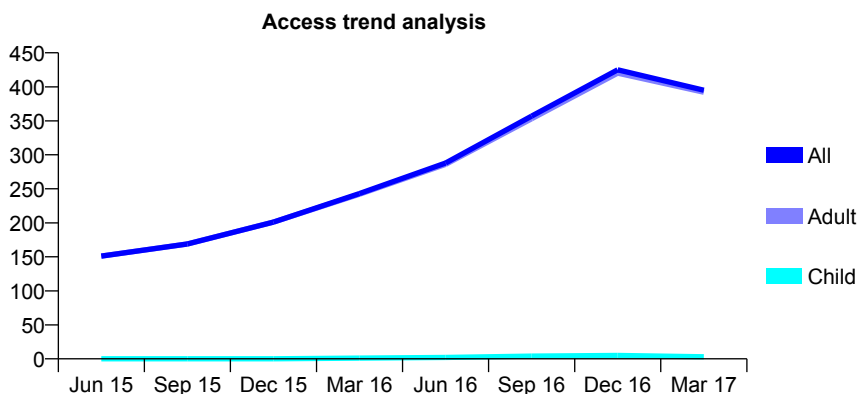
7A3 - Vital Signs At a Glance Contract Report for 114413/0001 - Year end March 2017

Name or company name	Parkway Clinic
Contract type name	GDS Contract
Purpose of contract	General
Contract start date	01/04/2009
Contract end date	

16/17 Contracted general activity (UDA)	1,535
Carry forward general activity (UDA)	36
16/17 Contracted orthodontic activity (UOA)	0
Carry forward orthodontic activity (UOA)	0
Baseline contract value	£79,140.18

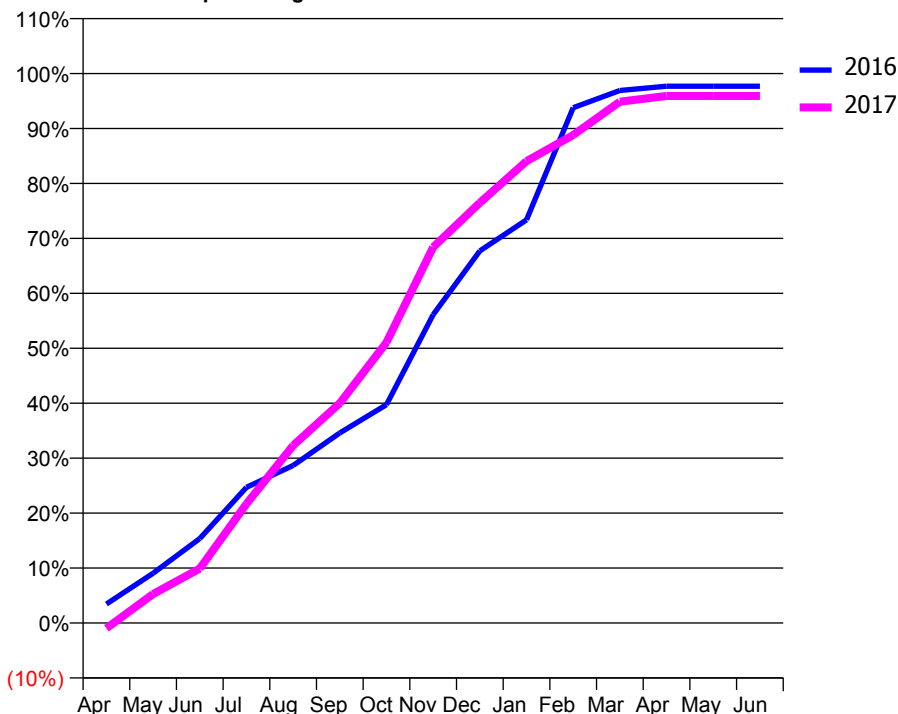
ACCESS*

Patients seen in 24 months	Total	Change since previous quarter
Quarter ending March 2016	243	
Quarter ending June 2016	288	↑
Quarter ending September 2016	357	↑
Quarter ending December 2016	425	↑
Quarter ending March 2017	395	↓
Variance since March 2016	62.6%	↑



ACTIVITY

Cumulative percentage of contracted UDA delivered 2016 & 2017



Month	Adjusted Scheduled Activity (UDA)	
	2016	2017
April	53	-15
May	139	81
June	236	152
July	379	333
August	440	496
September	531	614
October	610	784
November	861	1,050
December	1,039	1,174
January	1,126	1,290
February	1,439	1,363
March	1,487	1,456
April	1,499	1,472
May	1,499	1,472
June	1,499	1,472

QUALITY

	Quantity	Base Number	Contract	LHB	Wales
% of FP17s for the same patient ID Re-attending within 3 months - Children	0	9	0.0%	9.8%	11.3%
% of FP17s for the same patient ID Re-attending within 3 months - Adults	19	549	3.5%	14.7%	16.7%
% of FP17s for the same patient ID Re-attending between 3 & 9 months - Children	0	9	0.0%	53.0%	58.0%
% of FP17s for the same patient ID Re-attending between 3 & 9 months - Adults	1	549	0.2%	50.1%	53.7%
% of FP17s for Band 1 Urgent Courses	1	562	0.2%	9.3%	8.9%
% of FP17s Relating to Free Repair or Replacements	0	562	0.0%	0.8%	0.7%
% of FP17s Relating to Continuations	2	562	0.4%	0.7%	0.9%
% of Patients satisfied with the dentistry they have received	1	1	N/A	95.2%	93.9%
% of Patients satisfied with the time they had to wait for an appointment	0	1	N/A	89.0%	88.4%

* This is based on patients treated on this contract for their most recent course of treatment. Figures in italics indicate the base number of FP17s or Patient Questionnaire responses are less than 100. N/A is shown where the base number of responses is less than 10 during the period. % is calculated as Quantity/Base number*100

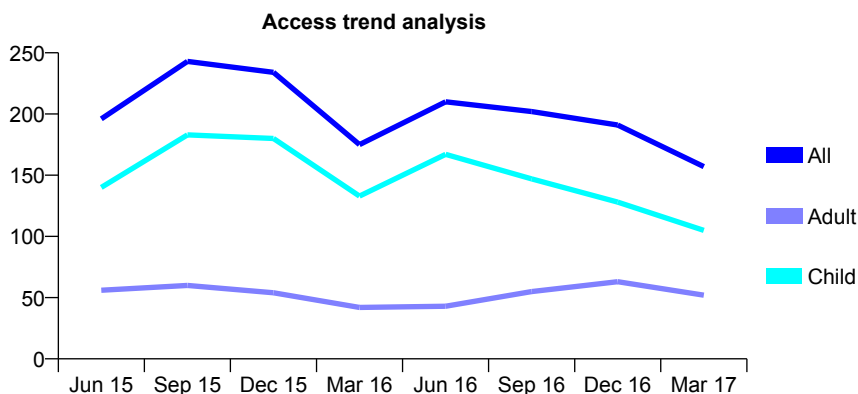
7A3 - Vital Signs At a Glance Contract Report for 114413/0002 - Year end March 2017

Name or company name	Parkway Clinic
Contract type name	PDS Contract
Purpose of contract	General
Contract start date	01/04/2013
Contract end date	31/03/2020

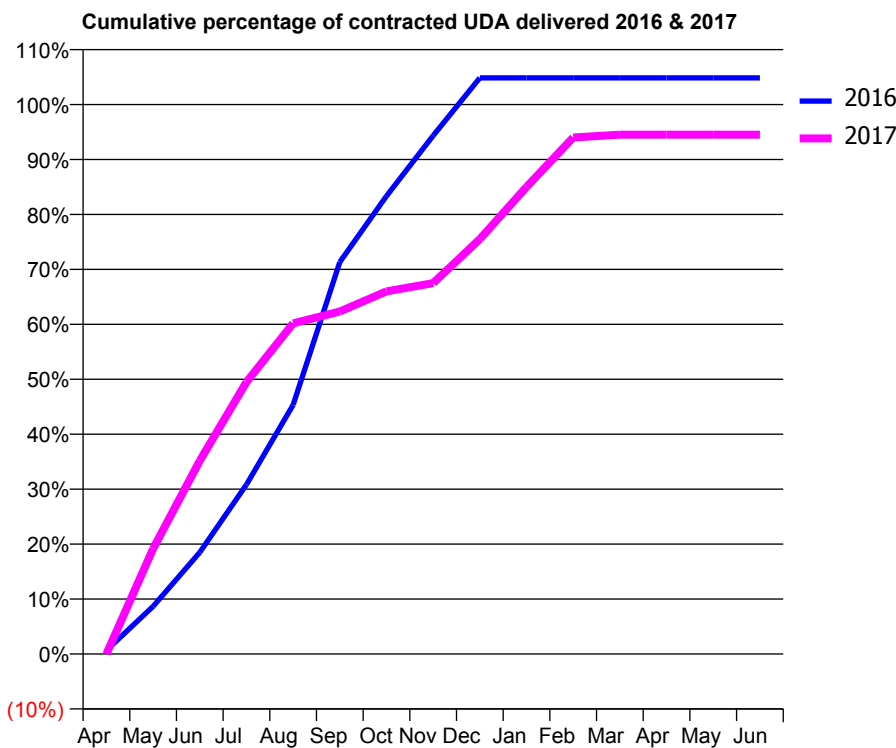
16/17 Contracted general activity (UDA)	600
Carry forward general activity (UDA)	0
16/17 Contracted orthodontic activity (UOA)	0
Carry forward orthodontic activity (UOA)	0
Baseline contract value	£33,248.16

ACCESS*

Patients seen in 24 months	Total	Change since previous quarter
Quarter ending March 2016	175	
Quarter ending June 2016	210	↑
Quarter ending September 2016	202	↓
Quarter ending December 2016	191	↓
Quarter ending March 2017	157	↓
Variance since March 2016	(10.3%)	↓



ACTIVITY



Month	Adjusted Scheduled Activity (UDA)	
	2016	2017
April	4	0
May	52	115
June	111	211
July	185	297
August	272	361
September	428	374
October	500	396
November	566	405
December	629	453
January	629	510
February	629	564
March	629	567
April	629	567
May	629	567
June	629	567

QUALITY

	Quantity	Base Number	Contract	LHB	Wales
% of FP17s for the same patient ID Re-attending within 3 months - Children	0	133	0.0%	9.8%	11.3%
% of FP17s for the same patient ID Re-attending within 3 months - Adults	0	62	0.0%	14.7%	16.7%
% of FP17s for the same patient ID Re-attending between 3 & 9 months - Children	0	133	0.0%	53.0%	58.0%
% of FP17s for the same patient ID Re-attending between 3 & 9 months - Adults	0	62	0.0%	50.1%	53.7%
% of FP17s for Band 1 Urgent Courses	0	195	0.0%	9.3%	8.9%
% of FP17s Relating to Free Repair or Replacements	0	195	0.0%	0.8%	0.7%
% of FP17s Relating to Continuations	0	195	0.0%	0.7%	0.9%
% of Patients satisfied with the dentistry they have received	0	0	N/A	95.2%	93.9%
% of Patients satisfied with the time they had to wait for an appointment	0	0	N/A	89.0%	88.4%

* This is based on patients treated on this contract for their most recent course of treatment. Figures in italics indicate the base number of FP17s or Patient Questionnaire responses are less than 100. N/A is shown where the base number of responses is less than 10 during the period. % is calculated as Quantity/Base number*100

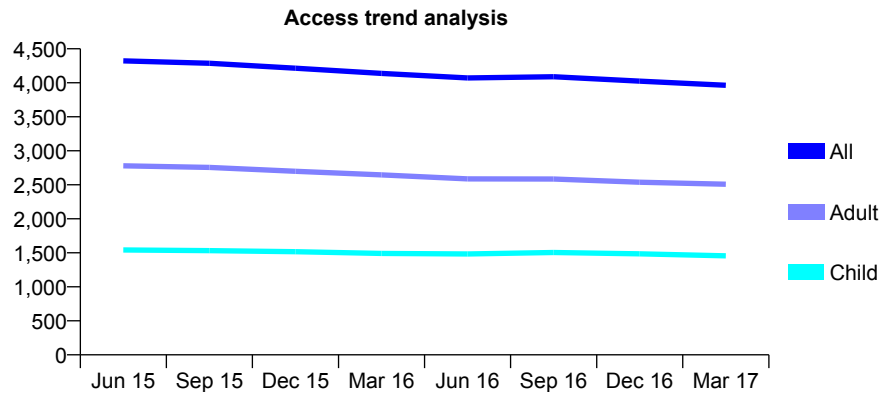
7A3 - Vital Signs At a Glance Contract Report for 117234/0001 - Year end March 2017

Name or company name	Cwmtawe Dental Practice Ltd
Contract type name	GDS Contract
Purpose of contract	General and Orthodontic
Contract start date	01/04/2008
Contract end date	

16/17 Contracted general activity (UDA)	11,510
Carry forward general activity (UDA)	0
16/17 Contracted orthodontic activity (UOA)	2,064
Carry forward orthodontic activity (UOA)	0
Baseline contract value	£416,449.07

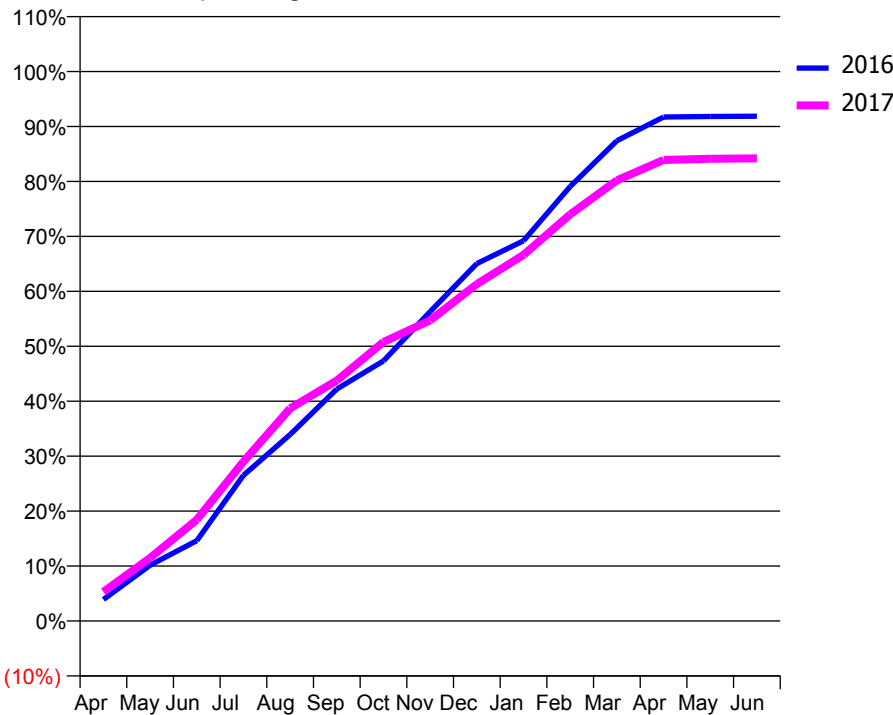
ACCESS*

Patients seen in 24 months	Total	Change since previous quarter
Quarter ending March 2016	4,138	
Quarter ending June 2016	4,071	↓
Quarter ending September 2016	4,090	→
Quarter ending December 2016	4,024	↓
Quarter ending March 2017	3,963	↓
Variance since March 2016	(4.2%)	↓



ACTIVITY

Cumulative percentage of contracted UDA delivered 2016 & 2017



Month	Adjusted Scheduled Activity (UDA)	
	2016	2017
April	452	610
May	1,170	1,322
June	1,682	2,120
July	3,051	3,338
August	3,907	4,455
September	4,857	5,039
October	5,448	5,845
November	6,482	6,297
December	7,487	7,058
January	7,964	7,668
February	9,101	8,517
March	10,060	9,230
April	10,556	9,657
May	10,568	9,683
June	10,575	9,692

QUALITY

	Quantity	Base Number	Contract	LHB	Wales
% of FP17s for the same patient ID Re-attending within 3 months - Children	212	2,411	8.8%	9.8%	11.3%
% of FP17s for the same patient ID Re-attending within 3 months - Adults	423	3,094	13.7%	14.7%	16.7%
% of FP17s for the same patient ID Re-attending between 3 & 9 months - Children	860	2,411	35.7%	53.0%	58.0%
% of FP17s for the same patient ID Re-attending between 3 & 9 months - Adults	1,504	3,094	48.6%	50.1%	53.7%
% of FP17s for Band 1 Urgent Courses	309	4,676	6.6%	9.3%	8.9%
% of FP17s Relating to Free Repair or Replacements	20	4,676	0.4%	0.8%	0.7%
% of FP17s Relating to Continuations	23	4,676	0.5%	0.7%	0.9%
% of Patients satisfied with the dentistry they have received	16	17	94.1%	95.2%	93.9%
% of Patients satisfied with the time they had to wait for an appointment	16	17	94.1%	89.0%	88.4%

* This is based on patients treated on this contract for their most recent course of treatment. Figures in italics indicate the base number of FP17s or Patient Questionnaire responses are less than 100. N/A is shown where the base number of responses is less than 10 during the period. % is calculated as Quantity/Base number*100

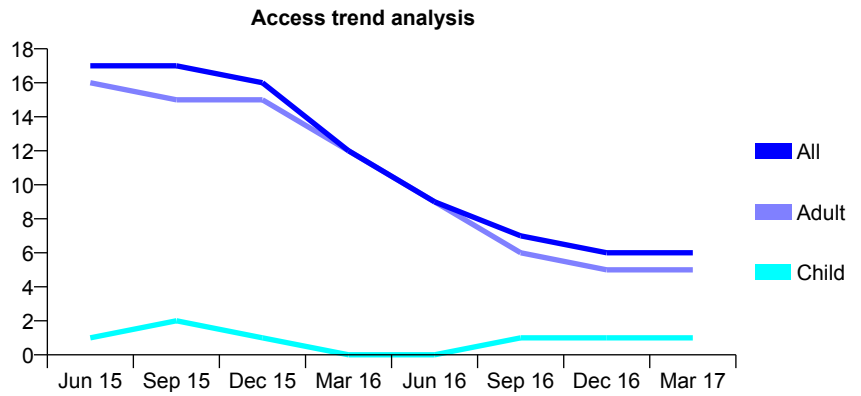
7A3 - Vital Signs At a Glance Contract Report for 117234/0002 - Year end March 2017

Name or company name	Cwmtawe Dental Practice Ltd
Contract type name	GDS Contract
Purpose of contract	General
Contract start date	01/04/2009
Contract end date	31/10/2016

16/17 Contracted general activity (UDA)	111
Carry forward general activity (UDA)	0
16/17 Contracted orthodontic activity (UOA)	0
Carry forward orthodontic activity (UOA)	0
Baseline contract value	£5,555.20

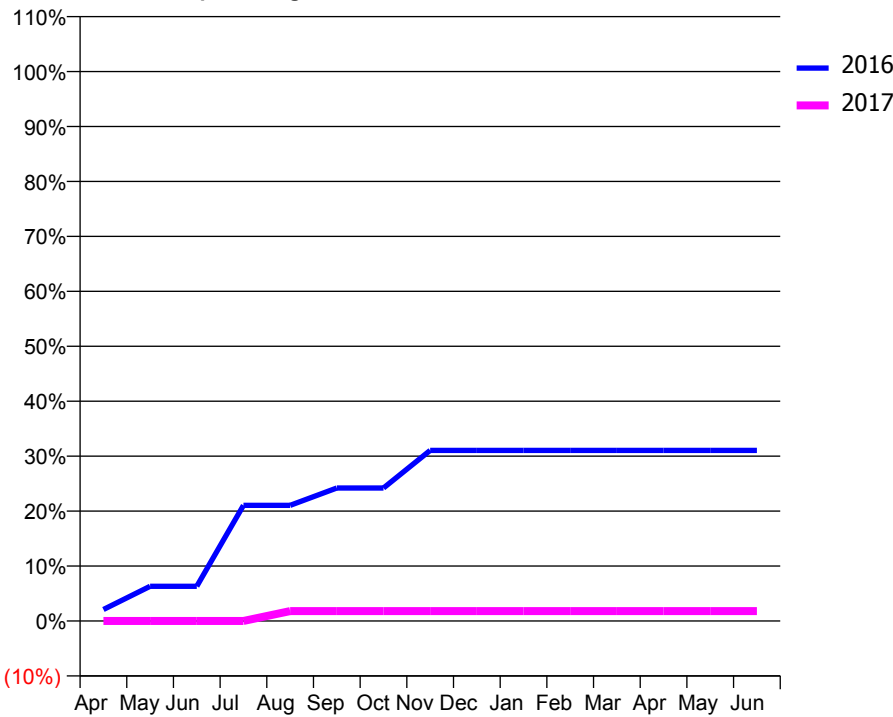
ACCESS*

Patients seen in 24 months	Total	Change since previous quarter
Quarter ending March 2016	12	
Quarter ending June 2016	9	↓
Quarter ending September 2016	7	↓
Quarter ending December 2016	6	↓
Quarter ending March 2017	6	→
Variance since March 2016	(50.0%)	↓



ACTIVITY

Cumulative percentage of contracted UDA delivered 2016 & 2017



Month	Adjusted Scheduled Activity (UDA)	
	2016	2017
April	4	0
May	12	0
June	12	0
July	40	0
August	40	2
September	46	2
October	46	2
November	59	2
December	59	2
January	59	2
February	59	2
March	59	2
April	59	2
May	59	2
June	59	2

QUALITY

	Quantity	Base Number	Contract	LHB	Wales
% of FP17s for the same patient ID Re-attending within 3 months - Children	0	1	0.0%	9.8%	11.3%
% of FP17s for the same patient ID Re-attending within 3 months - Adults	0	1	0.0%	14.7%	16.7%
% of FP17s for the same patient ID Re-attending between 3 & 9 months - Children	0	1	0.0%	53.0%	58.0%
% of FP17s for the same patient ID Re-attending between 3 & 9 months - Adults	0	1	0.0%	50.1%	53.7%
% of FP17s for Band 1 Urgent Courses	0	2	0.0%	9.3%	8.9%
% of FP17s Relating to Free Repair or Replacements	0	2	0.0%	0.8%	0.7%
% of FP17s Relating to Continuations	0	2	0.0%	0.7%	0.9%
% of Patients satisfied with the dentistry they have received	0	0	N/A	95.2%	93.9%
% of Patients satisfied with the time they had to wait for an appointment	0	0	N/A	89.0%	88.4%

* This is based on patients treated on this contract for their most recent course of treatment. Figures in italics indicate the base number of FP17s or Patient Questionnaire responses are less than 100. N/A is shown where the base number of responses is less than 10 during the period. % is calculated as Quantity/Base number*100

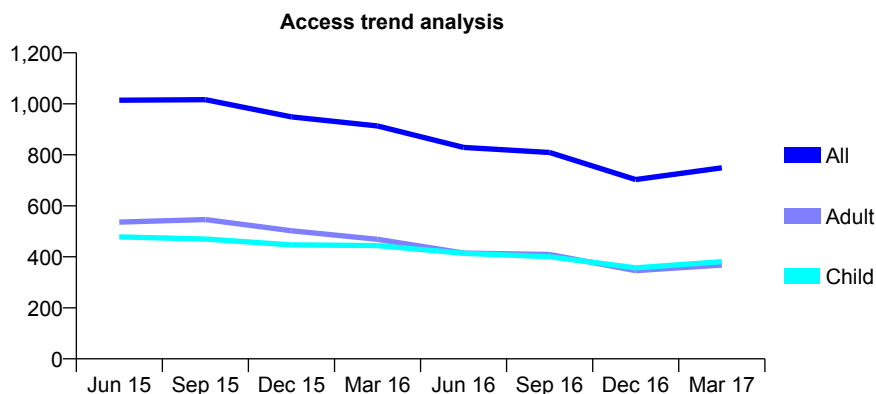
7A3 - Vital Signs At a Glance Contract Report for 121185/0001 - Year end March 2017

Name or company name	Brynhafod Dental Practice Limited
Contract type name	GDS Contract
Purpose of contract	General
Contract start date	01/09/2011
Contract end date	

16/17 Contracted general activity (UDA)	1,743
Carry forward general activity (UDA)	0
16/17 Contracted orthodontic activity (UOA)	0
Carry forward orthodontic activity (UOA)	0
Baseline contract value	£48,371.43

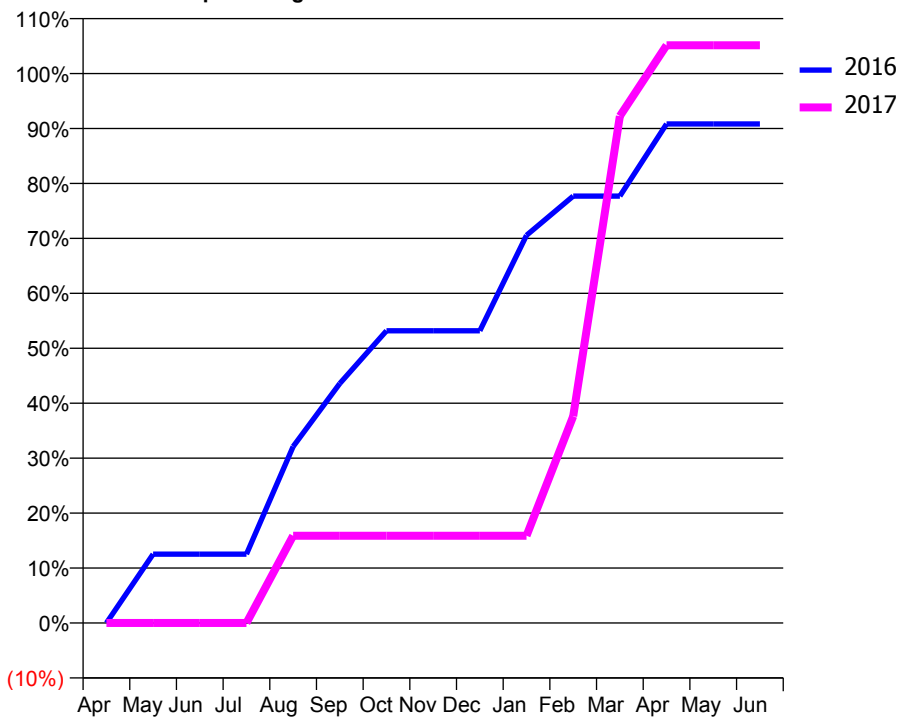
ACCESS*

Patients seen in 24 months	Total	Change since previous quarter
Quarter ending March 2016	913	
Quarter ending June 2016	829	↓
Quarter ending September 2016	809	↓
Quarter ending December 2016	703	↓
Quarter ending March 2017	749	↑
Variance since March 2016	(18.0%)	↓



ACTIVITY

Cumulative percentage of contracted UDA delivered 2016 & 2017



Month	Adjusted Scheduled Activity (UDA)	
	2016	2017
April	0	0
May	218	0
June	218	0
July	218	0
August	560	277
September	760	277
October	927	277
November	927	277
December	927	277
January	1,230	277
February	1,354	656
March	1,354	1,608
April	1,583	1,832
May	1,583	1,832
June	1,583	1,832

QUALITY

	Quantity	Base Number	Contract	LHB	Wales
% of FP17s for the same patient ID Re-attending within 3 months - Children	26	597	4.4%	9.8%	11.3%
% of FP17s for the same patient ID Re-attending within 3 months - Adults	43	435	9.9%	14.7%	16.7%
% of FP17s for the same patient ID Re-attending between 3 & 9 months - Children	365	597	61.1%	53.0%	58.0%
% of FP17s for the same patient ID Re-attending between 3 & 9 months - Adults	194	435	44.6%	50.1%	53.7%
% of FP17s for Band 1 Urgent Courses	42	902	4.7%	9.3%	8.9%
% of FP17s Relating to Free Repair or Replacements	0	902	0.0%	0.8%	0.7%
% of FP17s Relating to Continuations	11	902	1.2%	0.7%	0.9%
% of Patients satisfied with the dentistry they have received	0	0	N/A	95.2%	93.9%
% of Patients satisfied with the time they had to wait for an appointment	0	0	N/A	89.0%	88.4%

* This is based on patients treated on this contract for their most recent course of treatment. Figures in italics indicate the base number of FP17s or Patient Questionnaire responses are less than 100. N/A is shown where the base number of responses is less than 10 during the period. % is calculated as Quantity/Base number*100

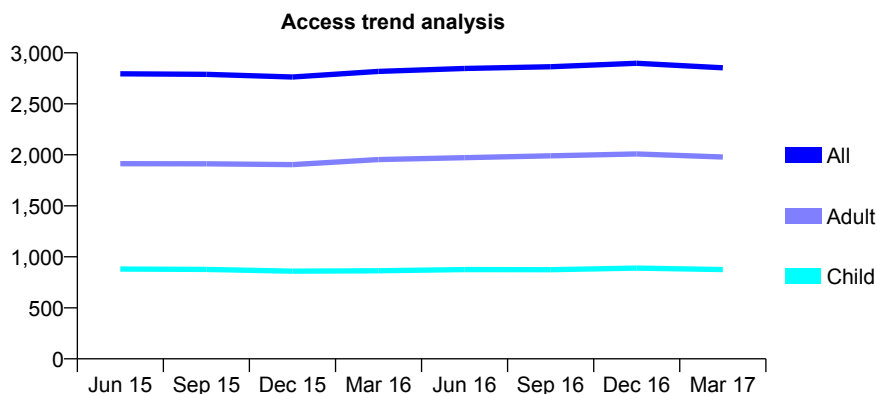
7A3 - Vital Signs At a Glance Contract Report for 123641/0001 - Year end March 2017

Name or company name	Griffiths & Middleton
Contract type name	GDS Contract
Purpose of contract	General
Contract start date	01/11/2012
Contract end date	

16/17 Contracted general activity (UDA)	8,335
Carry forward general activity (UDA)	207
16/17 Contracted orthodontic activity (UOA)	0
Carry forward orthodontic activity (UOA)	0
Baseline contract value	£212,874.41

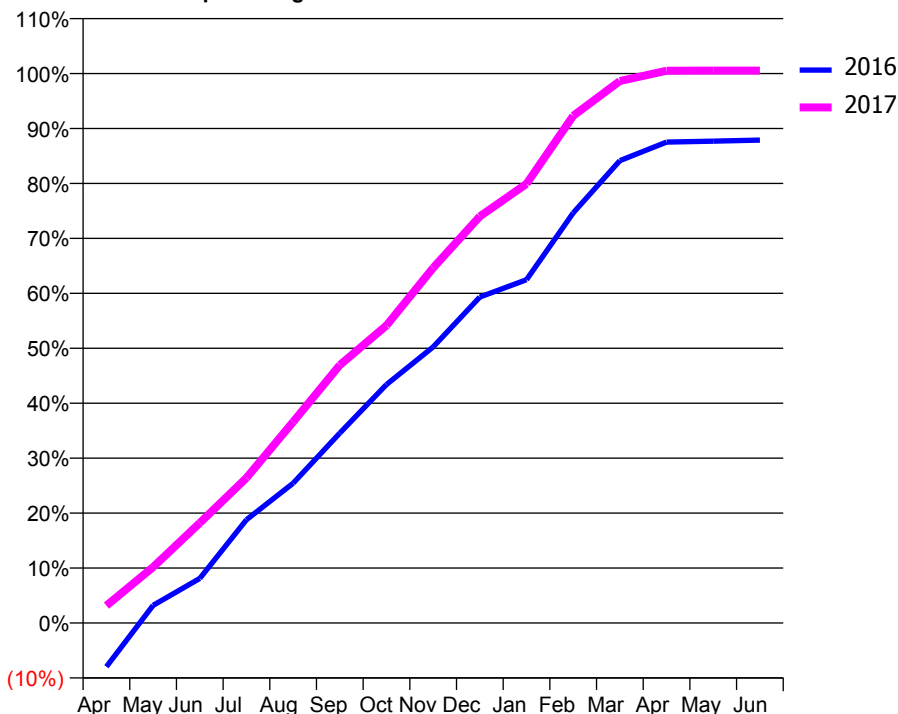
ACCESS*

Patients seen in 24 months	Total	Change since previous quarter
Quarter ending March 2016	2,817	
Quarter ending June 2016	2,847	→
Quarter ending September 2016	2,864	→
Quarter ending December 2016	2,898	→
Quarter ending March 2017	2,853	↓
Variance since March 2016	1.3%	→



ACTIVITY

Cumulative percentage of contracted UDA delivered 2016 & 2017



Month	Adjusted Scheduled Activity (UDA)	
	2016	2017
April	-665	265
May	267	849
June	677	1,518
July	1,566	2,202
August	2,120	3,052
September	2,881	3,912
October	3,618	4,513
November	4,188	5,387
December	4,945	6,167
January	5,207	6,661
February	6,221	7,693
March	7,013	8,221
April	7,296	8,376
May	7,310	8,378
June	7,326	8,379

QUALITY

	Quantity	Base Number	Contract	LHB	Wales
% of FP17s for the same patient ID Re-attending within 3 months - Children	126	1,391	9.1%	9.8%	11.3%
% of FP17s for the same patient ID Re-attending within 3 months - Adults	650	3,069	21.2%	14.7%	16.7%
% of FP17s for the same patient ID Re-attending between 3 & 9 months - Children	771	1,391	55.4%	53.0%	58.0%
% of FP17s for the same patient ID Re-attending between 3 & 9 months - Adults	1,533	3,069	50.0%	50.1%	53.7%
% of FP17s for Band 1 Urgent Courses	587	4,301	13.6%	9.3%	8.9%
% of FP17s Relating to Free Repair or Replacements	61	4,301	1.4%	0.8%	0.7%
% of FP17s Relating to Continuations	40	4,301	0.9%	0.7%	0.9%
% of Patients satisfied with the dentistry they have received	16	16	100.0%	95.2%	93.9%
% of Patients satisfied with the time they had to wait for an appointment	15	16	93.8%	89.0%	88.4%

* This is based on patients treated on this contract for their most recent course of treatment. Figures in italics indicate the base number of FP17s or Patient Questionnaire responses are less than 100. N/A is shown where the base number of responses is less than 10 during the period. % is calculated as Quantity/Base number*100

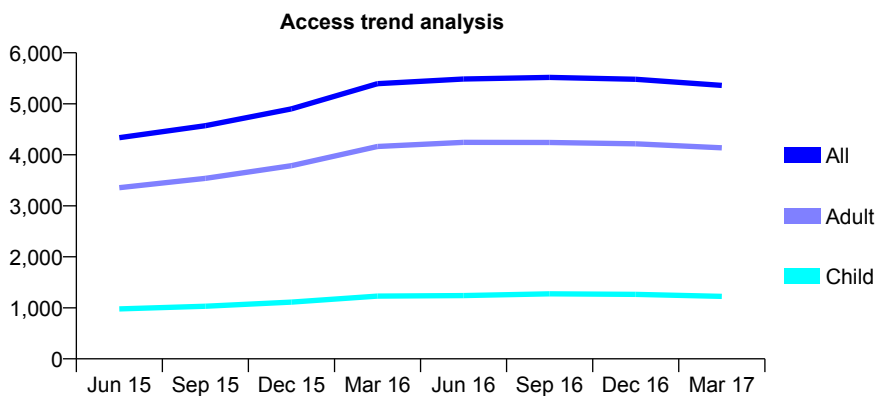
7A3 - Vital Signs At a Glance Contract Report for 125474/0001 - Year end March 2017

Name or company name	Talbot Street Dental Surgery
Contract type name	GDS Contract
Purpose of contract	General
Contract start date	01/04/2014
Contract end date	

16/17 Contracted general activity (UDA)	15,259
Carry forward general activity (UDA)	0
16/17 Contracted orthodontic activity (UOA)	0
Carry forward orthodontic activity (UOA)	0
Baseline contract value	£335,729.16

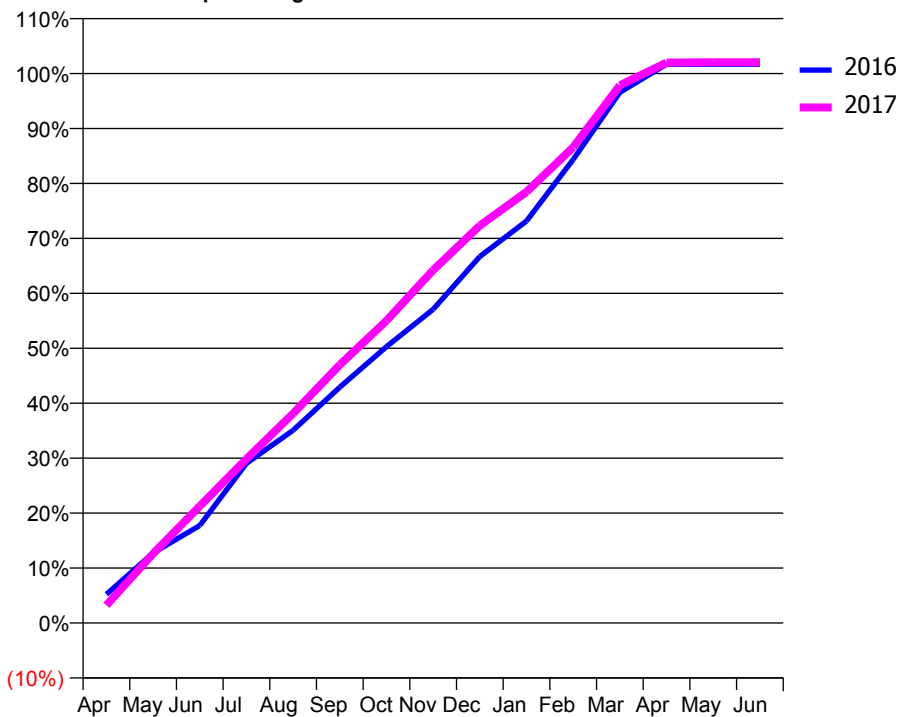
ACCESS*

Patients seen in 24 months	Total	Change since previous quarter
Quarter ending March 2016	5,394	
Quarter ending June 2016	5,486	→
Quarter ending September 2016	5,518	→
Quarter ending December 2016	5,481	→
Quarter ending March 2017	5,362	↓
Variance since March 2016	(0.6%)	→



ACTIVITY

Cumulative percentage of contracted UDA delivered 2016 & 2017



Month	Adjusted Scheduled Activity (UDA)	
	2016	2017
April	798	496
May	1,946	1,929
June	2,710	3,244
July	4,433	4,558
August	5,354	5,819
September	6,550	7,172
October	7,673	8,398
November	8,713	9,800
December	10,177	11,035
January	11,163	11,972
February	12,872	13,212
March	14,736	14,931
April	15,518	15,561
May	15,515	15,573
June	15,515	15,573

QUALITY

	Quantity	Base Number	Contract	LHB	Wales
% of FP17s for the same patient ID Re-attending within 3 months - Children	107	1,678	6.4%	9.8%	11.3%
% of FP17s for the same patient ID Re-attending within 3 months - Adults	903	5,913	15.3%	14.7%	16.7%
% of FP17s for the same patient ID Re-attending between 3 & 9 months - Children	835	1,678	49.8%	53.0%	58.0%
% of FP17s for the same patient ID Re-attending between 3 & 9 months - Adults	3,167	5,913	53.6%	50.1%	53.7%
% of FP17s for Band 1 Urgent Courses	669	7,544	8.9%	9.3%	8.9%
% of FP17s Relating to Free Repair or Replacements	37	7,544	0.5%	0.8%	0.7%
% of FP17s Relating to Continuations	181	7,544	2.4%	0.7%	0.9%
% of Patients satisfied with the dentistry they have received	35	37	94.6%	95.2%	93.9%
% of Patients satisfied with the time they had to wait for an appointment	30	37	81.1%	89.0%	88.4%

* This is based on patients treated on this contract for their most recent course of treatment. Figures in italics indicate the base number of FP17s or Patient Questionnaire responses are less than 100. N/A is shown where the base number of responses is less than 10 during the period. % is calculated as Quantity/Base number*100

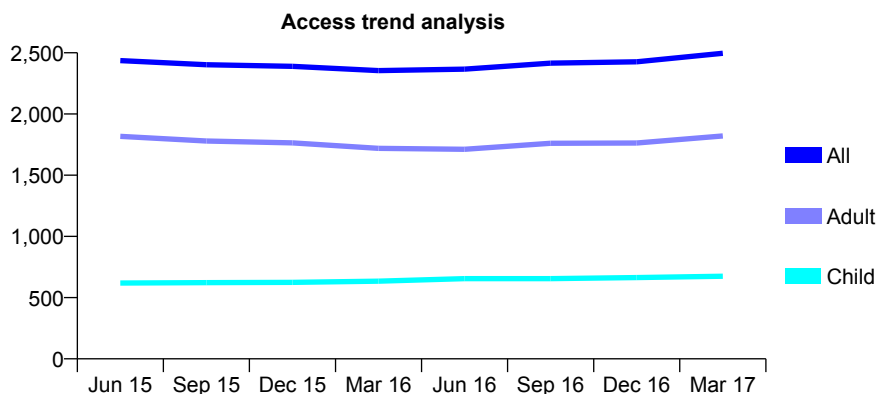
7A3 - Vital Signs At a Glance Contract Report for 127590/0001 - Year end March 2017

Name or company name	Penclawdd Dental Practice
Contract type name	GDS Contract
Purpose of contract	General
Contract start date	01/01/2011
Contract end date	

16/17 Contracted general activity (UDA)	5,810
Carry forward general activity (UDA)	300
16/17 Contracted orthodontic activity (UOA)	0
Carry forward orthodontic activity (UOA)	0
Baseline contract value	£140,370.79

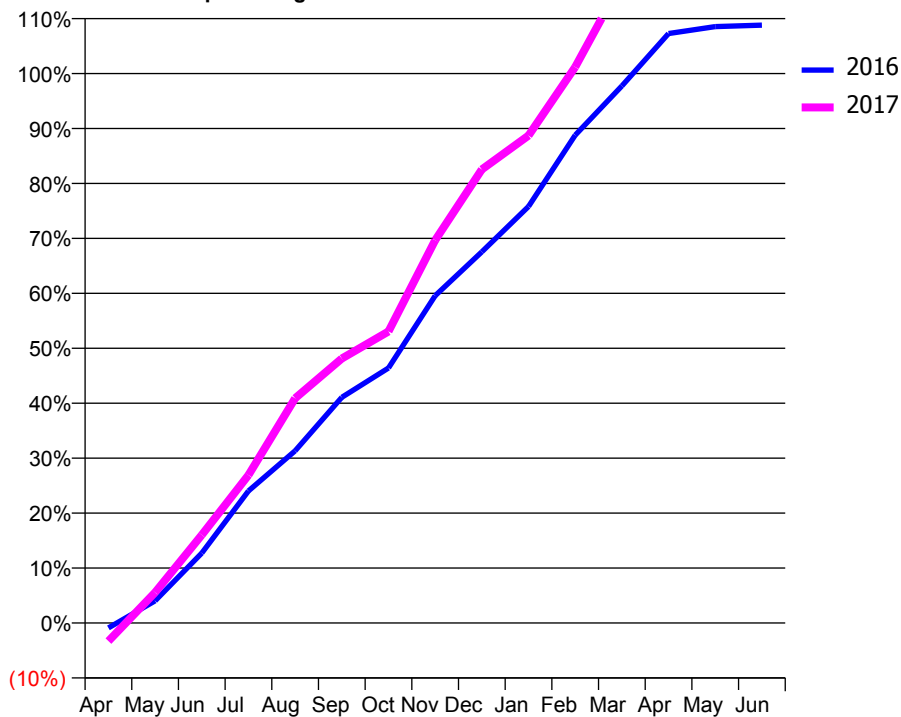
ACCESS*

Patients seen in 24 months	Total	Change since previous quarter
Quarter ending March 2016	2,355	
Quarter ending June 2016	2,367	→
Quarter ending September 2016	2,416	↑
Quarter ending December 2016	2,427	→
Quarter ending March 2017	2,496	↑
Variance since March 2016	6.0%	↑



ACTIVITY

Cumulative percentage of contracted UDA delivered 2016 & 2017



Adjusted Scheduled Activity (UDA)

Month	2016	2017
April	-53	-193
May	235	323
June	740	932
July	1,397	1,564
August	1,821	2,377
September	2,387	2,796
October	2,696	3,083
November	3,460	4,047
December	3,924	4,796
January	4,404	5,155
February	5,159	5,878
March	5,678	6,785
April	6,233	7,402
May	6,305	7,402
June	6,321	7,436

QUALITY

	Quantity	Base Number	Contract	LHB	Wales
% of FP17s for the same patient ID Re-attending within 3 months - Children	59	963	6.1%	9.8%	11.3%
% of FP17s for the same patient ID Re-attending within 3 months - Adults	273	2,479	11.0%	14.7%	16.7%
% of FP17s for the same patient ID Re-attending between 3 & 9 months - Children	486	963	50.5%	53.0%	58.0%
% of FP17s for the same patient ID Re-attending between 3 & 9 months - Adults	1,144	2,479	46.1%	50.1%	53.7%
% of FP17s for Band 1 Urgent Courses	431	3,455	12.5%	9.3%	8.9%
% of FP17s Relating to Free Repair or Replacements	41	3,455	1.2%	0.8%	0.7%
% of FP17s Relating to Continuations	9	3,455	0.3%	0.7%	0.9%
% of Patients satisfied with the dentistry they have received	17	17	100.0%	95.2%	93.9%
% of Patients satisfied with the time they had to wait for an appointment	16	17	94.1%	89.0%	88.4%

* This is based on patients treated on this contract for their most recent course of treatment. Figures in italics indicate the base number of FP17s or Patient Questionnaire responses are less than 100. N/A is shown where the base number of responses is less than 10 during the period. % is calculated as Quantity/Base number*100

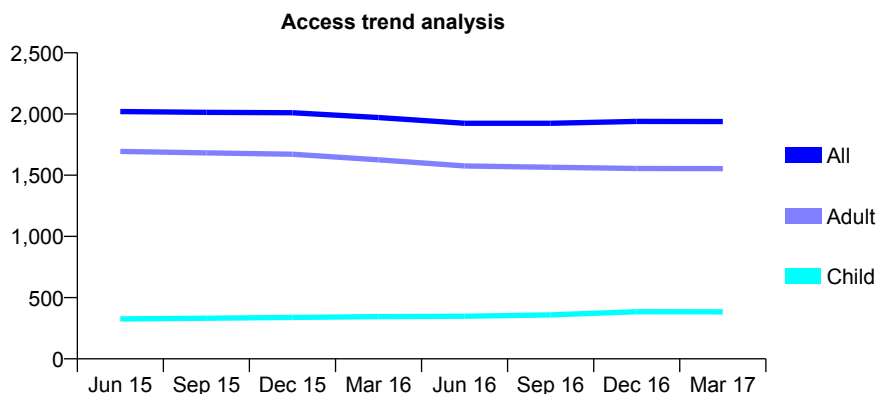
7A3 - Vital Signs At a Glance Contract Report for 128406/0001 - Year end March 2017

Name or company name	Dr Philip Welch
Contract type name	GDS Contract
Purpose of contract	General
Contract start date	01/05/2012
Contract end date	

16/17 Contracted general activity (UDA)	6,869
Carry forward general activity (UDA)	0
16/17 Contracted orthodontic activity (UOA)	0
Carry forward orthodontic activity (UOA)	0
Baseline contract value	£176,560.26

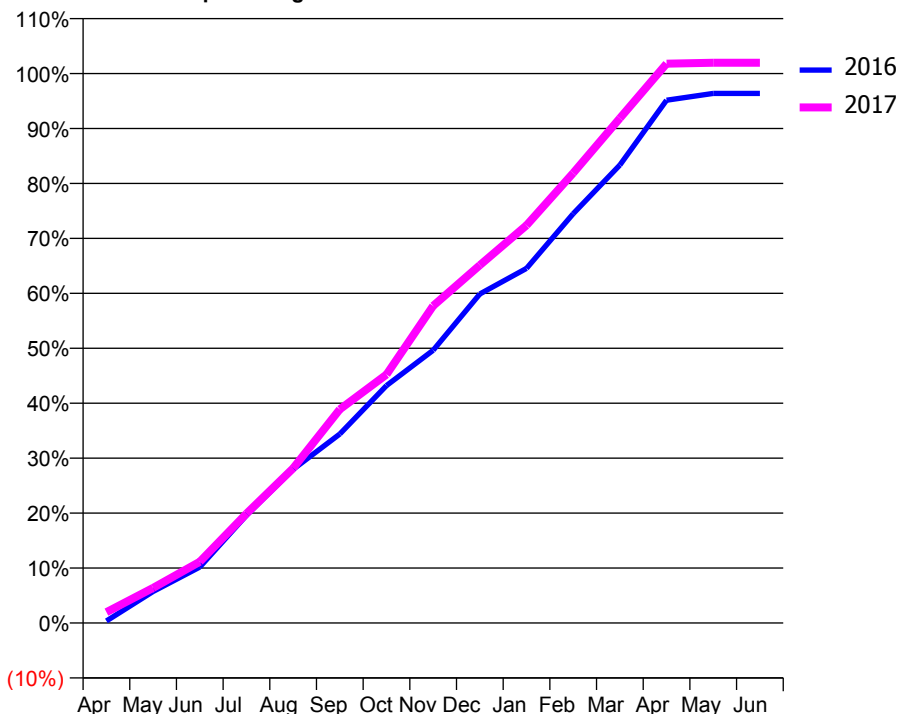
ACCESS*

Patients seen in 24 months	Total	Change since previous quarter
Quarter ending March 2016	1,971	
Quarter ending June 2016	1,924	↓
Quarter ending September 2016	1,924	→
Quarter ending December 2016	1,940	→
Quarter ending March 2017	1,938	→
Variance since March 2016	(1.7%)	↓



ACTIVITY

Cumulative percentage of contracted UDA delivered 2016 & 2017



Month	Adjusted Scheduled Activity (UDA)	
	2016	2017
April	26	135
May	395	440
June	700	765
July	1,346	1,368
August	1,922	1,934
September	2,363	2,671
October	2,968	3,106
November	3,409	3,965
December	4,114	4,474
January	4,433	4,971
February	5,117	5,626
March	5,724	6,311
April	6,535	6,992
May	6,621	7,004
June	6,621	7,004

QUALITY

	Quantity	Base Number	Contract	LHB	Wales
% of FP17s for the same patient ID Re-attending within 3 months - Children	68	546	12.5%	9.8%	11.3%
% of FP17s for the same patient ID Re-attending within 3 months - Adults	519	2,525	20.6%	14.7%	16.7%
% of FP17s for the same patient ID Re-attending between 3 & 9 months - Children	218	546	39.9%	53.0%	58.0%
% of FP17s for the same patient ID Re-attending between 3 & 9 months - Adults	1,265	2,525	50.1%	50.1%	53.7%
% of FP17s for Band 1 Urgent Courses	360	2,933	12.3%	9.3%	8.9%
% of FP17s Relating to Free Repair or Replacements	27	2,933	0.9%	0.8%	0.7%
% of FP17s Relating to Continuations	42	2,933	1.4%	0.7%	0.9%
% of Patients satisfied with the dentistry they have received	15	17	88.2%	95.2%	93.9%
% of Patients satisfied with the time they had to wait for an appointment	15	17	88.2%	89.0%	88.4%

* This is based on patients treated on this contract for their most recent course of treatment. Figures in italics indicate the base number of FP17s or Patient Questionnaire responses are less than 100. N/A is shown where the base number of responses is less than 10 during the period. % is calculated as Quantity/Base number*100

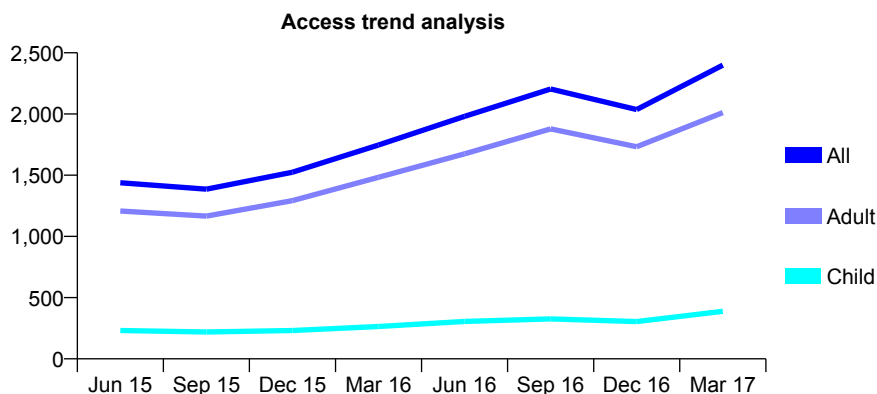
7A3 - Vital Signs At a Glance Contract Report for 129011/0001 - Year end March 2017

Name or company name	Dental Teaching Unit
Contract type name	PDS Contract
Purpose of contract	General
Contract start date	04/08/2010
Contract end date	03/08/2020

16/17 Contracted general activity (UDA)	4,693
Carry forward general activity (UDA)	0
16/17 Contracted orthodontic activity (UOA)	0
Carry forward orthodontic activity (UOA)	0
Baseline contract value	£0.00

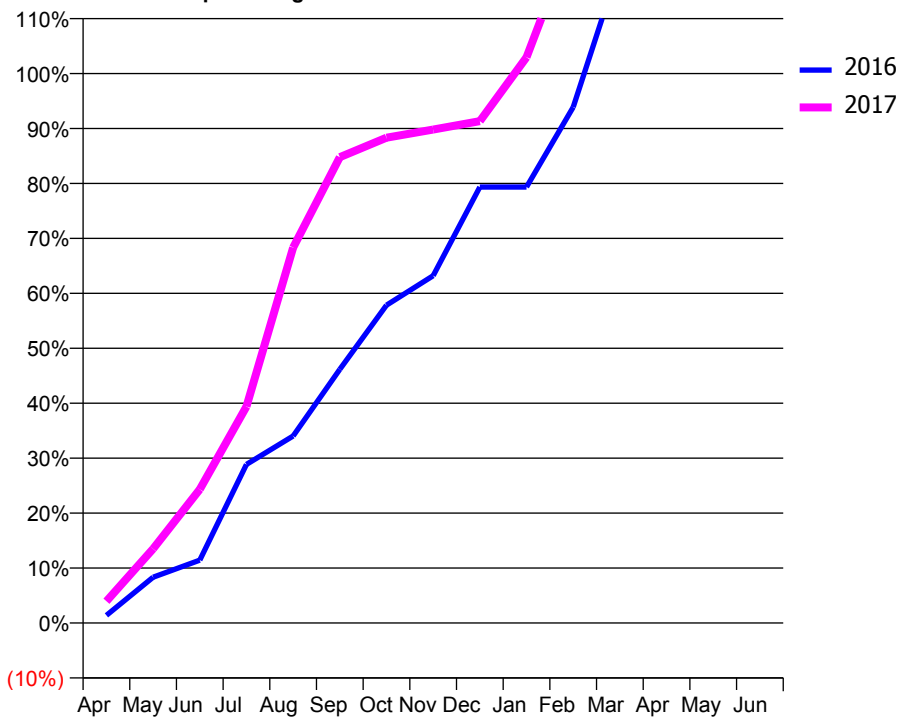
ACCESS*

Patients seen in 24 months	Total	Change since previous quarter
Quarter ending March 2016	1,747	
Quarter ending June 2016	1,981	↑
Quarter ending September 2016	2,204	↑
Quarter ending December 2016	2,037	↓
Quarter ending March 2017	2,399	↑
Variance since March 2016	37.3%	↑



ACTIVITY

Cumulative percentage of contracted UDA delivered 2016 & 2017



Month	Adjusted Scheduled Activity (UDA)	
	2016	2017
April	65	186
May	391	634
June	536	1,141
July	1,355	1,849
August	1,597	3,206
September	2,167	3,978
October	2,715	4,145
November	2,967	4,214
December	3,724	4,286
January	3,724	4,832
February	4,406	5,873
March	5,625	6,846
April	5,973	7,162
May	6,142	7,287
June	6,202	7,324

QUALITY

	Quantity	Base Number	Contract	LHB	Wales
% of FP17s for the same patient ID Re-attending within 3 months - Children	41	500	8.2%	9.8%	11.3%
% of FP17s for the same patient ID Re-attending within 3 months - Adults	318	2,263	14.1%	14.7%	16.7%
% of FP17s for the same patient ID Re-attending between 3 & 9 months - Children	153	500	30.6%	53.0%	58.0%
% of FP17s for the same patient ID Re-attending between 3 & 9 months - Adults	455	2,263	20.1%	50.1%	53.7%
% of FP17s for Band 1 Urgent Courses	1,040	2,767	37.6%	9.3%	8.9%
% of FP17s Relating to Free Repair or Replacements	5	2,767	0.2%	0.8%	0.7%
% of FP17s Relating to Continuations	9	2,767	0.3%	0.7%	0.9%
% of Patients satisfied with the dentistry they have received	5	5	N/A	95.2%	93.9%
% of Patients satisfied with the time they had to wait for an appointment	5	5	N/A	89.0%	88.4%

* This is based on patients treated on this contract for their most recent course of treatment. Figures in italics indicate the base number of FP17s or Patient Questionnaire responses are less than 100. N/A is shown where the base number of responses is less than 10 during the period. % is calculated as Quantity/Base number*100

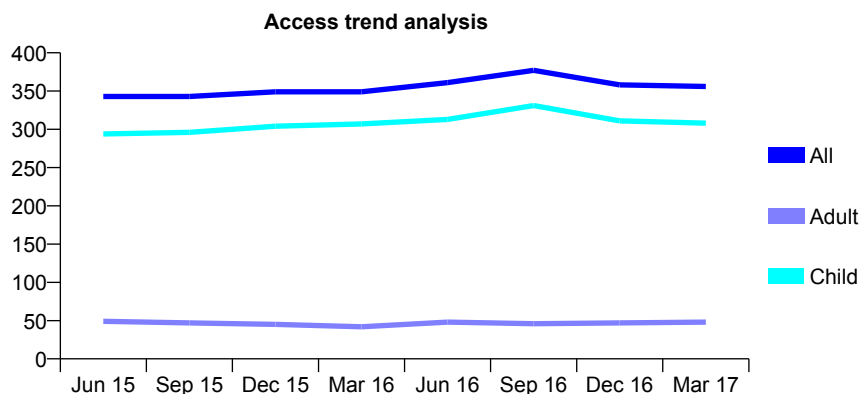
7A3 - Vital Signs At a Glance Contract Report for 136743/0001 - Year end March 2017

Name or company name	Dr Webster & Dr Close
Contract type name	GDS Contract
Purpose of contract	General
Contract start date	07/06/2013
Contract end date	

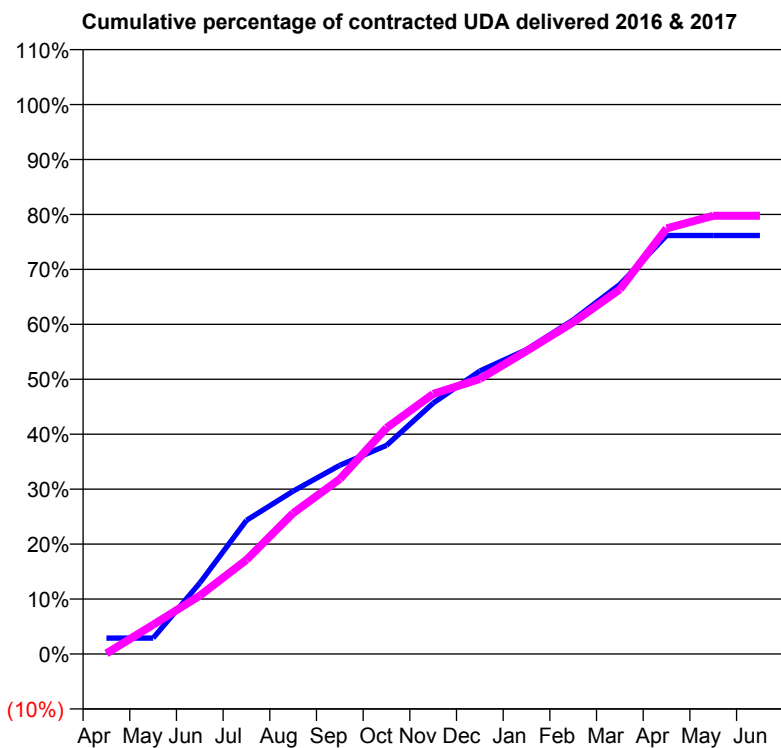
16/17 Contracted general activity (UDA)	1,000
Carry forward general activity (UDA)	0
16/17 Contracted orthodontic activity (UOA)	0
Carry forward orthodontic activity (UOA)	0
Baseline contract value	£21,938.70

ACCESS*

Patients seen in 24 months	Total	Change since previous quarter
Quarter ending March 2016	349	
Quarter ending June 2016	361	↑
Quarter ending September 2016	377	↑
Quarter ending December 2016	358	↓
Quarter ending March 2017	356	→
Variance since March 2016	2.0%	↑



ACTIVITY



Month	Adjusted Scheduled Activity (UDA)	
	2016	2017
April	29	1
May	29	53
June	129	106
July	243	171
August	296	256
September	344	318
October	380	411
November	457	473
December	515	500
January	554	551
February	608	604
March	673	664
April	762	775
May	762	798
June	762	798

QUALITY

	Quantity	Base Number	Contract	LHB	Wales
% of FP17s for the same patient ID Re-attending within 3 months - Children	18	452	4.0%	9.8%	11.3%
% of FP17s for the same patient ID Re-attending within 3 months - Adults	1	23	4.3%	14.7%	16.7%
% of FP17s for the same patient ID Re-attending between 3 & 9 months - Children	257	452	56.9%	53.0%	58.0%
% of FP17s for the same patient ID Re-attending between 3 & 9 months - Adults	16	23	69.6%	50.1%	53.7%
% of FP17s for Band 1 Urgent Courses	3	491	0.6%	9.3%	8.9%
% of FP17s Relating to Free Repair or Replacements	0	491	0.0%	0.8%	0.7%
% of FP17s Relating to Continuations	0	491	0.0%	0.7%	0.9%
% of Patients satisfied with the dentistry they have received	1	2	N/A	95.2%	93.9%
% of Patients satisfied with the time they had to wait for an appointment	2	2	N/A	89.0%	88.4%

* This is based on patients treated on this contract for their most recent course of treatment. Figures in italics indicate the base number of FP17s or Patient Questionnaire responses are less than 100. N/A is shown where the base number of responses is less than 10 during the period. % is calculated as Quantity/Base number*100

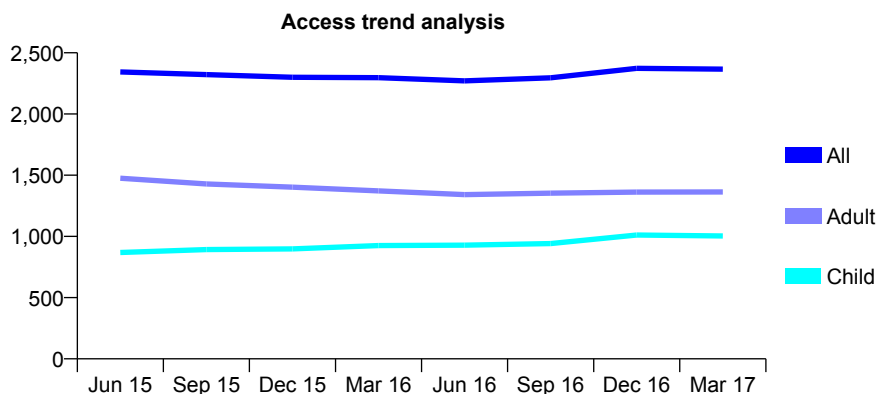
7A3 - Vital Signs At a Glance Contract Report for 142301/0001 - Year end March 2017

Name or company name	Gower Healthcare Ltd
Contract type name	GDS Contract
Purpose of contract	General
Contract start date	01/04/2009
Contract end date	

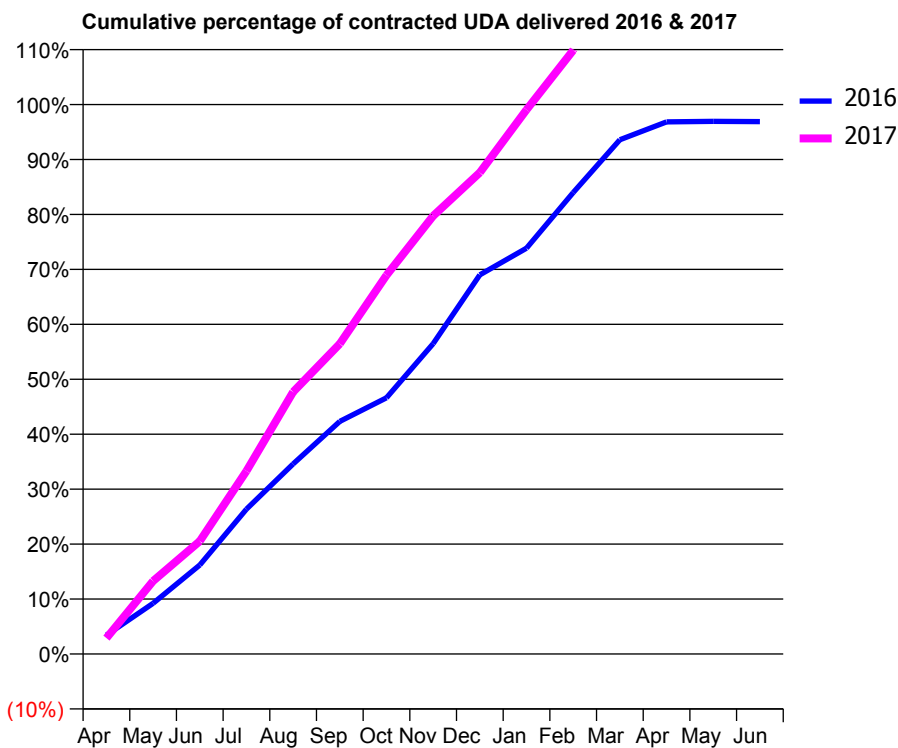
16/17 Contracted general activity (UDA)	7,100
Carry forward general activity (UDA)	0
16/17 Contracted orthodontic activity (UOA)	0
Carry forward orthodontic activity (UOA)	0
Baseline contract value	£158,898.00

ACCESS*

Patients seen in 24 months	Total	Change since previous quarter
Quarter ending March 2016	2,297	
Quarter ending June 2016	2,271	↓
Quarter ending September 2016	2,296	→
Quarter ending December 2016	2,373	↑
Quarter ending March 2017	2,367	→
Variance since March 2016	3.0%	↑



ACTIVITY



Month	Adjusted Scheduled Activity (UDA)	
	2016	2017
April	274	206
May	738	943
June	1,296	1,459
July	2,110	2,365
August	2,767	3,387
September	3,386	4,008
October	3,731	4,894
November	4,519	5,661
December	5,520	6,221
January	5,909	7,032
February	6,719	7,801
March	7,487	8,760
April	7,747	9,174
May	7,754	9,184
June	7,751	9,185

QUALITY

	Quantity	Base Number	Contract	LHB	Wales
% of FP17s for the same patient ID Re-attending within 3 months - Children	91	1,659	5.5%	9.8%	11.3%
% of FP17s for the same patient ID Re-attending within 3 months - Adults	371	2,067	17.9%	14.7%	16.7%
% of FP17s for the same patient ID Re-attending between 3 & 9 months - Children	1,104	1,659	66.5%	53.0%	58.0%
% of FP17s for the same patient ID Re-attending between 3 & 9 months - Adults	1,134	2,067	54.9%	50.1%	53.7%
% of FP17s for Band 1 Urgent Courses	189	3,796	5.0%	9.3%	8.9%
% of FP17s Relating to Free Repair or Replacements	8	3,796	0.2%	0.8%	0.7%
% of FP17s Relating to Continuations	2	3,796	0.1%	0.7%	0.9%
% of Patients satisfied with the dentistry they have received	7	8	N/A	95.2%	93.9%
% of Patients satisfied with the time they had to wait for an appointment	8	8	N/A	89.0%	88.4%

* This is based on patients treated on this contract for their most recent course of treatment. Figures in italics indicate the base number of FP17s or Patient Questionnaire responses are less than 100. N/A is shown where the base number of responses is less than 10 during the period. % is calculated as Quantity/Base number*100

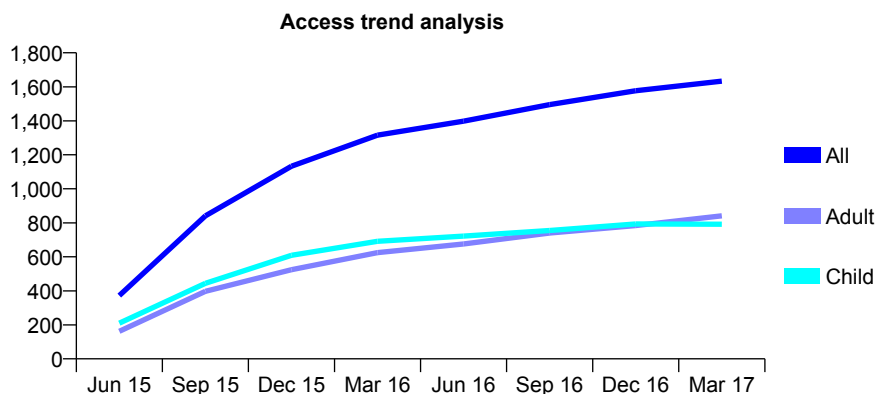
7A3 - Vital Signs At a Glance Contract Report for 143200/0001 - Year end March 2017

Name or company name	Rhys Griffiths Ltd
Contract type name	GDS Contract
Purpose of contract	General
Contract start date	01/04/2015
Contract end date	

16/17 Contracted general activity (UDA)	3,500
Carry forward general activity (UDA)	0
16/17 Contracted orthodontic activity (UOA)	0
Carry forward orthodontic activity (UOA)	0
Baseline contract value	£84,875.00

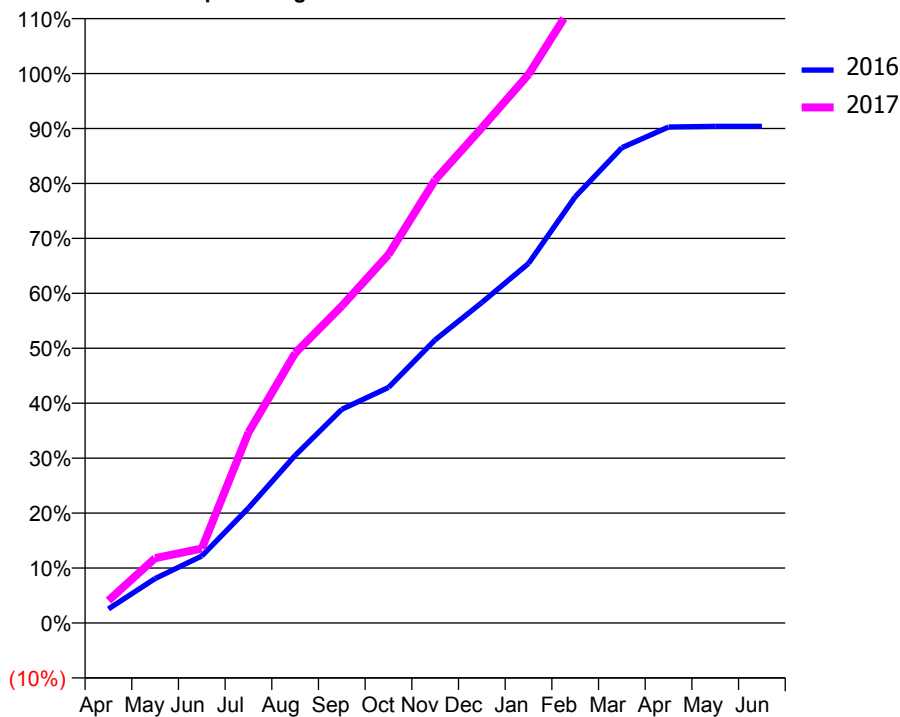
ACCESS*

Patients seen in 24 months	Total	Change since previous quarter
Quarter ending March 2016	1,316	
Quarter ending June 2016	1,398	↑
Quarter ending September 2016	1,495	↑
Quarter ending December 2016	1,577	↑
Quarter ending March 2017	1,633	↑
Variance since March 2016	24.1%	↑



ACTIVITY

Cumulative percentage of contracted UDA delivered 2016 & 2017



Month	Adjusted Scheduled Activity (UDA)	
	2016	2017
April	131	143
May	417	413
June	627	474
July	1,077	1,213
August	1,568	1,718
September	2,000	2,019
October	2,205	2,346
November	2,650	2,823
December	3,000	3,154
January	3,365	3,494
February	3,990	3,963
March	4,449	4,391
April	4,644	4,599
May	4,650	4,610
June	4,650	4,625

QUALITY

	Quantity	Base Number	Contract	LHB	Wales
% of FP17s for the same patient ID Re-attending within 3 months - Children	93	1,006	9.2%	9.8%	11.3%
% of FP17s for the same patient ID Re-attending within 3 months - Adults	215	982	21.9%	14.7%	16.7%
% of FP17s for the same patient ID Re-attending between 3 & 9 months - Children	481	1,006	47.8%	53.0%	58.0%
% of FP17s for the same patient ID Re-attending between 3 & 9 months - Adults	434	982	44.2%	50.1%	53.7%
% of FP17s for Band 1 Urgent Courses	251	2,012	12.5%	9.3%	8.9%
% of FP17s Relating to Free Repair or Replacements	4	2,012	0.2%	0.8%	0.7%
% of FP17s Relating to Continuations	4	2,012	0.2%	0.7%	0.9%
% of Patients satisfied with the dentistry they have received	7	7	N/A	95.2%	93.9%
% of Patients satisfied with the time they had to wait for an appointment	7	7	N/A	89.0%	88.4%

* This is based on patients treated on this contract for their most recent course of treatment. Figures in italics indicate the base number of FP17s or Patient Questionnaire responses are less than 100. N/A is shown where the base number of responses is less than 10 during the period. % is calculated as Quantity/Base number*100

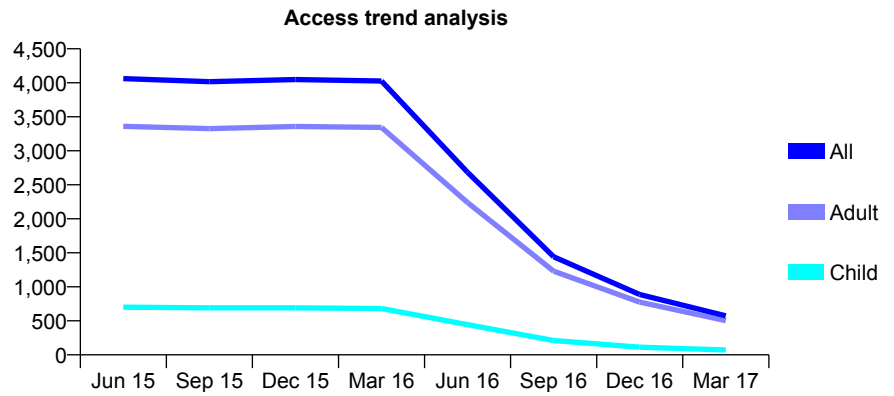
7A3 - Vital Signs At a Glance Contract Report for 144762/0001 - Year end March 2017

Name or company name	Stemray
Contract type name	GDS Contract
Purpose of contract	General
Contract start date	01/07/2013
Contract end date	06/04/2016

16/17 Contracted general activity (UDA)	202
Carry forward general activity (UDA)	0
16/17 Contracted orthodontic activity (UOA)	0
Carry forward orthodontic activity (UOA)	0
Baseline contract value	£4,526.53

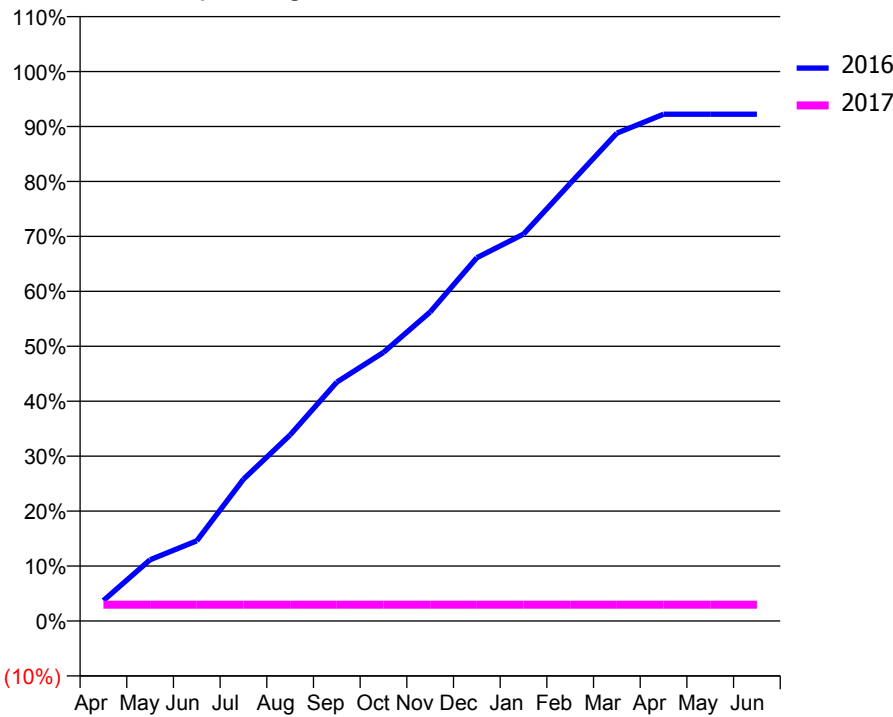
ACCESS*

Patients seen in 24 months	Total	Change since previous quarter
Quarter ending March 2016	4,027	
Quarter ending June 2016	2,683	↓
Quarter ending September 2016	1,442	↓
Quarter ending December 2016	887	↓
Quarter ending March 2017	573	↓
Variance since March 2016	(85.8%)	↓



ACTIVITY

Cumulative percentage of contracted UDA delivered 2016 & 2017



Month	Adjusted Scheduled Activity (UDA)	
	2016	2017
April	451	6
May	1,352	6
June	1,773	6
July	3,133	6
August	4,109	6
September	5,277	6
October	5,934	6
November	6,824	6
December	8,023	6
January	8,543	6
February	9,665	6
March	10,774	6
April	11,192	6
May	11,192	6
June	11,192	6

QUALITY

	Quantity	Base Number	Contract	LHB	Wales
% of FP17s for the same patient ID Re-attending within 3 months - Children	2	39	5.1%	9.8%	11.3%
% of FP17s for the same patient ID Re-attending within 3 months - Adults	33	191	17.3%	14.7%	16.7%
% of FP17s for the same patient ID Re-attending between 3 & 9 months - Children	21	39	53.8%	53.0%	58.0%
% of FP17s for the same patient ID Re-attending between 3 & 9 months - Adults	114	191	59.7%	50.1%	53.7%
% of FP17s for Band 1 Urgent Courses	0	4	0.0%	9.3%	8.9%
% of FP17s Relating to Free Repair or Replacements	1	4	25.0%	0.8%	0.7%
% of FP17s Relating to Continuations	0	4	0.0%	0.7%	0.9%
% of Patients satisfied with the dentistry they have received	0	0	N/A	95.2%	93.9%
% of Patients satisfied with the time they had to wait for an appointment	0	0	N/A	89.0%	88.4%

* This is based on patients treated on this contract for their most recent course of treatment. Figures in italics indicate the base number of FP17s or Patient Questionnaire responses are less than 100. N/A is shown where the base number of responses is less than 10 during the period. % is calculated as Quantity/Base number*100

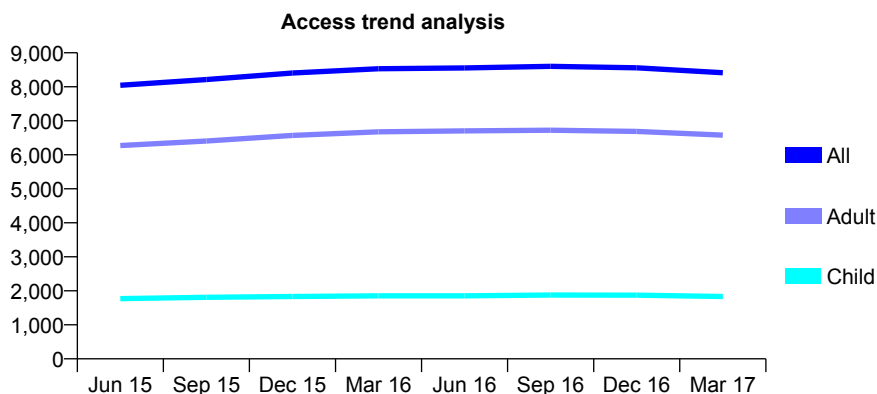
7A3 - Vital Signs At a Glance Contract Report for 145610/0001 - Year end March 2017

Name or company name	Beynons Dental Surgery
Contract type name	GDS Contract
Purpose of contract	General
Contract start date	01/04/2009
Contract end date	

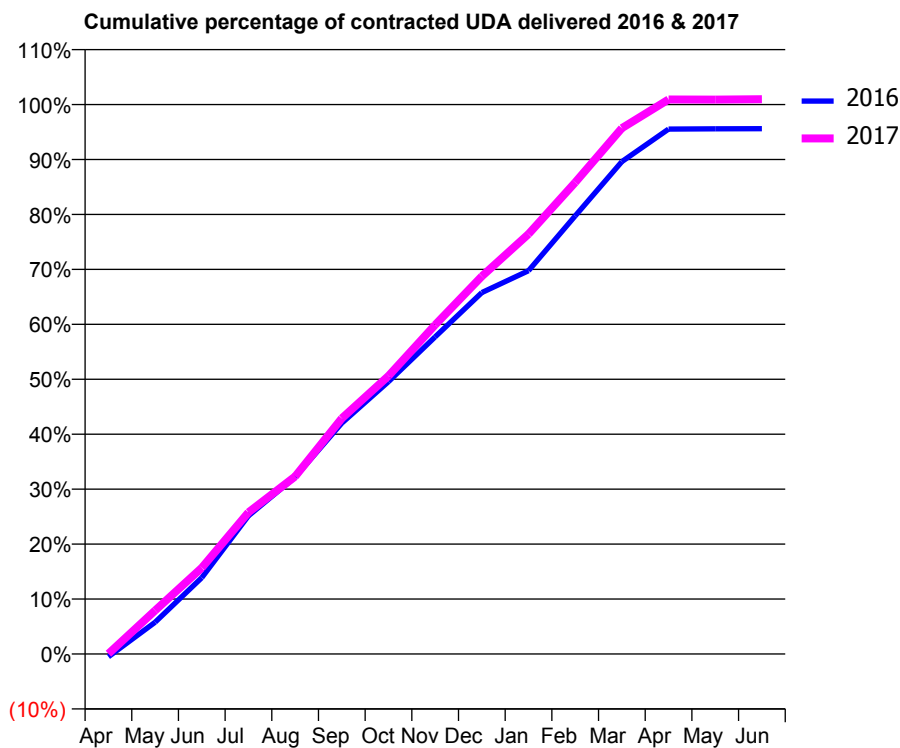
16/17 Contracted general activity (UDA)	24,396
Carry forward general activity (UDA)	1,076
16/17 Contracted orthodontic activity (UOA)	0
Carry forward orthodontic activity (UOA)	0
Baseline contract value	£546,013.85

ACCESS*

Patients seen in 24 months	Total	Change since previous quarter
Quarter ending March 2016	8,531	
Quarter ending June 2016	8,556	→
Quarter ending September 2016	8,600	→
Quarter ending December 2016	8,560	→
Quarter ending March 2017	8,414	↓
Variance since March 2016	(1.4%)	↓



ACTIVITY



Month	Adjusted Scheduled Activity (UDA)	
	2016	2017
April	-128	15
May	1,413	1,934
June	3,391	3,826
July	6,138	6,292
August	7,854	7,886
September	10,251	10,462
October	12,094	12,346
November	14,084	14,613
December	16,046	16,767
January	17,018	18,647
February	19,451	20,940
March	21,863	23,347
April	23,303	24,619
May	23,319	24,611
June	23,320	24,632

QUALITY

	Quantity	Base Number	Contract	LHB	Wales
% of FP17s for the same patient ID Re-attending within 3 months - Children	165	2,667	6.2%	9.8%	11.3%
% of FP17s for the same patient ID Re-attending within 3 months - Adults	1,471	9,478	15.5%	14.7%	16.7%
% of FP17s for the same patient ID Re-attending between 3 & 9 months - Children	1,545	2,667	57.9%	53.0%	58.0%
% of FP17s for the same patient ID Re-attending between 3 & 9 months - Adults	5,012	9,478	52.9%	50.1%	53.7%
% of FP17s for Band 1 Urgent Courses	1,242	12,082	10.3%	9.3%	8.9%
% of FP17s Relating to Free Repair or Replacements	247	12,082	2.0%	0.8%	0.7%
% of FP17s Relating to Continuations	42	12,082	0.3%	0.7%	0.9%
% of Patients satisfied with the dentistry they have received	39	39	100.0%	95.2%	93.9%
% of Patients satisfied with the time they had to wait for an appointment	37	39	94.9%	89.0%	88.4%

* This is based on patients treated on this contract for their most recent course of treatment. Figures in italics indicate the base number of FP17s or Patient Questionnaire responses are less than 100. N/A is shown where the base number of responses is less than 10 during the period. % is calculated as Quantity/Base number*100

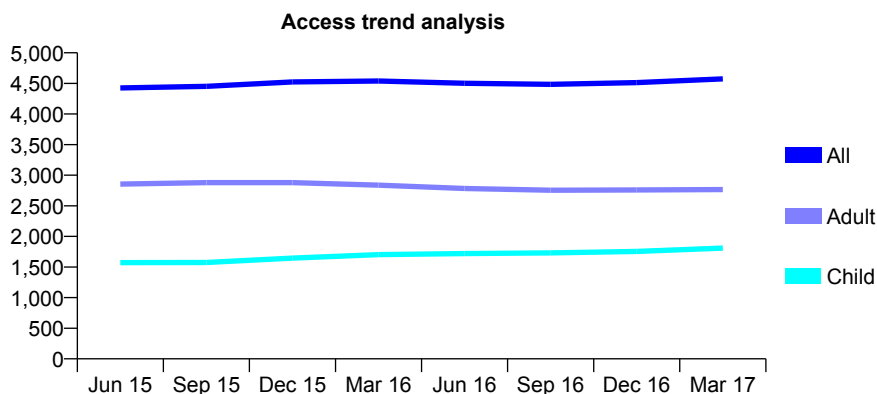
7A3 - Vital Signs At a Glance Contract Report for 147427/0001 - Year end March 2017

Name or company name	Manor Road Dental Practice Limited
Contract type name	GDS Contract
Purpose of contract	General
Contract start date	01/08/2009
Contract end date	

16/17 Contracted general activity (UDA)	11,252
Carry forward general activity (UDA)	234
16/17 Contracted orthodontic activity (UOA)	0
Carry forward orthodontic activity (UOA)	0
Baseline contract value	£269,244.21

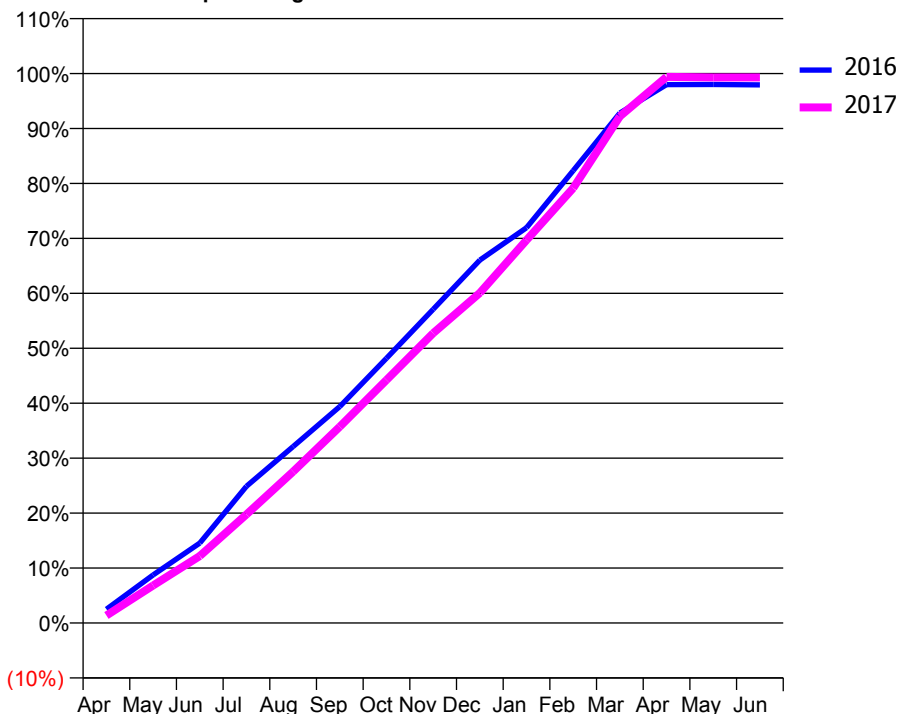
ACCESS*

Patients seen in 24 months	Total	Change since previous quarter
Quarter ending March 2016	4,539	
Quarter ending June 2016	4,503	→
Quarter ending September 2016	4,485	→
Quarter ending December 2016	4,514	→
Quarter ending March 2017	4,575	→
Variance since March 2016	0.8%	→



ACTIVITY

Cumulative percentage of contracted UDA delivered 2016 & 2017



Adjusted Scheduled Activity (UDA)

Month	2016	2017
April	283	155
May	986	767
June	1,637	1,371
July	2,800	2,225
August	3,613	3,101
September	4,433	4,020
October	5,421	4,976
November	6,424	5,935
December	7,431	6,760
January	8,095	7,842
February	9,264	8,905
March	10,442	10,376
April	11,024	11,182
May	11,027	11,172
June	11,018	11,173

QUALITY

	Quantity	Base Number	Contract	LHB	Wales
% of FP17s for the same patient ID Re-attending within 3 months - Children	154	2,179	7.1%	9.8%	11.3%
% of FP17s for the same patient ID Re-attending within 3 months - Adults	445	2,909	15.3%	14.7%	16.7%
% of FP17s for the same patient ID Re-attending between 3 & 9 months - Children	833	2,179	38.2%	53.0%	58.0%
% of FP17s for the same patient ID Re-attending between 3 & 9 months - Adults	768	2,909	26.4%	50.1%	53.7%
% of FP17s for Band 1 Urgent Courses	1,028	5,158	19.9%	9.3%	8.9%
% of FP17s Relating to Free Repair or Replacements	7	5,158	0.1%	0.8%	0.7%
% of FP17s Relating to Continuations	21	5,158	0.4%	0.7%	0.9%
% of Patients satisfied with the dentistry they have received	6	6	N/A	95.2%	93.9%
% of Patients satisfied with the time they had to wait for an appointment	6	6	N/A	89.0%	88.4%

* This is based on patients treated on this contract for their most recent course of treatment. Figures in italics indicate the base number of FP17s or Patient Questionnaire responses are less than 100. N/A is shown where the base number of responses is less than 10 during the period. % is calculated as Quantity/Base number*100

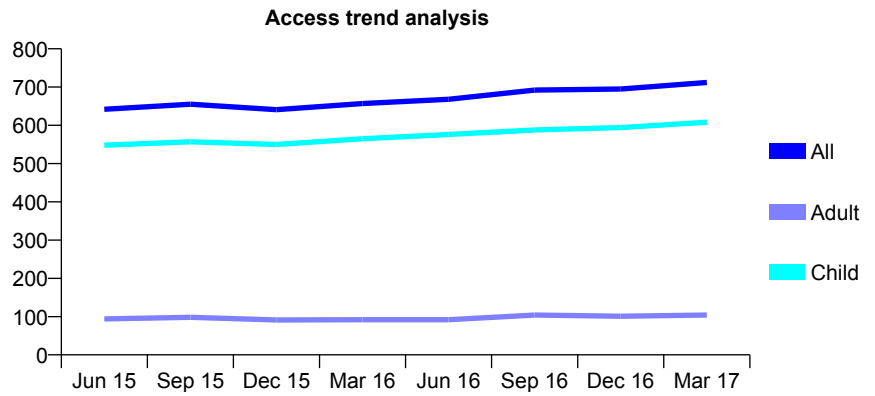
7A3 - Vital Signs At a Glance Contract Report for 147540/0001 - Year end March 2017

Name or company name	Marsh Dental Surgery
Contract type name	GDS Contract
Purpose of contract	General
Contract start date	01/04/2006
Contract end date	

16/17 Contracted general activity (UDA)	1,650
Carry forward general activity (UDA)	0
16/17 Contracted orthodontic activity (UOA)	0
Carry forward orthodontic activity (UOA)	0
Baseline contract value	£36,745.57

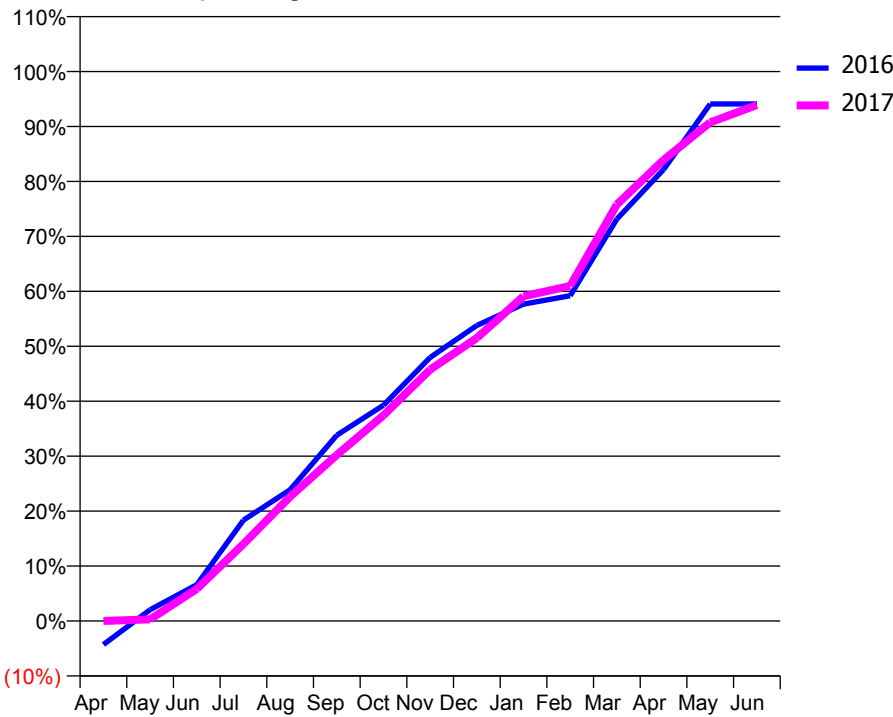
ACCESS*

Patients seen in 24 months	Total	Change since previous quarter
Quarter ending March 2016	657	
Quarter ending June 2016	668	→
Quarter ending September 2016	692	↑
Quarter ending December 2016	695	→
Quarter ending March 2017	712	↑
Variance since March 2016	8.4%	↑



ACTIVITY

Cumulative percentage of contracted UDA delivered 2016 & 2017



Month	Adjusted Scheduled Activity (UDA)	
	2016	2017
April	-71	0
May	34	5
June	109	96
July	303	231
August	394	373
September	558	499
October	648	618
November	791	755
December	887	850
January	952	975
February	977	1,006
March	1,207	1,251
April	1,355	1,384
May	1,552	1,497
June	1,552	1,549

QUALITY

	Quantity	Base Number	Contract	LHB	Wales
% of FP17s for the same patient ID Re-attending within 3 months - Children	63	917	6.9%	9.8%	11.3%
% of FP17s for the same patient ID Re-attending within 3 months - Adults	3	43	7.0%	14.7%	16.7%
% of FP17s for the same patient ID Re-attending between 3 & 9 months - Children	557	917	60.7%	53.0%	58.0%
% of FP17s for the same patient ID Re-attending between 3 & 9 months - Adults	30	43	69.8%	50.1%	53.7%
% of FP17s for Band 1 Urgent Courses	12	962	1.2%	9.3%	8.9%
% of FP17s Relating to Free Repair or Replacements	0	962	0.0%	0.8%	0.7%
% of FP17s Relating to Continuations	0	962	0.0%	0.7%	0.9%
% of Patients satisfied with the dentistry they have received	2	2	N/A	95.2%	93.9%
% of Patients satisfied with the time they had to wait for an appointment	2	2	N/A	89.0%	88.4%

* This is based on patients treated on this contract for their most recent course of treatment. Figures in italics indicate the base number of FP17s or Patient Questionnaire responses are less than 100. N/A is shown where the base number of responses is less than 10 during the period. % is calculated as Quantity/Base number*100

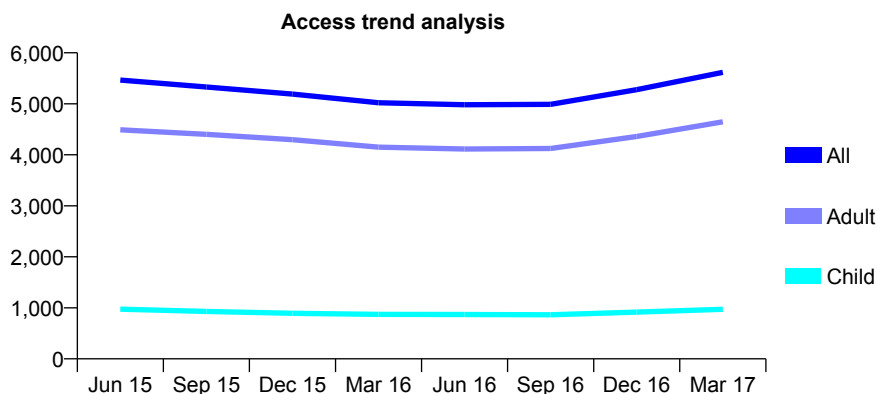
7A3 - Vital Signs At a Glance Contract Report for 148830/0001 - Year end March 2017

Name or company name	United Dental Ltd
Contract type name	GDS Contract
Purpose of contract	General
Contract start date	01/04/2006
Contract end date	

16/17 Contracted general activity (UDA)	16,210
Carry forward general activity (UDA)	0
16/17 Contracted orthodontic activity (UOA)	0
Carry forward orthodontic activity (UOA)	0
Baseline contract value	£377,674.13

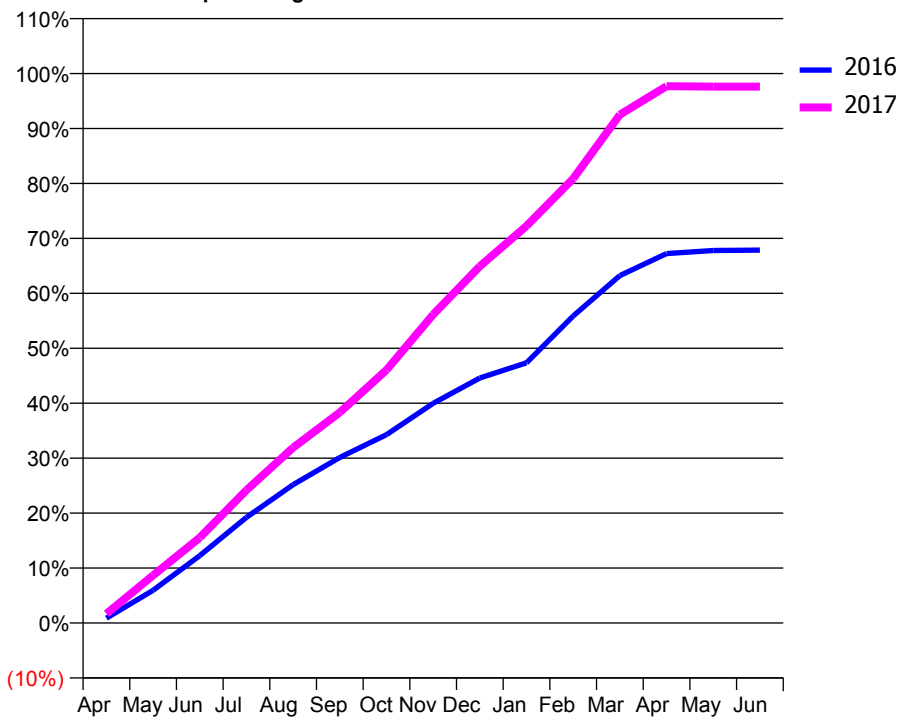
ACCESS*

Patients seen in 24 months	Total	Change since previous quarter
Quarter ending March 2016	5,021	
Quarter ending June 2016	4,982	→
Quarter ending September 2016	4,990	→
Quarter ending December 2016	5,277	↑
Quarter ending March 2017	5,618	↑
Variance since March 2016	11.9%	↑



ACTIVITY

Cumulative percentage of contracted UDA delivered 2016 & 2017



Adjusted Scheduled Activity (UDA)

Month	2016	2017
April	145	272
May	965	1,406
June	1,988	2,519
July	3,116	3,919
August	4,083	5,175
September	4,882	6,213
October	5,554	7,465
November	6,480	9,102
December	7,228	10,524
January	7,678	11,714
February	9,057	13,109
March	10,251	14,996
April	10,900	15,835
May	10,989	15,823
June	11,002	15,823

QUALITY

	Quantity	Base Number	Contract	LHB	Wales
% of FP17s for the same patient ID Re-attending within 3 months - Children	49	1,167	4.2%	9.8%	11.3%
% of FP17s for the same patient ID Re-attending within 3 months - Adults	551	5,504	10.0%	14.7%	16.7%
% of FP17s for the same patient ID Re-attending between 3 & 9 months - Children	323	1,167	27.7%	53.0%	58.0%
% of FP17s for the same patient ID Re-attending between 3 & 9 months - Adults	1,487	5,504	27.0%	50.1%	53.7%
% of FP17s for Band 1 Urgent Courses	352	6,623	5.3%	9.3%	8.9%
% of FP17s Relating to Free Repair or Replacements	75	6,623	1.1%	0.8%	0.7%
% of FP17s Relating to Continuations	53	6,623	0.8%	0.7%	0.9%
% of Patients satisfied with the dentistry they have received	27	30	90.0%	95.2%	93.9%
% of Patients satisfied with the time they had to wait for an appointment	26	30	86.7%	89.0%	88.4%

* This is based on patients treated on this contract for their most recent course of treatment. Figures in italics indicate the base number of FP17s or Patient Questionnaire responses are less than 100. N/A is shown where the base number of responses is less than 10 during the period. % is calculated as Quantity/Base number*100

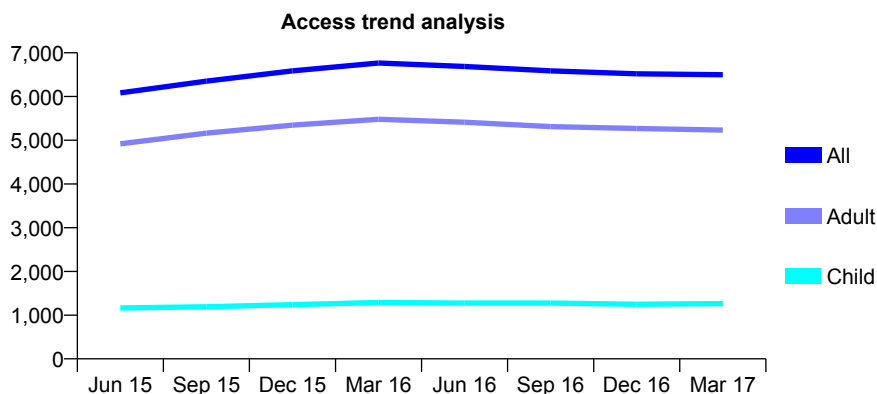
7A3 - Vital Signs At a Glance Contract Report for 150215/0001 - Year end March 2017

Name or company name	T Metcalfe
Contract type name	GDS Contract
Purpose of contract	General
Contract start date	01/04/2014
Contract end date	

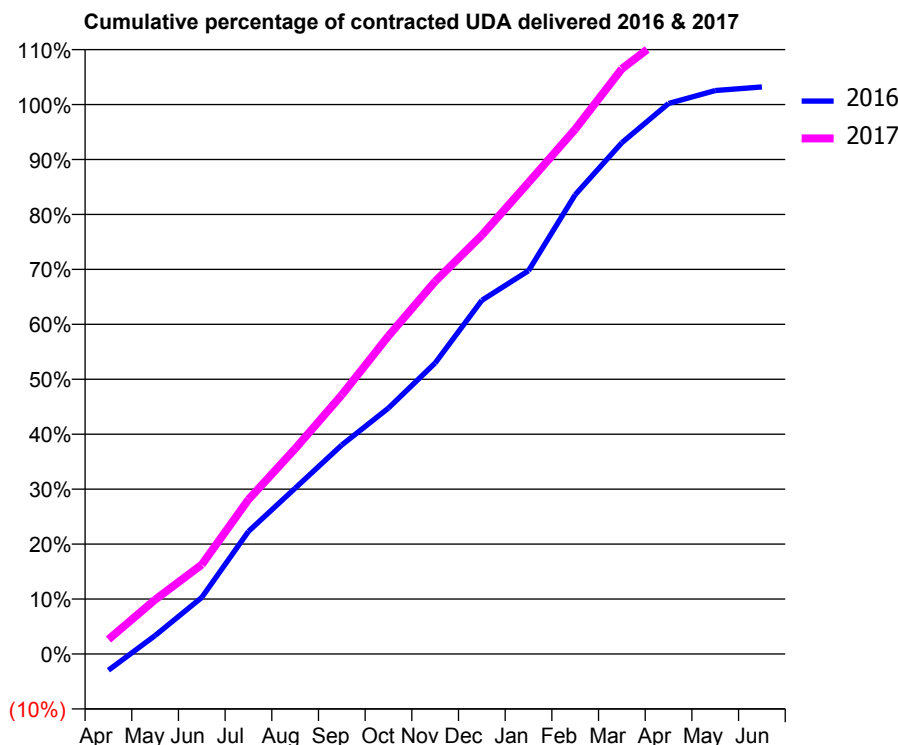
16/17 Contracted general activity (UDA)	16,447
Carry forward general activity (UDA)	203
16/17 Contracted orthodontic activity (UOA)	0
Carry forward orthodontic activity (UOA)	0
Baseline contract value	£377,891.37

ACCESS*

Patients seen in 24 months	Total	Change since previous quarter
Quarter ending March 2016	6,767	
Quarter ending June 2016	6,688	↓
Quarter ending September 2016	6,587	↓
Quarter ending December 2016	6,519	↓
Quarter ending March 2017	6,498	→
Variance since March 2016	(4.0%)	↓



ACTIVITY



Month	Adjusted Scheduled Activity (UDA)	
	2016	2017
April	-488	437
May	554	1,627
June	1,695	2,676
July	3,672	4,623
August	4,963	6,146
September	6,257	7,759
October	7,363	9,523
November	8,711	11,154
December	10,587	12,533
January	11,474	14,110
February	13,748	15,707
March	15,306	17,516
April	16,478	18,577
May	16,866	18,630
June	16,972	18,632

QUALITY

	Quantity	Base Number	Contract	LHB	Wales
% of FP17s for the same patient ID Re-attending within 3 months - Children	128	1,655	7.7%	9.8%	11.3%
% of FP17s for the same patient ID Re-attending within 3 months - Adults	1,039	7,316	14.2%	14.7%	16.7%
% of FP17s for the same patient ID Re-attending between 3 & 9 months - Children	713	1,655	43.1%	53.0%	58.0%
% of FP17s for the same patient ID Re-attending between 3 & 9 months - Adults	3,400	7,316	46.5%	50.1%	53.7%
% of FP17s for Band 1 Urgent Courses	446	8,687	5.1%	9.3%	8.9%
% of FP17s Relating to Free Repair or Replacements	37	8,687	0.4%	0.8%	0.7%
% of FP17s Relating to Continuations	53	8,687	0.6%	0.7%	0.9%
% of Patients satisfied with the dentistry they have received	67	68	98.5%	95.2%	93.9%
% of Patients satisfied with the time they had to wait for an appointment	65	68	95.6%	89.0%	88.4%

* This is based on patients treated on this contract for their most recent course of treatment. Figures in italics indicate the base number of FP17s or Patient Questionnaire responses are less than 100. N/A is shown where the base number of responses is less than 10 during the period. % is calculated as Quantity/Base number*100

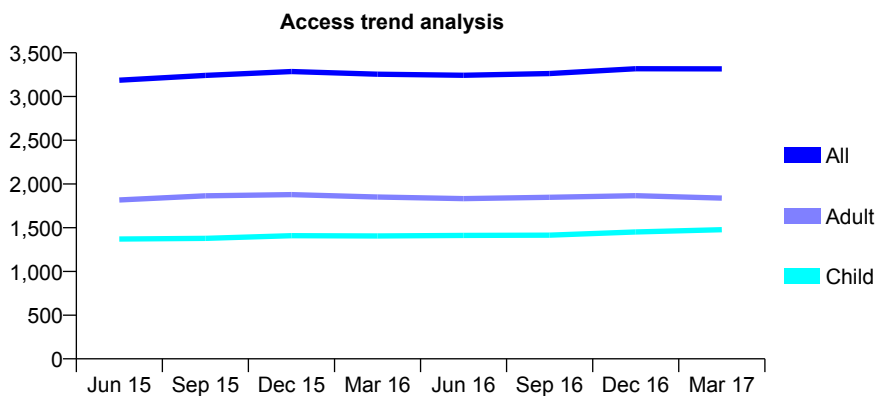
7A3 - Vital Signs At a Glance Contract Report for 152501/0001 - Year end March 2017

Name or company name	Gower Healthcare Limited
Contract type name	GDS Contract
Purpose of contract	General and Orthodontic
Contract start date	01/04/2010
Contract end date	

16/17 Contracted general activity (UDA)	11,740
Carry forward general activity (UDA)	0
16/17 Contracted orthodontic activity (UOA)	8
Carry forward orthodontic activity (UOA)	0
Baseline contract value	£268,963.40

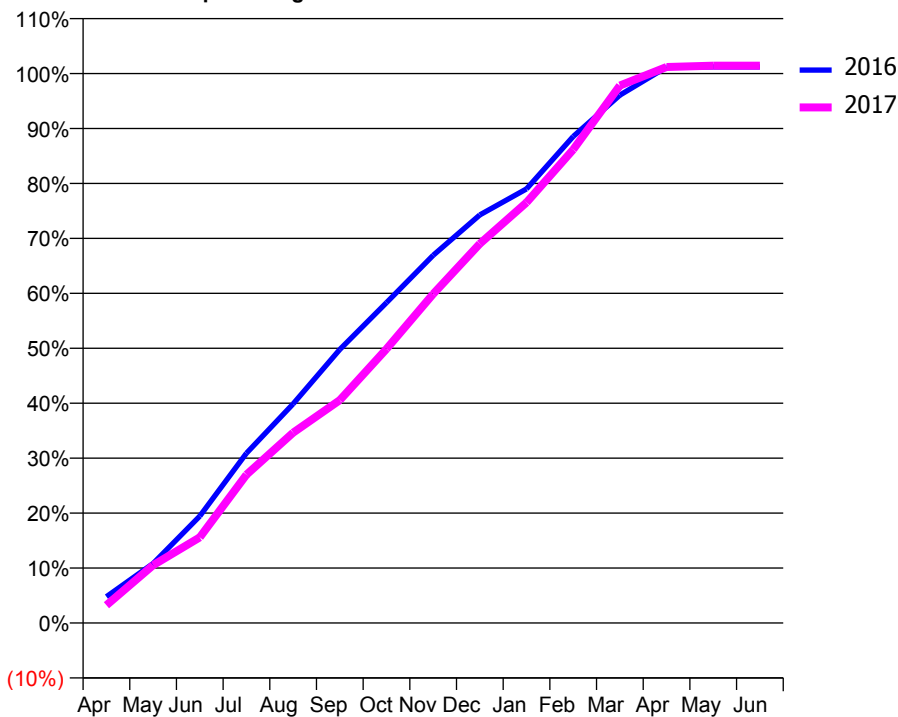
ACCESS*

Patients seen in 24 months	Total	Change since previous quarter
Quarter ending March 2016	3,255	
Quarter ending June 2016	3,243	→
Quarter ending September 2016	3,263	→
Quarter ending December 2016	3,317	→
Quarter ending March 2017	3,316	→
Variance since March 2016	1.9%	→



ACTIVITY

Cumulative percentage of contracted UDA delivered 2016 & 2017



Month	Adjusted Scheduled Activity (UDA)	
	2016	2017
April	545	381
May	1,232	1,235
June	2,213	1,830
July	3,514	3,170
August	4,538	4,067
September	5,662	4,761
October	6,632	5,857
November	7,612	7,029
December	8,446	8,105
January	8,985	8,985
February	10,072	10,115
March	10,927	11,482
April	11,506	11,878
May	11,511	11,907
June	11,510	11,907

QUALITY

	Quantity	Base Number	Contract	LHB	Wales
% of FP17s for the same patient ID Re-attending within 3 months - Children	215	2,616	8.2%	9.8%	11.3%
% of FP17s for the same patient ID Re-attending within 3 months - Adults	443	2,711	16.3%	14.7%	16.7%
% of FP17s for the same patient ID Re-attending between 3 & 9 months - Children	1,769	2,616	67.6%	53.0%	58.0%
% of FP17s for the same patient ID Re-attending between 3 & 9 months - Adults	1,636	2,711	60.3%	50.1%	53.7%
% of FP17s for Band 1 Urgent Courses	274	5,210	5.3%	9.3%	8.9%
% of FP17s Relating to Free Repair or Replacements	50	5,210	1.0%	0.8%	0.7%
% of FP17s Relating to Continuations	3	5,210	0.1%	0.7%	0.9%
% of Patients satisfied with the dentistry they have received	16	16	100.0%	95.2%	93.9%
% of Patients satisfied with the time they had to wait for an appointment	15	16	93.8%	89.0%	88.4%

* This is based on patients treated on this contract for their most recent course of treatment. Figures in italics indicate the base number of FP17s or Patient Questionnaire responses are less than 100. N/A is shown where the base number of responses is less than 10 during the period. % is calculated as Quantity/Base number*100

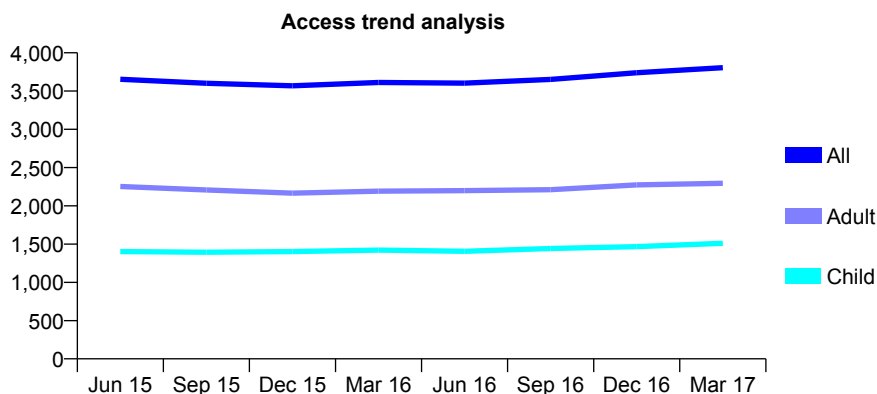
7A3 - Vital Signs At a Glance Contract Report for 153729/0001 - Year end March 2017

Name or company name	Dr EV Johnstone, Dr D Ainsworth and Dr J
Contract type name	GDS Contract
Purpose of contract	General and Orthodontic
Contract start date	01/04/2006
Contract end date	

16/17 Contracted general activity (UDA)	9,742
Carry forward general activity (UDA)	51
16/17 Contracted orthodontic activity (UOA)	694
Carry forward orthodontic activity (UOA)	0
Baseline contract value	£426,685.19

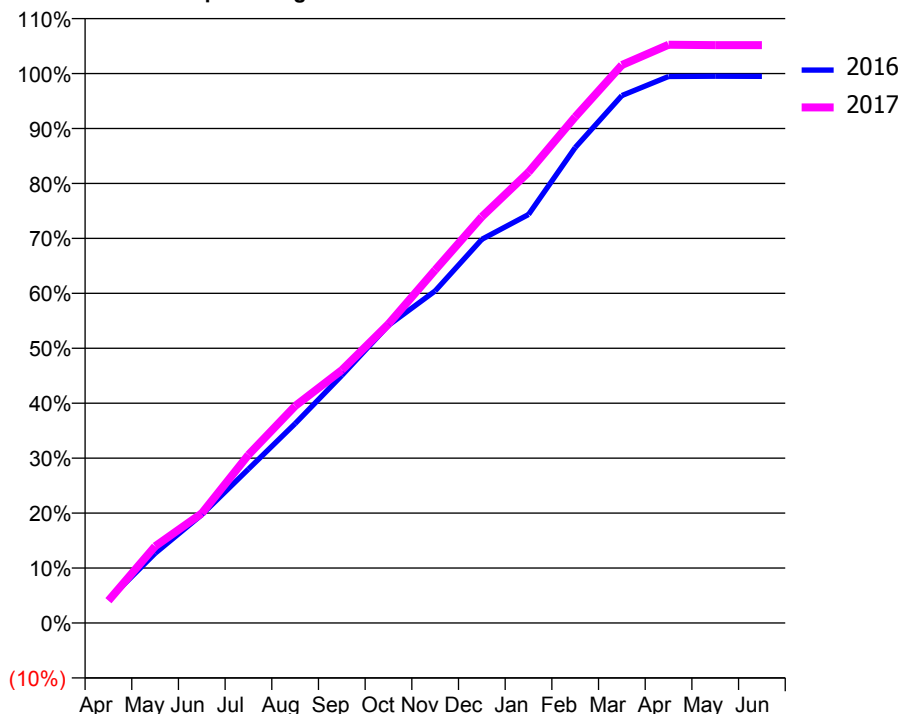
ACCESS*

Patients seen in 24 months	Total	Change since previous quarter
Quarter ending March 2016	3,613	
Quarter ending June 2016	3,604	→
Quarter ending September 2016	3,653	→
Quarter ending December 2016	3,740	↑
Quarter ending March 2017	3,805	→
Variance since March 2016	5.3%	↑



ACTIVITY

Cumulative percentage of contracted UDA delivered 2016 & 2017



Adjusted Scheduled Activity (UDA)

Month	2016	2017
April	409	397
May	1,235	1,361
June	1,922	1,945
July	2,729	2,983
August	3,536	3,847
September	4,389	4,484
October	5,279	5,302
November	5,889	6,259
December	6,804	7,202
January	7,243	7,992
February	8,429	8,973
March	9,351	9,893
April	9,690	10,252
May	9,694	10,245
June	9,691	10,245

QUALITY

	Quantity	Base Number	Contract	LHB	Wales
% of FP17s for the same patient ID Re-attending within 3 months - Children	258	2,433	10.6%	9.8%	11.3%
% of FP17s for the same patient ID Re-attending within 3 months - Adults	482	3,325	14.5%	14.7%	16.7%
% of FP17s for the same patient ID Re-attending between 3 & 9 months - Children	1,338	2,433	55.0%	53.0%	58.0%
% of FP17s for the same patient ID Re-attending between 3 & 9 months - Adults	1,812	3,325	54.5%	50.1%	53.7%
% of FP17s for Band 1 Urgent Courses	529	5,629	9.4%	9.3%	8.9%
% of FP17s Relating to Free Repair or Replacements	20	5,629	0.4%	0.8%	0.7%
% of FP17s Relating to Continuations	1	5,629	0.0%	0.7%	0.9%
% of Patients satisfied with the dentistry they have received	12	12	100.0%	95.2%	93.9%
% of Patients satisfied with the time they had to wait for an appointment	10	12	83.3%	89.0%	88.4%

* This is based on patients treated on this contract for their most recent course of treatment. Figures in italics indicate the base number of FP17s or Patient Questionnaire responses are less than 100. N/A is shown where the base number of responses is less than 10 during the period. % is calculated as Quantity/Base number*100

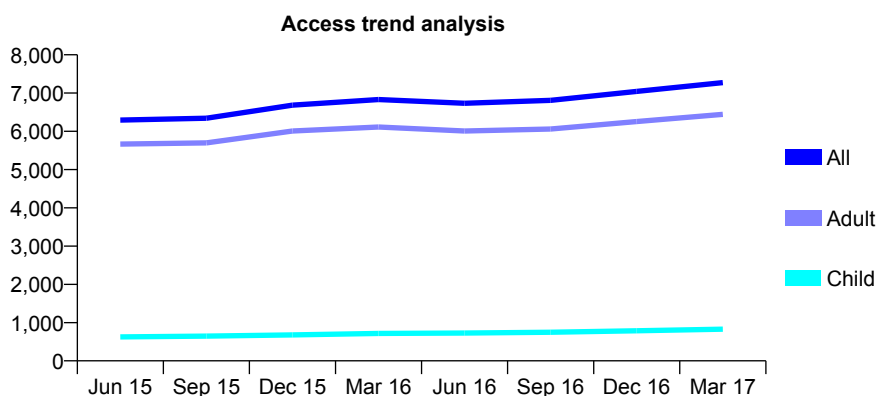
7A3 - Vital Signs At a Glance Contract Report for 155721/0001 - Year end March 2017

Name or company name	University Dental Care
Contract type name	GDS Contract
Purpose of contract	General
Contract start date	01/04/2012
Contract end date	

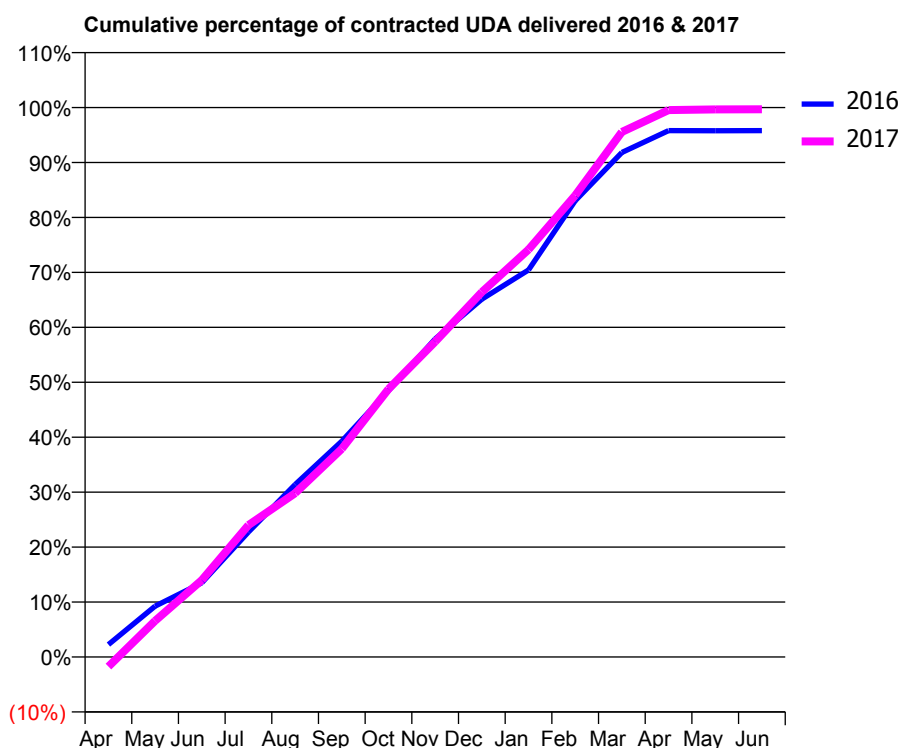
16/17 Contracted general activity (UDA)	15,442
Carry forward general activity (UDA)	651
16/17 Contracted orthodontic activity (UOA)	0
Carry forward orthodontic activity (UOA)	0
Baseline contract value	£430,841.66

ACCESS*

Patients seen in 24 months	Total	Change since previous quarter
Quarter ending March 2016	6,830	
Quarter ending June 2016	6,733	↓
Quarter ending September 2016	6,808	→
Quarter ending December 2016	7,042	↑
Quarter ending March 2017	7,272	↑
Variance since March 2016	6.5%	↑



ACTIVITY



Month	Adjusted Scheduled Activity (UDA)	
	2016	2017
April	350	-271
May	1,428	1,016
June	2,085	2,159
July	3,514	3,708
August	4,845	4,603
September	6,066	5,853
October	7,485	7,530
November	8,938	8,861
December	10,057	10,255
January	10,877	11,449
February	12,823	12,972
March	14,178	14,754
April	14,791	15,368
May	14,790	15,388
June	14,791	15,393

QUALITY

	Quantity	Base Number	Contract	LHB	Wales
% of FP17s for the same patient ID Re-attending within 3 months - Children	87	1,179	7.4%	9.8%	11.3%
% of FP17s for the same patient ID Re-attending within 3 months - Adults	1,168	7,733	15.1%	14.7%	16.7%
% of FP17s for the same patient ID Re-attending between 3 & 9 months - Children	682	1,179	57.8%	53.0%	58.0%
% of FP17s for the same patient ID Re-attending between 3 & 9 months - Adults	3,541	7,733	45.8%	50.1%	53.7%
% of FP17s for Band 1 Urgent Courses	886	8,952	9.9%	9.3%	8.9%
% of FP17s Relating to Free Repair or Replacements	68	8,952	0.8%	0.8%	0.7%
% of FP17s Relating to Continuations	39	8,952	0.4%	0.7%	0.9%
% of Patients satisfied with the dentistry they have received	25	27	92.6%	95.2%	93.9%
% of Patients satisfied with the time they had to wait for an appointment	23	27	85.2%	89.0%	88.4%

* This is based on patients treated on this contract for their most recent course of treatment. Figures in italics indicate the base number of FP17s or Patient Questionnaire responses are less than 100. N/A is shown where the base number of responses is less than 10 during the period. % is calculated as Quantity/Base number*100

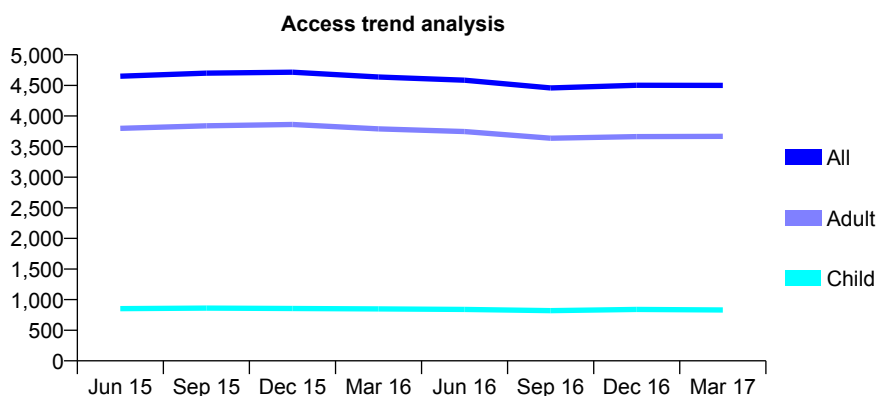
7A3 - Vital Signs At a Glance Contract Report for 158194/0005 - Year end March 2017

Name or company name	Denticare Ltd
Contract type name	GDS Contract
Purpose of contract	General
Contract start date	01/04/2006
Contract end date	

16/17 Contracted general activity (UDA)	14,818
Carry forward general activity (UDA)	527
16/17 Contracted orthodontic activity (UOA)	0
Carry forward orthodontic activity (UOA)	0
Baseline contract value	£340,473.44

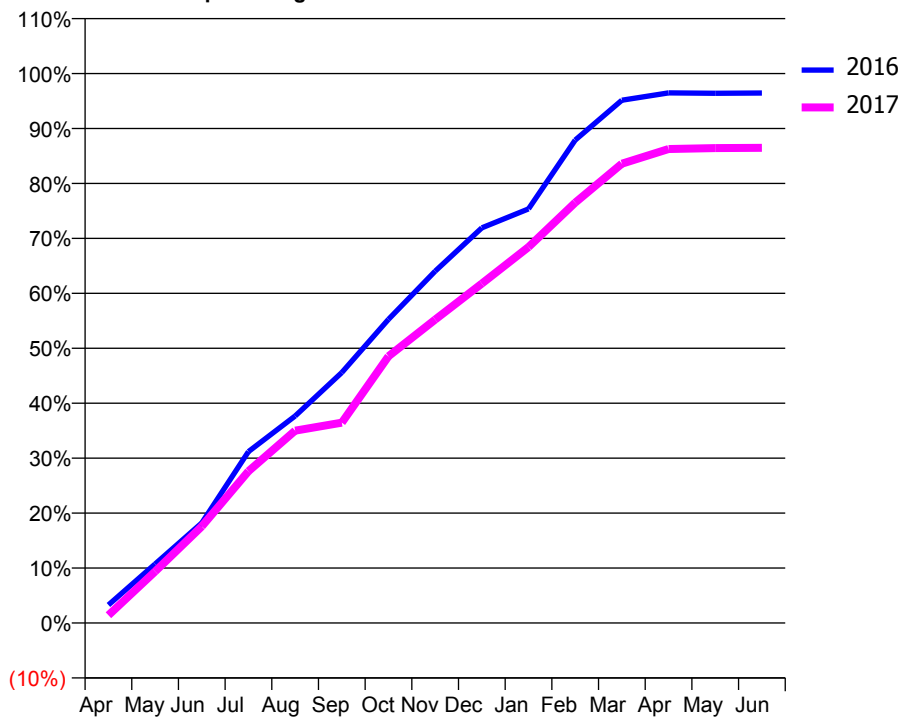
ACCESS*

Patients seen in 24 months	Total	Change since previous quarter
Quarter ending March 2016	4,638	
Quarter ending June 2016	4,586	↓
Quarter ending September 2016	4,458	↓
Quarter ending December 2016	4,503	→
Quarter ending March 2017	4,499	→
Variance since March 2016	(3.0%)	↓



ACTIVITY

Cumulative percentage of contracted UDA delivered 2016 & 2017



Month	Adjusted Scheduled Activity (UDA)	
	2016	2017
April	488	211
May	1,591	1,391
June	2,699	2,606
July	4,624	4,093
August	5,583	5,188
September	6,755	5,401
October	8,189	7,192
November	9,488	8,184
December	10,656	9,154
January	11,167	10,137
February	13,021	11,336
March	14,098	12,387
April	14,296	12,780
May	14,284	12,807
June	14,291	12,813

QUALITY

	Quantity	Base Number	Contract	LHB	Wales
% of FP17s for the same patient ID Re-attending within 3 months - Children	59	1,207	4.9%	9.8%	11.3%
% of FP17s for the same patient ID Re-attending within 3 months - Adults	397	4,920	8.1%	14.7%	16.7%
% of FP17s for the same patient ID Re-attending between 3 & 9 months - Children	618	1,207	51.2%	53.0%	58.0%
% of FP17s for the same patient ID Re-attending between 3 & 9 months - Adults	2,631	4,920	53.5%	50.1%	53.7%
% of FP17s for Band 1 Urgent Courses	186	6,204	3.0%	9.3%	8.9%
% of FP17s Relating to Free Repair or Replacements	26	6,204	0.4%	0.8%	0.7%
% of FP17s Relating to Continuations	64	6,204	1.0%	0.7%	0.9%
% of Patients satisfied with the dentistry they have received	12	15	80.0%	95.2%	93.9%
% of Patients satisfied with the time they had to wait for an appointment	11	15	73.3%	89.0%	88.4%

* This is based on patients treated on this contract for their most recent course of treatment. Figures in italics indicate the base number of FP17s or Patient Questionnaire responses are less than 100. N/A is shown where the base number of responses is less than 10 during the period. % is calculated as Quantity/Base number*100

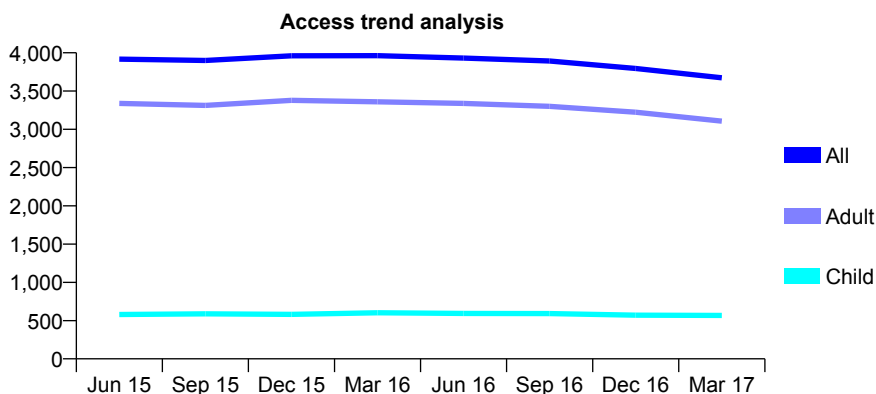
7A3 - Vital Signs At a Glance Contract Report for 158194/0011 - Year end March 2017

Name or company name	Denticare Ltd
Contract type name	GDS Contract
Purpose of contract	General
Contract start date	01/04/2006
Contract end date	

16/17 Contracted general activity (UDA)	13,462
Carry forward general activity (UDA)	283
16/17 Contracted orthodontic activity (UOA)	0
Carry forward orthodontic activity (UOA)	0
Baseline contract value	£402,148.35

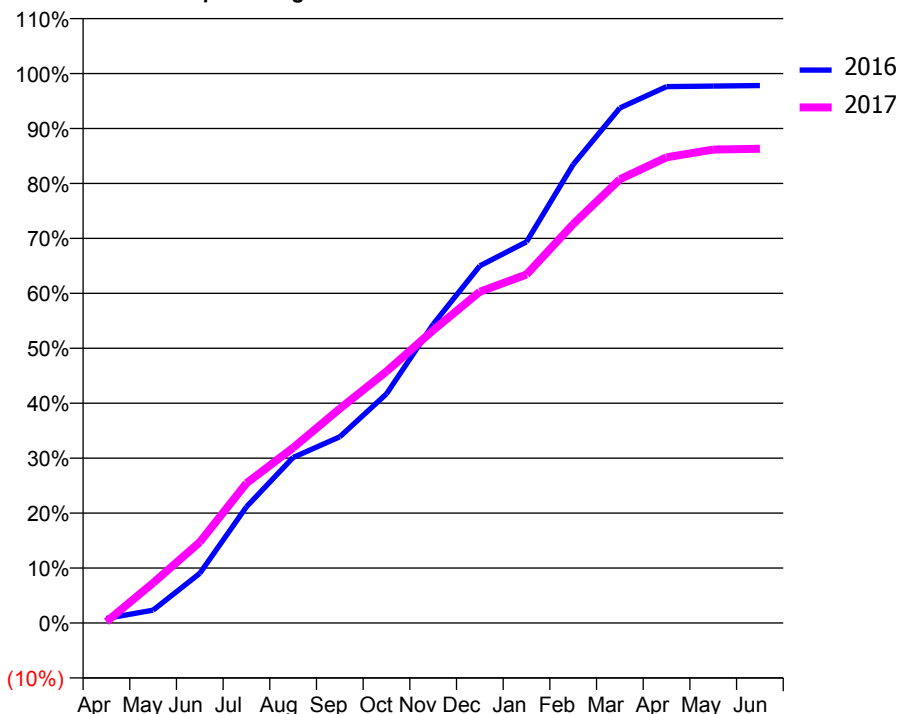
ACCESS*

Patients seen in 24 months	Total	Change since previous quarter
Quarter ending March 2016	3,963	
Quarter ending June 2016	3,932	→
Quarter ending September 2016	3,892	↓
Quarter ending December 2016	3,795	↓
Quarter ending March 2017	3,674	↓
Variance since March 2016	(7.3%)	↓



ACTIVITY

Cumulative percentage of contracted UDA delivered 2016 & 2017



Month	Adjusted Scheduled Activity (UDA)	
	2016	2017
April	104	33
May	289	981
June	1,119	1,980
July	2,621	3,425
August	3,732	4,294
September	4,198	5,252
October	5,164	6,163
November	6,735	7,173
December	8,050	8,117
January	8,590	8,537
February	10,334	9,772
March	11,608	10,872
April	12,088	11,409
May	12,101	11,599
June	12,113	11,618

QUALITY

	Quantity	Base Number	Contract	LHB	Wales
% of FP17s for the same patient ID Re-attending within 3 months - Children	52	806	6.5%	9.8%	11.3%
% of FP17s for the same patient ID Re-attending within 3 months - Adults	580	4,631	12.5%	14.7%	16.7%
% of FP17s for the same patient ID Re-attending between 3 & 9 months - Children	493	806	61.2%	53.0%	58.0%
% of FP17s for the same patient ID Re-attending between 3 & 9 months - Adults	2,906	4,631	62.8%	50.1%	53.7%
% of FP17s for Band 1 Urgent Courses	383	5,530	6.9%	9.3%	8.9%
% of FP17s Relating to Free Repair or Replacements	42	5,530	0.8%	0.8%	0.7%
% of FP17s Relating to Continuations	50	5,530	0.9%	0.7%	0.9%
% of Patients satisfied with the dentistry they have received	23	24	95.8%	95.2%	93.9%
% of Patients satisfied with the time they had to wait for an appointment	21	24	87.5%	89.0%	88.4%

* This is based on patients treated on this contract for their most recent course of treatment. Figures in italics indicate the base number of FP17s or Patient Questionnaire responses are less than 100. N/A is shown where the base number of responses is less than 10 during the period. % is calculated as Quantity/Base number*100

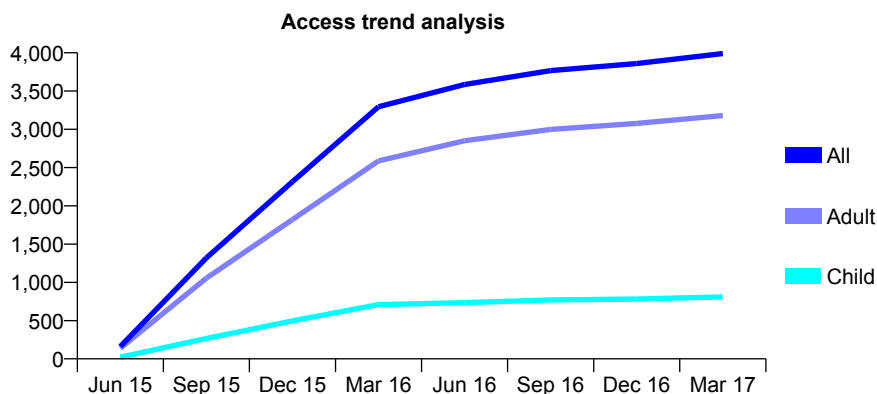
7A3 - Vital Signs At a Glance Contract Report for 163120/0001 - Year end March 2017

Name or company name	OASIS DENTAL CARE LTD
Contract type name	GDS Contract
Purpose of contract	General
Contract start date	01/06/2015
Contract end date	

16/17 Contracted general activity (UDA)	13,369
Carry forward general activity (UDA)	0
16/17 Contracted orthodontic activity (UOA)	0
Carry forward orthodontic activity (UOA)	0
Baseline contract value	£380,429.39

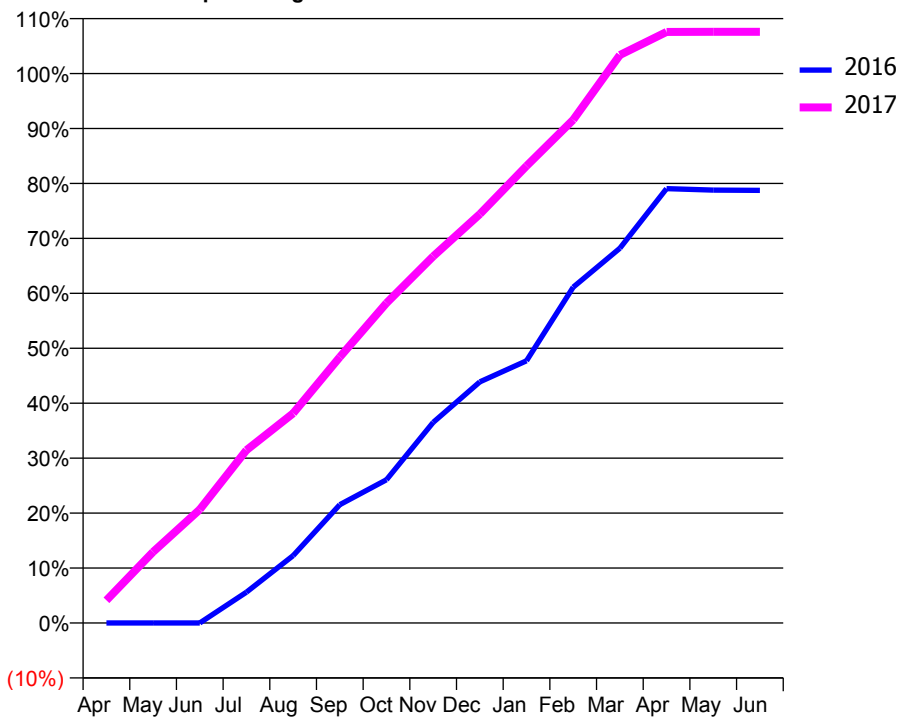
ACCESS*

Patients seen in 24 months	Total	Change since previous quarter
Quarter ending March 2016	3,295	
Quarter ending June 2016	3,586	↑
Quarter ending September 2016	3,767	↑
Quarter ending December 2016	3,859	↑
Quarter ending March 2017	3,990	↑
Variance since March 2016	21.1%	↑



ACTIVITY

Cumulative percentage of contracted UDA delivered 2016 & 2017



Adjusted Scheduled Activity (UDA)

Month	2016	2017
April	0	552
May	0	1,731
June	0	2,764
July	750	4,206
August	1,639	5,101
September	2,880	6,471
October	3,487	7,784
November	4,881	8,921
December	5,868	9,947
January	6,378	11,120
February	8,169	12,242
March	9,116	13,820
April	10,568	14,379
May	10,532	14,383
June	10,527	14,383

QUALITY

	Quantity	Base Number	Contract	LHB	Wales
% of FP17s for the same patient ID Re-attending within 3 months - Children	75	1,346	5.6%	9.8%	11.3%
% of FP17s for the same patient ID Re-attending within 3 months - Adults	668	5,353	12.5%	14.7%	16.7%
% of FP17s for the same patient ID Re-attending between 3 & 9 months - Children	843	1,346	62.6%	53.0%	58.0%
% of FP17s for the same patient ID Re-attending between 3 & 9 months - Adults	3,307	5,353	61.8%	50.1%	53.7%
% of FP17s for Band 1 Urgent Courses	424	6,313	6.7%	9.3%	8.9%
% of FP17s Relating to Free Repair or Replacements	28	6,313	0.4%	0.8%	0.7%
% of FP17s Relating to Continuations	1	6,313	0.0%	0.7%	0.9%
% of Patients satisfied with the dentistry they have received	23	25	92.0%	95.2%	93.9%
% of Patients satisfied with the time they had to wait for an appointment	23	25	92.0%	89.0%	88.4%

* This is based on patients treated on this contract for their most recent course of treatment. Figures in italics indicate the base number of FP17s or Patient Questionnaire responses are less than 100. N/A is shown where the base number of responses is less than 10 during the period. % is calculated as Quantity/Base number*100

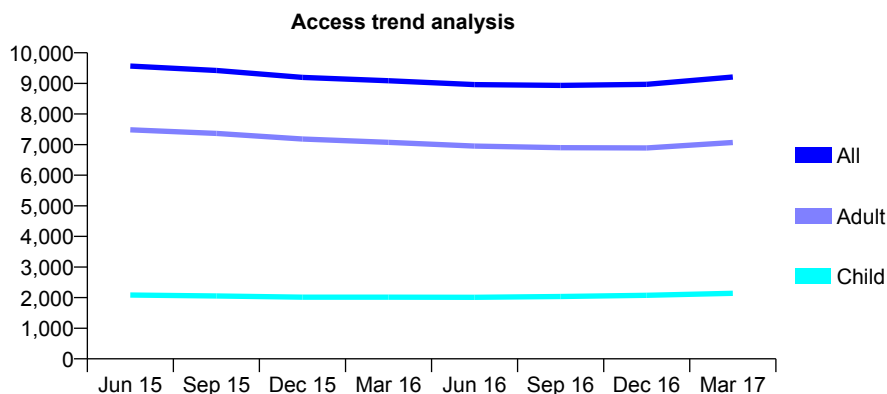
7A3 - Vital Signs At a Glance Contract Report for 165840/0001 - Year end March 2017

Name or company name	Nicola Hall Limited
Contract type name	GDS Contract
Purpose of contract	General
Contract start date	01/09/2010
Contract end date	

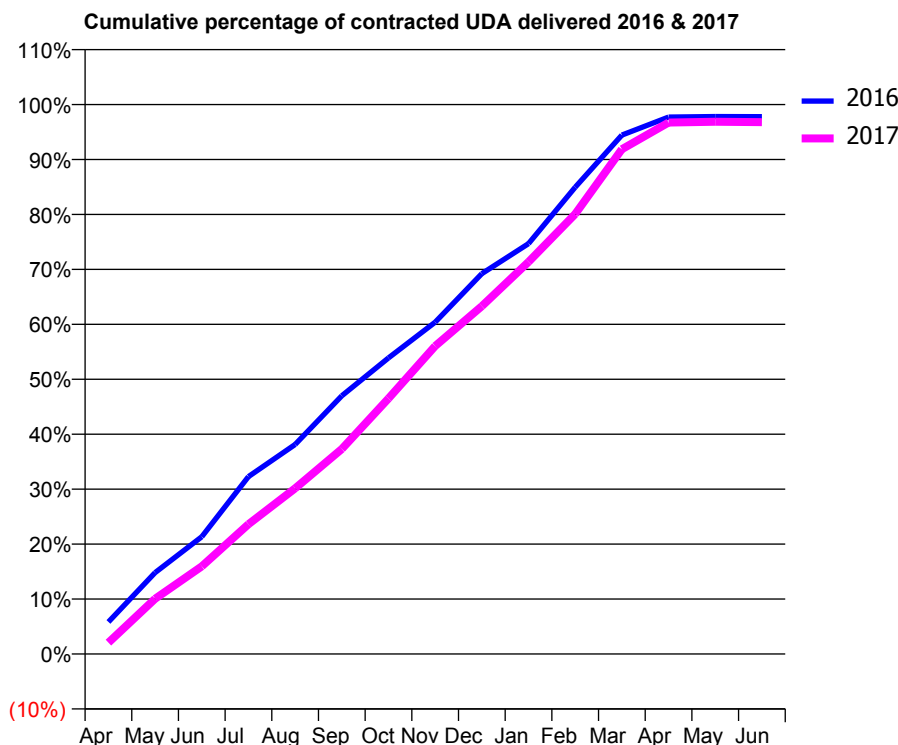
16/17 Contracted general activity (UDA)	28,287
Carry forward general activity (UDA)	625
16/17 Contracted orthodontic activity (UOA)	0
Carry forward orthodontic activity (UOA)	0
Baseline contract value	£726,788.04

ACCESS*

Patients seen in 24 months	Total	Change since previous quarter
Quarter ending March 2016	9,088	
Quarter ending June 2016	8,962	↓
Quarter ending September 2016	8,935	→
Quarter ending December 2016	8,969	→
Quarter ending March 2017	9,210	↑
Variance since March 2016	1.3%	→



ACTIVITY



Month	Adjusted Scheduled Activity (UDA)	
	2016	2017
April	1,652	587
May	4,191	2,848
June	6,037	4,515
July	9,133	6,681
August	10,788	8,529
September	13,290	10,552
October	15,241	13,154
November	17,084	15,855
December	19,581	17,904
January	21,126	20,187
February	24,026	22,647
March	26,710	25,986
April	27,638	27,358
May	27,665	27,399
June	27,662	27,380

QUALITY

	Quantity	Base Number	Contract	LHB	Wales
% of FP17s for the same patient ID Re-attending within 3 months - Children	235	3,211	7.3%	9.8%	11.3%
% of FP17s for the same patient ID Re-attending within 3 months - Adults	1,382	10,061	13.7%	14.7%	16.7%
% of FP17s for the same patient ID Re-attending between 3 & 9 months - Children	1,719	3,211	53.5%	53.0%	58.0%
% of FP17s for the same patient ID Re-attending between 3 & 9 months - Adults	4,827	10,061	48.0%	50.1%	53.7%
% of FP17s for Band 1 Urgent Courses	1,045	13,525	7.7%	9.3%	8.9%
% of FP17s Relating to Free Repair or Replacements	109	13,525	0.8%	0.8%	0.7%
% of FP17s Relating to Continuations	50	13,525	0.4%	0.7%	0.9%
% of Patients satisfied with the dentistry they have received	51	53	96.2%	95.2%	93.9%
% of Patients satisfied with the time they had to wait for an appointment	45	53	84.9%	89.0%	88.4%

* This is based on patients treated on this contract for their most recent course of treatment. Figures in italics indicate the base number of FP17s or Patient Questionnaire responses are less than 100. N/A is shown where the base number of responses is less than 10 during the period. % is calculated as Quantity/Base number*100

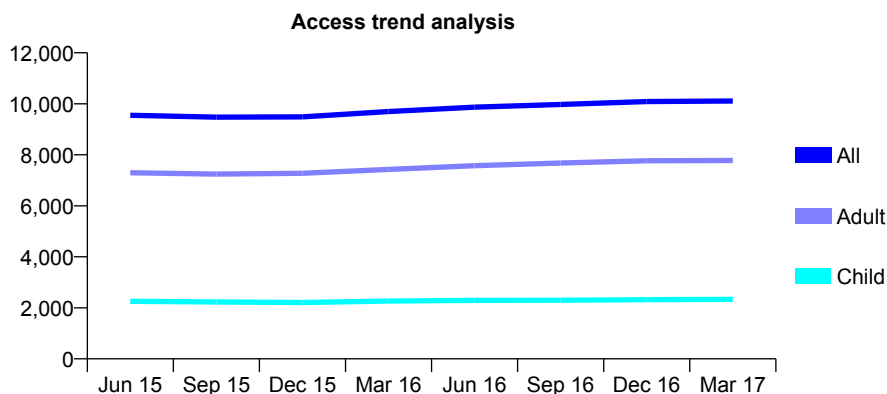
7A3 - Vital Signs At a Glance Contract Report for 169714/0001 - Year end March 2017

Name or company name	Pantyyfynon Limited
Contract type name	GDS Contract
Purpose of contract	General
Contract start date	01/04/2011
Contract end date	

16/17 Contracted general activity (UDA)	22,834
Carry forward general activity (UDA)	0
16/17 Contracted orthodontic activity (UOA)	0
Carry forward orthodontic activity (UOA)	0
Baseline contract value	£524,648.03

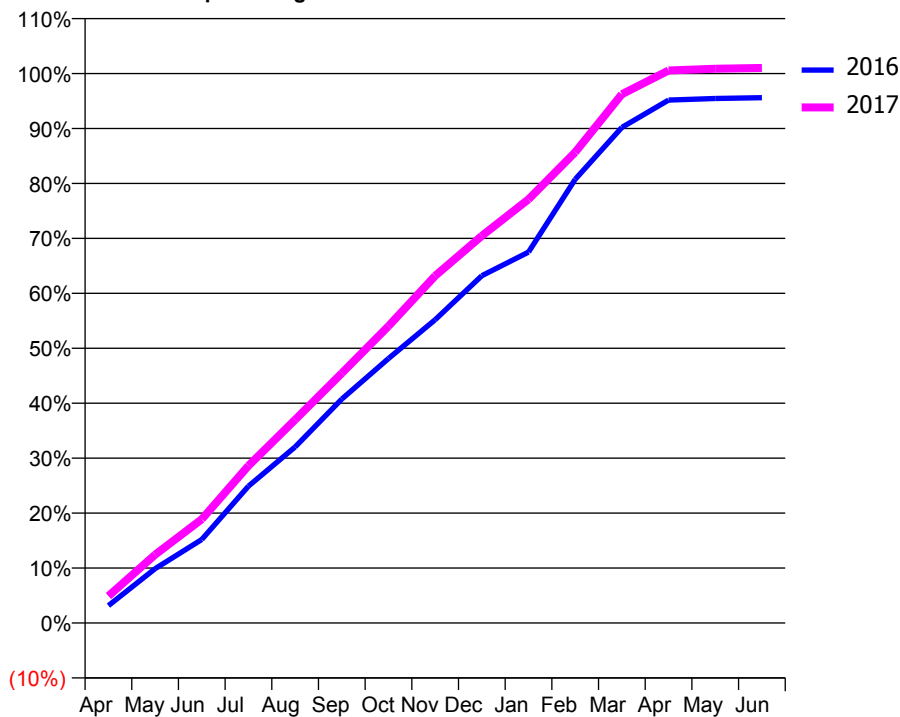
ACCESS*

Patients seen in 24 months	Total	Change since previous quarter
Quarter ending March 2016	9,695	
Quarter ending June 2016	9,871	→
Quarter ending September 2016	9,975	→
Quarter ending December 2016	10,087	→
Quarter ending March 2017	10,112	→
Variance since March 2016	4.3%	↑



ACTIVITY

Cumulative percentage of contracted UDA delivered 2016 & 2017



Month	Adjusted Scheduled Activity (UDA)	
	2016	2017
April	722	1,125
May	2,258	2,841
June	3,474	4,316
July	5,689	6,534
August	7,319	8,448
September	9,305	10,384
October	10,992	12,335
November	12,601	14,427
December	14,433	16,089
January	15,410	17,607
February	18,438	19,565
March	20,596	21,971
April	21,728	22,962
May	21,797	23,034
June	21,829	23,064

QUALITY

	Quantity	Base Number	Contract	LHB	Wales
% of FP17s for the same patient ID Re-attending within 3 months - Children	121	3,558	3.4%	9.8%	11.3%
% of FP17s for the same patient ID Re-attending within 3 months - Adults	680	8,444	8.1%	14.7%	16.7%
% of FP17s for the same patient ID Re-attending between 3 & 9 months - Children	2,170	3,558	61.0%	53.0%	58.0%
% of FP17s for the same patient ID Re-attending between 3 & 9 months - Adults	1,765	8,444	20.9%	50.1%	53.7%
% of FP17s for Band 1 Urgent Courses	251	11,964	2.1%	9.3%	8.9%
% of FP17s Relating to Free Repair or Replacements	98	11,964	0.8%	0.8%	0.7%
% of FP17s Relating to Continuations	89	11,964	0.7%	0.7%	0.9%
% of Patients satisfied with the dentistry they have received	29	33	87.9%	95.2%	93.9%
% of Patients satisfied with the time they had to wait for an appointment	28	33	84.8%	89.0%	88.4%

* This is based on patients treated on this contract for their most recent course of treatment. Figures in italics indicate the base number of FP17s or Patient Questionnaire responses are less than 100. N/A is shown where the base number of responses is less than 10 during the period. % is calculated as Quantity/Base number*100

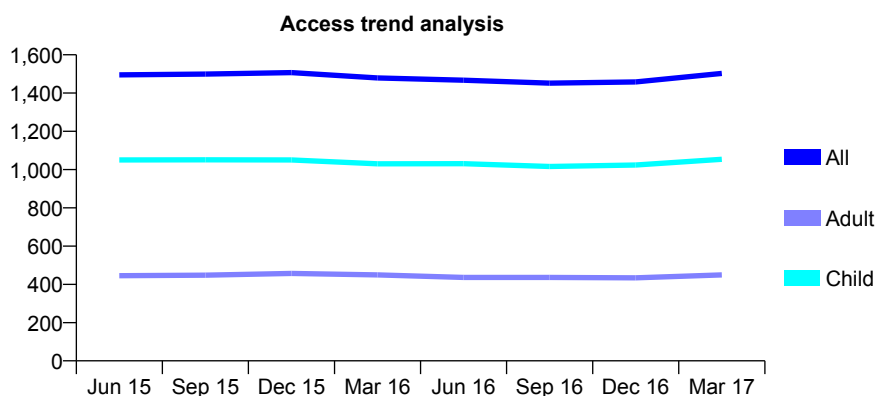
7A3 - Vital Signs At a Glance Contract Report for 171131/0001 - Year end March 2017

Name or company name	J & LV Ltd
Contract type name	GDS Contract
Purpose of contract	General
Contract start date	01/04/2006
Contract end date	

16/17 Contracted general activity (UDA)	4,000
Carry forward general activity (UDA)	0
16/17 Contracted orthodontic activity (UOA)	0
Carry forward orthodontic activity (UOA)	0
Baseline contract value	£120,522.25

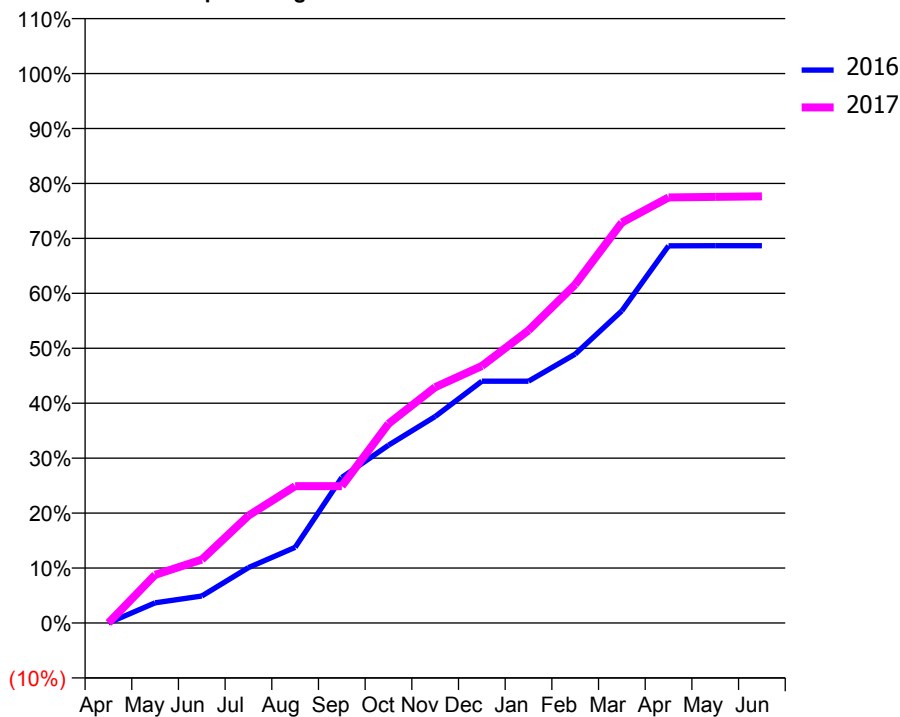
ACCESS*

Patients seen in 24 months	Total	Change since previous quarter
Quarter ending March 2016	1,479	
Quarter ending June 2016	1,467	→
Quarter ending September 2016	1,452	↓
Quarter ending December 2016	1,458	→
Quarter ending March 2017	1,503	↑
Variance since March 2016	1.6%	→



ACTIVITY

Cumulative percentage of contracted UDA delivered 2016 & 2017



Adjusted Scheduled Activity (UDA)

Month	2016	2017
April	0	0
May	147	351
June	196	462
July	404	781
August	551	996
September	1,059	996
October	1,294	1,451
November	1,503	1,716
December	1,761	1,871
January	1,761	2,130
February	1,957	2,464
March	2,273	2,915
April	2,746	3,098
May	2,747	3,102
June	2,747	3,105

QUALITY

	Quantity	Base Number	Contract	LHB	Wales
% of FP17s for the same patient ID Re-attending within 3 months - Children	124	1,809	6.9%	9.8%	11.3%
% of FP17s for the same patient ID Re-attending within 3 months - Adults	38	519	7.3%	14.7%	16.7%
% of FP17s for the same patient ID Re-attending between 3 & 9 months - Children	1,023	1,809	56.6%	53.0%	58.0%
% of FP17s for the same patient ID Re-attending between 3 & 9 months - Adults	340	519	65.5%	50.1%	53.7%
% of FP17s for Band 1 Urgent Courses	136	2,149	6.3%	9.3%	8.9%
% of FP17s Relating to Free Repair or Replacements	0	2,149	0.0%	0.8%	0.7%
% of FP17s Relating to Continuations	1	2,149	0.0%	0.7%	0.9%
% of Patients satisfied with the dentistry they have received	0	0	N/A	95.2%	93.9%
% of Patients satisfied with the time they had to wait for an appointment	0	0	N/A	89.0%	88.4%

* This is based on patients treated on this contract for their most recent course of treatment. Figures in italics indicate the base number of FP17s or Patient Questionnaire responses are less than 100. N/A is shown where the base number of responses is less than 10 during the period. % is calculated as Quantity/Base number*100

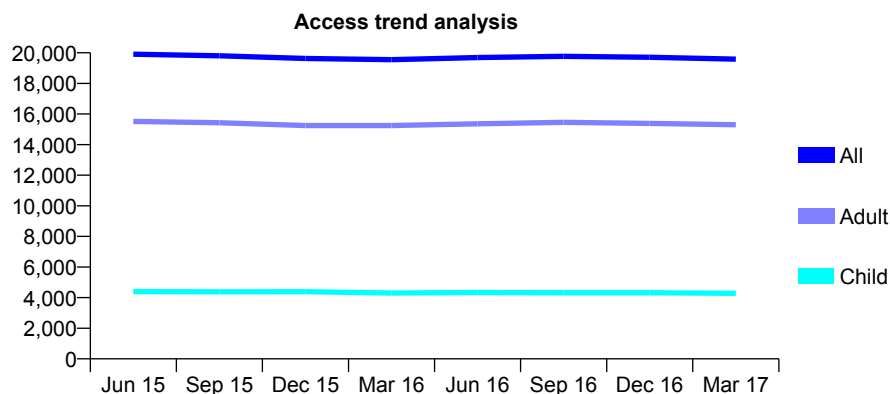
7A3 - Vital Signs At a Glance Contract Report for 175641/0001 - Year end March 2017

Name or company name	United Dental Ltd
Contract type name	GDS Contract
Purpose of contract	General
Contract start date	01/04/2009
Contract end date	

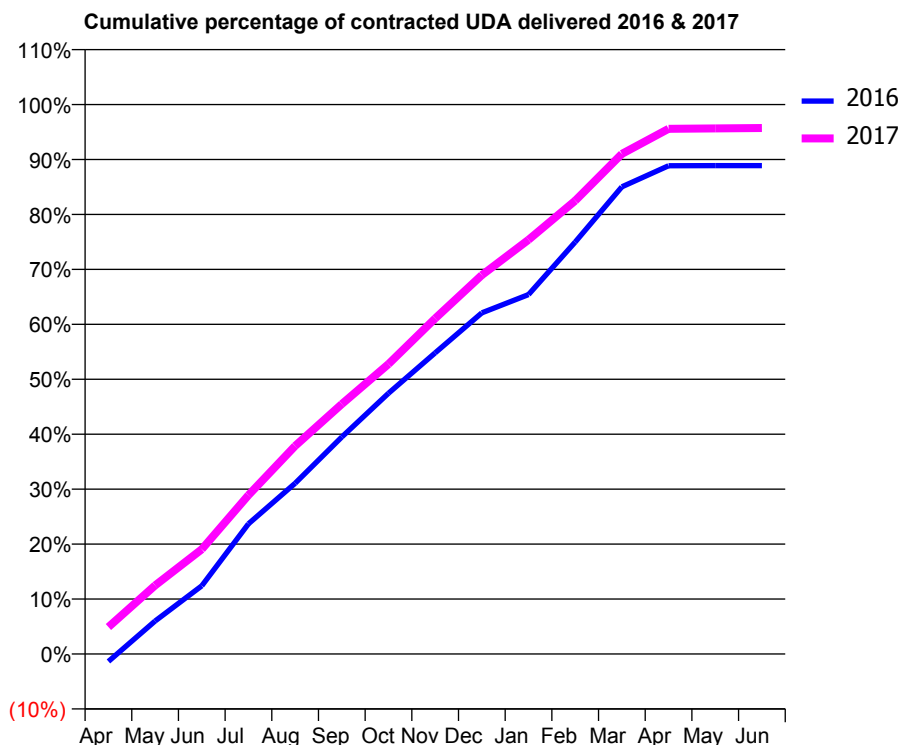
16/17 Contracted general activity (UDA)	54,400
Carry forward general activity (UDA)	0
16/17 Contracted orthodontic activity (UOA)	0
Carry forward orthodontic activity (UOA)	0
Baseline contract value	£1,349,221.49

ACCESS*

Patients seen in 24 months	Total	Change since previous quarter
Quarter ending March 2016	19,552	
Quarter ending June 2016	19,689	→
Quarter ending September 2016	19,771	→
Quarter ending December 2016	19,707	→
Quarter ending March 2017	19,582	→
Variance since March 2016	0.2%	→



ACTIVITY



Month	Adjusted Scheduled Activity (UDA)	
	2016	2017
April	-744	2,668
May	3,264	6,794
June	6,753	10,365
July	12,891	15,732
August	16,906	20,594
September	21,483	24,744
October	25,815	28,709
November	29,814	33,216
December	33,776	37,516
January	35,582	41,015
February	40,782	44,879
March	46,251	49,510
April	48,342	51,999
May	48,345	52,033
June	48,348	52,066

QUALITY

	Quantity	Base Number	Contract	LHB	Wales
% of FP17s for the same patient ID Re-attending within 3 months - Children	223	5,879	3.8%	9.8%	11.3%
% of FP17s for the same patient ID Re-attending within 3 months - Adults	1,741	19,466	8.9%	14.7%	16.7%
% of FP17s for the same patient ID Re-attending between 3 & 9 months - Children	3,129	5,879	53.2%	53.0%	58.0%
% of FP17s for the same patient ID Re-attending between 3 & 9 months - Adults	9,144	19,466	47.0%	50.1%	53.7%
% of FP17s for Band 1 Urgent Courses	1,110	25,401	4.4%	9.3%	8.9%
% of FP17s Relating to Free Repair or Replacements	178	25,401	0.7%	0.8%	0.7%
% of FP17s Relating to Continuations	166	25,401	0.7%	0.7%	0.9%
% of Patients satisfied with the dentistry they have received	77	87	88.5%	95.2%	93.9%
% of Patients satisfied with the time they had to wait for an appointment	72	87	82.8%	89.0%	88.4%

* This is based on patients treated on this contract for their most recent course of treatment. Figures in italics indicate the base number of FP17s or Patient Questionnaire responses are less than 100. N/A is shown where the base number of responses is less than 10 during the period. % is calculated as Quantity/Base number*100

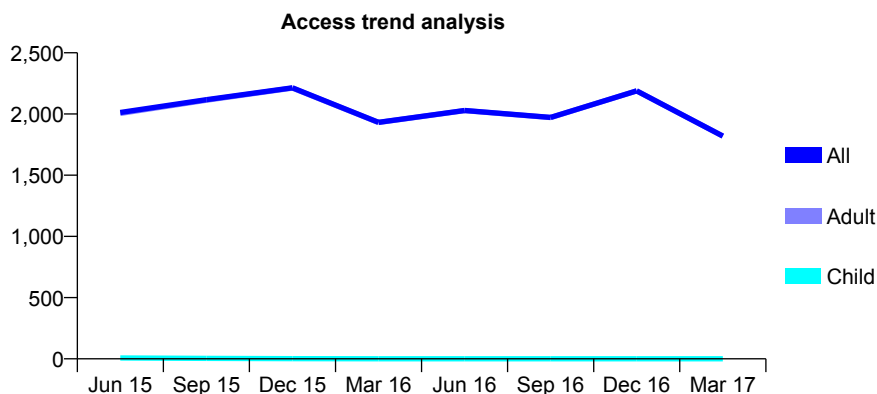
7A3 - Vital Signs At a Glance Contract Report for 175641/0002 - Year end March 2017

Name or company name	United Dental Ltd
Contract type name	GDS Contract
Purpose of contract	General
Contract start date	01/04/2009
Contract end date	

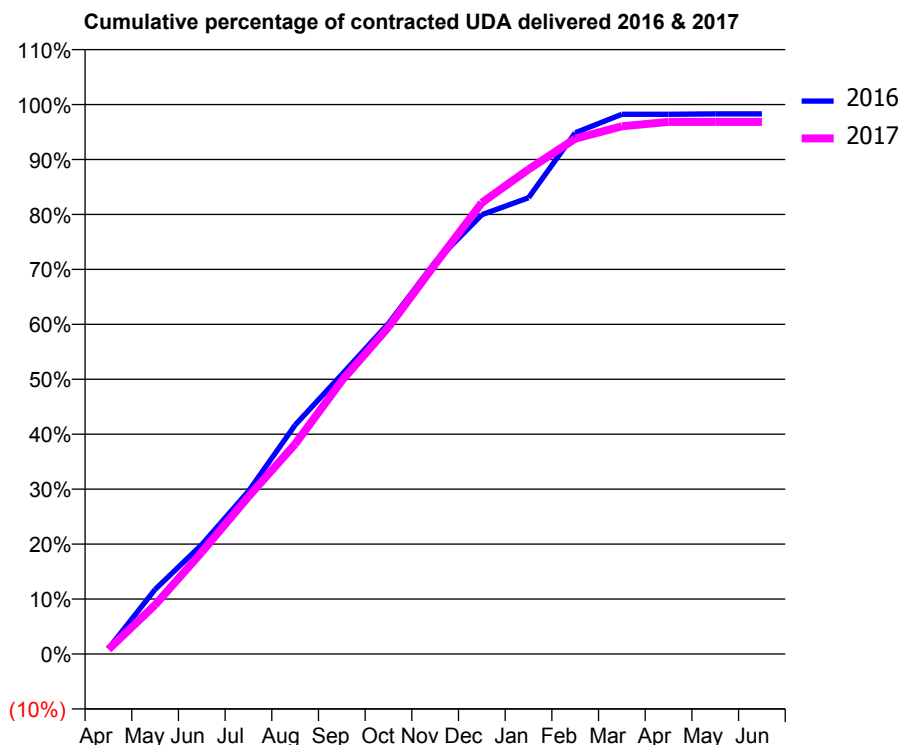
16/17 Contracted general activity (UDA)	4,926
Carry forward general activity (UDA)	84
16/17 Contracted orthodontic activity (UOA)	0
Carry forward orthodontic activity (UOA)	0
Baseline contract value	£239,710.80

ACCESS*

Patients seen in 24 months	Total	Change since previous quarter
Quarter ending March 2016	1,932	
Quarter ending June 2016	2,029	↑
Quarter ending September 2016	1,972	↓
Quarter ending December 2016	2,189	↑
Quarter ending March 2017	1,820	↓
Variance since March 2016	(5.8%)	↓



ACTIVITY



Month	Adjusted Scheduled Activity (UDA)	
	2016	2017
April	48	41
May	579	441
June	981	914
July	1,458	1,411
August	2,054	1,882
September	2,506	2,450
October	2,963	2,930
November	3,514	3,494
December	3,938	4,045
January	4,090	4,344
February	4,672	4,619
March	4,839	4,730
April	4,839	4,770
May	4,842	4,770
June	4,842	4,770

QUALITY

	Quantity	Base Number	Contract	LHB	Wales
% of FP17s for the same patient ID Re-attending within 3 months - Children	0	0	N/A	9.8%	11.3%
% of FP17s for the same patient ID Re-attending within 3 months - Adults	71	1,786	4.0%	14.7%	16.7%
% of FP17s for the same patient ID Re-attending between 3 & 9 months - Children	0	0	N/A	53.0%	58.0%
% of FP17s for the same patient ID Re-attending between 3 & 9 months - Adults	476	1,786	26.7%	50.1%	53.7%
% of FP17s for Band 1 Urgent Courses	37	1,792	2.1%	9.3%	8.9%
% of FP17s Relating to Free Repair or Replacements	0	1,792	0.0%	0.8%	0.7%
% of FP17s Relating to Continuations	3	1,792	0.2%	0.7%	0.9%
% of Patients satisfied with the dentistry they have received	6	7	N/A	95.2%	93.9%
% of Patients satisfied with the time they had to wait for an appointment	6	7	N/A	89.0%	88.4%

* This is based on patients treated on this contract for their most recent course of treatment. Figures in italics indicate the base number of FP17s or Patient Questionnaire responses are less than 100. N/A is shown where the base number of responses is less than 10 during the period. % is calculated as Quantity/Base number*100

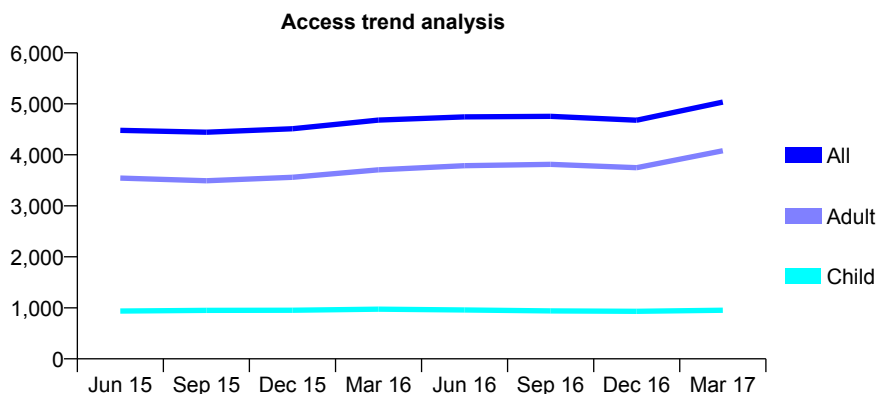
7A3 - Vital Signs At a Glance Contract Report for 175641/0003 - Year end March 2017

Name or company name	United Dental Ltd
Contract type name	GDS Contract
Purpose of contract	General
Contract start date	01/04/2009
Contract end date	

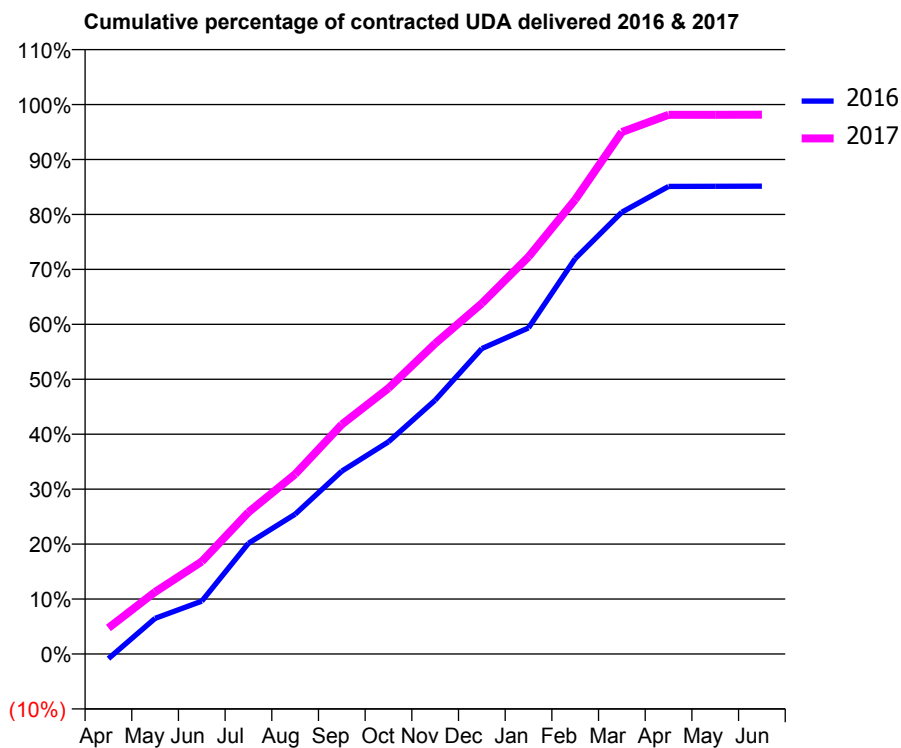
16/17 Contracted general activity (UDA)	14,400
Carry forward general activity (UDA)	0
16/17 Contracted orthodontic activity (UOA)	0
Carry forward orthodontic activity (UOA)	0
Baseline contract value	£316,039.89

ACCESS*

Patients seen in 24 months	Total	Change since previous quarter
Quarter ending March 2016	4,680	
Quarter ending June 2016	4,744	→
Quarter ending September 2016	4,753	→
Quarter ending December 2016	4,679	↓
Quarter ending March 2017	5,034	↑
Variance since March 2016	7.6%	↑



ACTIVITY



Month	Adjusted Scheduled Activity (UDA)	
	2016	2017
April	-125	683
May	934	1,625
June	1,384	2,423
July	2,904	3,717
August	3,665	4,714
September	4,791	6,015
October	5,560	6,965
November	6,652	8,136
December	8,003	9,188
January	8,544	10,408
February	10,363	11,908
March	11,580	13,680
April	12,254	14,130
May	12,257	14,129
June	12,261	14,133

QUALITY

	Quantity	Base Number	Contract	LHB	Wales
% of FP17s for the same patient ID Re-attending within 3 months - Children	57	1,270	4.5%	9.8%	11.3%
% of FP17s for the same patient ID Re-attending within 3 months - Adults	706	5,782	12.2%	14.7%	16.7%
% of FP17s for the same patient ID Re-attending between 3 & 9 months - Children	677	1,270	53.3%	53.0%	58.0%
% of FP17s for the same patient ID Re-attending between 3 & 9 months - Adults	3,029	5,782	52.4%	50.1%	53.7%
% of FP17s for Band 1 Urgent Courses	520	6,982	7.4%	9.3%	8.9%
% of FP17s Relating to Free Repair or Replacements	101	6,982	1.4%	0.8%	0.7%
% of FP17s Relating to Continuations	30	6,982	0.4%	0.7%	0.9%
% of Patients satisfied with the dentistry they have received	32	33	97.0%	95.2%	93.9%
% of Patients satisfied with the time they had to wait for an appointment	30	33	90.9%	89.0%	88.4%

* This is based on patients treated on this contract for their most recent course of treatment. Figures in italics indicate the base number of FP17s or Patient Questionnaire responses are less than 100. N/A is shown where the base number of responses is less than 10 during the period. % is calculated as Quantity/Base number*100

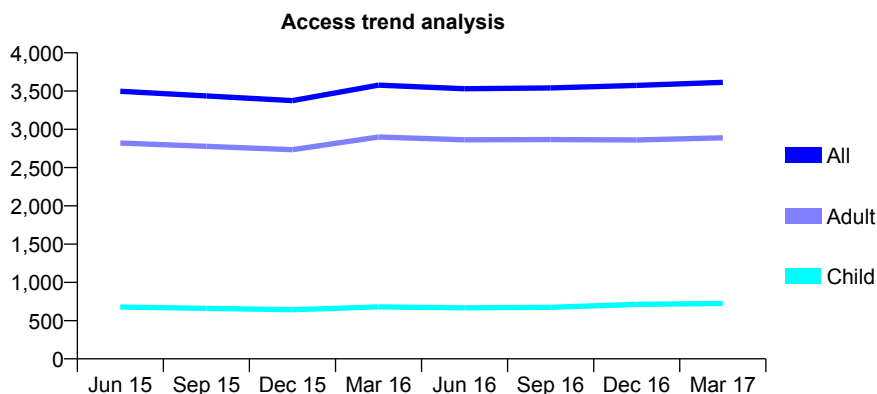
7A3 - Vital Signs At a Glance Contract Report for 177415/0001 - Year end March 2017

Name or company name	Ty Gwyn Dental Practice Limited
Contract type name	GDS Contract
Purpose of contract	General
Contract start date	01/10/2008
Contract end date	

16/17 Contracted general activity (UDA)	8,250
Carry forward general activity (UDA)	0
16/17 Contracted orthodontic activity (UOA)	0
Carry forward orthodontic activity (UOA)	0
Baseline contract value	£185,421.40

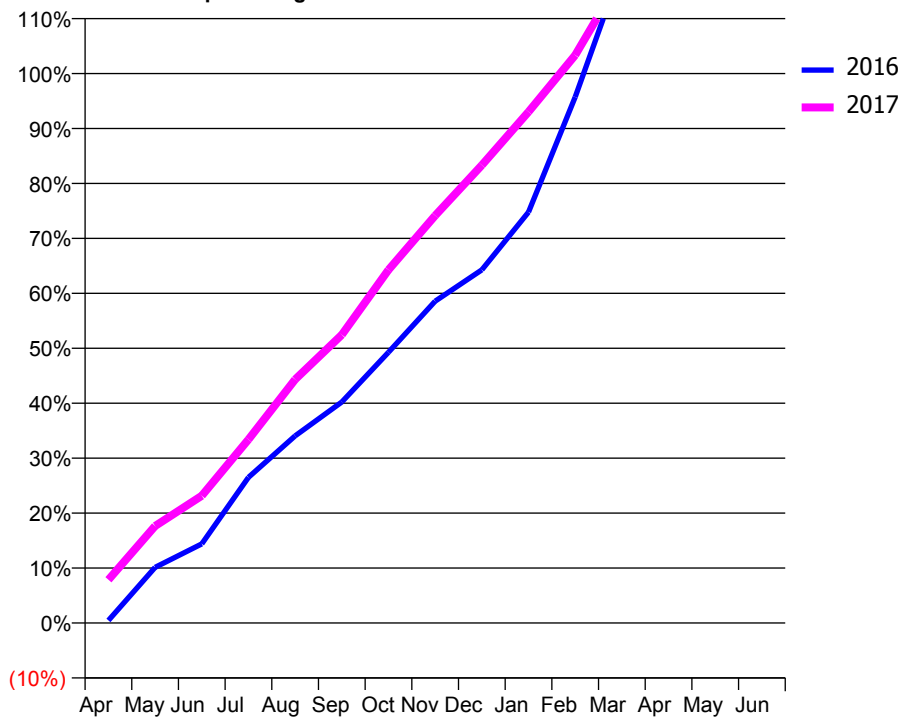
ACCESS*

Patients seen in 24 months	Total	Change since previous quarter
Quarter ending March 2016	3,577	
Quarter ending June 2016	3,530	↓
Quarter ending September 2016	3,541	→
Quarter ending December 2016	3,573	→
Quarter ending March 2017	3,614	→
Variance since March 2016	1.0%	→



ACTIVITY

Cumulative percentage of contracted UDA delivered 2016 & 2017



Adjusted Scheduled Activity (UDA)

Month	2016	2017
April	39	650
May	836	1,457
June	1,188	1,912
July	2,188	2,756
August	2,811	3,657
September	3,318	4,327
October	4,066	5,301
November	4,832	6,117
December	5,301	6,873
January	6,168	7,674
February	7,897	8,525
March	9,847	9,712
April	9,981	10,003
May	9,991	9,992
June	9,988	9,995

QUALITY

	Quantity	Base Number	Contract	LHB	Wales
% of FP17s for the same patient ID Re-attending within 3 months - Children	55	834	6.6%	9.8%	11.3%
% of FP17s for the same patient ID Re-attending within 3 months - Adults	475	3,581	13.3%	14.7%	16.7%
% of FP17s for the same patient ID Re-attending between 3 & 9 months - Children	318	834	38.1%	53.0%	58.0%
% of FP17s for the same patient ID Re-attending between 3 & 9 months - Adults	1,712	3,581	47.8%	50.1%	53.7%
% of FP17s for Band 1 Urgent Courses	451	4,513	10.0%	9.3%	8.9%
% of FP17s Relating to Free Repair or Replacements	20	4,513	0.4%	0.8%	0.7%
% of FP17s Relating to Continuations	1	4,513	0.0%	0.7%	0.9%
% of Patients satisfied with the dentistry they have received	14	14	100.0%	95.2%	93.9%
% of Patients satisfied with the time they had to wait for an appointment	14	14	100.0%	89.0%	88.4%

* This is based on patients treated on this contract for their most recent course of treatment. Figures in italics indicate the base number of FP17s or Patient Questionnaire responses are less than 100. N/A is shown where the base number of responses is less than 10 during the period. % is calculated as Quantity/Base number*100

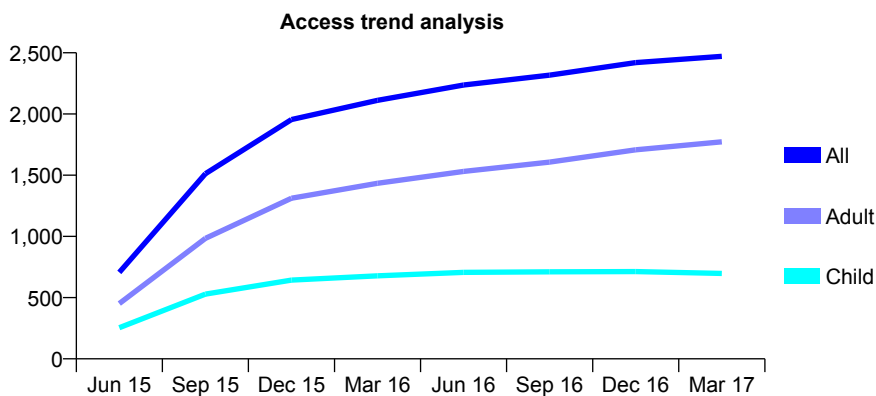
7A3 - Vital Signs At a Glance Contract Report for 177997/0001 - Year end March 2017

Name or company name	B Jones
Contract type name	GDS Contract
Purpose of contract	General
Contract start date	01/04/2015
Contract end date	

16/17 Contracted general activity (UDA)	6,644
Carry forward general activity (UDA)	135
16/17 Contracted orthodontic activity (UOA)	0
Carry forward orthodontic activity (UOA)	0
Baseline contract value	£172,271.16

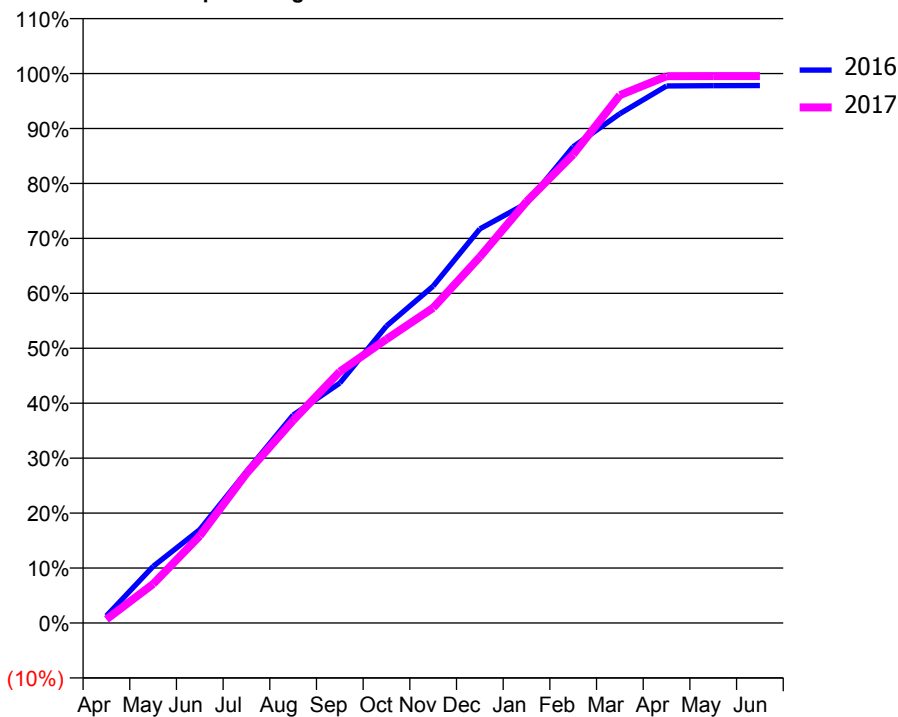
ACCESS*

Patients seen in 24 months	Total	Change since previous quarter
Quarter ending March 2016	2,112	
Quarter ending June 2016	2,237	↑
Quarter ending September 2016	2,318	↑
Quarter ending December 2016	2,420	↑
Quarter ending March 2017	2,471	↑
Variance since March 2016	17.0%	↑



ACTIVITY

Cumulative percentage of contracted UDA delivered 2016 & 2017



Month	Adjusted Scheduled Activity (UDA)	
	2016	2017
April	86	45
May	684	472
June	1,130	1,053
July	1,831	1,808
August	2,515	2,450
September	2,902	3,040
October	3,592	3,431
November	4,073	3,811
December	4,765	4,426
January	5,075	5,095
February	5,758	5,665
March	6,158	6,383
April	6,493	6,611
May	6,497	6,614
June	6,498	6,614

QUALITY

	Quantity	Base Number	Contract	LHB	Wales
% of FP17s for the same patient ID Re-attending within 3 months - Children	45	1,103	4.1%	9.8%	11.3%
% of FP17s for the same patient ID Re-attending within 3 months - Adults	183	2,583	7.1%	14.7%	16.7%
% of FP17s for the same patient ID Re-attending between 3 & 9 months - Children	490	1,103	44.4%	53.0%	58.0%
% of FP17s for the same patient ID Re-attending between 3 & 9 months - Adults	1,022	2,583	39.6%	50.1%	53.7%
% of FP17s for Band 1 Urgent Courses	233	3,653	6.4%	9.3%	8.9%
% of FP17s Relating to Free Repair or Replacements	21	3,653	0.6%	0.8%	0.7%
% of FP17s Relating to Continuations	29	3,653	0.8%	0.7%	0.9%
% of Patients satisfied with the dentistry they have received	5	6	N/A	95.2%	93.9%
% of Patients satisfied with the time they had to wait for an appointment	4	6	N/A	89.0%	88.4%

* This is based on patients treated on this contract for their most recent course of treatment. Figures in italics indicate the base number of FP17s or Patient Questionnaire responses are less than 100. N/A is shown where the base number of responses is less than 10 during the period. % is calculated as Quantity/Base number*100

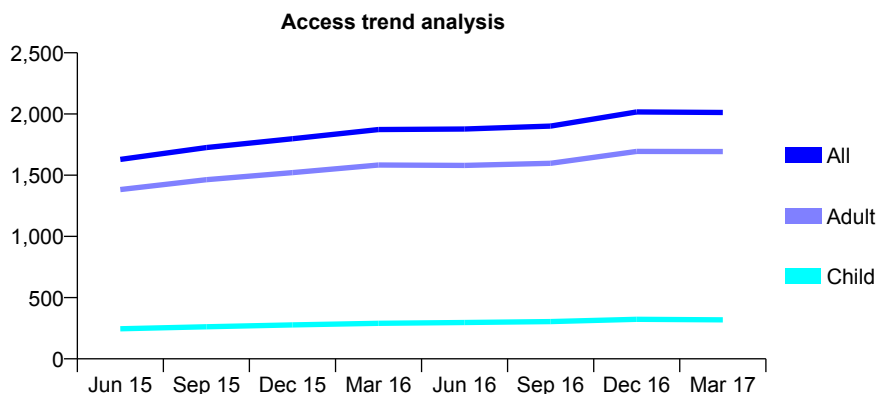
7A3 - Vital Signs At a Glance Contract Report for 178624/0001 - Year end March 2017

Name or company name	C Hancock
Contract type name	GDS Contract
Purpose of contract	General
Contract start date	01/04/2014
Contract end date	

16/17 Contracted general activity (UDA)	5,669
Carry forward general activity (UDA)	0
16/17 Contracted orthodontic activity (UOA)	0
Carry forward orthodontic activity (UOA)	0
Baseline contract value	£132,846.05

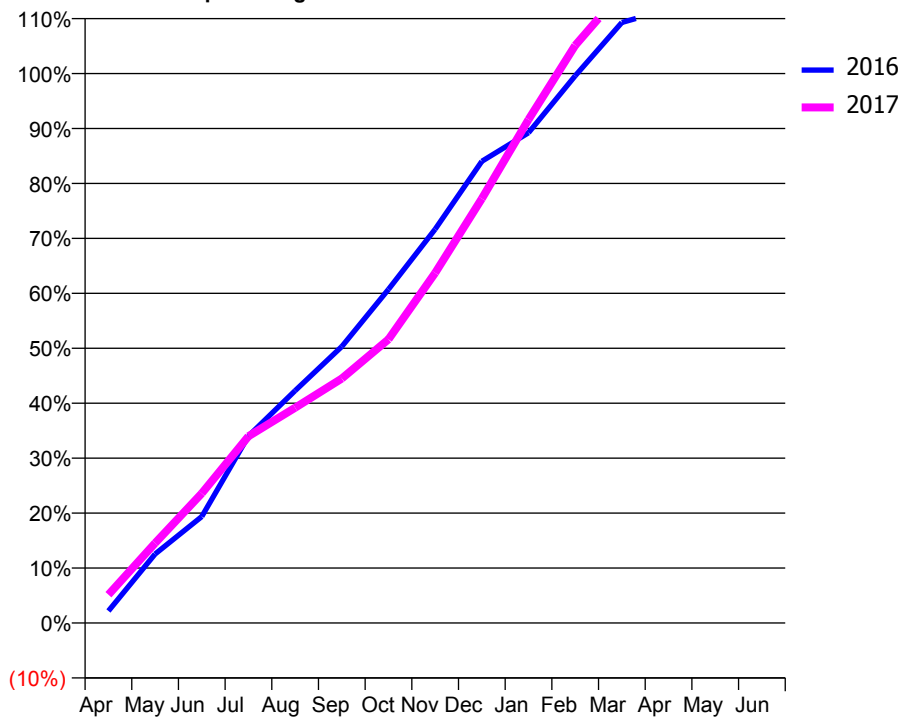
ACCESS*

Patients seen in 24 months	Total	Change since previous quarter
Quarter ending March 2016	1,873	
Quarter ending June 2016	1,877	→
Quarter ending September 2016	1,901	→
Quarter ending December 2016	2,017	↑
Quarter ending March 2017	2,012	→
Variance since March 2016	7.4%	↑



ACTIVITY

Cumulative percentage of contracted UDA delivered 2016 & 2017



Month	Adjusted Scheduled Activity (UDA)	
	2016	2017
April	121	293
May	691	825
June	1,066	1,338
July	1,872	1,927
August	2,326	2,222
September	2,767	2,522
October	3,340	2,927
November	3,942	3,611
December	4,621	4,379
January	4,907	5,194
February	5,476	5,958
March	6,010	6,515
April	6,144	6,685
May	6,158	6,704
June	6,158	6,704

QUALITY

	Quantity	Base Number	Contract	LHB	Wales
% of FP17s for the same patient ID Re-attending within 3 months - Children	24	452	5.3%	9.8%	11.3%
% of FP17s for the same patient ID Re-attending within 3 months - Adults	350	2,489	14.1%	14.7%	16.7%
% of FP17s for the same patient ID Re-attending between 3 & 9 months - Children	207	452	45.8%	53.0%	58.0%
% of FP17s for the same patient ID Re-attending between 3 & 9 months - Adults	1,213	2,489	48.7%	50.1%	53.7%
% of FP17s for Band 1 Urgent Courses	148	2,976	5.0%	9.3%	8.9%
% of FP17s Relating to Free Repair or Replacements	29	2,976	1.0%	0.8%	0.7%
% of FP17s Relating to Continuations	3	2,976	0.1%	0.7%	0.9%
% of Patients satisfied with the dentistry they have received	13	13	100.0%	95.2%	93.9%
% of Patients satisfied with the time they had to wait for an appointment	10	13	76.9%	89.0%	88.4%

* This is based on patients treated on this contract for their most recent course of treatment. Figures in italics indicate the base number of FP17s or Patient Questionnaire responses are less than 100. N/A is shown where the base number of responses is less than 10 during the period. % is calculated as Quantity/Base number*100

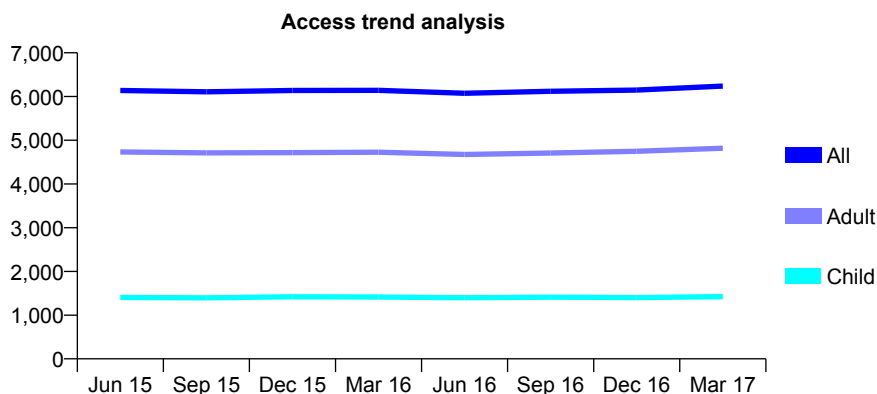
7A3 - Vital Signs At a Glance Contract Report for 179310/0001 - Year end March 2017

Name or company name	West Coast Dental Care Ltd
Contract type name	GDS Contract
Purpose of contract	General
Contract start date	01/04/2010
Contract end date	

16/17 Contracted general activity (UDA)	22,023
Carry forward general activity (UDA)	346
16/17 Contracted orthodontic activity (UOA)	0
Carry forward orthodontic activity (UOA)	0
Baseline contract value	£513,943.46

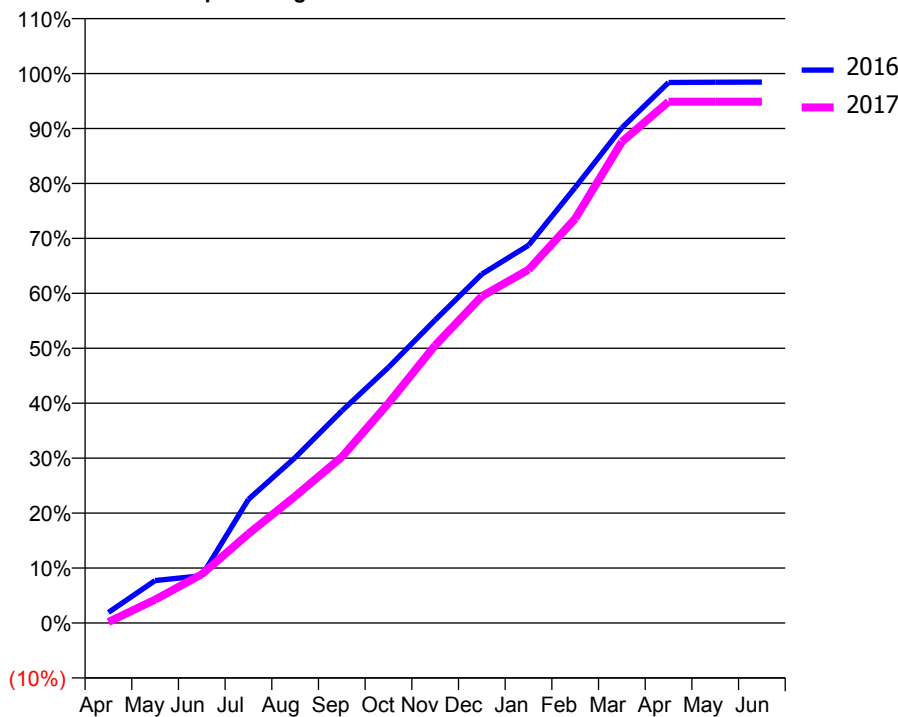
ACCESS*

Patients seen in 24 months	Total	Change since previous quarter
Quarter ending March 2016	6,140	
Quarter ending June 2016	6,073	↓
Quarter ending September 2016	6,119	→
Quarter ending December 2016	6,147	→
Quarter ending March 2017	6,240	→
Variance since March 2016	1.6%	→



ACTIVITY

Cumulative percentage of contracted UDA delivered 2016 & 2017



Adjusted Scheduled Activity (UDA)

Month	2016	2017
April	426	38
May	1,704	939
June	1,892	1,955
July	4,956	3,578
August	6,630	5,082
September	8,499	6,659
October	10,246	8,811
November	12,142	11,128
December	13,984	13,098
January	15,136	14,161
February	17,455	16,205
March	19,848	19,284
April	21,665	20,891
May	21,676	20,893
June	21,677	20,893

QUALITY

	Quantity	Base Number	Contract	LHB	Wales
% of FP17s for the same patient ID Re-attending within 3 months - Children	131	2,224	5.9%	9.8%	11.3%
% of FP17s for the same patient ID Re-attending within 3 months - Adults	867	7,589	11.4%	14.7%	16.7%
% of FP17s for the same patient ID Re-attending between 3 & 9 months - Children	1,344	2,224	60.4%	53.0%	58.0%
% of FP17s for the same patient ID Re-attending between 3 & 9 months - Adults	4,474	7,589	59.0%	50.1%	53.7%
% of FP17s for Band 1 Urgent Courses	630	9,620	6.5%	9.3%	8.9%
% of FP17s Relating to Free Repair or Replacements	15	9,620	0.2%	0.8%	0.7%
% of FP17s Relating to Continuations	20	9,620	0.2%	0.7%	0.9%
% of Patients satisfied with the dentistry they have received	63	65	96.9%	95.2%	93.9%
% of Patients satisfied with the time they had to wait for an appointment	54	65	83.1%	89.0%	88.4%

* This is based on patients treated on this contract for their most recent course of treatment. Figures in italics indicate the base number of FP17s or Patient Questionnaire responses are less than 100. N/A is shown where the base number of responses is less than 10 during the period. % is calculated as Quantity/Base number*100

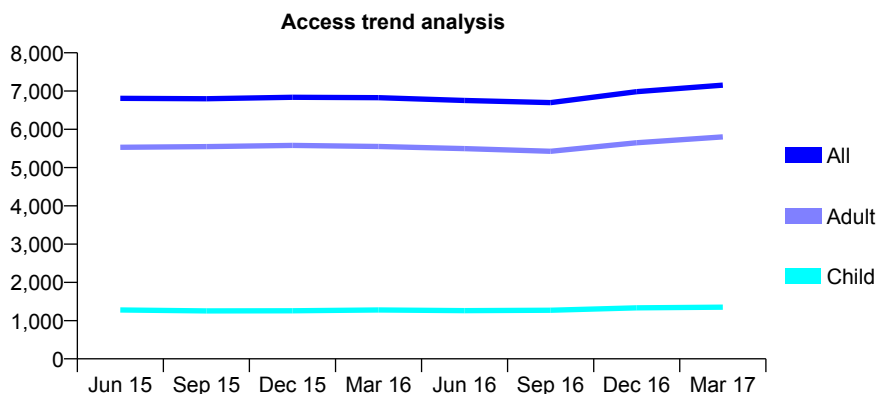
7A3 - Vital Signs At a Glance Contract Report for 180734/0001 - Year end March 2017

Name or company name	Andrew J R Turpy & E. Sarah Turpy
Contract type name	GDS Contract
Purpose of contract	General
Contract start date	19/06/2009
Contract end date	

16/17 Contracted general activity (UDA)	21,735
Carry forward general activity (UDA)	1,009
16/17 Contracted orthodontic activity (UOA)	0
Carry forward orthodontic activity (UOA)	0
Baseline contract value	£502,837.76

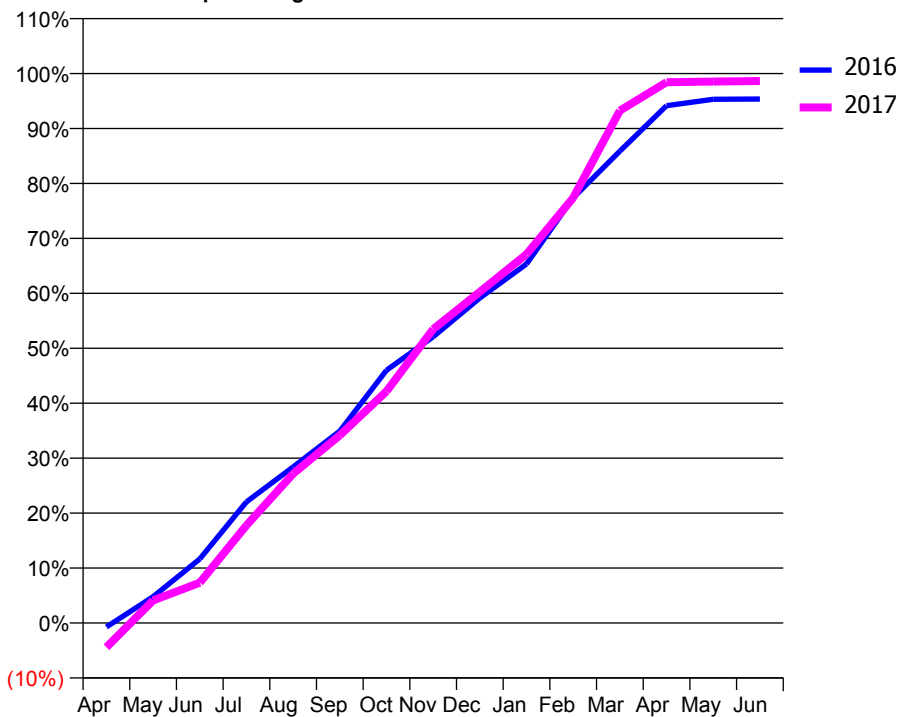
ACCESS*

Patients seen in 24 months	Total	Change since previous quarter
Quarter ending March 2016	6,828	
Quarter ending June 2016	6,754	↓
Quarter ending September 2016	6,698	→
Quarter ending December 2016	6,983	↑
Quarter ending March 2017	7,153	↑
Variance since March 2016	4.8%	↑



ACTIVITY

Cumulative percentage of contracted UDA delivered 2016 & 2017



Month	Adjusted Scheduled Activity (UDA)	
	2016	2017
April	-160	-964
May	1,042	895
June	2,536	1,594
July	4,791	3,861
August	6,176	5,902
September	7,593	7,422
October	9,997	9,163
November	11,324	11,622
December	12,857	13,098
January	14,203	14,588
February	16,819	16,818
March	18,666	20,269
April	20,464	21,392
May	20,713	21,419
June	20,726	21,437

QUALITY

	Quantity	Base Number	Contract	LHB	Wales
% of FP17s for the same patient ID Re-attending within 3 months - Children	152	1,787	8.5%	9.8%	11.3%
% of FP17s for the same patient ID Re-attending within 3 months - Adults	1,345	8,506	15.8%	14.7%	16.7%
% of FP17s for the same patient ID Re-attending between 3 & 9 months - Children	762	1,787	42.6%	53.0%	58.0%
% of FP17s for the same patient ID Re-attending between 3 & 9 months - Adults	4,093	8,506	48.1%	50.1%	53.7%
% of FP17s for Band 1 Urgent Courses	905	10,017	9.0%	9.3%	8.9%
% of FP17s Relating to Free Repair or Replacements	55	10,017	0.5%	0.8%	0.7%
% of FP17s Relating to Continuations	27	10,017	0.3%	0.7%	0.9%
% of Patients satisfied with the dentistry they have received	30	31	96.8%	95.2%	93.9%
% of Patients satisfied with the time they had to wait for an appointment	29	31	93.5%	89.0%	88.4%

* This is based on patients treated on this contract for their most recent course of treatment. Figures in italics indicate the base number of FP17s or Patient Questionnaire responses are less than 100. N/A is shown where the base number of responses is less than 10 during the period. % is calculated as Quantity/Base number*100

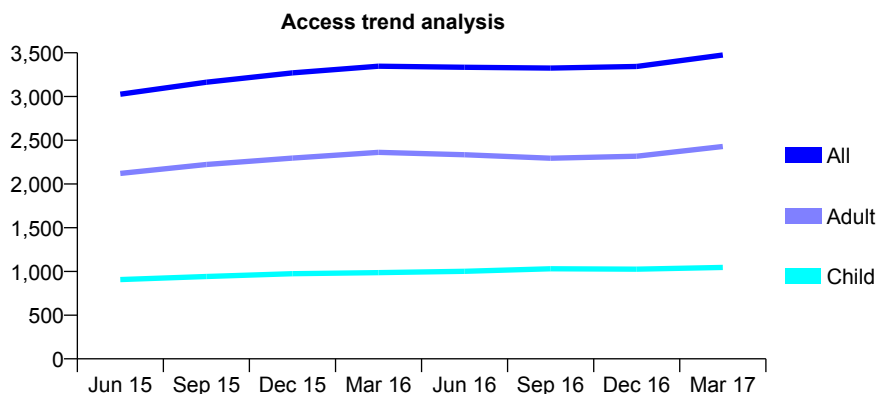
7A3 - Vital Signs At a Glance Contract Report for 181382/0001 - Year end March 2017

Name or company name	Cwmdulais Dental Practice
Contract type name	GDS Contract
Purpose of contract	General and Orthodontic
Contract start date	01/01/2014
Contract end date	

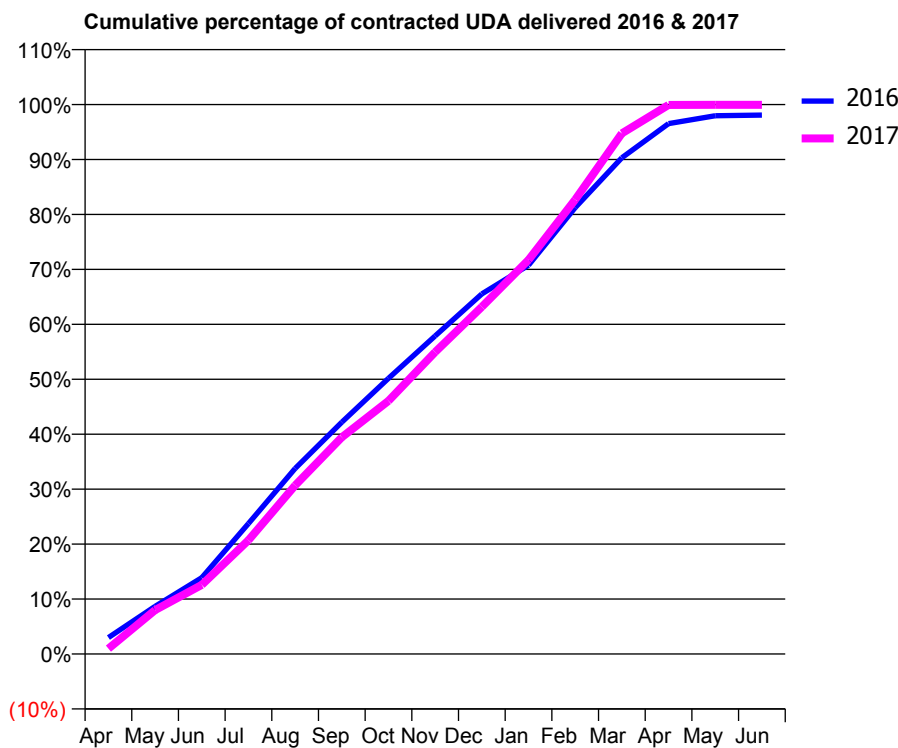
16/17 Contracted general activity (UDA)	8,575
Carry forward general activity (UDA)	164
16/17 Contracted orthodontic activity (UOA)	1,351
Carry forward orthodontic activity (UOA)	0
Baseline contract value	£410,899.54

ACCESS*

Patients seen in 24 months	Total	Change since previous quarter
Quarter ending March 2016	3,347	
Quarter ending June 2016	3,335	→
Quarter ending September 2016	3,325	→
Quarter ending December 2016	3,344	→
Quarter ending March 2017	3,475	↑
Variance since March 2016	3.8%	↑



ACTIVITY



Month	Adjusted Scheduled Activity (UDA)	
	2016	2017
April	258	84
May	744	686
June	1,191	1,079
July	2,036	1,776
August	2,896	2,631
September	3,617	3,382
October	4,302	3,950
November	4,964	4,713
December	5,620	5,417
January	6,066	6,150
February	6,966	7,092
March	7,744	8,124
April	8,276	8,567
May	8,399	8,570
June	8,411	8,570

QUALITY

	Quantity	Base Number	Contract	LHB	Wales
% of FP17s for the same patient ID Re-attending within 3 months - Children	194	2,000	9.7%	9.8%	11.3%
% of FP17s for the same patient ID Re-attending within 3 months - Adults	545	3,593	15.2%	14.7%	16.7%
% of FP17s for the same patient ID Re-attending between 3 & 9 months - Children	1,119	2,000	56.0%	53.0%	58.0%
% of FP17s for the same patient ID Re-attending between 3 & 9 months - Adults	1,539	3,593	42.8%	50.1%	53.7%
% of FP17s for Band 1 Urgent Courses	736	5,093	14.5%	9.3%	8.9%
% of FP17s Relating to Free Repair or Replacements	37	5,093	0.7%	0.8%	0.7%
% of FP17s Relating to Continuations	6	5,093	0.1%	0.7%	0.9%
% of Patients satisfied with the dentistry they have received	11	11	100.0%	95.2%	93.9%
% of Patients satisfied with the time they had to wait for an appointment	9	11	81.8%	89.0%	88.4%

* This is based on patients treated on this contract for their most recent course of treatment. Figures in italics indicate the base number of FP17s or Patient Questionnaire responses are less than 100. N/A is shown where the base number of responses is less than 10 during the period. % is calculated as Quantity/Base number*100

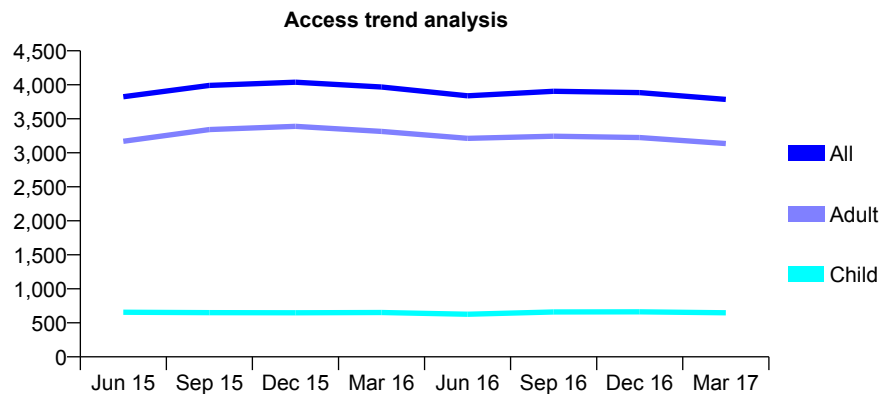
7A3 - Vital Signs At a Glance Contract Report for 184136/0001 - Year end March 2017

Name or company name	Glynneath Dental Practice
Contract type name	GDS Contract
Purpose of contract	General
Contract start date	01/09/2012
Contract end date	

16/17 Contracted general activity (UDA)	10,623
Carry forward general activity (UDA)	0
16/17 Contracted orthodontic activity (UOA)	0
Carry forward orthodontic activity (UOA)	0
Baseline contract value	£375,637.91

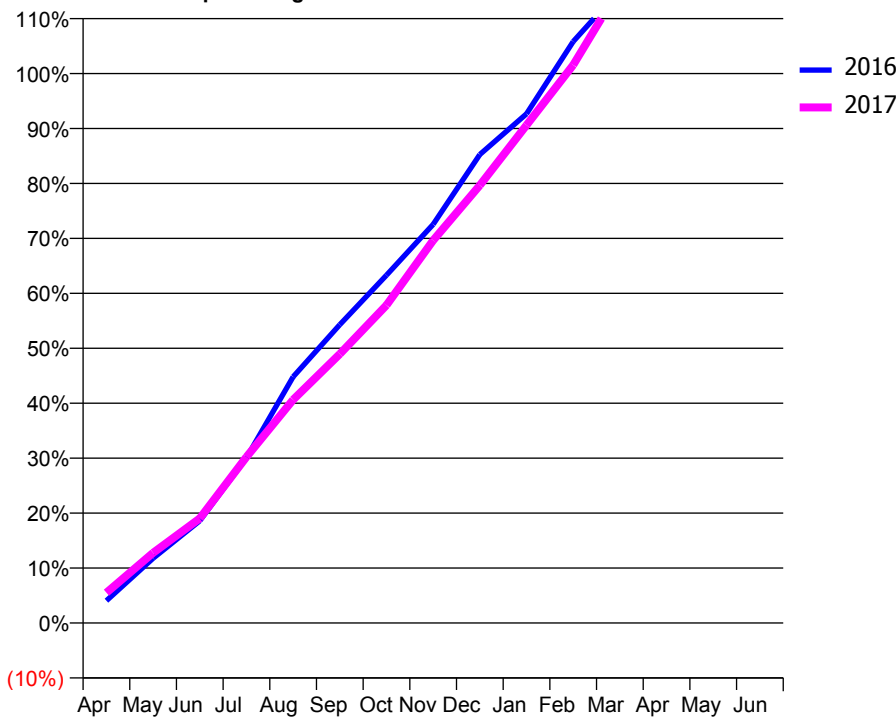
ACCESS*

Patients seen in 24 months	Total	Change since previous quarter
Quarter ending March 2016	3,967	
Quarter ending June 2016	3,839	↓
Quarter ending September 2016	3,904	→
Quarter ending December 2016	3,886	→
Quarter ending March 2017	3,786	↓
Variance since March 2016	(4.6%)	↓



ACTIVITY

Cumulative percentage of contracted UDA delivered 2016 & 2017



Month	Adjusted Scheduled Activity (UDA)	
	2016	2017
April	431	586
May	1,251	1,357
June	1,977	2,022
July	3,194	3,210
August	4,760	4,316
September	5,767	5,201
October	6,725	6,144
November	7,706	7,396
December	9,056	8,461
January	9,844	9,624
February	11,240	10,787
March	12,239	12,278
April	12,412	12,949
May	12,455	12,965
June	12,455	12,966

QUALITY

	Quantity	Base Number	Contract	LHB	Wales
% of FP17s for the same patient ID Re-attending within 3 months - Children	46	687	6.7%	9.8%	11.3%
% of FP17s for the same patient ID Re-attending within 3 months - Adults	342	3,081	11.1%	14.7%	16.7%
% of FP17s for the same patient ID Re-attending between 3 & 9 months - Children	131	687	19.1%	53.0%	58.0%
% of FP17s for the same patient ID Re-attending between 3 & 9 months - Adults	802	3,081	26.0%	50.1%	53.7%
% of FP17s for Band 1 Urgent Courses	290	3,891	7.5%	9.3%	8.9%
% of FP17s Relating to Free Repair or Replacements	33	3,891	0.8%	0.8%	0.7%
% of FP17s Relating to Continuations	45	3,891	1.2%	0.7%	0.9%
% of Patients satisfied with the dentistry they have received	15	15	100.0%	95.2%	93.9%
% of Patients satisfied with the time they had to wait for an appointment	14	15	93.3%	89.0%	88.4%

* This is based on patients treated on this contract for their most recent course of treatment. Figures in italics indicate the base number of FP17s or Patient Questionnaire responses are less than 100. N/A is shown where the base number of responses is less than 10 during the period. % is calculated as Quantity/Base number*100

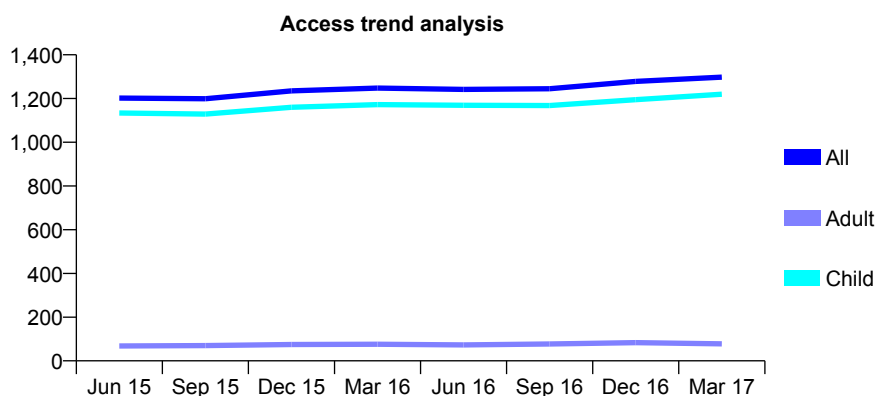
7A3 - Vital Signs At a Glance Contract Report for 185000/0001 - Year end March 2017

Name or company name	Howells, Harrison & Gregson
Contract type name	GDS Contract
Purpose of contract	General
Contract start date	01/04/2006
Contract end date	

16/17 Contracted general activity (UDA)	2,576
Carry forward general activity (UDA)	0
16/17 Contracted orthodontic activity (UOA)	0
Carry forward orthodontic activity (UOA)	0
Baseline contract value	£54,062.46

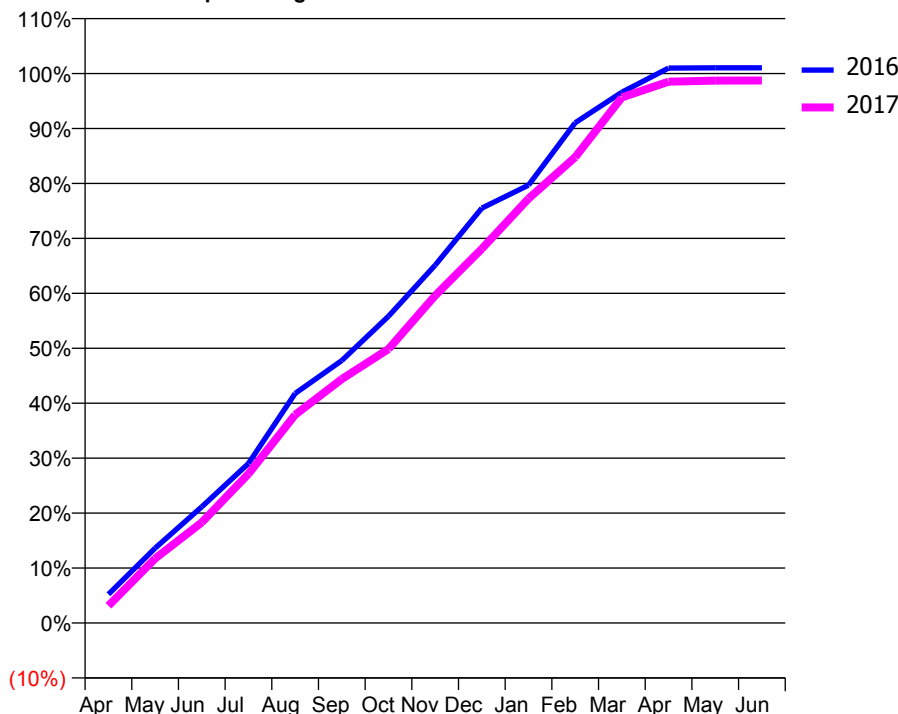
ACCESS*

Patients seen in 24 months	Total	Change since previous quarter
Quarter ending March 2016	1,248	
Quarter ending June 2016	1,242	→
Quarter ending September 2016	1,245	→
Quarter ending December 2016	1,278	↑
Quarter ending March 2017	1,298	→
Variance since March 2016	4.0%	↑



ACTIVITY

Cumulative percentage of contracted UDA delivered 2016 & 2017



Month	2016	2017
April	135	81
May	351	302
June	545	472
July	748	699
August	1,076	976
September	1,231	1,144
October	1,438	1,284
November	1,678	1,535
December	1,945	1,754
January	2,053	1,989
February	2,345	2,184
March	2,488	2,464
April	2,601	2,537
May	2,602	2,542
June	2,602	2,543

QUALITY

	Quantity	Base Number	Contract	LHB	Wales
% of FP17s for the same patient ID Re-attending within 3 months - Children	239	1,907	12.5%	9.8%	11.3%
% of FP17s for the same patient ID Re-attending within 3 months - Adults	0	0	N/A	14.7%	16.7%
% of FP17s for the same patient ID Re-attending between 3 & 9 months - Children	1,010	1,907	53.0%	53.0%	58.0%
% of FP17s for the same patient ID Re-attending between 3 & 9 months - Adults	0	0	N/A	50.1%	53.7%
% of FP17s for Band 1 Urgent Courses	177	1,881	9.4%	9.3%	8.9%
% of FP17s Relating to Free Repair or Replacements	4	1,881	0.2%	0.8%	0.7%
% of FP17s Relating to Continuations	33	1,881	1.8%	0.7%	0.9%
% of Patients satisfied with the dentistry they have received	2	2	N/A	95.2%	93.9%
% of Patients satisfied with the time they had to wait for an appointment	2	2	N/A	89.0%	88.4%

* This is based on patients treated on this contract for their most recent course of treatment. Figures in italics indicate the base number of FP17s or Patient Questionnaire responses are less than 100. N/A is shown where the base number of responses is less than 10 during the period. % is calculated as Quantity/Base number*100

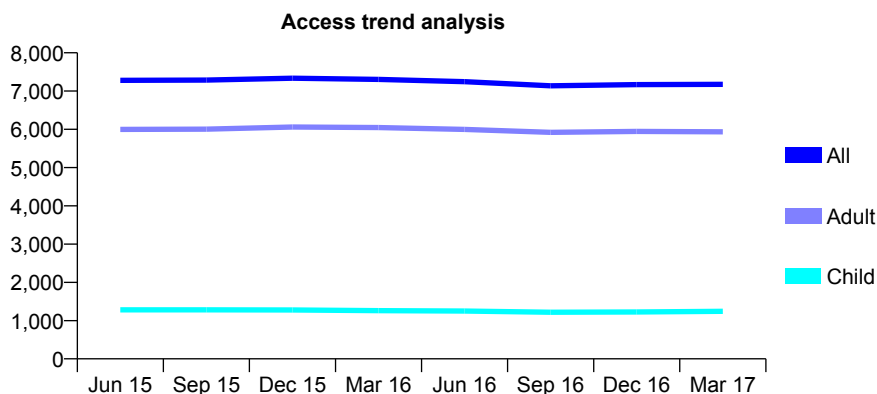
7A3 - Vital Signs At a Glance Contract Report for 187917/0001 - Year end March 2017

Name or company name	The Victoria Road Dental Surgery
Contract type name	GDS Contract
Purpose of contract	General
Contract start date	01/05/2012
Contract end date	

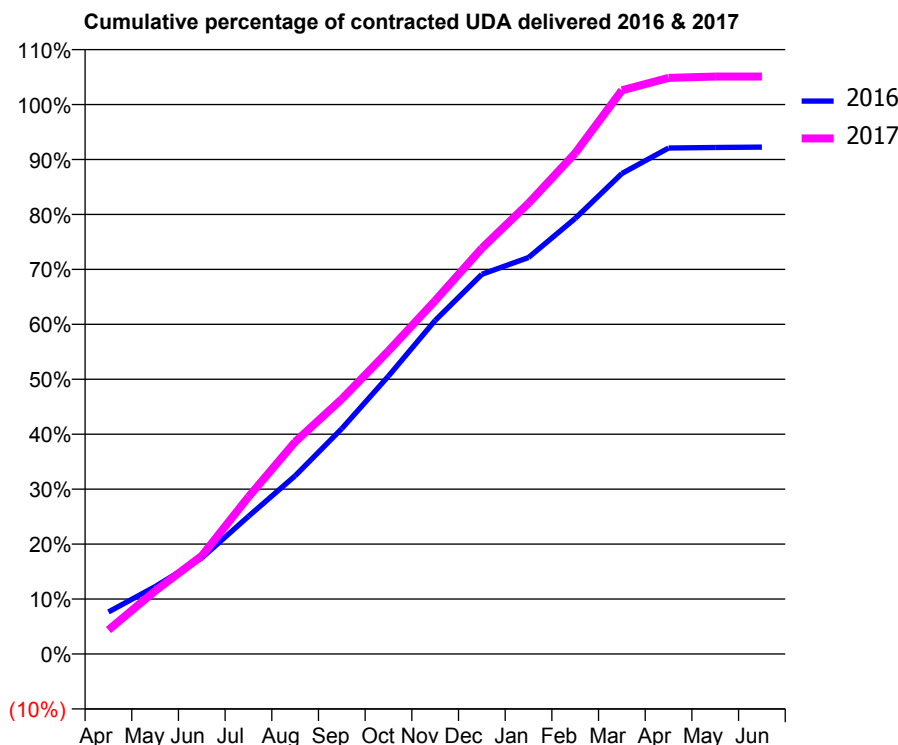
16/17 Contracted general activity (UDA)	20,753
Carry forward general activity (UDA)	0
16/17 Contracted orthodontic activity (UOA)	0
Carry forward orthodontic activity (UOA)	0
Baseline contract value	£464,063.55

ACCESS*

Patients seen in 24 months	Total	Change since previous quarter
Quarter ending March 2016	7,304	
Quarter ending June 2016	7,246	→
Quarter ending September 2016	7,138	↓
Quarter ending December 2016	7,170	→
Quarter ending March 2017	7,176	→
Variance since March 2016	(1.8%)	↓



ACTIVITY



Month	Adjusted Scheduled Activity (UDA)	
	2016	2017
April	1,590	909
May	2,547	2,384
June	3,631	3,711
July	5,201	5,934
August	6,730	8,014
September	8,514	9,634
October	10,496	11,451
November	12,599	13,349
December	14,343	15,328
January	14,976	17,024
February	16,450	18,917
March	18,146	21,289
April	19,108	21,757
May	19,130	21,809
June	19,143	21,811

QUALITY

	Quantity	Base Number	Contract	LHB	Wales
% of FP17s for the same patient ID Re-attending within 3 months - Children	79	1,850	4.3%	9.8%	11.3%
% of FP17s for the same patient ID Re-attending within 3 months - Adults	888	8,999	9.9%	14.7%	16.7%
% of FP17s for the same patient ID Re-attending between 3 & 9 months - Children	854	1,850	46.2%	53.0%	58.0%
% of FP17s for the same patient ID Re-attending between 3 & 9 months - Adults	5,099	8,999	56.7%	50.1%	53.7%
% of FP17s for Band 1 Urgent Courses	458	10,515	4.4%	9.3%	8.9%
% of FP17s Relating to Free Repair or Replacements	23	10,515	0.2%	0.8%	0.7%
% of FP17s Relating to Continuations	153	10,515	1.5%	0.7%	0.9%
% of Patients satisfied with the dentistry they have received	24	25	96.0%	95.2%	93.9%
% of Patients satisfied with the time they had to wait for an appointment	19	25	76.0%	89.0%	88.4%

* This is based on patients treated on this contract for their most recent course of treatment. Figures in italics indicate the base number of FP17s or Patient Questionnaire responses are less than 100. N/A is shown where the base number of responses is less than 10 during the period. % is calculated as Quantity/Base number*100

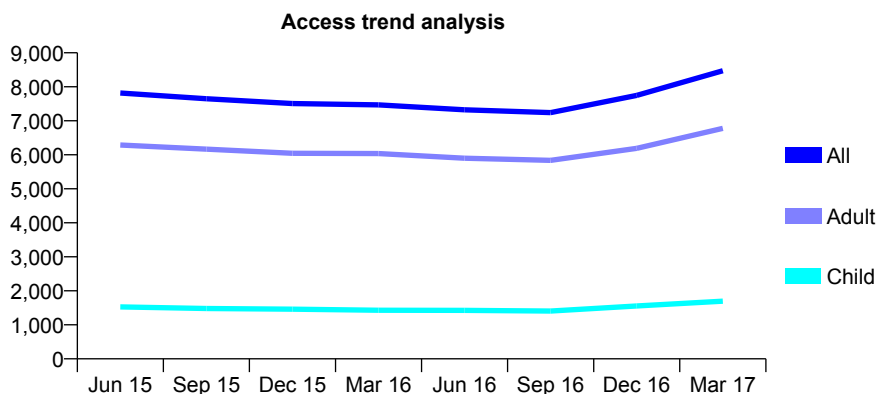
7A3 - Vital Signs At a Glance Contract Report for 189693/0001 - Year end March 2017

Name or company name	Hall, Hopkins & Thorne of Llynfi Dental Pra
Contract type name	GDS Contract
Purpose of contract	General
Contract start date	10/08/2011
Contract end date	

16/17 Contracted general activity (UDA)	23,993
Carry forward general activity (UDA)	642
16/17 Contracted orthodontic activity (UOA)	0
Carry forward orthodontic activity (UOA)	0
Baseline contract value	£569,643.09

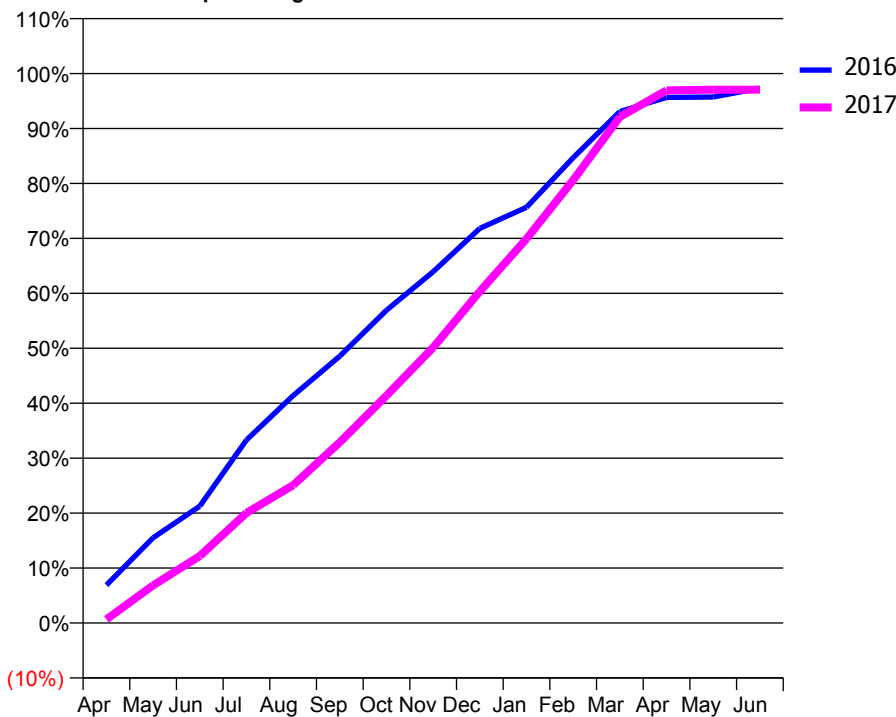
ACCESS*

Patients seen in 24 months	Total	Change since previous quarter
Quarter ending March 2016	7,469	
Quarter ending June 2016	7,323	↓
Quarter ending September 2016	7,242	↓
Quarter ending December 2016	7,746	↑
Quarter ending March 2017	8,474	↑
Variance since March 2016	13.5%	↑



ACTIVITY

Cumulative percentage of contracted UDA delivered 2016 & 2017



Adjusted Scheduled Activity (UDA)

Month	2016	2017
April	1,656	159
May	3,722	1,646
June	5,103	2,927
July	7,991	4,806
August	9,932	6,018
September	11,655	7,889
October	13,659	9,929
November	15,342	12,034
December	17,234	14,476
January	18,150	16,775
February	20,318	19,337
March	22,329	22,098
April	22,949	23,255
May	22,967	23,284
June	23,351	23,289

QUALITY

	Quantity	Base Number	Contract	LHB	Wales
% of FP17s for the same patient ID Re-attending within 3 months - Children	143	2,465	5.8%	9.8%	11.3%
% of FP17s for the same patient ID Re-attending within 3 months - Adults	1,219	9,217	13.2%	14.7%	16.7%
% of FP17s for the same patient ID Re-attending between 3 & 9 months - Children	1,229	2,465	49.9%	53.0%	58.0%
% of FP17s for the same patient ID Re-attending between 3 & 9 months - Adults	3,860	9,217	41.9%	50.1%	53.7%
% of FP17s for Band 1 Urgent Courses	1,520	11,713	13.0%	9.3%	8.9%
% of FP17s Relating to Free Repair or Replacements	131	11,713	1.1%	0.8%	0.7%
% of FP17s Relating to Continuations	57	11,713	0.5%	0.7%	0.9%
% of Patients satisfied with the dentistry they have received	24	24	100.0%	95.2%	93.9%
% of Patients satisfied with the time they had to wait for an appointment	23	24	95.8%	89.0%	88.4%

* This is based on patients treated on this contract for their most recent course of treatment. Figures in italics indicate the base number of FP17s or Patient Questionnaire responses are less than 100. N/A is shown where the base number of responses is less than 10 during the period. % is calculated as Quantity/Base number*100

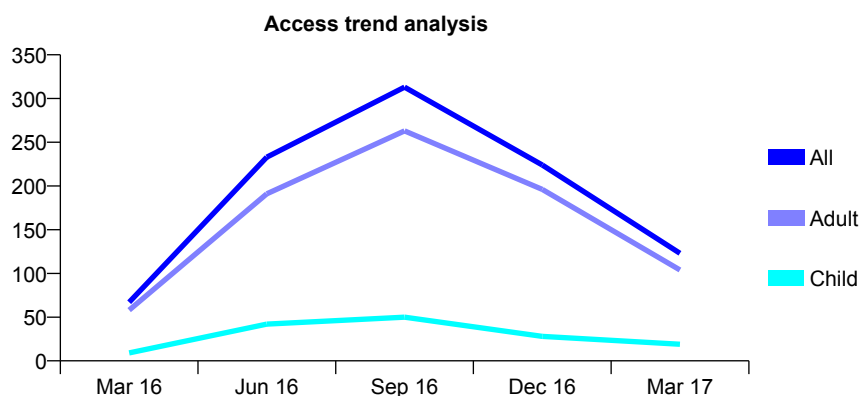
7A3 - Vital Signs At a Glance Contract Report for 189693/0002 - Year end March 2017

Name or company name	Hall, Hopkins & Thorne of Llynfi Dental Pra
Contract type name	GDS Contract
Purpose of contract	General
Contract start date	01/01/2016
Contract end date	30/09/2016

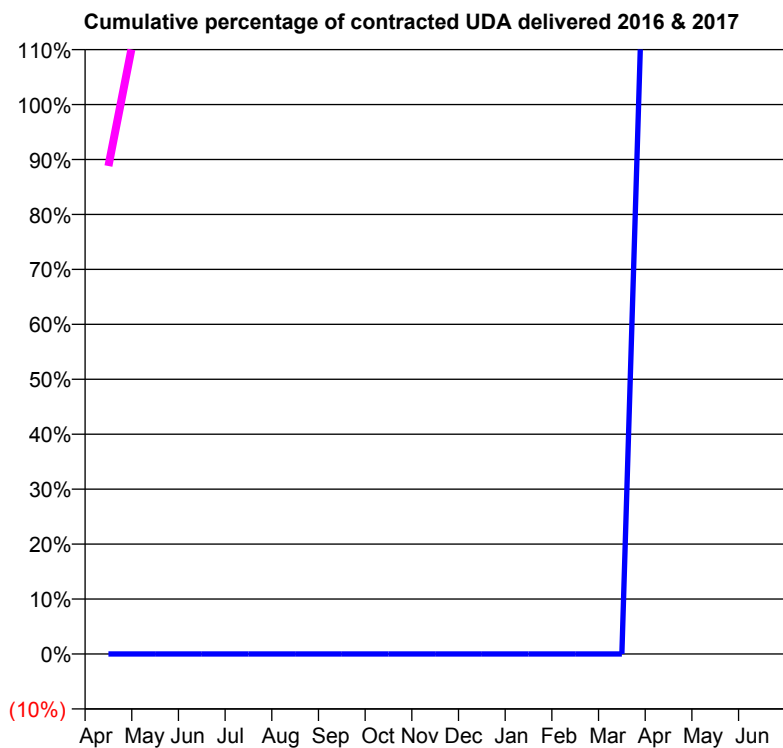
16/17 Contracted general activity (UDA)	168
Carry forward general activity (UDA)	0
16/17 Contracted orthodontic activity (UOA)	0
Carry forward orthodontic activity (UOA)	0
Baseline contract value	£16,883.80

ACCESS*

Patients seen in 24 months	Total	Change since previous quarter
Quarter ending March 2016	67	
Quarter ending June 2016	233	↑
Quarter ending September 2016	313	↑
Quarter ending December 2016	224	↓
Quarter ending March 2017	123	↓
Variance since March 2016	83.6%	↑



ACTIVITY



Month	Adjusted Scheduled Activity (UDA)	
	2016	2017
April	0	149
May	0	221
June	0	328
July	0	419
August	0	427
September	0	742
October	0	742
November	0	741
December	0	741
January	0	741
February	0	744
March	0	744
April	233	744
May	233	744
June	241	744

QUALITY

	Quantity	Base Number	Contract	LHB	Wales
% of FP17s for the same patient ID Re-attending within 3 months - Children	0	61	0.0%	9.8%	11.3%
% of FP17s for the same patient ID Re-attending within 3 months - Adults	9	381	2.4%	14.7%	16.7%
% of FP17s for the same patient ID Re-attending between 3 & 9 months - Children	1	61	1.6%	53.0%	58.0%
% of FP17s for the same patient ID Re-attending between 3 & 9 months - Adults	8	381	2.1%	50.1%	53.7%
% of FP17s for Band 1 Urgent Courses	46	319	14.4%	9.3%	8.9%
% of FP17s Relating to Free Repair or Replacements	2	319	0.6%	0.8%	0.7%
% of FP17s Relating to Continuations	0	319	0.0%	0.7%	0.9%
% of Patients satisfied with the dentistry they have received	1	2	N/A	95.2%	93.9%
% of Patients satisfied with the time they had to wait for an appointment	2	2	N/A	89.0%	88.4%

* This is based on patients treated on this contract for their most recent course of treatment. Figures in italics indicate the base number of FP17s or Patient Questionnaire responses are less than 100. N/A is shown where the base number of responses is less than 10 during the period. % is calculated as Quantity/Base number*100

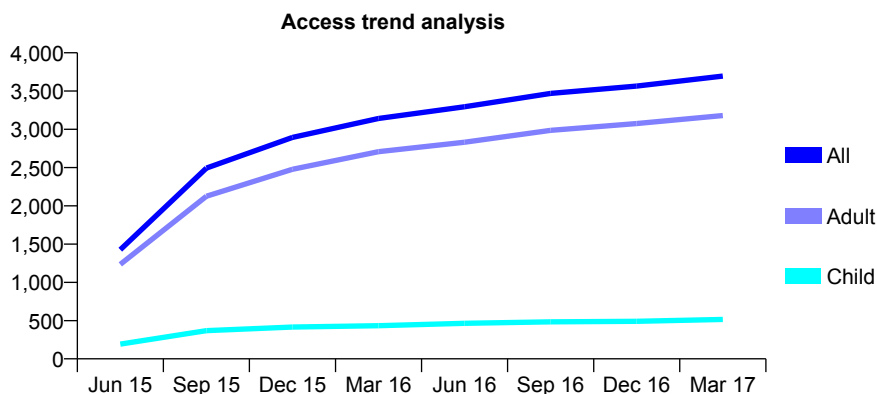
7A3 - Vital Signs At a Glance Contract Report for 189839/0001 - Year end March 2017

Name or company name	Sketty Road Dental
Contract type name	GDS Contract
Purpose of contract	General
Contract start date	01/03/2015
Contract end date	

16/17 Contracted general activity (UDA)	12,500
Carry forward general activity (UDA)	0
16/17 Contracted orthodontic activity (UOA)	0
Carry forward orthodontic activity (UOA)	0
Baseline contract value	£287,199.03

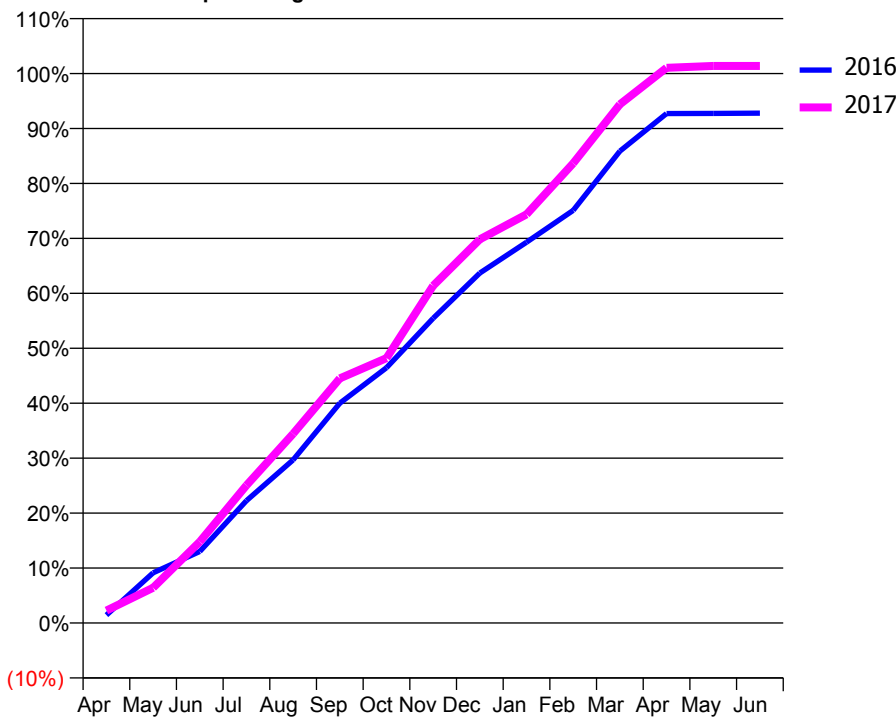
ACCESS*

Patients seen in 24 months	Total	Change since previous quarter
Quarter ending March 2016	3,141	
Quarter ending June 2016	3,295	↑
Quarter ending September 2016	3,470	↑
Quarter ending December 2016	3,565	↑
Quarter ending March 2017	3,695	↑
Variance since March 2016	17.6%	↑



ACTIVITY

Cumulative percentage of contracted UDA delivered 2016 & 2017



Adjusted Scheduled Activity (UDA)

Month	2016	2017
April	180	283
May	1,142	804
June	1,627	1,849
July	2,782	3,131
August	3,713	4,307
September	5,002	5,565
October	5,807	6,026
November	6,932	7,672
December	7,961	8,728
January	8,661	9,295
February	9,386	10,458
March	10,735	11,798
April	11,588	12,629
May	11,593	12,673
June	11,598	12,673

QUALITY

	Quantity	Base Number	Contract	LHB	Wales
% of FP17s for the same patient ID Re-attending within 3 months - Children	38	833	4.6%	9.8%	11.3%
% of FP17s for the same patient ID Re-attending within 3 months - Adults	1,103	5,598	19.7%	14.7%	16.7%
% of FP17s for the same patient ID Re-attending between 3 & 9 months - Children	575	833	69.0%	53.0%	58.0%
% of FP17s for the same patient ID Re-attending between 3 & 9 months - Adults	3,110	5,598	55.6%	50.1%	53.7%
% of FP17s for Band 1 Urgent Courses	376	6,408	5.9%	9.3%	8.9%
% of FP17s Relating to Free Repair or Replacements	77	6,408	1.2%	0.8%	0.7%
% of FP17s Relating to Continuations	241	6,408	3.8%	0.7%	0.9%
% of Patients satisfied with the dentistry they have received	36	38	94.7%	95.2%	93.9%
% of Patients satisfied with the time they had to wait for an appointment	36	38	94.7%	89.0%	88.4%

* This is based on patients treated on this contract for their most recent course of treatment. Figures in italics indicate the base number of FP17s or Patient Questionnaire responses are less than 100. N/A is shown where the base number of responses is less than 10 during the period. % is calculated as Quantity/Base number*100

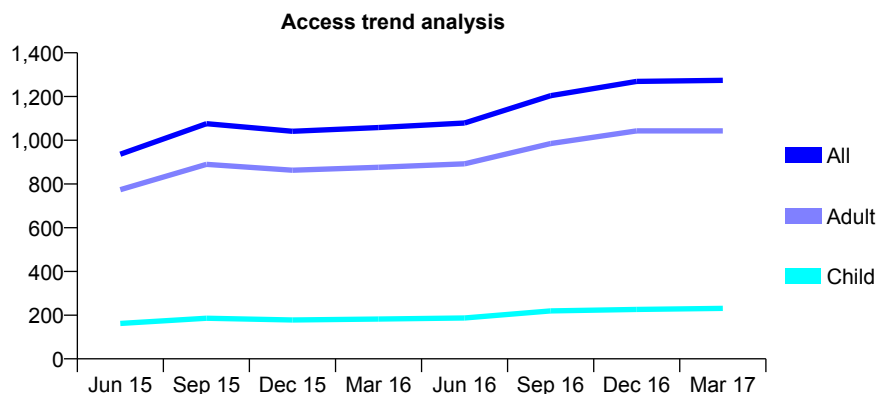
7A3 - Vital Signs At a Glance Contract Report for 193399/0001 - Year end March 2017

Name or company name	Dr Roach Price Dental Practice
Contract type name	GDS Contract
Purpose of contract	General
Contract start date	31/03/2014
Contract end date	

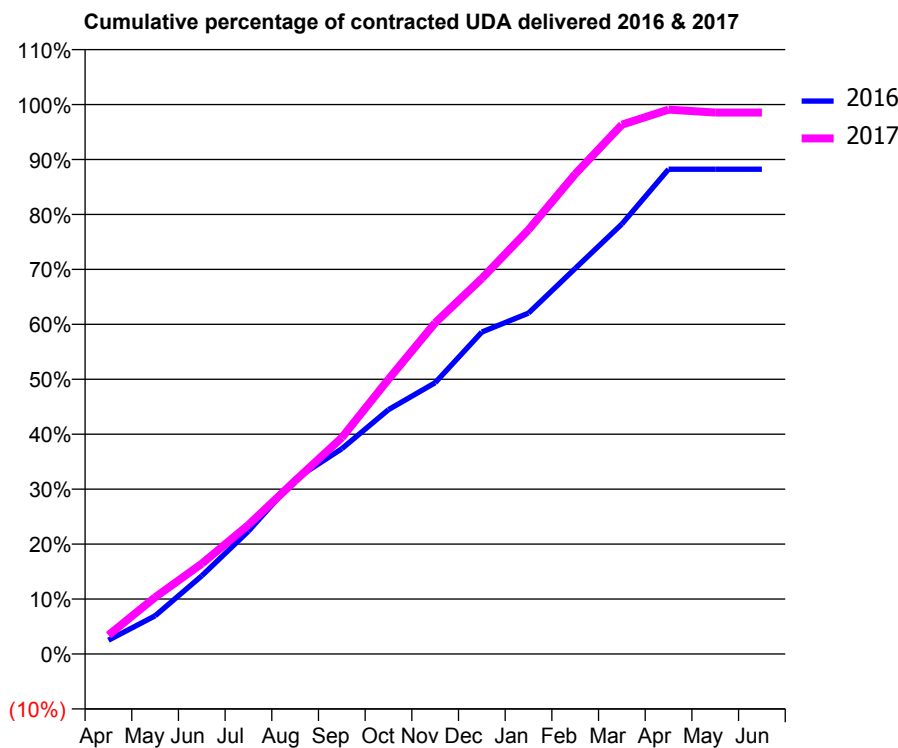
16/17 Contracted general activity (UDA)	4,592
Carry forward general activity (UDA)	0
16/17 Contracted orthodontic activity (UOA)	0
Carry forward orthodontic activity (UOA)	0
Baseline contract value	£102,264.06

ACCESS*

Patients seen in 24 months	Total	Change since previous quarter
Quarter ending March 2016	1,058	
Quarter ending June 2016	1,079	→
Quarter ending September 2016	1,204	↑
Quarter ending December 2016	1,269	↑
Quarter ending March 2017	1,274	→
Variance since March 2016	20.4%	↑



ACTIVITY



Month	Adjusted Scheduled Activity (UDA)	
	2016	2017
April	115	158
May	319	474
June	653	755
July	1,027	1,079
August	1,462	1,448
September	1,716	1,808
October	2,042	2,296
November	2,267	2,767
December	2,690	3,138
January	2,848	3,545
February	3,223	4,012
March	3,593	4,423
April	4,051	4,549
May	4,051	4,525
June	4,051	4,525

QUALITY

	Quantity	Base Number	Contract	LHB	Wales
% of FP17s for the same patient ID Re-attending within 3 months - Children	29	407	7.1%	9.8%	11.3%
% of FP17s for the same patient ID Re-attending within 3 months - Adults	350	2,011	17.4%	14.7%	16.7%
% of FP17s for the same patient ID Re-attending between 3 & 9 months - Children	209	407	51.4%	53.0%	58.0%
% of FP17s for the same patient ID Re-attending between 3 & 9 months - Adults	991	2,011	49.3%	50.1%	53.7%
% of FP17s for Band 1 Urgent Courses	281	2,317	12.1%	9.3%	8.9%
% of FP17s Relating to Free Repair or Replacements	19	2,317	0.8%	0.8%	0.7%
% of FP17s Relating to Continuations	8	2,317	0.3%	0.7%	0.9%
% of Patients satisfied with the dentistry they have received	7	8	N/A	95.2%	93.9%
% of Patients satisfied with the time they had to wait for an appointment	8	8	N/A	89.0%	88.4%

* This is based on patients treated on this contract for their most recent course of treatment. Figures in italics indicate the base number of FP17s or Patient Questionnaire responses are less than 100. N/A is shown where the base number of responses is less than 10 during the period. % is calculated as Quantity/Base number*100

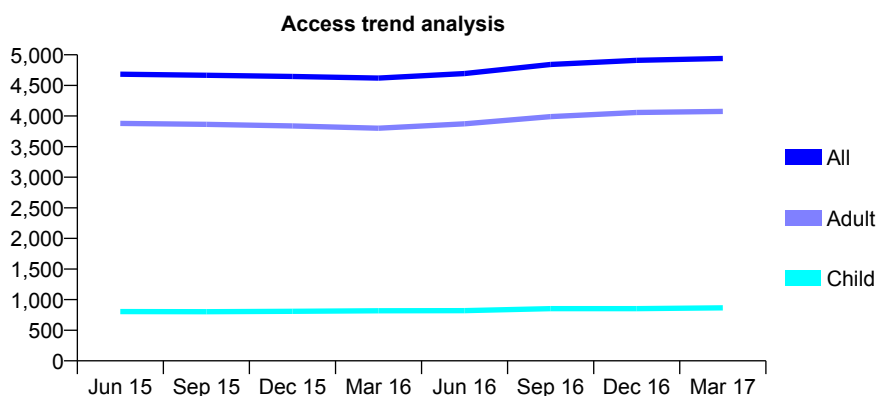
7A3 - Vital Signs At a Glance Contract Report for 195006/0001 - Year end March 2017

Name or company name	R Elliott and Associates
Contract type name	GDS Contract
Purpose of contract	General
Contract start date	01/02/2007
Contract end date	

16/17 Contracted general activity (UDA)	14,790
Carry forward general activity (UDA)	747
16/17 Contracted orthodontic activity (UOA)	0
Carry forward orthodontic activity (UOA)	0
Baseline contract value	£334,961.57

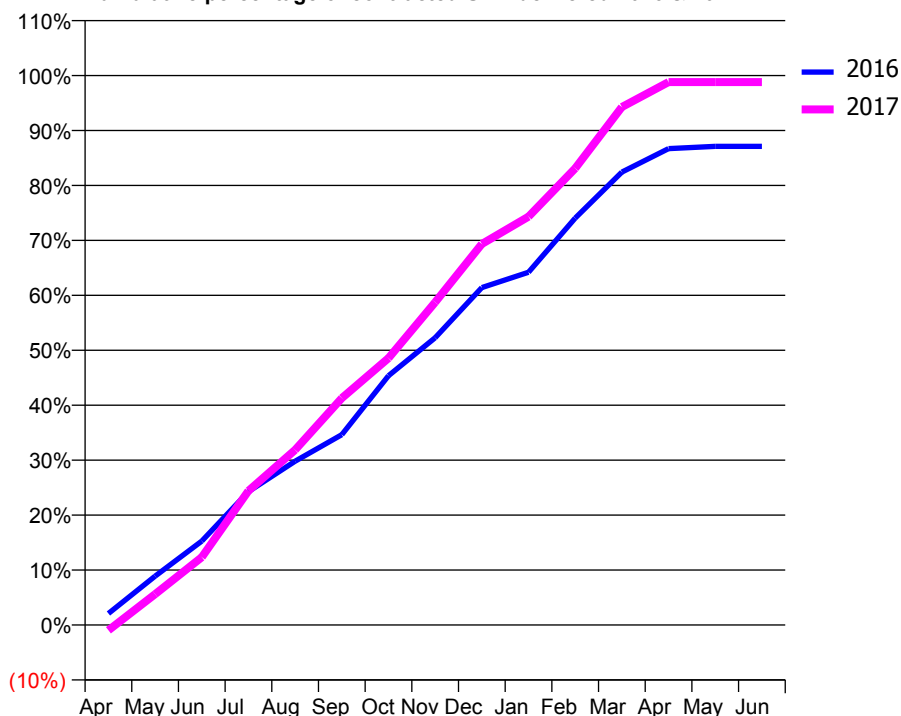
ACCESS*

Patients seen in 24 months	Total	Change since previous quarter
Quarter ending March 2016	4,619	
Quarter ending June 2016	4,694	→
Quarter ending September 2016	4,842	↑
Quarter ending December 2016	4,909	→
Quarter ending March 2017	4,940	→
Variance since March 2016	6.9%	↑



ACTIVITY

Cumulative percentage of contracted UDA delivered 2016 & 2017



Month	Adjusted Scheduled Activity (UDA)	
	2016	2017
April	312	-145
May	1,314	831
June	2,260	1,825
July	3,591	3,613
August	4,408	4,713
September	5,124	6,107
October	6,709	7,184
November	7,734	8,689
December	9,081	10,254
January	9,494	10,991
February	10,951	12,290
March	12,192	13,940
April	12,820	14,613
May	12,881	14,614
June	12,881	14,614

QUALITY

	Quantity	Base Number	Contract	LHB	Wales
% of FP17s for the same patient ID Re-attending within 3 months - Children	50	1,141	4.4%	9.8%	11.3%
% of FP17s for the same patient ID Re-attending within 3 months - Adults	823	6,298	13.1%	14.7%	16.7%
% of FP17s for the same patient ID Re-attending between 3 & 9 months - Children	567	1,141	49.7%	53.0%	58.0%
% of FP17s for the same patient ID Re-attending between 3 & 9 months - Adults	3,640	6,298	57.8%	50.1%	53.7%
% of FP17s for Band 1 Urgent Courses	594	7,405	8.0%	9.3%	8.9%
% of FP17s Relating to Free Repair or Replacements	77	7,405	1.0%	0.8%	0.7%
% of FP17s Relating to Continuations	59	7,405	0.8%	0.7%	0.9%
% of Patients satisfied with the dentistry they have received	22	22	100.0%	95.2%	93.9%
% of Patients satisfied with the time they had to wait for an appointment	21	22	95.5%	89.0%	88.4%

* This is based on patients treated on this contract for their most recent course of treatment. Figures in italics indicate the base number of FP17s or Patient Questionnaire responses are less than 100. N/A is shown where the base number of responses is less than 10 during the period. % is calculated as Quantity/Base number*100

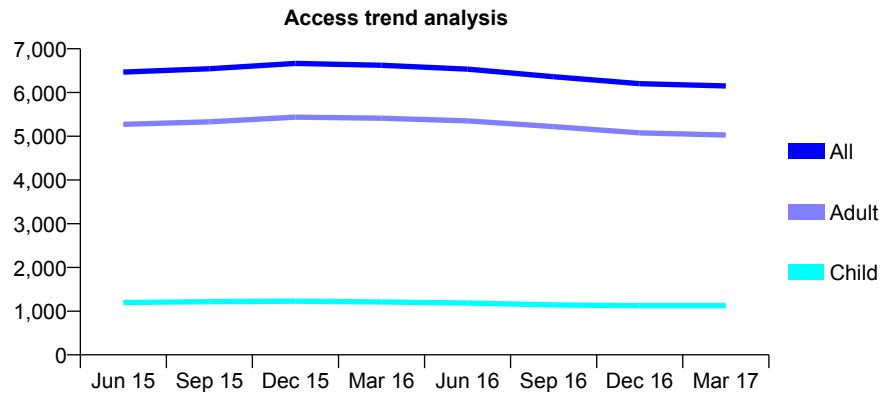
7A3 - Vital Signs At a Glance Contract Report for 195006/0002 - Year end March 2017

Name or company name	R Elliott and Associates
Contract type name	GDS Contract
Purpose of contract	General
Contract start date	01/02/2007
Contract end date	

16/17 Contracted general activity (UDA)	18,317
Carry forward general activity (UDA)	0
16/17 Contracted orthodontic activity (UOA)	0
Carry forward orthodontic activity (UOA)	0
Baseline contract value	£414,840.52

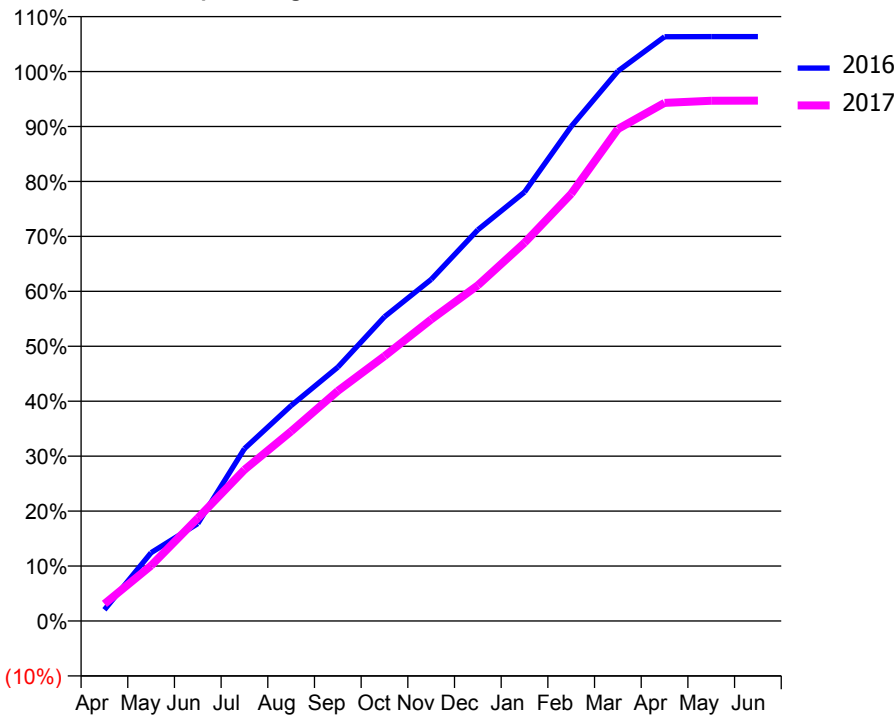
ACCESS*

Patients seen in 24 months	Total	Change since previous quarter
Quarter ending March 2016	6,622	
Quarter ending June 2016	6,534	↓
Quarter ending September 2016	6,362	↓
Quarter ending December 2016	6,203	↓
Quarter ending March 2017	6,150	→
Variance since March 2016	(7.1%)	↓



ACTIVITY

Cumulative percentage of contracted UDA delivered 2016 & 2017



Month	Adjusted Scheduled Activity (UDA)	
	2016	2017
April	374	570
May	2,279	1,846
June	3,245	3,429
July	5,743	5,043
August	7,182	6,321
September	8,459	7,670
October	10,143	8,830
November	11,384	10,052
December	13,039	11,191
January	14,298	12,608
February	16,486	14,239
March	18,328	16,399
April	19,478	17,273
May	19,479	17,344
June	19,479	17,347

QUALITY

	Quantity	Base Number	Contract	LHB	Wales
% of FP17s for the same patient ID Re-attending within 3 months - Children	117	1,605	7.3%	9.8%	11.3%
% of FP17s for the same patient ID Re-attending within 3 months - Adults	1,241	7,697	16.1%	14.7%	16.7%
% of FP17s for the same patient ID Re-attending between 3 & 9 months - Children	955	1,605	59.5%	53.0%	58.0%
% of FP17s for the same patient ID Re-attending between 3 & 9 months - Adults	4,402	7,697	57.2%	50.1%	53.7%
% of FP17s for Band 1 Urgent Courses	809	9,266	8.7%	9.3%	8.9%
% of FP17s Relating to Free Repair or Replacements	84	9,266	0.9%	0.8%	0.7%
% of FP17s Relating to Continuations	92	9,266	1.0%	0.7%	0.9%
% of Patients satisfied with the dentistry they have received	35	38	92.1%	95.2%	93.9%
% of Patients satisfied with the time they had to wait for an appointment	37	38	97.4%	89.0%	88.4%

* This is based on patients treated on this contract for their most recent course of treatment. Figures in italics indicate the base number of FP17s or Patient Questionnaire responses are less than 100. N/A is shown where the base number of responses is less than 10 during the period. % is calculated as Quantity/Base number*100

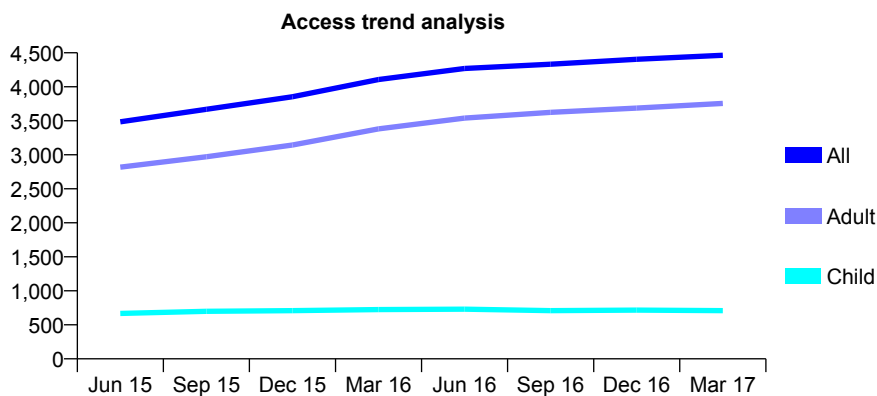
7A3 - Vital Signs At a Glance Contract Report for 195375/0001 - Year end March 2017

Name or company name	Woods Dental
Contract type name	GDS Contract
Purpose of contract	General
Contract start date	01/01/2012
Contract end date	

16/17 Contracted general activity (UDA)	9,368
Carry forward general activity (UDA)	0
16/17 Contracted orthodontic activity (UOA)	0
Carry forward orthodontic activity (UOA)	0
Baseline contract value	£218,686.32

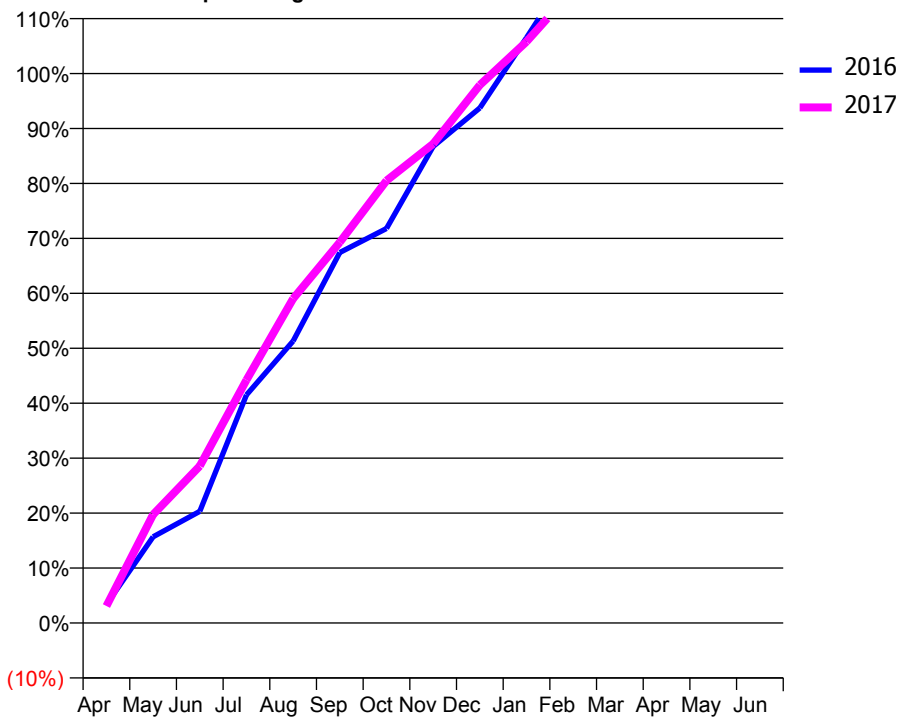
ACCESS*

Patients seen in 24 months	Total	Change since previous quarter
Quarter ending March 2016	4,107	
Quarter ending June 2016	4,270	↑
Quarter ending September 2016	4,333	→
Quarter ending December 2016	4,404	→
Quarter ending March 2017	4,464	→
Variance since March 2016	8.7%	↑



ACTIVITY

Cumulative percentage of contracted UDA delivered 2016 & 2017



Month	Adjusted Scheduled Activity (UDA)	
	2016	2017
April	318	289
May	1,469	1,848
June	1,904	2,677
July	3,889	4,143
August	4,807	5,531
September	6,317	6,492
October	6,725	7,543
November	8,124	8,168
December	8,781	9,172
January	9,978	9,910
February	11,202	10,796
March	12,922	11,899
April	13,660	12,314
May	13,700	12,311
June	13,701	12,379

QUALITY

	Quantity	Base Number	Contract	LHB	Wales
% of FP17s for the same patient ID Re-attending within 3 months - Children	70	1,072	6.5%	9.8%	11.3%
% of FP17s for the same patient ID Re-attending within 3 months - Adults	707	5,299	13.3%	14.7%	16.7%
% of FP17s for the same patient ID Re-attending between 3 & 9 months - Children	624	1,072	58.2%	53.0%	58.0%
% of FP17s for the same patient ID Re-attending between 3 & 9 months - Adults	2,555	5,299	48.2%	50.1%	53.7%
% of FP17s for Band 1 Urgent Courses	1,891	6,241	30.3%	9.3%	8.9%
% of FP17s Relating to Free Repair or Replacements	31	6,241	0.5%	0.8%	0.7%
% of FP17s Relating to Continuations	16	6,241	0.3%	0.7%	0.9%
% of Patients satisfied with the dentistry they have received	9	10	90.0%	95.2%	93.9%
% of Patients satisfied with the time they had to wait for an appointment	9	10	90.0%	89.0%	88.4%

* This is based on patients treated on this contract for their most recent course of treatment. Figures in italics indicate the base number of FP17s or Patient Questionnaire responses are less than 100. N/A is shown where the base number of responses is less than 10 during the period. % is calculated as Quantity/Base number*100

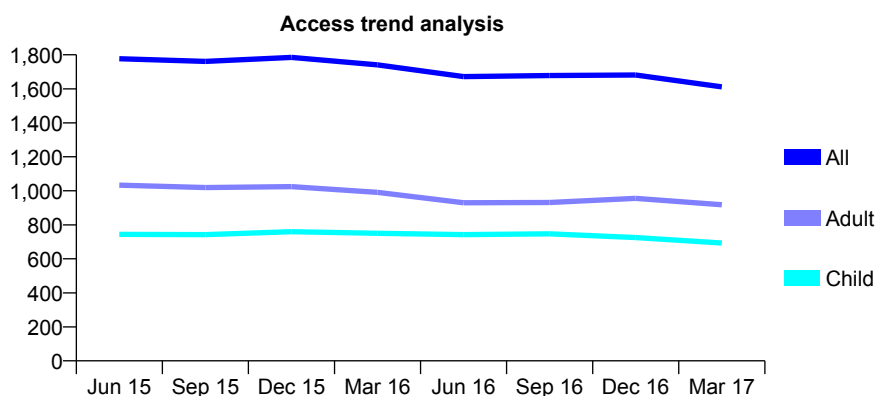
7A3 - Vital Signs At a Glance Contract Report for 195510/0001 - Year end March 2017

Name or company name	Vale View Dental Care
Contract type name	GDS Contract
Purpose of contract	General
Contract start date	01/08/2009
Contract end date	

16/17 Contracted general activity (UDA)	6,032
Carry forward general activity (UDA)	162
16/17 Contracted orthodontic activity (UOA)	0
Carry forward orthodontic activity (UOA)	0
Baseline contract value	£143,212.06

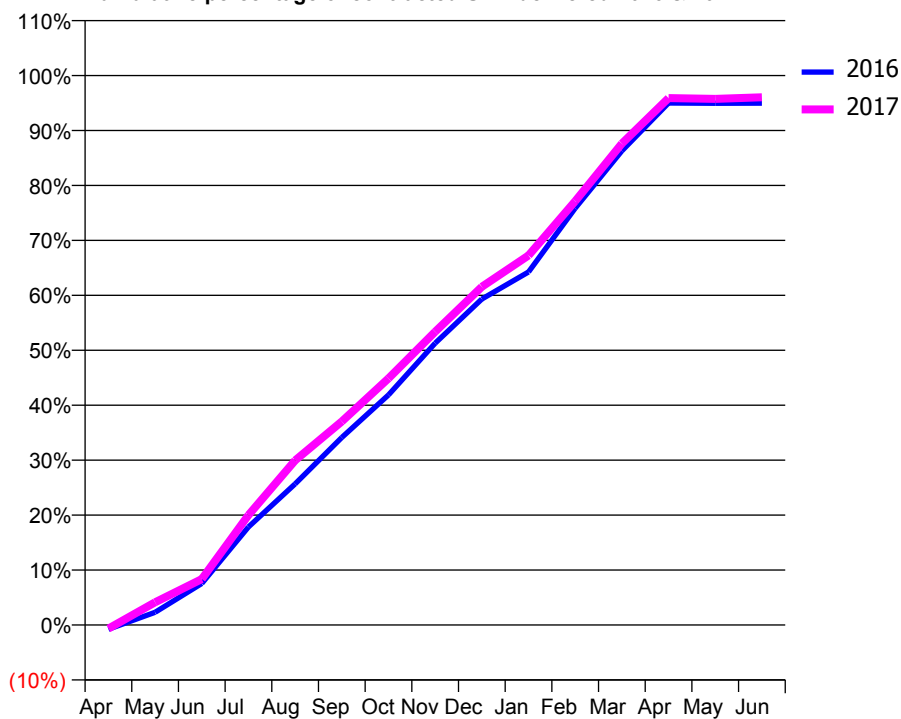
ACCESS*

Patients seen in 24 months	Total	Change since previous quarter
Quarter ending March 2016	1,741	
Quarter ending June 2016	1,672	↓
Quarter ending September 2016	1,678	→
Quarter ending December 2016	1,681	→
Quarter ending March 2017	1,611	↓
Variance since March 2016	(7.5%)	↓



ACTIVITY

Cumulative percentage of contracted UDA delivered 2016 & 2017



Month	Adjusted Scheduled Activity (UDA)	
	2016	2017
April	-48	-40
May	139	249
June	456	505
July	1,077	1,207
August	1,550	1,806
September	2,059	2,234
October	2,526	2,707
November	3,094	3,219
December	3,579	3,713
January	3,875	4,057
February	4,575	4,653
March	5,205	5,284
April	5,731	5,785
May	5,727	5,775
June	5,728	5,792

QUALITY

	Quantity	Base Number	Contract	LHB	Wales
% of FP17s for the same patient ID Re-attending within 3 months - Children	70	1,113	6.3%	9.8%	11.3%
% of FP17s for the same patient ID Re-attending within 3 months - Adults	112	1,198	9.3%	14.7%	16.7%
% of FP17s for the same patient ID Re-attending between 3 & 9 months - Children	761	1,113	68.4%	53.0%	58.0%
% of FP17s for the same patient ID Re-attending between 3 & 9 months - Adults	733	1,198	61.2%	50.1%	53.7%
% of FP17s for Band 1 Urgent Courses	17	2,273	0.7%	9.3%	8.9%
% of FP17s Relating to Free Repair or Replacements	6	2,273	0.3%	0.8%	0.7%
% of FP17s Relating to Continuations	11	2,273	0.5%	0.7%	0.9%
% of Patients satisfied with the dentistry they have received	5	5	N/A	95.2%	93.9%
% of Patients satisfied with the time they had to wait for an appointment	5	5	N/A	89.0%	88.4%

* This is based on patients treated on this contract for their most recent course of treatment. Figures in italics indicate the base number of FP17s or Patient Questionnaire responses are less than 100. N/A is shown where the base number of responses is less than 10 during the period. % is calculated as Quantity/Base number*100

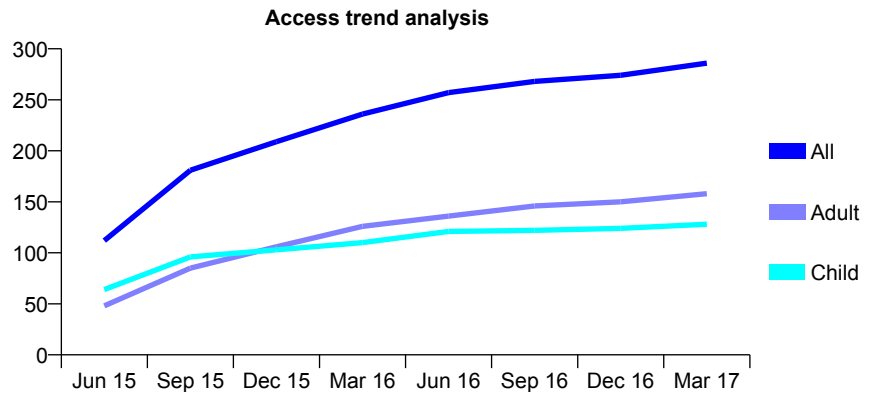
7A3 - Vital Signs At a Glance Contract Report for 197270/0001 - Year end March 2017

Name or company name	HJ Price
Contract type name	GDS Contract
Purpose of contract	General
Contract start date	08/12/2014
Contract end date	

16/17 Contracted general activity (UDA)	900
Carry forward general activity (UDA)	0
16/17 Contracted orthodontic activity (UOA)	0
Carry forward orthodontic activity (UOA)	0
Baseline contract value	£20,046.29

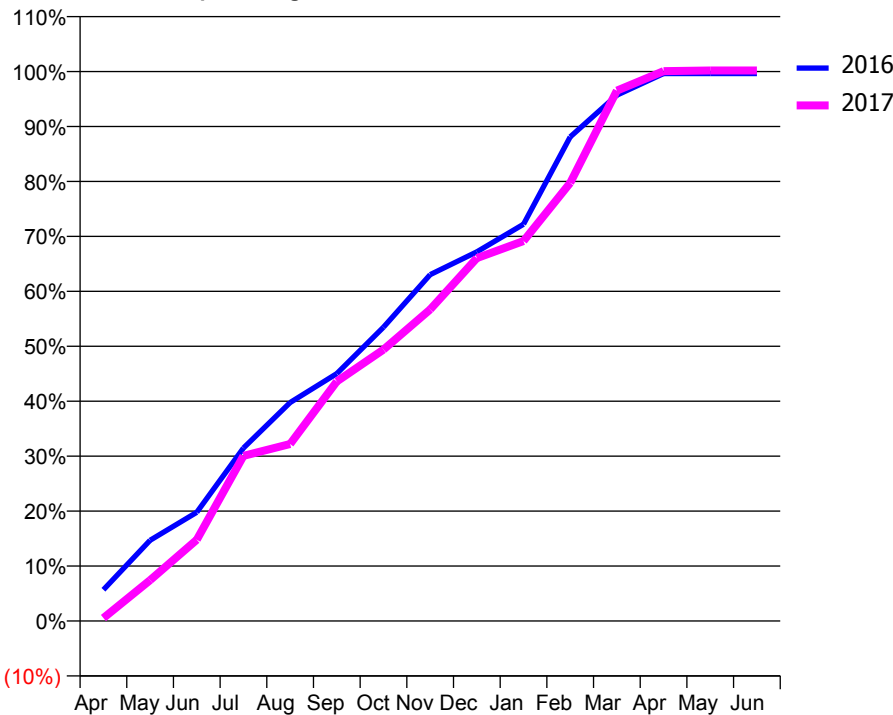
ACCESS*

Patients seen in 24 months	Total	Change since previous quarter
Quarter ending March 2016	236	
Quarter ending June 2016	257	↑
Quarter ending September 2016	268	↑
Quarter ending December 2016	274	↑
Quarter ending March 2017	286	↑
Variance since March 2016	21.2%	↑



ACTIVITY

Cumulative percentage of contracted UDA delivered 2016 & 2017



Month	Adjusted Scheduled Activity (UDA)	
	2016	2017
April	51	5
May	132	67
June	178	133
July	283	271
August	358	290
September	405	392
October	481	445
November	567	510
December	605	594
January	650	622
February	793	718
March	861	869
April	897	901
May	897	902
June	897	902

QUALITY

	Quantity	Base Number	Contract	LHB	Wales
% of FP17s for the same patient ID Re-attending within 3 months - Children	10	210	4.8%	9.8%	11.3%
% of FP17s for the same patient ID Re-attending within 3 months - Adults	17	190	8.9%	14.7%	16.7%
% of FP17s for the same patient ID Re-attending between 3 & 9 months - Children	113	210	53.8%	53.0%	58.0%
% of FP17s for the same patient ID Re-attending between 3 & 9 months - Adults	93	190	48.9%	50.1%	53.7%
% of FP17s for Band 1 Urgent Courses	13	396	3.3%	9.3%	8.9%
% of FP17s Relating to Free Repair or Replacements	0	396	0.0%	0.8%	0.7%
% of FP17s Relating to Continuations	0	396	0.0%	0.7%	0.9%
% of Patients satisfied with the dentistry they have received	0	0	N/A	95.2%	93.9%
% of Patients satisfied with the time they had to wait for an appointment	0	0	N/A	89.0%	88.4%

* This is based on patients treated on this contract for their most recent course of treatment. Figures in italics indicate the base number of FP17s or Patient Questionnaire responses are less than 100. N/A is shown where the base number of responses is less than 10 during the period. % is calculated as Quantity/Base number*100

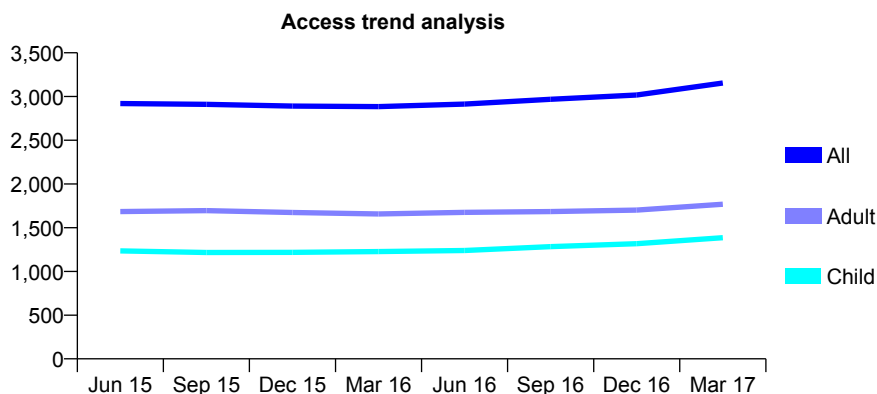
7A3 - Vital Signs At a Glance Contract Report for 199613/0001 - Year end March 2017

Name or company name	J Bater and L Khosa
Contract type name	GDS Contract
Purpose of contract	General
Contract start date	01/04/2010
Contract end date	

16/17 Contracted general activity (UDA)	12,000
Carry forward general activity (UDA)	0
16/17 Contracted orthodontic activity (UOA)	0
Carry forward orthodontic activity (UOA)	0
Baseline contract value	£313,570.11

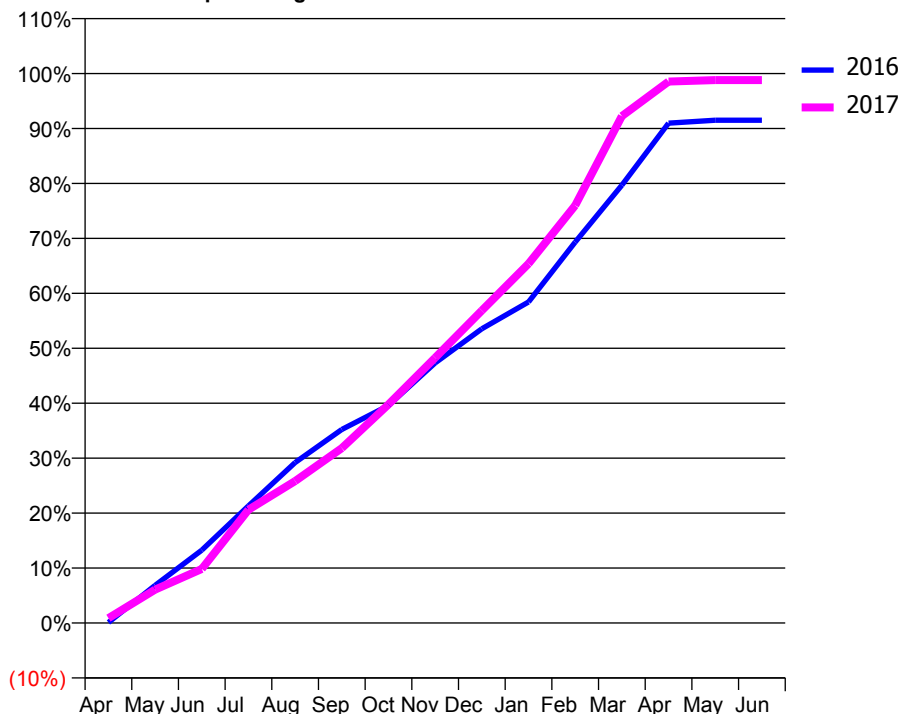
ACCESS*

Patients seen in 24 months	Total	Change since previous quarter
Quarter ending March 2016	2,884	
Quarter ending June 2016	2,914	→
Quarter ending September 2016	2,968	→
Quarter ending December 2016	3,018	→
Quarter ending March 2017	3,155	↑
Variance since March 2016	9.4%	↑



ACTIVITY

Cumulative percentage of contracted UDA delivered 2016 & 2017



Month	Adjusted Scheduled Activity (UDA)	
	2016	2017
April	12	105
May	822	729
June	1,592	1,182
July	2,557	2,473
August	3,504	3,101
September	4,226	3,819
October	4,752	4,773
November	5,681	5,794
December	6,426	6,824
January	7,011	7,847
February	8,319	9,120
March	9,562	11,070
April	10,916	11,825
May	10,979	11,855
June	10,979	11,855

QUALITY

	Quantity	Base Number	Contract	LHB	Wales
% of FP17s for the same patient ID Re-attending within 3 months - Children	215	2,177	9.9%	9.8%	11.3%
% of FP17s for the same patient ID Re-attending within 3 months - Adults	745	2,761	27.0%	14.7%	16.7%
% of FP17s for the same patient ID Re-attending between 3 & 9 months - Children	1,106	2,177	50.8%	53.0%	58.0%
% of FP17s for the same patient ID Re-attending between 3 & 9 months - Adults	1,138	2,761	41.2%	50.1%	53.7%
% of FP17s for Band 1 Urgent Courses	870	4,751	18.3%	9.3%	8.9%
% of FP17s Relating to Free Repair or Replacements	5	4,751	0.1%	0.8%	0.7%
% of FP17s Relating to Continuations	5	4,751	0.1%	0.7%	0.9%
% of Patients satisfied with the dentistry they have received	14	14	100.0%	95.2%	93.9%
% of Patients satisfied with the time they had to wait for an appointment	14	14	100.0%	89.0%	88.4%

* This is based on patients treated on this contract for their most recent course of treatment. Figures in italics indicate the base number of FP17s or Patient Questionnaire responses are less than 100. N/A is shown where the base number of responses is less than 10 during the period. % is calculated as Quantity/Base number*100

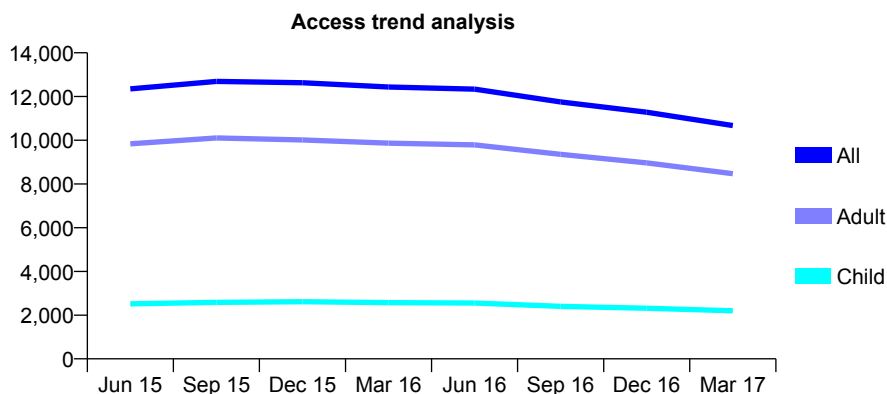
7A3 - Vital Signs At a Glance Contract Report for 199915/0003 - Year end March 2017

Name or company name	IDH 441 to 444 Ltd
Contract type name	GDS Contract
Purpose of contract	General
Contract start date	01/04/2010
Contract end date	

16/17 Contracted general activity (UDA)	28,144
Carry forward general activity (UDA)	0
16/17 Contracted orthodontic activity (UOA)	0
Carry forward orthodontic activity (UOA)	0
Baseline contract value	£697,408.32

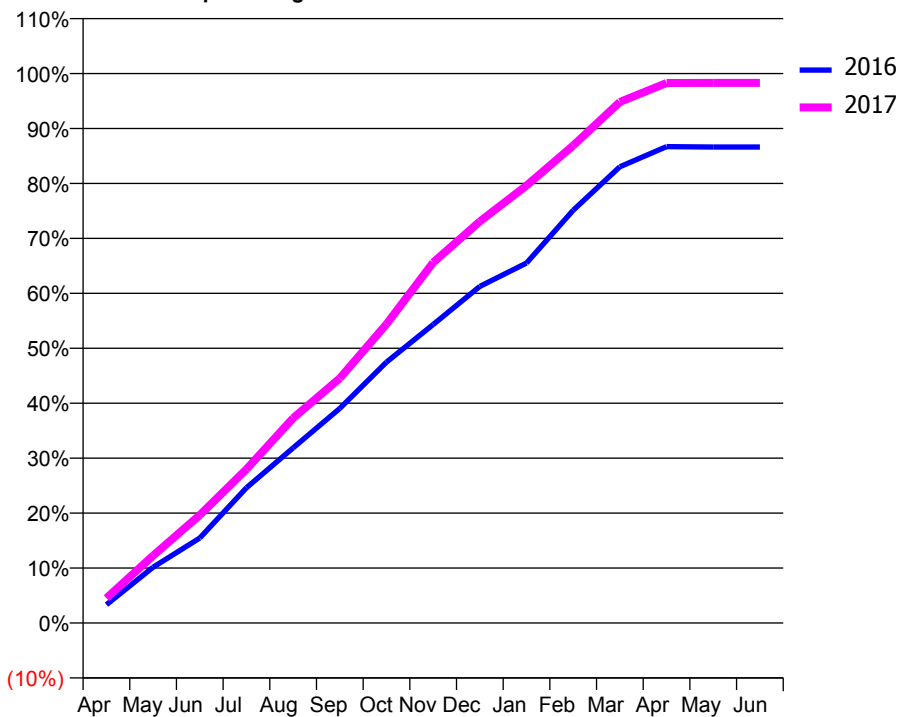
ACCESS*

Patients seen in 24 months	Total	Change since previous quarter
Quarter ending March 2016	12,438	
Quarter ending June 2016	12,337	→
Quarter ending September 2016	11,754	↓
Quarter ending December 2016	11,280	↓
Quarter ending March 2017	10,673	↓
Variance since March 2016	(14.2%)	↓



ACTIVITY

Cumulative percentage of contracted UDA delivered 2016 & 2017



Month	Adjusted Scheduled Activity (UDA)	
	2016	2017
April	1,203	1,272
May	3,673	3,455
June	5,596	5,531
July	8,899	7,878
August	11,524	10,496
September	14,121	12,537
October	17,161	15,311
November	19,635	18,467
December	22,144	20,571
January	23,680	22,407
February	27,155	24,451
March	30,013	26,686
April	31,331	27,657
May	31,312	27,661
June	31,308	27,662

QUALITY

	Quantity	Base Number	Contract	LHB	Wales
% of FP17s for the same patient ID Re-attending within 3 months - Children	114	2,731	4.2%	9.8%	11.3%
% of FP17s for the same patient ID Re-attending within 3 months - Adults	786	9,964	7.9%	14.7%	16.7%
% of FP17s for the same patient ID Re-attending between 3 & 9 months - Children	1,321	2,731	48.4%	53.0%	58.0%
% of FP17s for the same patient ID Re-attending between 3 & 9 months - Adults	5,433	9,964	54.5%	50.1%	53.7%
% of FP17s for Band 1 Urgent Courses	651	12,556	5.2%	9.3%	8.9%
% of FP17s Relating to Free Repair or Replacements	37	12,556	0.3%	0.8%	0.7%
% of FP17s Relating to Continuations	148	12,556	1.2%	0.7%	0.9%
% of Patients satisfied with the dentistry they have received	63	67	94.0%	95.2%	93.9%
% of Patients satisfied with the time they had to wait for an appointment	56	67	83.6%	89.0%	88.4%

* This is based on patients treated on this contract for their most recent course of treatment. Figures in italics indicate the base number of FP17s or Patient Questionnaire responses are less than 100. N/A is shown where the base number of responses is less than 10 during the period. % is calculated as Quantity/Base number*100

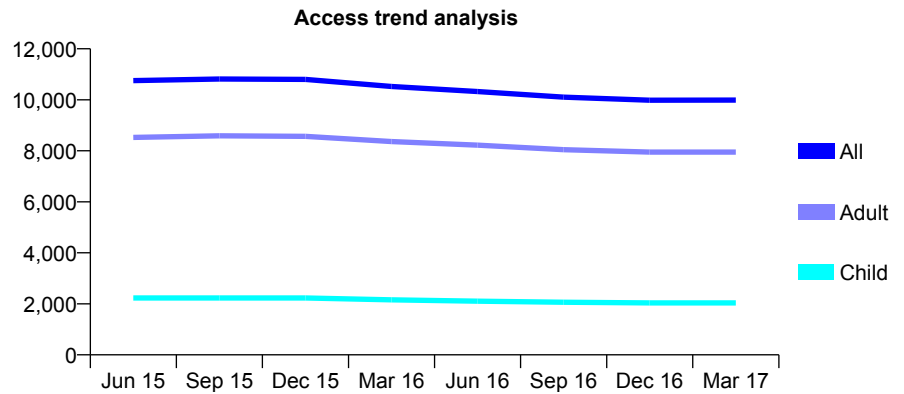
7A3 - Vital Signs At a Glance Contract Report for 202797/0001 - Year end March 2017

Name or company name	MR B DAVID
Contract type name	GDS Contract
Purpose of contract	General
Contract start date	01/04/2006
Contract end date	

16/17 Contracted general activity (UDA)	33,962
Carry forward general activity (UDA)	0
16/17 Contracted orthodontic activity (UOA)	0
Carry forward orthodontic activity (UOA)	0
Baseline contract value	£874,290.91

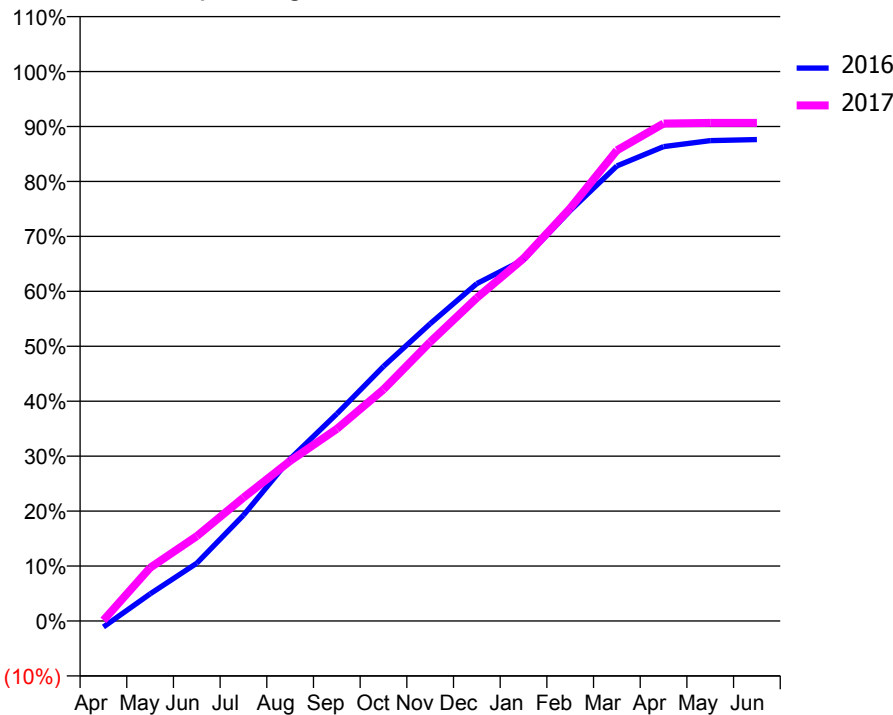
ACCESS*

Patients seen in 24 months	Total	Change since previous quarter
Quarter ending March 2016	10,522	
Quarter ending June 2016	10,325	↓
Quarter ending September 2016	10,107	↓
Quarter ending December 2016	9,983	↓
Quarter ending March 2017	9,988	→
Variance since March 2016	(5.1%)	↓



ACTIVITY

Cumulative percentage of contracted UDA delivered 2016 & 2017



QUALITY

	Quantity	Base Number	Contract	LHB	Wales
% of FP17s for the same patient ID Re-attending within 3 months - Children	247	2,903	8.5%	9.8%	11.3%
% of FP17s for the same patient ID Re-attending within 3 months - Adults	2,289	12,512	18.3%	14.7%	16.7%
% of FP17s for the same patient ID Re-attending between 3 & 9 months - Children	1,546	2,903	53.3%	53.0%	58.0%
% of FP17s for the same patient ID Re-attending between 3 & 9 months - Adults	6,753	12,512	54.0%	50.1%	53.7%
% of FP17s for Band 1 Urgent Courses	1,938	15,340	12.6%	9.3%	8.9%
% of FP17s Relating to Free Repair or Replacements	156	15,340	1.0%	0.8%	0.7%
% of FP17s Relating to Continuations	234	15,340	1.5%	0.7%	0.9%
% of Patients satisfied with the dentistry they have received	38	38	100.0%	95.2%	93.9%
% of Patients satisfied with the time they had to wait for an appointment	36	38	94.7%	89.0%	88.4%

* This is based on patients treated on this contract for their most recent course of treatment. Figures in italics indicate the base number of FP17s or Patient Questionnaire responses are less than 100. N/A is shown where the base number of responses is less than 10 during the period. % is calculated as Quantity/Base number*100

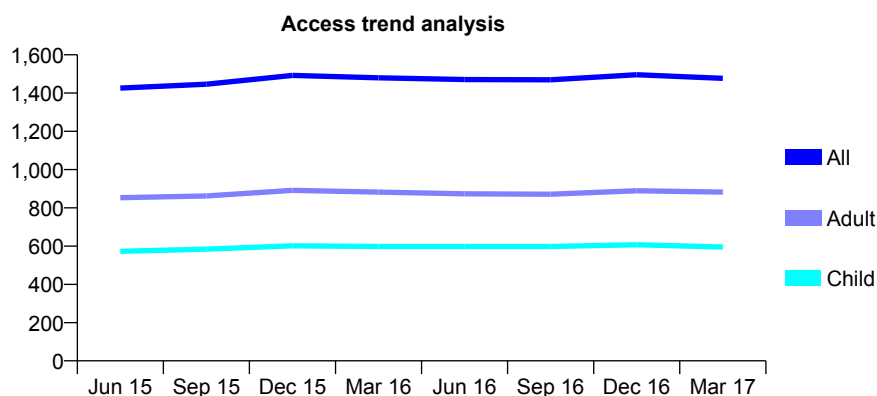
7A3 - Vital Signs At a Glance Contract Report for 222739/0001 - Year end March 2017

Name or company name	MR G PEARSON
Contract type name	GDS Contract
Purpose of contract	General
Contract start date	01/04/2006
Contract end date	

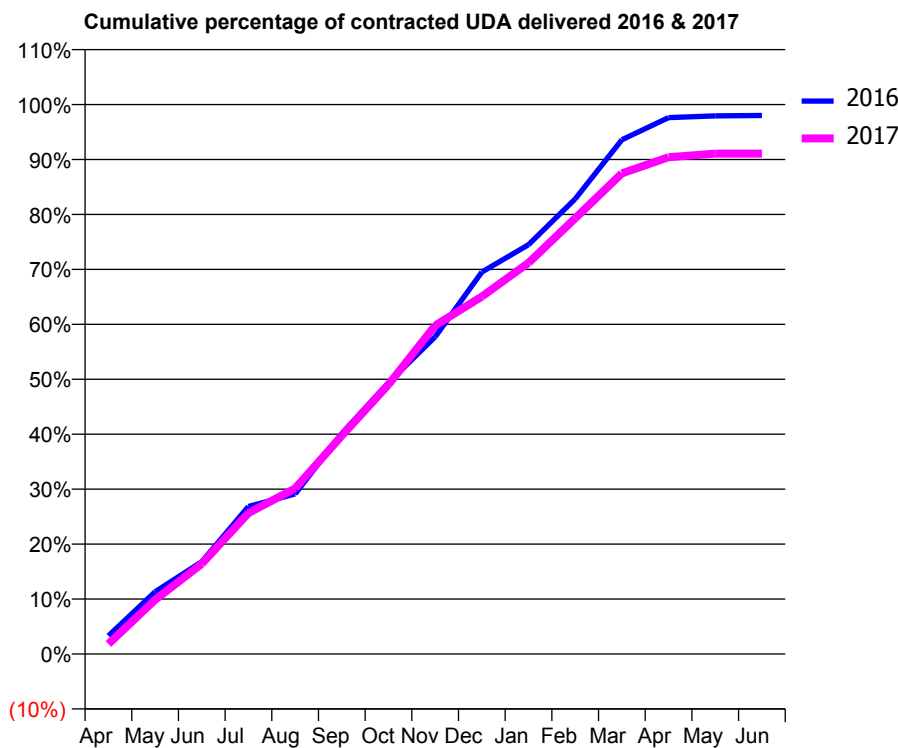
16/17 Contracted general activity (UDA)	3,984
Carry forward general activity (UDA)	79
16/17 Contracted orthodontic activity (UOA)	0
Carry forward orthodontic activity (UOA)	0
Baseline contract value	£96,545.70

ACCESS*

Patients seen in 24 months	Total	Change since previous quarter
Quarter ending March 2016	1,480	
Quarter ending June 2016	1,471	→
Quarter ending September 2016	1,469	→
Quarter ending December 2016	1,496	→
Quarter ending March 2017	1,477	↓
Variance since March 2016	(0.2%)	→



ACTIVITY



Month	Adjusted Scheduled Activity (UDA)	
	2016	2017
April	132	73
May	451	393
June	670	654
July	1,070	1,022
August	1,161	1,201
September	1,598	1,583
October	1,967	1,954
November	2,300	2,381
December	2,769	2,591
January	2,968	2,836
February	3,299	3,159
March	3,728	3,485
April	3,889	3,602
May	3,902	3,628
June	3,905	3,628

QUALITY

	Quantity	Base Number	Contract	LHB	Wales
% of FP17s for the same patient ID Re-attending within 3 months - Children	47	884	5.3%	9.8%	11.3%
% of FP17s for the same patient ID Re-attending within 3 months - Adults	133	1,096	12.1%	14.7%	16.7%
% of FP17s for the same patient ID Re-attending between 3 & 9 months - Children	490	884	55.4%	53.0%	58.0%
% of FP17s for the same patient ID Re-attending between 3 & 9 months - Adults	521	1,096	47.5%	50.1%	53.7%
% of FP17s for Band 1 Urgent Courses	70	1,932	3.6%	9.3%	8.9%
% of FP17s Relating to Free Repair or Replacements	0	1,932	0.0%	0.8%	0.7%
% of FP17s Relating to Continuations	1	1,932	0.1%	0.7%	0.9%
% of Patients satisfied with the dentistry they have received	2	2	N/A	95.2%	93.9%
% of Patients satisfied with the time they had to wait for an appointment	2	2	N/A	89.0%	88.4%

* This is based on patients treated on this contract for their most recent course of treatment. Figures in italics indicate the base number of FP17s or Patient Questionnaire responses are less than 100. N/A is shown where the base number of responses is less than 10 during the period. % is calculated as Quantity/Base number*100

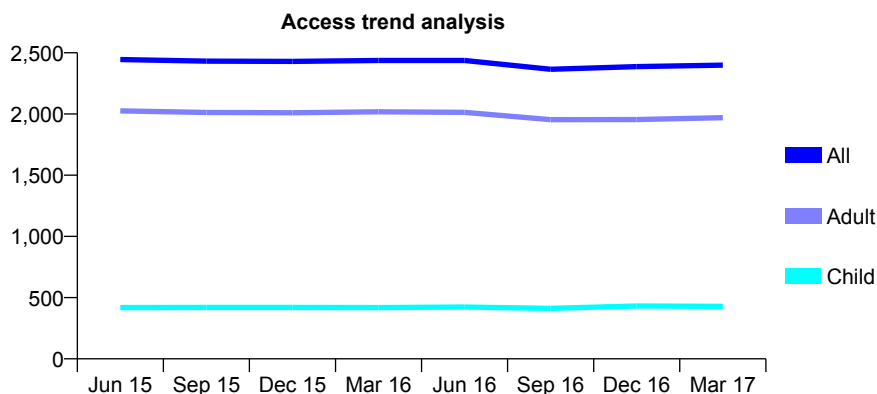
7A3 - Vital Signs At a Glance Contract Report for 224375/0001 - Year end March 2017

Name or company name	MR PC BARRISCALE
Contract type name	GDS Contract
Purpose of contract	General
Contract start date	01/04/2006
Contract end date	

16/17 Contracted general activity (UDA)	8,674
Carry forward general activity (UDA)	34
16/17 Contracted orthodontic activity (UOA)	0
Carry forward orthodontic activity (UOA)	0
Baseline contract value	£199,295.10

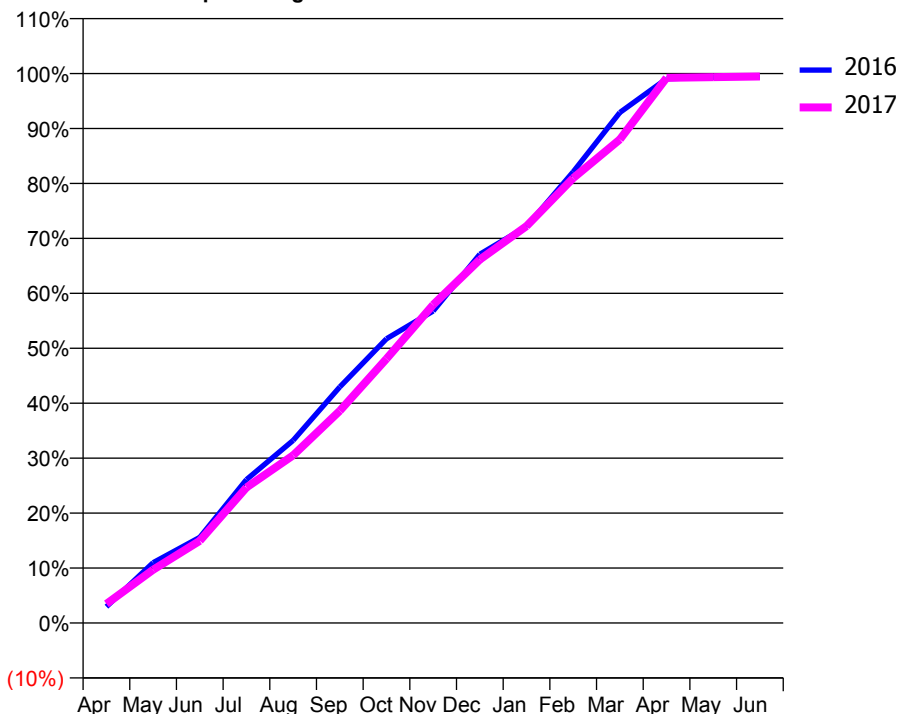
ACCESS*

Patients seen in 24 months	Total	Change since previous quarter
Quarter ending March 2016	2,437	
Quarter ending June 2016	2,437	→
Quarter ending September 2016	2,366	↓
Quarter ending December 2016	2,387	→
Quarter ending March 2017	2,399	→
Variance since March 2016	(1.6%)	↓



ACTIVITY

Cumulative percentage of contracted UDA delivered 2016 & 2017



QUALITY

	Quantity	Base Number	Contract	LHB	Wales
% of FP17s for the same patient ID Re-attending within 3 months - Children	49	617	7.9%	9.8%	11.3%
% of FP17s for the same patient ID Re-attending within 3 months - Adults	575	2,779	20.7%	14.7%	16.7%
% of FP17s for the same patient ID Re-attending between 3 & 9 months - Children	351	617	56.9%	53.0%	58.0%
% of FP17s for the same patient ID Re-attending between 3 & 9 months - Adults	1,014	2,779	36.5%	50.1%	53.7%
% of FP17s for Band 1 Urgent Courses	618	3,542	17.4%	9.3%	8.9%
% of FP17s Relating to Free Repair or Replacements	23	3,542	0.6%	0.8%	0.7%
% of FP17s Relating to Continuations	60	3,542	1.7%	0.7%	0.9%
% of Patients satisfied with the dentistry they have received	8	8	N/A	95.2%	93.9%
% of Patients satisfied with the time they had to wait for an appointment	8	8	N/A	89.0%	88.4%

* This is based on patients treated on this contract for their most recent course of treatment. Figures in italics indicate the base number of FP17s or Patient Questionnaire responses are less than 100. N/A is shown where the base number of responses is less than 10 during the period. % is calculated as Quantity/Base number*100

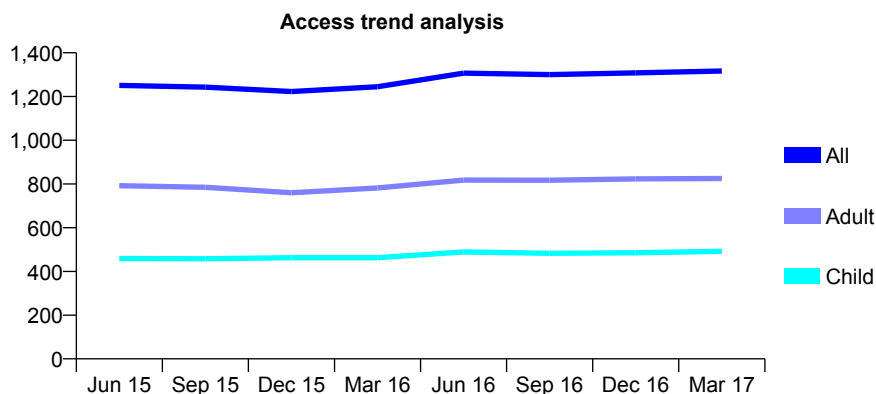
7A3 - Vital Signs At a Glance Contract Report for 233811/0001 - Year end March 2017

Name or company name	MISS AE WALKER
Contract type name	GDS Contract
Purpose of contract	General
Contract start date	01/10/2006
Contract end date	

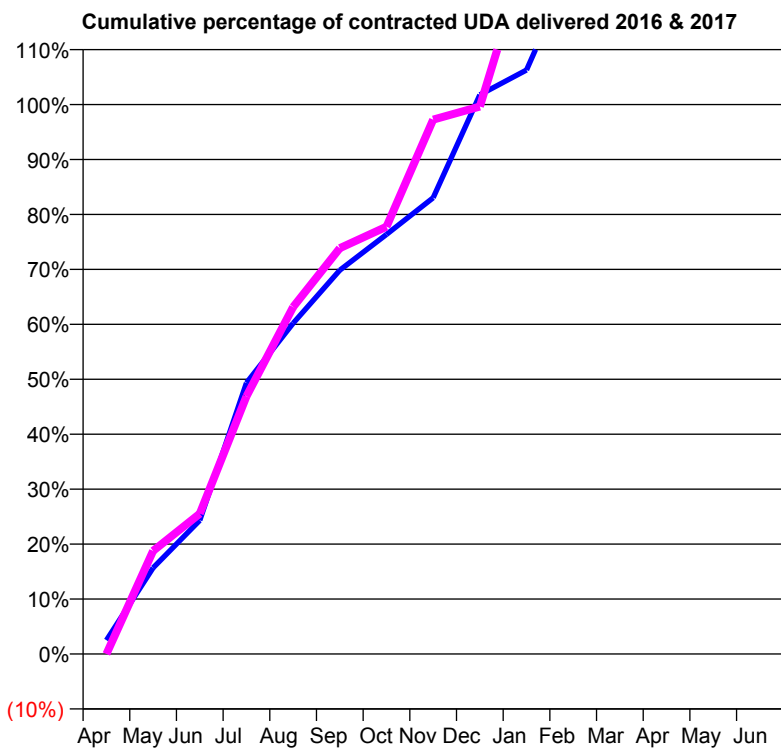
16/17 Contracted general activity (UDA)	2,138
Carry forward general activity (UDA)	0
16/17 Contracted orthodontic activity (UOA)	0
Carry forward orthodontic activity (UOA)	0
Baseline contract value	£53,209.51

ACCESS*

Patients seen in 24 months	Total	Change since previous quarter
Quarter ending March 2016	1,245	
Quarter ending June 2016	1,307	↑
Quarter ending September 2016	1,300	→
Quarter ending December 2016	1,308	→
Quarter ending March 2017	1,317	→
Variance since March 2016	5.8%	↑



ACTIVITY



Month	Adjusted Scheduled Activity (UDA)	
	2016	2017
April	54	0
May	335	401
June	520	546
July	1,055	1,002
August	1,287	1,350
September	1,494	1,579
October	1,633	1,663
November	1,775	2,079
December	2,176	2,130
January	2,272	2,722
February	2,682	2,920
March	2,998	3,405
April	3,353	3,838
May	3,381	3,841
June	3,381	3,864

QUALITY

	Quantity	Base Number	Contract	LHB	Wales
% of FP17s for the same patient ID Re-attending within 3 months - Children	37	619	6.0%	9.8%	11.3%
% of FP17s for the same patient ID Re-attending within 3 months - Adults	216	1,066	20.3%	14.7%	16.7%
% of FP17s for the same patient ID Re-attending between 3 & 9 months - Children	288	619	46.5%	53.0%	58.0%
% of FP17s for the same patient ID Re-attending between 3 & 9 months - Adults	439	1,066	41.2%	50.1%	53.7%
% of FP17s for Band 1 Urgent Courses	151	1,699	8.9%	9.3%	8.9%
% of FP17s Relating to Free Repair or Replacements	0	1,699	0.0%	0.8%	0.7%
% of FP17s Relating to Continuations	0	1,699	0.0%	0.7%	0.9%
% of Patients satisfied with the dentistry they have received	4	4	N/A	95.2%	93.9%
% of Patients satisfied with the time they had to wait for an appointment	4	4	N/A	89.0%	88.4%

* This is based on patients treated on this contract for their most recent course of treatment. Figures in italics indicate the base number of FP17s or Patient Questionnaire responses are less than 100. N/A is shown where the base number of responses is less than 10 during the period. % is calculated as Quantity/Base number*100

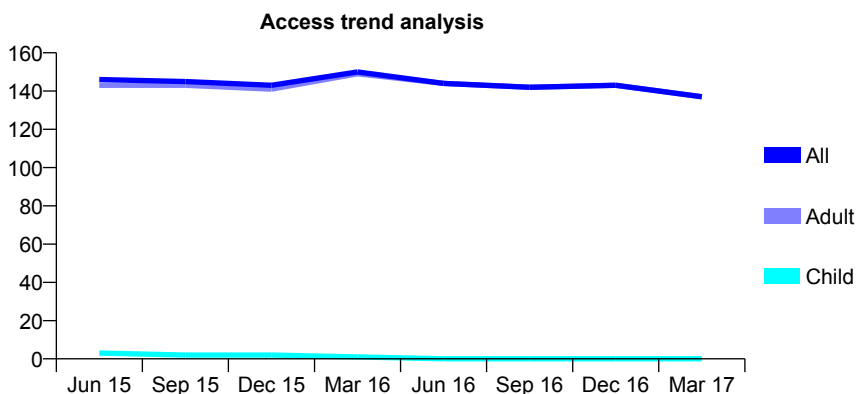
7A3 - Vital Signs At a Glance Contract Report for 233811/0003 - Year end March 2017

Name or company name	MISS AE WALKER
Contract type name	GDS Contract
Purpose of contract	General
Contract start date	01/04/2009
Contract end date	

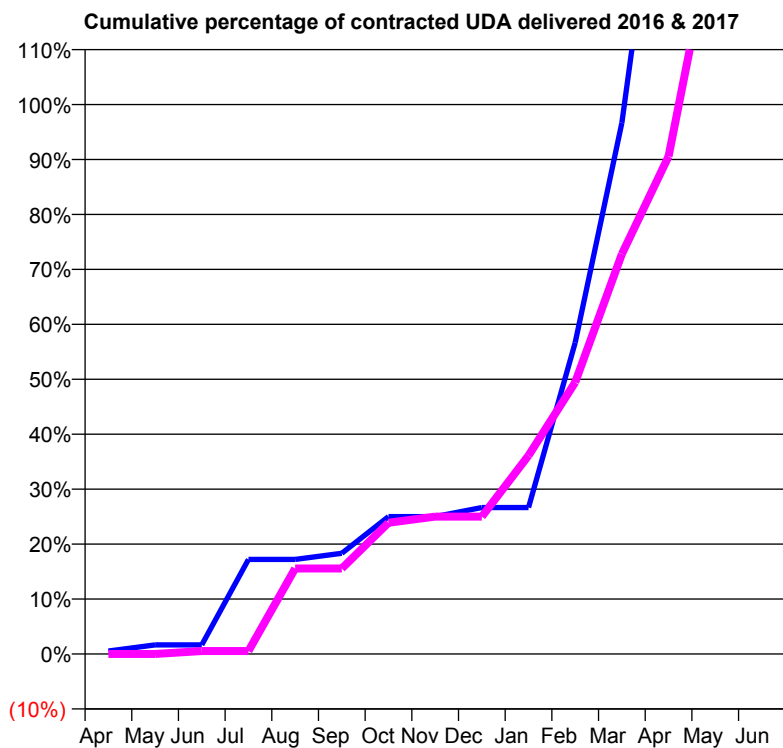
16/17 Contracted general activity (UDA)	180
Carry forward general activity (UDA)	0
16/17 Contracted orthodontic activity (UOA)	0
Carry forward orthodontic activity (UOA)	0
Baseline contract value	£9,002.82

ACCESS*

Patients seen in 24 months	Total	Change since previous quarter
Quarter ending March 2016	150	
Quarter ending June 2016	144	↓
Quarter ending September 2016	142	↓
Quarter ending December 2016	143	→
Quarter ending March 2017	137	↓
Variance since March 2016	(8.7%)	↓



ACTIVITY



Month	Adjusted Scheduled Activity (UDA)	
	2016	2017
April	1	0
May	3	0
June	3	1
July	31	1
August	31	28
September	33	28
October	45	43
November	45	45
December	48	45
January	48	65
February	102	89
March	174	131
April	285	163
May	298	240
June	298	240

QUALITY

	Quantity	Base Number	Contract	LHB	Wales
% of FP17s for the same patient ID Re-attending within 3 months - Children	0	0	N/A	9.8%	11.3%
% of FP17s for the same patient ID Re-attending within 3 months - Adults	2	114	1.8%	14.7%	16.7%
% of FP17s for the same patient ID Re-attending between 3 & 9 months - Children	0	0	N/A	53.0%	58.0%
% of FP17s for the same patient ID Re-attending between 3 & 9 months - Adults	5	114	4.4%	50.1%	53.7%
% of FP17s for Band 1 Urgent Courses	0	112	0.0%	9.3%	8.9%
% of FP17s Relating to Free Repair or Replacements	0	112	0.0%	0.8%	0.7%
% of FP17s Relating to Continuations	0	112	0.0%	0.7%	0.9%
% of Patients satisfied with the dentistry they have received	0	0	N/A	95.2%	93.9%
% of Patients satisfied with the time they had to wait for an appointment	0	0	N/A	89.0%	88.4%

* This is based on patients treated on this contract for their most recent course of treatment. Figures in italics indicate the base number of FP17s or Patient Questionnaire responses are less than 100. N/A is shown where the base number of responses is less than 10 during the period. % is calculated as Quantity/Base number*100

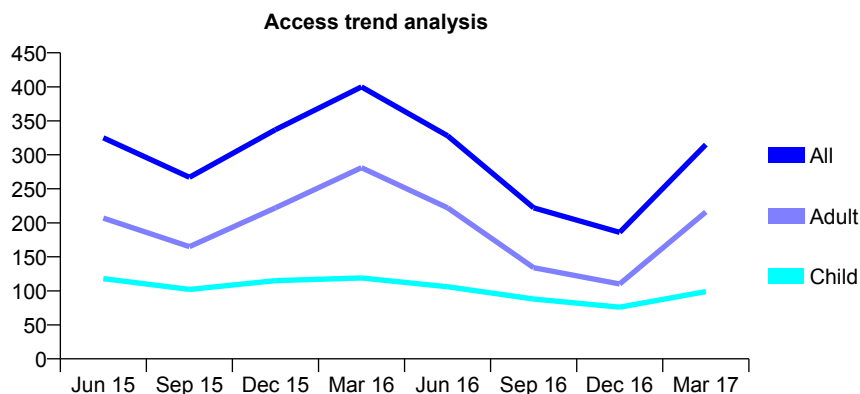
7A3 - Vital Signs At a Glance Contract Report for 238260/0006 - Year end March 2017

Name or company name	MRS CA ROACH-PRICE
Contract type name	GDS Contract
Purpose of contract	General
Contract start date	01/11/2009
Contract end date	

16/17 Contracted general activity (UDA)	1,020
Carry forward general activity (UDA)	16
16/17 Contracted orthodontic activity (UOA)	0
Carry forward orthodontic activity (UOA)	0
Baseline contract value	£26,085.85

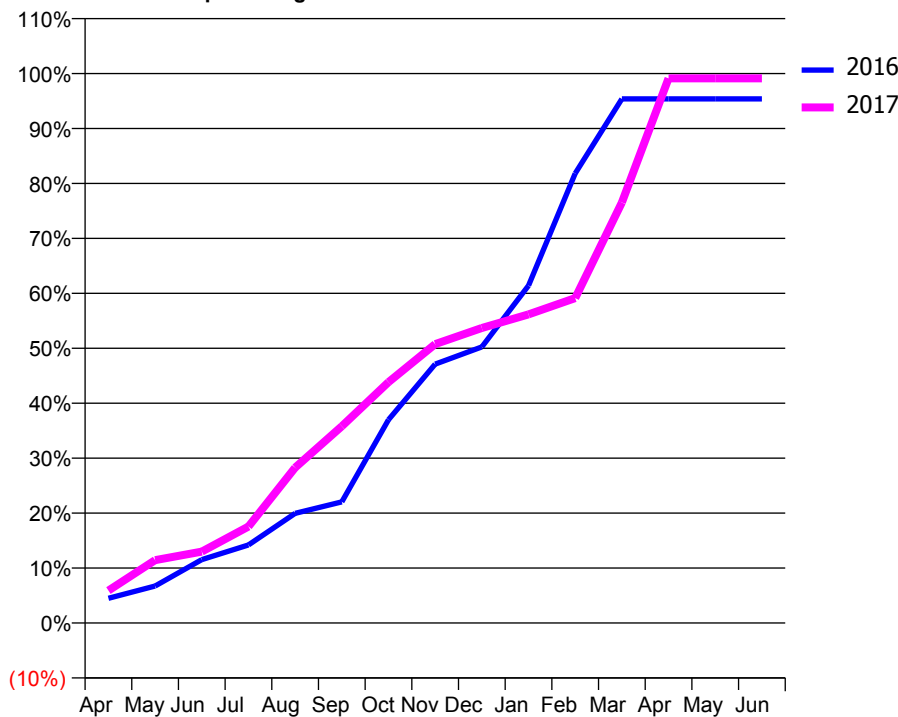
ACCESS*

Patients seen in 24 months	Total	Change since previous quarter
Quarter ending March 2016	400	
Quarter ending June 2016	328	↓
Quarter ending September 2016	222	↓
Quarter ending December 2016	186	↓
Quarter ending March 2017	315	↑
Variance since March 2016	(21.3%)	↓



ACTIVITY

Cumulative percentage of contracted UDA delivered 2016 & 2017



Adjusted Scheduled Activity (UDA)

Month	2016	2017
April	46	60
May	69	117
June	118	133
July	145	179
August	204	289
September	225	365
October	377	447
November	481	518
December	513	548
January	626	573
February	835	603
March	973	781
April	973	1,011
May	973	1,011
June	973	1,011

QUALITY

	Quantity	Base Number	Contract	LHB	Wales
% of FP17s for the same patient ID Re-attending within 3 months - Children	5	128	3.9%	9.8%	11.3%
% of FP17s for the same patient ID Re-attending within 3 months - Adults	15	213	7.0%	14.7%	16.7%
% of FP17s for the same patient ID Re-attending between 3 & 9 months - Children	66	128	51.6%	53.0%	58.0%
% of FP17s for the same patient ID Re-attending between 3 & 9 months - Adults	63	213	29.6%	50.1%	53.7%
% of FP17s for Band 1 Urgent Courses	40	429	9.3%	9.3%	8.9%
% of FP17s Relating to Free Repair or Replacements	1	429	0.2%	0.8%	0.7%
% of FP17s Relating to Continuations	3	429	0.7%	0.7%	0.9%
% of Patients satisfied with the dentistry they have received	1	1	N/A	95.2%	93.9%
% of Patients satisfied with the time they had to wait for an appointment	1	1	N/A	89.0%	88.4%

* This is based on patients treated on this contract for their most recent course of treatment. Figures in italics indicate the base number of FP17s or Patient Questionnaire responses are less than 100. N/A is shown where the base number of responses is less than 10 during the period. % is calculated as Quantity/Base number*100

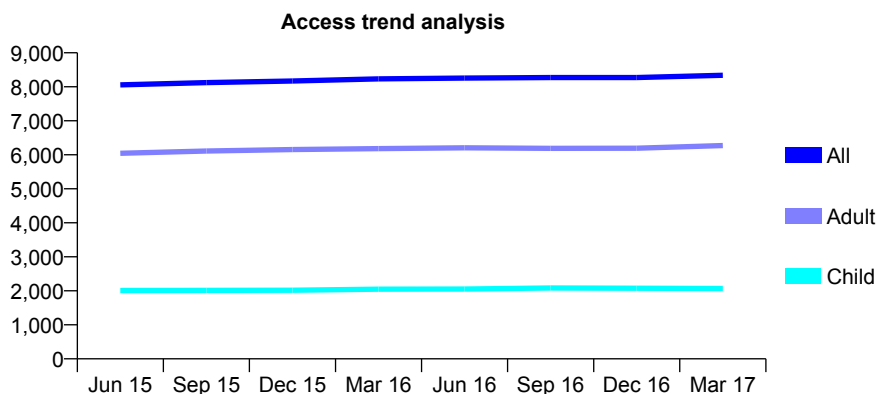
7A3 - Vital Signs At a Glance Contract Report for 244236/0001 - Year end March 2017

Name or company name	MRS AJ HUMPHREYS
Contract type name	GDS Contract
Purpose of contract	General
Contract start date	01/04/2006
Contract end date	

16/17 Contracted general activity (UDA)	24,173
Carry forward general activity (UDA)	866
16/17 Contracted orthodontic activity (UOA)	0
Carry forward orthodontic activity (UOA)	0
Baseline contract value	£647,235.71

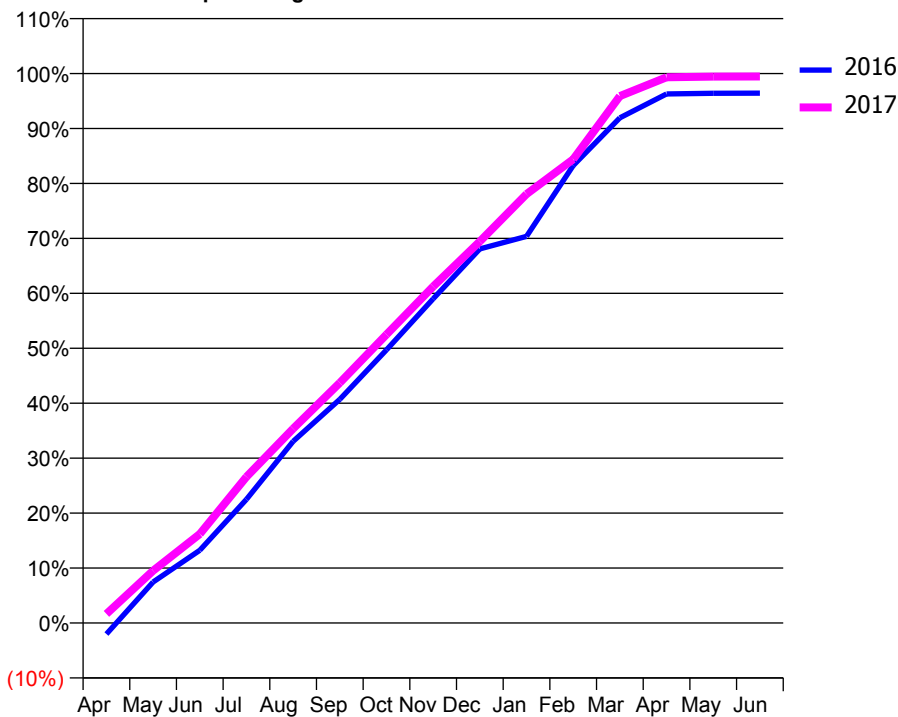
ACCESS*

Patients seen in 24 months	Total	Change since previous quarter
Quarter ending March 2016	8,232	
Quarter ending June 2016	8,258	→
Quarter ending September 2016	8,273	→
Quarter ending December 2016	8,271	→
Quarter ending March 2017	8,340	→
Variance since March 2016	1.3%	→



ACTIVITY

Cumulative percentage of contracted UDA delivered 2016 & 2017



Month	Adjusted Scheduled Activity (UDA)	
	2016	2017
April	-491	400
May	1,806	2,301
June	3,200	3,914
July	5,439	6,430
August	7,992	8,548
September	9,842	10,568
October	12,019	12,689
November	14,264	14,802
December	16,456	16,786
January	17,008	18,868
February	20,121	20,399
March	22,221	23,182
April	23,273	24,005
May	23,305	24,038
June	23,307	24,040

QUALITY

	Quantity	Base Number	Contract	LHB	Wales
% of FP17s for the same patient ID Re-attending within 3 months - Children	260	3,171	8.2%	9.8%	11.3%
% of FP17s for the same patient ID Re-attending within 3 months - Adults	2,035	10,525	19.3%	14.7%	16.7%
% of FP17s for the same patient ID Re-attending between 3 & 9 months - Children	1,757	3,171	55.4%	53.0%	58.0%
% of FP17s for the same patient ID Re-attending between 3 & 9 months - Adults	5,995	10,525	57.0%	50.1%	53.7%
% of FP17s for Band 1 Urgent Courses	1,335	13,544	9.9%	9.3%	8.9%
% of FP17s Relating to Free Repair or Replacements	223	13,544	1.6%	0.8%	0.7%
% of FP17s Relating to Continuations	57	13,544	0.4%	0.7%	0.9%
% of Patients satisfied with the dentistry they have received	37	37	100.0%	95.2%	93.9%
% of Patients satisfied with the time they had to wait for an appointment	30	37	81.1%	89.0%	88.4%

* This is based on patients treated on this contract for their most recent course of treatment. Figures in italics indicate the base number of FP17s or Patient Questionnaire responses are less than 100. N/A is shown where the base number of responses is less than 10 during the period. % is calculated as Quantity/Base number*100

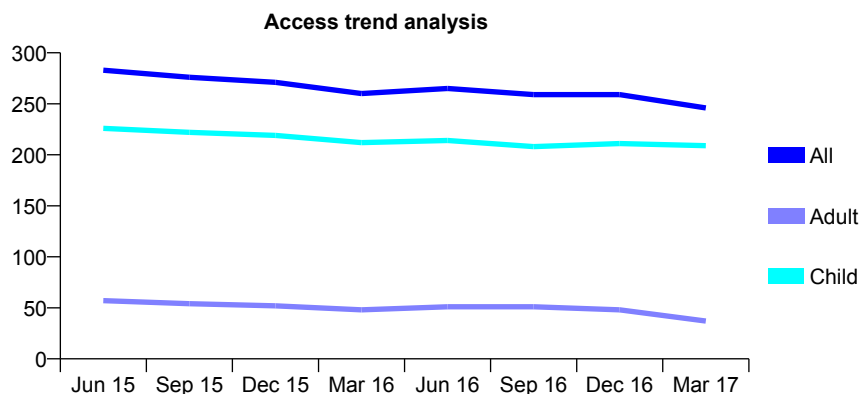
7A3 - Vital Signs At a Glance Contract Report for 250589/0001 - Year end March 2017

Name or company name	MR C DAVIES
Contract type name	GDS Contract
Purpose of contract	General
Contract start date	01/04/2006
Contract end date	

16/17 Contracted general activity (UDA)	800
Carry forward general activity (UDA)	0
16/17 Contracted orthodontic activity (UOA)	0
Carry forward orthodontic activity (UOA)	0
Baseline contract value	£17,559.05

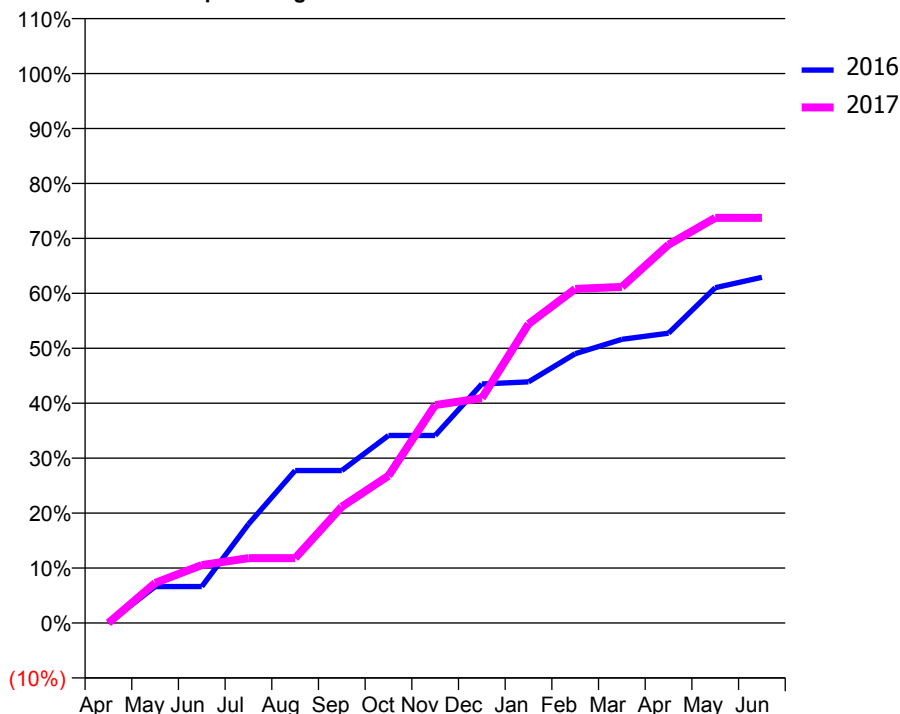
ACCESS*

Patients seen in 24 months	Total	Change since previous quarter
Quarter ending March 2016	260	
Quarter ending June 2016	265	→
Quarter ending September 2016	259	↓
Quarter ending December 2016	259	→
Quarter ending March 2017	246	↓
Variance since March 2016	(5.4%)	↓



ACTIVITY

Cumulative percentage of contracted UDA delivered 2016 & 2017



Month	Adjusted Scheduled Activity (UDA)	
	2016	2017
April	0	0
May	53	58
June	53	84
July	144	94
August	222	94
September	222	169
October	273	214
November	273	317
December	348	327
January	351	435
February	392	486
March	413	489
April	422	551
May	488	590
June	503	590

QUALITY

	Quantity	Base Number	Contract	LHB	Wales
% of FP17s for the same patient ID Re-attending within 3 months - Children	11	314	3.5%	9.8%	11.3%
% of FP17s for the same patient ID Re-attending within 3 months - Adults	0	31	0.0%	14.7%	16.7%
% of FP17s for the same patient ID Re-attending between 3 & 9 months - Children	184	314	58.6%	53.0%	58.0%
% of FP17s for the same patient ID Re-attending between 3 & 9 months - Adults	23	31	74.2%	50.1%	53.7%
% of FP17s for Band 1 Urgent Courses	4	326	1.2%	9.3%	8.9%
% of FP17s Relating to Free Repair or Replacements	0	326	0.0%	0.8%	0.7%
% of FP17s Relating to Continuations	0	326	0.0%	0.7%	0.9%
% of Patients satisfied with the dentistry they have received	1	1	N/A	95.2%	93.9%
% of Patients satisfied with the time they had to wait for an appointment	1	1	N/A	89.0%	88.4%

* This is based on patients treated on this contract for their most recent course of treatment. Figures in italics indicate the base number of FP17s or Patient Questionnaire responses are less than 100. N/A is shown where the base number of responses is less than 10 during the period. % is calculated as Quantity/Base number*100

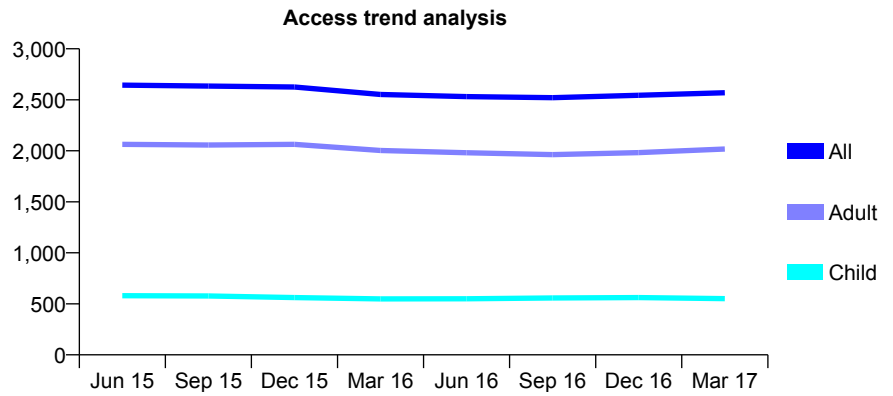
7A3 - Vital Signs At a Glance Contract Report for 306614/0001 - Year end March 2017

Name or company name	Kenneth Chow
Contract type name	GDS Contract
Purpose of contract	General
Contract start date	01/04/2006
Contract end date	

16/17 Contracted general activity (UDA)	8,000
Carry forward general activity (UDA)	0
16/17 Contracted orthodontic activity (UOA)	0
Carry forward orthodontic activity (UOA)	0
Baseline contract value	£183,631.57

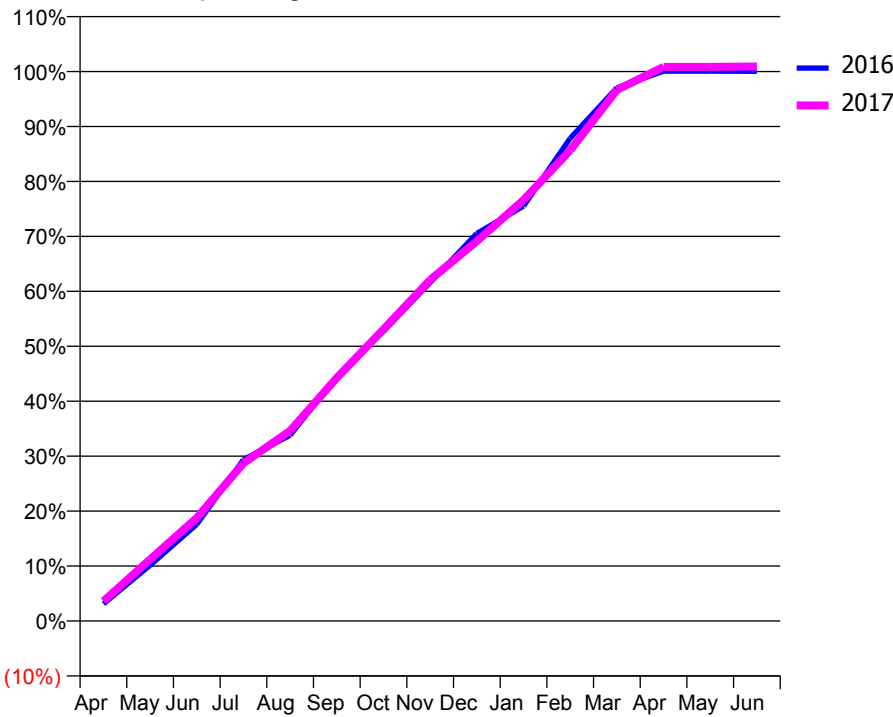
ACCESS*

Patients seen in 24 months	Total	Change since previous quarter
Quarter ending March 2016	2,552	
Quarter ending June 2016	2,531	→
Quarter ending September 2016	2,521	→
Quarter ending December 2016	2,545	→
Quarter ending March 2017	2,569	→
Variance since March 2016	0.7%	→



ACTIVITY

Cumulative percentage of contracted UDA delivered 2016 & 2017



Month	Adjusted Scheduled Activity (UDA)	
	2016	2017
April	249	289
May	813	898
June	1,408	1,501
July	2,350	2,297
August	2,705	2,769
September	3,562	3,540
October	4,220	4,248
November	4,929	4,967
December	5,642	5,529
January	6,040	6,130
February	7,028	6,853
March	7,763	7,732
April	8,006	8,067
May	8,006	8,067
June	8,003	8,073

QUALITY

	Quantity	Base Number	Contract	LHB	Wales
% of FP17s for the same patient ID Re-attending within 3 months - Children	40	834	4.8%	9.8%	11.3%
% of FP17s for the same patient ID Re-attending within 3 months - Adults	588	3,151	18.7%	14.7%	16.7%
% of FP17s for the same patient ID Re-attending between 3 & 9 months - Children	521	834	62.5%	53.0%	58.0%
% of FP17s for the same patient ID Re-attending between 3 & 9 months - Adults	1,772	3,151	56.2%	50.1%	53.7%
% of FP17s for Band 1 Urgent Courses	195	3,980	4.9%	9.3%	8.9%
% of FP17s Relating to Free Repair or Replacements	27	3,980	0.7%	0.8%	0.7%
% of FP17s Relating to Continuations	15	3,980	0.4%	0.7%	0.9%
% of Patients satisfied with the dentistry they have received	13	13	100.0%	95.2%	93.9%
% of Patients satisfied with the time they had to wait for an appointment	12	13	92.3%	89.0%	88.4%

* This is based on patients treated on this contract for their most recent course of treatment. Figures in italics indicate the base number of FP17s or Patient Questionnaire responses are less than 100. N/A is shown where the base number of responses is less than 10 during the period. % is calculated as Quantity/Base number*100

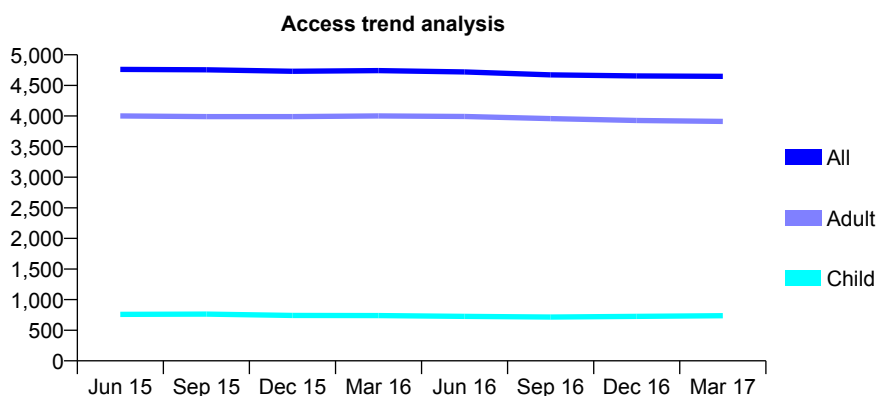
7A3 - Vital Signs At a Glance Contract Report for 320226/0001 - Year end March 2017

Name or company name	MR OA JENKINS
Contract type name	GDS Contract
Purpose of contract	General
Contract start date	01/04/2006
Contract end date	

16/17 Contracted general activity (UDA)	12,523
Carry forward general activity (UDA)	0
16/17 Contracted orthodontic activity (UOA)	0
Carry forward orthodontic activity (UOA)	0
Baseline contract value	£278,887.80

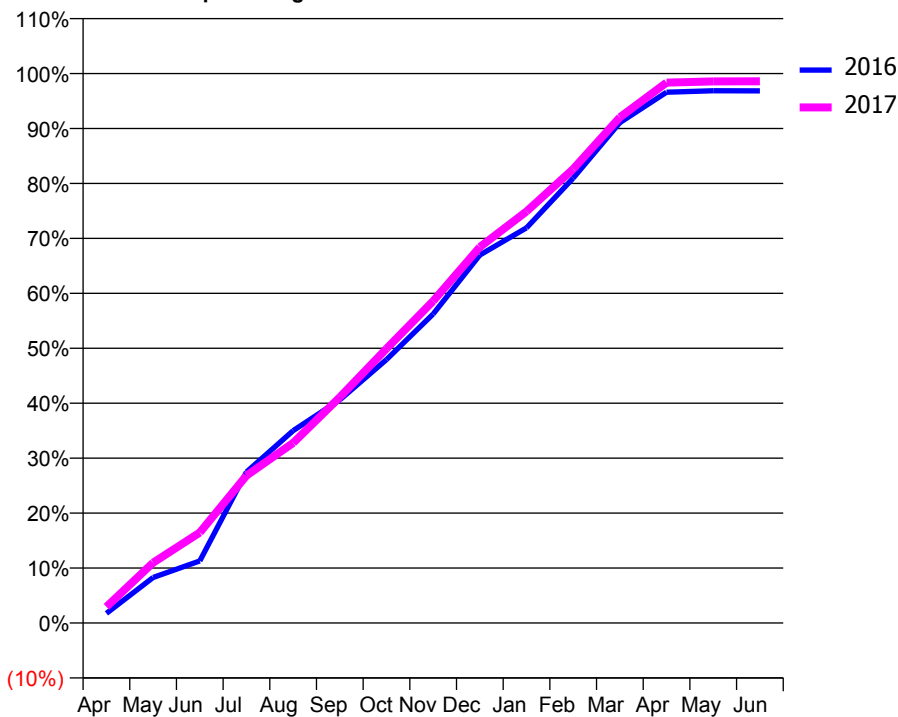
ACCESS*

Patients seen in 24 months	Total	Change since previous quarter
Quarter ending March 2016	4,741	
Quarter ending June 2016	4,719	→
Quarter ending September 2016	4,672	→
Quarter ending December 2016	4,654	→
Quarter ending March 2017	4,649	→
Variance since March 2016	(1.9%)	↓



ACTIVITY

Cumulative percentage of contracted UDA delivered 2016 & 2017



Month	Adjusted Scheduled Activity (UDA)	
	2016	2017
April	221	370
May	1,036	1,375
June	1,414	2,061
July	3,440	3,360
August	4,384	4,106
September	5,084	5,147
October	6,003	6,252
November	7,041	7,337
December	8,386	8,568
January	9,007	9,379
February	10,141	10,347
March	11,402	11,525
April	12,097	12,315
May	12,130	12,342
June	12,127	12,346

QUALITY

	Quantity	Base Number	Contract	LHB	Wales
% of FP17s for the same patient ID Re-attending within 3 months - Children	82	1,188	6.9%	9.8%	11.3%
% of FP17s for the same patient ID Re-attending within 3 months - Adults	839	6,537	12.8%	14.7%	16.7%
% of FP17s for the same patient ID Re-attending between 3 & 9 months - Children	733	1,188	61.7%	53.0%	58.0%
% of FP17s for the same patient ID Re-attending between 3 & 9 months - Adults	4,434	6,537	67.8%	50.1%	53.7%
% of FP17s for Band 1 Urgent Courses	706	7,711	9.2%	9.3%	8.9%
% of FP17s Relating to Free Repair or Replacements	51	7,711	0.7%	0.8%	0.7%
% of FP17s Relating to Continuations	31	7,711	0.4%	0.7%	0.9%
% of Patients satisfied with the dentistry they have received	18	18	100.0%	95.2%	93.9%
% of Patients satisfied with the time they had to wait for an appointment	15	18	83.3%	89.0%	88.4%

* This is based on patients treated on this contract for their most recent course of treatment. Figures in italics indicate the base number of FP17s or Patient Questionnaire responses are less than 100. N/A is shown where the base number of responses is less than 10 during the period. % is calculated as Quantity/Base number*100

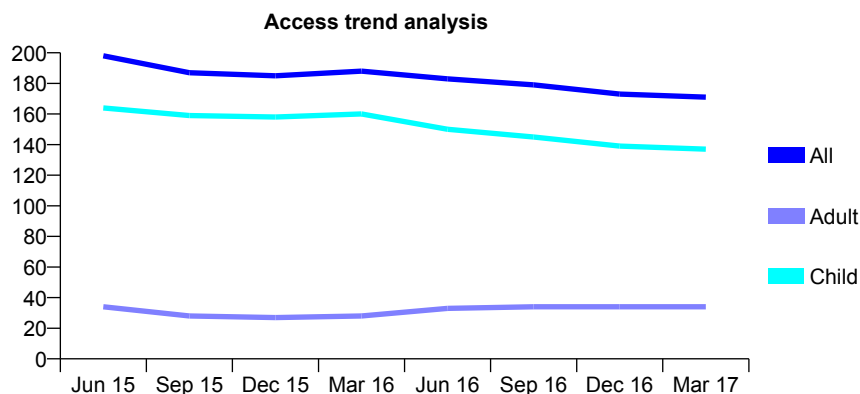
7A3 - Vital Signs At a Glance Contract Report for 329657/0001 - Year end March 2017

Name or company name	MR GR DAVIES
Contract type name	GDS Contract
Purpose of contract	General
Contract start date	01/04/2006
Contract end date	

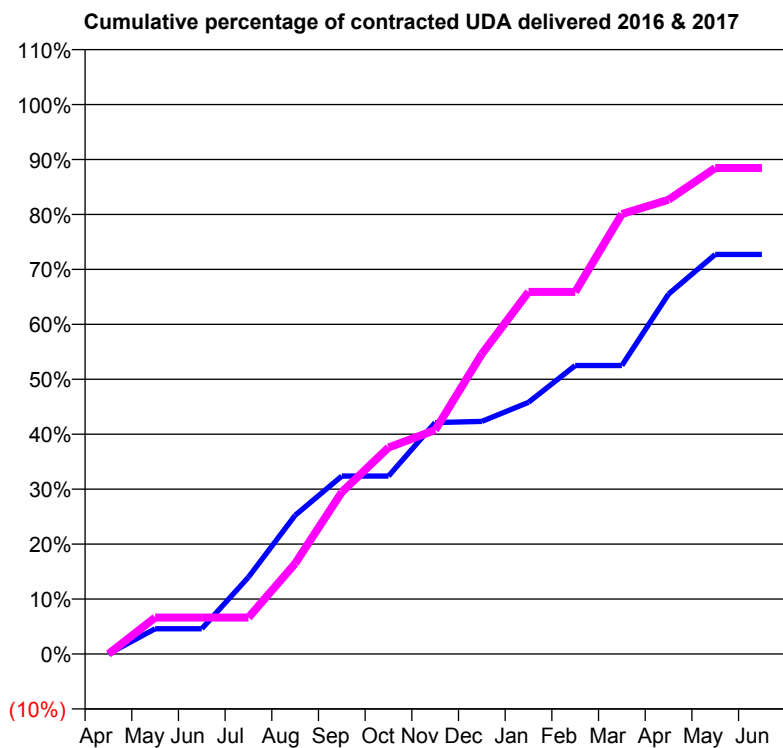
16/17 Contracted general activity (UDA)	346
Carry forward general activity (UDA)	0
16/17 Contracted orthodontic activity (UOA)	0
Carry forward orthodontic activity (UOA)	0
Baseline contract value	£9,506.32

ACCESS*

Patients seen in 24 months	Total	Change since previous quarter
Quarter ending March 2016	188	
Quarter ending June 2016	183	↓
Quarter ending September 2016	179	↓
Quarter ending December 2016	173	↓
Quarter ending March 2017	171	↓
Variance since March 2016	(9.0%)	↓



ACTIVITY



Month	Adjusted Scheduled Activity (UDA)	
	2016	2017
April	0	0
May	21	23
June	21	23
July	65	23
August	117	57
September	150	102
October	150	130
November	195	141
December	196	189
January	212	228
February	243	228
March	243	277
April	303	286
May	336	306
June	336	306

QUALITY

	Quantity	Base Number	Contract	LHB	Wales
% of FP17s for the same patient ID Re-attending within 3 months - Children	16	275	5.8%	9.8%	11.3%
% of FP17s for the same patient ID Re-attending within 3 months - Adults	0	21	0.0%	14.7%	16.7%
% of FP17s for the same patient ID Re-attending between 3 & 9 months - Children	188	275	68.4%	53.0%	58.0%
% of FP17s for the same patient ID Re-attending between 3 & 9 months - Adults	10	21	47.6%	50.1%	53.7%
% of FP17s for Band 1 Urgent Courses	0	244	0.0%	9.3%	8.9%
% of FP17s Relating to Free Repair or Replacements	0	244	0.0%	0.8%	0.7%
% of FP17s Relating to Continuations	0	244	0.0%	0.7%	0.9%
% of Patients satisfied with the dentistry they have received	0	0	N/A	95.2%	93.9%
% of Patients satisfied with the time they had to wait for an appointment	0	0	N/A	89.0%	88.4%

* This is based on patients treated on this contract for their most recent course of treatment. Figures in italics indicate the base number of FP17s or Patient Questionnaire responses are less than 100. N/A is shown where the base number of responses is less than 10 during the period. % is calculated as Quantity/Base number*100

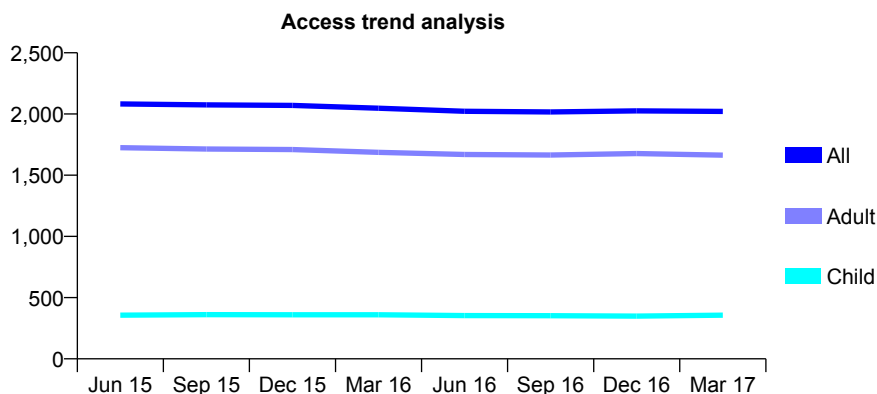
7A3 - Vital Signs At a Glance Contract Report for 331341/0001 - Year end March 2017

Name or company name	MR AB LLEWELLYN
Contract type name	GDS Contract
Purpose of contract	General
Contract start date	01/04/2006
Contract end date	

16/17 Contracted general activity (UDA)	7,188
Carry forward general activity (UDA)	0
16/17 Contracted orthodontic activity (UOA)	0
Carry forward orthodontic activity (UOA)	0
Baseline contract value	£160,878.38

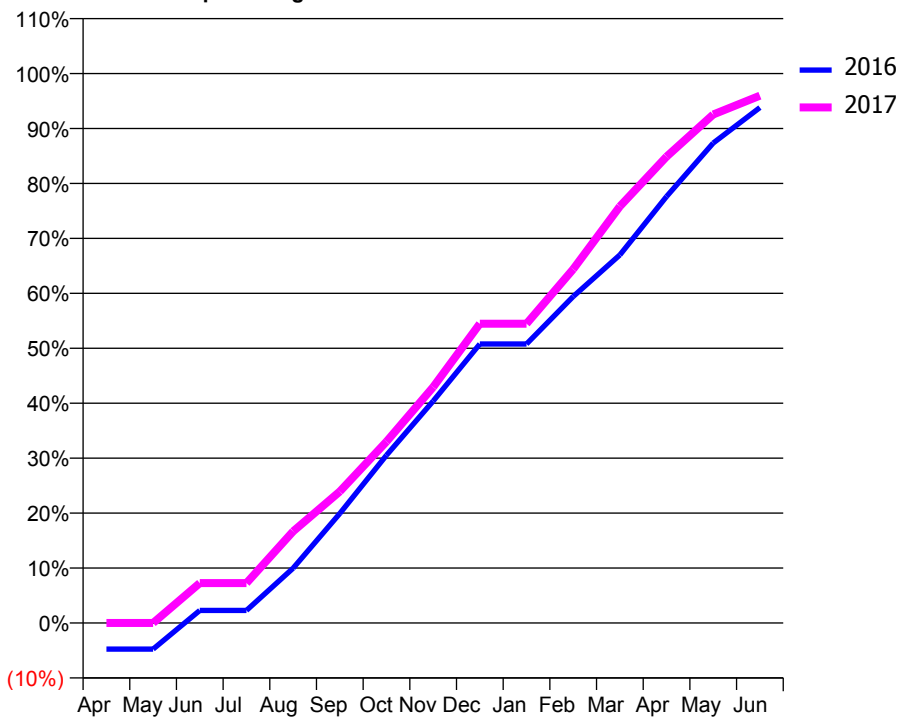
ACCESS*

Patients seen in 24 months	Total	Change since previous quarter
Quarter ending March 2016	2,047	
Quarter ending June 2016	2,022	↓
Quarter ending September 2016	2,017	→
Quarter ending December 2016	2,026	→
Quarter ending March 2017	2,021	→
Variance since March 2016	(1.3%)	↓



ACTIVITY

Cumulative percentage of contracted UDA delivered 2016 & 2017



Month	Adjusted Scheduled Activity (UDA)	
	2016	2017
April	-342	0
May	-342	0
June	166	523
July	166	523
August	718	1,199
September	1,433	1,721
October	2,195	2,373
November	2,903	3,086
December	3,651	3,915
January	3,651	3,915
February	4,272	4,628
March	4,815	5,450
April	5,580	6,101
May	6,279	6,652
June	6,743	6,898

QUALITY

	Quantity	Base Number	Contract	LHB	Wales
% of FP17s for the same patient ID Re-attending within 3 months - Children	24	662	3.6%	9.8%	11.3%
% of FP17s for the same patient ID Re-attending within 3 months - Adults	351	3,073	11.4%	14.7%	16.7%
% of FP17s for the same patient ID Re-attending between 3 & 9 months - Children	511	662	77.2%	53.0%	58.0%
% of FP17s for the same patient ID Re-attending between 3 & 9 months - Adults	2,050	3,073	66.7%	50.1%	53.7%
% of FP17s for Band 1 Urgent Courses	119	3,621	3.3%	9.3%	8.9%
% of FP17s Relating to Free Repair or Replacements	59	3,621	1.6%	0.8%	0.7%
% of FP17s Relating to Continuations	11	3,621	0.3%	0.7%	0.9%
% of Patients satisfied with the dentistry they have received	7	7	N/A	95.2%	93.9%
% of Patients satisfied with the time they had to wait for an appointment	7	7	N/A	89.0%	88.4%

* This is based on patients treated on this contract for their most recent course of treatment. Figures in italics indicate the base number of FP17s or Patient Questionnaire responses are less than 100. N/A is shown where the base number of responses is less than 10 during the period. % is calculated as Quantity/Base number*100

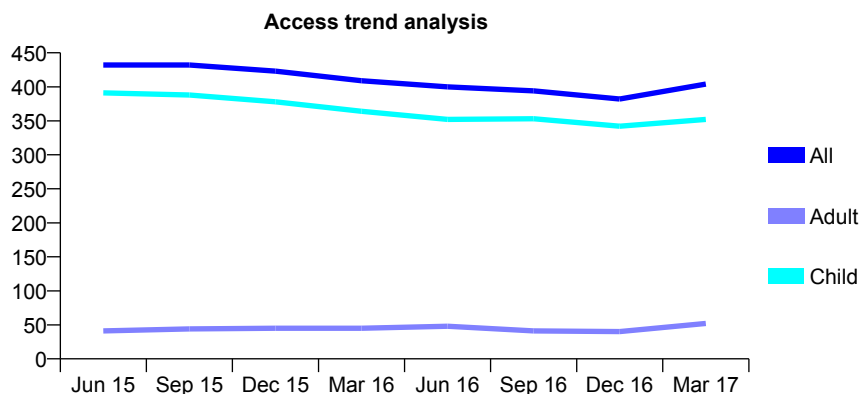
7A3 - Vital Signs At a Glance Contract Report for 567981/0001 - Year end March 2017

Name or company name	MR PA RABAIOTTI
Contract type name	GDS Contract
Purpose of contract	General
Contract start date	01/04/2006
Contract end date	

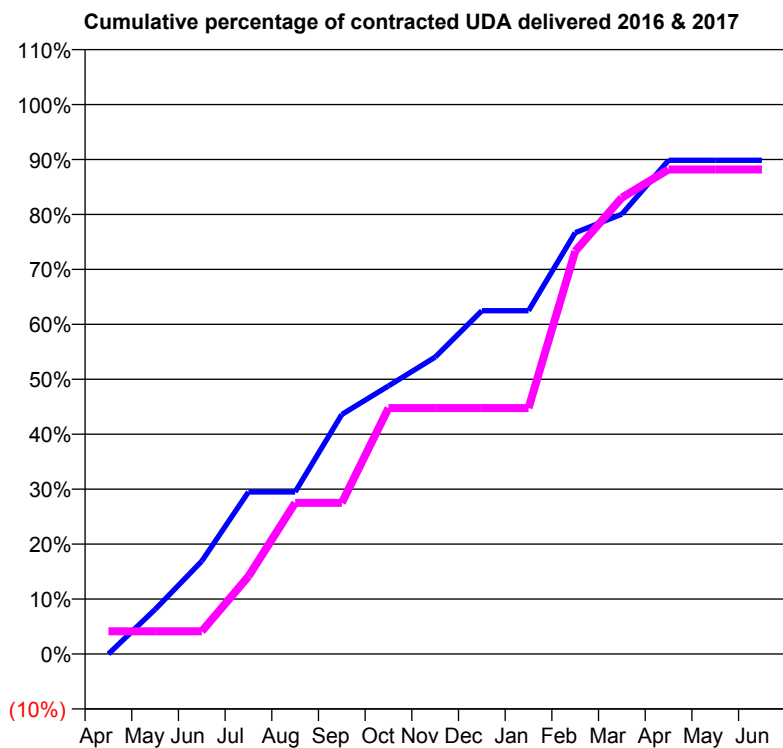
16/17 Contracted general activity (UDA)	950
Carry forward general activity (UDA)	0
16/17 Contracted orthodontic activity (UOA)	0
Carry forward orthodontic activity (UOA)	0
Baseline contract value	£28,071.20

ACCESS*

Patients seen in 24 months	Total	Change since previous quarter
Quarter ending March 2016	409	
Quarter ending June 2016	400	↓
Quarter ending September 2016	394	↓
Quarter ending December 2016	382	↓
Quarter ending March 2017	404	↑
Variance since March 2016	(1.2%)	↓



ACTIVITY



Month	Adjusted Scheduled Activity (UDA)	
	2016	2017
April	0	39
May	77	39
June	161	39
July	280	134
August	280	261
September	414	261
October	463	425
November	513	425
December	593	425
January	593	425
February	728	696
March	760	789
April	854	838
May	854	838
June	854	838

QUALITY

	Quantity	Base Number	Contract	LHB	Wales
% of FP17s for the same patient ID Re-attending within 3 months - Children	36	560	6.4%	9.8%	11.3%
% of FP17s for the same patient ID Re-attending within 3 months - Adults	2	31	6.5%	14.7%	16.7%
% of FP17s for the same patient ID Re-attending between 3 & 9 months - Children	321	560	57.3%	53.0%	58.0%
% of FP17s for the same patient ID Re-attending between 3 & 9 months - Adults	15	31	48.4%	50.1%	53.7%
% of FP17s for Band 1 Urgent Courses	8	566	1.4%	9.3%	8.9%
% of FP17s Relating to Free Repair or Replacements	0	566	0.0%	0.8%	0.7%
% of FP17s Relating to Continuations	11	566	1.9%	0.7%	0.9%
% of Patients satisfied with the dentistry they have received	1	1	N/A	95.2%	93.9%
% of Patients satisfied with the time they had to wait for an appointment	1	1	N/A	89.0%	88.4%

* This is based on patients treated on this contract for their most recent course of treatment. Figures in italics indicate the base number of FP17s or Patient Questionnaire responses are less than 100. N/A is shown where the base number of responses is less than 10 during the period. % is calculated as Quantity/Base number*100

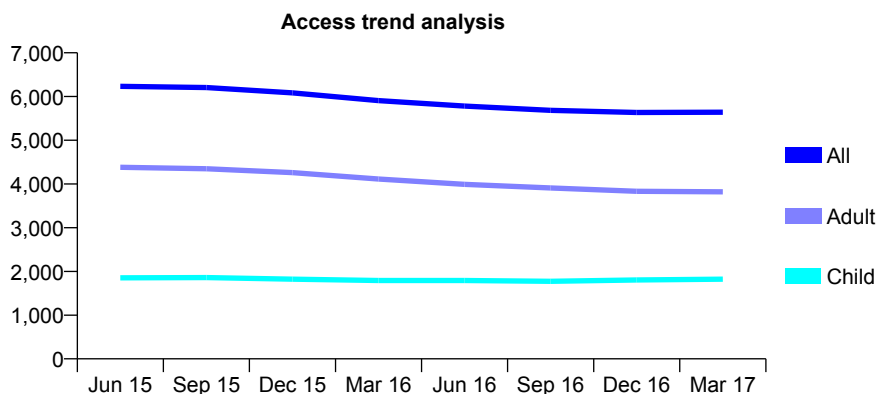
7A3 - Vital Signs At a Glance Contract Report for 570249/0001 - Year end March 2017

Name or company name	MR JD ISAAC
Contract type name	GDS Contract
Purpose of contract	General
Contract start date	01/04/2006
Contract end date	

16/17 Contracted general activity (UDA)	18,024
Carry forward general activity (UDA)	0
16/17 Contracted orthodontic activity (UOA)	0
Carry forward orthodontic activity (UOA)	0
Baseline contract value	£449,597.98

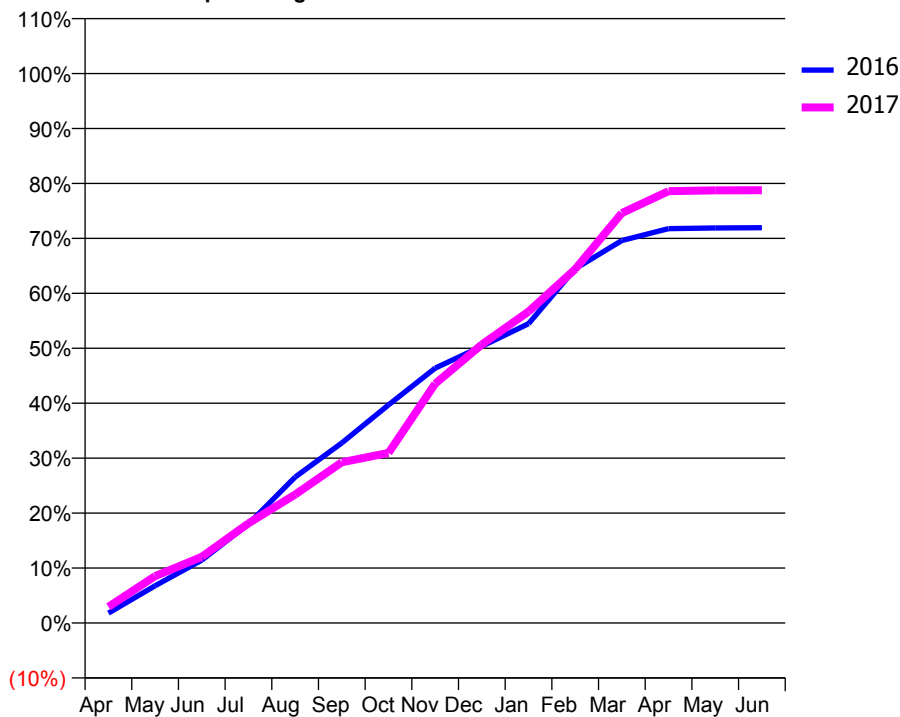
ACCESS*

Patients seen in 24 months	Total	Change since previous quarter
Quarter ending March 2016	5,906	
Quarter ending June 2016	5,782	↓
Quarter ending September 2016	5,685	↓
Quarter ending December 2016	5,636	→
Quarter ending March 2017	5,641	→
Variance since March 2016	(4.5%)	↓



ACTIVITY

Cumulative percentage of contracted UDA delivered 2016 & 2017



Month	Adjusted Scheduled Activity (UDA)	
	2016	2017
April	325	533
May	1,224	1,538
June	2,063	2,171
July	3,248	3,270
August	4,787	4,216
September	5,906	5,273
October	7,151	5,579
November	8,362	7,850
December	9,078	9,133
January	9,818	10,213
February	11,617	11,608
March	12,545	13,446
April	12,938	14,165
May	12,957	14,191
June	12,968	14,195

QUALITY

	Quantity	Base Number	Contract	LHB	Wales
% of FP17s for the same patient ID Re-attending within 3 months - Children	88	2,041	4.3%	9.8%	11.3%
% of FP17s for the same patient ID Re-attending within 3 months - Adults	439	3,893	11.3%	14.7%	16.7%
% of FP17s for the same patient ID Re-attending between 3 & 9 months - Children	629	2,041	30.8%	53.0%	58.0%
% of FP17s for the same patient ID Re-attending between 3 & 9 months - Adults	1,062	3,893	27.3%	50.1%	53.7%
% of FP17s for Band 1 Urgent Courses	433	6,020	7.2%	9.3%	8.9%
% of FP17s Relating to Free Repair or Replacements	27	6,020	0.4%	0.8%	0.7%
% of FP17s Relating to Continuations	39	6,020	0.6%	0.7%	0.9%
% of Patients satisfied with the dentistry they have received	15	16	93.8%	95.2%	93.9%
% of Patients satisfied with the time they had to wait for an appointment	12	16	75.0%	89.0%	88.4%

* This is based on patients treated on this contract for their most recent course of treatment. Figures in italics indicate the base number of FP17s or Patient Questionnaire responses are less than 100. N/A is shown where the base number of responses is less than 10 during the period. % is calculated as Quantity/Base number*100

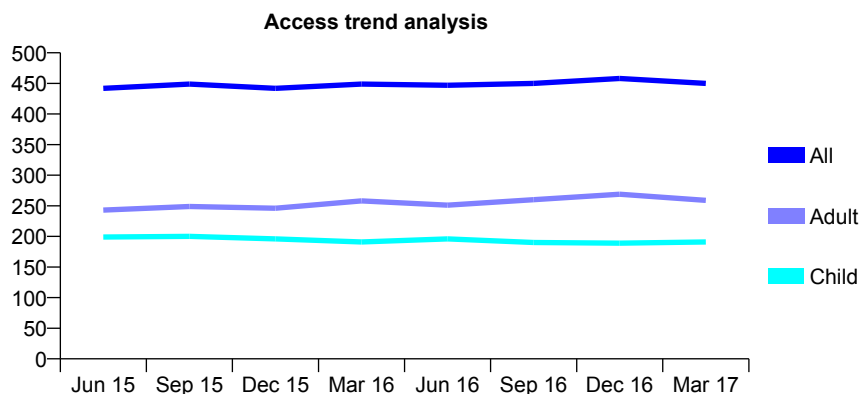
7A3 - Vital Signs At a Glance Contract Report for 570354/0001 - Year end March 2017

Name or company name	MRS HJ JOHN
Contract type name	GDS Contract
Purpose of contract	General
Contract start date	01/04/2006
Contract end date	

16/17 Contracted general activity (UDA)	1,000
Carry forward general activity (UDA)	28
16/17 Contracted orthodontic activity (UOA)	0
Carry forward orthodontic activity (UOA)	0
Baseline contract value	£26,363.01

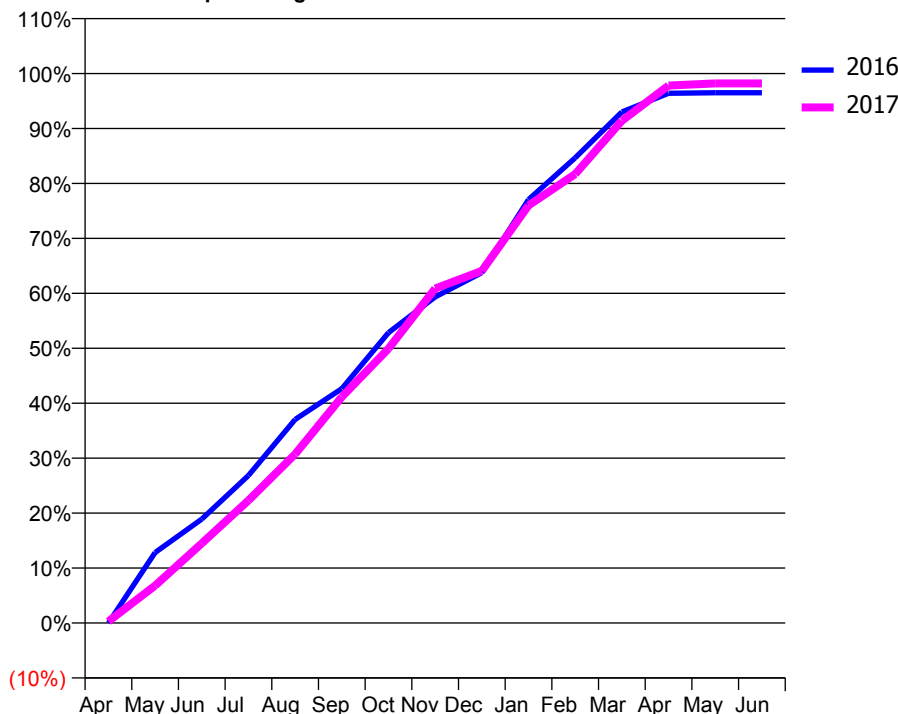
ACCESS*

Patients seen in 24 months	Total	Change since previous quarter
Quarter ending March 2016	449	
Quarter ending June 2016	447	→
Quarter ending September 2016	450	→
Quarter ending December 2016	458	→
Quarter ending March 2017	450	↓
Variance since March 2016	0.2%	→



ACTIVITY

Cumulative percentage of contracted UDA delivered 2016 & 2017



Month	Adjusted Scheduled Activity (UDA)	
	2016	2017
April	0	3
May	128	68
June	189	145
July	268	223
August	370	307
September	426	411
October	528	499
November	593	609
December	638	641
January	771	760
February	847	817
March	930	914
April	964	978
May	965	982
June	965	982

QUALITY

	Quantity	Base Number	Contract	LHB	Wales
% of FP17s for the same patient ID Re-attending within 3 months - Children	17	378	4.5%	9.8%	11.3%
% of FP17s for the same patient ID Re-attending within 3 months - Adults	17	289	5.9%	14.7%	16.7%
% of FP17s for the same patient ID Re-attending between 3 & 9 months - Children	297	378	78.6%	53.0%	58.0%
% of FP17s for the same patient ID Re-attending between 3 & 9 months - Adults	156	289	54.0%	50.1%	53.7%
% of FP17s for Band 1 Urgent Courses	5	685	0.7%	9.3%	8.9%
% of FP17s Relating to Free Repair or Replacements	1	685	0.1%	0.8%	0.7%
% of FP17s Relating to Continuations	0	685	0.0%	0.7%	0.9%
% of Patients satisfied with the dentistry they have received	1	1	N/A	95.2%	93.9%
% of Patients satisfied with the time they had to wait for an appointment	1	1	N/A	89.0%	88.4%

* This is based on patients treated on this contract for their most recent course of treatment. Figures in italics indicate the base number of FP17s or Patient Questionnaire responses are less than 100. N/A is shown where the base number of responses is less than 10 during the period. % is calculated as Quantity/Base number*100

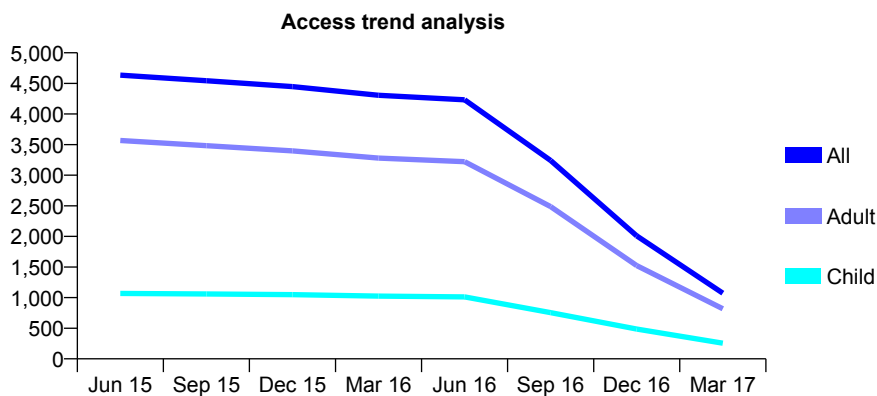
7A3 - Vital Signs At a Glance Contract Report for 634557/0004 - Year end March 2017

Name or company name	Townhill Dental Surgery
Contract type name	GDS Contract
Purpose of contract	General
Contract start date	01/07/2008
Contract end date	23/05/2016

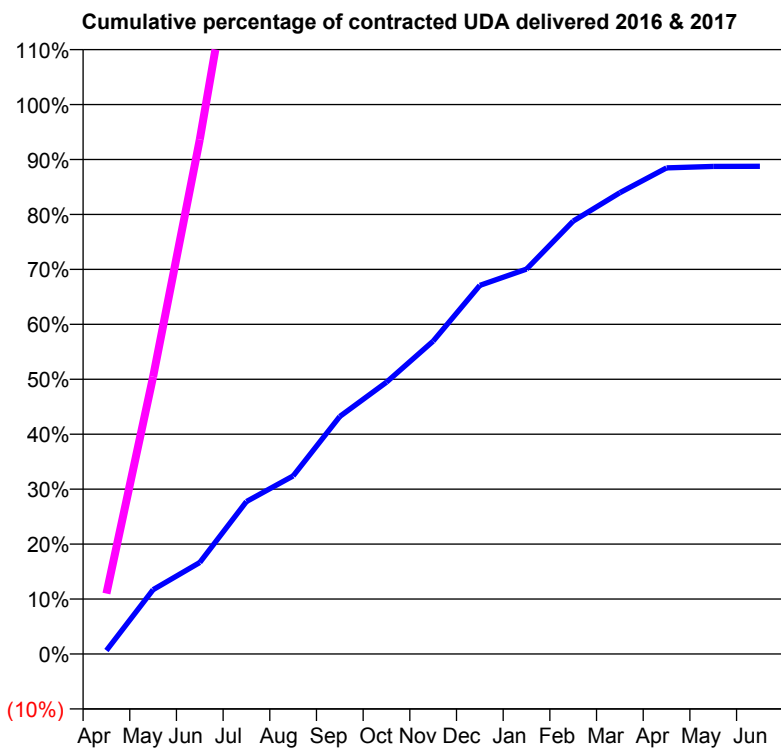
16/17 Contracted general activity (UDA)	2,047
Carry forward general activity (UDA)	0
16/17 Contracted orthodontic activity (UOA)	0
Carry forward orthodontic activity (UOA)	0
Baseline contract value	£50,173.53

ACCESS*

Patients seen in 24 months	Total	Change since previous quarter
Quarter ending March 2016	4,307	
Quarter ending June 2016	4,233	↓
Quarter ending September 2016	3,240	↓
Quarter ending December 2016	2,010	↓
Quarter ending March 2017	1,073	↓
Variance since March 2016	(75.1%)	↓



ACTIVITY



Month	Adjusted Scheduled Activity (UDA)	
	2016	2017
April	89	225
May	1,650	1,033
June	2,349	1,917
July	3,914	2,919
August	4,571	3,032
September	6,096	3,088
October	6,976	3,105
November	8,030	3,116
December	9,459	3,123
January	9,878	3,138
February	11,107	3,164
March	11,839	3,164
April	12,474	3,164
May	12,510	3,164
June	12,515	3,164

QUALITY

	Quantity	Base Number	Contract	LHB	Wales
% of FP17s for the same patient ID Re-attending within 3 months - Children	51	416	12.3%	9.8%	11.3%
% of FP17s for the same patient ID Re-attending within 3 months - Adults	343	1,485	23.1%	14.7%	16.7%
% of FP17s for the same patient ID Re-attending between 3 & 9 months - Children	116	416	27.9%	53.0%	58.0%
% of FP17s for the same patient ID Re-attending between 3 & 9 months - Adults	528	1,485	35.6%	50.1%	53.7%
% of FP17s for Band 1 Urgent Courses	216	1,530	14.1%	9.3%	8.9%
% of FP17s Relating to Free Repair or Replacements	24	1,530	1.6%	0.8%	0.7%
% of FP17s Relating to Continuations	33	1,530	2.2%	0.7%	0.9%
% of Patients satisfied with the dentistry they have received	4	4	N/A	95.2%	93.9%
% of Patients satisfied with the time they had to wait for an appointment	4	4	N/A	89.0%	88.4%

* This is based on patients treated on this contract for their most recent course of treatment. Figures in italics indicate the base number of FP17s or Patient Questionnaire responses are less than 100. N/A is shown where the base number of responses is less than 10 during the period. % is calculated as Quantity/Base number*100

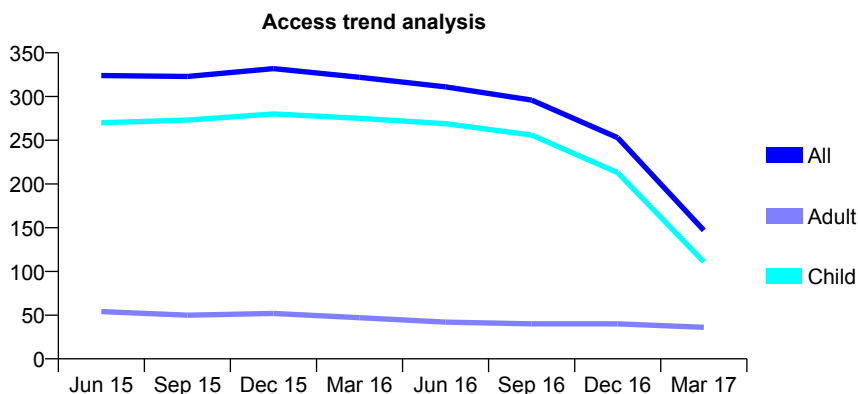
7A3 - Vital Signs At a Glance Contract Report for 635898/0001 - Year end March 2017

Name or company name	MR DJ DAVIES
Contract type name	GDS Contract
Purpose of contract	General
Contract start date	01/04/2006
Contract end date	30/11/2016

16/17 Contracted general activity (UDA)	667
Carry forward general activity (UDA)	8
16/17 Contracted orthodontic activity (UOA)	0
Carry forward orthodontic activity (UOA)	0
Baseline contract value	£14,918.81

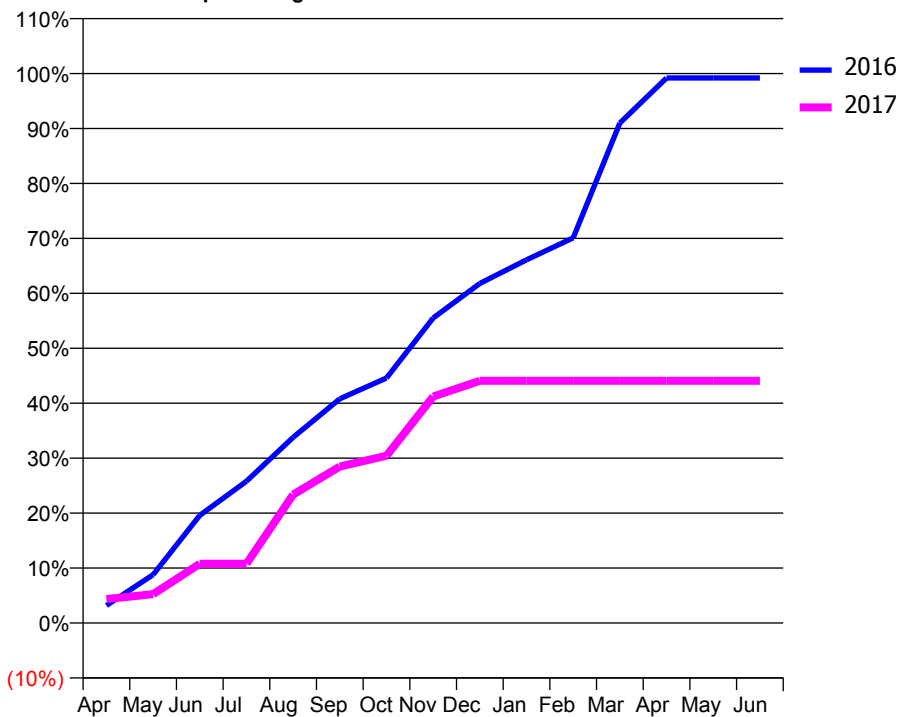
ACCESS*

Patients seen in 24 months	Total	Change since previous quarter
Quarter ending March 2016	322	
Quarter ending June 2016	311	↓
Quarter ending September 2016	296	↓
Quarter ending December 2016	253	↓
Quarter ending March 2017	147	↓
Variance since March 2016	(54.3%)	↓



ACTIVITY

Cumulative percentage of contracted UDA delivered 2016 & 2017



Adjusted Scheduled Activity (UDA)

Month	2016	2017
April	32	29
May	88	35
June	196	72
July	258	72
August	338	156
September	408	190
October	446	203
November	555	275
December	618	294
January	661	294
February	701	294
March	910	294
April	992	294
May	992	294
June	992	294

QUALITY

	Quantity	Base Number	Contract	LHB	Wales
% of FP17s for the same patient ID Re-attending within 3 months - Children	35	261	13.4%	9.8%	11.3%
% of FP17s for the same patient ID Re-attending within 3 months - Adults	3	15	20.0%	14.7%	16.7%
% of FP17s for the same patient ID Re-attending between 3 & 9 months - Children	165	261	63.2%	53.0%	58.0%
% of FP17s for the same patient ID Re-attending between 3 & 9 months - Adults	10	15	66.7%	50.1%	53.7%
% of FP17s for Band 1 Urgent Courses	0	241	0.0%	9.3%	8.9%
% of FP17s Relating to Free Repair or Replacements	0	241	0.0%	0.8%	0.7%
% of FP17s Relating to Continuations	0	241	0.0%	0.7%	0.9%
% of Patients satisfied with the dentistry they have received	0	0	N/A	95.2%	93.9%
% of Patients satisfied with the time they had to wait for an appointment	0	0	N/A	89.0%	88.4%

* This is based on patients treated on this contract for their most recent course of treatment. Figures in italics indicate the base number of FP17s or Patient Questionnaire responses are less than 100. N/A is shown where the base number of responses is less than 10 during the period. % is calculated as Quantity/Base number*100

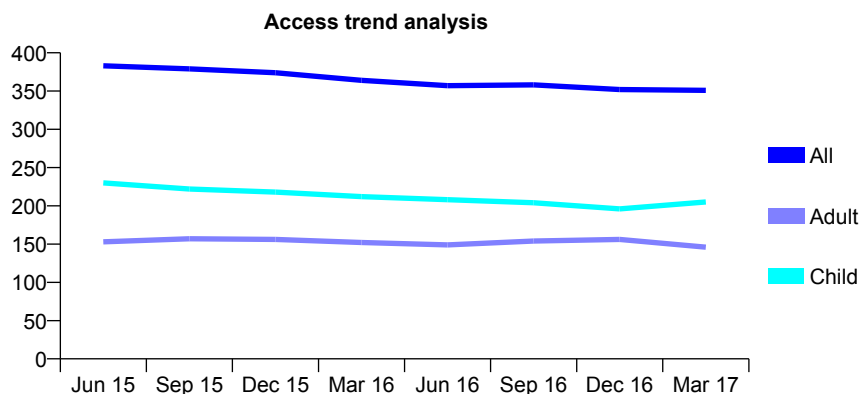
7A3 - Vital Signs At a Glance Contract Report for 652105/0001 - Year end March 2017

Name or company name	MR HJ PRICE
Contract type name	GDS Contract
Purpose of contract	General
Contract start date	01/04/2006
Contract end date	

16/17 Contracted general activity (UDA)	850
Carry forward general activity (UDA)	0
16/17 Contracted orthodontic activity (UOA)	0
Carry forward orthodontic activity (UOA)	0
Baseline contract value	£18,929.54

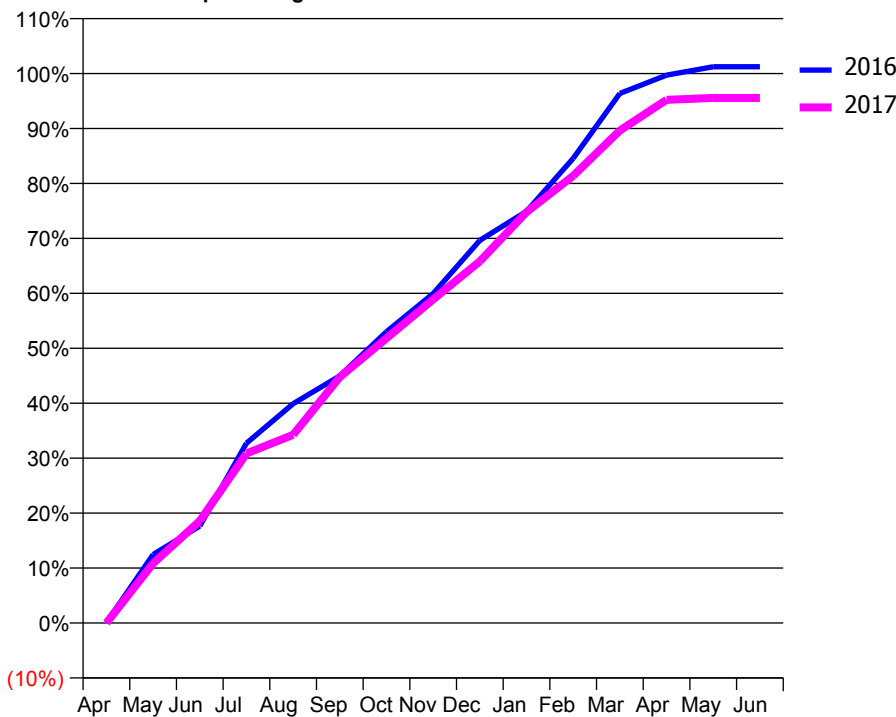
ACCESS*

Patients seen in 24 months	Total	Change since previous quarter
Quarter ending March 2016	364	
Quarter ending June 2016	357	↓
Quarter ending September 2016	358	→
Quarter ending December 2016	352	↓
Quarter ending March 2017	351	→
Variance since March 2016	(3.6%)	↓



ACTIVITY

Cumulative percentage of contracted UDA delivered 2016 & 2017



Month	Adjusted Scheduled Activity (UDA)	
	2016	2017
April	1	0
May	106	92
June	150	158
July	278	262
August	339	291
September	382	380
October	451	440
November	510	501
December	592	560
January	637	636
February	719	692
March	819	762
April	847	809
May	860	812
June	860	812

QUALITY

	Quantity	Base Number	Contract	LHB	Wales
% of FP17s for the same patient ID Re-attending within 3 months - Children	14	321	4.4%	9.8%	11.3%
% of FP17s for the same patient ID Re-attending within 3 months - Adults	33	200	16.5%	14.7%	16.7%
% of FP17s for the same patient ID Re-attending between 3 & 9 months - Children	190	321	59.2%	53.0%	58.0%
% of FP17s for the same patient ID Re-attending between 3 & 9 months - Adults	106	200	53.0%	50.1%	53.7%
% of FP17s for Band 1 Urgent Courses	11	522	2.1%	9.3%	8.9%
% of FP17s Relating to Free Repair or Replacements	0	522	0.0%	0.8%	0.7%
% of FP17s Relating to Continuations	0	522	0.0%	0.7%	0.9%
% of Patients satisfied with the dentistry they have received	1	1	N/A	95.2%	93.9%
% of Patients satisfied with the time they had to wait for an appointment	1	1	N/A	89.0%	88.4%

* This is based on patients treated on this contract for their most recent course of treatment. Figures in italics indicate the base number of FP17s or Patient Questionnaire responses are less than 100. N/A is shown where the base number of responses is less than 10 during the period. % is calculated as Quantity/Base number*100

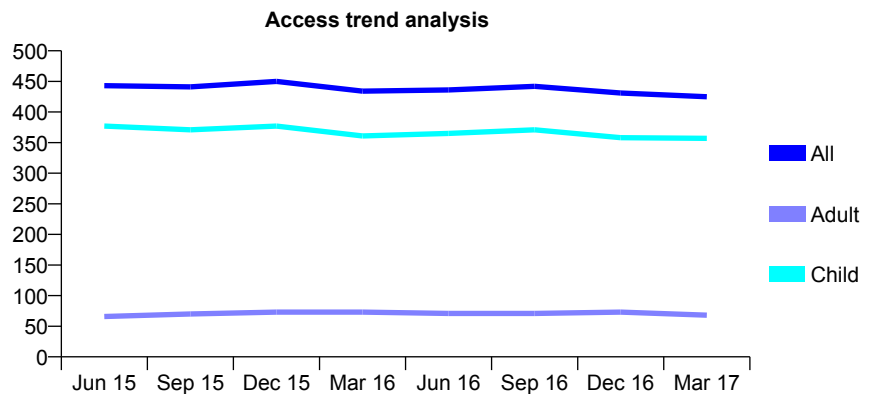
7A3 - Vital Signs At a Glance Contract Report for 653721/0001 - Year end March 2017

Name or company name	MR CJ DAVISON
Contract type name	GDS Contract
Purpose of contract	General
Contract start date	01/04/2006
Contract end date	

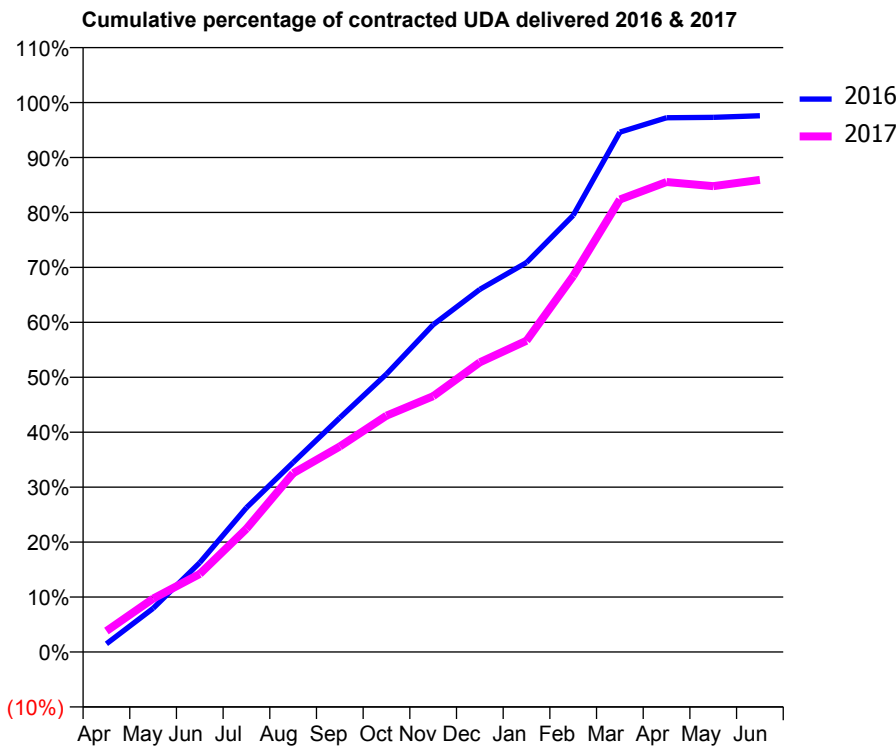
16/17 Contracted general activity (UDA)	1,070
Carry forward general activity (UDA)	26
16/17 Contracted orthodontic activity (UOA)	0
Carry forward orthodontic activity (UOA)	0
Baseline contract value	£25,069.70

ACCESS*

Patients seen in 24 months	Total	Change since previous quarter
Quarter ending March 2016	434	
Quarter ending June 2016	436	→
Quarter ending September 2016	442	→
Quarter ending December 2016	431	↓
Quarter ending March 2017	425	↓
Variance since March 2016	(2.1%)	↓



ACTIVITY



Month	Adjusted Scheduled Activity (UDA)	
	2016	2017
April	16	41
May	85	104
June	174	152
July	281	240
August	369	348
September	456	400
October	541	460
November	637	498
December	706	564
January	758	606
February	850	732
March	1,012	881
April	1,040	915
May	1,041	907
June	1,044	919

QUALITY

	Quantity	Base Number	Contract	LHB	Wales
% of FP17s for the same patient ID Re-attending within 3 months - Children	45	591	7.6%	9.8%	11.3%
% of FP17s for the same patient ID Re-attending within 3 months - Adults	3	46	6.5%	14.7%	16.7%
% of FP17s for the same patient ID Re-attending between 3 & 9 months - Children	406	591	68.7%	53.0%	58.0%
% of FP17s for the same patient ID Re-attending between 3 & 9 months - Adults	36	46	78.3%	50.1%	53.7%
% of FP17s for Band 1 Urgent Courses	1	629	0.2%	9.3%	8.9%
% of FP17s Relating to Free Repair or Replacements	0	629	0.0%	0.8%	0.7%
% of FP17s Relating to Continuations	0	629	0.0%	0.7%	0.9%
% of Patients satisfied with the dentistry they have received	1	1	N/A	95.2%	93.9%
% of Patients satisfied with the time they had to wait for an appointment	1	1	N/A	89.0%	88.4%

* This is based on patients treated on this contract for their most recent course of treatment. Figures in italics indicate the base number of FP17s or Patient Questionnaire responses are less than 100. N/A is shown where the base number of responses is less than 10 during the period. % is calculated as Quantity/Base number*100

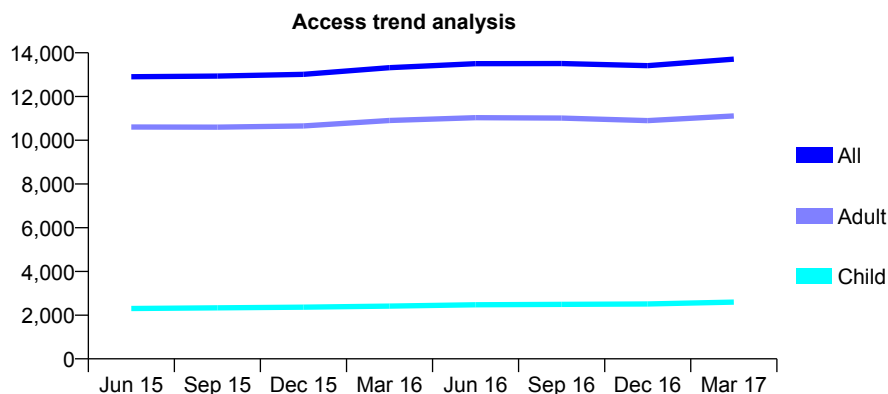
7A3 - Vital Signs At a Glance Contract Report for 682632/0002 - Year end March 2017

Name or company name	Crescent Dental Ltd
Contract type name	GDS Contract
Purpose of contract	General
Contract start date	01/08/2008
Contract end date	

16/17 Contracted general activity (UDA)	40,703
Carry forward general activity (UDA)	0
16/17 Contracted orthodontic activity (UOA)	0
Carry forward orthodontic activity (UOA)	0
Baseline contract value	£935,165.36

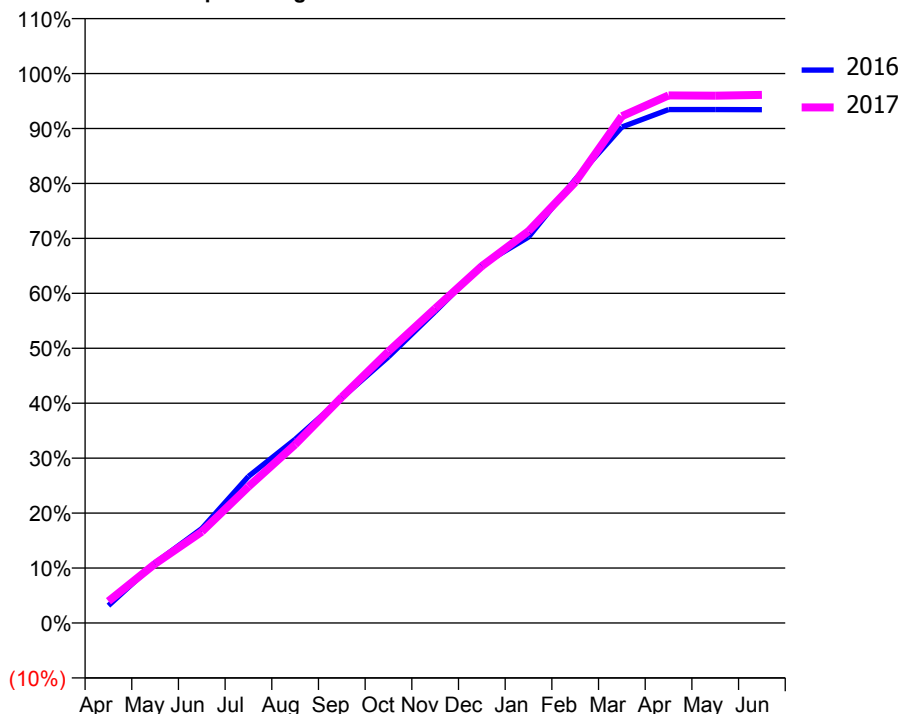
ACCESS*

Patients seen in 24 months	Total	Change since previous quarter
Quarter ending March 2016	13,318	
Quarter ending June 2016	13,503	→
Quarter ending September 2016	13,508	→
Quarter ending December 2016	13,409	→
Quarter ending March 2017	13,710	↑
Variance since March 2016	2.9%	↑



ACTIVITY

Cumulative percentage of contracted UDA delivered 2016 & 2017



Month	Adjusted Scheduled Activity (UDA)	
	2016	2017
April	1,286	1,618
May	4,451	4,393
June	7,001	6,763
July	10,864	10,101
August	13,610	13,225
September	16,682	16,740
October	19,722	20,118
November	23,067	23,297
December	26,530	26,437
January	28,595	29,025
February	32,857	32,647
March	36,744	37,539
April	38,030	39,079
May	38,032	39,062
June	38,023	39,117

QUALITY

	Quantity	Base Number	Contract	LHB	Wales
% of FP17s for the same patient ID Re-attending within 3 months - Children	201	3,632	5.5%	9.8%	11.3%
% of FP17s for the same patient ID Re-attending within 3 months - Adults	1,838	15,922	11.5%	14.7%	16.7%
% of FP17s for the same patient ID Re-attending between 3 & 9 months - Children	2,009	3,632	55.3%	53.0%	58.0%
% of FP17s for the same patient ID Re-attending between 3 & 9 months - Adults	9,189	15,922	57.7%	50.1%	53.7%
% of FP17s for Band 1 Urgent Courses	1,456	19,691	7.4%	9.3%	8.9%
% of FP17s Relating to Free Repair or Replacements	153	19,691	0.8%	0.8%	0.7%
% of FP17s Relating to Continuations	117	19,691	0.6%	0.7%	0.9%
% of Patients satisfied with the dentistry they have received	37	39	94.9%	95.2%	93.9%
% of Patients satisfied with the time they had to wait for an appointment	36	39	92.3%	89.0%	88.4%

* This is based on patients treated on this contract for their most recent course of treatment. Figures in italics indicate the base number of FP17s or Patient Questionnaire responses are less than 100. N/A is shown where the base number of responses is less than 10 during the period. % is calculated as Quantity/Base number*100

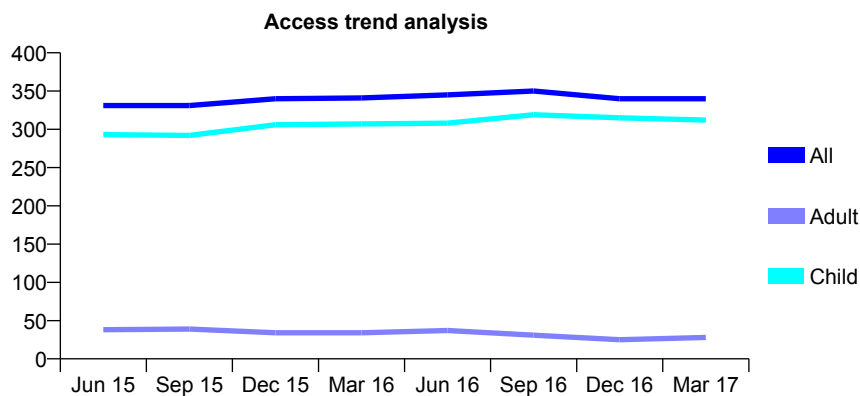
7A3 - Vital Signs At a Glance Contract Report for 724998/0001 - Year end March 2017

Name or company name	MR AH BEAK
Contract type name	GDS Contract
Purpose of contract	General
Contract start date	01/04/2006
Contract end date	

16/17 Contracted general activity (UDA)	780
Carry forward general activity (UDA)	0
16/17 Contracted orthodontic activity (UOA)	0
Carry forward orthodontic activity (UOA)	0
Baseline contract value	£19,336.43

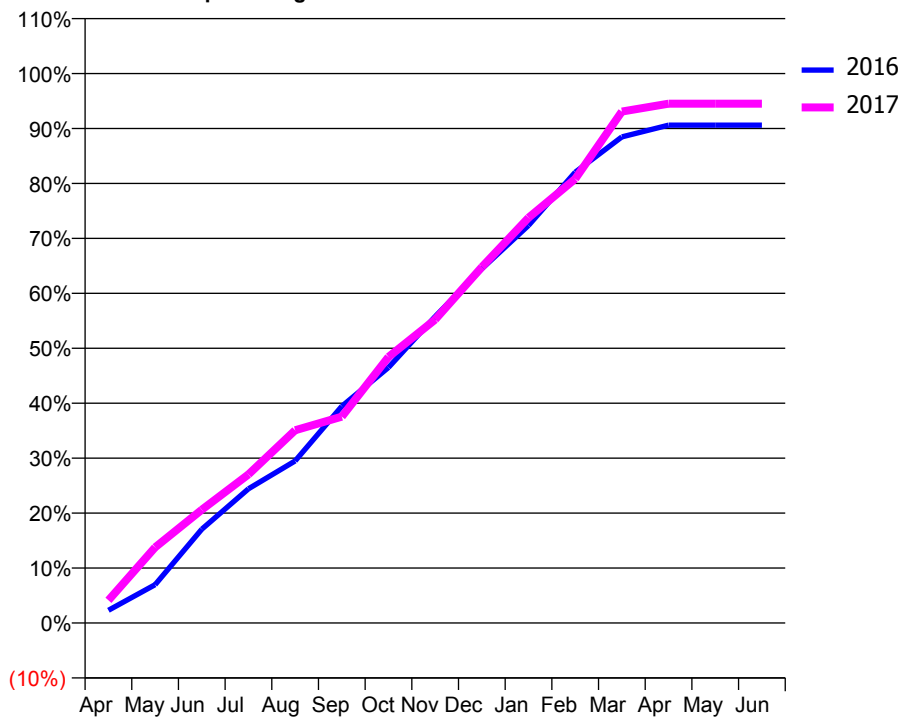
ACCESS*

Patients seen in 24 months	Total	Change since previous quarter
Quarter ending March 2016	341	
Quarter ending June 2016	345	→
Quarter ending September 2016	350	→
Quarter ending December 2016	340	↓
Quarter ending March 2017	340	→
Variance since March 2016	(0.3%)	→



ACTIVITY

Cumulative percentage of contracted UDA delivered 2016 & 2017



Adjusted Scheduled Activity (UDA)

Month	2016	2017
April	18	32
May	54	107
June	133	161
July	191	211
August	230	274
September	308	293
October	363	378
November	435	431
December	503	505
January	564	575
February	640	630
March	690	726
April	707	737
May	707	737
June	707	737

QUALITY

	Quantity	Base Number	Contract	LHB	Wales
% of FP17s for the same patient ID Re-attending within 3 months - Children	31	515	6.0%	9.8%	11.3%
% of FP17s for the same patient ID Re-attending within 3 months - Adults	0	0	N/A	14.7%	16.7%
% of FP17s for the same patient ID Re-attending between 3 & 9 months - Children	329	515	63.9%	53.0%	58.0%
% of FP17s for the same patient ID Re-attending between 3 & 9 months - Adults	0	0	N/A	50.1%	53.7%
% of FP17s for Band 1 Urgent Courses	21	512	4.1%	9.3%	8.9%
% of FP17s Relating to Free Repair or Replacements	0	512	0.0%	0.8%	0.7%
% of FP17s Relating to Continuations	3	512	0.6%	0.7%	0.9%
% of Patients satisfied with the dentistry they have received	1	1	N/A	95.2%	93.9%
% of Patients satisfied with the time they had to wait for an appointment	1	1	N/A	89.0%	88.4%

* This is based on patients treated on this contract for their most recent course of treatment. Figures in italics indicate the base number of FP17s or Patient Questionnaire responses are less than 100. N/A is shown where the base number of responses is less than 10 during the period. % is calculated as Quantity/Base number*100

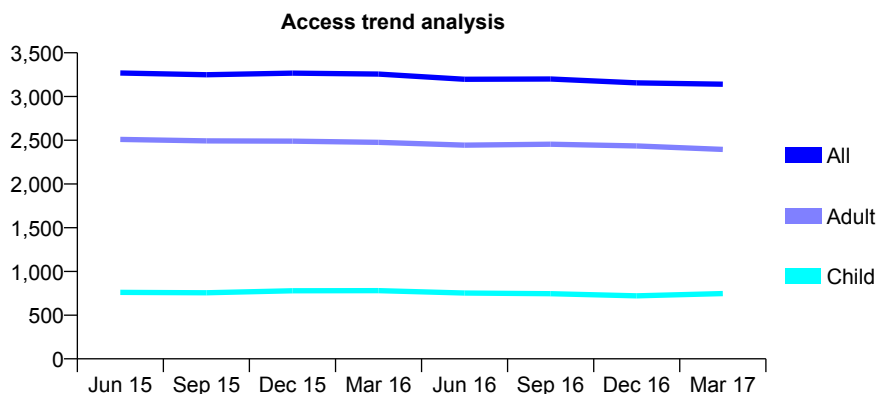
7A3 - Vital Signs At a Glance Contract Report for 725390/0001 - Year end March 2017

Name or company name	R Kadenhe
Contract type name	GDS Contract
Purpose of contract	General
Contract start date	01/04/2006
Contract end date	

16/17 Contracted general activity (UDA)	9,600
Carry forward general activity (UDA)	0
16/17 Contracted orthodontic activity (UOA)	0
Carry forward orthodontic activity (UOA)	0
Baseline contract value	£214,881.98

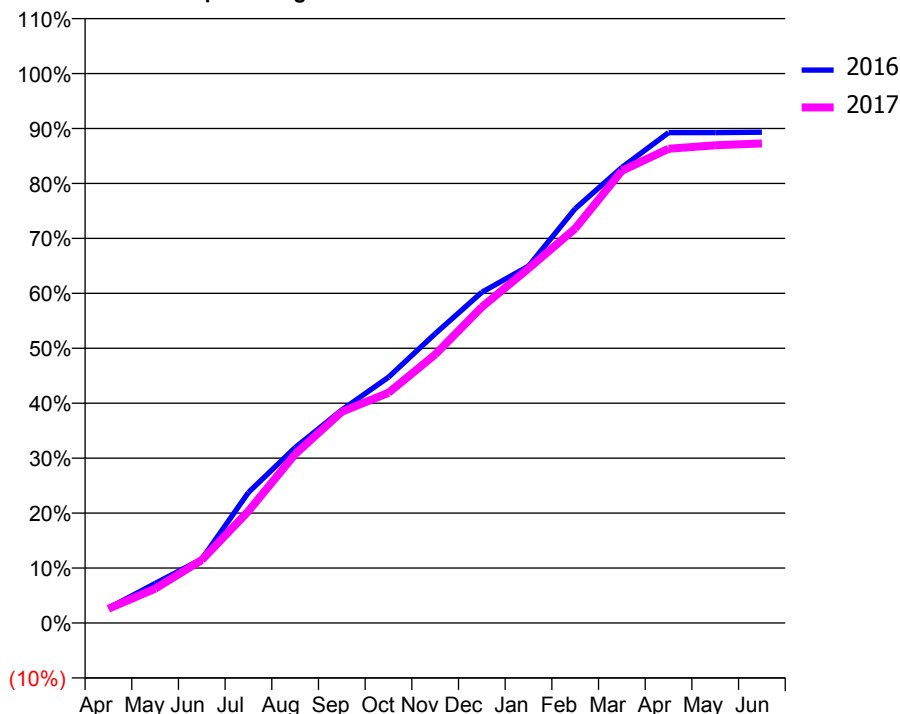
ACCESS*

Patients seen in 24 months	Total	Change since previous quarter
Quarter ending March 2016	3,256	
Quarter ending June 2016	3,197	↓
Quarter ending September 2016	3,200	→
Quarter ending December 2016	3,156	↓
Quarter ending March 2017	3,141	→
Variance since March 2016	(3.5%)	↓



ACTIVITY

Cumulative percentage of contracted UDA delivered 2016 & 2017



Month	Adjusted Scheduled Activity (UDA)	
	2016	2017
April	261	251
May	691	600
June	1,117	1,100
July	2,282	1,955
August	3,065	2,951
September	3,722	3,692
October	4,294	4,021
November	5,055	4,691
December	5,778	5,519
January	6,235	6,194
February	7,239	6,893
March	7,960	7,900
April	8,567	8,286
May	8,568	8,345
June	8,575	8,377

QUALITY

	Quantity	Base Number	Contract	LHB	Wales
% of FP17s for the same patient ID Re-attending within 3 months - Children	51	830	6.1%	9.8%	11.3%
% of FP17s for the same patient ID Re-attending within 3 months - Adults	476	2,942	16.2%	14.7%	16.7%
% of FP17s for the same patient ID Re-attending between 3 & 9 months - Children	307	830	37.0%	53.0%	58.0%
% of FP17s for the same patient ID Re-attending between 3 & 9 months - Adults	1,242	2,942	42.2%	50.1%	53.7%
% of FP17s for Band 1 Urgent Courses	300	3,751	8.0%	9.3%	8.9%
% of FP17s Relating to Free Repair or Replacements	29	3,751	0.8%	0.8%	0.7%
% of FP17s Relating to Continuations	50	3,751	1.3%	0.7%	0.9%
% of Patients satisfied with the dentistry they have received	7	9	N/A	95.2%	93.9%
% of Patients satisfied with the time they had to wait for an appointment	8	9	N/A	89.0%	88.4%

* This is based on patients treated on this contract for their most recent course of treatment. Figures in italics indicate the base number of FP17s or Patient Questionnaire responses are less than 100. N/A is shown where the base number of responses is less than 10 during the period. % is calculated as Quantity/Base number*100

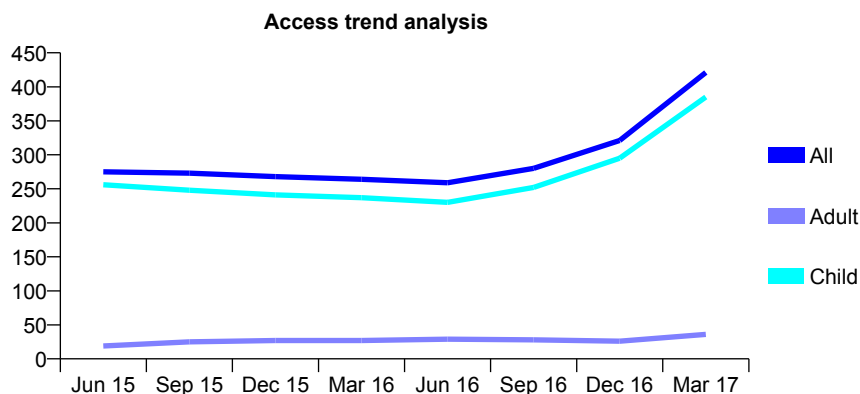
7A3 - Vital Signs At a Glance Contract Report for 737100/0001 - Year end March 2017

Name or company name	MISS NL YOUNG
Contract type name	GDS Contract
Purpose of contract	General
Contract start date	01/04/2006
Contract end date	

16/17 Contracted general activity (UDA)	1,196
Carry forward general activity (UDA)	1
16/17 Contracted orthodontic activity (UOA)	0
Carry forward orthodontic activity (UOA)	0
Baseline contract value	£27,040.21

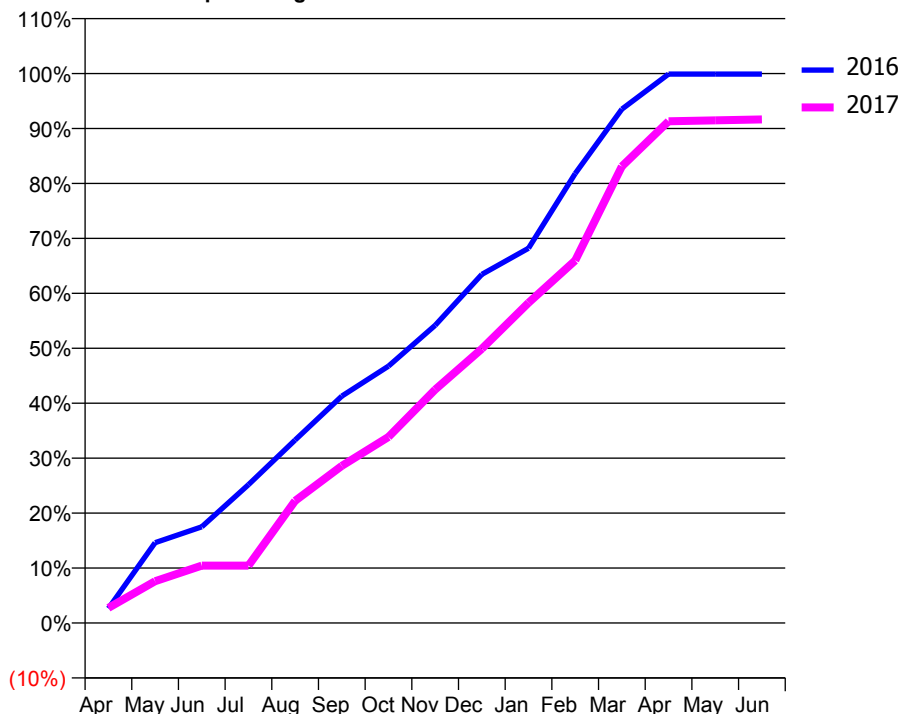
ACCESS*

Patients seen in 24 months	Total	Change since previous quarter
Quarter ending March 2016	264	
Quarter ending June 2016	259	↓
Quarter ending September 2016	280	↑
Quarter ending December 2016	321	↑
Quarter ending March 2017	421	↑
Variance since March 2016	59.5%	↑



ACTIVITY

Cumulative percentage of contracted UDA delivered 2016 & 2017



Month	Adjusted Scheduled Activity (UDA)	
	2016	2017
April	23	33
May	126	91
June	151	125
July	217	125
August	287	266
September	356	342
October	403	405
November	467	508
December	547	597
January	588	697
February	705	789
March	806	994
April	861	1,092
May	861	1,094
June	861	1,096

QUALITY

	Quantity	Base Number	Contract	LHB	Wales
% of FP17s for the same patient ID Re-attending within 3 months - Children	125	682	18.3%	9.8%	11.3%
% of FP17s for the same patient ID Re-attending within 3 months - Adults	2	15	13.3%	14.7%	16.7%
% of FP17s for the same patient ID Re-attending between 3 & 9 months - Children	302	682	44.3%	53.0%	58.0%
% of FP17s for the same patient ID Re-attending between 3 & 9 months - Adults	7	15	46.7%	50.1%	53.7%
% of FP17s for Band 1 Urgent Courses	0	718	0.0%	9.3%	8.9%
% of FP17s Relating to Free Repair or Replacements	0	718	0.0%	0.8%	0.7%
% of FP17s Relating to Continuations	0	718	0.0%	0.7%	0.9%
% of Patients satisfied with the dentistry they have received	3	3	N/A	95.2%	93.9%
% of Patients satisfied with the time they had to wait for an appointment	2	3	N/A	89.0%	88.4%

* This is based on patients treated on this contract for their most recent course of treatment. Figures in italics indicate the base number of FP17s or Patient Questionnaire responses are less than 100. N/A is shown where the base number of responses is less than 10 during the period. % is calculated as Quantity/Base number*100

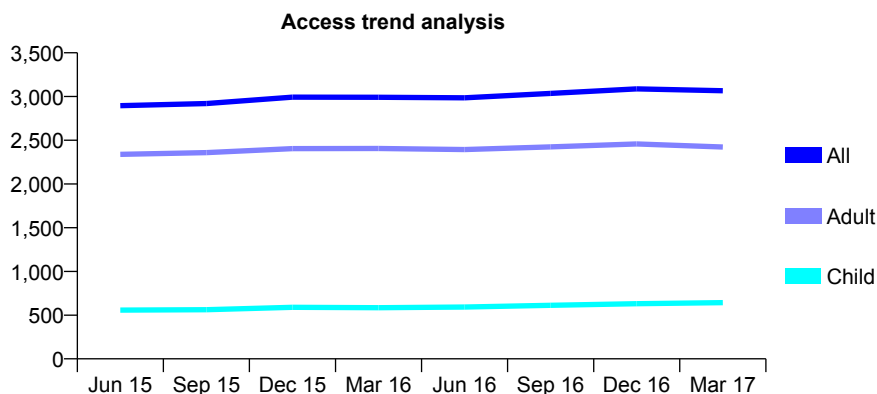
7A3 - Vital Signs At a Glance Contract Report for 746339/0001 - Year end March 2017

Name or company name	MISS CE MEEK
Contract type name	GDS Contract
Purpose of contract	General
Contract start date	01/04/2006
Contract end date	

16/17 Contracted general activity (UDA)	7,583
Carry forward general activity (UDA)	0
16/17 Contracted orthodontic activity (UOA)	0
Carry forward orthodontic activity (UOA)	0
Baseline contract value	£190,812.26

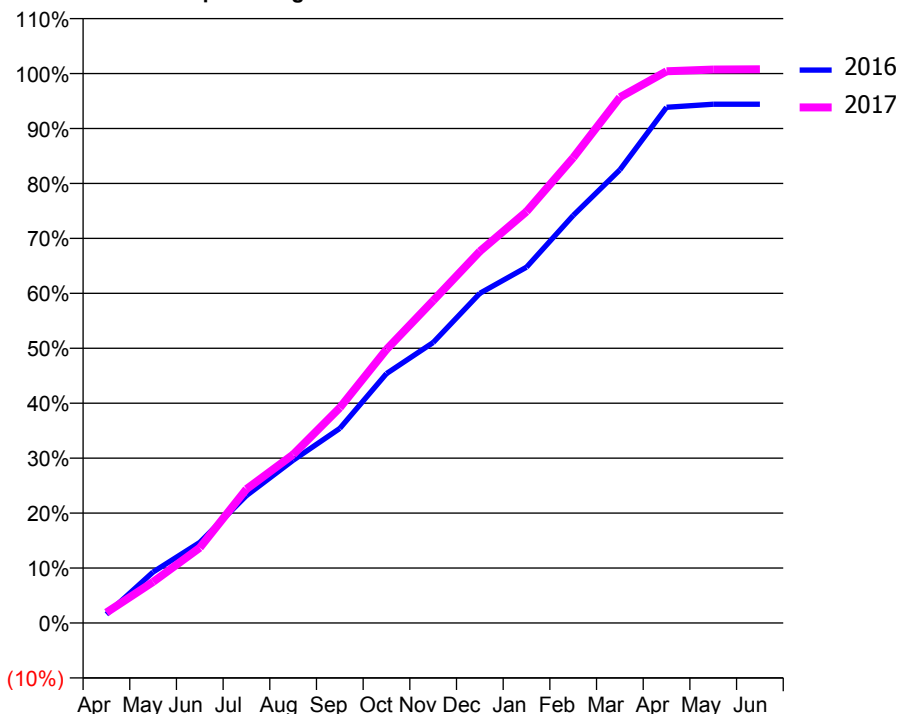
ACCESS*

Patients seen in 24 months	Total	Change since previous quarter
Quarter ending March 2016	2,991	
Quarter ending June 2016	2,986	→
Quarter ending September 2016	3,036	→
Quarter ending December 2016	3,088	→
Quarter ending March 2017	3,066	→
Variance since March 2016	2.5%	↑



ACTIVITY

Cumulative percentage of contracted UDA delivered 2016 & 2017



Month	Adjusted Scheduled Activity (UDA)	
	2016	2017
April	120	144
May	703	568
June	1,113	1,038
July	1,758	1,848
August	2,246	2,326
September	2,685	2,971
October	3,443	3,775
November	3,870	4,449
December	4,549	5,129
January	4,911	5,678
February	5,625	6,421
March	6,253	7,255
April	7,117	7,614
May	7,159	7,638
June	7,160	7,642

QUALITY

	Quantity	Base Number	Contract	LHB	Wales
% of FP17s for the same patient ID Re-attending within 3 months - Children	39	724	5.4%	9.8%	11.3%
% of FP17s for the same patient ID Re-attending within 3 months - Adults	407	3,020	13.5%	14.7%	16.7%
% of FP17s for the same patient ID Re-attending between 3 & 9 months - Children	248	724	34.3%	53.0%	58.0%
% of FP17s for the same patient ID Re-attending between 3 & 9 months - Adults	1,231	3,020	40.8%	50.1%	53.7%
% of FP17s for Band 1 Urgent Courses	215	3,544	6.1%	9.3%	8.9%
% of FP17s Relating to Free Repair or Replacements	9	3,544	0.3%	0.8%	0.7%
% of FP17s Relating to Continuations	51	3,544	1.4%	0.7%	0.9%
% of Patients satisfied with the dentistry they have received	10	10	100.0%	95.2%	93.9%
% of Patients satisfied with the time they had to wait for an appointment	8	10	80.0%	89.0%	88.4%

* This is based on patients treated on this contract for their most recent course of treatment. Figures in italics indicate the base number of FP17s or Patient Questionnaire responses are less than 100. N/A is shown where the base number of responses is less than 10 during the period. % is calculated as Quantity/Base number*100

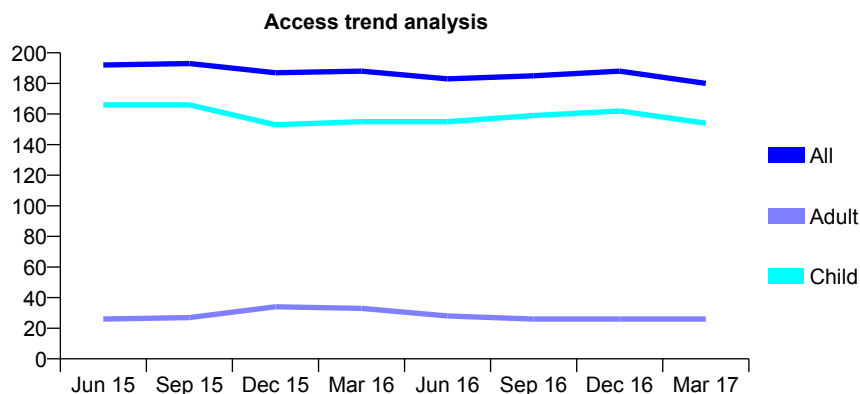
7A3 - Vital Signs At a Glance Contract Report for 760935/0001 - Year end March 2017

Name or company name	MISS RL GRONOW
Contract type name	GDS Contract
Purpose of contract	General
Contract start date	01/04/2006
Contract end date	

16/17 Contracted general activity (UDA)	368
Carry forward general activity (UDA)	0
16/17 Contracted orthodontic activity (UOA)	0
Carry forward orthodontic activity (UOA)	0
Baseline contract value	£9,530.76

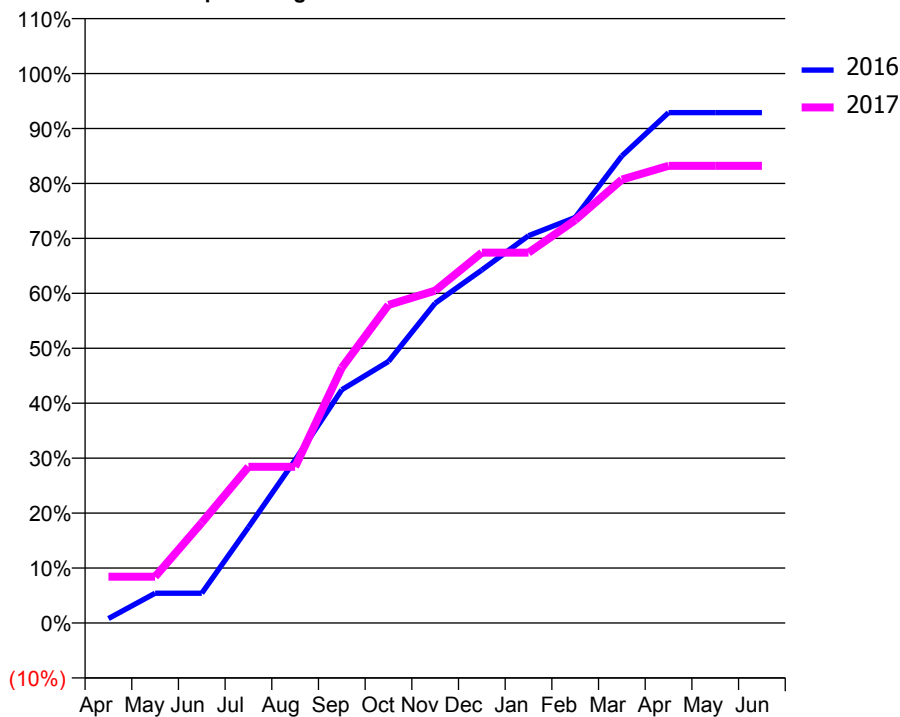
ACCESS*

Patients seen in 24 months	Total	Change since previous quarter
Quarter ending March 2016	188	
Quarter ending June 2016	183	↓
Quarter ending September 2016	185	→
Quarter ending December 2016	188	→
Quarter ending March 2017	180	↓
Variance since March 2016	(4.3%)	↓



ACTIVITY

Cumulative percentage of contracted UDA delivered 2016 & 2017



Month	Adjusted Scheduled Activity (UDA)	
	2016	2017
April	3	31
May	20	31
June	20	67
July	64	105
August	109	105
September	156	171
October	175	213
November	214	223
December	236	248
January	259	248
February	272	270
March	313	297
April	342	306
May	342	306
June	342	306

QUALITY

	Quantity	Base Number	Contract	LHB	Wales
% of FP17s for the same patient ID Re-attending within 3 months - Children	17	242	7.0%	9.8%	11.3%
% of FP17s for the same patient ID Re-attending within 3 months - Adults	0	17	0.0%	14.7%	16.7%
% of FP17s for the same patient ID Re-attending between 3 & 9 months - Children	136	242	56.2%	53.0%	58.0%
% of FP17s for the same patient ID Re-attending between 3 & 9 months - Adults	10	17	58.8%	50.1%	53.7%
% of FP17s for Band 1 Urgent Courses	16	247	6.5%	9.3%	8.9%
% of FP17s Relating to Free Repair or Replacements	0	247	0.0%	0.8%	0.7%
% of FP17s Relating to Continuations	1	247	0.4%	0.7%	0.9%
% of Patients satisfied with the dentistry they have received	0	0	N/A	95.2%	93.9%
% of Patients satisfied with the time they had to wait for an appointment	0	0	N/A	89.0%	88.4%

* This is based on patients treated on this contract for their most recent course of treatment. Figures in italics indicate the base number of FP17s or Patient Questionnaire responses are less than 100. N/A is shown where the base number of responses is less than 10 during the period. % is calculated as Quantity/Base number*100

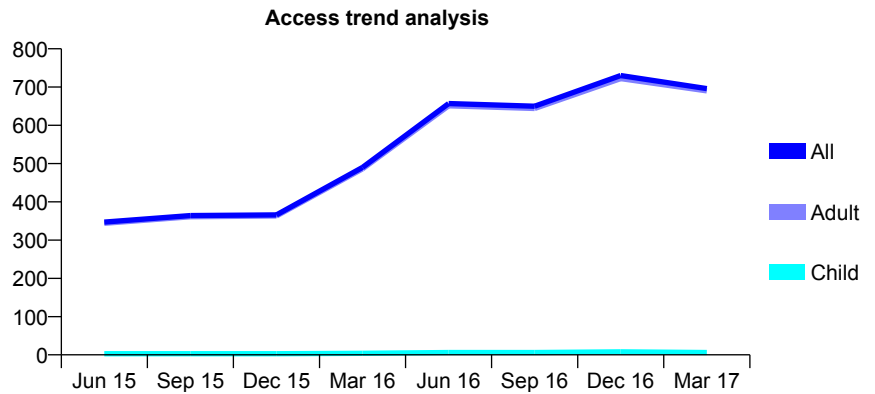
7A3 - Vital Signs At a Glance Contract Report for 766348/0002 - Year end March 2017

Name or company name	MISS R JONES
Contract type name	PDS Contract
Purpose of contract	General
Contract start date	01/04/2008
Contract end date	31/03/2020

16/17 Contracted general activity (UDA)	2,854
Carry forward general activity (UDA)	0
16/17 Contracted orthodontic activity (UOA)	0
Carry forward orthodontic activity (UOA)	0
Baseline contract value	£162,245.28

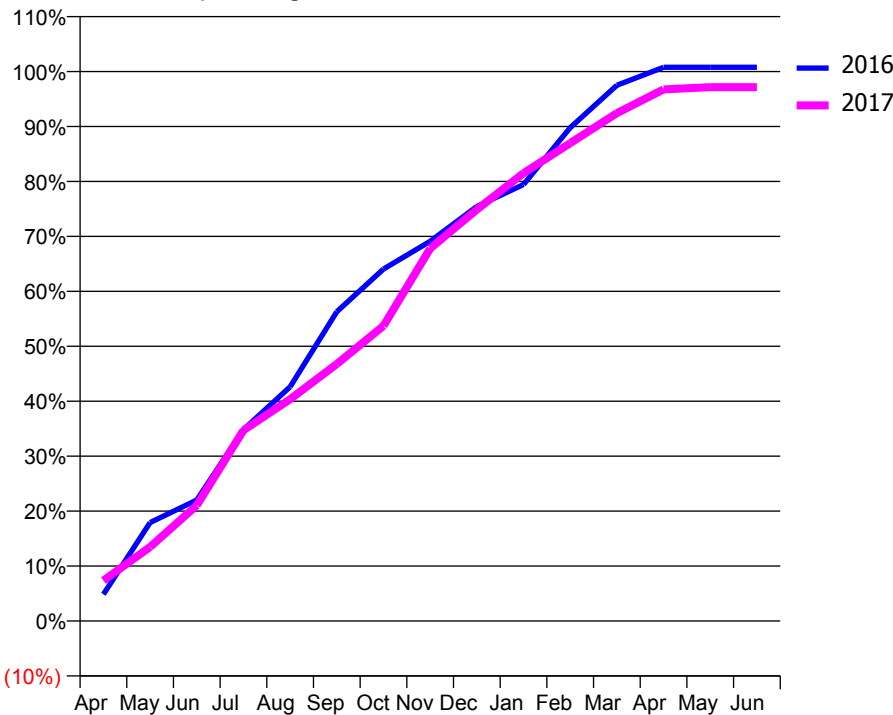
ACCESS*

Patients seen in 24 months	Total	Change since previous quarter
Quarter ending March 2016	490	
Quarter ending June 2016	657	↑
Quarter ending September 2016	650	↓
Quarter ending December 2016	730	↑
Quarter ending March 2017	696	↓
Variance since March 2016	42.0%	↑



ACTIVITY

Cumulative percentage of contracted UDA delivered 2016 & 2017



Month	Adjusted Scheduled Activity (UDA)	
	2016	2017
April	139	210
May	511	385
June	628	601
July	994	991
August	1,216	1,152
September	1,606	1,335
October	1,828	1,533
November	1,972	1,935
December	2,153	2,137
January	2,267	2,326
February	2,562	2,482
March	2,782	2,638
April	2,876	2,761
May	2,876	2,773
June	2,876	2,773

QUALITY

	Quantity	Base Number	Contract	LHB	Wales
% of FP17s for the same patient ID Re-attending within 3 months - Children	0	18	0.0%	9.8%	11.3%
% of FP17s for the same patient ID Re-attending within 3 months - Adults	39	960	4.1%	14.7%	16.7%
% of FP17s for the same patient ID Re-attending between 3 & 9 months - Children	0	18	0.0%	53.0%	58.0%
% of FP17s for the same patient ID Re-attending between 3 & 9 months - Adults	3	960	0.3%	50.1%	53.7%
% of FP17s for Band 1 Urgent Courses	0	995	0.0%	9.3%	8.9%
% of FP17s Relating to Free Repair or Replacements	0	995	0.0%	0.8%	0.7%
% of FP17s Relating to Continuations	0	995	0.0%	0.7%	0.9%
% of Patients satisfied with the dentistry they have received	2	2	N/A	95.2%	93.9%
% of Patients satisfied with the time they had to wait for an appointment	1	2	N/A	89.0%	88.4%

* This is based on patients treated on this contract for their most recent course of treatment. Figures in italics indicate the base number of FP17s or Patient Questionnaire responses are less than 100. N/A is shown where the base number of responses is less than 10 during the period. % is calculated as Quantity/Base number*100

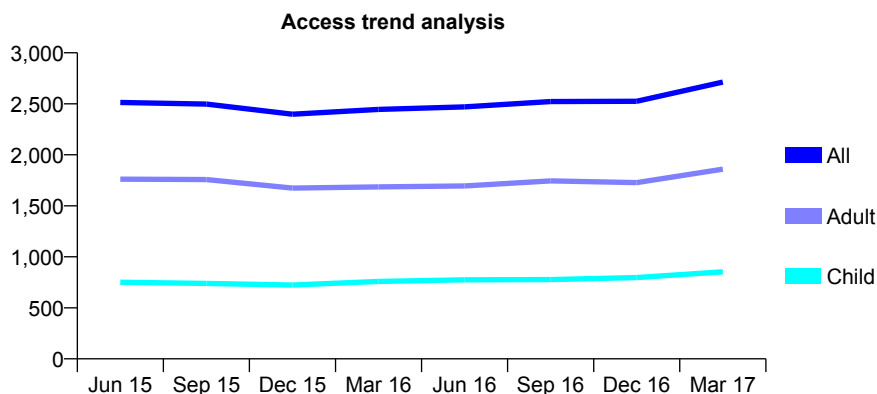
7A3 - Vital Signs At a Glance Contract Report for 780553/0001 - Year end March 2017

Name or company name	MR B JONES
Contract type name	GDS Contract
Purpose of contract	General
Contract start date	01/07/2012
Contract end date	

16/17 Contracted general activity (UDA)	7,220
Carry forward general activity (UDA)	0
16/17 Contracted orthodontic activity (UOA)	0
Carry forward orthodontic activity (UOA)	0
Baseline contract value	£172,271.16

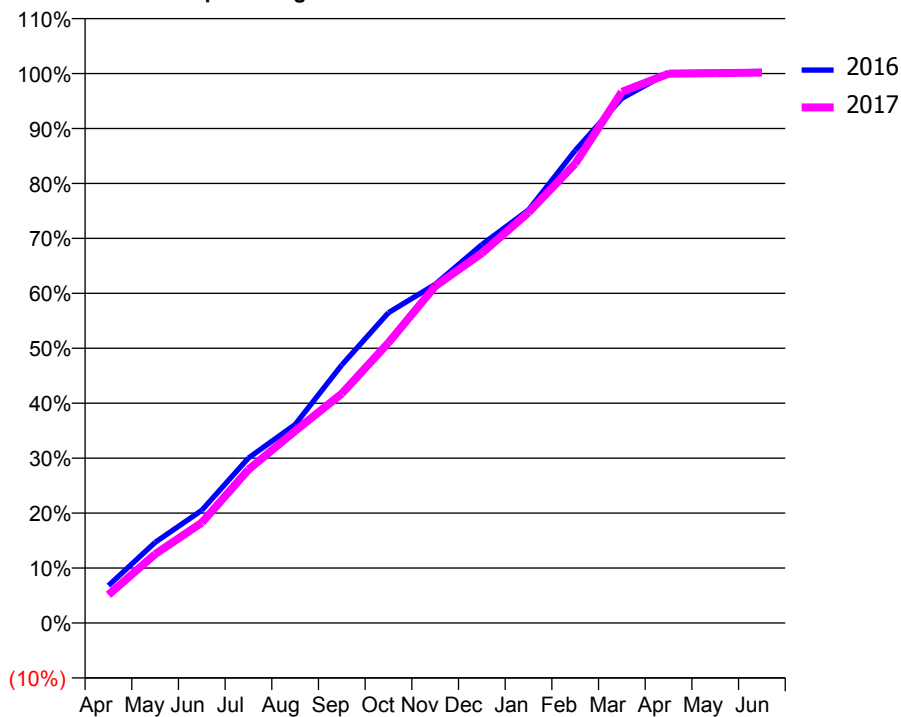
ACCESS*

Patients seen in 24 months	Total	Change since previous quarter
Quarter ending March 2016	2,445	
Quarter ending June 2016	2,470	→
Quarter ending September 2016	2,522	↑
Quarter ending December 2016	2,525	→
Quarter ending March 2017	2,713	↑
Variance since March 2016	11.0%	↑



ACTIVITY

Cumulative percentage of contracted UDA delivered 2016 & 2017



Month	Adjusted Scheduled Activity (UDA)	
	2016	2017
April	492	371
May	1,060	905
June	1,481	1,319
July	2,169	2,015
August	2,607	2,523
September	3,392	3,015
October	4,079	3,684
November	4,449	4,425
December	4,971	4,860
January	5,427	5,393
February	6,208	6,036
March	6,893	6,980
April	7,231	7,217
May	7,236	7,224
June	7,248	7,232

QUALITY

	Quantity	Base Number	Contract	LHB	Wales
% of FP17s for the same patient ID Re-attending within 3 months - Children	43	1,273	3.4%	9.8%	11.3%
% of FP17s for the same patient ID Re-attending within 3 months - Adults	220	2,799	7.9%	14.7%	16.7%
% of FP17s for the same patient ID Re-attending between 3 & 9 months - Children	521	1,273	40.9%	53.0%	58.0%
% of FP17s for the same patient ID Re-attending between 3 & 9 months - Adults	1,145	2,799	40.9%	50.1%	53.7%
% of FP17s for Band 1 Urgent Courses	197	4,031	4.9%	9.3%	8.9%
% of FP17s Relating to Free Repair or Replacements	49	4,031	1.2%	0.8%	0.7%
% of FP17s Relating to Continuations	29	4,031	0.7%	0.7%	0.9%
% of Patients satisfied with the dentistry they have received	7	8	N/A	95.2%	93.9%
% of Patients satisfied with the time they had to wait for an appointment	5	8	N/A	89.0%	88.4%

* This is based on patients treated on this contract for their most recent course of treatment. Figures in italics indicate the base number of FP17s or Patient Questionnaire responses are less than 100. N/A is shown where the base number of responses is less than 10 during the period. % is calculated as Quantity/Base number*100

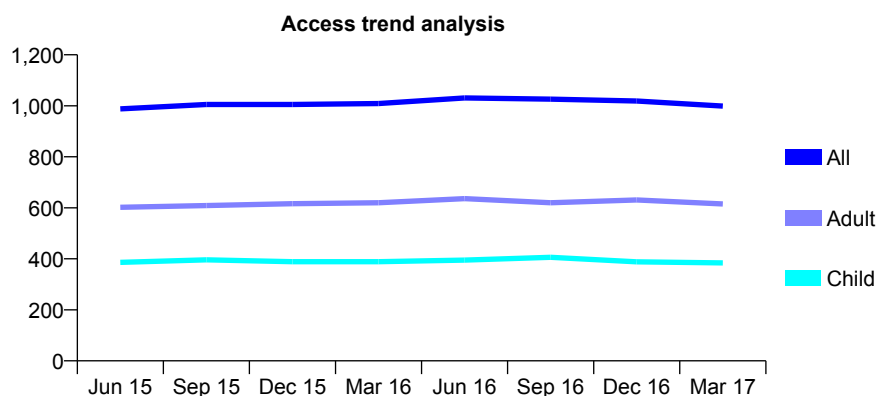
7A3 - Vital Signs At a Glance Contract Report for 792365/0001 - Year end March 2017

Name or company name	MR JA RICE
Contract type name	GDS Contract
Purpose of contract	General
Contract start date	01/10/2011
Contract end date	

16/17 Contracted general activity (UDA)	2,724
Carry forward general activity (UDA)	4
16/17 Contracted orthodontic activity (UOA)	0
Carry forward orthodontic activity (UOA)	0
Baseline contract value	£60,972.88

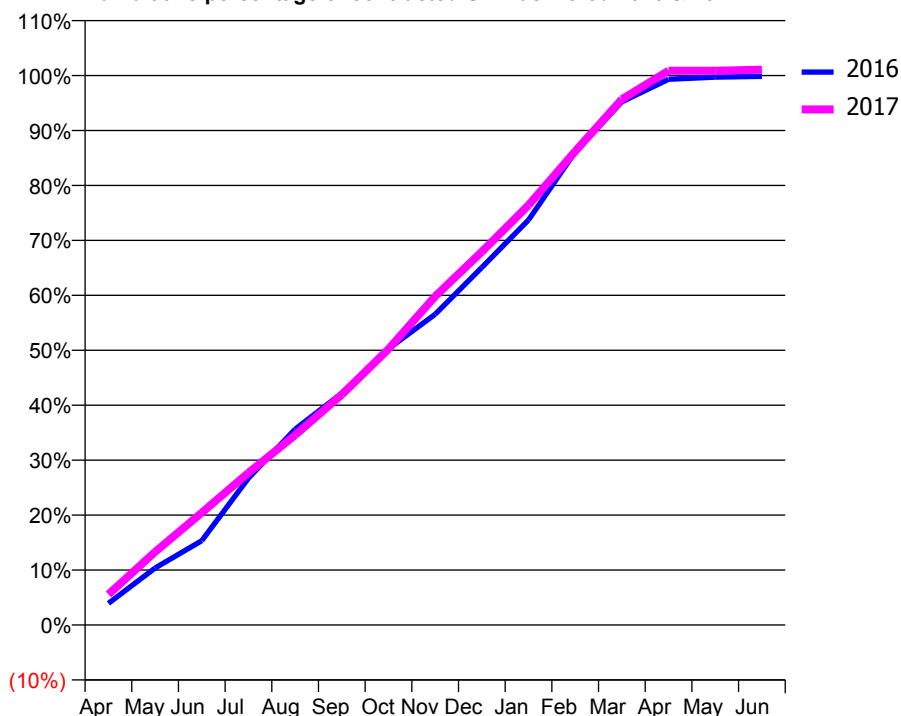
ACCESS*

Patients seen in 24 months	Total	Change since previous quarter
Quarter ending March 2016	1,009	
Quarter ending June 2016	1,031	↑
Quarter ending September 2016	1,026	→
Quarter ending December 2016	1,019	→
Quarter ending March 2017	999	↓
Variance since March 2016	(1.0%)	→



ACTIVITY

Cumulative percentage of contracted UDA delivered 2016 & 2017



Month	Adjusted Scheduled Activity (UDA)	
	2016	2017
April	108	152
May	283	363
June	418	557
July	728	755
August	971	942
September	1,149	1,142
October	1,370	1,368
November	1,540	1,629
December	1,773	1,850
January	2,008	2,081
February	2,345	2,348
March	2,593	2,606
April	2,705	2,748
May	2,716	2,748
June	2,720	2,753

QUALITY

	Quantity	Base Number	Contract	LHB	Wales
% of FP17s for the same patient ID Re-attending within 3 months - Children	25	579	4.3%	9.8%	11.3%
% of FP17s for the same patient ID Re-attending within 3 months - Adults	116	837	13.9%	14.7%	16.7%
% of FP17s for the same patient ID Re-attending between 3 & 9 months - Children	319	579	55.1%	53.0%	58.0%
% of FP17s for the same patient ID Re-attending between 3 & 9 months - Adults	373	837	44.6%	50.1%	53.7%
% of FP17s for Band 1 Urgent Courses	138	1,408	9.8%	9.3%	8.9%
% of FP17s Relating to Free Repair or Replacements	0	1,408	0.0%	0.8%	0.7%
% of FP17s Relating to Continuations	5	1,408	0.4%	0.7%	0.9%
% of Patients satisfied with the dentistry they have received	3	3	N/A	95.2%	93.9%
% of Patients satisfied with the time they had to wait for an appointment	3	3	N/A	89.0%	88.4%

* This is based on patients treated on this contract for their most recent course of treatment. Figures in italics indicate the base number of FP17s or Patient Questionnaire responses are less than 100. N/A is shown where the base number of responses is less than 10 during the period. % is calculated as Quantity/Base number*100

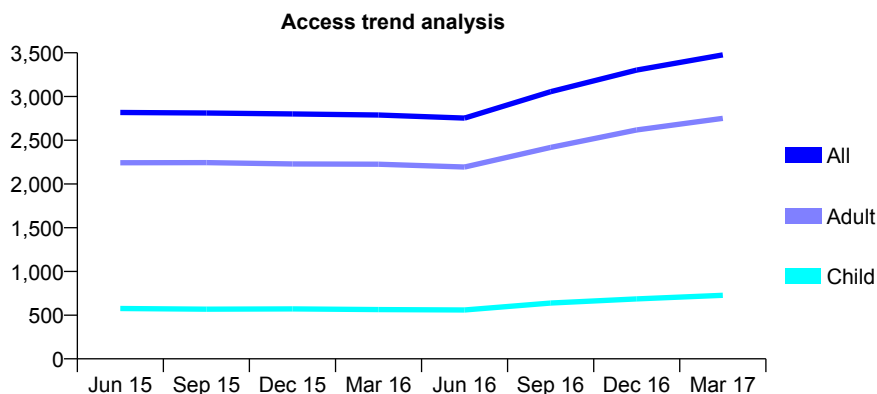
7A3 - Vital Signs At a Glance Contract Report for 810002/0001 - Year end March 2017

Name or company name	MR DJ FLEMING
Contract type name	GDS Contract
Purpose of contract	General
Contract start date	01/04/2006
Contract end date	

16/17 Contracted general activity (UDA)	11,743
Carry forward general activity (UDA)	0
16/17 Contracted orthodontic activity (UOA)	0
Carry forward orthodontic activity (UOA)	0
Baseline contract value	£269,231.34

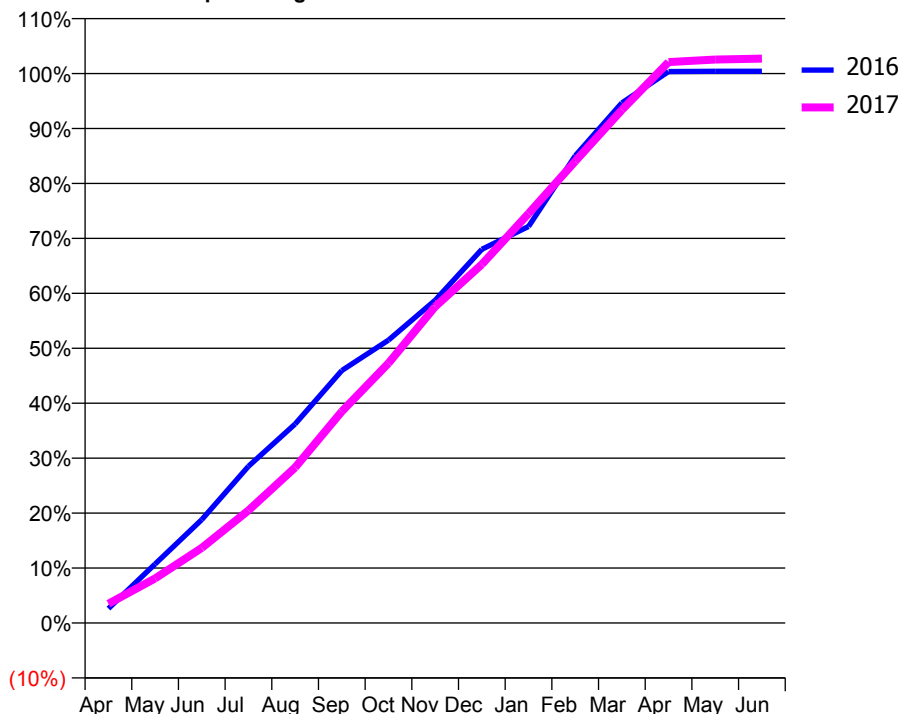
ACCESS*

Patients seen in 24 months	Total	Change since previous quarter
Quarter ending March 2016	2,789	
Quarter ending June 2016	2,753	↓
Quarter ending September 2016	3,056	↑
Quarter ending December 2016	3,303	↑
Quarter ending March 2017	3,477	↑
Variance since March 2016	24.7%	↑



ACTIVITY

Cumulative percentage of contracted UDA delivered 2016 & 2017



Month	Adjusted Scheduled Activity (UDA)	
	2016	2017
April	242	413
May	991	952
June	1,737	1,607
July	2,633	2,406
August	3,342	3,325
September	4,240	4,520
October	4,750	5,552
November	5,420	6,760
December	6,276	7,666
January	6,659	8,751
February	7,846	9,868
March	8,735	10,963
April	9,262	11,988
May	9,266	12,042
June	9,266	12,063

QUALITY

	Quantity	Base Number	Contract	LHB	Wales
% of FP17s for the same patient ID Re-attending within 3 months - Children	70	1,072	6.5%	9.8%	11.3%
% of FP17s for the same patient ID Re-attending within 3 months - Adults	700	3,978	17.6%	14.7%	16.7%
% of FP17s for the same patient ID Re-attending between 3 & 9 months - Children	488	1,072	45.5%	53.0%	58.0%
% of FP17s for the same patient ID Re-attending between 3 & 9 months - Adults	1,528	3,978	38.4%	50.1%	53.7%
% of FP17s for Band 1 Urgent Courses	823	5,295	15.5%	9.3%	8.9%
% of FP17s Relating to Free Repair or Replacements	27	5,295	0.5%	0.8%	0.7%
% of FP17s Relating to Continuations	29	5,295	0.5%	0.7%	0.9%
% of Patients satisfied with the dentistry they have received	11	11	100.0%	95.2%	93.9%
% of Patients satisfied with the time they had to wait for an appointment	9	11	81.8%	89.0%	88.4%

* This is based on patients treated on this contract for their most recent course of treatment. Figures in italics indicate the base number of FP17s or Patient Questionnaire responses are less than 100. N/A is shown where the base number of responses is less than 10 during the period. % is calculated as Quantity/Base number*100

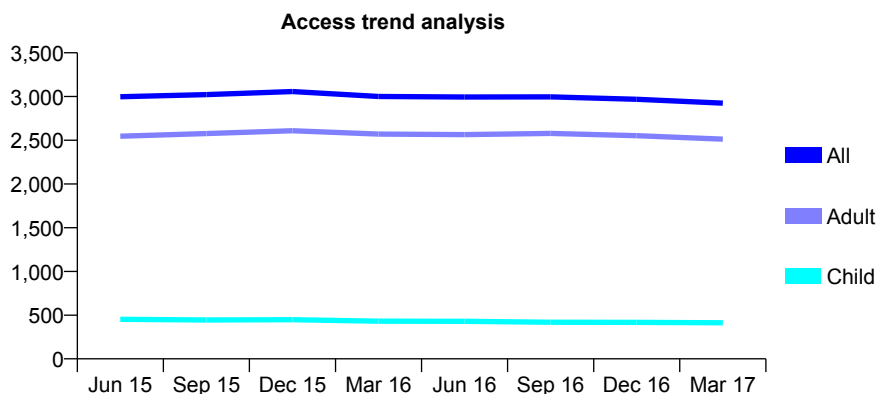
7A3 - Vital Signs At a Glance Contract Report for 810029/0001 - Year end March 2017

Name or company name	MR MR HARRIS
Contract type name	GDS Contract
Purpose of contract	General
Contract start date	01/04/2006
Contract end date	

16/17 Contracted general activity (UDA)	7,470
Carry forward general activity (UDA)	0
16/17 Contracted orthodontic activity (UOA)	0
Carry forward orthodontic activity (UOA)	0
Baseline contract value	£166,357.25

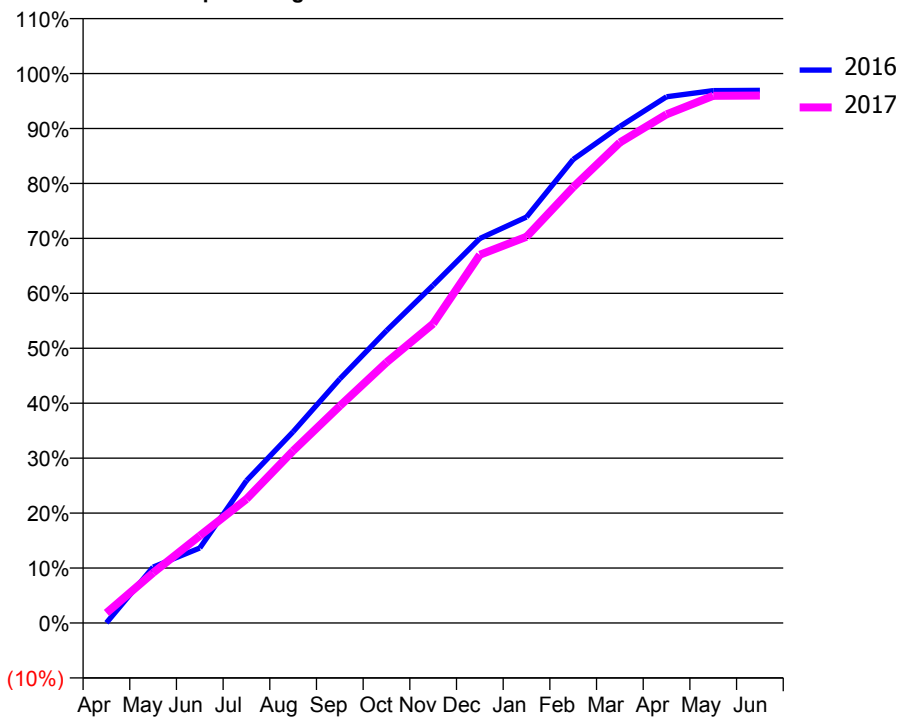
ACCESS*

Patients seen in 24 months	Total	Change since previous quarter
Quarter ending March 2016	3,001	
Quarter ending June 2016	2,994	→
Quarter ending September 2016	2,996	→
Quarter ending December 2016	2,969	→
Quarter ending March 2017	2,925	↓
Variance since March 2016	(2.5%)	↓



ACTIVITY

Cumulative percentage of contracted UDA delivered 2016 & 2017



Adjusted Scheduled Activity (UDA)

Month	2016	2017
April	3	136
May	761	682
June	1,019	1,186
July	1,935	1,685
August	2,600	2,342
September	3,319	2,950
October	3,975	3,544
November	4,593	4,069
December	5,227	5,006
January	5,519	5,251
February	6,302	5,924
March	6,749	6,533
April	7,154	6,914
May	7,238	7,166
June	7,240	7,170

QUALITY

	Quantity	Base Number	Contract	LHB	Wales
% of FP17s for the same patient ID Re-attending within 3 months - Children	12	499	2.4%	9.8%	11.3%
% of FP17s for the same patient ID Re-attending within 3 months - Adults	277	3,285	8.4%	14.7%	16.7%
% of FP17s for the same patient ID Re-attending between 3 & 9 months - Children	215	499	43.1%	53.0%	58.0%
% of FP17s for the same patient ID Re-attending between 3 & 9 months - Adults	1,806	3,285	55.0%	50.1%	53.7%
% of FP17s for Band 1 Urgent Courses	134	3,800	3.5%	9.3%	8.9%
% of FP17s Relating to Free Repair or Replacements	19	3,800	0.5%	0.8%	0.7%
% of FP17s Relating to Continuations	28	3,800	0.7%	0.7%	0.9%
% of Patients satisfied with the dentistry they have received	19	20	95.0%	95.2%	93.9%
% of Patients satisfied with the time they had to wait for an appointment	19	20	95.0%	89.0%	88.4%

* This is based on patients treated on this contract for their most recent course of treatment. Figures in italics indicate the base number of FP17s or Patient Questionnaire responses are less than 100. N/A is shown where the base number of responses is less than 10 during the period. % is calculated as Quantity/Base number*100

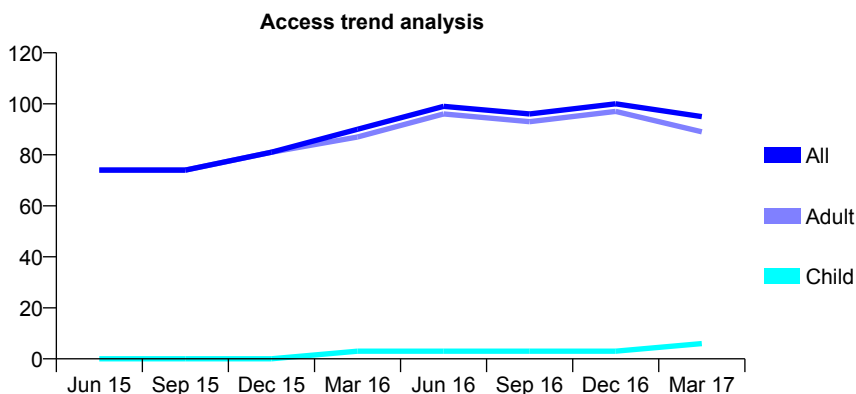
7A3 - Vital Signs At a Glance Contract Report for 810029/0002 - Year end March 2017

Name or company name	MR MR HARRIS
Contract type name	GDS Contract
Purpose of contract	General
Contract start date	01/04/2009
Contract end date	31/03/2017

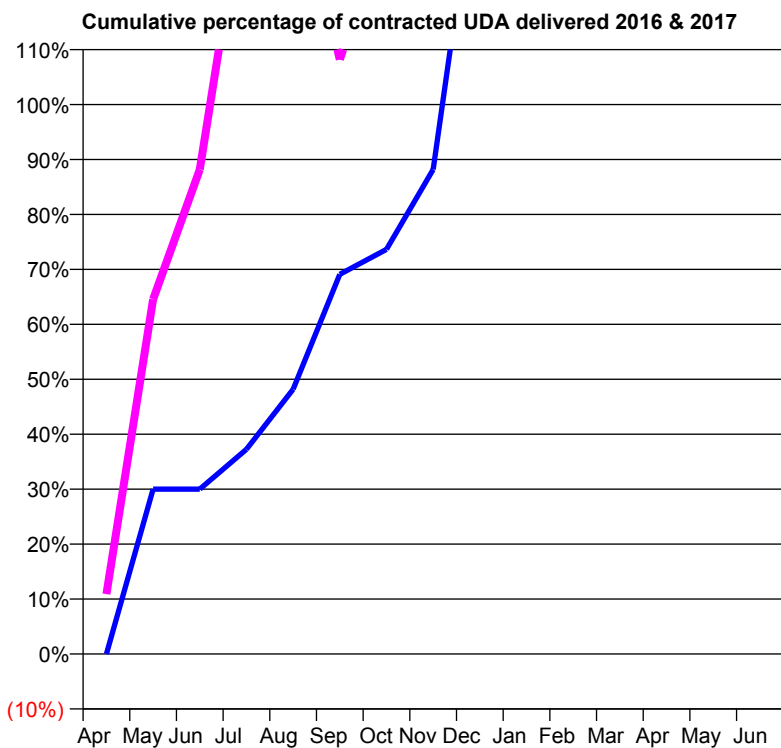
16/17 Contracted general activity (UDA)	110
Carry forward general activity (UDA)	0
16/17 Contracted orthodontic activity (UOA)	0
Carry forward orthodontic activity (UOA)	0
Baseline contract value	£5,513.55

ACCESS*

Patients seen in 24 months	Total	Change since previous quarter
Quarter ending March 2016	90	
Quarter ending June 2016	99	↑
Quarter ending September 2016	96	↓
Quarter ending December 2016	100	↑
Quarter ending March 2017	95	↓
Variance since March 2016	5.6%	↑



ACTIVITY



Month	Adjusted Scheduled Activity (UDA)	
	2016	2017
April	0	12
May	33	71
June	33	97
July	41	155
August	53	159
September	76	119
October	81	147
November	97	189
December	162	233
January	192	250
February	207	251
March	226	277
April	296	277
May	269	284
June	269	284

QUALITY

	Quantity	Base Number	Contract	LHB	Wales
% of FP17s for the same patient ID Re-attending within 3 months - Children	0	5	0.0%	9.8%	11.3%
% of FP17s for the same patient ID Re-attending within 3 months - Adults	0	60	0.0%	14.7%	16.7%
% of FP17s for the same patient ID Re-attending between 3 & 9 months - Children	0	5	0.0%	53.0%	58.0%
% of FP17s for the same patient ID Re-attending between 3 & 9 months - Adults	5	60	8.3%	50.1%	53.7%
% of FP17s for Band 1 Urgent Courses	1	57	1.8%	9.3%	8.9%
% of FP17s Relating to Free Repair or Replacements	0	57	0.0%	0.8%	0.7%
% of FP17s Relating to Continuations	0	57	0.0%	0.7%	0.9%
% of Patients satisfied with the dentistry they have received	1	1	N/A	95.2%	93.9%
% of Patients satisfied with the time they had to wait for an appointment	1	1	N/A	89.0%	88.4%

* This is based on patients treated on this contract for their most recent course of treatment. Figures in italics indicate the base number of FP17s or Patient Questionnaire responses are less than 100. N/A is shown where the base number of responses is less than 10 during the period. % is calculated as Quantity/Base number*100

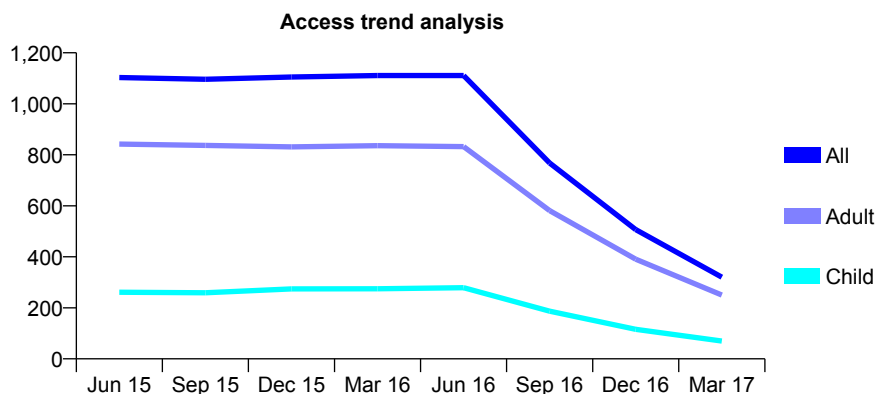
7A3 - Vital Signs At a Glance Contract Report for 811823/0001 - Year end March 2017

Name or company name	MRS SJ RESTEGHINI
Contract type name	GDS Contract
Purpose of contract	General
Contract start date	01/04/2006
Contract end date	30/06/2016

16/17 Contracted general activity (UDA)	838
Carry forward general activity (UDA)	0
16/17 Contracted orthodontic activity (UOA)	0
Carry forward orthodontic activity (UOA)	0
Baseline contract value	£19,260.44

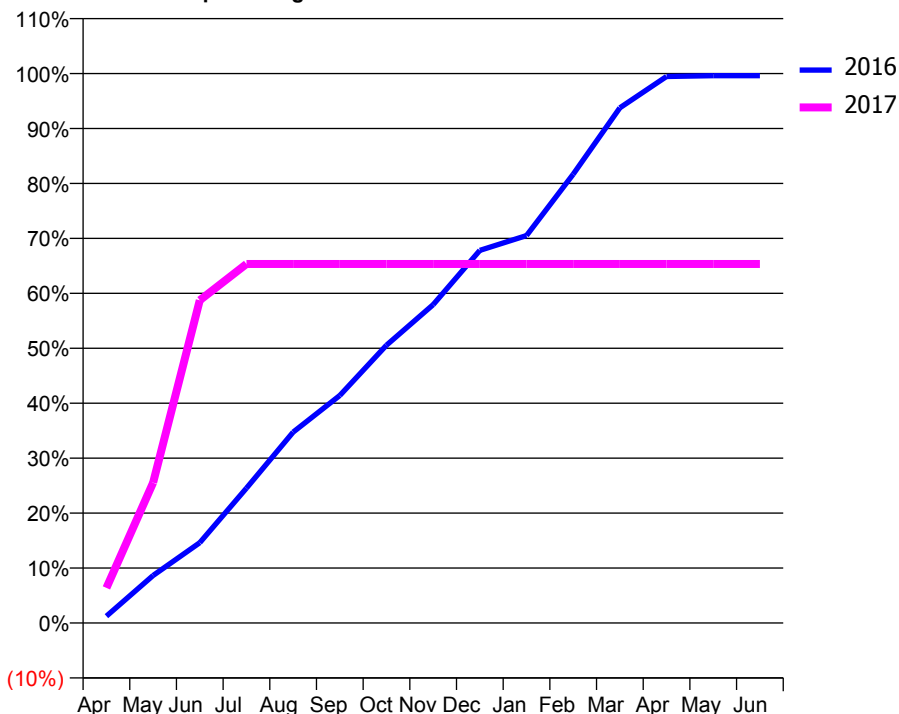
ACCESS*

Patients seen in 24 months	Total	Change since previous quarter
Quarter ending March 2016	1,111	
Quarter ending June 2016	1,111	→
Quarter ending September 2016	768	↓
Quarter ending December 2016	507	↓
Quarter ending March 2017	320	↓
Variance since March 2016	(71.2%)	↓



ACTIVITY

Cumulative percentage of contracted UDA delivered 2016 & 2017



Adjusted Scheduled Activity (UDA)

Month	2016	2017
April	42	54
May	290	214
June	491	492
July	823	548
August	1,165	548
September	1,388	548
October	1,695	548
November	1,943	548
December	2,274	548
January	2,364	548
February	2,738	548
March	3,143	548
April	3,335	548
May	3,340	548
June	3,340	548

QUALITY

	Quantity	Base Number	Contract	LHB	Wales
% of FP17s for the same patient ID Re-attending within 3 months - Children	3	89	3.4%	9.8%	11.3%
% of FP17s for the same patient ID Re-attending within 3 months - Adults	53	300	17.7%	14.7%	16.7%
% of FP17s for the same patient ID Re-attending between 3 & 9 months - Children	51	89	57.3%	53.0%	58.0%
% of FP17s for the same patient ID Re-attending between 3 & 9 months - Adults	140	300	46.7%	50.1%	53.7%
% of FP17s for Band 1 Urgent Courses	48	317	15.1%	9.3%	8.9%
% of FP17s Relating to Free Repair or Replacements	1	317	0.3%	0.8%	0.7%
% of FP17s Relating to Continuations	1	317	0.3%	0.7%	0.9%
% of Patients satisfied with the dentistry they have received	0	1	N/A	95.2%	93.9%
% of Patients satisfied with the time they had to wait for an appointment	1	1	N/A	89.0%	88.4%

* This is based on patients treated on this contract for their most recent course of treatment. Figures in italics indicate the base number of FP17s or Patient Questionnaire responses are less than 100. N/A is shown where the base number of responses is less than 10 during the period. % is calculated as Quantity/Base number*100

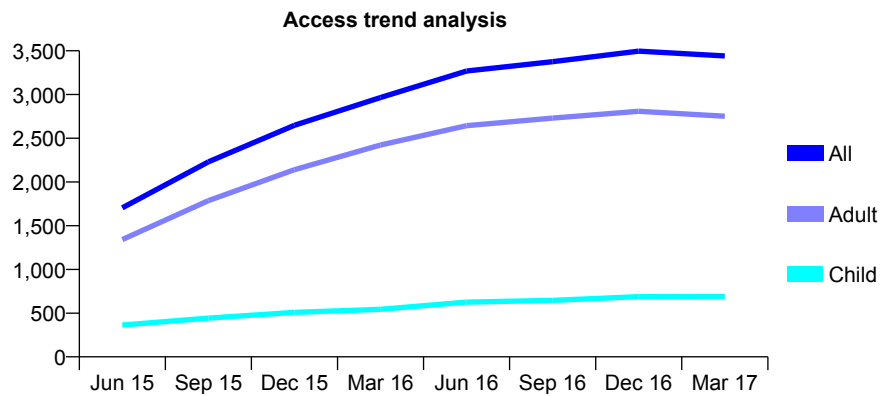
7A3 - Vital Signs At a Glance Contract Report for 812129/0001 - Year end March 2017

Name or company name	MR SD JENKINS
Contract type name	GDS Contract
Purpose of contract	General
Contract start date	01/04/2006
Contract end date	

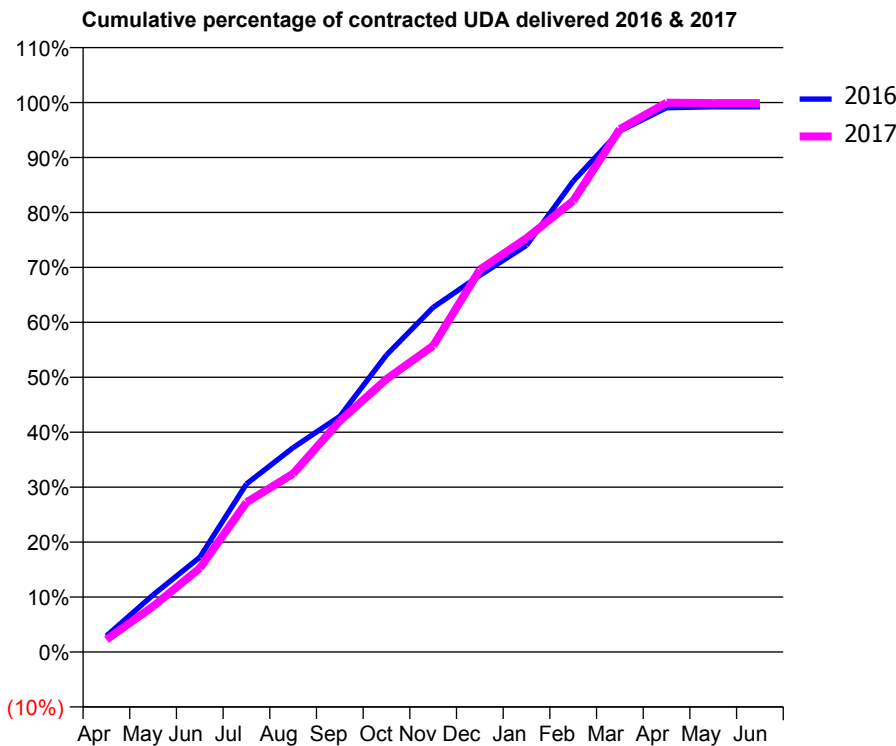
16/17 Contracted general activity (UDA)	14,511
Carry forward general activity (UDA)	115
16/17 Contracted orthodontic activity (UOA)	0
Carry forward orthodontic activity (UOA)	0
Baseline contract value	£339,539.46

ACCESS*

Patients seen in 24 months	Total	Change since previous quarter
Quarter ending March 2016	2,966	
Quarter ending June 2016	3,269	↑
Quarter ending September 2016	3,376	↑
Quarter ending December 2016	3,496	↑
Quarter ending March 2017	3,442	↓
Variance since March 2016	16.0%	↑



ACTIVITY



Month	Adjusted Scheduled Activity (UDA)	
	2016	2017
April	423	329
May	1,510	1,206
June	2,501	2,213
July	4,440	3,953
August	5,395	4,710
September	6,224	6,100
October	7,843	7,205
November	9,102	8,086
December	9,946	10,096
January	10,738	10,929
February	12,434	11,913
March	13,759	13,810
April	14,372	14,507
May	14,397	14,495
June	14,396	14,497

QUALITY

	Quantity	Base Number	Contract	LHB	Wales
% of FP17s for the same patient ID Re-attending within 3 months - Children	89	1,056	8.4%	9.8%	11.3%
% of FP17s for the same patient ID Re-attending within 3 months - Adults	618	3,928	15.7%	14.7%	16.7%
% of FP17s for the same patient ID Re-attending between 3 & 9 months - Children	519	1,056	49.1%	53.0%	58.0%
% of FP17s for the same patient ID Re-attending between 3 & 9 months - Adults	1,926	3,928	49.0%	50.1%	53.7%
% of FP17s for Band 1 Urgent Courses	280	4,930	5.7%	9.3%	8.9%
% of FP17s Relating to Free Repair or Replacements	79	4,930	1.6%	0.8%	0.7%
% of FP17s Relating to Continuations	54	4,930	1.1%	0.7%	0.9%
% of Patients satisfied with the dentistry they have received	15	17	88.2%	95.2%	93.9%
% of Patients satisfied with the time they had to wait for an appointment	16	17	94.1%	89.0%	88.4%

* This is based on patients treated on this contract for their most recent course of treatment. Figures in italics indicate the base number of FP17s or Patient Questionnaire responses are less than 100. N/A is shown where the base number of responses is less than 10 during the period. % is calculated as Quantity/Base number*100

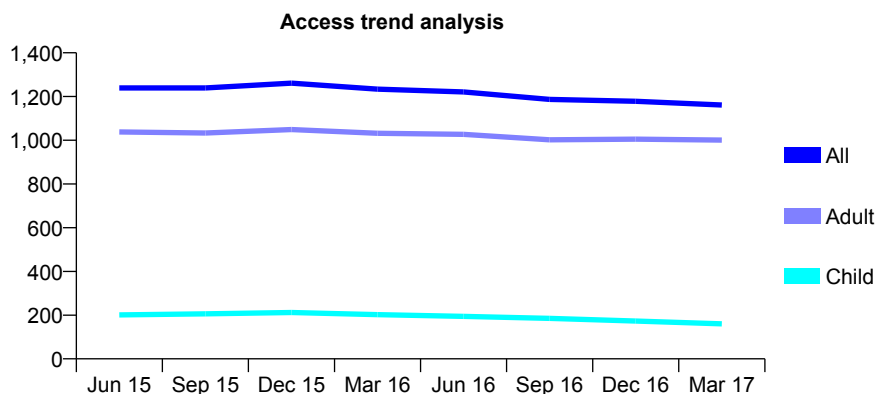
7A3 - Vital Signs At a Glance Contract Report for 910732/0001 - Year end March 2017

Name or company name	MRS SP HARRIS
Contract type name	GDS Contract
Purpose of contract	General
Contract start date	01/04/2006
Contract end date	31/03/2017

16/17 Contracted general activity (UDA)	2,912
Carry forward general activity (UDA)	0
16/17 Contracted orthodontic activity (UOA)	0
Carry forward orthodontic activity (UOA)	0
Baseline contract value	£64,850.37

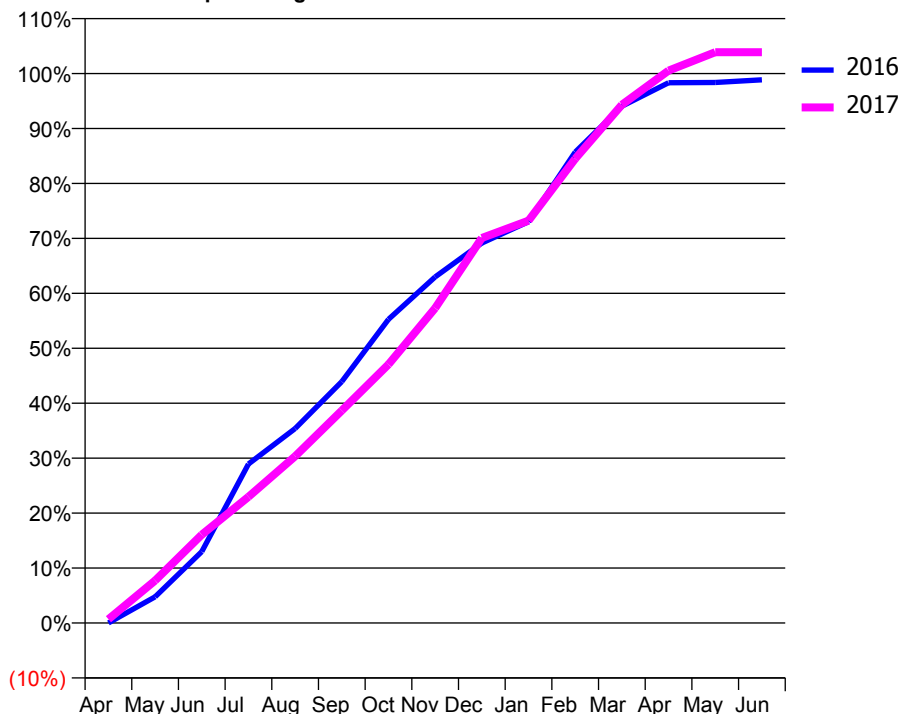
ACCESS*

Patients seen in 24 months	Total	Change since previous quarter
Quarter ending March 2016	1,234	
Quarter ending June 2016	1,221	↓
Quarter ending September 2016	1,187	↓
Quarter ending December 2016	1,178	→
Quarter ending March 2017	1,161	↓
Variance since March 2016	(5.9%)	↓



ACTIVITY

Cumulative percentage of contracted UDA delivered 2016 & 2017



Adjusted Scheduled Activity (UDA)

Month	2016	2017
April	0	20
May	139	225
June	378	468
July	843	669
August	1,031	884
September	1,279	1,126
October	1,610	1,370
November	1,834	1,669
December	2,013	2,041
January	2,127	2,132
February	2,496	2,460
March	2,739	2,746
April	2,863	2,927
May	2,864	3,025
June	2,878	3,025

QUALITY

	Quantity	Base Number	Contract	LHB	Wales
% of FP17s for the same patient ID Re-attending within 3 months - Children	4	208	1.9%	9.8%	11.3%
% of FP17s for the same patient ID Re-attending within 3 months - Adults	112	1,240	9.0%	14.7%	16.7%
% of FP17s for the same patient ID Re-attending between 3 & 9 months - Children	78	208	37.5%	53.0%	58.0%
% of FP17s for the same patient ID Re-attending between 3 & 9 months - Adults	529	1,240	42.7%	50.1%	53.7%
% of FP17s for Band 1 Urgent Courses	75	1,497	5.0%	9.3%	8.9%
% of FP17s Relating to Free Repair or Replacements	9	1,497	0.6%	0.8%	0.7%
% of FP17s Relating to Continuations	15	1,497	1.0%	0.7%	0.9%
% of Patients satisfied with the dentistry they have received	6	6	N/A	95.2%	93.9%
% of Patients satisfied with the time they had to wait for an appointment	6	6	N/A	89.0%	88.4%

* This is based on patients treated on this contract for their most recent course of treatment. Figures in italics indicate the base number of FP17s or Patient Questionnaire responses are less than 100. N/A is shown where the base number of responses is less than 10 during the period. % is calculated as Quantity/Base number*100

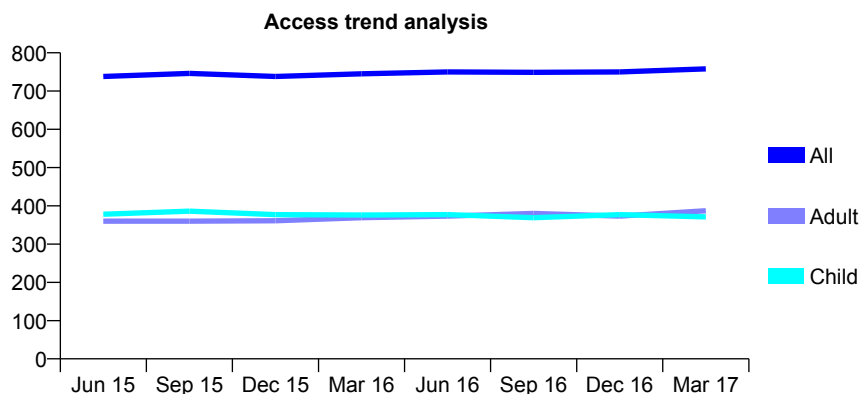
7A3 - Vital Signs At a Glance Contract Report for 913642/0001 - Year end March 2017

Name or company name	MR DB RODERICK
Contract type name	GDS Contract
Purpose of contract	General
Contract start date	01/04/2006
Contract end date	

16/17 Contracted general activity (UDA)	2,204
Carry forward general activity (UDA)	0
16/17 Contracted orthodontic activity (UOA)	0
Carry forward orthodontic activity (UOA)	0
Baseline contract value	£68,661.62

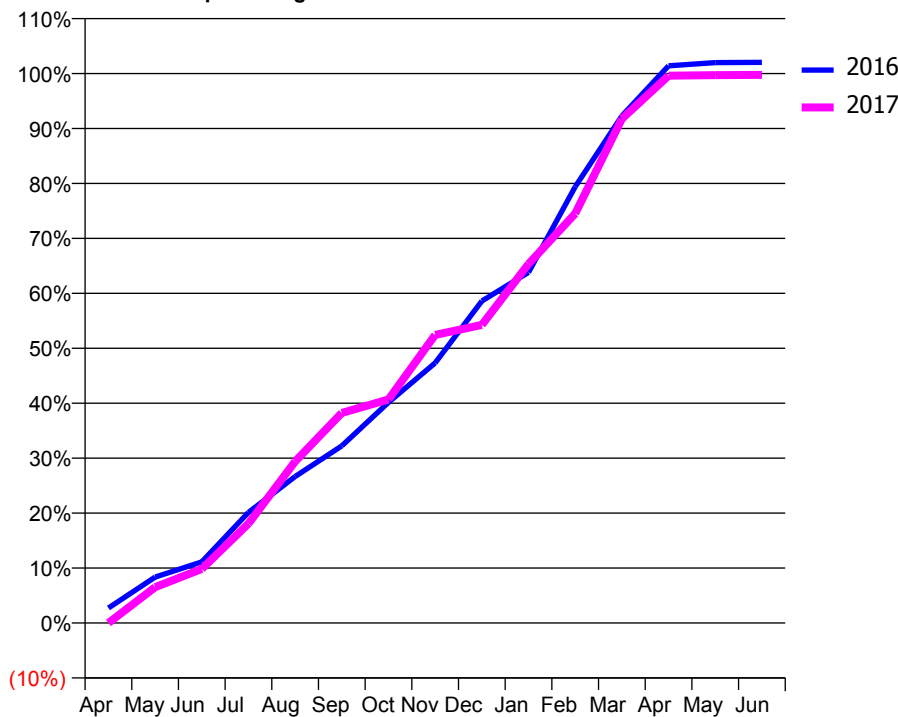
ACCESS*

Patients seen in 24 months	Total	Change since previous quarter
Quarter ending March 2016	745	
Quarter ending June 2016	750	→
Quarter ending September 2016	749	→
Quarter ending December 2016	750	→
Quarter ending March 2017	758	→
Variance since March 2016	1.7%	→



ACTIVITY

Cumulative percentage of contracted UDA delivered 2016 & 2017



Month	Adjusted Scheduled Activity (UDA)	
	2016	2017
April	60	0
May	184	144
June	245	217
July	444	399
August	588	648
September	711	842
October	885	897
November	1,043	1,155
December	1,291	1,196
January	1,406	1,440
February	1,750	1,642
March	2,034	2,022
April	2,235	2,195
May	2,248	2,197
June	2,249	2,198

QUALITY

	Quantity	Base Number	Contract	LHB	Wales
% of FP17s for the same patient ID Re-attending within 3 months - Children	60	586	10.2%	9.8%	11.3%
% of FP17s for the same patient ID Re-attending within 3 months - Adults	32	415	7.7%	14.7%	16.7%
% of FP17s for the same patient ID Re-attending between 3 & 9 months - Children	320	586	54.6%	53.0%	58.0%
% of FP17s for the same patient ID Re-attending between 3 & 9 months - Adults	191	415	46.0%	50.1%	53.7%
% of FP17s for Band 1 Urgent Courses	17	982	1.7%	9.3%	8.9%
% of FP17s Relating to Free Repair or Replacements	0	982	0.0%	0.8%	0.7%
% of FP17s Relating to Continuations	0	982	0.0%	0.7%	0.9%
% of Patients satisfied with the dentistry they have received	3	3	N/A	95.2%	93.9%
% of Patients satisfied with the time they had to wait for an appointment	3	3	N/A	89.0%	88.4%

* This is based on patients treated on this contract for their most recent course of treatment. Figures in italics indicate the base number of FP17s or Patient Questionnaire responses are less than 100. N/A is shown where the base number of responses is less than 10 during the period. % is calculated as Quantity/Base number*100

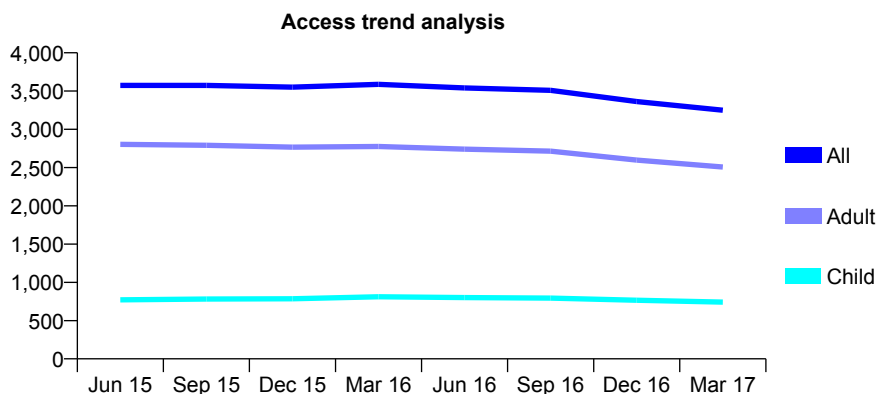
7A3 - Vital Signs At a Glance Contract Report for 949825/0001 - Year end March 2017

Name or company name	MR DJ WILLIAMS
Contract type name	GDS Contract
Purpose of contract	General
Contract start date	01/09/2008
Contract end date	

16/17 Contracted general activity (UDA)	11,940
Carry forward general activity (UDA)	559
16/17 Contracted orthodontic activity (UOA)	0
Carry forward orthodontic activity (UOA)	0
Baseline contract value	£274,346.96

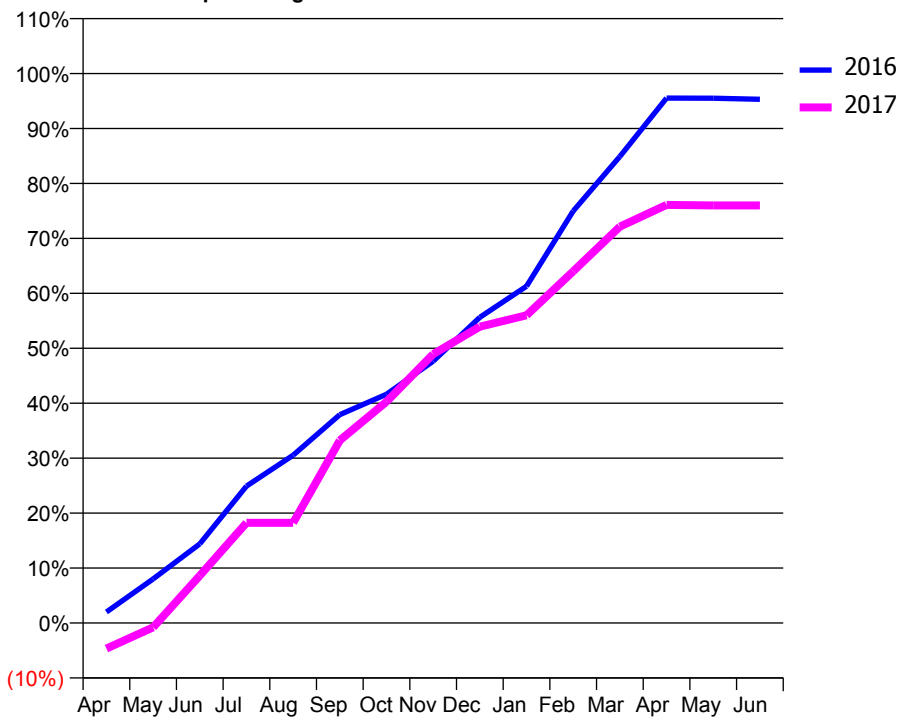
ACCESS*

Patients seen in 24 months	Total	Change since previous quarter
Quarter ending March 2016	3,587	
Quarter ending June 2016	3,540	↓
Quarter ending September 2016	3,509	→
Quarter ending December 2016	3,363	↓
Quarter ending March 2017	3,249	↓
Variance since March 2016	(9.4%)	↓



ACTIVITY

Cumulative percentage of contracted UDA delivered 2016 & 2017



Month	Adjusted Scheduled Activity (UDA)	
	2016	2017
April	240	-559
May	959	-97
June	1,720	1,030
July	2,975	2,178
August	3,645	2,178
September	4,526	3,969
October	4,970	4,810
November	5,690	5,844
December	6,642	6,441
January	7,317	6,686
February	8,953	7,642
March	10,137	8,612
April	11,405	9,085
May	11,404	9,073
June	11,381	9,073

QUALITY

	Quantity	Base Number	Contract	LHB	Wales
% of FP17s for the same patient ID Re-attending within 3 months - Children	70	1,162	6.0%	9.8%	11.3%
% of FP17s for the same patient ID Re-attending within 3 months - Adults	601	3,893	15.4%	14.7%	16.7%
% of FP17s for the same patient ID Re-attending between 3 & 9 months - Children	657	1,162	56.5%	53.0%	58.0%
% of FP17s for the same patient ID Re-attending between 3 & 9 months - Adults	2,296	3,893	59.0%	50.1%	53.7%
% of FP17s for Band 1 Urgent Courses	351	4,857	7.2%	9.3%	8.9%
% of FP17s Relating to Free Repair or Replacements	72	4,857	1.5%	0.8%	0.7%
% of FP17s Relating to Continuations	44	4,857	0.9%	0.7%	0.9%
% of Patients satisfied with the dentistry they have received	13	14	92.9%	95.2%	93.9%
% of Patients satisfied with the time they had to wait for an appointment	12	14	85.7%	89.0%	88.4%

* This is based on patients treated on this contract for their most recent course of treatment. Figures in italics indicate the base number of FP17s or Patient Questionnaire responses are less than 100. N/A is shown where the base number of responses is less than 10 during the period. % is calculated as Quantity/Base number*100

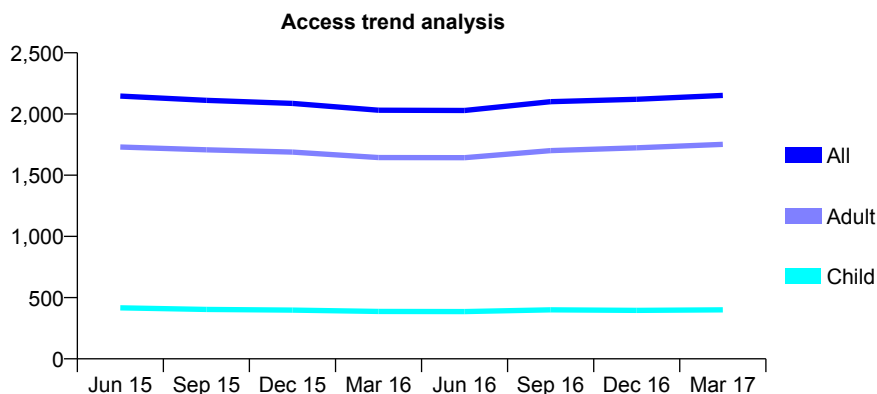
7A3 - Vital Signs At a Glance Contract Report for 999172/0001 - Year end March 2017

Name or company name	MR B AARON
Contract type name	GDS Contract
Purpose of contract	General
Contract start date	01/04/2006
Contract end date	

16/17 Contracted general activity (UDA)	5,750
Carry forward general activity (UDA)	0
16/17 Contracted orthodontic activity (UOA)	0
Carry forward orthodontic activity (UOA)	0
Baseline contract value	£139,437.50

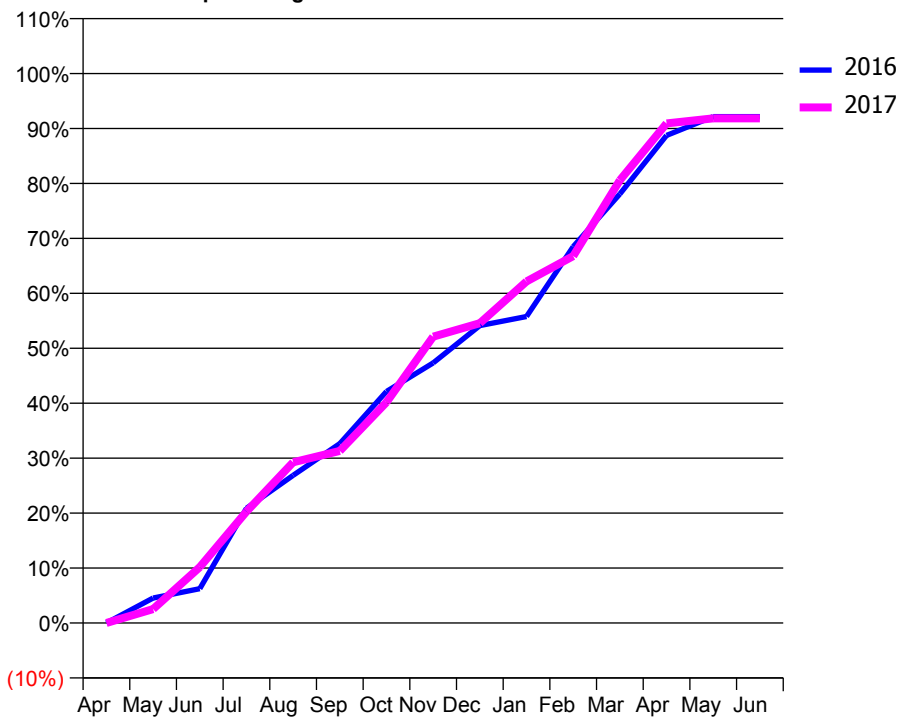
ACCESS*

Patients seen in 24 months	Total	Change since previous quarter
Quarter ending March 2016	2,031	
Quarter ending June 2016	2,029	→
Quarter ending September 2016	2,101	↑
Quarter ending December 2016	2,120	→
Quarter ending March 2017	2,152	→
Variance since March 2016	6.0%	↑



ACTIVITY

Cumulative percentage of contracted UDA delivered 2016 & 2017



Month	Adjusted Scheduled Activity (UDA)	
	2016	2017
April	1	0
May	273	146
June	375	585
July	1,253	1,166
August	1,613	1,682
September	1,959	1,800
October	2,528	2,310
November	2,839	2,996
December	3,247	3,137
January	3,347	3,574
February	4,110	3,839
March	4,685	4,633
April	5,324	5,228
May	5,529	5,281
June	5,529	5,281

QUALITY

	Quantity	Base Number	Contract	LHB	Wales
% of FP17s for the same patient ID Re-attending within 3 months - Children	13	552	2.4%	9.8%	11.3%
% of FP17s for the same patient ID Re-attending within 3 months - Adults	57	2,199	2.6%	14.7%	16.7%
% of FP17s for the same patient ID Re-attending between 3 & 9 months - Children	308	552	55.8%	53.0%	58.0%
% of FP17s for the same patient ID Re-attending between 3 & 9 months - Adults	1,212	2,199	55.1%	50.1%	53.7%
% of FP17s for Band 1 Urgent Courses	43	2,711	1.6%	9.3%	8.9%
% of FP17s Relating to Free Repair or Replacements	7	2,711	0.3%	0.8%	0.7%
% of FP17s Relating to Continuations	0	2,711	0.0%	0.7%	0.9%
% of Patients satisfied with the dentistry they have received	17	17	100.0%	95.2%	93.9%
% of Patients satisfied with the time they had to wait for an appointment	16	17	94.1%	89.0%	88.4%

* This is based on patients treated on this contract for their most recent course of treatment. Figures in italics indicate the base number of FP17s or Patient Questionnaire responses are less than 100. N/A is shown where the base number of responses is less than 10 during the period. % is calculated as Quantity/Base number*100

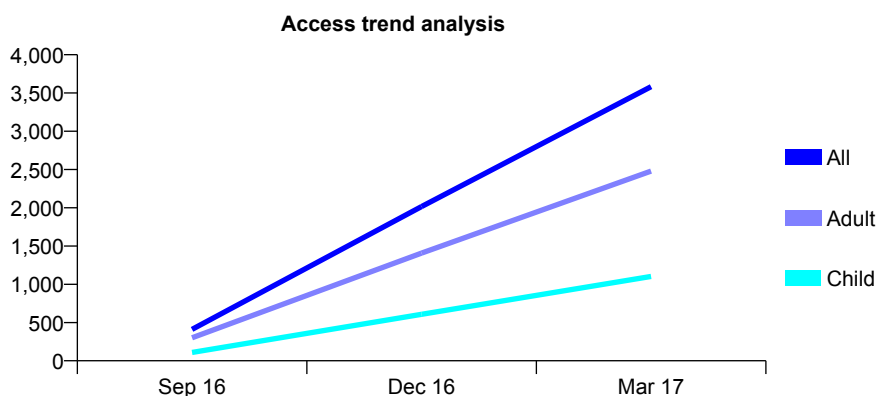
7A4 - Vital Signs At a Glance Contract Report for 100209/0000 - Year end March 2017

Name or company name	E M Roberts & K E Palmer
Contract type name	GDS Contract
Purpose of contract	General
Contract start date	01/09/2016
Contract end date	

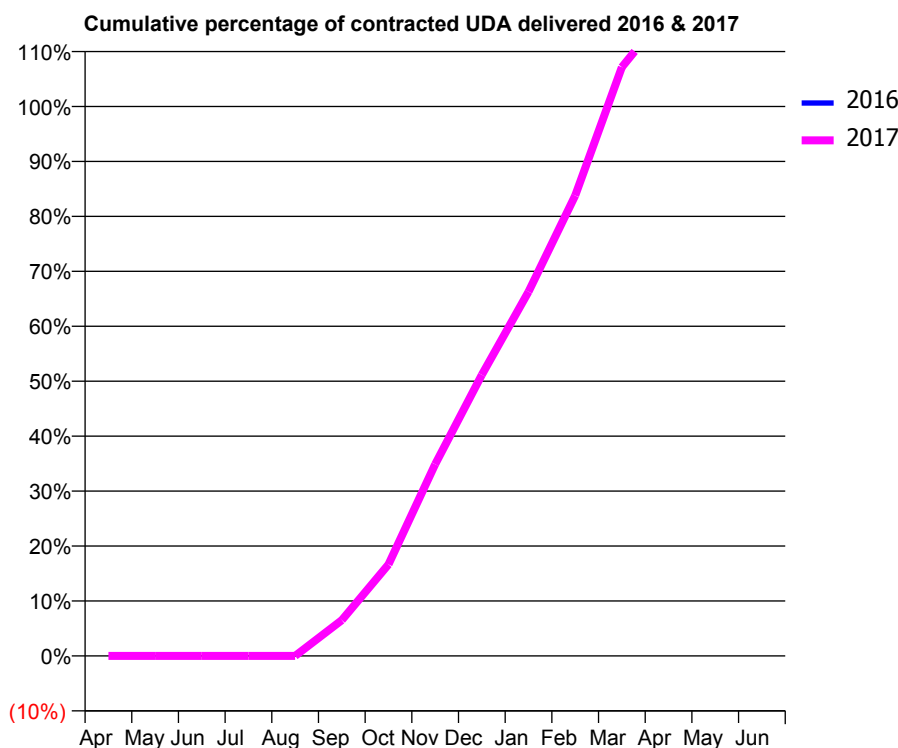
16/17 Contracted general activity (UDA)	7,608
Carry forward general activity (UDA)	0
16/17 Contracted orthodontic activity (UOA)	0
Carry forward orthodontic activity (UOA)	0
Baseline contract value	£194,134.70

ACCESS*

Patients seen in 24 months	Total	Change since previous quarter
Quarter ending March 2016	0	
Quarter ending June 2016	0	
Quarter ending September 2016	410	↑
Quarter ending December 2016	2,015	↑
Quarter ending March 2017	3,583	↑
Variance since March 2016	N/A	



ACTIVITY



Month	Adjusted Scheduled Activity (UDA)	
	2016	2017
April	0	0
May	0	0
June	0	0
July	0	0
August	0	0
September	0	495
October	0	1,268
November	0	2,654
December	0	3,892
January	0	5,043
February	0	6,375
March	0	8,153
April	0	8,940
May	0	8,932
June	0	8,947

QUALITY

	Quantity	Base Number	Contract	LHB	Wales
% of FP17s for the same patient ID Re-attending within 3 months - Children	33	1,184	2.8%	9.1%	11.3%
% of FP17s for the same patient ID Re-attending within 3 months - Adults	237	2,830	8.4%	16.4%	16.7%
% of FP17s for the same patient ID Re-attending between 3 & 9 months - Children	52	1,184	4.4%	55.3%	58.0%
% of FP17s for the same patient ID Re-attending between 3 & 9 months - Adults	146	2,830	5.2%	52.4%	53.7%
% of FP17s for Band 1 Urgent Courses	190	4,365	4.4%	9.2%	8.9%
% of FP17s Relating to Free Repair or Replacements	47	4,365	1.1%	0.7%	0.7%
% of FP17s Relating to Continuations	20	4,365	0.5%	1.1%	0.9%
% of Patients satisfied with the dentistry they have received	14	15	93.3%	94.3%	93.9%
% of Patients satisfied with the time they had to wait for an appointment	14	15	93.3%	89.5%	88.4%

* This is based on patients treated on this contract for their most recent course of treatment. Figures in italics indicate the base number of FP17s or Patient Questionnaire responses are less than 100. N/A is shown where the base number of responses is less than 10 during the period. % is calculated as Quantity/Base number*100

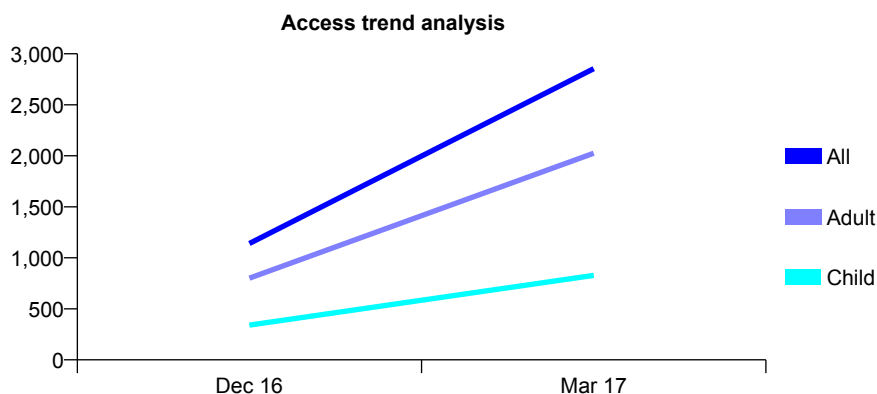
7A4 - Vital Signs At a Glance Contract Report for 100224/0000 - Year end March 2017

Name or company name	Gwena Ltd
Contract type name	PDS Contract
Purpose of contract	General
Contract start date	01/11/2016
Contract end date	13/10/2026

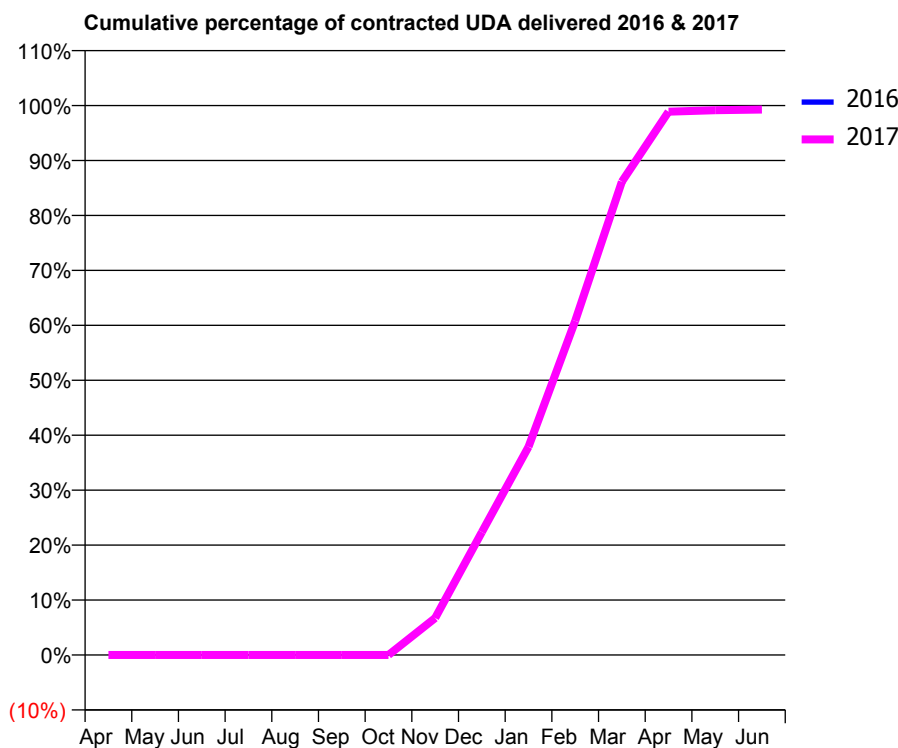
16/17 Contracted general activity (UDA)	7,068
Carry forward general activity (UDA)	0
16/17 Contracted orthodontic activity (UOA)	0
Carry forward orthodontic activity (UOA)	0
Baseline contract value	£174,704.97

ACCESS*

Patients seen in 24 months	Total	Change since previous quarter
Quarter ending March 2016	0	
Quarter ending June 2016	0	
Quarter ending September 2016	0	
Quarter ending December 2016	1,141	↑
Quarter ending March 2017	2,854	↑
Variance since March 2016	N/A	



ACTIVITY



Month	Adjusted Scheduled Activity (UDA)	
	2016	2017
April	0	0
May	0	0
June	0	0
July	0	0
August	0	0
September	0	0
October	0	0
November	0	476
December	0	1,580
January	0	2,679
February	0	4,298
March	0	6,088
April	0	6,989
May	0	7,007
June	0	7,017

QUALITY

	Quantity	Base Number	Contract	LHB	Wales
% of FP17s for the same patient ID Re-attending within 3 months - Children	34	844	4.0%	9.1%	11.3%
% of FP17s for the same patient ID Re-attending within 3 months - Adults	116	2,070	5.6%	16.4%	16.7%
% of FP17s for the same patient ID Re-attending between 3 & 9 months - Children	13	844	1.5%	55.3%	58.0%
% of FP17s for the same patient ID Re-attending between 3 & 9 months - Adults	29	2,070	1.4%	52.4%	53.7%
% of FP17s for Band 1 Urgent Courses	69	3,181	2.2%	9.2%	8.9%
% of FP17s Relating to Free Repair or Replacements	5	3,181	0.2%	0.7%	0.7%
% of FP17s Relating to Continuations	10	3,181	0.3%	1.1%	0.9%
% of Patients satisfied with the dentistry they have received	7	7	N/A	94.3%	93.9%
% of Patients satisfied with the time they had to wait for an appointment	7	7	N/A	89.5%	88.4%

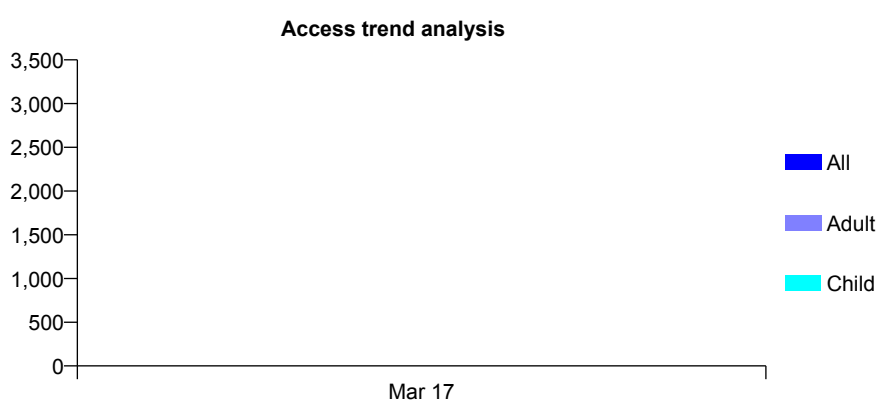
* This is based on patients treated on this contract for their most recent course of treatment. Figures in italics indicate the base number of FP17s or Patient Questionnaire responses are less than 100. N/A is shown where the base number of responses is less than 10 during the period. % is calculated as Quantity/Base number*100

7A4 - Vital Signs At a Glance Contract Report for 100258/0000 - Year end March 2017

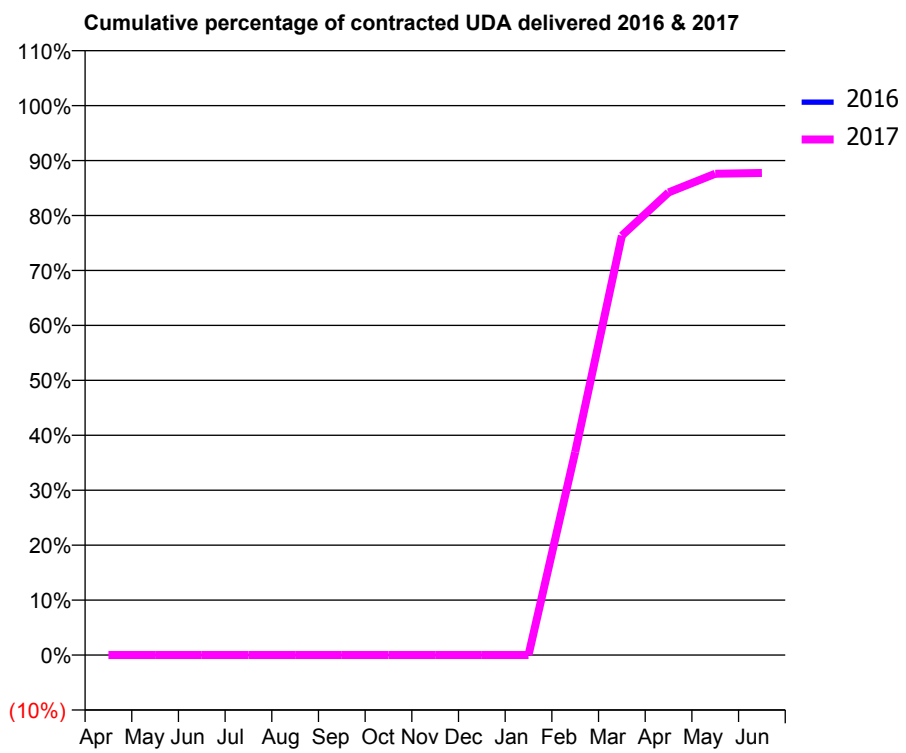
Name or company name	Rodericks (Wales) Ltd	16/17 Contracted general activity (UDA)	8,657
Contract type name	GDS Contract	Carry forward general activity (UDA)	0
Purpose of contract	General	16/17 Contracted orthodontic activity (UOA)	0
Contract start date	01/01/2017	Carry forward orthodontic activity (UOA)	0
Contract end date		Baseline contract value	£221,987.70

ACCESS*

Patients seen in 24 months	Total	Change since previous quarter
Quarter ending March 2016	0	
Quarter ending June 2016	0	
Quarter ending September 2016	0	
Quarter ending December 2016	0	
Quarter ending March 2017	3,340	
Variance since March 2016	N/A	



ACTIVITY



Adjusted Scheduled Activity (UDA)		
Month	2016	2017
April	0	0
May	0	0
June	0	0
July	0	0
August	0	0
September	0	0
October	0	0
November	0	0
December	0	0
January	0	0
February	0	3,198
March	0	6,608
April	0	7,289
May	0	7,582
June	0	7,596

QUALITY

	Quantity	Base Number	Contract	LHB	Wales
% of FP17s for the same patient ID Re-attending within 3 months - Children	25	744	3.4%	9.1%	11.3%
% of FP17s for the same patient ID Re-attending within 3 months - Adults	166	2,726	6.1%	16.4%	16.7%
% of FP17s for the same patient ID Re-attending between 3 & 9 months - Children	0	744	0.0%	55.3%	58.0%
% of FP17s for the same patient ID Re-attending between 3 & 9 months - Adults	0	2,726	0.0%	52.4%	53.7%
% of FP17s for Band 1 Urgent Courses	398	4,017	9.9%	9.2%	8.9%
% of FP17s Relating to Free Repair or Replacements	32	4,017	0.8%	0.7%	0.7%
% of FP17s Relating to Continuations	46	4,017	1.1%	1.1%	0.9%
% of Patients satisfied with the dentistry they have received	0	0	N/A	94.3%	93.9%
% of Patients satisfied with the time they had to wait for an appointment	0	0	N/A	89.5%	88.4%

* This is based on patients treated on this contract for their most recent course of treatment. Figures in italics indicate the base number of FP17s or Patient Questionnaire responses are less than 100. N/A is shown where the base number of responses is less than 10 during the period. % is calculated as Quantity/Base number*100

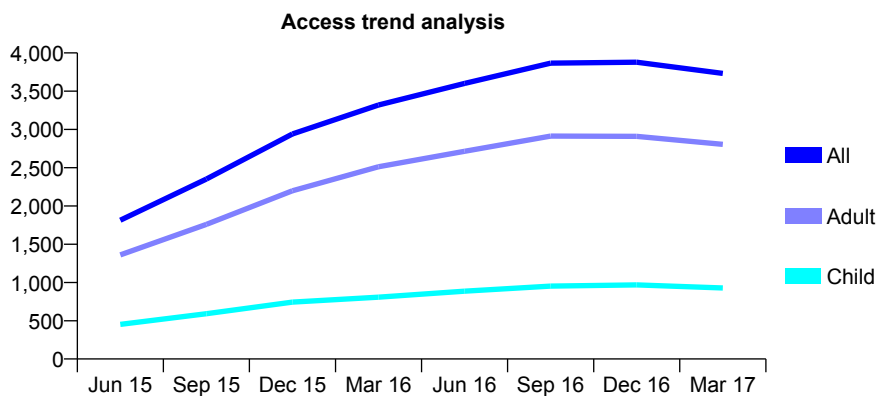
7A4 - Vital Signs At a Glance Contract Report for 101338/0151 - Year end March 2017

Name or company name	Whitecross Dental Care Limited
Contract type name	GDS Contract
Purpose of contract	General
Contract start date	01/11/2014
Contract end date	

16/17 Contracted general activity (UDA)	11,700
Carry forward general activity (UDA)	0
16/17 Contracted orthodontic activity (UOA)	0
Carry forward orthodontic activity (UOA)	0
Baseline contract value	£281,133.11

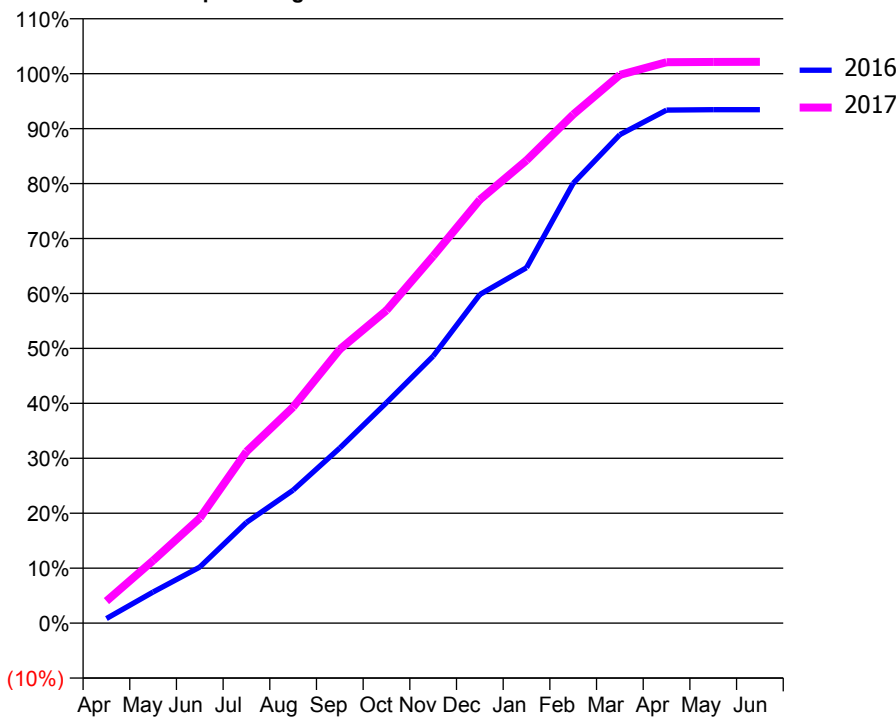
ACCESS*

Patients seen in 24 months	Total	Change since previous quarter
Quarter ending March 2016	3,320	
Quarter ending June 2016	3,601	↑
Quarter ending September 2016	3,867	↑
Quarter ending December 2016	3,879	→
Quarter ending March 2017	3,733	↓
Variance since March 2016	12.4%	↑



ACTIVITY

Cumulative percentage of contracted UDA delivered 2016 & 2017



Month	Adjusted Scheduled Activity (UDA)	
	2016	2017
April	97	470
May	662	1,334
June	1,194	2,235
July	2,146	3,652
August	2,831	4,600
September	3,729	5,829
October	4,694	6,660
November	5,686	7,816
December	6,997	9,015
January	7,569	9,853
February	9,365	10,829
March	10,401	11,672
April	10,924	11,944
May	10,933	11,949
June	10,933	11,952

QUALITY

	Quantity	Base Number	Contract	LHB	Wales
% of FP17s for the same patient ID Re-attending within 3 months - Children	41	1,062	3.9%	9.1%	11.3%
% of FP17s for the same patient ID Re-attending within 3 months - Adults	288	3,407	8.5%	16.4%	16.7%
% of FP17s for the same patient ID Re-attending between 3 & 9 months - Children	456	1,062	42.9%	55.3%	58.0%
% of FP17s for the same patient ID Re-attending between 3 & 9 months - Adults	1,787	3,407	52.5%	52.4%	53.7%
% of FP17s for Band 1 Urgent Courses	154	4,441	3.5%	9.2%	8.9%
% of FP17s Relating to Free Repair or Replacements	23	4,441	0.5%	0.7%	0.7%
% of FP17s Relating to Continuations	13	4,441	0.3%	1.1%	0.9%
% of Patients satisfied with the dentistry they have received	17	18	94.4%	94.3%	93.9%
% of Patients satisfied with the time they had to wait for an appointment	12	18	66.7%	89.5%	88.4%

* This is based on patients treated on this contract for their most recent course of treatment. Figures in italics indicate the base number of FP17s or Patient Questionnaire responses are less than 100. N/A is shown where the base number of responses is less than 10 during the period. % is calculated as Quantity/Base number*100

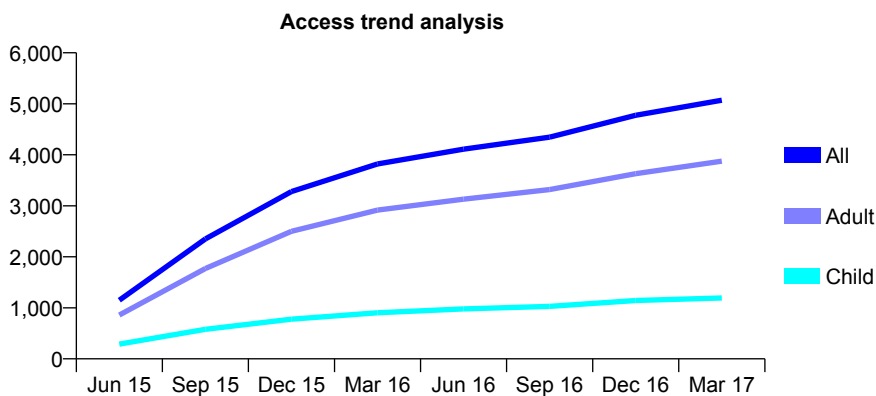
7A4 - Vital Signs At a Glance Contract Report for 101338/0152 - Year end March 2017

Name or company name	Whitecross Dental Care Limited
Contract type name	GDS Contract
Purpose of contract	General
Contract start date	01/04/2015
Contract end date	

16/17 Contracted general activity (UDA)	13,434
Carry forward general activity (UDA)	30
16/17 Contracted orthodontic activity (UOA)	0
Carry forward orthodontic activity (UOA)	0
Baseline contract value	£346,677.25

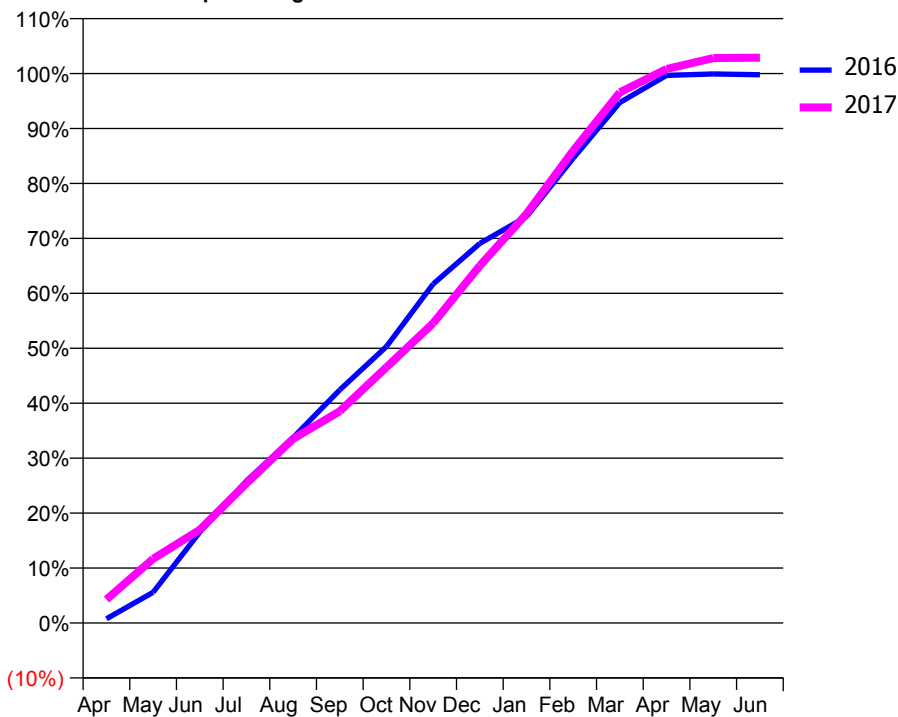
ACCESS*

Patients seen in 24 months	Total	Change since previous quarter
Quarter ending March 2016	3,820	
Quarter ending June 2016	4,110	↑
Quarter ending September 2016	4,347	↑
Quarter ending December 2016	4,775	↑
Quarter ending March 2017	5,070	↑
Variance since March 2016	32.7%	↑



ACTIVITY

Cumulative percentage of contracted UDA delivered 2016 & 2017



Adjusted Scheduled Activity (UDA)

Month	2016	2017
April	101	575
May	751	1,569
June	2,222	2,281
July	3,474	3,413
August	4,532	4,504
September	5,701	5,180
October	6,761	6,254
November	8,287	7,329
December	9,280	8,737
January	9,935	10,005
February	11,362	11,549
March	12,724	12,974
April	13,389	13,544
May	13,422	13,811
June	13,404	13,820

QUALITY

	Quantity	Base Number	Contract	LHB	Wales
% of FP17s for the same patient ID Re-attending within 3 months - Children	56	1,309	4.3%	9.1%	11.3%
% of FP17s for the same patient ID Re-attending within 3 months - Adults	353	4,062	8.7%	16.4%	16.7%
% of FP17s for the same patient ID Re-attending between 3 & 9 months - Children	448	1,309	34.2%	55.3%	58.0%
% of FP17s for the same patient ID Re-attending between 3 & 9 months - Adults	1,477	4,062	36.4%	52.4%	53.7%
% of FP17s for Band 1 Urgent Courses	245	5,489	4.5%	9.2%	8.9%
% of FP17s Relating to Free Repair or Replacements	13	5,489	0.2%	0.7%	0.7%
% of FP17s Relating to Continuations	44	5,489	0.8%	1.1%	0.9%
% of Patients satisfied with the dentistry they have received	18	19	94.7%	94.3%	93.9%
% of Patients satisfied with the time they had to wait for an appointment	18	19	94.7%	89.5%	88.4%

* This is based on patients treated on this contract for their most recent course of treatment. Figures in italics indicate the base number of FP17s or Patient Questionnaire responses are less than 100. N/A is shown where the base number of responses is less than 10 during the period. % is calculated as Quantity/Base number*100

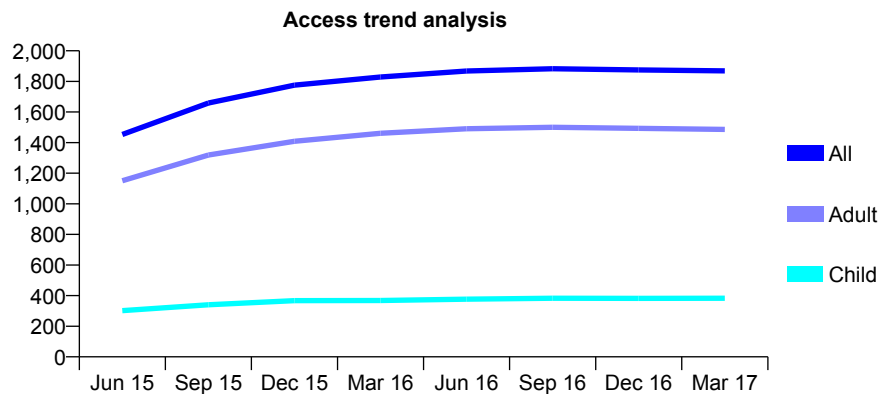
7A4 - Vital Signs At a Glance Contract Report for 104272/0001 - Year end March 2017

Name or company name	Dragon Tears Limited
Contract type name	GDS Contract
Purpose of contract	General
Contract start date	01/07/2014
Contract end date	

16/17 Contracted general activity (UDA)	6,026
Carry forward general activity (UDA)	-122
16/17 Contracted orthodontic activity (UOA)	0
Carry forward orthodontic activity (UOA)	0
Baseline contract value	£153,079.86

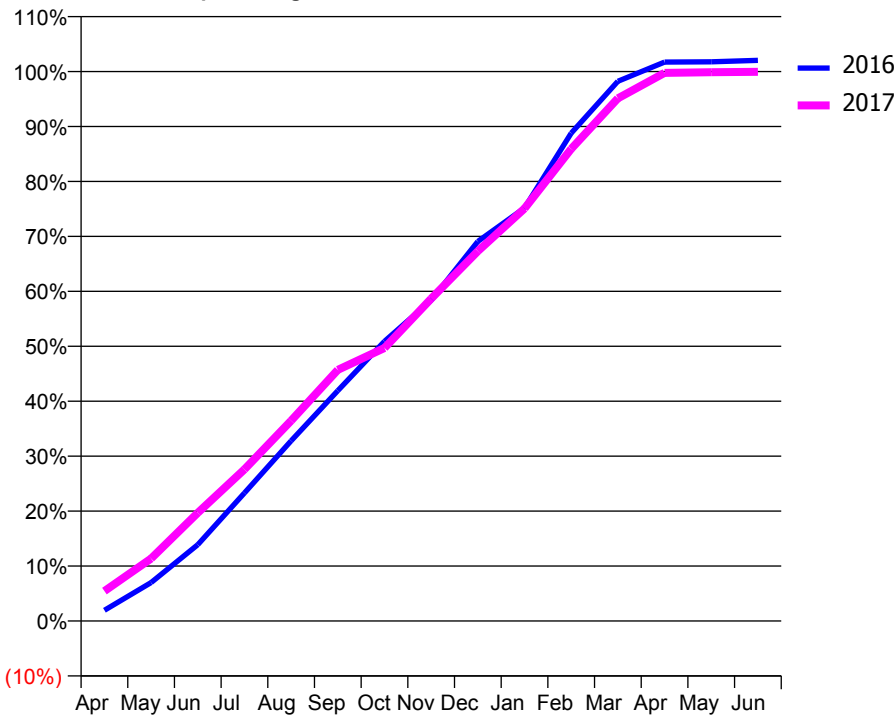
ACCESS*

Patients seen in 24 months	Total	Change since previous quarter
Quarter ending March 2016	1,829	
Quarter ending June 2016	1,868	↑
Quarter ending September 2016	1,883	→
Quarter ending December 2016	1,875	→
Quarter ending March 2017	1,869	→
Variance since March 2016	2.2%	↑



ACTIVITY

Cumulative percentage of contracted UDA delivered 2016 & 2017



Month	Adjusted Scheduled Activity (UDA)	
	2016	2017
April	118	328
May	421	686
June	837	1,187
July	1,405	1,663
August	1,977	2,197
September	2,527	2,755
October	3,067	2,994
November	3,518	3,535
December	4,162	4,055
January	4,529	4,524
February	5,350	5,177
March	5,919	5,732
April	6,129	6,011
May	6,132	6,018
June	6,148	6,023

QUALITY

	Quantity	Base Number	Contract	LHB	Wales
% of FP17s for the same patient ID Re-attending within 3 months - Children	30	506	5.9%	9.1%	11.3%
% of FP17s for the same patient ID Re-attending within 3 months - Adults	342	2,146	15.9%	16.4%	16.7%
% of FP17s for the same patient ID Re-attending between 3 & 9 months - Children	276	506	54.5%	55.3%	58.0%
% of FP17s for the same patient ID Re-attending between 3 & 9 months - Adults	1,235	2,146	57.5%	52.4%	53.7%
% of FP17s for Band 1 Urgent Courses	259	2,672	9.7%	9.2%	8.9%
% of FP17s Relating to Free Repair or Replacements	6	2,672	0.2%	0.7%	0.7%
% of FP17s Relating to Continuations	25	2,672	0.9%	1.1%	0.9%
% of Patients satisfied with the dentistry they have received	18	20	90.0%	94.3%	93.9%
% of Patients satisfied with the time they had to wait for an appointment	16	20	80.0%	89.5%	88.4%

* This is based on patients treated on this contract for their most recent course of treatment. Figures in italics indicate the base number of FP17s or Patient Questionnaire responses are less than 100. N/A is shown where the base number of responses is less than 10 during the period. % is calculated as Quantity/Base number*100

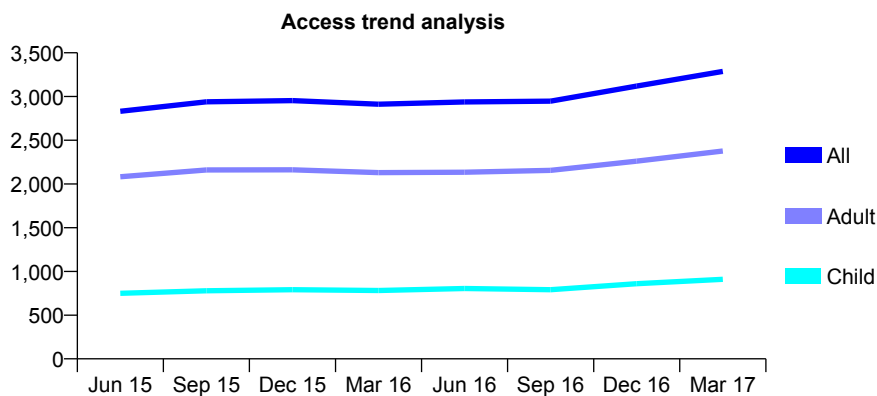
7A4 - Vital Signs At a Glance Contract Report for 105015/0001 - Year end March 2017

Name or company name	Colchester Dental Surgery Limited
Contract type name	GDS Contract
Purpose of contract	General
Contract start date	01/06/2011
Contract end date	

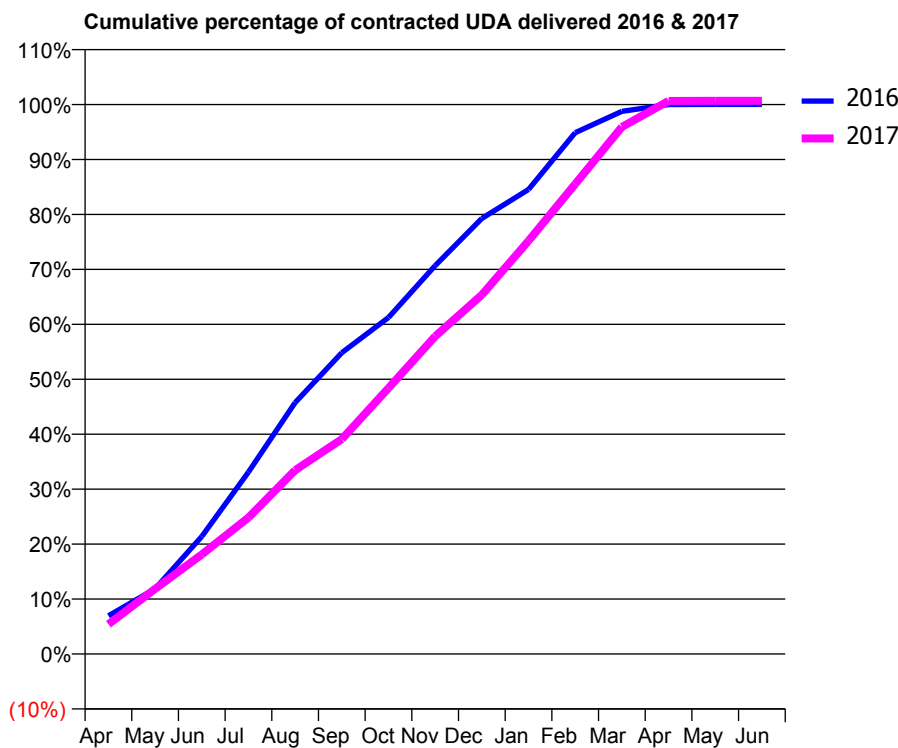
16/17 Contracted general activity (UDA)	8,429
Carry forward general activity (UDA)	-1
16/17 Contracted orthodontic activity (UOA)	0
Carry forward orthodontic activity (UOA)	0
Baseline contract value	£182,611.20

ACCESS*

Patients seen in 24 months	Total	Change since previous quarter
Quarter ending March 2016	2,912	
Quarter ending June 2016	2,938	→
Quarter ending September 2016	2,947	→
Quarter ending December 2016	3,120	↑
Quarter ending March 2017	3,287	↑
Variance since March 2016	12.9%	↑



ACTIVITY



Month	Adjusted Scheduled Activity (UDA)	
	2016	2017
April	449	458
May	768	1,000
June	1,383	1,527
July	2,141	2,094
August	2,958	2,819
September	3,545	3,296
October	3,960	4,079
November	4,570	4,874
December	5,125	5,509
January	5,464	6,338
February	6,133	7,208
March	6,384	8,084
April	6,464	8,483
May	6,466	8,485
June	6,466	8,486

QUALITY

	Quantity	Base Number	Contract	LHB	Wales
% of FP17s for the same patient ID Re-attending within 3 months - Children	79	1,408	5.6%	9.1%	11.3%
% of FP17s for the same patient ID Re-attending within 3 months - Adults	472	3,608	13.1%	16.4%	16.7%
% of FP17s for the same patient ID Re-attending between 3 & 9 months - Children	808	1,408	57.4%	55.3%	58.0%
% of FP17s for the same patient ID Re-attending between 3 & 9 months - Adults	1,911	3,608	53.0%	52.4%	53.7%
% of FP17s for Band 1 Urgent Courses	367	5,176	7.1%	9.2%	8.9%
% of FP17s Relating to Free Repair or Replacements	35	5,176	0.7%	0.7%	0.7%
% of FP17s Relating to Continuations	8	5,176	0.2%	1.1%	0.9%
% of Patients satisfied with the dentistry they have received	4	4	N/A	94.3%	93.9%
% of Patients satisfied with the time they had to wait for an appointment	3	4	N/A	89.5%	88.4%

* This is based on patients treated on this contract for their most recent course of treatment. Figures in italics indicate the base number of FP17s or Patient Questionnaire responses are less than 100. N/A is shown where the base number of responses is less than 10 during the period. % is calculated as Quantity/Base number*100

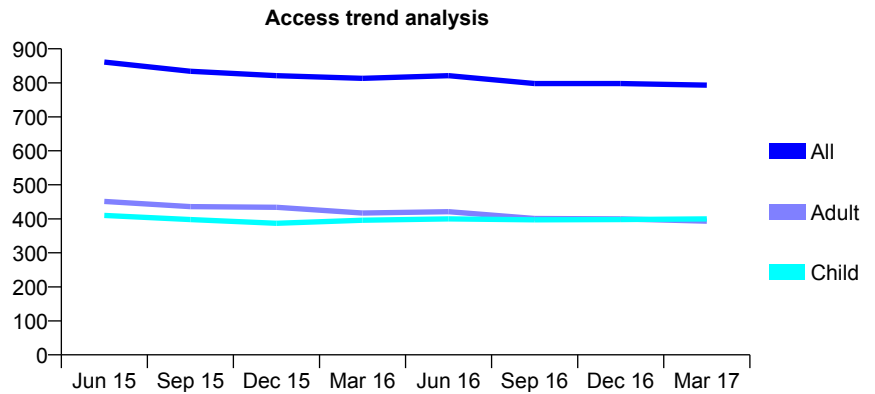
7A4 - Vital Signs At a Glance Contract Report for 107107/0001 - Year end March 2017

Name or company name	Jenkins Locum & Administration Services L
Contract type name	GDS Contract
Purpose of contract	General
Contract start date	01/07/2007
Contract end date	

16/17 Contracted general activity (UDA)	2,544
Carry forward general activity (UDA)	0
16/17 Contracted orthodontic activity (UOA)	0
Carry forward orthodontic activity (UOA)	0
Baseline contract value	£62,677.33

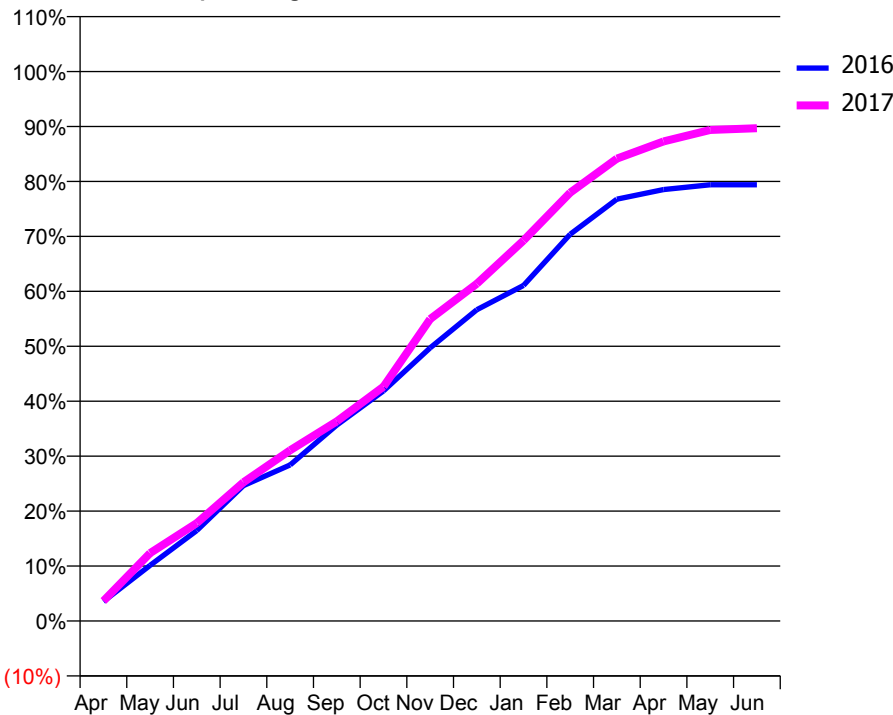
ACCESS*

Patients seen in 24 months	Total	Change since previous quarter
Quarter ending March 2016	813	
Quarter ending June 2016	821	→
Quarter ending September 2016	798	↓
Quarter ending December 2016	798	→
Quarter ending March 2017	793	→
Variance since March 2016	(2.5%)	↓



ACTIVITY

Cumulative percentage of contracted UDA delivered 2016 & 2017



Month	Adjusted Scheduled Activity (UDA)	
	2016	2017
April	99	93
May	283	314
June	460	454
July	688	642
August	794	791
September	996	924
October	1,170	1,085
November	1,389	1,398
December	1,583	1,561
January	1,706	1,762
February	1,967	1,983
March	2,145	2,141
April	2,194	2,221
May	2,218	2,274
June	2,218	2,282

QUALITY

	Quantity	Base Number	Contract	LHB	Wales
% of FP17s for the same patient ID Re-attending within 3 months - Children	42	692	6.1%	9.1%	11.3%
% of FP17s for the same patient ID Re-attending within 3 months - Adults	75	534	14.0%	16.4%	16.7%
% of FP17s for the same patient ID Re-attending between 3 & 9 months - Children	464	692	67.1%	55.3%	58.0%
% of FP17s for the same patient ID Re-attending between 3 & 9 months - Adults	274	534	51.3%	52.4%	53.7%
% of FP17s for Band 1 Urgent Courses	83	1,276	6.5%	9.2%	8.9%
% of FP17s Relating to Free Repair or Replacements	0	1,276	0.0%	0.7%	0.7%
% of FP17s Relating to Continuations	1	1,276	0.1%	1.1%	0.9%
% of Patients satisfied with the dentistry they have received	4	4	N/A	94.3%	93.9%
% of Patients satisfied with the time they had to wait for an appointment	4	4	N/A	89.5%	88.4%

* This is based on patients treated on this contract for their most recent course of treatment. Figures in italics indicate the base number of FP17s or Patient Questionnaire responses are less than 100. N/A is shown where the base number of responses is less than 10 during the period. % is calculated as Quantity/Base number*100

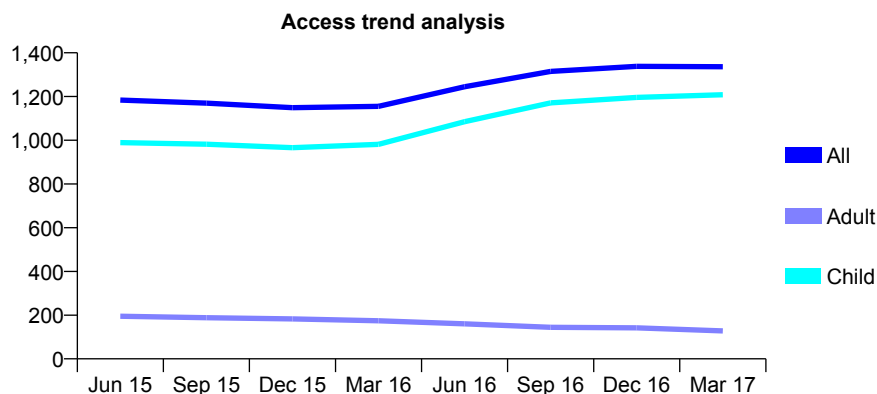
7A4 - Vital Signs At a Glance Contract Report for 108014/0001 - Year end March 2017

Name or company name	Smiles Studio Penarth Ltd
Contract type name	GDS Contract
Purpose of contract	General
Contract start date	01/01/2012
Contract end date	

16/17 Contracted general activity (UDA)	2,750
Carry forward general activity (UDA)	0
16/17 Contracted orthodontic activity (UOA)	0
Carry forward orthodontic activity (UOA)	0
Baseline contract value	£68,668.81

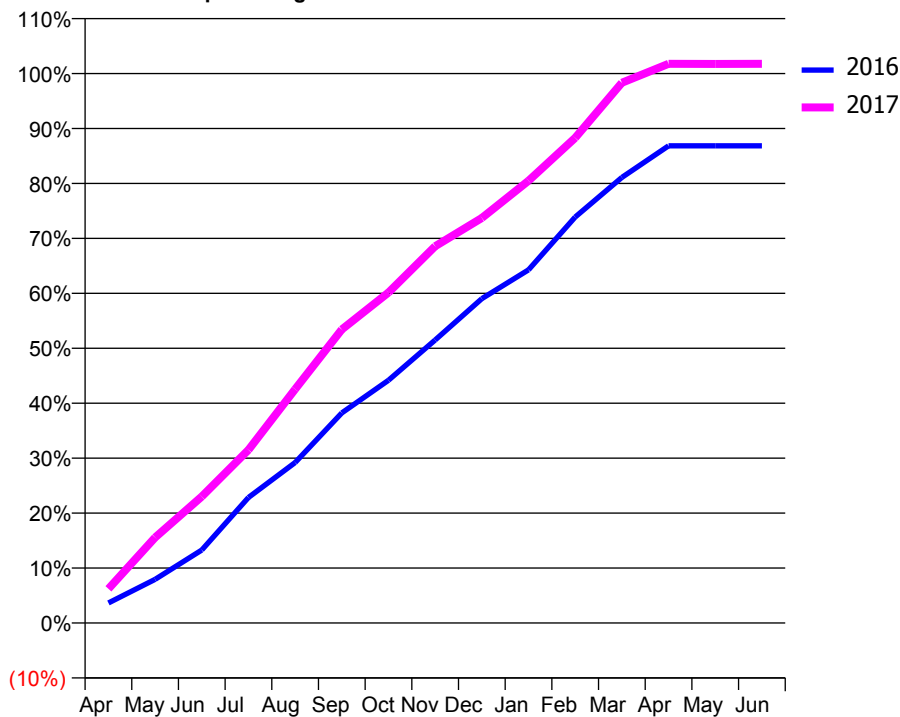
ACCESS*

Patients seen in 24 months	Total	Change since previous quarter
Quarter ending March 2016	1,155	
Quarter ending June 2016	1,245	↑
Quarter ending September 2016	1,315	↑
Quarter ending December 2016	1,338	→
Quarter ending March 2017	1,336	→
Variance since March 2016	15.7%	↑



ACTIVITY

Cumulative percentage of contracted UDA delivered 2016 & 2017



Month	Adjusted Scheduled Activity (UDA)	
	2016	2017
April	100	171
May	219	428
June	365	633
July	629	866
August	803	1,170
September	1,052	1,469
October	1,215	1,654
November	1,416	1,886
December	1,623	2,027
January	1,767	2,213
February	2,031	2,428
March	2,230	2,704
April	2,388	2,799
May	2,388	2,798
June	2,388	2,799

QUALITY

	Quantity	Base Number	Contract	LHB	Wales
% of FP17s for the same patient ID Re-attending within 3 months - Children	119	1,974	6.0%	9.1%	11.3%
% of FP17s for the same patient ID Re-attending within 3 months - Adults	17	77	22.1%	16.4%	16.7%
% of FP17s for the same patient ID Re-attending between 3 & 9 months - Children	1,164	1,974	59.0%	55.3%	58.0%
% of FP17s for the same patient ID Re-attending between 3 & 9 months - Adults	47	77	61.0%	52.4%	53.7%
% of FP17s for Band 1 Urgent Courses	58	2,015	2.9%	9.2%	8.9%
% of FP17s Relating to Free Repair or Replacements	0	2,015	0.0%	0.7%	0.7%
% of FP17s Relating to Continuations	1	2,015	0.0%	1.1%	0.9%
% of Patients satisfied with the dentistry they have received	3	3	N/A	94.3%	93.9%
% of Patients satisfied with the time they had to wait for an appointment	3	3	N/A	89.5%	88.4%

* This is based on patients treated on this contract for their most recent course of treatment. Figures in italics indicate the base number of FP17s or Patient Questionnaire responses are less than 100. N/A is shown where the base number of responses is less than 10 during the period. % is calculated as Quantity/Base number*100

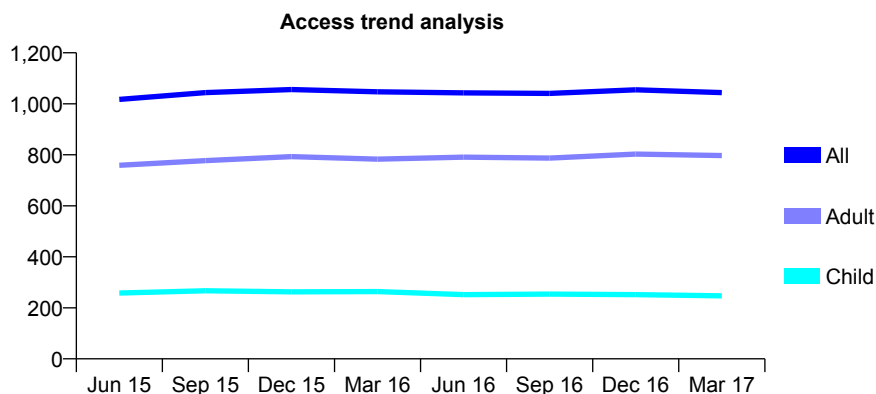
7A4 - Vital Signs At a Glance Contract Report for 108200/0002 - Year end March 2017

Name or company name	Cardiff & Vale University Health Board
Contract type name	PDS Contract
Purpose of contract	General
Contract start date	01/04/2006
Contract end date	

16/17 Contracted general activity (UDA)	2,192
Carry forward general activity (UDA)	0
16/17 Contracted orthodontic activity (UOA)	0
Carry forward orthodontic activity (UOA)	0
Baseline contract value	£52,633.24

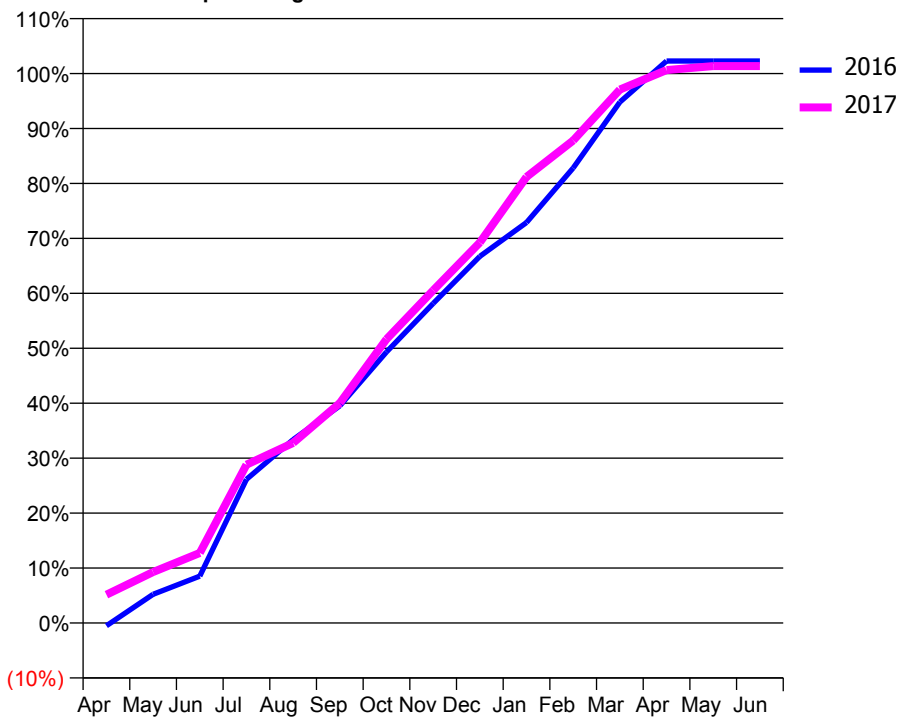
ACCESS*

Patients seen in 24 months	Total	Change since previous quarter
Quarter ending March 2016	1,047	
Quarter ending June 2016	1,043	→
Quarter ending September 2016	1,041	→
Quarter ending December 2016	1,055	→
Quarter ending March 2017	1,044	↓
Variance since March 2016	(0.3%)	→



ACTIVITY

Cumulative percentage of contracted UDA delivered 2016 & 2017



Month	Adjusted Scheduled Activity (UDA)	
	2016	2017
April	-11	113
May	115	203
June	187	280
July	573	632
August	732	718
September	866	877
October	1,081	1,132
November	1,275	1,327
December	1,463	1,518
January	1,597	1,779
February	1,815	1,925
March	2,078	2,128
April	2,242	2,206
May	2,242	2,222
June	2,242	2,222

QUALITY

	Quantity	Base Number	Contract	LHB	Wales
% of FP17s for the same patient ID Re-attending within 3 months - Children	15	329	4.6%	9.1%	11.3%
% of FP17s for the same patient ID Re-attending within 3 months - Adults	93	908	10.2%	16.4%	16.7%
% of FP17s for the same patient ID Re-attending between 3 & 9 months - Children	167	329	50.8%	55.3%	58.0%
% of FP17s for the same patient ID Re-attending between 3 & 9 months - Adults	335	908	36.9%	52.4%	53.7%
% of FP17s for Band 1 Urgent Courses	118	1,202	9.8%	9.2%	8.9%
% of FP17s Relating to Free Repair or Replacements	0	1,202	0.0%	0.7%	0.7%
% of FP17s Relating to Continuations	3	1,202	0.2%	1.1%	0.9%
% of Patients satisfied with the dentistry they have received	4	4	N/A	94.3%	93.9%
% of Patients satisfied with the time they had to wait for an appointment	2	4	N/A	89.5%	88.4%

* This is based on patients treated on this contract for their most recent course of treatment. Figures in italics indicate the base number of FP17s or Patient Questionnaire responses are less than 100. N/A is shown where the base number of responses is less than 10 during the period. % is calculated as Quantity/Base number*100

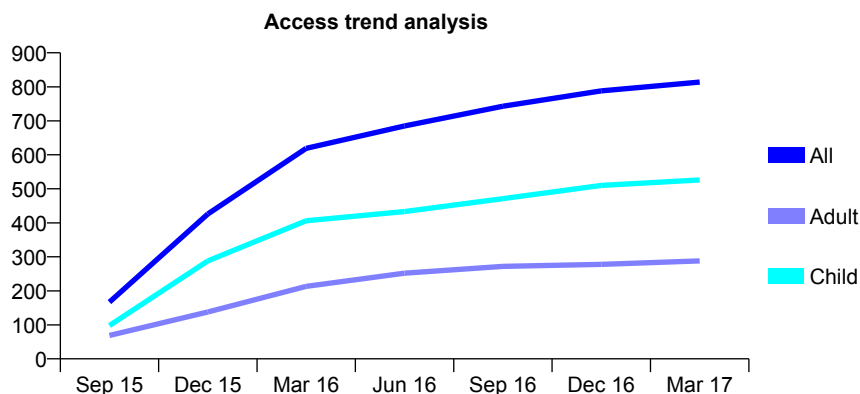
7A4 - Vital Signs At a Glance Contract Report for 112615/0001 - Year end March 2017

Name or company name	Moorcastle Ltd
Contract type name	GDS Contract
Purpose of contract	General
Contract start date	01/08/2015
Contract end date	

16/17 Contracted general activity (UDA)	2,144
Carry forward general activity (UDA)	-65
16/17 Contracted orthodontic activity (UOA)	0
Carry forward orthodontic activity (UOA)	0
Baseline contract value	£52,452.25

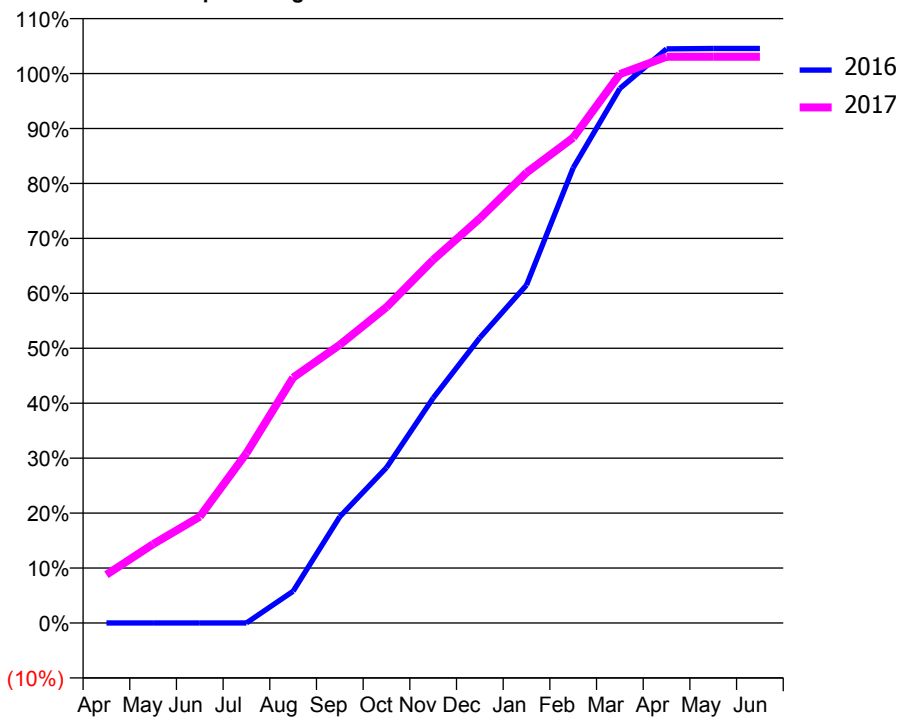
ACCESS*

Patients seen in 24 months	Total	Change since previous quarter
Quarter ending March 2016	619	
Quarter ending June 2016	685	↑
Quarter ending September 2016	743	↑
Quarter ending December 2016	788	↑
Quarter ending March 2017	814	↑
Variance since March 2016	31.5%	↑



ACTIVITY

Cumulative percentage of contracted UDA delivered 2016 & 2017



Adjusted Scheduled Activity (UDA)

Month	2016	2017
April	0	189
May	0	308
June	0	415
July	0	663
August	83	958
September	277	1,086
October	404	1,232
November	585	1,417
December	742	1,579
January	879	1,757
February	1,184	1,894
March	1,390	2,142
April	1,493	2,209
May	1,494	2,209
June	1,494	2,209

QUALITY

	Quantity	Base Number	Contract	LHB	Wales
% of FP17s for the same patient ID Re-attending within 3 months - Children	53	881	6.0%	9.1%	11.3%
% of FP17s for the same patient ID Re-attending within 3 months - Adults	58	428	13.6%	16.4%	16.7%
% of FP17s for the same patient ID Re-attending between 3 & 9 months - Children	567	881	64.4%	55.3%	58.0%
% of FP17s for the same patient ID Re-attending between 3 & 9 months - Adults	256	428	59.8%	52.4%	53.7%
% of FP17s for Band 1 Urgent Courses	57	1,291	4.4%	9.2%	8.9%
% of FP17s Relating to Free Repair or Replacements	1	1,291	0.1%	0.7%	0.7%
% of FP17s Relating to Continuations	2	1,291	0.2%	1.1%	0.9%
% of Patients satisfied with the dentistry they have received	2	2	N/A	94.3%	93.9%
% of Patients satisfied with the time they had to wait for an appointment	2	2	N/A	89.5%	88.4%

* This is based on patients treated on this contract for their most recent course of treatment. Figures in italics indicate the base number of FP17s or Patient Questionnaire responses are less than 100. N/A is shown where the base number of responses is less than 10 during the period. % is calculated as Quantity/Base number*100

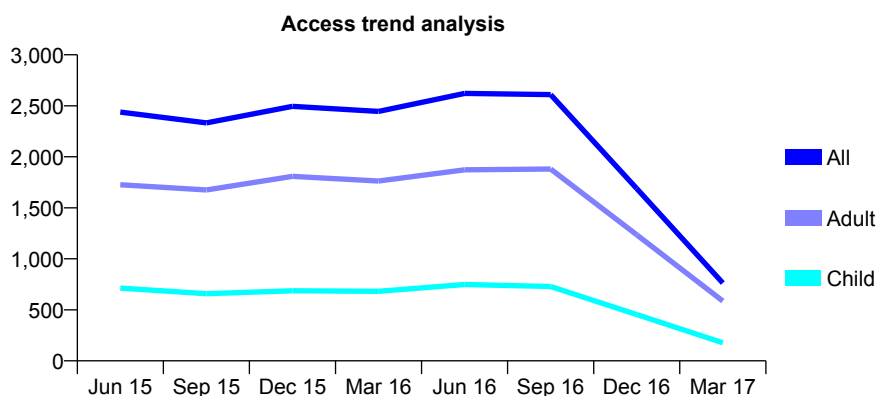
7A4 - Vital Signs At a Glance Contract Report for 114332/0001 - Year end March 2017

Name or company name	EM Roberts Ltd
Contract type name	GDS Contract
Purpose of contract	General
Contract start date	01/04/2014
Contract end date	31/08/2016

16/17 Contracted general activity (UDA)	4,072
Carry forward general activity (UDA)	-42
16/17 Contracted orthodontic activity (UOA)	0
Carry forward orthodontic activity (UOA)	0
Baseline contract value	£83,712.01

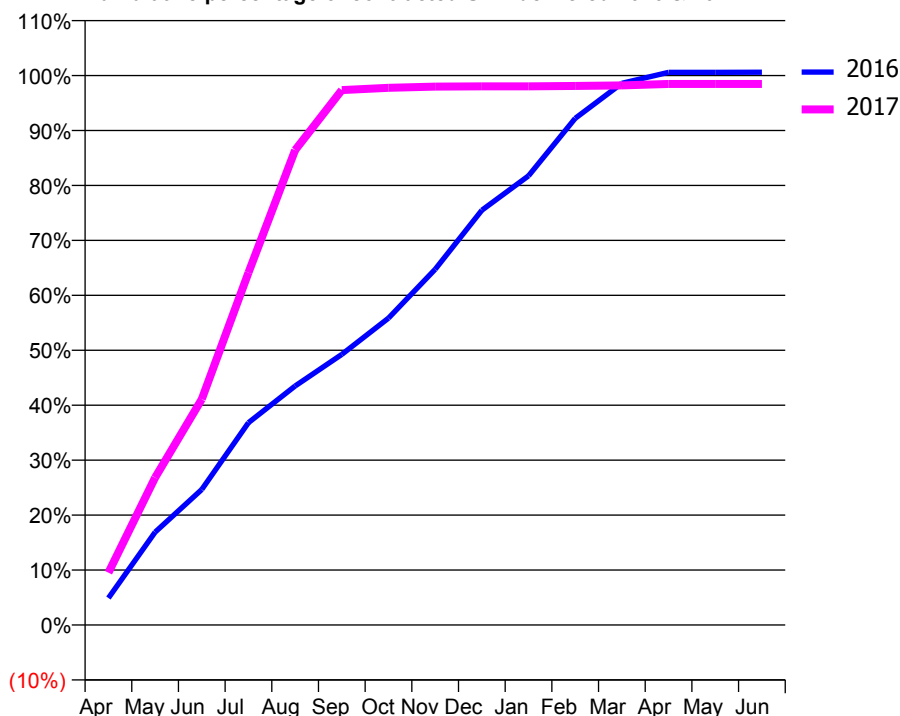
ACCESS*

Patients seen in 24 months	Total	Change since previous quarter
Quarter ending March 2016	2,445	
Quarter ending June 2016	2,621	↑
Quarter ending September 2016	2,610	→
Quarter ending December 2016	1,690	↓
Quarter ending March 2017	763	↓
Variance since March 2016	(68.8%)	↓



ACTIVITY

Cumulative percentage of contracted UDA delivered 2016 & 2017



Month	Adjusted Scheduled Activity (UDA)	
	2016	2017
April	342	388
May	1,180	1,093
June	1,722	1,674
July	2,570	2,611
August	3,037	3,519
September	3,438	3,964
October	3,898	3,980
November	4,518	3,989
December	5,268	3,991
January	5,705	3,991
February	6,436	3,994
March	6,881	3,998
April	7,021	4,009
May	7,021	4,009
June	7,022	4,009

QUALITY

	Quantity	Base Number	Contract	LHB	Wales
% of FP17s for the same patient ID Re-attending within 3 months - Children	19	589	3.2%	9.1%	11.3%
% of FP17s for the same patient ID Re-attending within 3 months - Adults	169	1,557	10.9%	16.4%	16.7%
% of FP17s for the same patient ID Re-attending between 3 & 9 months - Children	328	589	55.7%	55.3%	58.0%
% of FP17s for the same patient ID Re-attending between 3 & 9 months - Adults	826	1,557	53.1%	52.4%	53.7%
% of FP17s for Band 1 Urgent Courses	132	2,063	6.4%	9.2%	8.9%
% of FP17s Relating to Free Repair or Replacements	11	2,063	0.5%	0.7%	0.7%
% of FP17s Relating to Continuations	7	2,063	0.3%	1.1%	0.9%
% of Patients satisfied with the dentistry they have received	9	10	90.0%	94.3%	93.9%
% of Patients satisfied with the time they had to wait for an appointment	9	10	90.0%	89.5%	88.4%

* This is based on patients treated on this contract for their most recent course of treatment. Figures in italics indicate the base number of FP17s or Patient Questionnaire responses are less than 100. N/A is shown where the base number of responses is less than 10 during the period. % is calculated as Quantity/Base number*100

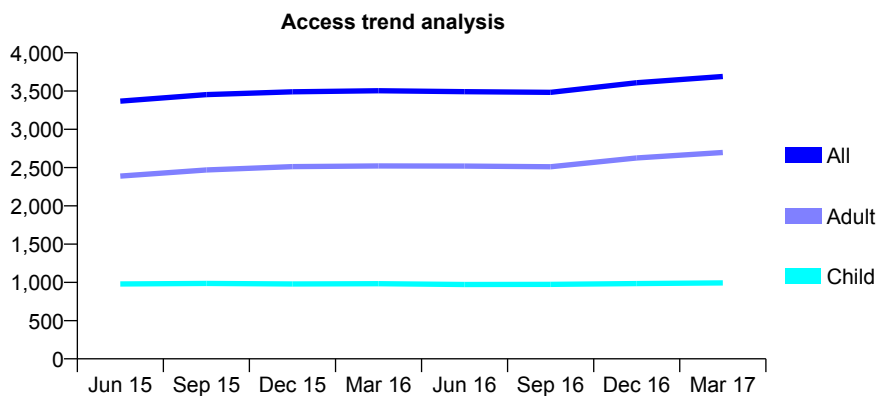
7A4 - Vital Signs At a Glance Contract Report for 114685/0001 - Year end March 2017

Name or company name	Wilton House Services Ltd
Contract type name	GDS Contract
Purpose of contract	General
Contract start date	01/10/2009
Contract end date	

16/17 Contracted general activity (UDA)	13,500
Carry forward general activity (UDA)	0
16/17 Contracted orthodontic activity (UOA)	0
Carry forward orthodontic activity (UOA)	0
Baseline contract value	£327,579.35

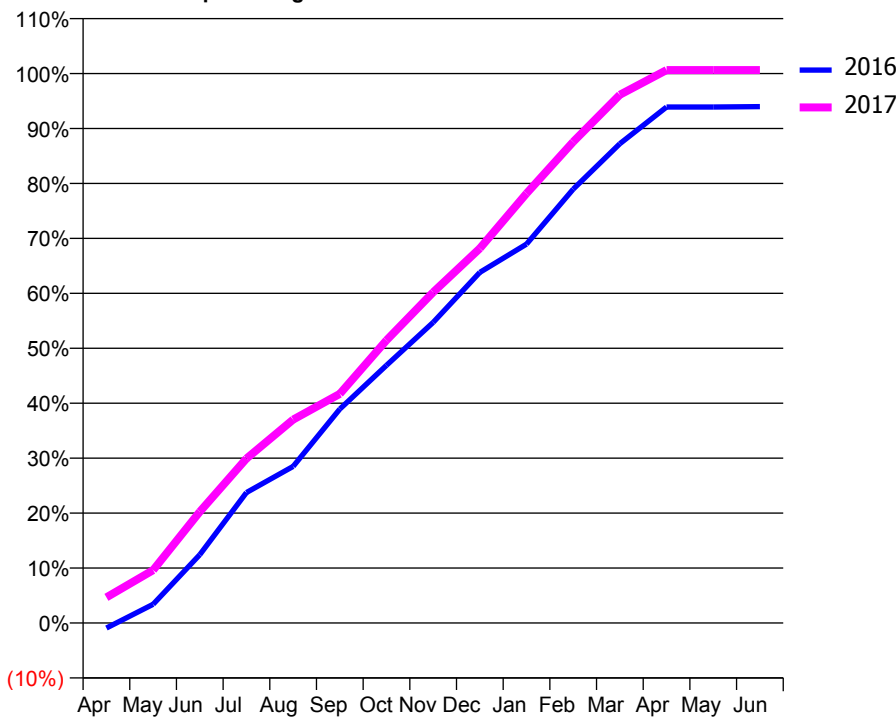
ACCESS*

Patients seen in 24 months	Total	Change since previous quarter
Quarter ending March 2016	3,505	
Quarter ending June 2016	3,492	→
Quarter ending September 2016	3,484	→
Quarter ending December 2016	3,609	↑
Quarter ending March 2017	3,690	↑
Variance since March 2016	5.3%	↑



ACTIVITY

Cumulative percentage of contracted UDA delivered 2016 & 2017



Month	Adjusted Scheduled Activity (UDA)	
	2016	2017
April	-127	631
May	459	1,300
June	1,678	2,733
July	3,204	4,041
August	3,849	4,998
September	5,256	5,630
October	6,329	6,947
November	7,387	8,128
December	8,615	9,203
January	9,309	10,554
February	10,660	11,821
March	11,777	12,978
April	12,678	13,585
May	12,678	13,585
June	12,686	13,585

QUALITY

	Quantity	Base Number	Contract	LHB	Wales
% of FP17s for the same patient ID Re-attending within 3 months - Children	104	1,749	5.9%	9.1%	11.3%
% of FP17s for the same patient ID Re-attending within 3 months - Adults	959	4,928	19.5%	16.4%	16.7%
% of FP17s for the same patient ID Re-attending between 3 & 9 months - Children	1,279	1,749	73.1%	55.3%	58.0%
% of FP17s for the same patient ID Re-attending between 3 & 9 months - Adults	3,039	4,928	61.7%	52.4%	53.7%
% of FP17s for Band 1 Urgent Courses	538	6,629	8.1%	9.2%	8.9%
% of FP17s Relating to Free Repair or Replacements	100	6,629	1.5%	0.7%	0.7%
% of FP17s Relating to Continuations	96	6,629	1.4%	1.1%	0.9%
% of Patients satisfied with the dentistry they have received	35	36	97.2%	94.3%	93.9%
% of Patients satisfied with the time they had to wait for an appointment	36	36	100.0%	89.5%	88.4%

* This is based on patients treated on this contract for their most recent course of treatment. Figures in italics indicate the base number of FP17s or Patient Questionnaire responses are less than 100. N/A is shown where the base number of responses is less than 10 during the period. % is calculated as Quantity/Base number*100

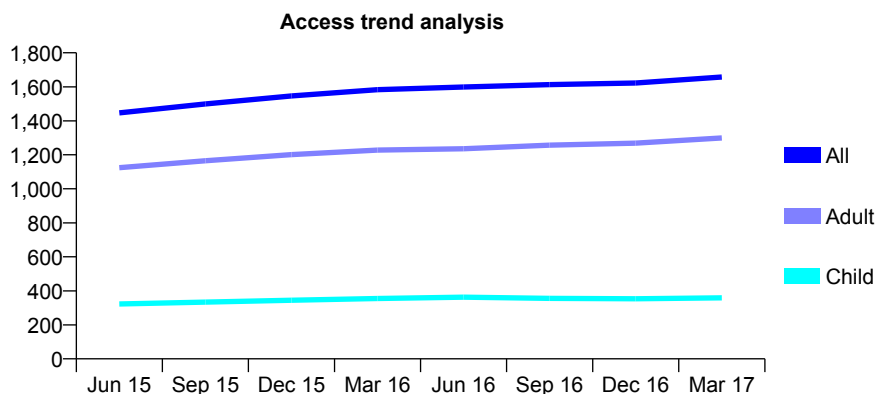
7A4 - Vital Signs At a Glance Contract Report for 121304/0001 - Year end March 2017

Name or company name	Penarth Dental Healthcare Ltd
Contract type name	GDS Contract
Purpose of contract	General
Contract start date	01/04/2014
Contract end date	

16/17 Contracted general activity (UDA)	5,867
Carry forward general activity (UDA)	143
16/17 Contracted orthodontic activity (UOA)	0
Carry forward orthodontic activity (UOA)	0
Baseline contract value	£162,601.33

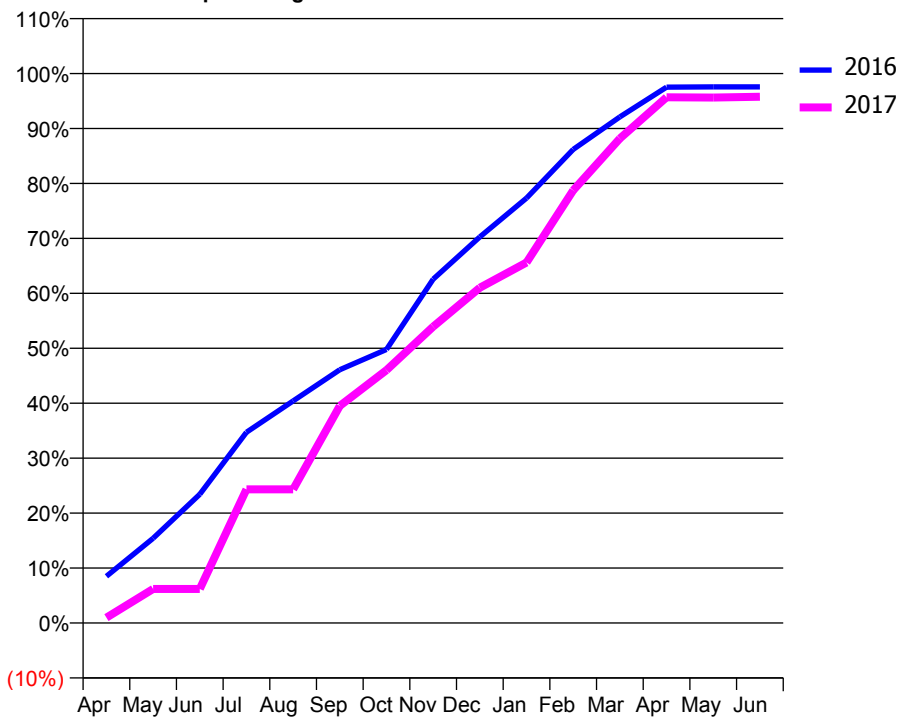
ACCESS*

Patients seen in 24 months	Total	Change since previous quarter
Quarter ending March 2016	1,583	
Quarter ending June 2016	1,599	→
Quarter ending September 2016	1,613	→
Quarter ending December 2016	1,622	→
Quarter ending March 2017	1,658	↑
Variance since March 2016	4.7%	↑



ACTIVITY

Cumulative percentage of contracted UDA delivered 2016 & 2017



Month	Adjusted Scheduled Activity (UDA)	
	2016	2017
April	500	57
May	904	363
June	1,374	363
July	2,036	1,427
August	2,371	1,427
September	2,705	2,319
October	2,920	2,700
November	3,671	3,164
December	4,122	3,580
January	4,537	3,849
February	5,056	4,619
March	5,404	5,173
April	5,721	5,612
May	5,724	5,610
June	5,724	5,618

QUALITY

	Quantity	Base Number	Contract	LHB	Wales
% of FP17s for the same patient ID Re-attending within 3 months - Children	14	402	3.5%	9.1%	11.3%
% of FP17s for the same patient ID Re-attending within 3 months - Adults	318	2,291	13.9%	16.4%	16.7%
% of FP17s for the same patient ID Re-attending between 3 & 9 months - Children	134	402	33.3%	55.3%	58.0%
% of FP17s for the same patient ID Re-attending between 3 & 9 months - Adults	1,449	2,291	63.2%	52.4%	53.7%
% of FP17s for Band 1 Urgent Courses	52	2,742	1.9%	9.2%	8.9%
% of FP17s Relating to Free Repair or Replacements	14	2,742	0.5%	0.7%	0.7%
% of FP17s Relating to Continuations	12	2,742	0.4%	1.1%	0.9%
% of Patients satisfied with the dentistry they have received	11	12	91.7%	94.3%	93.9%
% of Patients satisfied with the time they had to wait for an appointment	12	12	100.0%	89.5%	88.4%

* This is based on patients treated on this contract for their most recent course of treatment. Figures in italics indicate the base number of FP17s or Patient Questionnaire responses are less than 100. N/A is shown where the base number of responses is less than 10 during the period. % is calculated as Quantity/Base number*100

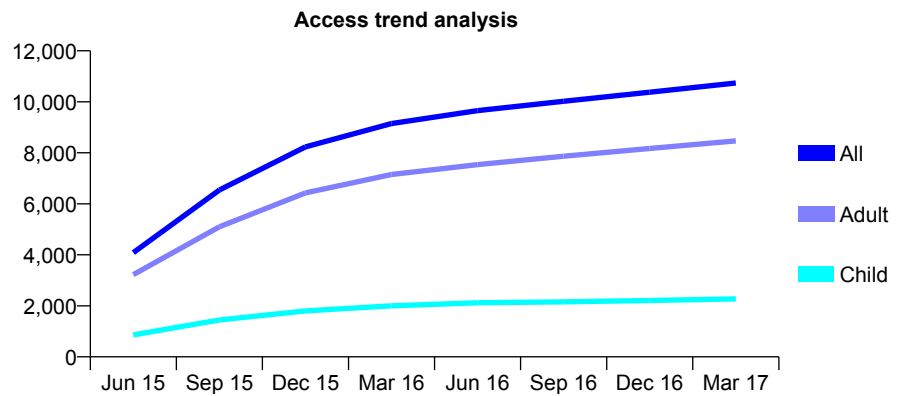
7A4 - Vital Signs At a Glance Contract Report for 122912/0003 - Year end March 2017

Name or company name	CLIFTON DENTAL CARE LTD
Contract type name	GDS Contract
Purpose of contract	General
Contract start date	01/01/2014
Contract end date	

16/17 Contracted general activity (UDA)	40,358
Carry forward general activity (UDA)	1,333
16/17 Contracted orthodontic activity (UOA)	0
Carry forward orthodontic activity (UOA)	0
Baseline contract value	£977,272.13

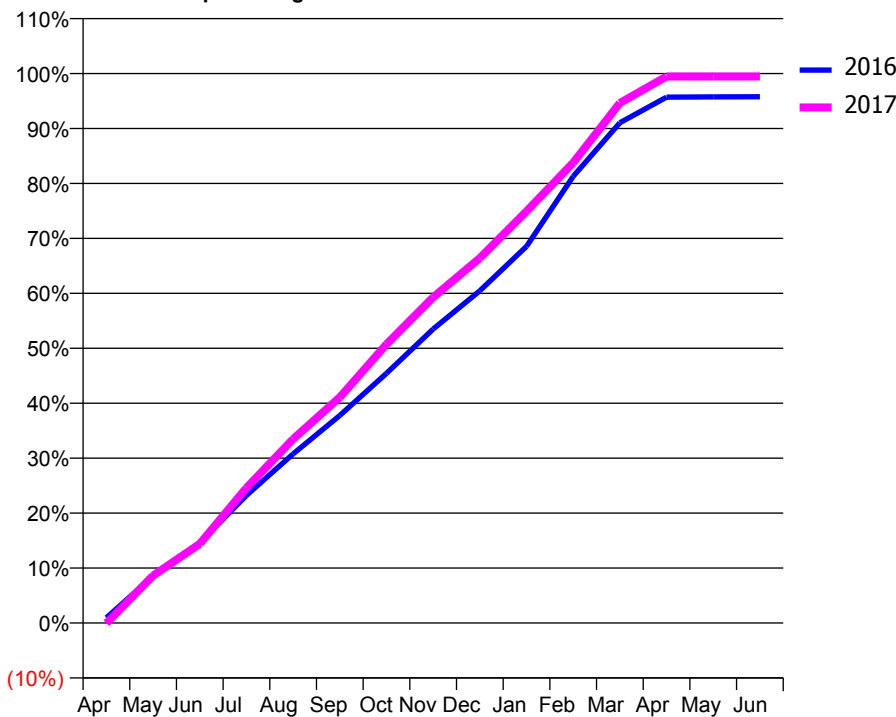
ACCESS*

Patients seen in 24 months	Total	Change since previous quarter
Quarter ending March 2016	9,147	
Quarter ending June 2016	9,655	↑
Quarter ending September 2016	10,022	↑
Quarter ending December 2016	10,375	↑
Quarter ending March 2017	10,736	↑
Variance since March 2016	17.4%	↑



ACTIVITY

Cumulative percentage of contracted UDA delivered 2016 & 2017



Month	Adjusted Scheduled Activity (UDA)	
	2016	2017
April	389	-23
May	3,456	3,486
June	5,888	5,817
July	9,376	9,924
August	12,423	13,509
September	15,246	16,577
October	18,335	20,472
November	21,586	23,925
December	24,397	26,805
January	27,661	30,241
February	32,801	33,802
March	36,741	38,194
April	38,624	40,137
May	38,645	40,139
June	38,648	40,143

QUALITY

	Quantity	Base Number	Contract	LHB	Wales
% of FP17s for the same patient ID Re-attending within 3 months - Children	293	3,567	8.2%	9.1%	11.3%
% of FP17s for the same patient ID Re-attending within 3 months - Adults	2,039	13,125	15.5%	16.4%	16.7%
% of FP17s for the same patient ID Re-attending between 3 & 9 months - Children	2,118	3,567	59.4%	55.3%	58.0%
% of FP17s for the same patient ID Re-attending between 3 & 9 months - Adults	7,507	13,125	57.2%	52.4%	53.7%
% of FP17s for Band 1 Urgent Courses	1,269	16,546	7.7%	9.2%	8.9%
% of FP17s Relating to Free Repair or Replacements	60	16,546	0.4%	0.7%	0.7%
% of FP17s Relating to Continuations	386	16,546	2.3%	1.1%	0.9%
% of Patients satisfied with the dentistry they have received	44	47	93.6%	94.3%	93.9%
% of Patients satisfied with the time they had to wait for an appointment	43	47	91.5%	89.5%	88.4%

* This is based on patients treated on this contract for their most recent course of treatment. Figures in italics indicate the base number of FP17s or Patient Questionnaire responses are less than 100. N/A is shown where the base number of responses is less than 10 during the period. % is calculated as Quantity/Base number*100

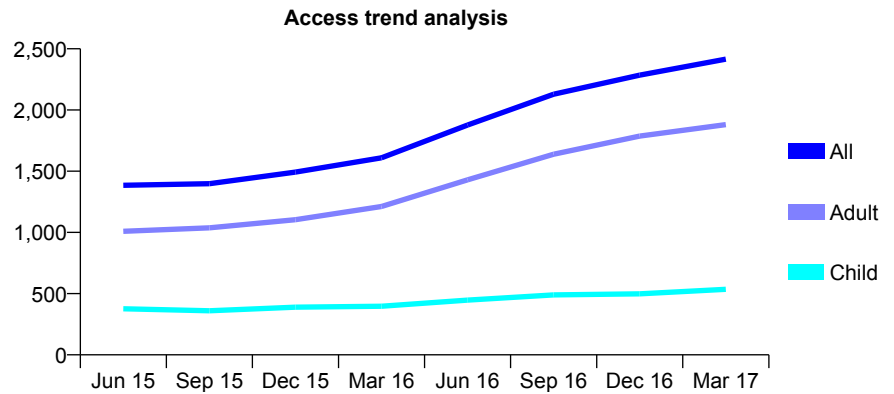
7A4 - Vital Signs At a Glance Contract Report for 127981/0001 - Year end March 2017

Name or company name	Blakeridge Limited
Contract type name	GDS Contract
Purpose of contract	General and Orthodontic
Contract start date	01/09/2012
Contract end date	

16/17 Contracted general activity (UDA)	7,839
Carry forward general activity (UDA)	0
16/17 Contracted orthodontic activity (UOA)	106
Carry forward orthodontic activity (UOA)	-5
Baseline contract value	£157,823.37

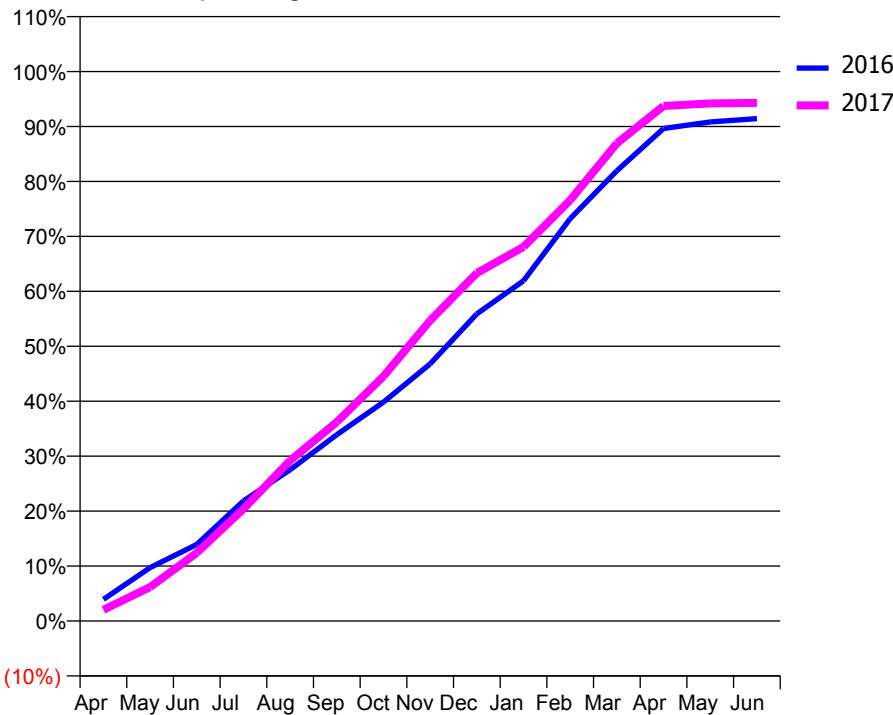
ACCESS*

Patients seen in 24 months	Total	Change since previous quarter
Quarter ending March 2016	1,609	
Quarter ending June 2016	1,877	↑
Quarter ending September 2016	2,129	↑
Quarter ending December 2016	2,285	↑
Quarter ending March 2017	2,416	↑
Variance since March 2016	50.2%	↑



ACTIVITY

Cumulative percentage of contracted UDA delivered 2016 & 2017



Month	Adjusted Scheduled Activity (UDA)	
	2016	2017
April	219	160
May	541	485
June	777	974
July	1,217	1,598
August	1,533	2,290
September	1,889	2,839
October	2,219	3,492
November	2,606	4,286
December	3,113	4,963
January	3,449	5,337
February	4,079	6,005
March	4,564	6,816
April	4,993	7,348
May	5,059	7,383
June	5,092	7,391

QUALITY

	Quantity	Base Number	Contract	LHB	Wales
% of FP17s for the same patient ID Re-attending within 3 months - Children	68	779	8.7%	9.1%	11.3%
% of FP17s for the same patient ID Re-attending within 3 months - Adults	371	2,722	13.6%	16.4%	16.7%
% of FP17s for the same patient ID Re-attending between 3 & 9 months - Children	359	779	46.1%	55.3%	58.0%
% of FP17s for the same patient ID Re-attending between 3 & 9 months - Adults	1,206	2,722	44.3%	52.4%	53.7%
% of FP17s for Band 1 Urgent Courses	319	3,554	9.0%	9.2%	8.9%
% of FP17s Relating to Free Repair or Replacements	22	3,554	0.6%	0.7%	0.7%
% of FP17s Relating to Continuations	46	3,554	1.3%	1.1%	0.9%
% of Patients satisfied with the dentistry they have received	16	18	88.9%	94.3%	93.9%
% of Patients satisfied with the time they had to wait for an appointment	17	18	94.4%	89.5%	88.4%

* This is based on patients treated on this contract for their most recent course of treatment. Figures in italics indicate the base number of FP17s or Patient Questionnaire responses are less than 100. N/A is shown where the base number of responses is less than 10 during the period. % is calculated as Quantity/Base number*100

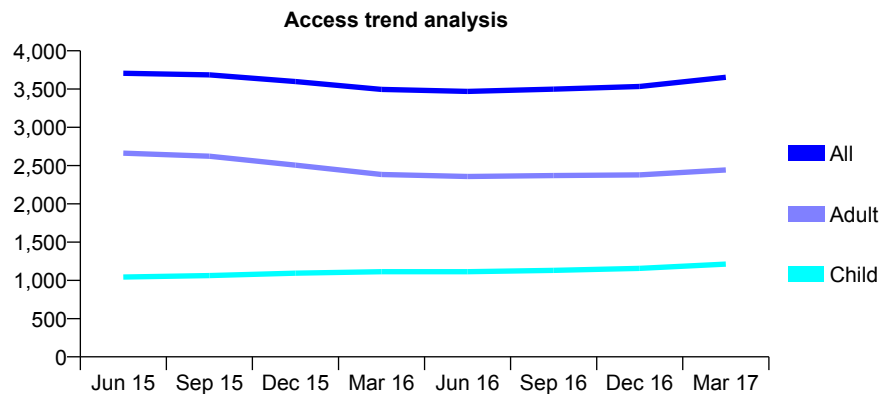
7A4 - Vital Signs At a Glance Contract Report for 129860/0001 - Year end March 2017

Name or company name	Oral Health Solutions Ltd
Contract type name	GDS Contract
Purpose of contract	General
Contract start date	01/09/2010
Contract end date	

16/17 Contracted general activity (UDA)	11,982
Carry forward general activity (UDA)	526
16/17 Contracted orthodontic activity (UOA)	0
Carry forward orthodontic activity (UOA)	0
Baseline contract value	£291,025.56

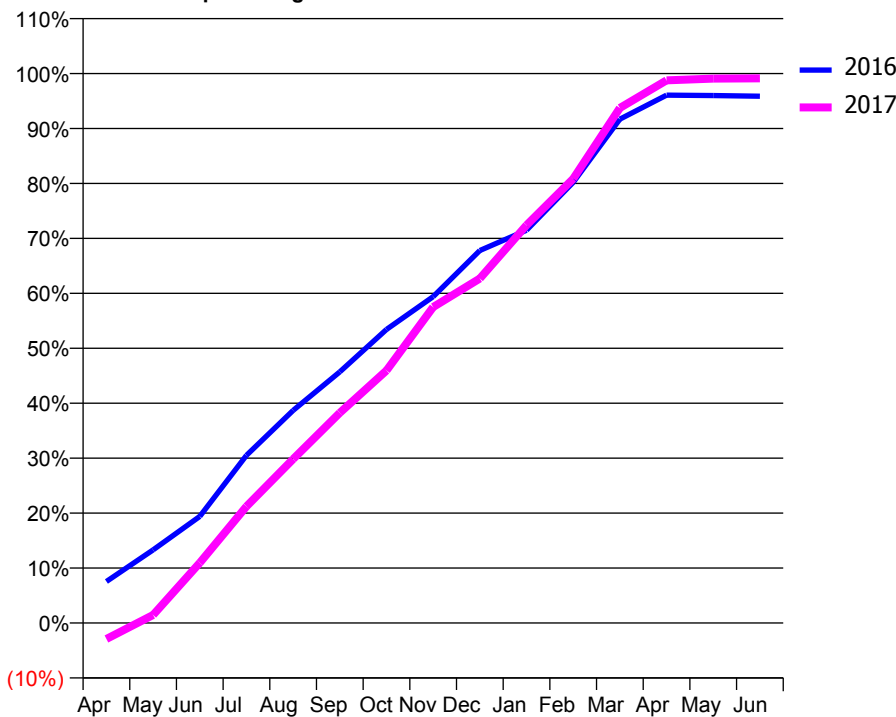
ACCESS*

Patients seen in 24 months	Total	Change since previous quarter
Quarter ending March 2016	3,495	
Quarter ending June 2016	3,470	→
Quarter ending September 2016	3,499	→
Quarter ending December 2016	3,534	→
Quarter ending March 2017	3,654	↑
Variance since March 2016	4.5%	↑



ACTIVITY

Cumulative percentage of contracted UDA delivered 2016 & 2017



Month	Adjusted Scheduled Activity (UDA)	
	2016	2017
April	964	-351
May	1,696	177
June	2,471	1,313
July	3,888	2,543
August	4,930	3,575
September	5,823	4,583
October	6,806	5,504
November	7,568	6,889
December	8,635	7,512
January	9,106	8,676
February	10,217	9,686
March	11,683	11,230
April	12,237	11,833
May	12,229	11,870
June	12,214	11,877

QUALITY

	Quantity	Base Number	Contract	LHB	Wales
% of FP17s for the same patient ID Re-attending within 3 months - Children	157	1,812	8.7%	9.1%	11.3%
% of FP17s for the same patient ID Re-attending within 3 months - Adults	674	3,630	18.6%	16.4%	16.7%
% of FP17s for the same patient ID Re-attending between 3 & 9 months - Children	1,025	1,812	56.6%	55.3%	58.0%
% of FP17s for the same patient ID Re-attending between 3 & 9 months - Adults	1,932	3,630	53.2%	52.4%	53.7%
% of FP17s for Band 1 Urgent Courses	593	5,486	10.8%	9.2%	8.9%
% of FP17s Relating to Free Repair or Replacements	74	5,486	1.3%	0.7%	0.7%
% of FP17s Relating to Continuations	24	5,486	0.4%	1.1%	0.9%
% of Patients satisfied with the dentistry they have received	12	12	100.0%	94.3%	93.9%
% of Patients satisfied with the time they had to wait for an appointment	11	12	91.7%	89.5%	88.4%

* This is based on patients treated on this contract for their most recent course of treatment. Figures in italics indicate the base number of FP17s or Patient Questionnaire responses are less than 100. N/A is shown where the base number of responses is less than 10 during the period. % is calculated as Quantity/Base number*100

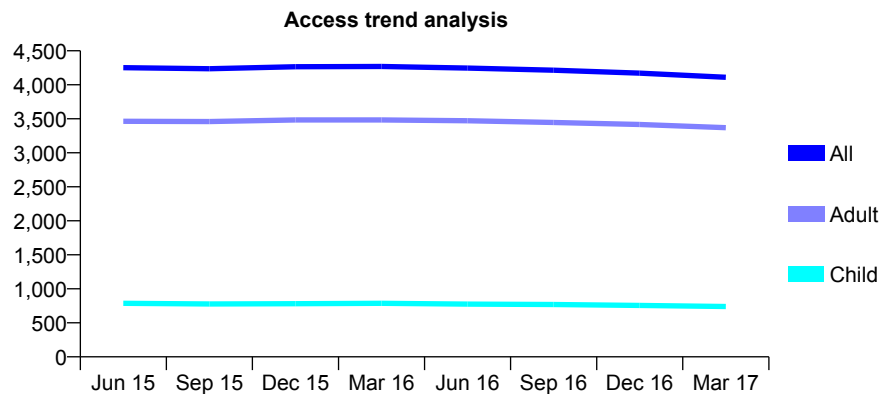
7A4 - Vital Signs At a Glance Contract Report for 130494/0001 - Year end March 2017

Name or company name	G P O'Keeffe & J W Jones
Contract type name	GDS Contract
Purpose of contract	General
Contract start date	01/04/2011
Contract end date	

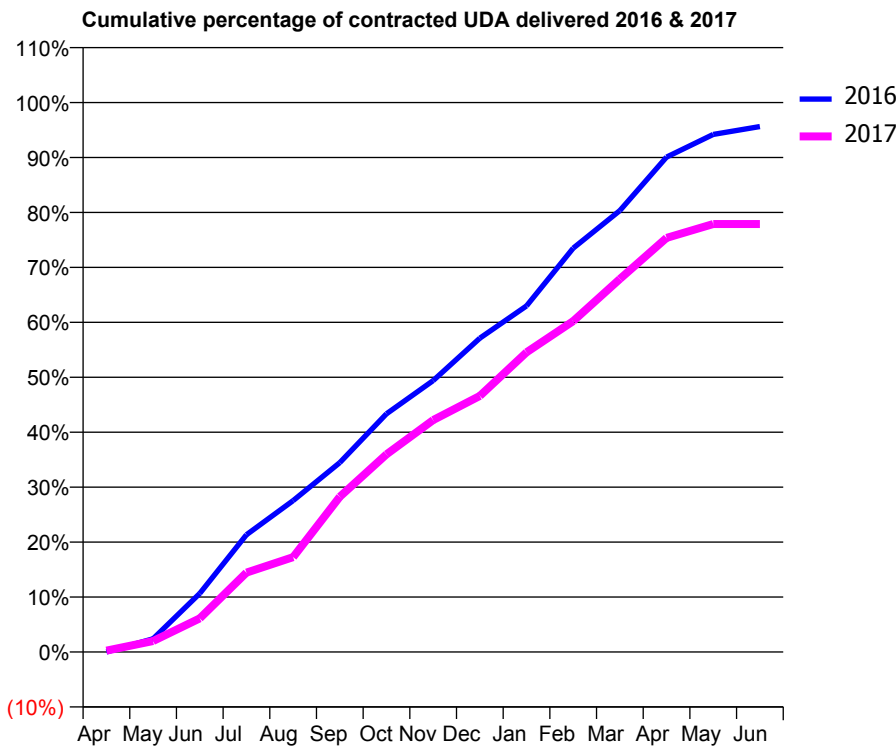
16/17 Contracted general activity (UDA)	12,839
Carry forward general activity (UDA)	0
16/17 Contracted orthodontic activity (UOA)	0
Carry forward orthodontic activity (UOA)	0
Baseline contract value	£323,366.82

ACCESS*

Patients seen in 24 months	Total	Change since previous quarter
Quarter ending March 2016	4,270	
Quarter ending June 2016	4,247	→
Quarter ending September 2016	4,215	→
Quarter ending December 2016	4,172	↓
Quarter ending March 2017	4,111	↓
Variance since March 2016	(3.7%)	↓



ACTIVITY



Month	Adjusted Scheduled Activity (UDA)	
	2016	2017
April	0	32
May	310	257
June	1,368	787
July	2,741	1,856
August	3,537	2,216
September	4,425	3,628
October	5,566	4,619
November	6,342	5,420
December	7,333	5,984
January	8,086	7,003
February	9,436	7,731
March	10,315	8,716
April	11,562	9,676
May	12,093	10,001
June	12,277	10,000

QUALITY

	Quantity	Base Number	Contract	LHB	Wales
% of FP17s for the same patient ID Re-attending within 3 months - Children	52	1,037	5.0%	9.1%	11.3%
% of FP17s for the same patient ID Re-attending within 3 months - Adults	866	5,128	16.9%	16.4%	16.7%
% of FP17s for the same patient ID Re-attending between 3 & 9 months - Children	686	1,037	66.2%	55.3%	58.0%
% of FP17s for the same patient ID Re-attending between 3 & 9 months - Adults	2,869	5,128	55.9%	52.4%	53.7%
% of FP17s for Band 1 Urgent Courses	804	5,930	13.6%	9.2%	8.9%
% of FP17s Relating to Free Repair or Replacements	33	5,930	0.6%	0.7%	0.7%
% of FP17s Relating to Continuations	6	5,930	0.1%	1.1%	0.9%
% of Patients satisfied with the dentistry they have received	37	39	94.9%	94.3%	93.9%
% of Patients satisfied with the time they had to wait for an appointment	33	39	84.6%	89.5%	88.4%

* This is based on patients treated on this contract for their most recent course of treatment. Figures in italics indicate the base number of FP17s or Patient Questionnaire responses are less than 100. N/A is shown where the base number of responses is less than 10 during the period. % is calculated as Quantity/Base number*100

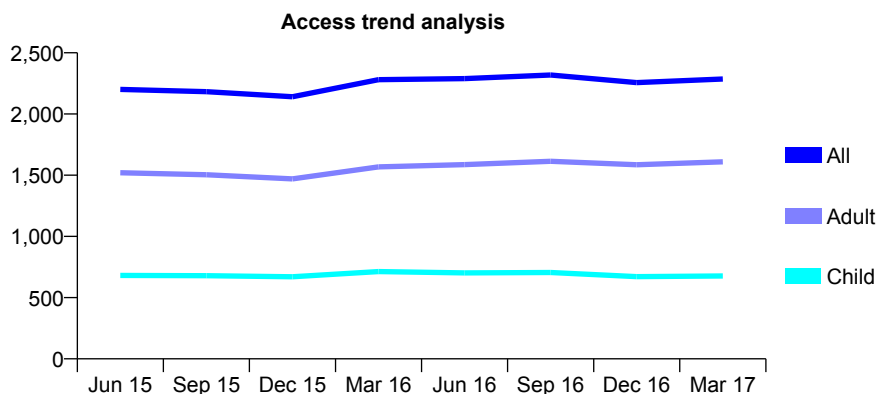
7A4 - Vital Signs At a Glance Contract Report for 136484/0001 - Year end March 2017

Name or company name	Cardiff Smile Centre Ltd
Contract type name	GDS Contract
Purpose of contract	General
Contract start date	01/04/2013
Contract end date	

16/17 Contracted general activity (UDA)	8,090
Carry forward general activity (UDA)	0
16/17 Contracted orthodontic activity (UOA)	0
Carry forward orthodontic activity (UOA)	0
Baseline contract value	£255,416.65

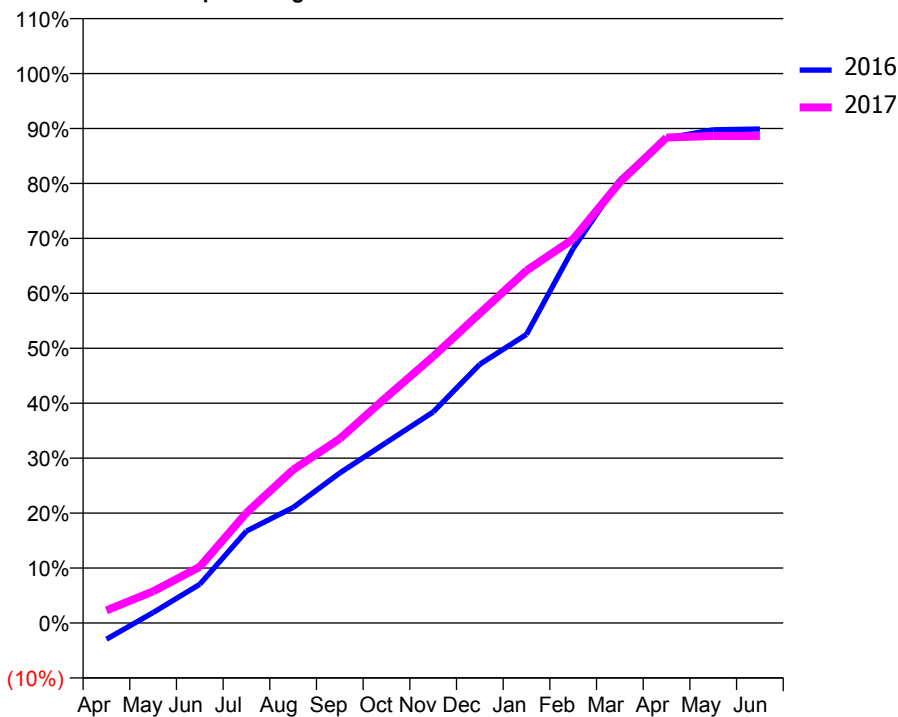
ACCESS*

Patients seen in 24 months	Total	Change since previous quarter
Quarter ending March 2016	2,281	
Quarter ending June 2016	2,289	→
Quarter ending September 2016	2,319	→
Quarter ending December 2016	2,257	↓
Quarter ending March 2017	2,286	→
Variance since March 2016	0.2%	→



ACTIVITY

Cumulative percentage of contracted UDA delivered 2016 & 2017



Adjusted Scheduled Activity (UDA)

Month	2016	2017
April	-241	186
May	155	467
June	571	827
July	1,353	1,623
August	1,701	2,257
September	2,210	2,713
October	2,659	3,327
November	3,107	3,924
December	3,809	4,560
January	4,249	5,189
February	5,515	5,653
March	6,524	6,489
April	7,139	7,147
May	7,261	7,171
June	7,273	7,171

QUALITY

	Quantity	Base Number	Contract	LHB	Wales
% of FP17s for the same patient ID Re-attending within 3 months - Children	51	769	6.6%	9.1%	11.3%
% of FP17s for the same patient ID Re-attending within 3 months - Adults	447	1,951	22.9%	16.4%	16.7%
% of FP17s for the same patient ID Re-attending between 3 & 9 months - Children	359	769	46.7%	55.3%	58.0%
% of FP17s for the same patient ID Re-attending between 3 & 9 months - Adults	764	1,951	39.2%	52.4%	53.7%
% of FP17s for Band 1 Urgent Courses	283	2,677	10.6%	9.2%	8.9%
% of FP17s Relating to Free Repair or Replacements	28	2,677	1.0%	0.7%	0.7%
% of FP17s Relating to Continuations	4	2,677	0.1%	1.1%	0.9%
% of Patients satisfied with the dentistry they have received	7	8	N/A	94.3%	93.9%
% of Patients satisfied with the time they had to wait for an appointment	6	8	N/A	89.5%	88.4%

* This is based on patients treated on this contract for their most recent course of treatment. Figures in italics indicate the base number of FP17s or Patient Questionnaire responses are less than 100. N/A is shown where the base number of responses is less than 10 during the period. % is calculated as Quantity/Base number*100

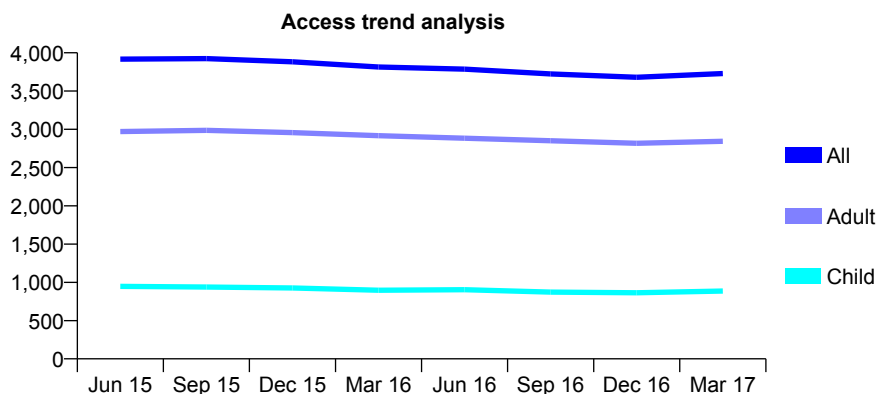
7A4 - Vital Signs At a Glance Contract Report for 140120/0001 - Year end March 2017

Name or company name	JRS Roll Practice Services Limited
Contract type name	GDS Contract
Purpose of contract	General
Contract start date	01/09/2011
Contract end date	

16/17 Contracted general activity (UDA)	11,075
Carry forward general activity (UDA)	-240
16/17 Contracted orthodontic activity (UOA)	0
Carry forward orthodontic activity (UOA)	0
Baseline contract value	£268,722.43

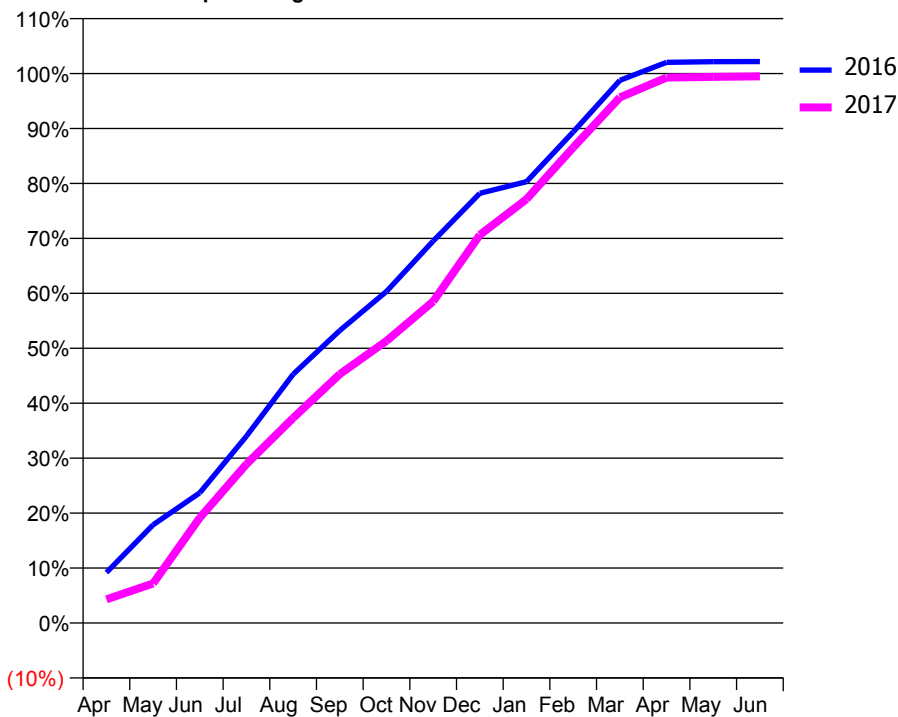
ACCESS*

Patients seen in 24 months	Total	Change since previous quarter
Quarter ending March 2016	3,814	
Quarter ending June 2016	3,787	→
Quarter ending September 2016	3,724	↓
Quarter ending December 2016	3,681	↓
Quarter ending March 2017	3,729	→
Variance since March 2016	(2.2%)	↓



ACTIVITY

Cumulative percentage of contracted UDA delivered 2016 & 2017



Adjusted Scheduled Activity (UDA)

Month	2016	2017
April	1,018	478
May	1,979	798
June	2,625	2,122
July	3,766	3,202
August	5,015	4,133
September	5,896	5,016
October	6,683	5,686
November	7,700	6,481
December	8,661	7,823
January	8,895	8,543
February	9,897	9,582
March	10,937	10,594
April	11,300	10,994
May	11,314	11,007
June	11,315	11,018

QUALITY

	Quantity	Base Number	Contract	LHB	Wales
% of FP17s for the same patient ID Re-attending within 3 months - Children	150	1,478	10.1%	9.1%	11.3%
% of FP17s for the same patient ID Re-attending within 3 months - Adults	928	4,836	19.2%	16.4%	16.7%
% of FP17s for the same patient ID Re-attending between 3 & 9 months - Children	829	1,478	56.1%	55.3%	58.0%
% of FP17s for the same patient ID Re-attending between 3 & 9 months - Adults	2,665	4,836	55.1%	52.4%	53.7%
% of FP17s for Band 1 Urgent Courses	470	6,291	7.5%	9.2%	8.9%
% of FP17s Relating to Free Repair or Replacements	13	6,291	0.2%	0.7%	0.7%
% of FP17s Relating to Continuations	42	6,291	0.7%	1.1%	0.9%
% of Patients satisfied with the dentistry they have received	15	16	93.8%	94.3%	93.9%
% of Patients satisfied with the time they had to wait for an appointment	15	16	93.8%	89.5%	88.4%

* This is based on patients treated on this contract for their most recent course of treatment. Figures in italics indicate the base number of FP17s or Patient Questionnaire responses are less than 100. N/A is shown where the base number of responses is less than 10 during the period. % is calculated as Quantity/Base number*100

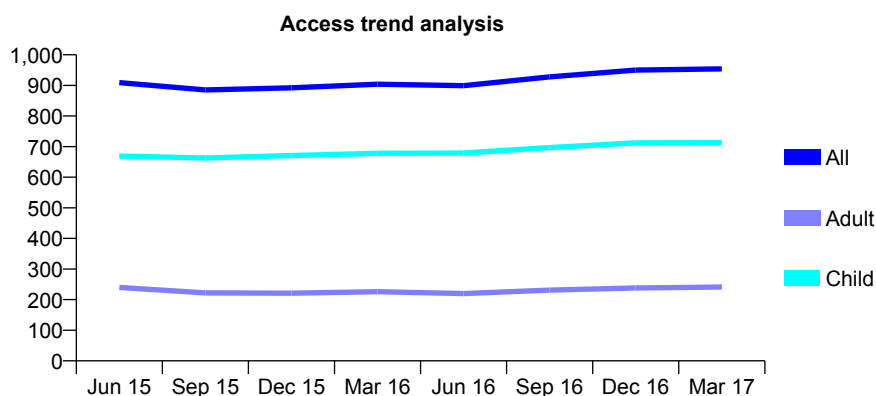
7A4 - Vital Signs At a Glance Contract Report for 140589/0001 - Year end March 2017

Name or company name	Cowbridge Dental Care Limited
Contract type name	GDS Contract
Purpose of contract	General
Contract start date	01/09/2011
Contract end date	

16/17 Contracted general activity (UDA)	1,999
Carry forward general activity (UDA)	-28
16/17 Contracted orthodontic activity (UOA)	0
Carry forward orthodontic activity (UOA)	0
Baseline contract value	£52,696.73

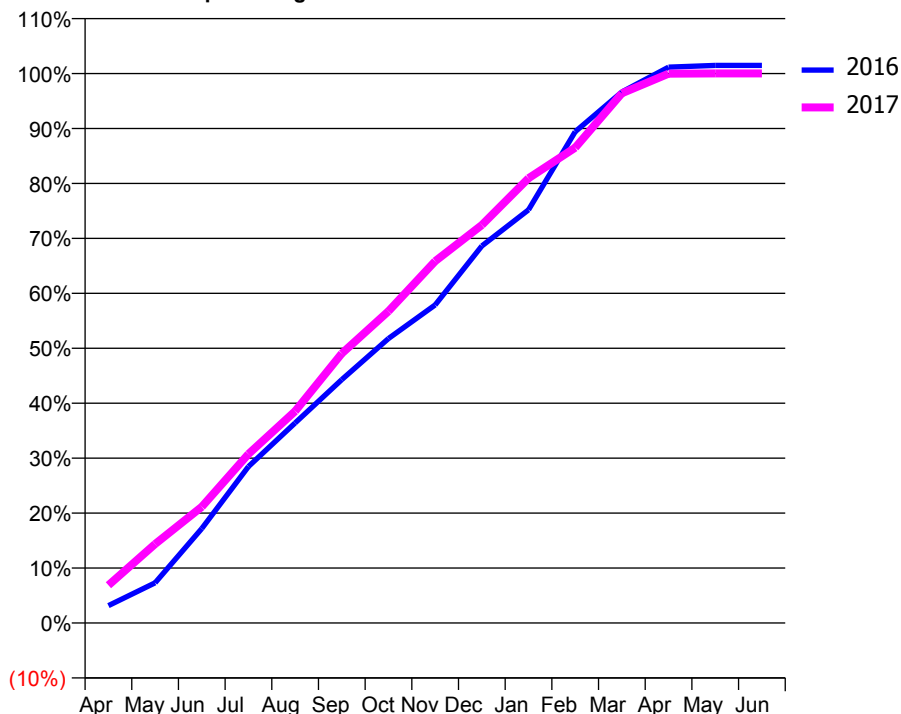
ACCESS*

Patients seen in 24 months	Total	Change since previous quarter
Quarter ending March 2016	904	
Quarter ending June 2016	899	→
Quarter ending September 2016	928	↑
Quarter ending December 2016	950	↑
Quarter ending March 2017	954	→
Variance since March 2016	5.5%	↑



ACTIVITY

Cumulative percentage of contracted UDA delivered 2016 & 2017



Month	Adjusted Scheduled Activity (UDA)	
	2016	2017
April	60	137
May	139	287
June	327	423
July	541	615
August	691	771
September	841	980
October	983	1,134
November	1,099	1,316
December	1,303	1,448
January	1,428	1,618
February	1,698	1,729
March	1,835	1,927
April	1,921	1,998
May	1,927	1,999
June	1,927	1,999

QUALITY

	Quantity	Base Number	Contract	LHB	Wales
% of FP17s for the same patient ID Re-attending within 3 months - Children	106	1,162	9.1%	9.1%	11.3%
% of FP17s for the same patient ID Re-attending within 3 months - Adults	40	264	15.2%	16.4%	16.7%
% of FP17s for the same patient ID Re-attending between 3 & 9 months - Children	687	1,162	59.1%	55.3%	58.0%
% of FP17s for the same patient ID Re-attending between 3 & 9 months - Adults	110	264	41.7%	52.4%	53.7%
% of FP17s for Band 1 Urgent Courses	101	1,411	7.2%	9.2%	8.9%
% of FP17s Relating to Free Repair or Replacements	3	1,411	0.2%	0.7%	0.7%
% of FP17s Relating to Continuations	2	1,411	0.1%	1.1%	0.9%
% of Patients satisfied with the dentistry they have received	3	3	N/A	94.3%	93.9%
% of Patients satisfied with the time they had to wait for an appointment	3	3	N/A	89.5%	88.4%

* This is based on patients treated on this contract for their most recent course of treatment. Figures in italics indicate the base number of FP17s or Patient Questionnaire responses are less than 100. N/A is shown where the base number of responses is less than 10 during the period. % is calculated as Quantity/Base number*100

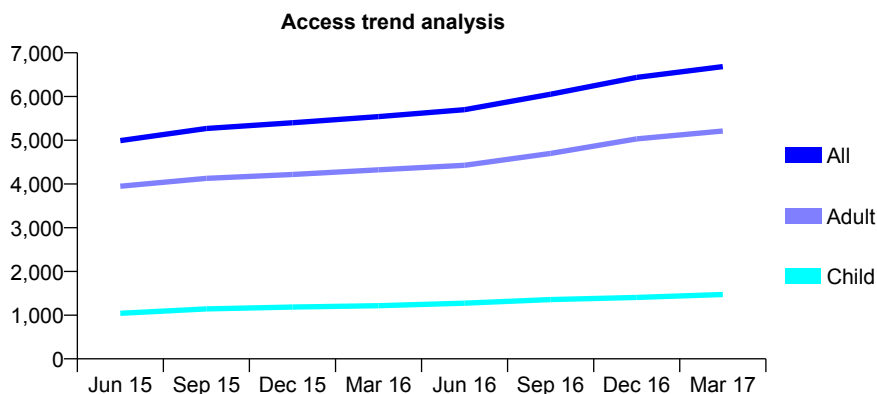
7A4 - Vital Signs At a Glance Contract Report for 140988/0001 - Year end March 2017

Name or company name	Robert Phillips & Timothy Phillips
Contract type name	GDS Contract
Purpose of contract	General
Contract start date	01/10/2010
Contract end date	

16/17 Contracted general activity (UDA)	19,832
Carry forward general activity (UDA)	-122
16/17 Contracted orthodontic activity (UOA)	0
Carry forward orthodontic activity (UOA)	0
Baseline contract value	£420,161.19

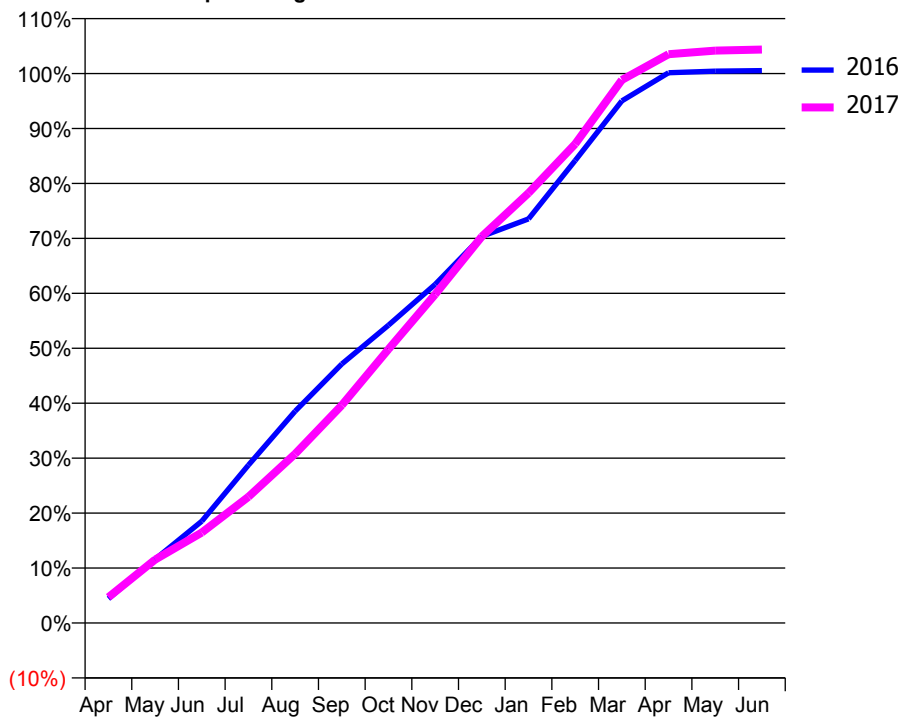
ACCESS*

Patients seen in 24 months	Total	Change since previous quarter
Quarter ending March 2016	5,539	
Quarter ending June 2016	5,699	↑
Quarter ending September 2016	6,054	↑
Quarter ending December 2016	6,437	↑
Quarter ending March 2017	6,683	↑
Variance since March 2016	20.7%	↑



ACTIVITY

Cumulative percentage of contracted UDA delivered 2016 & 2017



Month	Adjusted Scheduled Activity (UDA)	
	2016	2017
April	756	932
May	1,977	2,289
June	3,158	3,265
July	4,897	4,553
August	6,568	6,106
September	8,034	7,860
October	9,238	9,884
November	10,502	11,860
December	11,990	13,951
January	12,531	15,518
February	14,345	17,292
March	16,190	19,600
April	17,064	20,530
May	17,113	20,656
June	17,132	20,698

QUALITY

	Quantity	Base Number	Contract	LHB	Wales
% of FP17s for the same patient ID Re-attending within 3 months - Children	95	1,681	5.7%	9.1%	11.3%
% of FP17s for the same patient ID Re-attending within 3 months - Adults	784	6,117	12.8%	16.4%	16.7%
% of FP17s for the same patient ID Re-attending between 3 & 9 months - Children	603	1,681	35.9%	55.3%	58.0%
% of FP17s for the same patient ID Re-attending between 3 & 9 months - Adults	2,185	6,117	35.7%	52.4%	53.7%
% of FP17s for Band 1 Urgent Courses	634	7,842	8.1%	9.2%	8.9%
% of FP17s Relating to Free Repair or Replacements	24	7,842	0.3%	0.7%	0.7%
% of FP17s Relating to Continuations	119	7,842	1.5%	1.1%	0.9%
% of Patients satisfied with the dentistry they have received	41	42	97.6%	94.3%	93.9%
% of Patients satisfied with the time they had to wait for an appointment	41	42	97.6%	89.5%	88.4%

* This is based on patients treated on this contract for their most recent course of treatment. Figures in italics indicate the base number of FP17s or Patient Questionnaire responses are less than 100. N/A is shown where the base number of responses is less than 10 during the period. % is calculated as Quantity/Base number*100

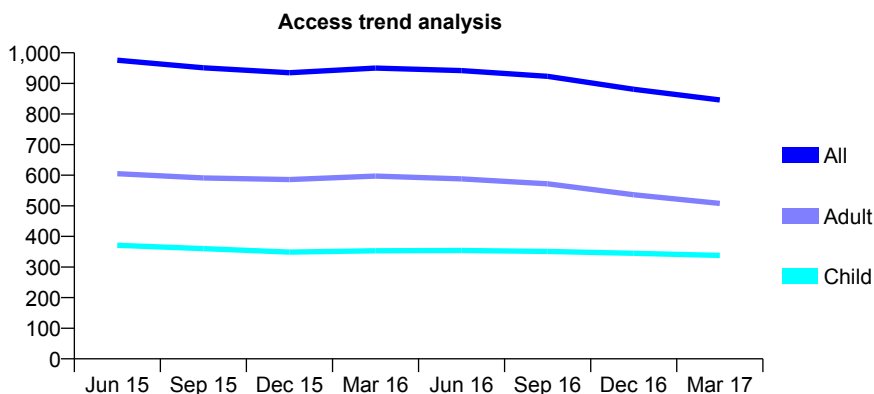
7A4 - Vital Signs At a Glance Contract Report for 142514/0001 - Year end March 2017

Name or company name	RDSK Ltd
Contract type name	GDS Contract
Purpose of contract	General
Contract start date	01/07/2007
Contract end date	

16/17 Contracted general activity (UDA)	2,725
Carry forward general activity (UDA)	0
16/17 Contracted orthodontic activity (UOA)	0
Carry forward orthodontic activity (UOA)	0
Baseline contract value	£59,139.78

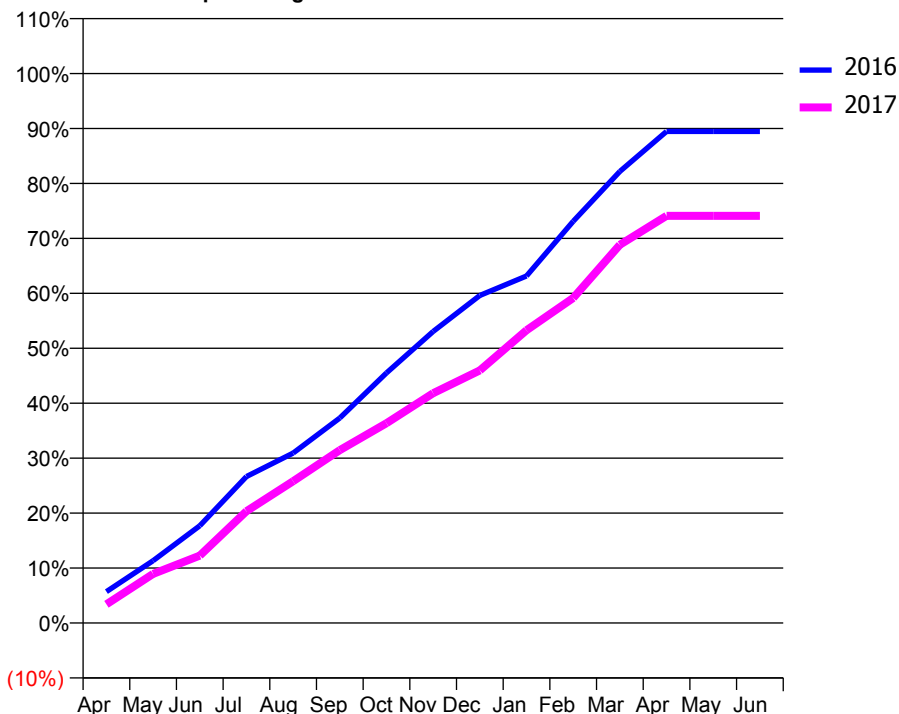
ACCESS*

Patients seen in 24 months	Total	Change since previous quarter
Quarter ending March 2016	950	
Quarter ending June 2016	942	→
Quarter ending September 2016	923	↓
Quarter ending December 2016	881	↓
Quarter ending March 2017	846	↓
Variance since March 2016	(10.9%)	↓



ACTIVITY

Cumulative percentage of contracted UDA delivered 2016 & 2017



Adjusted Scheduled Activity (UDA)

Month	2016	2017
April	155	93
May	309	244
June	482	334
July	727	555
August	843	703
September	1,017	858
October	1,240	991
November	1,446	1,140
December	1,624	1,253
January	1,721	1,452
February	1,992	1,612
March	2,239	1,876
April	2,438	2,019
May	2,438	2,019
June	2,438	2,019

QUALITY

	Quantity	Base Number	Contract	LHB	Wales
% of FP17s for the same patient ID Re-attending within 3 months - Children	12	578	2.1%	9.1%	11.3%
% of FP17s for the same patient ID Re-attending within 3 months - Adults	36	612	5.9%	16.4%	16.7%
% of FP17s for the same patient ID Re-attending between 3 & 9 months - Children	385	578	66.6%	55.3%	58.0%
% of FP17s for the same patient ID Re-attending between 3 & 9 months - Adults	353	612	57.7%	52.4%	53.7%
% of FP17s for Band 1 Urgent Courses	30	1,166	2.6%	9.2%	8.9%
% of FP17s Relating to Free Repair or Replacements	0	1,166	0.0%	0.7%	0.7%
% of FP17s Relating to Continuations	0	1,166	0.0%	1.1%	0.9%
% of Patients satisfied with the dentistry they have received	0	0	N/A	94.3%	93.9%
% of Patients satisfied with the time they had to wait for an appointment	0	0	N/A	89.5%	88.4%

* This is based on patients treated on this contract for their most recent course of treatment. Figures in italics indicate the base number of FP17s or Patient Questionnaire responses are less than 100. N/A is shown where the base number of responses is less than 10 during the period. % is calculated as Quantity/Base number*100

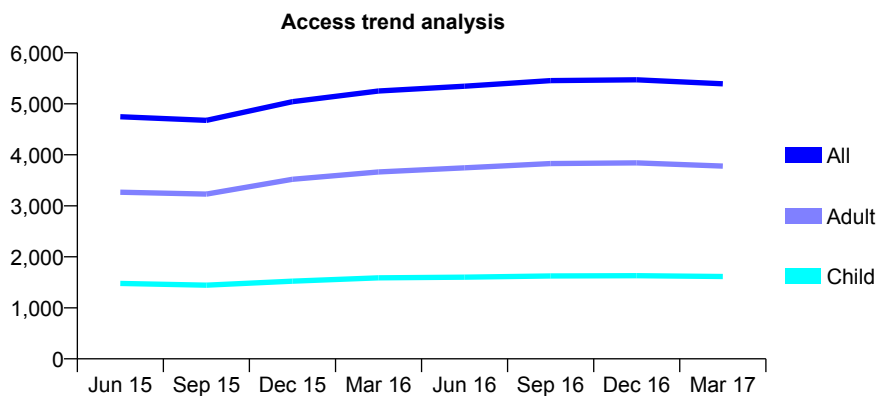
7A4 - Vital Signs At a Glance Contract Report for 151165/0002 - Year end March 2017

Name or company name	Simon Hill Ltd
Contract type name	GDS Contract
Purpose of contract	General
Contract start date	01/09/2010
Contract end date	

16/17 Contracted general activity (UDA)	15,820
Carry forward general activity (UDA)	0
16/17 Contracted orthodontic activity (UOA)	0
Carry forward orthodontic activity (UOA)	0
Baseline contract value	£334,712.81

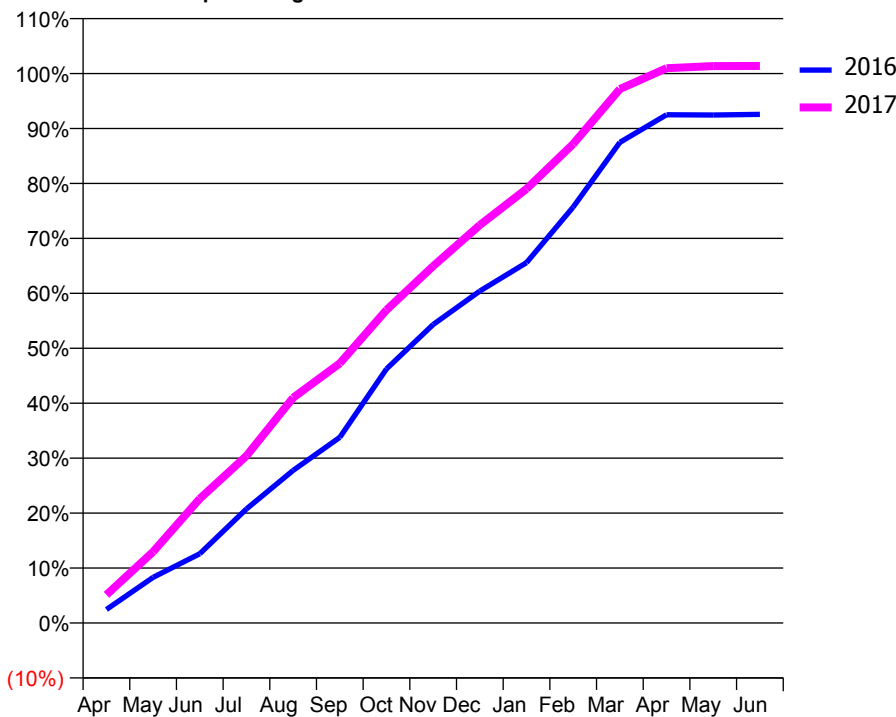
ACCESS*

Patients seen in 24 months	Total	Change since previous quarter
Quarter ending March 2016	5,252	
Quarter ending June 2016	5,345	→
Quarter ending September 2016	5,454	↑
Quarter ending December 2016	5,471	→
Quarter ending March 2017	5,393	↓
Variance since March 2016	2.7%	↑



ACTIVITY

Cumulative percentage of contracted UDA delivered 2016 & 2017



Month	Adjusted Scheduled Activity (UDA)	
	2016	2017
April	388	813
May	1,314	2,051
June	1,995	3,581
July	3,286	4,813
August	4,392	6,487
September	5,346	7,478
October	7,316	9,012
November	8,592	10,274
December	9,556	11,459
January	10,376	12,497
February	11,976	13,792
March	13,837	15,375
April	14,631	15,974
May	14,626	16,032
June	14,645	16,039

QUALITY

	Quantity	Base Number	Contract	LHB	Wales
% of FP17s for the same patient ID Re-attending within 3 months - Children	192	2,438	7.9%	9.1%	11.3%
% of FP17s for the same patient ID Re-attending within 3 months - Adults	614	5,441	11.3%	16.4%	16.7%
% of FP17s for the same patient ID Re-attending between 3 & 9 months - Children	1,403	2,438	57.5%	55.3%	58.0%
% of FP17s for the same patient ID Re-attending between 3 & 9 months - Adults	3,150	5,441	57.9%	52.4%	53.7%
% of FP17s for Band 1 Urgent Courses	429	7,758	5.5%	9.2%	8.9%
% of FP17s Relating to Free Repair or Replacements	81	7,758	1.0%	0.7%	0.7%
% of FP17s Relating to Continuations	4	7,758	0.1%	1.1%	0.9%
% of Patients satisfied with the dentistry they have received	25	27	92.6%	94.3%	93.9%
% of Patients satisfied with the time they had to wait for an appointment	27	27	100.0%	89.5%	88.4%

* This is based on patients treated on this contract for their most recent course of treatment. Figures in italics indicate the base number of FP17s or Patient Questionnaire responses are less than 100. N/A is shown where the base number of responses is less than 10 during the period. % is calculated as Quantity/Base number*100

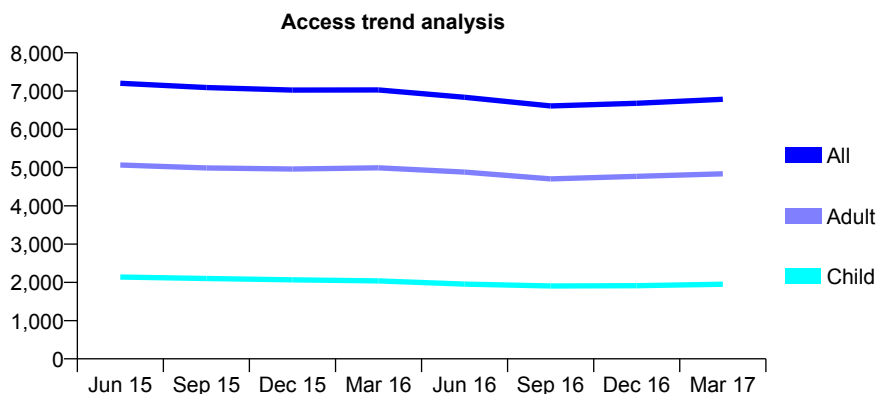
7A4 - Vital Signs At a Glance Contract Report for 154245/0001 - Year end March 2017

Name or company name	Restore Dental Group
Contract type name	GDS Contract
Purpose of contract	General
Contract start date	01/04/2013
Contract end date	

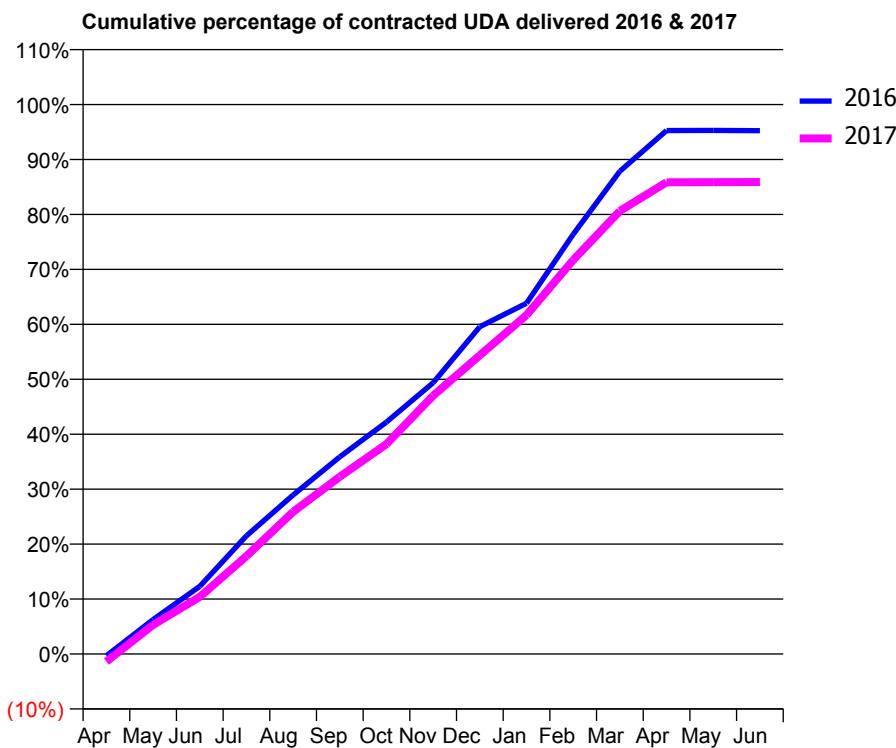
16/17 Contracted general activity (UDA)	25,220
Carry forward general activity (UDA)	1,203
16/17 Contracted orthodontic activity (UOA)	0
Carry forward orthodontic activity (UOA)	0
Baseline contract value	£566,100.58

ACCESS*

Patients seen in 24 months	Total	Change since previous quarter
Quarter ending March 2016	7,028	
Quarter ending June 2016	6,836	↓
Quarter ending September 2016	6,610	↓
Quarter ending December 2016	6,682	→
Quarter ending March 2017	6,786	→
Variance since March 2016	(3.4%)	↓



ACTIVITY



Month	Adjusted Scheduled Activity (UDA)	
	2016	2017
April	-84	-352
May	1,583	1,339
June	3,104	2,620
July	5,427	4,493
August	7,301	6,524
September	9,048	8,138
October	10,646	9,639
November	12,449	11,860
December	15,021	13,714
January	16,097	15,555
February	19,266	18,081
March	22,161	20,333
April	24,027	21,648
May	24,030	21,653
June	24,017	21,660

QUALITY

	Quantity	Base Number	Contract	LHB	Wales
% of FP17s for the same patient ID Re-attending within 3 months - Children	214	2,702	7.9%	9.1%	11.3%
% of FP17s for the same patient ID Re-attending within 3 months - Adults	1,348	7,338	18.4%	16.4%	16.7%
% of FP17s for the same patient ID Re-attending between 3 & 9 months - Children	1,456	2,702	53.9%	55.3%	58.0%
% of FP17s for the same patient ID Re-attending between 3 & 9 months - Adults	4,088	7,338	55.7%	52.4%	53.7%
% of FP17s for Band 1 Urgent Courses	853	10,007	8.5%	9.2%	8.9%
% of FP17s Relating to Free Repair or Replacements	128	10,007	1.3%	0.7%	0.7%
% of FP17s Relating to Continuations	243	10,007	2.4%	1.1%	0.9%
% of Patients satisfied with the dentistry they have received	18	18	100.0%	94.3%	93.9%
% of Patients satisfied with the time they had to wait for an appointment	16	18	88.9%	89.5%	88.4%

* This is based on patients treated on this contract for their most recent course of treatment. Figures in italics indicate the base number of FP17s or Patient Questionnaire responses are less than 100. N/A is shown where the base number of responses is less than 10 during the period. % is calculated as Quantity/Base number*100

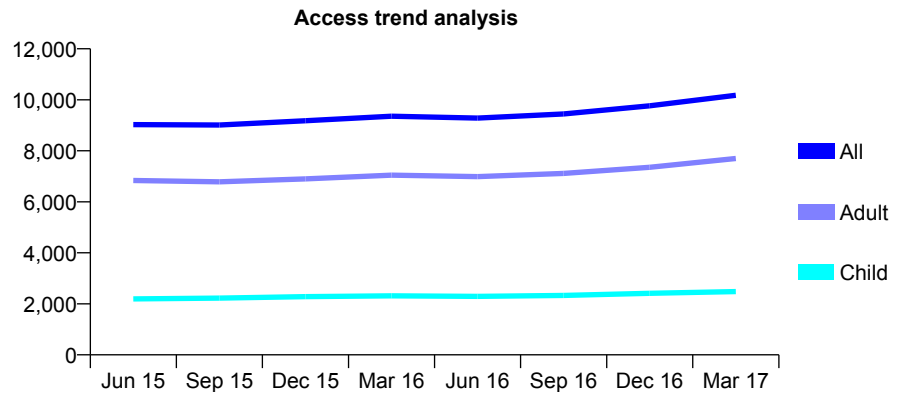
7A4 - Vital Signs At a Glance Contract Report for 154245/0002 - Year end March 2017

Name or company name	Restore Dental Group
Contract type name	GDS Contract
Purpose of contract	General
Contract start date	01/04/2013
Contract end date	

16/17 Contracted general activity (UDA)	31,265
Carry forward general activity (UDA)	0
16/17 Contracted orthodontic activity (UOA)	0
Carry forward orthodontic activity (UOA)	0
Baseline contract value	£758,081.99

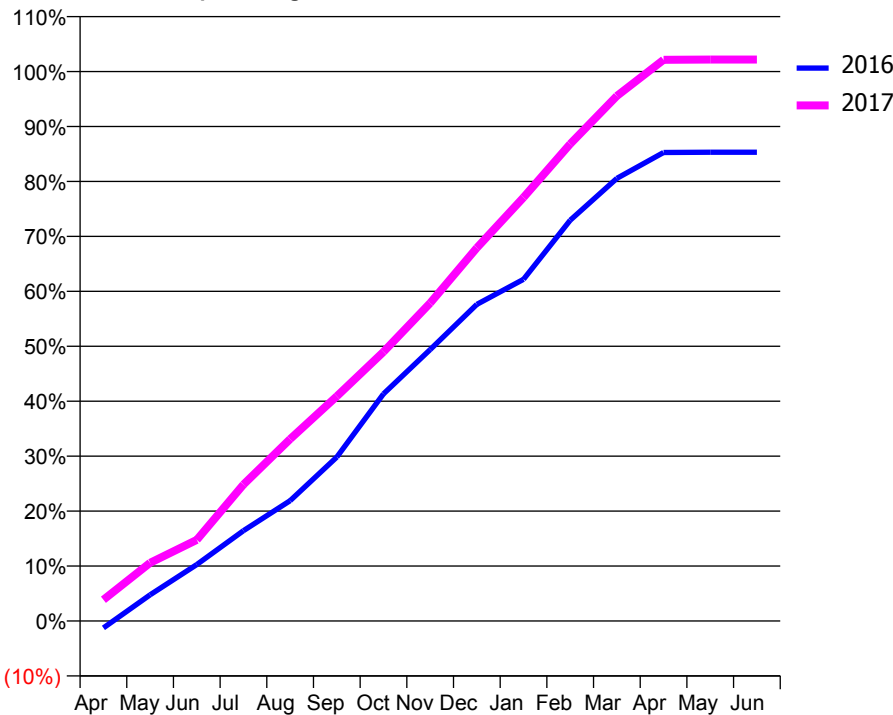
ACCESS*

Patients seen in 24 months	Total	Change since previous quarter
Quarter ending March 2016	9,359	
Quarter ending June 2016	9,283	→
Quarter ending September 2016	9,444	→
Quarter ending December 2016	9,767	↑
Quarter ending March 2017	10,180	↑
Variance since March 2016	8.8%	↑



ACTIVITY

Cumulative percentage of contracted UDA delivered 2016 & 2017



Month	Adjusted Scheduled Activity (UDA)	
	2016	2017
April	-397	1,214
May	1,488	3,309
June	3,210	4,615
July	5,139	7,767
August	6,844	10,351
September	9,331	12,788
October	12,927	15,316
November	15,442	18,088
December	18,014	21,231
January	19,444	24,099
February	22,800	27,142
March	25,183	29,872
April	26,657	31,927
May	26,673	31,943
June	26,673	31,946

QUALITY

	Quantity	Base Number	Contract	LHB	Wales
% of FP17s for the same patient ID Re-attending within 3 months - Children	249	2,990	8.3%	9.1%	11.3%
% of FP17s for the same patient ID Re-attending within 3 months - Adults	1,844	10,168	18.1%	16.4%	16.7%
% of FP17s for the same patient ID Re-attending between 3 & 9 months - Children	1,314	2,990	43.9%	55.3%	58.0%
% of FP17s for the same patient ID Re-attending between 3 & 9 months - Adults	4,563	10,168	44.9%	52.4%	53.7%
% of FP17s for Band 1 Urgent Courses	1,280	13,428	9.5%	9.2%	8.9%
% of FP17s Relating to Free Repair or Replacements	209	13,428	1.6%	0.7%	0.7%
% of FP17s Relating to Continuations	380	13,428	2.8%	1.1%	0.9%
% of Patients satisfied with the dentistry they have received	41	44	93.2%	94.3%	93.9%
% of Patients satisfied with the time they had to wait for an appointment	39	44	88.6%	89.5%	88.4%

* This is based on patients treated on this contract for their most recent course of treatment. Figures in italics indicate the base number of FP17s or Patient Questionnaire responses are less than 100. N/A is shown where the base number of responses is less than 10 during the period. % is calculated as Quantity/Base number*100

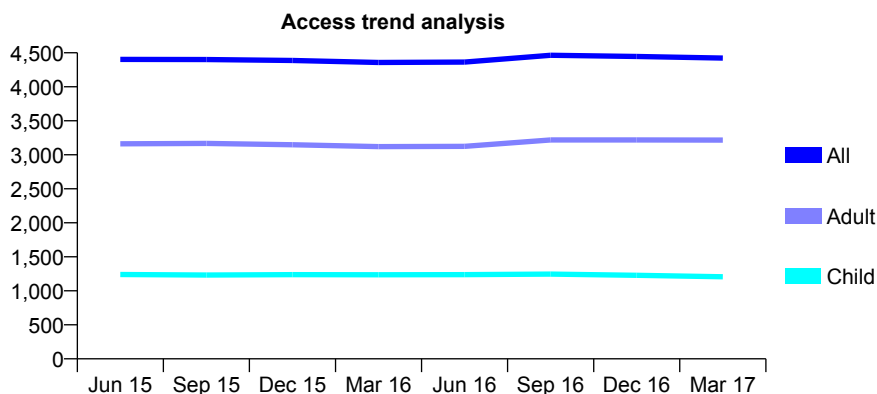
7A4 - Vital Signs At a Glance Contract Report for 154504/0001 - Year end March 2017

Name or company name	Alison Jones Ltd
Contract type name	GDS Contract
Purpose of contract	General
Contract start date	01/08/2013
Contract end date	

16/17 Contracted general activity (UDA)	14,000
Carry forward general activity (UDA)	0
16/17 Contracted orthodontic activity (UOA)	0
Carry forward orthodontic activity (UOA)	0
Baseline contract value	£320,117.66

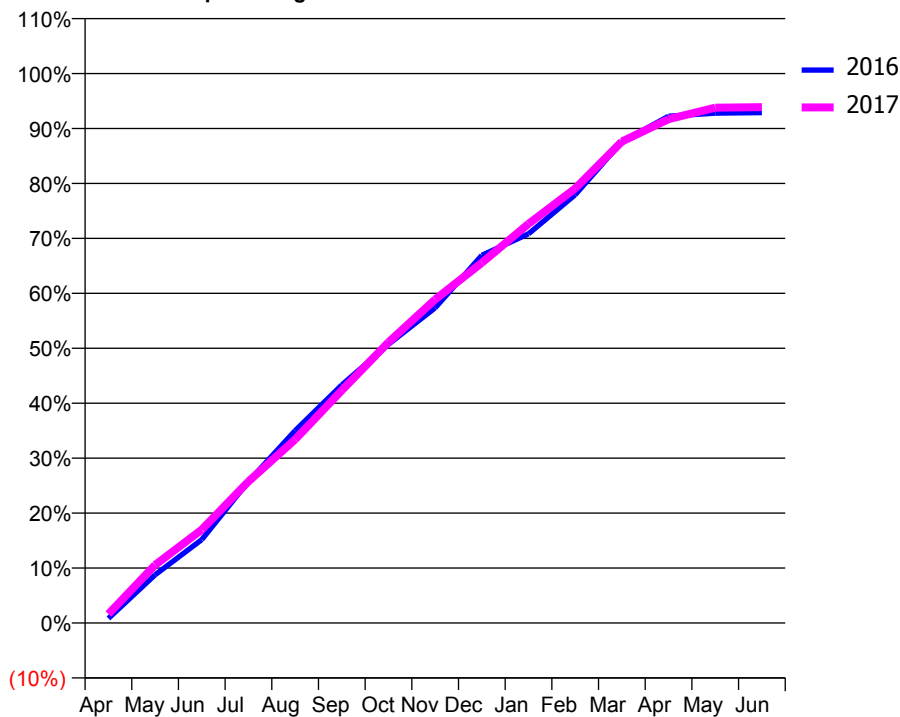
ACCESS*

Patients seen in 24 months	Total	Change since previous quarter
Quarter ending March 2016	4,358	
Quarter ending June 2016	4,363	→
Quarter ending September 2016	4,464	↑
Quarter ending December 2016	4,447	→
Quarter ending March 2017	4,423	→
Variance since March 2016	1.5%	→



ACTIVITY

Cumulative percentage of contracted UDA delivered 2016 & 2017



Adjusted Scheduled Activity (UDA)

Month	2016	2017
April	125	228
May	1,315	1,480
June	2,276	2,379
July	3,864	3,605
August	5,250	4,678
September	6,500	5,928
October	7,609	7,152
November	8,603	8,242
December	10,037	9,179
January	10,624	10,172
February	11,688	11,070
March	13,134	12,265
April	13,833	12,837
May	13,918	13,128
June	13,934	13,143

QUALITY

	Quantity	Base Number	Contract	LHB	Wales
% of FP17s for the same patient ID Re-attending within 3 months - Children	124	1,665	7.4%	9.1%	11.3%
% of FP17s for the same patient ID Re-attending within 3 months - Adults	817	4,803	17.0%	16.4%	16.7%
% of FP17s for the same patient ID Re-attending between 3 & 9 months - Children	914	1,665	54.9%	55.3%	58.0%
% of FP17s for the same patient ID Re-attending between 3 & 9 months - Adults	2,553	4,803	53.2%	52.4%	53.7%
% of FP17s for Band 1 Urgent Courses	686	6,532	10.5%	9.2%	8.9%
% of FP17s Relating to Free Repair or Replacements	52	6,532	0.8%	0.7%	0.7%
% of FP17s Relating to Continuations	88	6,532	1.3%	1.1%	0.9%
% of Patients satisfied with the dentistry they have received	10	12	83.3%	94.3%	93.9%
% of Patients satisfied with the time they had to wait for an appointment	10	12	83.3%	89.5%	88.4%

* This is based on patients treated on this contract for their most recent course of treatment. Figures in italics indicate the base number of FP17s or Patient Questionnaire responses are less than 100. N/A is shown where the base number of responses is less than 10 during the period. % is calculated as Quantity/Base number*100

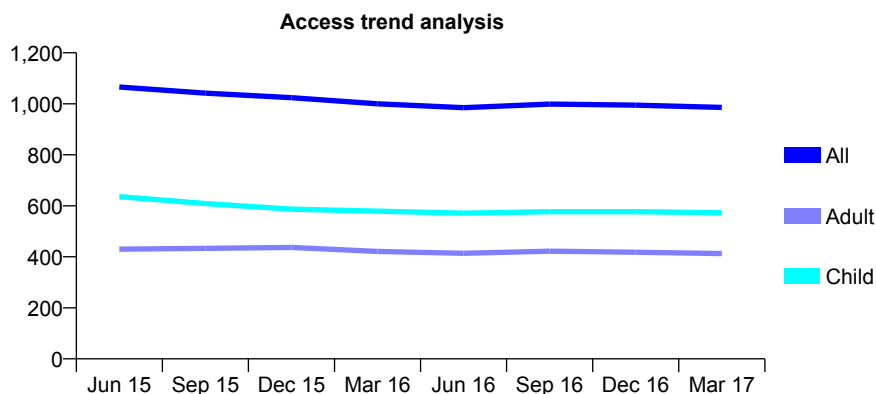
7A4 - Vital Signs At a Glance Contract Report for 154504/0002 - Year end March 2017

Name or company name	Alison Jones Ltd
Contract type name	GDS Contract
Purpose of contract	General
Contract start date	01/08/2013
Contract end date	

16/17 Contracted general activity (UDA)	2,670
Carry forward general activity (UDA)	0
16/17 Contracted orthodontic activity (UOA)	0
Carry forward orthodontic activity (UOA)	0
Baseline contract value	£67,823.26

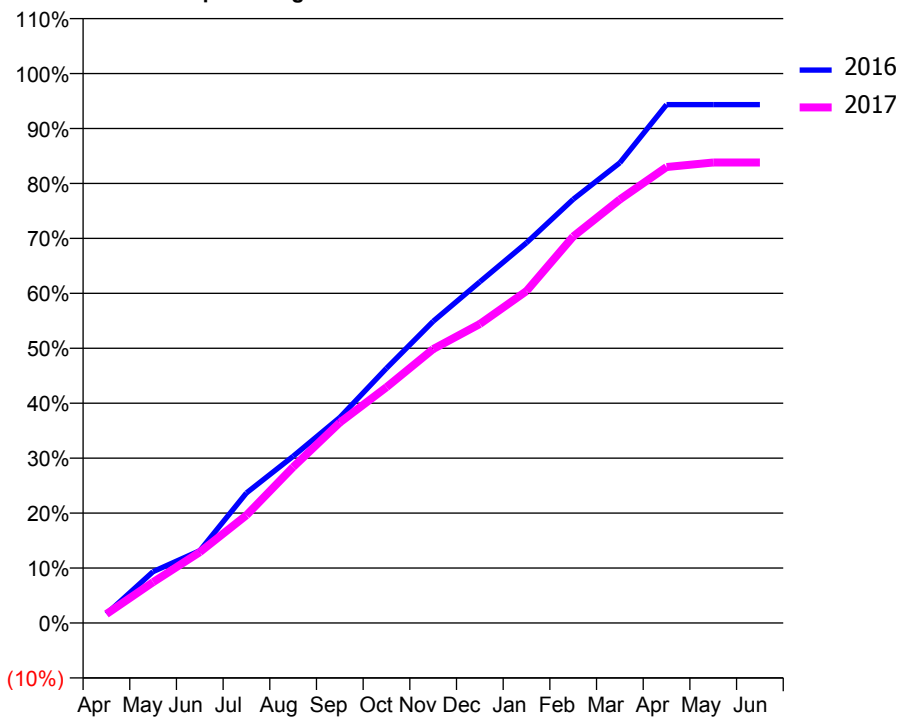
ACCESS*

Patients seen in 24 months	Total	Change since previous quarter
Quarter ending March 2016	1,000	
Quarter ending June 2016	985	↓
Quarter ending September 2016	999	→
Quarter ending December 2016	995	→
Quarter ending March 2017	986	→
Variance since March 2016	(1.4%)	↓



ACTIVITY

Cumulative percentage of contracted UDA delivered 2016 & 2017



Adjusted Scheduled Activity (UDA)

Month	2016	2017
April	44	44
May	250	198
June	352	344
July	632	524
August	810	758
September	999	974
October	1,238	1,146
November	1,466	1,331
December	1,657	1,453
January	1,848	1,613
February	2,059	1,878
March	2,236	2,058
April	2,519	2,215
May	2,519	2,237
June	2,519	2,237

QUALITY

	Quantity	Base Number	Contract	LHB	Wales
% of FP17s for the same patient ID Re-attending within 3 months - Children	49	813	6.0%	9.1%	11.3%
% of FP17s for the same patient ID Re-attending within 3 months - Adults	108	491	22.0%	16.4%	16.7%
% of FP17s for the same patient ID Re-attending between 3 & 9 months - Children	501	813	61.6%	55.3%	58.0%
% of FP17s for the same patient ID Re-attending between 3 & 9 months - Adults	245	491	49.9%	52.4%	53.7%
% of FP17s for Band 1 Urgent Courses	87	1,285	6.8%	9.2%	8.9%
% of FP17s Relating to Free Repair or Replacements	2	1,285	0.2%	0.7%	0.7%
% of FP17s Relating to Continuations	9	1,285	0.7%	1.1%	0.9%
% of Patients satisfied with the dentistry they have received	2	3	N/A	94.3%	93.9%
% of Patients satisfied with the time they had to wait for an appointment	2	3	N/A	89.5%	88.4%

* This is based on patients treated on this contract for their most recent course of treatment. Figures in italics indicate the base number of FP17s or Patient Questionnaire responses are less than 100. N/A is shown where the base number of responses is less than 10 during the period. % is calculated as Quantity/Base number*100

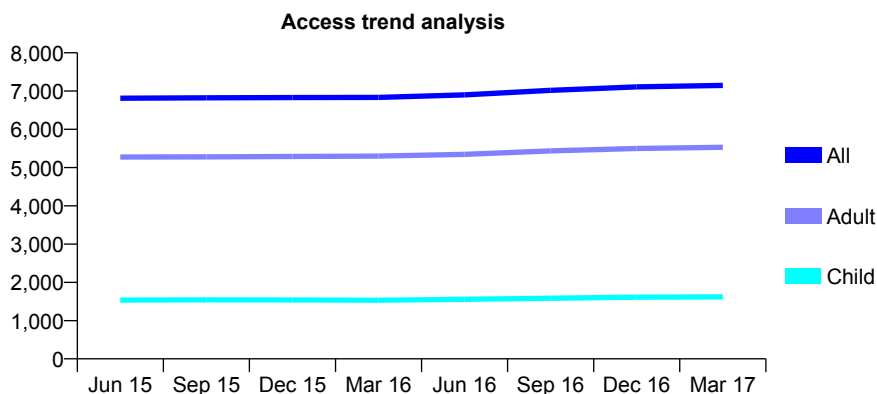
7A4 - Vital Signs At a Glance Contract Report for 157481/0001 - Year end March 2017

Name or company name	Birchwood Health Ltd
Contract type name	GDS Contract
Purpose of contract	General
Contract start date	01/09/2009
Contract end date	

16/17 Contracted general activity (UDA)	26,295
Carry forward general activity (UDA)	815
16/17 Contracted orthodontic activity (UOA)	0
Carry forward orthodontic activity (UOA)	0
Baseline contract value	£590,632.14

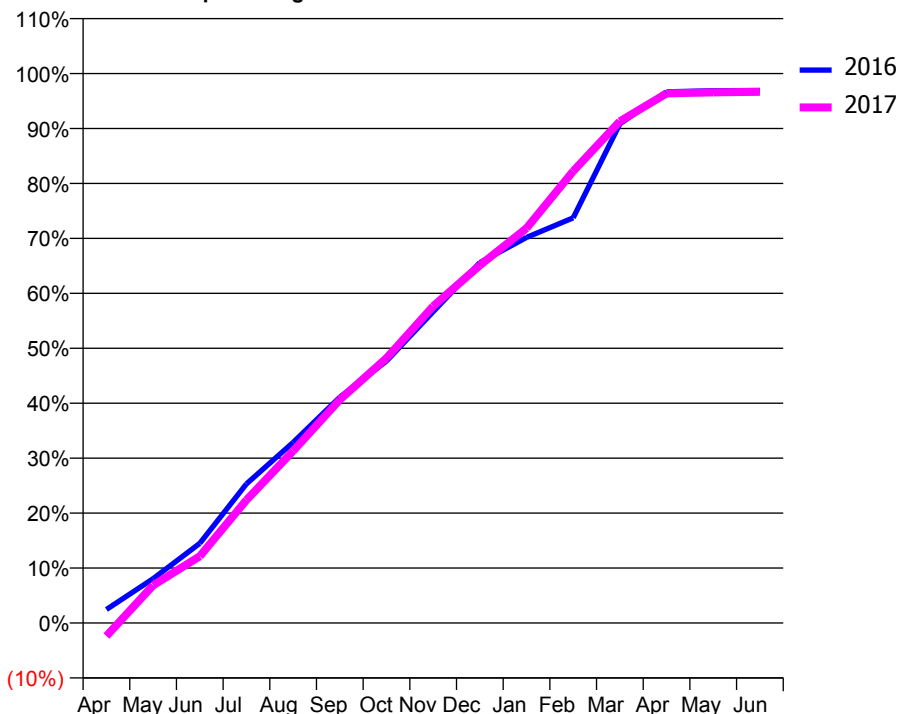
ACCESS*

Patients seen in 24 months	Total	Change since previous quarter
Quarter ending March 2016	6,833	
Quarter ending June 2016	6,901	→
Quarter ending September 2016	7,019	→
Quarter ending December 2016	7,111	→
Quarter ending March 2017	7,149	→
Variance since March 2016	4.6%	↑



ACTIVITY

Cumulative percentage of contracted UDA delivered 2016 & 2017



Month	Adjusted Scheduled Activity (UDA)	
	2016	2017
April	648	-629
May	2,124	1,801
June	3,812	3,194
July	6,658	5,884
August	8,641	8,235
September	10,806	10,683
October	12,535	12,673
November	14,899	15,161
December	17,243	17,118
January	18,449	18,889
February	19,388	21,625
March	23,885	24,009
April	25,420	25,343
May	25,472	25,395
June	25,480	25,422

QUALITY

	Quantity	Base Number	Contract	LHB	Wales
% of FP17s for the same patient ID Re-attending within 3 months - Children	247	2,373	10.4%	9.1%	11.3%
% of FP17s for the same patient ID Re-attending within 3 months - Adults	1,889	8,863	21.3%	16.4%	16.7%
% of FP17s for the same patient ID Re-attending between 3 & 9 months - Children	1,217	2,373	51.3%	55.3%	58.0%
% of FP17s for the same patient ID Re-attending between 3 & 9 months - Adults	4,422	8,863	49.9%	52.4%	53.7%
% of FP17s for Band 1 Urgent Courses	1,247	11,214	11.1%	9.2%	8.9%
% of FP17s Relating to Free Repair or Replacements	185	11,214	1.6%	0.7%	0.7%
% of FP17s Relating to Continuations	160	11,214	1.4%	1.1%	0.9%
% of Patients satisfied with the dentistry they have received	36	39	92.3%	94.3%	93.9%
% of Patients satisfied with the time they had to wait for an appointment	35	39	89.7%	89.5%	88.4%

* This is based on patients treated on this contract for their most recent course of treatment. Figures in italics indicate the base number of FP17s or Patient Questionnaire responses are less than 100. N/A is shown where the base number of responses is less than 10 during the period. % is calculated as Quantity/Base number*100

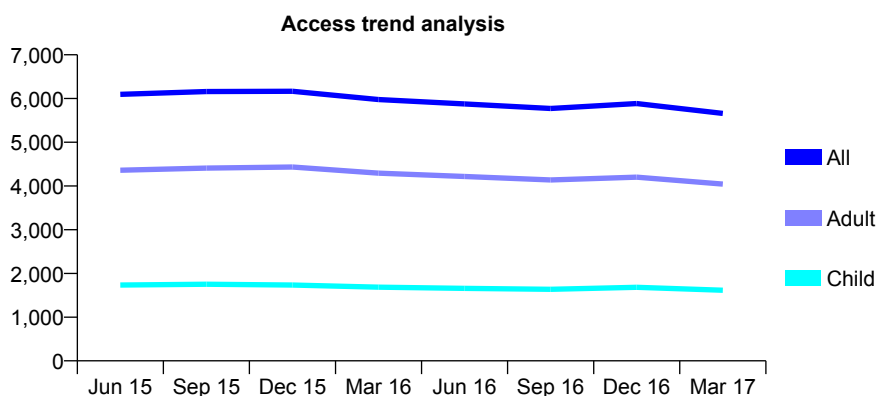
7A4 - Vital Signs At a Glance Contract Report for 158194/0014 - Year end March 2017

Name or company name	Denticare Ltd
Contract type name	GDS Contract
Purpose of contract	General
Contract start date	06/01/2007
Contract end date	

16/17 Contracted general activity (UDA)	17,966
Carry forward general activity (UDA)	262
16/17 Contracted orthodontic activity (UOA)	0
Carry forward orthodontic activity (UOA)	0
Baseline contract value	£434,340.42

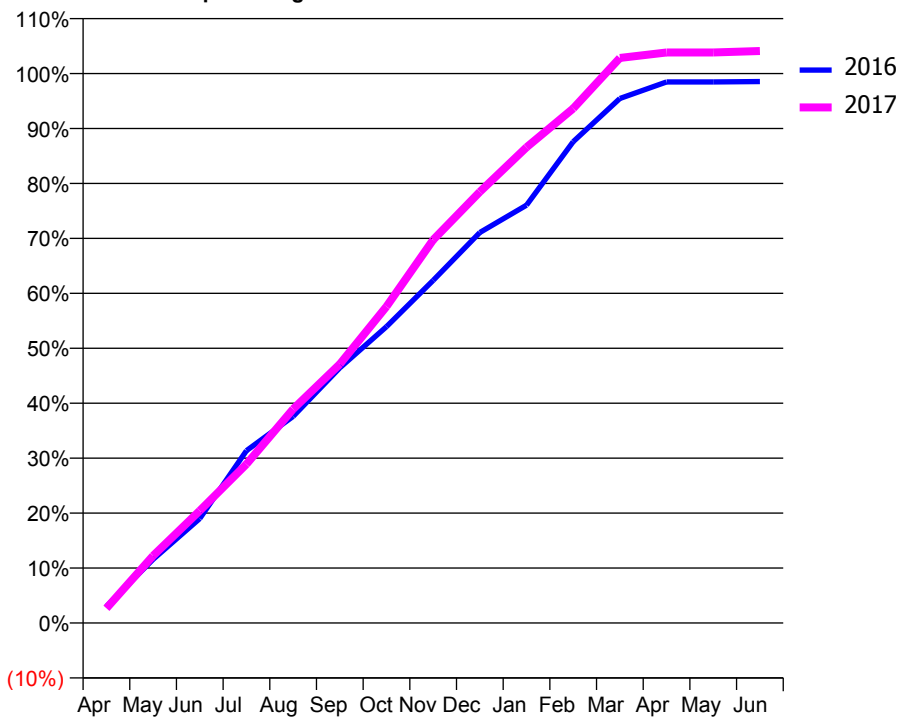
ACCESS*

Patients seen in 24 months	Total	Change since previous quarter
Quarter ending March 2016	5,978	
Quarter ending June 2016	5,875	↓
Quarter ending September 2016	5,773	↓
Quarter ending December 2016	5,885	→
Quarter ending March 2017	5,658	↓
Variance since March 2016	(5.4%)	↓



ACTIVITY

Cumulative percentage of contracted UDA delivered 2016 & 2017



Month	Adjusted Scheduled Activity (UDA)	
	2016	2017
April	543	483
May	2,083	2,199
June	3,416	3,672
July	5,637	5,195
August	6,753	6,996
September	8,341	8,466
October	9,688	10,347
November	11,203	12,529
December	12,768	14,096
January	13,664	15,551
February	15,738	16,821
March	17,148	18,473
April	17,691	18,654
May	17,691	18,654
June	17,704	18,700

QUALITY

	Quantity	Base Number	Contract	LHB	Wales
% of FP17s for the same patient ID Re-attending within 3 months - Children	133	2,068	6.4%	9.1%	11.3%
% of FP17s for the same patient ID Re-attending within 3 months - Adults	698	5,361	13.0%	16.4%	16.7%
% of FP17s for the same patient ID Re-attending between 3 & 9 months - Children	1,016	2,068	49.1%	55.3%	58.0%
% of FP17s for the same patient ID Re-attending between 3 & 9 months - Adults	2,780	5,361	51.9%	52.4%	53.7%
% of FP17s for Band 1 Urgent Courses	641	7,303	8.8%	9.2%	8.9%
% of FP17s Relating to Free Repair or Replacements	22	7,303	0.3%	0.7%	0.7%
% of FP17s Relating to Continuations	29	7,303	0.4%	1.1%	0.9%
% of Patients satisfied with the dentistry they have received	12	13	92.3%	94.3%	93.9%
% of Patients satisfied with the time they had to wait for an appointment	10	13	76.9%	89.5%	88.4%

* This is based on patients treated on this contract for their most recent course of treatment. Figures in italics indicate the base number of FP17s or Patient Questionnaire responses are less than 100. N/A is shown where the base number of responses is less than 10 during the period. % is calculated as Quantity/Base number*100

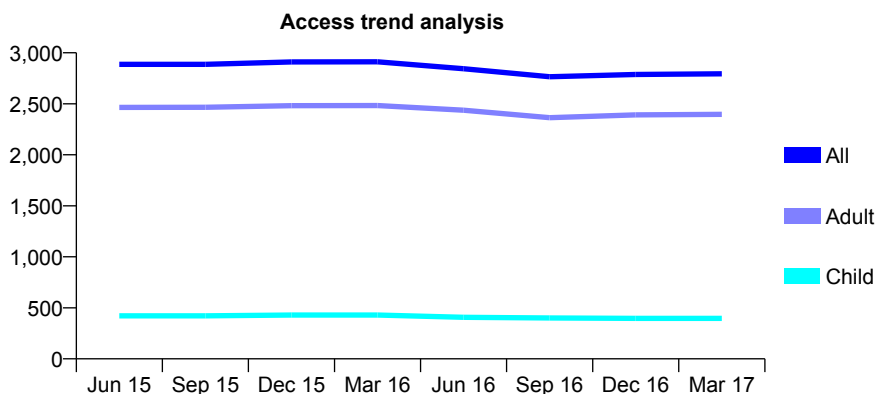
7A4 - Vital Signs At a Glance Contract Report for 158194/0020 - Year end March 2017

Name or company name	Denticare Ltd
Contract type name	GDS Contract
Purpose of contract	General
Contract start date	01/05/2008
Contract end date	

16/17 Contracted general activity (UDA)	12,620
Carry forward general activity (UDA)	0
16/17 Contracted orthodontic activity (UOA)	0
Carry forward orthodontic activity (UOA)	0
Baseline contract value	£303,043.66

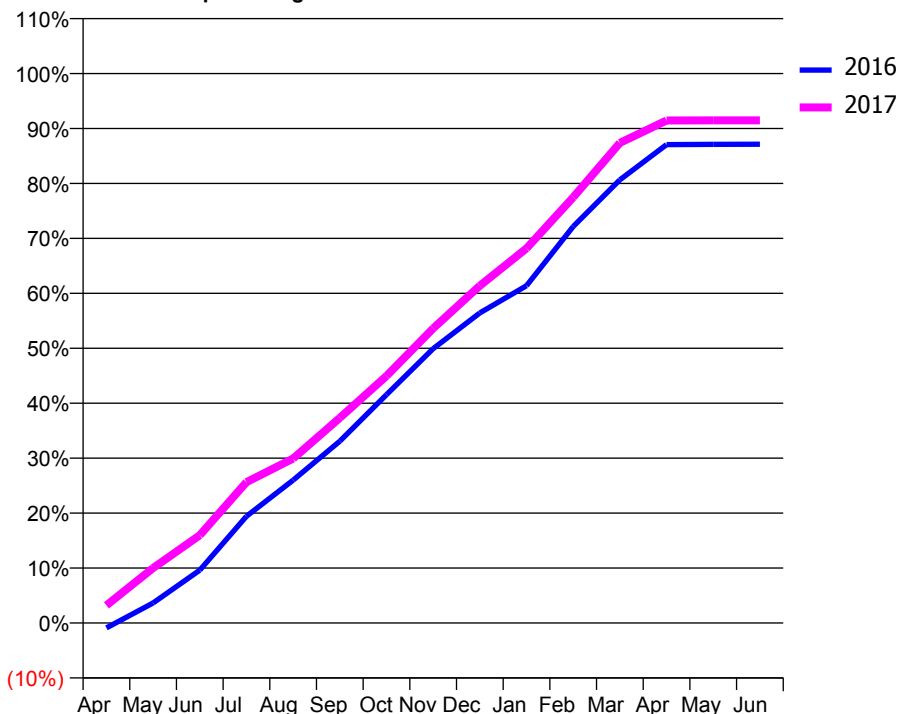
ACCESS*

Patients seen in 24 months	Total	Change since previous quarter
Quarter ending March 2016	2,912	
Quarter ending June 2016	2,844	↓
Quarter ending September 2016	2,765	↓
Quarter ending December 2016	2,788	→
Quarter ending March 2017	2,794	→
Variance since March 2016	(4.1%)	↓



ACTIVITY

Cumulative percentage of contracted UDA delivered 2016 & 2017



Month	Adjusted Scheduled Activity (UDA)	
	2016	2017
April	-116	405
May	462	1,262
June	1,213	2,018
July	2,450	3,235
August	3,282	3,779
September	4,175	4,712
October	5,243	5,673
November	6,300	6,766
December	7,122	7,747
January	7,747	8,605
February	9,107	9,777
March	10,179	11,027
April	10,986	11,541
May	10,994	11,544
June	10,995	11,544

QUALITY

	Quantity	Base Number	Contract	LHB	Wales
% of FP17s for the same patient ID Re-attending within 3 months - Children	39	559	7.0%	9.1%	11.3%
% of FP17s for the same patient ID Re-attending within 3 months - Adults	378	3,271	11.6%	16.4%	16.7%
% of FP17s for the same patient ID Re-attending between 3 & 9 months - Children	314	559	56.2%	55.3%	58.0%
% of FP17s for the same patient ID Re-attending between 3 & 9 months - Adults	1,969	3,271	60.2%	52.4%	53.7%
% of FP17s for Band 1 Urgent Courses	200	3,701	5.4%	9.2%	8.9%
% of FP17s Relating to Free Repair or Replacements	3	3,701	0.1%	0.7%	0.7%
% of FP17s Relating to Continuations	48	3,701	1.3%	1.1%	0.9%
% of Patients satisfied with the dentistry they have received	8	10	80.0%	94.3%	93.9%
% of Patients satisfied with the time they had to wait for an appointment	9	10	90.0%	89.5%	88.4%

* This is based on patients treated on this contract for their most recent course of treatment. Figures in italics indicate the base number of FP17s or Patient Questionnaire responses are less than 100. N/A is shown where the base number of responses is less than 10 during the period. % is calculated as Quantity/Base number*100

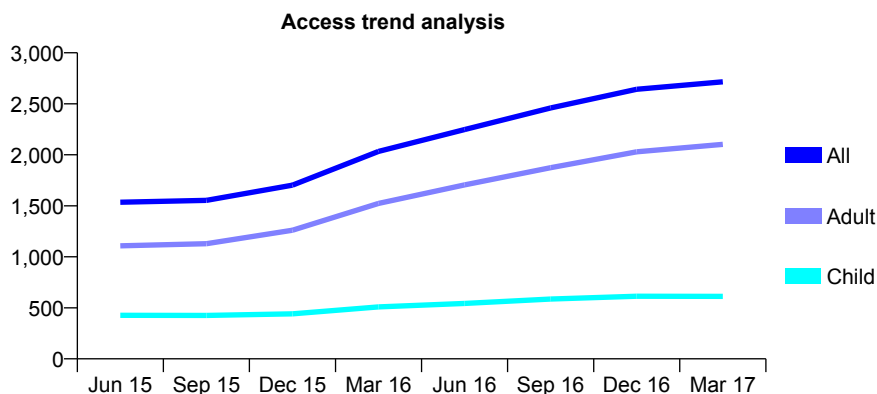
7A4 - Vital Signs At a Glance Contract Report for 158194/0027 - Year end March 2017

Name or company name	Denticare Ltd
Contract type name	GDS Contract
Purpose of contract	General
Contract start date	01/04/2011
Contract end date	

16/17 Contracted general activity (UDA)	7,010
Carry forward general activity (UDA)	0
16/17 Contracted orthodontic activity (UOA)	0
Carry forward orthodontic activity (UOA)	0
Baseline contract value	£168,878.06

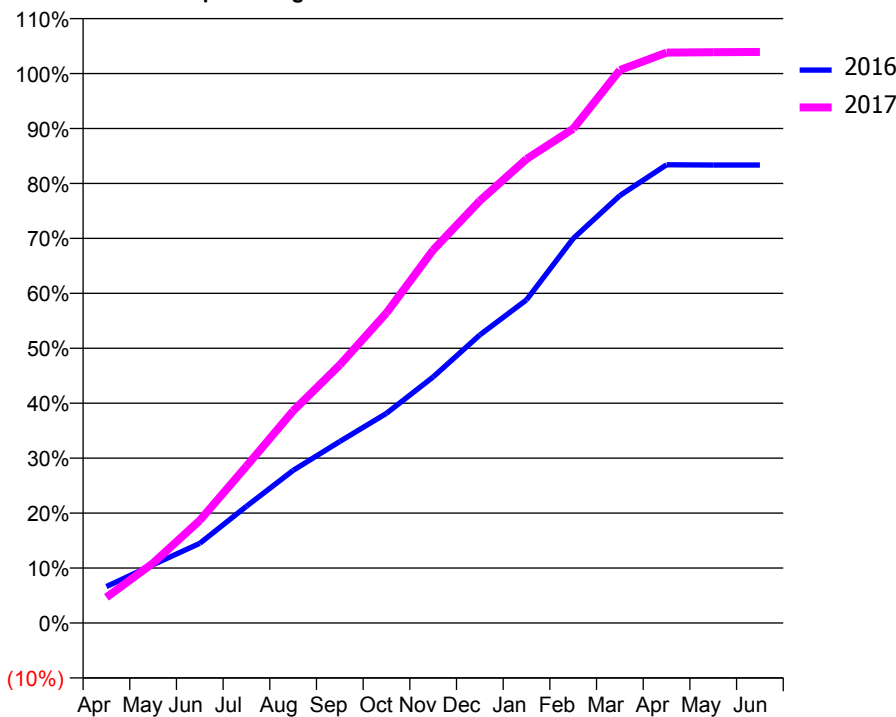
ACCESS*

Patients seen in 24 months	Total	Change since previous quarter
Quarter ending March 2016	2,033	
Quarter ending June 2016	2,248	↑
Quarter ending September 2016	2,460	↑
Quarter ending December 2016	2,643	↑
Quarter ending March 2017	2,716	↑
Variance since March 2016	33.6%	↑



ACTIVITY

Cumulative percentage of contracted UDA delivered 2016 & 2017



Month	Adjusted Scheduled Activity (UDA)	
	2016	2017
April	466	328
May	744	764
June	1,016	1,309
July	1,489	2,001
August	1,947	2,706
September	2,317	3,292
October	2,675	3,956
November	3,139	4,759
December	3,676	5,386
January	4,123	5,918
February	4,905	6,306
March	5,453	7,054
April	5,846	7,277
May	5,842	7,282
June	5,842	7,285

QUALITY

	Quantity	Base Number	Contract	LHB	Wales
% of FP17s for the same patient ID Re-attending within 3 months - Children	59	897	6.6%	9.1%	11.3%
% of FP17s for the same patient ID Re-attending within 3 months - Adults	398	3,074	12.9%	16.4%	16.7%
% of FP17s for the same patient ID Re-attending between 3 & 9 months - Children	502	897	56.0%	55.3%	58.0%
% of FP17s for the same patient ID Re-attending between 3 & 9 months - Adults	1,581	3,074	51.4%	52.4%	53.7%
% of FP17s for Band 1 Urgent Courses	291	3,931	7.4%	9.2%	8.9%
% of FP17s Relating to Free Repair or Replacements	5	3,931	0.1%	0.7%	0.7%
% of FP17s Relating to Continuations	53	3,931	1.3%	1.1%	0.9%
% of Patients satisfied with the dentistry they have received	15	15	100.0%	94.3%	93.9%
% of Patients satisfied with the time they had to wait for an appointment	13	15	86.7%	89.5%	88.4%

* This is based on patients treated on this contract for their most recent course of treatment. Figures in italics indicate the base number of FP17s or Patient Questionnaire responses are less than 100. N/A is shown where the base number of responses is less than 10 during the period. % is calculated as Quantity/Base number*100

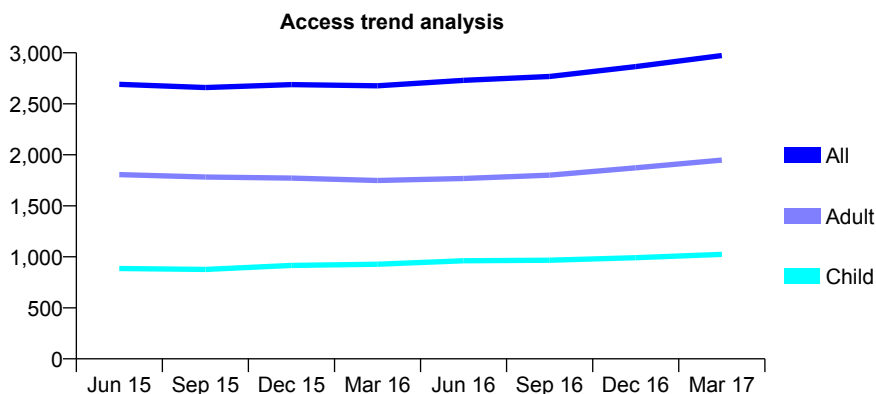
7A4 - Vital Signs At a Glance Contract Report for 158429/0001 - Year end March 2017

Name or company name	PD Care Limited
Contract type name	GDS Contract
Purpose of contract	General
Contract start date	01/10/2011
Contract end date	

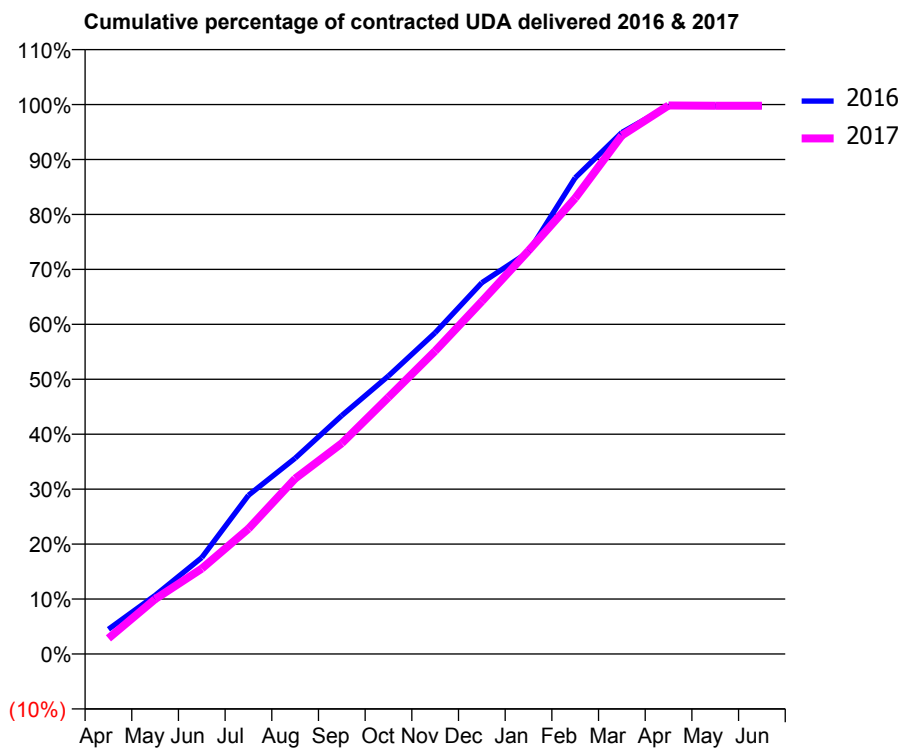
16/17 Contracted general activity (UDA)	10,160
Carry forward general activity (UDA)	23
16/17 Contracted orthodontic activity (UOA)	0
Carry forward orthodontic activity (UOA)	0
Baseline contract value	£244,801.62

ACCESS*

Patients seen in 24 months	Total	Change since previous quarter
Quarter ending March 2016	2,677	
Quarter ending June 2016	2,730	→
Quarter ending September 2016	2,768	→
Quarter ending December 2016	2,865	↑
Quarter ending March 2017	2,973	↑
Variance since March 2016	11.1%	↑



ACTIVITY



Month	Adjusted Scheduled Activity (UDA)	
	2016	2017
April	368	291
May	875	1,014
June	1,440	1,580
July	2,367	2,317
August	2,921	3,242
September	3,557	3,898
October	4,147	4,748
November	4,793	5,602
December	5,537	6,520
January	5,996	7,456
February	7,103	8,429
March	7,779	9,586
April	8,173	10,142
May	8,173	10,137
June	8,173	10,137

QUALITY

	Quantity	Base Number	Contract	LHB	Wales
% of FP17s for the same patient ID Re-attending within 3 months - Children	110	1,685	6.5%	9.1%	11.3%
% of FP17s for the same patient ID Re-attending within 3 months - Adults	488	3,219	15.2%	16.4%	16.7%
% of FP17s for the same patient ID Re-attending between 3 & 9 months - Children	1,113	1,685	66.1%	55.3%	58.0%
% of FP17s for the same patient ID Re-attending between 3 & 9 months - Adults	1,891	3,219	58.7%	52.4%	53.7%
% of FP17s for Band 1 Urgent Courses	223	4,999	4.5%	9.2%	8.9%
% of FP17s Relating to Free Repair or Replacements	25	4,999	0.5%	0.7%	0.7%
% of FP17s Relating to Continuations	57	4,999	1.1%	1.1%	0.9%
% of Patients satisfied with the dentistry they have received	73	76	96.1%	94.3%	93.9%
% of Patients satisfied with the time they had to wait for an appointment	69	76	90.8%	89.5%	88.4%

* This is based on patients treated on this contract for their most recent course of treatment. Figures in italics indicate the base number of FP17s or Patient Questionnaire responses are less than 100. N/A is shown where the base number of responses is less than 10 during the period. % is calculated as Quantity/Base number*100

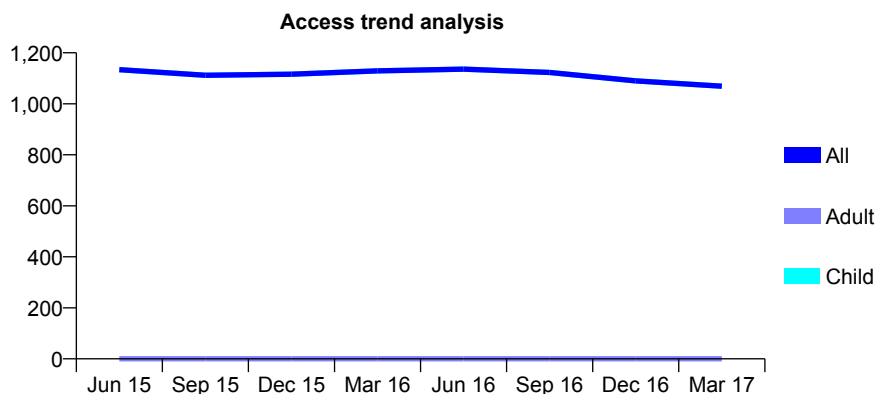
7A4 - Vital Signs At a Glance Contract Report for 159573/0001 - Year end March 2017

Name or company name	S M Clark Limited
Contract type name	GDS Contract
Purpose of contract	General
Contract start date	01/11/2012
Contract end date	

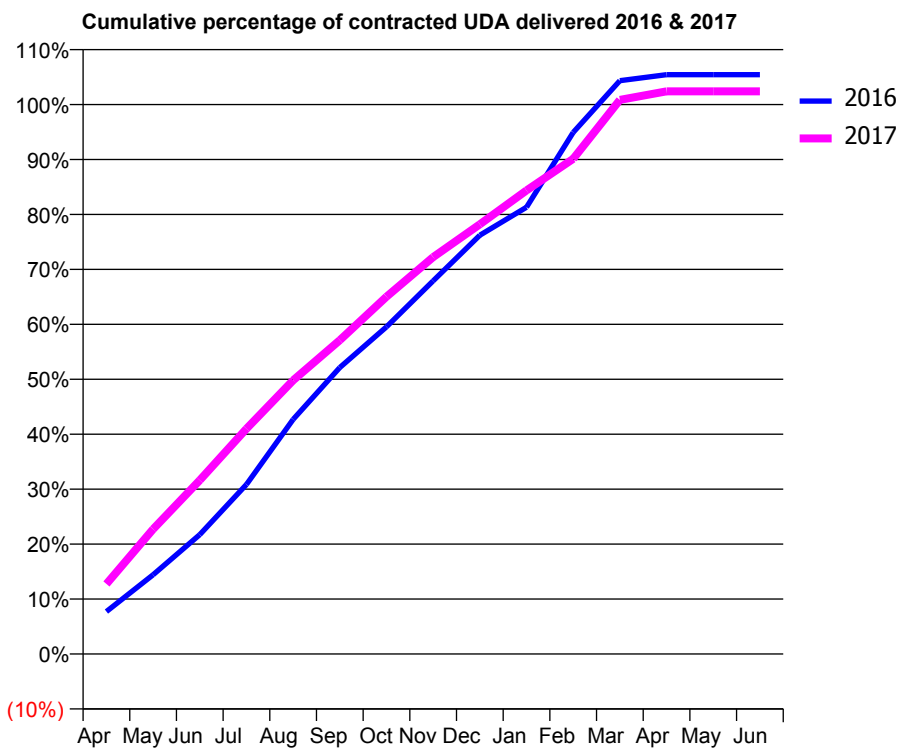
16/17 Contracted general activity (UDA)	2,315
Carry forward general activity (UDA)	-116
16/17 Contracted orthodontic activity (UOA)	0
Carry forward orthodontic activity (UOA)	0
Baseline contract value	£54,110.95

ACCESS*

Patients seen in 24 months	Total	Change since previous quarter
Quarter ending March 2016	1,129	
Quarter ending June 2016	1,136	→
Quarter ending September 2016	1,123	↓
Quarter ending December 2016	1,090	↓
Quarter ending March 2017	1,069	↓
Variance since March 2016	(5.3%)	↓



ACTIVITY



Month	Adjusted Scheduled Activity (UDA)	
	2016	2017
April	179	295
May	334	526
June	503	732
July	714	949
August	988	1,153
September	1,207	1,322
October	1,378	1,505
November	1,572	1,672
December	1,764	1,810
January	1,882	1,953
February	2,198	2,086
March	2,416	2,334
April	2,441	2,370
May	2,441	2,370
June	2,441	2,370

QUALITY

	Quantity	Base Number	Contract	LHB	Wales
% of FP17s for the same patient ID Re-attending within 3 months - Children	46	1,713	2.7%	9.1%	11.3%
% of FP17s for the same patient ID Re-attending within 3 months - Adults	0	0	N/A	16.4%	16.7%
% of FP17s for the same patient ID Re-attending between 3 & 9 months - Children	1,311	1,713	76.5%	55.3%	58.0%
% of FP17s for the same patient ID Re-attending between 3 & 9 months - Adults	0	0	N/A	52.4%	53.7%
% of FP17s for Band 1 Urgent Courses	1	1,724	0.1%	9.2%	8.9%
% of FP17s Relating to Free Repair or Replacements	0	1,724	0.0%	0.7%	0.7%
% of FP17s Relating to Continuations	0	1,724	0.0%	1.1%	0.9%
% of Patients satisfied with the dentistry they have received	2	2	N/A	94.3%	93.9%
% of Patients satisfied with the time they had to wait for an appointment	2	2	N/A	89.5%	88.4%

* This is based on patients treated on this contract for their most recent course of treatment. Figures in italics indicate the base number of FP17s or Patient Questionnaire responses are less than 100. N/A is shown where the base number of responses is less than 10 during the period. % is calculated as Quantity/Base number*100

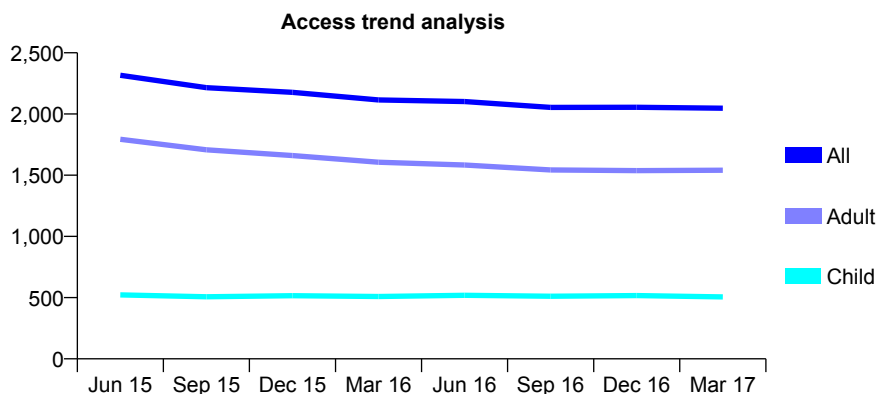
7A4 - Vital Signs At a Glance Contract Report for 161594/0001 - Year end March 2017

Name or company name	Advance Dental Care Ltd
Contract type name	GDS Contract
Purpose of contract	General
Contract start date	16/06/2008
Contract end date	

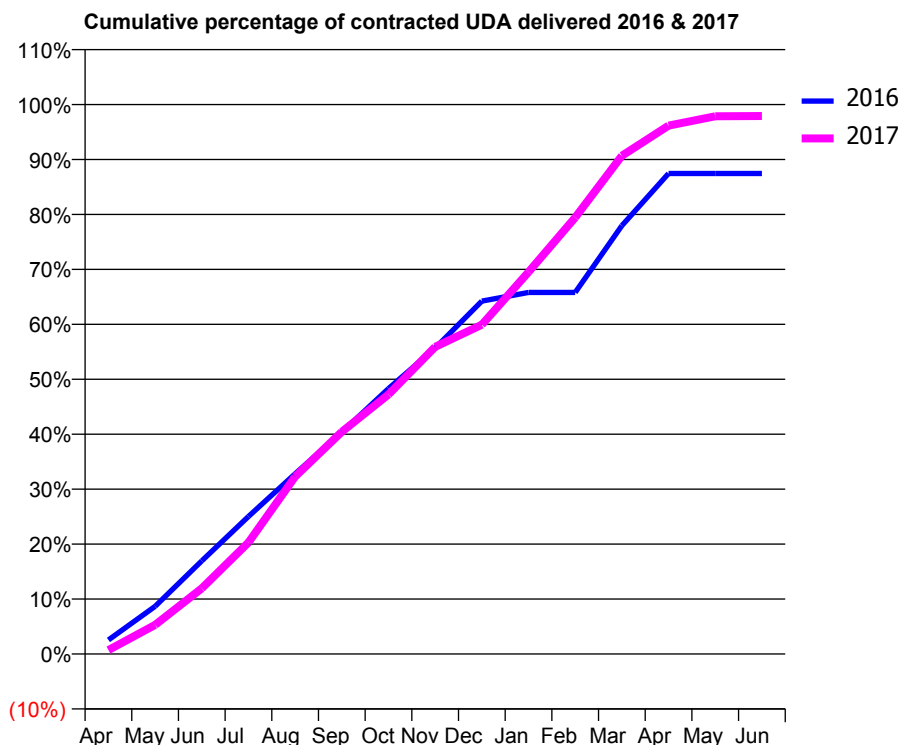
16/17 Contracted general activity (UDA)	10,500
Carry forward general activity (UDA)	0
16/17 Contracted orthodontic activity (UOA)	0
Carry forward orthodontic activity (UOA)	0
Baseline contract value	£253,655.76

ACCESS*

Patients seen in 24 months	Total	Change since previous quarter
Quarter ending March 2016	2,115	
Quarter ending June 2016	2,102	→
Quarter ending September 2016	2,054	↓
Quarter ending December 2016	2,055	→
Quarter ending March 2017	2,047	→
Variance since March 2016	(3.2%)	↓



ACTIVITY



Month	Adjusted Scheduled Activity (UDA)	
	2016	2017
April	270	74
May	912	557
June	1,781	1,255
July	2,628	2,132
August	3,444	3,389
September	4,239	4,245
October	5,071	4,959
November	5,846	5,869
December	6,744	6,292
January	6,910	7,299
February	6,910	8,340
March	8,185	9,521
April	9,181	10,098
May	9,182	10,274
June	9,183	10,279

QUALITY

	Quantity	Base Number	Contract	LHB	Wales
% of FP17s for the same patient ID Re-attending within 3 months - Children	80	812	9.9%	9.1%	11.3%
% of FP17s for the same patient ID Re-attending within 3 months - Adults	830	2,982	27.8%	16.4%	16.7%
% of FP17s for the same patient ID Re-attending between 3 & 9 months - Children	356	812	43.8%	55.3%	58.0%
% of FP17s for the same patient ID Re-attending between 3 & 9 months - Adults	1,379	2,982	46.2%	52.4%	53.7%
% of FP17s for Band 1 Urgent Courses	487	3,560	13.7%	9.2%	8.9%
% of FP17s Relating to Free Repair or Replacements	58	3,560	1.6%	0.7%	0.7%
% of FP17s Relating to Continuations	122	3,560	3.4%	1.1%	0.9%
% of Patients satisfied with the dentistry they have received	21	21	100.0%	94.3%	93.9%
% of Patients satisfied with the time they had to wait for an appointment	20	21	95.2%	89.5%	88.4%

* This is based on patients treated on this contract for their most recent course of treatment. Figures in italics indicate the base number of FP17s or Patient Questionnaire responses are less than 100. N/A is shown where the base number of responses is less than 10 during the period. % is calculated as Quantity/Base number*100

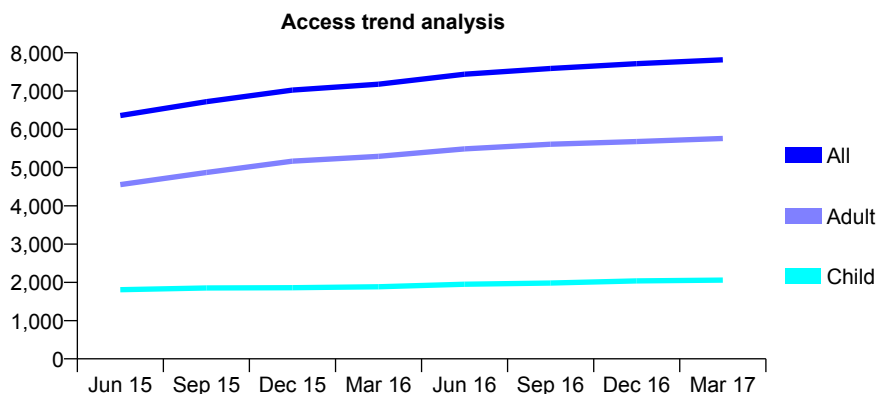
7A4 - Vital Signs At a Glance Contract Report for 165743/0001 - Year end March 2017

Name or company name	MP Roach & CM Lloyd
Contract type name	GDS Contract
Purpose of contract	General
Contract start date	01/04/2011
Contract end date	

16/17 Contracted general activity (UDA)	22,554
Carry forward general activity (UDA)	0
16/17 Contracted orthodontic activity (UOA)	0
Carry forward orthodontic activity (UOA)	0
Baseline contract value	£569,366.58

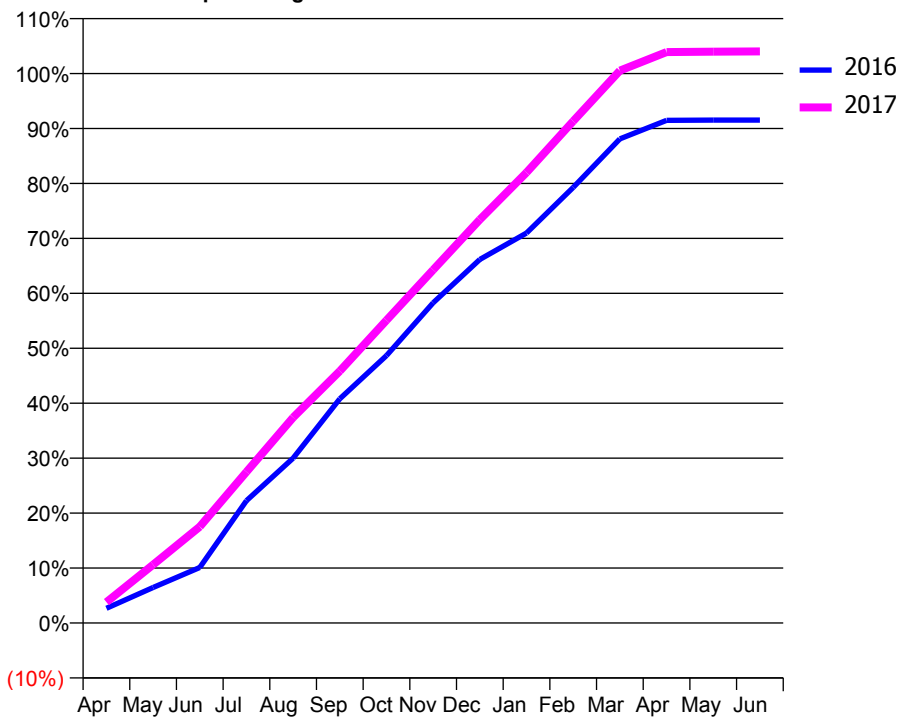
ACCESS*

Patients seen in 24 months	Total	Change since previous quarter
Quarter ending March 2016	7,178	
Quarter ending June 2016	7,441	↑
Quarter ending September 2016	7,592	↑
Quarter ending December 2016	7,717	→
Quarter ending March 2017	7,817	→
Variance since March 2016	8.9%	↑



ACTIVITY

Cumulative percentage of contracted UDA delivered 2016 & 2017



Month	Adjusted Scheduled Activity (UDA)	
	2016	2017
April	604	857
May	1,458	2,396
June	2,277	3,954
July	5,019	6,201
August	6,766	8,438
September	9,204	10,342
October	10,978	12,427
November	13,143	14,493
December	14,924	16,560
January	16,007	18,491
February	17,877	20,596
March	19,870	22,673
April	20,628	23,434
May	20,639	23,451
June	20,644	23,460

QUALITY

	Quantity	Base Number	Contract	LHB	Wales
% of FP17s for the same patient ID Re-attending within 3 months - Children	232	3,394	6.8%	9.1%	11.3%
% of FP17s for the same patient ID Re-attending within 3 months - Adults	1,325	8,947	14.8%	16.4%	16.7%
% of FP17s for the same patient ID Re-attending between 3 & 9 months - Children	2,130	3,394	62.8%	55.3%	58.0%
% of FP17s for the same patient ID Re-attending between 3 & 9 months - Adults	5,241	8,947	58.6%	52.4%	53.7%
% of FP17s for Band 1 Urgent Courses	1,092	12,235	8.9%	9.2%	8.9%
% of FP17s Relating to Free Repair or Replacements	97	12,235	0.8%	0.7%	0.7%
% of FP17s Relating to Continuations	36	12,235	0.3%	1.1%	0.9%
% of Patients satisfied with the dentistry they have received	50	51	98.0%	94.3%	93.9%
% of Patients satisfied with the time they had to wait for an appointment	43	51	84.3%	89.5%	88.4%

* This is based on patients treated on this contract for their most recent course of treatment. Figures in italics indicate the base number of FP17s or Patient Questionnaire responses are less than 100. N/A is shown where the base number of responses is less than 10 during the period. % is calculated as Quantity/Base number*100

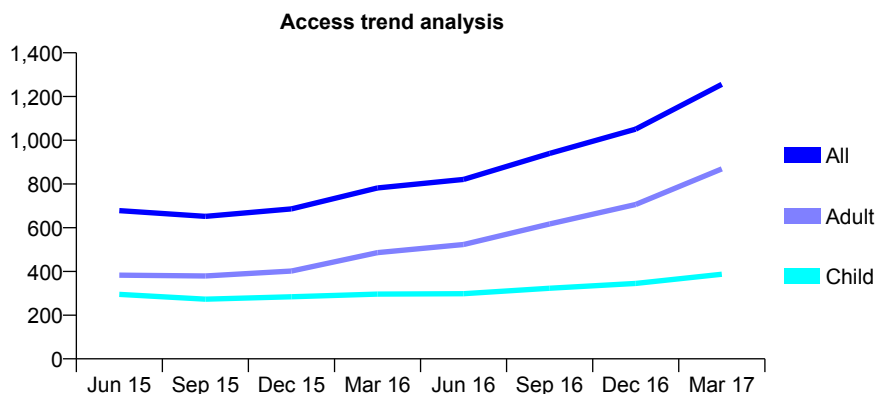
7A4 - Vital Signs At a Glance Contract Report for 172367/0001 - Year end March 2017

Name or company name	Greenfield Dental Care Ltd
Contract type name	GDS Contract
Purpose of contract	General
Contract start date	01/04/2012
Contract end date	

16/17 Contracted general activity (UDA)	3,535
Carry forward general activity (UDA)	-25
16/17 Contracted orthodontic activity (UOA)	0
Carry forward orthodontic activity (UOA)	0
Baseline contract value	£87,984.76

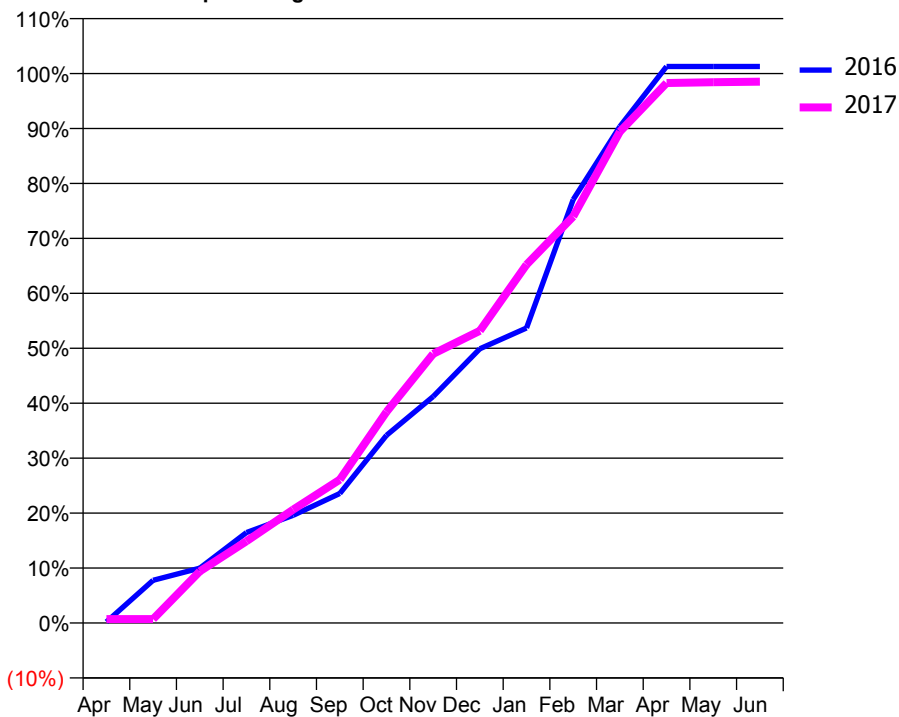
ACCESS*

Patients seen in 24 months	Total	Change since previous quarter
Quarter ending March 2016	782	
Quarter ending June 2016	821	↑
Quarter ending September 2016	940	↑
Quarter ending December 2016	1,051	↑
Quarter ending March 2017	1,256	↑
Variance since March 2016	60.6%	↑



ACTIVITY

Cumulative percentage of contracted UDA delivered 2016 & 2017



Adjusted Scheduled Activity (UDA)

Month	2016	2017
April	4	25
May	154	25
June	197	332
July	325	526
August	387	730
September	466	923
October	675	1,358
November	814	1,732
December	986	1,880
January	1,060	2,306
February	1,522	2,615
March	1,785	3,161
April	2,000	3,474
May	2,000	3,479
June	2,000	3,482

QUALITY

	Quantity	Base Number	Contract	LHB	Wales
% of FP17s for the same patient ID Re-attending within 3 months - Children	39	556	7.0%	9.1%	11.3%
% of FP17s for the same patient ID Re-attending within 3 months - Adults	117	1,068	11.0%	16.4%	16.7%
% of FP17s for the same patient ID Re-attending between 3 & 9 months - Children	261	556	46.9%	55.3%	58.0%
% of FP17s for the same patient ID Re-attending between 3 & 9 months - Adults	431	1,068	40.4%	52.4%	53.7%
% of FP17s for Band 1 Urgent Courses	95	1,696	5.6%	9.2%	8.9%
% of FP17s Relating to Free Repair or Replacements	12	1,696	0.7%	0.7%	0.7%
% of FP17s Relating to Continuations	8	1,696	0.5%	1.1%	0.9%
% of Patients satisfied with the dentistry they have received	3	3	N/A	94.3%	93.9%
% of Patients satisfied with the time they had to wait for an appointment	2	3	N/A	89.5%	88.4%

* This is based on patients treated on this contract for their most recent course of treatment. Figures in italics indicate the base number of FP17s or Patient Questionnaire responses are less than 100. N/A is shown where the base number of responses is less than 10 during the period. % is calculated as Quantity/Base number*100

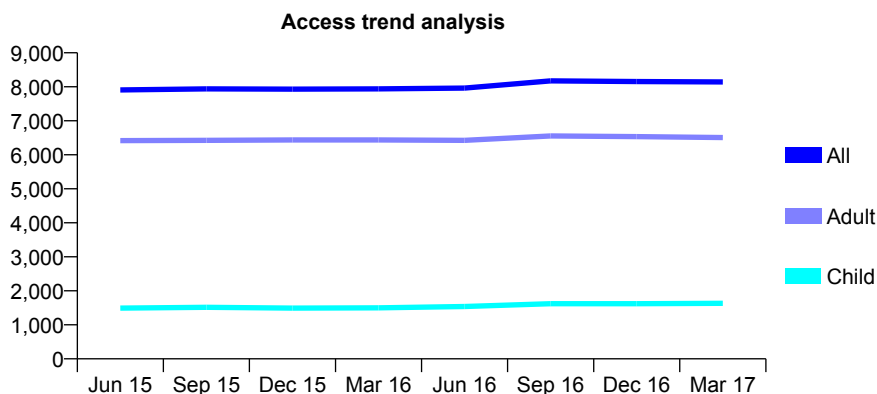
7A4 - Vital Signs At a Glance Contract Report for 172731/0001 - Year end March 2017

Name or company name	Six Gables Dental Practice Ltd
Contract type name	GDS Contract
Purpose of contract	General
Contract start date	01/09/2010
Contract end date	

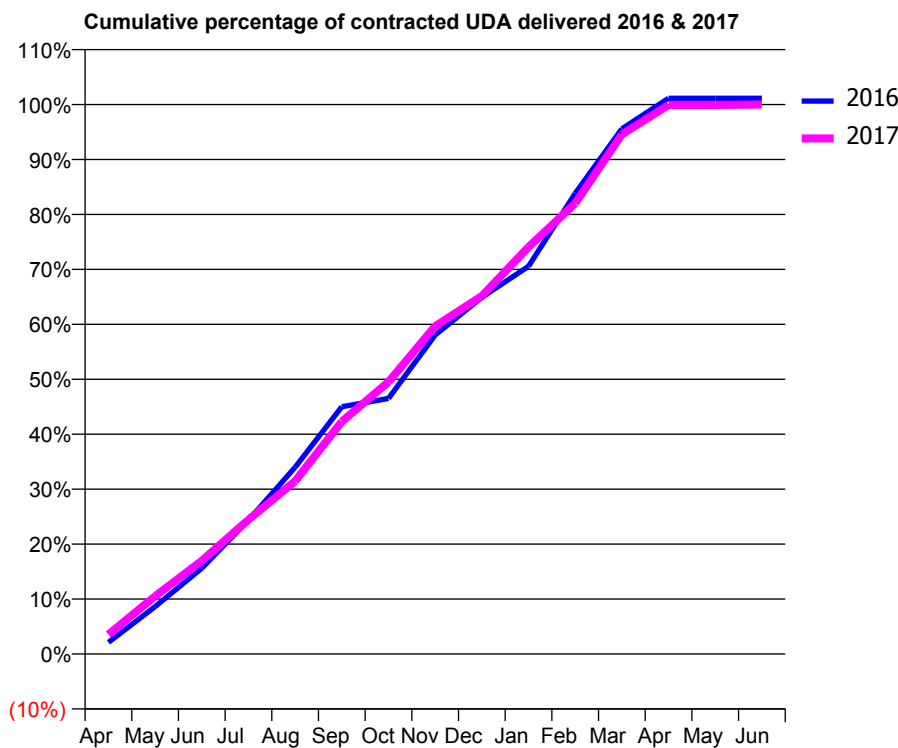
16/17 Contracted general activity (UDA)	24,335
Carry forward general activity (UDA)	-259
16/17 Contracted orthodontic activity (UOA)	0
Carry forward orthodontic activity (UOA)	0
Baseline contract value	£547,105.16

ACCESS*

Patients seen in 24 months	Total	Change since previous quarter
Quarter ending March 2016	7,938	
Quarter ending June 2016	7,964	→
Quarter ending September 2016	8,175	↑
Quarter ending December 2016	8,155	→
Quarter ending March 2017	8,143	→
Variance since March 2016	2.6%	↑



ACTIVITY



Month	Adjusted Scheduled Activity (UDA)	
	2016	2017
April	481	863
May	1,962	2,558
June	3,546	4,131
July	5,530	5,953
August	7,720	7,656
September	10,225	10,298
October	10,564	12,048
November	13,189	14,519
December	14,741	15,855
January	16,024	18,027
February	19,040	19,957
March	21,710	23,011
April	22,973	24,315
May	22,974	24,314
June	22,974	24,330

QUALITY

	Quantity	Base Number	Contract	LHB	Wales
% of FP17s for the same patient ID Re-attending within 3 months - Children	133	2,319	5.7%	9.1%	11.3%
% of FP17s for the same patient ID Re-attending within 3 months - Adults	1,204	9,426	12.8%	16.4%	16.7%
% of FP17s for the same patient ID Re-attending between 3 & 9 months - Children	1,161	2,319	50.1%	55.3%	58.0%
% of FP17s for the same patient ID Re-attending between 3 & 9 months - Adults	5,134	9,426	54.5%	52.4%	53.7%
% of FP17s for Band 1 Urgent Courses	261	11,777	2.2%	9.2%	8.9%
% of FP17s Relating to Free Repair or Replacements	55	11,777	0.5%	0.7%	0.7%
% of FP17s Relating to Continuations	76	11,777	0.6%	1.1%	0.9%
% of Patients satisfied with the dentistry they have received	49	53	92.5%	94.3%	93.9%
% of Patients satisfied with the time they had to wait for an appointment	46	53	86.8%	89.5%	88.4%

* This is based on patients treated on this contract for their most recent course of treatment. Figures in italics indicate the base number of FP17s or Patient Questionnaire responses are less than 100. N/A is shown where the base number of responses is less than 10 during the period. % is calculated as Quantity/Base number*100

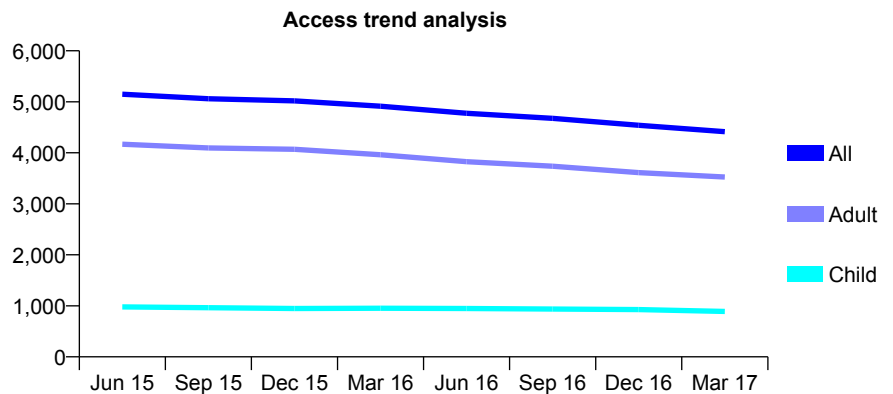
7A4 - Vital Signs At a Glance Contract Report for 174688/0001 - Year end March 2017

Name or company name	Kevin Gracias & Amir Koochek
Contract type name	GDS Contract
Purpose of contract	General
Contract start date	01/04/2013
Contract end date	

16/17 Contracted general activity (UDA)	16,189
Carry forward general activity (UDA)	0
16/17 Contracted orthodontic activity (UOA)	0
Carry forward orthodontic activity (UOA)	0
Baseline contract value	£392,179.88

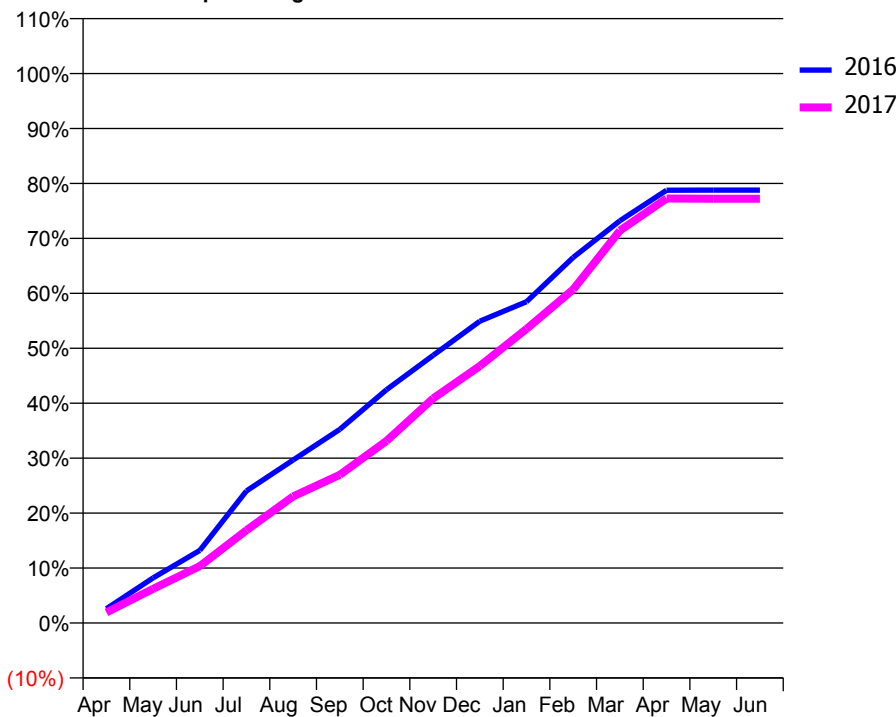
ACCESS*

Patients seen in 24 months	Total	Change since previous quarter
Quarter ending March 2016	4,915	
Quarter ending June 2016	4,774	↓
Quarter ending September 2016	4,675	↓
Quarter ending December 2016	4,540	↓
Quarter ending March 2017	4,415	↓
Variance since March 2016	(10.2%)	↓



ACTIVITY

Cumulative percentage of contracted UDA delivered 2016 & 2017



Month	Adjusted Scheduled Activity (UDA)	
	2016	2017
April	463	311
May	1,462	1,008
June	2,353	1,674
July	4,278	2,730
August	5,278	3,731
September	6,271	4,367
October	7,556	5,366
November	8,667	6,619
December	9,774	7,571
January	10,403	8,665
February	11,840	9,827
March	13,026	11,560
April	14,015	12,505
May	14,017	12,499
June	14,017	12,499

QUALITY

	Quantity	Base Number	Contract	LHB	Wales
% of FP17s for the same patient ID Re-attending within 3 months - Children	47	1,054	4.5%	9.1%	11.3%
% of FP17s for the same patient ID Re-attending within 3 months - Adults	468	4,247	11.0%	16.4%	16.7%
% of FP17s for the same patient ID Re-attending between 3 & 9 months - Children	545	1,054	51.7%	55.3%	58.0%
% of FP17s for the same patient ID Re-attending between 3 & 9 months - Adults	2,382	4,247	56.1%	52.4%	53.7%
% of FP17s for Band 1 Urgent Courses	254	5,212	4.9%	9.2%	8.9%
% of FP17s Relating to Free Repair or Replacements	57	5,212	1.1%	0.7%	0.7%
% of FP17s Relating to Continuations	30	5,212	0.6%	1.1%	0.9%
% of Patients satisfied with the dentistry they have received	9	10	90.0%	94.3%	93.9%
% of Patients satisfied with the time they had to wait for an appointment	8	10	80.0%	89.5%	88.4%

* This is based on patients treated on this contract for their most recent course of treatment. Figures in italics indicate the base number of FP17s or Patient Questionnaire responses are less than 100. N/A is shown where the base number of responses is less than 10 during the period. % is calculated as Quantity/Base number*100

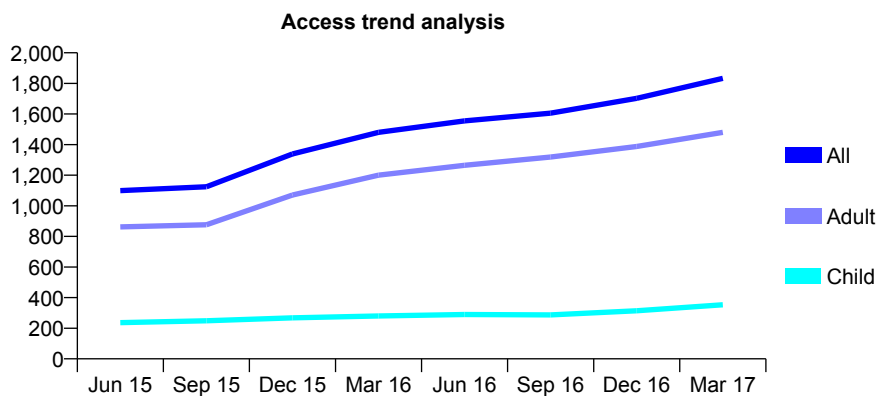
7A4 - Vital Signs At a Glance Contract Report for 182850/0001 - Year end March 2017

Name or company name	M A Hill & S T Hill Ltd
Contract type name	GDS Contract
Purpose of contract	General
Contract start date	01/05/2011
Contract end date	

16/17 Contracted general activity (UDA)	6,721
Carry forward general activity (UDA)	-215
16/17 Contracted orthodontic activity (UOA)	0
Carry forward orthodontic activity (UOA)	0
Baseline contract value	£117,686.15

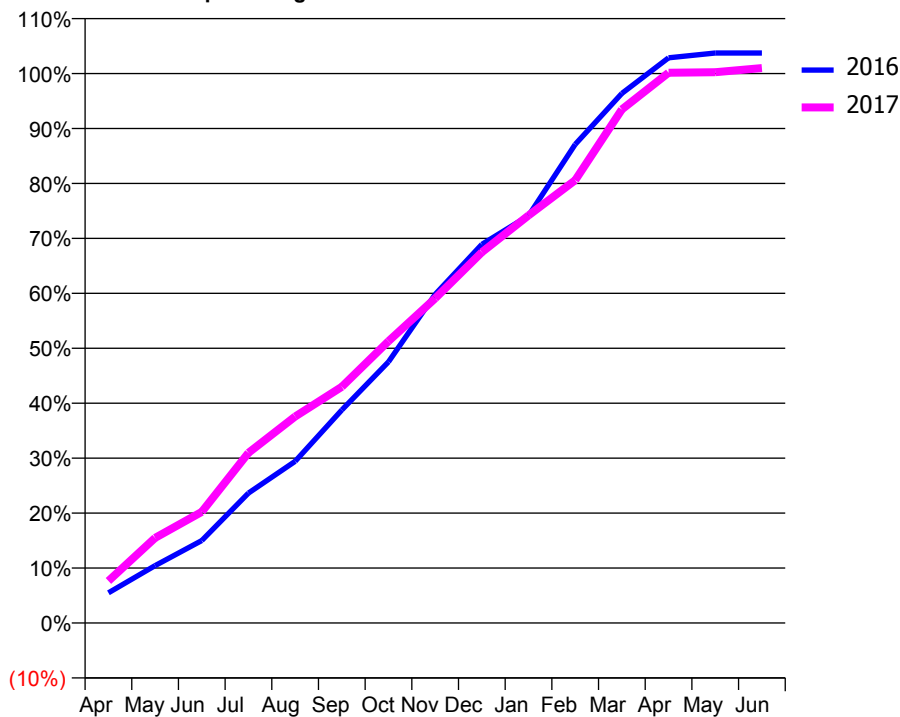
ACCESS*

Patients seen in 24 months	Total	Change since previous quarter
Quarter ending March 2016	1,480	
Quarter ending June 2016	1,555	↑
Quarter ending September 2016	1,606	↑
Quarter ending December 2016	1,702	↑
Quarter ending March 2017	1,833	↑
Variance since March 2016	23.9%	↑



ACTIVITY

Cumulative percentage of contracted UDA delivered 2016 & 2017



Month	Adjusted Scheduled Activity (UDA)	
	2016	2017
April	316	514
May	601	1,042
June	864	1,360
July	1,361	2,081
August	1,693	2,526
September	2,231	2,890
October	2,734	3,447
November	3,442	3,971
December	3,964	4,535
January	4,264	4,985
February	5,012	5,416
March	5,545	6,282
April	5,919	6,730
May	5,968	6,737
June	5,969	6,787

QUALITY

	Quantity	Base Number	Contract	LHB	Wales
% of FP17s for the same patient ID Re-attending within 3 months - Children	52	548	9.5%	9.1%	11.3%
% of FP17s for the same patient ID Re-attending within 3 months - Adults	427	2,195	19.5%	16.4%	16.7%
% of FP17s for the same patient ID Re-attending between 3 & 9 months - Children	315	548	57.5%	55.3%	58.0%
% of FP17s for the same patient ID Re-attending between 3 & 9 months - Adults	1,133	2,195	51.6%	52.4%	53.7%
% of FP17s for Band 1 Urgent Courses	285	2,750	10.4%	9.2%	8.9%
% of FP17s Relating to Free Repair or Replacements	29	2,750	1.1%	0.7%	0.7%
% of FP17s Relating to Continuations	22	2,750	0.8%	1.1%	0.9%
% of Patients satisfied with the dentistry they have received	8	9	N/A	94.3%	93.9%
% of Patients satisfied with the time they had to wait for an appointment	8	9	N/A	89.5%	88.4%

* This is based on patients treated on this contract for their most recent course of treatment. Figures in italics indicate the base number of FP17s or Patient Questionnaire responses are less than 100. N/A is shown where the base number of responses is less than 10 during the period. % is calculated as Quantity/Base number*100

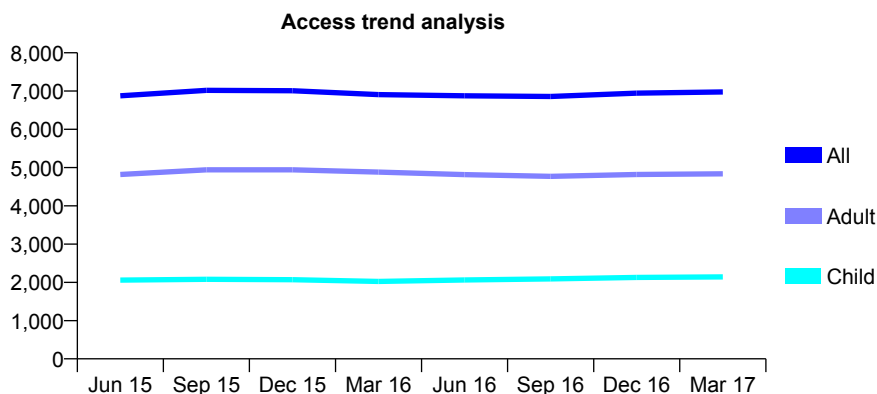
7A4 - Vital Signs At a Glance Contract Report for 190195/0016 - Year end March 2017

Name or company name	Xeon Smiles UK Ltd
Contract type name	GDS Contract
Purpose of contract	General
Contract start date	01/04/2012
Contract end date	

16/17 Contracted general activity (UDA)	21,605
Carry forward general activity (UDA)	140
16/17 Contracted orthodontic activity (UOA)	0
Carry forward orthodontic activity (UOA)	0
Baseline contract value	£524,657.50

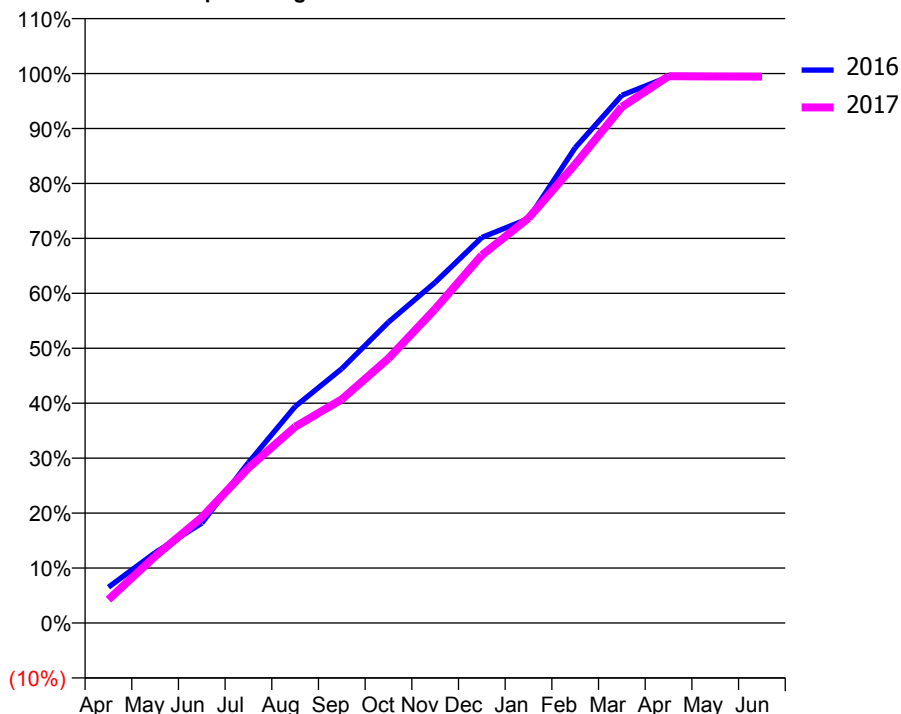
ACCESS*

Patients seen in 24 months	Total	Change since previous quarter
Quarter ending March 2016	6,907	
Quarter ending June 2016	6,877	→
Quarter ending September 2016	6,858	→
Quarter ending December 2016	6,947	→
Quarter ending March 2017	6,978	→
Variance since March 2016	1.0%	→



ACTIVITY

Cumulative percentage of contracted UDA delivered 2016 & 2017



Month	Adjusted Scheduled Activity (UDA)	
	2016	2017
April	1,409	919
May	2,765	2,626
June	3,927	4,153
July	6,307	6,098
August	8,509	7,714
September	9,999	8,797
October	11,831	10,404
November	13,394	12,350
December	15,159	14,463
January	15,900	15,920
February	18,686	18,037
March	20,747	20,293
April	21,477	21,500
May	21,478	21,488
June	21,465	21,485

QUALITY

	Quantity	Base Number	Contract	LHB	Wales
% of FP17s for the same patient ID Re-attending within 3 months - Children	155	2,957	5.2%	9.1%	11.3%
% of FP17s for the same patient ID Re-attending within 3 months - Adults	585	6,118	9.6%	16.4%	16.7%
% of FP17s for the same patient ID Re-attending between 3 & 9 months - Children	1,617	2,957	54.7%	55.3%	58.0%
% of FP17s for the same patient ID Re-attending between 3 & 9 months - Adults	3,045	6,118	49.8%	52.4%	53.7%
% of FP17s for Band 1 Urgent Courses	363	9,121	4.0%	9.2%	8.9%
% of FP17s Relating to Free Repair or Replacements	27	9,121	0.3%	0.7%	0.7%
% of FP17s Relating to Continuations	1	9,121	0.0%	1.1%	0.9%
% of Patients satisfied with the dentistry they have received	17	17	100.0%	94.3%	93.9%
% of Patients satisfied with the time they had to wait for an appointment	14	17	82.4%	89.5%	88.4%

* This is based on patients treated on this contract for their most recent course of treatment. Figures in italics indicate the base number of FP17s or Patient Questionnaire responses are less than 100. N/A is shown where the base number of responses is less than 10 during the period. % is calculated as Quantity/Base number*100

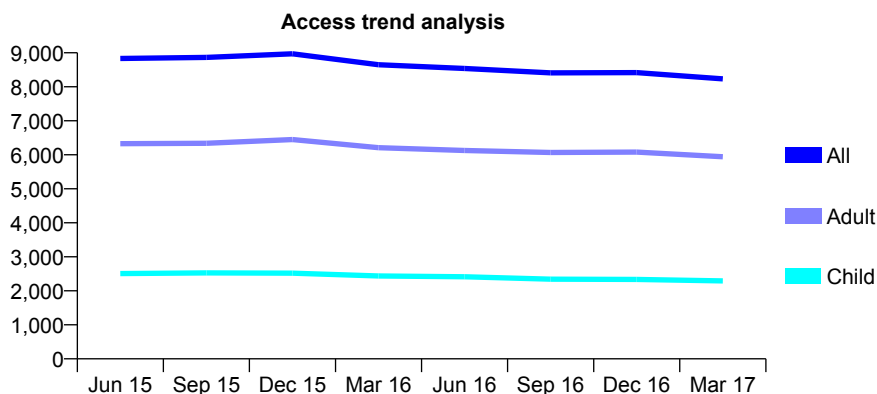
7A4 - Vital Signs At a Glance Contract Report for 190195/0017 - Year end March 2017

Name or company name	Xeon Smiles UK Ltd
Contract type name	GDS Contract
Purpose of contract	General and Orthodontic
Contract start date	01/04/2012
Contract end date	

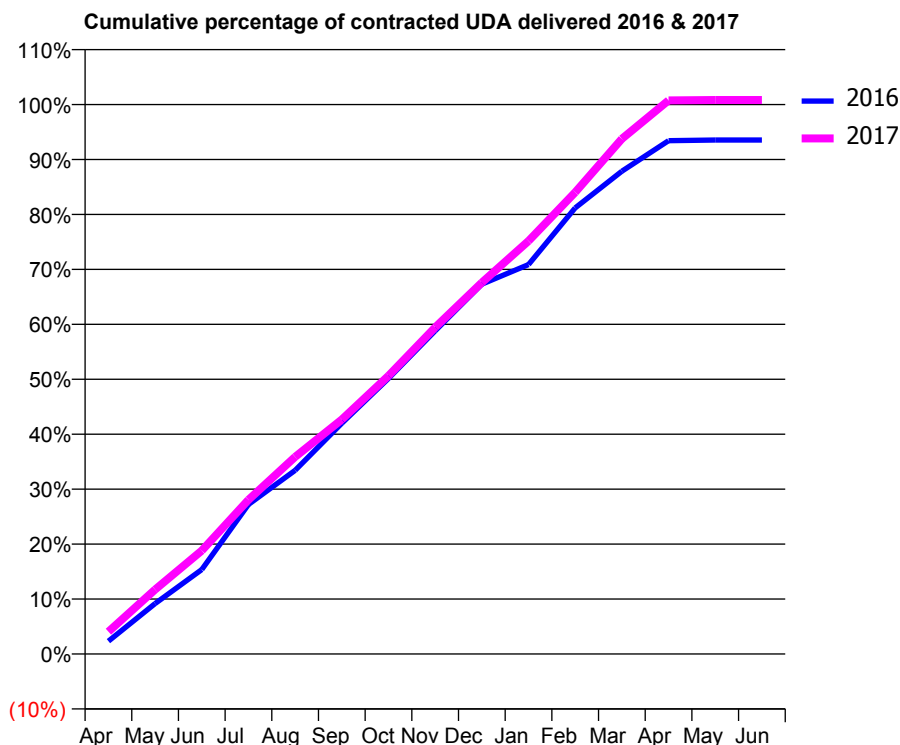
16/17 Contracted general activity (UDA)	31,000
Carry forward general activity (UDA)	0
16/17 Contracted orthodontic activity (UOA)	851
Carry forward orthodontic activity (UOA)	-40
Baseline contract value	£796,488.53

ACCESS*

Patients seen in 24 months	Total	Change since previous quarter
Quarter ending March 2016	8,650	
Quarter ending June 2016	8,541	↓
Quarter ending September 2016	8,411	↓
Quarter ending December 2016	8,416	→
Quarter ending March 2017	8,235	↓
Variance since March 2016	(4.8%)	↓



ACTIVITY



Month	Adjusted Scheduled Activity (UDA)	
	2016	2017
April	728	1,260
May	2,847	3,641
June	4,765	5,838
July	8,435	8,704
August	10,361	11,123
September	13,018	13,230
October	15,542	15,693
November	18,231	18,430
December	20,862	20,954
January	21,969	23,302
February	25,167	26,047
March	27,236	29,061
April	28,960	31,233
May	28,994	31,252
June	28,998	31,252

QUALITY

	Quantity	Base Number	Contract	LHB	Wales
% of FP17s for the same patient ID Re-attending within 3 months - Children	249	3,266	7.6%	9.1%	11.3%
% of FP17s for the same patient ID Re-attending within 3 months - Adults	1,150	7,828	14.7%	16.4%	16.7%
% of FP17s for the same patient ID Re-attending between 3 & 9 months - Children	1,945	3,266	59.6%	55.3%	58.0%
% of FP17s for the same patient ID Re-attending between 3 & 9 months - Adults	4,551	7,828	58.1%	52.4%	53.7%
% of FP17s for Band 1 Urgent Courses	508	11,213	4.5%	9.2%	8.9%
% of FP17s Relating to Free Repair or Replacements	57	11,213	0.5%	0.7%	0.7%
% of FP17s Relating to Continuations	55	11,213	0.5%	1.1%	0.9%
% of Patients satisfied with the dentistry they have received	43	50	86.0%	94.3%	93.9%
% of Patients satisfied with the time they had to wait for an appointment	39	50	78.0%	89.5%	88.4%

* This is based on patients treated on this contract for their most recent course of treatment. Figures in italics indicate the base number of FP17s or Patient Questionnaire responses are less than 100. N/A is shown where the base number of responses is less than 10 during the period. % is calculated as Quantity/Base number*100

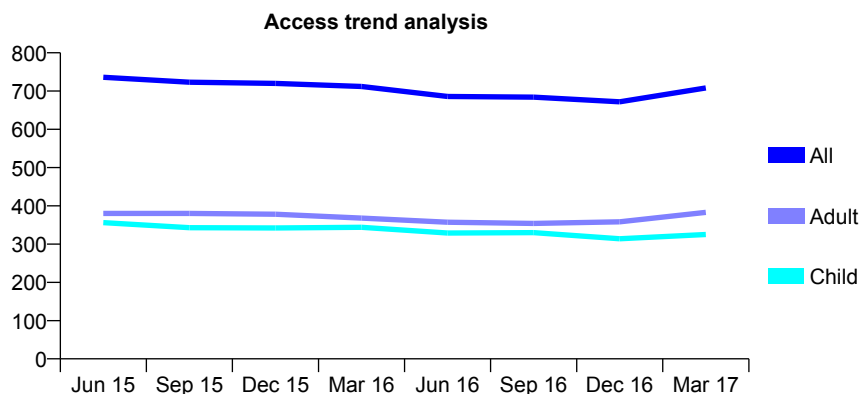
7A4 - Vital Signs At a Glance Contract Report for 190225/0001 - Year end March 2017

Name or company name	Bay House Dental Practice Ltd
Contract type name	GDS Contract
Purpose of contract	General and Orthodontic
Contract start date	01/04/2011
Contract end date	

16/17 Contracted general activity (UDA)	2,544
Carry forward general activity (UDA)	-54
16/17 Contracted orthodontic activity (UOA)	450
Carry forward orthodontic activity (UOA)	3
Baseline contract value	£102,347.60

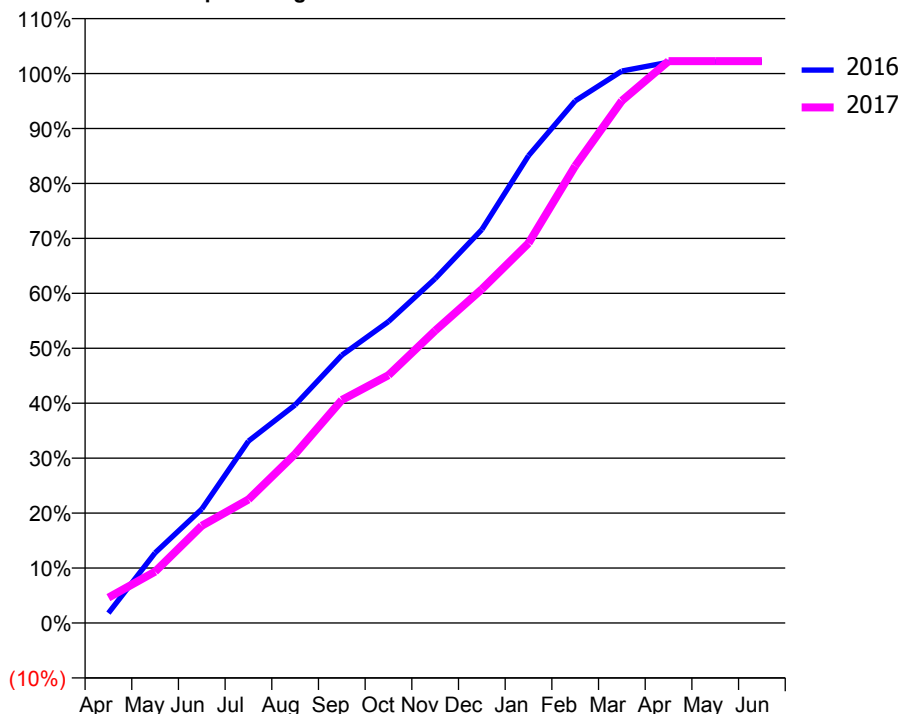
ACCESS*

Patients seen in 24 months	Total	Change since previous quarter
Quarter ending March 2016	712	
Quarter ending June 2016	686	↓
Quarter ending September 2016	684	→
Quarter ending December 2016	672	↓
Quarter ending March 2017	708	↑
Variance since March 2016	(0.6%)	→



ACTIVITY

Cumulative percentage of contracted UDA delivered 2016 & 2017



Month	Adjusted Scheduled Activity (UDA)	
	2016	2017
April	46	118
May	325	238
June	528	450
July	843	572
August	1,009	783
September	1,240	1,033
October	1,396	1,148
November	1,594	1,354
December	1,821	1,546
January	2,164	1,759
February	2,417	2,116
March	2,556	2,418
April	2,596	2,601
May	2,598	2,601
June	2,598	2,601

QUALITY

	Quantity	Base Number	Contract	LHB	Wales
% of FP17s for the same patient ID Re-attending within 3 months - Children	73	551	13.2%	9.1%	11.3%
% of FP17s for the same patient ID Re-attending within 3 months - Adults	108	599	18.0%	16.4%	16.7%
% of FP17s for the same patient ID Re-attending between 3 & 9 months - Children	324	551	58.8%	55.3%	58.0%
% of FP17s for the same patient ID Re-attending between 3 & 9 months - Adults	346	599	57.8%	52.4%	53.7%
% of FP17s for Band 1 Urgent Courses	116	1,144	10.1%	9.2%	8.9%
% of FP17s Relating to Free Repair or Replacements	1	1,144	0.1%	0.7%	0.7%
% of FP17s Relating to Continuations	17	1,144	1.5%	1.1%	0.9%
% of Patients satisfied with the dentistry they have received	2	2	N/A	94.3%	93.9%
% of Patients satisfied with the time they had to wait for an appointment	1	2	N/A	89.5%	88.4%

* This is based on patients treated on this contract for their most recent course of treatment. Figures in italics indicate the base number of FP17s or Patient Questionnaire responses are less than 100. N/A is shown where the base number of responses is less than 10 during the period. % is calculated as Quantity/Base number*100

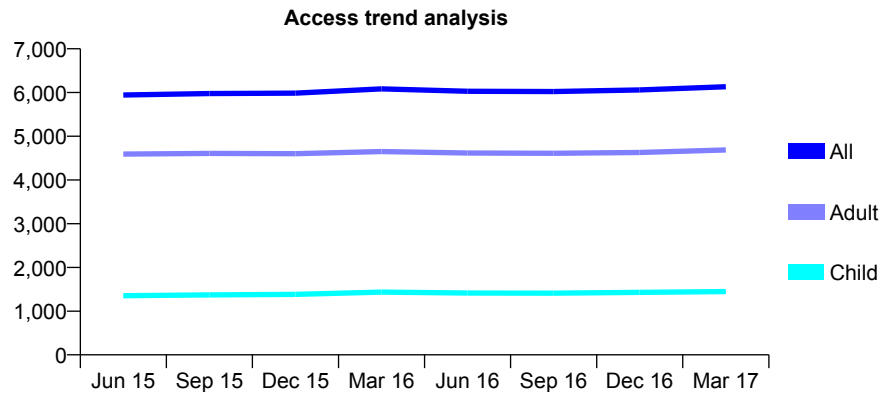
7A4 - Vital Signs At a Glance Contract Report for 191841/0001 - Year end March 2017

Name or company name	RWH Limited
Contract type name	GDS Contract
Purpose of contract	General
Contract start date	01/04/2011
Contract end date	

16/17 Contracted general activity (UDA)	20,936
Carry forward general activity (UDA)	-292
16/17 Contracted orthodontic activity (UOA)	0
Carry forward orthodontic activity (UOA)	0
Baseline contract value	£507,138.33

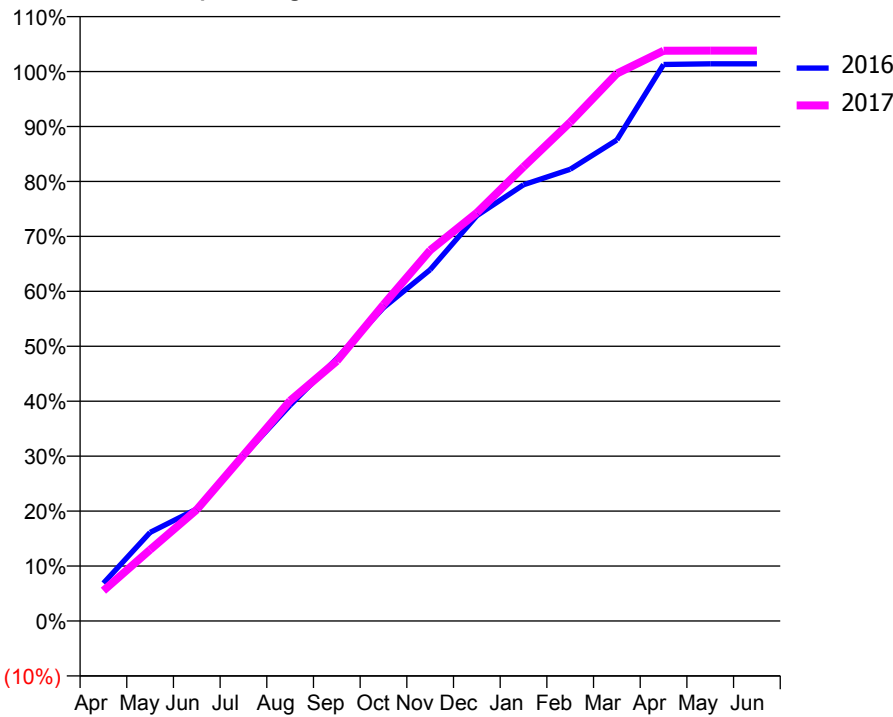
ACCESS*

Patients seen in 24 months	Total	Change since previous quarter
Quarter ending March 2016	6,083	
Quarter ending June 2016	6,030	→
Quarter ending September 2016	6,021	→
Quarter ending December 2016	6,058	→
Quarter ending March 2017	6,132	→
Variance since March 2016	0.8%	→



ACTIVITY

Cumulative percentage of contracted UDA delivered 2016 & 2017



Month	Adjusted Scheduled Activity (UDA)	
	2016	2017
April	1,439	1,157
May	3,377	2,718
June	4,270	4,246
July	6,293	6,319
August	8,224	8,394
September	10,002	9,902
October	11,939	12,052
November	13,386	14,128
December	15,444	15,553
January	16,621	17,301
February	17,208	19,005
March	18,328	20,857
April	21,204	21,728
May	21,230	21,732
June	21,228	21,732

QUALITY

	Quantity	Base Number	Contract	LHB	Wales
% of FP17s for the same patient ID Re-attending within 3 months - Children	227	2,564	8.9%	9.1%	11.3%
% of FP17s for the same patient ID Re-attending within 3 months - Adults	2,061	9,512	21.7%	16.4%	16.7%
% of FP17s for the same patient ID Re-attending between 3 & 9 months - Children	1,568	2,564	61.2%	55.3%	58.0%
% of FP17s for the same patient ID Re-attending between 3 & 9 months - Adults	5,542	9,512	58.3%	52.4%	53.7%
% of FP17s for Band 1 Urgent Courses	905	11,094	8.2%	9.2%	8.9%
% of FP17s Relating to Free Repair or Replacements	146	11,094	1.3%	0.7%	0.7%
% of FP17s Relating to Continuations	321	11,094	2.9%	1.1%	0.9%
% of Patients satisfied with the dentistry they have received	34	34	100.0%	94.3%	93.9%
% of Patients satisfied with the time they had to wait for an appointment	34	34	100.0%	89.5%	88.4%

* This is based on patients treated on this contract for their most recent course of treatment. Figures in italics indicate the base number of FP17s or Patient Questionnaire responses are less than 100. N/A is shown where the base number of responses is less than 10 during the period. % is calculated as Quantity/Base number*100

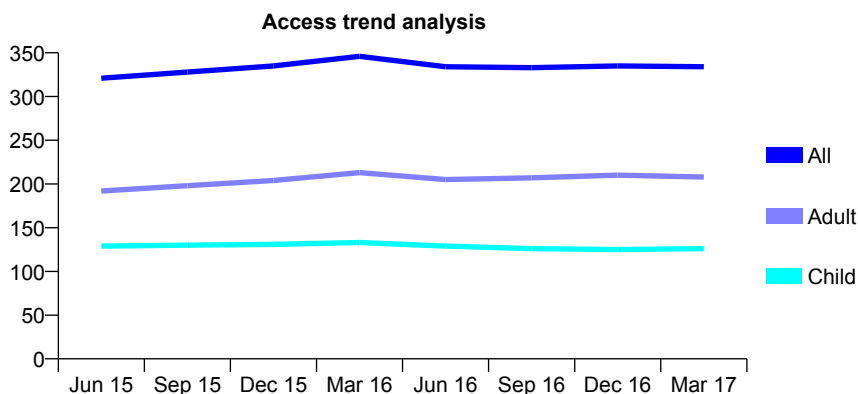
7A4 - Vital Signs At a Glance Contract Report for 195359/0001 - Year end March 2017

Name or company name	Rebecca Close & David Edward Webster
Contract type name	GDS Contract
Purpose of contract	General
Contract start date	01/08/2013
Contract end date	

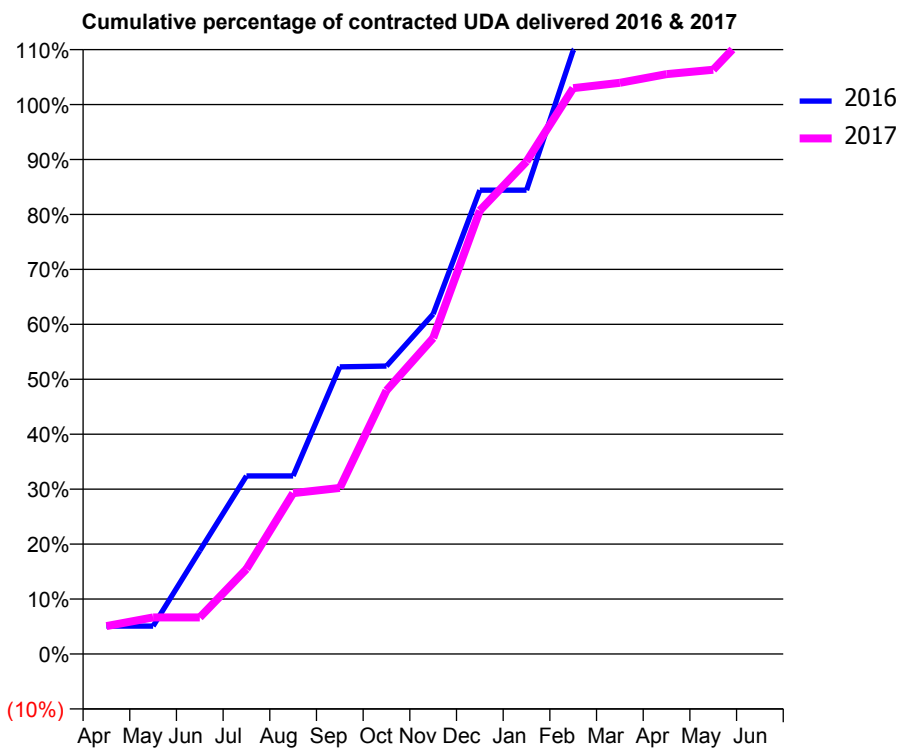
16/17 Contracted general activity (UDA)	630
Carry forward general activity (UDA)	-32
16/17 Contracted orthodontic activity (UOA)	0
Carry forward orthodontic activity (UOA)	0
Baseline contract value	£16,108.87

ACCESS*

Patients seen in 24 months	Total	Change since previous quarter
Quarter ending March 2016	346	
Quarter ending June 2016	334	↓
Quarter ending September 2016	333	→
Quarter ending December 2016	335	→
Quarter ending March 2017	334	→
Variance since March 2016	(3.5%)	↓



ACTIVITY



Month	Adjusted Scheduled Activity (UDA)	
	2016	2017
April	32	32
May	32	42
June	118	42
July	204	97
August	204	184
September	329	190
October	330	302
November	390	362
December	532	508
January	532	565
February	692	649
March	743	655
April	799	665
May	824	670
June	824	726

QUALITY

	Quantity	Base Number	Contract	LHB	Wales
% of FP17s for the same patient ID Re-attending within 3 months - Children	15	181	8.3%	9.1%	11.3%
% of FP17s for the same patient ID Re-attending within 3 months - Adults	16	221	7.2%	16.4%	16.7%
% of FP17s for the same patient ID Re-attending between 3 & 9 months - Children	101	181	55.8%	55.3%	58.0%
% of FP17s for the same patient ID Re-attending between 3 & 9 months - Adults	116	221	52.5%	52.4%	53.7%
% of FP17s for Band 1 Urgent Courses	17	396	4.3%	9.2%	8.9%
% of FP17s Relating to Free Repair or Replacements	0	396	0.0%	0.7%	0.7%
% of FP17s Relating to Continuations	0	396	0.0%	1.1%	0.9%
% of Patients satisfied with the dentistry they have received	1	1	N/A	94.3%	93.9%
% of Patients satisfied with the time they had to wait for an appointment	1	1	N/A	89.5%	88.4%

* This is based on patients treated on this contract for their most recent course of treatment. Figures in italics indicate the base number of FP17s or Patient Questionnaire responses are less than 100. N/A is shown where the base number of responses is less than 10 during the period. % is calculated as Quantity/Base number*100

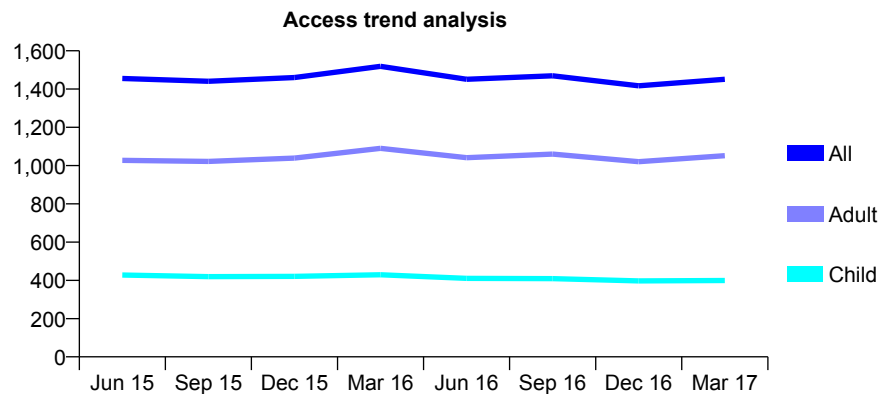
7A4 - Vital Signs At a Glance Contract Report for 222798/0001 - Year end March 2017

Name or company name	MR RJ CAPRON
Contract type name	GDS Contract
Purpose of contract	General
Contract start date	01/04/2006
Contract end date	

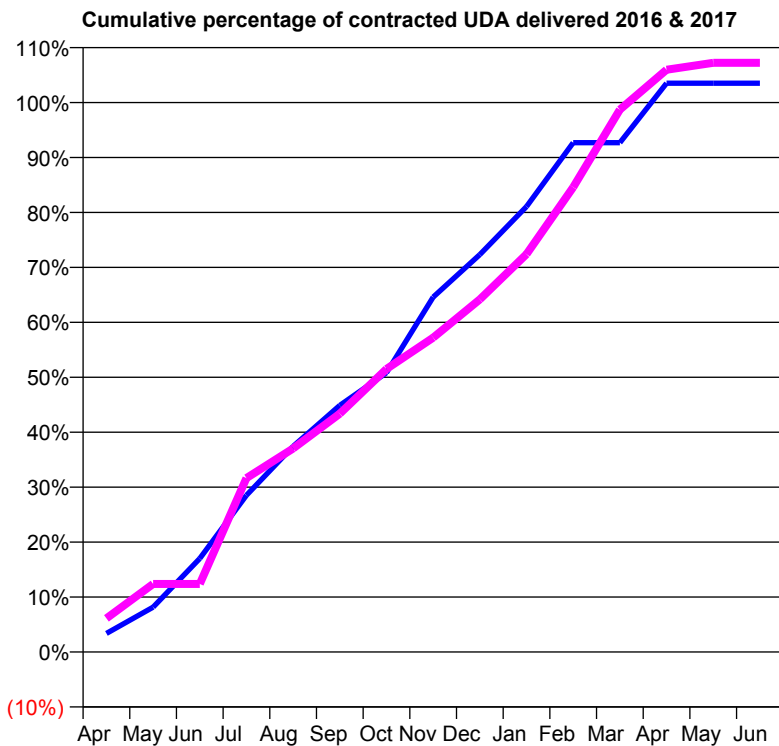
16/17 Contracted general activity (UDA)	4,839
Carry forward general activity (UDA)	-170
16/17 Contracted orthodontic activity (UOA)	0
Carry forward orthodontic activity (UOA)	0
Baseline contract value	£135,803.05

ACCESS*

Patients seen in 24 months	Total	Change since previous quarter
Quarter ending March 2016	1,519	
Quarter ending June 2016	1,451	↓
Quarter ending September 2016	1,469	→
Quarter ending December 2016	1,417	↓
Quarter ending March 2017	1,451	↑
Variance since March 2016	(4.5%)	↓



ACTIVITY



Month	Adjusted Scheduled Activity (UDA)	
	2016	2017
April	164	296
May	395	599
June	824	599
July	1,380	1,532
August	1,811	1,792
September	2,172	2,099
October	2,460	2,493
November	3,126	2,768
December	3,500	3,105
January	3,923	3,503
February	4,485	4,093
March	4,485	4,777
April	5,009	5,128
May	5,009	5,188
June	5,009	5,188

QUALITY

	Quantity	Base Number	Contract	LHB	Wales
% of FP17s for the same patient ID Re-attending within 3 months - Children	42	482	8.7%	9.1%	11.3%
% of FP17s for the same patient ID Re-attending within 3 months - Adults	320	1,384	23.1%	16.4%	16.7%
% of FP17s for the same patient ID Re-attending between 3 & 9 months - Children	153	482	31.7%	55.3%	58.0%
% of FP17s for the same patient ID Re-attending between 3 & 9 months - Adults	551	1,384	39.8%	52.4%	53.7%
% of FP17s for Band 1 Urgent Courses	316	1,751	18.0%	9.2%	8.9%
% of FP17s Relating to Free Repair or Replacements	0	1,751	0.0%	0.7%	0.7%
% of FP17s Relating to Continuations	12	1,751	0.7%	1.1%	0.9%
% of Patients satisfied with the dentistry they have received	5	6	N/A	94.3%	93.9%
% of Patients satisfied with the time they had to wait for an appointment	5	6	N/A	89.5%	88.4%

* This is based on patients treated on this contract for their most recent course of treatment. Figures in italics indicate the base number of FP17s or Patient Questionnaire responses are less than 100. N/A is shown where the base number of responses is less than 10 during the period. % is calculated as Quantity/Base number*100

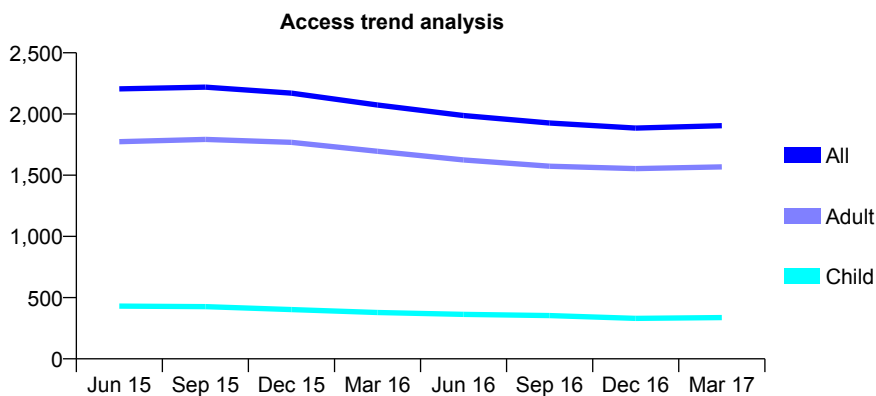
7A4 - Vital Signs At a Glance Contract Report for 239887/0001 - Year end March 2017

Name or company name	MISS S YEGANEH
Contract type name	GDS Contract
Purpose of contract	General
Contract start date	01/04/2006
Contract end date	

16/17 Contracted general activity (UDA)	7,705
Carry forward general activity (UDA)	-101
16/17 Contracted orthodontic activity (UOA)	0
Carry forward orthodontic activity (UOA)	0
Baseline contract value	£153,669.76

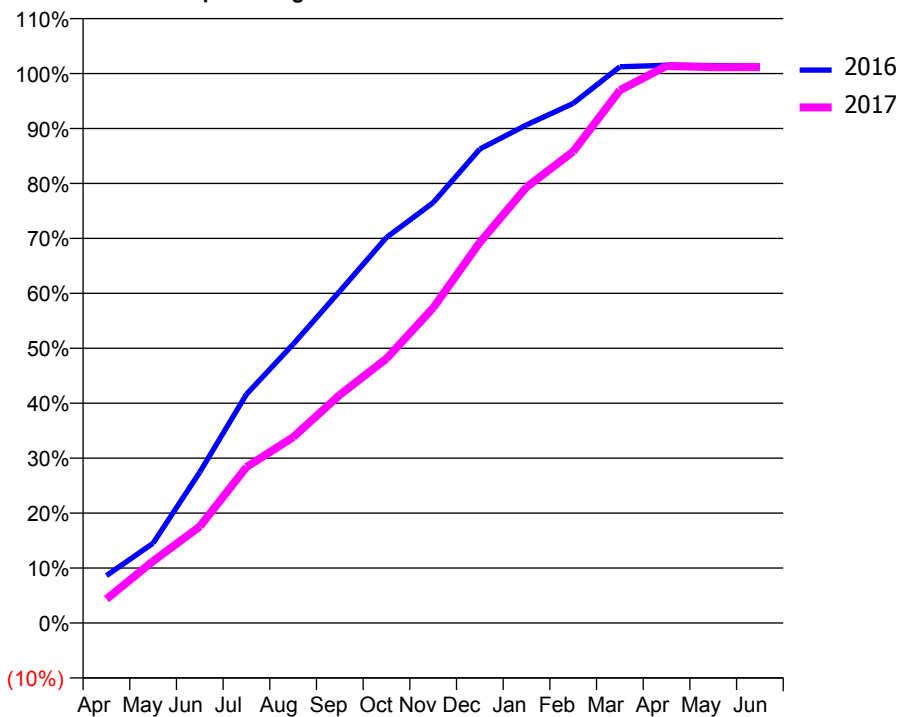
ACCESS*

Patients seen in 24 months	Total	Change since previous quarter
Quarter ending March 2016	2,074	
Quarter ending June 2016	1,988	↓
Quarter ending September 2016	1,926	↓
Quarter ending December 2016	1,885	↓
Quarter ending March 2017	1,905	→
Variance since March 2016	(8.1%)	↓



ACTIVITY

Cumulative percentage of contracted UDA delivered 2016 & 2017



Month	Adjusted Scheduled Activity (UDA)	
	2016	2017
April	666	336
May	1,119	869
June	2,116	1,353
July	3,208	2,187
August	3,910	2,606
September	4,653	3,200
October	5,407	3,706
November	5,894	4,420
December	6,646	5,338
January	6,984	6,110
February	7,286	6,611
March	7,799	7,471
April	7,820	7,811
May	7,817	7,792
June	7,806	7,795

QUALITY

	Quantity	Base Number	Contract	LHB	Wales
% of FP17s for the same patient ID Re-attending within 3 months - Children	28	565	5.0%	9.1%	11.3%
% of FP17s for the same patient ID Re-attending within 3 months - Adults	217	2,321	9.3%	16.4%	16.7%
% of FP17s for the same patient ID Re-attending between 3 & 9 months - Children	352	565	62.3%	55.3%	58.0%
% of FP17s for the same patient ID Re-attending between 3 & 9 months - Adults	1,355	2,321	58.4%	52.4%	53.7%
% of FP17s for Band 1 Urgent Courses	113	2,968	3.8%	9.2%	8.9%
% of FP17s Relating to Free Repair or Replacements	8	2,968	0.3%	0.7%	0.7%
% of FP17s Relating to Continuations	5	2,968	0.2%	1.1%	0.9%
% of Patients satisfied with the dentistry they have received	11	13	84.6%	94.3%	93.9%
% of Patients satisfied with the time they had to wait for an appointment	12	13	92.3%	89.5%	88.4%

* This is based on patients treated on this contract for their most recent course of treatment. Figures in italics indicate the base number of FP17s or Patient Questionnaire responses are less than 100. N/A is shown where the base number of responses is less than 10 during the period. % is calculated as Quantity/Base number*100

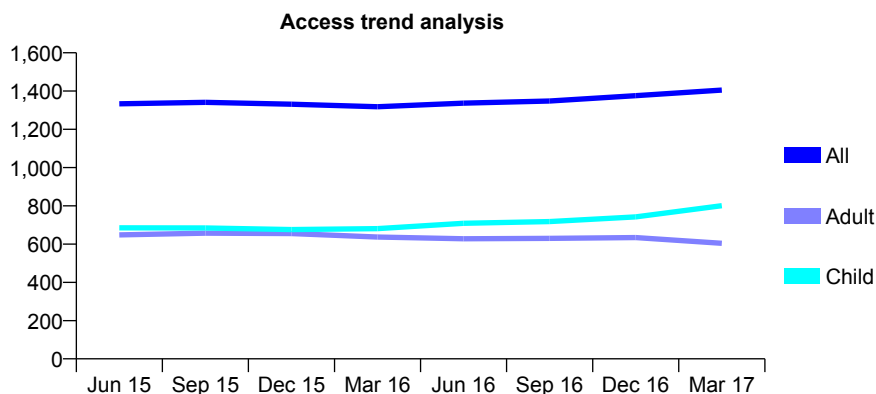
7A4 - Vital Signs At a Glance Contract Report for 250090/0001 - Year end March 2017

Name or company name	MR M THOMAS
Contract type name	GDS Contract
Purpose of contract	General
Contract start date	01/04/2006
Contract end date	

16/17 Contracted general activity (UDA)	4,509
Carry forward general activity (UDA)	0
16/17 Contracted orthodontic activity (UOA)	0
Carry forward orthodontic activity (UOA)	0
Baseline contract value	£110,363.69

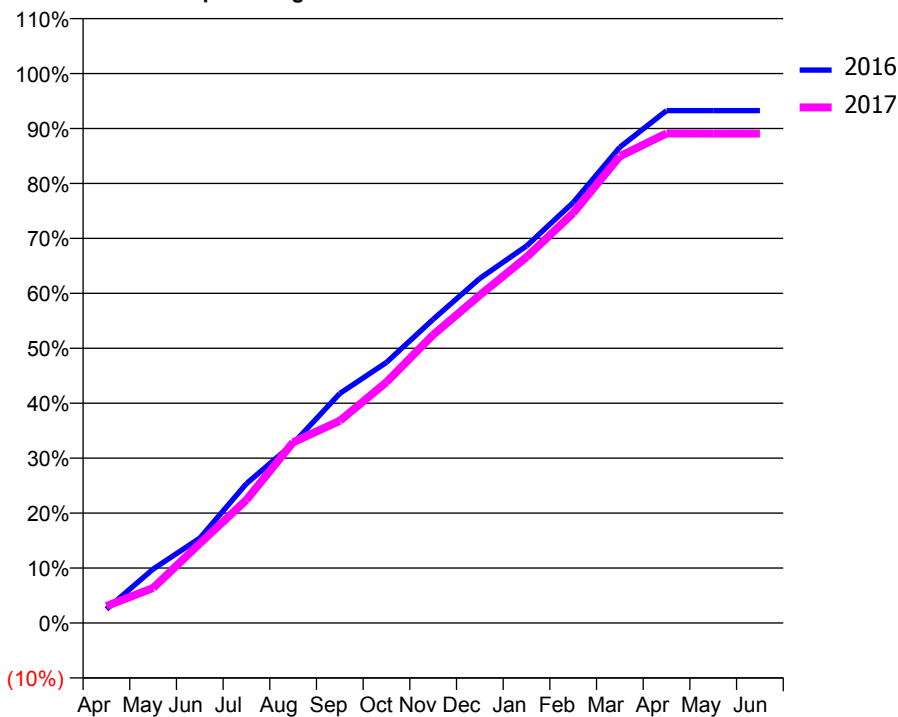
ACCESS*

Patients seen in 24 months	Total	Change since previous quarter
Quarter ending March 2016	1,318	
Quarter ending June 2016	1,337	→
Quarter ending September 2016	1,348	→
Quarter ending December 2016	1,376	↑
Quarter ending March 2017	1,405	↑
Variance since March 2016	6.6%	↑



ACTIVITY

Cumulative percentage of contracted UDA delivered 2016 & 2017



Month	Adjusted Scheduled Activity (UDA)	
	2016	2017
April	122	140
May	473	288
June	744	653
July	1,223	1,011
August	1,574	1,483
September	2,013	1,660
October	2,287	1,977
November	2,664	2,365
December	3,023	2,690
January	3,307	3,002
February	3,689	3,364
March	4,174	3,830
April	4,495	4,017
May	4,495	4,016
June	4,495	4,016

QUALITY

	Quantity	Base Number	Contract	LHB	Wales
% of FP17s for the same patient ID Re-attending within 3 months - Children	173	1,492	11.6%	9.1%	11.3%
% of FP17s for the same patient ID Re-attending within 3 months - Adults	182	839	21.7%	16.4%	16.7%
% of FP17s for the same patient ID Re-attending between 3 & 9 months - Children	1,005	1,492	67.4%	55.3%	58.0%
% of FP17s for the same patient ID Re-attending between 3 & 9 months - Adults	448	839	53.4%	52.4%	53.7%
% of FP17s for Band 1 Urgent Courses	274	2,297	11.9%	9.2%	8.9%
% of FP17s Relating to Free Repair or Replacements	5	2,297	0.2%	0.7%	0.7%
% of FP17s Relating to Continuations	4	2,297	0.2%	1.1%	0.9%
% of Patients satisfied with the dentistry they have received	4	4	N/A	94.3%	93.9%
% of Patients satisfied with the time they had to wait for an appointment	4	4	N/A	89.5%	88.4%

* This is based on patients treated on this contract for their most recent course of treatment. Figures in italics indicate the base number of FP17s or Patient Questionnaire responses are less than 100. N/A is shown where the base number of responses is less than 10 during the period. % is calculated as Quantity/Base number*100

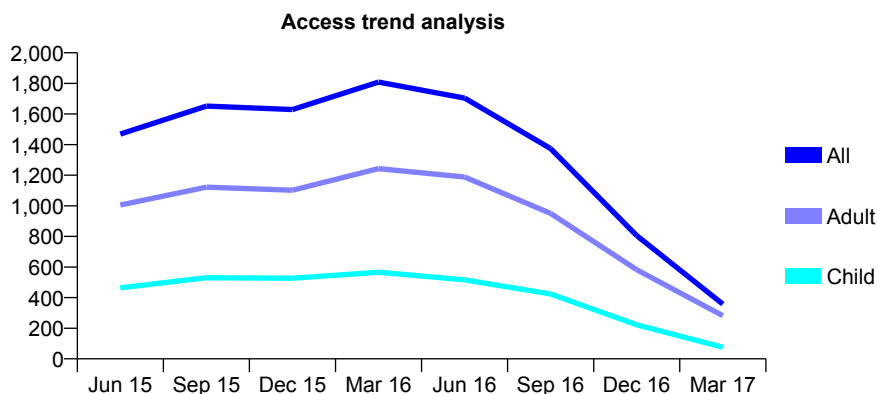
7A4 - Vital Signs At a Glance Contract Report for 261475/0001 - Year end March 2017

Name or company name	MISS KE PALMER
Contract type name	GDS Contract
Purpose of contract	General
Contract start date	01/04/2006
Contract end date	31/08/2016

16/17 Contracted general activity (UDA)	2,121
Carry forward general activity (UDA)	57
16/17 Contracted orthodontic activity (UOA)	0
Carry forward orthodontic activity (UOA)	0
Baseline contract value	£54,955.63

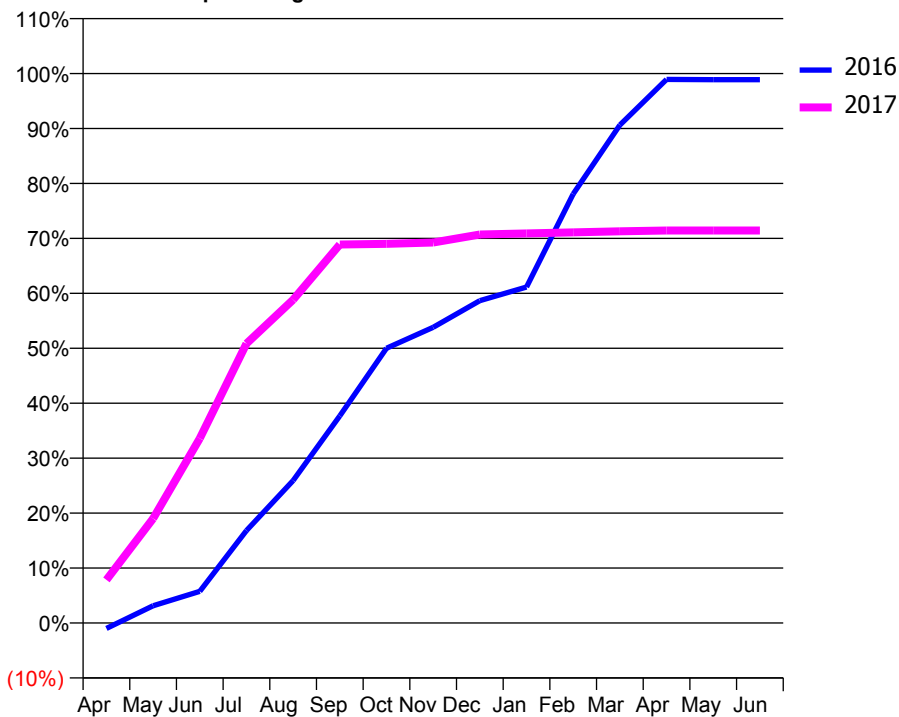
ACCESS*

Patients seen in 24 months	Total	Change since previous quarter
Quarter ending March 2016	1,809	
Quarter ending June 2016	1,704	↓
Quarter ending September 2016	1,374	↓
Quarter ending December 2016	806	↓
Quarter ending March 2017	358	↓
Variance since March 2016	(80.2%)	↓



ACTIVITY

Cumulative percentage of contracted UDA delivered 2016 & 2017



Month	Adjusted Scheduled Activity (UDA)	
	2016	2017
April	-51	166
May	160	403
June	294	713
July	857	1,079
August	1,320	1,248
September	1,919	1,461
October	2,546	1,464
November	2,740	1,469
December	2,987	1,500
January	3,113	1,504
February	3,974	1,508
March	4,614	1,512
April	5,036	1,515
May	5,034	1,515
June	5,034	1,515

QUALITY

	Quantity	Base Number	Contract	LHB	Wales
% of FP17s for the same patient ID Re-attending within 3 months - Children	8	318	2.5%	9.1%	11.3%
% of FP17s for the same patient ID Re-attending within 3 months - Adults	73	723	10.1%	16.4%	16.7%
% of FP17s for the same patient ID Re-attending between 3 & 9 months - Children	201	318	63.2%	55.3%	58.0%
% of FP17s for the same patient ID Re-attending between 3 & 9 months - Adults	392	723	54.2%	52.4%	53.7%
% of FP17s for Band 1 Urgent Courses	74	857	8.6%	9.2%	8.9%
% of FP17s Relating to Free Repair or Replacements	15	857	1.8%	0.7%	0.7%
% of FP17s Relating to Continuations	0	857	0.0%	1.1%	0.9%
% of Patients satisfied with the dentistry they have received	7	8	N/A	94.3%	93.9%
% of Patients satisfied with the time they had to wait for an appointment	7	8	N/A	89.5%	88.4%

* This is based on patients treated on this contract for their most recent course of treatment. Figures in italics indicate the base number of FP17s or Patient Questionnaire responses are less than 100. N/A is shown where the base number of responses is less than 10 during the period. % is calculated as Quantity/Base number*100

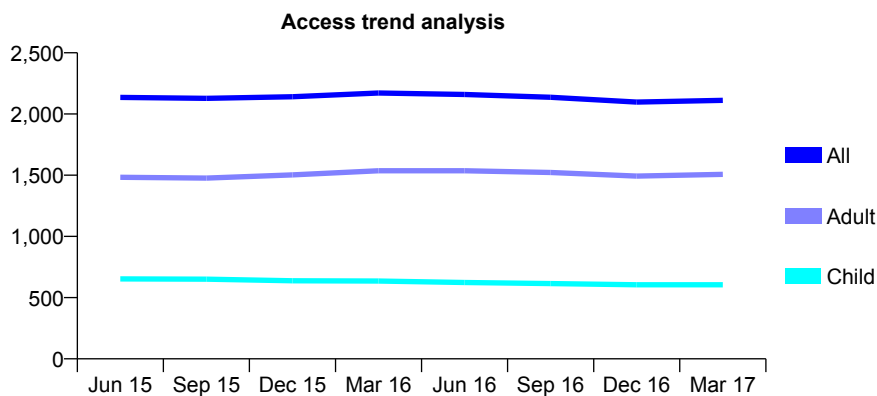
7A4 - Vital Signs At a Glance Contract Report for 264547/0001 - Year end March 2017

Name or company name	MISS A WICKRAMASINGHE
Contract type name	GDS Contract
Purpose of contract	General
Contract start date	01/09/2010
Contract end date	

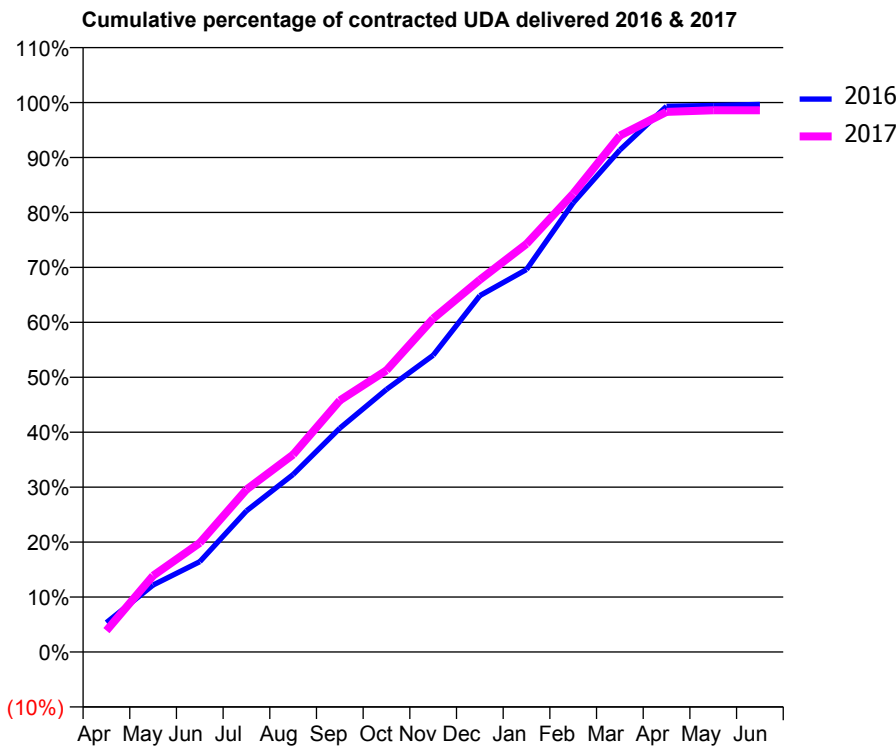
16/17 Contracted general activity (UDA)	8,116
Carry forward general activity (UDA)	28
16/17 Contracted orthodontic activity (UOA)	0
Carry forward orthodontic activity (UOA)	0
Baseline contract value	£186,459.69

ACCESS*

Patients seen in 24 months	Total	Change since previous quarter
Quarter ending March 2016	2,172	
Quarter ending June 2016	2,160	→
Quarter ending September 2016	2,137	↓
Quarter ending December 2016	2,098	↓
Quarter ending March 2017	2,112	→
Variance since March 2016	(2.8%)	↓



ACTIVITY



Month	Adjusted Scheduled Activity (UDA)	
	2016	2017
April	434	315
May	990	1,127
June	1,335	1,611
July	2,085	2,401
August	2,622	2,916
September	3,305	3,716
October	3,879	4,161
November	4,384	4,925
December	5,263	5,499
January	5,650	6,028
February	6,634	6,770
March	7,414	7,627
April	8,061	7,978
May	8,073	8,000
June	8,088	8,000

QUALITY

	Quantity	Base Number	Contract	LHB	Wales
% of FP17s for the same patient ID Re-attending within 3 months - Children	60	970	6.2%	9.1%	11.3%
% of FP17s for the same patient ID Re-attending within 3 months - Adults	441	2,611	16.9%	16.4%	16.7%
% of FP17s for the same patient ID Re-attending between 3 & 9 months - Children	644	970	66.4%	55.3%	58.0%
% of FP17s for the same patient ID Re-attending between 3 & 9 months - Adults	1,662	2,611	63.7%	52.4%	53.7%
% of FP17s for Band 1 Urgent Courses	291	3,534	8.2%	9.2%	8.9%
% of FP17s Relating to Free Repair or Replacements	38	3,534	1.1%	0.7%	0.7%
% of FP17s Relating to Continuations	66	3,534	1.9%	1.1%	0.9%
% of Patients satisfied with the dentistry they have received	14	14	100.0%	94.3%	93.9%
% of Patients satisfied with the time they had to wait for an appointment	14	14	100.0%	89.5%	88.4%

* This is based on patients treated on this contract for their most recent course of treatment. Figures in italics indicate the base number of FP17s or Patient Questionnaire responses are less than 100. N/A is shown where the base number of responses is less than 10 during the period. % is calculated as Quantity/Base number*100

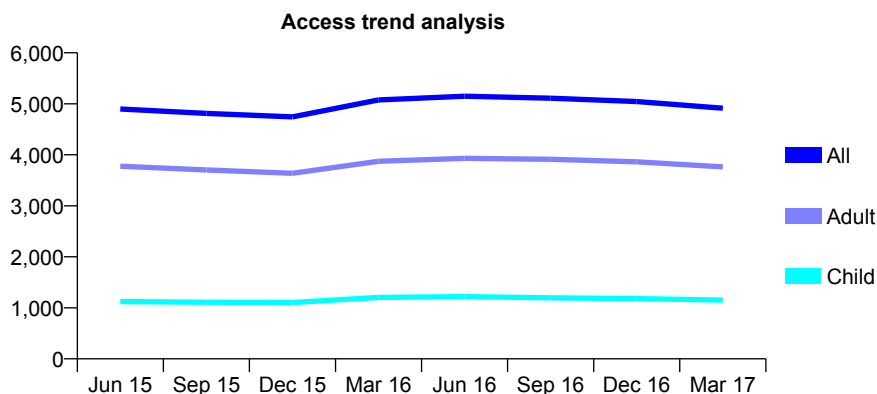
7A4 - Vital Signs At a Glance Contract Report for 359203/0001 - Year end March 2017

Name or company name	MR DJ ROGERS
Contract type name	GDS Contract
Purpose of contract	General
Contract start date	01/11/2012
Contract end date	31/05/2017

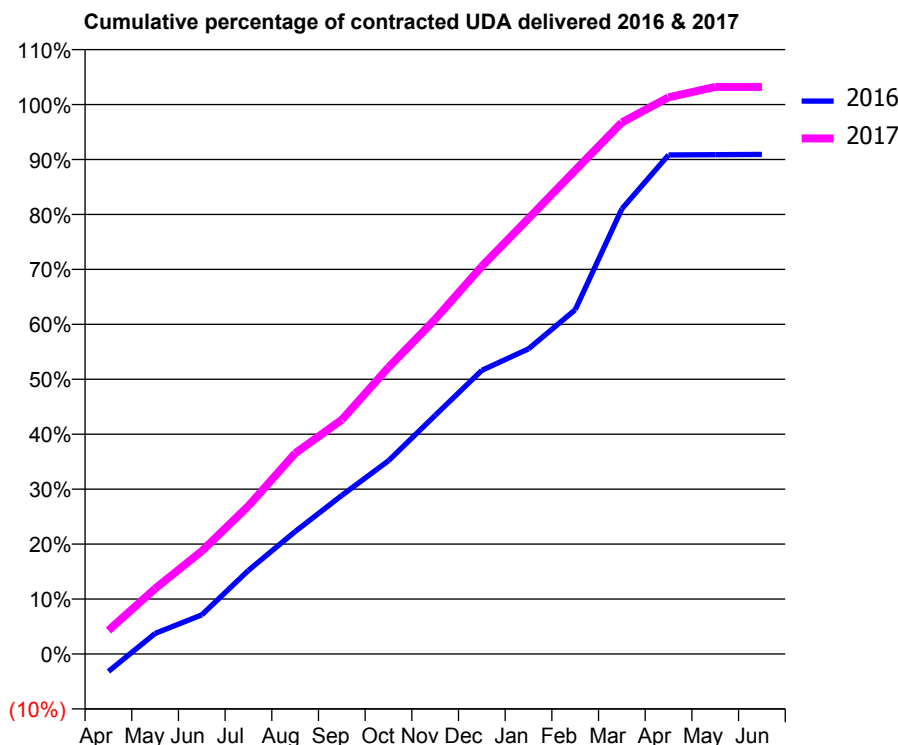
16/17 Contracted general activity (UDA)	15,009
Carry forward general activity (UDA)	0
16/17 Contracted orthodontic activity (UOA)	0
Carry forward orthodontic activity (UOA)	0
Baseline contract value	£360,896.78

ACCESS*

Patients seen in 24 months	Total	Change since previous quarter
Quarter ending March 2016	5,077	
Quarter ending June 2016	5,150	→
Quarter ending September 2016	5,110	→
Quarter ending December 2016	5,044	↓
Quarter ending March 2017	4,915	↓
Variance since March 2016	(3.2%)	↓



ACTIVITY



Month	Adjusted Scheduled Activity (UDA)	
	2016	2017
April	-480	643
May	564	1,788
June	1,067	2,810
July	2,284	4,045
August	3,344	5,483
September	4,332	6,397
October	5,279	7,829
November	6,517	9,145
December	7,751	10,591
January	8,334	11,896
February	9,402	13,213
March	12,159	14,520
April	13,631	15,203
May	13,637	15,488
June	13,645	15,489

QUALITY

	Quantity	Base Number	Contract	LHB	Wales
% of FP17s for the same patient ID Re-attending within 3 months - Children	116	1,838	6.3%	9.1%	11.3%
% of FP17s for the same patient ID Re-attending within 3 months - Adults	938	5,730	16.4%	16.4%	16.7%
% of FP17s for the same patient ID Re-attending between 3 & 9 months - Children	1,183	1,838	64.4%	55.3%	58.0%
% of FP17s for the same patient ID Re-attending between 3 & 9 months - Adults	3,212	5,730	56.1%	52.4%	53.7%
% of FP17s for Band 1 Urgent Courses	398	7,366	5.4%	9.2%	8.9%
% of FP17s Relating to Free Repair or Replacements	85	7,366	1.2%	0.7%	0.7%
% of FP17s Relating to Continuations	92	7,366	1.2%	1.1%	0.9%
% of Patients satisfied with the dentistry they have received	37	39	94.9%	94.3%	93.9%
% of Patients satisfied with the time they had to wait for an appointment	35	39	89.7%	89.5%	88.4%

* This is based on patients treated on this contract for their most recent course of treatment. Figures in italics indicate the base number of FP17s or Patient Questionnaire responses are less than 100. N/A is shown where the base number of responses is less than 10 during the period. % is calculated as Quantity/Base number*100

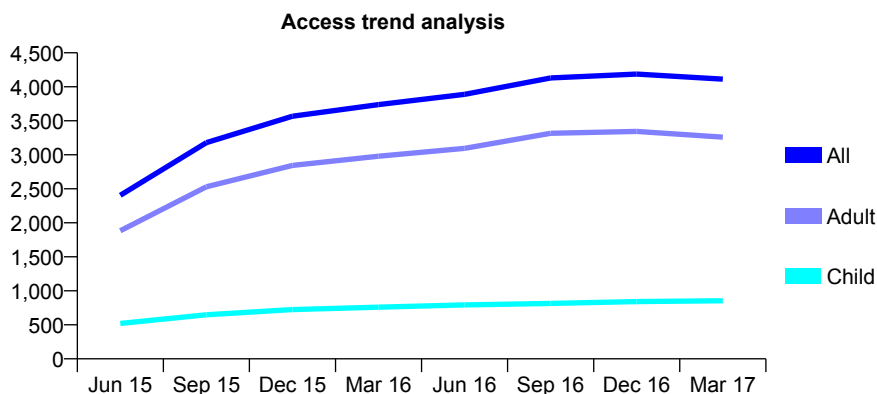
7A4 - Vital Signs At a Glance Contract Report for 567507/0004 - Year end March 2017

Name or company name	MRS P SATCHELL
Contract type name	GDS Contract
Purpose of contract	General
Contract start date	01/12/2014
Contract end date	

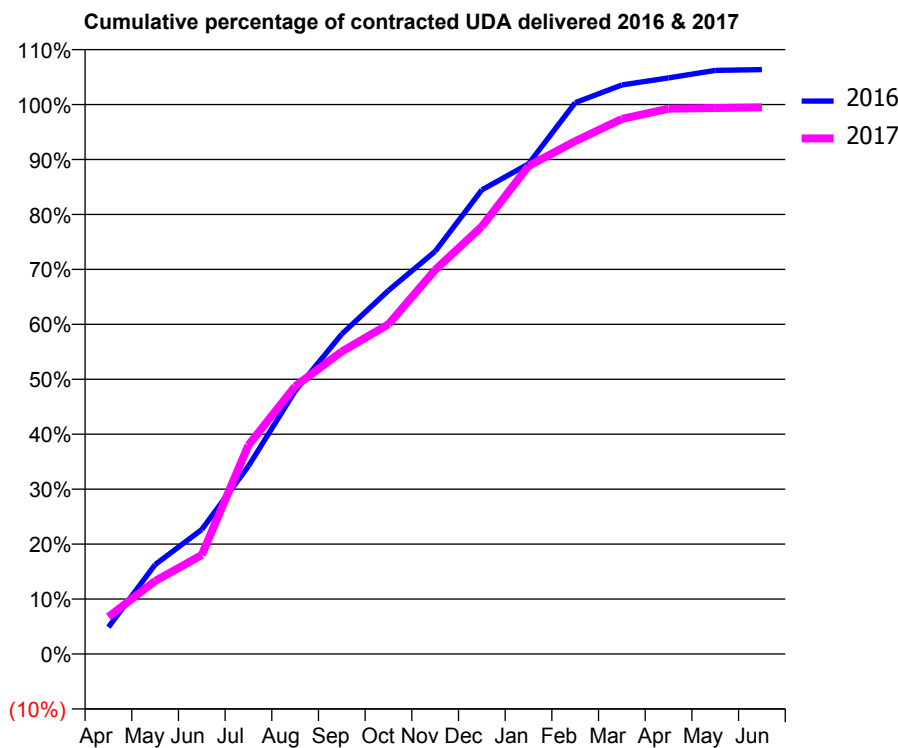
16/17 Contracted general activity (UDA)	10,052
Carry forward general activity (UDA)	-503
16/17 Contracted orthodontic activity (UOA)	0
Carry forward orthodontic activity (UOA)	0
Baseline contract value	£200,618.04

ACCESS*

Patients seen in 24 months	Total	Change since previous quarter
Quarter ending March 2016	3,739	
Quarter ending June 2016	3,889	↑
Quarter ending September 2016	4,131	↑
Quarter ending December 2016	4,187	→
Quarter ending March 2017	4,113	↓
Variance since March 2016	10.0%	↑



ACTIVITY



Month	Adjusted Scheduled Activity (UDA)	
	2016	2017
April	492	679
May	1,636	1,335
June	2,278	1,812
July	3,439	3,821
August	4,812	4,897
September	5,852	5,534
October	6,650	6,031
November	7,365	7,027
December	8,489	7,821
January	8,965	8,927
February	10,084	9,379
March	10,410	9,788
April	10,539	9,976
May	10,675	9,987
June	10,691	9,999

QUALITY

	Quantity	Base Number	Contract	LHB	Wales
% of FP17s for the same patient ID Re-attending within 3 months - Children	33	1,182	2.8%	9.1%	11.3%
% of FP17s for the same patient ID Re-attending within 3 months - Adults	170	3,707	4.6%	16.4%	16.7%
% of FP17s for the same patient ID Re-attending between 3 & 9 months - Children	741	1,182	62.7%	55.3%	58.0%
% of FP17s for the same patient ID Re-attending between 3 & 9 months - Adults	2,100	3,707	56.6%	52.4%	53.7%
% of FP17s for Band 1 Urgent Courses	160	4,884	3.3%	9.2%	8.9%
% of FP17s Relating to Free Repair or Replacements	0	4,884	0.0%	0.7%	0.7%
% of FP17s Relating to Continuations	0	4,884	0.0%	1.1%	0.9%
% of Patients satisfied with the dentistry they have received	14	16	87.5%	94.3%	93.9%
% of Patients satisfied with the time they had to wait for an appointment	14	16	87.5%	89.5%	88.4%

* This is based on patients treated on this contract for their most recent course of treatment. Figures in italics indicate the base number of FP17s or Patient Questionnaire responses are less than 100. N/A is shown where the base number of responses is less than 10 during the period. % is calculated as Quantity/Base number*100

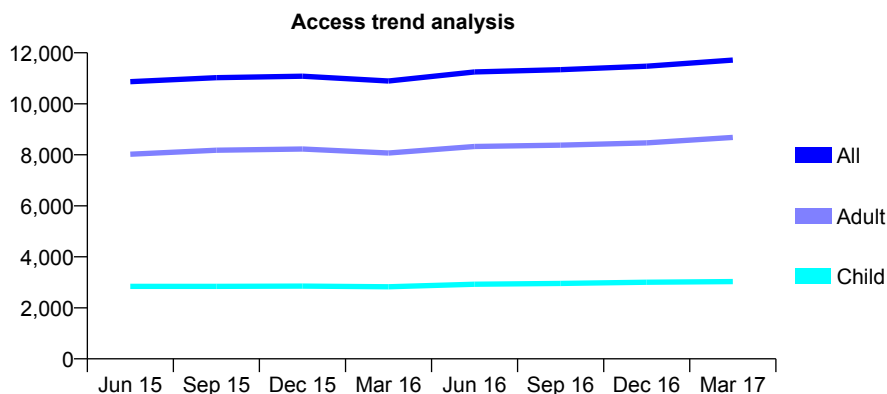
7A4 - Vital Signs At a Glance Contract Report for 578851/0001 - Year end March 2017

Name or company name	MR DR COX
Contract type name	GDS Contract
Purpose of contract	General
Contract start date	01/04/2006
Contract end date	

16/17 Contracted general activity (UDA)	31,971
Carry forward general activity (UDA)	542
16/17 Contracted orthodontic activity (UOA)	0
Carry forward orthodontic activity (UOA)	0
Baseline contract value	£778,562.17

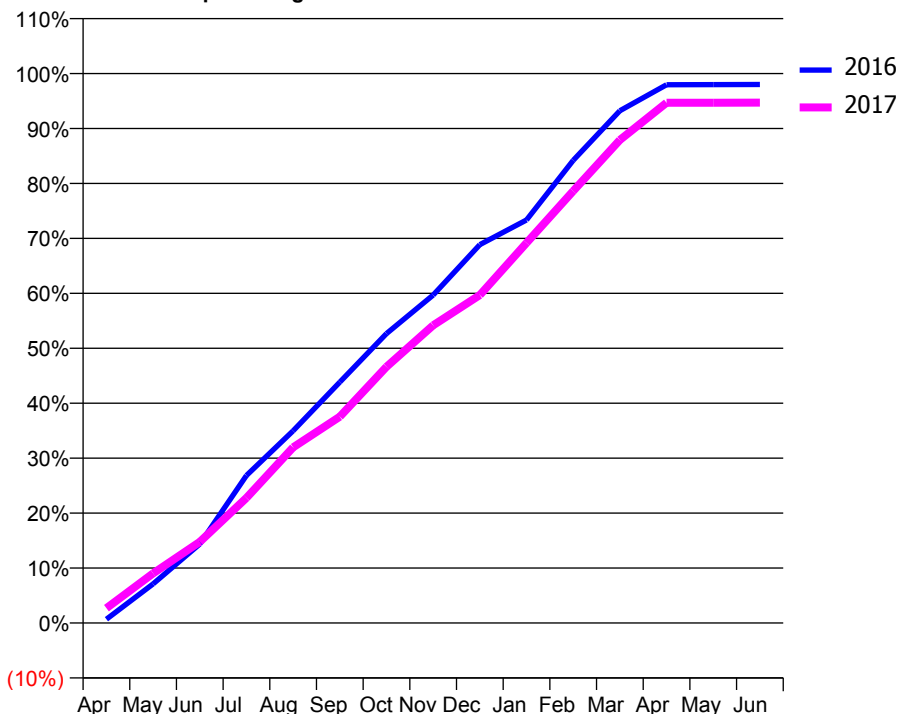
ACCESS*

Patients seen in 24 months	Total	Change since previous quarter
Quarter ending March 2016	10,896	
Quarter ending June 2016	11,252	↑
Quarter ending September 2016	11,338	→
Quarter ending December 2016	11,474	→
Quarter ending March 2017	11,716	↑
Variance since March 2016	7.5%	↑



ACTIVITY

Cumulative percentage of contracted UDA delivered 2016 & 2017



Month	Adjusted Scheduled Activity (UDA)	
	2016	2017
April	188	868
May	1,925	2,887
June	3,883	4,718
July	7,256	7,281
August	9,456	10,220
September	11,846	12,008
October	14,236	14,908
November	16,132	17,318
December	18,607	19,082
January	19,823	22,119
February	22,752	25,132
March	25,195	28,108
April	26,474	30,270
May	26,479	30,272
June	26,482	30,274

QUALITY

	Quantity	Base Number	Contract	LHB	Wales
% of FP17s for the same patient ID Re-attending within 3 months - Children	296	4,572	6.5%	9.1%	11.3%
% of FP17s for the same patient ID Re-attending within 3 months - Adults	1,850	12,629	14.6%	16.4%	16.7%
% of FP17s for the same patient ID Re-attending between 3 & 9 months - Children	2,403	4,572	52.6%	55.3%	58.0%
% of FP17s for the same patient ID Re-attending between 3 & 9 months - Adults	6,513	12,629	51.6%	52.4%	53.7%
% of FP17s for Band 1 Urgent Courses	1,616	17,516	9.2%	9.2%	8.9%
% of FP17s Relating to Free Repair or Replacements	183	17,516	1.0%	0.7%	0.7%
% of FP17s Relating to Continuations	87	17,516	0.5%	1.1%	0.9%
% of Patients satisfied with the dentistry they have received	38	39	97.4%	94.3%	93.9%
% of Patients satisfied with the time they had to wait for an appointment	36	39	92.3%	89.5%	88.4%

* This is based on patients treated on this contract for their most recent course of treatment. Figures in italics indicate the base number of FP17s or Patient Questionnaire responses are less than 100. N/A is shown where the base number of responses is less than 10 during the period. % is calculated as Quantity/Base number*100

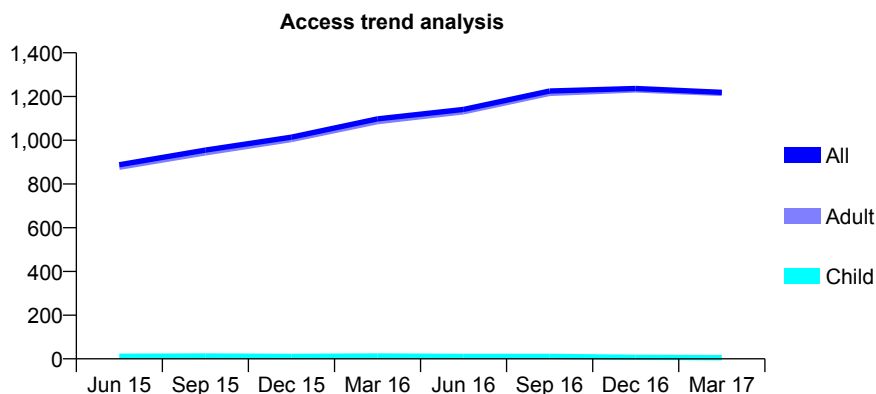
7A4 - Vital Signs At a Glance Contract Report for 578851/0004 - Year end March 2017

Name or company name	MR DR COX
Contract type name	PDS Contract
Purpose of contract	General
Contract start date	01/01/2011
Contract end date	30/09/2017

16/17 Contracted general activity (UDA)	1,875
Carry forward general activity (UDA)	0
16/17 Contracted orthodontic activity (UOA)	0
Carry forward orthodontic activity (UOA)	0
Baseline contract value	£45,533.73

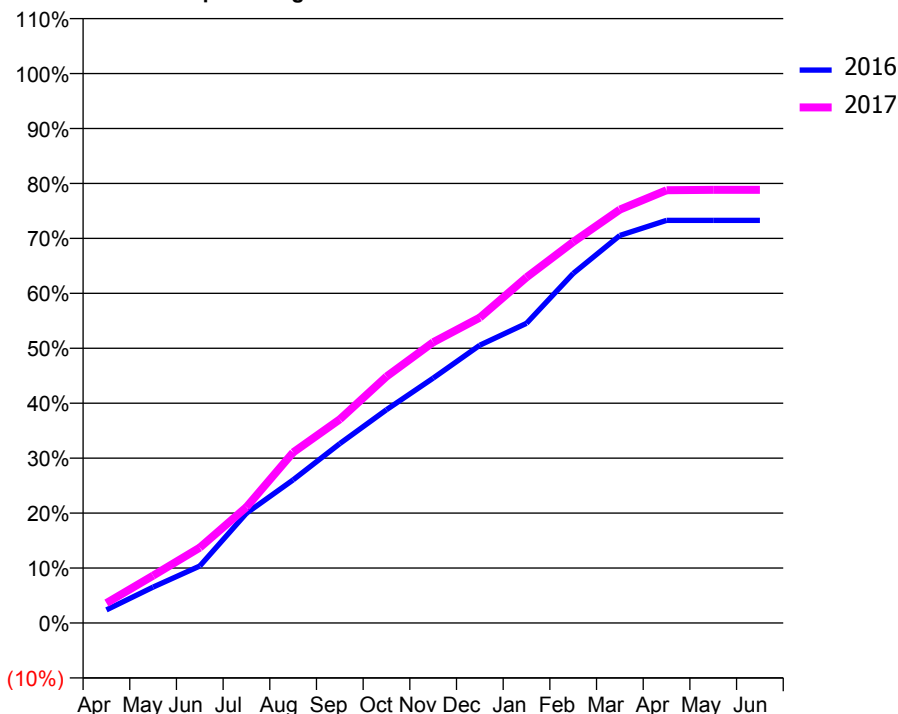
ACCESS*

Patients seen in 24 months	Total	Change since previous quarter
Quarter ending March 2016	1,098	
Quarter ending June 2016	1,141	↑
Quarter ending September 2016	1,225	↑
Quarter ending December 2016	1,237	→
Quarter ending March 2017	1,219	↓
Variance since March 2016	11.0%	↑



ACTIVITY

Cumulative percentage of contracted UDA delivered 2016 & 2017



Month	Adjusted Scheduled Activity (UDA)	
	2016	2017
April	45	68
May	122	162
June	194	257
July	375	396
August	488	582
September	612	695
October	728	841
November	836	958
December	948	1,042
January	1,023	1,180
February	1,193	1,300
March	1,323	1,411
April	1,374	1,477
May	1,374	1,478
June	1,374	1,478

QUALITY

	Quantity	Base Number	Contract	LHB	Wales
% of FP17s for the same patient ID Re-attending within 3 months - Children	0	10	0.0%	9.1%	11.3%
% of FP17s for the same patient ID Re-attending within 3 months - Adults	41	1,201	3.4%	16.4%	16.7%
% of FP17s for the same patient ID Re-attending between 3 & 9 months - Children	0	10	0.0%	55.3%	58.0%
% of FP17s for the same patient ID Re-attending between 3 & 9 months - Adults	18	1,201	1.5%	52.4%	53.7%
% of FP17s for Band 1 Urgent Courses	1,210	1,224	98.9%	9.2%	8.9%
% of FP17s Relating to Free Repair or Replacements	0	1,224	0.0%	0.7%	0.7%
% of FP17s Relating to Continuations	0	1,224	0.0%	1.1%	0.9%
% of Patients satisfied with the dentistry they have received	4	4	N/A	94.3%	93.9%
% of Patients satisfied with the time they had to wait for an appointment	4	4	N/A	89.5%	88.4%

* This is based on patients treated on this contract for their most recent course of treatment. Figures in italics indicate the base number of FP17s or Patient Questionnaire responses are less than 100. N/A is shown where the base number of responses is less than 10 during the period. % is calculated as Quantity/Base number*100

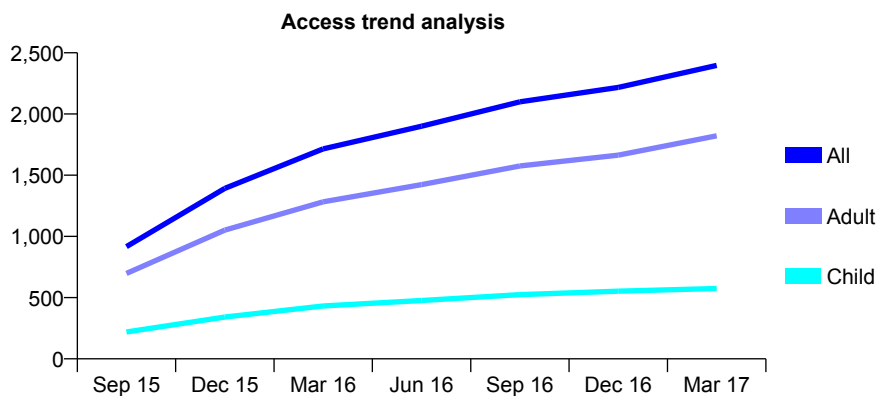
7A4 - Vital Signs At a Glance Contract Report for 620564/0002 - Year end March 2017

Name or company name	MR IC HOOPER
Contract type name	GDS Contract
Purpose of contract	General
Contract start date	20/04/2015
Contract end date	

16/17 Contracted general activity (UDA)	6,638
Carry forward general activity (UDA)	0
16/17 Contracted orthodontic activity (UOA)	0
Carry forward orthodontic activity (UOA)	0
Baseline contract value	£162,488.66

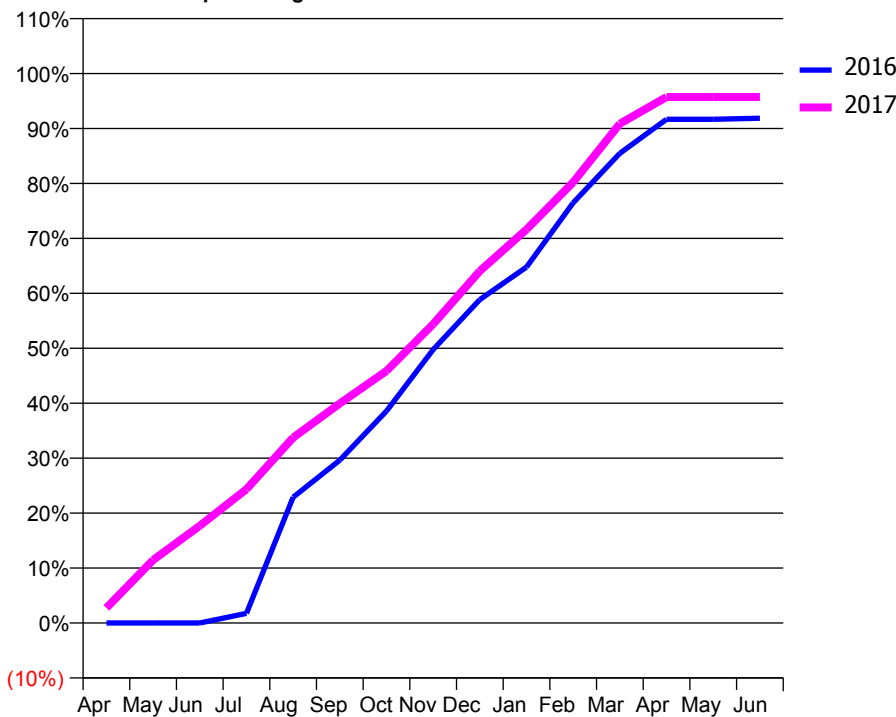
ACCESS*

Patients seen in 24 months	Total	Change since previous quarter
Quarter ending March 2016	1,715	
Quarter ending June 2016	1,900	↑
Quarter ending September 2016	2,100	↑
Quarter ending December 2016	2,217	↑
Quarter ending March 2017	2,397	↑
Variance since March 2016	39.8%	↑



ACTIVITY

Cumulative percentage of contracted UDA delivered 2016 & 2017



Month	Adjusted Scheduled Activity (UDA)	
	2016	2017
April	0	183
May	0	760
June	0	1,175
July	110	1,617
August	1,440	2,240
September	1,864	2,652
October	2,426	3,045
November	3,128	3,611
December	3,701	4,252
January	4,073	4,755
February	4,808	5,324
March	5,375	6,032
April	5,764	6,355
May	5,764	6,355
June	5,776	6,355

QUALITY

	Quantity	Base Number	Contract	LHB	Wales
% of FP17s for the same patient ID Re-attending within 3 months - Children	58	770	7.5%	9.1%	11.3%
% of FP17s for the same patient ID Re-attending within 3 months - Adults	460	2,419	19.0%	16.4%	16.7%
% of FP17s for the same patient ID Re-attending between 3 & 9 months - Children	380	770	49.4%	55.3%	58.0%
% of FP17s for the same patient ID Re-attending between 3 & 9 months - Adults	1,054	2,419	43.6%	52.4%	53.7%
% of FP17s for Band 1 Urgent Courses	408	3,165	12.9%	9.2%	8.9%
% of FP17s Relating to Free Repair or Replacements	17	3,165	0.5%	0.7%	0.7%
% of FP17s Relating to Continuations	42	3,165	1.3%	1.1%	0.9%
% of Patients satisfied with the dentistry they have received	10	10	100.0%	94.3%	93.9%
% of Patients satisfied with the time they had to wait for an appointment	10	10	100.0%	89.5%	88.4%

* This is based on patients treated on this contract for their most recent course of treatment. Figures in italics indicate the base number of FP17s or Patient Questionnaire responses are less than 100. N/A is shown where the base number of responses is less than 10 during the period. % is calculated as Quantity/Base number*100

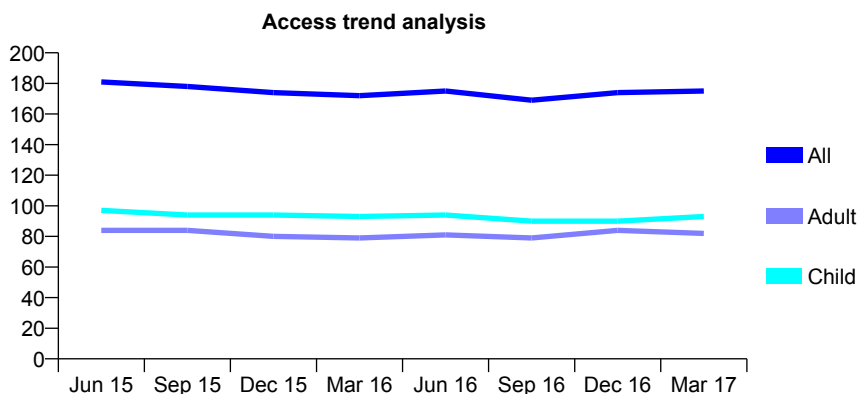
7A4 - Vital Signs At a Glance Contract Report for 631590/0001 - Year end March 2017

Name or company name	MISS JM HENDLY
Contract type name	GDS Contract
Purpose of contract	General
Contract start date	01/04/2006
Contract end date	

16/17 Contracted general activity (UDA)	270
Carry forward general activity (UDA)	-9
16/17 Contracted orthodontic activity (UOA)	0
Carry forward orthodontic activity (UOA)	0
Baseline contract value	£8,124.78

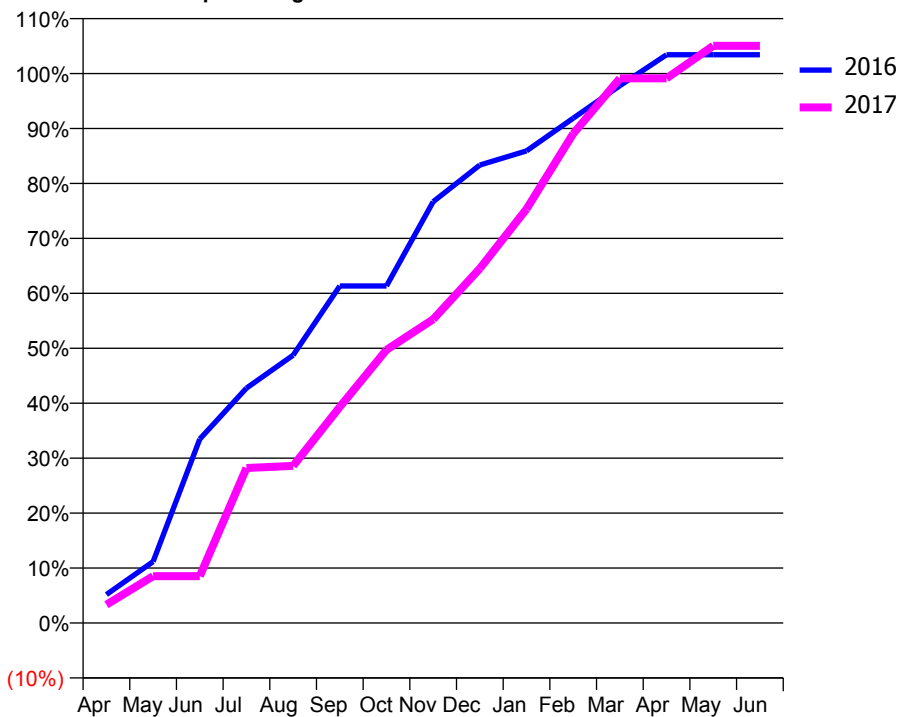
ACCESS*

Patients seen in 24 months	Total	Change since previous quarter
Quarter ending March 2016	172	
Quarter ending June 2016	175	→
Quarter ending September 2016	169	↓
Quarter ending December 2016	174	↑
Quarter ending March 2017	175	→
Variance since March 2016	1.7%	→



ACTIVITY

Cumulative percentage of contracted UDA delivered 2016 & 2017



Month	Adjusted Scheduled Activity (UDA)	
	2016	2017
April	14	9
May	30	23
June	90	23
July	115	76
August	132	77
September	166	106
October	166	134
November	207	149
December	225	174
January	232	203
February	248	240
March	264	268
April	279	268
May	279	284
June	279	284

QUALITY

	Quantity	Base Number	Contract	LHB	Wales
% of FP17s for the same patient ID Re-attending within 3 months - Children	3	95	3.2%	9.1%	11.3%
% of FP17s for the same patient ID Re-attending within 3 months - Adults	4	75	5.3%	16.4%	16.7%
% of FP17s for the same patient ID Re-attending between 3 & 9 months - Children	26	95	27.4%	55.3%	58.0%
% of FP17s for the same patient ID Re-attending between 3 & 9 months - Adults	26	75	34.7%	52.4%	53.7%
% of FP17s for Band 1 Urgent Courses	3	168	1.8%	9.2%	8.9%
% of FP17s Relating to Free Repair or Replacements	0	168	0.0%	0.7%	0.7%
% of FP17s Relating to Continuations	0	168	0.0%	1.1%	0.9%
% of Patients satisfied with the dentistry they have received	1	1	N/A	94.3%	93.9%
% of Patients satisfied with the time they had to wait for an appointment	1	1	N/A	89.5%	88.4%

* This is based on patients treated on this contract for their most recent course of treatment. Figures in italics indicate the base number of FP17s or Patient Questionnaire responses are less than 100. N/A is shown where the base number of responses is less than 10 during the period. % is calculated as Quantity/Base number*100

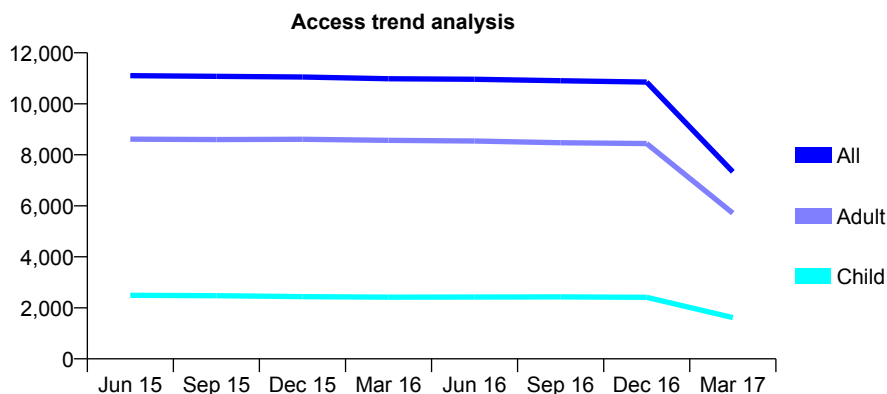
7A4 - Vital Signs At a Glance Contract Report for 642258/0001 - Year end March 2017

Name or company name	MR PT DALY
Contract type name	GDS Contract
Purpose of contract	General
Contract start date	01/04/2006
Contract end date	31/12/2016

16/17 Contracted general activity (UDA)	25,972
Carry forward general activity (UDA)	-926
16/17 Contracted orthodontic activity (UOA)	0
Carry forward orthodontic activity (UOA)	0
Baseline contract value	£665,963.10

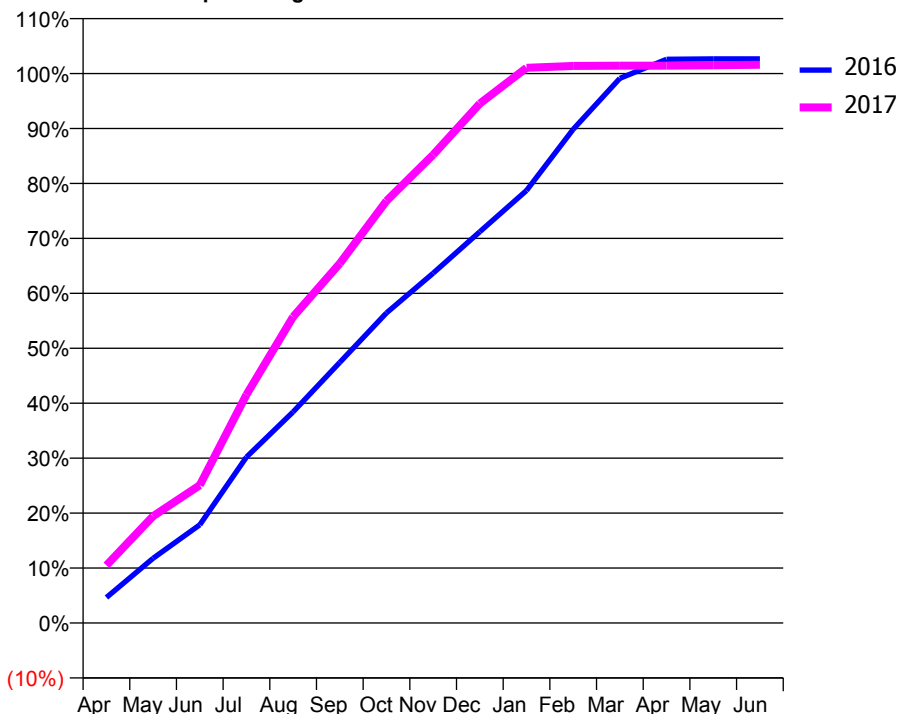
ACCESS*

Patients seen in 24 months	Total	Change since previous quarter
Quarter ending March 2016	10,985	
Quarter ending June 2016	10,960	→
Quarter ending September 2016	10,903	→
Quarter ending December 2016	10,853	→
Quarter ending March 2017	7,334	↓
Variance since March 2016	(33.2%)	↓



ACTIVITY

Cumulative percentage of contracted UDA delivered 2016 & 2017



Month	Adjusted Scheduled Activity (UDA)	
	2016	2017
April	1,606	2,728
May	4,078	5,052
June	6,193	6,517
July	10,459	10,795
August	13,306	14,472
September	16,422	16,994
October	19,539	19,950
November	22,047	22,134
December	24,656	24,549
January	27,258	26,241
February	31,115	26,330
March	34,327	26,341
April	35,527	26,340
May	35,555	26,361
June	35,555	26,387

QUALITY

	Quantity	Base Number	Contract	LHB	Wales
% of FP17s for the same patient ID Re-attending within 3 months - Children	261	2,974	8.8%	9.1%	11.3%
% of FP17s for the same patient ID Re-attending within 3 months - Adults	1,964	10,385	18.9%	16.4%	16.7%
% of FP17s for the same patient ID Re-attending between 3 & 9 months - Children	1,772	2,974	59.6%	55.3%	58.0%
% of FP17s for the same patient ID Re-attending between 3 & 9 months - Adults	5,594	10,385	53.9%	52.4%	53.7%
% of FP17s for Band 1 Urgent Courses	1,098	12,738	8.6%	9.2%	8.9%
% of FP17s Relating to Free Repair or Replacements	152	12,738	1.2%	0.7%	0.7%
% of FP17s Relating to Continuations	149	12,738	1.2%	1.1%	0.9%
% of Patients satisfied with the dentistry they have received	57	62	91.9%	94.3%	93.9%
% of Patients satisfied with the time they had to wait for an appointment	60	62	96.8%	89.5%	88.4%

* This is based on patients treated on this contract for their most recent course of treatment. Figures in italics indicate the base number of FP17s or Patient Questionnaire responses are less than 100. N/A is shown where the base number of responses is less than 10 during the period. % is calculated as Quantity/Base number*100

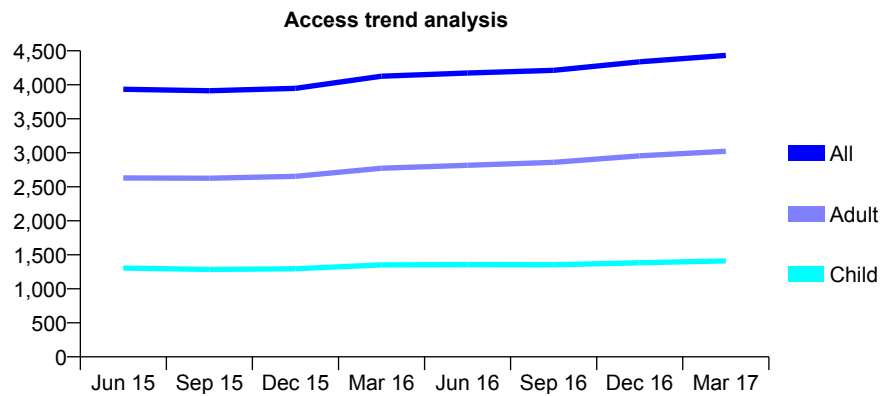
7A4 - Vital Signs At a Glance Contract Report for 673366/0001 - Year end March 2017

Name or company name	MR MA CLARK
Contract type name	GDS Contract
Purpose of contract	General
Contract start date	01/04/2006
Contract end date	

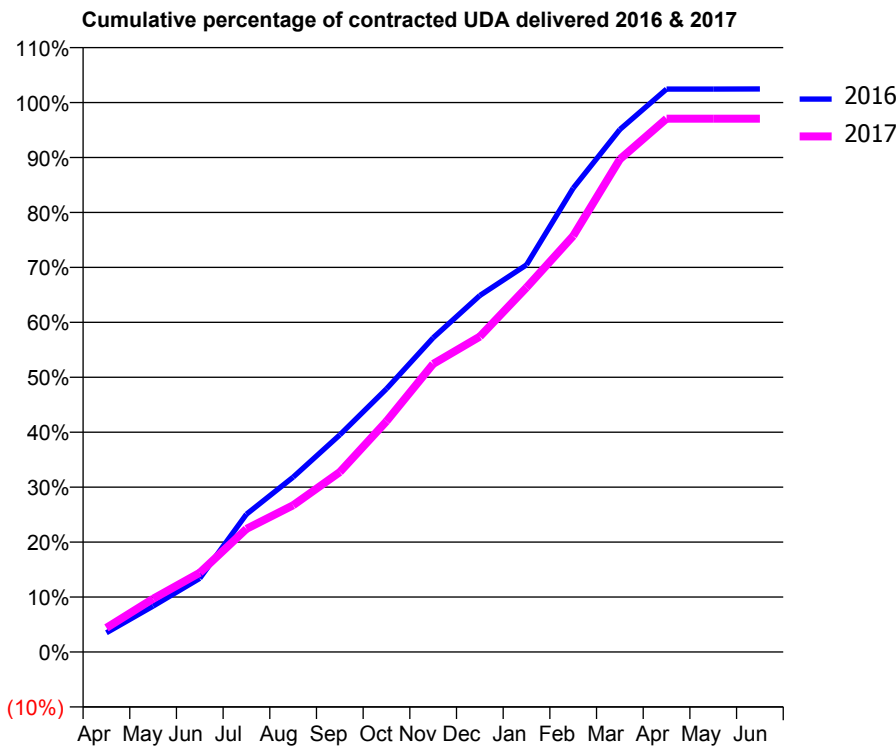
16/17 Contracted general activity (UDA)	13,290
Carry forward general activity (UDA)	-267
16/17 Contracted orthodontic activity (UOA)	0
Carry forward orthodontic activity (UOA)	0
Baseline contract value	£328,838.80

ACCESS*

Patients seen in 24 months	Total	Change since previous quarter
Quarter ending March 2016	4,126	
Quarter ending June 2016	4,173	→
Quarter ending September 2016	4,212	→
Quarter ending December 2016	4,338	↑
Quarter ending March 2017	4,433	↑
Variance since March 2016	7.4%	↑



ACTIVITY



Month	Adjusted Scheduled Activity (UDA)	
	2016	2017
April	380	584
May	903	1,290
June	1,450	1,919
July	2,712	2,978
August	3,441	3,550
September	4,275	4,354
October	5,181	5,582
November	6,185	6,968
December	7,017	7,629
January	7,622	8,814
February	9,132	10,064
March	10,285	11,917
April	11,082	12,900
May	11,082	12,900
June	11,084	12,900

QUALITY

	Quantity	Base Number	Contract	LHB	Wales
% of FP17s for the same patient ID Re-attending within 3 months - Children	161	2,210	7.3%	9.1%	11.3%
% of FP17s for the same patient ID Re-attending within 3 months - Adults	525	4,483	11.7%	16.4%	16.7%
% of FP17s for the same patient ID Re-attending between 3 & 9 months - Children	1,333	2,210	60.3%	55.3%	58.0%
% of FP17s for the same patient ID Re-attending between 3 & 9 months - Adults	2,672	4,483	59.6%	52.4%	53.7%
% of FP17s for Band 1 Urgent Courses	268	6,699	4.0%	9.2%	8.9%
% of FP17s Relating to Free Repair or Replacements	25	6,699	0.4%	0.7%	0.7%
% of FP17s Relating to Continuations	13	6,699	0.2%	1.1%	0.9%
% of Patients satisfied with the dentistry they have received	22	23	95.7%	94.3%	93.9%
% of Patients satisfied with the time they had to wait for an appointment	21	23	91.3%	89.5%	88.4%

* This is based on patients treated on this contract for their most recent course of treatment. Figures in italics indicate the base number of FP17s or Patient Questionnaire responses are less than 100. N/A is shown where the base number of responses is less than 10 during the period. % is calculated as Quantity/Base number*100

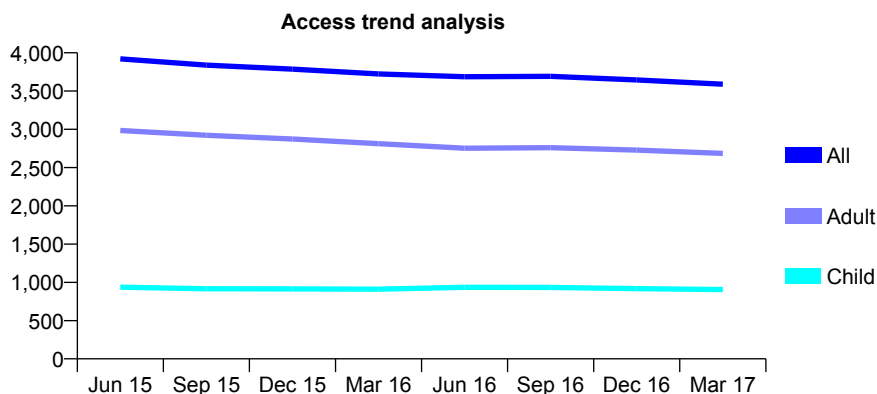
7A4 - Vital Signs At a Glance Contract Report for 675296/0001 - Year end March 2017

Name or company name	MR A AKBAS
Contract type name	GDS Contract
Purpose of contract	General
Contract start date	01/04/2006
Contract end date	

16/17 Contracted general activity (UDA)	15,000
Carry forward general activity (UDA)	0
16/17 Contracted orthodontic activity (UOA)	0
Carry forward orthodontic activity (UOA)	0
Baseline contract value	£376,830.16

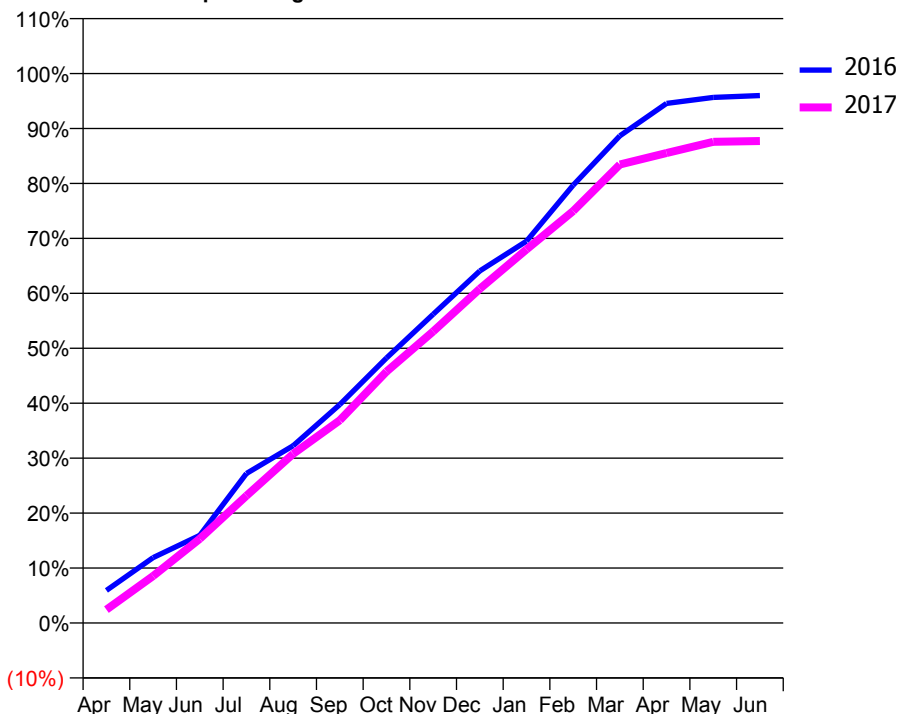
ACCESS*

Patients seen in 24 months	Total	Change since previous quarter
Quarter ending March 2016	3,724	
Quarter ending June 2016	3,688	→
Quarter ending September 2016	3,693	→
Quarter ending December 2016	3,645	↓
Quarter ending March 2017	3,590	↓
Variance since March 2016	(3.6%)	↓



ACTIVITY

Cumulative percentage of contracted UDA delivered 2016 & 2017



Month	Adjusted Scheduled Activity (UDA)	
	2016	2017
April	888	365
May	1,785	1,282
June	2,393	2,297
July	4,082	3,474
August	4,839	4,616
September	5,963	5,536
October	7,236	6,864
November	8,429	7,958
December	9,611	9,125
January	10,423	10,199
February	11,954	11,245
March	13,297	12,517
April	14,183	12,830
May	14,347	13,135
June	14,398	13,158

QUALITY

	Quantity	Base Number	Contract	LHB	Wales
% of FP17s for the same patient ID Re-attending within 3 months - Children	95	1,159	8.2%	9.1%	11.3%
% of FP17s for the same patient ID Re-attending within 3 months - Adults	652	3,630	18.0%	16.4%	16.7%
% of FP17s for the same patient ID Re-attending between 3 & 9 months - Children	541	1,159	46.7%	55.3%	58.0%
% of FP17s for the same patient ID Re-attending between 3 & 9 months - Adults	1,781	3,630	49.1%	52.4%	53.7%
% of FP17s for Band 1 Urgent Courses	356	4,732	7.5%	9.2%	8.9%
% of FP17s Relating to Free Repair or Replacements	90	4,732	1.9%	0.7%	0.7%
% of FP17s Relating to Continuations	40	4,732	0.8%	1.1%	0.9%
% of Patients satisfied with the dentistry they have received	14	15	93.3%	94.3%	93.9%
% of Patients satisfied with the time they had to wait for an appointment	13	15	86.7%	89.5%	88.4%

* This is based on patients treated on this contract for their most recent course of treatment. Figures in italics indicate the base number of FP17s or Patient Questionnaire responses are less than 100. N/A is shown where the base number of responses is less than 10 during the period. % is calculated as Quantity/Base number*100

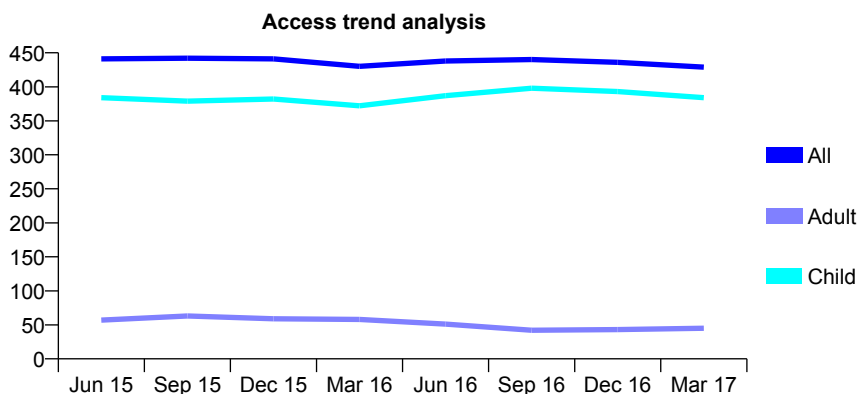
7A4 - Vital Signs At a Glance Contract Report for 687286/0001 - Year end March 2017

Name or company name	MR TC MILLS
Contract type name	GDS Contract
Purpose of contract	General
Contract start date	01/04/2006
Contract end date	

16/17 Contracted general activity (UDA)	885
Carry forward general activity (UDA)	15
16/17 Contracted orthodontic activity (UOA)	0
Carry forward orthodontic activity (UOA)	0
Baseline contract value	£28,977.54

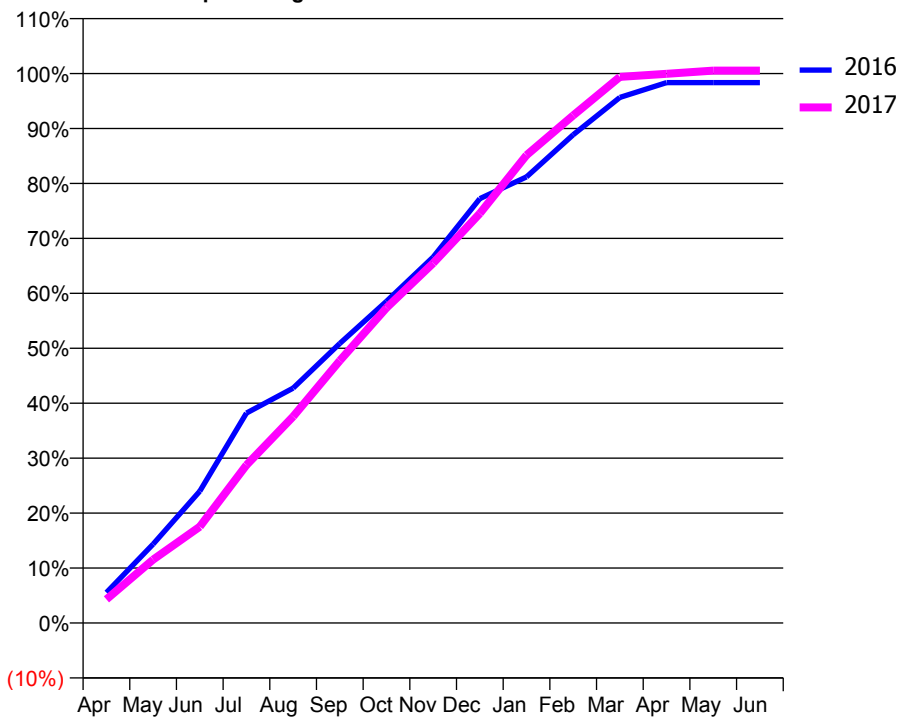
ACCESS*

Patients seen in 24 months	Total	Change since previous quarter
Quarter ending March 2016	430	
Quarter ending June 2016	438	→
Quarter ending September 2016	440	→
Quarter ending December 2016	436	→
Quarter ending March 2017	429	↓
Variance since March 2016	(0.2%)	→



ACTIVITY

Cumulative percentage of contracted UDA delivered 2016 & 2017



Adjusted Scheduled Activity (UDA)

Month	2016	2017
April	49	38
May	127	102
June	212	155
July	338	254
August	378	333
September	450	423
October	518	508
November	589	580
December	683	660
January	718	754
February	786	818
March	846	880
April	870	885
May	870	890
June	870	890

QUALITY

	Quantity	Base Number	Contract	LHB	Wales
% of FP17s for the same patient ID Re-attending within 3 months - Children	32	666	4.8%	9.1%	11.3%
% of FP17s for the same patient ID Re-attending within 3 months - Adults	1	25	4.0%	16.4%	16.7%
% of FP17s for the same patient ID Re-attending between 3 & 9 months - Children	482	666	72.4%	55.3%	58.0%
% of FP17s for the same patient ID Re-attending between 3 & 9 months - Adults	22	25	88.0%	52.4%	53.7%
% of FP17s for Band 1 Urgent Courses	3	677	0.4%	9.2%	8.9%
% of FP17s Relating to Free Repair or Replacements	0	677	0.0%	0.7%	0.7%
% of FP17s Relating to Continuations	0	677	0.0%	1.1%	0.9%
% of Patients satisfied with the dentistry they have received	6	7	N/A	94.3%	93.9%
% of Patients satisfied with the time they had to wait for an appointment	3	7	N/A	89.5%	88.4%

* This is based on patients treated on this contract for their most recent course of treatment. Figures in italics indicate the base number of FP17s or Patient Questionnaire responses are less than 100. N/A is shown where the base number of responses is less than 10 during the period. % is calculated as Quantity/Base number*100

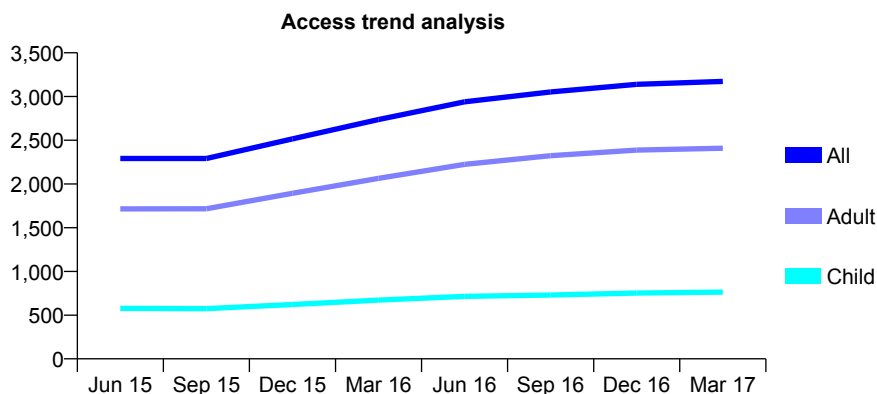
7A4 - Vital Signs At a Glance Contract Report for 709093/0001 - Year end March 2017

Name or company name	MR M KERAI
Contract type name	GDS Contract
Purpose of contract	General
Contract start date	01/04/2010
Contract end date	

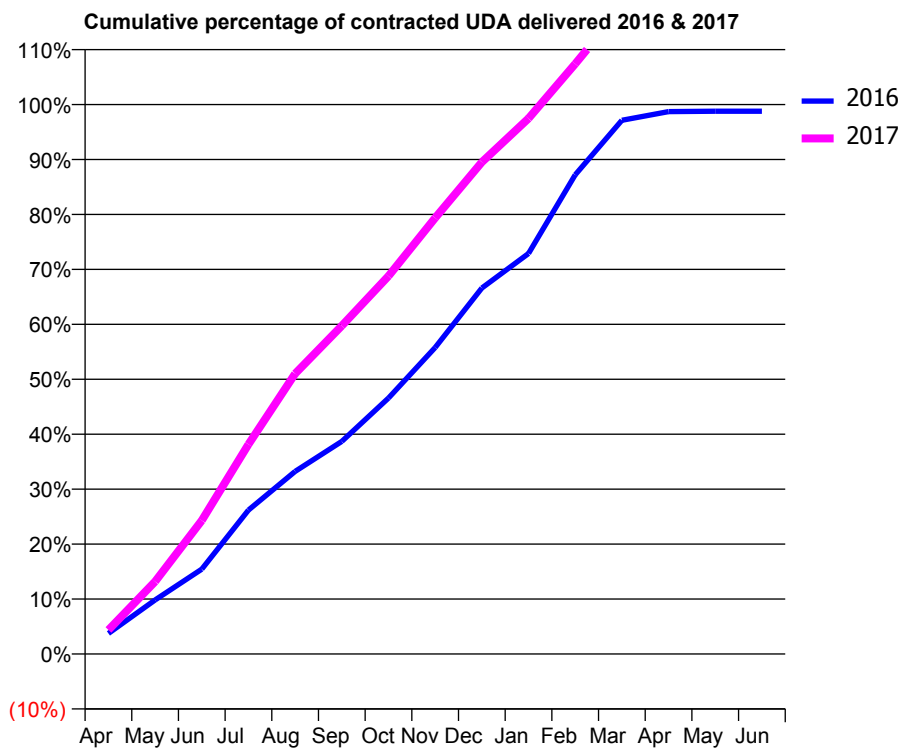
16/17 Contracted general activity (UDA)	7,716
Carry forward general activity (UDA)	94
16/17 Contracted orthodontic activity (UOA)	0
Carry forward orthodontic activity (UOA)	0
Baseline contract value	£167,803.30

ACCESS*

Patients seen in 24 months	Total	Change since previous quarter
Quarter ending March 2016	2,736	
Quarter ending June 2016	2,940	↑
Quarter ending September 2016	3,053	↑
Quarter ending December 2016	3,140	↑
Quarter ending March 2017	3,173	→
Variance since March 2016	16.0%	↑



ACTIVITY



Month	Adjusted Scheduled Activity (UDA)	
	2016	2017
April	289	338
May	758	1,018
June	1,192	1,875
July	2,022	2,944
August	2,563	3,936
September	2,986	4,608
October	3,594	5,307
November	4,304	6,124
December	5,140	6,906
January	5,623	7,520
February	6,728	8,286
March	7,495	9,079
April	7,617	9,381
May	7,622	9,418
June	7,622	9,421

QUALITY

	Quantity	Base Number	Contract	LHB	Wales
% of FP17s for the same patient ID Re-attending within 3 months - Children	55	1,004	5.5%	9.1%	11.3%
% of FP17s for the same patient ID Re-attending within 3 months - Adults	443	3,320	13.3%	16.4%	16.7%
% of FP17s for the same patient ID Re-attending between 3 & 9 months - Children	468	1,004	46.6%	55.3%	58.0%
% of FP17s for the same patient ID Re-attending between 3 & 9 months - Adults	1,609	3,320	48.5%	52.4%	53.7%
% of FP17s for Band 1 Urgent Courses	329	4,400	7.5%	9.2%	8.9%
% of FP17s Relating to Free Repair or Replacements	17	4,400	0.4%	0.7%	0.7%
% of FP17s Relating to Continuations	20	4,400	0.5%	1.1%	0.9%
% of Patients satisfied with the dentistry they have received	8	8	N/A	94.3%	93.9%
% of Patients satisfied with the time they had to wait for an appointment	8	8	N/A	89.5%	88.4%

* This is based on patients treated on this contract for their most recent course of treatment. Figures in italics indicate the base number of FP17s or Patient Questionnaire responses are less than 100. N/A is shown where the base number of responses is less than 10 during the period. % is calculated as Quantity/Base number*100

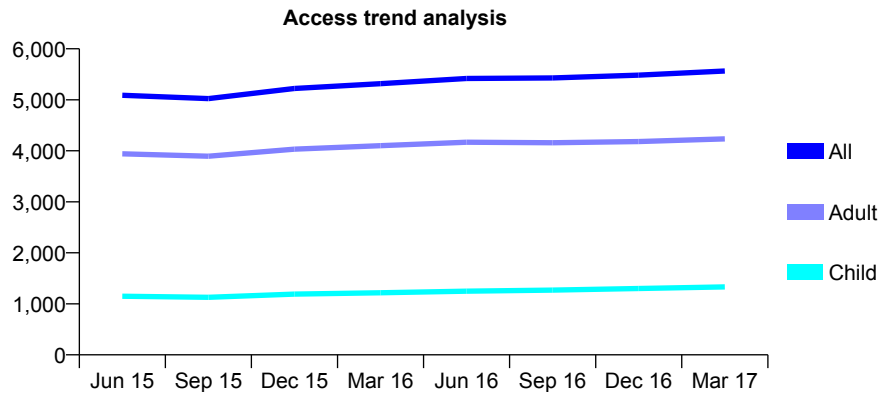
7A4 - Vital Signs At a Glance Contract Report for 773816/0002 - Year end March 2017

Name or company name	MISS AM ROCKEY
Contract type name	GDS Contract
Purpose of contract	General
Contract start date	28/11/2011
Contract end date	

16/17 Contracted general activity (UDA)	15,074
Carry forward general activity (UDA)	0
16/17 Contracted orthodontic activity (UOA)	0
Carry forward orthodontic activity (UOA)	0
Baseline contract value	£364,318.18

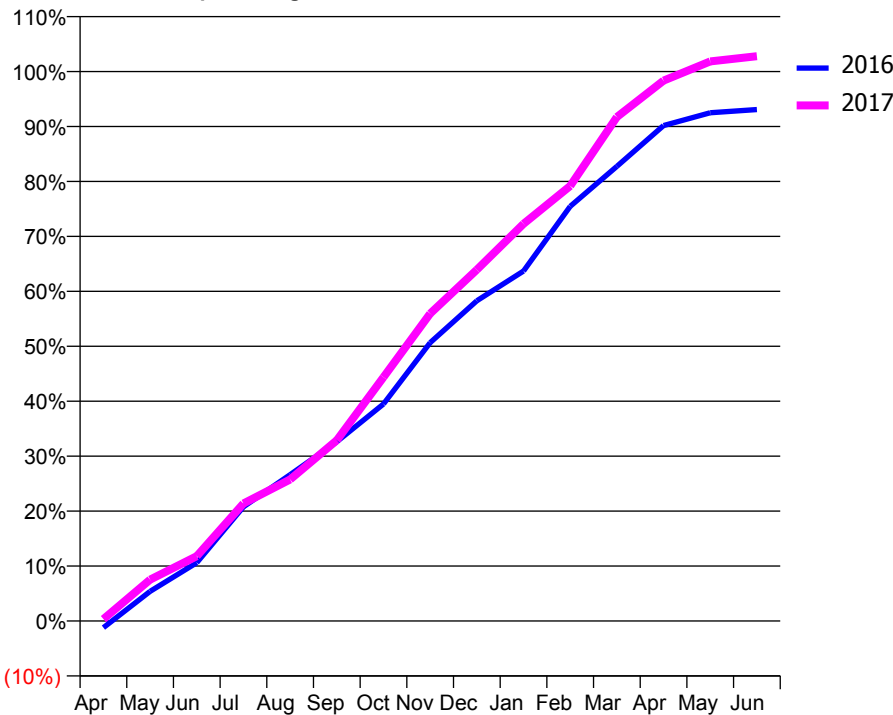
ACCESS*

Patients seen in 24 months	Total	Change since previous quarter
Quarter ending March 2016	5,316	
Quarter ending June 2016	5,417	→
Quarter ending September 2016	5,428	→
Quarter ending December 2016	5,483	→
Quarter ending March 2017	5,565	→
Variance since March 2016	4.7%	↑



ACTIVITY

Cumulative percentage of contracted UDA delivered 2016 & 2017



Month	Adjusted Scheduled Activity (UDA)	
	2016	2017
April	-186	52
May	815	1,137
June	1,600	1,779
July	3,134	3,225
August	4,016	3,884
September	4,919	4,957
October	5,953	6,689
November	7,636	8,435
December	8,786	9,636
January	9,600	10,895
February	11,374	11,934
March	12,472	13,824
April	13,591	14,824
May	13,944	15,350
June	14,032	15,495

QUALITY

	Quantity	Base Number	Contract	LHB	Wales
% of FP17s for the same patient ID Re-attending within 3 months - Children	101	1,423	7.1%	9.1%	11.3%
% of FP17s for the same patient ID Re-attending within 3 months - Adults	899	4,842	18.6%	16.4%	16.7%
% of FP17s for the same patient ID Re-attending between 3 & 9 months - Children	479	1,423	33.7%	55.3%	58.0%
% of FP17s for the same patient ID Re-attending between 3 & 9 months - Adults	1,632	4,842	33.7%	52.4%	53.7%
% of FP17s for Band 1 Urgent Courses	898	6,271	14.3%	9.2%	8.9%
% of FP17s Relating to Free Repair or Replacements	80	6,271	1.3%	0.7%	0.7%
% of FP17s Relating to Continuations	92	6,271	1.5%	1.1%	0.9%
% of Patients satisfied with the dentistry they have received	18	20	90.0%	94.3%	93.9%
% of Patients satisfied with the time they had to wait for an appointment	20	20	100.0%	89.5%	88.4%

* This is based on patients treated on this contract for their most recent course of treatment. Figures in italics indicate the base number of FP17s or Patient Questionnaire responses are less than 100. N/A is shown where the base number of responses is less than 10 during the period. % is calculated as Quantity/Base number*100

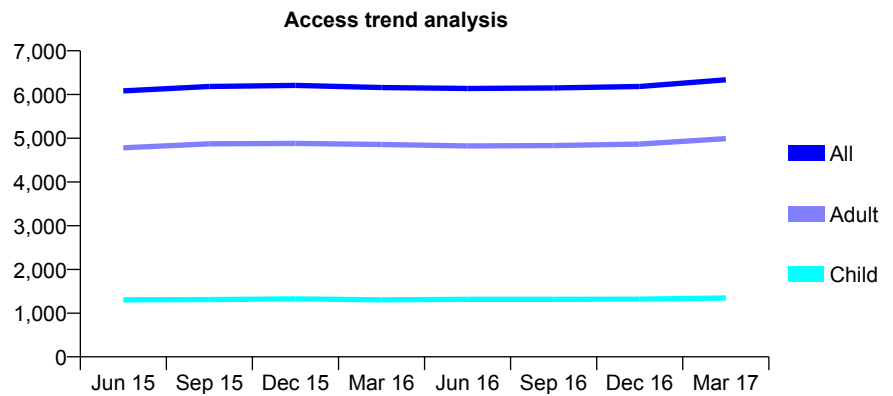
7A4 - Vital Signs At a Glance Contract Report for 781266/0001 - Year end March 2017

Name or company name	MR AR JAMES
Contract type name	GDS Contract
Purpose of contract	General
Contract start date	01/09/2013
Contract end date	

16/17 Contracted general activity (UDA)	21,563
Carry forward general activity (UDA)	-869
16/17 Contracted orthodontic activity (UOA)	0
Carry forward orthodontic activity (UOA)	0
Baseline contract value	£591,924.57

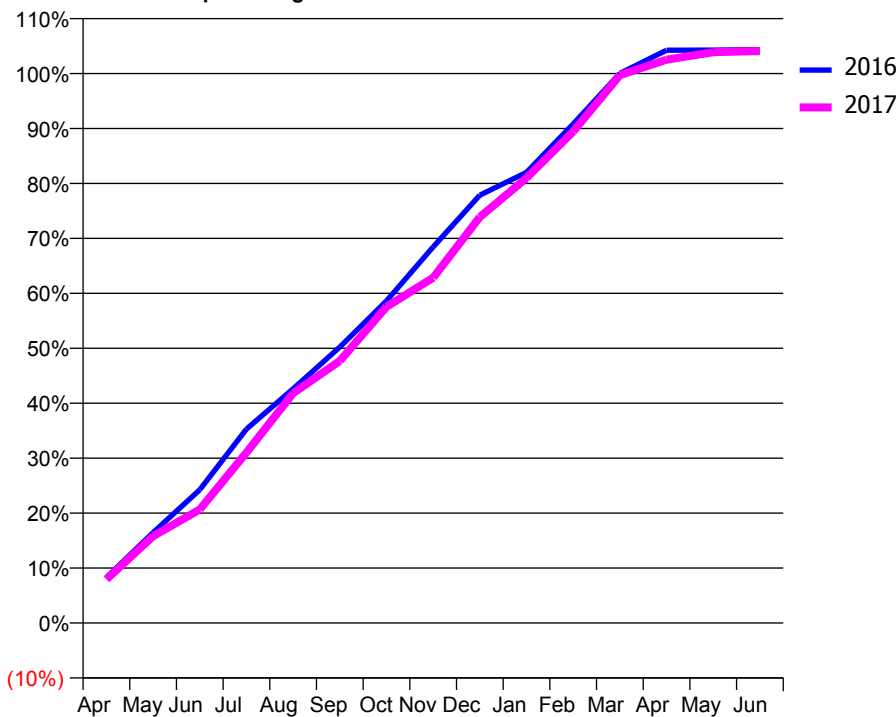
ACCESS*

Patients seen in 24 months	Total	Change since previous quarter
Quarter ending March 2016	6,160	
Quarter ending June 2016	6,138	→
Quarter ending September 2016	6,150	→
Quarter ending December 2016	6,184	→
Quarter ending March 2017	6,338	↑
Variance since March 2016	2.9%	↑



ACTIVITY

Cumulative percentage of contracted UDA delivered 2016 & 2017



Month	Adjusted Scheduled Activity (UDA)	
	2016	2017
April	1,660	1,714
May	3,296	3,409
June	4,853	4,456
July	7,061	6,692
August	8,526	9,020
September	10,046	10,286
October	11,725	12,411
November	13,690	13,552
December	15,577	15,933
January	16,404	17,466
February	18,164	19,284
March	20,006	21,499
April	20,849	22,104
May	20,857	22,400
June	20,872	22,444

QUALITY

	Quantity	Base Number	Contract	LHB	Wales
% of FP17s for the same patient ID Re-attending within 3 months - Children	89	1,866	4.8%	9.1%	11.3%
% of FP17s for the same patient ID Re-attending within 3 months - Adults	971	7,415	13.1%	16.4%	16.7%
% of FP17s for the same patient ID Re-attending between 3 & 9 months - Children	939	1,866	50.3%	55.3%	58.0%
% of FP17s for the same patient ID Re-attending between 3 & 9 months - Adults	3,955	7,415	53.3%	52.4%	53.7%
% of FP17s for Band 1 Urgent Courses	546	9,253	5.9%	9.2%	8.9%
% of FP17s Relating to Free Repair or Replacements	56	9,253	0.6%	0.7%	0.7%
% of FP17s Relating to Continuations	147	9,253	1.6%	1.1%	0.9%
% of Patients satisfied with the dentistry they have received	37	38	97.4%	94.3%	93.9%
% of Patients satisfied with the time they had to wait for an appointment	36	38	94.7%	89.5%	88.4%

* This is based on patients treated on this contract for their most recent course of treatment. Figures in italics indicate the base number of FP17s or Patient Questionnaire responses are less than 100. N/A is shown where the base number of responses is less than 10 during the period. % is calculated as Quantity/Base number*100

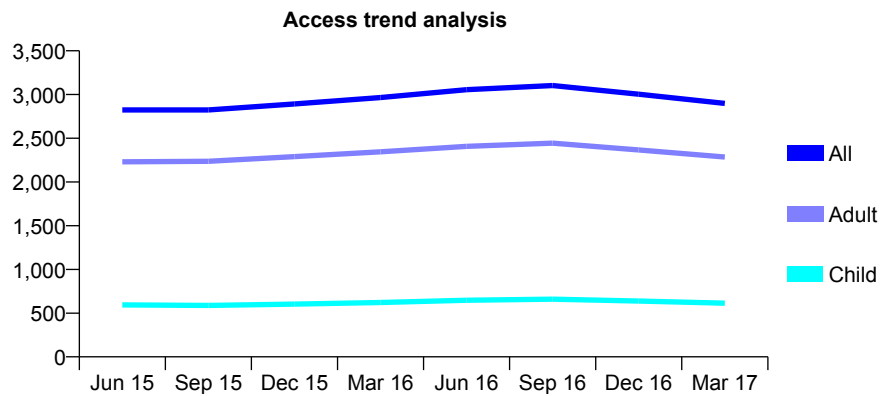
7A4 - Vital Signs At a Glance Contract Report for 808423/0001 - Year end March 2017

Name or company name	MR HW EVANS
Contract type name	GDS Contract
Purpose of contract	General
Contract start date	01/04/2006
Contract end date	

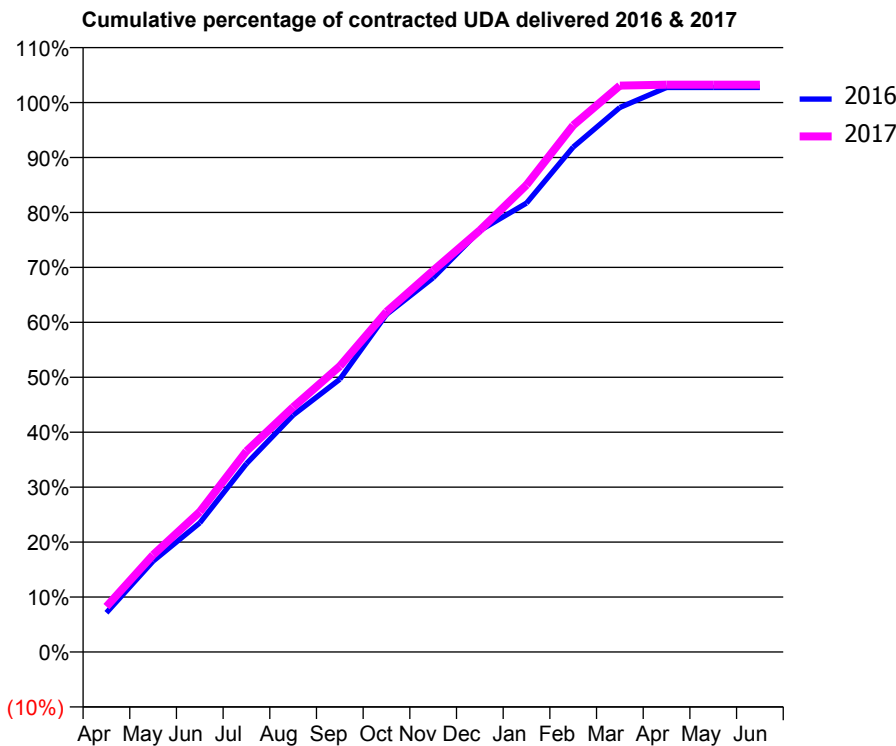
16/17 Contracted general activity (UDA)	10,044
Carry forward general activity (UDA)	-274
16/17 Contracted orthodontic activity (UOA)	0
Carry forward orthodontic activity (UOA)	0
Baseline contract value	£281,828.26

ACCESS*

Patients seen in 24 months	Total	Change since previous quarter
Quarter ending March 2016	2,966	
Quarter ending June 2016	3,055	↑
Quarter ending September 2016	3,103	→
Quarter ending December 2016	3,004	↓
Quarter ending March 2017	2,899	↓
Variance since March 2016	(2.3%)	↓



ACTIVITY



Month	Adjusted Scheduled Activity (UDA)	
	2016	2017
April	717	829
May	1,661	1,776
June	2,362	2,563
July	3,443	3,673
August	4,330	4,477
September	4,985	5,224
October	6,171	6,220
November	6,842	6,973
December	7,704	7,709
January	8,206	8,537
February	9,230	9,626
March	9,954	10,352
April	10,318	10,369
May	10,318	10,369
June	10,318	10,369

QUALITY

	Quantity	Base Number	Contract	LHB	Wales
% of FP17s for the same patient ID Re-attending within 3 months - Children	70	945	7.4%	9.1%	11.3%
% of FP17s for the same patient ID Re-attending within 3 months - Adults	759	4,272	17.8%	16.4%	16.7%
% of FP17s for the same patient ID Re-attending between 3 & 9 months - Children	473	945	50.1%	55.3%	58.0%
% of FP17s for the same patient ID Re-attending between 3 & 9 months - Adults	2,642	4,272	61.8%	52.4%	53.7%
% of FP17s for Band 1 Urgent Courses	467	5,063	9.2%	9.2%	8.9%
% of FP17s Relating to Free Repair or Replacements	33	5,063	0.7%	0.7%	0.7%
% of FP17s Relating to Continuations	53	5,063	1.0%	1.1%	0.9%
% of Patients satisfied with the dentistry they have received	10	10	100.0%	94.3%	93.9%
% of Patients satisfied with the time they had to wait for an appointment	9	10	90.0%	89.5%	88.4%

* This is based on patients treated on this contract for their most recent course of treatment. Figures in italics indicate the base number of FP17s or Patient Questionnaire responses are less than 100. N/A is shown where the base number of responses is less than 10 during the period. % is calculated as Quantity/Base number*100

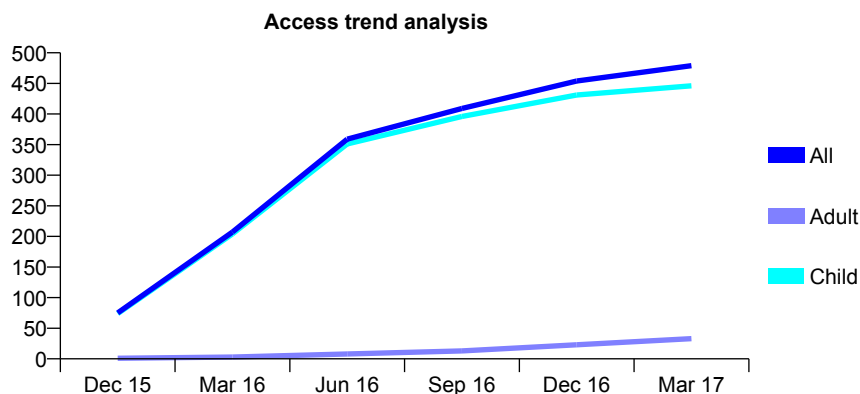
7A4 - Vital Signs At a Glance Contract Report for 820741/0002 - Year end March 2017

Name or company name	MRS N TAAFFE
Contract type name	GDS Contract
Purpose of contract	General
Contract start date	22/11/2015
Contract end date	

16/17 Contracted general activity (UDA)	1,040
Carry forward general activity (UDA)	1
16/17 Contracted orthodontic activity (UOA)	0
Carry forward orthodontic activity (UOA)	0
Baseline contract value	£26,249.18

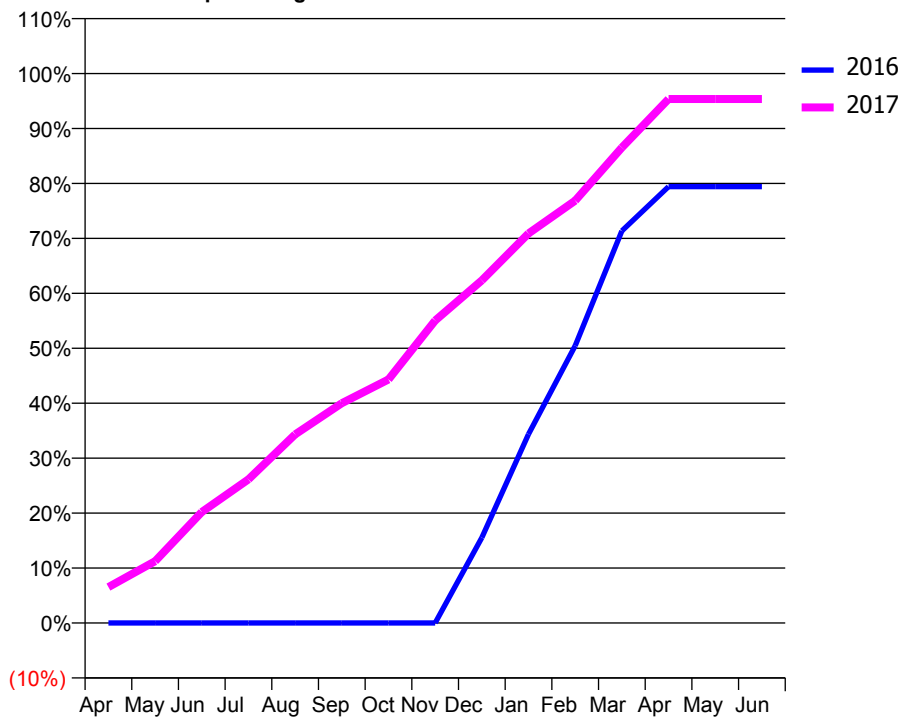
ACCESS*

Patients seen in 24 months	Total	Change since previous quarter
Quarter ending March 2016	207	
Quarter ending June 2016	359	↑
Quarter ending September 2016	409	↑
Quarter ending December 2016	454	↑
Quarter ending March 2017	479	↑
Variance since March 2016	131.4%	↑



ACTIVITY

Cumulative percentage of contracted UDA delivered 2016 & 2017



Adjusted Scheduled Activity (UDA)

Month	2016	2017
April	0	68
May	0	117
June	0	210
July	0	272
August	0	357
September	0	416
October	0	461
November	0	572
December	58	648
January	128	737
February	188	799
March	266	900
April	296	992
May	296	992
June	296	992

QUALITY

	Quantity	Base Number	Contract	LHB	Wales
% of FP17s for the same patient ID Re-attending within 3 months - Children	24	741	3.2%	9.1%	11.3%
% of FP17s for the same patient ID Re-attending within 3 months - Adults	0	14	0.0%	16.4%	16.7%
% of FP17s for the same patient ID Re-attending between 3 & 9 months - Children	371	741	50.1%	55.3%	58.0%
% of FP17s for the same patient ID Re-attending between 3 & 9 months - Adults	3	14	21.4%	52.4%	53.7%
% of FP17s for Band 1 Urgent Courses	4	764	0.5%	9.2%	8.9%
% of FP17s Relating to Free Repair or Replacements	0	764	0.0%	0.7%	0.7%
% of FP17s Relating to Continuations	0	764	0.0%	1.1%	0.9%
% of Patients satisfied with the dentistry they have received	2	2	N/A	94.3%	93.9%
% of Patients satisfied with the time they had to wait for an appointment	2	2	N/A	89.5%	88.4%

* This is based on patients treated on this contract for their most recent course of treatment. Figures in italics indicate the base number of FP17s or Patient Questionnaire responses are less than 100. N/A is shown where the base number of responses is less than 10 during the period. % is calculated as Quantity/Base number*100

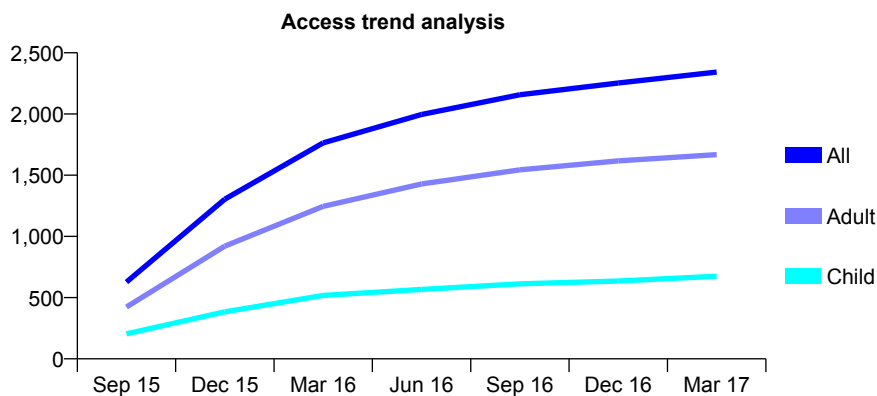
7A4 - Vital Signs At a Glance Contract Report for 838977/0004 - Year end March 2017

Name or company name	MR HJ SAMUEL
Contract type name	GDS Contract
Purpose of contract	General
Contract start date	08/06/2015
Contract end date	

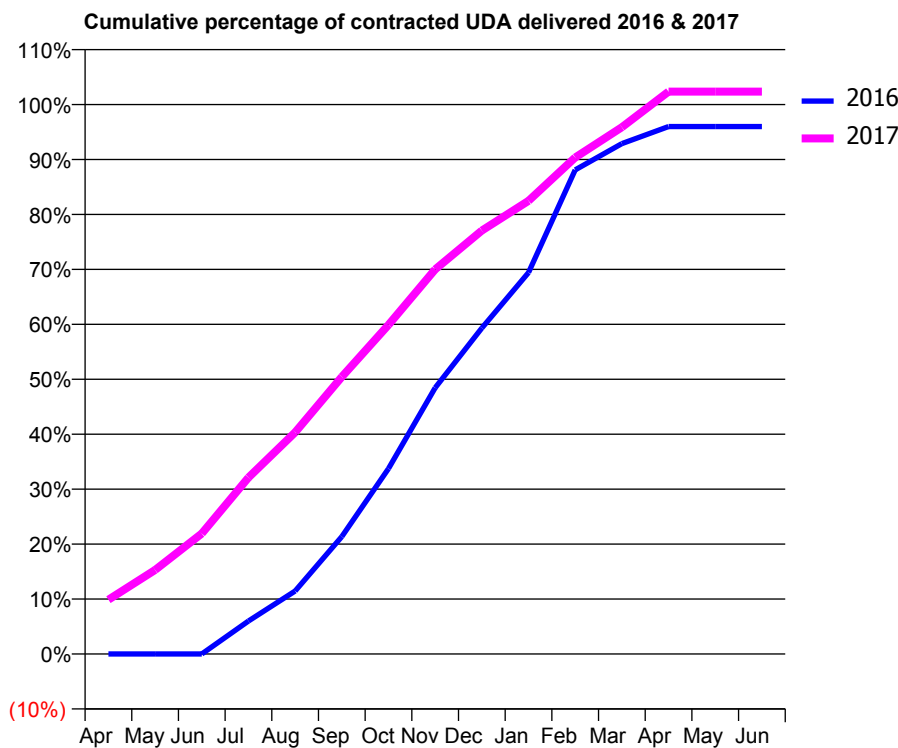
16/17 Contracted general activity (UDA)	8,000
Carry forward general activity (UDA)	-226
16/17 Contracted orthodontic activity (UOA)	0
Carry forward orthodontic activity (UOA)	0
Baseline contract value	£252,393.86

ACCESS*

Patients seen in 24 months	Total	Change since previous quarter
Quarter ending March 2016	1,764	
Quarter ending June 2016	1,996	↑
Quarter ending September 2016	2,157	↑
Quarter ending December 2016	2,253	↑
Quarter ending March 2017	2,343	↑
Variance since March 2016	32.8%	↑



ACTIVITY



Month	Adjusted Scheduled Activity (UDA)	
	2016	2017
April	0	790
May	0	1,224
June	0	1,753
July	391	2,569
August	747	3,228
September	1,392	4,036
October	2,197	4,792
November	3,154	5,599
December	3,863	6,166
January	4,519	6,598
February	5,736	7,228
March	6,048	7,669
April	6,250	8,188
May	6,250	8,188
June	6,250	8,188

QUALITY

	Quantity	Base Number	Contract	LHB	Wales
% of FP17s for the same patient ID Re-attending within 3 months - Children	75	883	8.5%	9.1%	11.3%
% of FP17s for the same patient ID Re-attending within 3 months - Adults	432	2,362	18.3%	16.4%	16.7%
% of FP17s for the same patient ID Re-attending between 3 & 9 months - Children	444	883	50.3%	55.3%	58.0%
% of FP17s for the same patient ID Re-attending between 3 & 9 months - Adults	1,158	2,362	49.0%	52.4%	53.7%
% of FP17s for Band 1 Urgent Courses	346	3,376	10.2%	9.2%	8.9%
% of FP17s Relating to Free Repair or Replacements	12	3,376	0.4%	0.7%	0.7%
% of FP17s Relating to Continuations	44	3,376	1.3%	1.1%	0.9%
% of Patients satisfied with the dentistry they have received	5	5	N/A	94.3%	93.9%
% of Patients satisfied with the time they had to wait for an appointment	4	5	N/A	89.5%	88.4%

* This is based on patients treated on this contract for their most recent course of treatment. Figures in italics indicate the base number of FP17s or Patient Questionnaire responses are less than 100. N/A is shown where the base number of responses is less than 10 during the period. % is calculated as Quantity/Base number*100

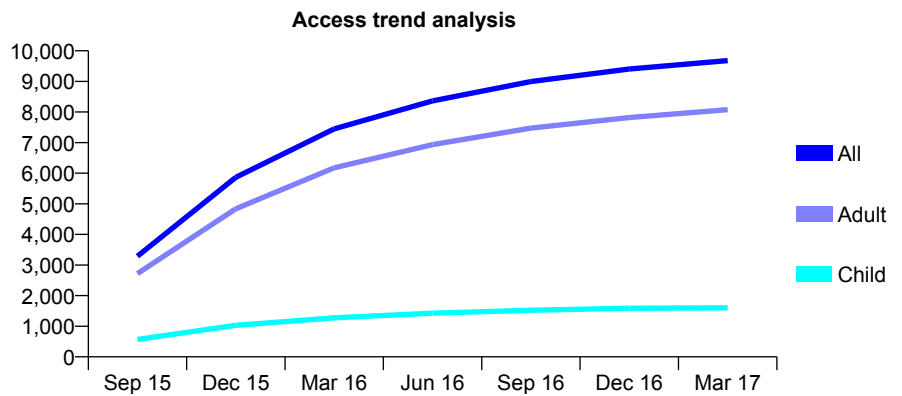
7A4 - Vital Signs At a Glance Contract Report for 838977/0005 - Year end March 2017

Name or company name	MR HJ SAMUEL
Contract type name	GDS Contract
Purpose of contract	General
Contract start date	08/06/2015
Contract end date	

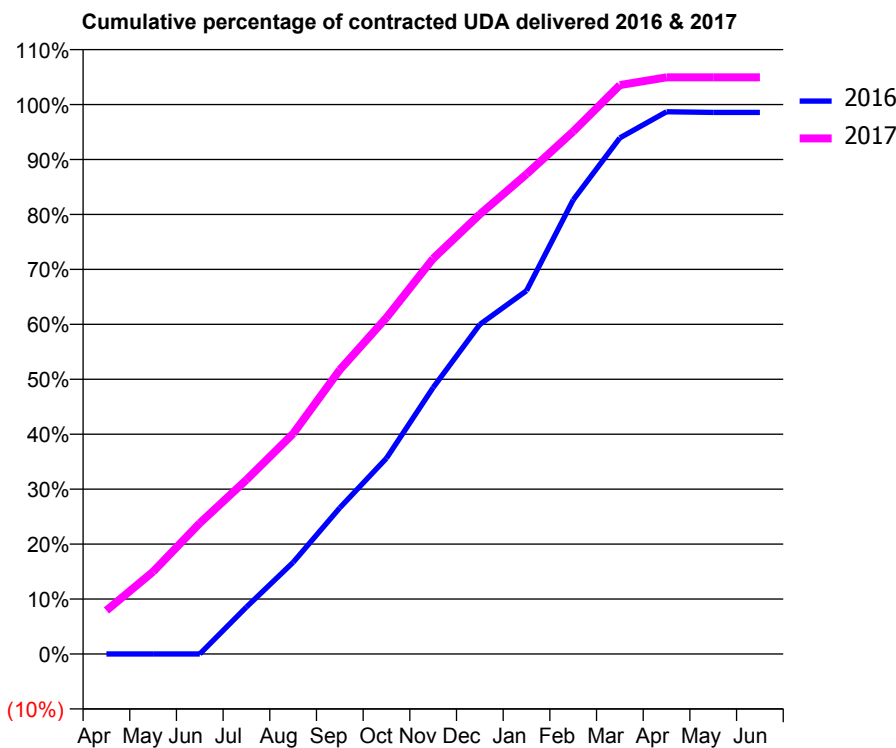
16/17 Contracted general activity (UDA)	28,960
Carry forward general activity (UDA)	-879
16/17 Contracted orthodontic activity (UOA)	0
Carry forward orthodontic activity (UOA)	0
Baseline contract value	£700,327.00

ACCESS*

Patients seen in 24 months	Total	Change since previous quarter
Quarter ending March 2016	7,450	
Quarter ending June 2016	8,365	↑
Quarter ending September 2016	8,996	↑
Quarter ending December 2016	9,406	↑
Quarter ending March 2017	9,679	↑
Variance since March 2016	29.9%	↑



ACTIVITY



Month	Adjusted Scheduled Activity (UDA)	
	2016	2017
April	0	2,294
May	0	4,343
June	0	6,894
July	2,076	9,185
August	4,044	11,612
September	6,449	14,982
October	8,636	17,727
November	11,757	20,844
December	14,540	23,171
January	16,027	25,292
February	20,031	27,537
March	22,768	29,984
April	23,919	30,388
May	23,892	30,394
June	23,893	30,394

QUALITY

	Quantity	Base Number	Contract	LHB	Wales
% of FP17s for the same patient ID Re-attending within 3 months - Children	109	2,274	4.8%	9.1%	11.3%
% of FP17s for the same patient ID Re-attending within 3 months - Adults	1,575	11,613	13.6%	16.4%	16.7%
% of FP17s for the same patient ID Re-attending between 3 & 9 months - Children	1,174	2,274	51.6%	55.3%	58.0%
% of FP17s for the same patient ID Re-attending between 3 & 9 months - Adults	6,018	11,613	51.8%	52.4%	53.7%
% of FP17s for Band 1 Urgent Courses	1,295	13,769	9.4%	9.2%	8.9%
% of FP17s Relating to Free Repair or Replacements	50	13,769	0.4%	0.7%	0.7%
% of FP17s Relating to Continuations	180	13,769	1.3%	1.1%	0.9%
% of Patients satisfied with the dentistry they have received	47	48	97.9%	94.3%	93.9%
% of Patients satisfied with the time they had to wait for an appointment	40	48	83.3%	89.5%	88.4%

* This is based on patients treated on this contract for their most recent course of treatment. Figures in italics indicate the base number of FP17s or Patient Questionnaire responses are less than 100. N/A is shown where the base number of responses is less than 10 during the period. % is calculated as Quantity/Base number*100

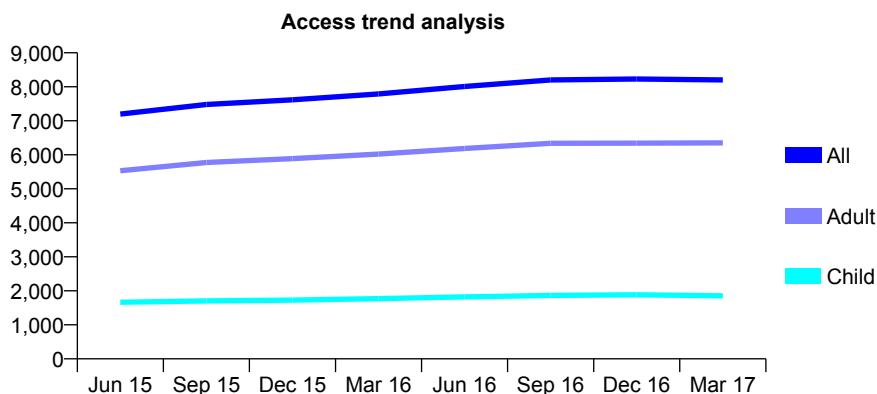
7A4 - Vital Signs At a Glance Contract Report for 840580/0001 - Year end March 2017

Name or company name	MR OB JOYNSON
Contract type name	GDS Contract
Purpose of contract	General and Orthodontic
Contract start date	01/04/2006
Contract end date	

16/17 Contracted general activity (UDA)	28,724
Carry forward general activity (UDA)	113
16/17 Contracted orthodontic activity (UOA)	315
Carry forward orthodontic activity (UOA)	-7
Baseline contract value	£648,265.03

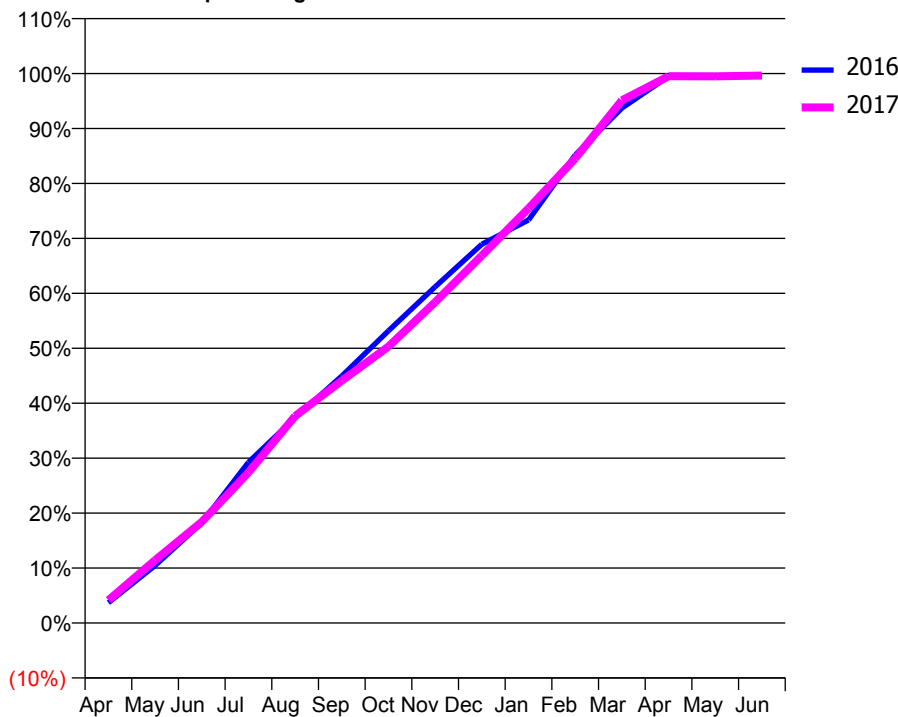
ACCESS*

Patients seen in 24 months	Total	Change since previous quarter
Quarter ending March 2016	7,790	
Quarter ending June 2016	8,008	↑
Quarter ending September 2016	8,202	↑
Quarter ending December 2016	8,228	→
Quarter ending March 2017	8,202	→
Variance since March 2016	5.3%	↑



ACTIVITY

Cumulative percentage of contracted UDA delivered 2016 & 2017



Month	Adjusted Scheduled Activity (UDA)	
	2016	2017
April	968	1,197
May	2,742	3,289
June	4,782	5,285
July	7,666	7,874
August	9,796	10,823
September	11,781	12,671
October	13,936	14,451
November	16,034	16,778
December	18,062	19,206
January	19,219	21,673
February	22,315	24,280
March	24,554	27,321
April	26,067	28,585
May	26,088	28,575
June	26,092	28,615

QUALITY

	Quantity	Base Number	Contract	LHB	Wales
% of FP17s for the same patient ID Re-attending within 3 months - Children	312	2,810	11.1%	9.1%	11.3%
% of FP17s for the same patient ID Re-attending within 3 months - Adults	1,665	9,098	18.3%	16.4%	16.7%
% of FP17s for the same patient ID Re-attending between 3 & 9 months - Children	1,502	2,810	53.5%	55.3%	58.0%
% of FP17s for the same patient ID Re-attending between 3 & 9 months - Adults	4,449	9,098	48.9%	52.4%	53.7%
% of FP17s for Band 1 Urgent Courses	1,541	11,721	13.1%	9.2%	8.9%
% of FP17s Relating to Free Repair or Replacements	88	11,721	0.8%	0.7%	0.7%
% of FP17s Relating to Continuations	102	11,721	0.9%	1.1%	0.9%
% of Patients satisfied with the dentistry they have received	68	71	95.8%	94.3%	93.9%
% of Patients satisfied with the time they had to wait for an appointment	62	71	87.3%	89.5%	88.4%

* This is based on patients treated on this contract for their most recent course of treatment. Figures in italics indicate the base number of FP17s or Patient Questionnaire responses are less than 100. N/A is shown where the base number of responses is less than 10 during the period. % is calculated as Quantity/Base number*100

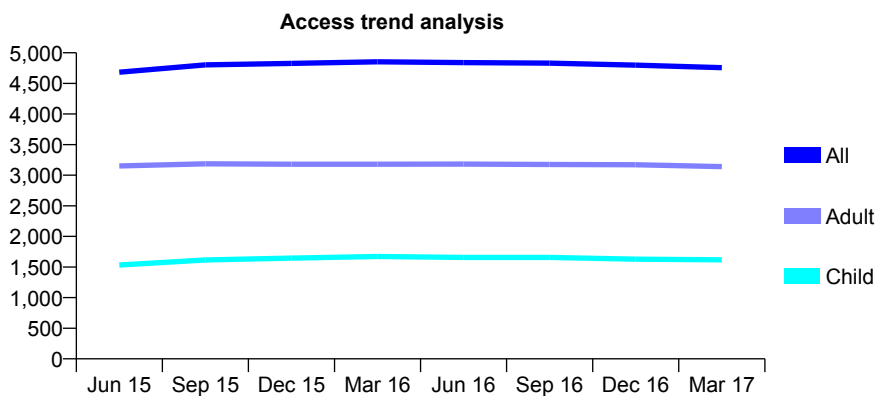
7A4 - Vital Signs At a Glance Contract Report for 844020/0001 - Year end March 2017

Name or company name	MR X IOANNIDES
Contract type name	GDS Contract
Purpose of contract	General
Contract start date	01/10/2010
Contract end date	

16/17 Contracted general activity (UDA)	20,175
Carry forward general activity (UDA)	0
16/17 Contracted orthodontic activity (UOA)	0
Carry forward orthodontic activity (UOA)	0
Baseline contract value	£479,791.38

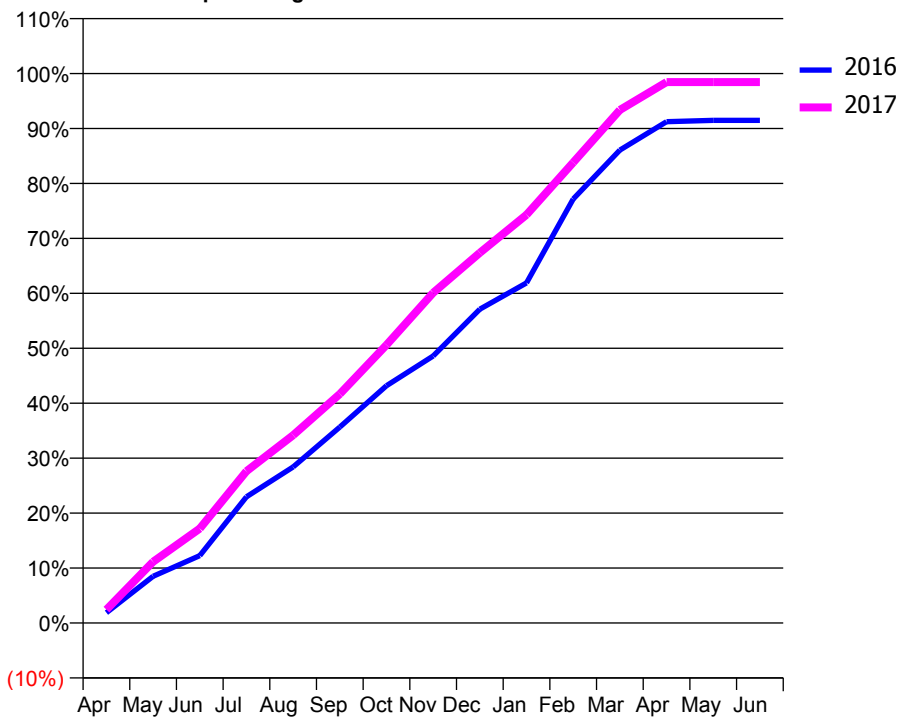
ACCESS*

Patients seen in 24 months	Total	Change since previous quarter
Quarter ending March 2016	4,852	
Quarter ending June 2016	4,840	→
Quarter ending September 2016	4,831	→
Quarter ending December 2016	4,799	→
Quarter ending March 2017	4,758	→
Variance since March 2016	(1.9%)	↓



ACTIVITY

Cumulative percentage of contracted UDA delivered 2016 & 2017



Month	Adjusted Scheduled Activity (UDA)	
	2016	2017
April	379	491
May	1,715	2,252
June	2,474	3,469
July	4,632	5,572
August	5,732	6,897
September	7,196	8,408
October	8,713	10,211
November	9,805	12,124
December	11,520	13,592
January	12,487	14,991
February	15,567	16,906
March	17,365	18,836
April	18,406	19,858
May	18,454	19,862
June	18,455	19,862

QUALITY

	Quantity	Base Number	Contract	LHB	Wales
% of FP17s for the same patient ID Re-attending within 3 months - Children	185	2,235	8.3%	9.1%	11.3%
% of FP17s for the same patient ID Re-attending within 3 months - Adults	778	4,704	16.5%	16.4%	16.7%
% of FP17s for the same patient ID Re-attending between 3 & 9 months - Children	1,191	2,235	53.3%	55.3%	58.0%
% of FP17s for the same patient ID Re-attending between 3 & 9 months - Adults	2,513	4,704	53.4%	52.4%	53.7%
% of FP17s for Band 1 Urgent Courses	453	6,953	6.5%	9.2%	8.9%
% of FP17s Relating to Free Repair or Replacements	64	6,953	0.9%	0.7%	0.7%
% of FP17s Relating to Continuations	148	6,953	2.1%	1.1%	0.9%
% of Patients satisfied with the dentistry they have received	19	20	95.0%	94.3%	93.9%
% of Patients satisfied with the time they had to wait for an appointment	17	20	85.0%	89.5%	88.4%

* This is based on patients treated on this contract for their most recent course of treatment. Figures in italics indicate the base number of FP17s or Patient Questionnaire responses are less than 100. N/A is shown where the base number of responses is less than 10 during the period. % is calculated as Quantity/Base number*100

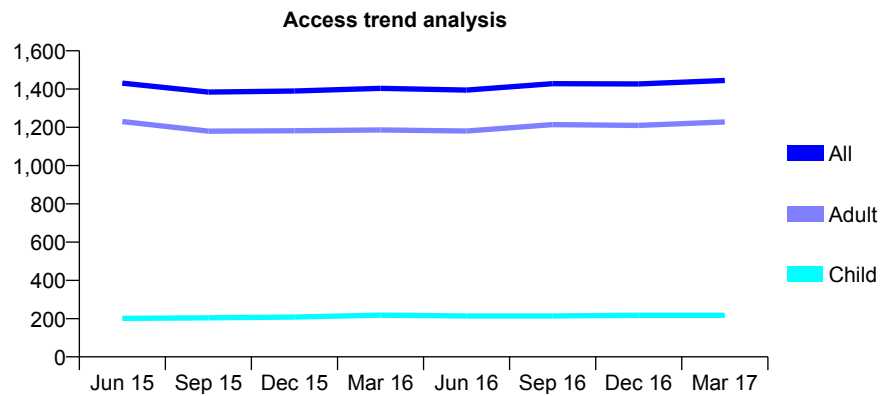
7A4 - Vital Signs At a Glance Contract Report for 918458/0001 - Year end March 2017

Name or company name	MRS EA DAVIES
Contract type name	GDS Contract
Purpose of contract	General
Contract start date	01/04/2006
Contract end date	

16/17 Contracted general activity (UDA)	4,243
Carry forward general activity (UDA)	-37
16/17 Contracted orthodontic activity (UOA)	0
Carry forward orthodontic activity (UOA)	0
Baseline contract value	£135,635.18

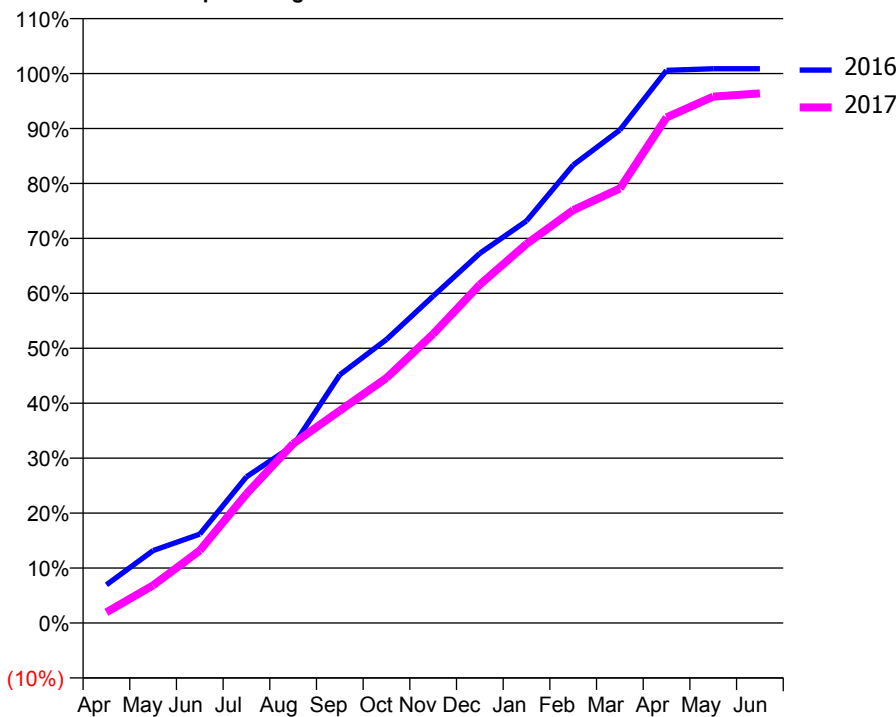
ACCESS*

Patients seen in 24 months	Total	Change since previous quarter
Quarter ending March 2016	1,404	
Quarter ending June 2016	1,395	→
Quarter ending September 2016	1,428	↑
Quarter ending December 2016	1,427	→
Quarter ending March 2017	1,445	→
Variance since March 2016	2.9%	↑



ACTIVITY

Cumulative percentage of contracted UDA delivered 2016 & 2017



Month	Adjusted Scheduled Activity (UDA)	
	2016	2017
April	295	83
May	559	291
June	686	560
July	1,129	997
August	1,370	1,384
September	1,916	1,640
October	2,190	1,892
November	2,524	2,231
December	2,855	2,613
January	3,104	2,926
February	3,537	3,189
March	3,808	3,355
April	4,267	3,904
May	4,280	4,065
June	4,280	4,089

QUALITY

	Quantity	Base Number	Contract	LHB	Wales
% of FP17s for the same patient ID Re-attending within 3 months - Children	16	231	6.9%	9.1%	11.3%
% of FP17s for the same patient ID Re-attending within 3 months - Adults	210	1,254	16.7%	16.4%	16.7%
% of FP17s for the same patient ID Re-attending between 3 & 9 months - Children	41	231	17.7%	55.3%	58.0%
% of FP17s for the same patient ID Re-attending between 3 & 9 months - Adults	333	1,254	26.6%	52.4%	53.7%
% of FP17s for Band 1 Urgent Courses	64	1,557	4.1%	9.2%	8.9%
% of FP17s Relating to Free Repair or Replacements	26	1,557	1.7%	0.7%	0.7%
% of FP17s Relating to Continuations	52	1,557	3.3%	1.1%	0.9%
% of Patients satisfied with the dentistry they have received	10	11	90.9%	94.3%	93.9%
% of Patients satisfied with the time they had to wait for an appointment	11	11	100.0%	89.5%	88.4%

* This is based on patients treated on this contract for their most recent course of treatment. Figures in italics indicate the base number of FP17s or Patient Questionnaire responses are less than 100. N/A is shown where the base number of responses is less than 10 during the period. % is calculated as Quantity/Base number*100

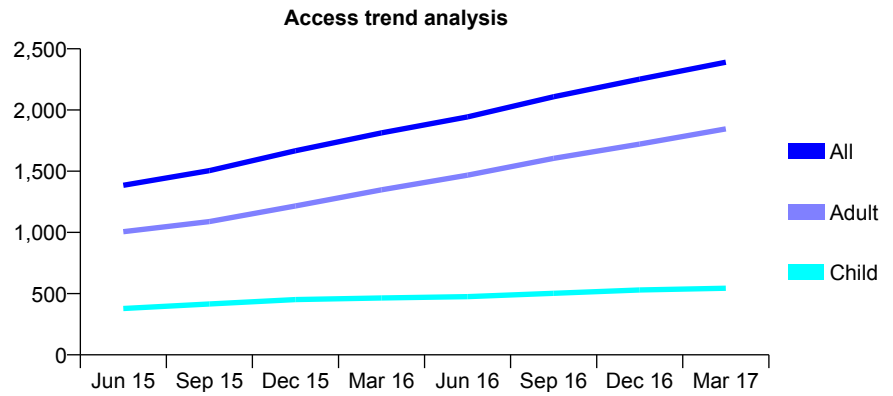
7A4 - Vital Signs At a Glance Contract Report for 919438/0001 - Year end March 2017

Name or company name	MR PC STOCKFORD
Contract type name	GDS Contract
Purpose of contract	General
Contract start date	01/04/2006
Contract end date	

16/17 Contracted general activity (UDA)	8,593
Carry forward general activity (UDA)	0
16/17 Contracted orthodontic activity (UOA)	0
Carry forward orthodontic activity (UOA)	0
Baseline contract value	£217,052.92

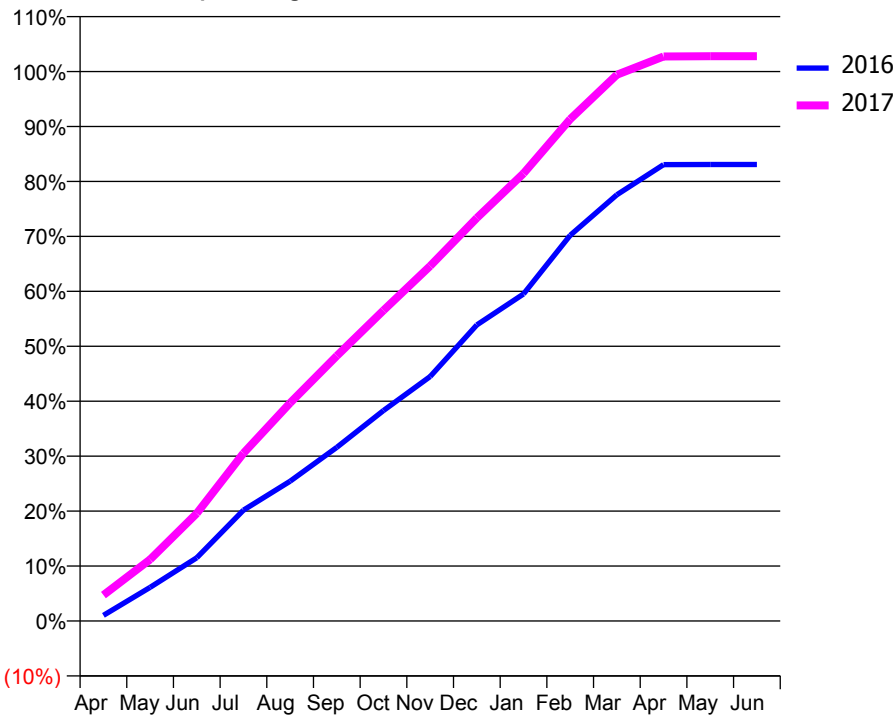
ACCESS*

Patients seen in 24 months	Total	Change since previous quarter
Quarter ending March 2016	1,813	
Quarter ending June 2016	1,944	↑
Quarter ending September 2016	2,108	↑
Quarter ending December 2016	2,252	↑
Quarter ending March 2017	2,390	↑
Variance since March 2016	31.8%	↑



ACTIVITY

Cumulative percentage of contracted UDA delivered 2016 & 2017



Month	Adjusted Scheduled Activity (UDA)	
	2016	2017
April	89	406
May	527	963
June	989	1,685
July	1,734	2,624
August	2,187	3,411
September	2,716	4,147
October	3,291	4,858
November	3,824	5,551
December	4,631	6,302
January	5,115	6,999
February	6,031	7,847
March	6,666	8,542
April	7,137	8,828
May	7,140	8,832
June	7,140	8,832

QUALITY

	Quantity	Base Number	Contract	LHB	Wales
% of FP17s for the same patient ID Re-attending within 3 months - Children	66	883	7.5%	9.1%	11.3%
% of FP17s for the same patient ID Re-attending within 3 months - Adults	622	2,989	20.8%	16.4%	16.7%
% of FP17s for the same patient ID Re-attending between 3 & 9 months - Children	552	883	62.5%	55.3%	58.0%
% of FP17s for the same patient ID Re-attending between 3 & 9 months - Adults	1,502	2,989	50.3%	52.4%	53.7%
% of FP17s for Band 1 Urgent Courses	213	3,854	5.5%	9.2%	8.9%
% of FP17s Relating to Free Repair or Replacements	14	3,854	0.4%	0.7%	0.7%
% of FP17s Relating to Continuations	71	3,854	1.8%	1.1%	0.9%
% of Patients satisfied with the dentistry they have received	11	13	84.6%	94.3%	93.9%
% of Patients satisfied with the time they had to wait for an appointment	11	13	84.6%	89.5%	88.4%

* This is based on patients treated on this contract for their most recent course of treatment. Figures in italics indicate the base number of FP17s or Patient Questionnaire responses are less than 100. N/A is shown where the base number of responses is less than 10 during the period. % is calculated as Quantity/Base number*100

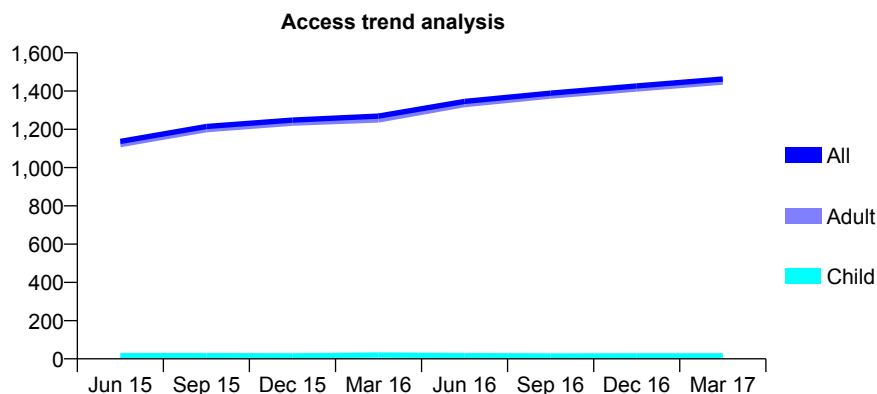
7A4 - Vital Signs At a Glance Contract Report for 919438/0005 - Year end March 2017

Name or company name	MR PC STOCKFORD
Contract type name	PDS Contract
Purpose of contract	General
Contract start date	01/01/2011
Contract end date	30/09/2017

16/17 Contracted general activity (UDA)	2,188
Carry forward general activity (UDA)	0
16/17 Contracted orthodontic activity (UOA)	0
Carry forward orthodontic activity (UOA)	0
Baseline contract value	£58,123.94

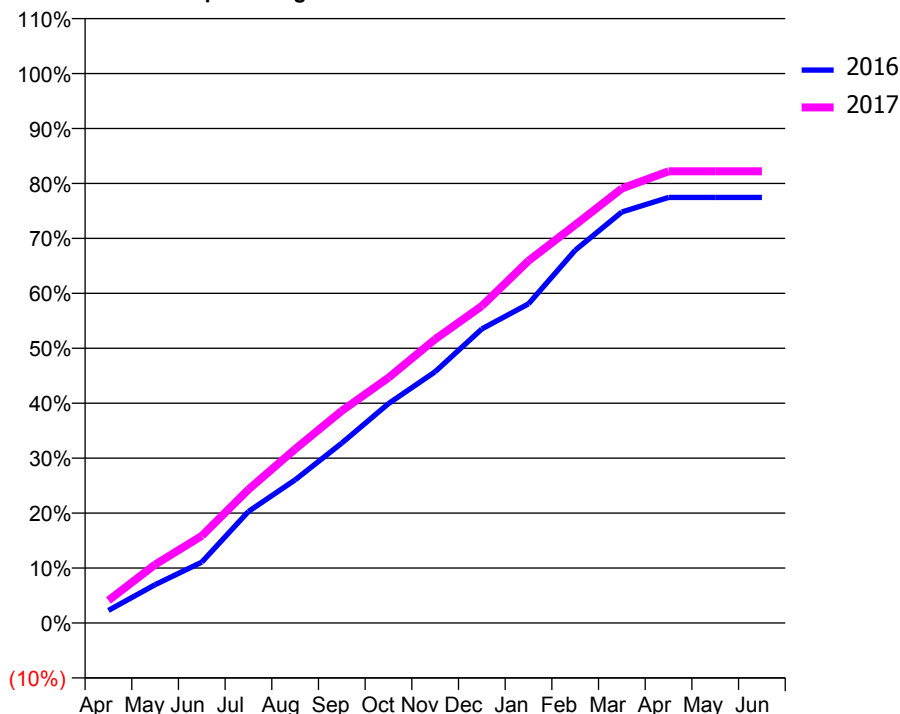
ACCESS*

Patients seen in 24 months	Total	Change since previous quarter
Quarter ending March 2016	1,269	
Quarter ending June 2016	1,346	↑
Quarter ending September 2016	1,389	↑
Quarter ending December 2016	1,427	↑
Quarter ending March 2017	1,463	↑
Variance since March 2016	15.3%	↑



ACTIVITY

Cumulative percentage of contracted UDA delivered 2016 & 2017



Month	Adjusted Scheduled Activity (UDA)	
	2016	2017
April	50	90
May	152	233
June	242	347
July	444	532
August	570	692
September	716	845
October	874	977
November	1,001	1,130
December	1,171	1,262
January	1,271	1,442
February	1,484	1,585
March	1,637	1,730
April	1,694	1,799
May	1,694	1,799
June	1,694	1,799

QUALITY

	Quantity	Base Number	Contract	LHB	Wales
% of FP17s for the same patient ID Re-attending within 3 months - Children	0	17	0.0%	9.1%	11.3%
% of FP17s for the same patient ID Re-attending within 3 months - Adults	54	1,473	3.7%	16.4%	16.7%
% of FP17s for the same patient ID Re-attending between 3 & 9 months - Children	0	17	0.0%	55.3%	58.0%
% of FP17s for the same patient ID Re-attending between 3 & 9 months - Adults	27	1,473	1.8%	52.4%	53.7%
% of FP17s for Band 1 Urgent Courses	1,498	1,499	99.9%	9.2%	8.9%
% of FP17s Relating to Free Repair or Replacements	0	1,499	0.0%	0.7%	0.7%
% of FP17s Relating to Continuations	0	1,499	0.0%	1.1%	0.9%
% of Patients satisfied with the dentistry they have received	1	2	N/A	94.3%	93.9%
% of Patients satisfied with the time they had to wait for an appointment	2	2	N/A	89.5%	88.4%

* This is based on patients treated on this contract for their most recent course of treatment. Figures in italics indicate the base number of FP17s or Patient Questionnaire responses are less than 100. N/A is shown where the base number of responses is less than 10 during the period. % is calculated as Quantity/Base number*100

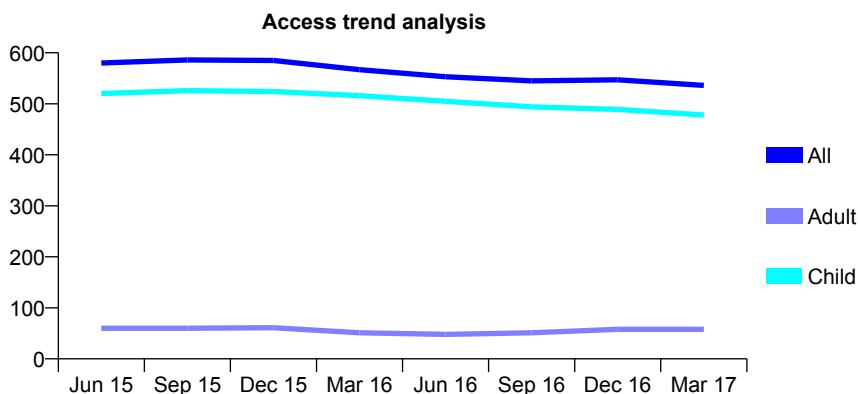
7A4 - Vital Signs At a Glance Contract Report for 927171/0001 - Year end March 2017

Name or company name	MISS MS GIBSON
Contract type name	GDS Contract
Purpose of contract	General
Contract start date	01/04/2006
Contract end date	31/03/2017

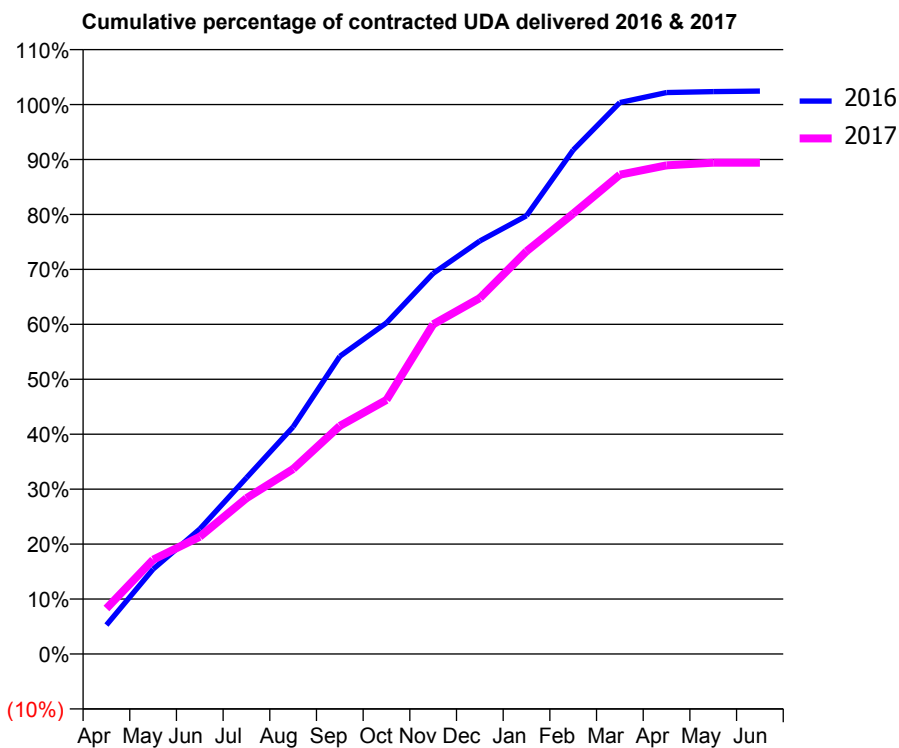
16/17 Contracted general activity (UDA)	1,234
Carry forward general activity (UDA)	-30
16/17 Contracted orthodontic activity (UOA)	0
Carry forward orthodontic activity (UOA)	0
Baseline contract value	£33,496.83

ACCESS*

Patients seen in 24 months	Total	Change since previous quarter
Quarter ending March 2016	567	
Quarter ending June 2016	553	↓
Quarter ending September 2016	545	↓
Quarter ending December 2016	547	→
Quarter ending March 2017	536	↓
Variance since March 2016	(5.5%)	↓



ACTIVITY



Month	Adjusted Scheduled Activity (UDA)	
	2016	2017
April	65	102
May	191	212
June	281	263
July	396	350
August	510	416
September	668	512
October	744	571
November	855	740
December	928	799
January	984	904
February	1,132	989
March	1,238	1,076
April	1,261	1,097
May	1,263	1,103
June	1,264	1,103

QUALITY

	Quantity	Base Number	Contract	LHB	Wales
% of FP17s for the same patient ID Re-attending within 3 months - Children	53	755	7.0%	9.1%	11.3%
% of FP17s for the same patient ID Re-attending within 3 months - Adults	1	33	3.0%	16.4%	16.7%
% of FP17s for the same patient ID Re-attending between 3 & 9 months - Children	531	755	70.3%	55.3%	58.0%
% of FP17s for the same patient ID Re-attending between 3 & 9 months - Adults	25	33	75.8%	52.4%	53.7%
% of FP17s for Band 1 Urgent Courses	27	792	3.4%	9.2%	8.9%
% of FP17s Relating to Free Repair or Replacements	0	792	0.0%	0.7%	0.7%
% of FP17s Relating to Continuations	0	792	0.0%	1.1%	0.9%
% of Patients satisfied with the dentistry they have received	3	3	N/A	94.3%	93.9%
% of Patients satisfied with the time they had to wait for an appointment	2	3	N/A	89.5%	88.4%

* This is based on patients treated on this contract for their most recent course of treatment. Figures in italics indicate the base number of FP17s or Patient Questionnaire responses are less than 100. N/A is shown where the base number of responses is less than 10 during the period. % is calculated as Quantity/Base number*100

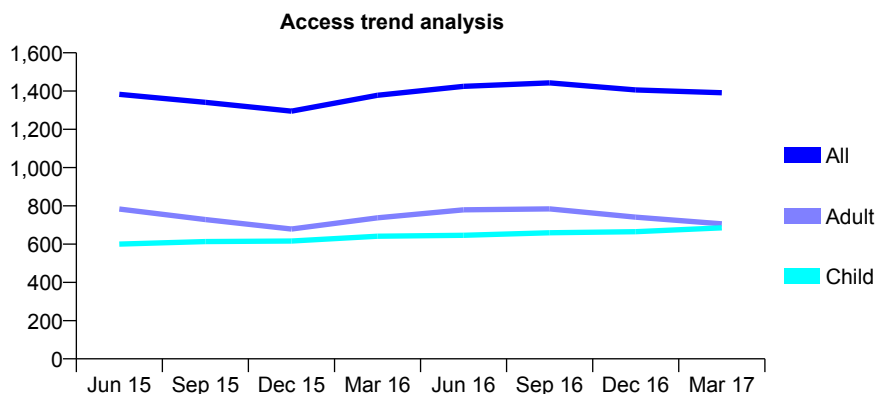
7A4 - Vital Signs At a Glance Contract Report for 965588/0001 - Year end March 2017

Name or company name	MS V KOLAH I
Contract type name	GDS Contract
Purpose of contract	General
Contract start date	26/07/2007
Contract end date	

16/17 Contracted general activity (UDA)	2,091
Carry forward general activity (UDA)	103
16/17 Contracted orthodontic activity (UOA)	0
Carry forward orthodontic activity (UOA)	0
Baseline contract value	£51,254.78

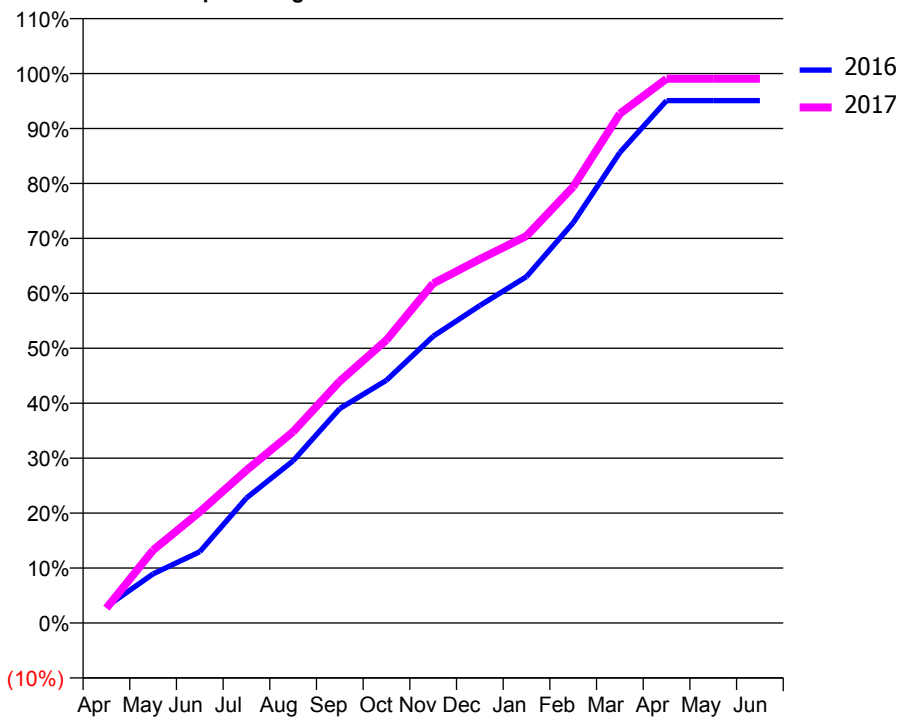
ACCESS*

Patients seen in 24 months	Total	Change since previous quarter
Quarter ending March 2016	1,378	
Quarter ending June 2016	1,425	↑
Quarter ending September 2016	1,443	→
Quarter ending December 2016	1,406	↓
Quarter ending March 2017	1,391	↓
Variance since March 2016	0.9%	→



ACTIVITY

Cumulative percentage of contracted UDA delivered 2016 & 2017



Month	Adjusted Scheduled Activity (UDA)	
	2016	2017
April	62	57
May	187	277
June	271	423
July	476	581
August	617	728
September	816	920
October	924	1,077
November	1,091	1,292
December	1,208	1,385
January	1,318	1,473
February	1,523	1,660
March	1,790	1,938
April	1,988	2,071
May	1,988	2,071
June	1,988	2,071

QUALITY

	Quantity	Base Number	Contract	LHB	Wales
% of FP17s for the same patient ID Re-attending within 3 months - Children	52	965	5.4%	9.1%	11.3%
% of FP17s for the same patient ID Re-attending within 3 months - Adults	36	609	5.9%	16.4%	16.7%
% of FP17s for the same patient ID Re-attending between 3 & 9 months - Children	548	965	56.8%	55.3%	58.0%
% of FP17s for the same patient ID Re-attending between 3 & 9 months - Adults	184	609	30.2%	52.4%	53.7%
% of FP17s for Band 1 Urgent Courses	56	1,523	3.7%	9.2%	8.9%
% of FP17s Relating to Free Repair or Replacements	1	1,523	0.1%	0.7%	0.7%
% of FP17s Relating to Continuations	7	1,523	0.5%	1.1%	0.9%
% of Patients satisfied with the dentistry they have received	8	8	N/A	94.3%	93.9%
% of Patients satisfied with the time they had to wait for an appointment	8	8	N/A	89.5%	88.4%

* This is based on patients treated on this contract for their most recent course of treatment. Figures in italics indicate the base number of FP17s or Patient Questionnaire responses are less than 100. N/A is shown where the base number of responses is less than 10 during the period. % is calculated as Quantity/Base number*100

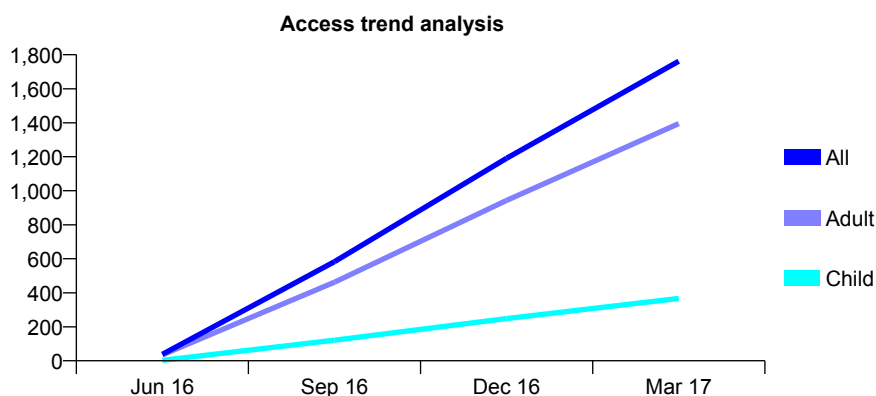
7A5 - Vital Signs At a Glance Contract Report for 100142/0000 - Year end March 2017

Name or company name	Stephen Bowsher
Contract type name	GDS Contract
Purpose of contract	General
Contract start date	30/05/2016
Contract end date	31/05/2017

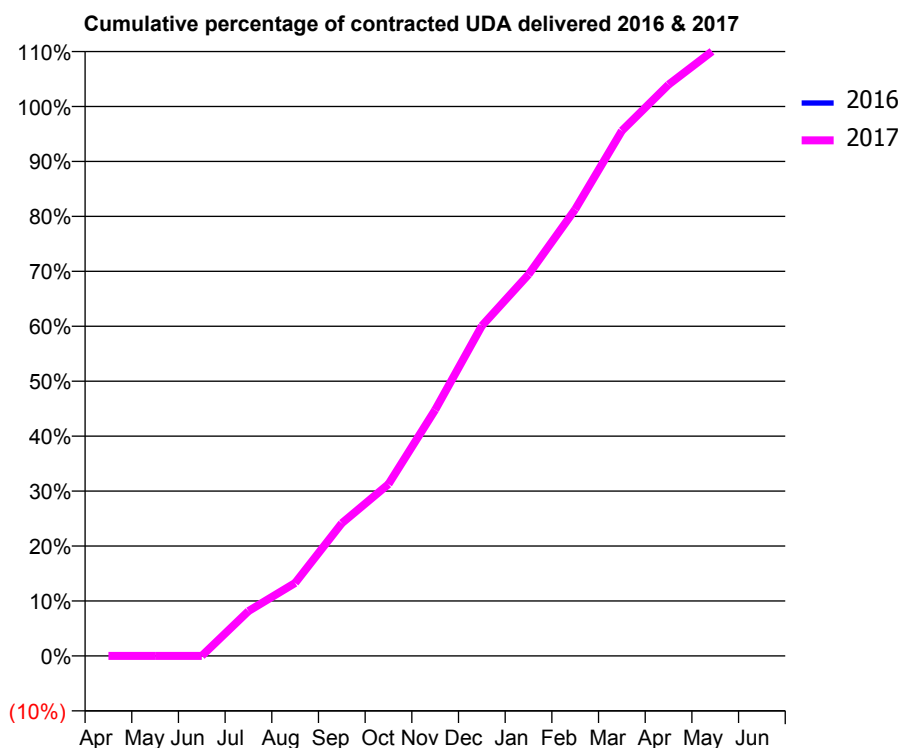
16/17 Contracted general activity (UDA)	5,639
Carry forward general activity (UDA)	0
16/17 Contracted orthodontic activity (UOA)	0
Carry forward orthodontic activity (UOA)	0
Baseline contract value	£135,933.54

ACCESS*

Patients seen in 24 months	Total	Change since previous quarter
Quarter ending March 2016	0	
Quarter ending June 2016	38	↑
Quarter ending September 2016	583	↑
Quarter ending December 2016	1,191	↑
Quarter ending March 2017	1,762	↑
Variance since March 2016	N/A	



ACTIVITY



Month	Adjusted Scheduled Activity (UDA)	
	2016	2017
April	0	0
May	0	0
June	0	0
July	0	461
August	0	749
September	0	1,362
October	0	1,763
November	0	2,525
December	0	3,387
January	0	3,914
February	0	4,584
March	0	5,390
April	0	5,863
May	0	6,229
June	0	6,235

QUALITY

	Quantity	Base Number	Contract	LHB	Wales
% of FP17s for the same patient ID Re-attending within 3 months - Children	8	439	1.8%	7.2%	11.3%
% of FP17s for the same patient ID Re-attending within 3 months - Adults	102	1,738	5.9%	14.1%	16.7%
% of FP17s for the same patient ID Re-attending between 3 & 9 months - Children	41	439	9.3%	53.8%	58.0%
% of FP17s for the same patient ID Re-attending between 3 & 9 months - Adults	186	1,738	10.7%	51.1%	53.7%
% of FP17s for Band 1 Urgent Courses	249	2,456	10.1%	8.9%	8.9%
% of FP17s Relating to Free Repair or Replacements	0	2,456	0.0%	0.6%	0.7%
% of FP17s Relating to Continuations	1	2,456	0.0%	0.7%	0.9%
% of Patients satisfied with the dentistry they have received	12	12	100.0%	94.1%	93.9%
% of Patients satisfied with the time they had to wait for an appointment	12	12	100.0%	91.8%	88.4%

* This is based on patients treated on this contract for their most recent course of treatment. Figures in italics indicate the base number of FP17s or Patient Questionnaire responses are less than 100. N/A is shown where the base number of responses is less than 10 during the period. % is calculated as Quantity/Base number*100

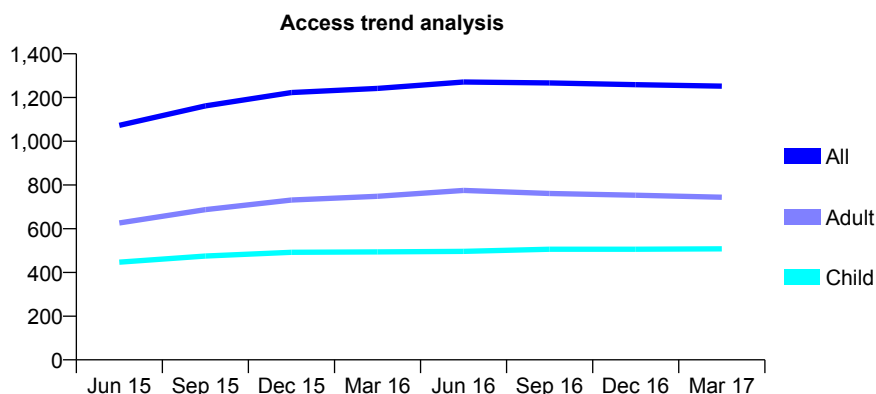
7A5 - Vital Signs At a Glance Contract Report for 102660/0001 - Year end March 2017

Name or company name	Brilliant Dental Care
Contract type name	GDS Contract
Purpose of contract	General and Orthodontic
Contract start date	01/06/2014
Contract end date	

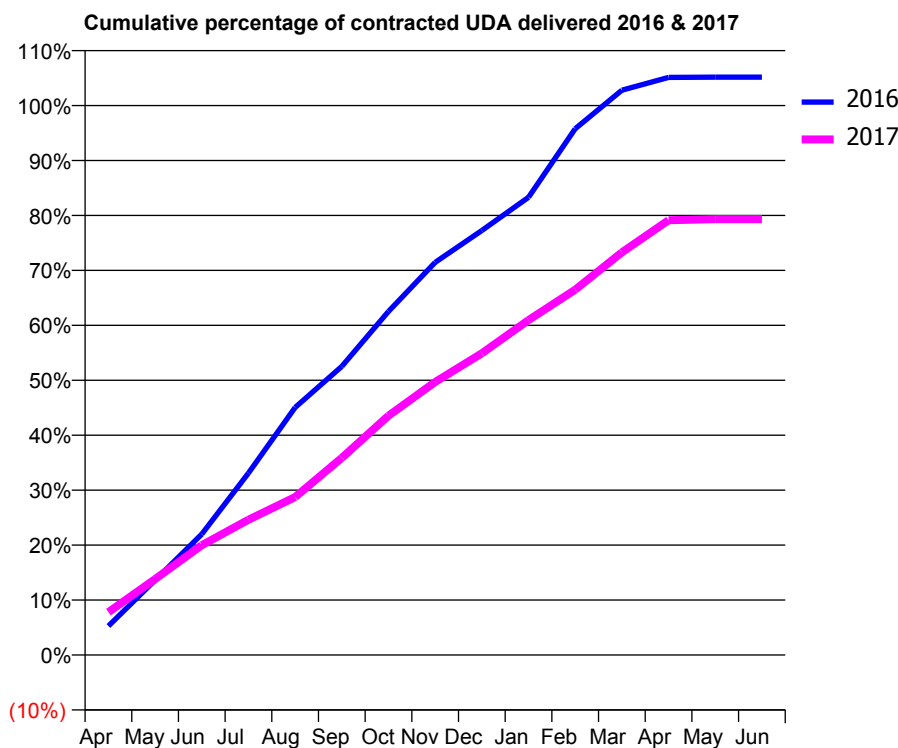
16/17 Contracted general activity (UDA)	4,200
Carry forward general activity (UDA)	-171
16/17 Contracted orthodontic activity (UOA)	57
Carry forward orthodontic activity (UOA)	-3
Baseline contract value	£103,663.18

ACCESS*

Patients seen in 24 months	Total	Change since previous quarter
Quarter ending March 2016	1,242	
Quarter ending June 2016	1,271	↑
Quarter ending September 2016	1,267	→
Quarter ending December 2016	1,259	→
Quarter ending March 2017	1,252	→
Variance since March 2016	0.8%	→



ACTIVITY



Month	Adjusted Scheduled Activity (UDA)	
	2016	2017
April	185	328
May	477	580
June	770	840
July	1,159	1,034
August	1,577	1,207
September	1,838	1,507
October	2,189	1,829
November	2,501	2,086
December	2,704	2,306
January	2,916	2,560
February	3,352	2,792
March	3,598	3,077
April	3,679	3,323
May	3,681	3,331
June	3,681	3,331

QUALITY

	Quantity	Base Number	Contract	LHB	Wales
% of FP17s for the same patient ID Re-attending within 3 months - Children	40	702	5.7%	7.2%	11.3%
% of FP17s for the same patient ID Re-attending within 3 months - Adults	98	880	11.1%	14.1%	16.7%
% of FP17s for the same patient ID Re-attending between 3 & 9 months - Children	396	702	56.4%	53.8%	58.0%
% of FP17s for the same patient ID Re-attending between 3 & 9 months - Adults	484	880	55.0%	51.1%	53.7%
% of FP17s for Band 1 Urgent Courses	111	1,627	6.8%	8.9%	8.9%
% of FP17s Relating to Free Repair or Replacements	8	1,627	0.5%	0.6%	0.7%
% of FP17s Relating to Continuations	10	1,627	0.6%	0.7%	0.9%
% of Patients satisfied with the dentistry they have received	6	6	N/A	94.1%	93.9%
% of Patients satisfied with the time they had to wait for an appointment	6	6	N/A	91.8%	88.4%

* This is based on patients treated on this contract for their most recent course of treatment. Figures in italics indicate the base number of FP17s or Patient Questionnaire responses are less than 100. N/A is shown where the base number of responses is less than 10 during the period. % is calculated as Quantity/Base number*100

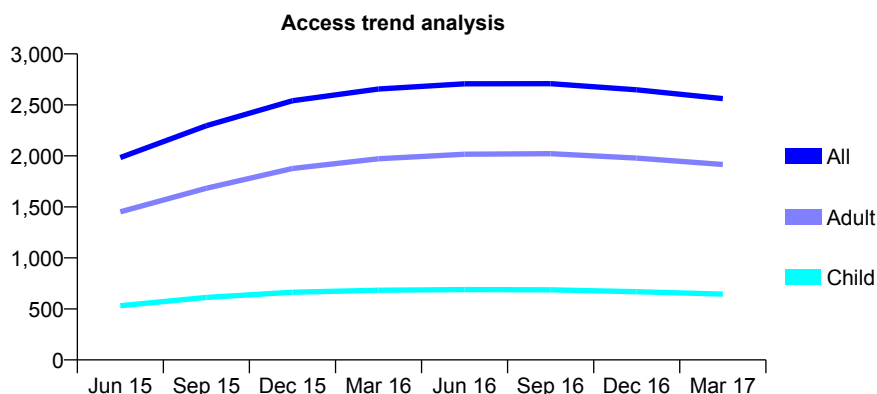
7A5 - Vital Signs At a Glance Contract Report for 105333/0001 - Year end March 2017

Name or company name	Beddau Dental Practice
Contract type name	GDS Contract
Purpose of contract	General
Contract start date	01/06/2014
Contract end date	

16/17 Contracted general activity (UDA)	7,800
Carry forward general activity (UDA)	191
16/17 Contracted orthodontic activity (UOA)	0
Carry forward orthodontic activity (UOA)	0
Baseline contract value	£185,806.90

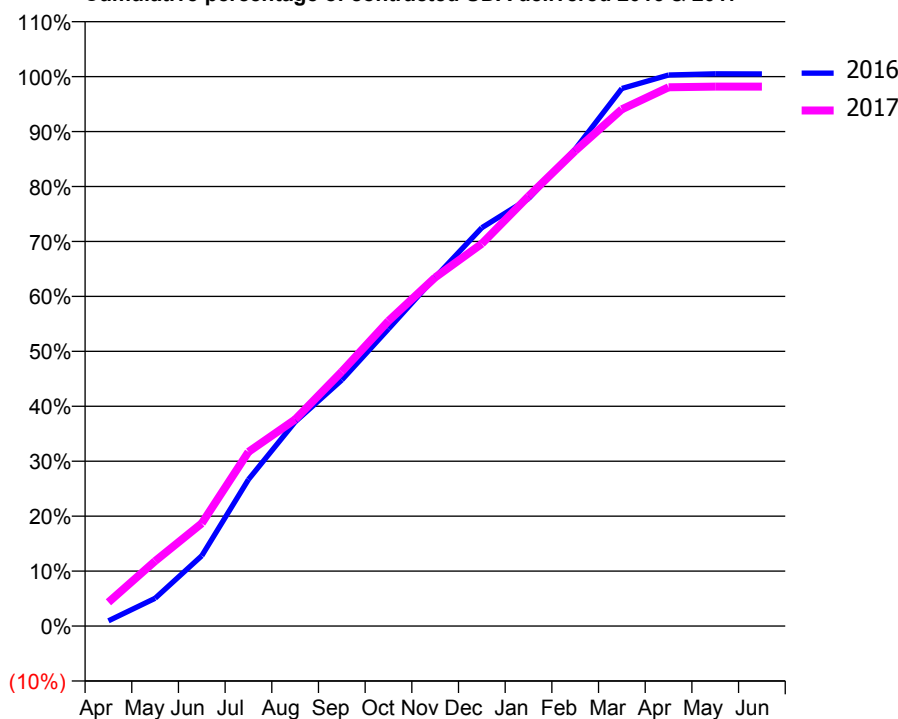
ACCESS*

Patients seen in 24 months	Total	Change since previous quarter
Quarter ending March 2016	2,655	
Quarter ending June 2016	2,706	→
Quarter ending September 2016	2,708	→
Quarter ending December 2016	2,648	↓
Quarter ending March 2017	2,561	↓
Variance since March 2016	(3.5%)	↓



ACTIVITY

Cumulative percentage of contracted UDA delivered 2016 & 2017



Month	Adjusted Scheduled Activity (UDA)	
	2016	2017
April	81	338
May	429	923
June	1,089	1,458
July	2,268	2,473
August	3,160	2,933
September	3,807	3,612
October	4,597	4,332
November	5,396	4,948
December	6,162	5,428
January	6,611	6,101
February	7,378	6,746
March	8,315	7,335
April	8,524	7,649
May	8,542	7,658
June	8,541	7,658

QUALITY

	Quantity	Base Number	Contract	LHB	Wales
% of FP17s for the same patient ID Re-attending within 3 months - Children	28	839	3.3%	7.2%	11.3%
% of FP17s for the same patient ID Re-attending within 3 months - Adults	255	2,505	10.2%	14.1%	16.7%
% of FP17s for the same patient ID Re-attending between 3 & 9 months - Children	450	839	53.6%	53.8%	58.0%
% of FP17s for the same patient ID Re-attending between 3 & 9 months - Adults	1,415	2,505	56.5%	51.1%	53.7%
% of FP17s for Band 1 Urgent Courses	124	3,345	3.7%	8.9%	8.9%
% of FP17s Relating to Free Repair or Replacements	17	3,345	0.5%	0.6%	0.7%
% of FP17s Relating to Continuations	20	3,345	0.6%	0.7%	0.9%
% of Patients satisfied with the dentistry they have received	15	17	88.2%	94.1%	93.9%
% of Patients satisfied with the time they had to wait for an appointment	17	17	100.0%	91.8%	88.4%

* This is based on patients treated on this contract for their most recent course of treatment. Figures in italics indicate the base number of FP17s or Patient Questionnaire responses are less than 100. N/A is shown where the base number of responses is less than 10 during the period. % is calculated as Quantity/Base number*100

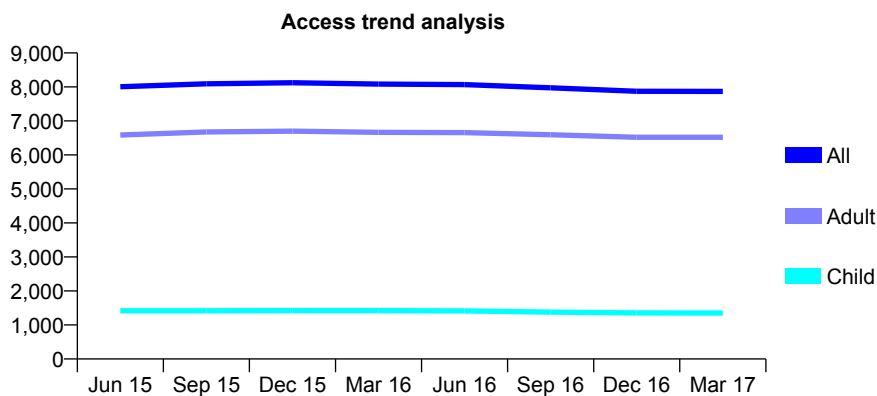
7A5 - Vital Signs At a Glance Contract Report for 106887/0001 - Year end March 2017

Name or company name	Morgan Street Dental Practice
Contract type name	GDS Contract
Purpose of contract	General
Contract start date	01/04/2010
Contract end date	

16/17 Contracted general activity (UDA)	25,816
Carry forward general activity (UDA)	17
16/17 Contracted orthodontic activity (UOA)	0
Carry forward orthodontic activity (UOA)	0
Baseline contract value	£614,561.16

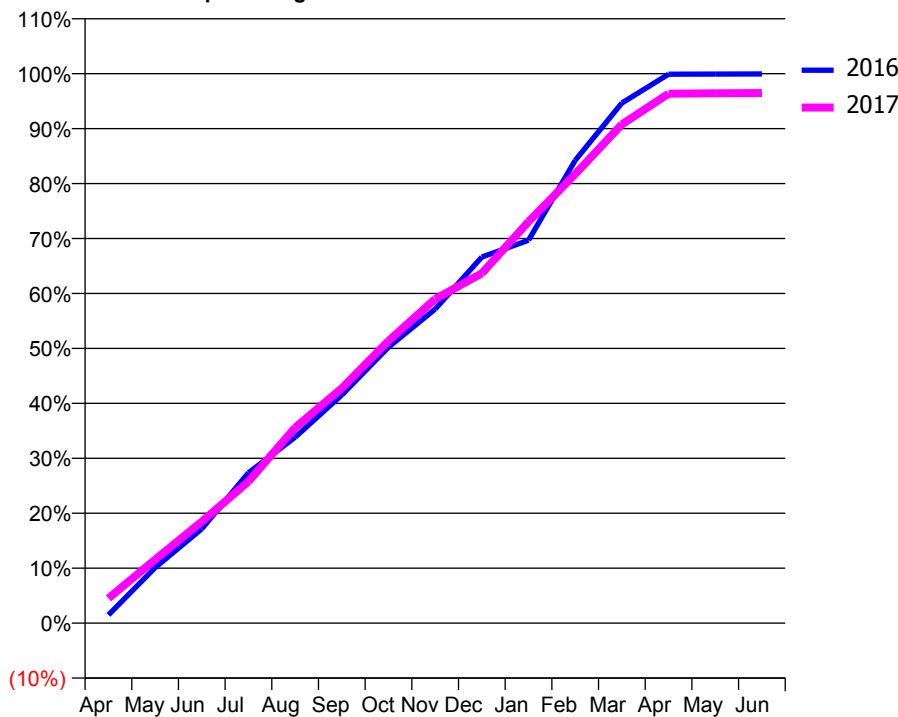
ACCESS*

Patients seen in 24 months	Total	Change since previous quarter
Quarter ending March 2016	8,083	
Quarter ending June 2016	8,067	→
Quarter ending September 2016	7,973	↓
Quarter ending December 2016	7,874	↓
Quarter ending March 2017	7,869	→
Variance since March 2016	(2.6%)	↓



ACTIVITY

Cumulative percentage of contracted UDA delivered 2016 & 2017



Month	Adjusted Scheduled Activity (UDA)	
	2016	2017
April	383	1,170
May	2,608	2,988
June	4,430	4,772
July	7,063	6,655
August	8,733	9,189
September	10,720	11,034
October	12,962	13,259
November	14,760	15,227
December	17,201	16,436
January	17,992	18,858
February	21,740	21,098
March	24,437	23,435
April	25,789	24,875
May	25,797	24,894
June	25,799	24,906

QUALITY

	Quantity	Base Number	Contract	LHB	Wales
% of FP17s for the same patient ID Re-attending within 3 months - Children	227	2,177	10.4%	7.2%	11.3%
% of FP17s for the same patient ID Re-attending within 3 months - Adults	1,938	10,847	17.9%	14.1%	16.7%
% of FP17s for the same patient ID Re-attending between 3 & 9 months - Children	1,345	2,177	61.8%	53.8%	58.0%
% of FP17s for the same patient ID Re-attending between 3 & 9 months - Adults	6,461	10,847	59.6%	51.1%	53.7%
% of FP17s for Band 1 Urgent Courses	1,210	13,129	9.2%	8.9%	8.9%
% of FP17s Relating to Free Repair or Replacements	57	13,129	0.4%	0.6%	0.7%
% of FP17s Relating to Continuations	47	13,129	0.4%	0.7%	0.9%
% of Patients satisfied with the dentistry they have received	58	61	95.1%	94.1%	93.9%
% of Patients satisfied with the time they had to wait for an appointment	55	61	90.2%	91.8%	88.4%

* This is based on patients treated on this contract for their most recent course of treatment. Figures in italics indicate the base number of FP17s or Patient Questionnaire responses are less than 100. N/A is shown where the base number of responses is less than 10 during the period. % is calculated as Quantity/Base number*100

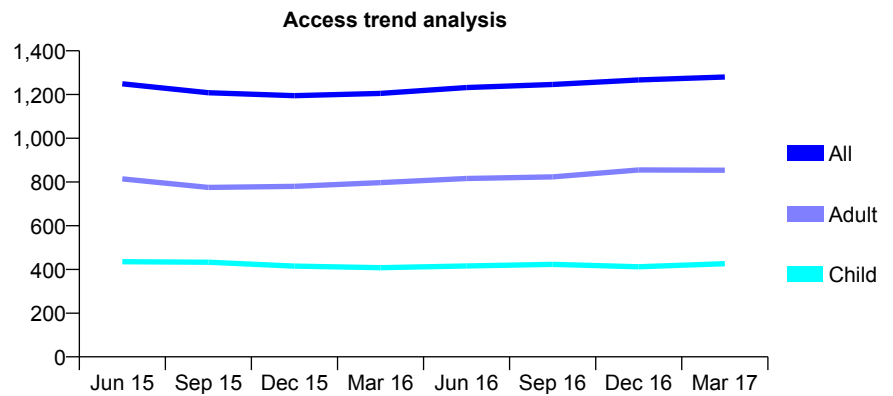
7A5 - Vital Signs At a Glance Contract Report for 108146/0001 - Year end March 2017

Name or company name	Colden Larch Ltd
Contract type name	GDS Contract
Purpose of contract	General
Contract start date	01/10/2009
Contract end date	

16/17 Contracted general activity (UDA)	3,710
Carry forward general activity (UDA)	6
16/17 Contracted orthodontic activity (UOA)	0
Carry forward orthodontic activity (UOA)	0
Baseline contract value	£52,786.82

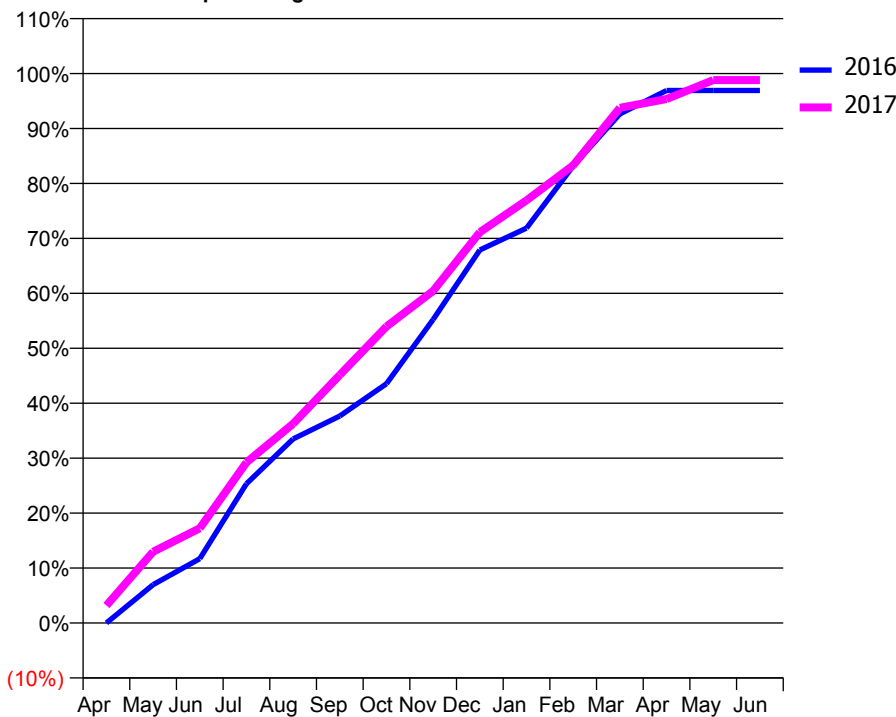
ACCESS*

Patients seen in 24 months	Total	Change since previous quarter
Quarter ending March 2016	1,205	
Quarter ending June 2016	1,232	↑
Quarter ending September 2016	1,246	→
Quarter ending December 2016	1,267	→
Quarter ending March 2017	1,280	→
Variance since March 2016	6.2%	↑



ACTIVITY

Cumulative percentage of contracted UDA delivered 2016 & 2017



Month	Adjusted Scheduled Activity (UDA)	
	2016	2017
April	0	118
May	259	481
June	434	640
July	940	1,085
August	1,243	1,345
September	1,398	1,675
October	1,615	2,002
November	2,049	2,243
December	2,519	2,638
January	2,666	2,854
February	3,086	3,090
March	3,437	3,478
April	3,596	3,537
May	3,596	3,665
June	3,596	3,665

QUALITY

	Quantity	Base Number	Contract	LHB	Wales
% of FP17s for the same patient ID Re-attending within 3 months - Children	53	579	9.2%	7.2%	11.3%
% of FP17s for the same patient ID Re-attending within 3 months - Adults	119	820	14.5%	14.1%	16.7%
% of FP17s for the same patient ID Re-attending between 3 & 9 months - Children	218	579	37.7%	53.8%	58.0%
% of FP17s for the same patient ID Re-attending between 3 & 9 months - Adults	245	820	29.9%	51.1%	53.7%
% of FP17s for Band 1 Urgent Courses	117	1,382	8.5%	8.9%	8.9%
% of FP17s Relating to Free Repair or Replacements	3	1,382	0.2%	0.6%	0.7%
% of FP17s Relating to Continuations	5	1,382	0.4%	0.7%	0.9%
% of Patients satisfied with the dentistry they have received	6	6	N/A	94.1%	93.9%
% of Patients satisfied with the time they had to wait for an appointment	6	6	N/A	91.8%	88.4%

* This is based on patients treated on this contract for their most recent course of treatment. Figures in italics indicate the base number of FP17s or Patient Questionnaire responses are less than 100. N/A is shown where the base number of responses is less than 10 during the period. % is calculated as Quantity/Base number*100

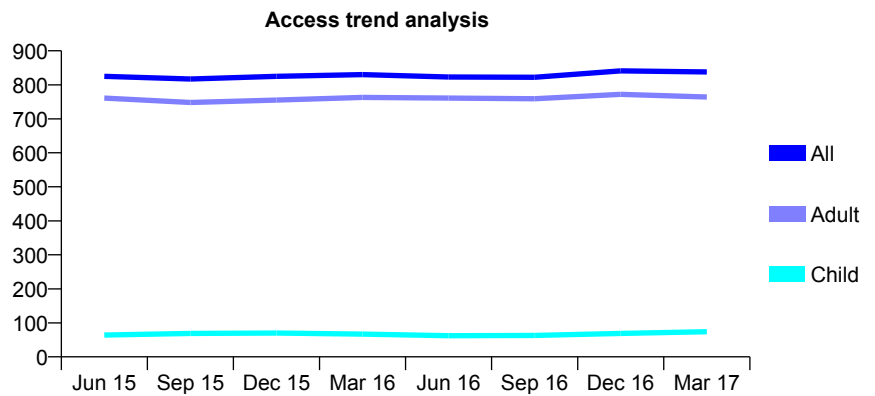
7A5 - Vital Signs At a Glance Contract Report for 108200/0004 - Year end March 2017

Name or company name	Cardiff & Vale University Health Board
Contract type name	PDS Contract
Purpose of contract	General
Contract start date	01/04/2006
Contract end date	31/03/2018

16/17 Contracted general activity (UDA)	2,209
Carry forward general activity (UDA)	135
16/17 Contracted orthodontic activity (UOA)	0
Carry forward orthodontic activity (UOA)	0
Baseline contract value	£60,232.05

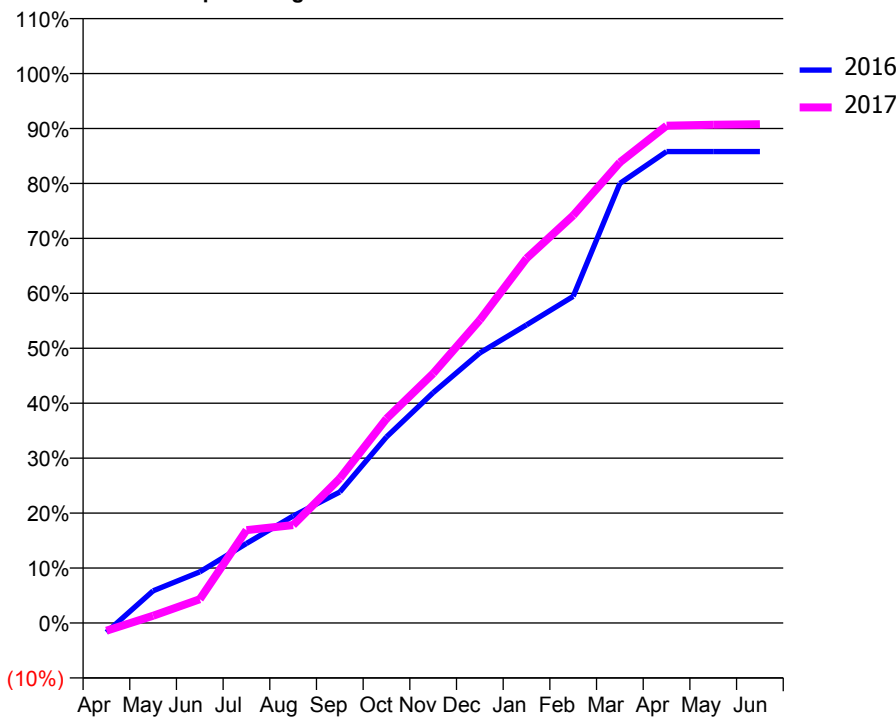
ACCESS*

Patients seen in 24 months	Total	Change since previous quarter
Quarter ending March 2016	830	
Quarter ending June 2016	823	→
Quarter ending September 2016	822	→
Quarter ending December 2016	841	↑
Quarter ending March 2017	838	→
Variance since March 2016	1.0%	→



ACTIVITY

Cumulative percentage of contracted UDA delivered 2016 & 2017



Month	Adjusted Scheduled Activity (UDA)	
	2016	2017
April	-38	-32
May	130	29
June	205	96
July	320	373
August	430	394
September	527	582
October	748	821
November	926	1,003
December	1,086	1,218
January	1,199	1,466
February	1,313	1,638
March	1,767	1,852
April	1,895	1,999
May	1,895	2,003
June	1,895	2,005

QUALITY

	Quantity	Base Number	Contract	LHB	Wales
% of FP17s for the same patient ID Re-attending within 3 months - Children	4	101	4.0%	7.2%	11.3%
% of FP17s for the same patient ID Re-attending within 3 months - Adults	170	1,026	16.6%	14.1%	16.7%
% of FP17s for the same patient ID Re-attending between 3 & 9 months - Children	54	101	53.5%	53.8%	58.0%
% of FP17s for the same patient ID Re-attending between 3 & 9 months - Adults	417	1,026	40.6%	51.1%	53.7%
% of FP17s for Band 1 Urgent Courses	191	1,114	17.1%	8.9%	8.9%
% of FP17s Relating to Free Repair or Replacements	4	1,114	0.4%	0.6%	0.7%
% of FP17s Relating to Continuations	8	1,114	0.7%	0.7%	0.9%
% of Patients satisfied with the dentistry they have received	6	6	N/A	94.1%	93.9%
% of Patients satisfied with the time they had to wait for an appointment	6	6	N/A	91.8%	88.4%

* This is based on patients treated on this contract for their most recent course of treatment. Figures in italics indicate the base number of FP17s or Patient Questionnaire responses are less than 100. N/A is shown where the base number of responses is less than 10 during the period. % is calculated as Quantity/Base number*100

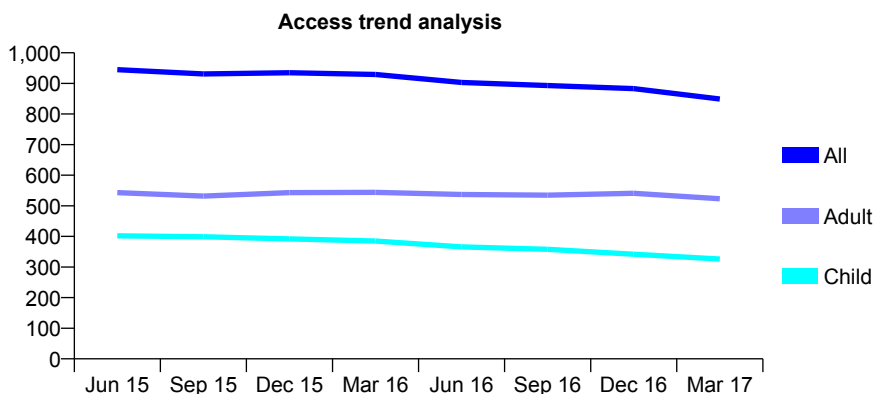
7A5 - Vital Signs At a Glance Contract Report for 108200/0006 - Year end March 2017

Name or company name	Cardiff & Vale University Health Board
Contract type name	PDS Contract
Purpose of contract	General
Contract start date	01/04/2006
Contract end date	31/03/2018

16/17 Contracted general activity (UDA)	2,208
Carry forward general activity (UDA)	0
16/17 Contracted orthodontic activity (UOA)	0
Carry forward orthodontic activity (UOA)	0
Baseline contract value	£60,232.04

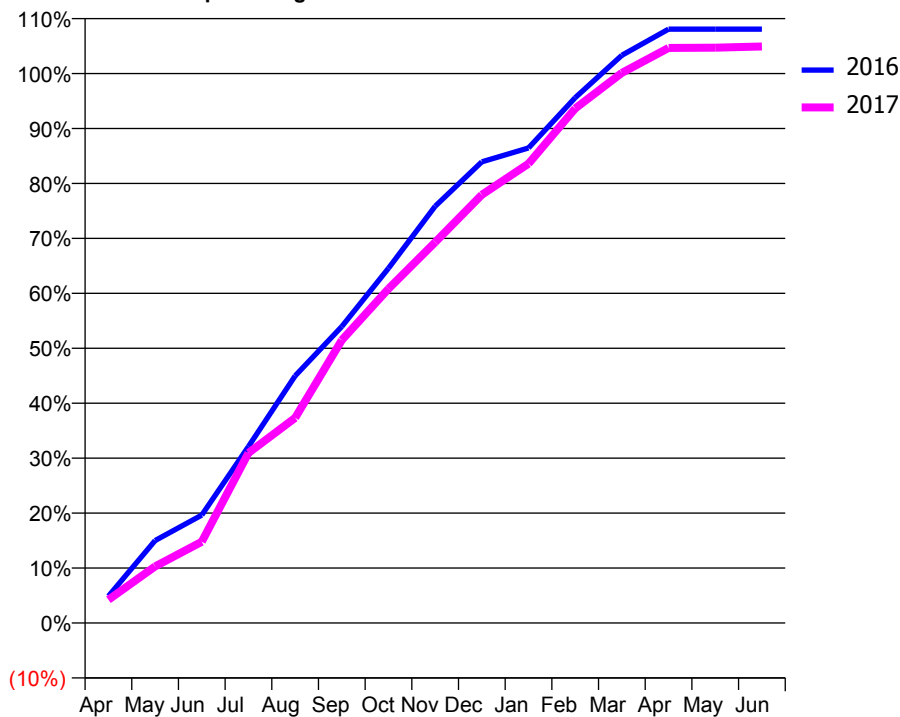
ACCESS*

Patients seen in 24 months	Total	Change since previous quarter
Quarter ending March 2016	929	
Quarter ending June 2016	903	↓
Quarter ending September 2016	893	↓
Quarter ending December 2016	883	↓
Quarter ending March 2017	849	↓
Variance since March 2016	(8.6%)	↓



ACTIVITY

Cumulative percentage of contracted UDA delivered 2016 & 2017



Adjusted Scheduled Activity (UDA)

Month	2016	2017
April	108	94
May	332	228
June	434	326
July	709	684
August	993	824
September	1,191	1,137
October	1,425	1,343
November	1,675	1,530
December	1,853	1,721
January	1,909	1,845
February	2,111	2,068
March	2,281	2,210
April	2,386	2,311
May	2,386	2,312
June	2,386	2,317

QUALITY

	Quantity	Base Number	Contract	LHB	Wales
% of FP17s for the same patient ID Re-attending within 3 months - Children	17	410	4.1%	7.2%	11.3%
% of FP17s for the same patient ID Re-attending within 3 months - Adults	75	747	10.0%	14.1%	16.7%
% of FP17s for the same patient ID Re-attending between 3 & 9 months - Children	235	410	57.3%	53.8%	58.0%
% of FP17s for the same patient ID Re-attending between 3 & 9 months - Adults	416	747	55.7%	51.1%	53.7%
% of FP17s for Band 1 Urgent Courses	74	1,165	6.4%	8.9%	8.9%
% of FP17s Relating to Free Repair or Replacements	5	1,165	0.4%	0.6%	0.7%
% of FP17s Relating to Continuations	4	1,165	0.3%	0.7%	0.9%
% of Patients satisfied with the dentistry they have received	10	10	100.0%	94.1%	93.9%
% of Patients satisfied with the time they had to wait for an appointment	10	10	100.0%	91.8%	88.4%

* This is based on patients treated on this contract for their most recent course of treatment. Figures in italics indicate the base number of FP17s or Patient Questionnaire responses are less than 100. N/A is shown where the base number of responses is less than 10 during the period. % is calculated as Quantity/Base number*100

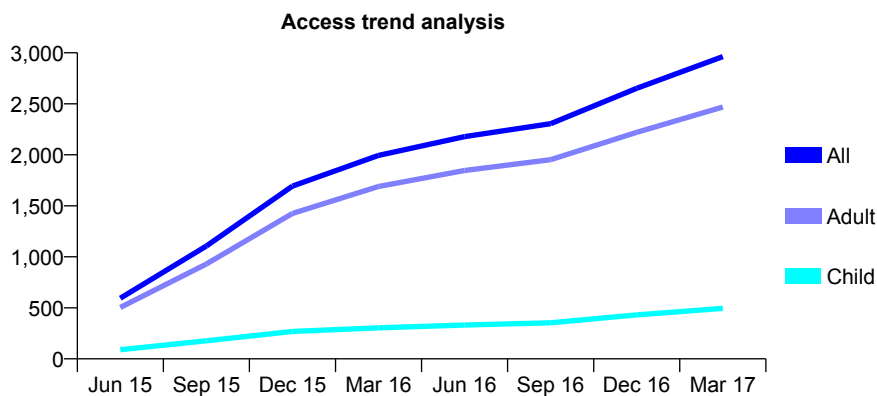
7A5 - Vital Signs At a Glance Contract Report for 116300/0008 - Year end March 2017

Name or company name	Whitecross Dental Care Ltd
Contract type name	GDS Contract
Purpose of contract	General
Contract start date	01/04/2015
Contract end date	

16/17 Contracted general activity (UDA)	12,228
Carry forward general activity (UDA)	0
16/17 Contracted orthodontic activity (UOA)	0
Carry forward orthodontic activity (UOA)	0
Baseline contract value	£330,412.31

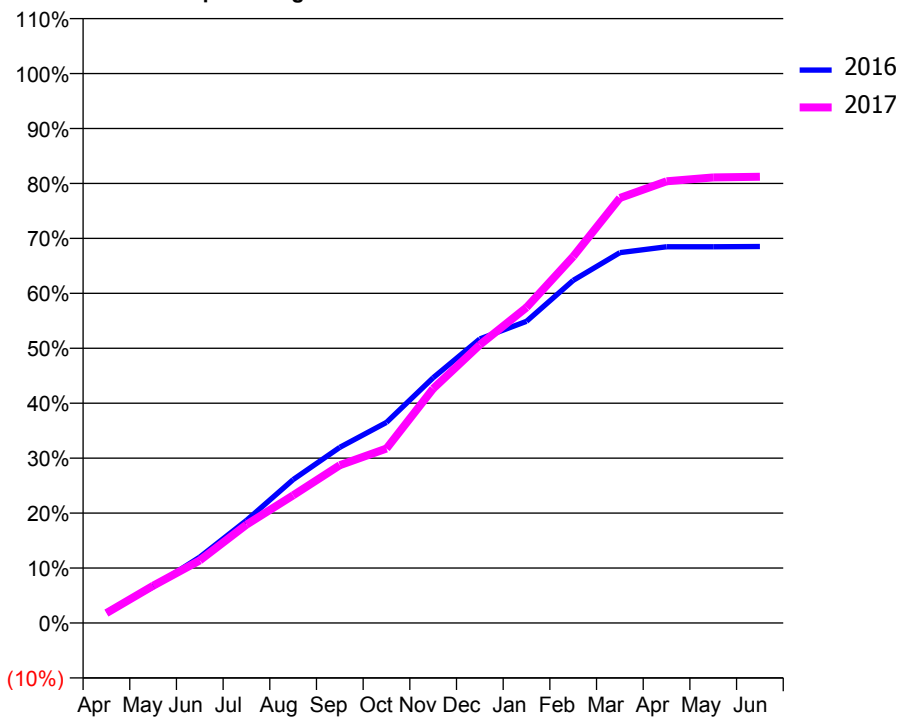
ACCESS*

Patients seen in 24 months	Total	Change since previous quarter
Quarter ending March 2016	1,994	
Quarter ending June 2016	2,178	↑
Quarter ending September 2016	2,305	↑
Quarter ending December 2016	2,651	↑
Quarter ending March 2017	2,963	↑
Variance since March 2016	48.6%	↑



ACTIVITY

Cumulative percentage of contracted UDA delivered 2016 & 2017



Month	Adjusted Scheduled Activity (UDA)	
	2016	2017
April	243	220
May	805	830
June	1,468	1,392
July	2,282	2,188
August	3,191	2,842
September	3,910	3,511
October	4,464	3,883
November	5,459	5,216
December	6,321	6,191
January	6,714	7,024
February	7,626	8,155
March	8,241	9,458
April	8,372	9,830
May	8,372	9,916
June	8,377	9,930

QUALITY

	Quantity	Base Number	Contract	LHB	Wales
% of FP17s for the same patient ID Re-attending within 3 months - Children	43	748	5.7%	7.2%	11.3%
% of FP17s for the same patient ID Re-attending within 3 months - Adults	471	3,801	12.4%	14.1%	16.7%
% of FP17s for the same patient ID Re-attending between 3 & 9 months - Children	357	748	47.7%	53.8%	58.0%
% of FP17s for the same patient ID Re-attending between 3 & 9 months - Adults	1,892	3,801	49.8%	51.1%	53.7%
% of FP17s for Band 1 Urgent Courses	367	4,629	7.9%	8.9%	8.9%
% of FP17s Relating to Free Repair or Replacements	12	4,629	0.3%	0.6%	0.7%
% of FP17s Relating to Continuations	31	4,629	0.7%	0.7%	0.9%
% of Patients satisfied with the dentistry they have received	21	24	87.5%	94.1%	93.9%
% of Patients satisfied with the time they had to wait for an appointment	17	24	70.8%	91.8%	88.4%

* This is based on patients treated on this contract for their most recent course of treatment. Figures in italics indicate the base number of FP17s or Patient Questionnaire responses are less than 100. N/A is shown where the base number of responses is less than 10 during the period. % is calculated as Quantity/Base number*100

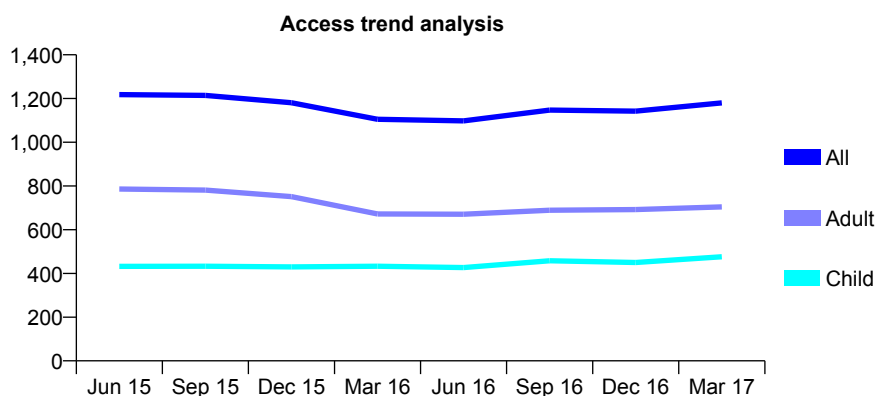
7A5 - Vital Signs At a Glance Contract Report for 119121/0001 - Year end March 2017

Name or company name	Jamie Pugh Dental Healthcare Ltd
Contract type name	GDS Contract
Purpose of contract	General
Contract start date	20/04/2009
Contract end date	

16/17 Contracted general activity (UDA)	3,573
Carry forward general activity (UDA)	-12
16/17 Contracted orthodontic activity (UOA)	0
Carry forward orthodontic activity (UOA)	0
Baseline contract value	£115,231.64

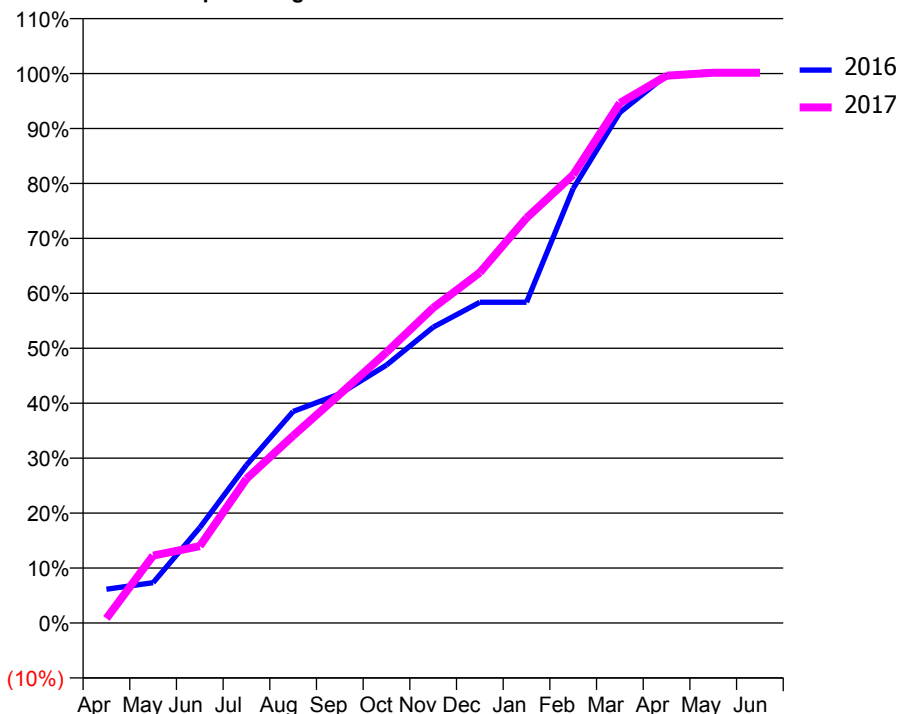
ACCESS*

Patients seen in 24 months	Total	Change since previous quarter
Quarter ending March 2016	1,105	
Quarter ending June 2016	1,098	→
Quarter ending September 2016	1,147	↑
Quarter ending December 2016	1,142	→
Quarter ending March 2017	1,180	↑
Variance since March 2016	6.8%	↑



ACTIVITY

Cumulative percentage of contracted UDA delivered 2016 & 2017



Month	Adjusted Scheduled Activity (UDA)	
	2016	2017
April	220	30
May	263	438
June	620	500
July	1,027	937
August	1,376	1,218
September	1,490	1,487
October	1,677	1,760
November	1,924	2,050
December	2,086	2,279
January	2,086	2,634
February	2,826	2,915
March	3,320	3,381
April	3,563	3,559
May	3,585	3,578
June	3,585	3,578

QUALITY

	Quantity	Base Number	Contract	LHB	Wales
% of FP17s for the same patient ID Re-attending within 3 months - Children	64	734	8.7%	7.2%	11.3%
% of FP17s for the same patient ID Re-attending within 3 months - Adults	128	969	13.2%	14.1%	16.7%
% of FP17s for the same patient ID Re-attending between 3 & 9 months - Children	413	734	56.3%	53.8%	58.0%
% of FP17s for the same patient ID Re-attending between 3 & 9 months - Adults	529	969	54.6%	51.1%	53.7%
% of FP17s for Band 1 Urgent Courses	136	1,695	8.0%	8.9%	8.9%
% of FP17s Relating to Free Repair or Replacements	11	1,695	0.6%	0.6%	0.7%
% of FP17s Relating to Continuations	10	1,695	0.6%	0.7%	0.9%
% of Patients satisfied with the dentistry they have received	7	7	N/A	94.1%	93.9%
% of Patients satisfied with the time they had to wait for an appointment	6	7	N/A	91.8%	88.4%

* This is based on patients treated on this contract for their most recent course of treatment. Figures in italics indicate the base number of FP17s or Patient Questionnaire responses are less than 100. N/A is shown where the base number of responses is less than 10 during the period. % is calculated as Quantity/Base number*100

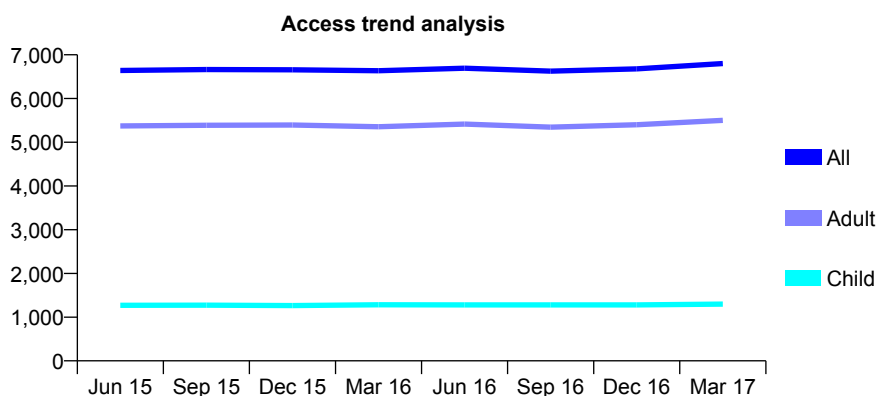
7A5 - Vital Signs At a Glance Contract Report for 121878/0001 - Year end March 2017

Name or company name	Courtland Dental Centre Ltd
Contract type name	GDS Contract
Purpose of contract	General
Contract start date	01/04/2012
Contract end date	

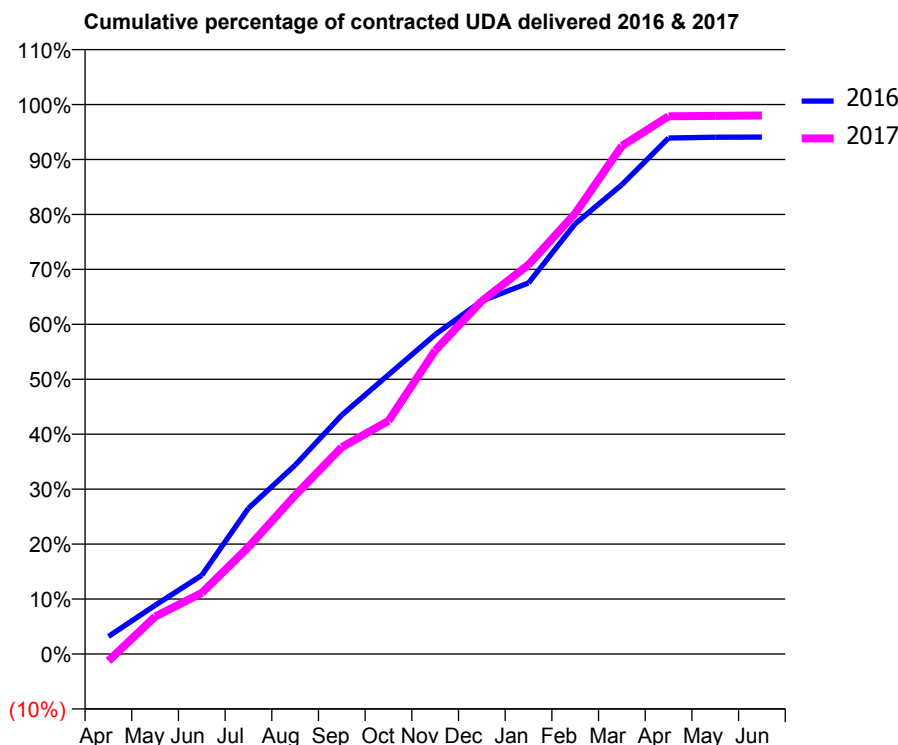
16/17 Contracted general activity (UDA)	22,192
Carry forward general activity (UDA)	1,123
16/17 Contracted orthodontic activity (UOA)	0
Carry forward orthodontic activity (UOA)	0
Baseline contract value	£647,772.89

ACCESS*

Patients seen in 24 months	Total	Change since previous quarter
Quarter ending March 2016	6,636	
Quarter ending June 2016	6,693	→
Quarter ending September 2016	6,626	↓
Quarter ending December 2016	6,679	→
Quarter ending March 2017	6,799	→
Variance since March 2016	2.5%	↑



ACTIVITY



Month	Adjusted Scheduled Activity (UDA)	
	2016	2017
April	740	-282
May	2,055	1,510
June	3,324	2,467
July	6,152	4,321
August	7,973	6,410
September	10,089	8,357
October	11,786	9,414
November	13,485	12,262
December	14,903	14,260
January	15,661	15,724
February	18,158	17,794
March	19,805	20,520
April	21,775	21,718
May	21,809	21,734
June	21,819	21,750

QUALITY

	Quantity	Base Number	Contract	LHB	Wales
% of FP17s for the same patient ID Re-attending within 3 months - Children	146	1,882	7.8%	7.2%	11.3%
% of FP17s for the same patient ID Re-attending within 3 months - Adults	1,422	8,704	16.3%	14.1%	16.7%
% of FP17s for the same patient ID Re-attending between 3 & 9 months - Children	906	1,882	48.1%	53.8%	58.0%
% of FP17s for the same patient ID Re-attending between 3 & 9 months - Adults	4,398	8,704	50.5%	51.1%	53.7%
% of FP17s for Band 1 Urgent Courses	993	10,200	9.7%	8.9%	8.9%
% of FP17s Relating to Free Repair or Replacements	59	10,200	0.6%	0.6%	0.7%
% of FP17s Relating to Continuations	100	10,200	1.0%	0.7%	0.9%
% of Patients satisfied with the dentistry they have received	42	43	97.7%	94.1%	93.9%
% of Patients satisfied with the time they had to wait for an appointment	38	43	88.4%	91.8%	88.4%

* This is based on patients treated on this contract for their most recent course of treatment. Figures in italics indicate the base number of FP17s or Patient Questionnaire responses are less than 100. N/A is shown where the base number of responses is less than 10 during the period. % is calculated as Quantity/Base number*100

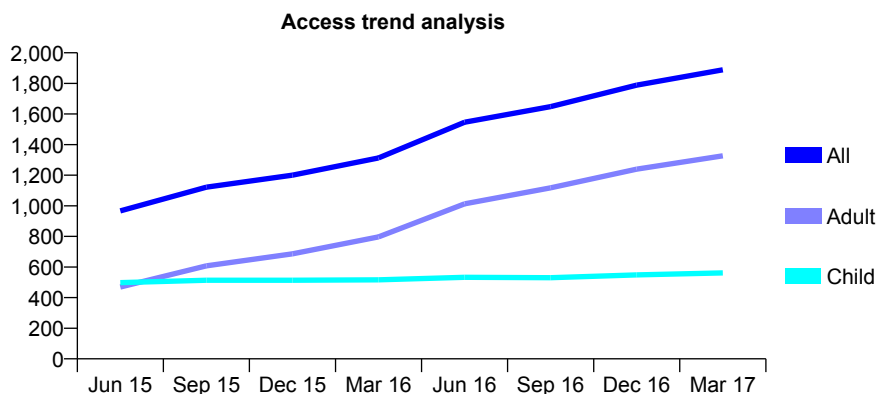
7A5 - Vital Signs At a Glance Contract Report for 132349/0001 - Year end March 2017

Name or company name	Cenniniago Ltd
Contract type name	GDS Contract
Purpose of contract	General
Contract start date	01/08/2013
Contract end date	

16/17 Contracted general activity (UDA)	5,550
Carry forward general activity (UDA)	0
16/17 Contracted orthodontic activity (UOA)	0
Carry forward orthodontic activity (UOA)	0
Baseline contract value	£131,181.97

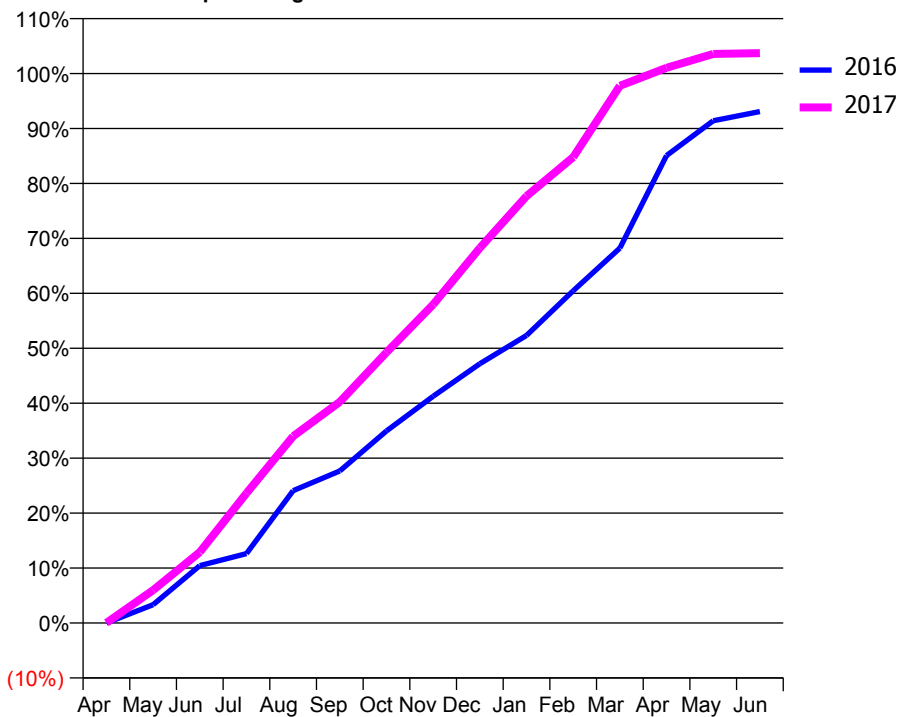
ACCESS*

Patients seen in 24 months	Total	Change since previous quarter
Quarter ending March 2016	1,313	
Quarter ending June 2016	1,546	↑
Quarter ending September 2016	1,648	↑
Quarter ending December 2016	1,789	↑
Quarter ending March 2017	1,889	↑
Variance since March 2016	43.9%	↑



ACTIVITY

Cumulative percentage of contracted UDA delivered 2016 & 2017



Adjusted Scheduled Activity (UDA)

Month	2016	2017
April	0	2
May	135	332
June	423	716
July	511	1,311
August	975	1,886
September	1,121	2,234
October	1,416	2,733
November	1,671	3,217
December	1,911	3,788
January	2,119	4,312
February	2,449	4,705
March	2,763	5,426
April	3,445	5,607
May	3,702	5,747
June	3,770	5,756

QUALITY

	Quantity	Base Number	Contract	LHB	Wales
% of FP17s for the same patient ID Re-attending within 3 months - Children	34	693	4.9%	7.2%	11.3%
% of FP17s for the same patient ID Re-attending within 3 months - Adults	187	1,548	12.1%	14.1%	16.7%
% of FP17s for the same patient ID Re-attending between 3 & 9 months - Children	176	693	25.4%	53.8%	58.0%
% of FP17s for the same patient ID Re-attending between 3 & 9 months - Adults	352	1,548	22.7%	51.1%	53.7%
% of FP17s for Band 1 Urgent Courses	115	2,031	5.7%	8.9%	8.9%
% of FP17s Relating to Free Repair or Replacements	11	2,031	0.5%	0.6%	0.7%
% of FP17s Relating to Continuations	5	2,031	0.2%	0.7%	0.9%
% of Patients satisfied with the dentistry they have received	19	21	90.5%	94.1%	93.9%
% of Patients satisfied with the time they had to wait for an appointment	20	21	95.2%	91.8%	88.4%

* This is based on patients treated on this contract for their most recent course of treatment. Figures in italics indicate the base number of FP17s or Patient Questionnaire responses are less than 100. N/A is shown where the base number of responses is less than 10 during the period. % is calculated as Quantity/Base number*100

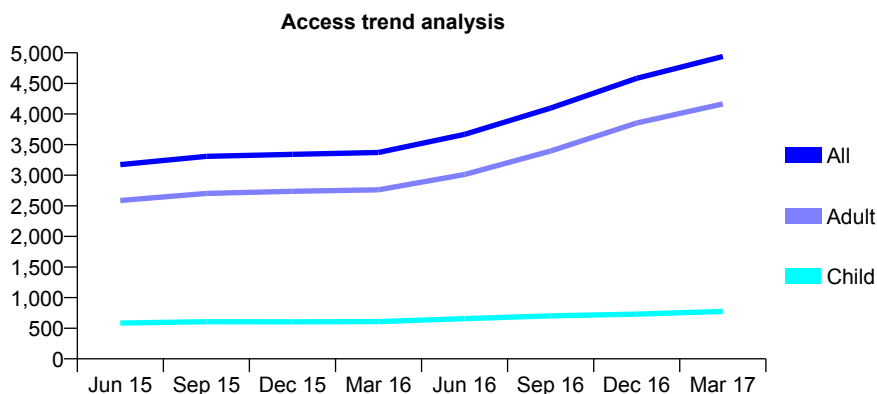
7A5 - Vital Signs At a Glance Contract Report for 134112/0001 - Year end March 2017

Name or company name	R D Davies Ltd
Contract type name	GDS Contract
Purpose of contract	General
Contract start date	01/04/2009
Contract end date	

16/17 Contracted general activity (UDA)	21,179
Carry forward general activity (UDA)	0
16/17 Contracted orthodontic activity (UOA)	0
Carry forward orthodontic activity (UOA)	0
Baseline contract value	£528,514.33

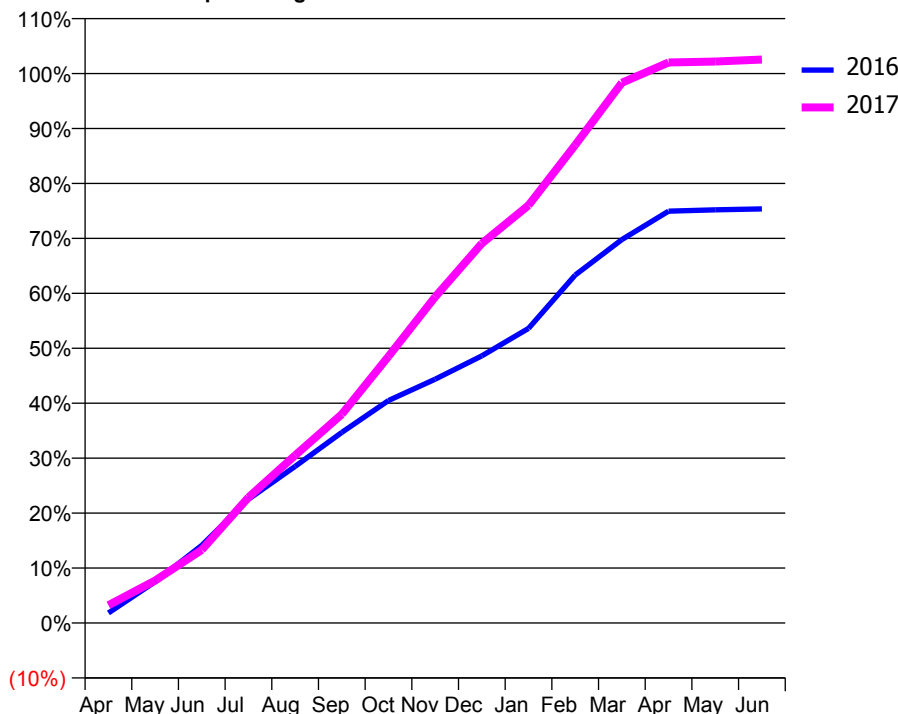
ACCESS*

Patients seen in 24 months	Total	Change since previous quarter
Quarter ending March 2016	3,372	
Quarter ending June 2016	3,667	↑
Quarter ending September 2016	4,097	↑
Quarter ending December 2016	4,583	↑
Quarter ending March 2017	4,939	↑
Variance since March 2016	46.5%	↑



ACTIVITY

Cumulative percentage of contracted UDA delivered 2016 & 2017



Month	Adjusted Scheduled Activity (UDA)	
	2016	2017
April	319	687
May	1,303	1,635
June	2,450	2,820
July	3,907	4,846
August	4,941	6,462
September	6,015	8,045
October	7,021	10,275
November	7,695	12,567
December	8,432	14,631
January	9,299	16,102
February	10,983	18,425
March	12,102	20,823
April	12,997	21,602
May	13,041	21,639
June	13,069	21,719

QUALITY

	Quantity	Base Number	Contract	LHB	Wales
% of FP17s for the same patient ID Re-attending within 3 months - Children	118	1,229	9.6%	7.2%	11.3%
% of FP17s for the same patient ID Re-attending within 3 months - Adults	1,142	6,657	17.2%	14.1%	16.7%
% of FP17s for the same patient ID Re-attending between 3 & 9 months - Children	603	1,229	49.1%	53.8%	58.0%
% of FP17s for the same patient ID Re-attending between 3 & 9 months - Adults	2,644	6,657	39.7%	51.1%	53.7%
% of FP17s for Band 1 Urgent Courses	659	7,866	8.4%	8.9%	8.9%
% of FP17s Relating to Free Repair or Replacements	40	7,866	0.5%	0.6%	0.7%
% of FP17s Relating to Continuations	75	7,866	1.0%	0.7%	0.9%
% of Patients satisfied with the dentistry they have received	39	41	95.1%	94.1%	93.9%
% of Patients satisfied with the time they had to wait for an appointment	40	41	97.6%	91.8%	88.4%

* This is based on patients treated on this contract for their most recent course of treatment. Figures in italics indicate the base number of FP17s or Patient Questionnaire responses are less than 100. N/A is shown where the base number of responses is less than 10 during the period. % is calculated as Quantity/Base number*100

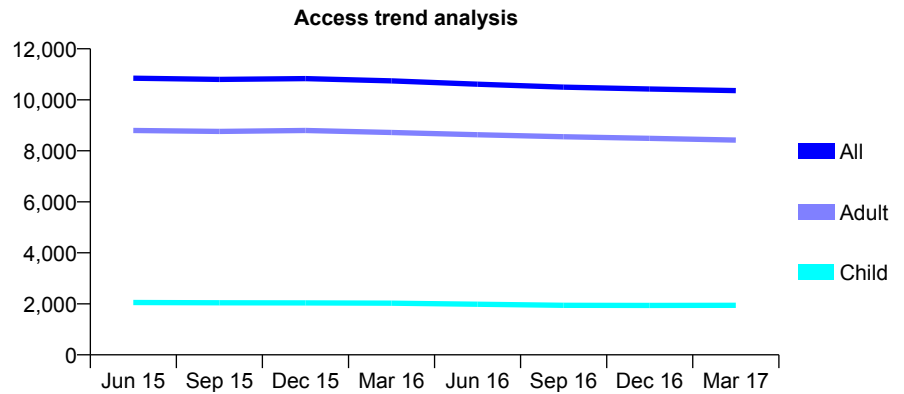
7A5 - Vital Signs At a Glance Contract Report for 142638/0003 - Year end March 2017

Name or company name	The Goodwin Partnership Limited
Contract type name	GDS Contract
Purpose of contract	General
Contract start date	01/04/2009
Contract end date	

16/17 Contracted general activity (UDA)	31,894
Carry forward general activity (UDA)	0
16/17 Contracted orthodontic activity (UOA)	0
Carry forward orthodontic activity (UOA)	0
Baseline contract value	£762,368.39

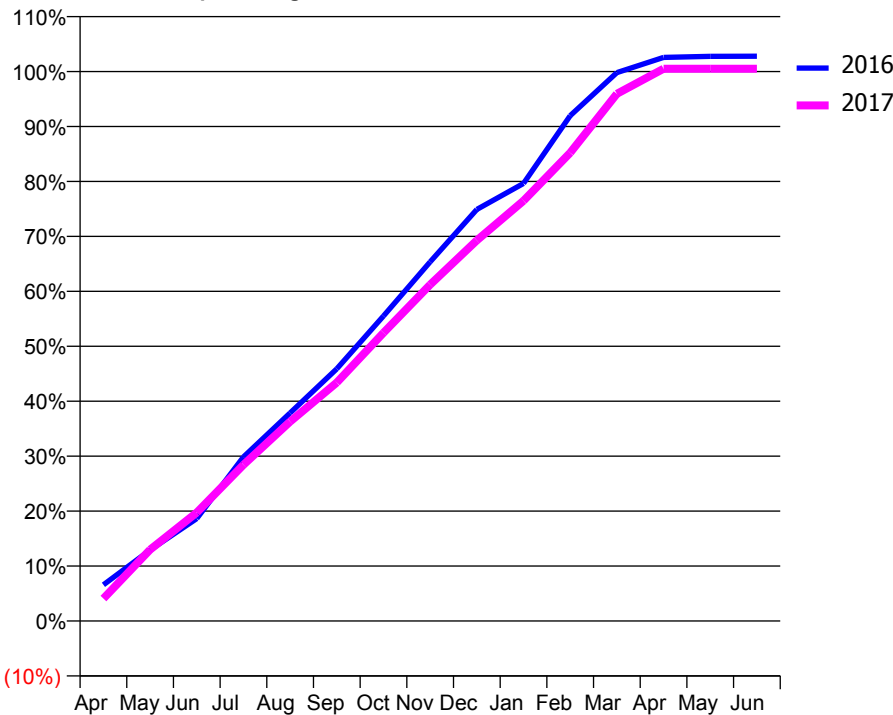
ACCESS*

Patients seen in 24 months	Total	Change since previous quarter
Quarter ending March 2016	10,741	
Quarter ending June 2016	10,614	↓
Quarter ending September 2016	10,497	↓
Quarter ending December 2016	10,422	→
Quarter ending March 2017	10,360	→
Variance since March 2016	(3.5%)	↓



ACTIVITY

Cumulative percentage of contracted UDA delivered 2016 & 2017



Month	2016	2017
April	2,099	1,301
May	4,120	4,146
June	5,951	6,299
July	9,527	9,066
August	12,074	11,572
September	14,643	13,845
October	17,708	16,732
November	20,845	19,526
December	23,890	22,092
January	25,399	24,389
February	29,332	27,176
March	31,833	30,601
April	32,715	32,051
May	32,775	32,056
June	32,781	32,052

QUALITY

	Quantity	Base Number	Contract	LHB	Wales
% of FP17s for the same patient ID Re-attending within 3 months - Children	198	2,684	7.4%	7.2%	11.3%
% of FP17s for the same patient ID Re-attending within 3 months - Adults	2,089	12,894	16.2%	14.1%	16.7%
% of FP17s for the same patient ID Re-attending between 3 & 9 months - Children	1,425	2,684	53.1%	53.8%	58.0%
% of FP17s for the same patient ID Re-attending between 3 & 9 months - Adults	7,035	12,894	54.6%	51.1%	53.7%
% of FP17s for Band 1 Urgent Courses	1,204	15,757	7.6%	8.9%	8.9%
% of FP17s Relating to Free Repair or Replacements	133	15,757	0.8%	0.6%	0.7%
% of FP17s Relating to Continuations	138	15,757	0.9%	0.7%	0.9%
% of Patients satisfied with the dentistry they have received	88	96	91.7%	94.1%	93.9%
% of Patients satisfied with the time they had to wait for an appointment	88	96	91.7%	91.8%	88.4%

* This is based on patients treated on this contract for their most recent course of treatment. Figures in italics indicate the base number of FP17s or Patient Questionnaire responses are less than 100. N/A is shown where the base number of responses is less than 10 during the period. % is calculated as Quantity/Base number*100

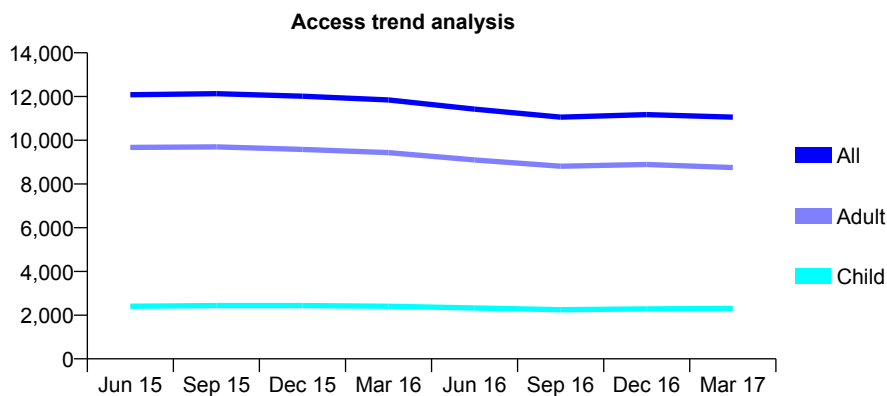
7A5 - Vital Signs At a Glance Contract Report for 158194/0018 - Year end March 2017

Name or company name	Denticare Ltd
Contract type name	GDS Contract
Purpose of contract	General
Contract start date	01/12/2007
Contract end date	

16/17 Contracted general activity (UDA)	41,900
Carry forward general activity (UDA)	0
16/17 Contracted orthodontic activity (UOA)	0
Carry forward orthodontic activity (UOA)	0
Baseline contract value	£1,000,739.36

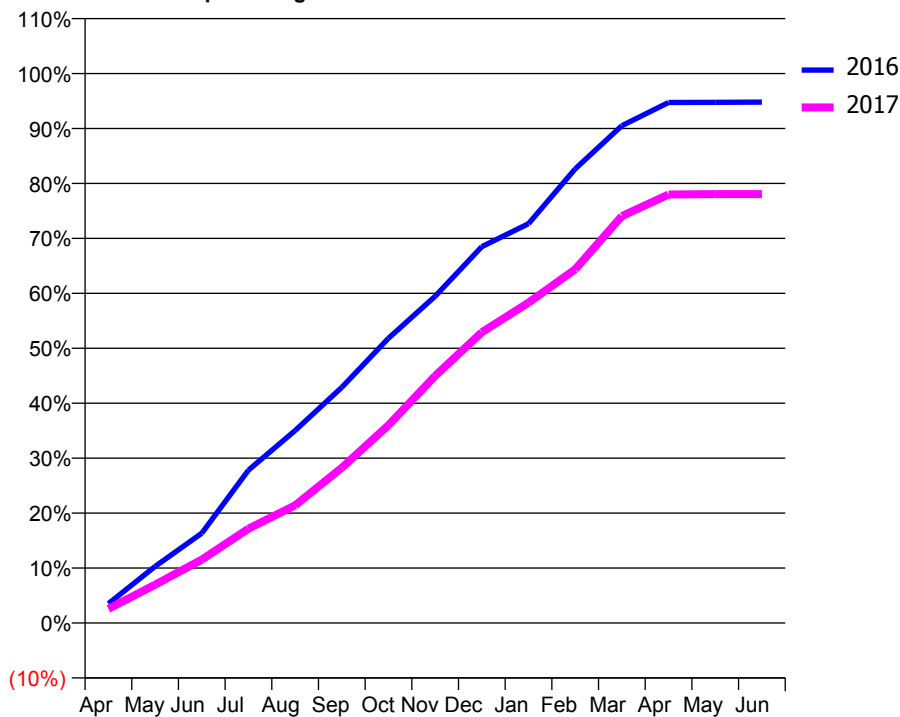
ACCESS*

Patients seen in 24 months	Total	Change since previous quarter
Quarter ending March 2016	11,845	
Quarter ending June 2016	11,423	↓
Quarter ending September 2016	11,056	↓
Quarter ending December 2016	11,174	→
Quarter ending March 2017	11,058	↓
Variance since March 2016	(6.6%)	↓



ACTIVITY

Cumulative percentage of contracted UDA delivered 2016 & 2017



Month	Adjusted Scheduled Activity (UDA)	
	2016	2017
April	1,479	1,082
May	4,312	2,928
June	6,850	4,835
July	11,655	7,193
August	14,678	8,973
September	17,975	11,843
October	21,713	15,080
November	24,919	18,846
December	28,700	22,171
January	30,446	24,429
February	34,625	26,973
March	37,925	31,031
April	39,693	32,677
May	39,698	32,703
June	39,719	32,707

QUALITY

	Quantity	Base Number	Contract	LHB	Wales
% of FP17s for the same patient ID Re-attending within 3 months - Children	187	3,131	6.0%	7.2%	11.3%
% of FP17s for the same patient ID Re-attending within 3 months - Adults	1,268	12,011	10.6%	14.1%	16.7%
% of FP17s for the same patient ID Re-attending between 3 & 9 months - Children	1,811	3,131	57.8%	53.8%	58.0%
% of FP17s for the same patient ID Re-attending between 3 & 9 months - Adults	7,011	12,011	58.4%	51.1%	53.7%
% of FP17s for Band 1 Urgent Courses	921	15,232	6.0%	8.9%	8.9%
% of FP17s Relating to Free Repair or Replacements	99	15,232	0.6%	0.6%	0.7%
% of FP17s Relating to Continuations	198	15,232	1.3%	0.7%	0.9%
% of Patients satisfied with the dentistry they have received	75	86	87.2%	94.1%	93.9%
% of Patients satisfied with the time they had to wait for an appointment	78	86	90.7%	91.8%	88.4%

* This is based on patients treated on this contract for their most recent course of treatment. Figures in italics indicate the base number of FP17s or Patient Questionnaire responses are less than 100. N/A is shown where the base number of responses is less than 10 during the period. % is calculated as Quantity/Base number*100

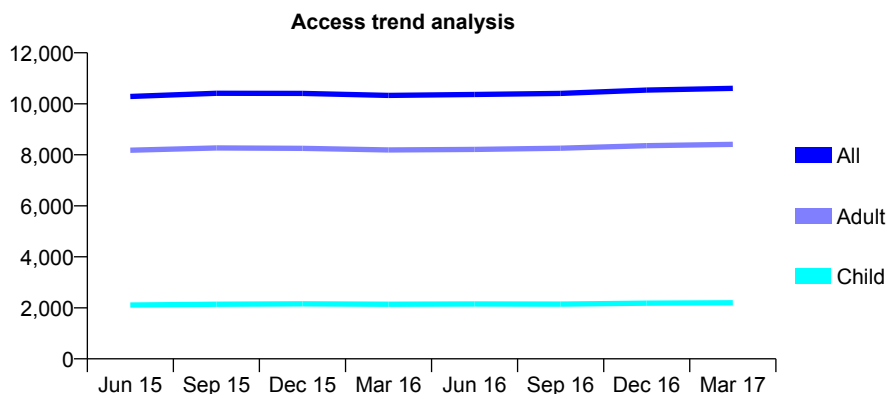
7A5 - Vital Signs At a Glance Contract Report for 178551/0001 - Year end March 2017

Name or company name	Bryant Dental Practice Limited
Contract type name	GDS Contract
Purpose of contract	General
Contract start date	01/04/2008
Contract end date	

16/17 Contracted general activity (UDA)	39,637
Carry forward general activity (UDA)	1,313
16/17 Contracted orthodontic activity (UOA)	0
Carry forward orthodontic activity (UOA)	0
Baseline contract value	£900,951.39

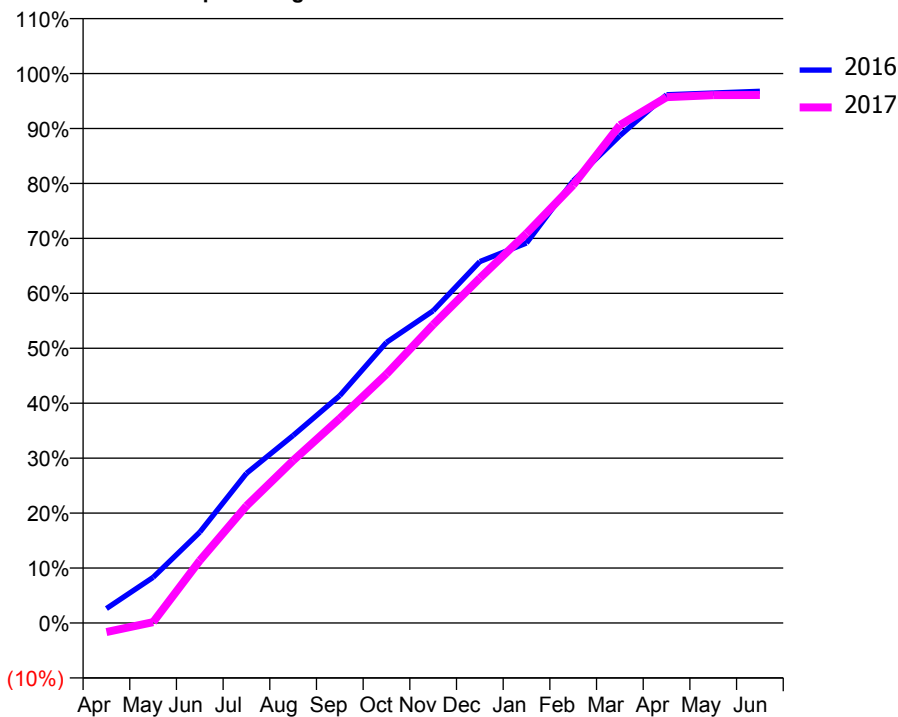
ACCESS*

Patients seen in 24 months	Total	Change since previous quarter
Quarter ending March 2016	10,331	
Quarter ending June 2016	10,365	→
Quarter ending September 2016	10,407	→
Quarter ending December 2016	10,540	→
Quarter ending March 2017	10,607	→
Variance since March 2016	2.7%	↑



ACTIVITY

Cumulative percentage of contracted UDA delivered 2016 & 2017



Month	Adjusted Scheduled Activity (UDA)	
	2016	2017
April	1,067	-660
May	3,372	61
June	6,709	4,508
July	11,044	8,450
August	13,839	11,718
September	16,787	14,760
October	20,710	17,952
November	23,044	21,523
December	26,680	24,882
January	28,049	28,096
February	32,631	31,590
March	35,970	35,915
April	38,991	37,936
May	39,120	38,077
June	39,246	38,081

QUALITY

	Quantity	Base Number	Contract	LHB	Wales
% of FP17s for the same patient ID Re-attending within 3 months - Children	275	2,947	9.3%	7.2%	11.3%
% of FP17s for the same patient ID Re-attending within 3 months - Adults	2,073	11,643	17.8%	14.1%	16.7%
% of FP17s for the same patient ID Re-attending between 3 & 9 months - Children	1,373	2,947	46.6%	53.8%	58.0%
% of FP17s for the same patient ID Re-attending between 3 & 9 months - Adults	5,314	11,643	45.6%	51.1%	53.7%
% of FP17s for Band 1 Urgent Courses	1,509	14,420	10.5%	8.9%	8.9%
% of FP17s Relating to Free Repair or Replacements	134	14,420	0.9%	0.6%	0.7%
% of FP17s Relating to Continuations	85	14,420	0.6%	0.7%	0.9%
% of Patients satisfied with the dentistry they have received	75	79	94.9%	94.1%	93.9%
% of Patients satisfied with the time they had to wait for an appointment	74	79	93.7%	91.8%	88.4%

* This is based on patients treated on this contract for their most recent course of treatment. Figures in italics indicate the base number of FP17s or Patient Questionnaire responses are less than 100. N/A is shown where the base number of responses is less than 10 during the period. % is calculated as Quantity/Base number*100

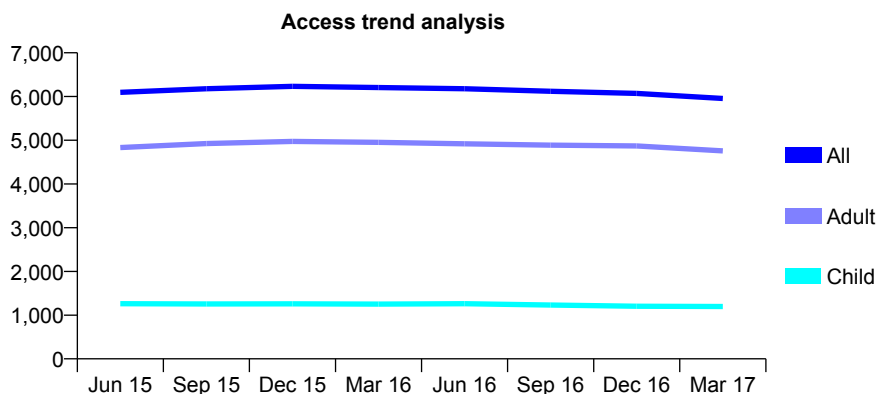
7A5 - Vital Signs At a Glance Contract Report for 178756/0001 - Year end March 2017

Name or company name	N Khan Awal and Associates Ltd
Contract type name	GDS Contract
Purpose of contract	General
Contract start date	01/01/2010
Contract end date	

16/17 Contracted general activity (UDA)	20,969
Carry forward general activity (UDA)	88
16/17 Contracted orthodontic activity (UOA)	0
Carry forward orthodontic activity (UOA)	0
Baseline contract value	£446,102.60

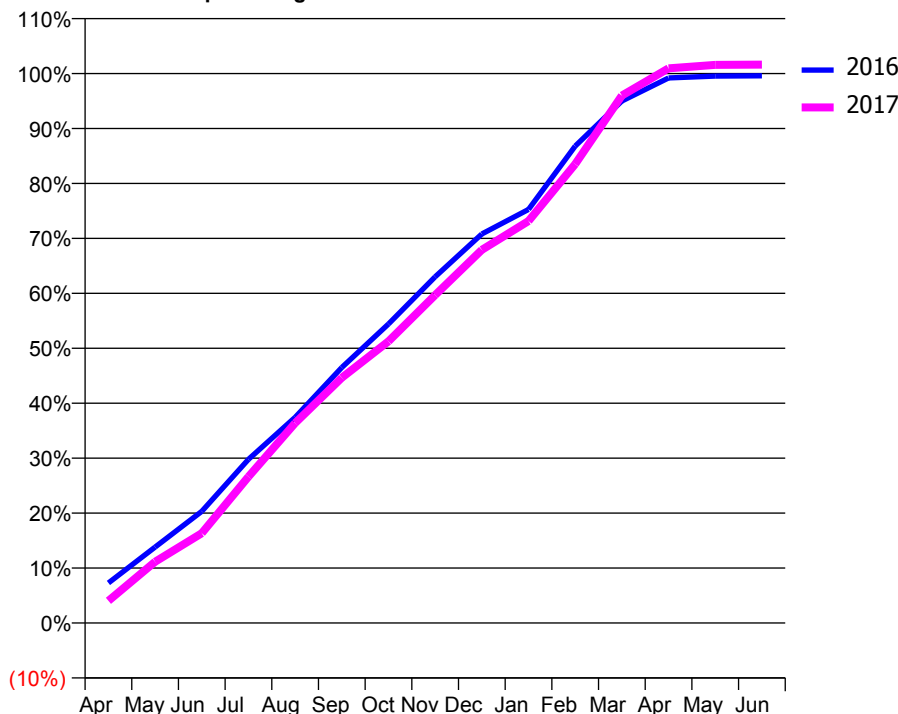
ACCESS*

Patients seen in 24 months	Total	Change since previous quarter
Quarter ending March 2016	6,205	
Quarter ending June 2016	6,178	→
Quarter ending September 2016	6,120	→
Quarter ending December 2016	6,072	→
Quarter ending March 2017	5,954	↓
Variance since March 2016	(4.0%)	↓



ACTIVITY

Cumulative percentage of contracted UDA delivered 2016 & 2017



Month	Adjusted Scheduled Activity (UDA)	
	2016	2017
April	1,529	848
May	2,896	2,341
June	4,262	3,426
July	6,249	5,586
August	7,849	7,631
September	9,754	9,361
October	11,411	10,752
November	13,214	12,514
December	14,848	14,242
January	15,784	15,341
February	18,201	17,512
March	19,920	20,127
April	20,800	21,166
May	20,870	21,298
June	20,881	21,310

QUALITY

	Quantity	Base Number	Contract	LHB	Wales
% of FP17s for the same patient ID Re-attending within 3 months - Children	100	1,792	5.6%	7.2%	11.3%
% of FP17s for the same patient ID Re-attending within 3 months - Adults	855	7,353	11.6%	14.1%	16.7%
% of FP17s for the same patient ID Re-attending between 3 & 9 months - Children	1,084	1,792	60.5%	53.8%	58.0%
% of FP17s for the same patient ID Re-attending between 3 & 9 months - Adults	4,539	7,353	61.7%	51.1%	53.7%
% of FP17s for Band 1 Urgent Courses	614	9,224	6.7%	8.9%	8.9%
% of FP17s Relating to Free Repair or Replacements	63	9,224	0.7%	0.6%	0.7%
% of FP17s Relating to Continuations	81	9,224	0.9%	0.7%	0.9%
% of Patients satisfied with the dentistry they have received	53	57	93.0%	94.1%	93.9%
% of Patients satisfied with the time they had to wait for an appointment	50	57	87.7%	91.8%	88.4%

* This is based on patients treated on this contract for their most recent course of treatment. Figures in italics indicate the base number of FP17s or Patient Questionnaire responses are less than 100. N/A is shown where the base number of responses is less than 10 during the period. % is calculated as Quantity/Base number*100

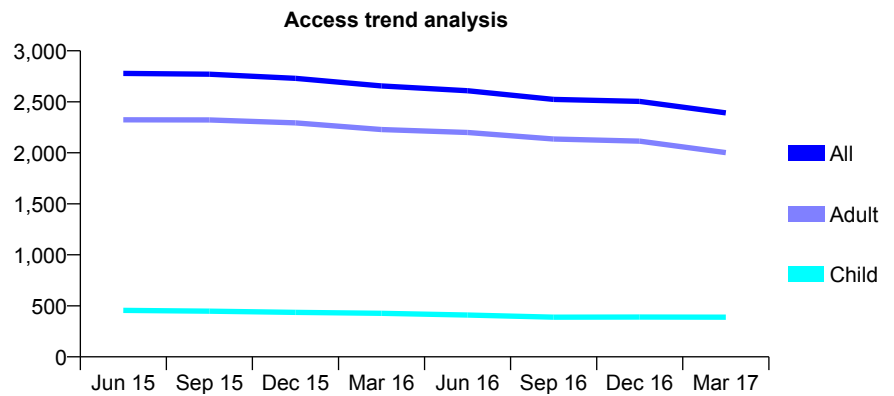
7A5 - Vital Signs At a Glance Contract Report for 180416/0001 - Year end March 2017

Name or company name	Croft Practice Limited
Contract type name	GDS Contract
Purpose of contract	General
Contract start date	01/04/2009
Contract end date	

16/17 Contracted general activity (UDA)	8,558
Carry forward general activity (UDA)	300
16/17 Contracted orthodontic activity (UOA)	0
Carry forward orthodontic activity (UOA)	0
Baseline contract value	£203,495.33

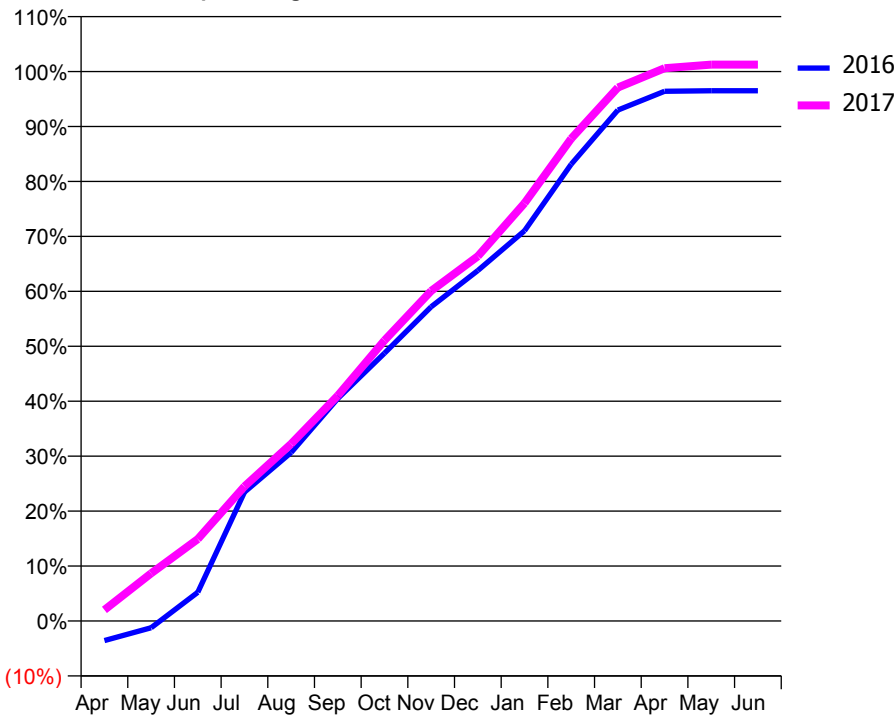
ACCESS*

Patients seen in 24 months	Total	Change since previous quarter
Quarter ending March 2016	2,655	
Quarter ending June 2016	2,609	↓
Quarter ending September 2016	2,524	↓
Quarter ending December 2016	2,504	→
Quarter ending March 2017	2,391	↓
Variance since March 2016	(9.9%)	↓



ACTIVITY

Cumulative percentage of contracted UDA delivered 2016 & 2017



Month	Adjusted Scheduled Activity (UDA)	
	2016	2017
April	-307	173
May	-107	743
June	448	1,277
July	2,007	2,096
August	2,625	2,759
September	3,465	3,511
October	4,170	4,370
November	4,894	5,141
December	5,459	5,682
January	6,078	6,507
February	7,114	7,512
March	7,956	8,308
April	8,251	8,608
May	8,258	8,666
June	8,258	8,666

QUALITY

	Quantity	Base Number	Contract	LHB	Wales
% of FP17s for the same patient ID Re-attending within 3 months - Children	21	543	3.9%	7.2%	11.3%
% of FP17s for the same patient ID Re-attending within 3 months - Adults	268	2,742	9.8%	14.1%	16.7%
% of FP17s for the same patient ID Re-attending between 3 & 9 months - Children	290	543	53.4%	53.8%	58.0%
% of FP17s for the same patient ID Re-attending between 3 & 9 months - Adults	1,408	2,742	51.3%	51.1%	53.7%
% of FP17s for Band 1 Urgent Courses	66	3,279	2.0%	8.9%	8.9%
% of FP17s Relating to Free Repair or Replacements	5	3,279	0.2%	0.6%	0.7%
% of FP17s Relating to Continuations	47	3,279	1.4%	0.7%	0.9%
% of Patients satisfied with the dentistry they have received	31	34	91.2%	94.1%	93.9%
% of Patients satisfied with the time they had to wait for an appointment	30	34	88.2%	91.8%	88.4%

* This is based on patients treated on this contract for their most recent course of treatment. Figures in italics indicate the base number of FP17s or Patient Questionnaire responses are less than 100. N/A is shown where the base number of responses is less than 10 during the period. % is calculated as Quantity/Base number*100

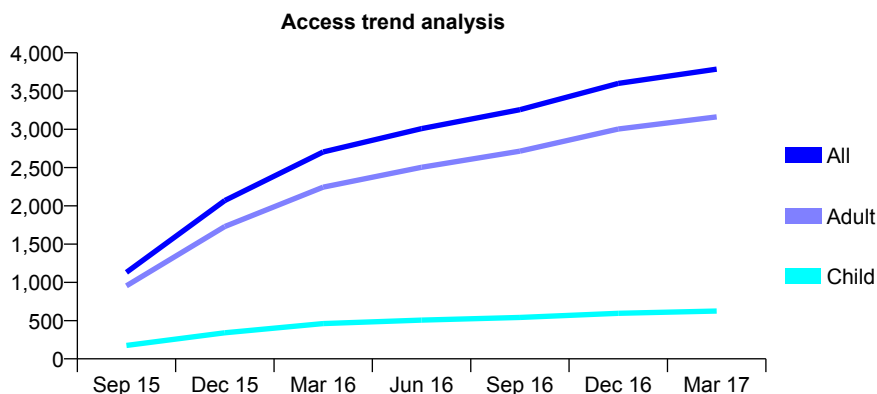
7A5 - Vital Signs At a Glance Contract Report for 181927/0001 - Year end March 2017

Name or company name	Jamshad & Daraie
Contract type name	GDS Contract
Purpose of contract	General
Contract start date	01/07/2015
Contract end date	

16/17 Contracted general activity (UDA)	12,245
Carry forward general activity (UDA)	0
16/17 Contracted orthodontic activity (UOA)	0
Carry forward orthodontic activity (UOA)	0
Baseline contract value	£308,313.59

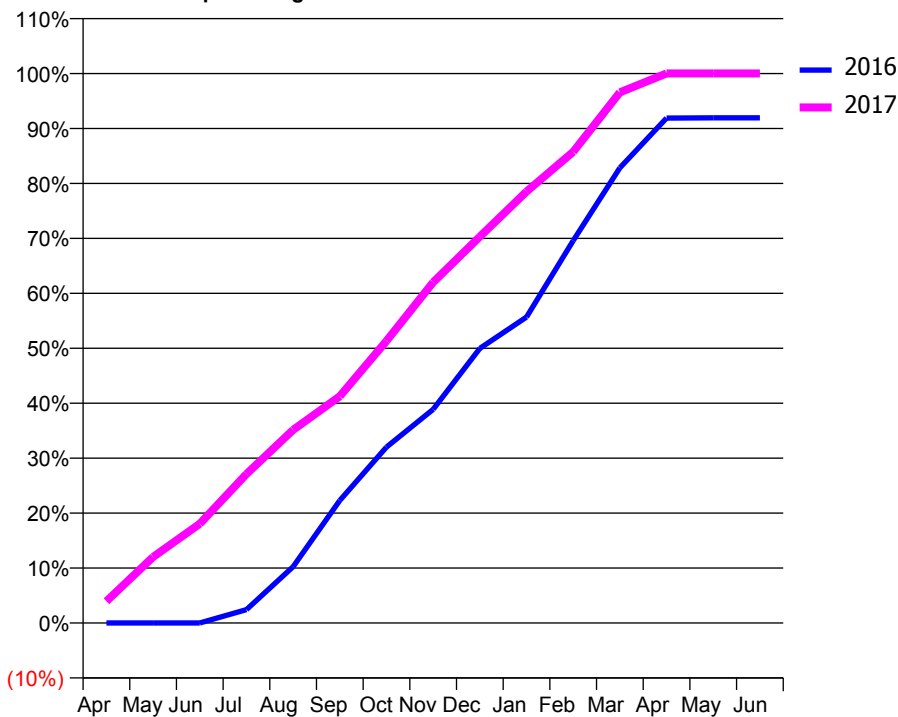
ACCESS*

Patients seen in 24 months	Total	Change since previous quarter
Quarter ending March 2016	2,705	
Quarter ending June 2016	3,009	↑
Quarter ending September 2016	3,256	↑
Quarter ending December 2016	3,600	↑
Quarter ending March 2017	3,787	↑
Variance since March 2016	40.0%	↑



ACTIVITY

Cumulative percentage of contracted UDA delivered 2016 & 2017



Adjusted Scheduled Activity (UDA)

Month	2016	2017
April	0	485
May	0	1,471
June	0	2,214
July	224	3,321
August	941	4,303
September	2,050	5,053
October	2,941	6,286
November	3,572	7,594
December	4,589	8,610
January	5,115	9,616
February	6,390	10,500
March	7,607	11,824
April	8,439	12,248
May	8,443	12,248
June	8,443	12,248

QUALITY

	Quantity	Base Number	Contract	LHB	Wales
% of FP17s for the same patient ID Re-attending within 3 months - Children	30	788	3.8%	7.2%	11.3%
% of FP17s for the same patient ID Re-attending within 3 months - Adults	250	3,922	6.4%	14.1%	16.7%
% of FP17s for the same patient ID Re-attending between 3 & 9 months - Children	356	788	45.2%	53.8%	58.0%
% of FP17s for the same patient ID Re-attending between 3 & 9 months - Adults	2,100	3,922	53.5%	51.1%	53.7%
% of FP17s for Band 1 Urgent Courses	117	4,616	2.5%	8.9%	8.9%
% of FP17s Relating to Free Repair or Replacements	10	4,616	0.2%	0.6%	0.7%
% of FP17s Relating to Continuations	33	4,616	0.7%	0.7%	0.9%
% of Patients satisfied with the dentistry they have received	36	39	92.3%	94.1%	93.9%
% of Patients satisfied with the time they had to wait for an appointment	37	39	94.9%	91.8%	88.4%

* This is based on patients treated on this contract for their most recent course of treatment. Figures in italics indicate the base number of FP17s or Patient Questionnaire responses are less than 100. N/A is shown where the base number of responses is less than 10 during the period. % is calculated as Quantity/Base number*100

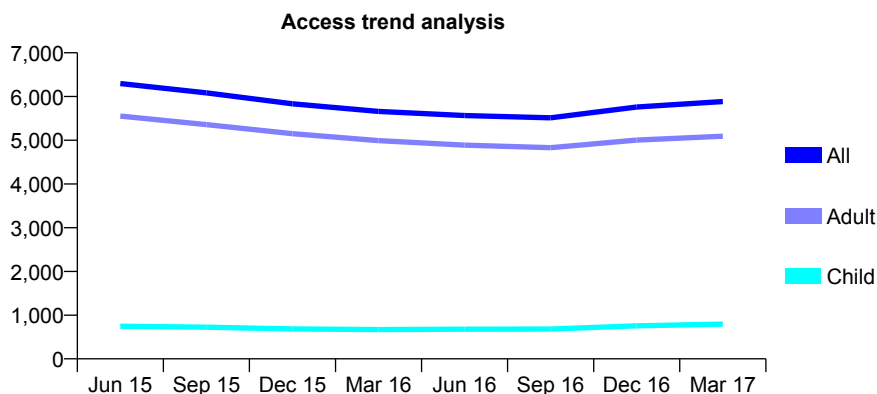
7A5 - Vital Signs At a Glance Contract Report for 197955/0001 - Year end March 2017

Name or company name	United Dental Ltd
Contract type name	GDS Contract
Purpose of contract	General
Contract start date	01/01/2012
Contract end date	

16/17 Contracted general activity (UDA)	21,500
Carry forward general activity (UDA)	0
16/17 Contracted orthodontic activity (UOA)	0
Carry forward orthodontic activity (UOA)	0
Baseline contract value	£508,218.37

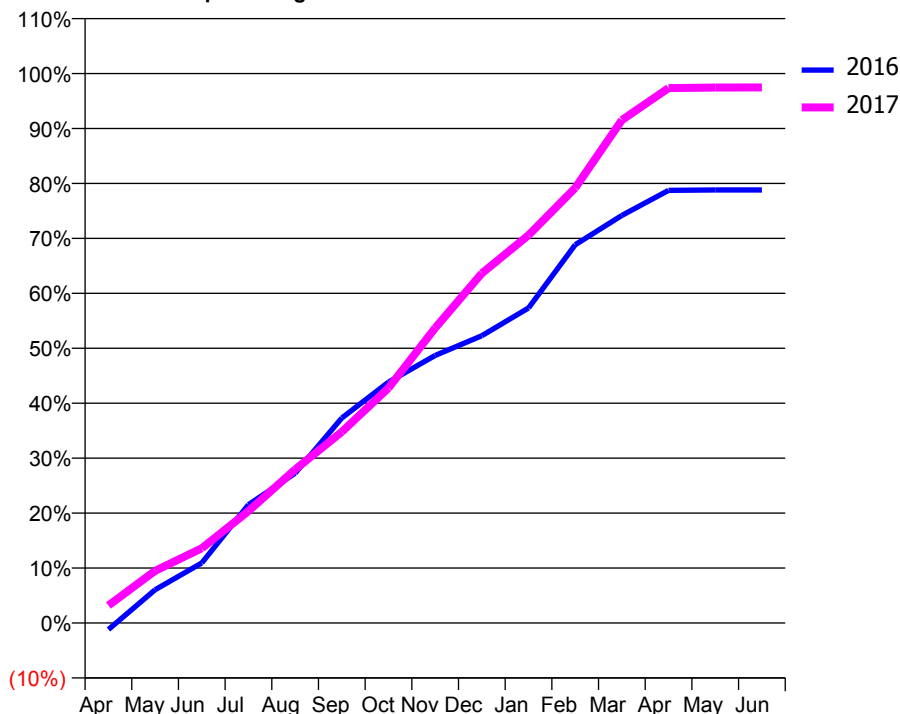
ACCESS*

Patients seen in 24 months	Total	Change since previous quarter
Quarter ending March 2016	5,659	
Quarter ending June 2016	5,565	↓
Quarter ending September 2016	5,513	→
Quarter ending December 2016	5,759	↑
Quarter ending March 2017	5,886	↑
Variance since March 2016	4.0%	↑



ACTIVITY

Cumulative percentage of contracted UDA delivered 2016 & 2017



Adjusted Scheduled Activity (UDA)

Month	2016	2017
April	-269	684
May	1,345	2,044
June	2,433	2,924
July	4,790	4,381
August	6,068	6,008
September	8,304	7,480
October	9,751	9,195
November	10,832	11,544
December	11,631	13,681
January	12,757	15,174
February	15,314	17,020
March	16,501	19,679
April	17,519	20,931
May	17,533	20,952
June	17,534	20,954

QUALITY

	Quantity	Base Number	Contract	LHB	Wales
% of FP17s for the same patient ID Re-attending within 3 months - Children	106	1,119	9.5%	7.2%	11.3%
% of FP17s for the same patient ID Re-attending within 3 months - Adults	1,327	8,061	16.5%	14.1%	16.7%
% of FP17s for the same patient ID Re-attending between 3 & 9 months - Children	473	1,119	42.3%	53.8%	58.0%
% of FP17s for the same patient ID Re-attending between 3 & 9 months - Adults	3,788	8,061	47.0%	51.1%	53.7%
% of FP17s for Band 1 Urgent Courses	803	9,095	8.8%	8.9%	8.9%
% of FP17s Relating to Free Repair or Replacements	110	9,095	1.2%	0.6%	0.7%
% of FP17s Relating to Continuations	111	9,095	1.2%	0.7%	0.9%
% of Patients satisfied with the dentistry they have received	47	49	95.9%	94.1%	93.9%
% of Patients satisfied with the time they had to wait for an appointment	46	49	93.9%	91.8%	88.4%

* This is based on patients treated on this contract for their most recent course of treatment. Figures in italics indicate the base number of FP17s or Patient Questionnaire responses are less than 100. N/A is shown where the base number of responses is less than 10 during the period. % is calculated as Quantity/Base number*100

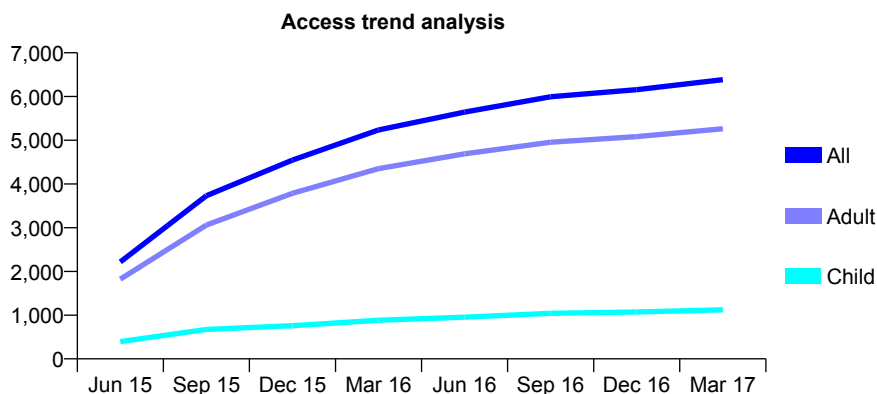
7A5 - Vital Signs At a Glance Contract Report for 197955/0002 - Year end March 2017

Name or company name	United Dental Ltd
Contract type name	GDS Contract
Purpose of contract	General
Contract start date	01/04/2015
Contract end date	

16/17 Contracted general activity (UDA)	21,500
Carry forward general activity (UDA)	0
16/17 Contracted orthodontic activity (UOA)	0
Carry forward orthodontic activity (UOA)	0
Baseline contract value	£508,218.36

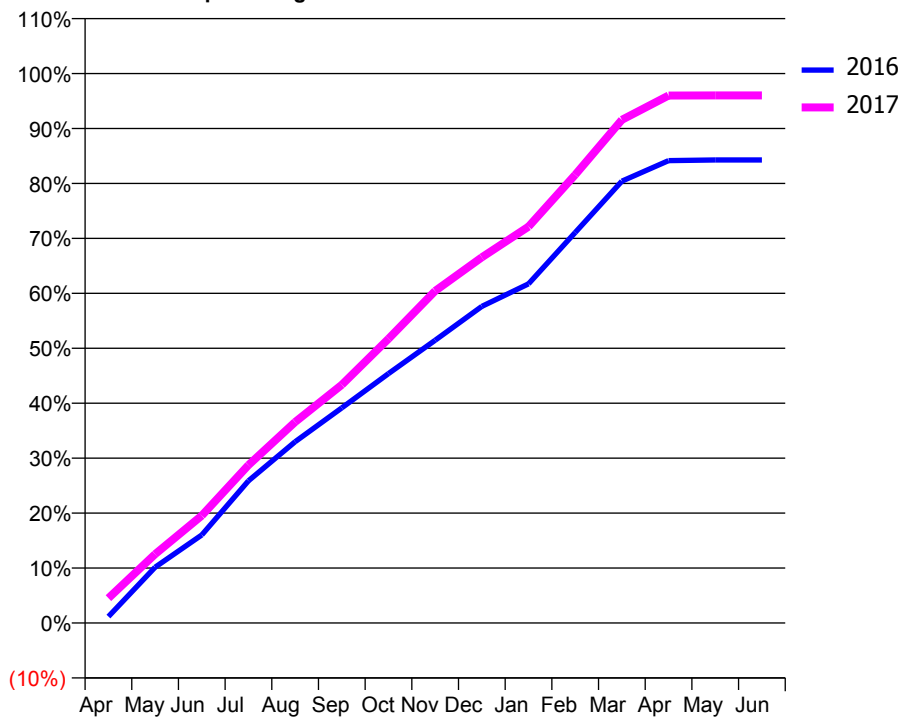
ACCESS*

Patients seen in 24 months	Total	Change since previous quarter
Quarter ending March 2016	5,234	
Quarter ending June 2016	5,643	↑
Quarter ending September 2016	5,996	↑
Quarter ending December 2016	6,157	↑
Quarter ending March 2017	6,384	↑
Variance since March 2016	22.0%	↑



ACTIVITY

Cumulative percentage of contracted UDA delivered 2016 & 2017



Month	Adjusted Scheduled Activity (UDA)	
	2016	2017
April	251	972
May	2,182	2,693
June	3,448	4,202
July	5,564	6,180
August	7,095	7,867
September	8,419	9,321
October	9,761	11,122
November	11,064	12,995
December	12,390	14,310
January	13,269	15,506
February	15,279	17,537
March	17,289	19,690
April	18,089	20,640
May	18,119	20,640
June	18,120	20,640

QUALITY

	Quantity	Base Number	Contract	LHB	Wales
% of FP17s for the same patient ID Re-attending within 3 months - Children	61	1,712	3.6%	7.2%	11.3%
% of FP17s for the same patient ID Re-attending within 3 months - Adults	920	7,759	11.9%	14.1%	16.7%
% of FP17s for the same patient ID Re-attending between 3 & 9 months - Children	1,061	1,712	62.0%	53.8%	58.0%
% of FP17s for the same patient ID Re-attending between 3 & 9 months - Adults	4,360	7,759	56.2%	51.1%	53.7%
% of FP17s for Band 1 Urgent Courses	462	9,465	4.9%	8.9%	8.9%
% of FP17s Relating to Free Repair or Replacements	124	9,465	1.3%	0.6%	0.7%
% of FP17s Relating to Continuations	44	9,465	0.5%	0.7%	0.9%
% of Patients satisfied with the dentistry they have received	55	59	93.2%	94.1%	93.9%
% of Patients satisfied with the time they had to wait for an appointment	58	59	98.3%	91.8%	88.4%

* This is based on patients treated on this contract for their most recent course of treatment. Figures in italics indicate the base number of FP17s or Patient Questionnaire responses are less than 100. N/A is shown where the base number of responses is less than 10 during the period. % is calculated as Quantity/Base number*100

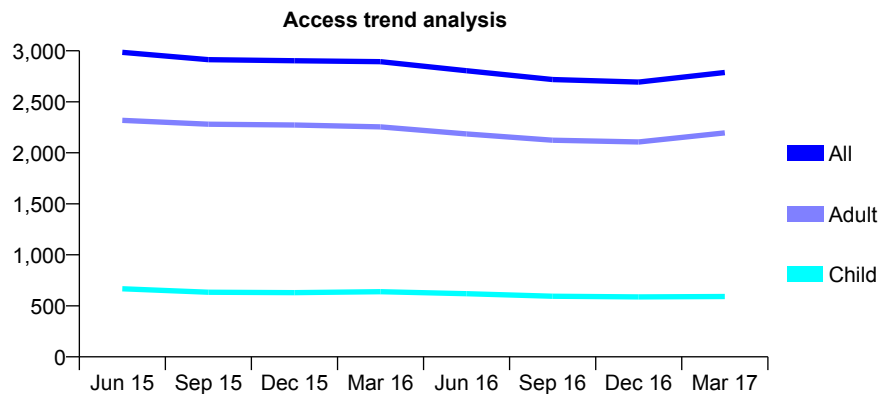
7A5 - Vital Signs At a Glance Contract Report for 199915/0001 - Year end March 2017

Name or company name	IDH 441 to 444 Ltd
Contract type name	GDS Contract
Purpose of contract	General
Contract start date	04/04/2008
Contract end date	

16/17 Contracted general activity (UDA)	8,473
Carry forward general activity (UDA)	0
16/17 Contracted orthodontic activity (UOA)	0
Carry forward orthodontic activity (UOA)	0
Baseline contract value	£221,808.89

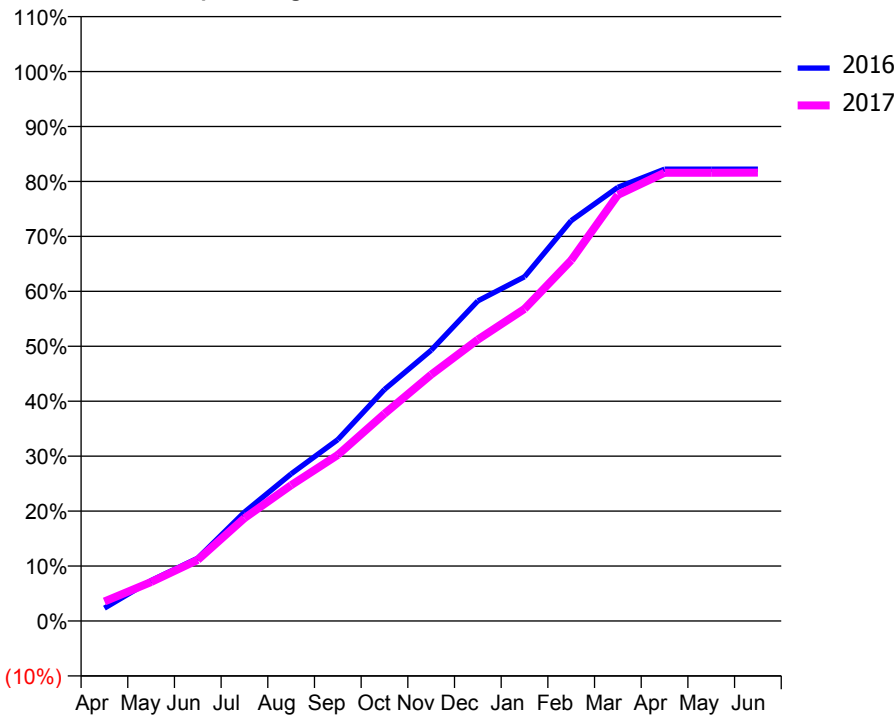
ACCESS*

Patients seen in 24 months	Total	Change since previous quarter
Quarter ending March 2016	2,893	
Quarter ending June 2016	2,804	↓
Quarter ending September 2016	2,718	↓
Quarter ending December 2016	2,694	→
Quarter ending March 2017	2,787	↑
Variance since March 2016	(3.7%)	↓



ACTIVITY

Cumulative percentage of contracted UDA delivered 2016 & 2017



Month	Adjusted Scheduled Activity (UDA)	
	2016	2017
April	199	302
May	625	600
June	969	944
July	1,678	1,587
August	2,268	2,094
September	2,797	2,560
October	3,570	3,197
November	4,175	3,799
December	4,935	4,339
January	5,307	4,813
February	6,173	5,564
March	6,688	6,571
April	6,968	6,912
May	6,968	6,911
June	6,968	6,914

QUALITY

	Quantity	Base Number	Contract	LHB	Wales
% of FP17s for the same patient ID Re-attending within 3 months - Children	22	693	3.2%	7.2%	11.3%
% of FP17s for the same patient ID Re-attending within 3 months - Adults	109	2,353	4.6%	14.1%	16.7%
% of FP17s for the same patient ID Re-attending between 3 & 9 months - Children	309	693	44.6%	53.8%	58.0%
% of FP17s for the same patient ID Re-attending between 3 & 9 months - Adults	1,165	2,353	49.5%	51.1%	53.7%
% of FP17s for Band 1 Urgent Courses	97	3,067	3.2%	8.9%	8.9%
% of FP17s Relating to Free Repair or Replacements	7	3,067	0.2%	0.6%	0.7%
% of FP17s Relating to Continuations	7	3,067	0.2%	0.7%	0.9%
% of Patients satisfied with the dentistry they have received	19	19	100.0%	94.1%	93.9%
% of Patients satisfied with the time they had to wait for an appointment	19	19	100.0%	91.8%	88.4%

* This is based on patients treated on this contract for their most recent course of treatment. Figures in italics indicate the base number of FP17s or Patient Questionnaire responses are less than 100. N/A is shown where the base number of responses is less than 10 during the period. % is calculated as Quantity/Base number*100

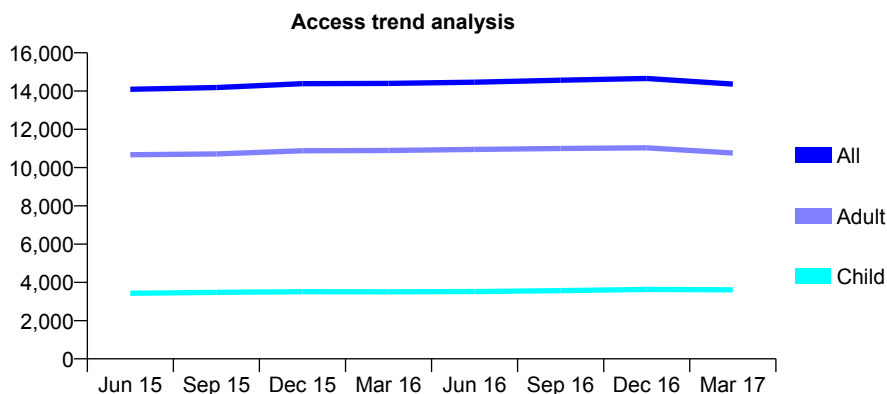
7A5 - Vital Signs At a Glance Contract Report for 199915/0002 - Year end March 2017

Name or company name	IDH 441 to 444 Ltd
Contract type name	GDS Contract
Purpose of contract	General
Contract start date	04/04/2008
Contract end date	

16/17 Contracted general activity (UDA)	34,517
Carry forward general activity (UDA)	0
16/17 Contracted orthodontic activity (UOA)	0
Carry forward orthodontic activity (UOA)	0
Baseline contract value	£800,607.93

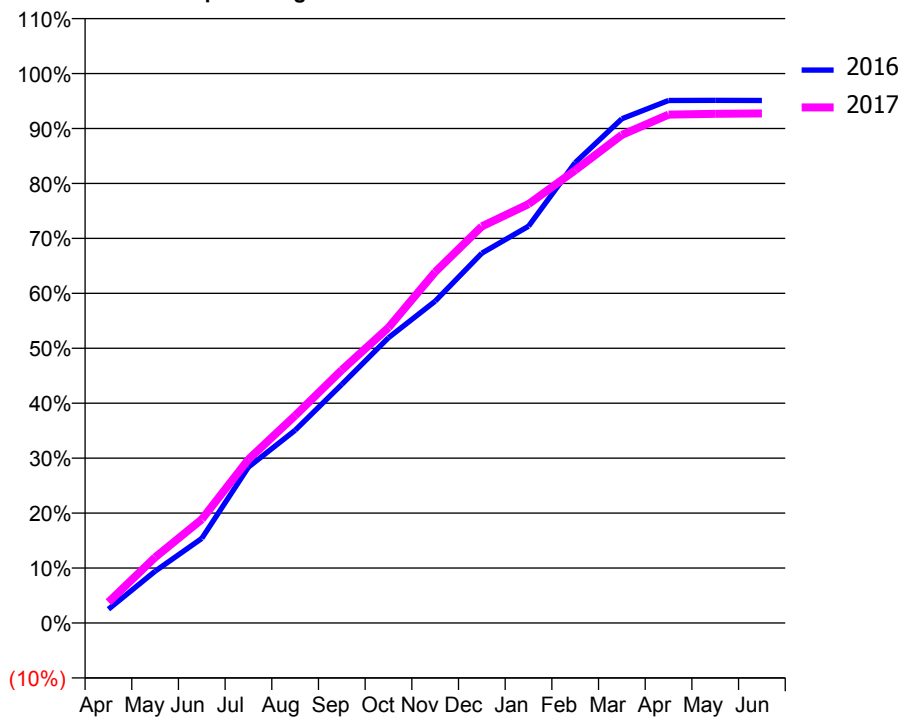
ACCESS*

Patients seen in 24 months	Total	Change since previous quarter
Quarter ending March 2016	14,399	
Quarter ending June 2016	14,466	→
Quarter ending September 2016	14,564	→
Quarter ending December 2016	14,661	→
Quarter ending March 2017	14,365	↓
Variance since March 2016	(0.2%)	→



ACTIVITY

Cumulative percentage of contracted UDA delivered 2016 & 2017



Month	Adjusted Scheduled Activity (UDA)	
	2016	2017
April	865	1,308
May	3,258	4,129
June	5,318	6,514
July	9,797	10,282
August	12,107	13,031
September	14,990	15,891
October	17,919	18,561
November	20,219	22,048
December	23,230	24,918
January	24,925	26,317
February	28,921	28,442
March	31,672	30,663
April	32,825	31,933
May	32,827	31,988
June	32,823	32,010

QUALITY

	Quantity	Base Number	Contract	LHB	Wales
% of FP17s for the same patient ID Re-attending within 3 months - Children	119	4,123	2.9%	7.2%	11.3%
% of FP17s for the same patient ID Re-attending within 3 months - Adults	801	11,387	7.0%	14.1%	16.7%
% of FP17s for the same patient ID Re-attending between 3 & 9 months - Children	1,982	4,123	48.1%	53.8%	58.0%
% of FP17s for the same patient ID Re-attending between 3 & 9 months - Adults	5,327	11,387	46.8%	51.1%	53.7%
% of FP17s for Band 1 Urgent Courses	672	15,392	4.4%	8.9%	8.9%
% of FP17s Relating to Free Repair or Replacements	75	15,392	0.5%	0.6%	0.7%
% of FP17s Relating to Continuations	81	15,392	0.5%	0.7%	0.9%
% of Patients satisfied with the dentistry they have received	74	77	96.1%	94.1%	93.9%
% of Patients satisfied with the time they had to wait for an appointment	69	77	89.6%	91.8%	88.4%

* This is based on patients treated on this contract for their most recent course of treatment. Figures in italics indicate the base number of FP17s or Patient Questionnaire responses are less than 100. N/A is shown where the base number of responses is less than 10 during the period. % is calculated as Quantity/Base number*100

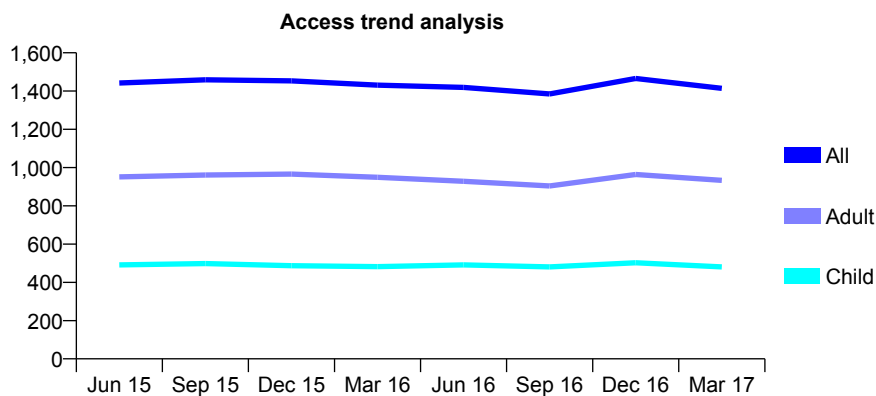
7A5 - Vital Signs At a Glance Contract Report for 228826/0002 - Year end March 2017

Name or company name	MRS JA DAVIES
Contract type name	GDS Contract
Purpose of contract	General
Contract start date	01/04/2012
Contract end date	

16/17 Contracted general activity (UDA)	4,886
Carry forward general activity (UDA)	0
16/17 Contracted orthodontic activity (UOA)	0
Carry forward orthodontic activity (UOA)	0
Baseline contract value	£129,264.67

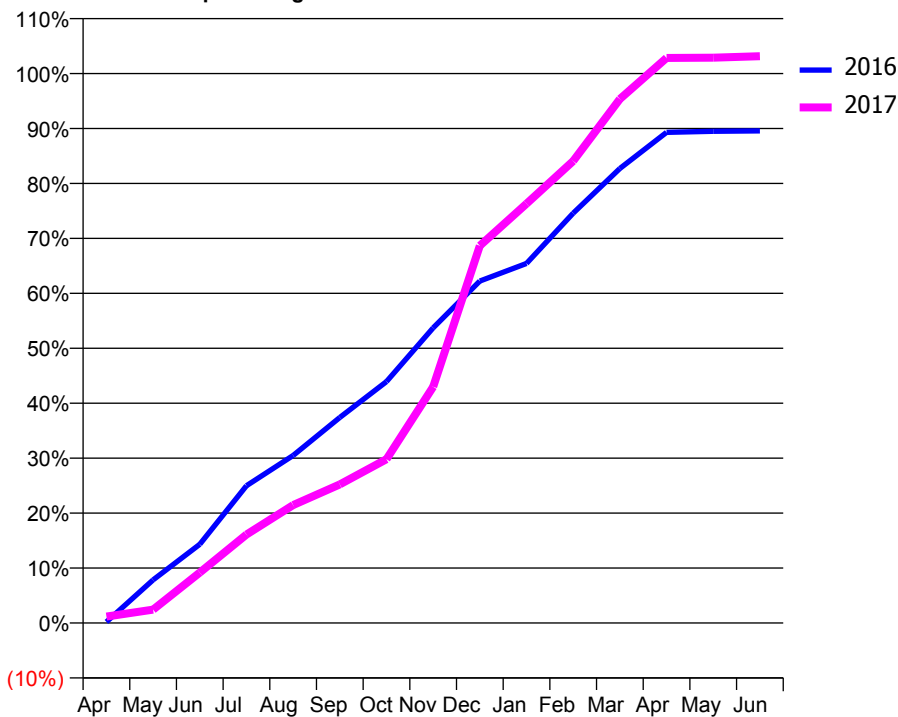
ACCESS*

Patients seen in 24 months	Total	Change since previous quarter
Quarter ending March 2016	1,431	
Quarter ending June 2016	1,419	→
Quarter ending September 2016	1,385	↓
Quarter ending December 2016	1,466	↑
Quarter ending March 2017	1,414	↓
Variance since March 2016	(1.2%)	↓



ACTIVITY

Cumulative percentage of contracted UDA delivered 2016 & 2017



Month	Adjusted Scheduled Activity (UDA)	
	2016	2017
April	10	58
May	383	119
June	700	448
July	1,221	787
August	1,490	1,049
September	1,828	1,232
October	2,146	1,457
November	2,624	2,100
December	3,041	3,355
January	3,197	3,729
February	3,645	4,108
March	4,041	4,659
April	4,362	5,024
May	4,372	5,027
June	4,375	5,039

QUALITY

	Quantity	Base Number	Contract	LHB	Wales
% of FP17s for the same patient ID Re-attending within 3 months - Children	32	523	6.1%	7.2%	11.3%
% of FP17s for the same patient ID Re-attending within 3 months - Adults	120	1,010	11.9%	14.1%	16.7%
% of FP17s for the same patient ID Re-attending between 3 & 9 months - Children	151	523	28.9%	53.8%	58.0%
% of FP17s for the same patient ID Re-attending between 3 & 9 months - Adults	327	1,010	32.4%	51.1%	53.7%
% of FP17s for Band 1 Urgent Courses	181	1,470	12.3%	8.9%	8.9%
% of FP17s Relating to Free Repair or Replacements	0	1,470	0.0%	0.6%	0.7%
% of FP17s Relating to Continuations	8	1,470	0.5%	0.7%	0.9%
% of Patients satisfied with the dentistry they have received	6	6	N/A	94.1%	93.9%
% of Patients satisfied with the time they had to wait for an appointment	6	6	N/A	91.8%	88.4%

* This is based on patients treated on this contract for their most recent course of treatment. Figures in italics indicate the base number of FP17s or Patient Questionnaire responses are less than 100. N/A is shown where the base number of responses is less than 10 during the period. % is calculated as Quantity/Base number*100

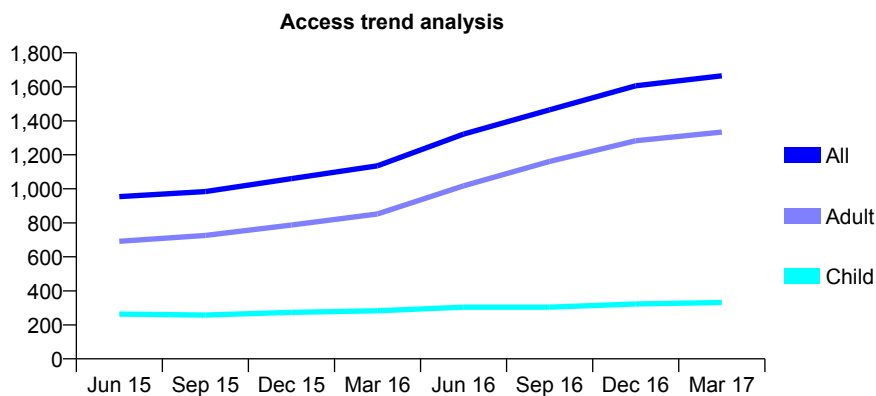
7A5 - Vital Signs At a Glance Contract Report for 239186/0001 - Year end March 2017

Name or company name	MR NA WILSON
Contract type name	GDS Contract
Purpose of contract	General
Contract start date	01/04/2006
Contract end date	

16/17 Contracted general activity (UDA)	6,200
Carry forward general activity (UDA)	0
16/17 Contracted orthodontic activity (UOA)	0
Carry forward orthodontic activity (UOA)	0
Baseline contract value	£109,291.70

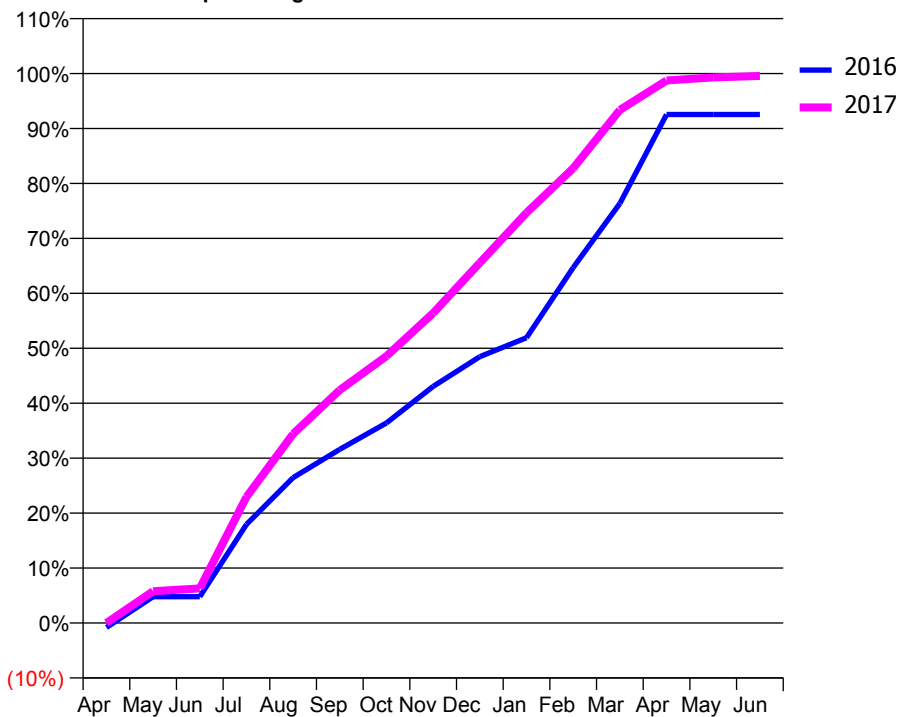
ACCESS*

Patients seen in 24 months	Total	Change since previous quarter
Quarter ending March 2016	1,135	
Quarter ending June 2016	1,322	↑
Quarter ending September 2016	1,465	↑
Quarter ending December 2016	1,606	↑
Quarter ending March 2017	1,665	↑
Variance since March 2016	46.7%	↑



ACTIVITY

Cumulative percentage of contracted UDA delivered 2016 & 2017



Month	Adjusted Scheduled Activity (UDA)	
	2016	2017
April	-32	0
May	183	359
June	183	391
July	685	1,422
August	1,011	2,134
September	1,207	2,629
October	1,391	3,011
November	1,645	3,498
December	1,852	4,065
January	1,983	4,628
February	2,471	5,132
March	2,916	5,788
April	3,535	6,122
May	3,535	6,155
June	3,535	6,172

QUALITY

	Quantity	Base Number	Contract	LHB	Wales
% of FP17s for the same patient ID Re-attending within 3 months - Children	59	538	11.0%	7.2%	11.3%
% of FP17s for the same patient ID Re-attending within 3 months - Adults	467	2,005	23.3%	14.1%	16.7%
% of FP17s for the same patient ID Re-attending between 3 & 9 months - Children	296	538	55.0%	53.8%	58.0%
% of FP17s for the same patient ID Re-attending between 3 & 9 months - Adults	688	2,005	34.3%	51.1%	53.7%
% of FP17s for Band 1 Urgent Courses	432	2,513	17.2%	8.9%	8.9%
% of FP17s Relating to Free Repair or Replacements	9	2,513	0.4%	0.6%	0.7%
% of FP17s Relating to Continuations	2	2,513	0.1%	0.7%	0.9%
% of Patients satisfied with the dentistry they have received	10	11	90.9%	94.1%	93.9%
% of Patients satisfied with the time they had to wait for an appointment	9	11	81.8%	91.8%	88.4%

* This is based on patients treated on this contract for their most recent course of treatment. Figures in italics indicate the base number of FP17s or Patient Questionnaire responses are less than 100. N/A is shown where the base number of responses is less than 10 during the period. % is calculated as Quantity/Base number*100

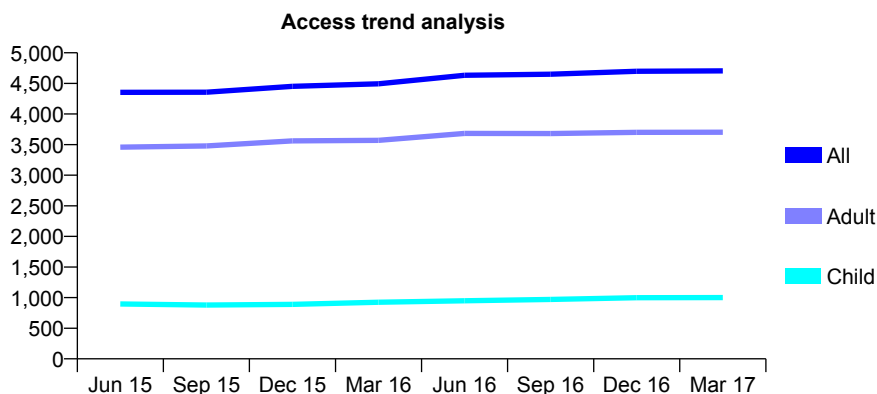
7A5 - Vital Signs At a Glance Contract Report for 245682/0001 - Year end March 2017

Name or company name	MR M NEWLAND
Contract type name	GDS Contract
Purpose of contract	General
Contract start date	01/11/2008
Contract end date	

16/17 Contracted general activity (UDA)	12,425
Carry forward general activity (UDA)	-33
16/17 Contracted orthodontic activity (UOA)	0
Carry forward orthodontic activity (UOA)	0
Baseline contract value	£296,582.55

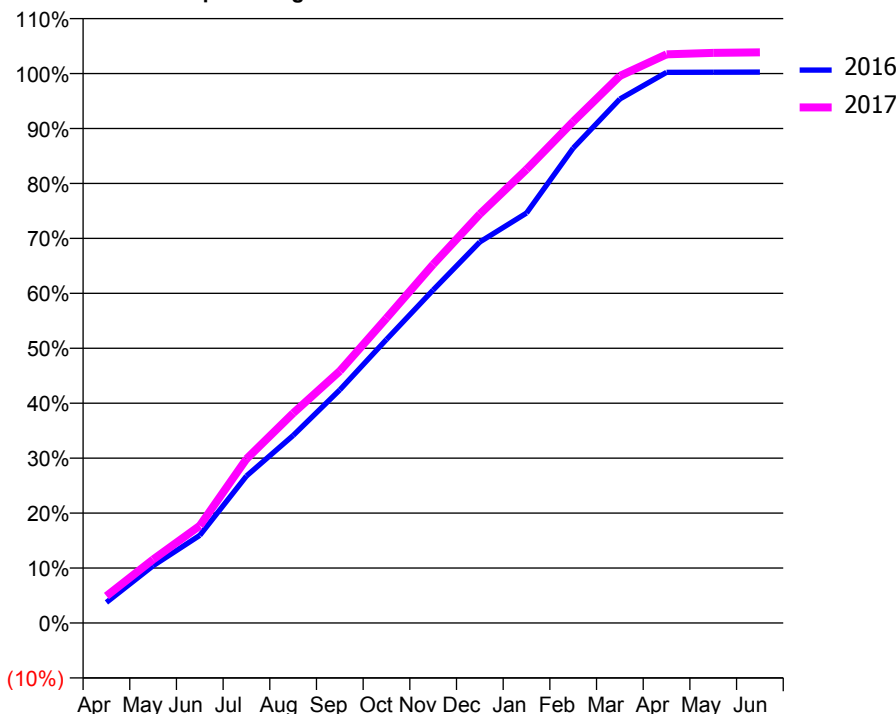
ACCESS*

Patients seen in 24 months	Total	Change since previous quarter
Quarter ending March 2016	4,493	
Quarter ending June 2016	4,633	↑
Quarter ending September 2016	4,651	→
Quarter ending December 2016	4,699	→
Quarter ending March 2017	4,704	→
Variance since March 2016	4.7%	↑



ACTIVITY

Cumulative percentage of contracted UDA delivered 2016 & 2017



Month	Adjusted Scheduled Activity (UDA)	
	2016	2017
April	465	609
May	1,295	1,435
June	1,982	2,201
July	3,325	3,710
August	4,240	4,745
September	5,273	5,696
October	6,412	6,893
November	7,530	8,108
December	8,616	9,247
January	9,270	10,255
February	10,738	11,338
March	11,848	12,369
April	12,452	12,857
May	12,453	12,890
June	12,458	12,904

QUALITY

	Quantity	Base Number	Contract	LHB	Wales
% of FP17s for the same patient ID Re-attending within 3 months - Children	74	1,520	4.9%	7.2%	11.3%
% of FP17s for the same patient ID Re-attending within 3 months - Adults	540	5,456	9.9%	14.1%	16.7%
% of FP17s for the same patient ID Re-attending between 3 & 9 months - Children	802	1,520	52.8%	53.8%	58.0%
% of FP17s for the same patient ID Re-attending between 3 & 9 months - Adults	2,515	5,456	46.1%	51.1%	53.7%
% of FP17s for Band 1 Urgent Courses	455	6,904	6.6%	8.9%	8.9%
% of FP17s Relating to Free Repair or Replacements	39	6,904	0.6%	0.6%	0.7%
% of FP17s Relating to Continuations	34	6,904	0.5%	0.7%	0.9%
% of Patients satisfied with the dentistry they have received	52	52	100.0%	94.1%	93.9%
% of Patients satisfied with the time they had to wait for an appointment	45	52	86.5%	91.8%	88.4%

* This is based on patients treated on this contract for their most recent course of treatment. Figures in italics indicate the base number of FP17s or Patient Questionnaire responses are less than 100. N/A is shown where the base number of responses is less than 10 during the period. % is calculated as Quantity/Base number*100

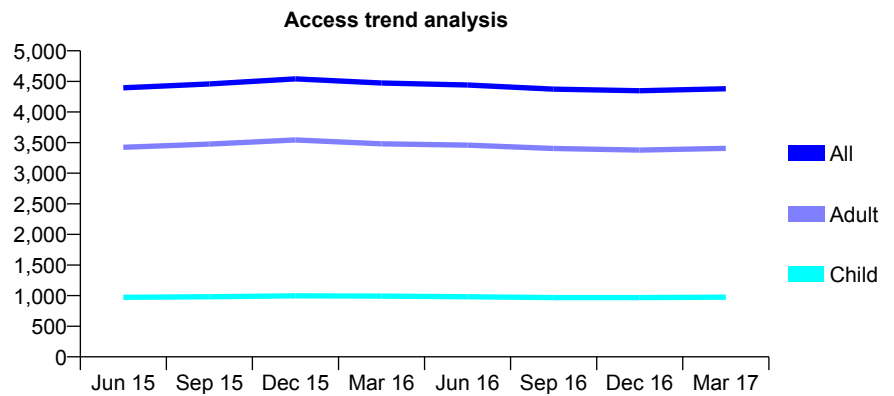
7A5 - Vital Signs At a Glance Contract Report for 324035/0001 - Year end March 2017

Name or company name	MR PS JOHN
Contract type name	GDS Contract
Purpose of contract	General and Orthodontic
Contract start date	01/04/2006
Contract end date	

16/17 Contracted general activity (UDA)	15,844
Carry forward general activity (UDA)	-184
16/17 Contracted orthodontic activity (UOA)	447
Carry forward orthodontic activity (UOA)	0
Baseline contract value	£377,321.60

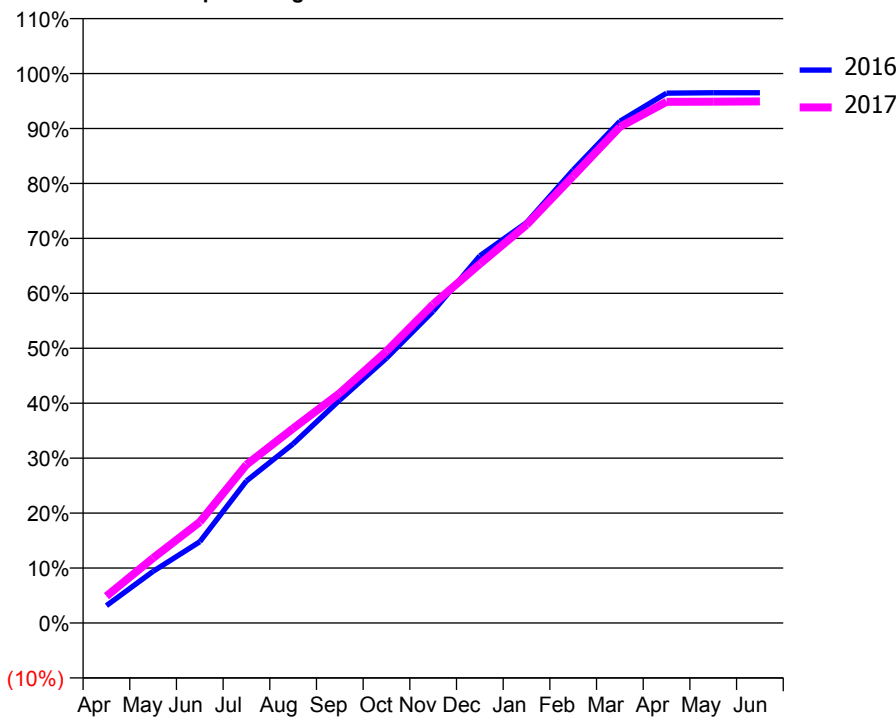
ACCESS*

Patients seen in 24 months	Total	Change since previous quarter
Quarter ending March 2016	4,473	
Quarter ending June 2016	4,441	→
Quarter ending September 2016	4,374	↓
Quarter ending December 2016	4,348	→
Quarter ending March 2017	4,381	→
Variance since March 2016	(2.1%)	↓



ACTIVITY

Cumulative percentage of contracted UDA delivered 2016 & 2017



Month	Adjusted Scheduled Activity (UDA)	
	2016	2017
April	503	775
May	1,490	1,875
June	2,345	2,911
July	4,097	4,568
August	5,165	5,612
September	6,430	6,632
October	7,640	7,837
November	8,992	9,192
December	10,586	10,353
January	11,544	11,479
February	13,064	12,886
March	14,467	14,306
April	15,278	15,028
May	15,290	15,032
June	15,290	15,038

QUALITY

	Quantity	Base Number	Contract	LHB	Wales
% of FP17s for the same patient ID Re-attending within 3 months - Children	193	1,691	11.4%	7.2%	11.3%
% of FP17s for the same patient ID Re-attending within 3 months - Adults	784	6,272	12.5%	14.1%	16.7%
% of FP17s for the same patient ID Re-attending between 3 & 9 months - Children	1,146	1,691	67.8%	53.8%	58.0%
% of FP17s for the same patient ID Re-attending between 3 & 9 months - Adults	4,651	6,272	74.2%	51.1%	53.7%
% of FP17s for Band 1 Urgent Courses	405	7,880	5.1%	8.9%	8.9%
% of FP17s Relating to Free Repair or Replacements	0	7,880	0.0%	0.6%	0.7%
% of FP17s Relating to Continuations	33	7,880	0.4%	0.7%	0.9%
% of Patients satisfied with the dentistry they have received	40	43	93.0%	94.1%	93.9%
% of Patients satisfied with the time they had to wait for an appointment	40	43	93.0%	91.8%	88.4%

* This is based on patients treated on this contract for their most recent course of treatment. Figures in italics indicate the base number of FP17s or Patient Questionnaire responses are less than 100. N/A is shown where the base number of responses is less than 10 during the period. % is calculated as Quantity/Base number*100

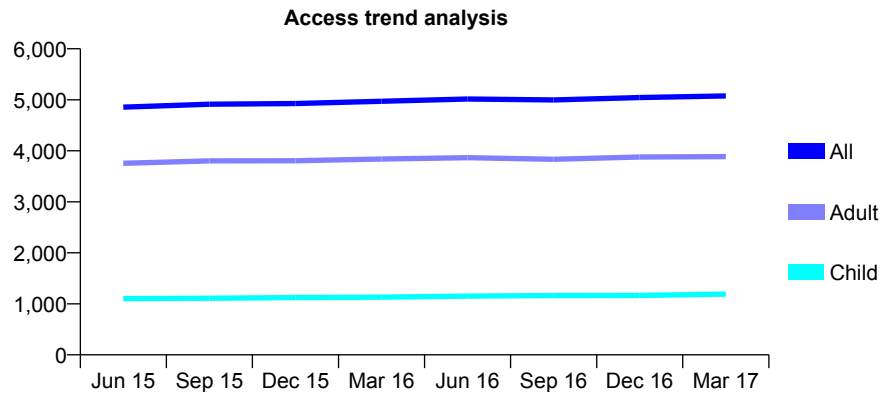
7A5 - Vital Signs At a Glance Contract Report for 324590/0001 - Year end March 2017

Name or company name	MRS JM GRIFFITHS
Contract type name	GDS Contract
Purpose of contract	General
Contract start date	01/04/2006
Contract end date	

16/17 Contracted general activity (UDA)	14,876
Carry forward general activity (UDA)	264
16/17 Contracted orthodontic activity (UOA)	0
Carry forward orthodontic activity (UOA)	0
Baseline contract value	£366,695.42

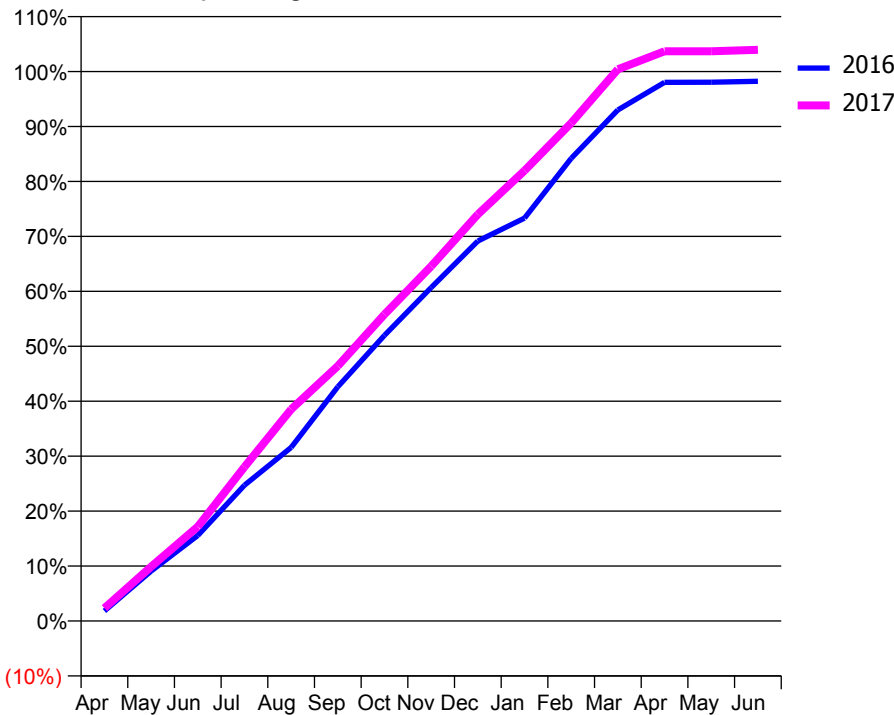
ACCESS*

Patients seen in 24 months	Total	Change since previous quarter
Quarter ending March 2016	4,971	
Quarter ending June 2016	5,016	→
Quarter ending September 2016	4,997	→
Quarter ending December 2016	5,044	→
Quarter ending March 2017	5,075	→
Variance since March 2016	2.1%	↑



ACTIVITY

Cumulative percentage of contracted UDA delivered 2016 & 2017



Month	Adjusted Scheduled Activity (UDA)	
	2016	2017
April	274	349
May	1,354	1,473
June	2,314	2,555
July	3,677	4,171
August	4,697	5,731
September	6,341	6,904
October	7,735	8,300
November	9,026	9,603
December	10,285	11,007
January	10,906	12,194
February	12,526	13,480
March	13,834	14,935
April	14,583	15,424
May	14,586	15,424
June	14,612	15,464

QUALITY

	Quantity	Base Number	Contract	LHB	Wales
% of FP17s for the same patient ID Re-attending within 3 months - Children	120	1,686	7.1%	7.2%	11.3%
% of FP17s for the same patient ID Re-attending within 3 months - Adults	875	5,674	15.4%	14.1%	16.7%
% of FP17s for the same patient ID Re-attending between 3 & 9 months - Children	941	1,686	55.8%	53.8%	58.0%
% of FP17s for the same patient ID Re-attending between 3 & 9 months - Adults	3,098	5,674	54.6%	51.1%	53.7%
% of FP17s for Band 1 Urgent Courses	752	7,322	10.3%	8.9%	8.9%
% of FP17s Relating to Free Repair or Replacements	28	7,322	0.4%	0.6%	0.7%
% of FP17s Relating to Continuations	83	7,322	1.1%	0.7%	0.9%
% of Patients satisfied with the dentistry they have received	61	63	96.8%	94.1%	93.9%
% of Patients satisfied with the time they had to wait for an appointment	60	63	95.2%	91.8%	88.4%

* This is based on patients treated on this contract for their most recent course of treatment. Figures in italics indicate the base number of FP17s or Patient Questionnaire responses are less than 100. N/A is shown where the base number of responses is less than 10 during the period. % is calculated as Quantity/Base number*100

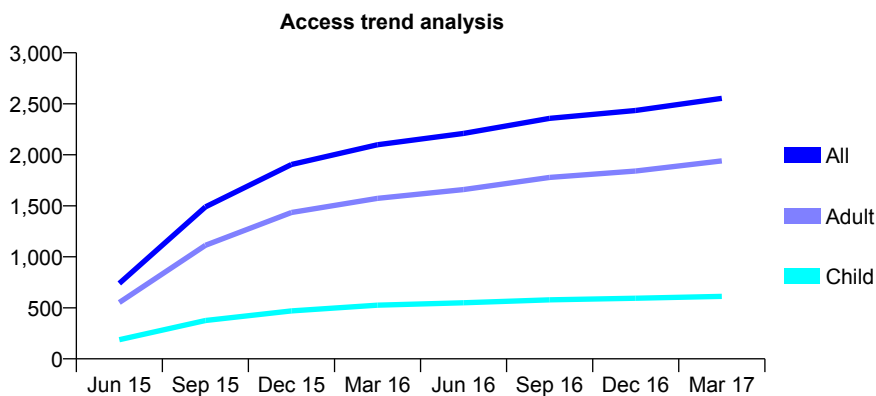
7A5 - Vital Signs At a Glance Contract Report for 377023/0001 - Year end March 2017

Name or company name	MISS CL DAVIES
Contract type name	GDS Contract
Purpose of contract	General
Contract start date	01/04/2015
Contract end date	

16/17 Contracted general activity (UDA)	9,166
Carry forward general activity (UDA)	-203
16/17 Contracted orthodontic activity (UOA)	0
Carry forward orthodontic activity (UOA)	0
Baseline contract value	£177,066.46

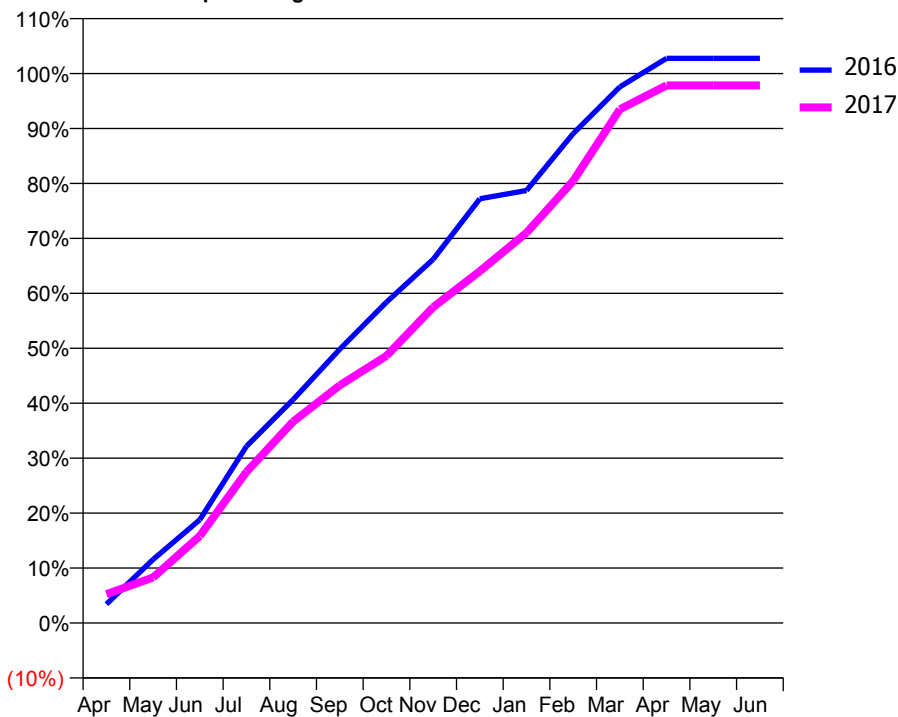
ACCESS*

Patients seen in 24 months	Total	Change since previous quarter
Quarter ending March 2016	2,099	
Quarter ending June 2016	2,210	↑
Quarter ending September 2016	2,357	↑
Quarter ending December 2016	2,435	↑
Quarter ending March 2017	2,554	↑
Variance since March 2016	21.7%	↑



ACTIVITY

Cumulative percentage of contracted UDA delivered 2016 & 2017



Month	Adjusted Scheduled Activity (UDA)	
	2016	2017
April	252	481
May	849	759
June	1,381	1,450
July	2,363	2,522
August	2,988	3,359
September	3,661	3,964
October	4,289	4,457
November	4,862	5,269
December	5,671	5,868
January	5,781	6,509
February	6,543	7,375
March	7,167	8,569
April	7,549	8,967
May	7,549	8,967
June	7,549	8,968

QUALITY

	Quantity	Base Number	Contract	LHB	Wales
% of FP17s for the same patient ID Re-attending within 3 months - Children	61	938	6.5%	7.2%	11.3%
% of FP17s for the same patient ID Re-attending within 3 months - Adults	369	2,970	12.4%	14.1%	16.7%
% of FP17s for the same patient ID Re-attending between 3 & 9 months - Children	538	938	57.4%	53.8%	58.0%
% of FP17s for the same patient ID Re-attending between 3 & 9 months - Adults	1,705	2,970	57.4%	51.1%	53.7%
% of FP17s for Band 1 Urgent Courses	272	3,910	7.0%	8.9%	8.9%
% of FP17s Relating to Free Repair or Replacements	7	3,910	0.2%	0.6%	0.7%
% of FP17s Relating to Continuations	47	3,910	1.2%	0.7%	0.9%
% of Patients satisfied with the dentistry they have received	31	33	93.9%	94.1%	93.9%
% of Patients satisfied with the time they had to wait for an appointment	29	33	87.9%	91.8%	88.4%

* This is based on patients treated on this contract for their most recent course of treatment. Figures in italics indicate the base number of FP17s or Patient Questionnaire responses are less than 100. N/A is shown where the base number of responses is less than 10 during the period. % is calculated as Quantity/Base number*100

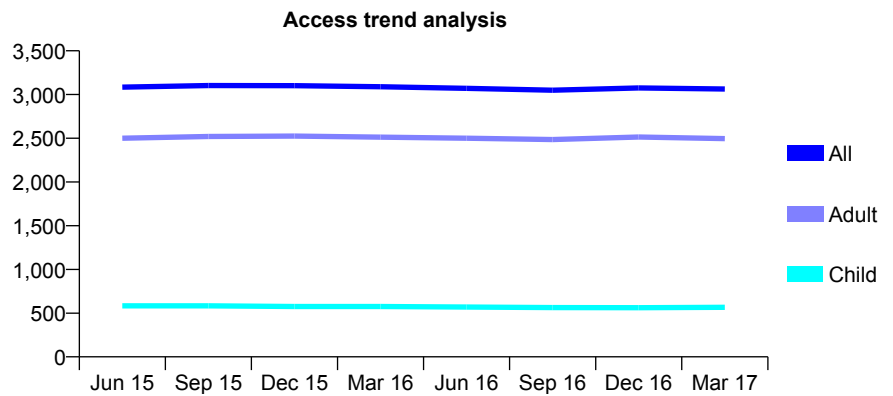
7A5 - Vital Signs At a Glance Contract Report for 573531/0001 - Year end March 2017

Name or company name	MR PB JAMES
Contract type name	GDS Contract
Purpose of contract	General
Contract start date	01/04/2006
Contract end date	

16/17 Contracted general activity (UDA)	8,000
Carry forward general activity (UDA)	-101
16/17 Contracted orthodontic activity (UOA)	0
Carry forward orthodontic activity (UOA)	0
Baseline contract value	£190,565.63

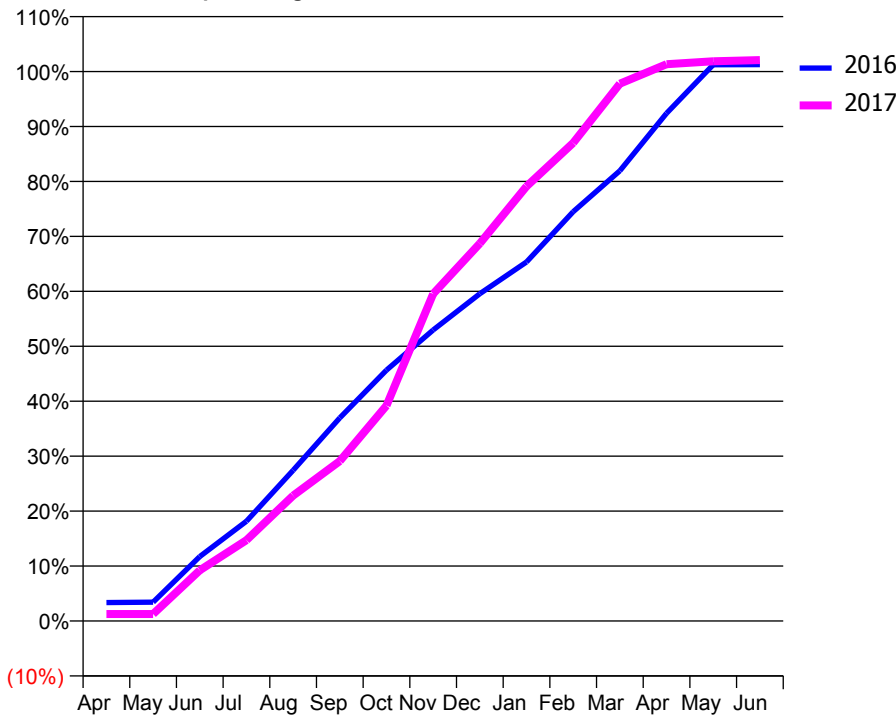
ACCESS*

Patients seen in 24 months	Total	Change since previous quarter
Quarter ending March 2016	3,089	
Quarter ending June 2016	3,070	→
Quarter ending September 2016	3,049	→
Quarter ending December 2016	3,076	→
Quarter ending March 2017	3,063	→
Variance since March 2016	(0.8%)	→



ACTIVITY

Cumulative percentage of contracted UDA delivered 2016 & 2017



Month	Adjusted Scheduled Activity (UDA)	
	2016	2017
April	268	101
May	274	101
June	939	738
July	1,453	1,177
August	2,196	1,826
September	2,958	2,329
October	3,652	3,136
November	4,237	4,763
December	4,766	5,497
January	5,228	6,328
February	5,959	6,961
March	6,554	7,823
April	7,392	8,106
May	8,099	8,150
June	8,101	8,166

QUALITY

	Quantity	Base Number	Contract	LHB	Wales
% of FP17s for the same patient ID Re-attending within 3 months - Children	54	1,003	5.4%	7.2%	11.3%
% of FP17s for the same patient ID Re-attending within 3 months - Adults	401	3,262	12.3%	14.1%	16.7%
% of FP17s for the same patient ID Re-attending between 3 & 9 months - Children	618	1,003	61.6%	53.8%	58.0%
% of FP17s for the same patient ID Re-attending between 3 & 9 months - Adults	786	3,262	24.1%	51.1%	53.7%
% of FP17s for Band 1 Urgent Courses	149	3,644	4.1%	8.9%	8.9%
% of FP17s Relating to Free Repair or Replacements	15	3,644	0.4%	0.6%	0.7%
% of FP17s Relating to Continuations	36	3,644	1.0%	0.7%	0.9%
% of Patients satisfied with the dentistry they have received	50	50	100.0%	94.1%	93.9%
% of Patients satisfied with the time they had to wait for an appointment	48	50	96.0%	91.8%	88.4%

* This is based on patients treated on this contract for their most recent course of treatment. Figures in italics indicate the base number of FP17s or Patient Questionnaire responses are less than 100. N/A is shown where the base number of responses is less than 10 during the period. % is calculated as Quantity/Base number*100

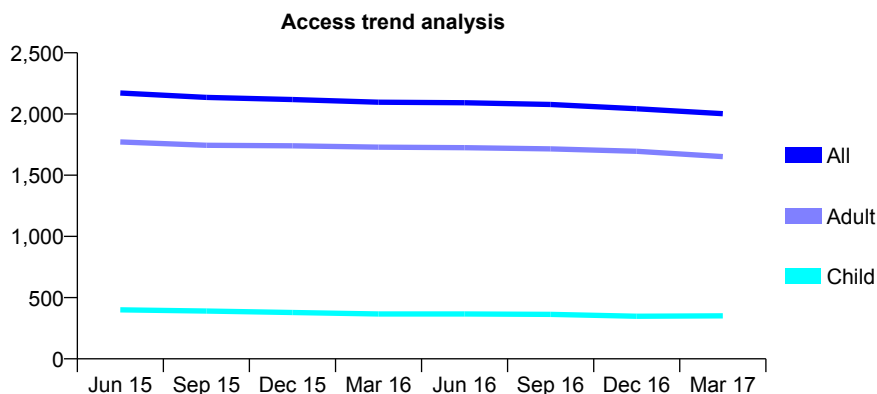
7A5 - Vital Signs At a Glance Contract Report for 625485/0004 - Year end March 2017

Name or company name	MISS D ADAMS
Contract type name	GDS Contract
Purpose of contract	General
Contract start date	14/06/2010
Contract end date	

16/17 Contracted general activity (UDA)	5,350
Carry forward general activity (UDA)	0
16/17 Contracted orthodontic activity (UOA)	0
Carry forward orthodontic activity (UOA)	0
Baseline contract value	£130,845.21

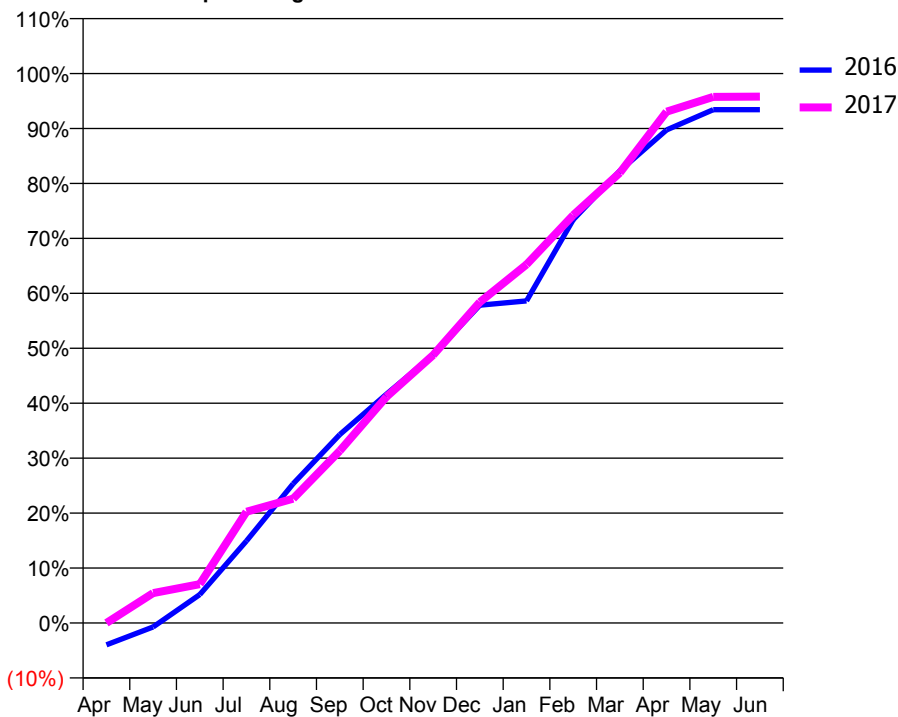
ACCESS*

Patients seen in 24 months	Total	Change since previous quarter
Quarter ending March 2016	2,096	
Quarter ending June 2016	2,092	→
Quarter ending September 2016	2,078	→
Quarter ending December 2016	2,043	↓
Quarter ending March 2017	2,003	↓
Variance since March 2016	(4.4%)	↓



ACTIVITY

Cumulative percentage of contracted UDA delivered 2016 & 2017



Month	Adjusted Scheduled Activity (UDA)	
	2016	2017
April	-213	0
May	-40	292
June	277	378
July	799	1,084
August	1,356	1,210
September	1,835	1,676
October	2,228	2,203
November	2,610	2,609
December	3,095	3,124
January	3,137	3,491
February	3,927	3,971
March	4,403	4,383
April	4,800	4,979
May	4,997	5,122
June	4,998	5,125

QUALITY

	Quantity	Base Number	Contract	LHB	Wales
% of FP17s for the same patient ID Re-attending within 3 months - Children	61	637	9.6%	7.2%	11.3%
% of FP17s for the same patient ID Re-attending within 3 months - Adults	181	1,941	9.3%	14.1%	16.7%
% of FP17s for the same patient ID Re-attending between 3 & 9 months - Children	434	637	68.1%	53.8%	58.0%
% of FP17s for the same patient ID Re-attending between 3 & 9 months - Adults	756	1,941	38.9%	51.1%	53.7%
% of FP17s for Band 1 Urgent Courses	100	2,720	3.7%	8.9%	8.9%
% of FP17s Relating to Free Repair or Replacements	5	2,720	0.2%	0.6%	0.7%
% of FP17s Relating to Continuations	13	2,720	0.5%	0.7%	0.9%
% of Patients satisfied with the dentistry they have received	22	25	88.0%	94.1%	93.9%
% of Patients satisfied with the time they had to wait for an appointment	25	25	100.0%	91.8%	88.4%

* This is based on patients treated on this contract for their most recent course of treatment. Figures in italics indicate the base number of FP17s or Patient Questionnaire responses are less than 100. N/A is shown where the base number of responses is less than 10 during the period. % is calculated as Quantity/Base number*100

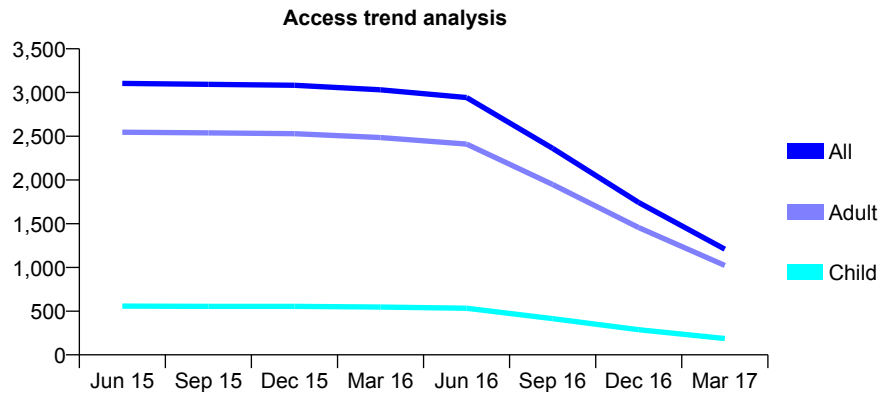
7A5 - Vital Signs At a Glance Contract Report for 659045/0001 - Year end March 2017

Name or company name	Stephen Bowsher
Contract type name	GDS Contract
Purpose of contract	General
Contract start date	01/04/2006
Contract end date	26/05/2016

16/17 Contracted general activity (UDA)	1,161
Carry forward general activity (UDA)	0
16/17 Contracted orthodontic activity (UOA)	0
Carry forward orthodontic activity (UOA)	0
Baseline contract value	£26,297.36

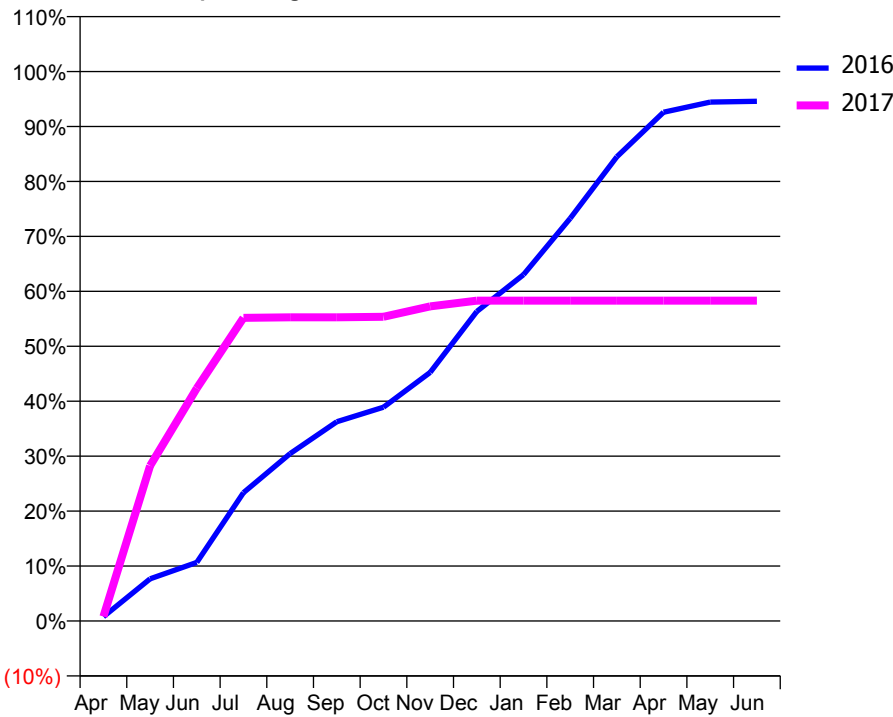
ACCESS*

Patients seen in 24 months	Total	Change since previous quarter
Quarter ending March 2016	3,031	
Quarter ending June 2016	2,943	↓
Quarter ending September 2016	2,362	↓
Quarter ending December 2016	1,742	↓
Quarter ending March 2017	1,209	↓
Variance since March 2016	(60.1%)	↓



ACTIVITY

Cumulative percentage of contracted UDA delivered 2016 & 2017



Month	Adjusted Scheduled Activity (UDA)	
	2016	2017
April	56	9
May	553	328
June	769	492
July	1,681	641
August	2,194	642
September	2,610	642
October	2,802	643
November	3,258	665
December	4,056	677
January	4,538	677
February	5,275	677
March	6,084	677
April	6,667	677
May	6,799	677
June	6,810	677

QUALITY

	Quantity	Base Number	Contract	LHB	Wales
% of FP17s for the same patient ID Re-attending within 3 months - Children	7	128	5.5%	7.2%	11.3%
% of FP17s for the same patient ID Re-attending within 3 months - Adults	41	493	8.3%	14.1%	16.7%
% of FP17s for the same patient ID Re-attending between 3 & 9 months - Children	41	128	32.0%	53.8%	58.0%
% of FP17s for the same patient ID Re-attending between 3 & 9 months - Adults	146	493	29.6%	51.1%	53.7%
% of FP17s for Band 1 Urgent Courses	48	354	13.6%	8.9%	8.9%
% of FP17s Relating to Free Repair or Replacements	0	354	0.0%	0.6%	0.7%
% of FP17s Relating to Continuations	0	354	0.0%	0.7%	0.9%
% of Patients satisfied with the dentistry they have received	7	7	N/A	94.1%	93.9%
% of Patients satisfied with the time they had to wait for an appointment	7	7	N/A	91.8%	88.4%

* This is based on patients treated on this contract for their most recent course of treatment. Figures in italics indicate the base number of FP17s or Patient Questionnaire responses are less than 100. N/A is shown where the base number of responses is less than 10 during the period. % is calculated as Quantity/Base number*100

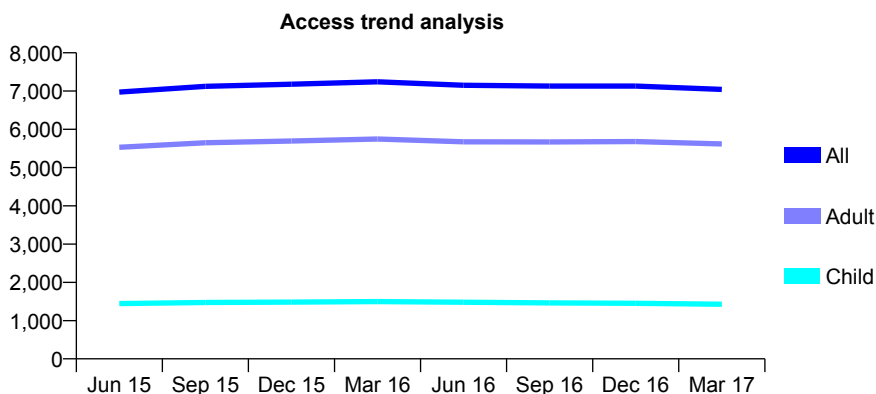
7A5 - Vital Signs At a Glance Contract Report for 688312/0001 - Year end March 2017

Name or company name	MR G BLINMAN
Contract type name	GDS Contract
Purpose of contract	General
Contract start date	01/10/2013
Contract end date	

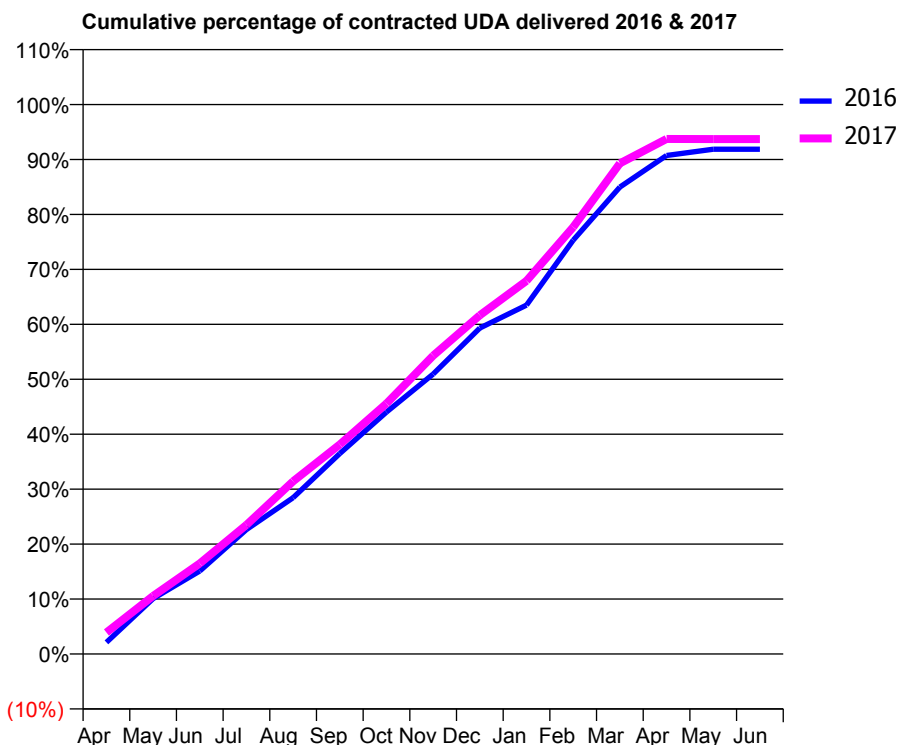
16/17 Contracted general activity (UDA)	24,138
Carry forward general activity (UDA)	0
16/17 Contracted orthodontic activity (UOA)	0
Carry forward orthodontic activity (UOA)	0
Baseline contract value	£585,479.57

ACCESS*

Patients seen in 24 months	Total	Change since previous quarter
Quarter ending March 2016	7,242	
Quarter ending June 2016	7,150	↓
Quarter ending September 2016	7,131	→
Quarter ending December 2016	7,132	→
Quarter ending March 2017	7,043	↓
Variance since March 2016	(2.7%)	↓



ACTIVITY



Month	Adjusted Scheduled Activity (UDA)	
	2016	2017
April	511	946
May	2,433	2,550
June	3,649	3,979
July	5,468	5,673
August	6,866	7,586
September	8,807	9,204
October	10,630	11,003
November	12,301	13,107
December	14,320	14,882
January	15,324	16,392
February	18,179	18,753
March	20,508	21,553
April	21,896	22,623
May	22,172	22,617
June	22,174	22,618

QUALITY

	Quantity	Base Number	Contract	LHB	Wales
% of FP17s for the same patient ID Re-attending within 3 months - Children	176	2,227	7.9%	7.2%	11.3%
% of FP17s for the same patient ID Re-attending within 3 months - Adults	1,127	8,990	12.5%	14.1%	16.7%
% of FP17s for the same patient ID Re-attending between 3 & 9 months - Children	1,272	2,227	57.1%	53.8%	58.0%
% of FP17s for the same patient ID Re-attending between 3 & 9 months - Adults	5,190	8,990	57.7%	51.1%	53.7%
% of FP17s for Band 1 Urgent Courses	768	10,931	7.0%	8.9%	8.9%
% of FP17s Relating to Free Repair or Replacements	109	10,931	1.0%	0.6%	0.7%
% of FP17s Relating to Continuations	58	10,931	0.5%	0.7%	0.9%
% of Patients satisfied with the dentistry they have received	52	55	94.5%	94.1%	93.9%
% of Patients satisfied with the time they had to wait for an appointment	52	55	94.5%	91.8%	88.4%

* This is based on patients treated on this contract for their most recent course of treatment. Figures in italics indicate the base number of FP17s or Patient Questionnaire responses are less than 100. N/A is shown where the base number of responses is less than 10 during the period. % is calculated as Quantity/Base number*100

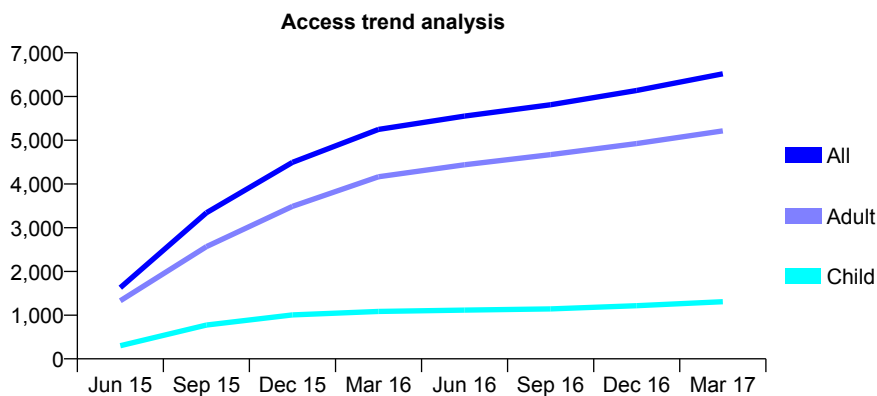
7A5 - Vital Signs At a Glance Contract Report for 741841/0003 - Year end March 2017

Name or company name	MRS S CHAUDHRY
Contract type name	GDS Contract
Purpose of contract	General
Contract start date	01/04/2015
Contract end date	

16/17 Contracted general activity (UDA)	20,646
Carry forward general activity (UDA)	0
16/17 Contracted orthodontic activity (UOA)	0
Carry forward orthodontic activity (UOA)	0
Baseline contract value	£475,121.77

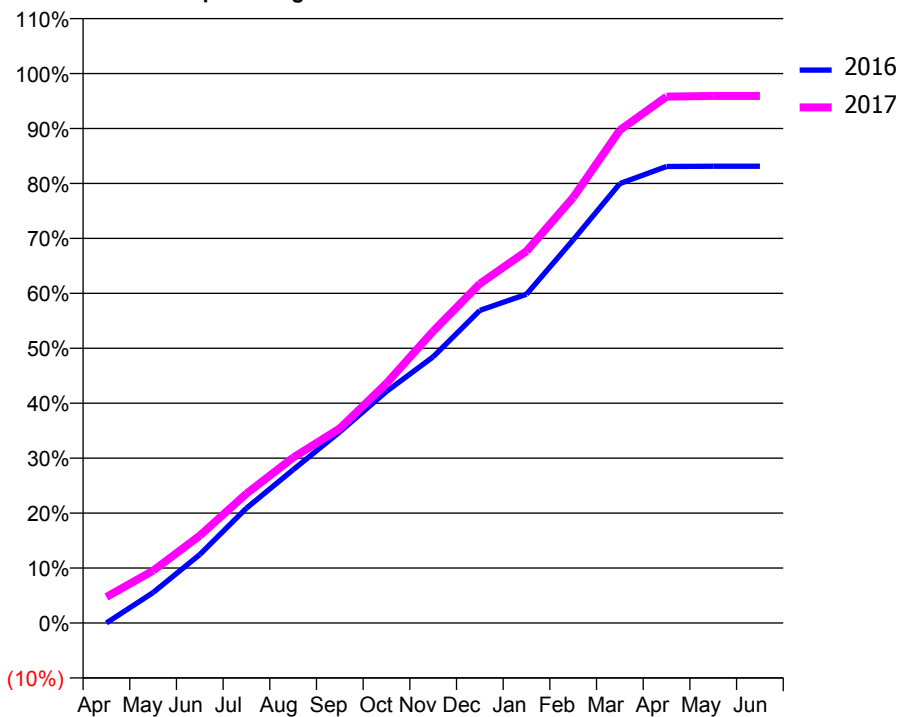
ACCESS*

Patients seen in 24 months	Total	Change since previous quarter
Quarter ending March 2016	5,247	
Quarter ending June 2016	5,553	↑
Quarter ending September 2016	5,813	↑
Quarter ending December 2016	6,137	↑
Quarter ending March 2017	6,520	↑
Variance since March 2016	24.3%	↑



ACTIVITY

Cumulative percentage of contracted UDA delivered 2016 & 2017



Month	Adjusted Scheduled Activity (UDA)	
	2016	2017
April	0	981
May	1,102	1,965
June	2,482	3,284
July	4,162	4,861
August	5,556	6,217
September	6,930	7,311
October	8,394	9,005
November	9,650	10,967
December	11,333	12,750
January	11,915	13,971
February	13,890	15,988
March	15,930	18,522
April	16,547	19,777
May	16,555	19,802
June	16,557	19,804

QUALITY

	Quantity	Base Number	Contract	LHB	Wales
% of FP17s for the same patient ID Re-attending within 3 months - Children	103	2,016	5.1%	7.2%	11.3%
% of FP17s for the same patient ID Re-attending within 3 months - Adults	698	7,456	9.4%	14.1%	16.7%
% of FP17s for the same patient ID Re-attending between 3 & 9 months - Children	1,143	2,016	56.7%	53.8%	58.0%
% of FP17s for the same patient ID Re-attending between 3 & 9 months - Adults	3,799	7,456	51.0%	51.1%	53.7%
% of FP17s for Band 1 Urgent Courses	406	9,569	4.2%	8.9%	8.9%
% of FP17s Relating to Free Repair or Replacements	23	9,569	0.2%	0.6%	0.7%
% of FP17s Relating to Continuations	46	9,569	0.5%	0.7%	0.9%
% of Patients satisfied with the dentistry they have received	38	40	95.0%	94.1%	93.9%
% of Patients satisfied with the time they had to wait for an appointment	38	40	95.0%	91.8%	88.4%

* This is based on patients treated on this contract for their most recent course of treatment. Figures in italics indicate the base number of FP17s or Patient Questionnaire responses are less than 100. N/A is shown where the base number of responses is less than 10 during the period. % is calculated as Quantity/Base number*100

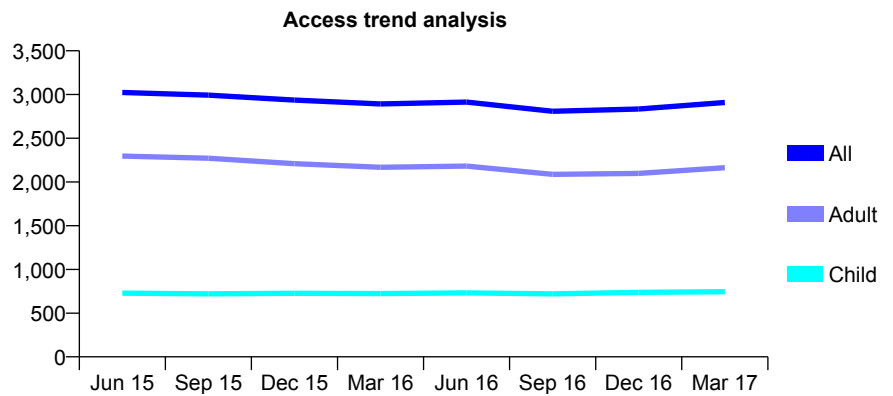
7A5 - Vital Signs At a Glance Contract Report for 767158/0001 - Year end March 2017

Name or company name	MR H WILDING
Contract type name	GDS Contract
Purpose of contract	General
Contract start date	01/04/2006
Contract end date	

16/17 Contracted general activity (UDA)	5,600
Carry forward general activity (UDA)	203
16/17 Contracted orthodontic activity (UOA)	0
Carry forward orthodontic activity (UOA)	0
Baseline contract value	£133,863.46

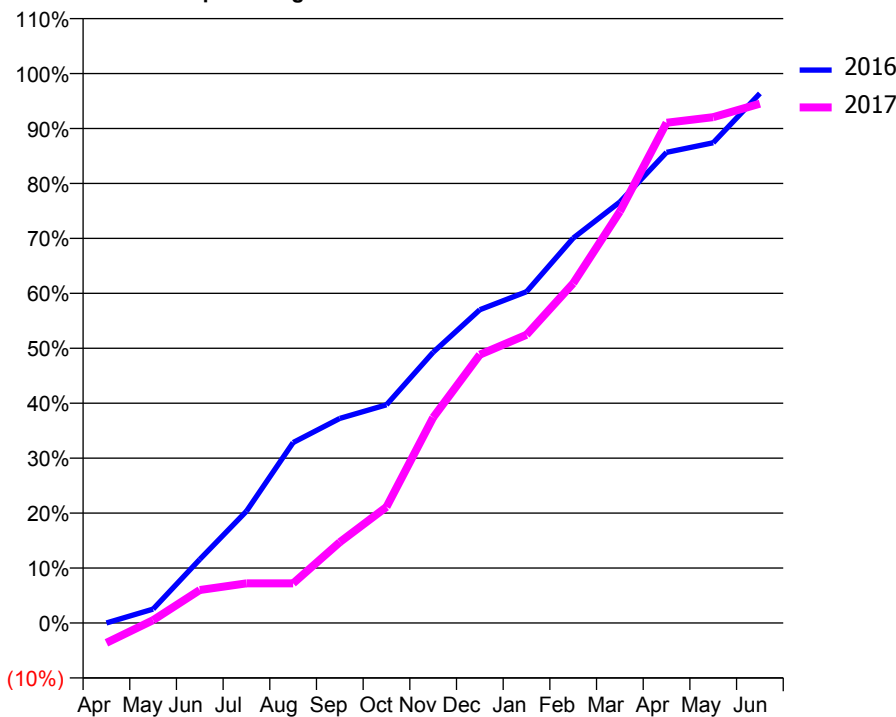
ACCESS*

Patients seen in 24 months	Total	Change since previous quarter
Quarter ending March 2016	2,892	
Quarter ending June 2016	2,913	→
Quarter ending September 2016	2,808	↓
Quarter ending December 2016	2,834	→
Quarter ending March 2017	2,909	↑
Variance since March 2016	0.6%	→



ACTIVITY

Cumulative percentage of contracted UDA delivered 2016 & 2017



Month	Adjusted Scheduled Activity (UDA)	
	2016	2017
April	0	-203
May	142	29
June	648	336
July	1,139	404
August	1,839	404
September	2,085	824
October	2,224	1,183
November	2,760	2,094
December	3,193	2,735
January	3,377	2,937
February	3,922	3,462
March	4,291	4,193
April	4,797	5,098
May	4,894	5,155
June	5,397	5,292

QUALITY

	Quantity	Base Number	Contract	LHB	Wales
% of FP17s for the same patient ID Re-attending within 3 months - Children	66	899	7.3%	7.2%	11.3%
% of FP17s for the same patient ID Re-attending within 3 months - Adults	210	2,303	9.1%	14.1%	16.7%
% of FP17s for the same patient ID Re-attending between 3 & 9 months - Children	422	899	46.9%	53.8%	58.0%
% of FP17s for the same patient ID Re-attending between 3 & 9 months - Adults	822	2,303	35.7%	51.1%	53.7%
% of FP17s for Band 1 Urgent Courses	185	3,108	6.0%	8.9%	8.9%
% of FP17s Relating to Free Repair or Replacements	20	3,108	0.6%	0.6%	0.7%
% of FP17s Relating to Continuations	20	3,108	0.6%	0.7%	0.9%
% of Patients satisfied with the dentistry they have received	23	26	88.5%	94.1%	93.9%
% of Patients satisfied with the time they had to wait for an appointment	20	26	76.9%	91.8%	88.4%

* This is based on patients treated on this contract for their most recent course of treatment. Figures in italics indicate the base number of FP17s or Patient Questionnaire responses are less than 100. N/A is shown where the base number of responses is less than 10 during the period. % is calculated as Quantity/Base number*100

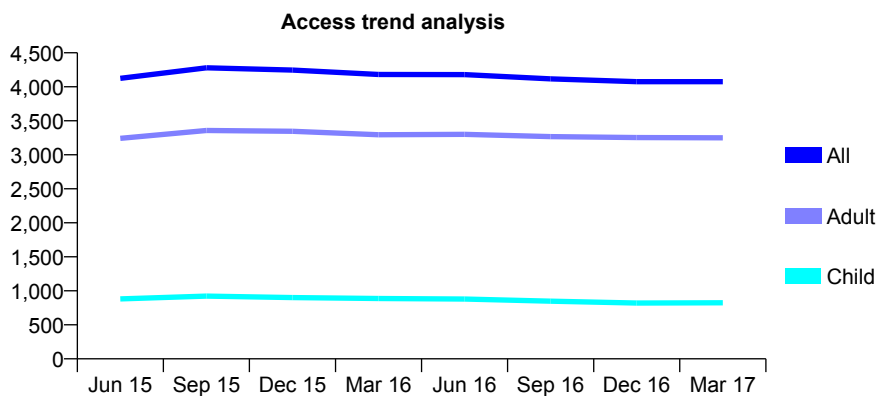
7A5 - Vital Signs At a Glance Contract Report for 830763/0005 - Year end March 2017

Name or company name	MR L ROBERTS
Contract type name	GDS Contract
Purpose of contract	General
Contract start date	01/10/2013
Contract end date	

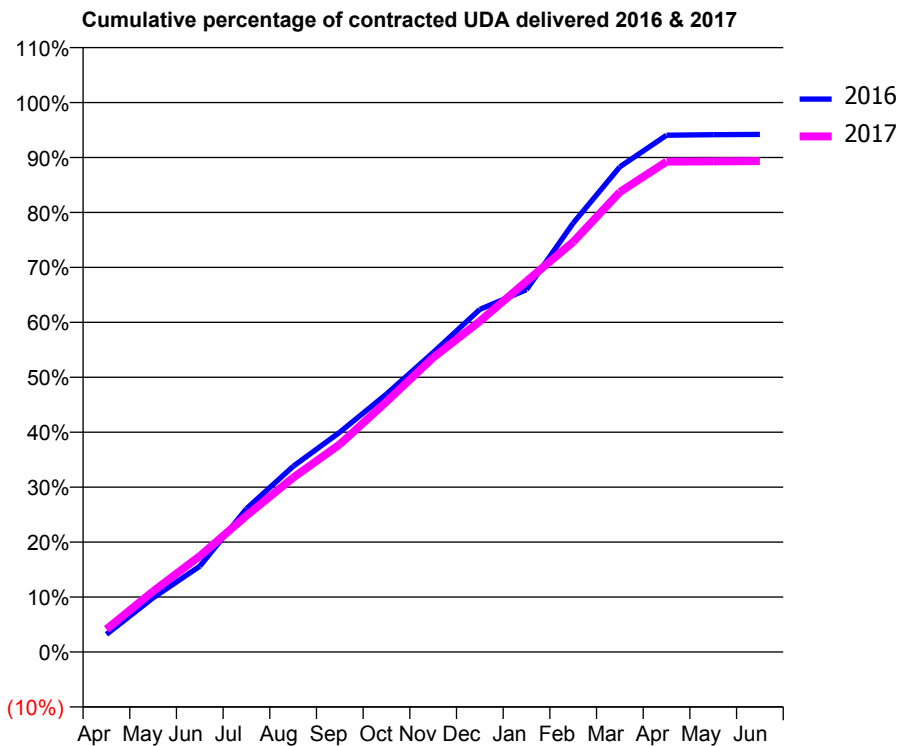
16/17 Contracted general activity (UDA)	13,800
Carry forward general activity (UDA)	0
16/17 Contracted orthodontic activity (UOA)	0
Carry forward orthodontic activity (UOA)	0
Baseline contract value	£329,192.78

ACCESS*

Patients seen in 24 months	Total	Change since previous quarter
Quarter ending March 2016	4,182	
Quarter ending June 2016	4,179	→
Quarter ending September 2016	4,117	↓
Quarter ending December 2016	4,075	↓
Quarter ending March 2017	4,075	→
Variance since March 2016	(2.6%)	↓



ACTIVITY



Month	Adjusted Scheduled Activity (UDA)	
	2016	2017
April	443	572
May	1,362	1,525
June	2,155	2,408
July	3,598	3,425
August	4,663	4,379
September	5,519	5,217
October	6,478	6,286
November	7,523	7,394
December	8,603	8,307
January	9,099	9,310
February	10,772	10,300
March	12,184	11,553
April	12,979	12,315
May	12,991	12,321
June	12,997	12,328

QUALITY

	Quantity	Base Number	Contract	LHB	Wales
% of FP17s for the same patient ID Re-attending within 3 months - Children	97	1,209	8.0%	7.2%	11.3%
% of FP17s for the same patient ID Re-attending within 3 months - Adults	676	4,923	13.7%	14.1%	16.7%
% of FP17s for the same patient ID Re-attending between 3 & 9 months - Children	660	1,209	54.6%	53.8%	58.0%
% of FP17s for the same patient ID Re-attending between 3 & 9 months - Adults	2,812	4,923	57.1%	51.1%	53.7%
% of FP17s for Band 1 Urgent Courses	237	6,166	3.8%	8.9%	8.9%
% of FP17s Relating to Free Repair or Replacements	92	6,166	1.5%	0.6%	0.7%
% of FP17s Relating to Continuations	60	6,166	1.0%	0.7%	0.9%
% of Patients satisfied with the dentistry they have received	24	27	88.9%	94.1%	93.9%
% of Patients satisfied with the time they had to wait for an appointment	25	27	92.6%	91.8%	88.4%

* This is based on patients treated on this contract for their most recent course of treatment. Figures in italics indicate the base number of FP17s or Patient Questionnaire responses are less than 100. N/A is shown where the base number of responses is less than 10 during the period. % is calculated as Quantity/Base number*100

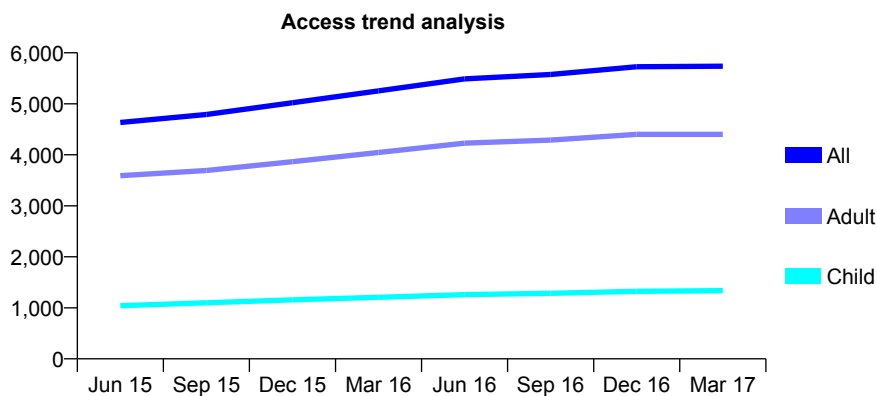
7A5 - Vital Signs At a Glance Contract Report for 885630/0001 - Year end March 2017

Name or company name	MRS P SOOD
Contract type name	GDS Contract
Purpose of contract	General
Contract start date	15/09/2013
Contract end date	

16/17 Contracted general activity (UDA)	19,889
Carry forward general activity (UDA)	-799
16/17 Contracted orthodontic activity (UOA)	0
Carry forward orthodontic activity (UOA)	0
Baseline contract value	£488,614.27

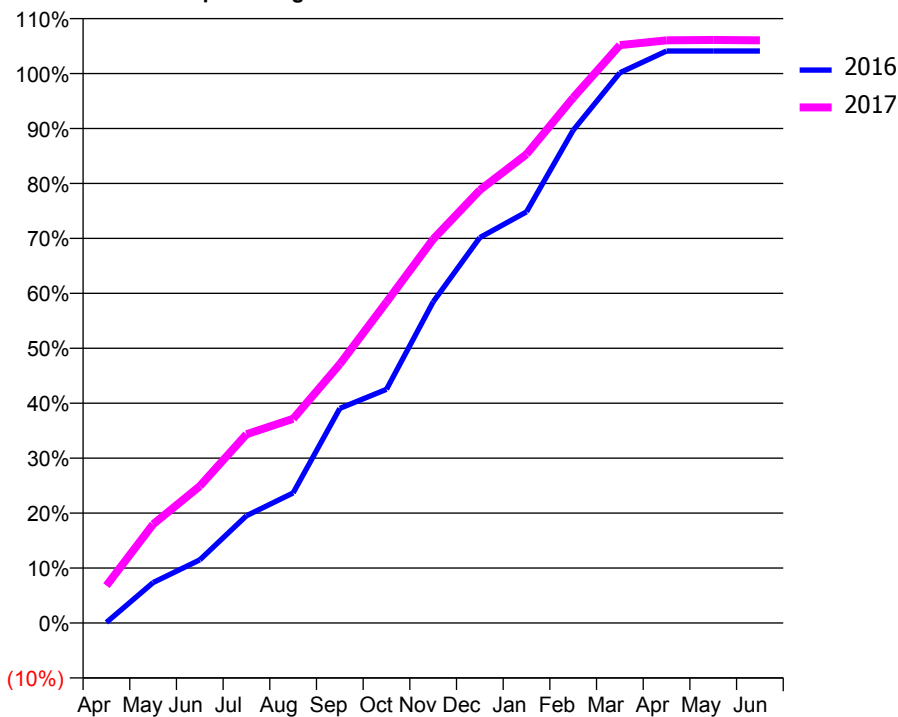
ACCESS*

Patients seen in 24 months	Total	Change since previous quarter
Quarter ending March 2016	5,253	
Quarter ending June 2016	5,490	↑
Quarter ending September 2016	5,575	→
Quarter ending December 2016	5,726	↑
Quarter ending March 2017	5,737	→
Variance since March 2016	9.2%	↑



ACTIVITY

Cumulative percentage of contracted UDA delivered 2016 & 2017



Month	Adjusted Scheduled Activity (UDA)	
	2016	2017
April	21	1,355
May	1,435	3,576
June	2,239	4,956
July	3,798	6,831
August	4,608	7,392
September	7,601	9,369
October	8,275	11,615
November	11,378	13,894
December	13,651	15,669
January	14,567	16,969
February	17,456	19,015
March	19,490	20,917
April	20,261	21,087
May	20,263	21,102
June	20,263	21,089

QUALITY

	Quantity	Base Number	Contract	LHB	Wales
% of FP17s for the same patient ID Re-attending within 3 months - Children	104	1,932	5.4%	7.2%	11.3%
% of FP17s for the same patient ID Re-attending within 3 months - Adults	636	6,161	10.3%	14.1%	16.7%
% of FP17s for the same patient ID Re-attending between 3 & 9 months - Children	1,127	1,932	58.3%	53.8%	58.0%
% of FP17s for the same patient ID Re-attending between 3 & 9 months - Adults	3,249	6,161	52.7%	51.1%	53.7%
% of FP17s for Band 1 Urgent Courses	376	8,047	4.7%	8.9%	8.9%
% of FP17s Relating to Free Repair or Replacements	60	8,047	0.7%	0.6%	0.7%
% of FP17s Relating to Continuations	37	8,047	0.5%	0.7%	0.9%
% of Patients satisfied with the dentistry they have received	31	34	91.2%	94.1%	93.9%
% of Patients satisfied with the time they had to wait for an appointment	31	34	91.2%	91.8%	88.4%

* This is based on patients treated on this contract for their most recent course of treatment. Figures in italics indicate the base number of FP17s or Patient Questionnaire responses are less than 100. N/A is shown where the base number of responses is less than 10 during the period. % is calculated as Quantity/Base number*100

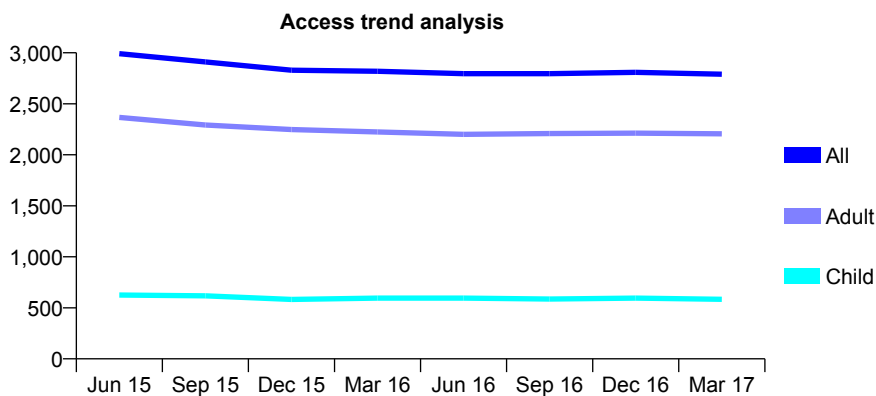
7A5 - Vital Signs At a Glance Contract Report for 925845/0001 - Year end March 2017

Name or company name	MR TM DIN
Contract type name	GDS Contract
Purpose of contract	General
Contract start date	01/04/2006
Contract end date	

16/17 Contracted general activity (UDA)	7,558
Carry forward general activity (UDA)	-265
16/17 Contracted orthodontic activity (UOA)	0
Carry forward orthodontic activity (UOA)	0
Baseline contract value	£180,088.53

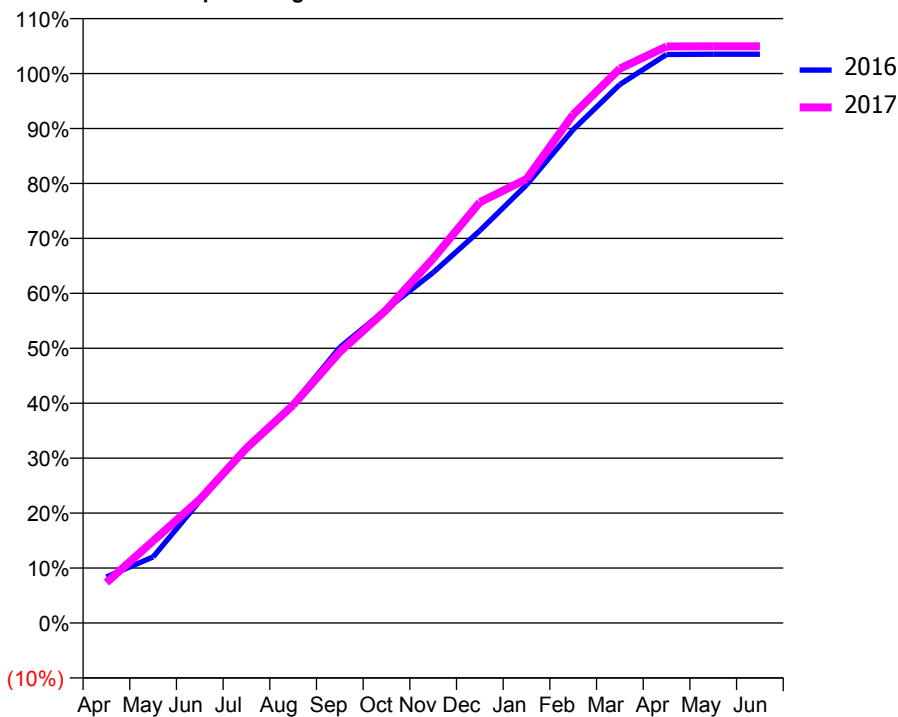
ACCESS*

Patients seen in 24 months	Total	Change since previous quarter
Quarter ending March 2016	2,819	
Quarter ending June 2016	2,795	→
Quarter ending September 2016	2,795	→
Quarter ending December 2016	2,808	→
Quarter ending March 2017	2,790	→
Variance since March 2016	(1.0%)	↓



ACTIVITY

Cumulative percentage of contracted UDA delivered 2016 & 2017



Month	Adjusted Scheduled Activity (UDA)	
	2016	2017
April	634	556
May	909	1,130
June	1,679	1,701
July	2,419	2,405
August	3,008	2,997
September	3,793	3,727
October	4,319	4,309
November	4,821	5,013
December	5,397	5,787
January	6,025	6,107
February	6,786	6,994
March	7,407	7,626
April	7,820	7,930
May	7,823	7,932
June	7,823	7,932

QUALITY

	Quantity	Base Number	Contract	LHB	Wales
% of FP17s for the same patient ID Re-attending within 3 months - Children	16	905	1.8%	7.2%	11.3%
% of FP17s for the same patient ID Re-attending within 3 months - Adults	282	3,142	9.0%	14.1%	16.7%
% of FP17s for the same patient ID Re-attending between 3 & 9 months - Children	618	905	68.3%	53.8%	58.0%
% of FP17s for the same patient ID Re-attending between 3 & 9 months - Adults	1,606	3,142	51.1%	51.1%	53.7%
% of FP17s for Band 1 Urgent Courses	176	4,006	4.4%	8.9%	8.9%
% of FP17s Relating to Free Repair or Replacements	21	4,006	0.5%	0.6%	0.7%
% of FP17s Relating to Continuations	30	4,006	0.7%	0.7%	0.9%
% of Patients satisfied with the dentistry they have received	47	49	95.9%	94.1%	93.9%
% of Patients satisfied with the time they had to wait for an appointment	41	49	83.7%	91.8%	88.4%

* This is based on patients treated on this contract for their most recent course of treatment. Figures in italics indicate the base number of FP17s or Patient Questionnaire responses are less than 100. N/A is shown where the base number of responses is less than 10 during the period. % is calculated as Quantity/Base number*100

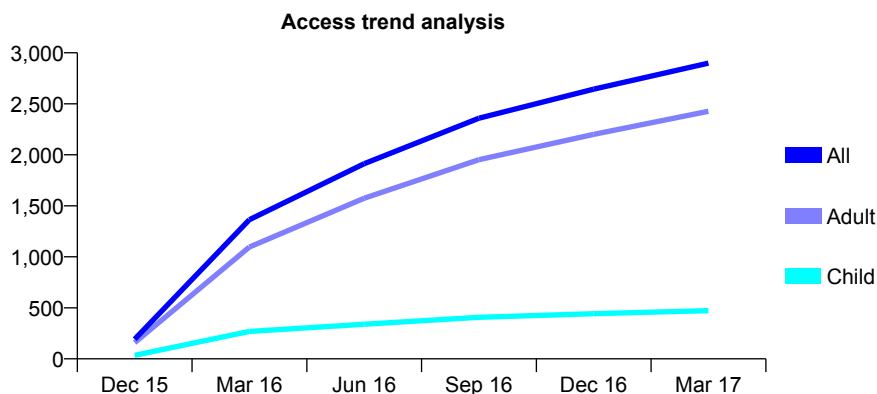
7A5 - Vital Signs At a Glance Contract Report for 976245/0001 - Year end March 2017

Name or company name	MR PJ JONES
Contract type name	GDS Contract
Purpose of contract	General
Contract start date	16/11/2015
Contract end date	

16/17 Contracted general activity (UDA)	9,665
Carry forward general activity (UDA)	-21
16/17 Contracted orthodontic activity (UOA)	0
Carry forward orthodontic activity (UOA)	0
Baseline contract value	£246,469.36

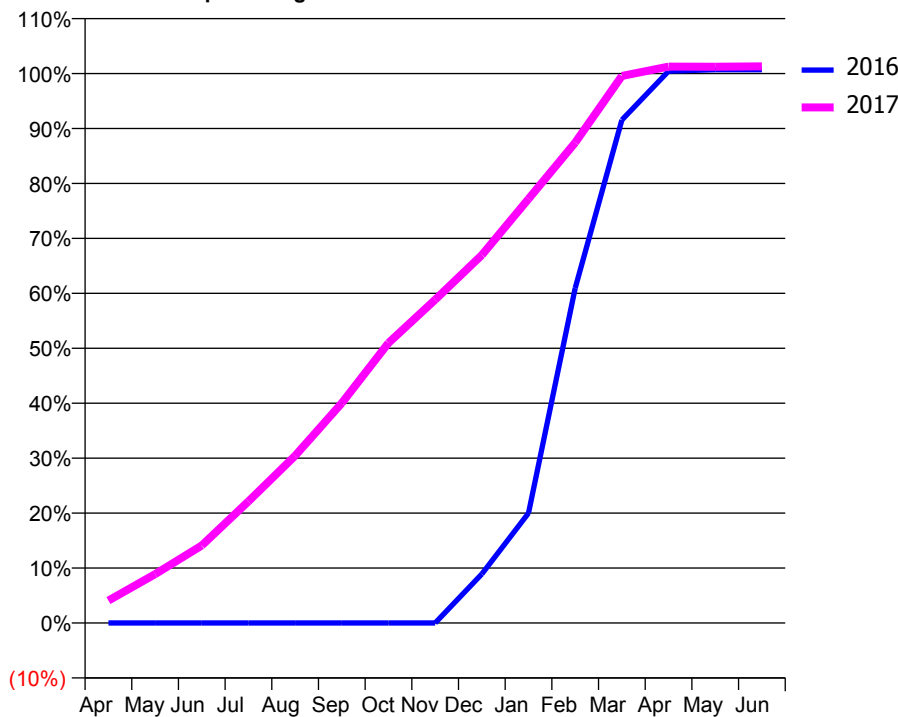
ACCESS*

Patients seen in 24 months	Total	Change since previous quarter
Quarter ending March 2016	1,364	
Quarter ending June 2016	1,913	↑
Quarter ending September 2016	2,359	↑
Quarter ending December 2016	2,644	↑
Quarter ending March 2017	2,899	↑
Variance since March 2016	112.5%	↑



ACTIVITY

Cumulative percentage of contracted UDA delivered 2016 & 2017



Month	Adjusted Scheduled Activity (UDA)	
	2016	2017
April	0	396
May	0	860
June	0	1,365
July	0	2,141
August	0	2,942
September	0	3,868
October	0	4,928
November	0	5,686
December	267	6,471
January	601	7,459
February	1,828	8,449
March	2,747	9,622
April	3,013	9,786
May	3,021	9,783
June	3,021	9,790

QUALITY

	Quantity	Base Number	Contract	LHB	Wales
% of FP17s for the same patient ID Re-attending within 3 months - Children	45	744	6.0%	7.2%	11.3%
% of FP17s for the same patient ID Re-attending within 3 months - Adults	282	3,797	7.4%	14.1%	16.7%
% of FP17s for the same patient ID Re-attending between 3 & 9 months - Children	348	744	46.8%	53.8%	58.0%
% of FP17s for the same patient ID Re-attending between 3 & 9 months - Adults	1,767	3,797	46.5%	51.1%	53.7%
% of FP17s for Band 1 Urgent Courses	231	4,474	5.2%	8.9%	8.9%
% of FP17s Relating to Free Repair or Replacements	23	4,474	0.5%	0.6%	0.7%
% of FP17s Relating to Continuations	5	4,474	0.1%	0.7%	0.9%
% of Patients satisfied with the dentistry they have received	32	32	100.0%	94.1%	93.9%
% of Patients satisfied with the time they had to wait for an appointment	31	32	96.9%	91.8%	88.4%

* This is based on patients treated on this contract for their most recent course of treatment. Figures in italics indicate the base number of FP17s or Patient Questionnaire responses are less than 100. N/A is shown where the base number of responses is less than 10 during the period. % is calculated as Quantity/Base number*100

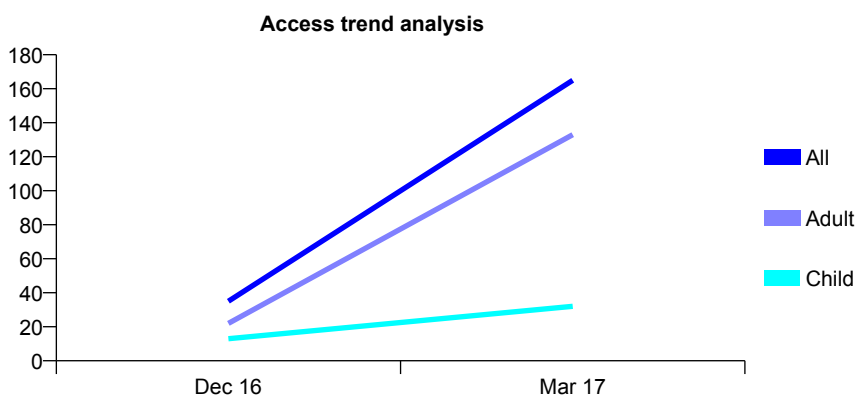
7A6 - Vital Signs At a Glance Contract Report for 100241/0000 - Year end March 2017

Name or company name	Blackwood Dental Centre.
Contract type name	PDS Contract
Purpose of contract	General
Contract start date	01/12/2016
Contract end date	31/03/2017

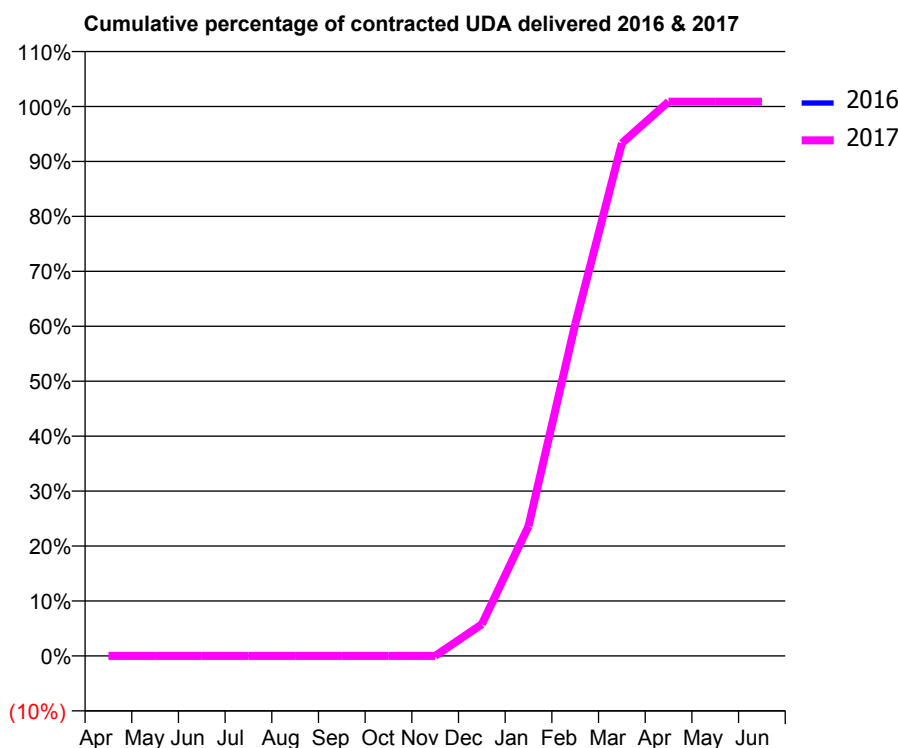
16/17 Contracted general activity (UDA)	650
Carry forward general activity (UDA)	0
16/17 Contracted orthodontic activity (UOA)	0
Carry forward orthodontic activity (UOA)	0
Baseline contract value	£15,164.50

ACCESS*

Patients seen in 24 months	Total	Change since previous quarter
Quarter ending March 2016	0	
Quarter ending June 2016	0	
Quarter ending September 2016	0	
Quarter ending December 2016	35	↑
Quarter ending March 2017	165	↑
Variance since March 2016	N/A	



ACTIVITY



Month	Adjusted Scheduled Activity (UDA)	
	2016	2017
April	0	0
May	0	0
June	0	0
July	0	0
August	0	0
September	0	0
October	0	0
November	0	0
December	0	37
January	0	154
February	0	393
March	0	607
April	0	656
May	0	656
June	0	656

QUALITY

	Quantity	Base Number	Contract	LHB	Wales
% of FP17s for the same patient ID Re-attending within 3 months - Children	0	33	0.0%	8.9%	11.3%
% of FP17s for the same patient ID Re-attending within 3 months - Adults	4	149	2.7%	15.8%	16.7%
% of FP17s for the same patient ID Re-attending between 3 & 9 months - Children	0	33	0.0%	57.0%	58.0%
% of FP17s for the same patient ID Re-attending between 3 & 9 months - Adults	0	149	0.0%	53.2%	53.7%
% of FP17s for Band 1 Urgent Courses	3	187	1.6%	9.4%	8.9%
% of FP17s Relating to Free Repair or Replacements	0	187	0.0%	0.8%	0.7%
% of FP17s Relating to Continuations	4	187	2.1%	0.9%	0.9%
% of Patients satisfied with the dentistry they have received	0	0	N/A	93.1%	93.9%
% of Patients satisfied with the time they had to wait for an appointment	0	0	N/A	85.8%	88.4%

* This is based on patients treated on this contract for their most recent course of treatment. Figures in italics indicate the base number of FP17s or Patient Questionnaire responses are less than 100. N/A is shown where the base number of responses is less than 10 during the period. % is calculated as Quantity/Base number*100

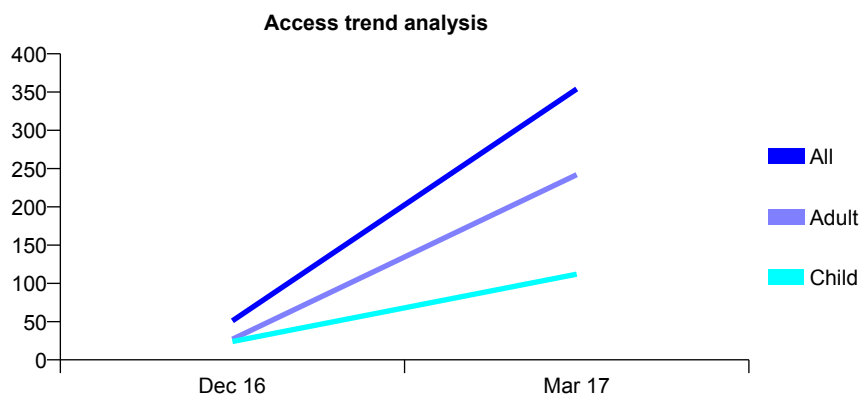
7A6 - Vital Signs At a Glance Contract Report for 100242/0000 - Year end March 2017

Name or company name	Mr C Hall
Contract type name	PDS Contract
Purpose of contract	General
Contract start date	01/12/2016
Contract end date	31/03/2017

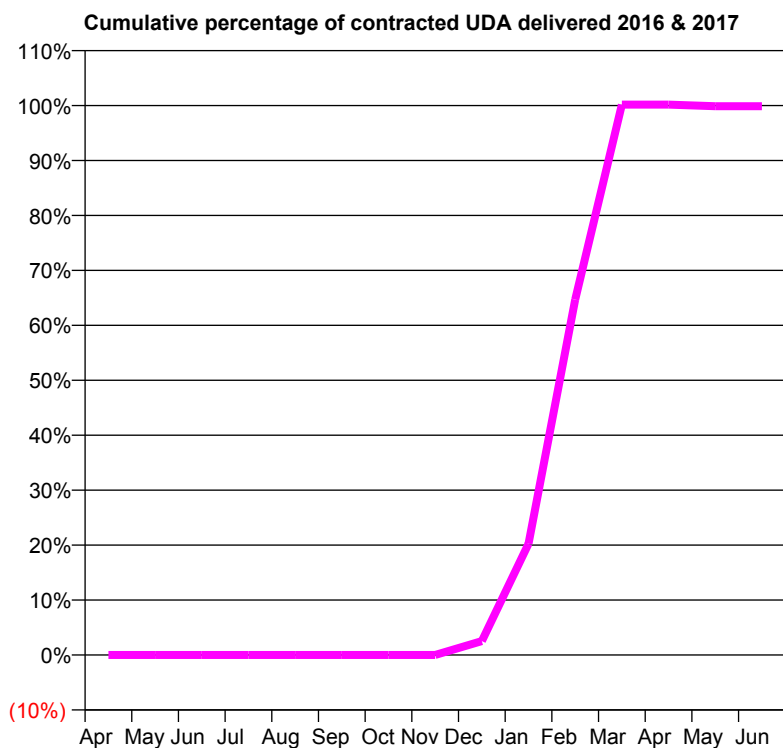
16/17 Contracted general activity (UDA)	1,034
Carry forward general activity (UDA)	0
16/17 Contracted orthodontic activity (UOA)	0
Carry forward orthodontic activity (UOA)	0
Baseline contract value	£24,123.22

ACCESS*

Patients seen in 24 months	Total	Change since previous quarter
Quarter ending March 2016	0	
Quarter ending June 2016	0	
Quarter ending September 2016	0	
Quarter ending December 2016	51	↑
Quarter ending March 2017	354	↑
Variance since March 2016	N/A	



ACTIVITY



Month	Adjusted Scheduled Activity (UDA)	
	2016	2017
April	0	0
May	0	0
June	0	0
July	0	0
August	0	0
September	0	0
October	0	0
November	0	0
December	0	26
January	0	209
February	0	669
March	0	1,036
April	0	1,036
May	0	1,033
June	0	1,033

QUALITY

	Quantity	Base Number	Contract	LHB	Wales
% of FP17s for the same patient ID Re-attending within 3 months - Children	0	117	0.0%	8.9%	11.3%
% of FP17s for the same patient ID Re-attending within 3 months - Adults	1	257	0.4%	15.8%	16.7%
% of FP17s for the same patient ID Re-attending between 3 & 9 months - Children	0	117	0.0%	57.0%	58.0%
% of FP17s for the same patient ID Re-attending between 3 & 9 months - Adults	0	257	0.0%	53.2%	53.7%
% of FP17s for Band 1 Urgent Courses	23	373	6.2%	9.4%	8.9%
% of FP17s Relating to Free Repair or Replacements	0	373	0.0%	0.8%	0.7%
% of FP17s Relating to Continuations	0	373	0.0%	0.9%	0.9%
% of Patients satisfied with the dentistry they have received	0	0	N/A	93.1%	93.9%
% of Patients satisfied with the time they had to wait for an appointment	0	0	N/A	85.8%	88.4%

* This is based on patients treated on this contract for their most recent course of treatment. Figures in italics indicate the base number of FP17s or Patient Questionnaire responses are less than 100. N/A is shown where the base number of responses is less than 10 during the period. % is calculated as Quantity/Base number*100

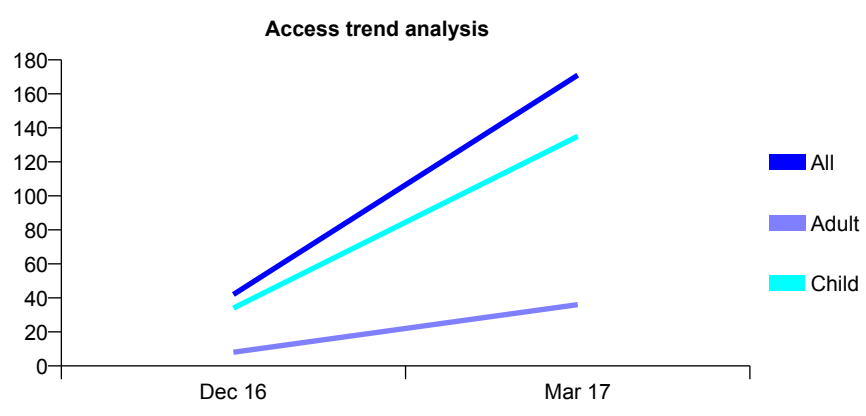
7A6 - Vital Signs At a Glance Contract Report for 100243/0000 - Year end March 2017

Name or company name	L Smart
Contract type name	PDS Contract
Purpose of contract	General
Contract start date	01/12/2016
Contract end date	31/03/2017

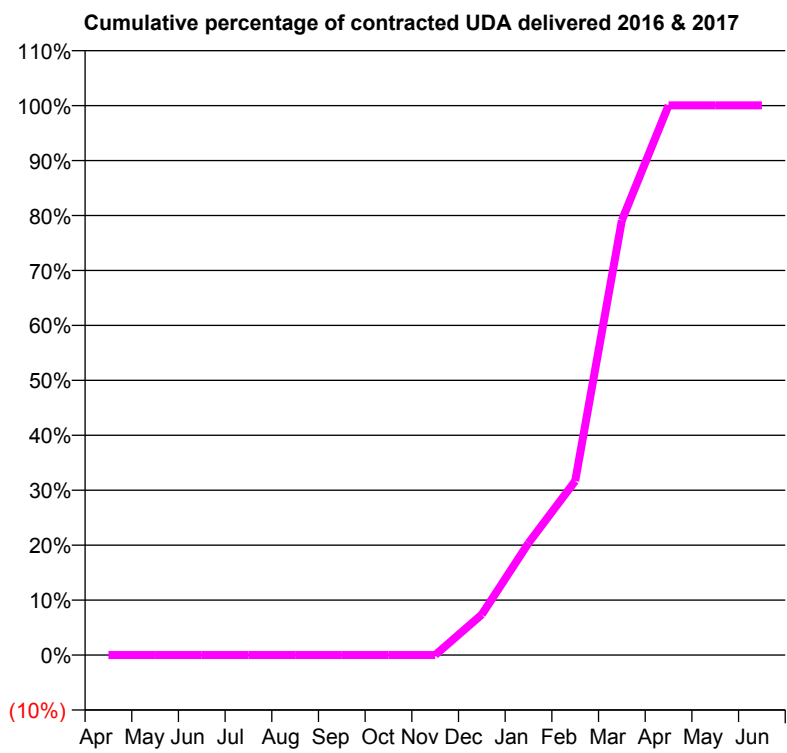
16/17 Contracted general activity (UDA)	392
Carry forward general activity (UDA)	0
16/17 Contracted orthodontic activity (UOA)	0
Carry forward orthodontic activity (UOA)	0
Baseline contract value	£9,145.36

ACCESS*

Patients seen in 24 months	Total	Change since previous quarter
Quarter ending March 2016	0	
Quarter ending June 2016	0	
Quarter ending September 2016	0	
Quarter ending December 2016	42	↑
Quarter ending March 2017	171	↑
Variance since March 2016	N/A	



ACTIVITY



Month	Adjusted Scheduled Activity (UDA)	
	2016	2017
April	0	0
May	0	0
June	0	0
July	0	0
August	0	0
September	0	0
October	0	0
November	0	0
December	0	29
January	0	80
February	0	124
March	0	310
April	0	392
May	0	392
June	0	392

QUALITY

	Quantity	Base Number	Contract	LHB	Wales
% of FP17s for the same patient ID Re-attending within 3 months - Children	0	119	0.0%	8.9%	11.3%
% of FP17s for the same patient ID Re-attending within 3 months - Adults	0	30	0.0%	15.8%	16.7%
% of FP17s for the same patient ID Re-attending between 3 & 9 months - Children	0	119	0.0%	57.0%	58.0%
% of FP17s for the same patient ID Re-attending between 3 & 9 months - Adults	0	30	0.0%	53.2%	53.7%
% of FP17s for Band 1 Urgent Courses	1	182	0.5%	9.4%	8.9%
% of FP17s Relating to Free Repair or Replacements	0	182	0.0%	0.8%	0.7%
% of FP17s Relating to Continuations	0	182	0.0%	0.9%	0.9%
% of Patients satisfied with the dentistry they have received	0	0	N/A	93.1%	93.9%
% of Patients satisfied with the time they had to wait for an appointment	0	0	N/A	85.8%	88.4%

* This is based on patients treated on this contract for their most recent course of treatment. Figures in italics indicate the base number of FP17s or Patient Questionnaire responses are less than 100. N/A is shown where the base number of responses is less than 10 during the period. % is calculated as Quantity/Base number*100

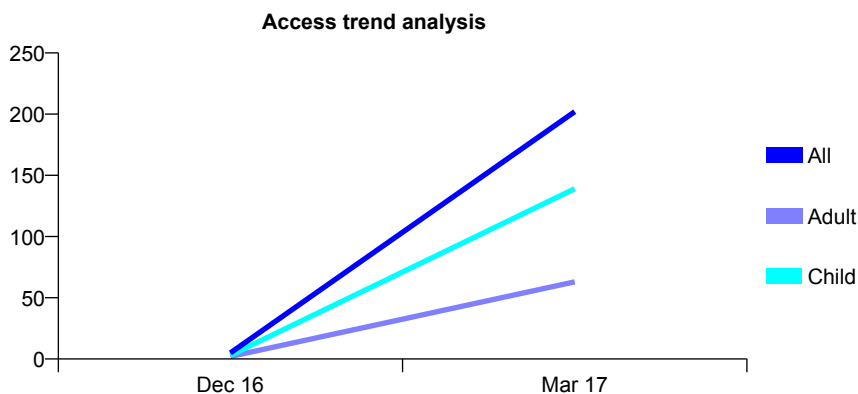
7A6 - Vital Signs At a Glance Contract Report for 100244/0000 - Year end March 2017

Name or company name	Skyrunner Limited
Contract type name	PDS Contract
Purpose of contract	General
Contract start date	01/12/2016
Contract end date	31/05/2017

16/17 Contracted general activity (UDA)	500
Carry forward general activity (UDA)	0
16/17 Contracted orthodontic activity (UOA)	0
Carry forward orthodontic activity (UOA)	0
Baseline contract value	£11,665.00

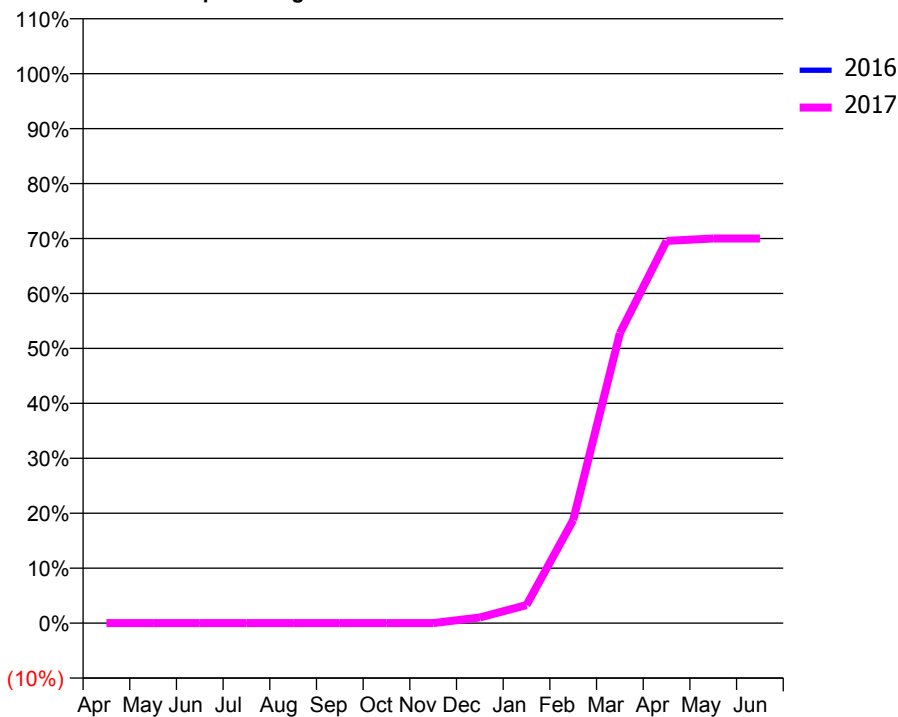
ACCESS*

Patients seen in 24 months	Total	Change since previous quarter
Quarter ending March 2016	0	
Quarter ending June 2016	0	
Quarter ending September 2016	0	
Quarter ending December 2016	5	↑
Quarter ending March 2017	202	↑
Variance since March 2016	N/A	



ACTIVITY

Cumulative percentage of contracted UDA delivered 2016 & 2017



Month	Adjusted Scheduled Activity (UDA)	
	2016	2017
April	0	0
May	0	0
June	0	0
July	0	0
August	0	0
September	0	0
October	0	0
November	0	0
December	0	5
January	0	16
February	0	94
March	0	264
April	0	348
May	0	350
June	0	350

QUALITY

	Quantity	Base Number	Contract	LHB	Wales
% of FP17s for the same patient ID Re-attending within 3 months - Children	1	122	0.8%	8.9%	11.3%
% of FP17s for the same patient ID Re-attending within 3 months - Adults	1	53	1.9%	15.8%	16.7%
% of FP17s for the same patient ID Re-attending between 3 & 9 months - Children	0	122	0.0%	57.0%	58.0%
% of FP17s for the same patient ID Re-attending between 3 & 9 months - Adults	0	53	0.0%	53.2%	53.7%
% of FP17s for Band 1 Urgent Courses	10	227	4.4%	9.4%	8.9%
% of FP17s Relating to Free Repair or Replacements	0	227	0.0%	0.8%	0.7%
% of FP17s Relating to Continuations	0	227	0.0%	0.9%	0.9%
% of Patients satisfied with the dentistry they have received	0	0	N/A	93.1%	93.9%
% of Patients satisfied with the time they had to wait for an appointment	0	0	N/A	85.8%	88.4%

* This is based on patients treated on this contract for their most recent course of treatment. Figures in italics indicate the base number of FP17s or Patient Questionnaire responses are less than 100. N/A is shown where the base number of responses is less than 10 during the period. % is calculated as Quantity/Base number*100

7A6 - Vital Signs At a Glance Contract Report for 100245/0000 - Year end March 2017

Name or company name	MR DJ SRIVASTAVA
Contract type name	PDS Contract
Purpose of contract	General
Contract start date	01/12/2016
Contract end date	31/03/2017

16/17 Contracted general activity (UDA)	250
Carry forward general activity (UDA)	0
16/17 Contracted orthodontic activity (UOA)	0
Carry forward orthodontic activity (UOA)	0
Baseline contract value	£5,832.50

ACCESS*

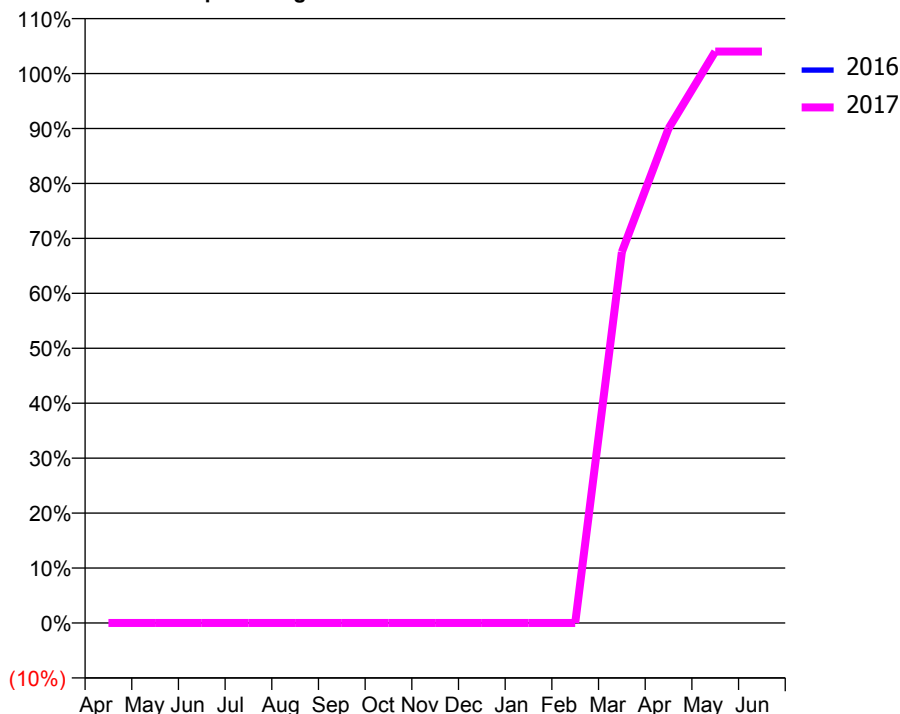
Patients seen in 24 months	Total	Change since previous quarter
Quarter ending March 2016	0	
Quarter ending June 2016	0	
Quarter ending September 2016	0	
Quarter ending December 2016	0	
Quarter ending March 2017	111	
Variance since March 2016	N/A	

Access trend analysis



ACTIVITY

Cumulative percentage of contracted UDA delivered 2016 & 2017



Month	Adjusted Scheduled Activity (UDA)	
	2016	2017
April	0	0
May	0	0
June	0	0
July	0	0
August	0	0
September	0	0
October	0	0
November	0	0
December	0	0
January	0	0
February	0	0
March	0	169
April	0	225
May	0	260
June	0	260

QUALITY

	Quantity	Base Number	Contract	LHB	Wales
% of FP17s for the same patient ID Re-attending within 3 months - Children	0	14	0.0%	8.9%	11.3%
% of FP17s for the same patient ID Re-attending within 3 months - Adults	0	74	0.0%	15.8%	16.7%
% of FP17s for the same patient ID Re-attending between 3 & 9 months - Children	0	14	0.0%	57.0%	58.0%
% of FP17s for the same patient ID Re-attending between 3 & 9 months - Adults	0	74	0.0%	53.2%	53.7%
% of FP17s for Band 1 Urgent Courses	5	135	3.7%	9.4%	8.9%
% of FP17s Relating to Free Repair or Replacements	0	135	0.0%	0.8%	0.7%
% of FP17s Relating to Continuations	0	135	0.0%	0.9%	0.9%
% of Patients satisfied with the dentistry they have received	0	0	N/A	93.1%	93.9%
% of Patients satisfied with the time they had to wait for an appointment	0	0	N/A	85.8%	88.4%

* This is based on patients treated on this contract for their most recent course of treatment. Figures in italics indicate the base number of FP17s or Patient Questionnaire responses are less than 100. N/A is shown where the base number of responses is less than 10 during the period. % is calculated as Quantity/Base number*100

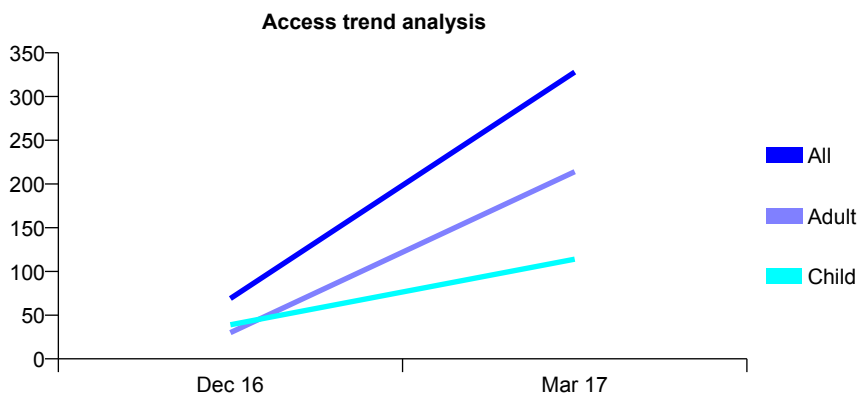
7A6 - Vital Signs At a Glance Contract Report for 100246/0000 - Year end March 2017

Name or company name	Grove Surgery Ltd
Contract type name	PDS Contract
Purpose of contract	General
Contract start date	01/12/2016
Contract end date	31/03/2017

16/17 Contracted general activity (UDA)	800
Carry forward general activity (UDA)	0
16/17 Contracted orthodontic activity (UOA)	0
Carry forward orthodontic activity (UOA)	0
Baseline contract value	£18,664.00

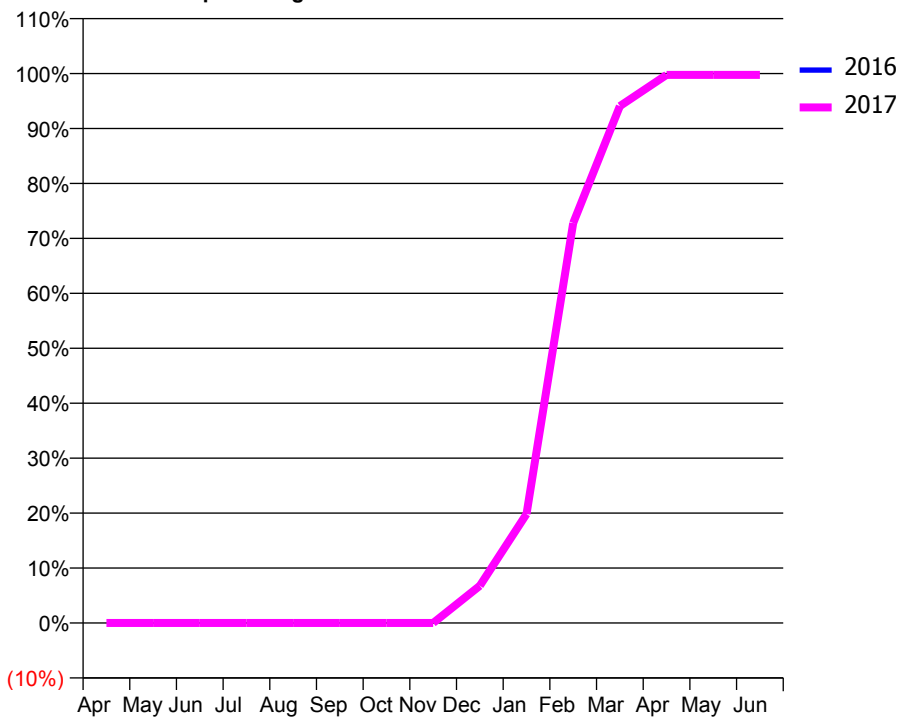
ACCESS*

Patients seen in 24 months	Total	Change since previous quarter
Quarter ending March 2016	0	
Quarter ending June 2016	0	
Quarter ending September 2016	0	
Quarter ending December 2016	69	↑
Quarter ending March 2017	328	↑
Variance since March 2016	N/A	



ACTIVITY

Cumulative percentage of contracted UDA delivered 2016 & 2017



Month	Adjusted Scheduled Activity (UDA)	
	2016	2017
April	0	0
May	0	0
June	0	0
July	0	0
August	0	0
September	0	0
October	0	0
November	0	0
December	0	54
January	0	159
February	0	582
March	0	753
April	0	798
May	0	798
June	0	798

QUALITY

	Quantity	Base Number	Contract	LHB	Wales
% of FP17s for the same patient ID Re-attending within 3 months - Children	0	121	0.0%	8.9%	11.3%
% of FP17s for the same patient ID Re-attending within 3 months - Adults	13	230	5.7%	15.8%	16.7%
% of FP17s for the same patient ID Re-attending between 3 & 9 months - Children	0	121	0.0%	57.0%	58.0%
% of FP17s for the same patient ID Re-attending between 3 & 9 months - Adults	0	230	0.0%	53.2%	53.7%
% of FP17s for Band 1 Urgent Courses	55	371	14.8%	9.4%	8.9%
% of FP17s Relating to Free Repair or Replacements	1	371	0.3%	0.8%	0.7%
% of FP17s Relating to Continuations	2	371	0.5%	0.9%	0.9%
% of Patients satisfied with the dentistry they have received	0	0	N/A	93.1%	93.9%
% of Patients satisfied with the time they had to wait for an appointment	0	0	N/A	85.8%	88.4%

* This is based on patients treated on this contract for their most recent course of treatment. Figures in italics indicate the base number of FP17s or Patient Questionnaire responses are less than 100. N/A is shown where the base number of responses is less than 10 during the period. % is calculated as Quantity/Base number*100

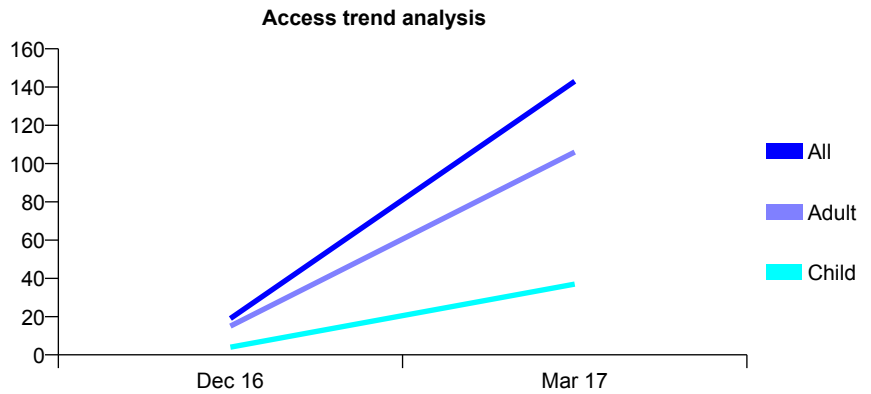
7A6 - Vital Signs At a Glance Contract Report for 100247/0000 - Year end March 2017

Name or company name	Thomas and Stroud Dental Surgery
Contract type name	PDS Contract
Purpose of contract	General
Contract start date	01/12/2016
Contract end date	31/03/2017

16/17 Contracted general activity (UDA)	350
Carry forward general activity (UDA)	0
16/17 Contracted orthodontic activity (UOA)	0
Carry forward orthodontic activity (UOA)	0
Baseline contract value	£8,165.50

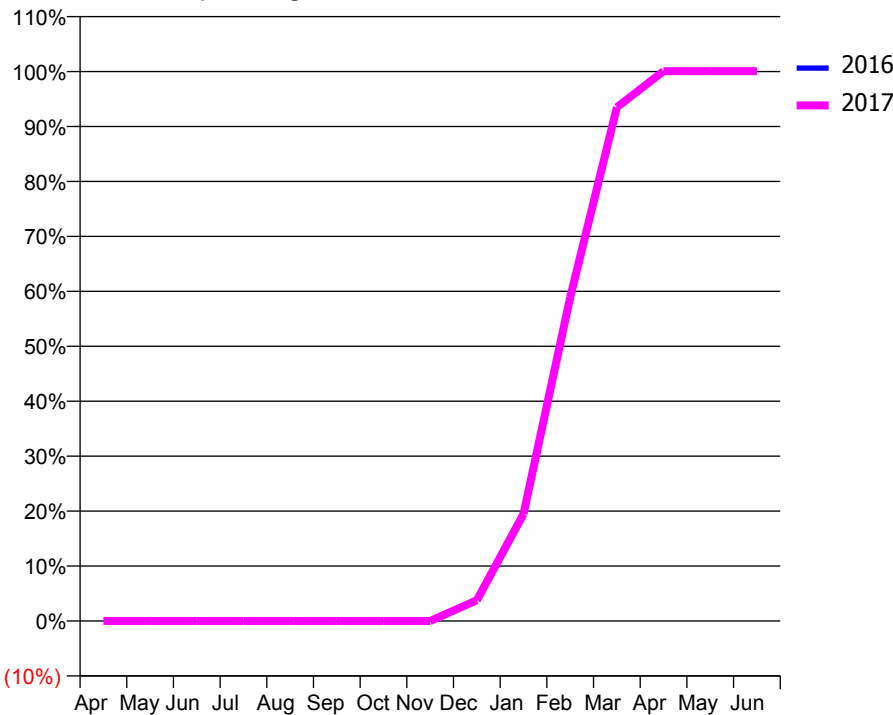
ACCESS*

Patients seen in 24 months	Total	Change since previous quarter
Quarter ending March 2016	0	
Quarter ending June 2016	0	
Quarter ending September 2016	0	
Quarter ending December 2016	19	↑
Quarter ending March 2017	143	↑
Variance since March 2016	N/A	



ACTIVITY

Cumulative percentage of contracted UDA delivered 2016 & 2017



Month	Adjusted Scheduled Activity (UDA)	
	2016	2017
April	0	0
May	0	0
June	0	0
July	0	0
August	0	0
September	0	0
October	0	0
November	0	0
December	0	13
January	0	68
February	0	206
March	0	327
April	0	350
May	0	350
June	0	350

QUALITY

	Quantity	Base Number	Contract	LHB	Wales
% of FP17s for the same patient ID Re-attending within 3 months - Children	0	38	0.0%	8.9%	11.3%
% of FP17s for the same patient ID Re-attending within 3 months - Adults	0	109	0.0%	15.8%	16.7%
% of FP17s for the same patient ID Re-attending between 3 & 9 months - Children	0	38	0.0%	57.0%	58.0%
% of FP17s for the same patient ID Re-attending between 3 & 9 months - Adults	0	109	0.0%	53.2%	53.7%
% of FP17s for Band 1 Urgent Courses	1	148	0.7%	9.4%	8.9%
% of FP17s Relating to Free Repair or Replacements	0	148	0.0%	0.8%	0.7%
% of FP17s Relating to Continuations	0	148	0.0%	0.9%	0.9%
% of Patients satisfied with the dentistry they have received	0	0	N/A	93.1%	93.9%
% of Patients satisfied with the time they had to wait for an appointment	0	0	N/A	85.8%	88.4%

* This is based on patients treated on this contract for their most recent course of treatment. Figures in italics indicate the base number of FP17s or Patient Questionnaire responses are less than 100. N/A is shown where the base number of responses is less than 10 during the period. % is calculated as Quantity/Base number*100

7A6 - Vital Signs At a Glance Contract Report for 100248/0000 - Year end March 2017


Name or company name	Harj Consultancy Ltd
Contract type name	PDS Contract
Purpose of contract	General
Contract start date	01/12/2016
Contract end date	31/03/2017

16/17 Contracted general activity (UDA)	550
Carry forward general activity (UDA)	0
16/17 Contracted orthodontic activity (UOA)	0
Carry forward orthodontic activity (UOA)	0
Baseline contract value	£12,831.50

ACCESS*

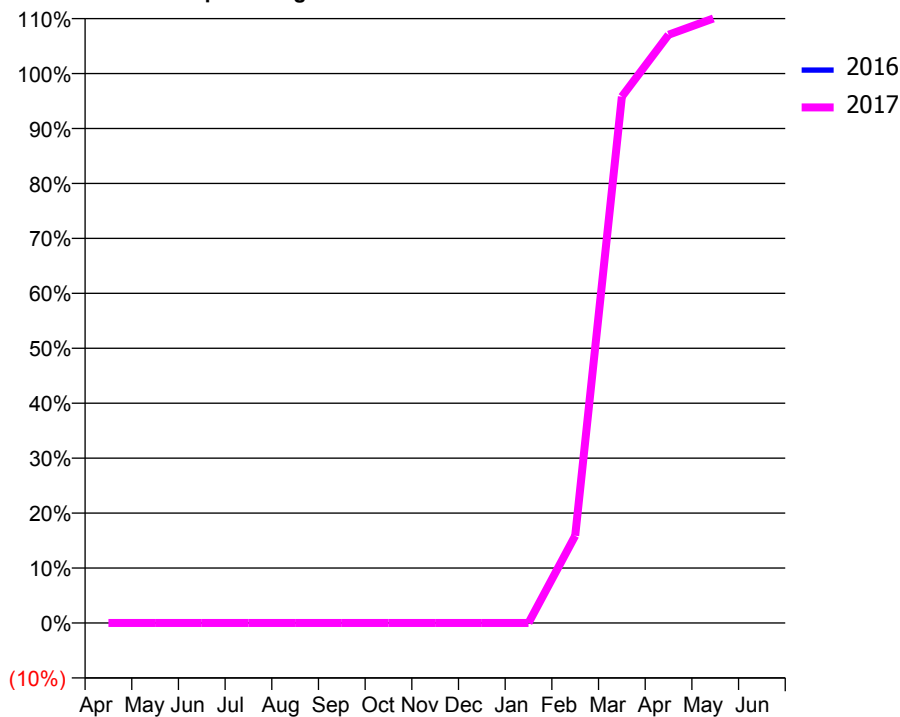
Patients seen in 24 months	Total	Change since previous quarter
Quarter ending March 2016	0	
Quarter ending June 2016	0	
Quarter ending September 2016	0	
Quarter ending December 2016	0	
Quarter ending March 2017	254	
Variance since March 2016	N/A	

Access trend analysis



ACTIVITY

Cumulative percentage of contracted UDA delivered 2016 & 2017



Month	Adjusted Scheduled Activity (UDA)	
	2016	2017
April	0	0
May	0	0
June	0	0
July	0	0
August	0	0
September	0	0
October	0	0
November	0	0
December	0	0
January	0	0
February	0	87
March	0	527
April	0	589
May	0	606
June	0	606

QUALITY

	Quantity	Base Number	Contract	LHB	Wales
% of FP17s for the same patient ID Re-attending within 3 months - Children	1	164	0.6%	8.9%	11.3%
% of FP17s for the same patient ID Re-attending within 3 months - Adults	0	77	0.0%	15.8%	16.7%
% of FP17s for the same patient ID Re-attending between 3 & 9 months - Children	0	164	0.0%	57.0%	58.0%
% of FP17s for the same patient ID Re-attending between 3 & 9 months - Adults	0	77	0.0%	53.2%	53.7%
% of FP17s for Band 1 Urgent Courses	4	274	1.5%	9.4%	8.9%
% of FP17s Relating to Free Repair or Replacements	0	274	0.0%	0.8%	0.7%
% of FP17s Relating to Continuations	0	274	0.0%	0.9%	0.9%
% of Patients satisfied with the dentistry they have received	0	0	N/A	93.1%	93.9%
% of Patients satisfied with the time they had to wait for an appointment	0	0	N/A	85.8%	88.4%

* This is based on patients treated on this contract for their most recent course of treatment. Figures in italics indicate the base number of FP17s or Patient Questionnaire responses are less than 100. N/A is shown where the base number of responses is less than 10 during the period. % is calculated as Quantity/Base number*100

7A6 - Vital Signs At a Glance Contract Report for 100250/0000 - Year end March 2017


Name or company name	Gupta & Gupta Limited
Contract type name	PDS Contract
Purpose of contract	General
Contract start date	01/12/2016
Contract end date	31/03/2017

16/17 Contracted general activity (UDA)	800
Carry forward general activity (UDA)	0
16/17 Contracted orthodontic activity (UOA)	0
Carry forward orthodontic activity (UOA)	0
Baseline contract value	£18,664.00

ACCESS*

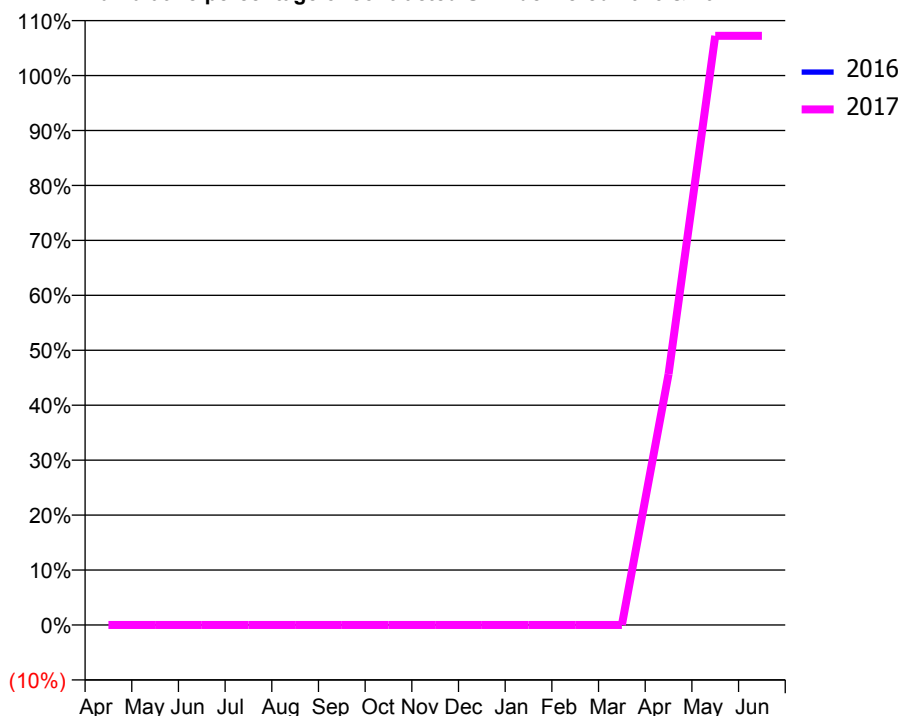
Patients seen in 24 months	Total	Change since previous quarter
Quarter ending March 2016	0	
Quarter ending June 2016	0	
Quarter ending September 2016	0	
Quarter ending December 2016	0	
Quarter ending March 2017	107	
Variance since March 2016	N/A	

Access trend analysis



ACTIVITY

Cumulative percentage of contracted UDA delivered 2016 & 2017



Adjusted Scheduled Activity (UDA)

Month	2016	2017
April	0	0
May	0	0
June	0	0
July	0	0
August	0	0
September	0	0
October	0	0
November	0	0
December	0	0
January	0	0
February	0	0
March	0	0
April	0	365
May	0	858
June	0	858

QUALITY

	Quantity	Base Number	Contract	LHB	Wales
% of FP17s for the same patient ID Re-attending within 3 months - Children	0	0	N/A	8.9%	11.3%
% of FP17s for the same patient ID Re-attending within 3 months - Adults	0	0	N/A	15.8%	16.7%
% of FP17s for the same patient ID Re-attending between 3 & 9 months - Children	0	0	N/A	57.0%	58.0%
% of FP17s for the same patient ID Re-attending between 3 & 9 months - Adults	0	0	N/A	53.2%	53.7%
% of FP17s for Band 1 Urgent Courses	9	257	3.5%	9.4%	8.9%
% of FP17s Relating to Free Repair or Replacements	0	257	0.0%	0.8%	0.7%
% of FP17s Relating to Continuations	3	257	1.2%	0.9%	0.9%
% of Patients satisfied with the dentistry they have received	0	0	N/A	93.1%	93.9%
% of Patients satisfied with the time they had to wait for an appointment	0	0	N/A	85.8%	88.4%

* This is based on patients treated on this contract for their most recent course of treatment. Figures in italics indicate the base number of FP17s or Patient Questionnaire responses are less than 100. N/A is shown where the base number of responses is less than 10 during the period. % is calculated as Quantity/Base number*100

7A6 - Vital Signs At a Glance Contract Report for 100251/0000 - Year end March 2017


Name or company name	Noblecourt Ltd & Northberry Ltd
Contract type name	PDS Contract
Purpose of contract	General
Contract start date	01/12/2016
Contract end date	31/03/2017

16/17 Contracted general activity (UDA)	758
Carry forward general activity (UDA)	0
16/17 Contracted orthodontic activity (UOA)	0
Carry forward orthodontic activity (UOA)	0
Baseline contract value	£17,684.14

ACCESS*

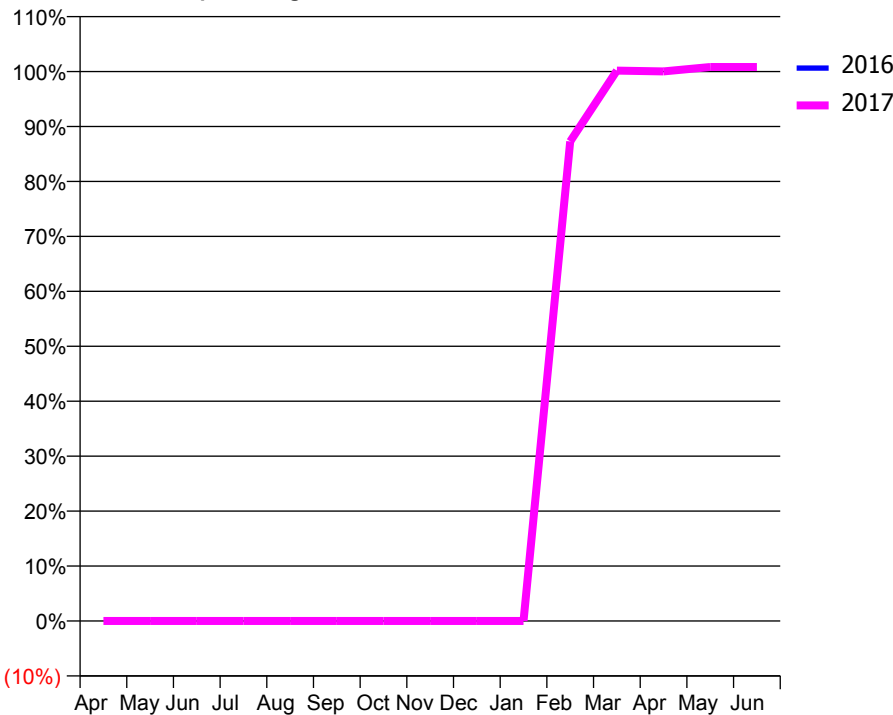
Patients seen in 24 months	Total	Change since previous quarter
Quarter ending March 2016	0	
Quarter ending June 2016	0	
Quarter ending September 2016	0	
Quarter ending December 2016	0	
Quarter ending March 2017	316	
Variance since March 2016	N/A	

Access trend analysis



ACTIVITY

Cumulative percentage of contracted UDA delivered 2016 & 2017



Month	Adjusted Scheduled Activity (UDA)	
	2016	2017
April	0	0
May	0	0
June	0	0
July	0	0
August	0	0
September	0	0
October	0	0
November	0	0
December	0	0
January	0	0
February	0	662
March	0	759
April	0	758
May	0	764
June	0	764

QUALITY

	Quantity	Base Number	Contract	LHB	Wales
% of FP17s for the same patient ID Re-attending within 3 months - Children	0	103	0.0%	8.9%	11.3%
% of FP17s for the same patient ID Re-attending within 3 months - Adults	2	240	0.8%	15.8%	16.7%
% of FP17s for the same patient ID Re-attending between 3 & 9 months - Children	0	103	0.0%	57.0%	58.0%
% of FP17s for the same patient ID Re-attending between 3 & 9 months - Adults	0	240	0.0%	53.2%	53.7%
% of FP17s for Band 1 Urgent Courses	21	344	6.1%	9.4%	8.9%
% of FP17s Relating to Free Repair or Replacements	5	344	1.5%	0.8%	0.7%
% of FP17s Relating to Continuations	0	344	0.0%	0.9%	0.9%
% of Patients satisfied with the dentistry they have received	0	0	N/A	93.1%	93.9%
% of Patients satisfied with the time they had to wait for an appointment	0	0	N/A	85.8%	88.4%

* This is based on patients treated on this contract for their most recent course of treatment. Figures in italics indicate the base number of FP17s or Patient Questionnaire responses are less than 100. N/A is shown where the base number of responses is less than 10 during the period. % is calculated as Quantity/Base number*100

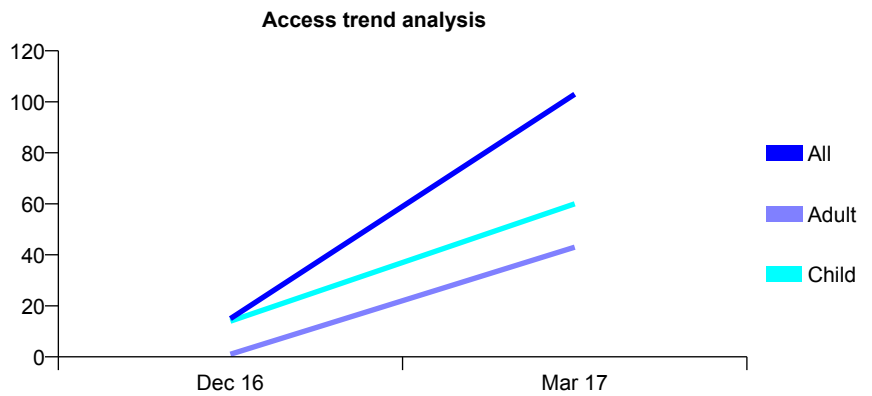
7A6 - Vital Signs At a Glance Contract Report for 100252/0000 - Year end March 2017

Name or company name	MR PL DAVIES
Contract type name	PDS Contract
Purpose of contract	General
Contract start date	01/12/2016
Contract end date	31/03/2017

16/17 Contracted general activity (UDA)	400
Carry forward general activity (UDA)	0
16/17 Contracted orthodontic activity (UOA)	0
Carry forward orthodontic activity (UOA)	0
Baseline contract value	£9,332.00

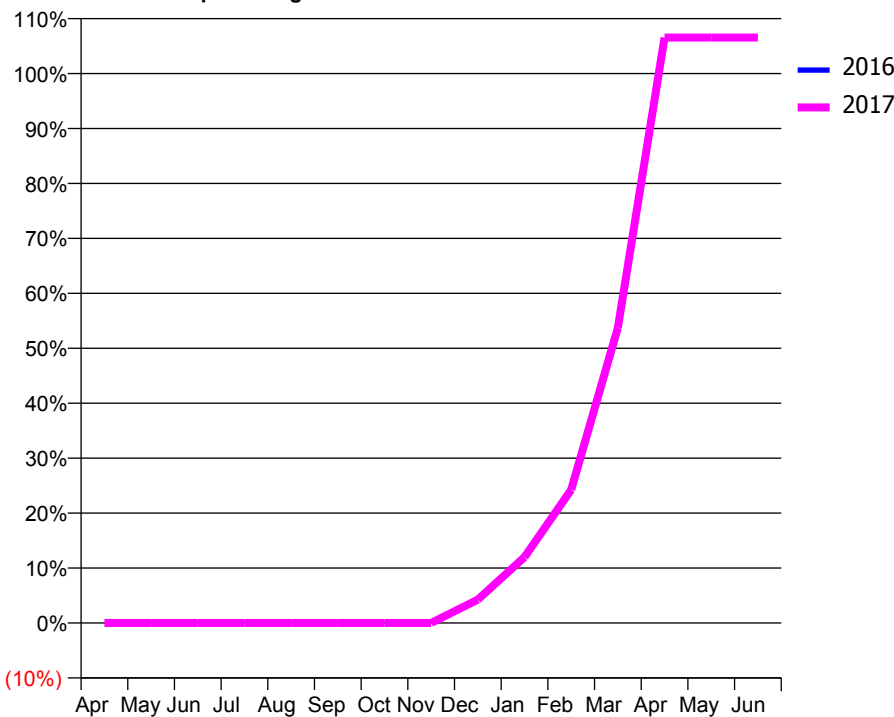
ACCESS*

Patients seen in 24 months	Total	Change since previous quarter
Quarter ending March 2016	0	
Quarter ending June 2016	0	
Quarter ending September 2016	0	
Quarter ending December 2016	15	↑
Quarter ending March 2017	103	↑
Variance since March 2016	N/A	



ACTIVITY

Cumulative percentage of contracted UDA delivered 2016 & 2017



Month	Adjusted Scheduled Activity (UDA)	
	2016	2017
April	0	0
May	0	0
June	0	0
July	0	0
August	0	0
September	0	0
October	0	0
November	0	0
December	0	17
January	0	48
February	0	97
March	0	215
April	0	426
May	0	426
June	0	426

QUALITY

	Quantity	Base Number	Contract	LHB	Wales
% of FP17s for the same patient ID Re-attending within 3 months - Children	1	54	1.9%	8.9%	11.3%
% of FP17s for the same patient ID Re-attending within 3 months - Adults	0	23	0.0%	15.8%	16.7%
% of FP17s for the same patient ID Re-attending between 3 & 9 months - Children	0	54	0.0%	57.0%	58.0%
% of FP17s for the same patient ID Re-attending between 3 & 9 months - Adults	0	23	0.0%	53.2%	53.7%
% of FP17s for Band 1 Urgent Courses	1	127	0.8%	9.4%	8.9%
% of FP17s Relating to Free Repair or Replacements	0	127	0.0%	0.8%	0.7%
% of FP17s Relating to Continuations	1	127	0.8%	0.9%	0.9%
% of Patients satisfied with the dentistry they have received	0	0	N/A	93.1%	93.9%
% of Patients satisfied with the time they had to wait for an appointment	0	0	N/A	85.8%	88.4%

* This is based on patients treated on this contract for their most recent course of treatment. Figures in italics indicate the base number of FP17s or Patient Questionnaire responses are less than 100. N/A is shown where the base number of responses is less than 10 during the period. % is calculated as Quantity/Base number*100

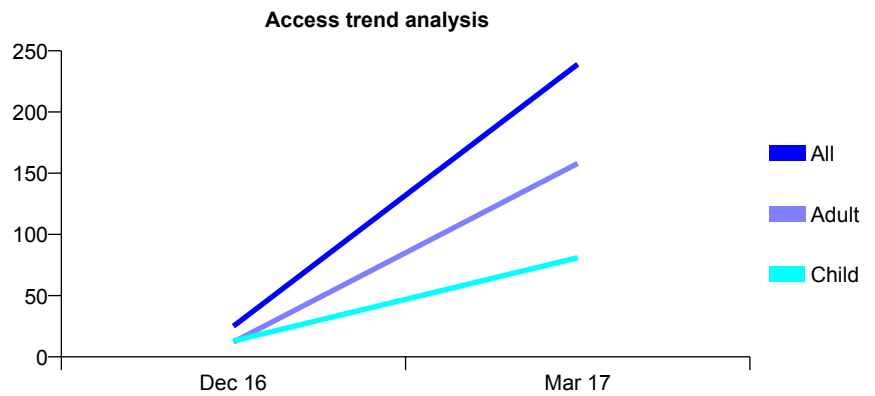
7A6 - Vital Signs At a Glance Contract Report for 100253/0000 - Year end March 2017

Name or company name	Cwmbran Dental Spa
Contract type name	PDS Contract
Purpose of contract	General
Contract start date	01/12/2016
Contract end date	31/03/2017

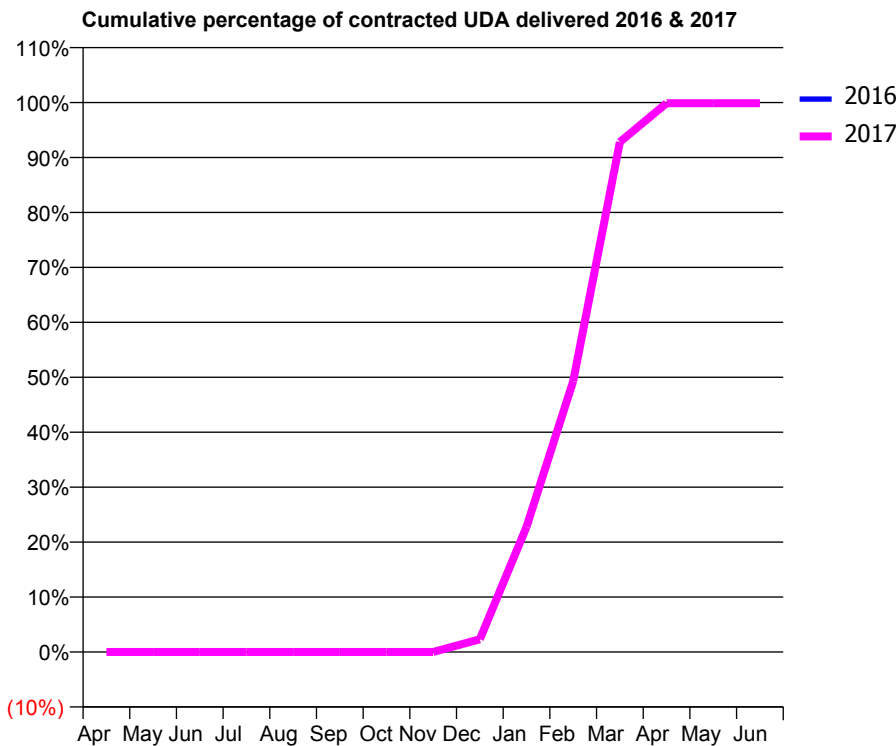
16/17 Contracted general activity (UDA)	750
Carry forward general activity (UDA)	0
16/17 Contracted orthodontic activity (UOA)	0
Carry forward orthodontic activity (UOA)	0
Baseline contract value	£17,497.50

ACCESS*

Patients seen in 24 months	Total	Change since previous quarter
Quarter ending March 2016	0	
Quarter ending June 2016	0	
Quarter ending September 2016	0	
Quarter ending December 2016	25	↑
Quarter ending March 2017	239	↑
Variance since March 2016	N/A	



ACTIVITY



Month	Adjusted Scheduled Activity (UDA)	
	2016	2017
April	0	0
May	0	0
June	0	0
July	0	0
August	0	0
September	0	0
October	0	0
November	0	0
December	0	17
January	0	171
February	0	370
March	0	696
April	0	749
May	0	749
June	0	749

QUALITY

	Quantity	Base Number	Contract	LHB	Wales
% of FP17s for the same patient ID Re-attending within 3 months - Children	1	87	1.1%	8.9%	11.3%
% of FP17s for the same patient ID Re-attending within 3 months - Adults	6	180	3.3%	15.8%	16.7%
% of FP17s for the same patient ID Re-attending between 3 & 9 months - Children	0	87	0.0%	57.0%	58.0%
% of FP17s for the same patient ID Re-attending between 3 & 9 months - Adults	0	180	0.0%	53.2%	53.7%
% of FP17s for Band 1 Urgent Courses	30	279	10.8%	9.4%	8.9%
% of FP17s Relating to Free Repair or Replacements	2	279	0.7%	0.8%	0.7%
% of FP17s Relating to Continuations	3	279	1.1%	0.9%	0.9%
% of Patients satisfied with the dentistry they have received	0	0	N/A	93.1%	93.9%
% of Patients satisfied with the time they had to wait for an appointment	0	0	N/A	85.8%	88.4%

* This is based on patients treated on this contract for their most recent course of treatment. Figures in italics indicate the base number of FP17s or Patient Questionnaire responses are less than 100. N/A is shown where the base number of responses is less than 10 during the period. % is calculated as Quantity/Base number*100

7A6 - Vital Signs At a Glance Contract Report for 100254/0000 - Year end March 2017

Name or company name	Kensington Court Anaesthetic Clinic
Contract type name	PDS Contract
Purpose of contract	General
Contract start date	01/12/2016
Contract end date	31/05/2017

16/17 Contracted general activity (UDA)	350
Carry forward general activity (UDA)	0
16/17 Contracted orthodontic activity (UOA)	0
Carry forward orthodontic activity (UOA)	0
Baseline contract value	£8,165.50

ACCESS*

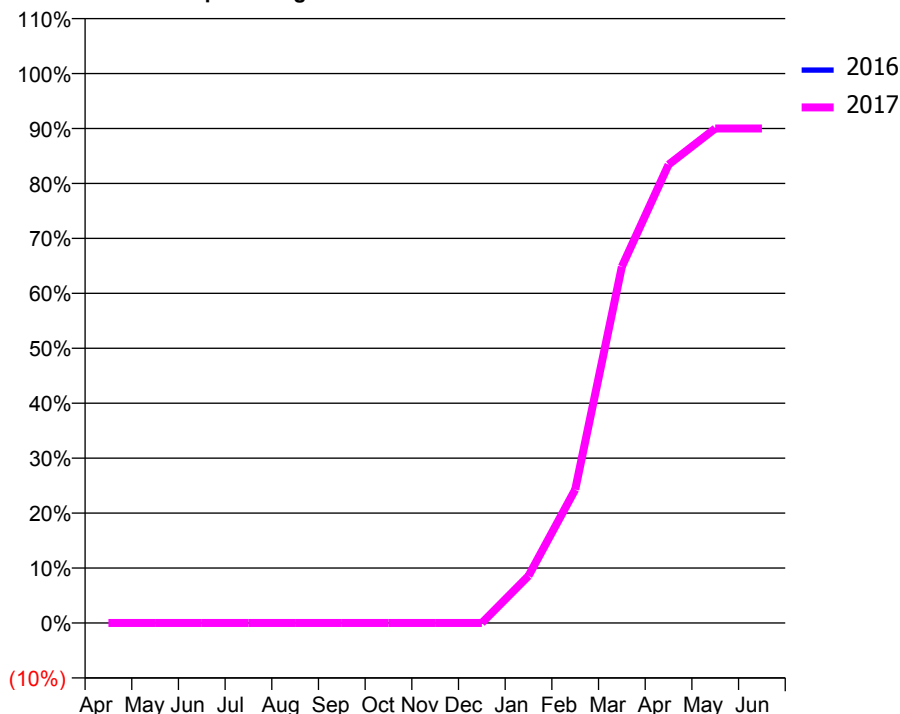
Patients seen in 24 months	Total	Change since previous quarter
Quarter ending March 2016	0	
Quarter ending June 2016	0	
Quarter ending September 2016	0	
Quarter ending December 2016	0	
Quarter ending March 2017	88	
Variance since March 2016	N/A	

Access trend analysis



ACTIVITY

Cumulative percentage of contracted UDA delivered 2016 & 2017



Month	Adjusted Scheduled Activity (UDA)	
	2016	2017
April	0	0
May	0	0
June	0	0
July	0	0
August	0	0
September	0	0
October	0	0
November	0	0
December	0	0
January	0	30
February	0	85
March	0	227
April	0	292
May	0	315
June	0	315

QUALITY

	Quantity	Base Number	Contract	LHB	Wales
% of FP17s for the same patient ID Re-attending within 3 months - Children	0	25	0.0%	8.9%	11.3%
% of FP17s for the same patient ID Re-attending within 3 months - Adults	1	62	1.6%	15.8%	16.7%
% of FP17s for the same patient ID Re-attending between 3 & 9 months - Children	0	25	0.0%	57.0%	58.0%
% of FP17s for the same patient ID Re-attending between 3 & 9 months - Adults	0	62	0.0%	53.2%	53.7%
% of FP17s for Band 1 Urgent Courses	0	112	0.0%	9.4%	8.9%
% of FP17s Relating to Free Repair or Replacements	0	112	0.0%	0.8%	0.7%
% of FP17s Relating to Continuations	0	112	0.0%	0.9%	0.9%
% of Patients satisfied with the dentistry they have received	0	0	N/A	93.1%	93.9%
% of Patients satisfied with the time they had to wait for an appointment	0	0	N/A	85.8%	88.4%

* This is based on patients treated on this contract for their most recent course of treatment. Figures in italics indicate the base number of FP17s or Patient Questionnaire responses are less than 100. N/A is shown where the base number of responses is less than 10 during the period. % is calculated as Quantity/Base number*100

7A6 - Vital Signs At a Glance Contract Report for 100379/0000 - Year end March 2017

Name or company name	MR S BAKER
Contract type name	GDS Contract
Purpose of contract	General
Contract start date	22/03/2017
Contract end date	

16/17 Contracted general activity (UDA)	46
Carry forward general activity (UDA)	0
16/17 Contracted orthodontic activity (UOA)	0
Carry forward orthodontic activity (UOA)	0
Baseline contract value	£1,954.96

ACCESS*

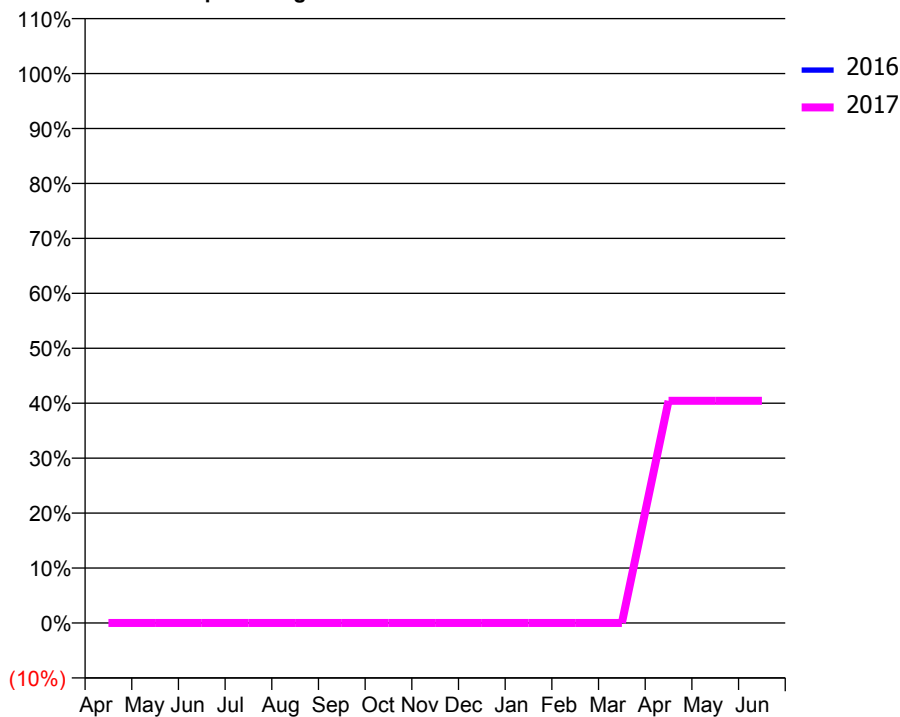
Patients seen in 24 months	Total	Change since previous quarter
Quarter ending March 2016	N/A	
Quarter ending June 2016	N/A	
Quarter ending September 2016	N/A	
Quarter ending December 2016	N/A	
Quarter ending March 2017	N/A	
Variance since March 2016	N/A	

Access trend analysis

- All
- Adult
- Child

ACTIVITY

Cumulative percentage of contracted UDA delivered 2016 & 2017



Month	Adjusted Scheduled Activity (UDA)	
	2016	2017
April	0	0
May	0	0
June	0	0
July	0	0
August	0	0
September	0	0
October	0	0
November	0	0
December	0	0
January	0	0
February	0	0
March	0	0
April	0	19
May	0	19
June	0	19

QUALITY

	Quantity	Base Number	Contract	LHB	Wales
% of FP17s for the same patient ID Re-attending within 3 months - Children	0	0	N/A	8.9%	11.3%
% of FP17s for the same patient ID Re-attending within 3 months - Adults	0	0	N/A	15.8%	16.7%
% of FP17s for the same patient ID Re-attending between 3 & 9 months - Children	0	0	N/A	57.0%	58.0%
% of FP17s for the same patient ID Re-attending between 3 & 9 months - Adults	0	0	N/A	53.2%	53.7%
% of FP17s for Band 1 Urgent Courses	3	18	16.7%	9.4%	8.9%
% of FP17s Relating to Free Repair or Replacements	0	18	0.0%	0.8%	0.7%
% of FP17s Relating to Continuations	0	18	0.0%	0.9%	0.9%
% of Patients satisfied with the dentistry they have received	0	0	N/A	93.1%	93.9%
% of Patients satisfied with the time they had to wait for an appointment	0	0	N/A	85.8%	88.4%

* This is based on patients treated on this contract for their most recent course of treatment. Figures in italics indicate the base number of FP17s or Patient Questionnaire responses are less than 100. N/A is shown where the base number of responses is less than 10 during the period. % is calculated as Quantity/Base number*100

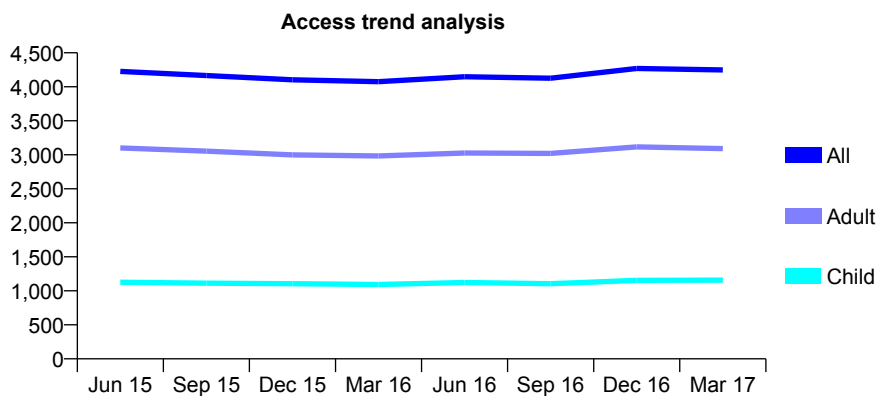
7A6 - Vital Signs At a Glance Contract Report for 101281/0135 - Year end March 2017

Name or company name	OASIS DENTAL CARE LTD
Contract type name	GDS Contract
Purpose of contract	General
Contract start date	01/04/2006
Contract end date	

16/17 Contracted general activity (UDA)	16,432
Carry forward general activity (UDA)	-732
16/17 Contracted orthodontic activity (UOA)	0
Carry forward orthodontic activity (UOA)	0
Baseline contract value	£401,845.44

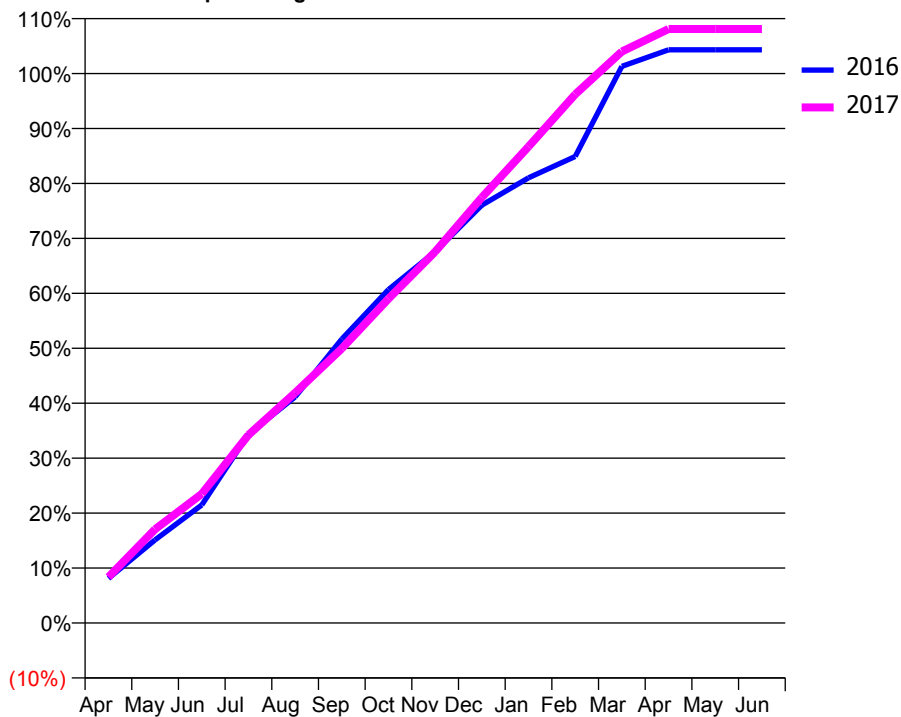
ACCESS*

Patients seen in 24 months	Total	Change since previous quarter
Quarter ending March 2016	4,076	
Quarter ending June 2016	4,148	→
Quarter ending September 2016	4,126	→
Quarter ending December 2016	4,269	↑
Quarter ending March 2017	4,248	→
Variance since March 2016	4.2%	↑



ACTIVITY

Cumulative percentage of contracted UDA delivered 2016 & 2017



Month	Adjusted Scheduled Activity (UDA)	
	2016	2017
April	1,334	1,374
May	2,486	2,806
June	3,533	3,861
July	5,645	5,624
August	6,761	6,883
September	8,492	8,209
October	9,969	9,697
November	11,104	11,104
December	12,494	12,726
January	13,314	14,244
February	13,951	15,807
March	16,647	17,088
April	17,139	17,761
May	17,139	17,762
June	17,139	17,762

QUALITY

	Quantity	Base Number	Contract	LHB	Wales
% of FP17s for the same patient ID Re-attending within 3 months - Children	192	1,969	9.8%	8.9%	11.3%
% of FP17s for the same patient ID Re-attending within 3 months - Adults	1,029	5,438	18.9%	15.8%	16.7%
% of FP17s for the same patient ID Re-attending between 3 & 9 months - Children	1,264	1,969	64.2%	57.0%	58.0%
% of FP17s for the same patient ID Re-attending between 3 & 9 months - Adults	3,288	5,438	60.5%	53.2%	53.7%
% of FP17s for Band 1 Urgent Courses	727	7,450	9.8%	9.4%	8.9%
% of FP17s Relating to Free Repair or Replacements	79	7,450	1.1%	0.8%	0.7%
% of FP17s Relating to Continuations	166	7,450	2.2%	0.9%	0.9%
% of Patients satisfied with the dentistry they have received	21	23	91.3%	93.1%	93.9%
% of Patients satisfied with the time they had to wait for an appointment	19	23	82.6%	85.8%	88.4%

* This is based on patients treated on this contract for their most recent course of treatment. Figures in italics indicate the base number of FP17s or Patient Questionnaire responses are less than 100. N/A is shown where the base number of responses is less than 10 during the period. % is calculated as Quantity/Base number*100

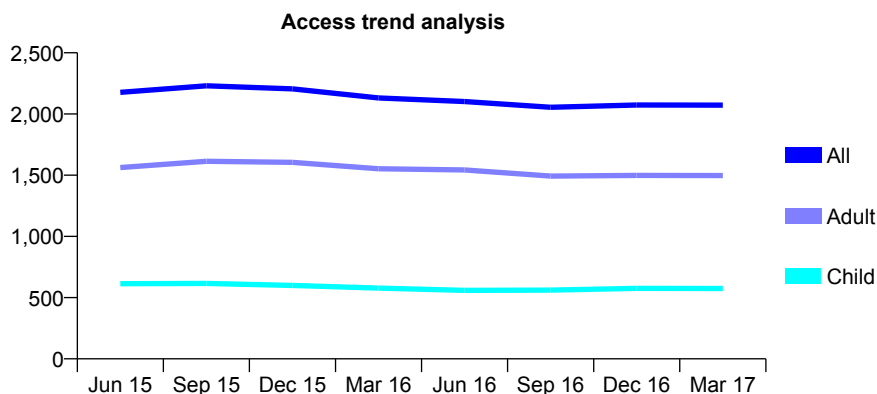
7A6 - Vital Signs At a Glance Contract Report for 101281/0136 - Year end March 2017

Name or company name	OASIS DENTAL CARE LTD
Contract type name	GDS Contract
Purpose of contract	General
Contract start date	01/04/2006
Contract end date	

16/17 Contracted general activity (UDA)	6,487
Carry forward general activity (UDA)	31
16/17 Contracted orthodontic activity (UOA)	0
Carry forward orthodontic activity (UOA)	0
Baseline contract value	£161,226.65

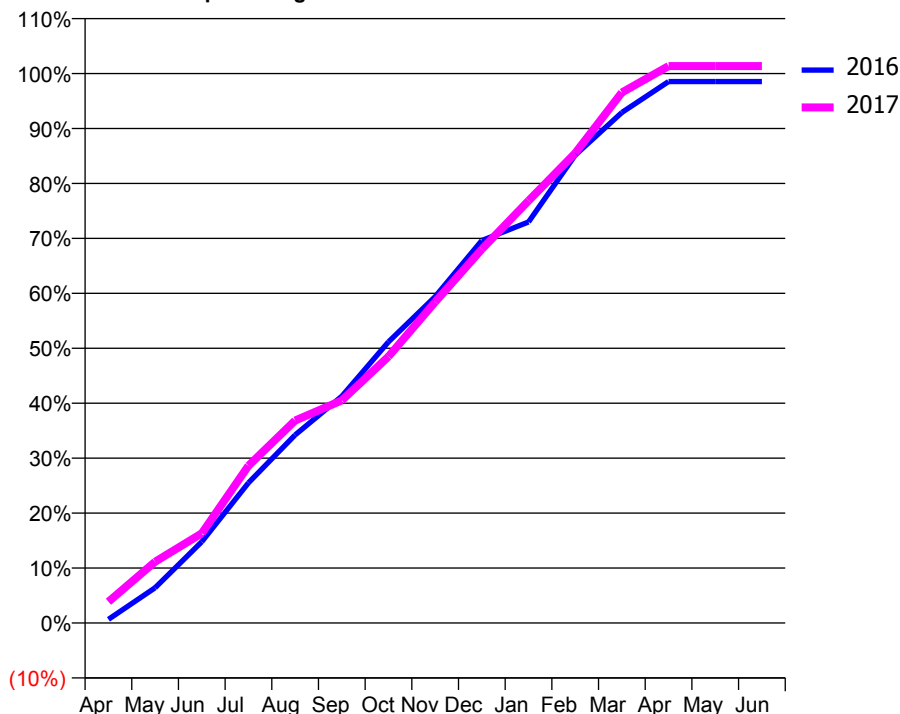
ACCESS*

Patients seen in 24 months	Total	Change since previous quarter
Quarter ending March 2016	2,131	
Quarter ending June 2016	2,102	↓
Quarter ending September 2016	2,055	↓
Quarter ending December 2016	2,074	→
Quarter ending March 2017	2,072	→
Variance since March 2016	(2.8%)	↓



ACTIVITY

Cumulative percentage of contracted UDA delivered 2016 & 2017



Month	Adjusted Scheduled Activity (UDA)	
	2016	2017
April	43	252
May	416	724
June	959	1,059
July	1,655	1,857
August	2,221	2,390
September	2,676	2,629
October	3,319	3,147
November	3,852	3,789
December	4,516	4,413
January	4,735	4,985
February	5,524	5,547
March	6,027	6,263
April	6,392	6,575
May	6,392	6,575
June	6,392	6,575

QUALITY

	Quantity	Base Number	Contract	LHB	Wales
% of FP17s for the same patient ID Re-attending within 3 months - Children	76	959	7.9%	8.9%	11.3%
% of FP17s for the same patient ID Re-attending within 3 months - Adults	477	2,453	19.4%	15.8%	16.7%
% of FP17s for the same patient ID Re-attending between 3 & 9 months - Children	631	959	65.8%	57.0%	58.0%
% of FP17s for the same patient ID Re-attending between 3 & 9 months - Adults	1,447	2,453	59.0%	53.2%	53.7%
% of FP17s for Band 1 Urgent Courses	309	3,380	9.1%	9.4%	8.9%
% of FP17s Relating to Free Repair or Replacements	47	3,380	1.4%	0.8%	0.7%
% of FP17s Relating to Continuations	44	3,380	1.3%	0.9%	0.9%
% of Patients satisfied with the dentistry they have received	14	14	100.0%	93.1%	93.9%
% of Patients satisfied with the time they had to wait for an appointment	13	14	92.9%	85.8%	88.4%

* This is based on patients treated on this contract for their most recent course of treatment. Figures in italics indicate the base number of FP17s or Patient Questionnaire responses are less than 100. N/A is shown where the base number of responses is less than 10 during the period. % is calculated as Quantity/Base number*100

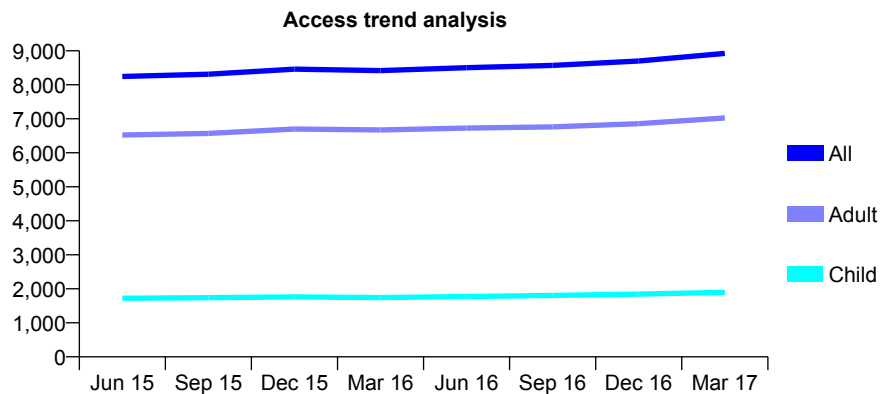
7A6 - Vital Signs At a Glance Contract Report for 101281/0160 - Year end March 2017

Name or company name	OASIS DENTAL CARE LTD
Contract type name	GDS Contract
Purpose of contract	General
Contract start date	01/09/2006
Contract end date	

16/17 Contracted general activity (UDA)	25,813
Carry forward general activity (UDA)	-614
16/17 Contracted orthodontic activity (UOA)	0
Carry forward orthodontic activity (UOA)	0
Baseline contract value	£583,671.40

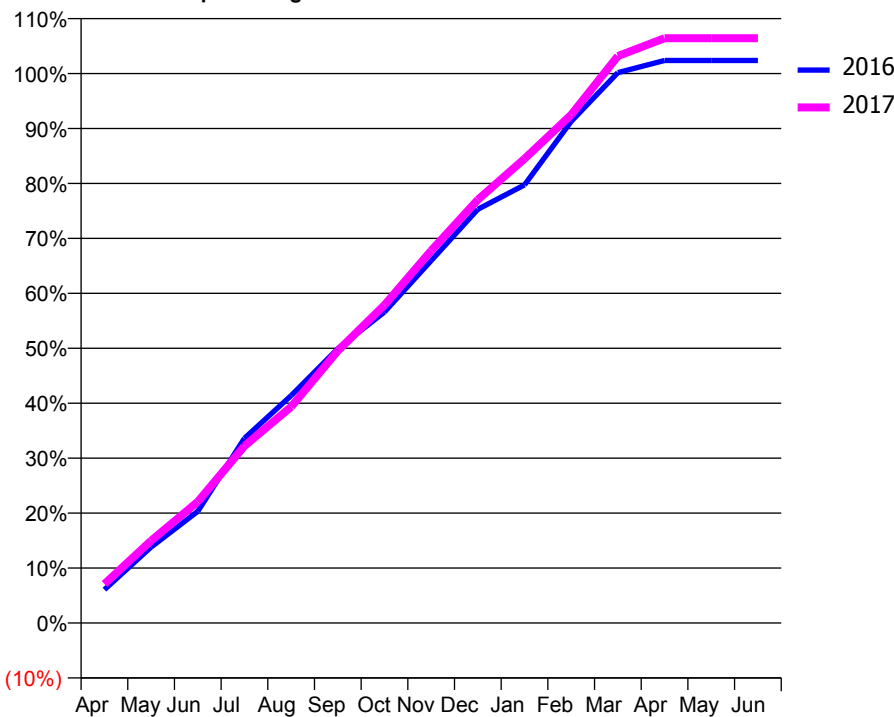
ACCESS*

Patients seen in 24 months	Total	Change since previous quarter
Quarter ending March 2016	8,416	
Quarter ending June 2016	8,504	→
Quarter ending September 2016	8,571	→
Quarter ending December 2016	8,701	→
Quarter ending March 2017	8,924	↑
Variance since March 2016	6.0%	↑



ACTIVITY

Cumulative percentage of contracted UDA delivered 2016 & 2017



Month	Adjusted Scheduled Activity (UDA)	
	2016	2017
April	1,571	1,834
May	3,569	3,867
June	5,246	5,696
July	8,679	8,315
August	10,686	10,156
September	12,885	12,789
October	14,612	14,937
November	17,021	17,494
December	19,433	19,882
January	20,583	21,807
February	23,565	23,877
March	25,855	26,632
April	26,426	27,469
May	26,423	27,471
June	26,423	27,472

QUALITY

	Quantity	Base Number	Contract	LHB	Wales
% of FP17s for the same patient ID Re-attending within 3 months - Children	231	2,966	7.8%	8.9%	11.3%
% of FP17s for the same patient ID Re-attending within 3 months - Adults	1,909	11,008	17.3%	15.8%	16.7%
% of FP17s for the same patient ID Re-attending between 3 & 9 months - Children	1,849	2,966	62.3%	57.0%	58.0%
% of FP17s for the same patient ID Re-attending between 3 & 9 months - Adults	6,375	11,008	57.9%	53.2%	53.7%
% of FP17s for Band 1 Urgent Courses	1,062	14,200	7.5%	9.4%	8.9%
% of FP17s Relating to Free Repair or Replacements	152	14,200	1.1%	0.8%	0.7%
% of FP17s Relating to Continuations	332	14,200	2.3%	0.9%	0.9%
% of Patients satisfied with the dentistry they have received	22	25	88.0%	93.1%	93.9%
% of Patients satisfied with the time they had to wait for an appointment	17	25	68.0%	85.8%	88.4%

* This is based on patients treated on this contract for their most recent course of treatment. Figures in italics indicate the base number of FP17s or Patient Questionnaire responses are less than 100. N/A is shown where the base number of responses is less than 10 during the period. % is calculated as Quantity/Base number*100

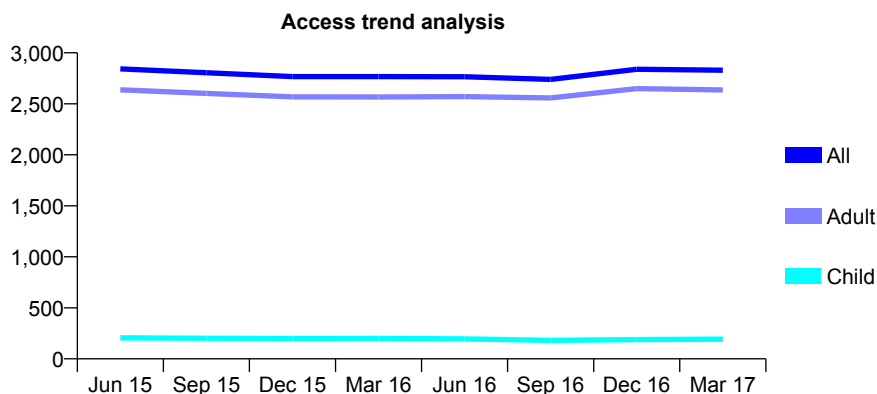
7A6 - Vital Signs At a Glance Contract Report for 107123/0006 - Year end March 2017

Name or company name	Aneurin Bevan Health Board (Out of Hours)
Contract type name	GDS Contract
Purpose of contract	General
Contract start date	01/04/2013
Contract end date	

16/17 Contracted general activity (UDA)	3,777
Carry forward general activity (UDA)	0
16/17 Contracted orthodontic activity (UOA)	0
Carry forward orthodontic activity (UOA)	0
Baseline contract value	£367,152.21

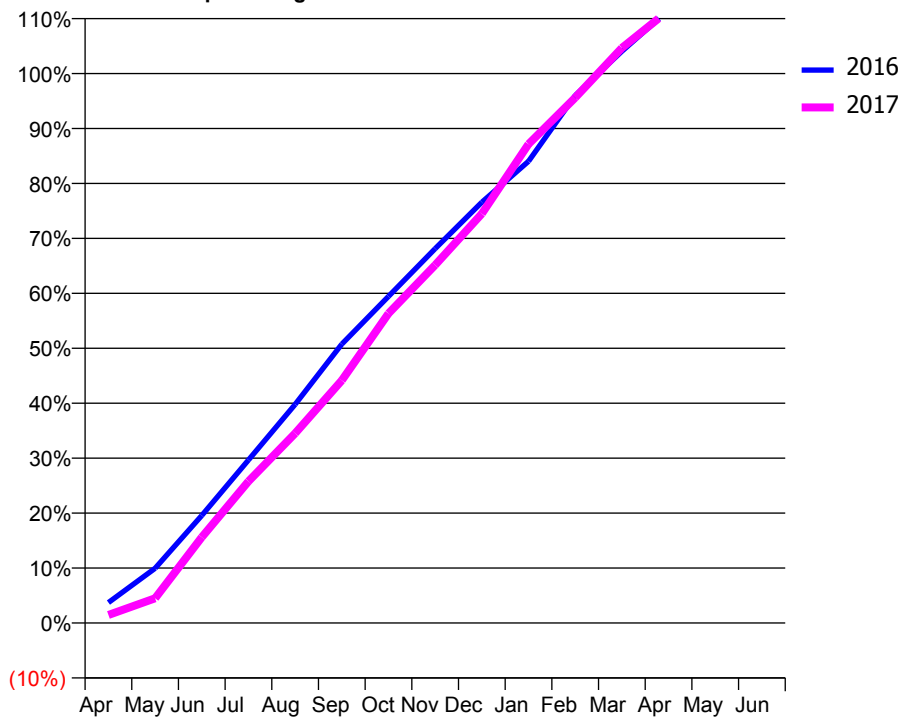
ACCESS*

Patients seen in 24 months	Total	Change since previous quarter
Quarter ending March 2016	2,767	
Quarter ending June 2016	2,766	→
Quarter ending September 2016	2,739	→
Quarter ending December 2016	2,838	↑
Quarter ending March 2017	2,829	→
Variance since March 2016	2.2%	↑



ACTIVITY

Cumulative percentage of contracted UDA delivered 2016 & 2017



Adjusted Scheduled Activity (UDA)

Month	2016	2017
April	141	55
May	376	170
June	740	590
July	1,121	974
August	1,503	1,304
September	1,917	1,667
October	2,245	2,128
November	2,573	2,460
December	2,892	2,813
January	3,173	3,292
February	3,626	3,611
March	3,930	3,953
April	4,212	4,210
May	4,216	4,218
June	4,217	4,219

QUALITY

	Quantity	Base Number	Contract	LHB	Wales
% of FP17s for the same patient ID Re-attending within 3 months - Children	6	355	1.7%	8.9%	11.3%
% of FP17s for the same patient ID Re-attending within 3 months - Adults	103	3,238	3.2%	15.8%	16.7%
% of FP17s for the same patient ID Re-attending between 3 & 9 months - Children	3	355	0.8%	57.0%	58.0%
% of FP17s for the same patient ID Re-attending between 3 & 9 months - Adults	55	3,238	1.7%	53.2%	53.7%
% of FP17s for Band 1 Urgent Courses	3,508	3,520	99.7%	9.4%	8.9%
% of FP17s Relating to Free Repair or Replacements	0	3,520	0.0%	0.8%	0.7%
% of FP17s Relating to Continuations	0	3,520	0.0%	0.9%	0.9%
% of Patients satisfied with the dentistry they have received	5	6	N/A	93.1%	93.9%
% of Patients satisfied with the time they had to wait for an appointment	5	6	N/A	85.8%	88.4%

* This is based on patients treated on this contract for their most recent course of treatment. Figures in italics indicate the base number of FP17s or Patient Questionnaire responses are less than 100. N/A is shown where the base number of responses is less than 10 during the period. % is calculated as Quantity/Base number*100

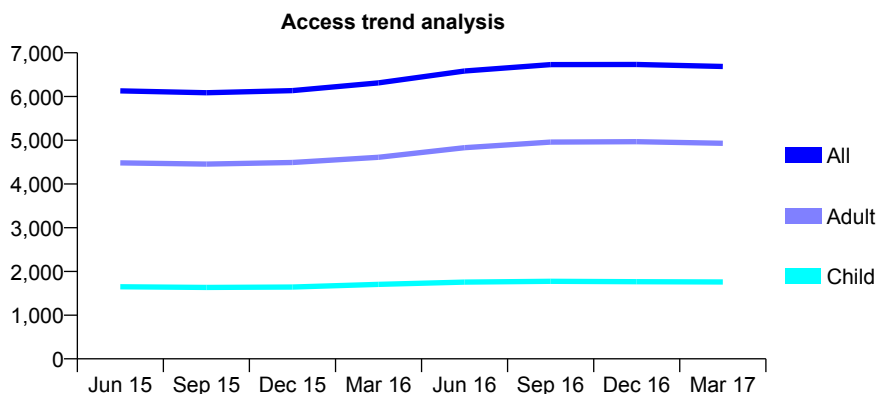
7A6 - Vital Signs At a Glance Contract Report for 110779/0001 - Year end March 2017

Name or company name	Crown Cottage Dental Care
Contract type name	GDS Contract
Purpose of contract	General
Contract start date	01/11/2012
Contract end date	

16/17 Contracted general activity (UDA)	19,208
Carry forward general activity (UDA)	-960
16/17 Contracted orthodontic activity (UOA)	0
Carry forward orthodontic activity (UOA)	0
Baseline contract value	£657,798.50

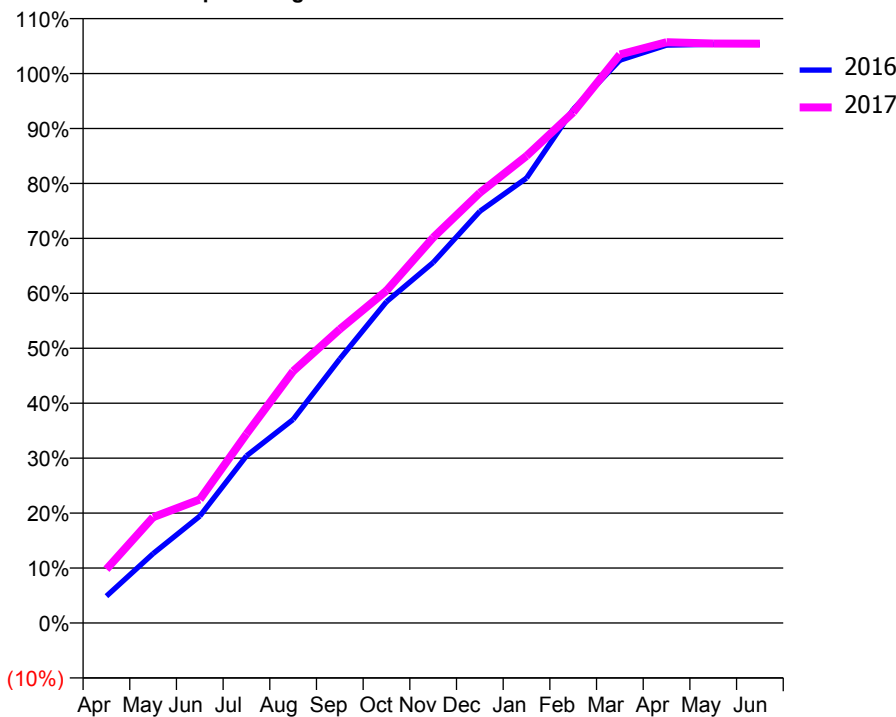
ACCESS*

Patients seen in 24 months	Total	Change since previous quarter
Quarter ending March 2016	6,311	
Quarter ending June 2016	6,585	↑
Quarter ending September 2016	6,730	↑
Quarter ending December 2016	6,733	→
Quarter ending March 2017	6,687	→
Variance since March 2016	6.0%	↑



ACTIVITY

Cumulative percentage of contracted UDA delivered 2016 & 2017



Adjusted Scheduled Activity (UDA)

Month	2016	2017
April	938	1,879
May	2,425	3,697
June	3,735	4,317
July	5,841	6,609
August	7,114	8,801
September	9,233	10,273
October	11,230	11,618
November	12,603	13,472
December	14,391	15,042
January	15,551	16,324
February	17,953	17,850
March	19,670	19,874
April	20,201	20,300
May	20,228	20,253
June	20,228	20,252

QUALITY

	Quantity	Base Number	Contract	LHB	Wales
% of FP17s for the same patient ID Re-attending within 3 months - Children	145	2,506	5.8%	8.9%	11.3%
% of FP17s for the same patient ID Re-attending within 3 months - Adults	593	6,696	8.9%	15.8%	16.7%
% of FP17s for the same patient ID Re-attending between 3 & 9 months - Children	1,259	2,506	50.2%	57.0%	58.0%
% of FP17s for the same patient ID Re-attending between 3 & 9 months - Adults	3,571	6,696	53.3%	53.2%	53.7%
% of FP17s for Band 1 Urgent Courses	482	9,067	5.3%	9.4%	8.9%
% of FP17s Relating to Free Repair or Replacements	58	9,067	0.6%	0.8%	0.7%
% of FP17s Relating to Continuations	27	9,067	0.3%	0.9%	0.9%
% of Patients satisfied with the dentistry they have received	14	17	82.4%	93.1%	93.9%
% of Patients satisfied with the time they had to wait for an appointment	14	17	82.4%	85.8%	88.4%

* This is based on patients treated on this contract for their most recent course of treatment. Figures in italics indicate the base number of FP17s or Patient Questionnaire responses are less than 100. N/A is shown where the base number of responses is less than 10 during the period. % is calculated as Quantity/Base number*100

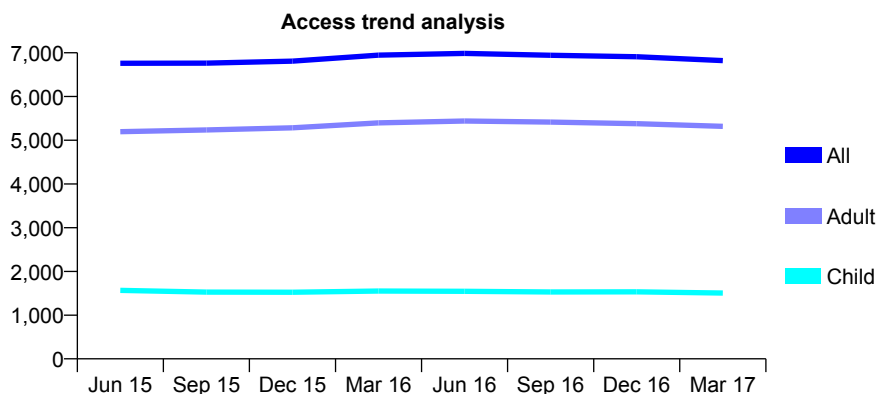
7A6 - Vital Signs At a Glance Contract Report for 115770/0001 - Year end March 2017

Name or company name	Thomas and Stroud Dental Surgery
Contract type name	GDS Contract
Purpose of contract	General
Contract start date	01/12/2009
Contract end date	

16/17 Contracted general activity (UDA)	17,576
Carry forward general activity (UDA)	-132
16/17 Contracted orthodontic activity (UOA)	0
Carry forward orthodontic activity (UOA)	0
Baseline contract value	£573,313.51

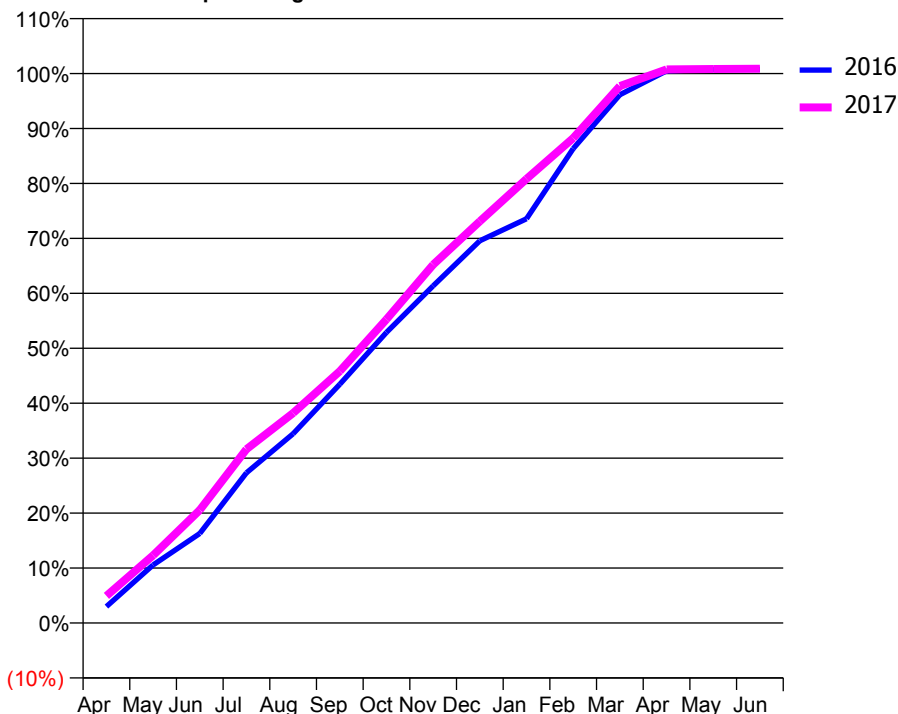
ACCESS*

Patients seen in 24 months	Total	Change since previous quarter
Quarter ending March 2016	6,947	
Quarter ending June 2016	6,985	→
Quarter ending September 2016	6,943	→
Quarter ending December 2016	6,910	→
Quarter ending March 2017	6,822	↓
Variance since March 2016	(1.8%)	↓



ACTIVITY

Cumulative percentage of contracted UDA delivered 2016 & 2017



QUALITY

	Quantity	Base Number	Contract	LHB	Wales
% of FP17s for the same patient ID Re-attending within 3 months - Children	111	2,199	5.0%	8.9%	11.3%
% of FP17s for the same patient ID Re-attending within 3 months - Adults	880	7,457	11.8%	15.8%	16.7%
% of FP17s for the same patient ID Re-attending between 3 & 9 months - Children	1,324	2,199	60.2%	57.0%	58.0%
% of FP17s for the same patient ID Re-attending between 3 & 9 months - Adults	3,875	7,457	52.0%	53.2%	53.7%
% of FP17s for Band 1 Urgent Courses	559	9,538	5.9%	9.4%	8.9%
% of FP17s Relating to Free Repair or Replacements	67	9,538	0.7%	0.8%	0.7%
% of FP17s Relating to Continuations	56	9,538	0.6%	0.9%	0.9%
% of Patients satisfied with the dentistry they have received	24	26	92.3%	93.1%	93.9%
% of Patients satisfied with the time they had to wait for an appointment	20	26	76.9%	85.8%	88.4%

* This is based on patients treated on this contract for their most recent course of treatment. Figures in italics indicate the base number of FP17s or Patient Questionnaire responses are less than 100. N/A is shown where the base number of responses is less than 10 during the period. % is calculated as Quantity/Base number*100

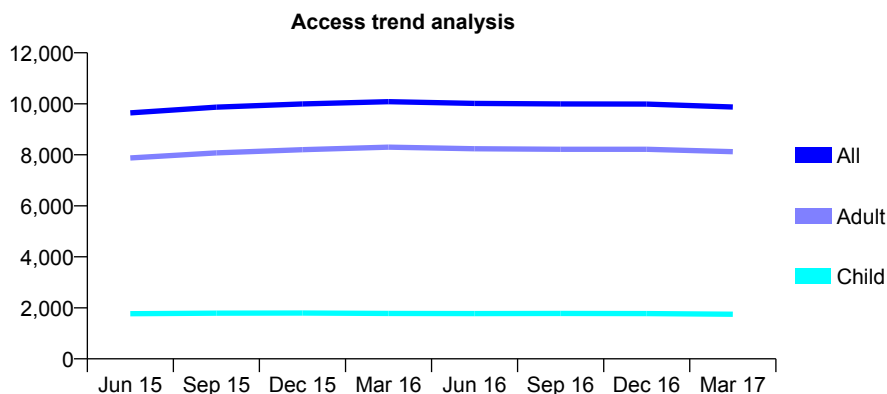
7A6 - Vital Signs At a Glance Contract Report for 120693/0001 - Year end March 2017

Name or company name	Bethcar Dental Practice
Contract type name	GDS Contract
Purpose of contract	General
Contract start date	01/04/2014
Contract end date	

16/17 Contracted general activity (UDA)	35,300
Carry forward general activity (UDA)	-568
16/17 Contracted orthodontic activity (UOA)	0
Carry forward orthodontic activity (UOA)	0
Baseline contract value	£771,330.41

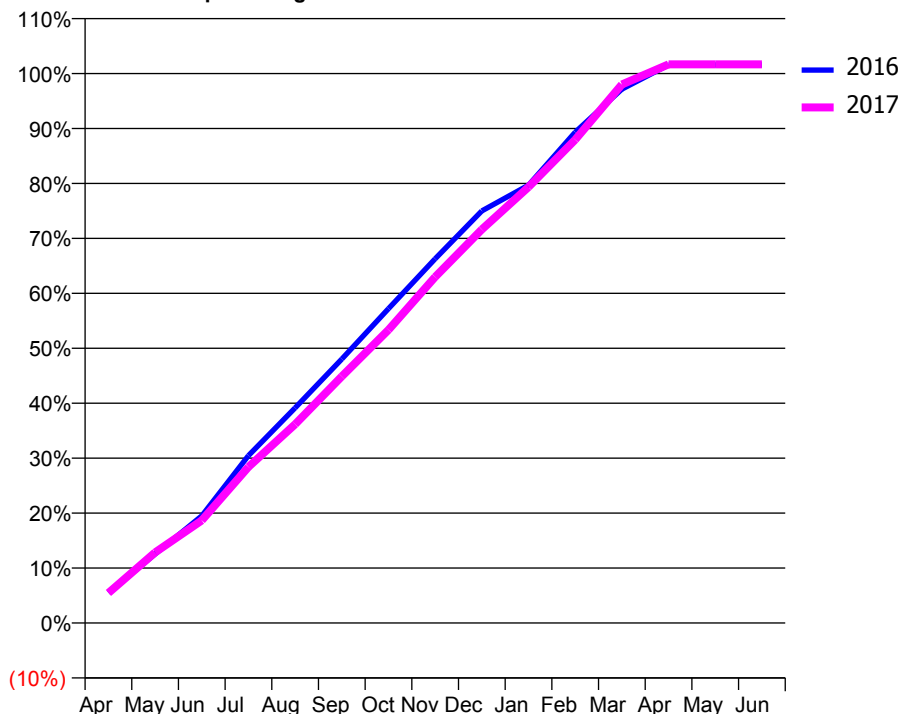
ACCESS*

Patients seen in 24 months	Total	Change since previous quarter
Quarter ending March 2016	10,085	
Quarter ending June 2016	10,016	→
Quarter ending September 2016	9,995	→
Quarter ending December 2016	9,992	→
Quarter ending March 2017	9,872	↓
Variance since March 2016	(2.1%)	↓



ACTIVITY

Cumulative percentage of contracted UDA delivered 2016 & 2017



Adjusted Scheduled Activity (UDA)

Month	2016	2017
April	1,952	1,933
May	4,434	4,534
June	6,880	6,594
July	10,758	10,028
August	13,822	12,769
September	16,953	15,845
October	20,191	18,829
November	23,401	22,231
December	26,473	25,281
January	28,129	28,010
February	31,531	31,047
March	34,298	34,591
April	35,858	35,885
May	35,857	35,889
June	35,857	35,890

QUALITY

	Quantity	Base Number	Contract	LHB	Wales
% of FP17s for the same patient ID Re-attending within 3 months - Children	255	2,949	8.6%	8.9%	11.3%
% of FP17s for the same patient ID Re-attending within 3 months - Adults	2,362	14,160	16.7%	15.8%	16.7%
% of FP17s for the same patient ID Re-attending between 3 & 9 months - Children	1,847	2,949	62.6%	57.0%	58.0%
% of FP17s for the same patient ID Re-attending between 3 & 9 months - Adults	8,586	14,160	60.6%	53.2%	53.7%
% of FP17s for Band 1 Urgent Courses	1,077	17,114	6.3%	9.4%	8.9%
% of FP17s Relating to Free Repair or Replacements	270	17,114	1.6%	0.8%	0.7%
% of FP17s Relating to Continuations	233	17,114	1.4%	0.9%	0.9%
% of Patients satisfied with the dentistry they have received	46	49	93.9%	93.1%	93.9%
% of Patients satisfied with the time they had to wait for an appointment	42	49	85.7%	85.8%	88.4%

* This is based on patients treated on this contract for their most recent course of treatment. Figures in italics indicate the base number of FP17s or Patient Questionnaire responses are less than 100. N/A is shown where the base number of responses is less than 10 during the period. % is calculated as Quantity/Base number*100

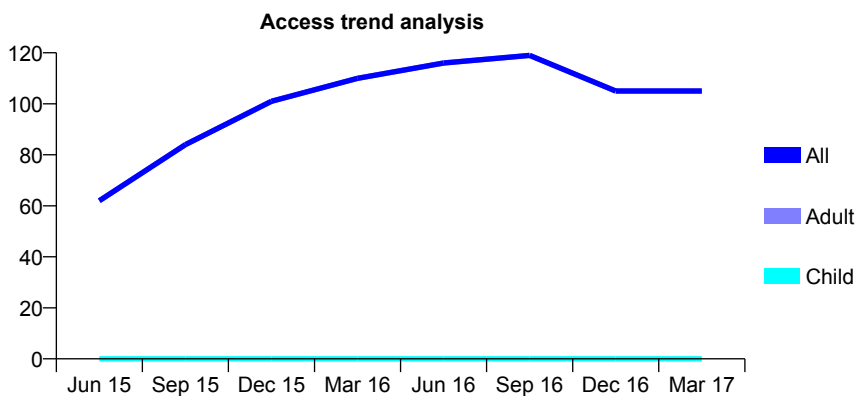
7A6 - Vital Signs At a Glance Contract Report for 120693/0002 - Year end March 2017

Name or company name	Bethcar Dental Practice
Contract type name	PDS Contract
Purpose of contract	General
Contract start date	01/04/2014
Contract end date	31/03/2017

16/17 Contracted general activity (UDA)	400
Carry forward general activity (UDA)	0
16/17 Contracted orthodontic activity (UOA)	0
Carry forward orthodontic activity (UOA)	0
Baseline contract value	£17,880.40

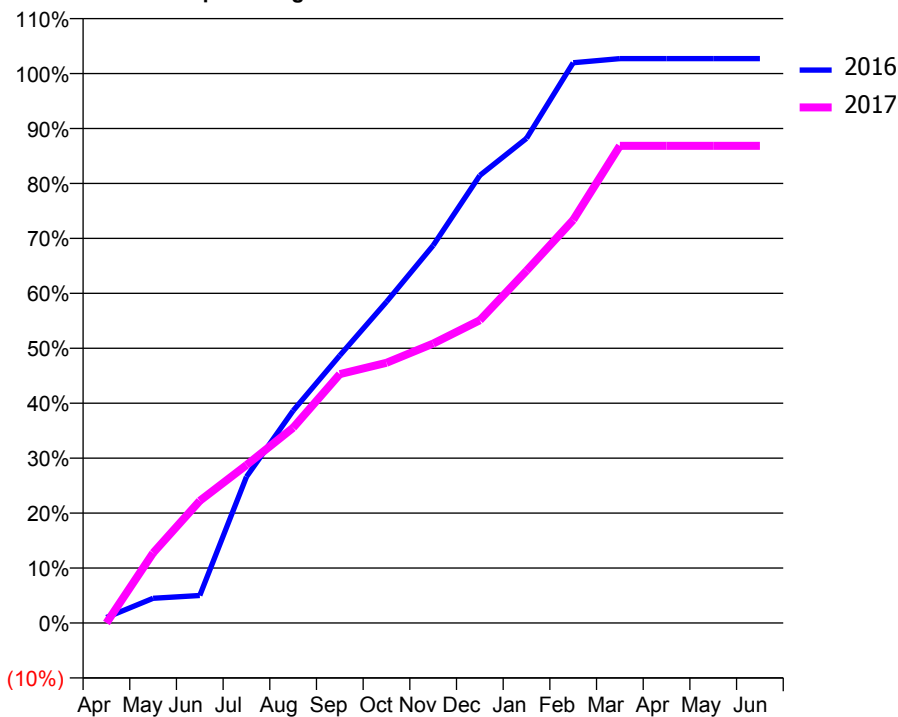
ACCESS*

Patients seen in 24 months	Total	Change since previous quarter
Quarter ending March 2016	110	
Quarter ending June 2016	116	↑
Quarter ending September 2016	119	↑
Quarter ending December 2016	105	↓
Quarter ending March 2017	105	→
Variance since March 2016	(4.5%)	↓



ACTIVITY

Cumulative percentage of contracted UDA delivered 2016 & 2017



Month	Adjusted Scheduled Activity (UDA)	
	2016	2017
April	4	0
May	18	51
June	20	89
July	106	115
August	155	142
September	195	181
October	234	189
November	275	203
December	326	220
January	353	256
February	408	293
March	411	347
April	411	347
May	411	347
June	411	347

QUALITY

	Quantity	Base Number	Contract	LHB	Wales
% of FP17s for the same patient ID Re-attending within 3 months - Children	0	0	N/A	8.9%	11.3%
% of FP17s for the same patient ID Re-attending within 3 months - Adults	3	64	4.7%	15.8%	16.7%
% of FP17s for the same patient ID Re-attending between 3 & 9 months - Children	0	0	N/A	57.0%	58.0%
% of FP17s for the same patient ID Re-attending between 3 & 9 months - Adults	3	64	4.7%	53.2%	53.7%
% of FP17s for Band 1 Urgent Courses	2	64	3.1%	9.4%	8.9%
% of FP17s Relating to Free Repair or Replacements	0	64	0.0%	0.8%	0.7%
% of FP17s Relating to Continuations	0	64	0.0%	0.9%	0.9%
% of Patients satisfied with the dentistry they have received	0	0	N/A	93.1%	93.9%
% of Patients satisfied with the time they had to wait for an appointment	0	0	N/A	85.8%	88.4%

* This is based on patients treated on this contract for their most recent course of treatment. Figures in italics indicate the base number of FP17s or Patient Questionnaire responses are less than 100. N/A is shown where the base number of responses is less than 10 during the period. % is calculated as Quantity/Base number*100

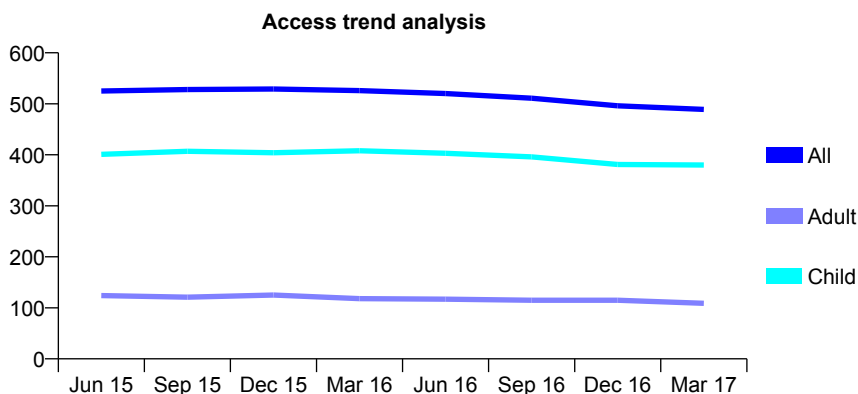
7A6 - Vital Signs At a Glance Contract Report for 126160/0001 - Year end March 2017

Name or company name	Justin M Roberts Ltd
Contract type name	GDS Contract
Purpose of contract	General
Contract start date	01/04/2012
Contract end date	

16/17 Contracted general activity (UDA)	770
Carry forward general activity (UDA)	-23
16/17 Contracted orthodontic activity (UOA)	0
Carry forward orthodontic activity (UOA)	0
Baseline contract value	£22,602.61

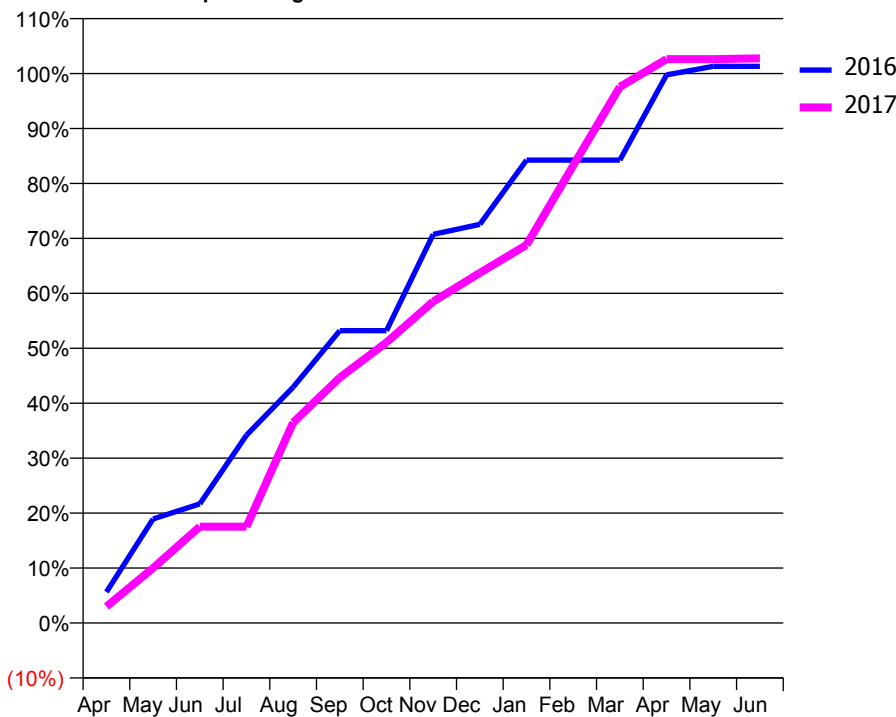
ACCESS*

Patients seen in 24 months	Total	Change since previous quarter
Quarter ending March 2016	526	
Quarter ending June 2016	520	↓
Quarter ending September 2016	511	↓
Quarter ending December 2016	496	↓
Quarter ending March 2017	489	↓
Variance since March 2016	(7.0%)	↓



ACTIVITY

Cumulative percentage of contracted UDA delivered 2016 & 2017



Month	Adjusted Scheduled Activity (UDA)	
	2016	2017
April	43	23
May	146	77
June	167	135
July	263	135
August	330	281
September	410	344
October	410	393
November	545	450
December	559	491
January	649	530
February	649	641
March	649	751
April	768	790
May	780	790
June	780	791

QUALITY

	Quantity	Base Number	Contract	LHB	Wales
% of FP17s for the same patient ID Re-attending within 3 months - Children	33	523	6.3%	8.9%	11.3%
% of FP17s for the same patient ID Re-attending within 3 months - Adults	6	77	7.8%	15.8%	16.7%
% of FP17s for the same patient ID Re-attending between 3 & 9 months - Children	235	523	44.9%	57.0%	58.0%
% of FP17s for the same patient ID Re-attending between 3 & 9 months - Adults	26	77	33.8%	53.2%	53.7%
% of FP17s for Band 1 Urgent Courses	6	521	1.2%	9.4%	8.9%
% of FP17s Relating to Free Repair or Replacements	0	521	0.0%	0.8%	0.7%
% of FP17s Relating to Continuations	4	521	0.8%	0.9%	0.9%
% of Patients satisfied with the dentistry they have received	0	0	N/A	93.1%	93.9%
% of Patients satisfied with the time they had to wait for an appointment	0	0	N/A	85.8%	88.4%

* This is based on patients treated on this contract for their most recent course of treatment. Figures in italics indicate the base number of FP17s or Patient Questionnaire responses are less than 100. N/A is shown where the base number of responses is less than 10 during the period. % is calculated as Quantity/Base number*100

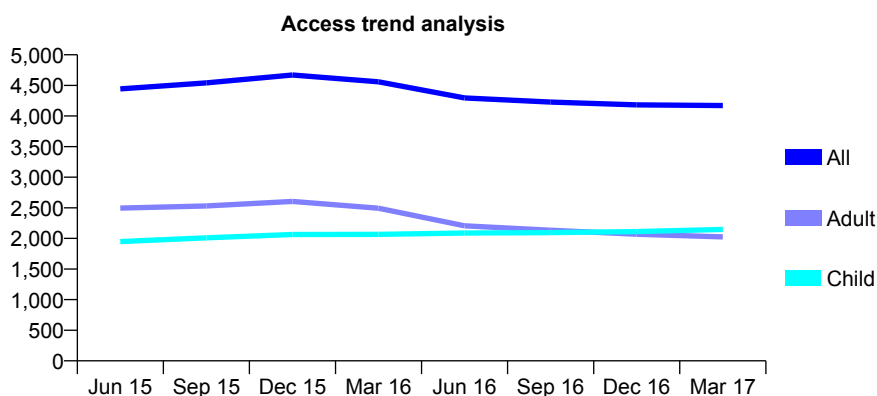
7A6 - Vital Signs At a Glance Contract Report for 126314/0001 - Year end March 2017

Name or company name	Sunnycourt Ltd
Contract type name	GDS Contract
Purpose of contract	General
Contract start date	01/01/2011
Contract end date	

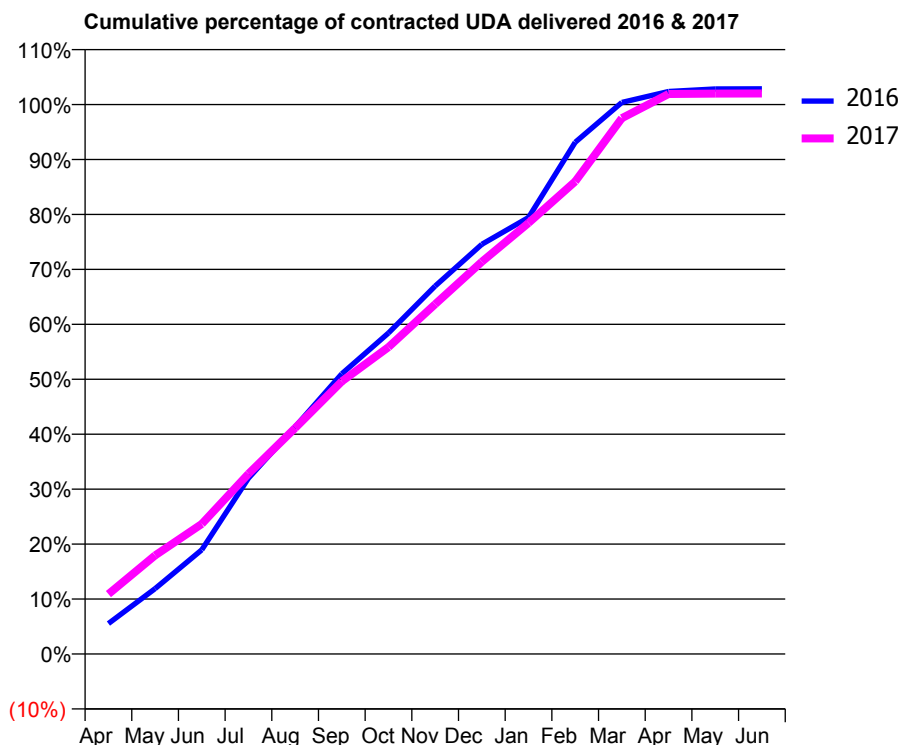
16/17 Contracted general activity (UDA)	13,222
Carry forward general activity (UDA)	-413
16/17 Contracted orthodontic activity (UOA)	0
Carry forward orthodontic activity (UOA)	0
Baseline contract value	£311,189.64

ACCESS*

Patients seen in 24 months	Total	Change since previous quarter
Quarter ending March 2016	4,559	
Quarter ending June 2016	4,295	↓
Quarter ending September 2016	4,227	↓
Quarter ending December 2016	4,182	↓
Quarter ending March 2017	4,171	→
Variance since March 2016	(8.5%)	↓



ACTIVITY



Month	Adjusted Scheduled Activity (UDA)	
	2016	2017
April	733	1,443
May	1,574	2,372
June	2,506	3,130
July	4,229	4,337
August	5,467	5,436
September	6,743	6,561
October	7,725	7,384
November	8,853	8,419
December	9,859	9,438
January	10,502	10,373
February	12,311	11,369
March	13,271	12,894
April	13,536	13,473
May	13,596	13,483
June	13,599	13,486

QUALITY

	Quantity	Base Number	Contract	LHB	Wales
% of FP17s for the same patient ID Re-attending within 3 months - Children	213	2,957	7.2%	8.9%	11.3%
% of FP17s for the same patient ID Re-attending within 3 months - Adults	327	2,250	14.5%	15.8%	16.7%
% of FP17s for the same patient ID Re-attending between 3 & 9 months - Children	1,566	2,957	53.0%	57.0%	58.0%
% of FP17s for the same patient ID Re-attending between 3 & 9 months - Adults	1,141	2,250	50.7%	53.2%	53.7%
% of FP17s for Band 1 Urgent Courses	300	5,308	5.7%	9.4%	8.9%
% of FP17s Relating to Free Repair or Replacements	1	5,308	0.0%	0.8%	0.7%
% of FP17s Relating to Continuations	14	5,308	0.3%	0.9%	0.9%
% of Patients satisfied with the dentistry they have received	11	11	100.0%	93.1%	93.9%
% of Patients satisfied with the time they had to wait for an appointment	11	11	100.0%	85.8%	88.4%

* This is based on patients treated on this contract for their most recent course of treatment. Figures in italics indicate the base number of FP17s or Patient Questionnaire responses are less than 100. N/A is shown where the base number of responses is less than 10 during the period. % is calculated as Quantity/Base number*100

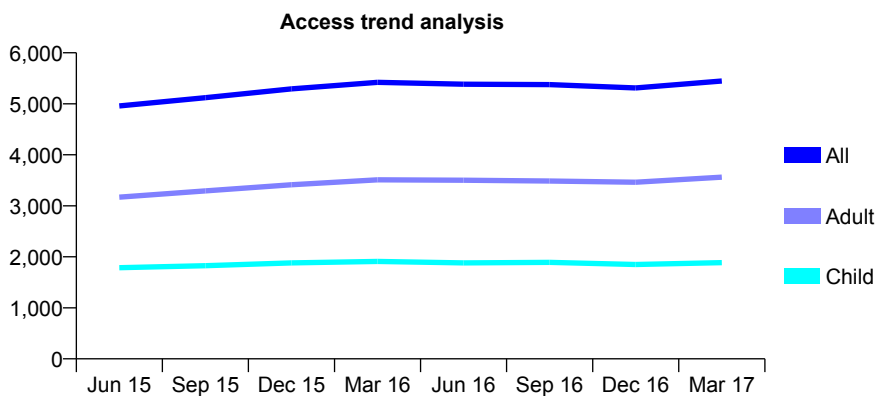
7A6 - Vital Signs At a Glance Contract Report for 128112/0001 - Year end March 2017

Name or company name	Malpas Dental Practice Limited
Contract type name	GDS Contract
Purpose of contract	General
Contract start date	01/08/2010
Contract end date	

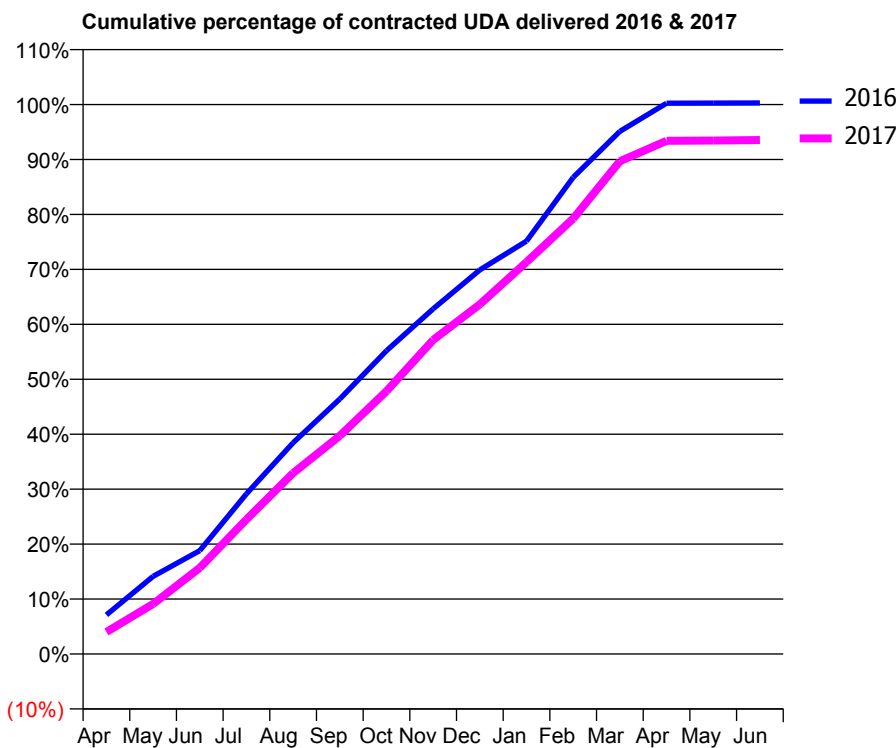
16/17 Contracted general activity (UDA)	16,705
Carry forward general activity (UDA)	-69
16/17 Contracted orthodontic activity (UOA)	0
Carry forward orthodontic activity (UOA)	0
Baseline contract value	£524,539.64

ACCESS*

Patients seen in 24 months	Total	Change since previous quarter
Quarter ending March 2016	5,421	
Quarter ending June 2016	5,385	→
Quarter ending September 2016	5,376	→
Quarter ending December 2016	5,312	↓
Quarter ending March 2017	5,448	↑
Variance since March 2016	0.5%	→



ACTIVITY



Month	Adjusted Scheduled Activity (UDA)	
	2016	2017
April	1,188	670
May	2,360	1,520
June	3,143	2,622
July	4,871	4,093
August	6,424	5,503
September	7,755	6,636
October	9,220	7,992
November	10,493	9,549
December	11,676	10,632
January	12,551	11,914
February	14,489	13,236
March	15,889	14,980
April	16,744	15,600
May	16,750	15,609
June	16,754	15,624

QUALITY

	Quantity	Base Number	Contract	LHB	Wales
% of FP17s for the same patient ID Re-attending within 3 months - Children	201	3,007	6.7%	8.9%	11.3%
% of FP17s for the same patient ID Re-attending within 3 months - Adults	910	5,939	15.3%	15.8%	16.7%
% of FP17s for the same patient ID Re-attending between 3 & 9 months - Children	2,088	3,007	69.4%	57.0%	58.0%
% of FP17s for the same patient ID Re-attending between 3 & 9 months - Adults	4,128	5,939	69.5%	53.2%	53.7%
% of FP17s for Band 1 Urgent Courses	532	8,794	6.0%	9.4%	8.9%
% of FP17s Relating to Free Repair or Replacements	45	8,794	0.5%	0.8%	0.7%
% of FP17s Relating to Continuations	46	8,794	0.5%	0.9%	0.9%
% of Patients satisfied with the dentistry they have received	13	14	92.9%	93.1%	93.9%
% of Patients satisfied with the time they had to wait for an appointment	13	14	92.9%	85.8%	88.4%

* This is based on patients treated on this contract for their most recent course of treatment. Figures in italics indicate the base number of FP17s or Patient Questionnaire responses are less than 100. N/A is shown where the base number of responses is less than 10 during the period. % is calculated as Quantity/Base number*100

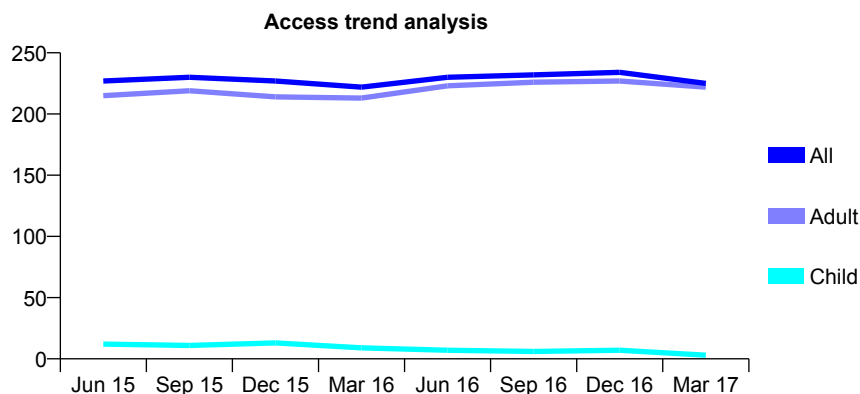
7A6 - Vital Signs At a Glance Contract Report for 128112/0002 - Year end March 2017

Name or company name	Malpas Dental Practice Limited
Contract type name	PDS Contract
Purpose of contract	General
Contract start date	19/11/2012
Contract end date	31/03/2018

16/17 Contracted general activity (UDA)	250
Carry forward general activity (UDA)	0
16/17 Contracted orthodontic activity (UOA)	0
Carry forward orthodontic activity (UOA)	0
Baseline contract value	£12,139.01

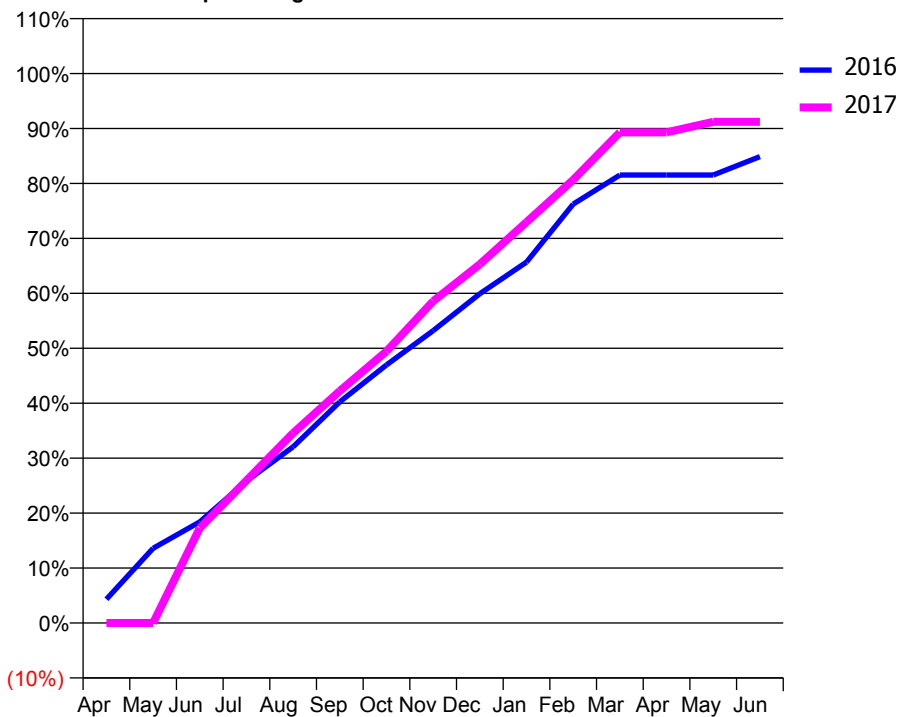
ACCESS*

Patients seen in 24 months	Total	Change since previous quarter
Quarter ending March 2016	222	
Quarter ending June 2016	230	↑
Quarter ending September 2016	232	→
Quarter ending December 2016	234	→
Quarter ending March 2017	225	↓
Variance since March 2016	1.4%	→



ACTIVITY

Cumulative percentage of contracted UDA delivered 2016 & 2017



Month	Adjusted Scheduled Activity (UDA)	
	2016	2017
April	11	0
May	34	0
June	46	43
July	65	65
August	80	86
September	101	106
October	117	124
November	133	146
December	150	163
January	164	182
February	191	202
March	204	223
April	204	223
May	204	228
June	212	228

QUALITY

	Quantity	Base Number	Contract	LHB	Wales
% of FP17s for the same patient ID Re-attending within 3 months - Children	0	4	0.0%	8.9%	11.3%
% of FP17s for the same patient ID Re-attending within 3 months - Adults	1	189	0.5%	15.8%	16.7%
% of FP17s for the same patient ID Re-attending between 3 & 9 months - Children	0	4	0.0%	57.0%	58.0%
% of FP17s for the same patient ID Re-attending between 3 & 9 months - Adults	0	189	0.0%	53.2%	53.7%
% of FP17s for Band 1 Urgent Courses	190	190	100.0%	9.4%	8.9%
% of FP17s Relating to Free Repair or Replacements	0	190	0.0%	0.8%	0.7%
% of FP17s Relating to Continuations	0	190	0.0%	0.9%	0.9%
% of Patients satisfied with the dentistry they have received	0	0	N/A	93.1%	93.9%
% of Patients satisfied with the time they had to wait for an appointment	0	0	N/A	85.8%	88.4%

* This is based on patients treated on this contract for their most recent course of treatment. Figures in italics indicate the base number of FP17s or Patient Questionnaire responses are less than 100. N/A is shown where the base number of responses is less than 10 during the period. % is calculated as Quantity/Base number*100

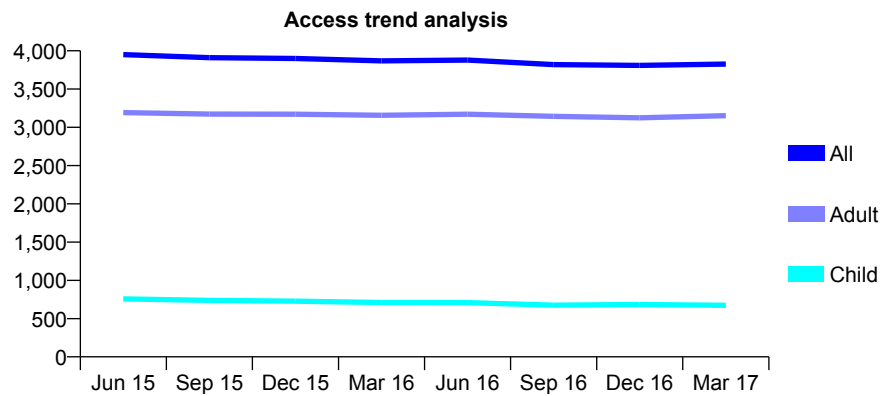
7A6 - Vital Signs At a Glance Contract Report for 128600/0001 - Year end March 2017

Name or company name	Llanyrafon Dental Practice Ltd
Contract type name	GDS Contract
Purpose of contract	General
Contract start date	01/04/2012
Contract end date	

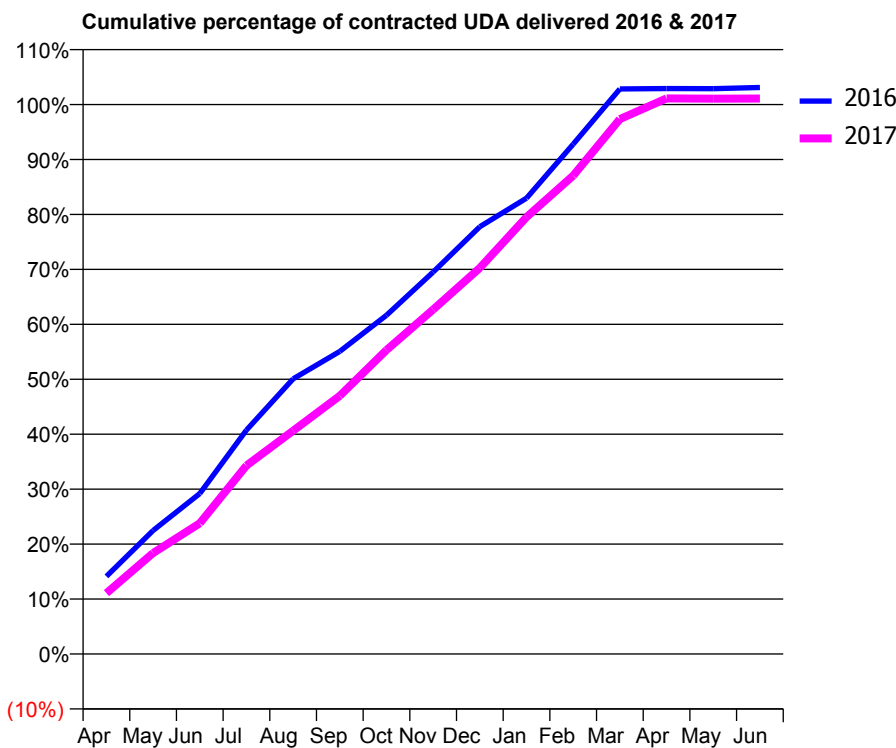
16/17 Contracted general activity (UDA)	10,780
Carry forward general activity (UDA)	-371
16/17 Contracted orthodontic activity (UOA)	0
Carry forward orthodontic activity (UOA)	0
Baseline contract value	£264,930.84

ACCESS*

Patients seen in 24 months	Total	Change since previous quarter
Quarter ending March 2016	3,868	
Quarter ending June 2016	3,879	→
Quarter ending September 2016	3,820	↓
Quarter ending December 2016	3,809	→
Quarter ending March 2017	3,826	→
Variance since March 2016	(1.1%)	↓



ACTIVITY



Month	Adjusted Scheduled Activity (UDA)	
	2016	2017
April	1,524	1,193
May	2,423	1,982
June	3,149	2,565
July	4,393	3,697
August	5,398	4,380
September	5,938	5,066
October	6,645	5,962
November	7,495	6,758
December	8,382	7,575
January	8,943	8,572
February	10,003	9,386
March	11,086	10,495
April	11,093	10,900
May	11,091	10,893
June	11,114	10,897

QUALITY

	Quantity	Base Number	Contract	LHB	Wales
% of FP17s for the same patient ID Re-attending within 3 months - Children	19	941	2.0%	8.9%	11.3%
% of FP17s for the same patient ID Re-attending within 3 months - Adults	218	4,116	5.3%	15.8%	16.7%
% of FP17s for the same patient ID Re-attending between 3 & 9 months - Children	555	941	59.0%	57.0%	58.0%
% of FP17s for the same patient ID Re-attending between 3 & 9 months - Adults	2,527	4,116	61.4%	53.2%	53.7%
% of FP17s for Band 1 Urgent Courses	41	5,236	0.8%	9.4%	8.9%
% of FP17s Relating to Free Repair or Replacements	4	5,236	0.1%	0.8%	0.7%
% of FP17s Relating to Continuations	3	5,236	0.1%	0.9%	0.9%
% of Patients satisfied with the dentistry they have received	23	24	95.8%	93.1%	93.9%
% of Patients satisfied with the time they had to wait for an appointment	22	24	91.7%	85.8%	88.4%

* This is based on patients treated on this contract for their most recent course of treatment. Figures in italics indicate the base number of FP17s or Patient Questionnaire responses are less than 100. N/A is shown where the base number of responses is less than 10 during the period. % is calculated as Quantity/Base number*100

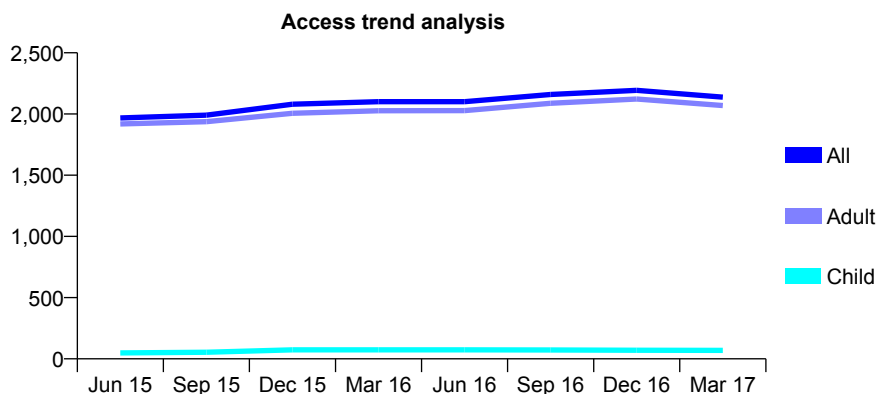
7A6 - Vital Signs At a Glance Contract Report for 128945/0001 - Year end March 2017

Name or company name	Devon Place Limited
Contract type name	PDS Contract
Purpose of contract	General
Contract start date	01/04/2012
Contract end date	31/03/2018

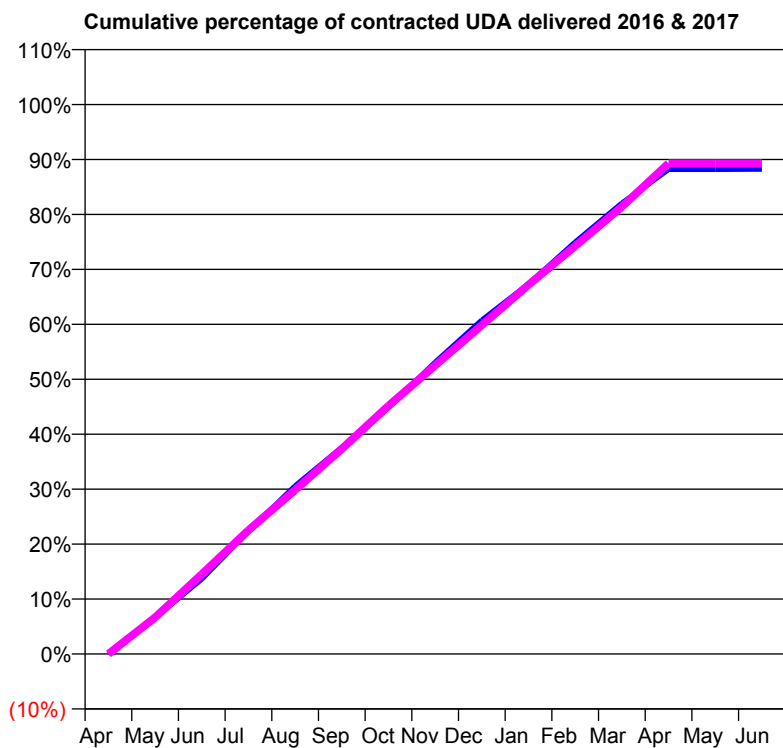
16/17 Contracted general activity (UDA)	3,095
Carry forward general activity (UDA)	0
16/17 Contracted orthodontic activity (UOA)	0
Carry forward orthodontic activity (UOA)	0
Baseline contract value	£79,957.14

ACCESS*

Patients seen in 24 months	Total	Change since previous quarter
Quarter ending March 2016	2,101	
Quarter ending June 2016	2,101	→
Quarter ending September 2016	2,160	↑
Quarter ending December 2016	2,193	→
Quarter ending March 2017	2,138	↓
Variance since March 2016	1.8%	→



ACTIVITY



Month	Adjusted Scheduled Activity (UDA)	
	2016	2017
April	0	0
May	206	206
June	422	450
July	692	697
August	947	924
September	1,164	1,156
October	1,389	1,398
November	1,643	1,626
December	1,880	1,853
January	2,084	2,079
February	2,320	2,298
March	2,539	2,520
April	2,730	2,763
May	2,730	2,763
June	2,731	2,763

QUALITY

	Quantity	Base Number	Contract	LHB	Wales
% of FP17s for the same patient ID Re-attending within 3 months - Children	2	96	2.1%	8.9%	11.3%
% of FP17s for the same patient ID Re-attending within 3 months - Adults	128	2,156	5.9%	15.8%	16.7%
% of FP17s for the same patient ID Re-attending between 3 & 9 months - Children	2	96	2.1%	57.0%	58.0%
% of FP17s for the same patient ID Re-attending between 3 & 9 months - Adults	61	2,156	2.8%	53.2%	53.7%
% of FP17s for Band 1 Urgent Courses	2,272	2,291	99.2%	9.4%	8.9%
% of FP17s Relating to Free Repair or Replacements	0	2,291	0.0%	0.8%	0.7%
% of FP17s Relating to Continuations	0	2,291	0.0%	0.9%	0.9%
% of Patients satisfied with the dentistry they have received	2	2	N/A	93.1%	93.9%
% of Patients satisfied with the time they had to wait for an appointment	2	2	N/A	85.8%	88.4%

* This is based on patients treated on this contract for their most recent course of treatment. Figures in italics indicate the base number of FP17s or Patient Questionnaire responses are less than 100. N/A is shown where the base number of responses is less than 10 during the period. % is calculated as Quantity/Base number*100

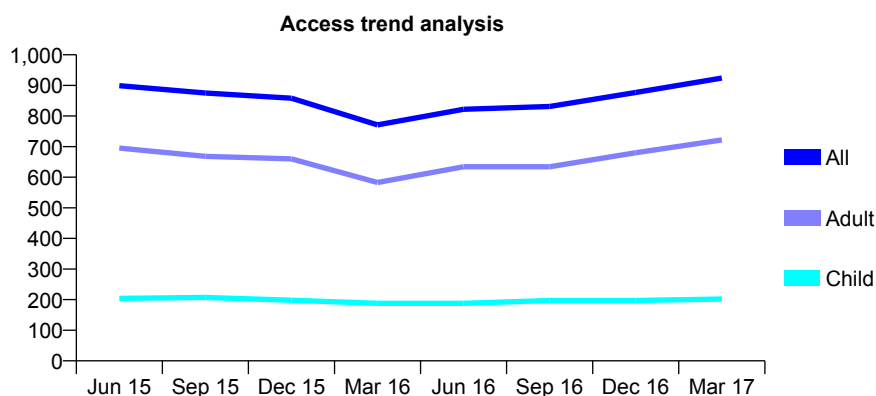
7A6 - Vital Signs At a Glance Contract Report for 128945/0002 - Year end March 2017

Name or company name	Devon Place Limited
Contract type name	GDS Contract
Purpose of contract	General
Contract start date	01/04/2012
Contract end date	

16/17 Contracted general activity (UDA)	3,767
Carry forward general activity (UDA)	188
16/17 Contracted orthodontic activity (UOA)	0
Carry forward orthodontic activity (UOA)	0
Baseline contract value	£92,679.97

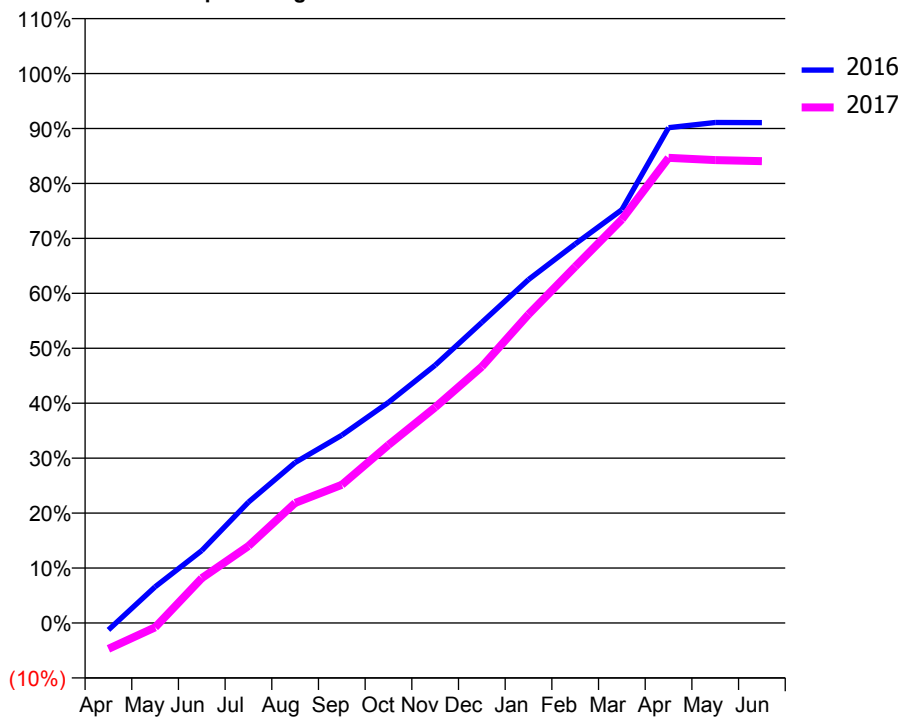
ACCESS*

Patients seen in 24 months	Total	Change since previous quarter
Quarter ending March 2016	771	
Quarter ending June 2016	822	↑
Quarter ending September 2016	831	→
Quarter ending December 2016	877	↑
Quarter ending March 2017	924	↑
Variance since March 2016	19.8%	↑



ACTIVITY

Cumulative percentage of contracted UDA delivered 2016 & 2017



Month	Adjusted Scheduled Activity (UDA)	
	2016	2017
April	-48	-178
May	249	-31
June	497	308
July	828	528
August	1,100	823
September	1,288	947
October	1,512	1,221
November	1,768	1,478
December	2,061	1,758
January	2,354	2,116
February	2,598	2,443
March	2,833	2,767
April	3,395	3,189
May	3,431	3,173
June	3,430	3,166

QUALITY

	Quantity	Base Number	Contract	LHB	Wales
% of FP17s for the same patient ID Re-attending within 3 months - Children	28	374	7.5%	8.9%	11.3%
% of FP17s for the same patient ID Re-attending within 3 months - Adults	121	1,146	10.6%	15.8%	16.7%
% of FP17s for the same patient ID Re-attending between 3 & 9 months - Children	245	374	65.5%	57.0%	58.0%
% of FP17s for the same patient ID Re-attending between 3 & 9 months - Adults	624	1,146	54.5%	53.2%	53.7%
% of FP17s for Band 1 Urgent Courses	110	1,499	7.3%	9.4%	8.9%
% of FP17s Relating to Free Repair or Replacements	3	1,499	0.2%	0.8%	0.7%
% of FP17s Relating to Continuations	0	1,499	0.0%	0.9%	0.9%
% of Patients satisfied with the dentistry they have received	9	9	N/A	93.1%	93.9%
% of Patients satisfied with the time they had to wait for an appointment	7	9	N/A	85.8%	88.4%

* This is based on patients treated on this contract for their most recent course of treatment. Figures in italics indicate the base number of FP17s or Patient Questionnaire responses are less than 100. N/A is shown where the base number of responses is less than 10 during the period. % is calculated as Quantity/Base number*100

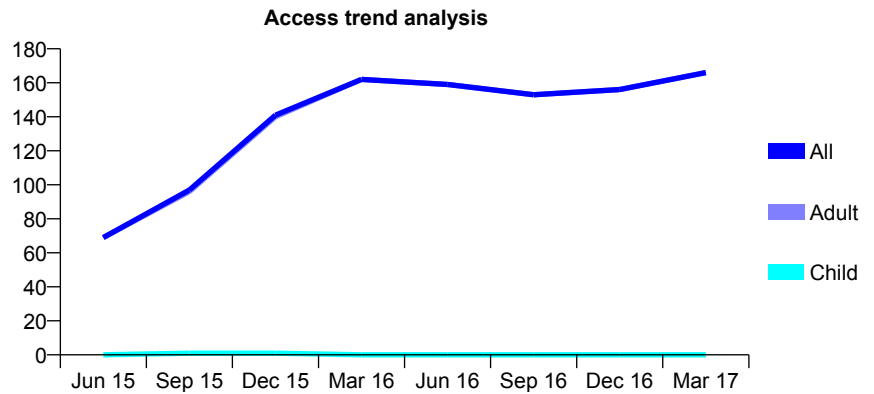
7A6 - Vital Signs At a Glance Contract Report for 128945/0004 - Year end March 2017

Name or company name	Devon Place Limited
Contract type name	PDS Contract
Purpose of contract	General
Contract start date	01/04/2014
Contract end date	31/03/2017

16/17 Contracted general activity (UDA)	550
Carry forward general activity (UDA)	0
16/17 Contracted orthodontic activity (UOA)	0
Carry forward orthodontic activity (UOA)	0
Baseline contract value	£24,585.55

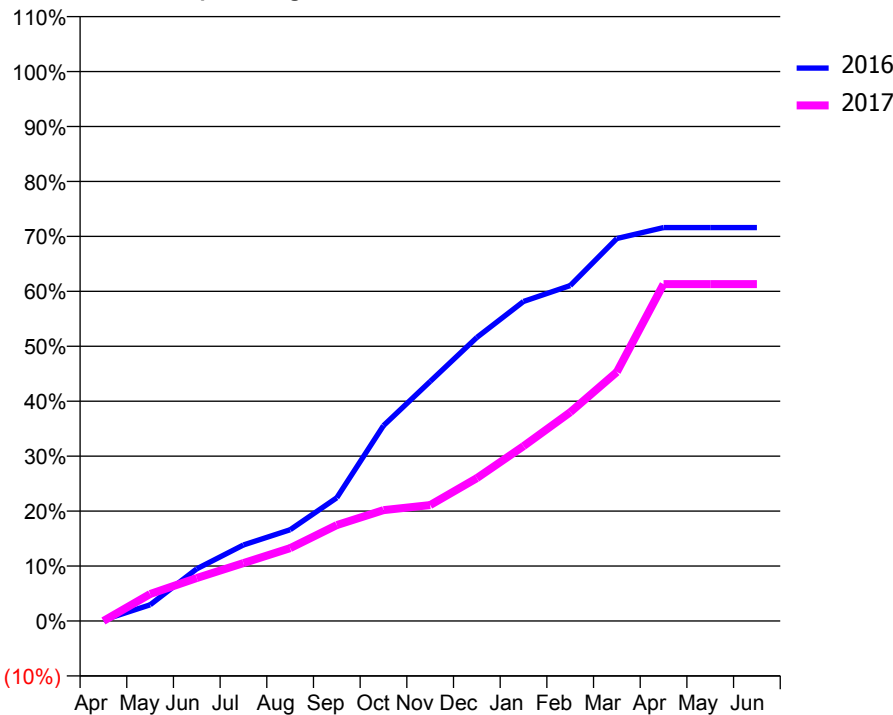
ACCESS*

Patients seen in 24 months	Total	Change since previous quarter
Quarter ending March 2016	162	
Quarter ending June 2016	159	↓
Quarter ending September 2016	153	↓
Quarter ending December 2016	156	→
Quarter ending March 2017	166	↑
Variance since March 2016	2.5%	↑



ACTIVITY

Cumulative percentage of contracted UDA delivered 2016 & 2017



Month	Adjusted Scheduled Activity (UDA)	
	2016	2017
April	1	0
May	16	27
June	52	43
July	76	58
August	91	73
September	123	96
October	196	111
November	240	116
December	284	143
January	320	175
February	336	209
March	383	249
April	394	337
May	394	337
June	394	337

QUALITY

	Quantity	Base Number	Contract	LHB	Wales
% of FP17s for the same patient ID Re-attending within 3 months - Children	0	0	N/A	8.9%	11.3%
% of FP17s for the same patient ID Re-attending within 3 months - Adults	6	75	8.0%	15.8%	16.7%
% of FP17s for the same patient ID Re-attending between 3 & 9 months - Children	0	0	N/A	57.0%	58.0%
% of FP17s for the same patient ID Re-attending between 3 & 9 months - Adults	5	75	6.7%	53.2%	53.7%
% of FP17s for Band 1 Urgent Courses	1	78	1.3%	9.4%	8.9%
% of FP17s Relating to Free Repair or Replacements	0	78	0.0%	0.8%	0.7%
% of FP17s Relating to Continuations	1	78	1.3%	0.9%	0.9%
% of Patients satisfied with the dentistry they have received	0	0	N/A	93.1%	93.9%
% of Patients satisfied with the time they had to wait for an appointment	0	0	N/A	85.8%	88.4%

* This is based on patients treated on this contract for their most recent course of treatment. Figures in italics indicate the base number of FP17s or Patient Questionnaire responses are less than 100. N/A is shown where the base number of responses is less than 10 during the period. % is calculated as Quantity/Base number*100

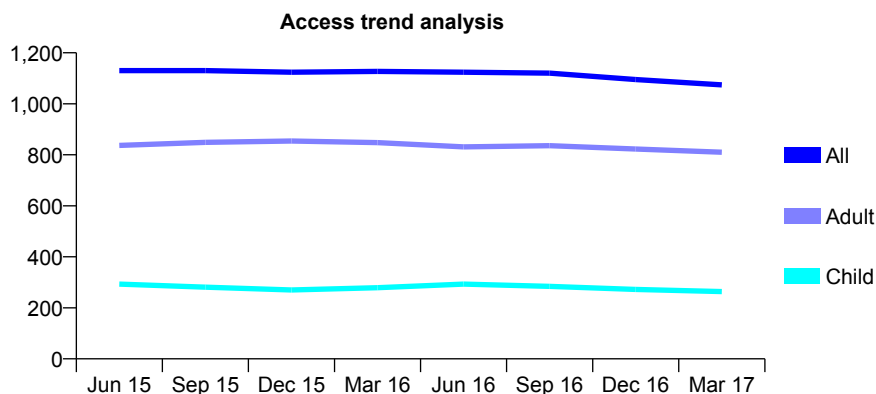
7A6 - Vital Signs At a Glance Contract Report for 130389/0001 - Year end March 2017

Name or company name	Aneurin Bevan Health Board
Contract type name	GDS Contract
Purpose of contract	General
Contract start date	18/07/2006
Contract end date	

16/17 Contracted general activity (UDA)	4,000
Carry forward general activity (UDA)	0
16/17 Contracted orthodontic activity (UOA)	0
Carry forward orthodontic activity (UOA)	0
Baseline contract value	£109,445.60

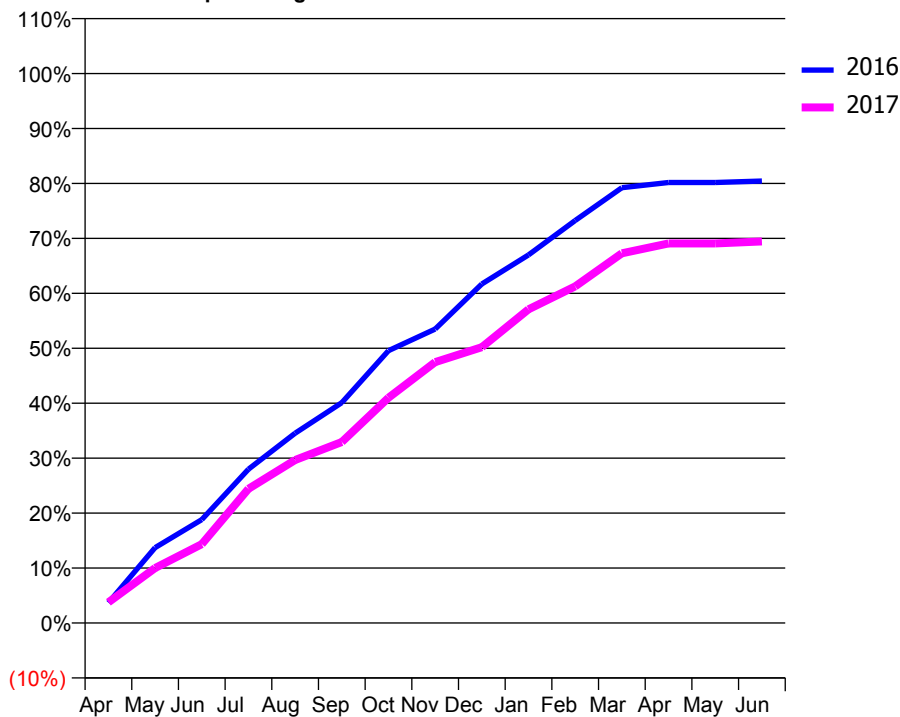
ACCESS*

Patients seen in 24 months	Total	Change since previous quarter
Quarter ending March 2016	1,127	
Quarter ending June 2016	1,124	→
Quarter ending September 2016	1,120	→
Quarter ending December 2016	1,095	↓
Quarter ending March 2017	1,074	↓
Variance since March 2016	(4.7%)	↓



ACTIVITY

Cumulative percentage of contracted UDA delivered 2016 & 2017



Month	Adjusted Scheduled Activity (UDA)	
	2016	2017
April	148	151
May	549	401
June	753	574
July	1,120	977
August	1,382	1,186
September	1,604	1,318
October	1,983	1,640
November	2,140	1,899
December	2,468	2,008
January	2,680	2,283
February	2,930	2,450
March	3,169	2,691
April	3,206	2,763
May	3,206	2,763
June	3,217	2,777

QUALITY

	Quantity	Base Number	Contract	LHB	Wales
% of FP17s for the same patient ID Re-attending within 3 months - Children	29	275	10.5%	8.9%	11.3%
% of FP17s for the same patient ID Re-attending within 3 months - Adults	141	918	15.4%	15.8%	16.7%
% of FP17s for the same patient ID Re-attending between 3 & 9 months - Children	108	275	39.3%	57.0%	58.0%
% of FP17s for the same patient ID Re-attending between 3 & 9 months - Adults	330	918	35.9%	53.2%	53.7%
% of FP17s for Band 1 Urgent Courses	146	1,205	12.1%	9.4%	8.9%
% of FP17s Relating to Free Repair or Replacements	26	1,205	2.2%	0.8%	0.7%
% of FP17s Relating to Continuations	8	1,205	0.7%	0.9%	0.9%
% of Patients satisfied with the dentistry they have received	7	7	N/A	93.1%	93.9%
% of Patients satisfied with the time they had to wait for an appointment	7	7	N/A	85.8%	88.4%

* This is based on patients treated on this contract for their most recent course of treatment. Figures in italics indicate the base number of FP17s or Patient Questionnaire responses are less than 100. N/A is shown where the base number of responses is less than 10 during the period. % is calculated as Quantity/Base number*100

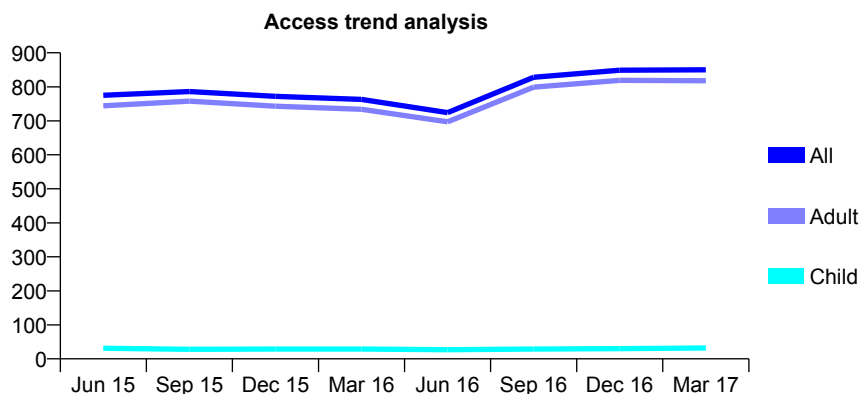
7A6 - Vital Signs At a Glance Contract Report for 130389/0002 - Year end March 2017

Name or company name	Aneurin Bevan Health Board
Contract type name	GDS Contract
Purpose of contract	General
Contract start date	01/06/2007
Contract end date	

16/17 Contracted general activity (UDA)	4,000
Carry forward general activity (UDA)	0
16/17 Contracted orthodontic activity (UOA)	0
Carry forward orthodontic activity (UOA)	0
Baseline contract value	£143,161.69

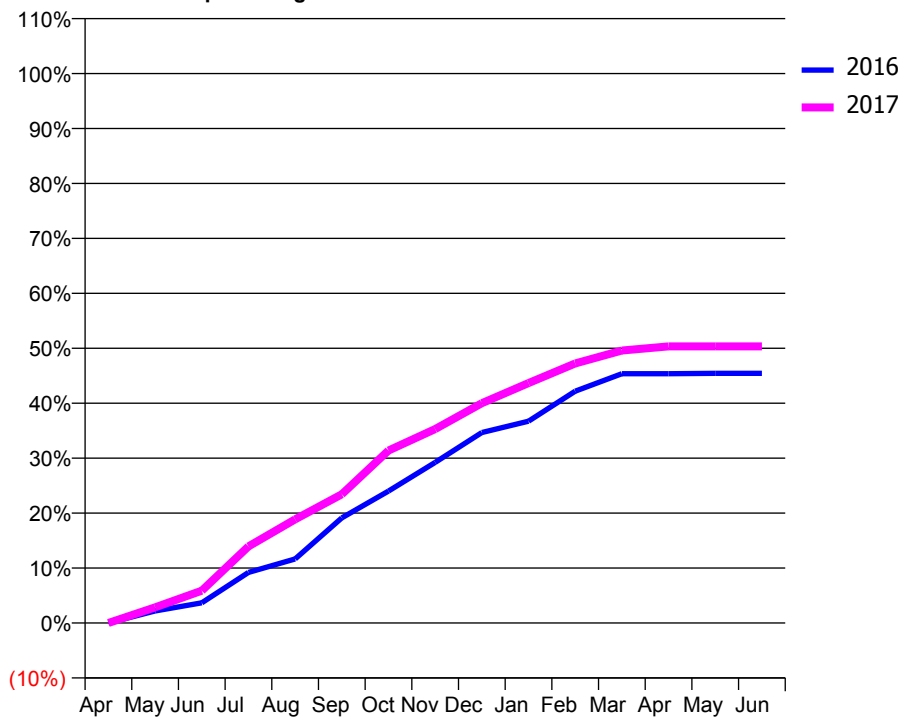
ACCESS*

Patients seen in 24 months	Total	Change since previous quarter
Quarter ending March 2016	763	
Quarter ending June 2016	724	↓
Quarter ending September 2016	828	↑
Quarter ending December 2016	849	↑
Quarter ending March 2017	850	→
Variance since March 2016	11.4%	↑



ACTIVITY

Cumulative percentage of contracted UDA delivered 2016 & 2017



Month	Adjusted Scheduled Activity (UDA)	
	2016	2017
April	0	0
May	88	114
June	147	235
July	369	557
August	466	755
September	765	938
October	960	1,255
November	1,169	1,412
December	1,386	1,600
January	1,469	1,746
February	1,687	1,889
March	1,815	1,983
April	1,815	2,013
May	1,818	2,013
June	1,818	2,013

QUALITY

	Quantity	Base Number	Contract	LHB	Wales
% of FP17s for the same patient ID Re-attending within 3 months - Children	2	38	5.3%	8.9%	11.3%
% of FP17s for the same patient ID Re-attending within 3 months - Adults	46	674	6.8%	15.8%	16.7%
% of FP17s for the same patient ID Re-attending between 3 & 9 months - Children	1	38	2.6%	57.0%	58.0%
% of FP17s for the same patient ID Re-attending between 3 & 9 months - Adults	103	674	15.3%	53.2%	53.7%
% of FP17s for Band 1 Urgent Courses	57	705	8.1%	9.4%	8.9%
% of FP17s Relating to Free Repair or Replacements	1	705	0.1%	0.8%	0.7%
% of FP17s Relating to Continuations	1	705	0.1%	0.9%	0.9%
% of Patients satisfied with the dentistry they have received	0	0	N/A	93.1%	93.9%
% of Patients satisfied with the time they had to wait for an appointment	0	0	N/A	85.8%	88.4%

* This is based on patients treated on this contract for their most recent course of treatment. Figures in italics indicate the base number of FP17s or Patient Questionnaire responses are less than 100. N/A is shown where the base number of responses is less than 10 during the period. % is calculated as Quantity/Base number*100

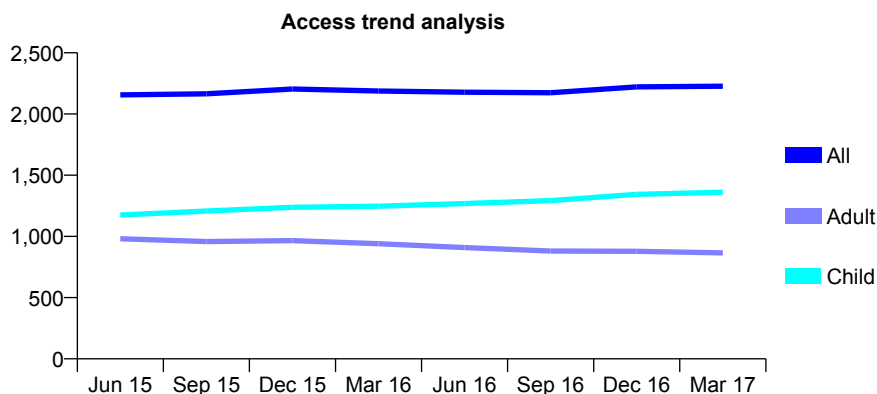
7A6 - Vital Signs At a Glance Contract Report for 133248/0001 - Year end March 2017

Name or company name	Hilltop View Ltd
Contract type name	GDS Contract
Purpose of contract	General
Contract start date	01/04/2011
Contract end date	

16/17 Contracted general activity (UDA)	6,500
Carry forward general activity (UDA)	313
16/17 Contracted orthodontic activity (UOA)	0
Carry forward orthodontic activity (UOA)	0
Baseline contract value	£165,404.65

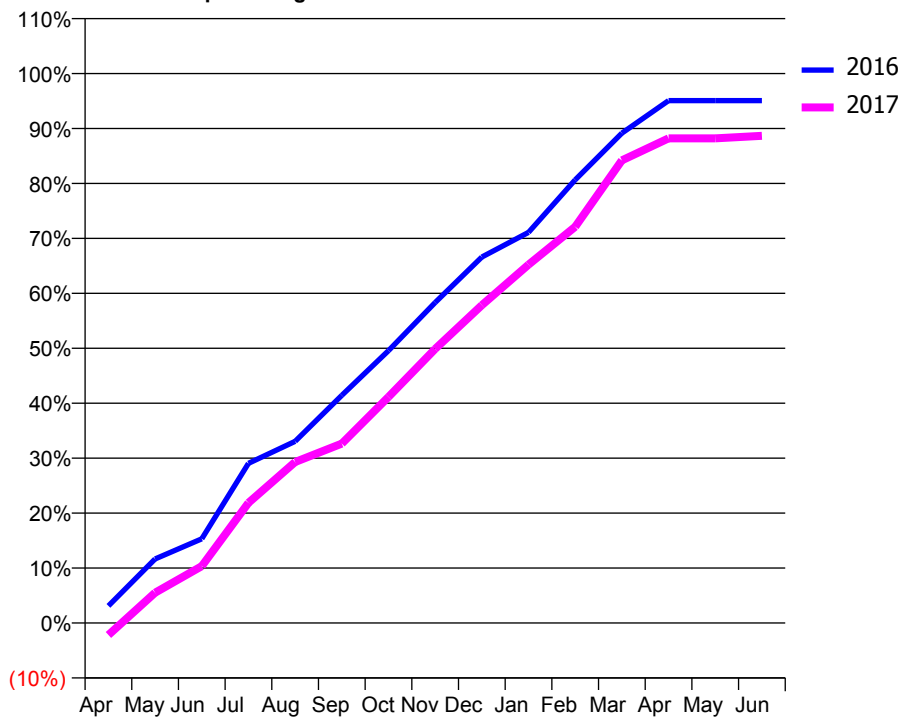
ACCESS*

Patients seen in 24 months	Total	Change since previous quarter
Quarter ending March 2016	2,188	
Quarter ending June 2016	2,178	→
Quarter ending September 2016	2,174	→
Quarter ending December 2016	2,222	↑
Quarter ending March 2017	2,227	→
Variance since March 2016	1.8%	→



ACTIVITY

Cumulative percentage of contracted UDA delivered 2016 & 2017



Month	Adjusted Scheduled Activity (UDA)	
	2016	2017
April	203	-142
May	758	358
June	997	673
July	1,890	1,421
August	2,149	1,905
September	2,694	2,123
October	3,221	2,675
November	3,791	3,242
December	4,329	3,760
January	4,621	4,239
February	5,242	4,687
March	5,794	5,473
April	6,179	5,732
May	6,179	5,733
June	6,179	5,762

QUALITY

	Quantity	Base Number	Contract	LHB	Wales
% of FP17s for the same patient ID Re-attending within 3 months - Children	78	1,674	4.7%	8.9%	11.3%
% of FP17s for the same patient ID Re-attending within 3 months - Adults	175	1,020	17.2%	15.8%	16.7%
% of FP17s for the same patient ID Re-attending between 3 & 9 months - Children	780	1,674	46.6%	57.0%	58.0%
% of FP17s for the same patient ID Re-attending between 3 & 9 months - Adults	488	1,020	47.8%	53.2%	53.7%
% of FP17s for Band 1 Urgent Courses	217	2,652	8.2%	9.4%	8.9%
% of FP17s Relating to Free Repair or Replacements	0	2,652	0.0%	0.8%	0.7%
% of FP17s Relating to Continuations	27	2,652	1.0%	0.9%	0.9%
% of Patients satisfied with the dentistry they have received	5	7	N/A	93.1%	93.9%
% of Patients satisfied with the time they had to wait for an appointment	5	7	N/A	85.8%	88.4%

* This is based on patients treated on this contract for their most recent course of treatment. Figures in italics indicate the base number of FP17s or Patient Questionnaire responses are less than 100. N/A is shown where the base number of responses is less than 10 during the period. % is calculated as Quantity/Base number*100

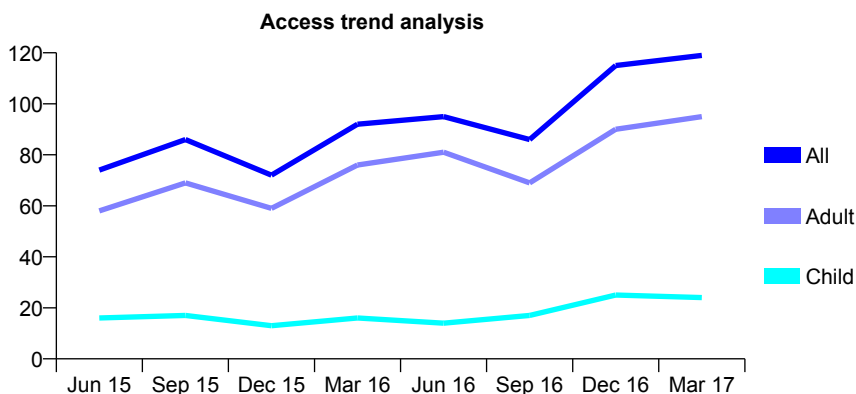
7A6 - Vital Signs At a Glance Contract Report for 133523/0002 - Year end March 2017

Name or company name	Gateway OHS Limited
Contract type name	PDS Contract
Purpose of contract	General
Contract start date	01/07/2010
Contract end date	31/03/2018

16/17 Contracted general activity (UDA)	702
Carry forward general activity (UDA)	0
16/17 Contracted orthodontic activity (UOA)	0
Carry forward orthodontic activity (UOA)	0
Baseline contract value	£83,625.92

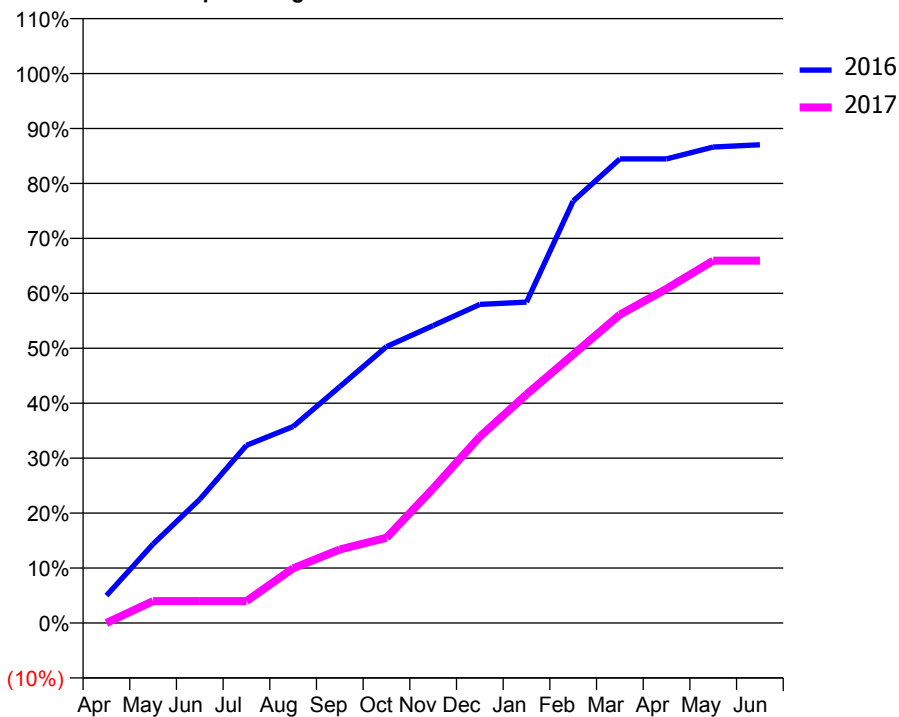
ACCESS*

Patients seen in 24 months	Total	Change since previous quarter
Quarter ending March 2016	92	
Quarter ending June 2016	95	↑
Quarter ending September 2016	86	↓
Quarter ending December 2016	115	↑
Quarter ending March 2017	119	↑
Variance since March 2016	29.3%	↑



ACTIVITY

Cumulative percentage of contracted UDA delivered 2016 & 2017



Month	Adjusted Scheduled Activity (UDA)	
	2016	2017
April	35	0
May	101	28
June	158	28
July	227	28
August	251	70
September	302	94
October	353	109
November	380	172
December	407	238
January	410	292
February	539	343
March	593	394
April	593	427
May	608	463
June	611	463

QUALITY

	Quantity	Base Number	Contract	LHB	Wales
% of FP17s for the same patient ID Re-attending within 3 months - Children	0	38	0.0%	8.9%	11.3%
% of FP17s for the same patient ID Re-attending within 3 months - Adults	1	109	0.9%	15.8%	16.7%
% of FP17s for the same patient ID Re-attending between 3 & 9 months - Children	0	38	0.0%	57.0%	58.0%
% of FP17s for the same patient ID Re-attending between 3 & 9 months - Adults	1	109	0.9%	53.2%	53.7%
% of FP17s for Band 1 Urgent Courses	0	162	0.0%	9.4%	8.9%
% of FP17s Relating to Free Repair or Replacements	1	162	0.6%	0.8%	0.7%
% of FP17s Relating to Continuations	0	162	0.0%	0.9%	0.9%
% of Patients satisfied with the dentistry they have received	0	0	N/A	93.1%	93.9%
% of Patients satisfied with the time they had to wait for an appointment	0	0	N/A	85.8%	88.4%

* This is based on patients treated on this contract for their most recent course of treatment. Figures in italics indicate the base number of FP17s or Patient Questionnaire responses are less than 100. N/A is shown where the base number of responses is less than 10 during the period. % is calculated as Quantity/Base number*100

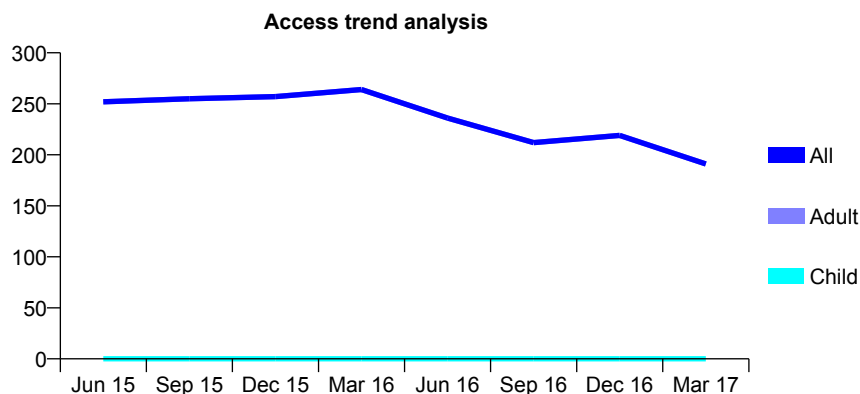
7A6 - Vital Signs At a Glance Contract Report for 133523/0005 - Year end March 2017

Name or company name	Gateway OHS Limited
Contract type name	PDS Contract
Purpose of contract	General
Contract start date	01/07/2010
Contract end date	31/03/2020

16/17 Contracted general activity (UDA)	600
Carry forward general activity (UDA)	0
16/17 Contracted orthodontic activity (UOA)	0
Carry forward orthodontic activity (UOA)	0
Baseline contract value	£21,000.87

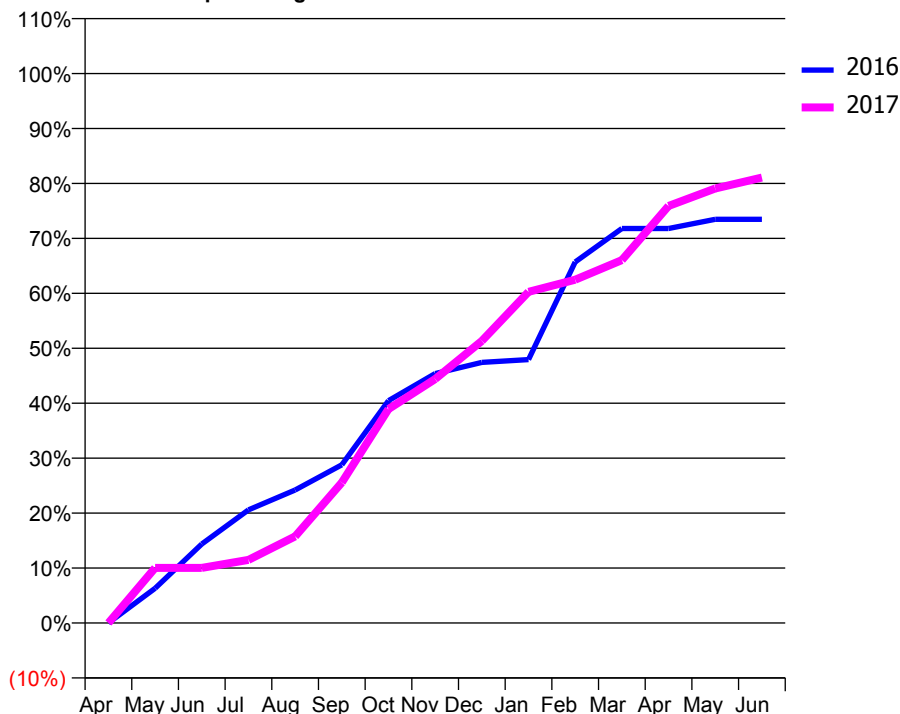
ACCESS*

Patients seen in 24 months	Total	Change since previous quarter
Quarter ending March 2016	264	
Quarter ending June 2016	236	↓
Quarter ending September 2016	212	↓
Quarter ending December 2016	219	↑
Quarter ending March 2017	191	↓
Variance since March 2016	(27.7%)	↓



ACTIVITY

Cumulative percentage of contracted UDA delivered 2016 & 2017



Month	Adjusted Scheduled Activity (UDA)	
	2016	2017
April	0	0
May	38	60
June	86	60
July	124	69
August	145	95
September	173	153
October	243	234
November	272	266
December	285	308
January	288	362
February	394	375
March	431	396
April	431	455
May	441	474
June	441	486

QUALITY

	Quantity	Base Number	Contract	LHB	Wales
% of FP17s for the same patient ID Re-attending within 3 months - Children	0	0	N/A	8.9%	11.3%
% of FP17s for the same patient ID Re-attending within 3 months - Adults	10	136	7.4%	15.8%	16.7%
% of FP17s for the same patient ID Re-attending between 3 & 9 months - Children	0	0	N/A	57.0%	58.0%
% of FP17s for the same patient ID Re-attending between 3 & 9 months - Adults	17	136	12.5%	53.2%	53.7%
% of FP17s for Band 1 Urgent Courses	82	166	49.4%	9.4%	8.9%
% of FP17s Relating to Free Repair or Replacements	0	166	0.0%	0.8%	0.7%
% of FP17s Relating to Continuations	1	166	0.6%	0.9%	0.9%
% of Patients satisfied with the dentistry they have received	0	1	N/A	93.1%	93.9%
% of Patients satisfied with the time they had to wait for an appointment	1	1	N/A	85.8%	88.4%

* This is based on patients treated on this contract for their most recent course of treatment. Figures in italics indicate the base number of FP17s or Patient Questionnaire responses are less than 100. N/A is shown where the base number of responses is less than 10 during the period. % is calculated as Quantity/Base number*100

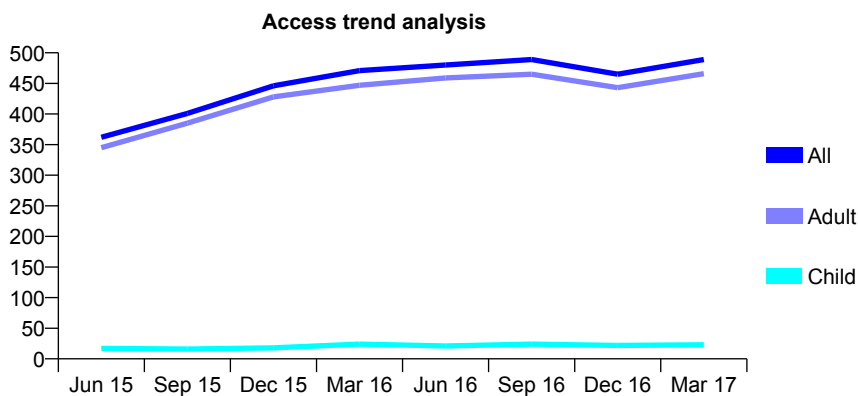
7A6 - Vital Signs At a Glance Contract Report for 133523/0007 - Year end March 2017

Name or company name	Gateway OHS Limited
Contract type name	PDS Contract
Purpose of contract	General
Contract start date	01/04/2011
Contract end date	31/03/2018

16/17 Contracted general activity (UDA)	562
Carry forward general activity (UDA)	0
16/17 Contracted orthodontic activity (UOA)	0
Carry forward orthodontic activity (UOA)	0
Baseline contract value	£20,859.15

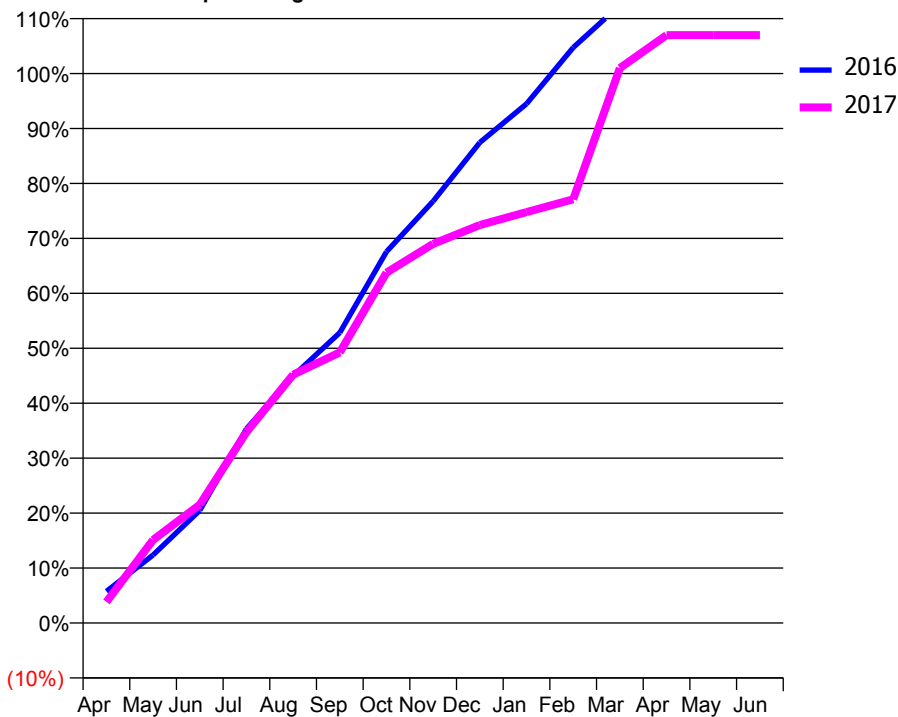
ACCESS*

Patients seen in 24 months	Total	Change since previous quarter
Quarter ending March 2016	471	
Quarter ending June 2016	480	→
Quarter ending September 2016	489	→
Quarter ending December 2016	465	↓
Quarter ending March 2017	489	↑
Variance since March 2016	3.8%	↑



ACTIVITY

Cumulative percentage of contracted UDA delivered 2016 & 2017



Month	Adjusted Scheduled Activity (UDA)	
	2016	2017
April	32	22
May	70	85
June	115	121
July	199	195
August	253	254
September	297	277
October	380	358
November	431	388
December	491	407
January	531	420
February	589	433
March	632	568
April	665	601
May	665	601
June	665	601

QUALITY

	Quantity	Base Number	Contract	LHB	Wales
% of FP17s for the same patient ID Re-attending within 3 months - Children	0	21	0.0%	8.9%	11.3%
% of FP17s for the same patient ID Re-attending within 3 months - Adults	18	471	3.8%	15.8%	16.7%
% of FP17s for the same patient ID Re-attending between 3 & 9 months - Children	0	21	0.0%	57.0%	58.0%
% of FP17s for the same patient ID Re-attending between 3 & 9 months - Adults	6	471	1.3%	53.2%	53.7%
% of FP17s for Band 1 Urgent Courses	486	491	99.0%	9.4%	8.9%
% of FP17s Relating to Free Repair or Replacements	0	491	0.0%	0.8%	0.7%
% of FP17s Relating to Continuations	0	491	0.0%	0.9%	0.9%
% of Patients satisfied with the dentistry they have received	1	2	N/A	93.1%	93.9%
% of Patients satisfied with the time they had to wait for an appointment	1	2	N/A	85.8%	88.4%

* This is based on patients treated on this contract for their most recent course of treatment. Figures in italics indicate the base number of FP17s or Patient Questionnaire responses are less than 100. N/A is shown where the base number of responses is less than 10 during the period. % is calculated as Quantity/Base number*100

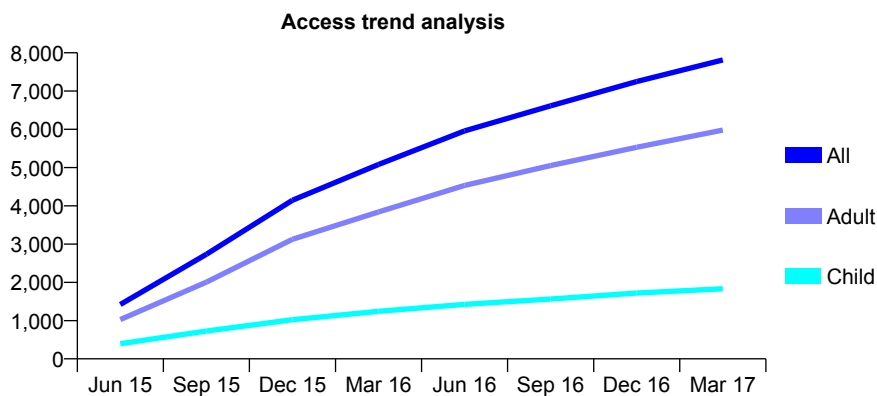
7A6 - Vital Signs At a Glance Contract Report for 133523/0008 - Year end March 2017

Name or company name	Gateway OHS Limited
Contract type name	GDS Contract
Purpose of contract	General
Contract start date	01/04/2015
Contract end date	

16/17 Contracted general activity (UDA)	22,472
Carry forward general activity (UDA)	0
16/17 Contracted orthodontic activity (UOA)	0
Carry forward orthodontic activity (UOA)	0
Baseline contract value	£569,634.36

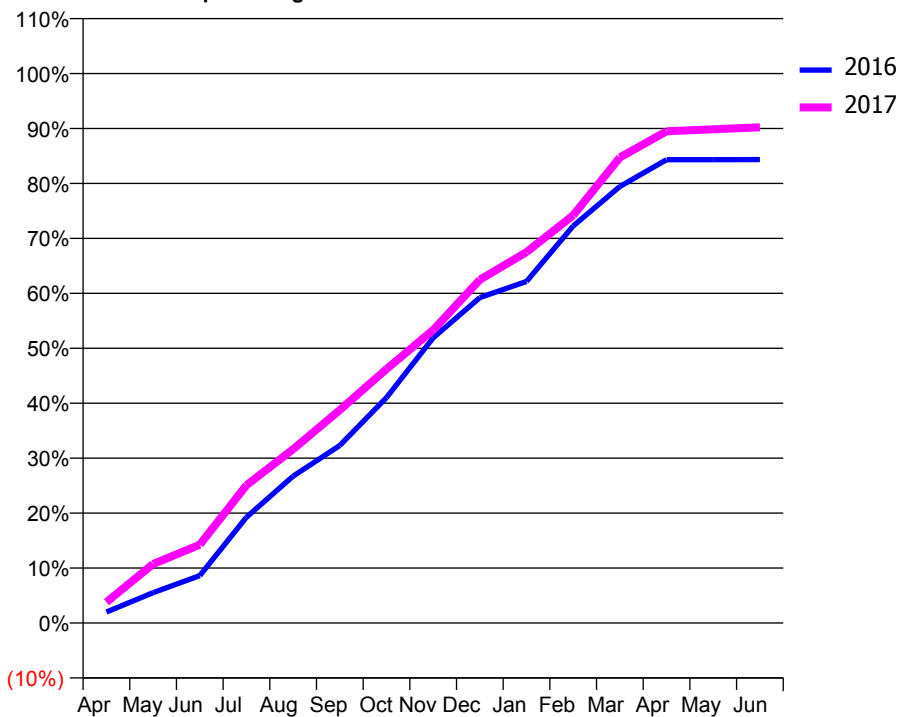
ACCESS*

Patients seen in 24 months	Total	Change since previous quarter
Quarter ending March 2016	5,082	
Quarter ending June 2016	5,959	↑
Quarter ending September 2016	6,615	↑
Quarter ending December 2016	7,249	↑
Quarter ending March 2017	7,812	↑
Variance since March 2016	53.7%	↑



ACTIVITY

Cumulative percentage of contracted UDA delivered 2016 & 2017



Month	Adjusted Scheduled Activity (UDA)	
	2016	2017
April	362	852
May	993	2,414
June	1,552	3,203
July	3,460	5,638
August	4,804	7,108
September	5,810	8,711
October	7,374	10,388
November	9,331	11,983
December	10,647	14,037
January	11,173	15,169
February	12,988	16,673
March	14,280	19,042
April	15,155	20,108
May	15,156	20,193
June	15,161	20,270

QUALITY

	Quantity	Base Number	Contract	LHB	Wales
% of FP17s for the same patient ID Re-attending within 3 months - Children	145	1,900	7.6%	8.9%	11.3%
% of FP17s for the same patient ID Re-attending within 3 months - Adults	1,296	7,219	18.0%	15.8%	16.7%
% of FP17s for the same patient ID Re-attending between 3 & 9 months - Children	483	1,900	25.4%	57.0%	58.0%
% of FP17s for the same patient ID Re-attending between 3 & 9 months - Adults	2,413	7,219	33.4%	53.2%	53.7%
% of FP17s for Band 1 Urgent Courses	1,257	9,154	13.7%	9.4%	8.9%
% of FP17s Relating to Free Repair or Replacements	161	9,154	1.8%	0.8%	0.7%
% of FP17s Relating to Continuations	27	9,154	0.3%	0.9%	0.9%
% of Patients satisfied with the dentistry they have received	29	32	90.6%	93.1%	93.9%
% of Patients satisfied with the time they had to wait for an appointment	24	32	75.0%	85.8%	88.4%

* This is based on patients treated on this contract for their most recent course of treatment. Figures in italics indicate the base number of FP17s or Patient Questionnaire responses are less than 100. N/A is shown where the base number of responses is less than 10 during the period. % is calculated as Quantity/Base number*100

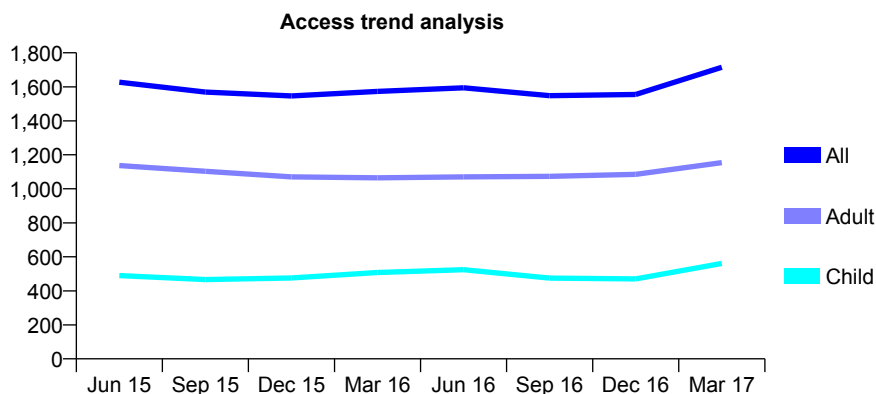
7A6 - Vital Signs At a Glance Contract Report for 140309/0001 - Year end March 2017

Name or company name	A & M Jones Healthcare Ltd
Contract type name	GDS Contract
Purpose of contract	General
Contract start date	01/03/2012
Contract end date	

16/17 Contracted general activity (UDA)	5,754
Carry forward general activity (UDA)	81
16/17 Contracted orthodontic activity (UOA)	0
Carry forward orthodontic activity (UOA)	0
Baseline contract value	£192,744.07

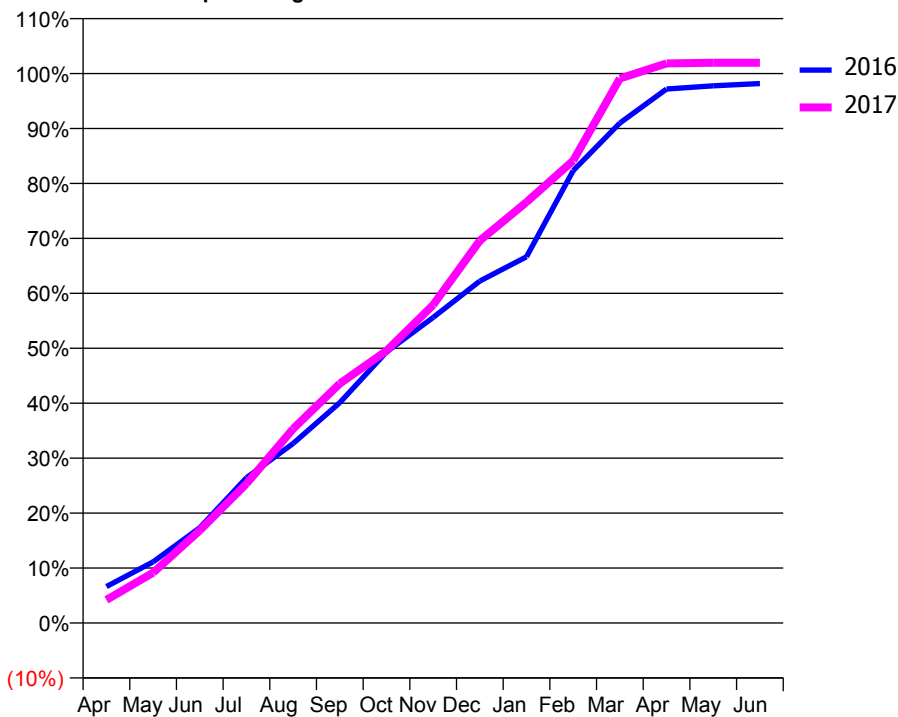
ACCESS*

Patients seen in 24 months	Total	Change since previous quarter
Quarter ending March 2016	1,573	
Quarter ending June 2016	1,594	→
Quarter ending September 2016	1,548	↓
Quarter ending December 2016	1,555	→
Quarter ending March 2017	1,715	↑
Variance since March 2016	9.0%	↑



ACTIVITY

Cumulative percentage of contracted UDA delivered 2016 & 2017



Month	Adjusted Scheduled Activity (UDA)	
	2016	2017
April	382	242
May	640	527
June	997	970
July	1,521	1,458
August	1,880	2,034
September	2,307	2,506
October	2,837	2,851
November	3,200	3,331
December	3,581	4,004
January	3,835	4,407
February	4,737	4,842
March	5,235	5,701
April	5,592	5,860
May	5,625	5,866
June	5,648	5,866

QUALITY

	Quantity	Base Number	Contract	LHB	Wales
% of FP17s for the same patient ID Re-attending within 3 months - Children	36	905	4.0%	8.9%	11.3%
% of FP17s for the same patient ID Re-attending within 3 months - Adults	176	1,699	10.4%	15.8%	16.7%
% of FP17s for the same patient ID Re-attending between 3 & 9 months - Children	391	905	43.2%	57.0%	58.0%
% of FP17s for the same patient ID Re-attending between 3 & 9 months - Adults	593	1,699	34.9%	53.2%	53.7%
% of FP17s for Band 1 Urgent Courses	276	2,502	11.0%	9.4%	8.9%
% of FP17s Relating to Free Repair or Replacements	13	2,502	0.5%	0.8%	0.7%
% of FP17s Relating to Continuations	6	2,502	0.2%	0.9%	0.9%
% of Patients satisfied with the dentistry they have received	3	3	N/A	93.1%	93.9%
% of Patients satisfied with the time they had to wait for an appointment	3	3	N/A	85.8%	88.4%

* This is based on patients treated on this contract for their most recent course of treatment. Figures in italics indicate the base number of FP17s or Patient Questionnaire responses are less than 100. N/A is shown where the base number of responses is less than 10 during the period. % is calculated as Quantity/Base number*100

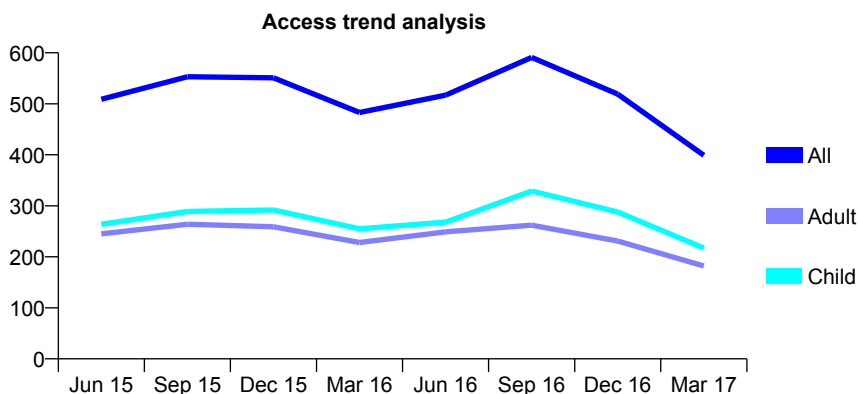
7A6 - Vital Signs At a Glance Contract Report for 140309/0002 - Year end March 2017

Name or company name	A & M Jones Healthcare Ltd
Contract type name	GDS Contract
Purpose of contract	General
Contract start date	01/03/2012
Contract end date	

16/17 Contracted general activity (UDA)	1,314
Carry forward general activity (UDA)	-62
16/17 Contracted orthodontic activity (UOA)	0
Carry forward orthodontic activity (UOA)	0
Baseline contract value	£28,800.48

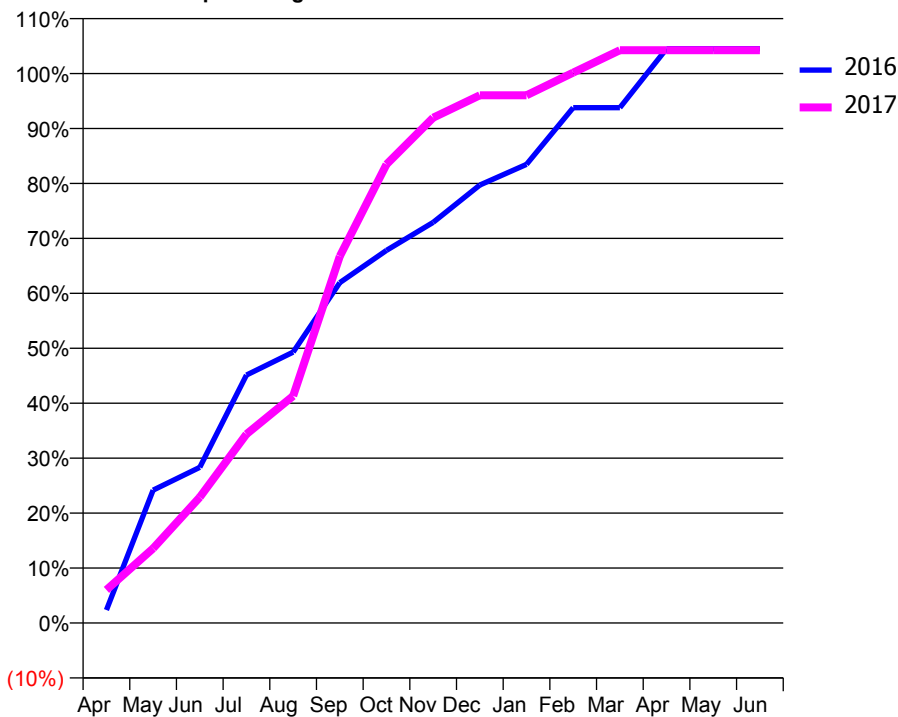
ACCESS*

Patients seen in 24 months	Total	Change since previous quarter
Quarter ending March 2016	483	
Quarter ending June 2016	517	↑
Quarter ending September 2016	591	↑
Quarter ending December 2016	519	↓
Quarter ending March 2017	399	↓
Variance since March 2016	(17.4%)	↓



ACTIVITY

Cumulative percentage of contracted UDA delivered 2016 & 2017



Month	Adjusted Scheduled Activity (UDA)	
	2016	2017
April	31	79
May	318	178
June	372	301
July	593	452
August	648	543
September	814	877
October	891	1,097
November	958	1,208
December	1,047	1,262
January	1,097	1,262
February	1,232	1,316
March	1,232	1,370
April	1,373	1,370
May	1,373	1,370
June	1,373	1,370

QUALITY

	Quantity	Base Number	Contract	LHB	Wales
% of FP17s for the same patient ID Re-attending within 3 months - Children	32	452	7.1%	8.9%	11.3%
% of FP17s for the same patient ID Re-attending within 3 months - Adults	55	355	15.5%	15.8%	16.7%
% of FP17s for the same patient ID Re-attending between 3 & 9 months - Children	249	452	55.1%	57.0%	58.0%
% of FP17s for the same patient ID Re-attending between 3 & 9 months - Adults	149	355	42.0%	53.2%	53.7%
% of FP17s for Band 1 Urgent Courses	78	716	10.9%	9.4%	8.9%
% of FP17s Relating to Free Repair or Replacements	1	716	0.1%	0.8%	0.7%
% of FP17s Relating to Continuations	5	716	0.7%	0.9%	0.9%
% of Patients satisfied with the dentistry they have received	0	0	N/A	93.1%	93.9%
% of Patients satisfied with the time they had to wait for an appointment	0	0	N/A	85.8%	88.4%

* This is based on patients treated on this contract for their most recent course of treatment. Figures in italics indicate the base number of FP17s or Patient Questionnaire responses are less than 100. N/A is shown where the base number of responses is less than 10 during the period. % is calculated as Quantity/Base number*100

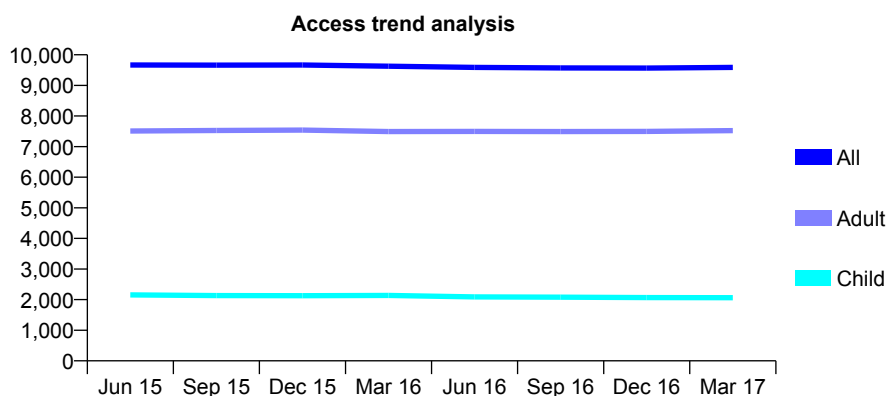
7A6 - Vital Signs At a Glance Contract Report for 142638/0001 - Year end March 2017

Name or company name	The Goodwin Partnership Limited
Contract type name	GDS Contract
Purpose of contract	General
Contract start date	01/04/2009
Contract end date	

16/17 Contracted general activity (UDA)	26,856
Carry forward general activity (UDA)	423
16/17 Contracted orthodontic activity (UOA)	0
Carry forward orthodontic activity (UOA)	0
Baseline contract value	£663,309.28

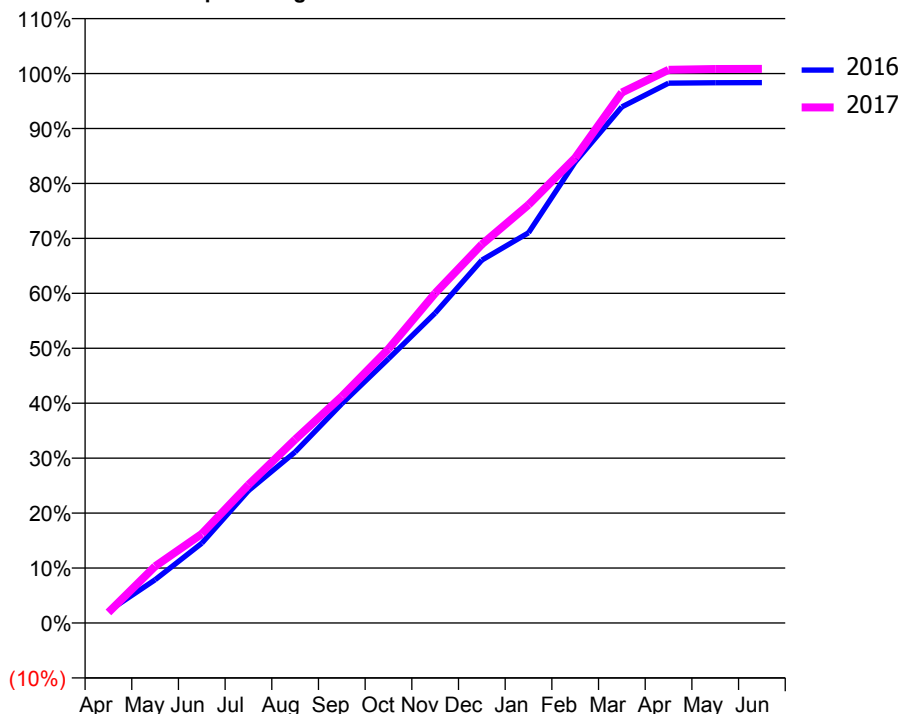
ACCESS*

Patients seen in 24 months	Total	Change since previous quarter
Quarter ending March 2016	9,629	
Quarter ending June 2016	9,587	→
Quarter ending September 2016	9,572	→
Quarter ending December 2016	9,565	→
Quarter ending March 2017	9,589	→
Variance since March 2016	(0.4%)	→



ACTIVITY

Cumulative percentage of contracted UDA delivered 2016 & 2017



Month	Adjusted Scheduled Activity (UDA)	
	2016	2017
April	583	518
May	2,114	2,771
June	3,903	4,354
July	6,468	6,758
August	8,355	8,969
September	10,717	11,074
October	12,913	13,399
November	15,149	16,122
December	17,736	18,505
January	19,071	20,439
February	22,532	22,738
March	25,225	25,930
April	26,387	27,035
May	26,406	27,078
June	26,409	27,080

QUALITY

	Quantity	Base Number	Contract	LHB	Wales
% of FP17s for the same patient ID Re-attending within 3 months - Children	266	2,997	8.9%	8.9%	11.3%
% of FP17s for the same patient ID Re-attending within 3 months - Adults	1,778	11,826	15.0%	15.8%	16.7%
% of FP17s for the same patient ID Re-attending between 3 & 9 months - Children	1,628	2,997	54.3%	57.0%	58.0%
% of FP17s for the same patient ID Re-attending between 3 & 9 months - Adults	6,760	11,826	57.2%	53.2%	53.7%
% of FP17s for Band 1 Urgent Courses	965	14,723	6.6%	9.4%	8.9%
% of FP17s Relating to Free Repair or Replacements	147	14,723	1.0%	0.8%	0.7%
% of FP17s Relating to Continuations	125	14,723	0.8%	0.9%	0.9%
% of Patients satisfied with the dentistry they have received	38	39	97.4%	93.1%	93.9%
% of Patients satisfied with the time they had to wait for an appointment	37	39	94.9%	85.8%	88.4%

* This is based on patients treated on this contract for their most recent course of treatment. Figures in italics indicate the base number of FP17s or Patient Questionnaire responses are less than 100. N/A is shown where the base number of responses is less than 10 during the period. % is calculated as Quantity/Base number*100

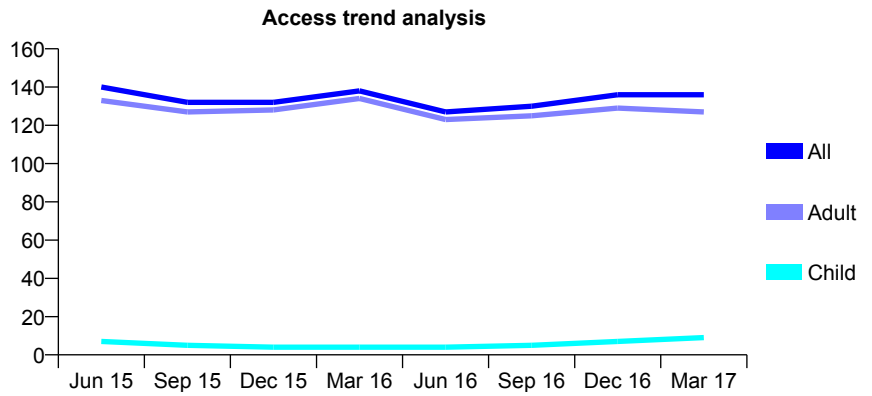
7A6 - Vital Signs At a Glance Contract Report for 142638/0002 - Year end March 2017

Name or company name	The Goodwin Partnership Limited
Contract type name	GDS Contract
Purpose of contract	General
Contract start date	01/04/2009
Contract end date	

16/17 Contracted general activity (UDA)	180
Carry forward general activity (UDA)	0
16/17 Contracted orthodontic activity (UOA)	0
Carry forward orthodontic activity (UOA)	0
Baseline contract value	£10,404.36

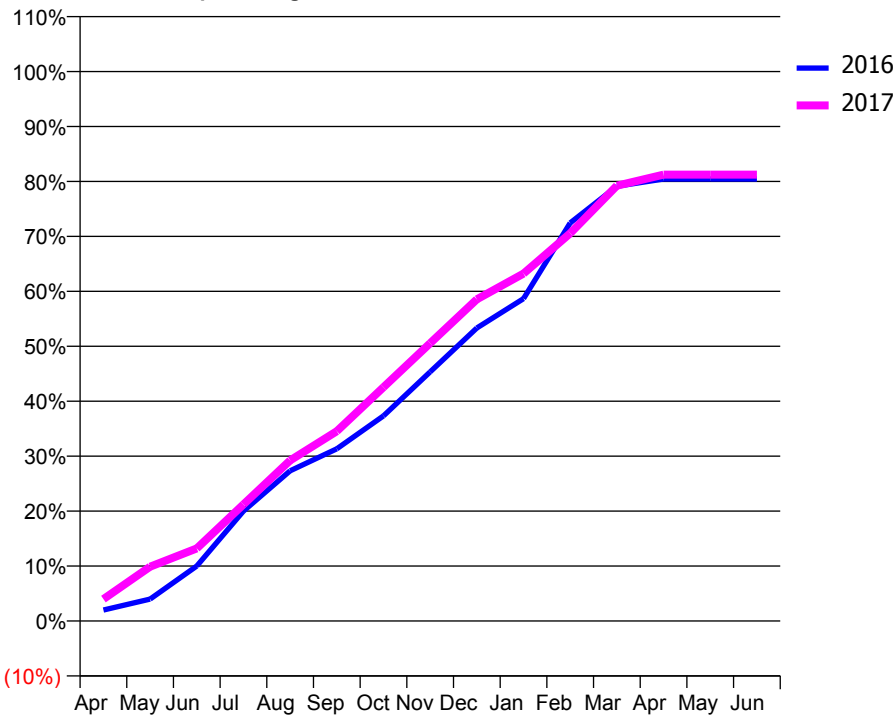
ACCESS*

Patients seen in 24 months	Total	Change since previous quarter
Quarter ending March 2016	138	
Quarter ending June 2016	127	↓
Quarter ending September 2016	130	↑
Quarter ending December 2016	136	↑
Quarter ending March 2017	136	→
Variance since March 2016	(1.4%)	↓



ACTIVITY

Cumulative percentage of contracted UDA delivered 2016 & 2017



Month	Adjusted Scheduled Activity (UDA)	
	2016	2017
April	4	7
May	7	18
June	18	24
July	36	38
August	49	53
September	56	62
October	67	77
November	82	91
December	96	105
January	106	114
February	130	127
March	142	143
April	145	146
May	145	146
June	145	146

QUALITY

	Quantity	Base Number	Contract	LHB	Wales
% of FP17s for the same patient ID Re-attending within 3 months - Children	1	10	10.0%	8.9%	11.3%
% of FP17s for the same patient ID Re-attending within 3 months - Adults	1	112	0.9%	15.8%	16.7%
% of FP17s for the same patient ID Re-attending between 3 & 9 months - Children	0	10	0.0%	57.0%	58.0%
% of FP17s for the same patient ID Re-attending between 3 & 9 months - Adults	1	112	0.9%	53.2%	53.7%
% of FP17s for Band 1 Urgent Courses	121	122	99.2%	9.4%	8.9%
% of FP17s Relating to Free Repair or Replacements	0	122	0.0%	0.8%	0.7%
% of FP17s Relating to Continuations	0	122	0.0%	0.9%	0.9%
% of Patients satisfied with the dentistry they have received	0	0	N/A	93.1%	93.9%
% of Patients satisfied with the time they had to wait for an appointment	0	0	N/A	85.8%	88.4%

* This is based on patients treated on this contract for their most recent course of treatment. Figures in italics indicate the base number of FP17s or Patient Questionnaire responses are less than 100. N/A is shown where the base number of responses is less than 10 during the period. % is calculated as Quantity/Base number*100

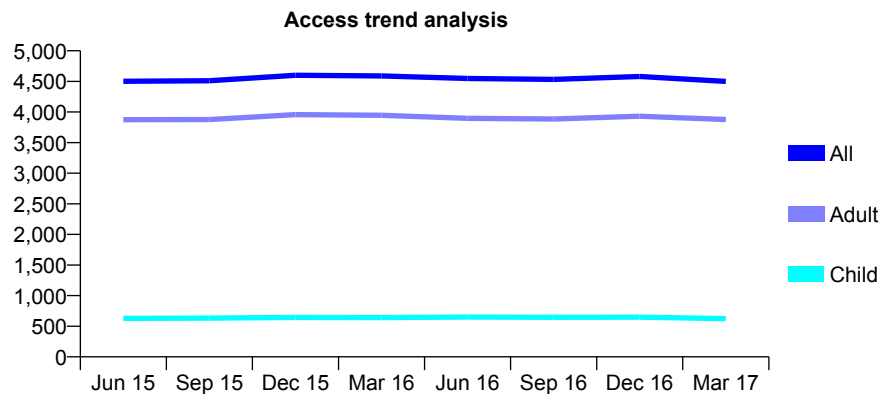
7A6 - Vital Signs At a Glance Contract Report for 144096/0001 - Year end March 2017

Name or company name	Dalegrade Limited
Contract type name	GDS Contract
Purpose of contract	General
Contract start date	01/04/2010
Contract end date	

16/17 Contracted general activity (UDA)	13,320
Carry forward general activity (UDA)	-666
16/17 Contracted orthodontic activity (UOA)	0
Carry forward orthodontic activity (UOA)	0
Baseline contract value	£390,666.97

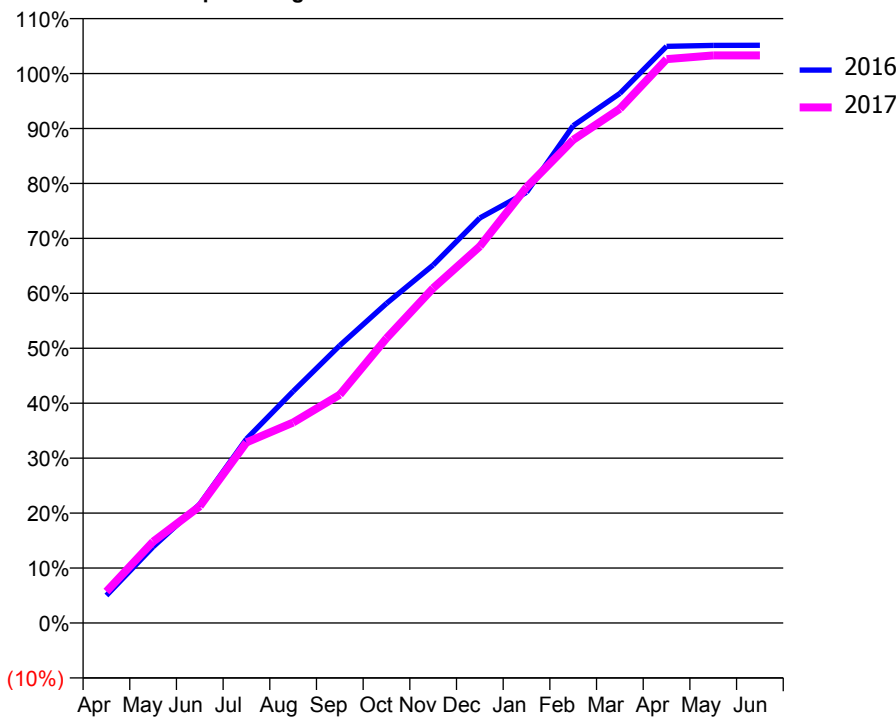
ACCESS*

Patients seen in 24 months	Total	Change since previous quarter
Quarter ending March 2016	4,589	
Quarter ending June 2016	4,547	→
Quarter ending September 2016	4,532	→
Quarter ending December 2016	4,580	→
Quarter ending March 2017	4,500	↓
Variance since March 2016	(1.9%)	↓



ACTIVITY

Cumulative percentage of contracted UDA delivered 2016 & 2017



Month	Adjusted Scheduled Activity (UDA)	
	2016	2017
April	666	766
May	1,848	1,973
June	2,882	2,831
July	4,462	4,379
August	5,616	4,861
September	6,727	5,536
October	7,746	6,904
November	8,679	8,118
December	9,819	9,131
January	10,437	10,563
February	12,057	11,712
March	12,838	12,467
April	13,979	13,669
May	14,002	13,757
June	14,005	13,757

QUALITY

	Quantity	Base Number	Contract	LHB	Wales
% of FP17s for the same patient ID Re-attending within 3 months - Children	81	950	8.5%	8.9%	11.3%
% of FP17s for the same patient ID Re-attending within 3 months - Adults	955	5,810	16.4%	15.8%	16.7%
% of FP17s for the same patient ID Re-attending between 3 & 9 months - Children	536	950	56.4%	57.0%	58.0%
% of FP17s for the same patient ID Re-attending between 3 & 9 months - Adults	3,169	5,810	54.5%	53.2%	53.7%
% of FP17s for Band 1 Urgent Courses	740	6,746	11.0%	9.4%	8.9%
% of FP17s Relating to Free Repair or Replacements	42	6,746	0.6%	0.8%	0.7%
% of FP17s Relating to Continuations	89	6,746	1.3%	0.9%	0.9%
% of Patients satisfied with the dentistry they have received	32	33	97.0%	93.1%	93.9%
% of Patients satisfied with the time they had to wait for an appointment	32	33	97.0%	85.8%	88.4%

* This is based on patients treated on this contract for their most recent course of treatment. Figures in italics indicate the base number of FP17s or Patient Questionnaire responses are less than 100. N/A is shown where the base number of responses is less than 10 during the period. % is calculated as Quantity/Base number*100

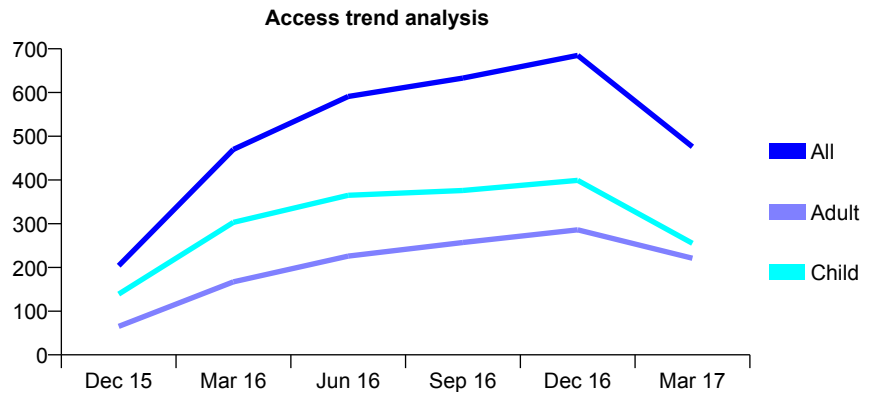
7A6 - Vital Signs At a Glance Contract Report for 144363/0001 - Year end March 2017

Name or company name	Harj Consultancy Ltd
Contract type name	GDS Contract
Purpose of contract	General
Contract start date	01/10/2015
Contract end date	

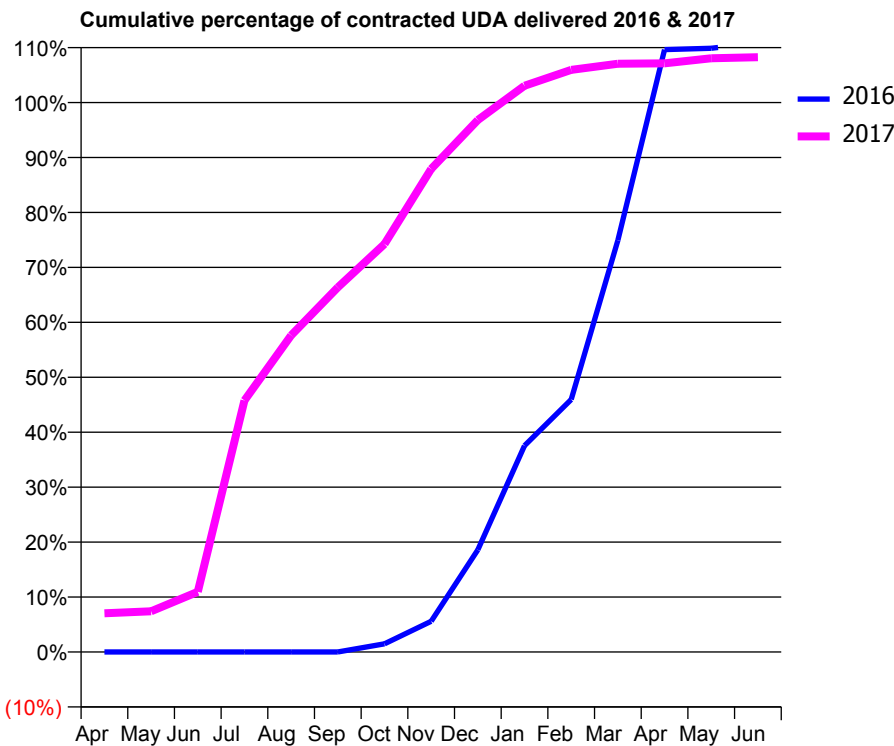
16/17 Contracted general activity (UDA)	1,617
Carry forward general activity (UDA)	-81
16/17 Contracted orthodontic activity (UOA)	0
Carry forward orthodontic activity (UOA)	0
Baseline contract value	£36,239.57

ACCESS*

Patients seen in 24 months	Total	Change since previous quarter
Quarter ending March 2016	470	
Quarter ending June 2016	591	↑
Quarter ending September 2016	633	↑
Quarter ending December 2016	685	↑
Quarter ending March 2017	476	↓
Variance since March 2016	1.3%	→



ACTIVITY



Month	Adjusted Scheduled Activity (UDA)	
	2016	2017
April	0	114
May	0	120
June	0	177
July	0	740
August	0	932
September	0	1,073
October	12	1,200
November	45	1,422
December	150	1,565
January	304	1,666
February	372	1,713
March	606	1,731
April	887	1,732
May	889	1,747
June	897	1,750

QUALITY

	Quantity	Base Number	Contract	LHB	Wales
% of FP17s for the same patient ID Re-attending within 3 months - Children	26	582	4.5%	8.9%	11.3%
% of FP17s for the same patient ID Re-attending within 3 months - Adults	42	395	10.6%	15.8%	16.7%
% of FP17s for the same patient ID Re-attending between 3 & 9 months - Children	315	582	54.1%	57.0%	58.0%
% of FP17s for the same patient ID Re-attending between 3 & 9 months - Adults	160	395	40.5%	53.2%	53.7%
% of FP17s for Band 1 Urgent Courses	31	802	3.9%	9.4%	8.9%
% of FP17s Relating to Free Repair or Replacements	0	802	0.0%	0.8%	0.7%
% of FP17s Relating to Continuations	0	802	0.0%	0.9%	0.9%
% of Patients satisfied with the dentistry they have received	1	1	N/A	93.1%	93.9%
% of Patients satisfied with the time they had to wait for an appointment	1	1	N/A	85.8%	88.4%

* This is based on patients treated on this contract for their most recent course of treatment. Figures in italics indicate the base number of FP17s or Patient Questionnaire responses are less than 100. N/A is shown where the base number of responses is less than 10 during the period. % is calculated as Quantity/Base number*100

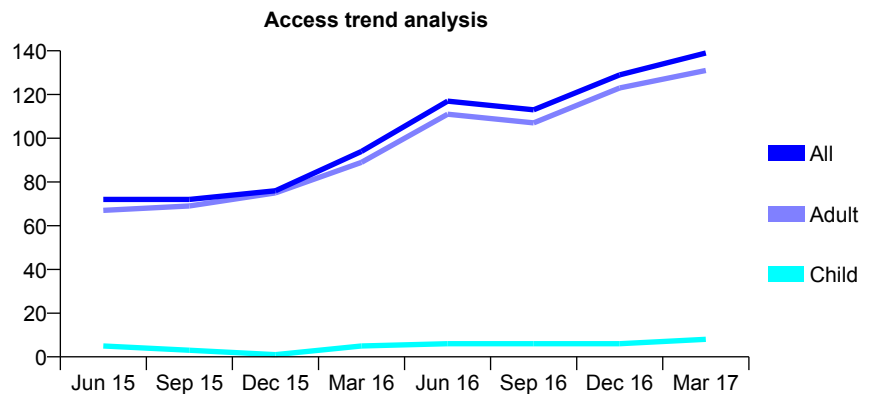
7A6 - Vital Signs At a Glance Contract Report for 146048/0001 - Year end March 2017

Name or company name	Kensington Court Anaesthetic Clinic
Contract type name	PDS Contract
Purpose of contract	General
Contract start date	01/04/2006
Contract end date	31/03/2018

16/17 Contracted general activity (UDA)	450
Carry forward general activity (UDA)	27
16/17 Contracted orthodontic activity (UOA)	0
Carry forward orthodontic activity (UOA)	0
Baseline contract value	£34,577.78

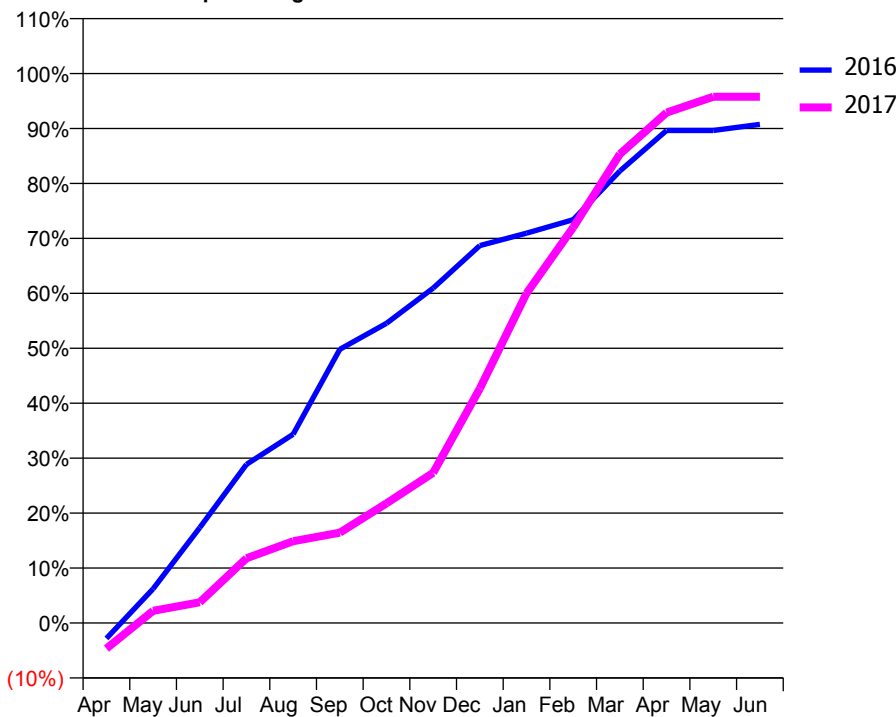
ACCESS*

Patients seen in 24 months	Total	Change since previous quarter
Quarter ending March 2016	94	
Quarter ending June 2016	117	↑
Quarter ending September 2016	113	↓
Quarter ending December 2016	129	↑
Quarter ending March 2017	139	↑
Variance since March 2016	47.9%	↑



ACTIVITY

Cumulative percentage of contracted UDA delivered 2016 & 2017



Month	Adjusted Scheduled Activity (UDA)	
	2016	2017
April	-15	-21
May	33	10
June	92	17
July	153	53
August	182	67
September	264	74
October	289	98
November	323	123
December	364	192
January	376	270
February	389	324
March	436	384
April	475	418
May	475	431
June	481	431

QUALITY

	Quantity	Base Number	Contract	LHB	Wales
% of FP17s for the same patient ID Re-attending within 3 months - Children	0	19	0.0%	8.9%	11.3%
% of FP17s for the same patient ID Re-attending within 3 months - Adults	9	153	5.9%	15.8%	16.7%
% of FP17s for the same patient ID Re-attending between 3 & 9 months - Children	0	19	0.0%	57.0%	58.0%
% of FP17s for the same patient ID Re-attending between 3 & 9 months - Adults	8	153	5.2%	53.2%	53.7%
% of FP17s for Band 1 Urgent Courses	0	177	0.0%	9.4%	8.9%
% of FP17s Relating to Free Repair or Replacements	0	177	0.0%	0.8%	0.7%
% of FP17s Relating to Continuations	0	177	0.0%	0.9%	0.9%
% of Patients satisfied with the dentistry they have received	0	0	N/A	93.1%	93.9%
% of Patients satisfied with the time they had to wait for an appointment	0	0	N/A	85.8%	88.4%

* This is based on patients treated on this contract for their most recent course of treatment. Figures in italics indicate the base number of FP17s or Patient Questionnaire responses are less than 100. N/A is shown where the base number of responses is less than 10 during the period. % is calculated as Quantity/Base number*100

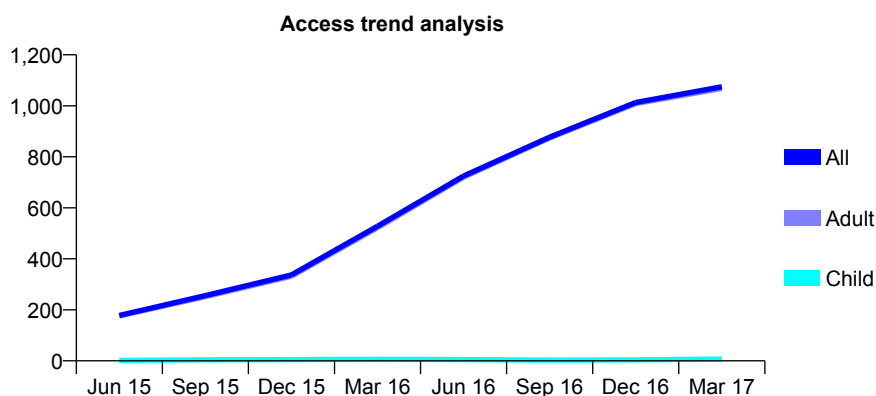
7A6 - Vital Signs At a Glance Contract Report for 146048/0004 - Year end March 2017

Name or company name	Kensington Court Anaesthetic Clinic
Contract type name	PDS Contract
Purpose of contract	General
Contract start date	01/04/2014
Contract end date	31/03/2018

16/17 Contracted general activity (UDA)	3,300
Carry forward general activity (UDA)	73
16/17 Contracted orthodontic activity (UOA)	0
Carry forward orthodontic activity (UOA)	0
Baseline contract value	£242,319.00

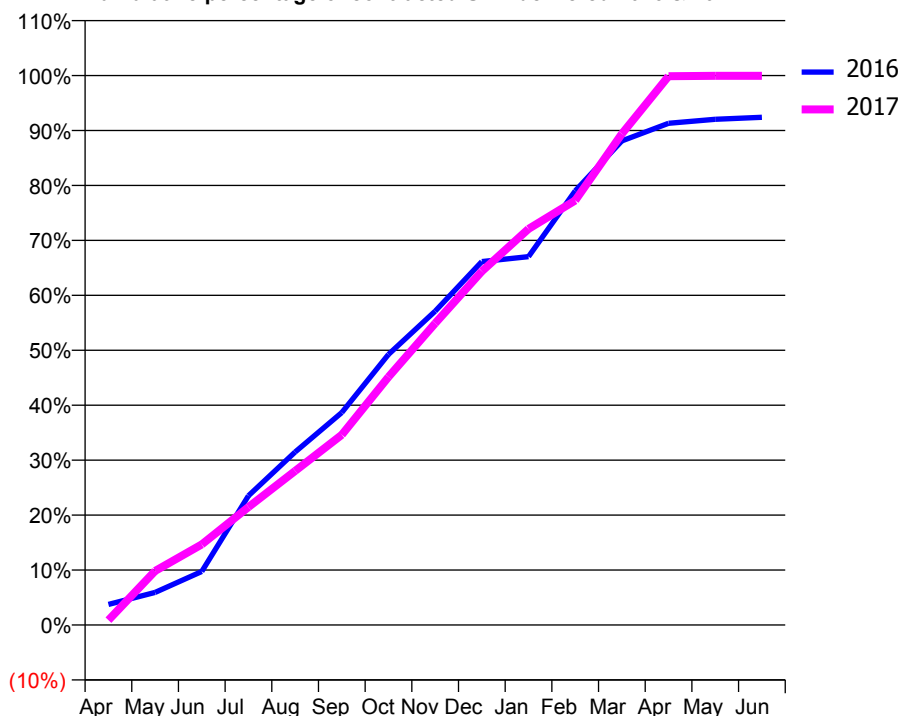
ACCESS*

Patients seen in 24 months	Total	Change since previous quarter
Quarter ending March 2016	528	
Quarter ending June 2016	725	↑
Quarter ending September 2016	877	↑
Quarter ending December 2016	1,013	↑
Quarter ending March 2017	1,075	↑
Variance since March 2016	103.6%	↑



ACTIVITY

Cumulative percentage of contracted UDA delivered 2016 & 2017



Month	Adjusted Scheduled Activity (UDA)	
	2016	2017
April	101	29
May	160	325
June	263	484
July	635	708
August	850	925
September	1,044	1,142
October	1,330	1,490
November	1,542	1,812
December	1,786	2,124
January	1,810	2,379
February	2,133	2,549
March	2,379	2,950
April	2,465	3,296
May	2,485	3,298
June	2,495	3,298

QUALITY

	Quantity	Base Number	Contract	LHB	Wales
% of FP17s for the same patient ID Re-attending within 3 months - Children	0	12	0.0%	8.9%	11.3%
% of FP17s for the same patient ID Re-attending within 3 months - Adults	3	1,169	0.3%	15.8%	16.7%
% of FP17s for the same patient ID Re-attending between 3 & 9 months - Children	1	12	8.3%	57.0%	58.0%
% of FP17s for the same patient ID Re-attending between 3 & 9 months - Adults	6	1,169	0.5%	53.2%	53.7%
% of FP17s for Band 1 Urgent Courses	0	1,247	0.0%	9.4%	8.9%
% of FP17s Relating to Free Repair or Replacements	0	1,247	0.0%	0.8%	0.7%
% of FP17s Relating to Continuations	0	1,247	0.0%	0.9%	0.9%
% of Patients satisfied with the dentistry they have received	7	7	N/A	93.1%	93.9%
% of Patients satisfied with the time they had to wait for an appointment	4	7	N/A	85.8%	88.4%

* This is based on patients treated on this contract for their most recent course of treatment. Figures in italics indicate the base number of FP17s or Patient Questionnaire responses are less than 100. N/A is shown where the base number of responses is less than 10 during the period. % is calculated as Quantity/Base number*100

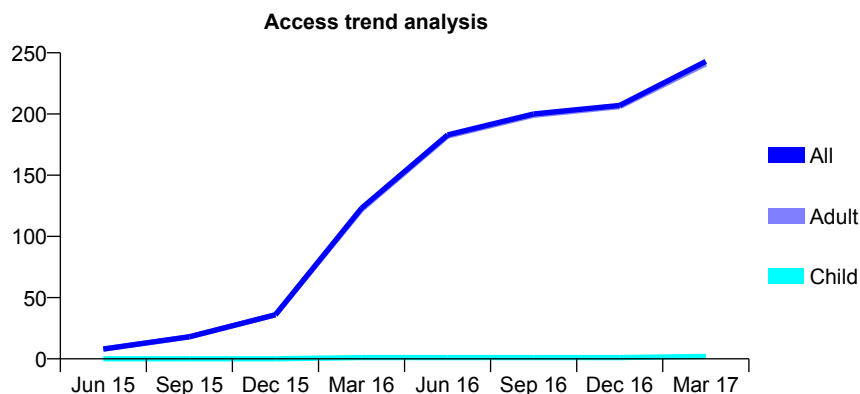
7A6 - Vital Signs At a Glance Contract Report for 146048/0008 - Year end March 2017

Name or company name	Kensington Court Anaesthetic Clinic
Contract type name	PDS Contract
Purpose of contract	General
Contract start date	01/04/2015
Contract end date	31/03/2018

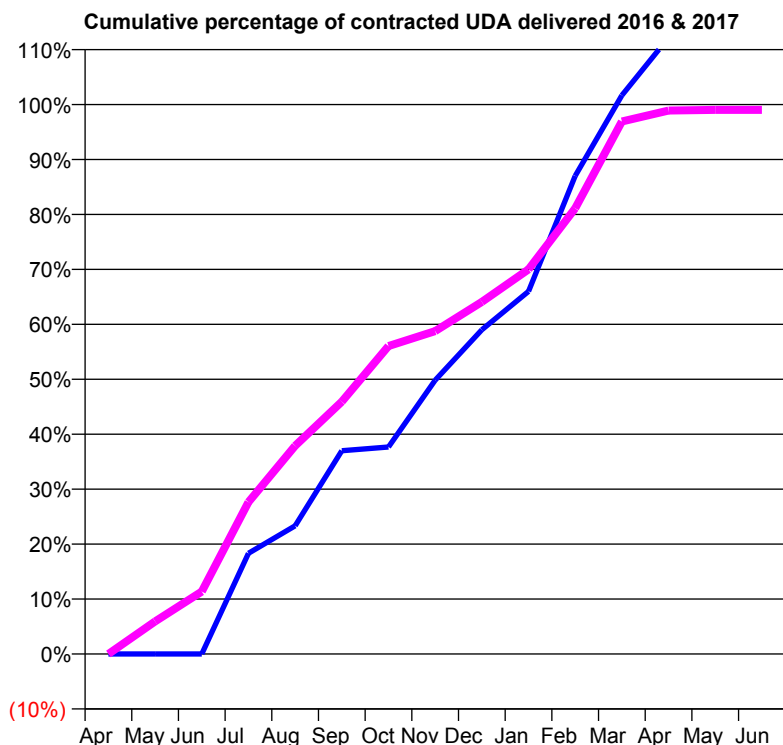
16/17 Contracted general activity (UDA)	810
Carry forward general activity (UDA)	0
16/17 Contracted orthodontic activity (UOA)	0
Carry forward orthodontic activity (UOA)	0
Baseline contract value	£82,987.57

ACCESS*

Patients seen in 24 months	Total	Change since previous quarter
Quarter ending March 2016	123	
Quarter ending June 2016	183	↑
Quarter ending September 2016	200	↑
Quarter ending December 2016	207	↑
Quarter ending March 2017	243	↑
Variance since March 2016	97.6%	↑



ACTIVITY



Month	Adjusted Scheduled Activity (UDA)	
	2016	2017
April	0	0
May	0	48
June	0	92
July	110	224
August	140	307
September	222	372
October	226	454
November	299	476
December	354	519
January	396	567
February	522	657
March	610	785
April	673	801
May	673	802
June	696	802

QUALITY

	Quantity	Base Number	Contract	LHB	Wales
% of FP17s for the same patient ID Re-attending within 3 months - Children	0	4	0.0%	8.9%	11.3%
% of FP17s for the same patient ID Re-attending within 3 months - Adults	20	340	5.9%	15.8%	16.7%
% of FP17s for the same patient ID Re-attending between 3 & 9 months - Children	0	4	0.0%	57.0%	58.0%
% of FP17s for the same patient ID Re-attending between 3 & 9 months - Adults	12	340	3.5%	53.2%	53.7%
% of FP17s for Band 1 Urgent Courses	0	308	0.0%	9.4%	8.9%
% of FP17s Relating to Free Repair or Replacements	0	308	0.0%	0.8%	0.7%
% of FP17s Relating to Continuations	0	308	0.0%	0.9%	0.9%
% of Patients satisfied with the dentistry they have received	1	1	N/A	93.1%	93.9%
% of Patients satisfied with the time they had to wait for an appointment	1	1	N/A	85.8%	88.4%

* This is based on patients treated on this contract for their most recent course of treatment. Figures in italics indicate the base number of FP17s or Patient Questionnaire responses are less than 100. N/A is shown where the base number of responses is less than 10 during the period. % is calculated as Quantity/Base number*100

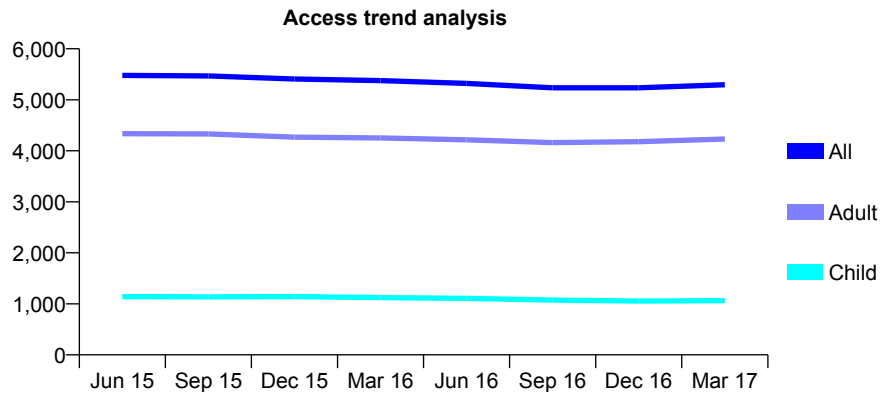
7A6 - Vital Signs At a Glance Contract Report for 148881/0001 - Year end March 2017

Name or company name	N Malik & K Partridge
Contract type name	GDS Contract
Purpose of contract	General
Contract start date	01/11/2011
Contract end date	

16/17 Contracted general activity (UDA)	18,124
Carry forward general activity (UDA)	-43
16/17 Contracted orthodontic activity (UOA)	0
Carry forward orthodontic activity (UOA)	0
Baseline contract value	£440,103.41

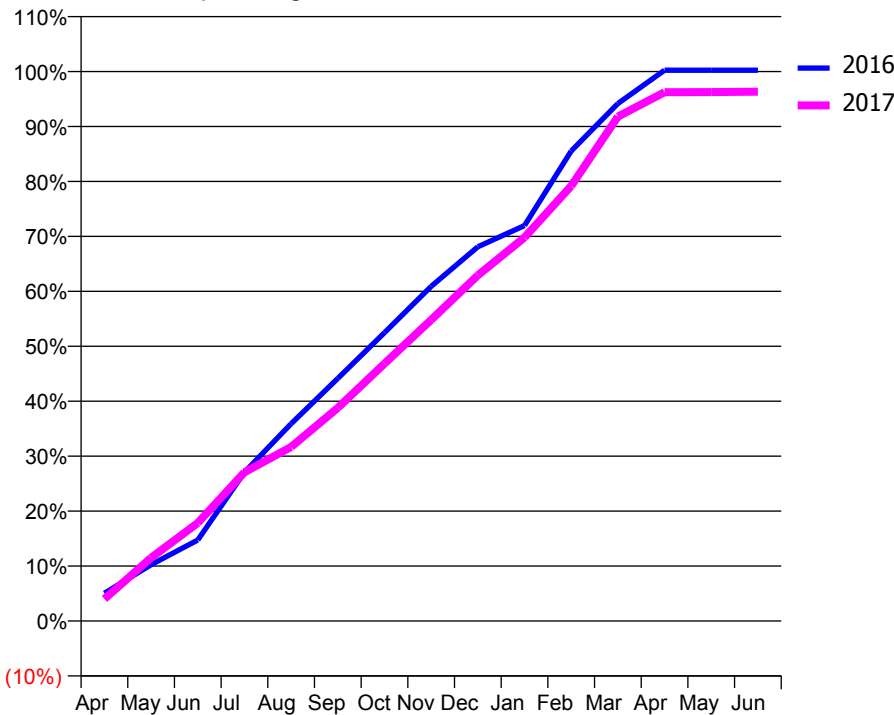
ACCESS*

Patients seen in 24 months	Total	Change since previous quarter
Quarter ending March 2016	5,376	
Quarter ending June 2016	5,322	↓
Quarter ending September 2016	5,235	↓
Quarter ending December 2016	5,234	→
Quarter ending March 2017	5,295	→
Variance since March 2016	(1.5%)	↓



ACTIVITY

Cumulative percentage of contracted UDA delivered 2016 & 2017



Month	Adjusted Scheduled Activity (UDA)	
	2016	2017
April	916	729
May	1,857	2,088
June	2,672	3,233
July	4,908	4,908
August	6,508	5,741
September	8,002	7,029
October	9,511	8,489
November	11,038	9,933
December	12,343	11,400
January	13,042	12,650
February	15,500	14,348
March	17,069	16,638
April	18,167	17,440
May	18,167	17,447
June	18,166	17,460

QUALITY

	Quantity	Base Number	Contract	LHB	Wales
% of FP17s for the same patient ID Re-attending within 3 months - Children	149	1,675	8.9%	8.9%	11.3%
% of FP17s for the same patient ID Re-attending within 3 months - Adults	954	6,475	14.7%	15.8%	16.7%
% of FP17s for the same patient ID Re-attending between 3 & 9 months - Children	986	1,675	58.9%	57.0%	58.0%
% of FP17s for the same patient ID Re-attending between 3 & 9 months - Adults	3,710	6,475	57.3%	53.2%	53.7%
% of FP17s for Band 1 Urgent Courses	755	7,975	9.5%	9.4%	8.9%
% of FP17s Relating to Free Repair or Replacements	116	7,975	1.5%	0.8%	0.7%
% of FP17s Relating to Continuations	64	7,975	0.8%	0.9%	0.9%
% of Patients satisfied with the dentistry they have received	16	17	94.1%	93.1%	93.9%
% of Patients satisfied with the time they had to wait for an appointment	15	17	88.2%	85.8%	88.4%

* This is based on patients treated on this contract for their most recent course of treatment. Figures in italics indicate the base number of FP17s or Patient Questionnaire responses are less than 100. N/A is shown where the base number of responses is less than 10 during the period. % is calculated as Quantity/Base number*100

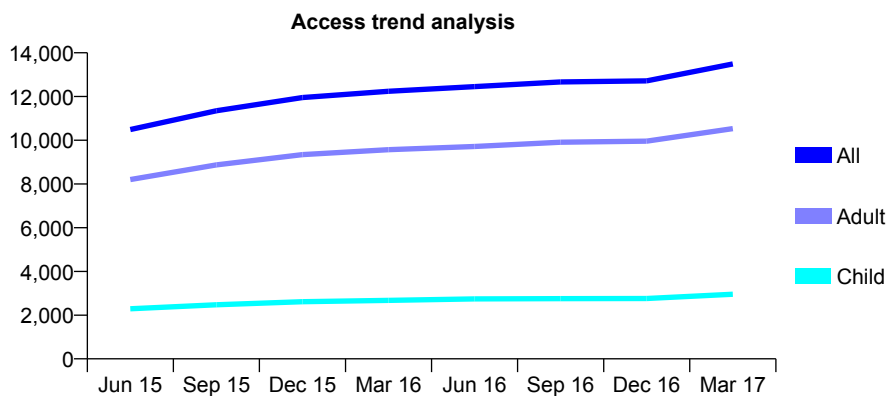
7A6 - Vital Signs At a Glance Contract Report for 154245/0003 - Year end March 2017

Name or company name	Restore Dental Group
Contract type name	GDS Contract
Purpose of contract	General
Contract start date	01/04/2013
Contract end date	

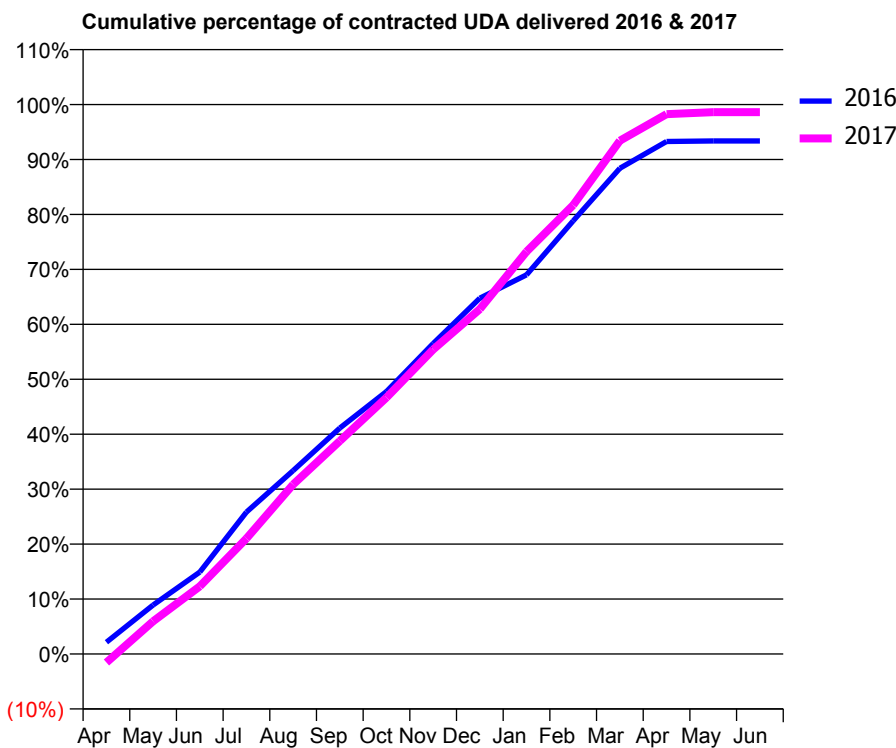
16/17 Contracted general activity (UDA)	41,188
Carry forward general activity (UDA)	2,059
16/17 Contracted orthodontic activity (UOA)	0
Carry forward orthodontic activity (UOA)	0
Baseline contract value	£1,023,170.23

ACCESS*

Patients seen in 24 months	Total	Change since previous quarter
Quarter ending March 2016	12,243	
Quarter ending June 2016	12,456	→
Quarter ending September 2016	12,669	→
Quarter ending December 2016	12,716	→
Quarter ending March 2017	13,488	↑
Variance since March 2016	10.2%	↑



ACTIVITY



Month	Adjusted Scheduled Activity (UDA)	
	2016	2017
April	887	-641
May	3,673	2,458
June	6,144	5,072
July	10,642	8,661
August	13,748	12,713
September	16,936	15,969
October	19,678	19,221
November	23,269	22,827
December	26,668	25,856
January	28,424	30,162
February	32,469	33,644
March	36,405	38,475
April	38,412	40,466
May	38,454	40,613
June	38,455	40,617

QUALITY

	Quantity	Base Number	Contract	LHB	Wales
% of FP17s for the same patient ID Re-attending within 3 months - Children	343	4,333	7.9%	8.9%	11.3%
% of FP17s for the same patient ID Re-attending within 3 months - Adults	2,415	16,013	15.1%	15.8%	16.7%
% of FP17s for the same patient ID Re-attending between 3 & 9 months - Children	2,304	4,333	53.2%	57.0%	58.0%
% of FP17s for the same patient ID Re-attending between 3 & 9 months - Adults	8,940	16,013	55.8%	53.2%	53.7%
% of FP17s for Band 1 Urgent Courses	1,568	20,492	7.7%	9.4%	8.9%
% of FP17s Relating to Free Repair or Replacements	258	20,492	1.3%	0.8%	0.7%
% of FP17s Relating to Continuations	396	20,492	1.9%	0.9%	0.9%
% of Patients satisfied with the dentistry they have received	40	43	93.0%	93.1%	93.9%
% of Patients satisfied with the time they had to wait for an appointment	36	43	83.7%	85.8%	88.4%

* This is based on patients treated on this contract for their most recent course of treatment. Figures in italics indicate the base number of FP17s or Patient Questionnaire responses are less than 100. N/A is shown where the base number of responses is less than 10 during the period. % is calculated as Quantity/Base number*100

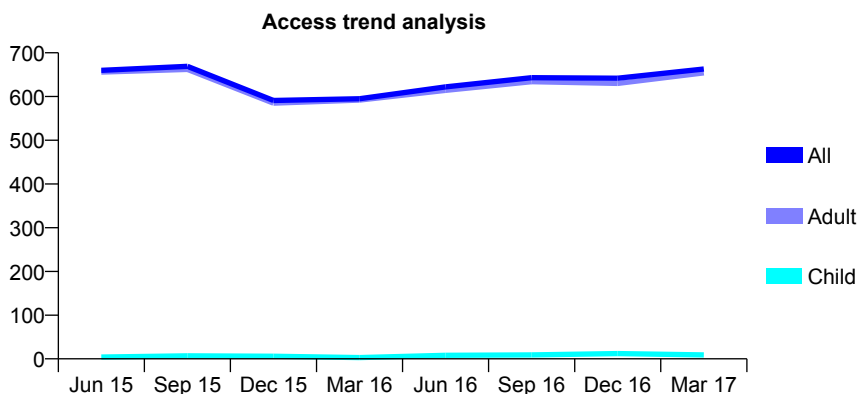
7A6 - Vital Signs At a Glance Contract Report for 154245/0004 - Year end March 2017

Name or company name	Restore Dental Group
Contract type name	GDS Contract
Purpose of contract	General
Contract start date	01/04/2013
Contract end date	

16/17 Contracted general activity (UDA)	912
Carry forward general activity (UDA)	0
16/17 Contracted orthodontic activity (UOA)	0
Carry forward orthodontic activity (UOA)	0
Baseline contract value	£52,647.45

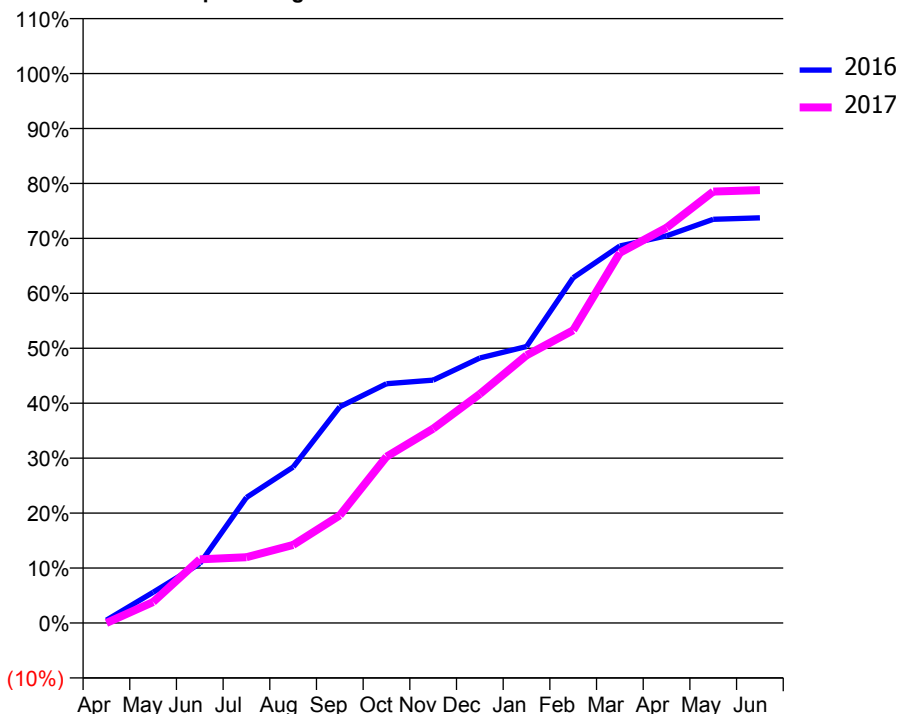
ACCESS*

Patients seen in 24 months	Total	Change since previous quarter
Quarter ending March 2016	595	
Quarter ending June 2016	622	↑
Quarter ending September 2016	643	↑
Quarter ending December 2016	642	→
Quarter ending March 2017	663	↑
Variance since March 2016	11.4%	↑



ACTIVITY

Cumulative percentage of contracted UDA delivered 2016 & 2017



Month	Adjusted Scheduled Activity (UDA)	
	2016	2017
April	5	0
May	51	35
June	99	106
July	208	109
August	259	130
September	359	179
October	397	276
November	403	323
December	440	380
January	459	444
February	573	486
March	626	614
April	643	656
May	670	716
June	672	718

QUALITY

	Quantity	Base Number	Contract	LHB	Wales
% of FP17s for the same patient ID Re-attending within 3 months - Children	0	17	0.0%	8.9%	11.3%
% of FP17s for the same patient ID Re-attending within 3 months - Adults	26	553	4.7%	15.8%	16.7%
% of FP17s for the same patient ID Re-attending between 3 & 9 months - Children	0	17	0.0%	57.0%	58.0%
% of FP17s for the same patient ID Re-attending between 3 & 9 months - Adults	11	553	2.0%	53.2%	53.7%
% of FP17s for Band 1 Urgent Courses	582	602	96.7%	9.4%	8.9%
% of FP17s Relating to Free Repair or Replacements	0	602	0.0%	0.8%	0.7%
% of FP17s Relating to Continuations	0	602	0.0%	0.9%	0.9%
% of Patients satisfied with the dentistry they have received	0	0	N/A	93.1%	93.9%
% of Patients satisfied with the time they had to wait for an appointment	0	0	N/A	85.8%	88.4%

* This is based on patients treated on this contract for their most recent course of treatment. Figures in italics indicate the base number of FP17s or Patient Questionnaire responses are less than 100. N/A is shown where the base number of responses is less than 10 during the period. % is calculated as Quantity/Base number*100

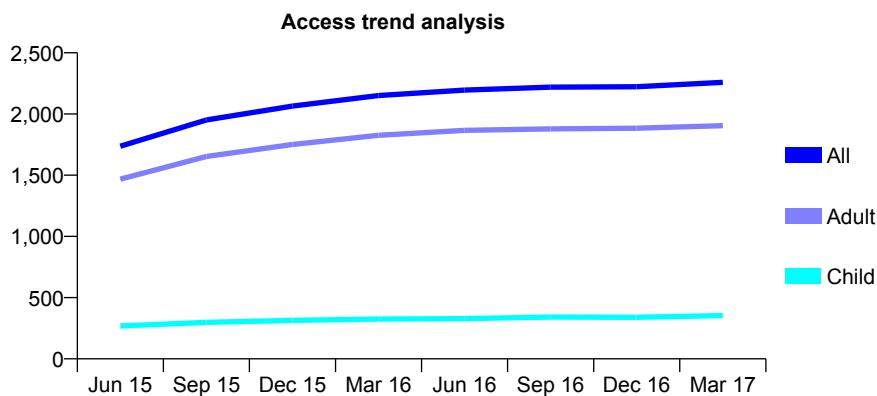
7A6 - Vital Signs At a Glance Contract Report for 156566/0001 - Year end March 2017

Name or company name	Blackwood Dental Centre.
Contract type name	GDS Contract
Purpose of contract	General
Contract start date	04/09/2014
Contract end date	

16/17 Contracted general activity (UDA)	7,346
Carry forward general activity (UDA)	15
16/17 Contracted orthodontic activity (UOA)	0
Carry forward orthodontic activity (UOA)	0
Baseline contract value	£171,850.97

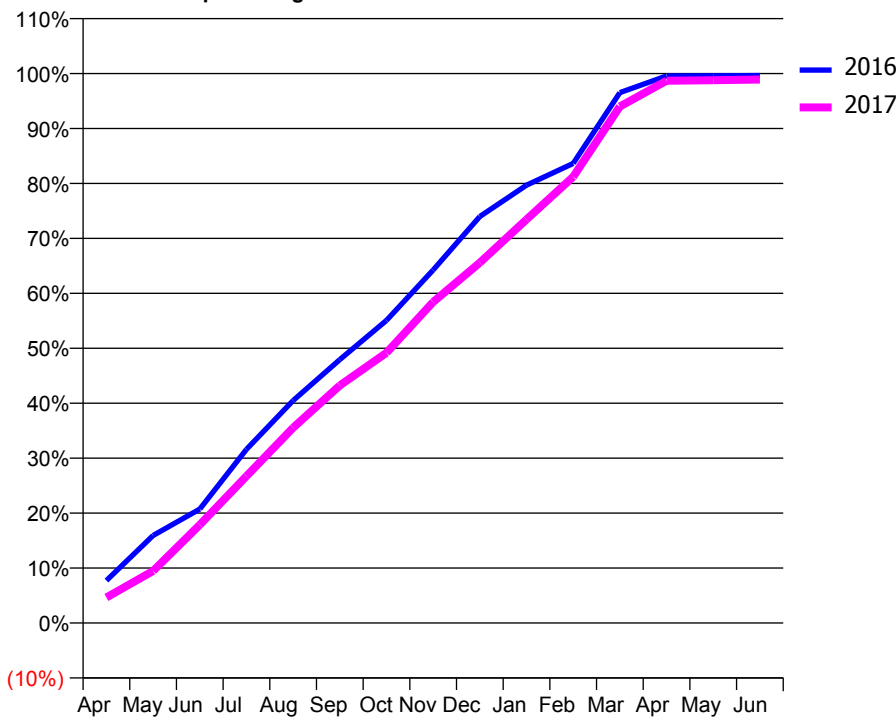
ACCESS*

Patients seen in 24 months	Total	Change since previous quarter
Quarter ending March 2016	2,151	
Quarter ending June 2016	2,195	↑
Quarter ending September 2016	2,220	→
Quarter ending December 2016	2,223	→
Quarter ending March 2017	2,259	→
Variance since March 2016	5.0%	↑



ACTIVITY

Cumulative percentage of contracted UDA delivered 2016 & 2017



Month	Adjusted Scheduled Activity (UDA)	
	2016	2017
April	567	341
May	1,171	697
June	1,523	1,313
July	2,322	1,964
August	2,974	2,611
September	3,522	3,176
October	4,045	3,612
November	4,719	4,291
December	5,435	4,817
January	5,853	5,394
February	6,144	5,966
March	7,091	6,906
April	7,314	7,250
May	7,315	7,256
June	7,318	7,266

QUALITY

	Quantity	Base Number	Contract	LHB	Wales
% of FP17s for the same patient ID Re-attending within 3 months - Children	33	551	6.0%	8.9%	11.3%
% of FP17s for the same patient ID Re-attending within 3 months - Adults	349	2,889	12.1%	15.8%	16.7%
% of FP17s for the same patient ID Re-attending between 3 & 9 months - Children	321	551	58.3%	57.0%	58.0%
% of FP17s for the same patient ID Re-attending between 3 & 9 months - Adults	1,733	2,889	60.0%	53.2%	53.7%
% of FP17s for Band 1 Urgent Courses	190	3,465	5.5%	9.4%	8.9%
% of FP17s Relating to Free Repair or Replacements	11	3,465	0.3%	0.8%	0.7%
% of FP17s Relating to Continuations	18	3,465	0.5%	0.9%	0.9%
% of Patients satisfied with the dentistry they have received	14	15	93.3%	93.1%	93.9%
% of Patients satisfied with the time they had to wait for an appointment	14	15	93.3%	85.8%	88.4%

* This is based on patients treated on this contract for their most recent course of treatment. Figures in italics indicate the base number of FP17s or Patient Questionnaire responses are less than 100. N/A is shown where the base number of responses is less than 10 during the period. % is calculated as Quantity/Base number*100

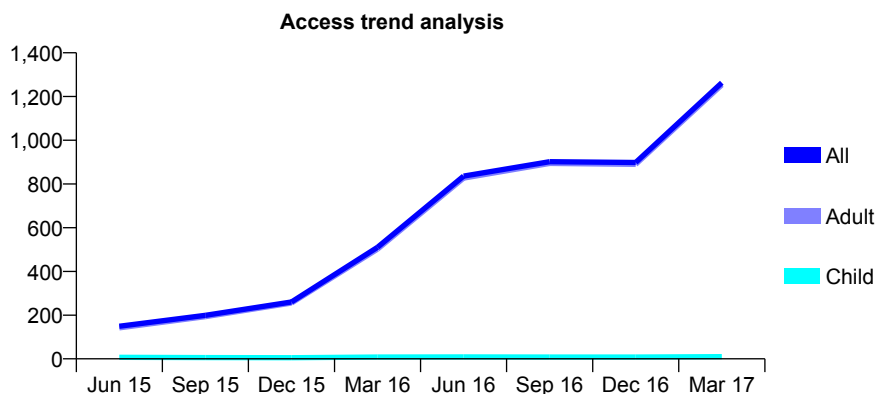
7A6 - Vital Signs At a Glance Contract Report for 156566/0002 - Year end March 2017

Name or company name	Blackwood Dental Centre.
Contract type name	PDS Contract
Purpose of contract	General
Contract start date	04/09/2014
Contract end date	31/03/2018

16/17 Contracted general activity (UDA)	3,300
Carry forward general activity (UDA)	0
16/17 Contracted orthodontic activity (UOA)	0
Carry forward orthodontic activity (UOA)	0
Baseline contract value	£242,319.00

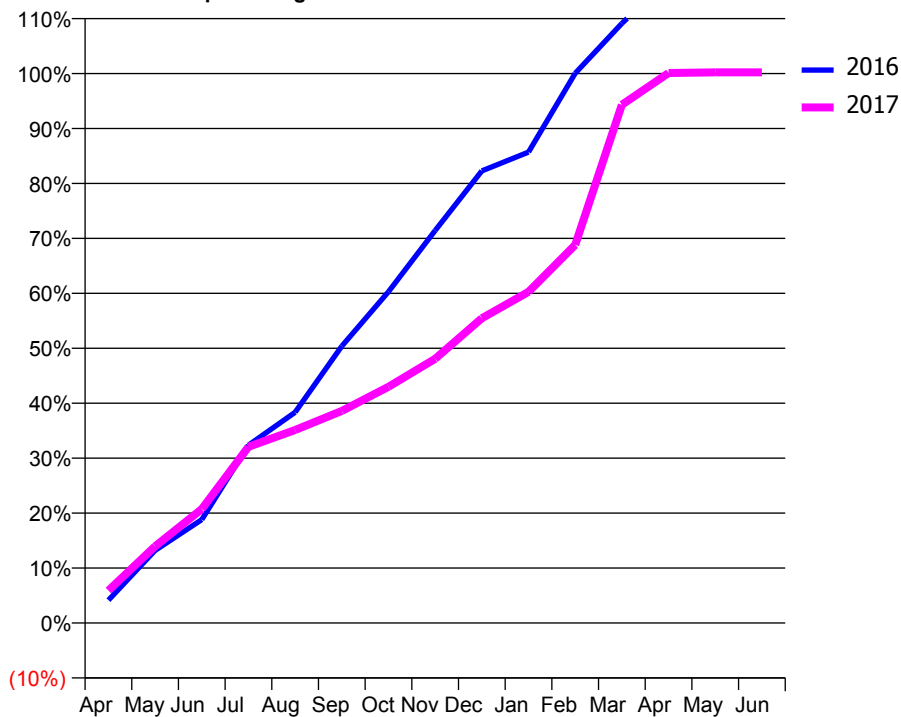
ACCESS*

Patients seen in 24 months	Total	Change since previous quarter
Quarter ending March 2016	510	
Quarter ending June 2016	836	↑
Quarter ending September 2016	902	↑
Quarter ending December 2016	898	→
Quarter ending March 2017	1,263	↑
Variance since March 2016	147.6%	↑



ACTIVITY

Cumulative percentage of contracted UDA delivered 2016 & 2017



Month	Adjusted Scheduled Activity (UDA)	
	2016	2017
April	137	195
May	436	461
June	621	684
July	1,068	1,058
August	1,266	1,159
September	1,663	1,274
October	1,990	1,419
November	2,357	1,587
December	2,715	1,830
January	2,828	1,989
February	3,301	2,271
March	3,601	3,112
April	3,867	3,303
May	3,868	3,307
June	3,868	3,307

QUALITY

	Quantity	Base Number	Contract	LHB	Wales
% of FP17s for the same patient ID Re-attending within 3 months - Children	0	16	0.0%	8.9%	11.3%
% of FP17s for the same patient ID Re-attending within 3 months - Adults	17	1,353	1.3%	15.8%	16.7%
% of FP17s for the same patient ID Re-attending between 3 & 9 months - Children	0	16	0.0%	57.0%	58.0%
% of FP17s for the same patient ID Re-attending between 3 & 9 months - Adults	11	1,353	0.8%	53.2%	53.7%
% of FP17s for Band 1 Urgent Courses	0	1,341	0.0%	9.4%	8.9%
% of FP17s Relating to Free Repair or Replacements	0	1,341	0.0%	0.8%	0.7%
% of FP17s Relating to Continuations	0	1,341	0.0%	0.9%	0.9%
% of Patients satisfied with the dentistry they have received	8	8	N/A	93.1%	93.9%
% of Patients satisfied with the time they had to wait for an appointment	6	8	N/A	85.8%	88.4%

* This is based on patients treated on this contract for their most recent course of treatment. Figures in italics indicate the base number of FP17s or Patient Questionnaire responses are less than 100. N/A is shown where the base number of responses is less than 10 during the period. % is calculated as Quantity/Base number*100

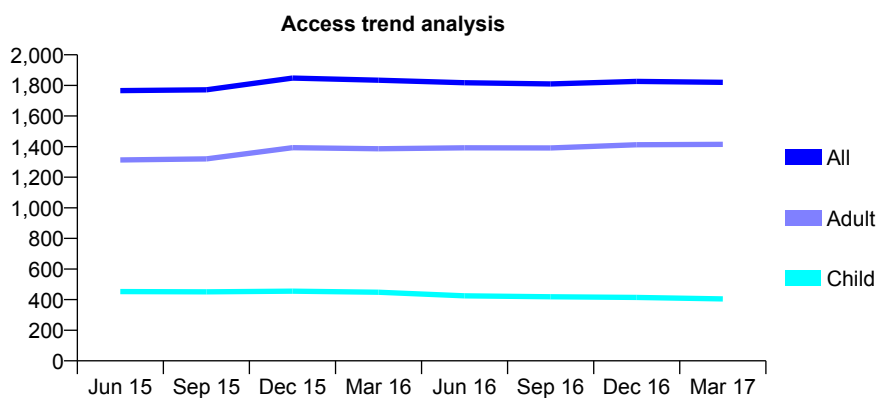
7A6 - Vital Signs At a Glance Contract Report for 157392/0002 - Year end March 2017

Name or company name	Plant & Thomas
Contract type name	GDS Contract
Purpose of contract	General
Contract start date	01/05/2010
Contract end date	

16/17 Contracted general activity (UDA)	5,111
Carry forward general activity (UDA)	-256
16/17 Contracted orthodontic activity (UOA)	0
Carry forward orthodontic activity (UOA)	0
Baseline contract value	£134,897.26

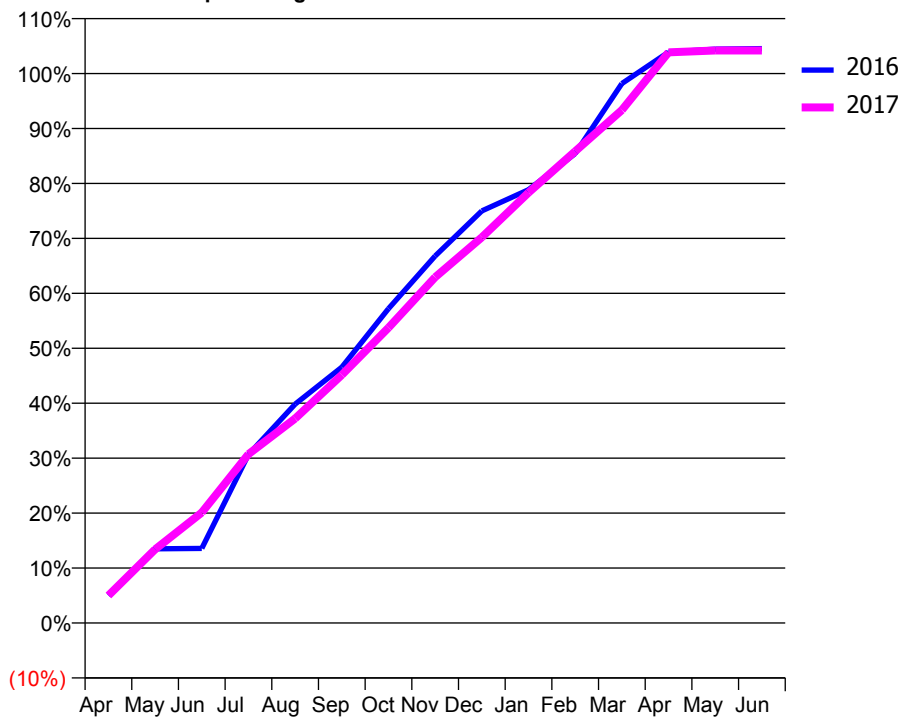
ACCESS*

Patients seen in 24 months	Total	Change since previous quarter
Quarter ending March 2016	1,834	
Quarter ending June 2016	1,817	→
Quarter ending September 2016	1,810	→
Quarter ending December 2016	1,826	→
Quarter ending March 2017	1,820	→
Variance since March 2016	(0.8%)	→



ACTIVITY

Cumulative percentage of contracted UDA delivered 2016 & 2017



Month	Adjusted Scheduled Activity (UDA)	
	2016	2017
April	256	256
May	690	686
June	694	1,027
July	1,567	1,571
August	2,035	1,902
September	2,380	2,307
October	2,924	2,747
November	3,414	3,217
December	3,833	3,588
January	4,030	4,004
February	4,366	4,387
March	5,017	4,771
April	5,310	5,308
May	5,337	5,325
June	5,342	5,326

QUALITY

	Quantity	Base Number	Contract	LHB	Wales
% of FP17s for the same patient ID Re-attending within 3 months - Children	40	614	6.5%	8.9%	11.3%
% of FP17s for the same patient ID Re-attending within 3 months - Adults	290	2,188	13.3%	15.8%	16.7%
% of FP17s for the same patient ID Re-attending between 3 & 9 months - Children	373	614	60.7%	57.0%	58.0%
% of FP17s for the same patient ID Re-attending between 3 & 9 months - Adults	1,347	2,188	61.6%	53.2%	53.7%
% of FP17s for Band 1 Urgent Courses	303	2,907	10.4%	9.4%	8.9%
% of FP17s Relating to Free Repair or Replacements	37	2,907	1.3%	0.8%	0.7%
% of FP17s Relating to Continuations	24	2,907	0.8%	0.9%	0.9%
% of Patients satisfied with the dentistry they have received	10	11	90.9%	93.1%	93.9%
% of Patients satisfied with the time they had to wait for an appointment	10	11	90.9%	85.8%	88.4%

* This is based on patients treated on this contract for their most recent course of treatment. Figures in italics indicate the base number of FP17s or Patient Questionnaire responses are less than 100. N/A is shown where the base number of responses is less than 10 during the period. % is calculated as Quantity/Base number*100

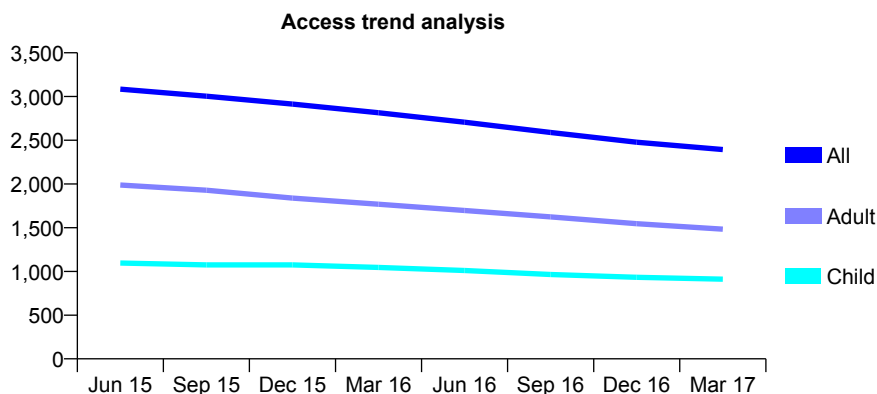
7A6 - Vital Signs At a Glance Contract Report for 157406/0001 - Year end March 2017

Name or company name	TFL Care Limited
Contract type name	GDS Contract
Purpose of contract	General
Contract start date	01/06/2013
Contract end date	

16/17 Contracted general activity (UDA)	6,999
Carry forward general activity (UDA)	-110
16/17 Contracted orthodontic activity (UOA)	0
Carry forward orthodontic activity (UOA)	0
Baseline contract value	£163,206.72

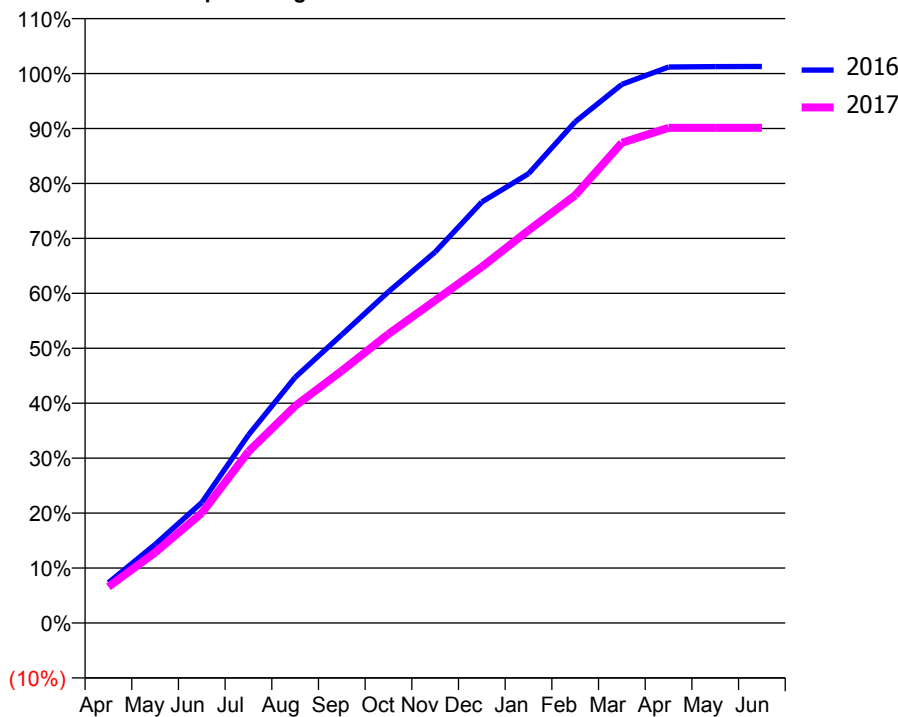
ACCESS*

Patients seen in 24 months	Total	Change since previous quarter
Quarter ending March 2016	2,814	
Quarter ending June 2016	2,706	↓
Quarter ending September 2016	2,589	↓
Quarter ending December 2016	2,478	↓
Quarter ending March 2017	2,394	↓
Variance since March 2016	(14.9%)	↓



ACTIVITY

Cumulative percentage of contracted UDA delivered 2016 & 2017



Adjusted Scheduled Activity (UDA)

Month	2016	2017
April	567	461
May	1,106	897
June	1,694	1,400
July	2,644	2,183
August	3,454	2,764
September	4,055	3,213
October	4,659	3,682
November	5,218	4,107
December	5,920	4,535
January	6,319	5,001
February	7,047	5,449
March	7,574	6,116
April	7,819	6,306
May	7,825	6,306
June	7,827	6,306

QUALITY

	Quantity	Base Number	Contract	LHB	Wales
% of FP17s for the same patient ID Re-attending within 3 months - Children	129	1,605	8.0%	8.9%	11.3%
% of FP17s for the same patient ID Re-attending within 3 months - Adults	344	2,174	15.8%	15.8%	16.7%
% of FP17s for the same patient ID Re-attending between 3 & 9 months - Children	1,149	1,605	71.6%	57.0%	58.0%
% of FP17s for the same patient ID Re-attending between 3 & 9 months - Adults	1,285	2,174	59.1%	53.2%	53.7%
% of FP17s for Band 1 Urgent Courses	387	3,736	10.4%	9.4%	8.9%
% of FP17s Relating to Free Repair or Replacements	33	3,736	0.9%	0.8%	0.7%
% of FP17s Relating to Continuations	0	3,736	0.0%	0.9%	0.9%
% of Patients satisfied with the dentistry they have received	18	18	100.0%	93.1%	93.9%
% of Patients satisfied with the time they had to wait for an appointment	17	18	94.4%	85.8%	88.4%

* This is based on patients treated on this contract for their most recent course of treatment. Figures in italics indicate the base number of FP17s or Patient Questionnaire responses are less than 100. N/A is shown where the base number of responses is less than 10 during the period. % is calculated as Quantity/Base number*100

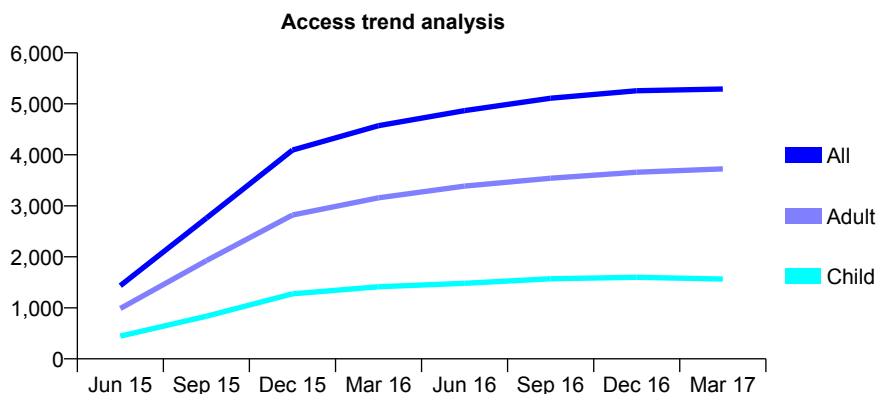
7A6 - Vital Signs At a Glance Contract Report for 159905/0001 - Year end March 2017

Name or company name	Grove Surgery Ltd
Contract type name	GDS Contract
Purpose of contract	General
Contract start date	01/04/2015
Contract end date	

16/17 Contracted general activity (UDA)	15,226
Carry forward general activity (UDA)	-288
16/17 Contracted orthodontic activity (UOA)	0
Carry forward orthodontic activity (UOA)	0
Baseline contract value	£384,227.93

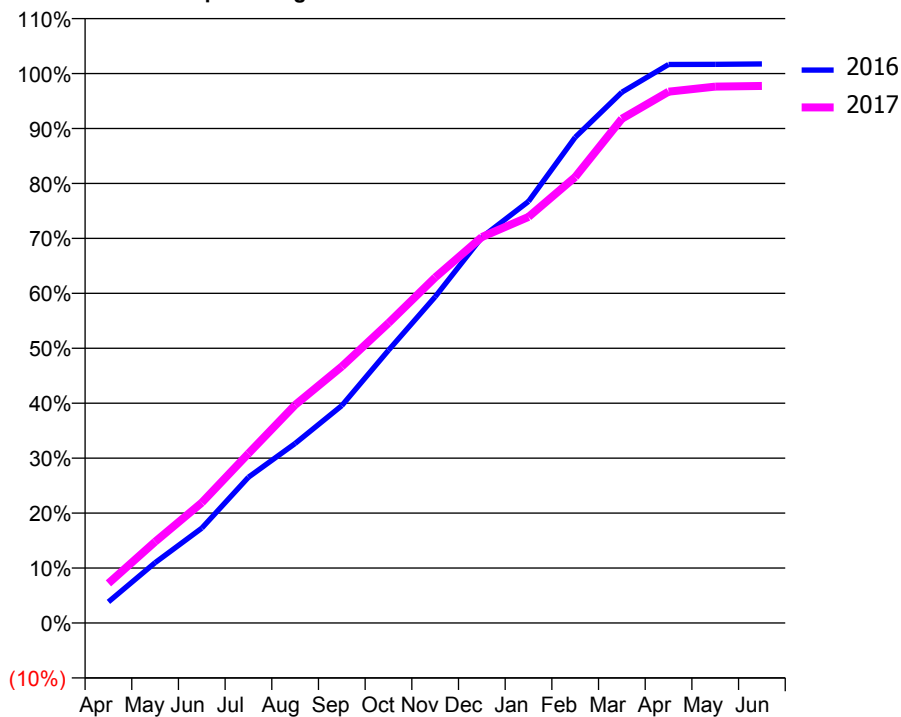
ACCESS*

Patients seen in 24 months	Total	Change since previous quarter
Quarter ending March 2016	4,572	
Quarter ending June 2016	4,867	↑
Quarter ending September 2016	5,109	↑
Quarter ending December 2016	5,257	↑
Quarter ending March 2017	5,289	→
Variance since March 2016	15.7%	↑



ACTIVITY

Cumulative percentage of contracted UDA delivered 2016 & 2017



Month	Adjusted Scheduled Activity (UDA)	
	2016	2017
April	587	1,100
May	1,676	2,251
June	2,633	3,334
July	4,044	4,699
August	4,982	6,041
September	6,030	7,109
October	7,567	8,313
November	9,049	9,575
December	10,700	10,693
January	11,697	11,253
February	13,473	12,358
March	14,726	13,970
April	15,495	14,721
May	15,499	14,863
June	15,511	14,880

QUALITY

	Quantity	Base Number	Contract	LHB	Wales
% of FP17s for the same patient ID Re-attending within 3 months - Children	127	2,135	5.9%	8.9%	11.3%
% of FP17s for the same patient ID Re-attending within 3 months - Adults	544	5,128	10.6%	15.8%	16.7%
% of FP17s for the same patient ID Re-attending between 3 & 9 months - Children	1,345	2,135	63.0%	57.0%	58.0%
% of FP17s for the same patient ID Re-attending between 3 & 9 months - Adults	3,205	5,128	62.5%	53.2%	53.7%
% of FP17s for Band 1 Urgent Courses	539	7,273	7.4%	9.4%	8.9%
% of FP17s Relating to Free Repair or Replacements	50	7,273	0.7%	0.8%	0.7%
% of FP17s Relating to Continuations	33	7,273	0.5%	0.9%	0.9%
% of Patients satisfied with the dentistry they have received	18	20	90.0%	93.1%	93.9%
% of Patients satisfied with the time they had to wait for an appointment	18	20	90.0%	85.8%	88.4%

* This is based on patients treated on this contract for their most recent course of treatment. Figures in italics indicate the base number of FP17s or Patient Questionnaire responses are less than 100. N/A is shown where the base number of responses is less than 10 during the period. % is calculated as Quantity/Base number*100

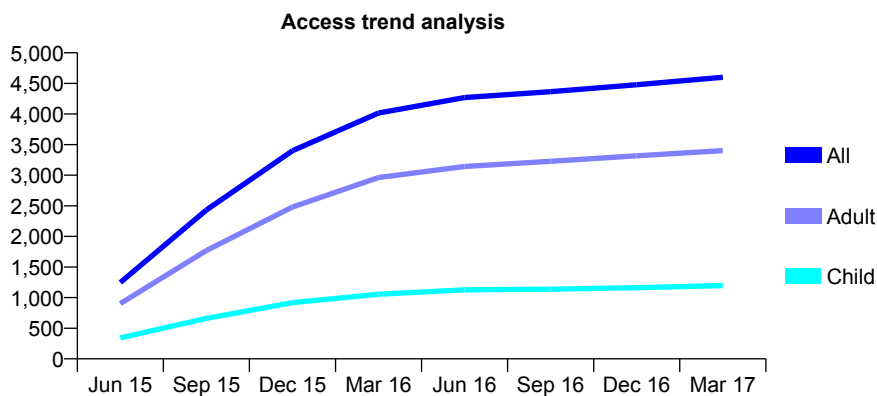
7A6 - Vital Signs At a Glance Contract Report for 159905/0002 - Year end March 2017

Name or company name	Grove Surgery Ltd
Contract type name	GDS Contract
Purpose of contract	General
Contract start date	01/04/2015
Contract end date	

16/17 Contracted general activity (UDA)	14,764
Carry forward general activity (UDA)	114
16/17 Contracted orthodontic activity (UOA)	0
Carry forward orthodontic activity (UOA)	0
Baseline contract value	£397,267.95

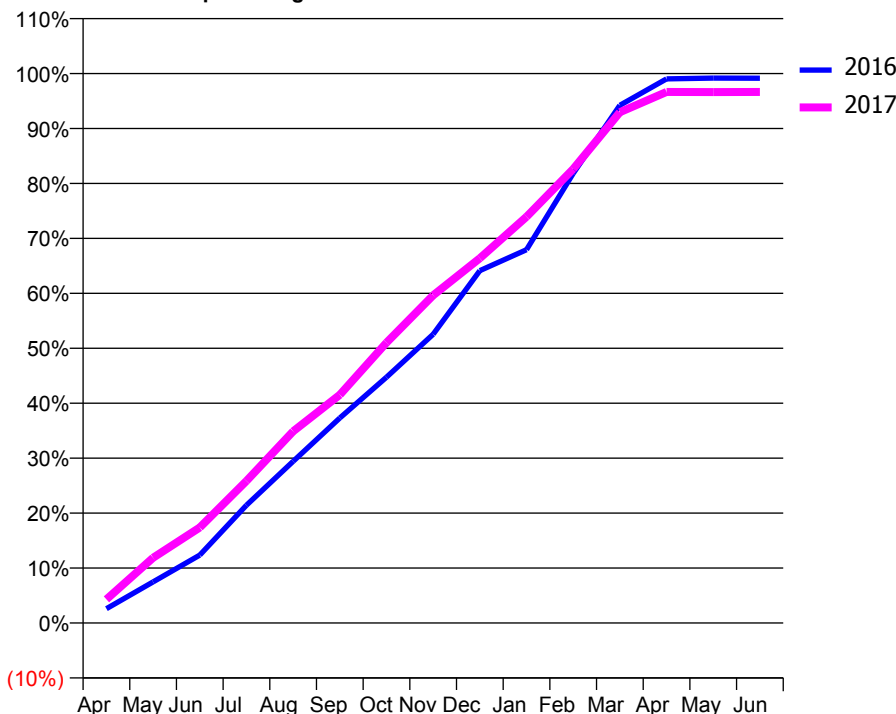
ACCESS*

Patients seen in 24 months	Total	Change since previous quarter
Quarter ending March 2016	4,017	
Quarter ending June 2016	4,270	↑
Quarter ending September 2016	4,366	↑
Quarter ending December 2016	4,478	↑
Quarter ending March 2017	4,601	↑
Variance since March 2016	14.5%	↑



ACTIVITY

Cumulative percentage of contracted UDA delivered 2016 & 2017



Month	Adjusted Scheduled Activity (UDA)	
	2016	2017
April	402	635
May	1,148	1,753
June	1,895	2,567
July	3,291	3,816
August	4,514	5,151
September	5,725	6,132
October	6,865	7,533
November	8,062	8,804
December	9,837	9,800
January	10,423	10,914
February	12,551	12,198
March	14,456	13,725
April	15,194	14,270
May	15,213	14,264
June	15,209	14,270

QUALITY

	Quantity	Base Number	Contract	LHB	Wales
% of FP17s for the same patient ID Re-attending within 3 months - Children	116	1,750	6.6%	8.9%	11.3%
% of FP17s for the same patient ID Re-attending within 3 months - Adults	786	5,448	14.4%	15.8%	16.7%
% of FP17s for the same patient ID Re-attending between 3 & 9 months - Children	1,045	1,750	59.7%	57.0%	58.0%
% of FP17s for the same patient ID Re-attending between 3 & 9 months - Adults	3,245	5,448	59.6%	53.2%	53.7%
% of FP17s for Band 1 Urgent Courses	485	7,070	6.9%	9.4%	8.9%
% of FP17s Relating to Free Repair or Replacements	38	7,070	0.5%	0.8%	0.7%
% of FP17s Relating to Continuations	40	7,070	0.6%	0.9%	0.9%
% of Patients satisfied with the dentistry they have received	23	23	100.0%	93.1%	93.9%
% of Patients satisfied with the time they had to wait for an appointment	22	23	95.7%	85.8%	88.4%

* This is based on patients treated on this contract for their most recent course of treatment. Figures in italics indicate the base number of FP17s or Patient Questionnaire responses are less than 100. N/A is shown where the base number of responses is less than 10 during the period. % is calculated as Quantity/Base number*100

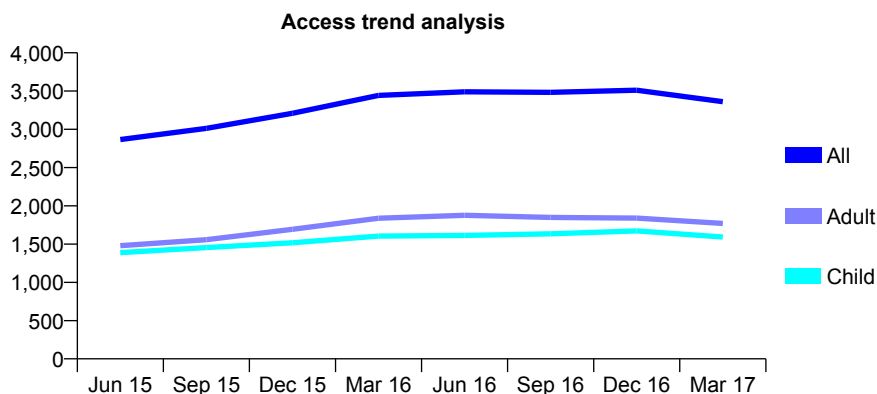
7A6 - Vital Signs At a Glance Contract Report for 160563/0001 - Year end March 2017

Name or company name	L Smart
Contract type name	GDS Contract
Purpose of contract	General
Contract start date	01/01/2011
Contract end date	

16/17 Contracted general activity (UDA)	15,205
Carry forward general activity (UDA)	167
16/17 Contracted orthodontic activity (UOA)	0
Carry forward orthodontic activity (UOA)	0
Baseline contract value	£301,945.52

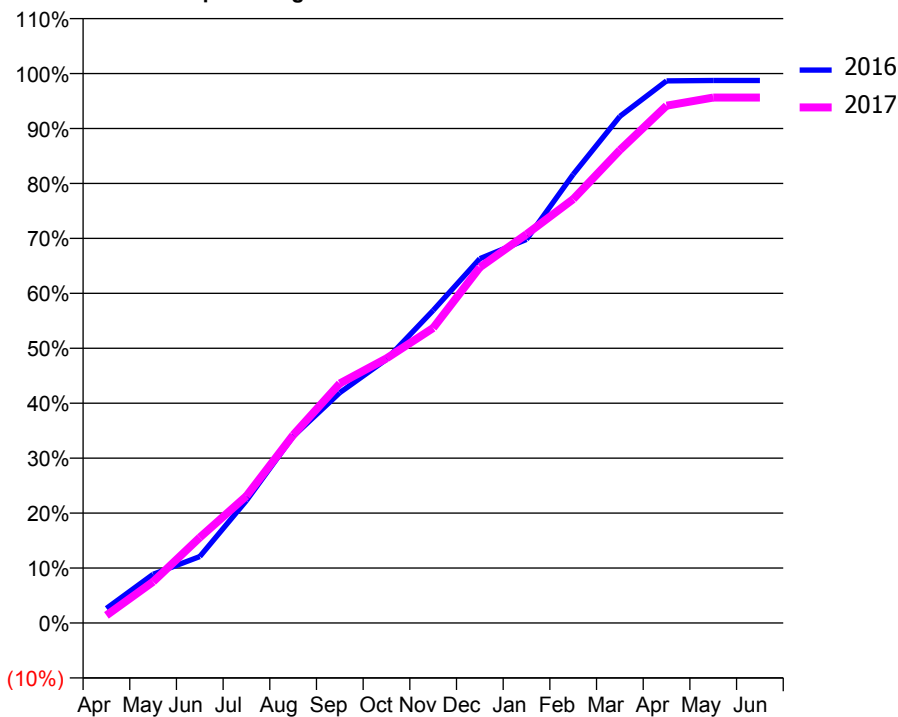
ACCESS*

Patients seen in 24 months	Total	Change since previous quarter
Quarter ending March 2016	3,443	
Quarter ending June 2016	3,490	→
Quarter ending September 2016	3,483	→
Quarter ending December 2016	3,511	→
Quarter ending March 2017	3,362	↓
Variance since March 2016	(2.4%)	↓



ACTIVITY

Cumulative percentage of contracted UDA delivered 2016 & 2017



Month	Adjusted Scheduled Activity (UDA)	
	2016	2017
April	376	211
May	1,253	1,142
June	1,707	2,367
July	3,144	3,514
August	4,791	5,201
September	5,915	6,629
October	6,772	7,321
November	8,031	8,165
December	9,357	9,842
January	9,851	10,756
February	11,524	11,727
March	13,013	13,084
April	13,925	14,313
May	13,935	14,538
June	13,935	14,538

QUALITY

	Quantity	Base Number	Contract	LHB	Wales
% of FP17s for the same patient ID Re-attending within 3 months - Children	209	2,446	8.5%	8.9%	11.3%
% of FP17s for the same patient ID Re-attending within 3 months - Adults	399	2,256	17.7%	15.8%	16.7%
% of FP17s for the same patient ID Re-attending between 3 & 9 months - Children	1,453	2,446	59.4%	57.0%	58.0%
% of FP17s for the same patient ID Re-attending between 3 & 9 months - Adults	1,283	2,256	56.9%	53.2%	53.7%
% of FP17s for Band 1 Urgent Courses	27	4,878	0.6%	9.4%	8.9%
% of FP17s Relating to Free Repair or Replacements	10	4,878	0.2%	0.8%	0.7%
% of FP17s Relating to Continuations	9	4,878	0.2%	0.9%	0.9%
% of Patients satisfied with the dentistry they have received	9	10	90.0%	93.1%	93.9%
% of Patients satisfied with the time they had to wait for an appointment	9	10	90.0%	85.8%	88.4%

* This is based on patients treated on this contract for their most recent course of treatment. Figures in italics indicate the base number of FP17s or Patient Questionnaire responses are less than 100. N/A is shown where the base number of responses is less than 10 during the period. % is calculated as Quantity/Base number*100

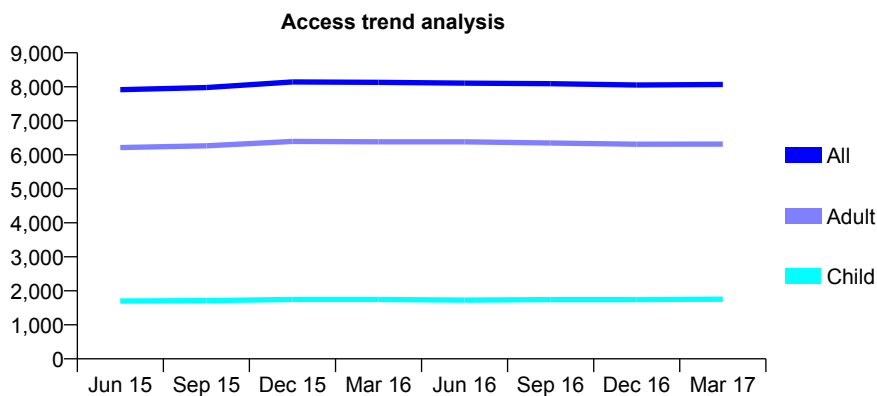
7A6 - Vital Signs At a Glance Contract Report for 161551/0001 - Year end March 2017

Name or company name	Masonoak Ltd & Sunnyleigh Ltd
Contract type name	GDS Contract
Purpose of contract	General
Contract start date	01/12/2012
Contract end date	

16/17 Contracted general activity (UDA)	22,053
Carry forward general activity (UDA)	1,157
16/17 Contracted orthodontic activity (UOA)	0
Carry forward orthodontic activity (UOA)	0
Baseline contract value	£497,726.87

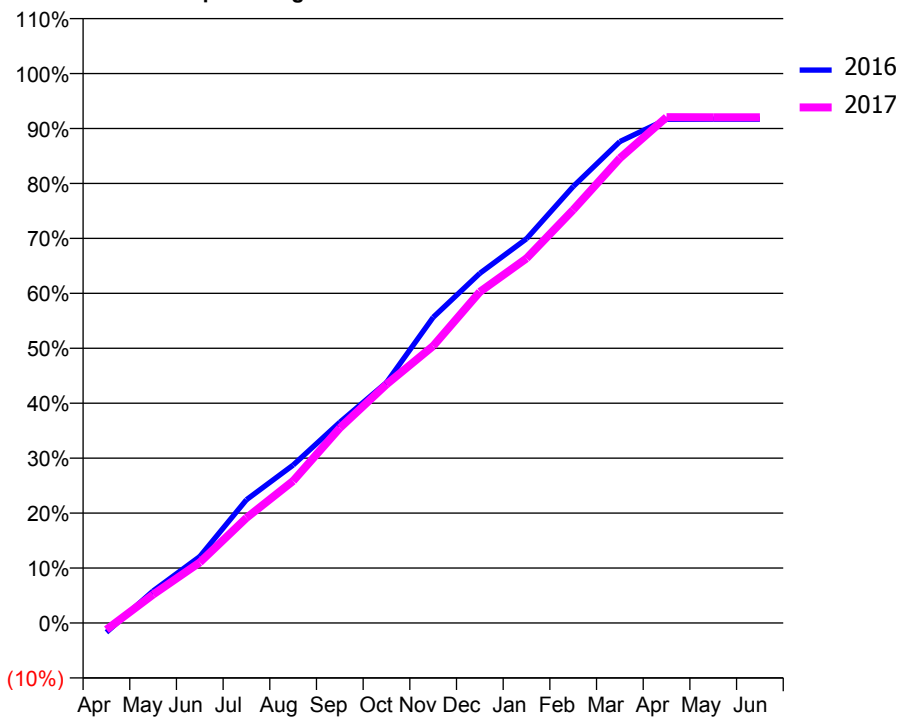
ACCESS*

Patients seen in 24 months	Total	Change since previous quarter
Quarter ending March 2016	8,131	
Quarter ending June 2016	8,108	→
Quarter ending September 2016	8,091	→
Quarter ending December 2016	8,053	→
Quarter ending March 2017	8,068	→
Variance since March 2016	(0.8%)	→



ACTIVITY

Cumulative percentage of contracted UDA delivered 2016 & 2017



Month	Adjusted Scheduled Activity (UDA)	
	2016	2017
April	-397	-270
May	1,348	1,141
June	2,798	2,434
July	5,192	4,222
August	6,651	5,703
September	8,456	7,825
October	10,129	9,576
November	12,879	11,118
December	14,727	13,292
January	16,186	14,634
February	18,388	16,581
March	20,280	18,654
April	21,218	20,300
May	21,220	20,298
June	21,220	20,298

QUALITY

	Quantity	Base Number	Contract	LHB	Wales
% of FP17s for the same patient ID Re-attending within 3 months - Children	157	2,323	6.8%	8.9%	11.3%
% of FP17s for the same patient ID Re-attending within 3 months - Adults	1,443	8,382	17.2%	15.8%	16.7%
% of FP17s for the same patient ID Re-attending between 3 & 9 months - Children	1,211	2,323	52.1%	57.0%	58.0%
% of FP17s for the same patient ID Re-attending between 3 & 9 months - Adults	4,130	8,382	49.3%	53.2%	53.7%
% of FP17s for Band 1 Urgent Courses	1,143	10,981	10.4%	9.4%	8.9%
% of FP17s Relating to Free Repair or Replacements	50	10,981	0.5%	0.8%	0.7%
% of FP17s Relating to Continuations	200	10,981	1.8%	0.9%	0.9%
% of Patients satisfied with the dentistry they have received	29	30	96.7%	93.1%	93.9%
% of Patients satisfied with the time they had to wait for an appointment	28	30	93.3%	85.8%	88.4%

* This is based on patients treated on this contract for their most recent course of treatment. Figures in italics indicate the base number of FP17s or Patient Questionnaire responses are less than 100. N/A is shown where the base number of responses is less than 10 during the period. % is calculated as Quantity/Base number*100

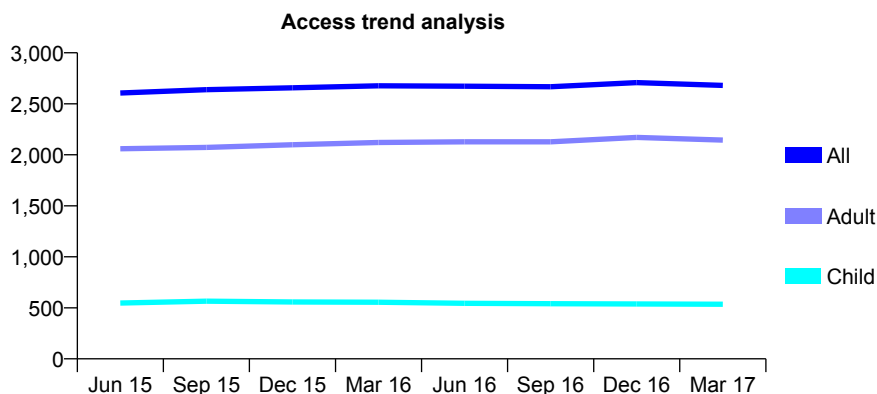
7A6 - Vital Signs At a Glance Contract Report for 162442/0001 - Year end March 2017

Name or company name	M J Dental Services Ltd
Contract type name	GDS Contract
Purpose of contract	General
Contract start date	01/07/2013
Contract end date	

16/17 Contracted general activity (UDA)	10,047
Carry forward general activity (UDA)	0
16/17 Contracted orthodontic activity (UOA)	0
Carry forward orthodontic activity (UOA)	0
Baseline contract value	£249,911.05

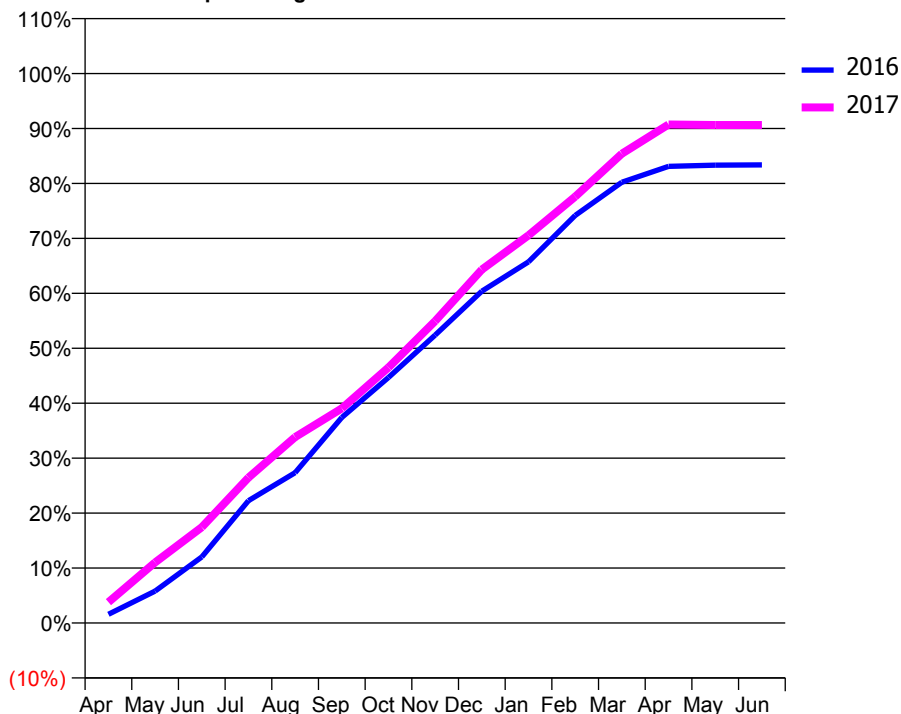
ACCESS*

Patients seen in 24 months	Total	Change since previous quarter
Quarter ending March 2016	2,676	
Quarter ending June 2016	2,673	→
Quarter ending September 2016	2,667	→
Quarter ending December 2016	2,708	→
Quarter ending March 2017	2,680	↓
Variance since March 2016	0.1%	→



ACTIVITY

Cumulative percentage of contracted UDA delivered 2016 & 2017



Month	Adjusted Scheduled Activity (UDA)	
	2016	2017
April	169	382
May	614	1,108
June	1,272	1,751
July	2,354	2,659
August	2,894	3,400
September	3,957	3,924
October	4,727	4,673
November	5,543	5,521
December	6,386	6,461
January	6,952	7,088
February	7,843	7,796
March	8,482	8,582
April	8,789	9,114
May	8,812	9,104
June	8,816	9,104

QUALITY

	Quantity	Base Number	Contract	LHB	Wales
% of FP17s for the same patient ID Re-attending within 3 months - Children	95	753	12.6%	8.9%	11.3%
% of FP17s for the same patient ID Re-attending within 3 months - Adults	628	3,216	19.5%	15.8%	16.7%
% of FP17s for the same patient ID Re-attending between 3 & 9 months - Children	351	753	46.6%	57.0%	58.0%
% of FP17s for the same patient ID Re-attending between 3 & 9 months - Adults	1,608	3,216	50.0%	53.2%	53.7%
% of FP17s for Band 1 Urgent Courses	392	4,021	9.7%	9.4%	8.9%
% of FP17s Relating to Free Repair or Replacements	99	4,021	2.5%	0.8%	0.7%
% of FP17s Relating to Continuations	27	4,021	0.7%	0.9%	0.9%
% of Patients satisfied with the dentistry they have received	15	15	100.0%	93.1%	93.9%
% of Patients satisfied with the time they had to wait for an appointment	13	15	86.7%	85.8%	88.4%

* This is based on patients treated on this contract for their most recent course of treatment. Figures in italics indicate the base number of FP17s or Patient Questionnaire responses are less than 100. N/A is shown where the base number of responses is less than 10 during the period. % is calculated as Quantity/Base number*100

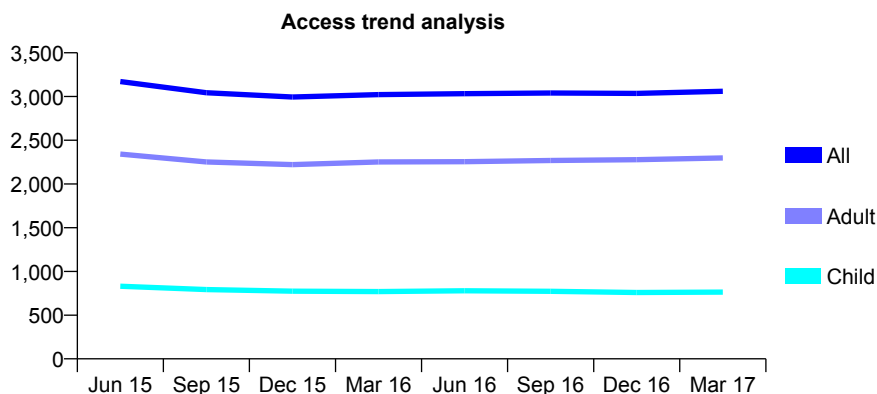
7A6 - Vital Signs At a Glance Contract Report for 170135/0001 - Year end March 2017

Name or company name	Abertridwr Dental Surgery
Contract type name	GDS Contract
Purpose of contract	General
Contract start date	01/12/2011
Contract end date	

16/17 Contracted general activity (UDA)	11,984
Carry forward general activity (UDA)	441
16/17 Contracted orthodontic activity (UOA)	0
Carry forward orthodontic activity (UOA)	0
Baseline contract value	£302,183.78

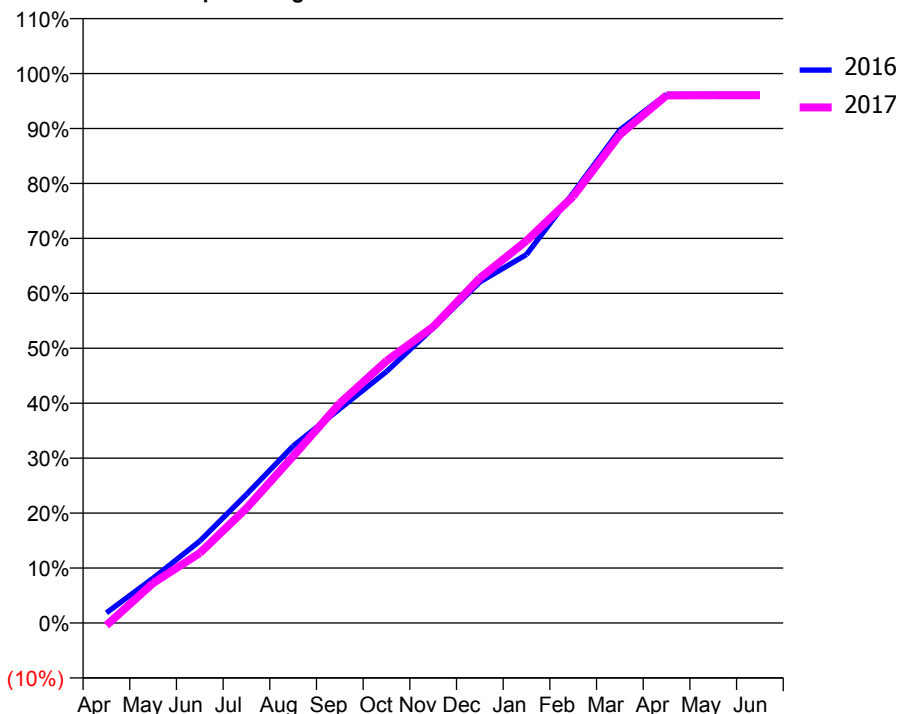
ACCESS*

Patients seen in 24 months	Total	Change since previous quarter
Quarter ending March 2016	3,022	
Quarter ending June 2016	3,033	→
Quarter ending September 2016	3,040	→
Quarter ending December 2016	3,036	→
Quarter ending March 2017	3,060	→
Variance since March 2016	1.3%	→



ACTIVITY

Cumulative percentage of contracted UDA delivered 2016 & 2017



Month	Adjusted Scheduled Activity (UDA)	
	2016	2017
April	222	-53
May	979	870
June	1,787	1,525
July	2,804	2,503
August	3,860	3,637
September	4,672	4,795
October	5,483	5,717
November	6,434	6,460
December	7,439	7,521
January	8,037	8,336
February	9,380	9,306
March	10,754	10,650
April	11,530	11,505
May	11,533	11,509
June	11,533	11,510

QUALITY

	Quantity	Base Number	Contract	LHB	Wales
% of FP17s for the same patient ID Re-attending within 3 months - Children	69	1,105	6.2%	8.9%	11.3%
% of FP17s for the same patient ID Re-attending within 3 months - Adults	445	3,331	13.4%	15.8%	16.7%
% of FP17s for the same patient ID Re-attending between 3 & 9 months - Children	591	1,105	53.5%	57.0%	58.0%
% of FP17s for the same patient ID Re-attending between 3 & 9 months - Adults	1,732	3,331	52.0%	53.2%	53.7%
% of FP17s for Band 1 Urgent Courses	369	4,481	8.2%	9.4%	8.9%
% of FP17s Relating to Free Repair or Replacements	20	4,481	0.4%	0.8%	0.7%
% of FP17s Relating to Continuations	34	4,481	0.8%	0.9%	0.9%
% of Patients satisfied with the dentistry they have received	9	10	90.0%	93.1%	93.9%
% of Patients satisfied with the time they had to wait for an appointment	8	10	80.0%	85.8%	88.4%

* This is based on patients treated on this contract for their most recent course of treatment. Figures in italics indicate the base number of FP17s or Patient Questionnaire responses are less than 100. N/A is shown where the base number of responses is less than 10 during the period. % is calculated as Quantity/Base number*100

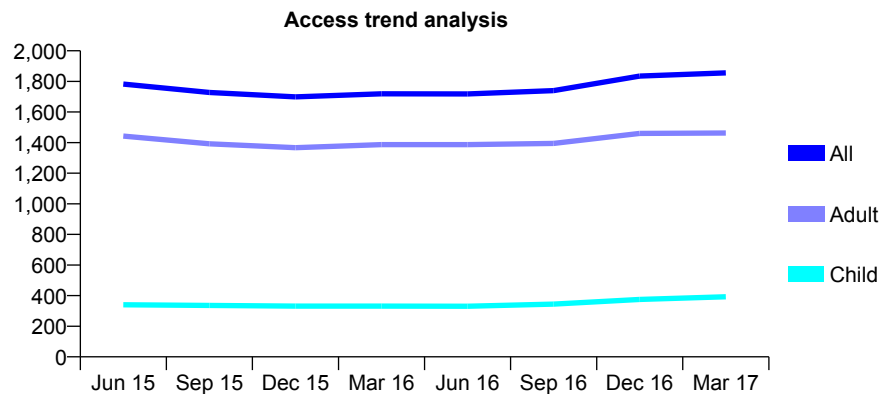
7A6 - Vital Signs At a Glance Contract Report for 175242/0001 - Year end March 2017

Name or company name	Gupta & Gupta Limited
Contract type name	GDS Contract
Purpose of contract	General
Contract start date	01/06/2013
Contract end date	

16/17 Contracted general activity (UDA)	5,278
Carry forward general activity (UDA)	-112
16/17 Contracted orthodontic activity (UOA)	0
Carry forward orthodontic activity (UOA)	0
Baseline contract value	£130,677.46

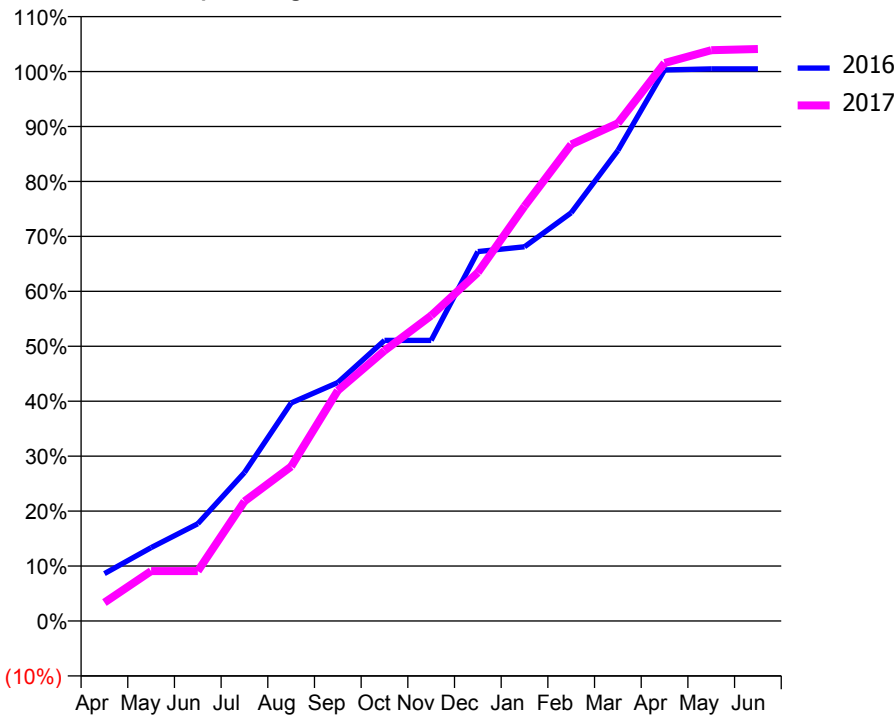
ACCESS*

Patients seen in 24 months	Total	Change since previous quarter
Quarter ending March 2016	1,719	
Quarter ending June 2016	1,718	→
Quarter ending September 2016	1,740	→
Quarter ending December 2016	1,835	↑
Quarter ending March 2017	1,856	→
Variance since March 2016	8.0%	↑



ACTIVITY

Cumulative percentage of contracted UDA delivered 2016 & 2017



Month	Adjusted Scheduled Activity (UDA)	
	2016	2017
April	455	178
May	705	480
June	934	480
July	1,427	1,150
August	2,095	1,484
September	2,290	2,213
October	2,695	2,597
November	2,695	2,934
December	3,548	3,347
January	3,594	3,984
February	3,922	4,577
March	4,520	4,781
April	5,293	5,359
May	5,303	5,482
June	5,303	5,494

QUALITY

	Quantity	Base Number	Contract	LHB	Wales
% of FP17s for the same patient ID Re-attending within 3 months - Children	26	519	5.0%	8.9%	11.3%
% of FP17s for the same patient ID Re-attending within 3 months - Adults	233	1,758	13.3%	15.8%	16.7%
% of FP17s for the same patient ID Re-attending between 3 & 9 months - Children	249	519	48.0%	57.0%	58.0%
% of FP17s for the same patient ID Re-attending between 3 & 9 months - Adults	551	1,758	31.3%	53.2%	53.7%
% of FP17s for Band 1 Urgent Courses	75	2,276	3.3%	9.4%	8.9%
% of FP17s Relating to Free Repair or Replacements	23	2,276	1.0%	0.8%	0.7%
% of FP17s Relating to Continuations	15	2,276	0.7%	0.9%	0.9%
% of Patients satisfied with the dentistry they have received	8	11	72.7%	93.1%	93.9%
% of Patients satisfied with the time they had to wait for an appointment	8	11	72.7%	85.8%	88.4%

* This is based on patients treated on this contract for their most recent course of treatment. Figures in italics indicate the base number of FP17s or Patient Questionnaire responses are less than 100. N/A is shown where the base number of responses is less than 10 during the period. % is calculated as Quantity/Base number*100

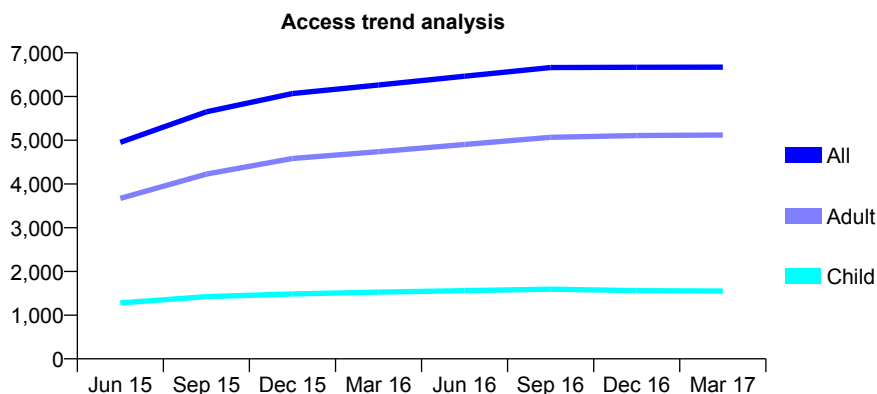
7A6 - Vital Signs At a Glance Contract Report for 176222/0001 - Year end March 2017

Name or company name	Mr C Hall
Contract type name	GDS Contract
Purpose of contract	General
Contract start date	01/10/2014
Contract end date	

16/17 Contracted general activity (UDA)	19,650
Carry forward general activity (UDA)	36
16/17 Contracted orthodontic activity (UOA)	0
Carry forward orthodontic activity (UOA)	0
Baseline contract value	£507,954.53

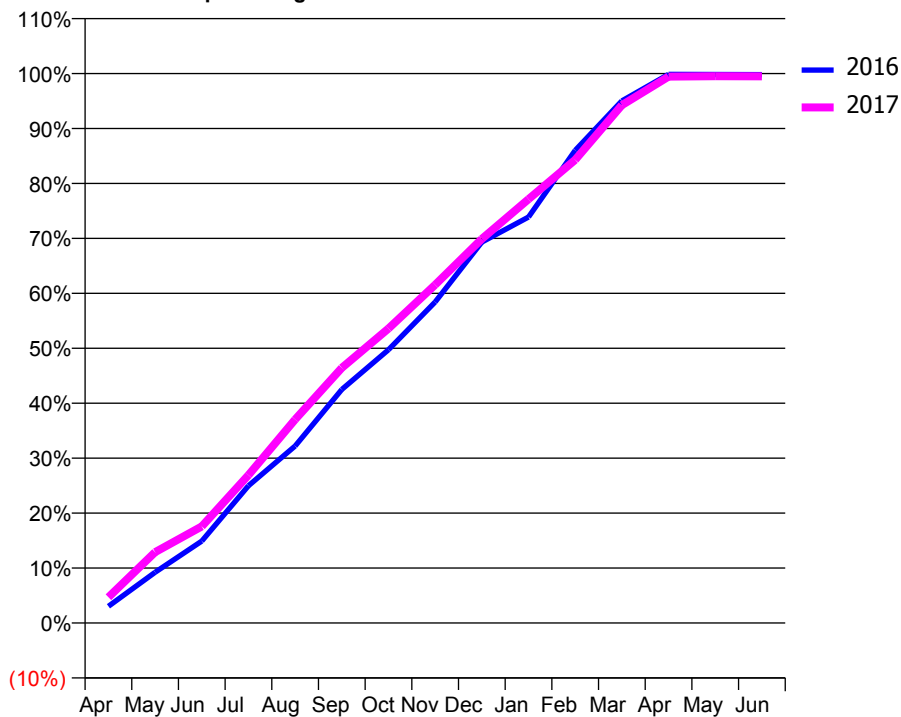
ACCESS*

Patients seen in 24 months	Total	Change since previous quarter
Quarter ending March 2016	6,263	
Quarter ending June 2016	6,465	↑
Quarter ending September 2016	6,664	↑
Quarter ending December 2016	6,668	→
Quarter ending March 2017	6,671	→
Variance since March 2016	6.5%	↑



ACTIVITY

Cumulative percentage of contracted UDA delivered 2016 & 2017



Month	Adjusted Scheduled Activity (UDA)	
	2016	2017
April	598	925
May	1,817	2,535
June	2,932	3,456
July	4,910	5,291
August	6,328	7,280
September	8,354	9,123
October	9,772	10,530
November	11,478	12,096
December	13,622	13,737
January	14,519	15,159
February	16,902	16,562
March	18,671	18,517
April	19,618	19,539
May	19,617	19,551
June	19,611	19,548

QUALITY

	Quantity	Base Number	Contract	LHB	Wales
% of FP17s for the same patient ID Re-attending within 3 months - Children	78	2,321	3.4%	8.9%	11.3%
% of FP17s for the same patient ID Re-attending within 3 months - Adults	559	6,863	8.1%	15.8%	16.7%
% of FP17s for the same patient ID Re-attending between 3 & 9 months - Children	1,553	2,321	66.9%	57.0%	58.0%
% of FP17s for the same patient ID Re-attending between 3 & 9 months - Adults	4,023	6,863	58.6%	53.2%	53.7%
% of FP17s for Band 1 Urgent Courses	592	9,167	6.5%	9.4%	8.9%
% of FP17s Relating to Free Repair or Replacements	47	9,167	0.5%	0.8%	0.7%
% of FP17s Relating to Continuations	13	9,167	0.1%	0.9%	0.9%
% of Patients satisfied with the dentistry they have received	21	22	95.5%	93.1%	93.9%
% of Patients satisfied with the time they had to wait for an appointment	20	22	90.9%	85.8%	88.4%

* This is based on patients treated on this contract for their most recent course of treatment. Figures in italics indicate the base number of FP17s or Patient Questionnaire responses are less than 100. N/A is shown where the base number of responses is less than 10 during the period. % is calculated as Quantity/Base number*100

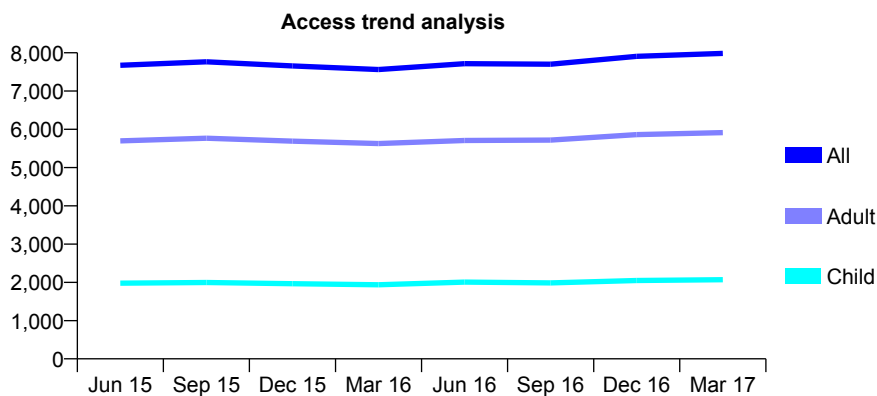
7A6 - Vital Signs At a Glance Contract Report for 177822/0001 - Year end March 2017

Name or company name	Beaufort Park Dental Care Ltd
Contract type name	GDS Contract
Purpose of contract	General
Contract start date	01/12/2010
Contract end date	

16/17 Contracted general activity (UDA)	24,320
Carry forward general activity (UDA)	0
16/17 Contracted orthodontic activity (UOA)	0
Carry forward orthodontic activity (UOA)	0
Baseline contract value	£582,042.79

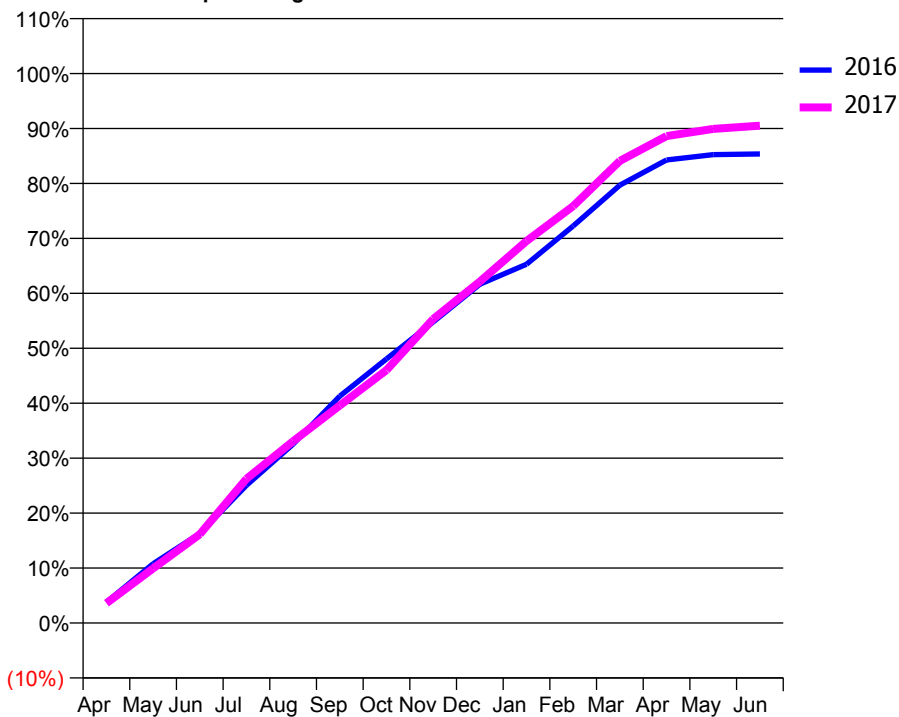
ACCESS*

Patients seen in 24 months	Total	Change since previous quarter
Quarter ending March 2016	7,562	
Quarter ending June 2016	7,715	↑
Quarter ending September 2016	7,703	→
Quarter ending December 2016	7,908	↑
Quarter ending March 2017	7,984	→
Variance since March 2016	5.6%	↑



ACTIVITY

Cumulative percentage of contracted UDA delivered 2016 & 2017



Month	Adjusted Scheduled Activity (UDA)	
	2016	2017
April	925	878
May	2,622	2,417
June	3,965	3,927
July	6,092	6,383
August	7,918	8,049
September	10,039	9,629
October	11,690	11,190
November	13,326	13,452
December	14,992	15,112
January	15,881	16,904
February	17,572	18,454
March	19,376	20,454
April	20,492	21,548
May	20,730	21,869
June	20,762	22,012

QUALITY

	Quantity	Base Number	Contract	LHB	Wales
% of FP17s for the same patient ID Re-attending within 3 months - Children	150	2,879	5.2%	8.9%	11.3%
% of FP17s for the same patient ID Re-attending within 3 months - Adults	920	7,965	11.6%	15.8%	16.7%
% of FP17s for the same patient ID Re-attending between 3 & 9 months - Children	1,588	2,879	55.2%	57.0%	58.0%
% of FP17s for the same patient ID Re-attending between 3 & 9 months - Adults	4,162	7,965	52.3%	53.2%	53.7%
% of FP17s for Band 1 Urgent Courses	576	10,789	5.3%	9.4%	8.9%
% of FP17s Relating to Free Repair or Replacements	58	10,789	0.5%	0.8%	0.7%
% of FP17s Relating to Continuations	132	10,789	1.2%	0.9%	0.9%
% of Patients satisfied with the dentistry they have received	28	31	90.3%	93.1%	93.9%
% of Patients satisfied with the time they had to wait for an appointment	28	31	90.3%	85.8%	88.4%

* This is based on patients treated on this contract for their most recent course of treatment. Figures in italics indicate the base number of FP17s or Patient Questionnaire responses are less than 100. N/A is shown where the base number of responses is less than 10 during the period. % is calculated as Quantity/Base number*100

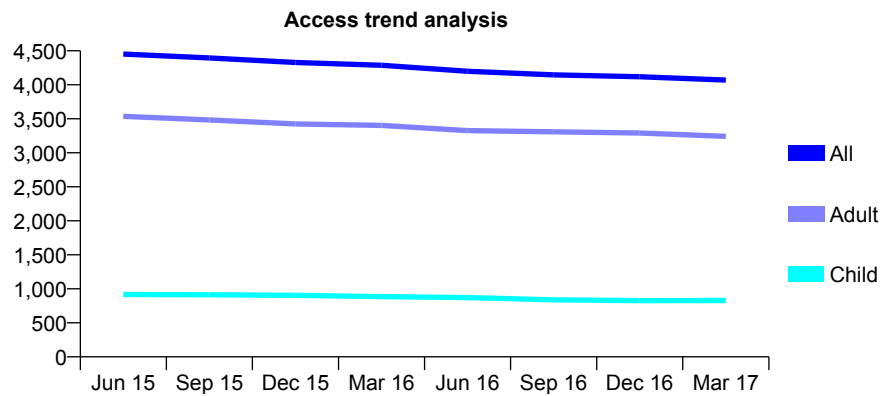
7A6 - Vital Signs At a Glance Contract Report for 180025/0001 - Year end March 2017

Name or company name	Dr James Thomas & Dr Iman Mehdi
Contract type name	GDS Contract
Purpose of contract	General
Contract start date	01/02/2009
Contract end date	

16/17 Contracted general activity (UDA)	14,481
Carry forward general activity (UDA)	785
16/17 Contracted orthodontic activity (UOA)	0
Carry forward orthodontic activity (UOA)	0
Baseline contract value	£350,550.83

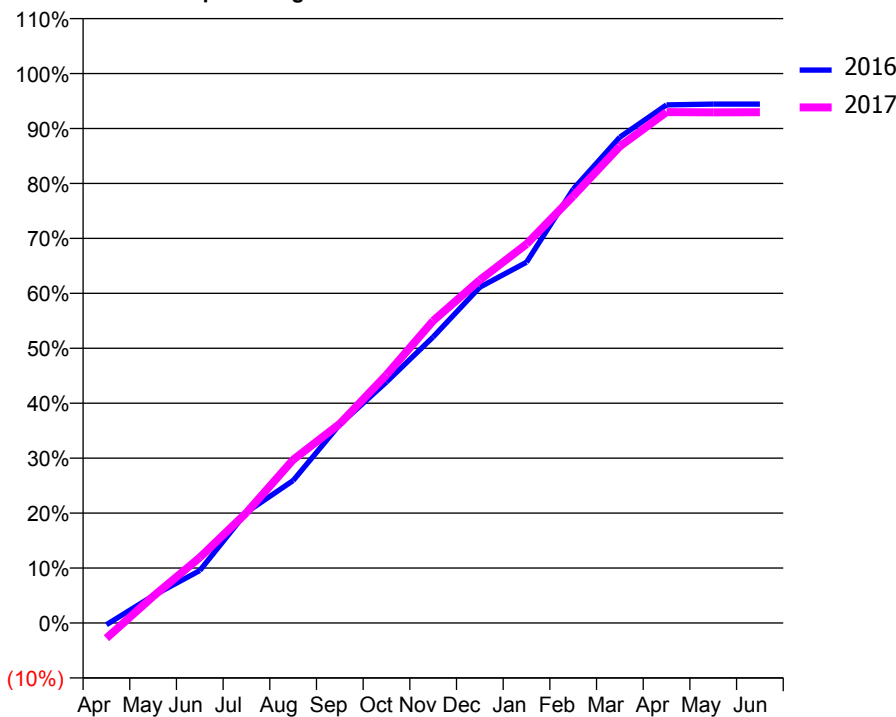
ACCESS*

Patients seen in 24 months	Total	Change since previous quarter
Quarter ending March 2016	4,288	
Quarter ending June 2016	4,199	↓
Quarter ending September 2016	4,147	↓
Quarter ending December 2016	4,118	→
Quarter ending March 2017	4,070	↓
Variance since March 2016	(5.1%)	↓



ACTIVITY

Cumulative percentage of contracted UDA delivered 2016 & 2017



Month	Adjusted Scheduled Activity (UDA)	
	2016	2017
April	-46	-403
May	718	702
June	1,381	1,726
July	2,918	2,907
August	3,756	4,302
September	5,234	5,251
October	6,352	6,543
November	7,540	7,965
December	8,852	9,041
January	9,509	9,987
February	11,431	11,250
March	12,803	12,560
April	13,655	13,464
May	13,674	13,457
June	13,675	13,461

QUALITY

	Quantity	Base Number	Contract	LHB	Wales
% of FP17s for the same patient ID Re-attending within 3 months - Children	127	1,141	11.1%	8.9%	11.3%
% of FP17s for the same patient ID Re-attending within 3 months - Adults	1,026	4,646	22.1%	15.8%	16.7%
% of FP17s for the same patient ID Re-attending between 3 & 9 months - Children	542	1,141	47.5%	57.0%	58.0%
% of FP17s for the same patient ID Re-attending between 3 & 9 months - Adults	2,136	4,646	46.0%	53.2%	53.7%
% of FP17s for Band 1 Urgent Courses	1,066	5,837	18.3%	9.4%	8.9%
% of FP17s Relating to Free Repair or Replacements	88	5,837	1.5%	0.8%	0.7%
% of FP17s Relating to Continuations	129	5,837	2.2%	0.9%	0.9%
% of Patients satisfied with the dentistry they have received	25	26	96.2%	93.1%	93.9%
% of Patients satisfied with the time they had to wait for an appointment	24	26	92.3%	85.8%	88.4%

* This is based on patients treated on this contract for their most recent course of treatment. Figures in italics indicate the base number of FP17s or Patient Questionnaire responses are less than 100. N/A is shown where the base number of responses is less than 10 during the period. % is calculated as Quantity/Base number*100

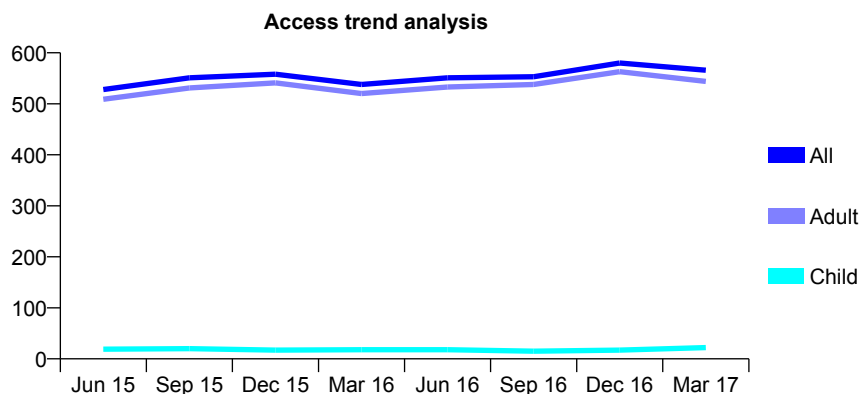
7A6 - Vital Signs At a Glance Contract Report for 180025/0002 - Year end March 2017

Name or company name	Dr James Thomas & Dr Iman Mehdi
Contract type name	GDS Contract
Purpose of contract	General
Contract start date	01/02/2009
Contract end date	

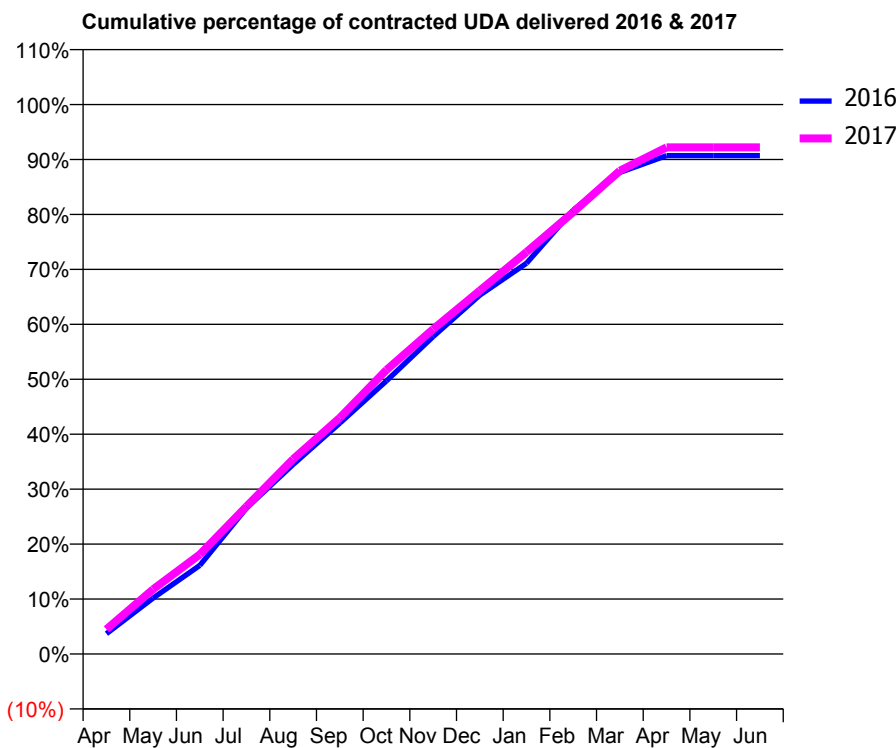
16/17 Contracted general activity (UDA)	907
Carry forward general activity (UDA)	0
16/17 Contracted orthodontic activity (UOA)	0
Carry forward orthodontic activity (UOA)	0
Baseline contract value	£31,814.21

ACCESS*

Patients seen in 24 months	Total	Change since previous quarter
Quarter ending March 2016	538	
Quarter ending June 2016	551	↑
Quarter ending September 2016	553	→
Quarter ending December 2016	580	↑
Quarter ending March 2017	566	↓
Variance since March 2016	5.2%	↑



ACTIVITY



Month	Adjusted Scheduled Activity (UDA)	
	2016	2017
April	34	41
May	92	107
June	146	164
July	241	244
August	313	322
September	381	390
October	451	469
November	524	536
December	592	600
January	645	663
February	733	729
March	795	798
April	823	836
May	823	836
June	823	836

QUALITY

	Quantity	Base Number	Contract	LHB	Wales
% of FP17s for the same patient ID Re-attending within 3 months - Children	1	22	4.5%	8.9%	11.3%
% of FP17s for the same patient ID Re-attending within 3 months - Adults	32	666	4.8%	15.8%	16.7%
% of FP17s for the same patient ID Re-attending between 3 & 9 months - Children	0	22	0.0%	57.0%	58.0%
% of FP17s for the same patient ID Re-attending between 3 & 9 months - Adults	15	666	2.3%	53.2%	53.7%
% of FP17s for Band 1 Urgent Courses	696	697	99.9%	9.4%	8.9%
% of FP17s Relating to Free Repair or Replacements	0	697	0.0%	0.8%	0.7%
% of FP17s Relating to Continuations	0	697	0.0%	0.9%	0.9%
% of Patients satisfied with the dentistry they have received	1	1	N/A	93.1%	93.9%
% of Patients satisfied with the time they had to wait for an appointment	1	1	N/A	85.8%	88.4%

* This is based on patients treated on this contract for their most recent course of treatment. Figures in italics indicate the base number of FP17s or Patient Questionnaire responses are less than 100. N/A is shown where the base number of responses is less than 10 during the period. % is calculated as Quantity/Base number*100

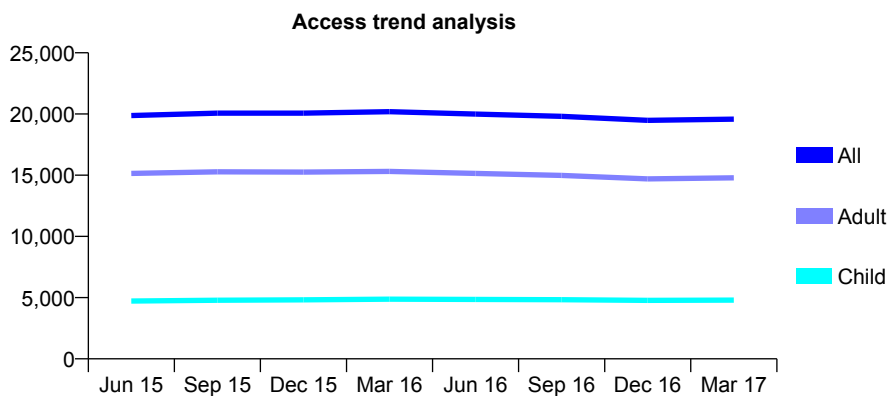
7A6 - Vital Signs At a Glance Contract Report for 181641/0001 - Year end March 2017

Name or company name	Noblecourt Ltd & Northberry Ltd
Contract type name	GDS Contract
Purpose of contract	General
Contract start date	13/09/2011
Contract end date	

16/17 Contracted general activity (UDA)	52,702
Carry forward general activity (UDA)	-149
16/17 Contracted orthodontic activity (UOA)	0
Carry forward orthodontic activity (UOA)	0
Baseline contract value	£1,661,927.74

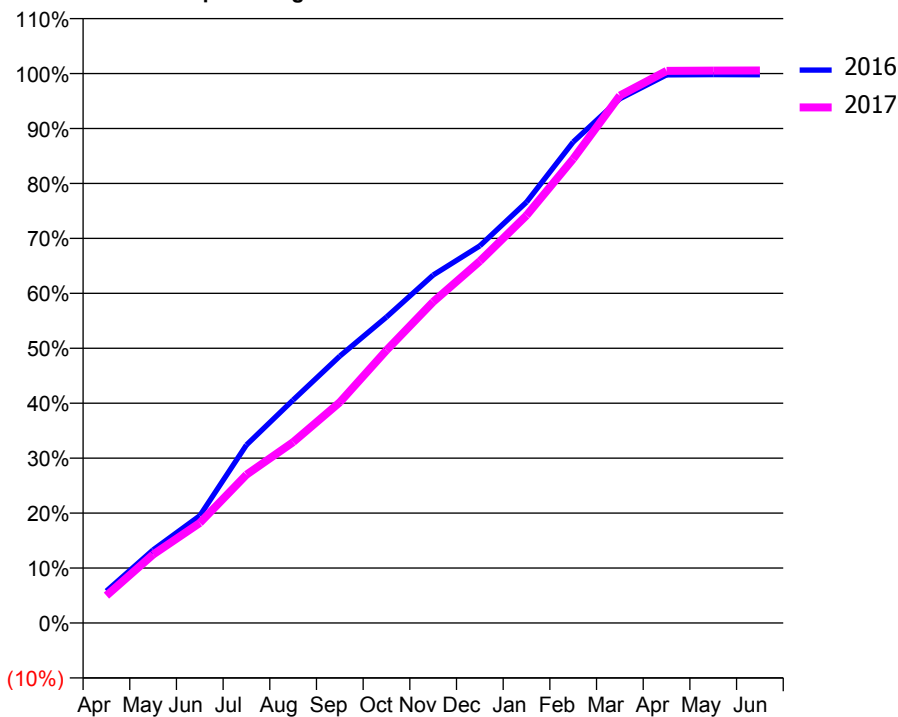
ACCESS*

Patients seen in 24 months	Total	Change since previous quarter
Quarter ending March 2016	20,187	
Quarter ending June 2016	19,999	→
Quarter ending September 2016	19,814	→
Quarter ending December 2016	19,479	↓
Quarter ending March 2017	19,581	→
Variance since March 2016	(3.0%)	↓



ACTIVITY

Cumulative percentage of contracted UDA delivered 2016 & 2017



Month	Adjusted Scheduled Activity (UDA)	
	2016	2017
April	3,066	2,624
May	7,020	6,565
June	10,287	9,599
July	17,081	14,228
August	21,385	17,345
September	25,602	21,172
October	29,343	26,163
November	33,370	30,801
December	36,178	34,699
January	40,365	39,087
February	46,133	44,514
March	50,274	50,591
April	52,568	52,960
May	52,594	52,975
June	52,587	52,993

QUALITY

	Quantity	Base Number	Contract	LHB	Wales
% of FP17s for the same patient ID Re-attending within 3 months - Children	459	6,785	6.8%	8.9%	11.3%
% of FP17s for the same patient ID Re-attending within 3 months - Adults	3,234	21,392	15.1%	15.8%	16.7%
% of FP17s for the same patient ID Re-attending between 3 & 9 months - Children	3,533	6,785	52.1%	57.0%	58.0%
% of FP17s for the same patient ID Re-attending between 3 & 9 months - Adults	10,794	21,392	50.5%	53.2%	53.7%
% of FP17s for Band 1 Urgent Courses	2,394	28,048	8.5%	9.4%	8.9%
% of FP17s Relating to Free Repair or Replacements	186	28,048	0.7%	0.8%	0.7%
% of FP17s Relating to Continuations	145	28,048	0.5%	0.9%	0.9%
% of Patients satisfied with the dentistry they have received	57	68	83.8%	93.1%	93.9%
% of Patients satisfied with the time they had to wait for an appointment	49	68	72.1%	85.8%	88.4%

* This is based on patients treated on this contract for their most recent course of treatment. Figures in italics indicate the base number of FP17s or Patient Questionnaire responses are less than 100. N/A is shown where the base number of responses is less than 10 during the period. % is calculated as Quantity/Base number*100

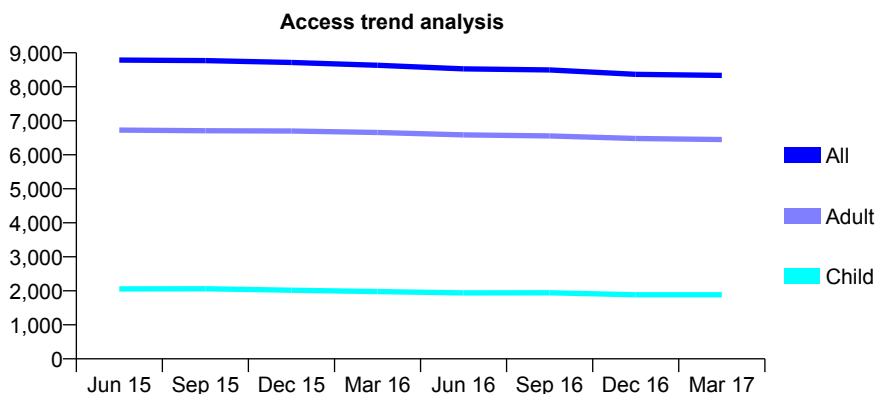
7A6 - Vital Signs At a Glance Contract Report for 183350/0001 - Year end March 2017

Name or company name	Crosskeys Dental Practice Limited
Contract type name	GDS Contract
Purpose of contract	General
Contract start date	01/06/2013
Contract end date	

16/17 Contracted general activity (UDA)	28,668
Carry forward general activity (UDA)	1,078
16/17 Contracted orthodontic activity (UOA)	0
Carry forward orthodontic activity (UOA)	0
Baseline contract value	£704,378.75

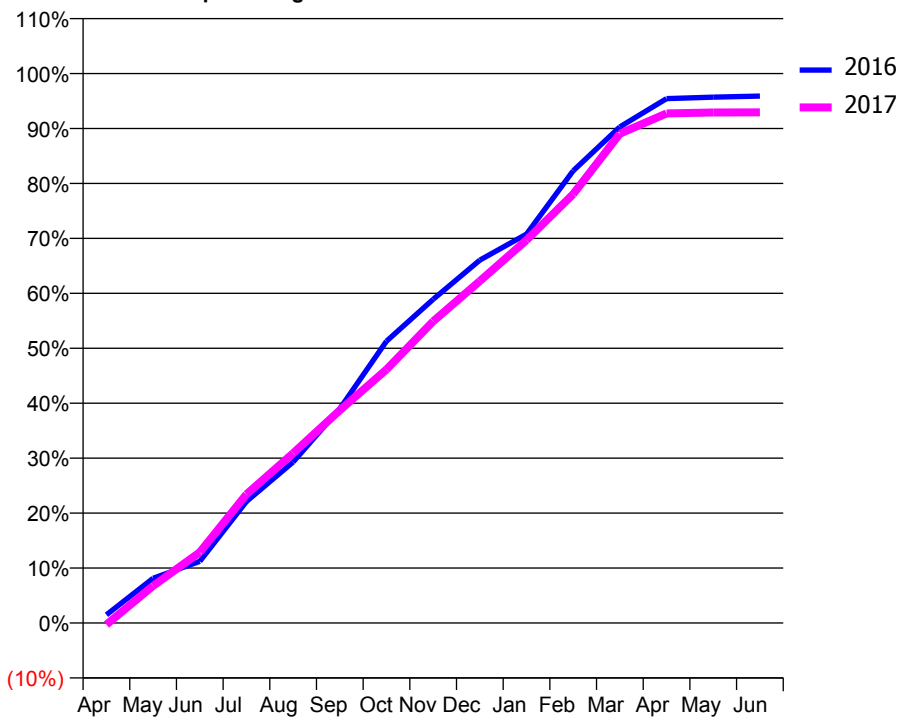
ACCESS*

Patients seen in 24 months	Total	Change since previous quarter
Quarter ending March 2016	8,634	
Quarter ending June 2016	8,528	↓
Quarter ending September 2016	8,496	→
Quarter ending December 2016	8,365	↓
Quarter ending March 2017	8,335	→
Variance since March 2016	(3.5%)	↓



ACTIVITY

Cumulative percentage of contracted UDA delivered 2016 & 2017



Adjusted Scheduled Activity (UDA)

Month	2016	2017
April	426	-88
May	2,335	1,941
June	3,221	3,694
July	6,339	6,716
August	8,403	8,856
September	11,186	11,098
October	14,706	13,229
November	16,891	15,736
December	18,933	17,843
January	20,290	19,974
February	23,597	22,377
March	25,884	25,532
April	27,357	26,585
May	27,434	26,634
June	27,489	26,640

QUALITY

	Quantity	Base Number	Contract	LHB	Wales
% of FP17s for the same patient ID Re-attending within 3 months - Children	256	3,305	7.7%	8.9%	11.3%
% of FP17s for the same patient ID Re-attending within 3 months - Adults	1,296	10,429	12.4%	15.8%	16.7%
% of FP17s for the same patient ID Re-attending between 3 & 9 months - Children	2,211	3,305	66.9%	57.0%	58.0%
% of FP17s for the same patient ID Re-attending between 3 & 9 months - Adults	6,645	10,429	63.7%	53.2%	53.7%
% of FP17s for Band 1 Urgent Courses	1,268	13,538	9.4%	9.4%	8.9%
% of FP17s Relating to Free Repair or Replacements	102	13,538	0.8%	0.8%	0.7%
% of FP17s Relating to Continuations	58	13,538	0.4%	0.9%	0.9%
% of Patients satisfied with the dentistry they have received	23	28	82.1%	93.1%	93.9%
% of Patients satisfied with the time they had to wait for an appointment	26	28	92.9%	85.8%	88.4%

* This is based on patients treated on this contract for their most recent course of treatment. Figures in italics indicate the base number of FP17s or Patient Questionnaire responses are less than 100. N/A is shown where the base number of responses is less than 10 during the period. % is calculated as Quantity/Base number*100

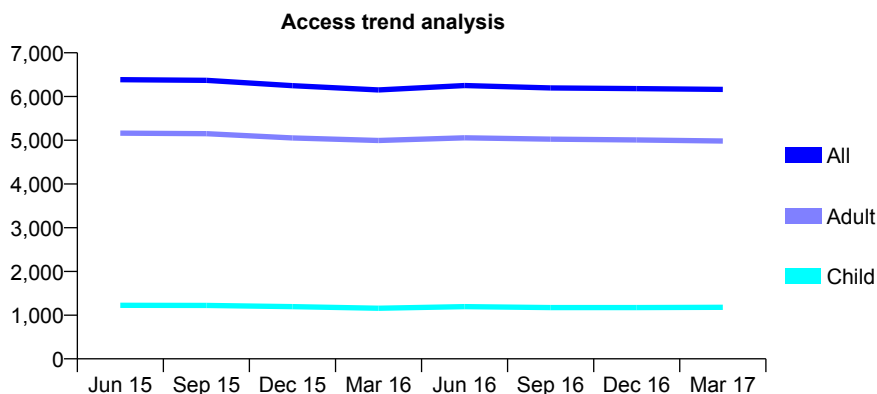
7A6 - Vital Signs At a Glance Contract Report for 187933/0001 - Year end March 2017

Name or company name	NDP Services Ltd
Contract type name	GDS Contract
Purpose of contract	General
Contract start date	01/10/2010
Contract end date	

16/17 Contracted general activity (UDA)	21,304
Carry forward general activity (UDA)	-1,065
16/17 Contracted orthodontic activity (UOA)	0
Carry forward orthodontic activity (UOA)	0
Baseline contract value	£554,685.63

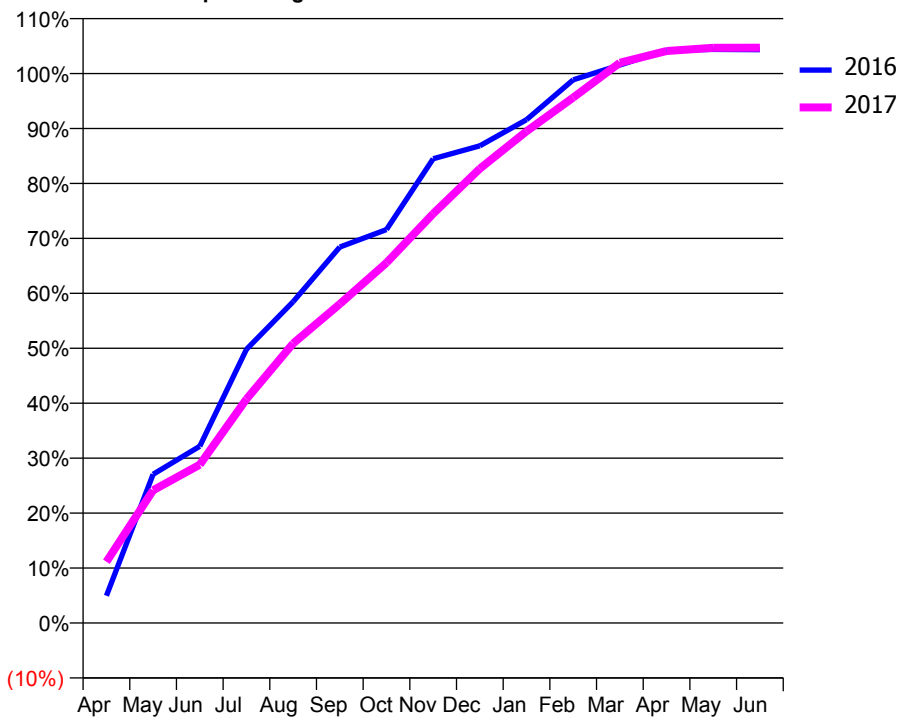
ACCESS*

Patients seen in 24 months	Total	Change since previous quarter
Quarter ending March 2016	6,152	
Quarter ending June 2016	6,252	→
Quarter ending September 2016	6,196	→
Quarter ending December 2016	6,182	→
Quarter ending March 2017	6,162	→
Variance since March 2016	0.2%	→



ACTIVITY

Cumulative percentage of contracted UDA delivered 2016 & 2017



Month	Adjusted Scheduled Activity (UDA)	
	2016	2017
April	1,056	2,375
May	5,768	5,145
June	6,851	6,141
July	10,612	8,680
August	12,459	10,837
September	14,574	12,367
October	15,256	13,964
November	18,000	15,871
December	18,502	17,617
January	19,511	19,065
February	21,057	20,370
March	21,631	21,721
April	22,206	22,177
May	22,237	22,300
June	22,228	22,305

QUALITY

	Quantity	Base Number	Contract	LHB	Wales
% of FP17s for the same patient ID Re-attending within 3 months - Children	173	1,831	9.4%	8.9%	11.3%
% of FP17s for the same patient ID Re-attending within 3 months - Adults	1,909	8,463	22.6%	15.8%	16.7%
% of FP17s for the same patient ID Re-attending between 3 & 9 months - Children	994	1,831	54.3%	57.0%	58.0%
% of FP17s for the same patient ID Re-attending between 3 & 9 months - Adults	4,329	8,463	51.2%	53.2%	53.7%
% of FP17s for Band 1 Urgent Courses	1,156	10,292	11.2%	9.4%	8.9%
% of FP17s Relating to Free Repair or Replacements	141	10,292	1.4%	0.8%	0.7%
% of FP17s Relating to Continuations	70	10,292	0.7%	0.9%	0.9%
% of Patients satisfied with the dentistry they have received	37	39	94.9%	93.1%	93.9%
% of Patients satisfied with the time they had to wait for an appointment	36	39	92.3%	85.8%	88.4%

* This is based on patients treated on this contract for their most recent course of treatment. Figures in italics indicate the base number of FP17s or Patient Questionnaire responses are less than 100. N/A is shown where the base number of responses is less than 10 during the period. % is calculated as Quantity/Base number*100

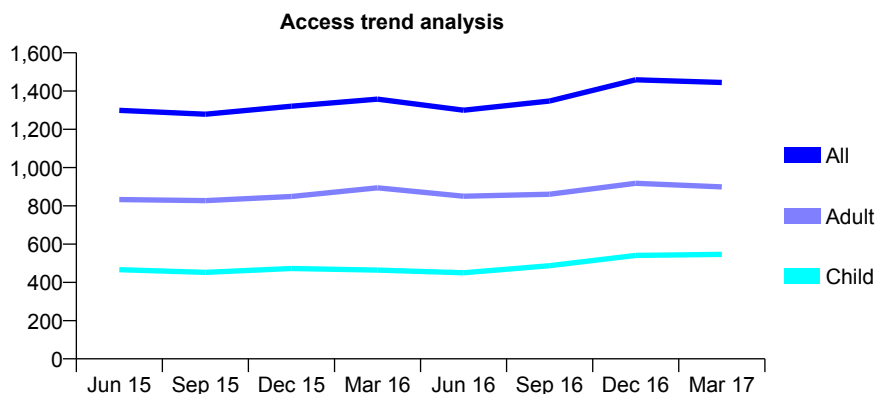
7A6 - Vital Signs At a Glance Contract Report for 188069/0001 - Year end March 2017

Name or company name	Rowancrown Ltd
Contract type name	GDS Contract
Purpose of contract	General
Contract start date	01/03/2012
Contract end date	

16/17 Contracted general activity (UDA)	4,467
Carry forward general activity (UDA)	-96
16/17 Contracted orthodontic activity (UOA)	0
Carry forward orthodontic activity (UOA)	0
Baseline contract value	£120,973.02

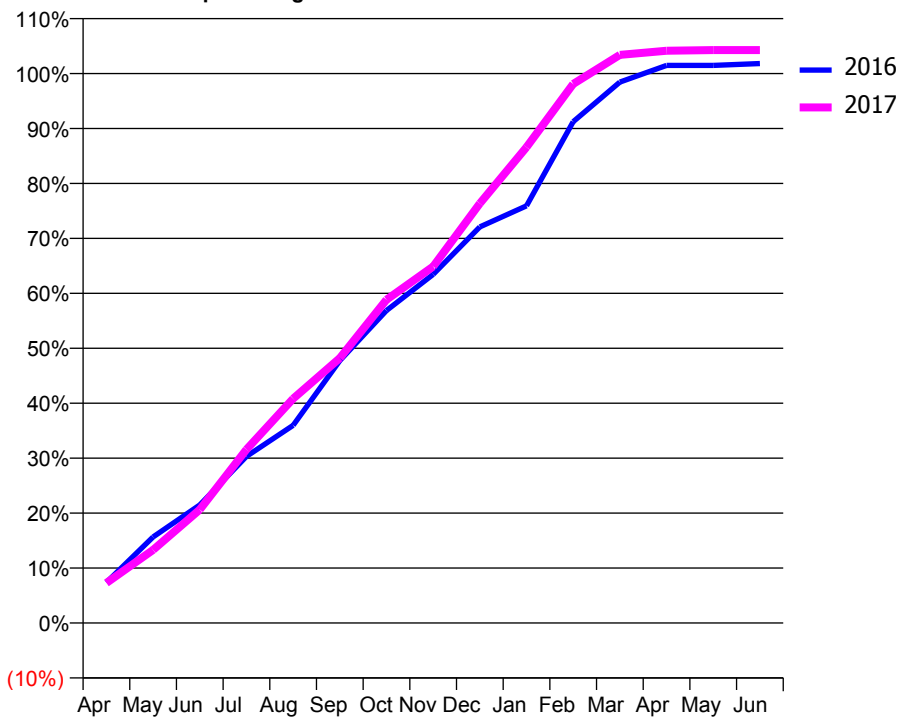
ACCESS*

Patients seen in 24 months	Total	Change since previous quarter
Quarter ending March 2016	1,358	
Quarter ending June 2016	1,300	↓
Quarter ending September 2016	1,348	↑
Quarter ending December 2016	1,459	↑
Quarter ending March 2017	1,445	→
Variance since March 2016	6.4%	↑



ACTIVITY

Cumulative percentage of contracted UDA delivered 2016 & 2017



Month	Adjusted Scheduled Activity (UDA)	
	2016	2017
April	330	326
May	699	595
June	960	922
July	1,355	1,411
August	1,607	1,824
September	2,133	2,154
October	2,540	2,628
November	2,834	2,898
December	3,220	3,411
January	3,391	3,868
February	4,075	4,382
March	4,397	4,618
April	4,533	4,652
May	4,533	4,657
June	4,548	4,657

QUALITY

	Quantity	Base Number	Contract	LHB	Wales
% of FP17s for the same patient ID Re-attending within 3 months - Children	43	899	4.8%	8.9%	11.3%
% of FP17s for the same patient ID Re-attending within 3 months - Adults	176	1,427	12.3%	15.8%	16.7%
% of FP17s for the same patient ID Re-attending between 3 & 9 months - Children	373	899	41.5%	57.0%	58.0%
% of FP17s for the same patient ID Re-attending between 3 & 9 months - Adults	487	1,427	34.1%	53.2%	53.7%
% of FP17s for Band 1 Urgent Courses	352	2,267	15.5%	9.4%	8.9%
% of FP17s Relating to Free Repair or Replacements	5	2,267	0.2%	0.8%	0.7%
% of FP17s Relating to Continuations	4	2,267	0.2%	0.9%	0.9%
% of Patients satisfied with the dentistry they have received	2	2	N/A	93.1%	93.9%
% of Patients satisfied with the time they had to wait for an appointment	1	2	N/A	85.8%	88.4%

* This is based on patients treated on this contract for their most recent course of treatment. Figures in italics indicate the base number of FP17s or Patient Questionnaire responses are less than 100. N/A is shown where the base number of responses is less than 10 during the period. % is calculated as Quantity/Base number*100

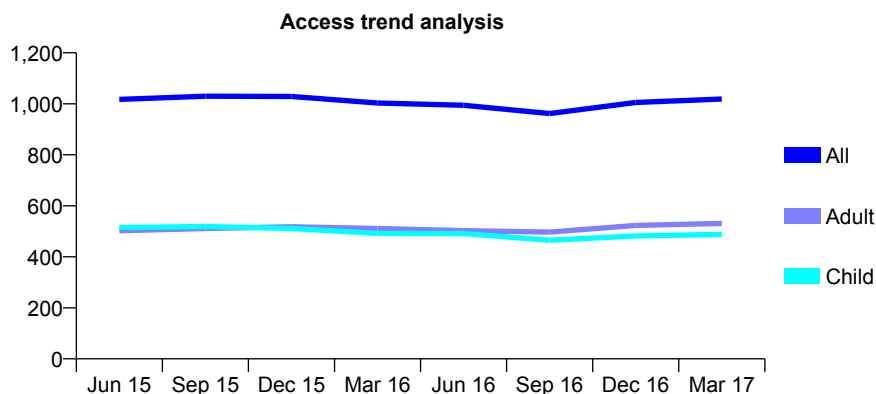
7A6 - Vital Signs At a Glance Contract Report for 190195/0009 - Year end March 2017

Name or company name	Xeon Smiles UK Ltd
Contract type name	GDS Contract
Purpose of contract	General
Contract start date	01/04/2012
Contract end date	

16/17 Contracted general activity (UDA)	2,325
Carry forward general activity (UDA)	-24
16/17 Contracted orthodontic activity (UOA)	0
Carry forward orthodontic activity (UOA)	0
Baseline contract value	£56,413.99

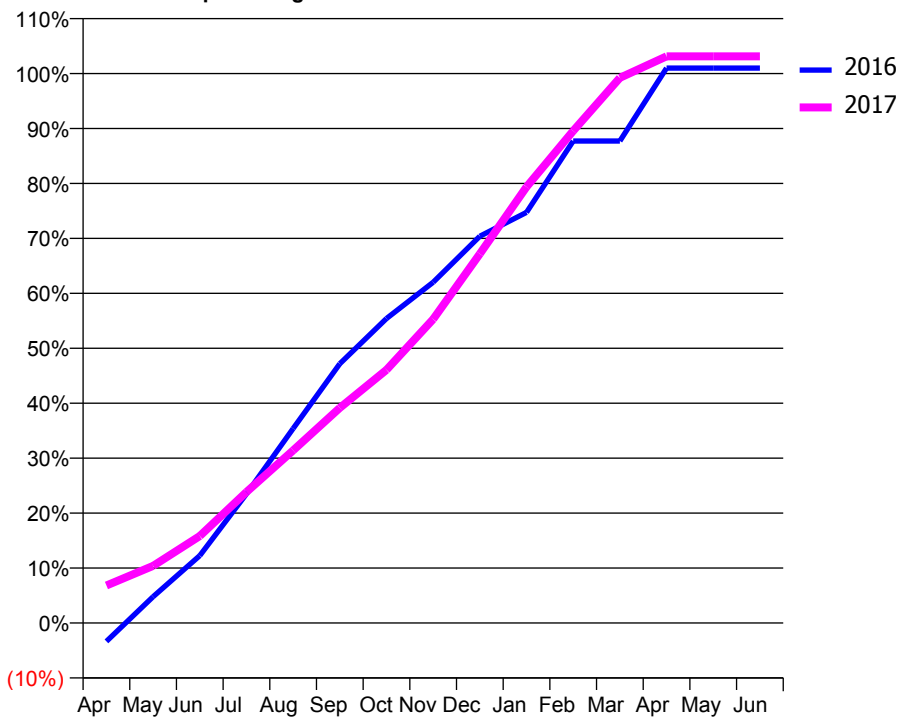
ACCESS*

Patients seen in 24 months	Total	Change since previous quarter
Quarter ending March 2016	1,003	
Quarter ending June 2016	994	→
Quarter ending September 2016	962	↓
Quarter ending December 2016	1,005	↑
Quarter ending March 2017	1,019	→
Variance since March 2016	1.6%	→



ACTIVITY

Cumulative percentage of contracted UDA delivered 2016 & 2017



Month	Adjusted Scheduled Activity (UDA)	
	2016	2017
April	-78	159
May	112	242
June	285	368
July	547	554
August	823	730
September	1,097	910
October	1,288	1,071
November	1,442	1,286
December	1,636	1,562
January	1,737	1,845
February	2,040	2,082
March	2,040	2,307
April	2,348	2,397
May	2,348	2,397
June	2,348	2,397

QUALITY

	Quantity	Base Number	Contract	LHB	Wales
% of FP17s for the same patient ID Re-attending within 3 months - Children	94	852	11.0%	8.9%	11.3%
% of FP17s for the same patient ID Re-attending within 3 months - Adults	96	813	11.8%	15.8%	16.7%
% of FP17s for the same patient ID Re-attending between 3 & 9 months - Children	521	852	61.2%	57.0%	58.0%
% of FP17s for the same patient ID Re-attending between 3 & 9 months - Adults	489	813	60.1%	53.2%	53.7%
% of FP17s for Band 1 Urgent Courses	97	1,520	6.4%	9.4%	8.9%
% of FP17s Relating to Free Repair or Replacements	6	1,520	0.4%	0.8%	0.7%
% of FP17s Relating to Continuations	0	1,520	0.0%	0.9%	0.9%
% of Patients satisfied with the dentistry they have received	5	5	N/A	93.1%	93.9%
% of Patients satisfied with the time they had to wait for an appointment	5	5	N/A	85.8%	88.4%

* This is based on patients treated on this contract for their most recent course of treatment. Figures in italics indicate the base number of FP17s or Patient Questionnaire responses are less than 100. N/A is shown where the base number of responses is less than 10 during the period. % is calculated as Quantity/Base number*100

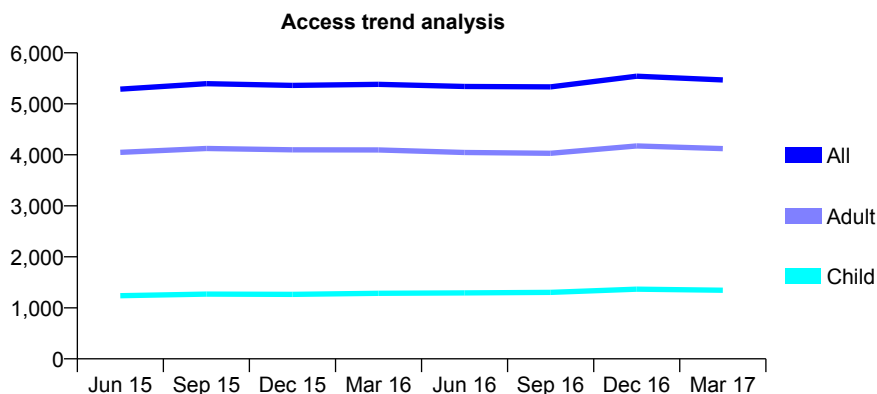
7A6 - Vital Signs At a Glance Contract Report for 190195/0012 - Year end March 2017

Name or company name	Xeon Smiles UK Ltd
Contract type name	GDS Contract
Purpose of contract	General
Contract start date	01/04/2012
Contract end date	

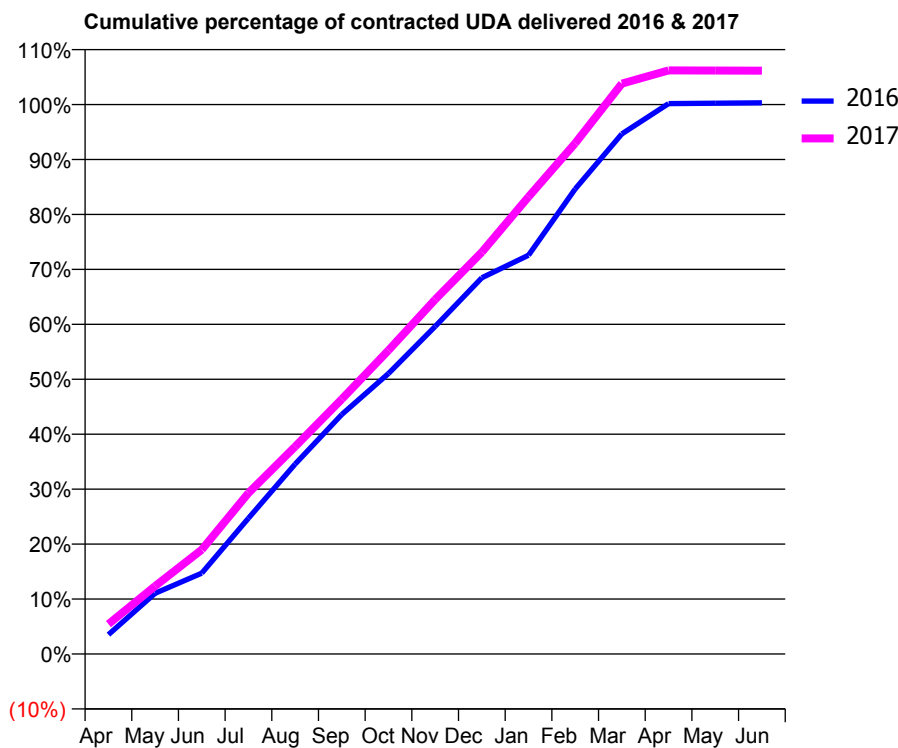
16/17 Contracted general activity (UDA)	18,856
Carry forward general activity (UDA)	-179
16/17 Contracted orthodontic activity (UOA)	0
Carry forward orthodontic activity (UOA)	0
Baseline contract value	£450,778.16

ACCESS*

Patients seen in 24 months	Total	Change since previous quarter
Quarter ending March 2016	5,382	
Quarter ending June 2016	5,339	→
Quarter ending September 2016	5,333	→
Quarter ending December 2016	5,541	↑
Quarter ending March 2017	5,467	↓
Variance since March 2016	1.6%	→



ACTIVITY



Month	Adjusted Scheduled Activity (UDA)	
	2016	2017
April	666	1,029
May	2,084	2,333
June	2,773	3,583
July	4,659	5,527
August	6,518	7,118
September	8,220	8,745
October	9,625	10,423
November	11,240	12,166
December	12,912	13,790
January	13,683	15,687
February	15,958	17,525
March	17,849	19,571
April	18,887	20,028
May	18,902	20,023
June	18,912	20,017

QUALITY

	Quantity	Base Number	Contract	LHB	Wales
% of FP17s for the same patient ID Re-attending within 3 months - Children	245	2,101	11.7%	8.9%	11.3%
% of FP17s for the same patient ID Re-attending within 3 months - Adults	894	6,188	14.4%	15.8%	16.7%
% of FP17s for the same patient ID Re-attending between 3 & 9 months - Children	1,255	2,101	59.7%	57.0%	58.0%
% of FP17s for the same patient ID Re-attending between 3 & 9 months - Adults	3,735	6,188	60.4%	53.2%	53.7%
% of FP17s for Band 1 Urgent Courses	510	8,046	6.3%	9.4%	8.9%
% of FP17s Relating to Free Repair or Replacements	120	8,046	1.5%	0.8%	0.7%
% of FP17s Relating to Continuations	31	8,046	0.4%	0.9%	0.9%
% of Patients satisfied with the dentistry they have received	16	19	84.2%	93.1%	93.9%
% of Patients satisfied with the time they had to wait for an appointment	17	19	89.5%	85.8%	88.4%

* This is based on patients treated on this contract for their most recent course of treatment. Figures in italics indicate the base number of FP17s or Patient Questionnaire responses are less than 100. N/A is shown where the base number of responses is less than 10 during the period. % is calculated as Quantity/Base number*100

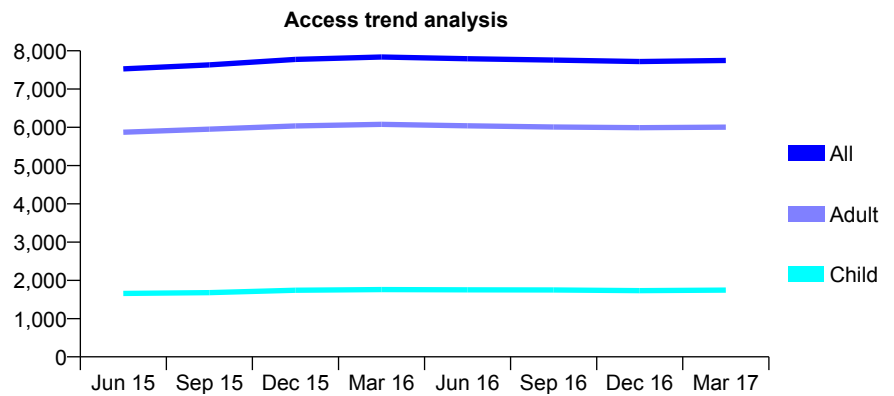
7A6 - Vital Signs At a Glance Contract Report for 190195/0014 - Year end March 2017

Name or company name	Xeon Smiles UK Ltd
Contract type name	GDS Contract
Purpose of contract	General
Contract start date	01/04/2012
Contract end date	

16/17 Contracted general activity (UDA)	24,172
Carry forward general activity (UDA)	-984
16/17 Contracted orthodontic activity (UOA)	0
Carry forward orthodontic activity (UOA)	0
Baseline contract value	£637,336.57

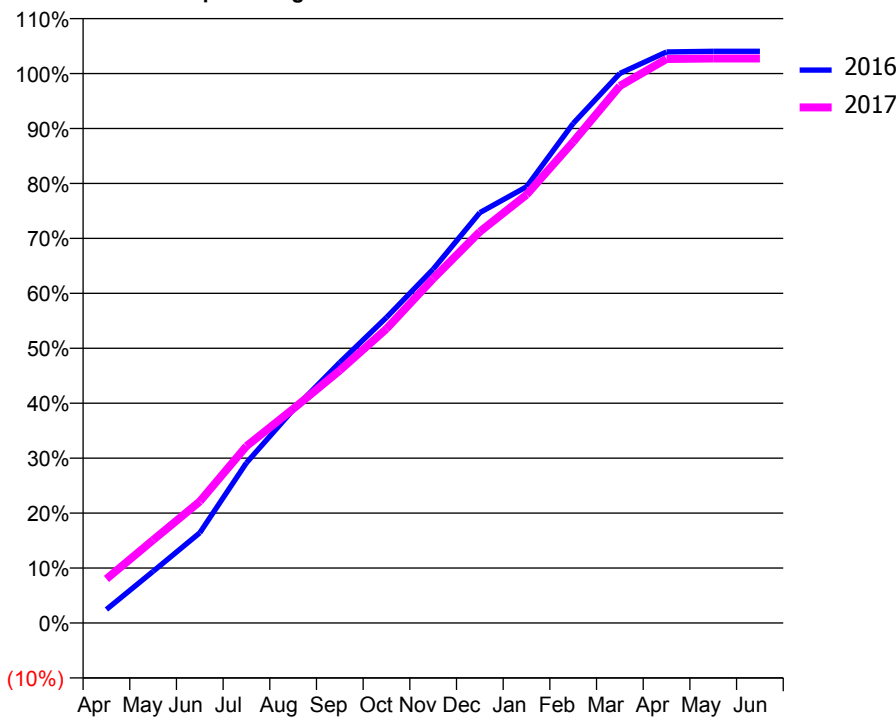
ACCESS*

Patients seen in 24 months	Total	Change since previous quarter
Quarter ending March 2016	7,839	
Quarter ending June 2016	7,792	→
Quarter ending September 2016	7,756	→
Quarter ending December 2016	7,719	→
Quarter ending March 2017	7,747	→
Variance since March 2016	(1.2%)	↓



ACTIVITY

Cumulative percentage of contracted UDA delivered 2016 & 2017



Month	Adjusted Scheduled Activity (UDA)	
	2016	2017
April	596	1,937
May	2,274	3,650
June	3,970	5,348
July	7,047	7,783
August	9,377	9,417
September	11,466	11,113
October	13,440	12,945
November	15,565	15,150
December	18,053	17,213
January	19,190	18,840
February	21,975	21,167
March	24,175	23,622
April	25,120	24,807
May	25,147	24,833
June	25,147	24,834

QUALITY

	Quantity	Base Number	Contract	LHB	Wales
% of FP17s for the same patient ID Re-attending within 3 months - Children	126	2,384	5.3%	8.9%	11.3%
% of FP17s for the same patient ID Re-attending within 3 months - Adults	956	7,998	12.0%	15.8%	16.7%
% of FP17s for the same patient ID Re-attending between 3 & 9 months - Children	1,498	2,384	62.8%	57.0%	58.0%
% of FP17s for the same patient ID Re-attending between 3 & 9 months - Adults	4,849	7,998	60.6%	53.2%	53.7%
% of FP17s for Band 1 Urgent Courses	513	10,464	4.9%	9.4%	8.9%
% of FP17s Relating to Free Repair or Replacements	105	10,464	1.0%	0.8%	0.7%
% of FP17s Relating to Continuations	28	10,464	0.3%	0.9%	0.9%
% of Patients satisfied with the dentistry they have received	23	25	92.0%	93.1%	93.9%
% of Patients satisfied with the time they had to wait for an appointment	21	25	84.0%	85.8%	88.4%

* This is based on patients treated on this contract for their most recent course of treatment. Figures in italics indicate the base number of FP17s or Patient Questionnaire responses are less than 100. N/A is shown where the base number of responses is less than 10 during the period. % is calculated as Quantity/Base number*100

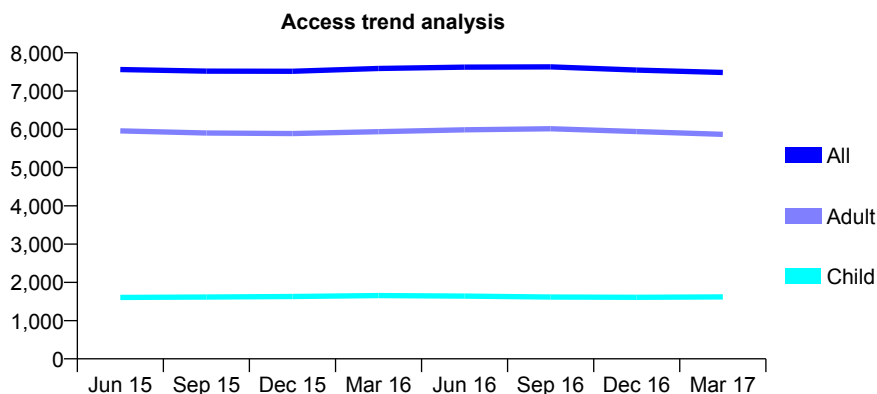
7A6 - Vital Signs At a Glance Contract Report for 190195/0015 - Year end March 2017

Name or company name	Xeon Smiles UK Ltd
Contract type name	GDS Contract
Purpose of contract	General
Contract start date	01/04/2012
Contract end date	

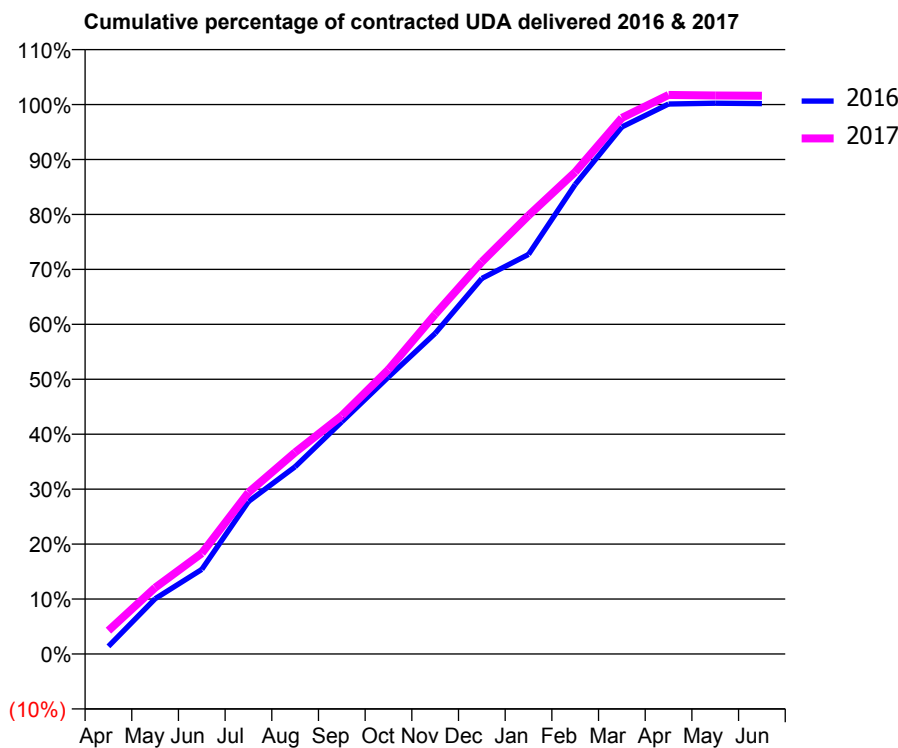
16/17 Contracted general activity (UDA)	24,572
Carry forward general activity (UDA)	-48
16/17 Contracted orthodontic activity (UOA)	0
Carry forward orthodontic activity (UOA)	0
Baseline contract value	£659,297.32

ACCESS*

Patients seen in 24 months	Total	Change since previous quarter
Quarter ending March 2016	7,592	
Quarter ending June 2016	7,626	→
Quarter ending September 2016	7,633	→
Quarter ending December 2016	7,548	↓
Quarter ending March 2017	7,487	→
Variance since March 2016	(1.4%)	↓



ACTIVITY



Month	Adjusted Scheduled Activity (UDA)	
	2016	2017
April	344	1,049
May	2,472	2,969
June	3,782	4,507
July	6,816	7,222
August	8,373	9,020
September	10,382	10,657
October	12,388	12,719
November	14,339	15,191
December	16,792	17,531
January	17,870	19,611
February	20,998	21,554
March	23,567	23,976
April	24,592	24,998
May	24,627	24,975
June	24,614	24,965

QUALITY

	Quantity	Base Number	Contract	LHB	Wales
% of FP17s for the same patient ID Re-attending within 3 months - Children	179	2,425	7.4%	8.9%	11.3%
% of FP17s for the same patient ID Re-attending within 3 months - Adults	1,290	8,296	15.5%	15.8%	16.7%
% of FP17s for the same patient ID Re-attending between 3 & 9 months - Children	1,494	2,425	61.6%	57.0%	58.0%
% of FP17s for the same patient ID Re-attending between 3 & 9 months - Adults	4,606	8,296	55.5%	53.2%	53.7%
% of FP17s for Band 1 Urgent Courses	950	10,704	8.9%	9.4%	8.9%
% of FP17s Relating to Free Repair or Replacements	161	10,704	1.5%	0.8%	0.7%
% of FP17s Relating to Continuations	40	10,704	0.4%	0.9%	0.9%
% of Patients satisfied with the dentistry they have received	30	31	96.8%	93.1%	93.9%
% of Patients satisfied with the time they had to wait for an appointment	29	31	93.5%	85.8%	88.4%

* This is based on patients treated on this contract for their most recent course of treatment. Figures in italics indicate the base number of FP17s or Patient Questionnaire responses are less than 100. N/A is shown where the base number of responses is less than 10 during the period. % is calculated as Quantity/Base number*100

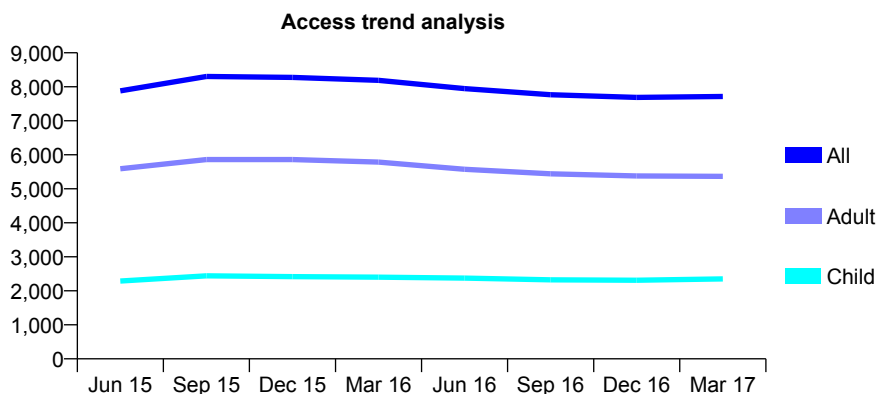
7A6 - Vital Signs At a Glance Contract Report for 190195/0020 - Year end March 2017

Name or company name	Xeon Smiles UK Ltd
Contract type name	GDS Contract
Purpose of contract	General
Contract start date	18/07/2012
Contract end date	31/03/2018

16/17 Contracted general activity (UDA)	20,705
Carry forward general activity (UDA)	-892
16/17 Contracted orthodontic activity (UOA)	0
Carry forward orthodontic activity (UOA)	0
Baseline contract value	£533,291.57

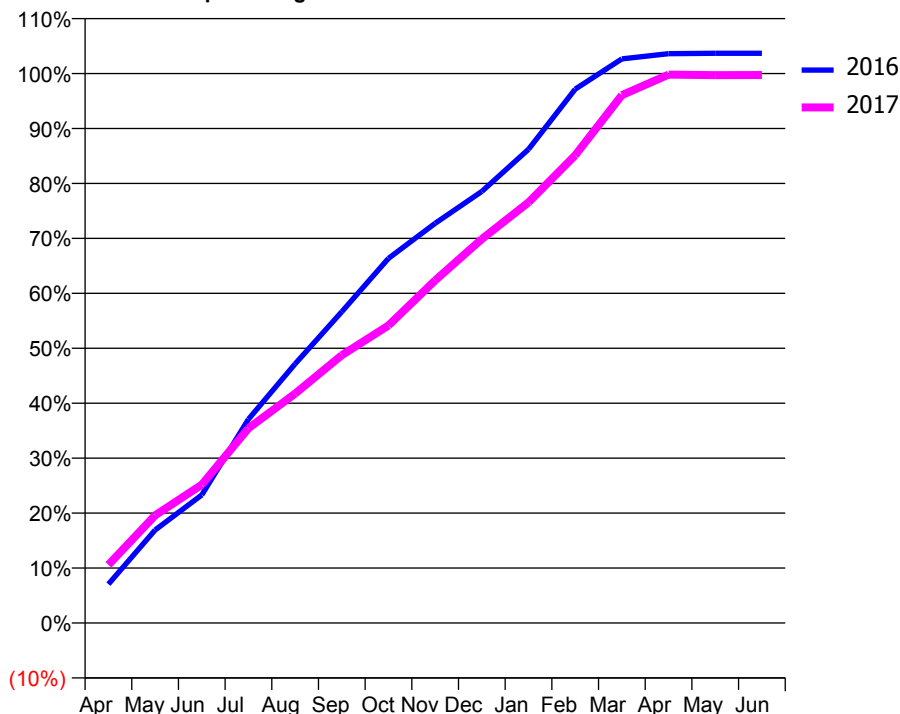
ACCESS*

Patients seen in 24 months	Total	Change since previous quarter
Quarter ending March 2016	8,190	
Quarter ending June 2016	7,949	↓
Quarter ending September 2016	7,765	↓
Quarter ending December 2016	7,690	→
Quarter ending March 2017	7,717	→
Variance since March 2016	(5.8%)	↓



ACTIVITY

Cumulative percentage of contracted UDA delivered 2016 & 2017



Month	Adjusted Scheduled Activity (UDA)	
	2016	2017
April	1,467	2,194
May	3,505	4,056
June	4,826	5,213
July	7,679	7,338
August	9,765	8,647
September	11,727	10,092
October	13,737	11,210
November	15,059	12,910
December	16,262	14,468
January	17,848	15,848
February	20,116	17,624
March	21,257	19,887
April	21,451	20,661
May	21,466	20,643
June	21,467	20,648

QUALITY

	Quantity	Base Number	Contract	LHB	Wales
% of FP17s for the same patient ID Re-attending within 3 months - Children	151	3,191	4.7%	8.9%	11.3%
% of FP17s for the same patient ID Re-attending within 3 months - Adults	714	6,835	10.4%	15.8%	16.7%
% of FP17s for the same patient ID Re-attending between 3 & 9 months - Children	1,773	3,191	55.6%	57.0%	58.0%
% of FP17s for the same patient ID Re-attending between 3 & 9 months - Adults	3,764	6,835	55.1%	53.2%	53.7%
% of FP17s for Band 1 Urgent Courses	616	10,289	6.0%	9.4%	8.9%
% of FP17s Relating to Free Repair or Replacements	26	10,289	0.3%	0.8%	0.7%
% of FP17s Relating to Continuations	6	10,289	0.1%	0.9%	0.9%
% of Patients satisfied with the dentistry they have received	38	40	95.0%	93.1%	93.9%
% of Patients satisfied with the time they had to wait for an appointment	32	40	80.0%	85.8%	88.4%

* This is based on patients treated on this contract for their most recent course of treatment. Figures in italics indicate the base number of FP17s or Patient Questionnaire responses are less than 100. N/A is shown where the base number of responses is less than 10 during the period. % is calculated as Quantity/Base number*100

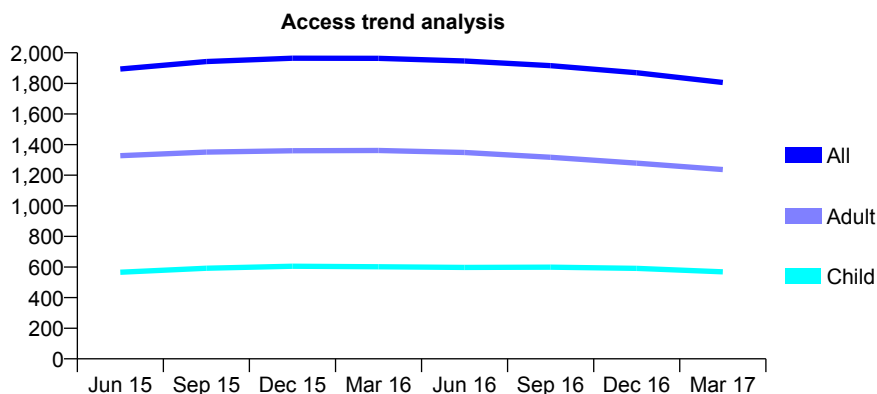
7A6 - Vital Signs At a Glance Contract Report for 190535/0001 - Year end March 2017

Name or company name	Cwmbran Dental Spa
Contract type name	GDS Contract
Purpose of contract	General
Contract start date	01/04/2012
Contract end date	

16/17 Contracted general activity (UDA)	5,832
Carry forward general activity (UDA)	131
16/17 Contracted orthodontic activity (UOA)	0
Carry forward orthodontic activity (UOA)	0
Baseline contract value	£143,118.59

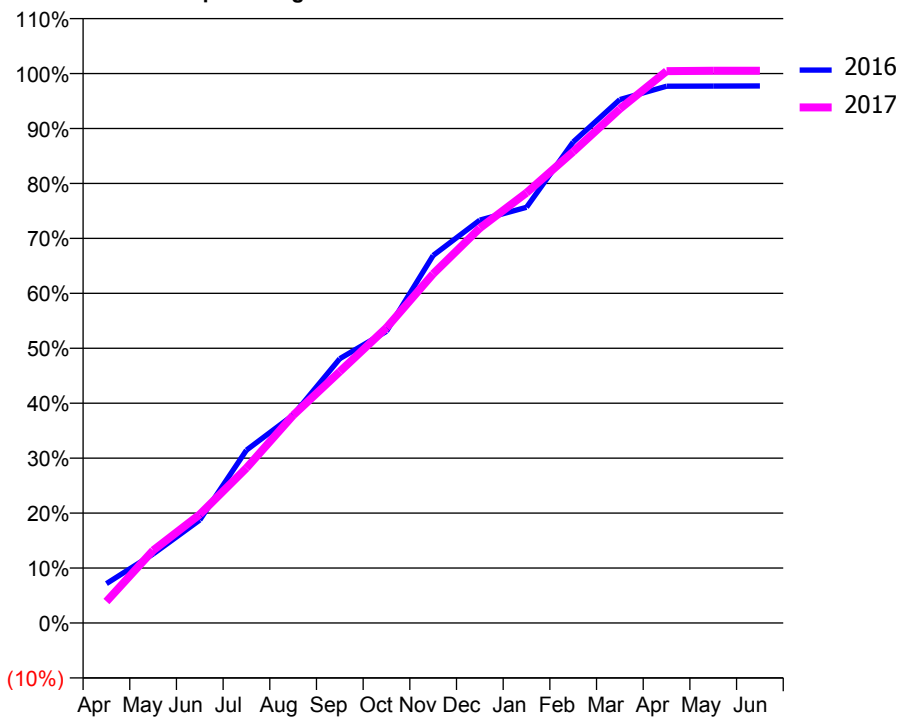
ACCESS*

Patients seen in 24 months	Total	Change since previous quarter
Quarter ending March 2016	1,964	
Quarter ending June 2016	1,946	→
Quarter ending September 2016	1,916	↓
Quarter ending December 2016	1,870	↓
Quarter ending March 2017	1,806	↓
Variance since March 2016	(8.0%)	↓



ACTIVITY

Cumulative percentage of contracted UDA delivered 2016 & 2017



Month	Adjusted Scheduled Activity (UDA)	
	2016	2017
April	418	229
May	732	770
June	1,093	1,152
July	1,834	1,645
August	2,207	2,205
September	2,805	2,668
October	3,096	3,134
November	3,902	3,705
December	4,277	4,191
January	4,412	4,567
February	5,105	5,002
March	5,556	5,457
April	5,697	5,857
May	5,699	5,861
June	5,700	5,861

QUALITY

	Quantity	Base Number	Contract	LHB	Wales
% of FP17s for the same patient ID Re-attending within 3 months - Children	60	895	6.7%	8.9%	11.3%
% of FP17s for the same patient ID Re-attending within 3 months - Adults	305	1,983	15.4%	15.8%	16.7%
% of FP17s for the same patient ID Re-attending between 3 & 9 months - Children	548	895	61.2%	57.0%	58.0%
% of FP17s for the same patient ID Re-attending between 3 & 9 months - Adults	1,170	1,983	59.0%	53.2%	53.7%
% of FP17s for Band 1 Urgent Courses	221	2,914	7.6%	9.4%	8.9%
% of FP17s Relating to Free Repair or Replacements	36	2,914	1.2%	0.8%	0.7%
% of FP17s Relating to Continuations	15	2,914	0.5%	0.9%	0.9%
% of Patients satisfied with the dentistry they have received	4	5	N/A	93.1%	93.9%
% of Patients satisfied with the time they had to wait for an appointment	5	5	N/A	85.8%	88.4%

* This is based on patients treated on this contract for their most recent course of treatment. Figures in italics indicate the base number of FP17s or Patient Questionnaire responses are less than 100. N/A is shown where the base number of responses is less than 10 during the period. % is calculated as Quantity/Base number*100

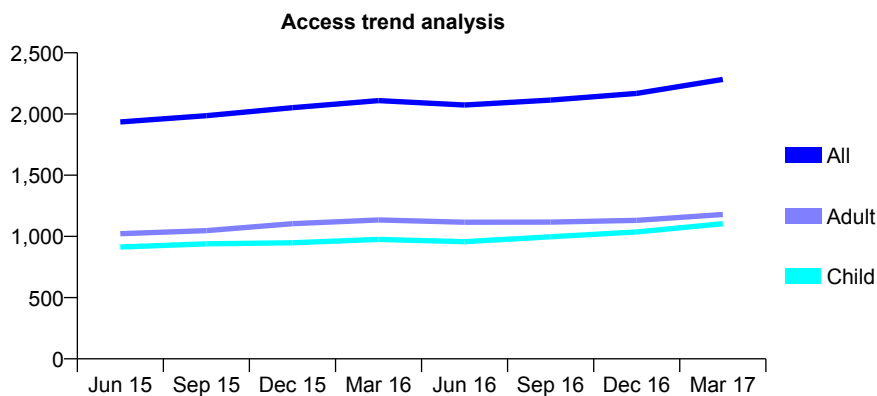
7A6 - Vital Signs At a Glance Contract Report for 194034/0001 - Year end March 2017

Name or company name	Melin Ltd
Contract type name	GDS Contract
Purpose of contract	General and Orthodontic
Contract start date	01/03/2011
Contract end date	

16/17 Contracted general activity (UDA)	8,071
Carry forward general activity (UDA)	143
16/17 Contracted orthodontic activity (UOA)	1,833
Carry forward orthodontic activity (UOA)	-79
Baseline contract value	£278,437.59

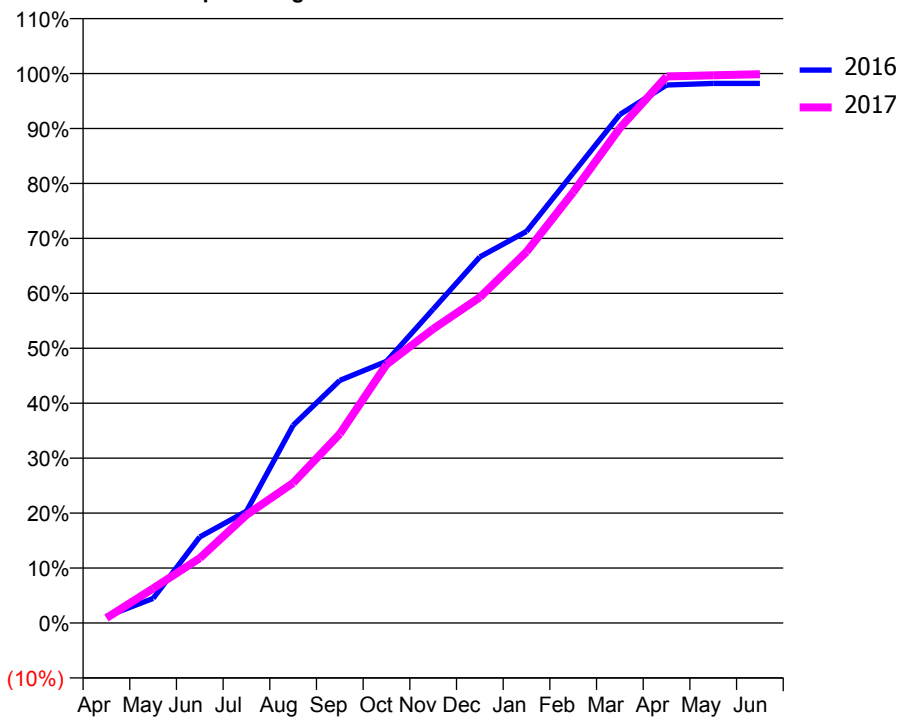
ACCESS*

Patients seen in 24 months	Total	Change since previous quarter
Quarter ending March 2016	2,110	
Quarter ending June 2016	2,073	↓
Quarter ending September 2016	2,114	→
Quarter ending December 2016	2,168	↑
Quarter ending March 2017	2,283	↑
Variance since March 2016	8.2%	↑



ACTIVITY

Cumulative percentage of contracted UDA delivered 2016 & 2017



Adjusted Scheduled Activity (UDA)

Month	2016	2017
April	96	74
May	361	508
June	1,264	954
July	1,643	1,588
August	2,903	2,058
September	3,564	2,778
October	3,843	3,797
November	4,609	4,321
December	5,377	4,784
January	5,751	5,451
February	6,610	6,327
March	7,469	7,270
April	7,902	8,028
May	7,925	8,045
June	7,925	8,060

QUALITY

	Quantity	Base Number	Contract	LHB	Wales
% of FP17s for the same patient ID Re-attending within 3 months - Children	330	2,340	14.1%	8.9%	11.3%
% of FP17s for the same patient ID Re-attending within 3 months - Adults	416	2,111	19.7%	15.8%	16.7%
% of FP17s for the same patient ID Re-attending between 3 & 9 months - Children	1,421	2,340	60.7%	57.0%	58.0%
% of FP17s for the same patient ID Re-attending between 3 & 9 months - Adults	1,304	2,111	61.8%	53.2%	53.7%
% of FP17s for Band 1 Urgent Courses	226	4,291	5.3%	9.4%	8.9%
% of FP17s Relating to Free Repair or Replacements	10	4,291	0.2%	0.8%	0.7%
% of FP17s Relating to Continuations	8	4,291	0.2%	0.9%	0.9%
% of Patients satisfied with the dentistry they have received	7	8	N/A	93.1%	93.9%
% of Patients satisfied with the time they had to wait for an appointment	7	8	N/A	85.8%	88.4%

* This is based on patients treated on this contract for their most recent course of treatment. Figures in italics indicate the base number of FP17s or Patient Questionnaire responses are less than 100. N/A is shown where the base number of responses is less than 10 during the period. % is calculated as Quantity/Base number*100

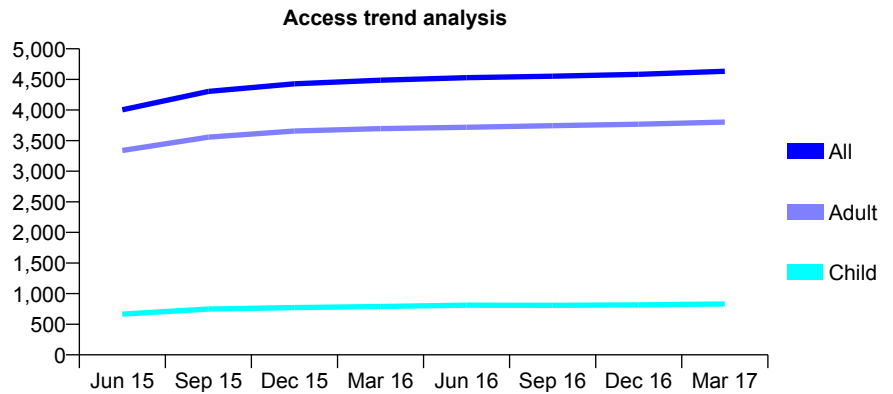
7A6 - Vital Signs At a Glance Contract Report for 197599/0001 - Year end March 2017

Name or company name	Ali Jahanfar & Regina Appah
Contract type name	GDS Contract
Purpose of contract	General
Contract start date	01/12/2009
Contract end date	

16/17 Contracted general activity (UDA)	13,299
Carry forward general activity (UDA)	-161
16/17 Contracted orthodontic activity (UOA)	0
Carry forward orthodontic activity (UOA)	0
Baseline contract value	£302,279.16

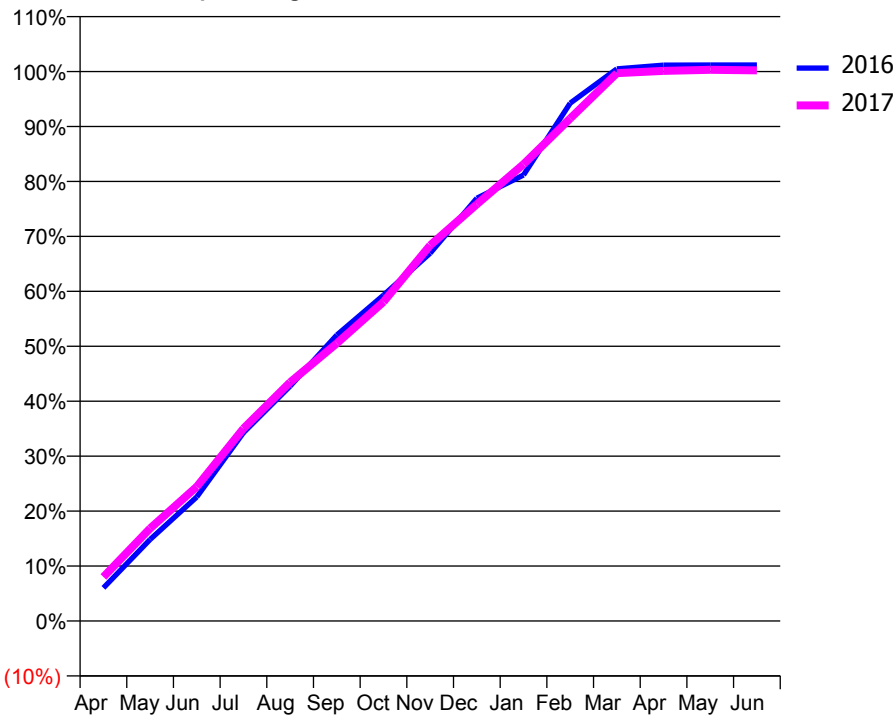
ACCESS*

Patients seen in 24 months	Total	Change since previous quarter
Quarter ending March 2016	4,486	
Quarter ending June 2016	4,529	→
Quarter ending September 2016	4,553	→
Quarter ending December 2016	4,583	→
Quarter ending March 2017	4,633	→
Variance since March 2016	3.3%	↑



ACTIVITY

Cumulative percentage of contracted UDA delivered 2016 & 2017



Month	Adjusted Scheduled Activity (UDA)	
	2016	2017
April	803	1,067
May	1,973	2,242
June	3,003	3,253
July	4,558	4,657
August	5,684	5,778
September	6,921	6,722
October	7,884	7,724
November	8,901	9,092
December	10,232	10,087
January	10,795	11,056
February	12,533	12,162
March	13,362	13,258
April	13,454	13,315
May	13,457	13,339
June	13,457	13,327

QUALITY

	Quantity	Base Number	Contract	LHB	Wales
% of FP17s for the same patient ID Re-attending within 3 months - Children	85	1,091	7.8%	8.9%	11.3%
% of FP17s for the same patient ID Re-attending within 3 months - Adults	654	5,308	12.3%	15.8%	16.7%
% of FP17s for the same patient ID Re-attending between 3 & 9 months - Children	536	1,091	49.1%	57.0%	58.0%
% of FP17s for the same patient ID Re-attending between 3 & 9 months - Adults	2,849	5,308	53.7%	53.2%	53.7%
% of FP17s for Band 1 Urgent Courses	557	6,396	8.7%	9.4%	8.9%
% of FP17s Relating to Free Repair or Replacements	103	6,396	1.6%	0.8%	0.7%
% of FP17s Relating to Continuations	54	6,396	0.8%	0.9%	0.9%
% of Patients satisfied with the dentistry they have received	17	18	94.4%	93.1%	93.9%
% of Patients satisfied with the time they had to wait for an appointment	18	18	100.0%	85.8%	88.4%

* This is based on patients treated on this contract for their most recent course of treatment. Figures in italics indicate the base number of FP17s or Patient Questionnaire responses are less than 100. N/A is shown where the base number of responses is less than 10 during the period. % is calculated as Quantity/Base number*100

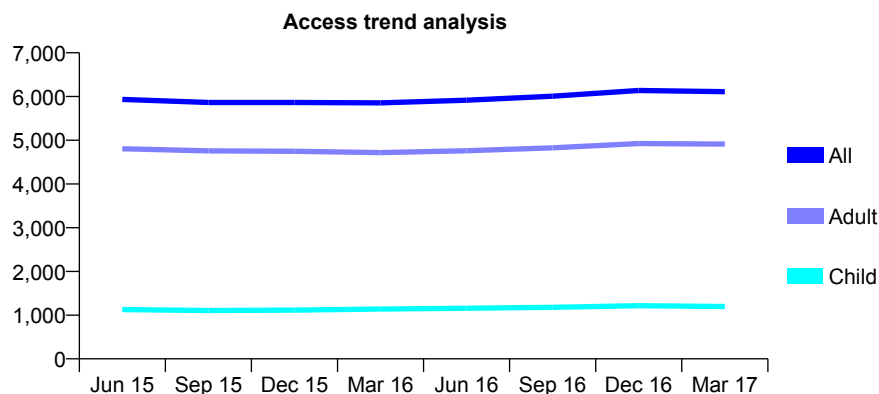
7A6 - Vital Signs At a Glance Contract Report for 199273/0001 - Year end March 2017

Name or company name	Risca Dental Practice Limited
Contract type name	GDS Contract
Purpose of contract	General
Contract start date	01/09/2012
Contract end date	

16/17 Contracted general activity (UDA)	18,412
Carry forward general activity (UDA)	-561
16/17 Contracted orthodontic activity (UOA)	0
Carry forward orthodontic activity (UOA)	0
Baseline contract value	£462,947.26

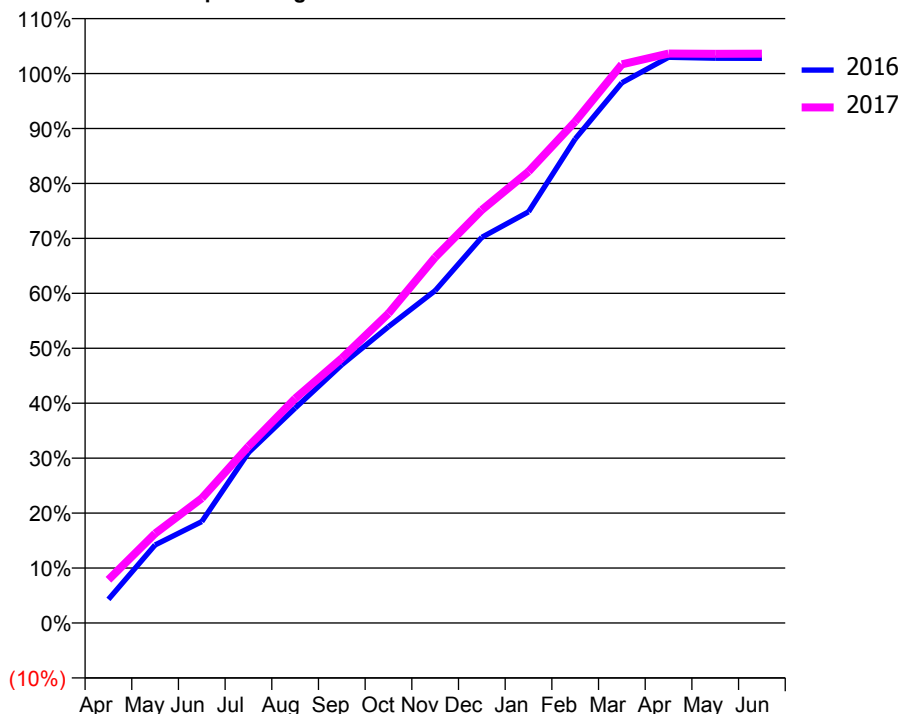
ACCESS*

Patients seen in 24 months	Total	Change since previous quarter
Quarter ending March 2016	5,856	
Quarter ending June 2016	5,916	→
Quarter ending September 2016	6,007	→
Quarter ending December 2016	6,138	↑
Quarter ending March 2017	6,110	→
Variance since March 2016	4.3%	↑



ACTIVITY

Cumulative percentage of contracted UDA delivered 2016 & 2017



Month	Adjusted Scheduled Activity (UDA)	
	2016	2017
April	792	1,449
May	2,616	3,002
June	3,397	4,178
July	5,707	5,918
August	7,201	7,522
September	8,652	8,870
October	9,932	10,374
November	11,135	12,251
December	12,925	13,841
January	13,777	15,125
February	16,220	16,800
March	18,101	18,720
April	18,953	19,079
May	18,923	19,073
June	18,920	19,077

QUALITY

	Quantity	Base Number	Contract	LHB	Wales
% of FP17s for the same patient ID Re-attending within 3 months - Children	99	1,872	5.3%	8.9%	11.3%
% of FP17s for the same patient ID Re-attending within 3 months - Adults	1,243	7,099	17.5%	15.8%	16.7%
% of FP17s for the same patient ID Re-attending between 3 & 9 months - Children	1,035	1,872	55.3%	57.0%	58.0%
% of FP17s for the same patient ID Re-attending between 3 & 9 months - Adults	3,321	7,099	46.8%	53.2%	53.7%
% of FP17s for Band 1 Urgent Courses	1,135	8,746	13.0%	9.4%	8.9%
% of FP17s Relating to Free Repair or Replacements	48	8,746	0.5%	0.8%	0.7%
% of FP17s Relating to Continuations	77	8,746	0.9%	0.9%	0.9%
% of Patients satisfied with the dentistry they have received	25	27	92.6%	93.1%	93.9%
% of Patients satisfied with the time they had to wait for an appointment	23	27	85.2%	85.8%	88.4%

* This is based on patients treated on this contract for their most recent course of treatment. Figures in italics indicate the base number of FP17s or Patient Questionnaire responses are less than 100. N/A is shown where the base number of responses is less than 10 during the period. % is calculated as Quantity/Base number*100

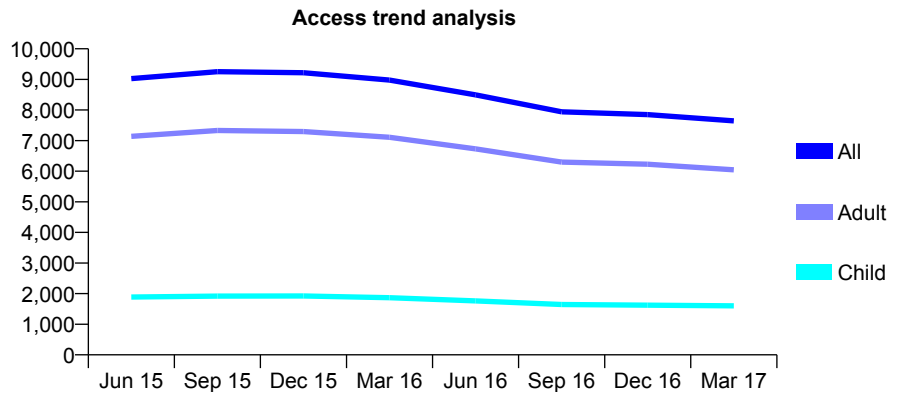
7A6 - Vital Signs At a Glance Contract Report for 199915/0004 - Year end March 2017

Name or company name	IDH 441 to 444 Ltd
Contract type name	GDS Contract
Purpose of contract	General
Contract start date	01/04/2010
Contract end date	

16/17 Contracted general activity (UDA)	26,938
Carry forward general activity (UDA)	0
16/17 Contracted orthodontic activity (UOA)	0
Carry forward orthodontic activity (UOA)	0
Baseline contract value	£643,771.07

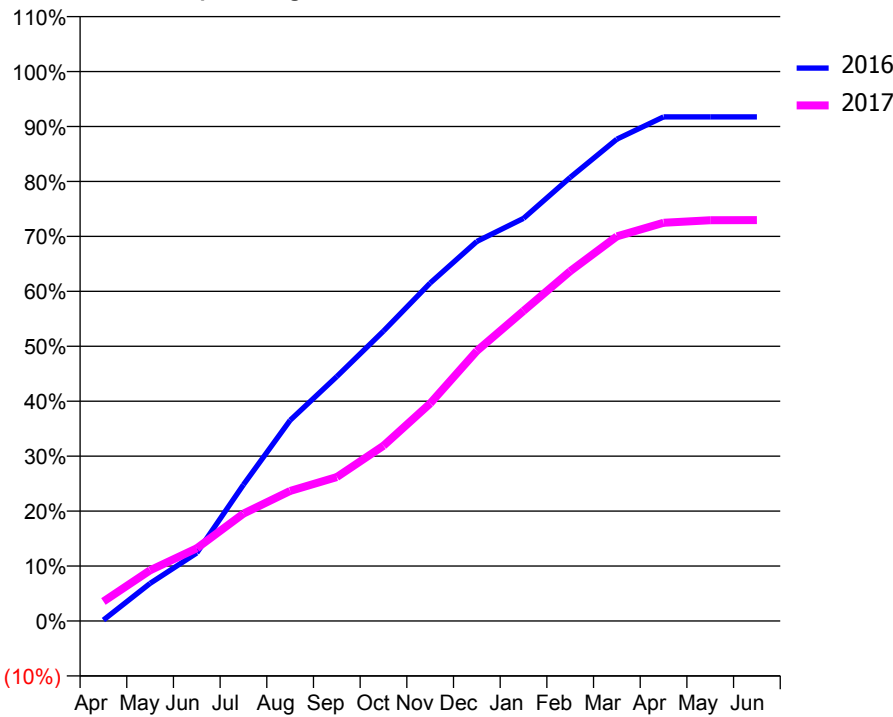
ACCESS*

Patients seen in 24 months	Total	Change since previous quarter
Quarter ending March 2016	8,980	
Quarter ending June 2016	8,495	↓
Quarter ending September 2016	7,942	↓
Quarter ending December 2016	7,851	↓
Quarter ending March 2017	7,646	↓
Variance since March 2016	(14.9%)	↓



ACTIVITY

Cumulative percentage of contracted UDA delivered 2016 & 2017



Month	Adjusted Scheduled Activity (UDA)	
	2016	2017
April	51	956
May	1,846	2,489
June	3,337	3,566
July	6,686	5,264
August	9,839	6,377
September	11,983	7,058
October	14,218	8,591
November	16,567	10,665
December	18,607	13,241
January	19,739	15,202
February	21,744	17,151
March	23,623	18,855
April	24,714	19,524
May	24,714	19,645
June	24,710	19,651

QUALITY

	Quantity	Base Number	Contract	LHB	Wales
% of FP17s for the same patient ID Re-attending within 3 months - Children	56	1,788	3.1%	8.9%	11.3%
% of FP17s for the same patient ID Re-attending within 3 months - Adults	507	6,357	8.0%	15.8%	16.7%
% of FP17s for the same patient ID Re-attending between 3 & 9 months - Children	671	1,788	37.5%	57.0%	58.0%
% of FP17s for the same patient ID Re-attending between 3 & 9 months - Adults	2,503	6,357	39.4%	53.2%	53.7%
% of FP17s for Band 1 Urgent Courses	272	8,033	3.4%	9.4%	8.9%
% of FP17s Relating to Free Repair or Replacements	28	8,033	0.3%	0.8%	0.7%
% of FP17s Relating to Continuations	57	8,033	0.7%	0.9%	0.9%
% of Patients satisfied with the dentistry they have received	56	62	90.3%	93.1%	93.9%
% of Patients satisfied with the time they had to wait for an appointment	34	62	54.8%	85.8%	88.4%

* This is based on patients treated on this contract for their most recent course of treatment. Figures in italics indicate the base number of FP17s or Patient Questionnaire responses are less than 100. N/A is shown where the base number of responses is less than 10 during the period. % is calculated as Quantity/Base number*100

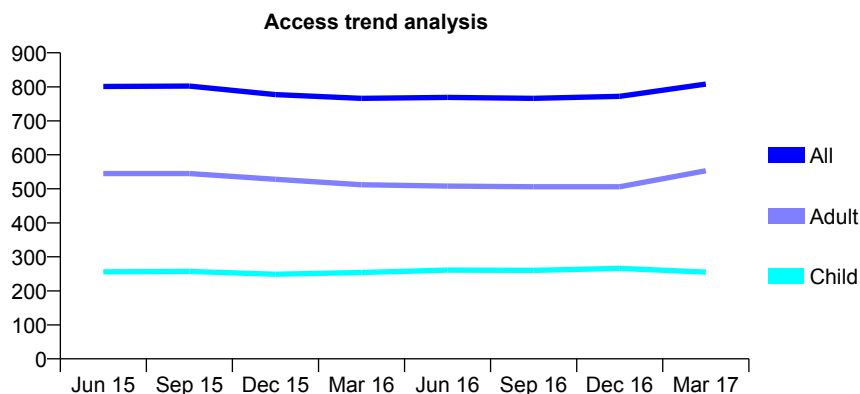
7A6 - Vital Signs At a Glance Contract Report for 215473/0001 - Year end March 2017

Name or company name	MR JW REES
Contract type name	GDS Contract
Purpose of contract	General
Contract start date	01/04/2006
Contract end date	

16/17 Contracted general activity (UDA)	1,769
Carry forward general activity (UDA)	36
16/17 Contracted orthodontic activity (UOA)	0
Carry forward orthodontic activity (UOA)	0
Baseline contract value	£43,446.82

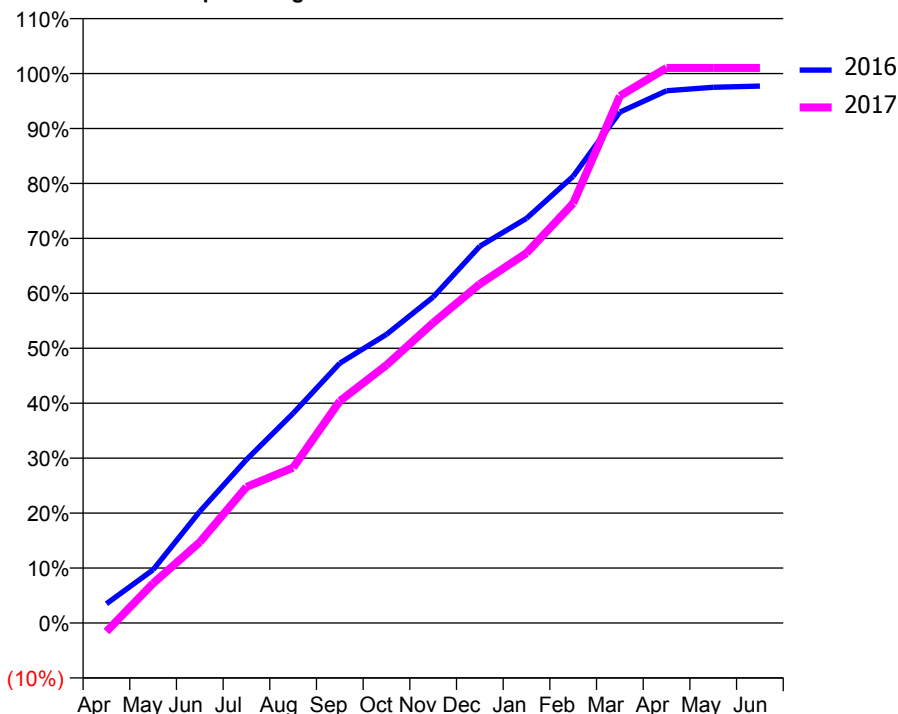
ACCESS*

Patients seen in 24 months	Total	Change since previous quarter
Quarter ending March 2016	766	
Quarter ending June 2016	769	→
Quarter ending September 2016	766	→
Quarter ending December 2016	772	→
Quarter ending March 2017	808	↑
Variance since March 2016	5.5%	↑



ACTIVITY

Cumulative percentage of contracted UDA delivered 2016 & 2017



Month	Adjusted Scheduled Activity (UDA)	
	2016	2017
April	62	-28
May	171	128
June	359	260
July	526	438
August	675	500
September	837	714
October	929	831
November	1,049	967
December	1,213	1,092
January	1,303	1,191
February	1,438	1,351
March	1,645	1,697
April	1,713	1,787
May	1,725	1,787
June	1,729	1,787

QUALITY

	Quantity	Base Number	Contract	LHB	Wales
% of FP17s for the same patient ID Re-attending within 3 months - Children	9	334	2.7%	8.9%	11.3%
% of FP17s for the same patient ID Re-attending within 3 months - Adults	39	556	7.0%	15.8%	16.7%
% of FP17s for the same patient ID Re-attending between 3 & 9 months - Children	203	334	60.8%	57.0%	58.0%
% of FP17s for the same patient ID Re-attending between 3 & 9 months - Adults	240	556	43.2%	53.2%	53.7%
% of FP17s for Band 1 Urgent Courses	24	886	2.7%	9.4%	8.9%
% of FP17s Relating to Free Repair or Replacements	0	886	0.0%	0.8%	0.7%
% of FP17s Relating to Continuations	0	886	0.0%	0.9%	0.9%
% of Patients satisfied with the dentistry they have received	0	0	N/A	93.1%	93.9%
% of Patients satisfied with the time they had to wait for an appointment	0	0	N/A	85.8%	88.4%

* This is based on patients treated on this contract for their most recent course of treatment. Figures in italics indicate the base number of FP17s or Patient Questionnaire responses are less than 100. N/A is shown where the base number of responses is less than 10 during the period. % is calculated as Quantity/Base number*100

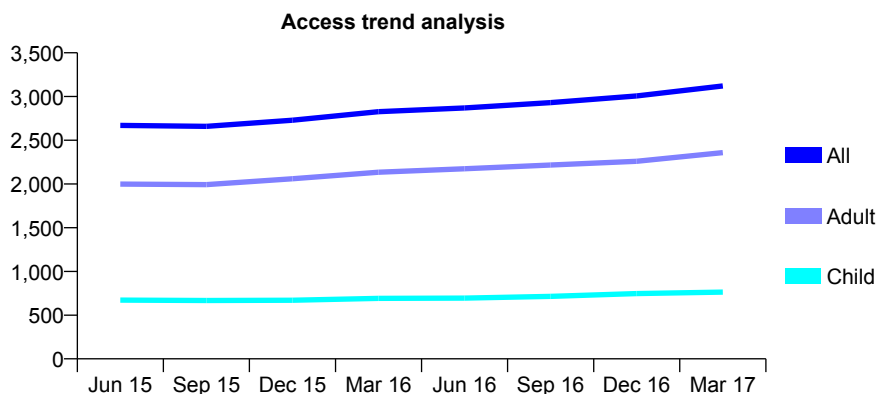
7A6 - Vital Signs At a Glance Contract Report for 220566/0001 - Year end March 2017

Name or company name	MR EH CRONIN
Contract type name	GDS Contract
Purpose of contract	General
Contract start date	01/10/2007
Contract end date	

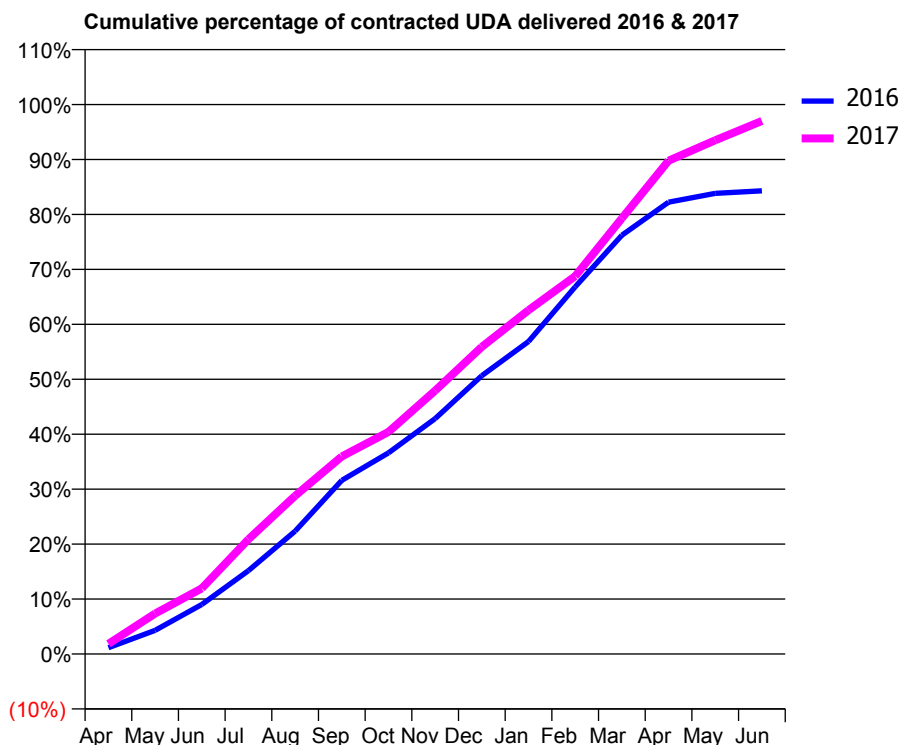
16/17 Contracted general activity (UDA)	9,166
Carry forward general activity (UDA)	0
16/17 Contracted orthodontic activity (UOA)	0
Carry forward orthodontic activity (UOA)	0
Baseline contract value	£205,872.20

ACCESS*

Patients seen in 24 months	Total	Change since previous quarter
Quarter ending March 2016	2,826	
Quarter ending June 2016	2,869	→
Quarter ending September 2016	2,931	↑
Quarter ending December 2016	3,006	↑
Quarter ending March 2017	3,121	↑
Variance since March 2016	10.4%	↑



ACTIVITY



Month	Adjusted Scheduled Activity (UDA)	
	2016	2017
April	106	170
May	395	676
June	826	1,095
July	1,391	1,914
August	2,049	2,639
September	2,898	3,294
October	3,355	3,705
November	3,926	4,394
December	4,642	5,124
January	5,213	5,735
February	6,124	6,303
March	6,985	7,268
April	7,537	8,229
May	7,685	8,568
June	7,726	8,891

QUALITY

	Quantity	Base Number	Contract	LHB	Wales
% of FP17s for the same patient ID Re-attending within 3 months - Children	65	1,019	6.4%	8.9%	11.3%
% of FP17s for the same patient ID Re-attending within 3 months - Adults	490	2,954	16.6%	15.8%	16.7%
% of FP17s for the same patient ID Re-attending between 3 & 9 months - Children	486	1,019	47.7%	57.0%	58.0%
% of FP17s for the same patient ID Re-attending between 3 & 9 months - Adults	1,066	2,954	36.1%	53.2%	53.7%
% of FP17s for Band 1 Urgent Courses	430	4,146	10.4%	9.4%	8.9%
% of FP17s Relating to Free Repair or Replacements	7	4,146	0.2%	0.8%	0.7%
% of FP17s Relating to Continuations	48	4,146	1.2%	0.9%	0.9%
% of Patients satisfied with the dentistry they have received	15	15	100.0%	93.1%	93.9%
% of Patients satisfied with the time they had to wait for an appointment	14	15	93.3%	85.8%	88.4%

* This is based on patients treated on this contract for their most recent course of treatment. Figures in italics indicate the base number of FP17s or Patient Questionnaire responses are less than 100. N/A is shown where the base number of responses is less than 10 during the period. % is calculated as Quantity/Base number*100

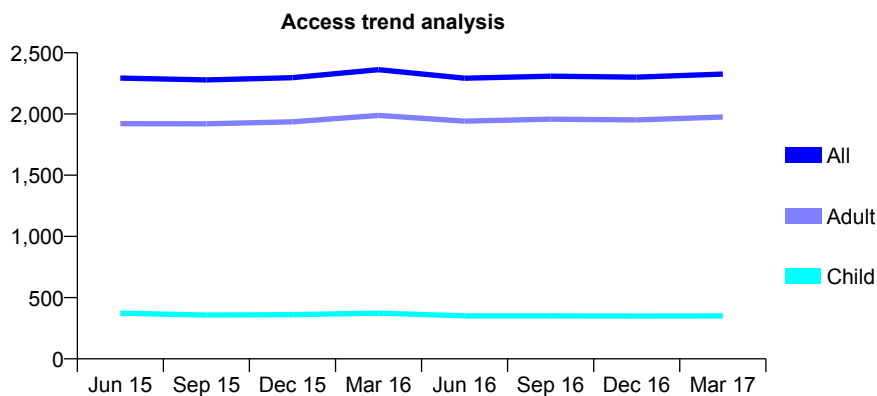
7A6 - Vital Signs At a Glance Contract Report for 234567/0001 - Year end March 2017

Name or company name	MR PA HAWKINS
Contract type name	GDS Contract
Purpose of contract	General
Contract start date	01/04/2006
Contract end date	

16/17 Contracted general activity (UDA)	5,678
Carry forward general activity (UDA)	-237
16/17 Contracted orthodontic activity (UOA)	0
Carry forward orthodontic activity (UOA)	0
Baseline contract value	£139,849.23

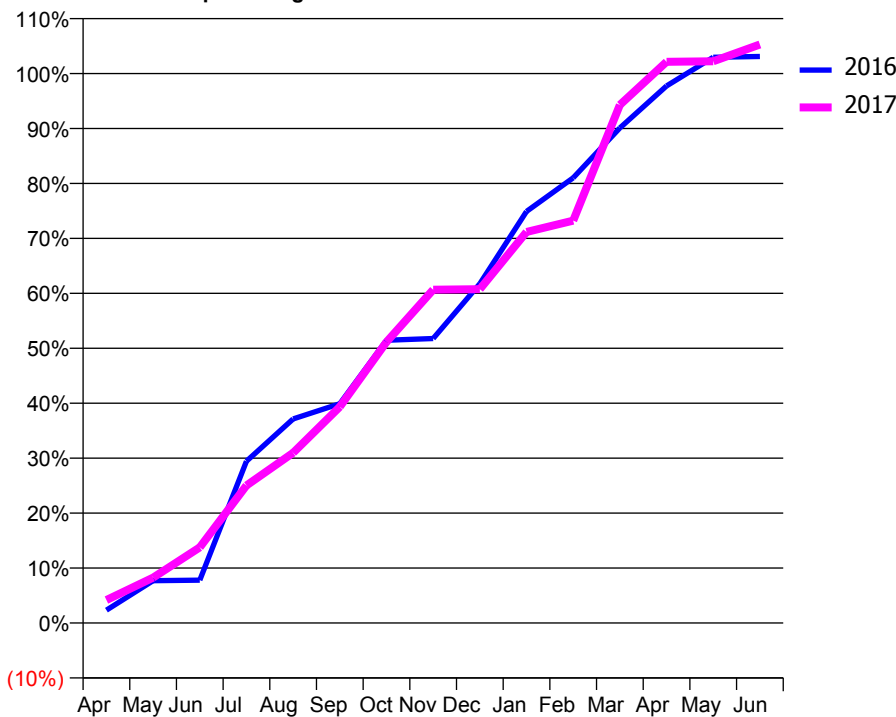
ACCESS*

Patients seen in 24 months	Total	Change since previous quarter
Quarter ending March 2016	2,362	
Quarter ending June 2016	2,293	↓
Quarter ending September 2016	2,309	→
Quarter ending December 2016	2,301	→
Quarter ending March 2017	2,326	→
Variance since March 2016	(1.5%)	↓



ACTIVITY

Cumulative percentage of contracted UDA delivered 2016 & 2017



Month	2016	2017
April	133	237
May	438	470
June	443	782
July	1,672	1,422
August	2,109	1,759
September	2,266	2,234
October	2,922	2,904
November	2,940	3,444
December	3,507	3,449
January	4,253	4,041
February	4,601	4,157
March	5,116	5,354
April	5,549	5,799
May	5,845	5,804
June	5,854	5,978

QUALITY

	Quantity	Base Number	Contract	LHB	Wales
% of FP17s for the same patient ID Re-attending within 3 months - Children	39	484	8.1%	8.9%	11.3%
% of FP17s for the same patient ID Re-attending within 3 months - Adults	447	2,611	17.1%	15.8%	16.7%
% of FP17s for the same patient ID Re-attending between 3 & 9 months - Children	251	484	51.9%	57.0%	58.0%
% of FP17s for the same patient ID Re-attending between 3 & 9 months - Adults	1,105	2,611	42.3%	53.2%	53.7%
% of FP17s for Band 1 Urgent Courses	461	3,062	15.1%	9.4%	8.9%
% of FP17s Relating to Free Repair or Replacements	25	3,062	0.8%	0.8%	0.7%
% of FP17s Relating to Continuations	26	3,062	0.8%	0.9%	0.9%
% of Patients satisfied with the dentistry they have received	6	6	N/A	93.1%	93.9%
% of Patients satisfied with the time they had to wait for an appointment	5	6	N/A	85.8%	88.4%

* This is based on patients treated on this contract for their most recent course of treatment. Figures in italics indicate the base number of FP17s or Patient Questionnaire responses are less than 100. N/A is shown where the base number of responses is less than 10 during the period. % is calculated as Quantity/Base number*100

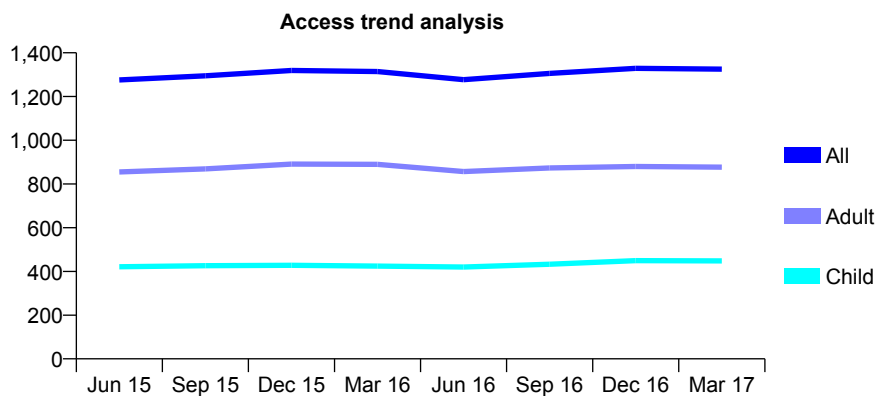
7A6 - Vital Signs At a Glance Contract Report for 245941/0001 - Year end March 2017

Name or company name	MR KR HASTINGS
Contract type name	GDS Contract
Purpose of contract	General
Contract start date	01/04/2006
Contract end date	

16/17 Contracted general activity (UDA)	3,433
Carry forward general activity (UDA)	35
16/17 Contracted orthodontic activity (UOA)	0
Carry forward orthodontic activity (UOA)	0
Baseline contract value	£93,695.81

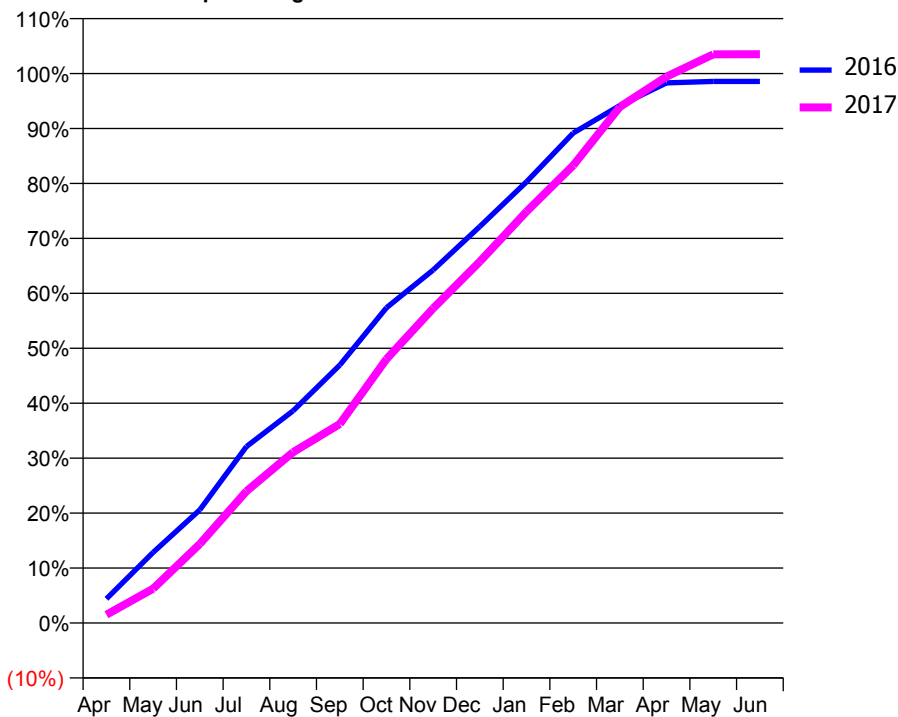
ACCESS*

Patients seen in 24 months	Total	Change since previous quarter
Quarter ending March 2016	1,314	
Quarter ending June 2016	1,277	↓
Quarter ending September 2016	1,306	↑
Quarter ending December 2016	1,329	→
Quarter ending March 2017	1,325	→
Variance since March 2016	0.8%	→



ACTIVITY

Cumulative percentage of contracted UDA delivered 2016 & 2017



Month	Adjusted Scheduled Activity (UDA)	
	2016	2017
April	151	52
May	441	215
June	707	494
July	1,102	824
August	1,326	1,068
September	1,611	1,243
October	1,970	1,649
November	2,206	1,966
December	2,477	2,258
January	2,756	2,571
February	3,061	2,859
March	3,233	3,224
April	3,374	3,413
May	3,383	3,552
June	3,383	3,553

QUALITY

	Quantity	Base Number	Contract	LHB	Wales
% of FP17s for the same patient ID Re-attending within 3 months - Children	49	518	9.5%	8.9%	11.3%
% of FP17s for the same patient ID Re-attending within 3 months - Adults	199	877	22.7%	15.8%	16.7%
% of FP17s for the same patient ID Re-attending between 3 & 9 months - Children	129	518	24.9%	57.0%	58.0%
% of FP17s for the same patient ID Re-attending between 3 & 9 months - Adults	186	877	21.2%	53.2%	53.7%
% of FP17s for Band 1 Urgent Courses	256	1,438	17.8%	9.4%	8.9%
% of FP17s Relating to Free Repair or Replacements	1	1,438	0.1%	0.8%	0.7%
% of FP17s Relating to Continuations	11	1,438	0.8%	0.9%	0.9%
% of Patients satisfied with the dentistry they have received	2	2	N/A	93.1%	93.9%
% of Patients satisfied with the time they had to wait for an appointment	2	2	N/A	85.8%	88.4%

* This is based on patients treated on this contract for their most recent course of treatment. Figures in italics indicate the base number of FP17s or Patient Questionnaire responses are less than 100. N/A is shown where the base number of responses is less than 10 during the period. % is calculated as Quantity/Base number*100

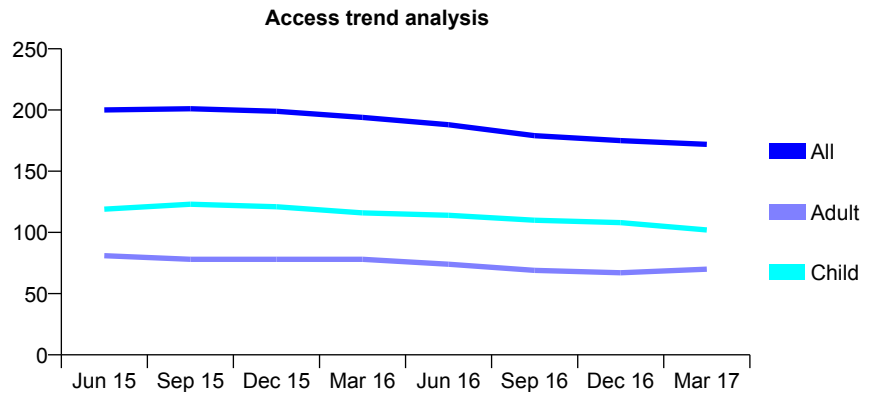
7A6 - Vital Signs At a Glance Contract Report for 254088/0001 - Year end March 2017

Name or company name	MR SG LODGE
Contract type name	GDS Contract
Purpose of contract	General
Contract start date	01/04/2006
Contract end date	

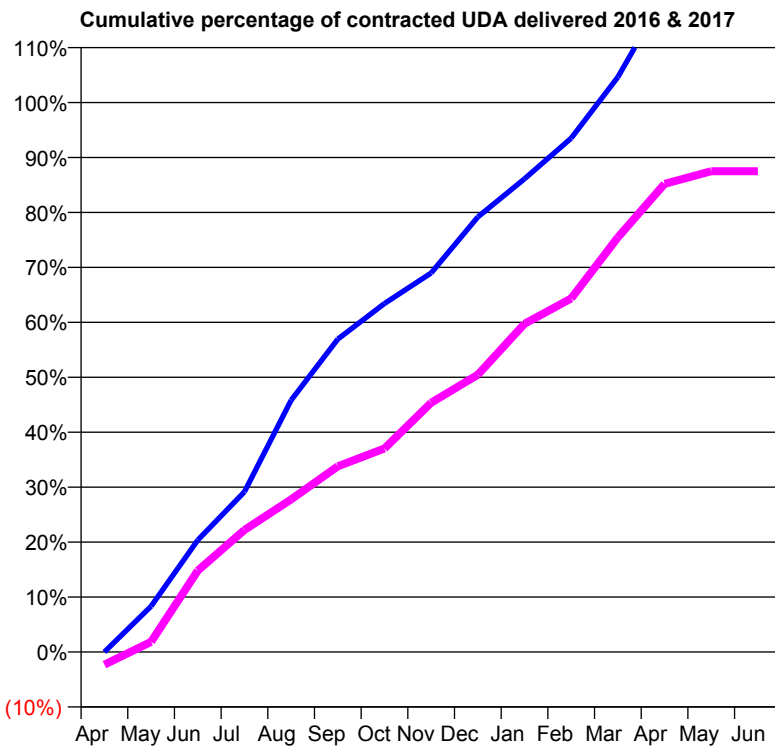
16/17 Contracted general activity (UDA)	216
Carry forward general activity (UDA)	11
16/17 Contracted orthodontic activity (UOA)	0
Carry forward orthodontic activity (UOA)	0
Baseline contract value	£4,909.09

ACCESS*

Patients seen in 24 months	Total	Change since previous quarter
Quarter ending March 2016	194	
Quarter ending June 2016	188	↓
Quarter ending September 2016	179	↓
Quarter ending December 2016	175	↓
Quarter ending March 2017	172	↓
Variance since March 2016	(11.3%)	↓



ACTIVITY



Month	Adjusted Scheduled Activity (UDA)	
	2016	2017
April	0	-5
May	18	4
June	44	32
July	63	48
August	99	60
September	123	73
October	137	80
November	149	98
December	171	109
January	186	129
February	202	139
March	226	163
April	258	184
May	258	189
June	258	189

QUALITY

	Quantity	Base Number	Contract	LHB	Wales
% of FP17s for the same patient ID Re-attending within 3 months - Children	4	134	3.0%	8.9%	11.3%
% of FP17s for the same patient ID Re-attending within 3 months - Adults	1	54	1.9%	15.8%	16.7%
% of FP17s for the same patient ID Re-attending between 3 & 9 months - Children	74	134	55.2%	57.0%	58.0%
% of FP17s for the same patient ID Re-attending between 3 & 9 months - Adults	25	54	46.3%	53.2%	53.7%
% of FP17s for Band 1 Urgent Courses	0	179	0.0%	9.4%	8.9%
% of FP17s Relating to Free Repair or Replacements	0	179	0.0%	0.8%	0.7%
% of FP17s Relating to Continuations	0	179	0.0%	0.9%	0.9%
% of Patients satisfied with the dentistry they have received	1	1	N/A	93.1%	93.9%
% of Patients satisfied with the time they had to wait for an appointment	1	1	N/A	85.8%	88.4%

* This is based on patients treated on this contract for their most recent course of treatment. Figures in italics indicate the base number of FP17s or Patient Questionnaire responses are less than 100. N/A is shown where the base number of responses is less than 10 during the period. % is calculated as Quantity/Base number*100

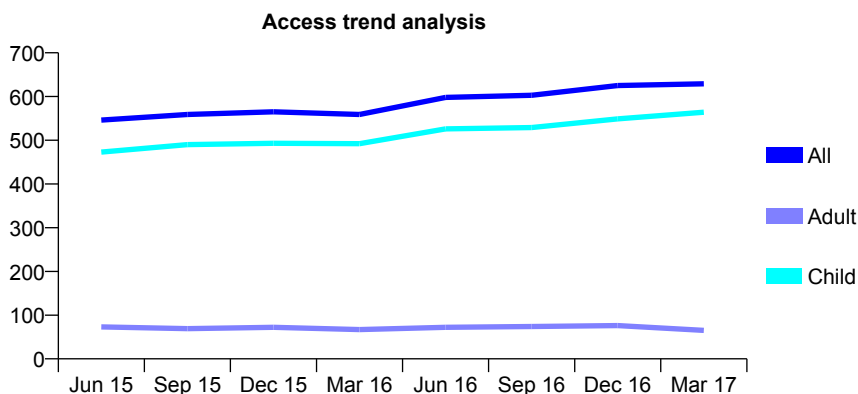
7A6 - Vital Signs At a Glance Contract Report for 264555/0001 - Year end March 2017

Name or company name	MR BA BRUNSWICK
Contract type name	GDS Contract
Purpose of contract	General
Contract start date	01/09/2008
Contract end date	

16/17 Contracted general activity (UDA)	1,041
Carry forward general activity (UDA)	-12
16/17 Contracted orthodontic activity (UOA)	0
Carry forward orthodontic activity (UOA)	0
Baseline contract value	£26,435.74

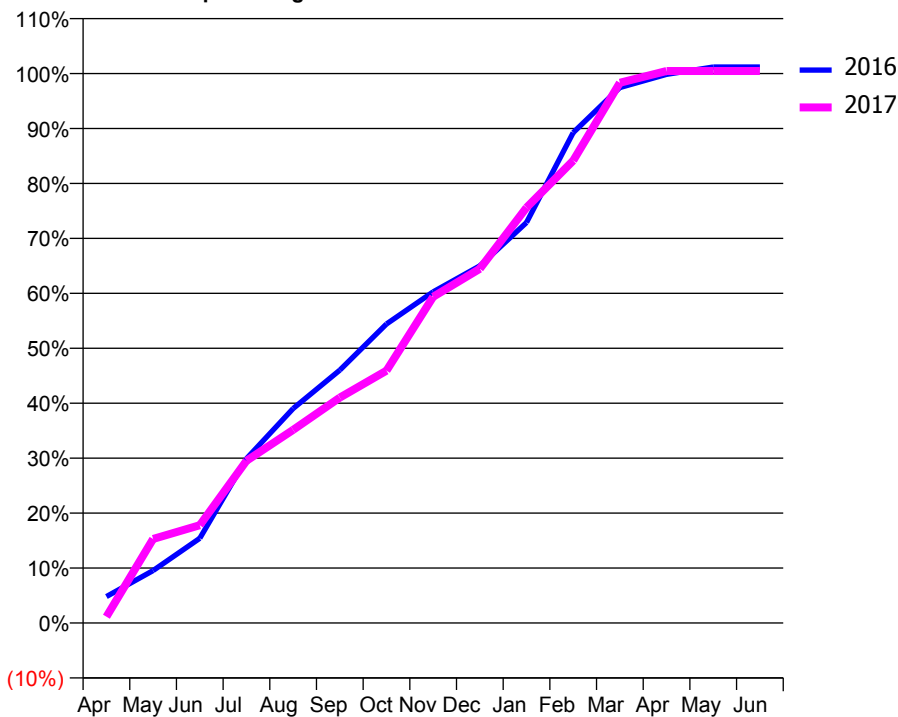
ACCESS*

Patients seen in 24 months	Total	Change since previous quarter
Quarter ending March 2016	559	
Quarter ending June 2016	598	↑
Quarter ending September 2016	603	→
Quarter ending December 2016	625	↑
Quarter ending March 2017	629	→
Variance since March 2016	12.5%	↑



ACTIVITY

Cumulative percentage of contracted UDA delivered 2016 & 2017



Month	Adjusted Scheduled Activity (UDA)	
	2016	2017
April	50	12
May	99	159
June	161	185
July	311	307
August	406	366
September	479	427
October	566	478
November	627	618
December	677	671
January	759	787
February	929	876
March	1,014	1,024
April	1,039	1,046
May	1,053	1,046
June	1,053	1,046

QUALITY

	Quantity	Base Number	Contract	LHB	Wales
% of FP17s for the same patient ID Re-attending within 3 months - Children	24	786	3.1%	8.9%	11.3%
% of FP17s for the same patient ID Re-attending within 3 months - Adults	2	34	5.9%	15.8%	16.7%
% of FP17s for the same patient ID Re-attending between 3 & 9 months - Children	471	786	59.9%	57.0%	58.0%
% of FP17s for the same patient ID Re-attending between 3 & 9 months - Adults	21	34	61.8%	53.2%	53.7%
% of FP17s for Band 1 Urgent Courses	23	806	2.9%	9.4%	8.9%
% of FP17s Relating to Free Repair or Replacements	0	806	0.0%	0.8%	0.7%
% of FP17s Relating to Continuations	2	806	0.2%	0.9%	0.9%
% of Patients satisfied with the dentistry they have received	1	1	N/A	93.1%	93.9%
% of Patients satisfied with the time they had to wait for an appointment	1	1	N/A	85.8%	88.4%

* This is based on patients treated on this contract for their most recent course of treatment. Figures in italics indicate the base number of FP17s or Patient Questionnaire responses are less than 100. N/A is shown where the base number of responses is less than 10 during the period. % is calculated as Quantity/Base number*100

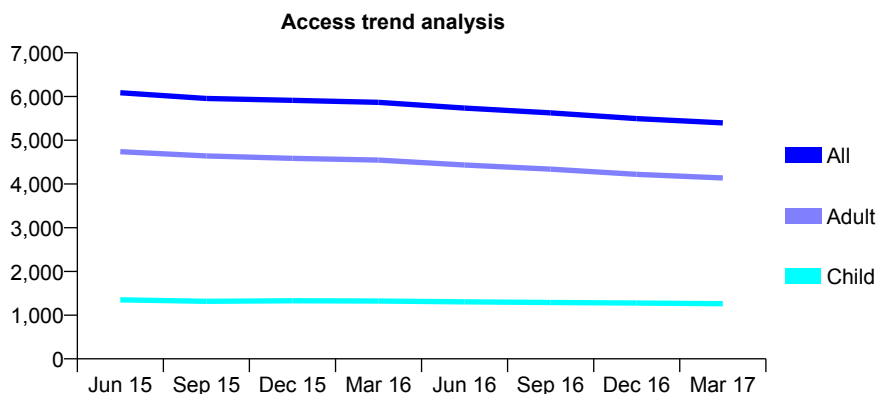
7A6 - Vital Signs At a Glance Contract Report for 269727/0002 - Year end March 2017

Name or company name	Newport Dental Care Partnership
Contract type name	GDS Contract
Purpose of contract	General
Contract start date	01/08/2011
Contract end date	

16/17 Contracted general activity (UDA)	15,746
Carry forward general activity (UDA)	-44
16/17 Contracted orthodontic activity (UOA)	0
Carry forward orthodontic activity (UOA)	0
Baseline contract value	£385,990.66

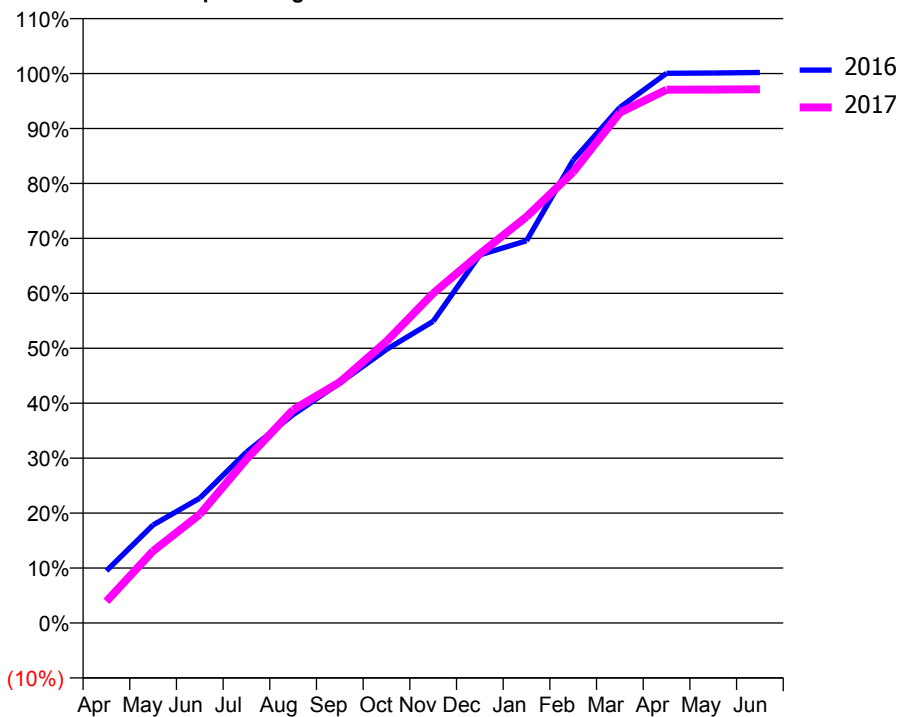
ACCESS*

Patients seen in 24 months	Total	Change since previous quarter
Quarter ending March 2016	5,866	
Quarter ending June 2016	5,736	↓
Quarter ending September 2016	5,626	↓
Quarter ending December 2016	5,494	↓
Quarter ending March 2017	5,398	↓
Variance since March 2016	(8.0%)	↓



ACTIVITY

Cumulative percentage of contracted UDA delivered 2016 & 2017



Adjusted Scheduled Activity (UDA)

Month	2016	2017
April	1,494	620
May	2,811	2,065
June	3,580	3,112
July	4,896	4,695
August	5,970	6,111
September	6,881	6,901
October	7,840	8,071
November	8,646	9,447
December	10,546	10,577
January	10,954	11,641
February	13,263	12,925
March	14,775	14,626
April	15,751	15,284
May	15,761	15,288
June	15,777	15,293

QUALITY

	Quantity	Base Number	Contract	LHB	Wales
% of FP17s for the same patient ID Re-attending within 3 months - Children	118	1,598	7.4%	8.9%	11.3%
% of FP17s for the same patient ID Re-attending within 3 months - Adults	717	5,195	13.8%	15.8%	16.7%
% of FP17s for the same patient ID Re-attending between 3 & 9 months - Children	675	1,598	42.2%	57.0%	58.0%
% of FP17s for the same patient ID Re-attending between 3 & 9 months - Adults	2,219	5,195	42.7%	53.2%	53.7%
% of FP17s for Band 1 Urgent Courses	609	6,695	9.1%	9.4%	8.9%
% of FP17s Relating to Free Repair or Replacements	59	6,695	0.9%	0.8%	0.7%
% of FP17s Relating to Continuations	99	6,695	1.5%	0.9%	0.9%
% of Patients satisfied with the dentistry they have received	19	19	100.0%	93.1%	93.9%
% of Patients satisfied with the time they had to wait for an appointment	15	19	78.9%	85.8%	88.4%

* This is based on patients treated on this contract for their most recent course of treatment. Figures in italics indicate the base number of FP17s or Patient Questionnaire responses are less than 100. N/A is shown where the base number of responses is less than 10 during the period. % is calculated as Quantity/Base number*100

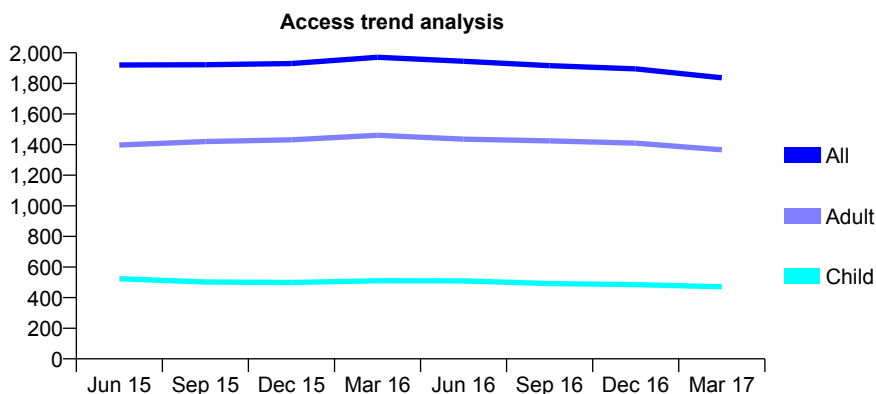
7A6 - Vital Signs At a Glance Contract Report for 297437/0001 - Year end March 2017

Name or company name	MR TD WYSOME
Contract type name	GDS Contract
Purpose of contract	General
Contract start date	01/04/2012
Contract end date	

16/17 Contracted general activity (UDA)	7,081
Carry forward general activity (UDA)	0
16/17 Contracted orthodontic activity (UOA)	0
Carry forward orthodontic activity (UOA)	0
Baseline contract value	£251,322.77

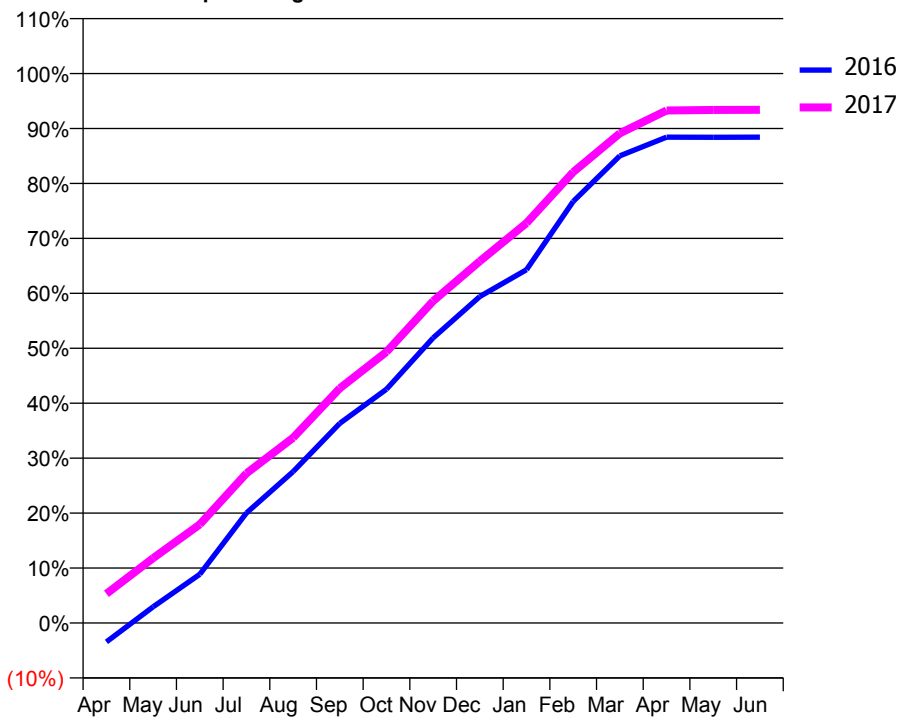
ACCESS*

Patients seen in 24 months	Total	Change since previous quarter
Quarter ending March 2016	1,971	
Quarter ending June 2016	1,945	↓
Quarter ending September 2016	1,916	↓
Quarter ending December 2016	1,895	↓
Quarter ending March 2017	1,837	↓
Variance since March 2016	(6.8%)	↓



ACTIVITY

Cumulative percentage of contracted UDA delivered 2016 & 2017



Month	Adjusted Scheduled Activity (UDA)	
	2016	2017
April	-245	376
May	210	836
June	628	1,270
July	1,418	1,929
August	1,952	2,387
September	2,573	3,025
October	3,013	3,494
November	3,674	4,149
December	4,207	4,663
January	4,553	5,154
February	5,432	5,811
March	6,020	6,310
April	6,260	6,605
May	6,259	6,612
June	6,261	6,614

QUALITY

	Quantity	Base Number	Contract	LHB	Wales
% of FP17s for the same patient ID Re-attending within 3 months - Children	38	591	6.4%	8.9%	11.3%
% of FP17s for the same patient ID Re-attending within 3 months - Adults	256	1,664	15.4%	15.8%	16.7%
% of FP17s for the same patient ID Re-attending between 3 & 9 months - Children	257	591	43.5%	57.0%	58.0%
% of FP17s for the same patient ID Re-attending between 3 & 9 months - Adults	767	1,664	46.1%	53.2%	53.7%
% of FP17s for Band 1 Urgent Courses	169	2,275	7.4%	9.4%	8.9%
% of FP17s Relating to Free Repair or Replacements	5	2,275	0.2%	0.8%	0.7%
% of FP17s Relating to Continuations	11	2,275	0.5%	0.9%	0.9%
% of Patients satisfied with the dentistry they have received	14	15	93.3%	93.1%	93.9%
% of Patients satisfied with the time they had to wait for an appointment	14	15	93.3%	85.8%	88.4%

* This is based on patients treated on this contract for their most recent course of treatment. Figures in italics indicate the base number of FP17s or Patient Questionnaire responses are less than 100. N/A is shown where the base number of responses is less than 10 during the period. % is calculated as Quantity/Base number*100

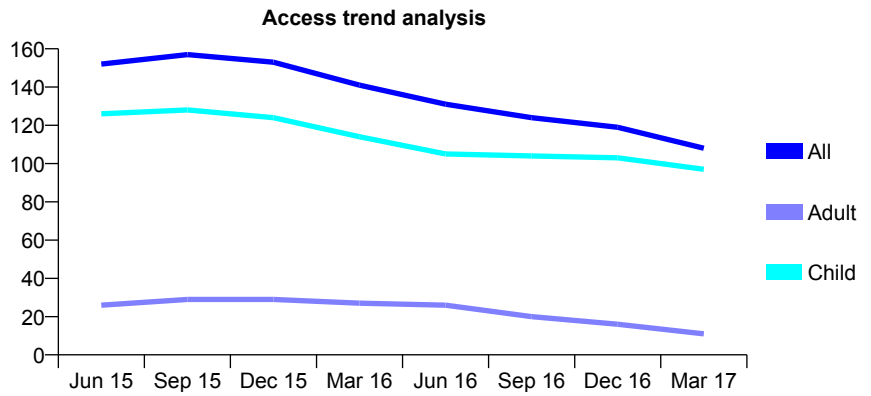
7A6 - Vital Signs At a Glance Contract Report for 302627/0002 - Year end March 2017

Name or company name	MR RD ISAAC
Contract type name	GDS Contract
Purpose of contract	General
Contract start date	08/09/2013
Contract end date	

16/17 Contracted general activity (UDA)	350
Carry forward general activity (UDA)	0
16/17 Contracted orthodontic activity (UOA)	0
Carry forward orthodontic activity (UOA)	0
Baseline contract value	£7,499.63

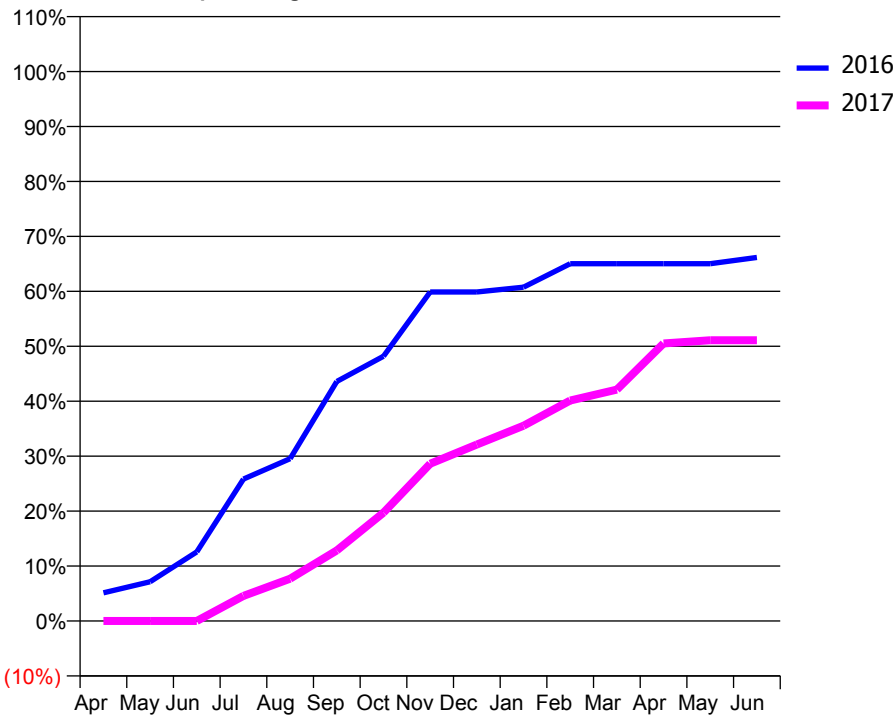
ACCESS*

Patients seen in 24 months	Total	Change since previous quarter
Quarter ending March 2016	141	
Quarter ending June 2016	131	↓
Quarter ending September 2016	124	↓
Quarter ending December 2016	119	↓
Quarter ending March 2017	108	↓
Variance since March 2016	(23.4%)	↓



ACTIVITY

Cumulative percentage of contracted UDA delivered 2016 & 2017



Month	Adjusted Scheduled Activity (UDA)	
	2016	2017
April	18	0
May	25	0
June	44	0
July	90	16
August	103	27
September	153	45
October	169	69
November	210	100
December	210	112
January	213	124
February	228	140
March	228	147
April	228	177
May	228	179
June	232	179

QUALITY

	Quantity	Base Number	Contract	LHB	Wales
% of FP17s for the same patient ID Re-attending within 3 months - Children	4	140	2.9%	8.9%	11.3%
% of FP17s for the same patient ID Re-attending within 3 months - Adults	0	6	0.0%	15.8%	16.7%
% of FP17s for the same patient ID Re-attending between 3 & 9 months - Children	74	140	52.9%	57.0%	58.0%
% of FP17s for the same patient ID Re-attending between 3 & 9 months - Adults	5	6	83.3%	53.2%	53.7%
% of FP17s for Band 1 Urgent Courses	4	152	2.6%	9.4%	8.9%
% of FP17s Relating to Free Repair or Replacements	0	152	0.0%	0.8%	0.7%
% of FP17s Relating to Continuations	0	152	0.0%	0.9%	0.9%
% of Patients satisfied with the dentistry they have received	0	0	N/A	93.1%	93.9%
% of Patients satisfied with the time they had to wait for an appointment	0	0	N/A	85.8%	88.4%

* This is based on patients treated on this contract for their most recent course of treatment. Figures in italics indicate the base number of FP17s or Patient Questionnaire responses are less than 100. N/A is shown where the base number of responses is less than 10 during the period. % is calculated as Quantity/Base number*100

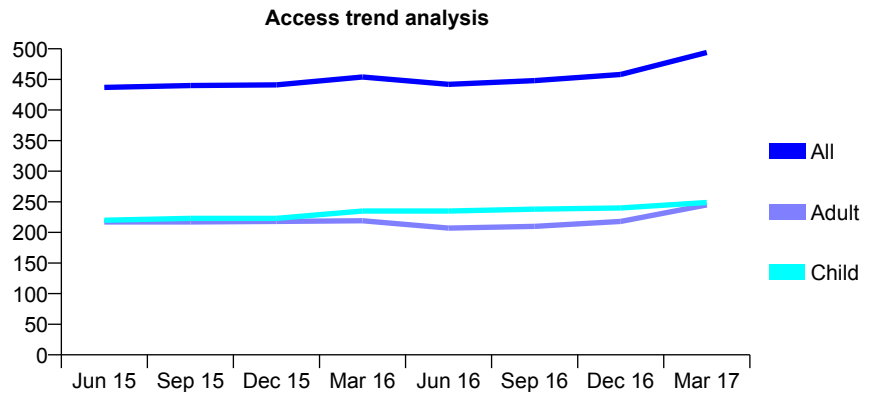
7A6 - Vital Signs At a Glance Contract Report for 307173/0001 - Year end March 2017

Name or company name	MR S BAKER
Contract type name	GDS Contract
Purpose of contract	General
Contract start date	01/04/2006
Contract end date	20/03/2017

16/17 Contracted general activity (UDA)	1,664
Carry forward general activity (UDA)	11
16/17 Contracted orthodontic activity (UOA)	0
Carry forward orthodontic activity (UOA)	0
Baseline contract value	£70,570.10

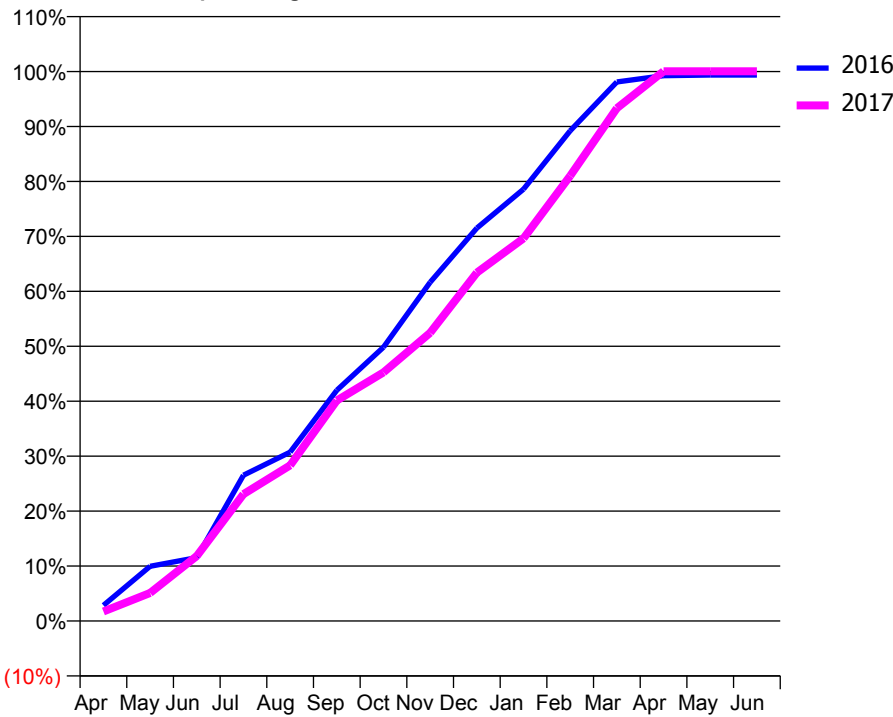
ACCESS*

Patients seen in 24 months	Total	Change since previous quarter
Quarter ending March 2016	454	
Quarter ending June 2016	442	↓
Quarter ending September 2016	448	→
Quarter ending December 2016	458	↑
Quarter ending March 2017	494	↑
Variance since March 2016	8.8%	↑



ACTIVITY

Cumulative percentage of contracted UDA delivered 2016 & 2017



Month	Adjusted Scheduled Activity (UDA)	
	2016	2017
April	49	29
May	171	85
June	198	197
July	455	384
August	527	472
September	720	668
October	855	753
November	1,057	873
December	1,226	1,055
January	1,348	1,159
February	1,530	1,348
March	1,683	1,553
April	1,702	1,665
May	1,704	1,665
June	1,704	1,665

QUALITY

	Quantity	Base Number	Contract	LHB	Wales
% of FP17s for the same patient ID Re-attending within 3 months - Children	20	352	5.7%	8.9%	11.3%
% of FP17s for the same patient ID Re-attending within 3 months - Adults	32	316	10.1%	15.8%	16.7%
% of FP17s for the same patient ID Re-attending between 3 & 9 months - Children	231	352	65.6%	57.0%	58.0%
% of FP17s for the same patient ID Re-attending between 3 & 9 months - Adults	184	316	58.2%	53.2%	53.7%
% of FP17s for Band 1 Urgent Courses	49	666	7.4%	9.4%	8.9%
% of FP17s Relating to Free Repair or Replacements	0	666	0.0%	0.8%	0.7%
% of FP17s Relating to Continuations	1	666	0.2%	0.9%	0.9%
% of Patients satisfied with the dentistry they have received	2	3	N/A	93.1%	93.9%
% of Patients satisfied with the time they had to wait for an appointment	2	3	N/A	85.8%	88.4%

* This is based on patients treated on this contract for their most recent course of treatment. Figures in italics indicate the base number of FP17s or Patient Questionnaire responses are less than 100. N/A is shown where the base number of responses is less than 10 during the period. % is calculated as Quantity/Base number*100

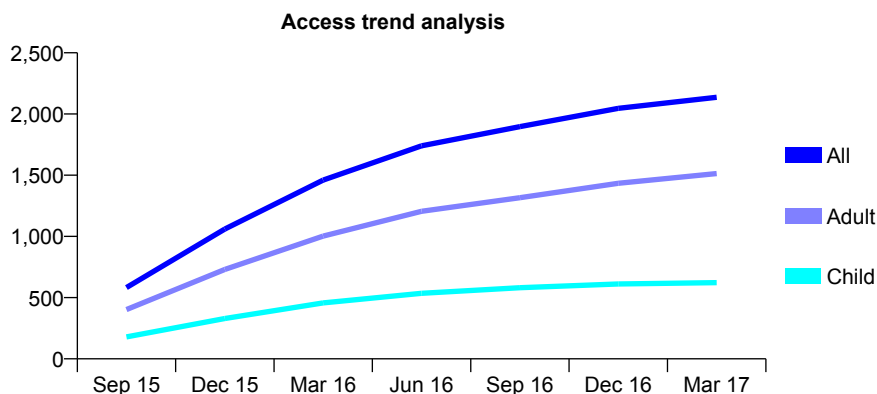
7A6 - Vital Signs At a Glance Contract Report for 309966/0002 - Year end March 2017

Name or company name	MR SJ PARRY
Contract type name	GDS Contract
Purpose of contract	General
Contract start date	06/07/2015
Contract end date	

16/17 Contracted general activity (UDA)	8,381
Carry forward general activity (UDA)	0
16/17 Contracted orthodontic activity (UOA)	0
Carry forward orthodontic activity (UOA)	0
Baseline contract value	£307,668.17

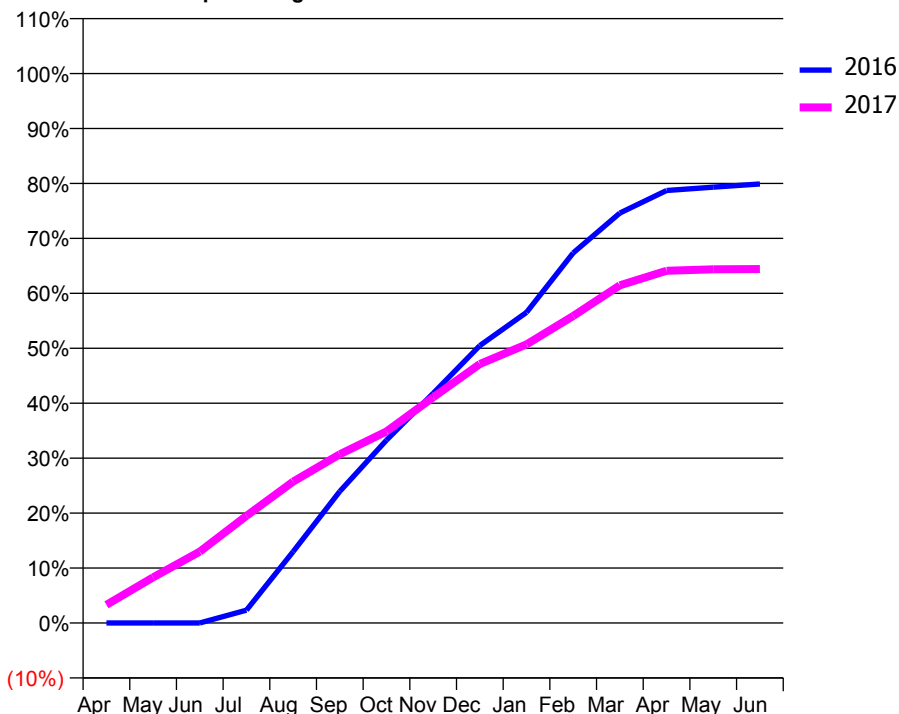
ACCESS*

Patients seen in 24 months	Total	Change since previous quarter
Quarter ending March 2016	1,460	
Quarter ending June 2016	1,740	↑
Quarter ending September 2016	1,897	↑
Quarter ending December 2016	2,046	↑
Quarter ending March 2017	2,137	↑
Variance since March 2016	46.4%	↑



ACTIVITY

Cumulative percentage of contracted UDA delivered 2016 & 2017



Adjusted Scheduled Activity (UDA)

Month	2016	2017
April	0	278
May	0	696
June	0	1,090
July	153	1,633
August	844	2,156
September	1,557	2,574
October	2,163	2,922
November	2,716	3,442
December	3,280	3,951
January	3,673	4,251
February	4,377	4,683
March	4,848	5,151
April	5,115	5,372
May	5,154	5,395
June	5,192	5,399

QUALITY

	Quantity	Base Number	Contract	LHB	Wales
% of FP17s for the same patient ID Re-attending within 3 months - Children	32	579	5.5%	8.9%	11.3%
% of FP17s for the same patient ID Re-attending within 3 months - Adults	188	1,364	13.8%	15.8%	16.7%
% of FP17s for the same patient ID Re-attending between 3 & 9 months - Children	160	579	27.6%	57.0%	58.0%
% of FP17s for the same patient ID Re-attending between 3 & 9 months - Adults	404	1,364	29.6%	53.2%	53.7%
% of FP17s for Band 1 Urgent Courses	107	1,919	5.6%	9.4%	8.9%
% of FP17s Relating to Free Repair or Replacements	14	1,919	0.7%	0.8%	0.7%
% of FP17s Relating to Continuations	3	1,919	0.2%	0.9%	0.9%
% of Patients satisfied with the dentistry they have received	11	11	100.0%	93.1%	93.9%
% of Patients satisfied with the time they had to wait for an appointment	8	11	72.7%	85.8%	88.4%

* This is based on patients treated on this contract for their most recent course of treatment. Figures in italics indicate the base number of FP17s or Patient Questionnaire responses are less than 100. N/A is shown where the base number of responses is less than 10 during the period. % is calculated as Quantity/Base number*100

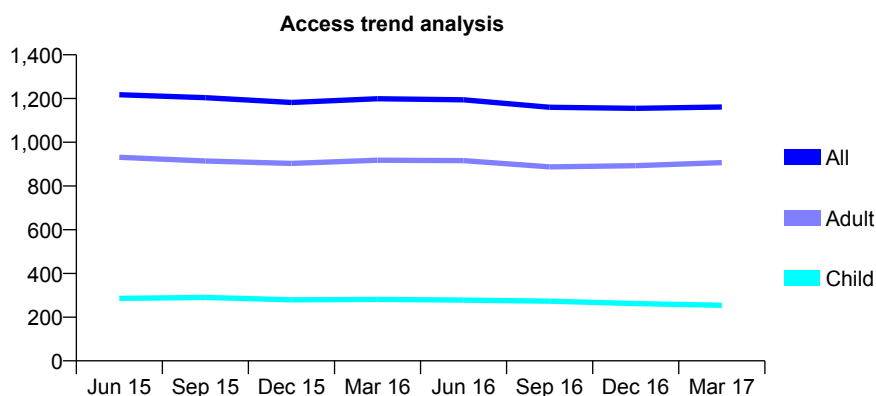
7A6 - Vital Signs At a Glance Contract Report for 326429/0003 - Year end March 2017

Name or company name	MR AJ MATTHEWS
Contract type name	GDS Contract
Purpose of contract	General
Contract start date	01/04/2006
Contract end date	

16/17 Contracted general activity (UDA)	4,372
Carry forward general activity (UDA)	175
16/17 Contracted orthodontic activity (UOA)	0
Carry forward orthodontic activity (UOA)	0
Baseline contract value	£106,718.90

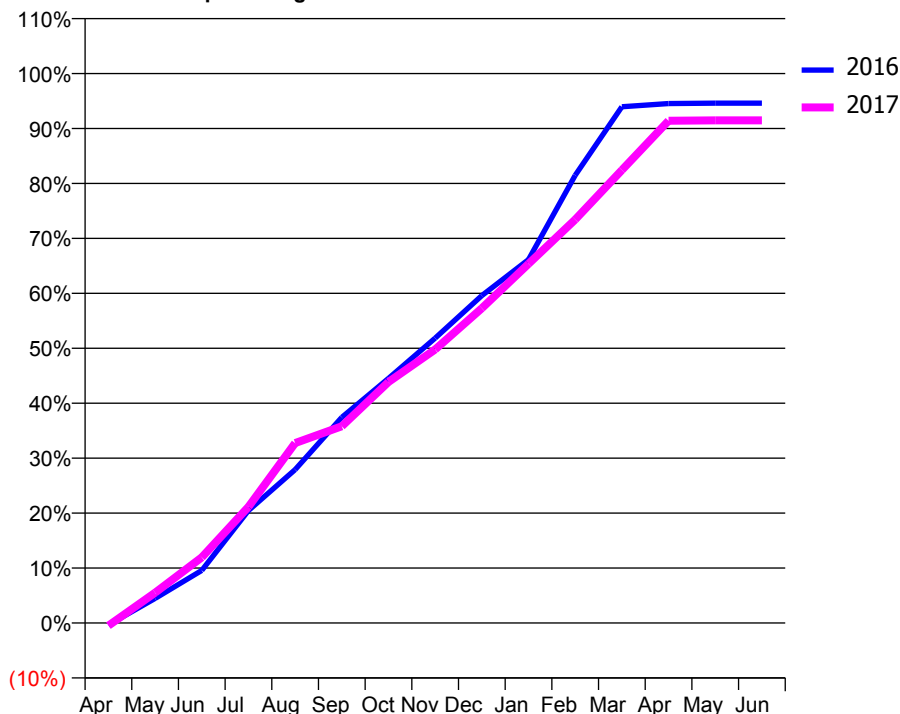
ACCESS*

Patients seen in 24 months	Total	Change since previous quarter
Quarter ending March 2016	1,199	
Quarter ending June 2016	1,194	→
Quarter ending September 2016	1,160	↓
Quarter ending December 2016	1,155	→
Quarter ending March 2017	1,161	→
Variance since March 2016	(3.2%)	↓



ACTIVITY

Cumulative percentage of contracted UDA delivered 2016 & 2017



Adjusted Scheduled Activity (UDA)

Month	2016	2017
April	-16	-22
May	196	241
June	418	523
July	895	925
August	1,221	1,431
September	1,636	1,565
October	1,946	1,918
November	2,266	2,177
December	2,605	2,504
January	2,892	2,858
February	3,562	3,210
March	4,108	3,604
April	4,133	3,996
May	4,136	3,999
June	4,136	3,999

QUALITY

	Quantity	Base Number	Contract	LHB	Wales
% of FP17s for the same patient ID Re-attending within 3 months - Children	19	336	5.7%	8.9%	11.3%
% of FP17s for the same patient ID Re-attending within 3 months - Adults	268	1,372	19.5%	15.8%	16.7%
% of FP17s for the same patient ID Re-attending between 3 & 9 months - Children	204	336	60.7%	57.0%	58.0%
% of FP17s for the same patient ID Re-attending between 3 & 9 months - Adults	727	1,372	53.0%	53.2%	53.7%
% of FP17s for Band 1 Urgent Courses	305	1,819	16.8%	9.4%	8.9%
% of FP17s Relating to Free Repair or Replacements	17	1,819	0.9%	0.8%	0.7%
% of FP17s Relating to Continuations	30	1,819	1.6%	0.9%	0.9%
% of Patients satisfied with the dentistry they have received	6	6	N/A	93.1%	93.9%
% of Patients satisfied with the time they had to wait for an appointment	6	6	N/A	85.8%	88.4%

* This is based on patients treated on this contract for their most recent course of treatment. Figures in italics indicate the base number of FP17s or Patient Questionnaire responses are less than 100. N/A is shown where the base number of responses is less than 10 during the period. % is calculated as Quantity/Base number*100

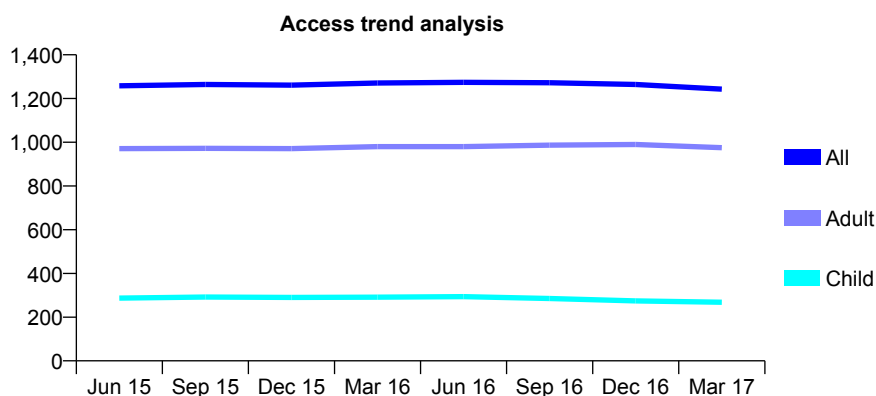
7A6 - Vital Signs At a Glance Contract Report for 327190/0001 - Year end March 2017

Name or company name	MR AV JONES
Contract type name	GDS Contract
Purpose of contract	General
Contract start date	01/04/2006
Contract end date	

16/17 Contracted general activity (UDA)	5,103
Carry forward general activity (UDA)	176
16/17 Contracted orthodontic activity (UOA)	0
Carry forward orthodontic activity (UOA)	0
Baseline contract value	£124,804.05

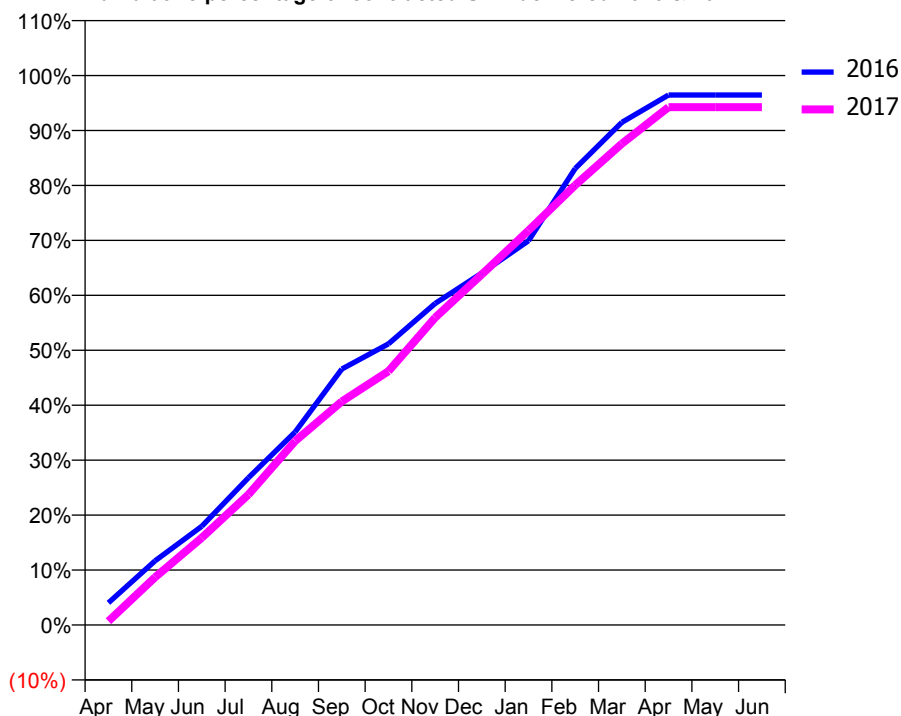
ACCESS*

Patients seen in 24 months	Total	Change since previous quarter
Quarter ending March 2016	1,271	
Quarter ending June 2016	1,274	→
Quarter ending September 2016	1,272	→
Quarter ending December 2016	1,264	→
Quarter ending March 2017	1,243	↓
Variance since March 2016	(2.2%)	↓



ACTIVITY

Cumulative percentage of contracted UDA delivered 2016 & 2017



Month	Adjusted Scheduled Activity (UDA)	
	2016	2017
April	207	35
May	597	443
June	917	810
July	1,367	1,212
August	1,792	1,709
September	2,376	2,076
October	2,611	2,357
November	2,987	2,855
December	3,269	3,256
January	3,569	3,664
February	4,239	4,084
March	4,667	4,470
April	4,922	4,809
May	4,922	4,809
June	4,922	4,809

QUALITY

	Quantity	Base Number	Contract	LHB	Wales
% of FP17s for the same patient ID Re-attending within 3 months - Children	59	458	12.9%	8.9%	11.3%
% of FP17s for the same patient ID Re-attending within 3 months - Adults	245	1,603	15.3%	15.8%	16.7%
% of FP17s for the same patient ID Re-attending between 3 & 9 months - Children	273	458	59.6%	57.0%	58.0%
% of FP17s for the same patient ID Re-attending between 3 & 9 months - Adults	975	1,603	60.8%	53.2%	53.7%
% of FP17s for Band 1 Urgent Courses	214	2,055	10.4%	9.4%	8.9%
% of FP17s Relating to Free Repair or Replacements	0	2,055	0.0%	0.8%	0.7%
% of FP17s Relating to Continuations	26	2,055	1.3%	0.9%	0.9%
% of Patients satisfied with the dentistry they have received	11	11	100.0%	93.1%	93.9%
% of Patients satisfied with the time they had to wait for an appointment	11	11	100.0%	85.8%	88.4%

* This is based on patients treated on this contract for their most recent course of treatment. Figures in italics indicate the base number of FP17s or Patient Questionnaire responses are less than 100. N/A is shown where the base number of responses is less than 10 during the period. % is calculated as Quantity/Base number*100

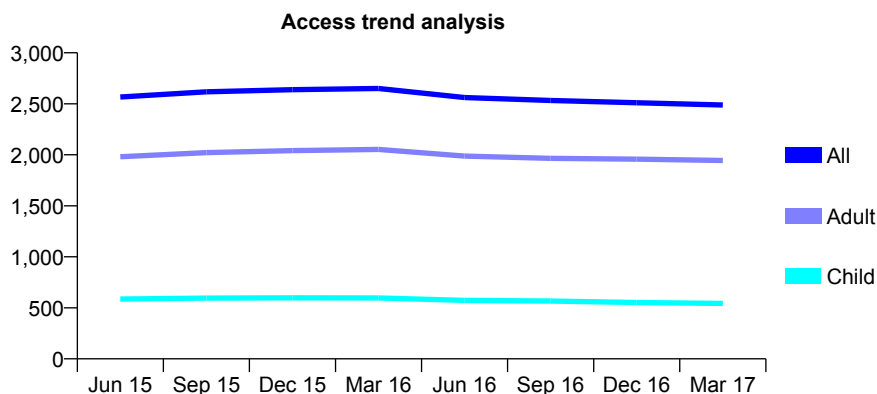
7A6 - Vital Signs At a Glance Contract Report for 332151/0001 - Year end March 2017

Name or company name	MISS LA GRIFFITHS
Contract type name	GDS Contract
Purpose of contract	General
Contract start date	01/04/2006
Contract end date	

16/17 Contracted general activity (UDA)	5,896
Carry forward general activity (UDA)	-129
16/17 Contracted orthodontic activity (UOA)	0
Carry forward orthodontic activity (UOA)	0
Baseline contract value	£143,745.70

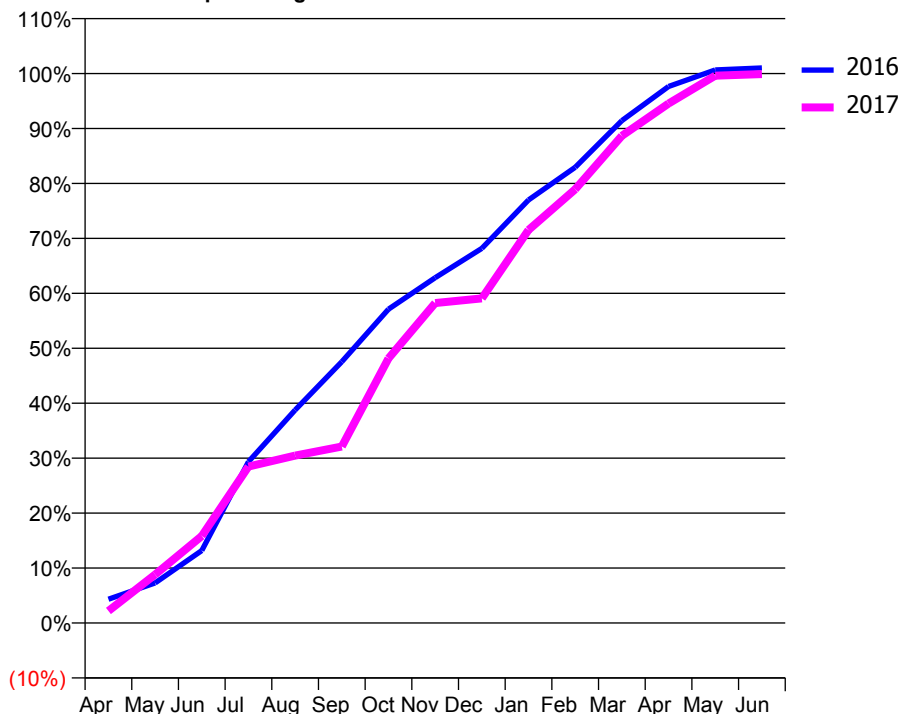
ACCESS*

Patients seen in 24 months	Total	Change since previous quarter
Quarter ending March 2016	2,650	
Quarter ending June 2016	2,561	↓
Quarter ending September 2016	2,533	↓
Quarter ending December 2016	2,510	→
Quarter ending March 2017	2,488	→
Variance since March 2016	(6.1%)	↓



ACTIVITY

Cumulative percentage of contracted UDA delivered 2016 & 2017



Month	Adjusted Scheduled Activity (UDA)	
	2016	2017
April	255	129
May	430	521
June	777	933
July	1,731	1,679
August	2,285	1,797
September	2,804	1,893
October	3,368	2,840
November	3,705	3,434
December	4,020	3,483
January	4,540	4,217
February	4,889	4,654
March	5,390	5,227
April	5,757	5,573
May	5,935	5,872
June	5,956	5,890

QUALITY

	Quantity	Base Number	Contract	LHB	Wales
% of FP17s for the same patient ID Re-attending within 3 months - Children	56	759	7.4%	8.9%	11.3%
% of FP17s for the same patient ID Re-attending within 3 months - Adults	290	2,499	11.6%	15.8%	16.7%
% of FP17s for the same patient ID Re-attending between 3 & 9 months - Children	432	759	56.9%	57.0%	58.0%
% of FP17s for the same patient ID Re-attending between 3 & 9 months - Adults	1,197	2,499	47.9%	53.2%	53.7%
% of FP17s for Band 1 Urgent Courses	265	3,329	8.0%	9.4%	8.9%
% of FP17s Relating to Free Repair or Replacements	39	3,329	1.2%	0.8%	0.7%
% of FP17s Relating to Continuations	12	3,329	0.4%	0.9%	0.9%
% of Patients satisfied with the dentistry they have received	11	11	100.0%	93.1%	93.9%
% of Patients satisfied with the time they had to wait for an appointment	10	11	90.9%	85.8%	88.4%

* This is based on patients treated on this contract for their most recent course of treatment. Figures in italics indicate the base number of FP17s or Patient Questionnaire responses are less than 100. N/A is shown where the base number of responses is less than 10 during the period. % is calculated as Quantity/Base number*100

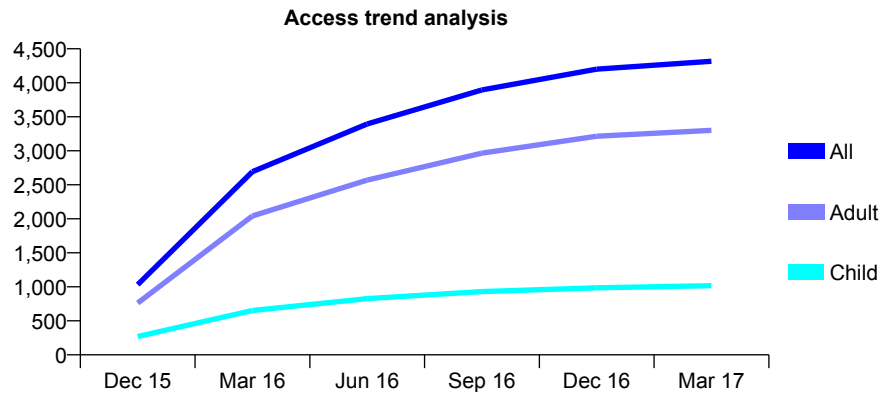
7A6 - Vital Signs At a Glance Contract Report for 349593/0001 - Year end March 2017

Name or company name	MR DJ SRIVASTAVA
Contract type name	GDS Contract
Purpose of contract	General
Contract start date	01/10/2015
Contract end date	

16/17 Contracted general activity (UDA)	14,233
Carry forward general activity (UDA)	259
16/17 Contracted orthodontic activity (UOA)	0
Carry forward orthodontic activity (UOA)	0
Baseline contract value	£355,139.00

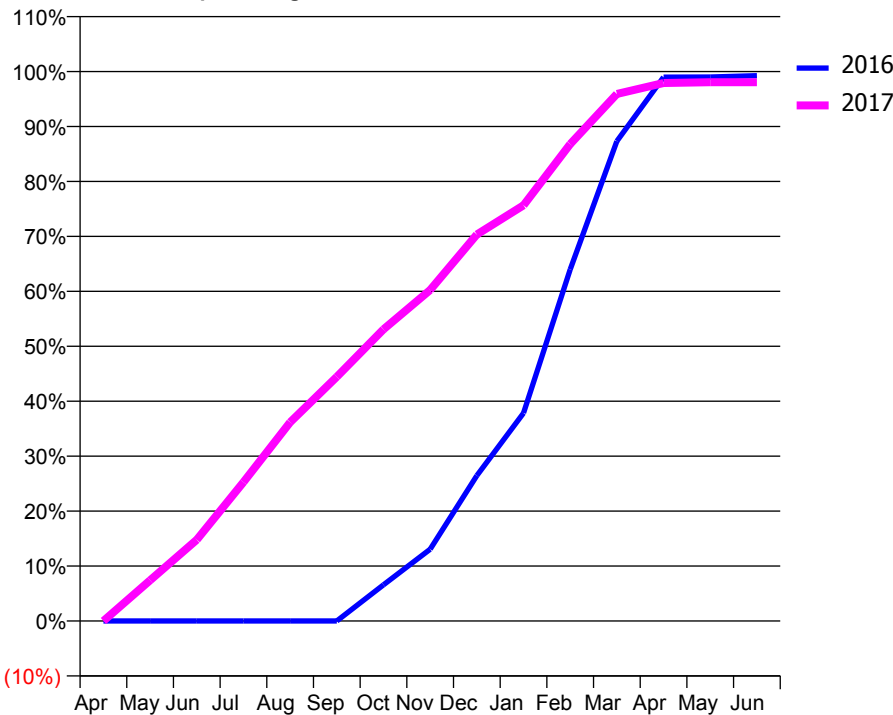
ACCESS*

Patients seen in 24 months	Total	Change since previous quarter
Quarter ending March 2016	2,693	
Quarter ending June 2016	3,395	↑
Quarter ending September 2016	3,896	↑
Quarter ending December 2016	4,200	↑
Quarter ending March 2017	4,317	↑
Variance since March 2016	60.3%	↑



ACTIVITY

Cumulative percentage of contracted UDA delivered 2016 & 2017



Month	Adjusted Scheduled Activity (UDA)	
	2016	2017
April	0	0
May	0	1,055
June	0	2,105
July	0	3,597
August	0	5,149
September	0	6,325
October	448	7,555
November	888	8,574
December	1,800	10,010
January	2,574	10,768
February	4,349	12,352
March	5,938	13,653
April	6,729	13,935
May	6,730	13,955
June	6,747	13,956

QUALITY

	Quantity	Base Number	Contract	LHB	Wales
% of FP17s for the same patient ID Re-attending within 3 months - Children	123	1,597	7.7%	8.9%	11.3%
% of FP17s for the same patient ID Re-attending within 3 months - Adults	653	4,930	13.2%	15.8%	16.7%
% of FP17s for the same patient ID Re-attending between 3 & 9 months - Children	744	1,597	46.6%	57.0%	58.0%
% of FP17s for the same patient ID Re-attending between 3 & 9 months - Adults	2,118	4,930	43.0%	53.2%	53.7%
% of FP17s for Band 1 Urgent Courses	429	6,308	6.8%	9.4%	8.9%
% of FP17s Relating to Free Repair or Replacements	85	6,308	1.3%	0.8%	0.7%
% of FP17s Relating to Continuations	40	6,308	0.6%	0.9%	0.9%
% of Patients satisfied with the dentistry they have received	12	12	100.0%	93.1%	93.9%
% of Patients satisfied with the time they had to wait for an appointment	12	12	100.0%	85.8%	88.4%

* This is based on patients treated on this contract for their most recent course of treatment. Figures in italics indicate the base number of FP17s or Patient Questionnaire responses are less than 100. N/A is shown where the base number of responses is less than 10 during the period. % is calculated as Quantity/Base number*100

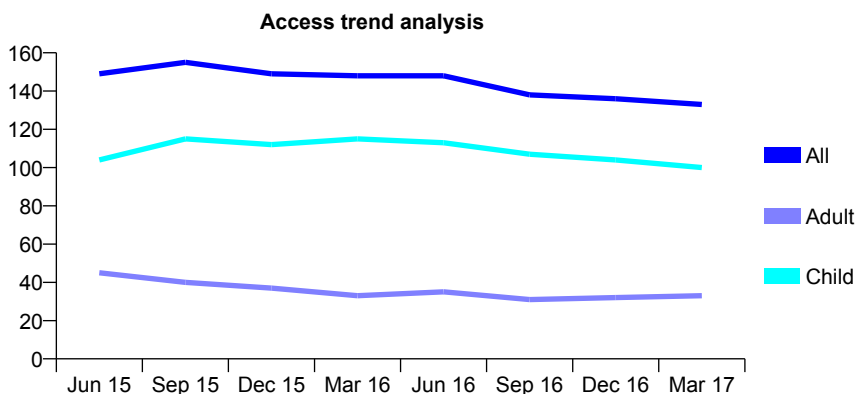
7A6 - Vital Signs At a Glance Contract Report for 566705/0001 - Year end March 2017

Name or company name	MR MR BREEZE
Contract type name	GDS Contract
Purpose of contract	General
Contract start date	01/04/2006
Contract end date	

16/17 Contracted general activity (UDA)	270
Carry forward general activity (UDA)	0
16/17 Contracted orthodontic activity (UOA)	0
Carry forward orthodontic activity (UOA)	0
Baseline contract value	£5,623.84

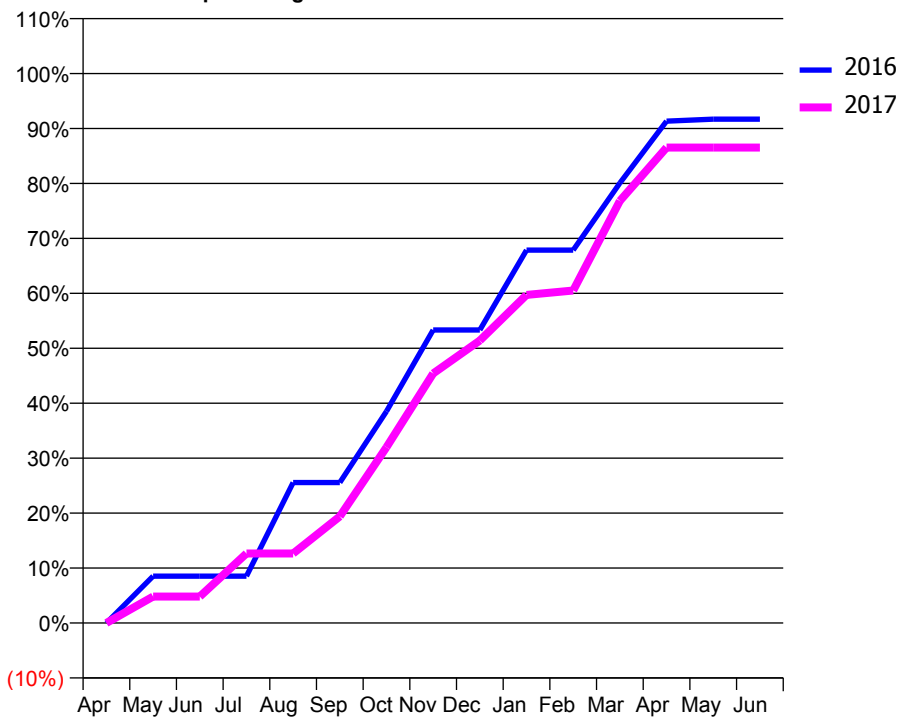
ACCESS*

Patients seen in 24 months	Total	Change since previous quarter
Quarter ending March 2016	148	
Quarter ending June 2016	148	→
Quarter ending September 2016	138	↓
Quarter ending December 2016	136	↓
Quarter ending March 2017	133	↓
Variance since March 2016	(10.1%)	↓



ACTIVITY

Cumulative percentage of contracted UDA delivered 2016 & 2017



Month	Adjusted Scheduled Activity (UDA)	
	2016	2017
April	0	0
May	23	13
June	23	13
July	23	34
August	69	34
September	69	52
October	104	86
November	144	123
December	144	139
January	183	161
February	183	163
March	216	207
April	247	234
May	248	234
June	248	234

QUALITY

	Quantity	Base Number	Contract	LHB	Wales
% of FP17s for the same patient ID Re-attending within 3 months - Children	7	156	4.5%	8.9%	11.3%
% of FP17s for the same patient ID Re-attending within 3 months - Adults	1	18	5.6%	15.8%	16.7%
% of FP17s for the same patient ID Re-attending between 3 & 9 months - Children	97	156	62.2%	57.0%	58.0%
% of FP17s for the same patient ID Re-attending between 3 & 9 months - Adults	6	18	33.3%	53.2%	53.7%
% of FP17s for Band 1 Urgent Courses	8	165	4.8%	9.4%	8.9%
% of FP17s Relating to Free Repair or Replacements	0	165	0.0%	0.8%	0.7%
% of FP17s Relating to Continuations	0	165	0.0%	0.9%	0.9%
% of Patients satisfied with the dentistry they have received	0	0	N/A	93.1%	93.9%
% of Patients satisfied with the time they had to wait for an appointment	0	0	N/A	85.8%	88.4%

* This is based on patients treated on this contract for their most recent course of treatment. Figures in italics indicate the base number of FP17s or Patient Questionnaire responses are less than 100. N/A is shown where the base number of responses is less than 10 during the period. % is calculated as Quantity/Base number*100

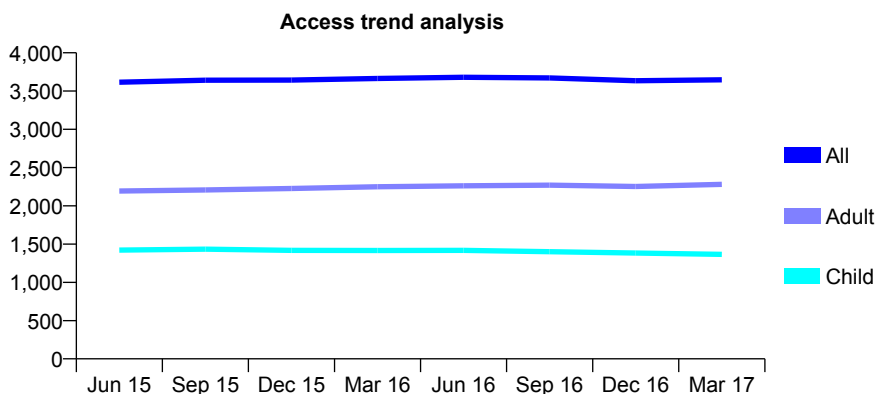
7A6 - Vital Signs At a Glance Contract Report for 577650/0001 - Year end March 2017

Name or company name	MISS SD WILKINS
Contract type name	GDS Contract
Purpose of contract	General
Contract start date	01/04/2006
Contract end date	

16/17 Contracted general activity (UDA)	13,571
Carry forward general activity (UDA)	54
16/17 Contracted orthodontic activity (UOA)	0
Carry forward orthodontic activity (UOA)	0
Baseline contract value	£317,827.49

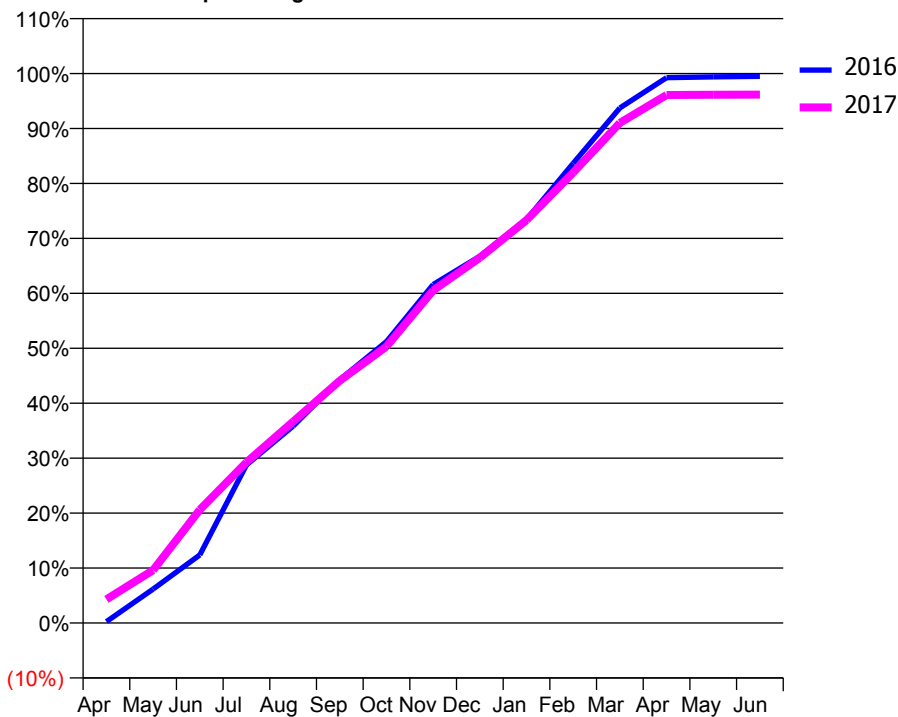
ACCESS*

Patients seen in 24 months	Total	Change since previous quarter
Quarter ending March 2016	3,665	
Quarter ending June 2016	3,680	→
Quarter ending September 2016	3,671	→
Quarter ending December 2016	3,635	→
Quarter ending March 2017	3,647	→
Variance since March 2016	(0.5%)	→



ACTIVITY

Cumulative percentage of contracted UDA delivered 2016 & 2017



Month	Adjusted Scheduled Activity (UDA)	
	2016	2017
April	34	584
May	838	1,305
June	1,683	2,798
July	3,906	3,972
August	4,862	4,973
September	6,012	5,986
October	6,951	6,830
November	8,361	8,214
December	9,059	9,021
January	9,966	9,952
February	11,353	11,126
March	12,720	12,351
April	13,469	13,041
May	13,487	13,048
June	13,499	13,050

QUALITY

	Quantity	Base Number	Contract	LHB	Wales
% of FP17s for the same patient ID Re-attending within 3 months - Children	164	2,493	6.6%	8.9%	11.3%
% of FP17s for the same patient ID Re-attending within 3 months - Adults	601	3,910	15.4%	15.8%	16.7%
% of FP17s for the same patient ID Re-attending between 3 & 9 months - Children	1,710	2,493	68.6%	57.0%	58.0%
% of FP17s for the same patient ID Re-attending between 3 & 9 months - Adults	2,463	3,910	63.0%	53.2%	53.7%
% of FP17s for Band 1 Urgent Courses	309	6,363	4.9%	9.4%	8.9%
% of FP17s Relating to Free Repair or Replacements	88	6,363	1.4%	0.8%	0.7%
% of FP17s Relating to Continuations	77	6,363	1.2%	0.9%	0.9%
% of Patients satisfied with the dentistry they have received	9	10	90.0%	93.1%	93.9%
% of Patients satisfied with the time they had to wait for an appointment	10	10	100.0%	85.8%	88.4%

* This is based on patients treated on this contract for their most recent course of treatment. Figures in italics indicate the base number of FP17s or Patient Questionnaire responses are less than 100. N/A is shown where the base number of responses is less than 10 during the period. % is calculated as Quantity/Base number*100

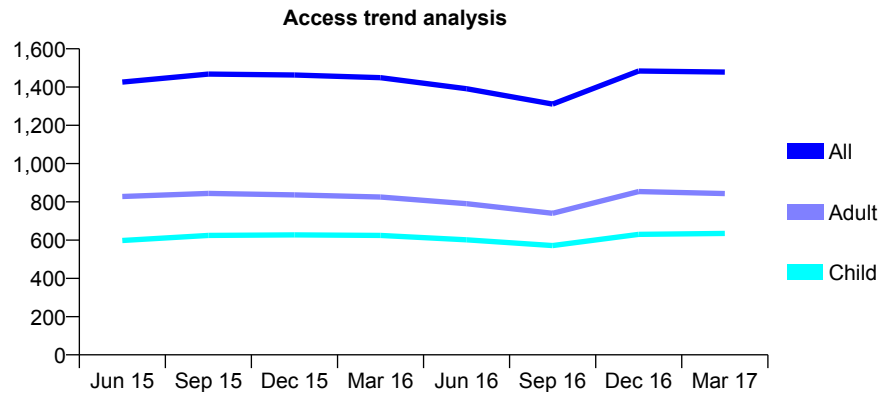
7A6 - Vital Signs At a Glance Contract Report for 629251/0002 - Year end March 2017

Name or company name	MR PL DAVIES
Contract type name	GDS Contract
Purpose of contract	General
Contract start date	01/04/2006
Contract end date	

16/17 Contracted general activity (UDA)	4,094
Carry forward general activity (UDA)	0
16/17 Contracted orthodontic activity (UOA)	0
Carry forward orthodontic activity (UOA)	0
Baseline contract value	£108,129.18

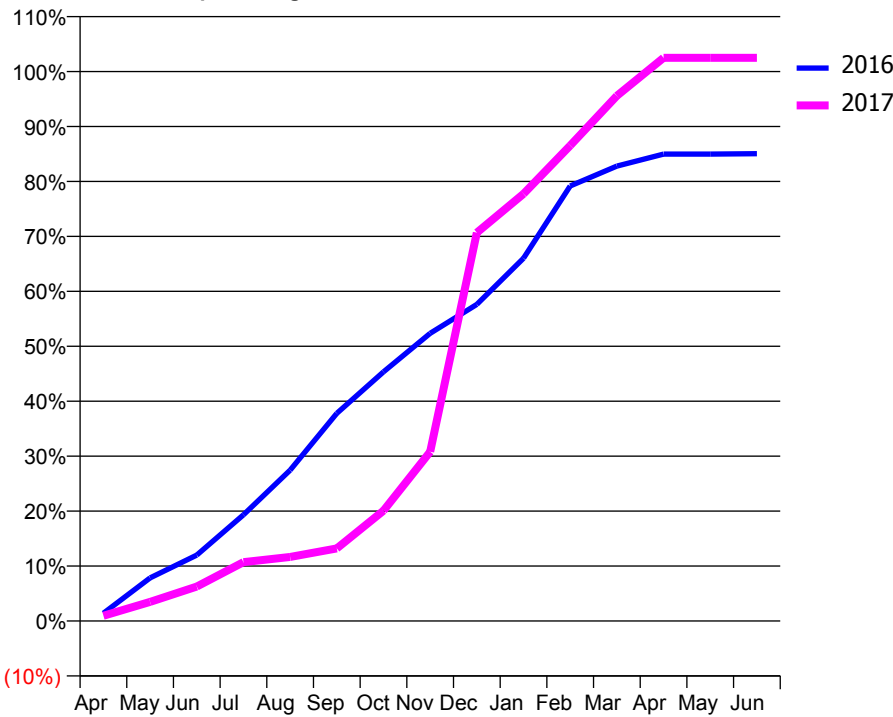
ACCESS*

Patients seen in 24 months	Total	Change since previous quarter
Quarter ending March 2016	1,449	
Quarter ending June 2016	1,391	↓
Quarter ending September 2016	1,311	↓
Quarter ending December 2016	1,484	↑
Quarter ending March 2017	1,478	→
Variance since March 2016	2.0%	↑



ACTIVITY

Cumulative percentage of contracted UDA delivered 2016 & 2017



Month	Adjusted Scheduled Activity (UDA)	
	2016	2017
April	58	39
May	321	142
June	491	257
July	791	438
August	1,124	478
September	1,547	541
October	1,856	823
November	2,143	1,262
December	2,359	2,893
January	2,703	3,183
February	3,241	3,542
March	3,389	3,913
April	3,479	4,196
May	3,479	4,196
June	3,482	4,196

QUALITY

	Quantity	Base Number	Contract	LHB	Wales
% of FP17s for the same patient ID Re-attending within 3 months - Children	27	624	4.3%	8.9%	11.3%
% of FP17s for the same patient ID Re-attending within 3 months - Adults	102	859	11.9%	15.8%	16.7%
% of FP17s for the same patient ID Re-attending between 3 & 9 months - Children	112	624	17.9%	57.0%	58.0%
% of FP17s for the same patient ID Re-attending between 3 & 9 months - Adults	271	859	31.5%	53.2%	53.7%
% of FP17s for Band 1 Urgent Courses	133	1,391	9.6%	9.4%	8.9%
% of FP17s Relating to Free Repair or Replacements	0	1,391	0.0%	0.8%	0.7%
% of FP17s Relating to Continuations	3	1,391	0.2%	0.9%	0.9%
% of Patients satisfied with the dentistry they have received	2	2	N/A	93.1%	93.9%
% of Patients satisfied with the time they had to wait for an appointment	2	2	N/A	85.8%	88.4%

* This is based on patients treated on this contract for their most recent course of treatment. Figures in italics indicate the base number of FP17s or Patient Questionnaire responses are less than 100. N/A is shown where the base number of responses is less than 10 during the period. % is calculated as Quantity/Base number*100

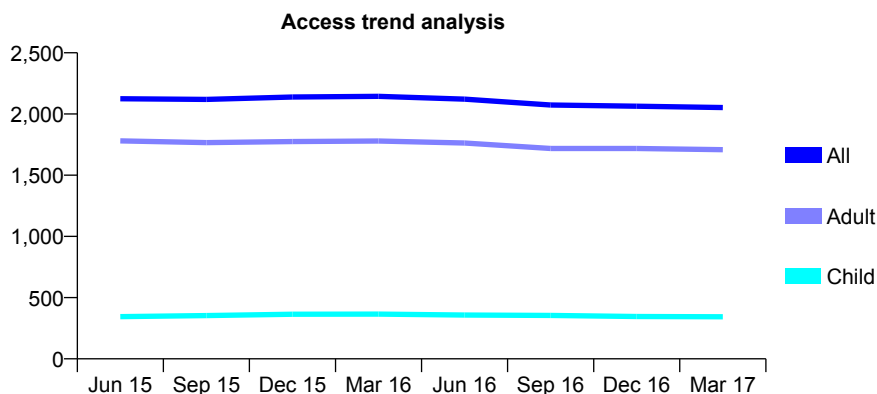
7A6 - Vital Signs At a Glance Contract Report for 641642/0001 - Year end March 2017

Name or company name	MR DS YOUNG
Contract type name	GDS Contract
Purpose of contract	General
Contract start date	01/04/2006
Contract end date	

16/17 Contracted general activity (UDA)	5,885
Carry forward general activity (UDA)	-294
16/17 Contracted orthodontic activity (UOA)	0
Carry forward orthodontic activity (UOA)	0
Baseline contract value	£174,480.25

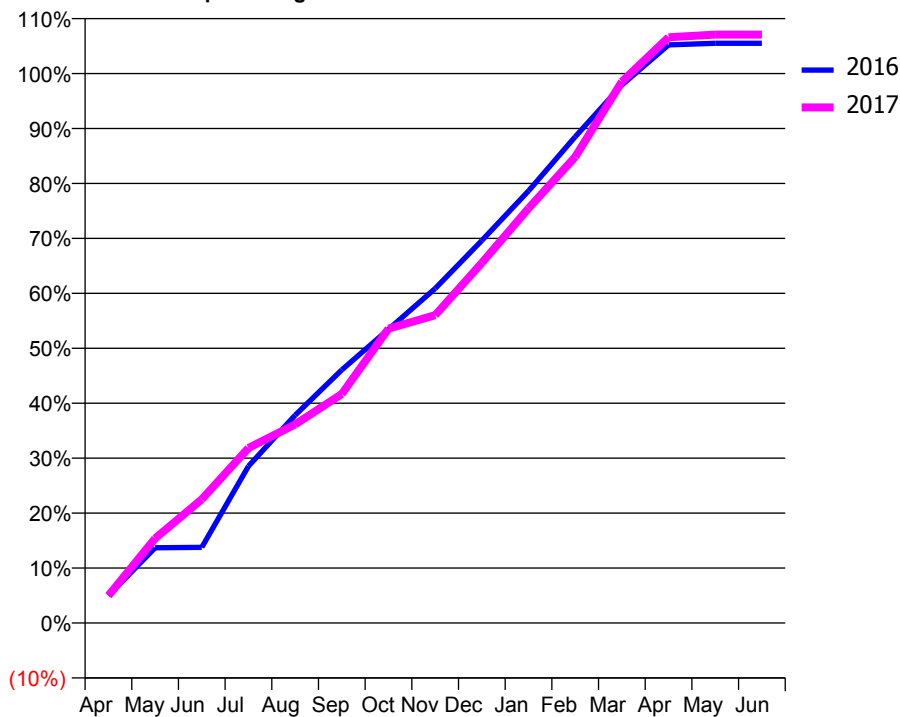
ACCESS*

Patients seen in 24 months	Total	Change since previous quarter
Quarter ending March 2016	2,144	
Quarter ending June 2016	2,121	↓
Quarter ending September 2016	2,073	↓
Quarter ending December 2016	2,064	→
Quarter ending March 2017	2,053	→
Variance since March 2016	(4.2%)	↓



ACTIVITY

Cumulative percentage of contracted UDA delivered 2016 & 2017



Adjusted Scheduled Activity (UDA)

Month	2016	2017
April	294	294
May	807	906
June	811	1,325
July	1,680	1,875
August	2,225	2,127
September	2,711	2,453
October	3,145	3,152
November	3,582	3,297
December	4,096	3,857
January	4,628	4,441
February	5,208	4,993
March	5,762	5,797
April	6,192	6,273
May	6,208	6,301
June	6,208	6,301

QUALITY

	Quantity	Base Number	Contract	LHB	Wales
% of FP17s for the same patient ID Re-attending within 3 months - Children	10	402	2.5%	8.9%	11.3%
% of FP17s for the same patient ID Re-attending within 3 months - Adults	150	2,126	7.1%	15.8%	16.7%
% of FP17s for the same patient ID Re-attending between 3 & 9 months - Children	145	402	36.1%	57.0%	58.0%
% of FP17s for the same patient ID Re-attending between 3 & 9 months - Adults	847	2,126	39.8%	53.2%	53.7%
% of FP17s for Band 1 Urgent Courses	190	2,550	7.5%	9.4%	8.9%
% of FP17s Relating to Free Repair or Replacements	9	2,550	0.4%	0.8%	0.7%
% of FP17s Relating to Continuations	14	2,550	0.5%	0.9%	0.9%
% of Patients satisfied with the dentistry they have received	5	6	N/A	93.1%	93.9%
% of Patients satisfied with the time they had to wait for an appointment	6	6	N/A	85.8%	88.4%

* This is based on patients treated on this contract for their most recent course of treatment. Figures in italics indicate the base number of FP17s or Patient Questionnaire responses are less than 100. N/A is shown where the base number of responses is less than 10 during the period. % is calculated as Quantity/Base number*100

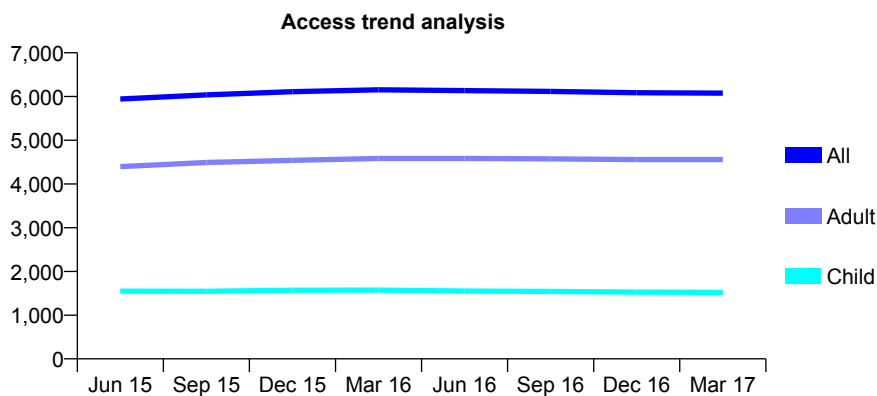
7A6 - Vital Signs At a Glance Contract Report for 643246/0001 - Year end March 2017

Name or company name	MR RD WILLNER
Contract type name	GDS Contract
Purpose of contract	General
Contract start date	01/04/2006
Contract end date	

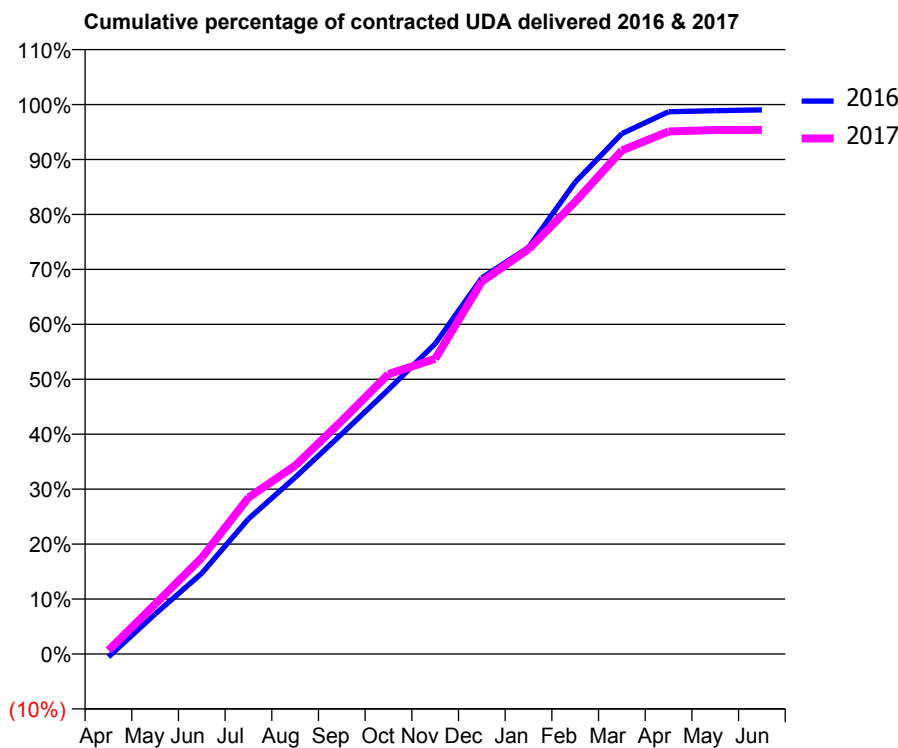
16/17 Contracted general activity (UDA)	20,810
Carry forward general activity (UDA)	-141
16/17 Contracted orthodontic activity (UOA)	0
Carry forward orthodontic activity (UOA)	0
Baseline contract value	£533,394.76

ACCESS*

Patients seen in 24 months	Total	Change since previous quarter
Quarter ending March 2016	6,155	
Quarter ending June 2016	6,134	→
Quarter ending September 2016	6,116	→
Quarter ending December 2016	6,086	→
Quarter ending March 2017	6,078	→
Variance since March 2016	(1.3%)	↓



ACTIVITY



Month	Adjusted Scheduled Activity (UDA)	
	2016	2017
April	-112	141
May	1,511	1,888
June	3,056	3,647
July	5,119	5,928
August	6,690	7,133
September	8,335	8,836
October	10,019	10,601
November	11,750	11,176
December	14,246	14,109
January	15,398	15,328
February	17,871	17,127
March	19,707	19,070
April	20,538	19,790
May	20,577	19,846
June	20,607	19,847

QUALITY

	Quantity	Base Number	Contract	LHB	Wales
% of FP17s for the same patient ID Re-attending within 3 months - Children	142	2,364	6.0%	8.9%	11.3%
% of FP17s for the same patient ID Re-attending within 3 months - Adults	935	7,022	13.3%	15.8%	16.7%
% of FP17s for the same patient ID Re-attending between 3 & 9 months - Children	1,562	2,364	66.1%	57.0%	58.0%
% of FP17s for the same patient ID Re-attending between 3 & 9 months - Adults	4,400	7,022	62.7%	53.2%	53.7%
% of FP17s for Band 1 Urgent Courses	626	9,378	6.7%	9.4%	8.9%
% of FP17s Relating to Free Repair or Replacements	31	9,378	0.3%	0.8%	0.7%
% of FP17s Relating to Continuations	184	9,378	2.0%	0.9%	0.9%
% of Patients satisfied with the dentistry they have received	27	28	96.4%	93.1%	93.9%
% of Patients satisfied with the time they had to wait for an appointment	25	28	89.3%	85.8%	88.4%

* This is based on patients treated on this contract for their most recent course of treatment. Figures in italics indicate the base number of FP17s or Patient Questionnaire responses are less than 100. N/A is shown where the base number of responses is less than 10 during the period. % is calculated as Quantity/Base number*100

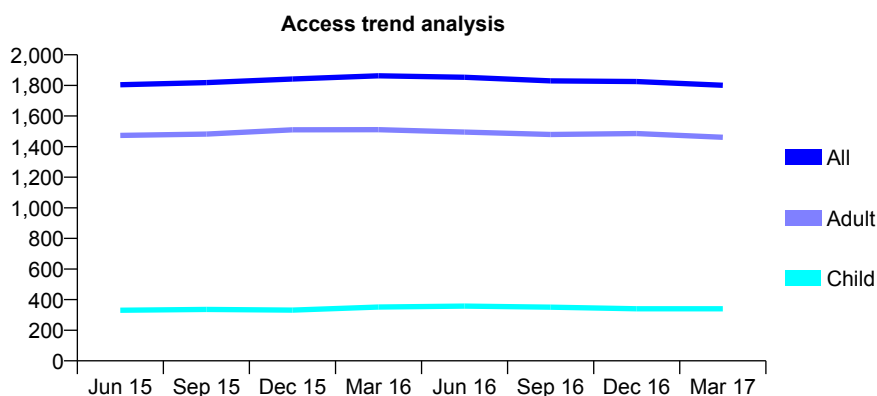
7A6 - Vital Signs At a Glance Contract Report for 674605/0001 - Year end March 2017

Name or company name	MRS LM PLANT
Contract type name	GDS Contract
Purpose of contract	General
Contract start date	01/04/2006
Contract end date	

16/17 Contracted general activity (UDA)	4,829
Carry forward general activity (UDA)	-172
16/17 Contracted orthodontic activity (UOA)	0
Carry forward orthodontic activity (UOA)	0
Baseline contract value	£109,441.83

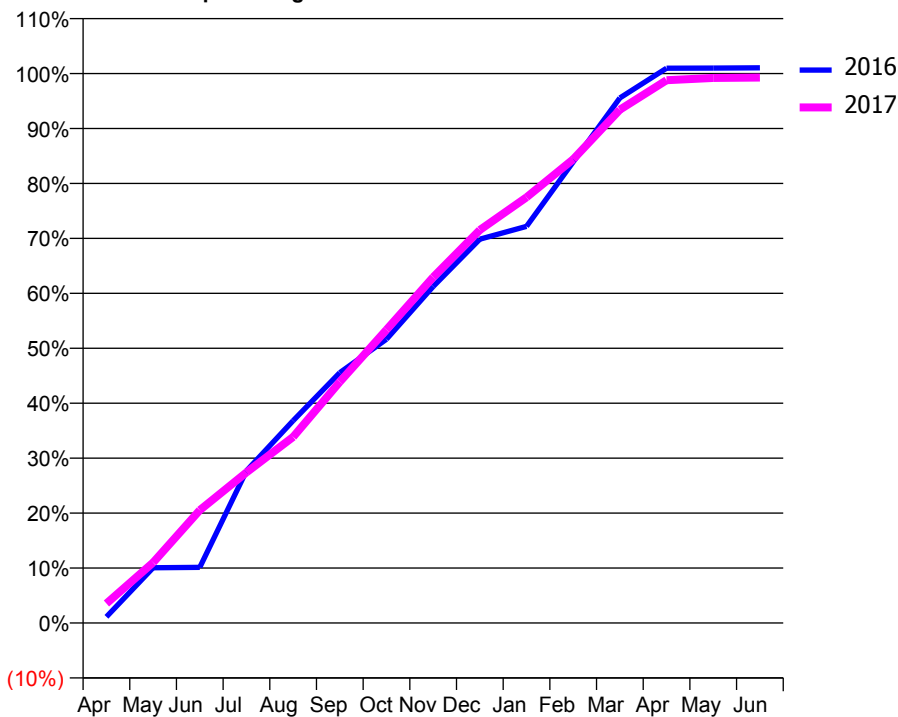
ACCESS*

Patients seen in 24 months	Total	Change since previous quarter
Quarter ending March 2016	1,863	
Quarter ending June 2016	1,853	→
Quarter ending September 2016	1,830	↓
Quarter ending December 2016	1,825	→
Quarter ending March 2017	1,801	↓
Variance since March 2016	(3.3%)	↓



ACTIVITY

Cumulative percentage of contracted UDA delivered 2016 & 2017



Month	Adjusted Scheduled Activity (UDA)	
	2016	2017
April	55	172
May	486	531
June	490	992
July	1,338	1,323
August	1,779	1,635
September	2,200	2,119
October	2,494	2,578
November	2,957	3,039
December	3,373	3,454
January	3,486	3,741
February	4,052	4,075
March	4,614	4,511
April	4,875	4,770
May	4,877	4,790
June	4,879	4,793

QUALITY

	Quantity	Base Number	Contract	LHB	Wales
% of FP17s for the same patient ID Re-attending within 3 months - Children	23	471	4.9%	8.9%	11.3%
% of FP17s for the same patient ID Re-attending within 3 months - Adults	228	2,038	11.2%	15.8%	16.7%
% of FP17s for the same patient ID Re-attending between 3 & 9 months - Children	287	471	60.9%	57.0%	58.0%
% of FP17s for the same patient ID Re-attending between 3 & 9 months - Adults	1,143	2,038	56.1%	53.2%	53.7%
% of FP17s for Band 1 Urgent Courses	222	2,491	8.9%	9.4%	8.9%
% of FP17s Relating to Free Repair or Replacements	15	2,491	0.6%	0.8%	0.7%
% of FP17s Relating to Continuations	4	2,491	0.2%	0.9%	0.9%
% of Patients satisfied with the dentistry they have received	10	11	90.9%	93.1%	93.9%
% of Patients satisfied with the time they had to wait for an appointment	7	11	63.6%	85.8%	88.4%

* This is based on patients treated on this contract for their most recent course of treatment. Figures in italics indicate the base number of FP17s or Patient Questionnaire responses are less than 100. N/A is shown where the base number of responses is less than 10 during the period. % is calculated as Quantity/Base number*100

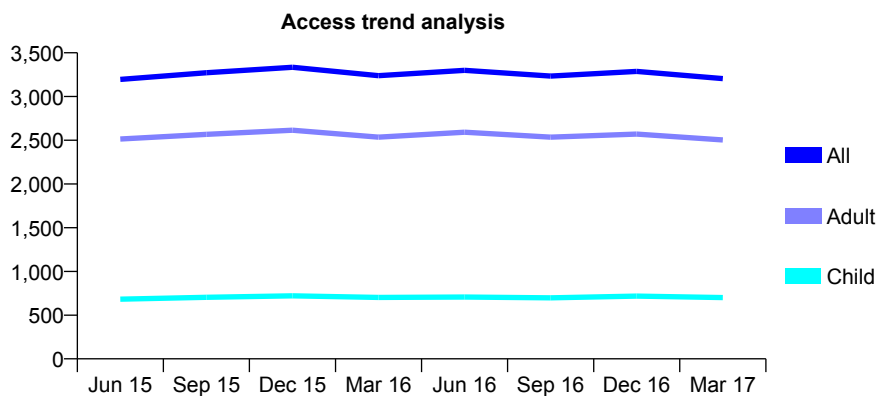
7A6 - Vital Signs At a Glance Contract Report for 680400/0001 - Year end March 2017

Name or company name	MR MA GLADSON
Contract type name	GDS Contract
Purpose of contract	General
Contract start date	01/04/2006
Contract end date	

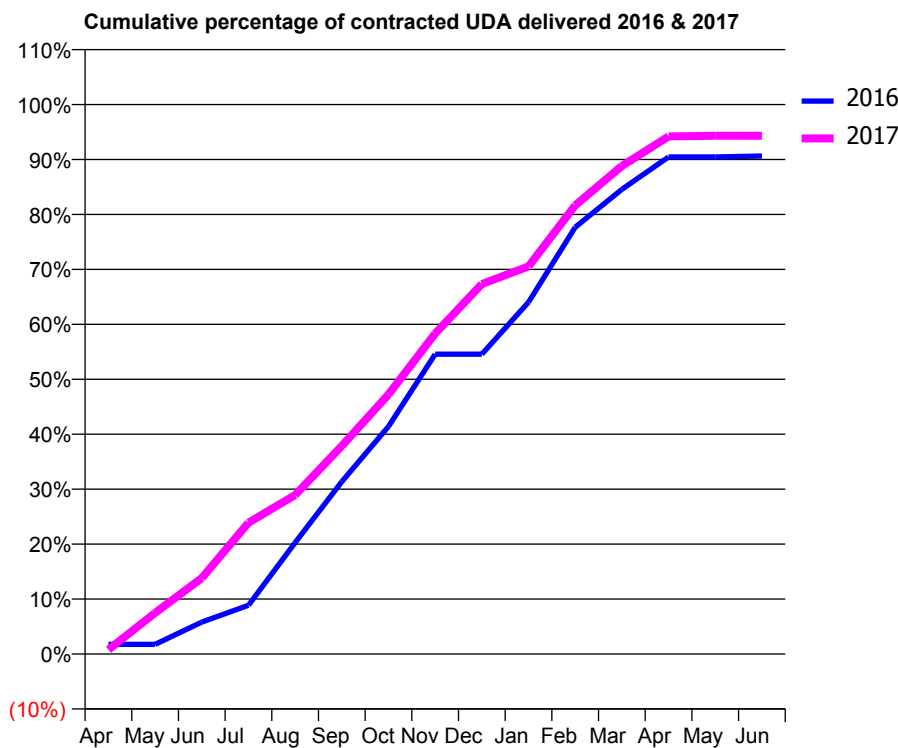
16/17 Contracted general activity (UDA)	7,920
Carry forward general activity (UDA)	237
16/17 Contracted orthodontic activity (UOA)	0
Carry forward orthodontic activity (UOA)	0
Baseline contract value	£240,059.74

ACCESS*

Patients seen in 24 months	Total	Change since previous quarter
Quarter ending March 2016	3,239	
Quarter ending June 2016	3,299	→
Quarter ending September 2016	3,234	↓
Quarter ending December 2016	3,287	→
Quarter ending March 2017	3,205	↓
Variance since March 2016	(1.0%)	↓



ACTIVITY



Month	Adjusted Scheduled Activity (UDA)	
	2016	2017
April	140	63
May	140	594
June	460	1,095
July	703	1,892
August	1,606	2,291
September	2,483	2,999
October	3,280	3,741
November	4,321	4,620
December	4,321	5,333
January	5,071	5,586
February	6,151	6,467
March	6,697	7,033
April	7,163	7,461
May	7,164	7,469
June	7,177	7,469

QUALITY

	Quantity	Base Number	Contract	LHB	Wales
% of FP17s for the same patient ID Re-attending within 3 months - Children	53	751	7.1%	8.9%	11.3%
% of FP17s for the same patient ID Re-attending within 3 months - Adults	534	2,817	19.0%	15.8%	16.7%
% of FP17s for the same patient ID Re-attending between 3 & 9 months - Children	180	751	24.0%	57.0%	58.0%
% of FP17s for the same patient ID Re-attending between 3 & 9 months - Adults	688	2,817	24.4%	53.2%	53.7%
% of FP17s for Band 1 Urgent Courses	769	3,558	21.6%	9.4%	8.9%
% of FP17s Relating to Free Repair or Replacements	54	3,558	1.5%	0.8%	0.7%
% of FP17s Relating to Continuations	77	3,558	2.2%	0.9%	0.9%
% of Patients satisfied with the dentistry they have received	22	24	91.7%	93.1%	93.9%
% of Patients satisfied with the time they had to wait for an appointment	23	24	95.8%	85.8%	88.4%

* This is based on patients treated on this contract for their most recent course of treatment. Figures in italics indicate the base number of FP17s or Patient Questionnaire responses are less than 100. N/A is shown where the base number of responses is less than 10 during the period. % is calculated as Quantity/Base number*100

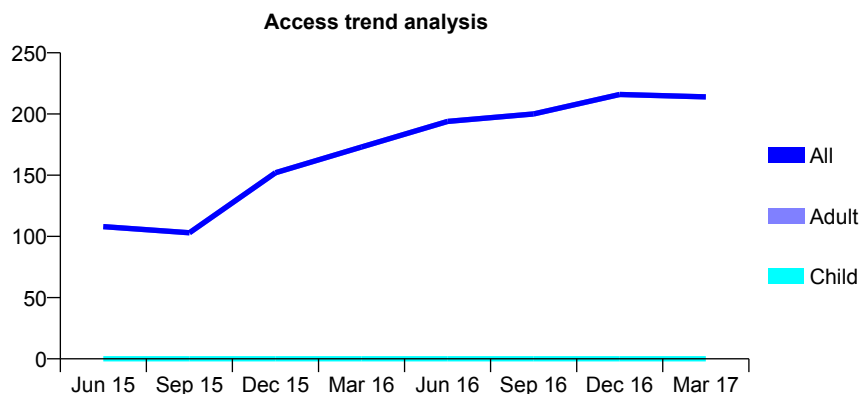
7A6 - Vital Signs At a Glance Contract Report for 680400/0002 - Year end March 2017

Name or company name	MR MA GLADSON
Contract type name	PDS Contract
Purpose of contract	General
Contract start date	01/06/2007
Contract end date	31/03/2020

16/17 Contracted general activity (UDA)	720
Carry forward general activity (UDA)	0
16/17 Contracted orthodontic activity (UOA)	0
Carry forward orthodontic activity (UOA)	0
Baseline contract value	£21,027.69

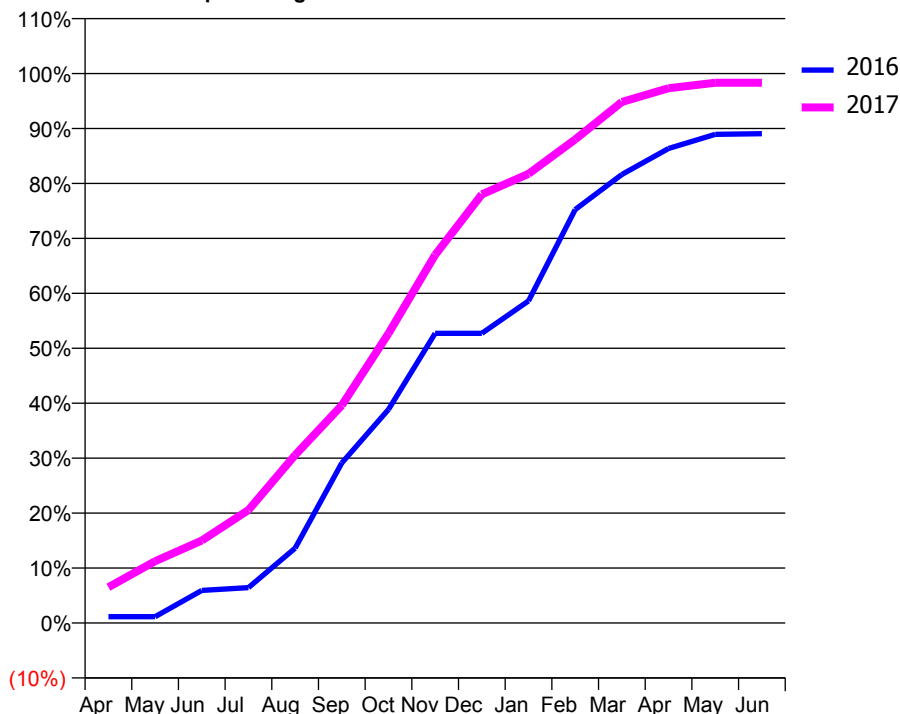
ACCESS*

Patients seen in 24 months	Total	Change since previous quarter
Quarter ending March 2016	173	
Quarter ending June 2016	194	↑
Quarter ending September 2016	200	↑
Quarter ending December 2016	216	↑
Quarter ending March 2017	214	→
Variance since March 2016	23.7%	↑



ACTIVITY

Cumulative percentage of contracted UDA delivered 2016 & 2017



Month	Adjusted Scheduled Activity (UDA)	
	2016	2017
April	9	47
May	9	81
June	46	108
July	50	148
August	106	220
September	227	285
October	303	379
November	411	482
December	411	562
January	457	589
February	587	634
March	637	683
April	674	701
May	694	708
June	695	708

QUALITY

	Quantity	Base Number	Contract	LHB	Wales
% of FP17s for the same patient ID Re-attending within 3 months - Children	0	0	N/A	8.9%	11.3%
% of FP17s for the same patient ID Re-attending within 3 months - Adults	19	156	12.2%	15.8%	16.7%
% of FP17s for the same patient ID Re-attending between 3 & 9 months - Children	0	0	N/A	57.0%	58.0%
% of FP17s for the same patient ID Re-attending between 3 & 9 months - Adults	21	156	13.5%	53.2%	53.7%
% of FP17s for Band 1 Urgent Courses	4	138	2.9%	9.4%	8.9%
% of FP17s Relating to Free Repair or Replacements	0	138	0.0%	0.8%	0.7%
% of FP17s Relating to Continuations	3	138	2.2%	0.9%	0.9%
% of Patients satisfied with the dentistry they have received	0	1	N/A	93.1%	93.9%
% of Patients satisfied with the time they had to wait for an appointment	1	1	N/A	85.8%	88.4%

* This is based on patients treated on this contract for their most recent course of treatment. Figures in italics indicate the base number of FP17s or Patient Questionnaire responses are less than 100. N/A is shown where the base number of responses is less than 10 during the period. % is calculated as Quantity/Base number*100

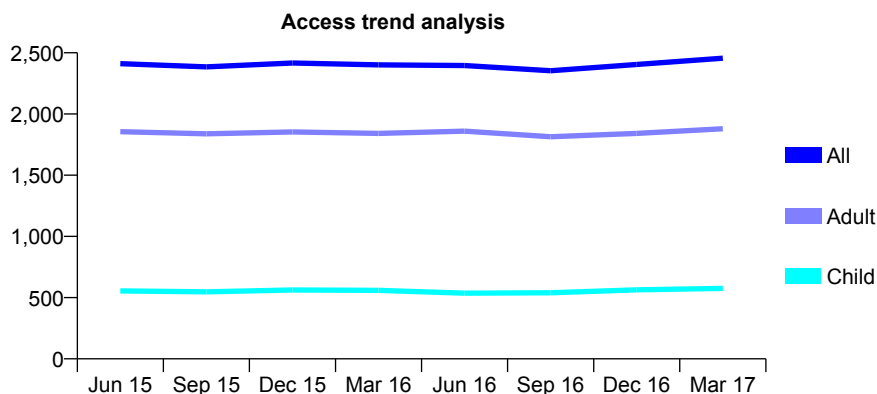
7A6 - Vital Signs At a Glance Contract Report for 729604/0001 - Year end March 2017

Name or company name	MR RE COLLINS
Contract type name	GDS Contract
Purpose of contract	General
Contract start date	01/04/2006
Contract end date	

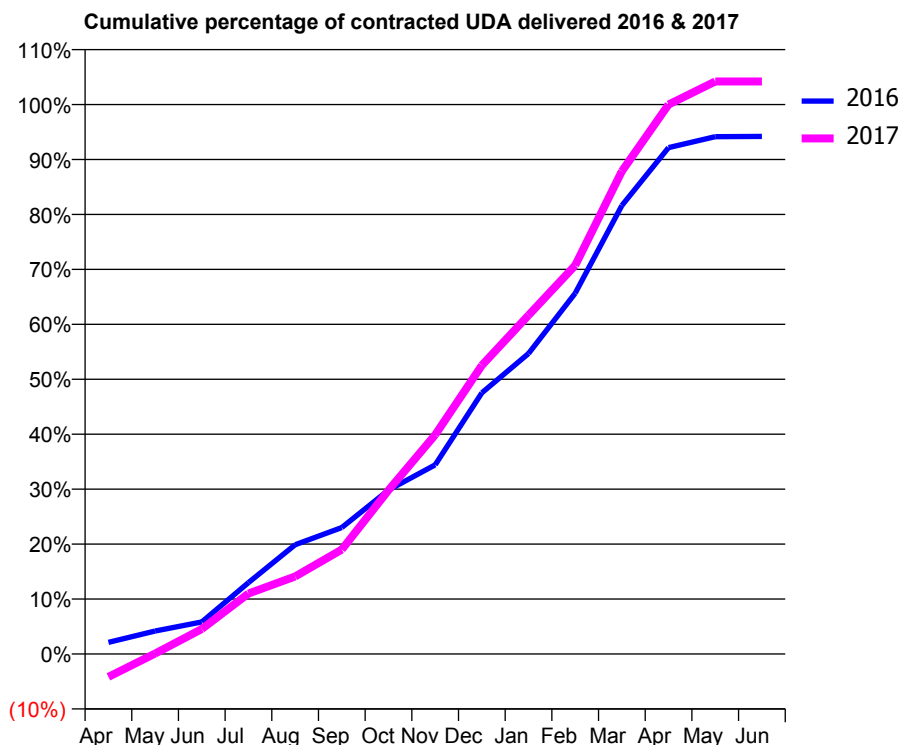
16/17 Contracted general activity (UDA)	6,819
Carry forward general activity (UDA)	286
16/17 Contracted orthodontic activity (UOA)	0
Carry forward orthodontic activity (UOA)	0
Baseline contract value	£167,690.42

ACCESS*

Patients seen in 24 months	Total	Change since previous quarter
Quarter ending March 2016	2,401	
Quarter ending June 2016	2,396	→
Quarter ending September 2016	2,354	↓
Quarter ending December 2016	2,405	↑
Quarter ending March 2017	2,456	↑
Variance since March 2016	2.3%	↑



ACTIVITY



Month	Adjusted Scheduled Activity (UDA)	
	2016	2017
April	144	-286
May	286	5
June	397	310
July	885	750
August	1,355	963
September	1,569	1,296
October	2,035	2,033
November	2,348	2,720
December	3,241	3,581
January	3,729	4,204
February	4,478	4,822
March	5,567	5,991
April	6,284	6,818
May	6,420	7,105
June	6,423	7,105

QUALITY

	Quantity	Base Number	Contract	LHB	Wales
% of FP17s for the same patient ID Re-attending within 3 months - Children	16	549	2.9%	8.9%	11.3%
% of FP17s for the same patient ID Re-attending within 3 months - Adults	73	1,823	4.0%	15.8%	16.7%
% of FP17s for the same patient ID Re-attending between 3 & 9 months - Children	120	549	21.9%	57.0%	58.0%
% of FP17s for the same patient ID Re-attending between 3 & 9 months - Adults	642	1,823	35.2%	53.2%	53.7%
% of FP17s for Band 1 Urgent Courses	0	2,417	0.0%	9.4%	8.9%
% of FP17s Relating to Free Repair or Replacements	6	2,417	0.2%	0.8%	0.7%
% of FP17s Relating to Continuations	12	2,417	0.5%	0.9%	0.9%
% of Patients satisfied with the dentistry they have received	4	4	N/A	93.1%	93.9%
% of Patients satisfied with the time they had to wait for an appointment	3	4	N/A	85.8%	88.4%

* This is based on patients treated on this contract for their most recent course of treatment. Figures in italics indicate the base number of FP17s or Patient Questionnaire responses are less than 100. N/A is shown where the base number of responses is less than 10 during the period. % is calculated as Quantity/Base number*100

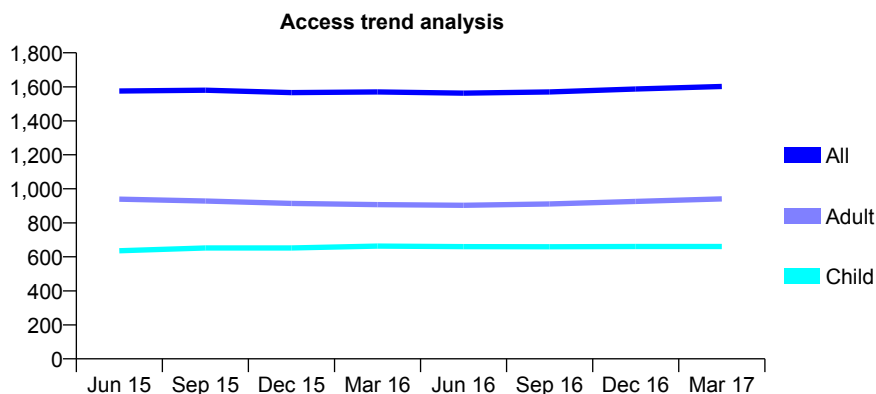
7A6 - Vital Signs At a Glance Contract Report for 738239/0001 - Year end March 2017

Name or company name	Angel Way Dental Care
Contract type name	GDS Contract
Purpose of contract	General
Contract start date	01/04/2006
Contract end date	

16/17 Contracted general activity (UDA)	6,374
Carry forward general activity (UDA)	0
16/17 Contracted orthodontic activity (UOA)	0
Carry forward orthodontic activity (UOA)	0
Baseline contract value	£185,020.54

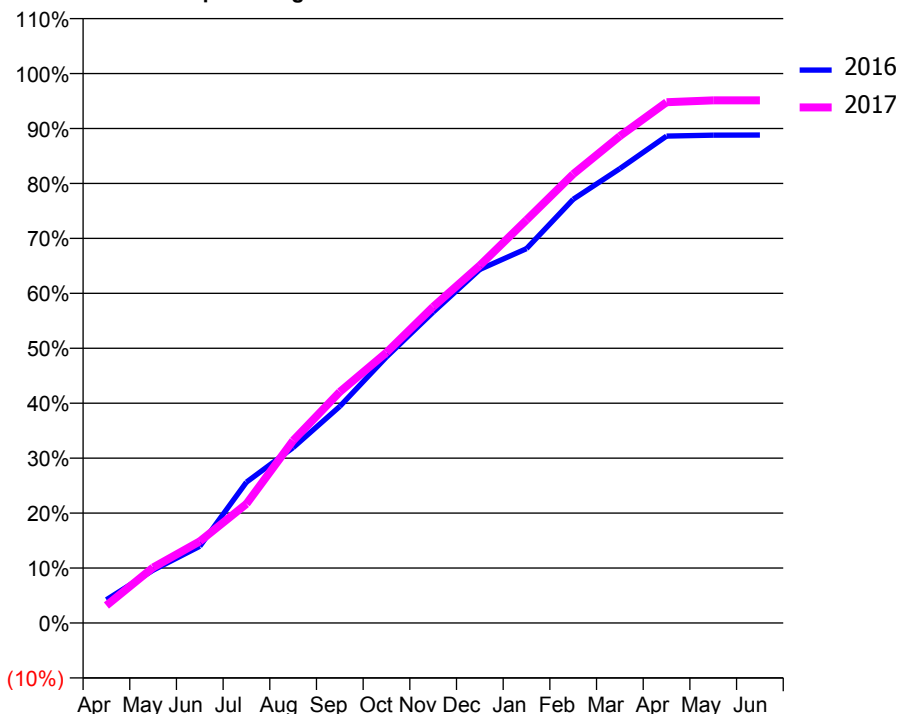
ACCESS*

Patients seen in 24 months	Total	Change since previous quarter
Quarter ending March 2016	1,570	
Quarter ending June 2016	1,563	→
Quarter ending September 2016	1,570	→
Quarter ending December 2016	1,587	→
Quarter ending March 2017	1,602	→
Variance since March 2016	2.0%	↑



ACTIVITY

Cumulative percentage of contracted UDA delivered 2016 & 2017



Month	Adjusted Scheduled Activity (UDA)	
	2016	2017
April	270	203
May	613	645
June	891	947
July	1,634	1,382
August	2,035	2,116
September	2,513	2,681
October	3,087	3,138
November	3,606	3,668
December	4,102	4,148
January	4,343	4,674
February	4,915	5,207
March	5,270	5,648
April	5,648	6,041
May	5,659	6,063
June	5,660	6,062

QUALITY

	Quantity	Base Number	Contract	LHB	Wales
% of FP17s for the same patient ID Re-attending within 3 months - Children	79	849	9.3%	8.9%	11.3%
% of FP17s for the same patient ID Re-attending within 3 months - Adults	219	1,165	18.8%	15.8%	16.7%
% of FP17s for the same patient ID Re-attending between 3 & 9 months - Children	408	849	48.1%	57.0%	58.0%
% of FP17s for the same patient ID Re-attending between 3 & 9 months - Adults	511	1,165	43.9%	53.2%	53.7%
% of FP17s for Band 1 Urgent Courses	10	2,038	0.5%	9.4%	8.9%
% of FP17s Relating to Free Repair or Replacements	0	2,038	0.0%	0.8%	0.7%
% of FP17s Relating to Continuations	0	2,038	0.0%	0.9%	0.9%
% of Patients satisfied with the dentistry they have received	9	10	90.0%	93.1%	93.9%
% of Patients satisfied with the time they had to wait for an appointment	10	10	100.0%	85.8%	88.4%

* This is based on patients treated on this contract for their most recent course of treatment. Figures in italics indicate the base number of FP17s or Patient Questionnaire responses are less than 100. N/A is shown where the base number of responses is less than 10 during the period. % is calculated as Quantity/Base number*100

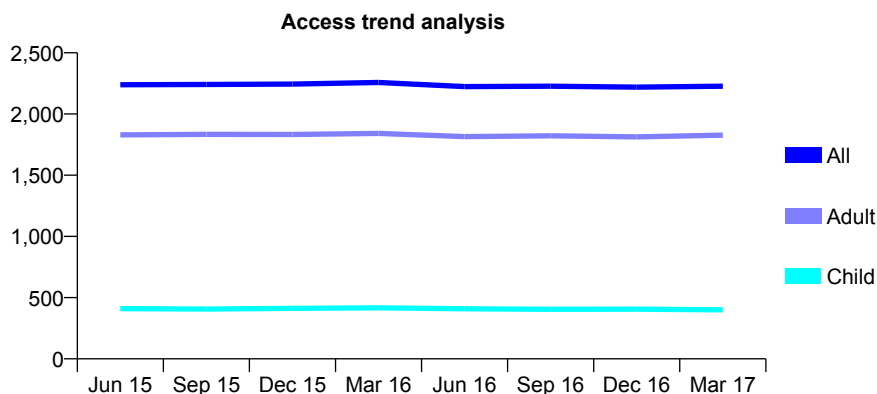
7A6 - Vital Signs At a Glance Contract Report for 742481/0001 - Year end March 2017

Name or company name	MISS J WOODWARD
Contract type name	GDS Contract
Purpose of contract	General
Contract start date	01/04/2006
Contract end date	

16/17 Contracted general activity (UDA)	6,911
Carry forward general activity (UDA)	327
16/17 Contracted orthodontic activity (UOA)	0
Carry forward orthodontic activity (UOA)	0
Baseline contract value	£143,837.62

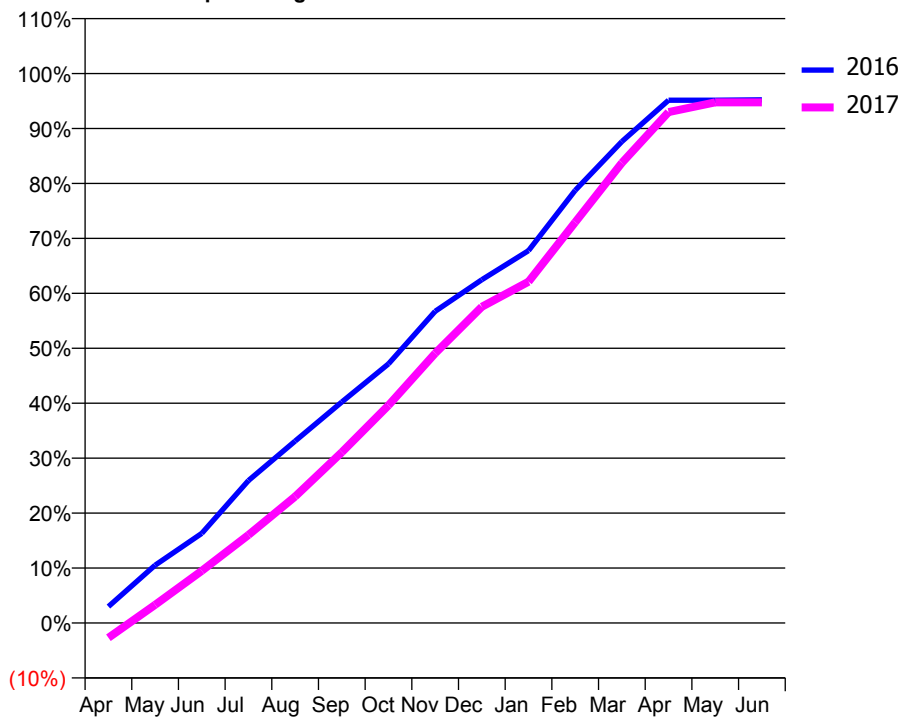
ACCESS*

Patients seen in 24 months	Total	Change since previous quarter
Quarter ending March 2016	2,258	
Quarter ending June 2016	2,224	↓
Quarter ending September 2016	2,227	→
Quarter ending December 2016	2,219	→
Quarter ending March 2017	2,227	→
Variance since March 2016	(1.4%)	↓



ACTIVITY

Cumulative percentage of contracted UDA delivered 2016 & 2017



Month	Adjusted Scheduled Activity (UDA)	
	2016	2017
April	207	-186
May	726	229
June	1,128	657
July	1,792	1,108
August	2,288	1,591
September	2,781	2,148
October	3,259	2,738
November	3,920	3,392
December	4,318	3,976
January	4,683	4,293
February	5,441	5,040
March	6,056	5,787
April	6,576	6,425
May	6,576	6,548
June	6,581	6,549

QUALITY

	Quantity	Base Number	Contract	LHB	Wales
% of FP17s for the same patient ID Re-attending within 3 months - Children	44	601	7.3%	8.9%	11.3%
% of FP17s for the same patient ID Re-attending within 3 months - Adults	354	2,343	15.1%	15.8%	16.7%
% of FP17s for the same patient ID Re-attending between 3 & 9 months - Children	365	601	60.7%	57.0%	58.0%
% of FP17s for the same patient ID Re-attending between 3 & 9 months - Adults	795	2,343	33.9%	53.2%	53.7%
% of FP17s for Band 1 Urgent Courses	223	3,055	7.3%	9.4%	8.9%
% of FP17s Relating to Free Repair or Replacements	27	3,055	0.9%	0.8%	0.7%
% of FP17s Relating to Continuations	71	3,055	2.3%	0.9%	0.9%
% of Patients satisfied with the dentistry they have received	13	13	100.0%	93.1%	93.9%
% of Patients satisfied with the time they had to wait for an appointment	10	13	76.9%	85.8%	88.4%

* This is based on patients treated on this contract for their most recent course of treatment. Figures in italics indicate the base number of FP17s or Patient Questionnaire responses are less than 100. N/A is shown where the base number of responses is less than 10 during the period. % is calculated as Quantity/Base number*100

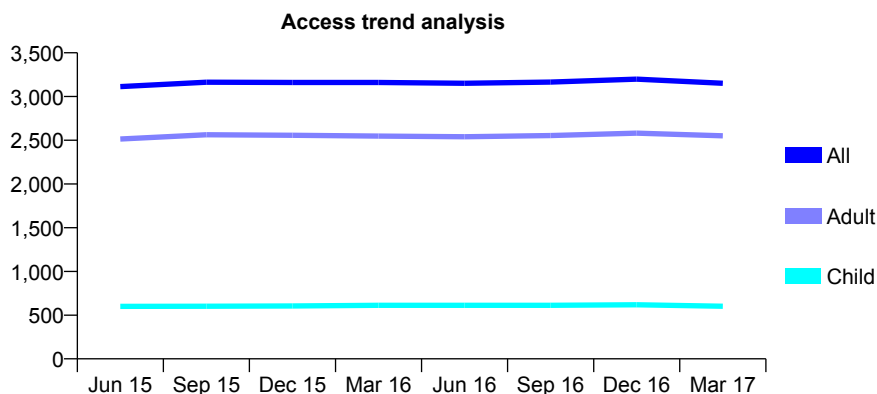
7A6 - Vital Signs At a Glance Contract Report for 767077/0001 - Year end March 2017

Name or company name	MISS N MAHMOOD
Contract type name	GDS Contract
Purpose of contract	General
Contract start date	01/04/2006
Contract end date	

16/17 Contracted general activity (UDA)	10,435
Carry forward general activity (UDA)	-180
16/17 Contracted orthodontic activity (UOA)	0
Carry forward orthodontic activity (UOA)	0
Baseline contract value	£244,073.80

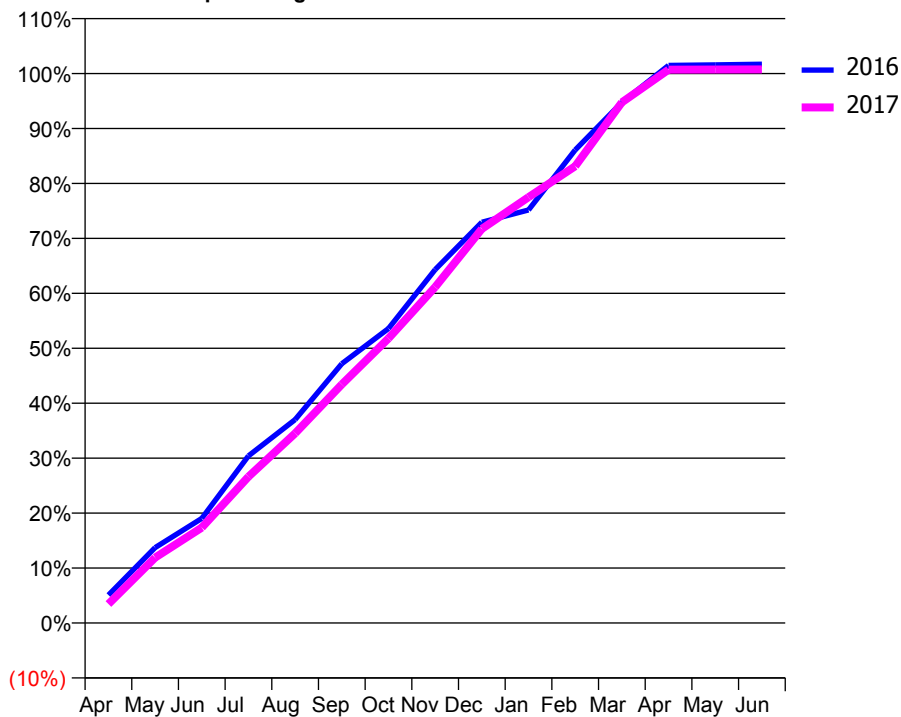
ACCESS*

Patients seen in 24 months	Total	Change since previous quarter
Quarter ending March 2016	3,161	
Quarter ending June 2016	3,152	→
Quarter ending September 2016	3,165	→
Quarter ending December 2016	3,199	→
Quarter ending March 2017	3,152	↓
Variance since March 2016	(0.3%)	→



ACTIVITY

Cumulative percentage of contracted UDA delivered 2016 & 2017



Month	Adjusted Scheduled Activity (UDA)	
	2016	2017
April	531	360
May	1,433	1,242
June	1,987	1,811
July	3,174	2,780
August	3,862	3,603
September	4,923	4,531
October	5,593	5,404
November	6,713	6,380
December	7,610	7,484
January	7,843	8,086
February	8,982	8,674
March	9,887	9,888
April	10,588	10,509
May	10,598	10,511
June	10,611	10,514

QUALITY

	Quantity	Base Number	Contract	LHB	Wales
% of FP17s for the same patient ID Re-attending within 3 months - Children	41	985	4.2%	8.9%	11.3%
% of FP17s for the same patient ID Re-attending within 3 months - Adults	345	4,151	8.3%	15.8%	16.7%
% of FP17s for the same patient ID Re-attending between 3 & 9 months - Children	695	985	70.6%	57.0%	58.0%
% of FP17s for the same patient ID Re-attending between 3 & 9 months - Adults	2,840	4,151	68.4%	53.2%	53.7%
% of FP17s for Band 1 Urgent Courses	273	5,061	5.4%	9.4%	8.9%
% of FP17s Relating to Free Repair or Replacements	24	5,061	0.5%	0.8%	0.7%
% of FP17s Relating to Continuations	33	5,061	0.7%	0.9%	0.9%
% of Patients satisfied with the dentistry they have received	24	25	96.0%	93.1%	93.9%
% of Patients satisfied with the time they had to wait for an appointment	19	25	76.0%	85.8%	88.4%

* This is based on patients treated on this contract for their most recent course of treatment. Figures in italics indicate the base number of FP17s or Patient Questionnaire responses are less than 100. N/A is shown where the base number of responses is less than 10 during the period. % is calculated as Quantity/Base number*100

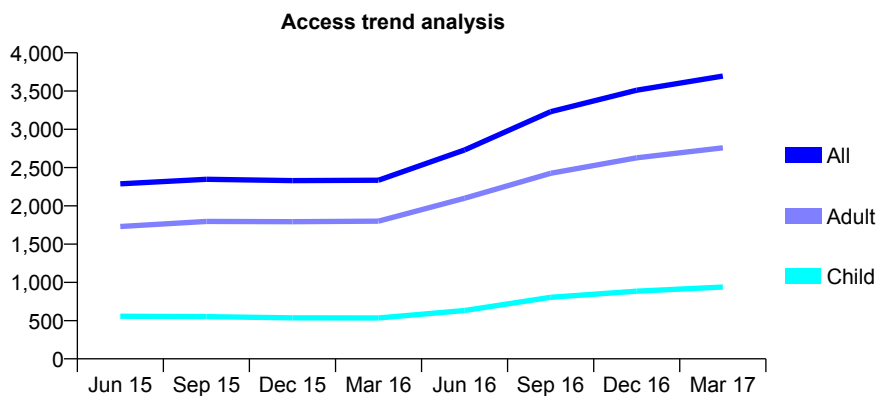
7A6 - Vital Signs At a Glance Contract Report for 782572/0001 - Year end March 2017

Name or company name	MR JD COOK
Contract type name	GDS Contract
Purpose of contract	General
Contract start date	01/08/2010
Contract end date	

16/17 Contracted general activity (UDA)	13,868
Carry forward general activity (UDA)	-527
16/17 Contracted orthodontic activity (UOA)	0
Carry forward orthodontic activity (UOA)	0
Baseline contract value	£294,817.37

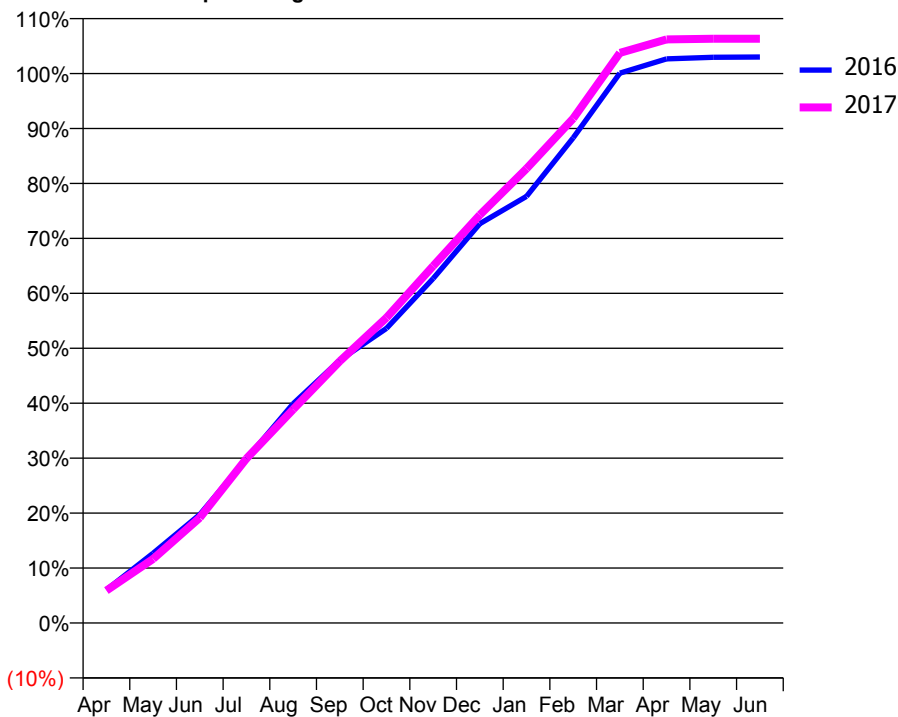
ACCESS*

Patients seen in 24 months	Total	Change since previous quarter
Quarter ending March 2016	2,334	
Quarter ending June 2016	2,731	↑
Quarter ending September 2016	3,230	↑
Quarter ending December 2016	3,511	↑
Quarter ending March 2017	3,696	↑
Variance since March 2016	58.4%	↑



ACTIVITY

Cumulative percentage of contracted UDA delivered 2016 & 2017



Month	Adjusted Scheduled Activity (UDA)	
	2016	2017
April	538	820
May	1,126	1,616
June	1,751	2,656
July	2,651	4,152
August	3,538	5,389
September	4,243	6,607
October	4,754	7,705
November	5,559	9,012
December	6,445	10,301
January	6,886	11,467
February	7,831	12,734
March	8,874	14,387
April	9,103	14,728
May	9,130	14,744
June	9,133	14,744

QUALITY

	Quantity	Base Number	Contract	LHB	Wales
% of FP17s for the same patient ID Re-attending within 3 months - Children	170	1,772	9.6%	8.9%	11.3%
% of FP17s for the same patient ID Re-attending within 3 months - Adults	750	4,805	15.6%	15.8%	16.7%
% of FP17s for the same patient ID Re-attending between 3 & 9 months - Children	906	1,772	51.1%	57.0%	58.0%
% of FP17s for the same patient ID Re-attending between 3 & 9 months - Adults	2,264	4,805	47.1%	53.2%	53.7%
% of FP17s for Band 1 Urgent Courses	761	6,610	11.5%	9.4%	8.9%
% of FP17s Relating to Free Repair or Replacements	40	6,610	0.6%	0.8%	0.7%
% of FP17s Relating to Continuations	77	6,610	1.2%	0.9%	0.9%
% of Patients satisfied with the dentistry they have received	25	25	100.0%	93.1%	93.9%
% of Patients satisfied with the time they had to wait for an appointment	25	25	100.0%	85.8%	88.4%

* This is based on patients treated on this contract for their most recent course of treatment. Figures in italics indicate the base number of FP17s or Patient Questionnaire responses are less than 100. N/A is shown where the base number of responses is less than 10 during the period. % is calculated as Quantity/Base number*100

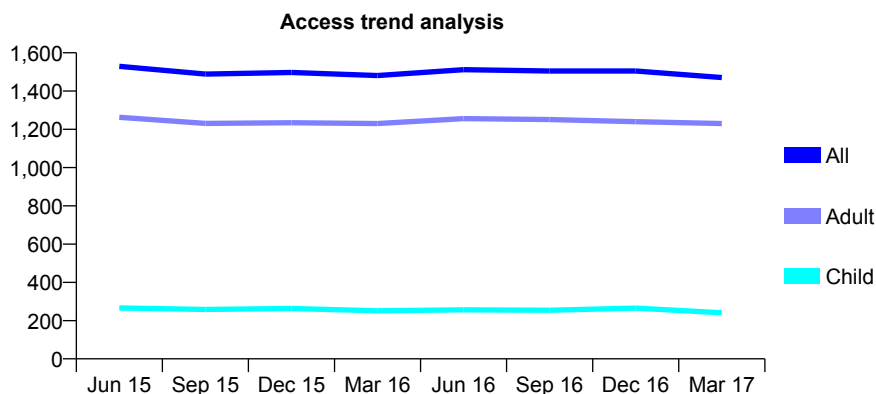
7A6 - Vital Signs At a Glance Contract Report for 801933/0002 - Year end March 2017

Name or company name	MR LH RICH
Contract type name	GDS Contract
Purpose of contract	General
Contract start date	06/05/2013
Contract end date	

16/17 Contracted general activity (UDA)	4,550
Carry forward general activity (UDA)	121
16/17 Contracted orthodontic activity (UOA)	0
Carry forward orthodontic activity (UOA)	0
Baseline contract value	£98,541.18

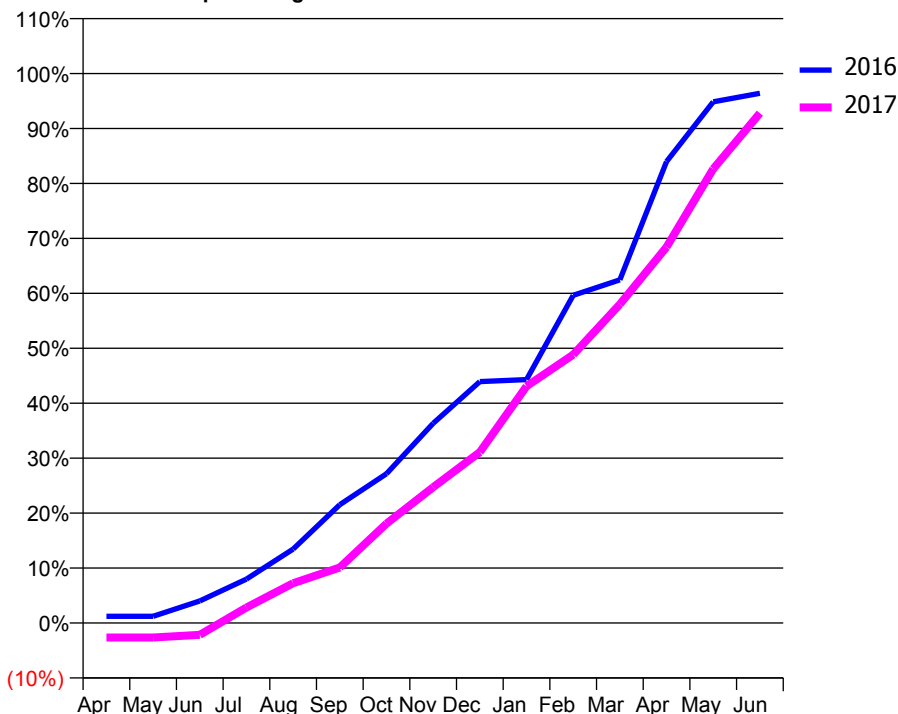
ACCESS*

Patients seen in 24 months	Total	Change since previous quarter
Quarter ending March 2016	1,481	
Quarter ending June 2016	1,512	↑
Quarter ending September 2016	1,505	→
Quarter ending December 2016	1,505	→
Quarter ending March 2017	1,471	↓
Variance since March 2016	(0.7%)	→



ACTIVITY

Cumulative percentage of contracted UDA delivered 2016 & 2017



Month	Adjusted Scheduled Activity (UDA)	
	2016	2017
April	56	-121
May	56	-121
June	182	-99
July	364	128
August	612	329
September	979	460
October	1,236	824
November	1,653	1,125
December	2,000	1,415
January	2,016	1,961
February	2,713	2,223
March	2,842	2,640
April	3,821	3,113
May	4,316	3,760
June	4,386	4,222

QUALITY

	Quantity	Base Number	Contract	LHB	Wales
% of FP17s for the same patient ID Re-attending within 3 months - Children	12	284	4.2%	8.9%	11.3%
% of FP17s for the same patient ID Re-attending within 3 months - Adults	162	1,471	11.0%	15.8%	16.7%
% of FP17s for the same patient ID Re-attending between 3 & 9 months - Children	87	284	30.6%	57.0%	58.0%
% of FP17s for the same patient ID Re-attending between 3 & 9 months - Adults	603	1,471	41.0%	53.2%	53.7%
% of FP17s for Band 1 Urgent Courses	2	1,741	0.1%	9.4%	8.9%
% of FP17s Relating to Free Repair or Replacements	23	1,741	1.3%	0.8%	0.7%
% of FP17s Relating to Continuations	0	1,741	0.0%	0.9%	0.9%
% of Patients satisfied with the dentistry they have received	9	10	90.0%	93.1%	93.9%
% of Patients satisfied with the time they had to wait for an appointment	6	10	60.0%	85.8%	88.4%

* This is based on patients treated on this contract for their most recent course of treatment. Figures in italics indicate the base number of FP17s or Patient Questionnaire responses are less than 100. N/A is shown where the base number of responses is less than 10 during the period. % is calculated as Quantity/Base number*100

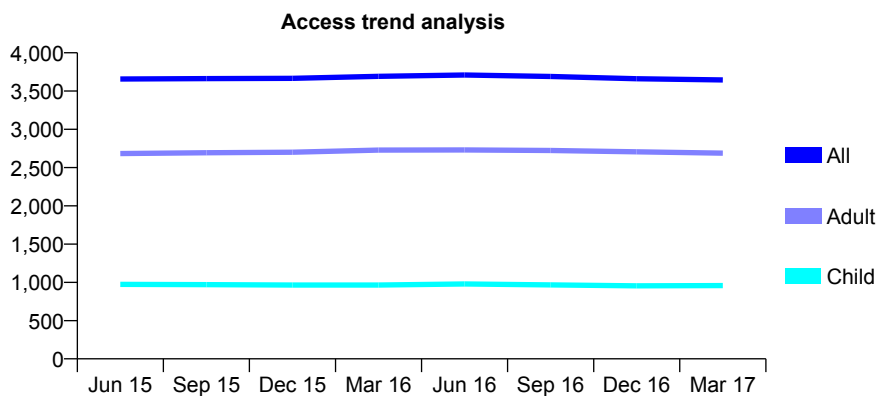
7A6 - Vital Signs At a Glance Contract Report for 919896/0001 - Year end March 2017

Name or company name	MR DW EDWARDS
Contract type name	GDS Contract
Purpose of contract	General
Contract start date	01/04/2006
Contract end date	

16/17 Contracted general activity (UDA)	11,339
Carry forward general activity (UDA)	0
16/17 Contracted orthodontic activity (UOA)	0
Carry forward orthodontic activity (UOA)	0
Baseline contract value	£257,540.44

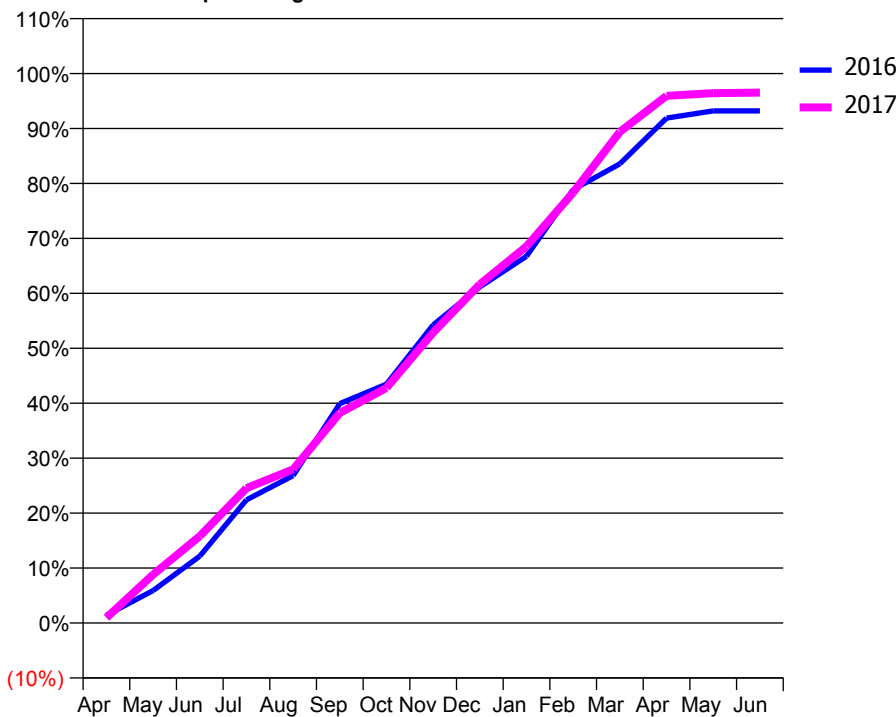
ACCESS*

Patients seen in 24 months	Total	Change since previous quarter
Quarter ending March 2016	3,693	
Quarter ending June 2016	3,709	→
Quarter ending September 2016	3,691	→
Quarter ending December 2016	3,661	→
Quarter ending March 2017	3,646	→
Variance since March 2016	(1.3%)	↓



ACTIVITY

Cumulative percentage of contracted UDA delivered 2016 & 2017



Month	Adjusted Scheduled Activity (UDA)	
	2016	2017
April	167	110
May	690	1,001
June	1,422	1,794
July	2,621	2,782
August	3,135	3,172
September	4,668	4,336
October	5,082	4,854
November	6,340	5,995
December	7,149	6,990
January	7,802	7,772
February	9,220	8,883
March	9,770	10,136
April	10,741	10,879
May	10,893	10,933
June	10,893	10,945

QUALITY

	Quantity	Base Number	Contract	LHB	Wales
% of FP17s for the same patient ID Re-attending within 3 months - Children	100	1,634	6.1%	8.9%	11.3%
% of FP17s for the same patient ID Re-attending within 3 months - Adults	590	4,346	13.6%	15.8%	16.7%
% of FP17s for the same patient ID Re-attending between 3 & 9 months - Children	1,033	1,634	63.2%	57.0%	58.0%
% of FP17s for the same patient ID Re-attending between 3 & 9 months - Adults	2,305	4,346	53.0%	53.2%	53.7%
% of FP17s for Band 1 Urgent Courses	407	5,821	7.0%	9.4%	8.9%
% of FP17s Relating to Free Repair or Replacements	33	5,821	0.6%	0.8%	0.7%
% of FP17s Relating to Continuations	65	5,821	1.1%	0.9%	0.9%
% of Patients satisfied with the dentistry they have received	17	17	100.0%	93.1%	93.9%
% of Patients satisfied with the time they had to wait for an appointment	15	17	88.2%	85.8%	88.4%

* This is based on patients treated on this contract for their most recent course of treatment. Figures in italics indicate the base number of FP17s or Patient Questionnaire responses are less than 100. N/A is shown where the base number of responses is less than 10 during the period. % is calculated as Quantity/Base number*100

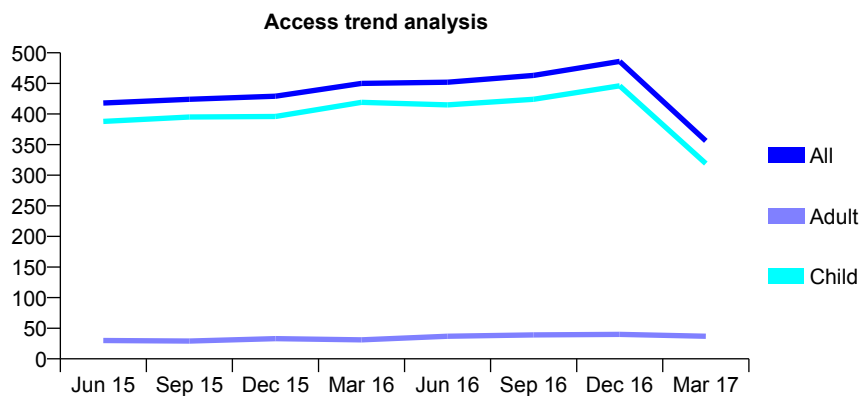
7A6 - Vital Signs At a Glance Contract Report for 929018/0001 - Year end March 2017

Name or company name	Skyrunner Limited
Contract type name	GDS Contract
Purpose of contract	General
Contract start date	01/04/2006
Contract end date	

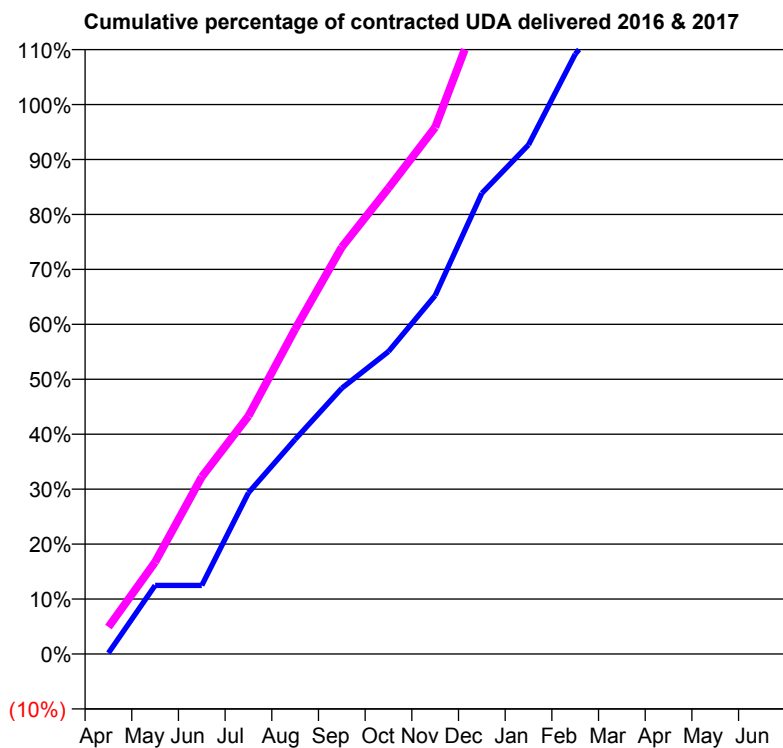
16/17 Contracted general activity (UDA)	569
Carry forward general activity (UDA)	-28
16/17 Contracted orthodontic activity (UOA)	0
Carry forward orthodontic activity (UOA)	0
Baseline contract value	£18,663.14

ACCESS*

Patients seen in 24 months	Total	Change since previous quarter
Quarter ending March 2016	450	
Quarter ending June 2016	452	→
Quarter ending September 2016	463	↑
Quarter ending December 2016	486	↑
Quarter ending March 2017	356	↓
Variance since March 2016	(20.9%)	↓



ACTIVITY



Month	Adjusted Scheduled Activity (UDA)	
	2016	2017
April	1	28
May	71	95
June	71	183
July	167	246
August	222	336
September	275	421
October	313	482
November	371	545
December	477	672
January	527	764
February	621	769
March	679	776
April	723	777
May	726	778
June	727	778

QUALITY

	Quantity	Base Number	Contract	LHB	Wales
% of FP17s for the same patient ID Re-attending within 3 months - Children	33	636	5.2%	8.9%	11.3%
% of FP17s for the same patient ID Re-attending within 3 months - Adults	0	13	0.0%	15.8%	16.7%
% of FP17s for the same patient ID Re-attending between 3 & 9 months - Children	415	636	65.3%	57.0%	58.0%
% of FP17s for the same patient ID Re-attending between 3 & 9 months - Adults	7	13	53.8%	53.2%	53.7%
% of FP17s for Band 1 Urgent Courses	10	608	1.6%	9.4%	8.9%
% of FP17s Relating to Free Repair or Replacements	0	608	0.0%	0.8%	0.7%
% of FP17s Relating to Continuations	0	608	0.0%	0.9%	0.9%
% of Patients satisfied with the dentistry they have received	0	0	N/A	93.1%	93.9%
% of Patients satisfied with the time they had to wait for an appointment	0	0	N/A	85.8%	88.4%

* This is based on patients treated on this contract for their most recent course of treatment. Figures in italics indicate the base number of FP17s or Patient Questionnaire responses are less than 100. N/A is shown where the base number of responses is less than 10 during the period. % is calculated as Quantity/Base number*100

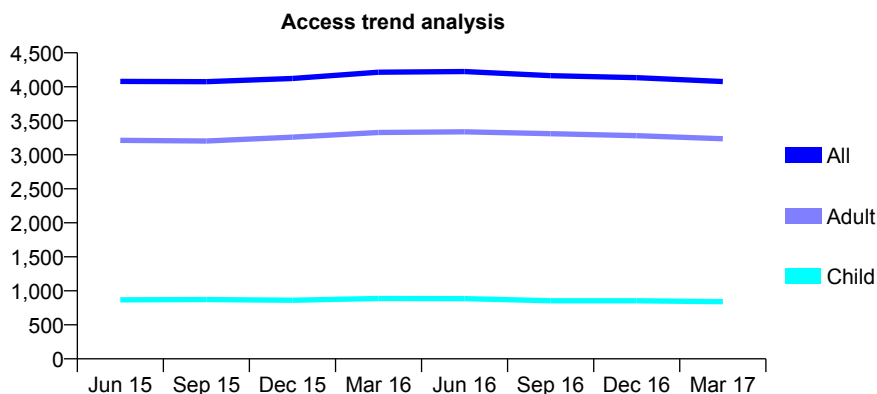
7A6 - Vital Signs At a Glance Contract Report for 952346/0001 - Year end March 2017

Name or company name	MISS MH STANTON
Contract type name	GDS Contract
Purpose of contract	General
Contract start date	01/04/2006
Contract end date	

16/17 Contracted general activity (UDA)	14,876
Carry forward general activity (UDA)	-296
16/17 Contracted orthodontic activity (UOA)	0
Carry forward orthodontic activity (UOA)	0
Baseline contract value	£437,136.37

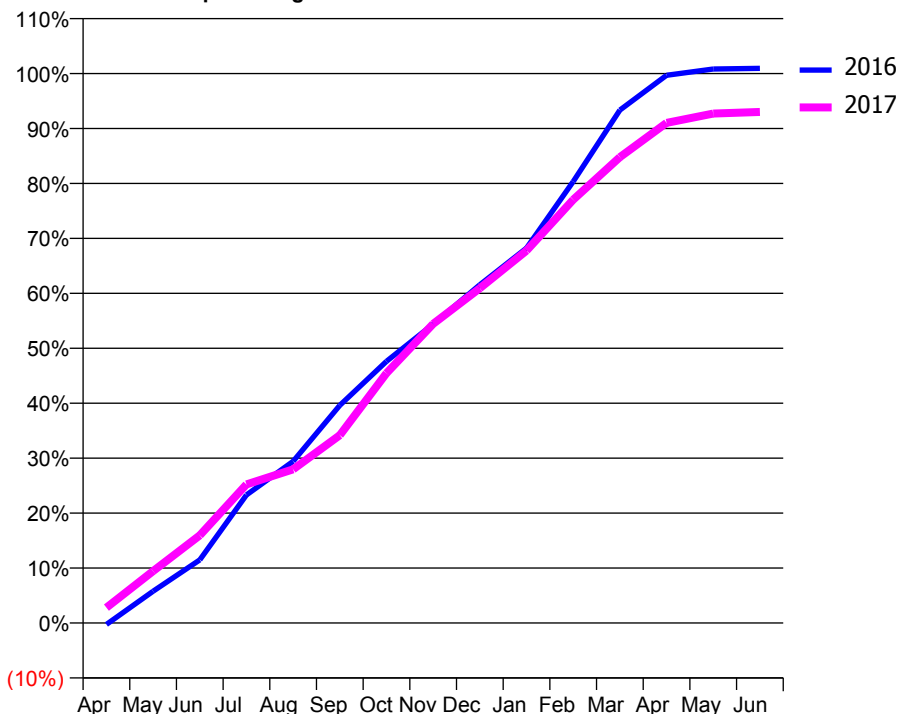
ACCESS*

Patients seen in 24 months	Total	Change since previous quarter
Quarter ending March 2016	4,215	
Quarter ending June 2016	4,224	→
Quarter ending September 2016	4,164	↓
Quarter ending December 2016	4,135	→
Quarter ending March 2017	4,077	↓
Variance since March 2016	(3.3%)	↓



ACTIVITY

Cumulative percentage of contracted UDA delivered 2016 & 2017



QUALITY

	Quantity	Base Number	Contract	LHB	Wales
% of FP17s for the same patient ID Re-attending within 3 months - Children	111	1,211	9.2%	8.9%	11.3%
% of FP17s for the same patient ID Re-attending within 3 months - Adults	966	5,053	19.1%	15.8%	16.7%
% of FP17s for the same patient ID Re-attending between 3 & 9 months - Children	769	1,211	63.5%	57.0%	58.0%
% of FP17s for the same patient ID Re-attending between 3 & 9 months - Adults	2,884	5,053	57.1%	53.2%	53.7%
% of FP17s for Band 1 Urgent Courses	618	6,402	9.7%	9.4%	8.9%
% of FP17s Relating to Free Repair or Replacements	84	6,402	1.3%	0.8%	0.7%
% of FP17s Relating to Continuations	78	6,402	1.2%	0.9%	0.9%
% of Patients satisfied with the dentistry they have received	46	51	90.2%	93.1%	93.9%
% of Patients satisfied with the time they had to wait for an appointment	47	51	92.2%	85.8%	88.4%

* This is based on patients treated on this contract for their most recent course of treatment. Figures in italics indicate the base number of FP17s or Patient Questionnaire responses are less than 100. N/A is shown where the base number of responses is less than 10 during the period. % is calculated as Quantity/Base number*100

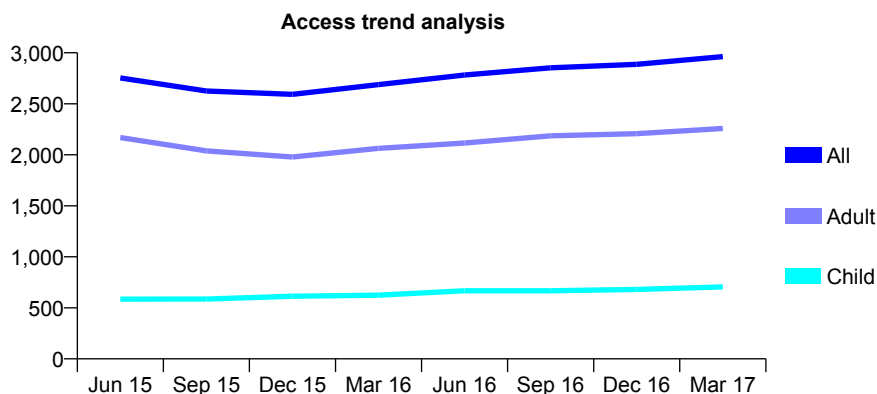
7A6 - Vital Signs At a Glance Contract Report for 965332/0001 - Year end March 2017

Name or company name	94 Dental
Contract type name	GDS Contract
Purpose of contract	General
Contract start date	01/04/2011
Contract end date	

16/17 Contracted general activity (UDA)	10,011
Carry forward general activity (UDA)	575
16/17 Contracted orthodontic activity (UOA)	0
Carry forward orthodontic activity (UOA)	0
Baseline contract value	£240,134.76

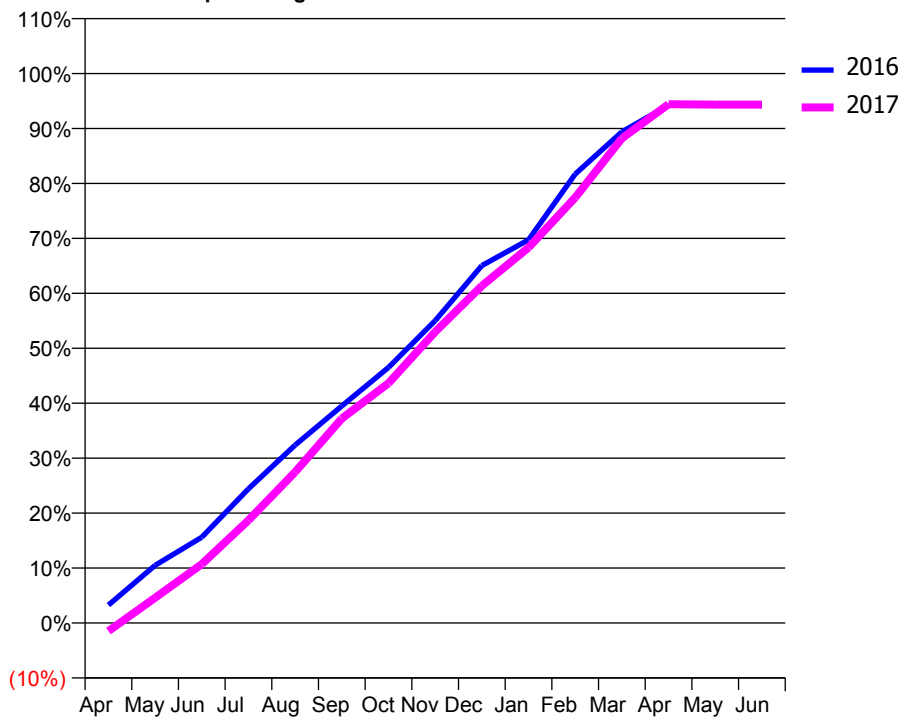
ACCESS*

Patients seen in 24 months	Total	Change since previous quarter
Quarter ending March 2016	2,688	
Quarter ending June 2016	2,783	↑
Quarter ending September 2016	2,853	↑
Quarter ending December 2016	2,887	→
Quarter ending March 2017	2,963	↑
Variance since March 2016	10.2%	↑



ACTIVITY

Cumulative percentage of contracted UDA delivered 2016 & 2017



Month	Adjusted Scheduled Activity (UDA)	
	2016	2017
April	326	-148
May	1,051	460
June	1,562	1,073
July	2,444	1,873
August	3,241	2,752
September	3,955	3,726
October	4,655	4,369
November	5,509	5,303
December	6,512	6,142
January	6,982	6,839
February	8,178	7,751
March	8,949	8,828
April	9,432	9,450
May	9,431	9,444
June	9,431	9,444

QUALITY

	Quantity	Base Number	Contract	LHB	Wales
% of FP17s for the same patient ID Re-attending within 3 months - Children	130	1,289	10.1%	8.9%	11.3%
% of FP17s for the same patient ID Re-attending within 3 months - Adults	520	3,794	13.7%	15.8%	16.7%
% of FP17s for the same patient ID Re-attending between 3 & 9 months - Children	887	1,289	68.8%	57.0%	58.0%
% of FP17s for the same patient ID Re-attending between 3 & 9 months - Adults	2,426	3,794	63.9%	53.2%	53.7%
% of FP17s for Band 1 Urgent Courses	672	5,056	13.3%	9.4%	8.9%
% of FP17s Relating to Free Repair or Replacements	44	5,056	0.9%	0.8%	0.7%
% of FP17s Relating to Continuations	25	5,056	0.5%	0.9%	0.9%
% of Patients satisfied with the dentistry they have received	9	9	N/A	93.1%	93.9%
% of Patients satisfied with the time they had to wait for an appointment	8	9	N/A	85.8%	88.4%

* This is based on patients treated on this contract for their most recent course of treatment. Figures in italics indicate the base number of FP17s or Patient Questionnaire responses are less than 100. N/A is shown where the base number of responses is less than 10 during the period. % is calculated as Quantity/Base number*100

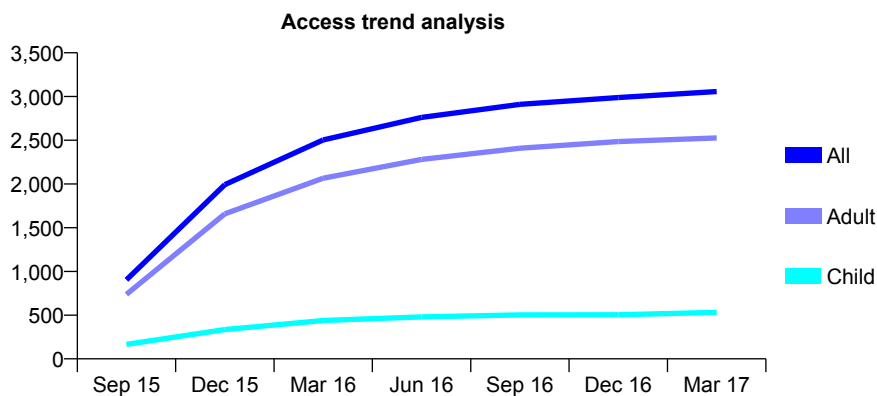
7A6 - Vital Signs At a Glance Contract Report for 972665/0001 - Year end March 2017

Name or company name	MR AW BALE
Contract type name	GDS Contract
Purpose of contract	General
Contract start date	01/07/2015
Contract end date	

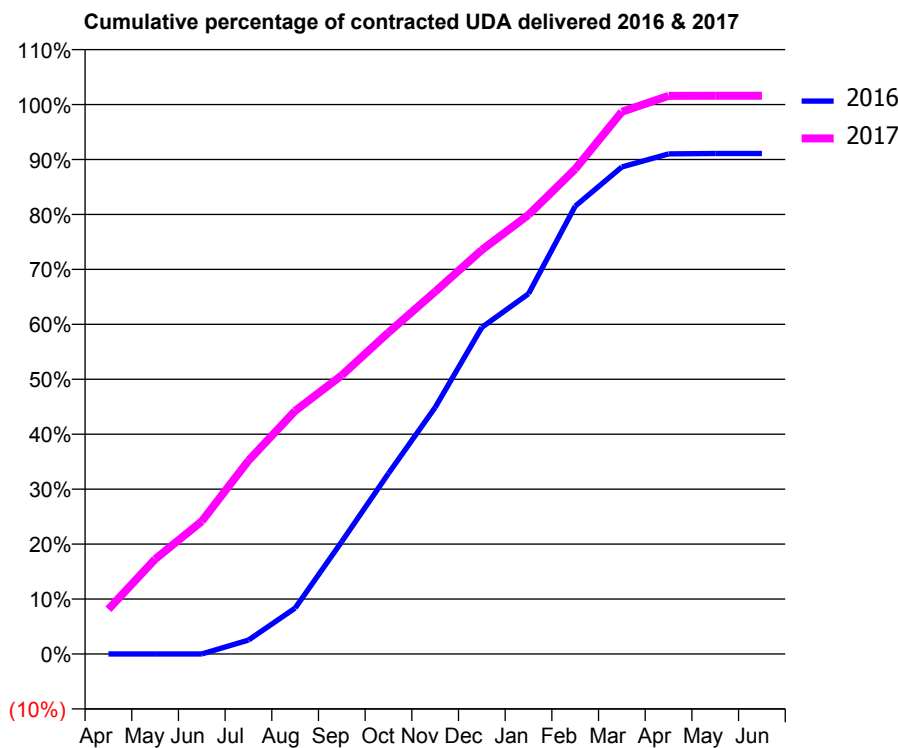
16/17 Contracted general activity (UDA)	10,765
Carry forward general activity (UDA)	-272
16/17 Contracted orthodontic activity (UOA)	0
Carry forward orthodontic activity (UOA)	0
Baseline contract value	£248,892.41

ACCESS*

Patients seen in 24 months	Total	Change since previous quarter
Quarter ending March 2016	2,504	
Quarter ending June 2016	2,761	↑
Quarter ending September 2016	2,911	↑
Quarter ending December 2016	2,989	↑
Quarter ending March 2017	3,057	↑
Variance since March 2016	22.1%	↑



ACTIVITY



Month	Adjusted Scheduled Activity (UDA)	
	2016	2017
April	0	877
May	0	1,860
June	0	2,601
July	197	3,788
August	650	4,763
September	1,590	5,461
October	2,553	6,299
November	3,486	7,099
December	4,616	7,916
January	5,091	8,604
February	6,330	9,501
March	6,884	10,624
April	7,069	10,934
May	7,073	10,935
June	7,073	10,937

QUALITY

	Quantity	Base Number	Contract	LHB	Wales
% of FP17s for the same patient ID Re-attending within 3 months - Children	60	880	6.8%	8.9%	11.3%
% of FP17s for the same patient ID Re-attending within 3 months - Adults	388	4,292	9.0%	15.8%	16.7%
% of FP17s for the same patient ID Re-attending between 3 & 9 months - Children	594	880	67.5%	57.0%	58.0%
% of FP17s for the same patient ID Re-attending between 3 & 9 months - Adults	2,975	4,292	69.3%	53.2%	53.7%
% of FP17s for Band 1 Urgent Courses	312	5,210	6.0%	9.4%	8.9%
% of FP17s Relating to Free Repair or Replacements	47	5,210	0.9%	0.8%	0.7%
% of FP17s Relating to Continuations	38	5,210	0.7%	0.9%	0.9%
% of Patients satisfied with the dentistry they have received	9	9	N/A	93.1%	93.9%
% of Patients satisfied with the time they had to wait for an appointment	9	9	N/A	85.8%	88.4%

* This is based on patients treated on this contract for their most recent course of treatment. Figures in italics indicate the base number of FP17s or Patient Questionnaire responses are less than 100. N/A is shown where the base number of responses is less than 10 during the period. % is calculated as Quantity/Base number*100

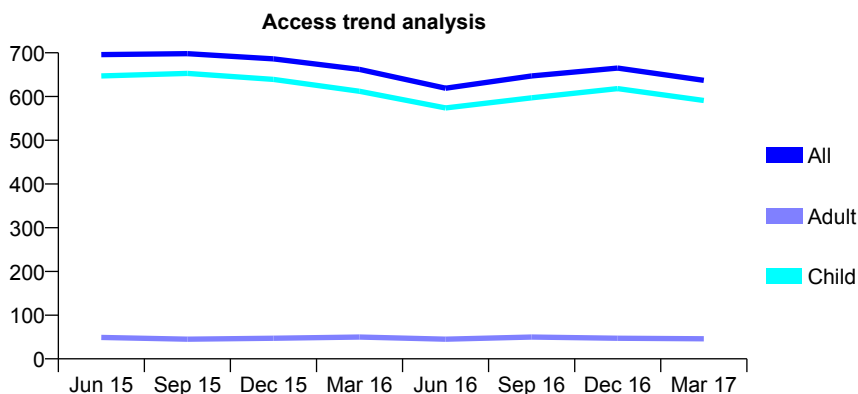
7A6 - Vital Signs At a Glance Contract Report for 980625/0001 - Year end March 2017

Name or company name	MR PJ EVANS
Contract type name	GDS Contract
Purpose of contract	General
Contract start date	01/04/2006
Contract end date	

16/17 Contracted general activity (UDA)	1,756
Carry forward general activity (UDA)	-49
16/17 Contracted orthodontic activity (UOA)	0
Carry forward orthodontic activity (UOA)	0
Baseline contract value	£47,050.73

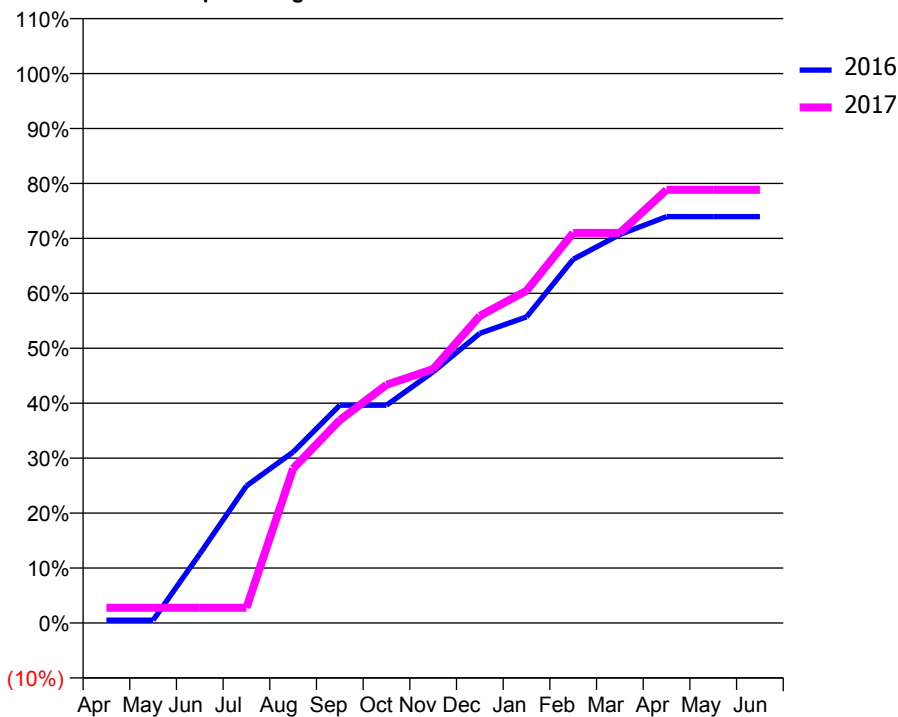
ACCESS*

Patients seen in 24 months	Total	Change since previous quarter
Quarter ending March 2016	662	
Quarter ending June 2016	619	↓
Quarter ending September 2016	647	↑
Quarter ending December 2016	665	↑
Quarter ending March 2017	637	↓
Variance since March 2016	(3.8%)	↓



ACTIVITY

Cumulative percentage of contracted UDA delivered 2016 & 2017



Adjusted Scheduled Activity (UDA)

Month	2016	2017
April	9	49
May	9	49
June	221	49
July	438	49
August	546	494
September	696	648
October	696	761
November	802	811
December	926	982
January	978	1,062
February	1,162	1,247
March	1,242	1,247
April	1,299	1,384
May	1,299	1,384
June	1,299	1,384

QUALITY

	Quantity	Base Number	Contract	LHB	Wales
% of FP17s for the same patient ID Re-attending within 3 months - Children	38	886	4.3%	8.9%	11.3%
% of FP17s for the same patient ID Re-attending within 3 months - Adults	0	2	0.0%	15.8%	16.7%
% of FP17s for the same patient ID Re-attending between 3 & 9 months - Children	577	886	65.1%	57.0%	58.0%
% of FP17s for the same patient ID Re-attending between 3 & 9 months - Adults	0	2	0.0%	53.2%	53.7%
% of FP17s for Band 1 Urgent Courses	11	956	1.2%	9.4%	8.9%
% of FP17s Relating to Free Repair or Replacements	0	956	0.0%	0.8%	0.7%
% of FP17s Relating to Continuations	11	956	1.2%	0.9%	0.9%
% of Patients satisfied with the dentistry they have received	0	0	N/A	93.1%	93.9%
% of Patients satisfied with the time they had to wait for an appointment	0	0	N/A	85.8%	88.4%

* This is based on patients treated on this contract for their most recent course of treatment. Figures in italics indicate the base number of FP17s or Patient Questionnaire responses are less than 100. N/A is shown where the base number of responses is less than 10 during the period. % is calculated as Quantity/Base number*100

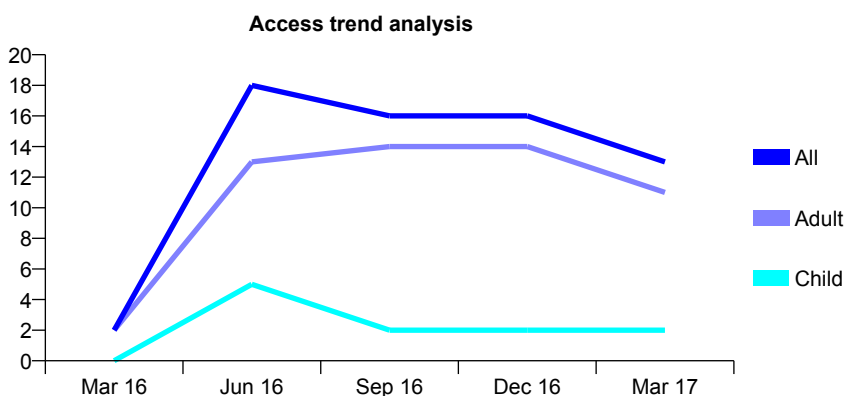
7A7 - Vital Signs At a Glance Contract Report for 100015/0000 - Year end March 2017

Name or company name	AGS & P Powell-Main
Contract type name	PDS Contract
Purpose of contract	General
Contract start date	12/01/2016
Contract end date	30/05/2016

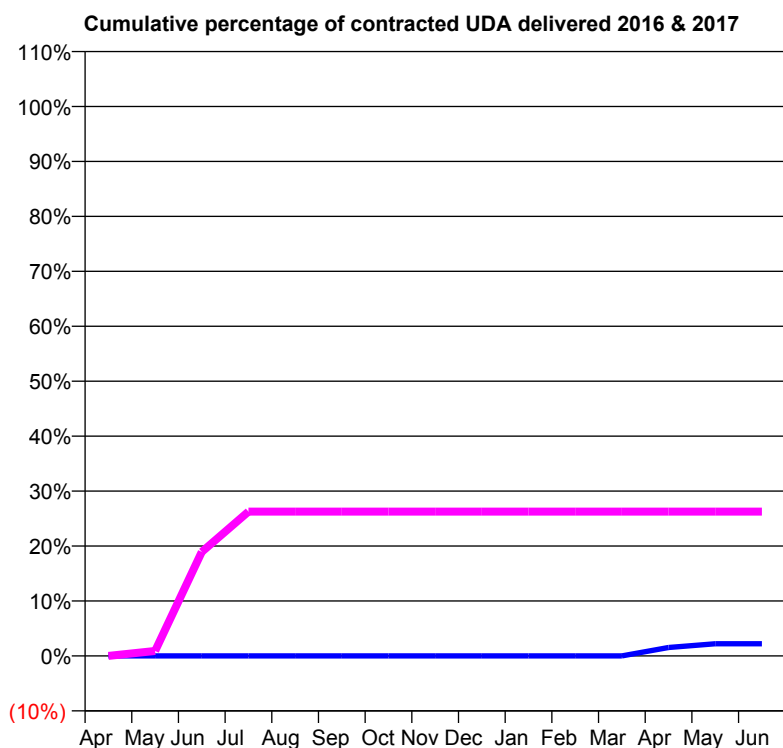
16/17 Contracted general activity (UDA)	262
Carry forward general activity (UDA)	0
16/17 Contracted orthodontic activity (UOA)	0
Carry forward orthodontic activity (UOA)	0
Baseline contract value	£6,678.73

ACCESS*

Patients seen in 24 months	Total	Change since previous quarter
Quarter ending March 2016	2	
Quarter ending June 2016	18	↑
Quarter ending September 2016	16	↓
Quarter ending December 2016	16	→
Quarter ending March 2017	13	↓
Variance since March 2016	550.0%	↑



ACTIVITY



Month	Adjusted Scheduled Activity (UDA)	
	2016	2017
April	0	0
May	0	2
June	0	50
July	0	69
August	0	69
September	0	69
October	0	69
November	0	69
December	0	69
January	0	69
February	0	69
March	0	69
April	5	69
May	8	69
June	8	69

QUALITY

	Quantity	Base Number	Contract	LHB	Wales
% of FP17s for the same patient ID Re-attending within 3 months - Children	0	5	0.0%	8.5%	11.3%
% of FP17s for the same patient ID Re-attending within 3 months - Adults	1	29	3.4%	14.1%	16.7%
% of FP17s for the same patient ID Re-attending between 3 & 9 months - Children	0	5	0.0%	54.0%	58.0%
% of FP17s for the same patient ID Re-attending between 3 & 9 months - Adults	0	29	0.0%	51.6%	53.7%
% of FP17s for Band 1 Urgent Courses	19	29	65.5%	9.6%	8.9%
% of FP17s Relating to Free Repair or Replacements	0	29	0.0%	0.6%	0.7%
% of FP17s Relating to Continuations	0	29	0.0%	1.2%	0.9%
% of Patients satisfied with the dentistry they have received	1	1	N/A	93.5%	93.9%
% of Patients satisfied with the time they had to wait for an appointment	0	1	N/A	87.1%	88.4%

* This is based on patients treated on this contract for their most recent course of treatment. Figures in italics indicate the base number of FP17s or Patient Questionnaire responses are less than 100. N/A is shown where the base number of responses is less than 10 during the period. % is calculated as Quantity/Base number*100

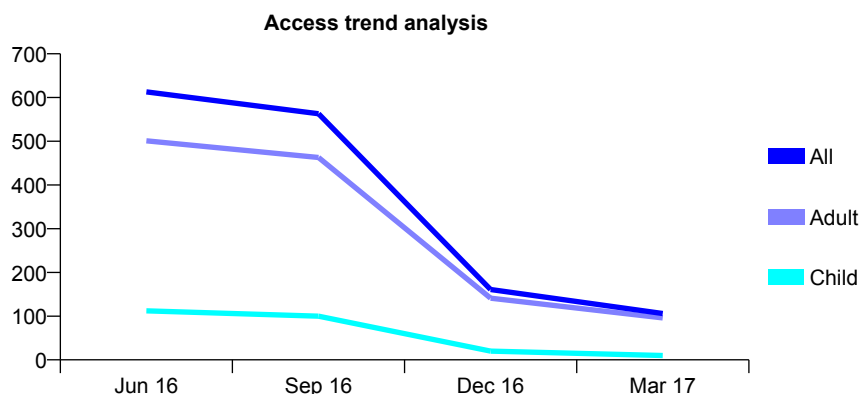
7A7 - Vital Signs At a Glance Contract Report for 100038/0000 - Year end March 2017

Name or company name	River Wye Dental Practice Partnership
Contract type name	PDS Contract
Purpose of contract	General
Contract start date	12/02/2016
Contract end date	30/05/2016

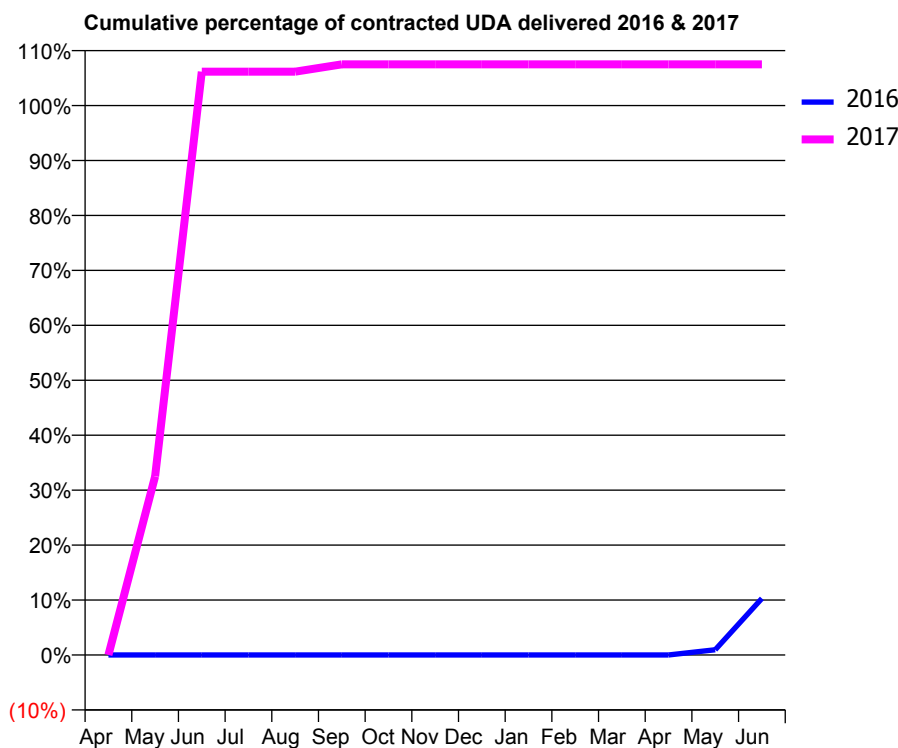
16/17 Contracted general activity (UDA)	984
Carry forward general activity (UDA)	0
16/17 Contracted orthodontic activity (UOA)	0
Carry forward orthodontic activity (UOA)	0
Baseline contract value	£24,518.76

ACCESS*

Patients seen in 24 months	Total	Change since previous quarter
Quarter ending March 2016	0	
Quarter ending June 2016	613	↑
Quarter ending September 2016	563	↓
Quarter ending December 2016	161	↓
Quarter ending March 2017	106	↓
Variance since March 2016	N/A	



ACTIVITY



Month	Adjusted Scheduled Activity (UDA)	
	2016	2017
April	0	0
May	0	320
June	0	1,045
July	0	1,045
August	0	1,045
September	0	1,058
October	0	1,058
November	0	1,058
December	0	1,058
January	0	1,058
February	0	1,058
March	0	1,058
April	0	1,058
May	8	1,058
June	83	1,058

QUALITY

	Quantity	Base Number	Contract	LHB	Wales
% of FP17s for the same patient ID Re-attending within 3 months - Children	4	126	3.2%	8.5%	11.3%
% of FP17s for the same patient ID Re-attending within 3 months - Adults	9	590	1.5%	14.1%	16.7%
% of FP17s for the same patient ID Re-attending between 3 & 9 months - Children	0	126	0.0%	54.0%	58.0%
% of FP17s for the same patient ID Re-attending between 3 & 9 months - Adults	0	590	0.0%	51.6%	53.7%
% of FP17s for Band 1 Urgent Courses	58	677	8.6%	9.6%	8.9%
% of FP17s Relating to Free Repair or Replacements	1	677	0.1%	0.6%	0.7%
% of FP17s Relating to Continuations	5	677	0.7%	1.2%	0.9%
% of Patients satisfied with the dentistry they have received	3	3	N/A	93.5%	93.9%
% of Patients satisfied with the time they had to wait for an appointment	2	3	N/A	87.1%	88.4%

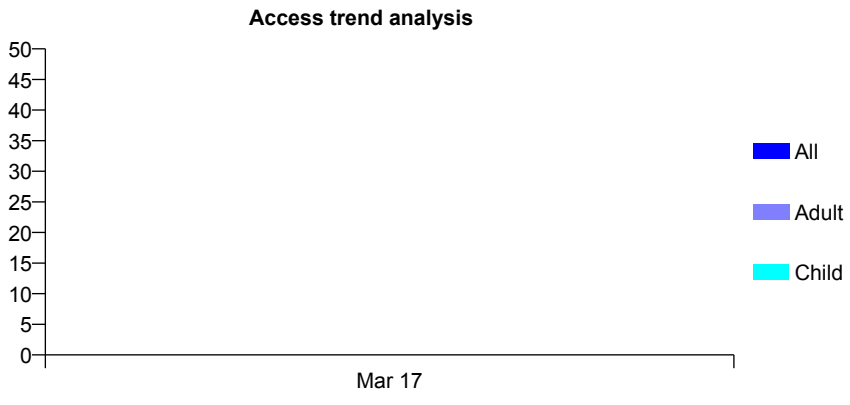
* This is based on patients treated on this contract for their most recent course of treatment. Figures in italics indicate the base number of FP17s or Patient Questionnaire responses are less than 100. N/A is shown where the base number of responses is less than 10 during the period. % is calculated as Quantity/Base number*100

7A7 - Vital Signs At a Glance Contract Report for 100298/0000 - Year end March 2017

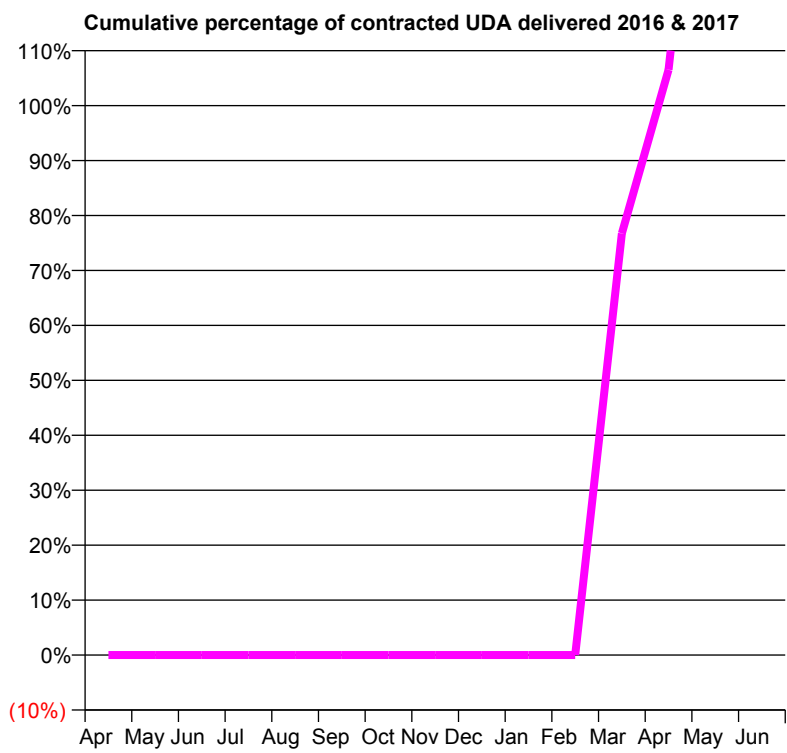
Name or company name	St Giles Dental	16/17 Contracted general activity (UDA)	92
Contract type name	GDS Contract	Carry forward general activity (UDA)	0
Purpose of contract	General	16/17 Contracted orthodontic activity (UOA)	0
Contract start date	03/01/2017	Carry forward orthodontic activity (UOA)	0
Contract end date		Baseline contract value	£9,191.78

ACCESS*

Patients seen in 24 months	Total	Change since previous quarter
Quarter ending March 2016	0	
Quarter ending June 2016	0	
Quarter ending September 2016	0	
Quarter ending December 2016	0	
Quarter ending March 2017	46	
Variance since March 2016	N/A	



ACTIVITY



Month	Adjusted Scheduled Activity (UDA)	
	2016	2017
April	0	0
May	0	0
June	0	0
July	0	0
August	0	0
September	0	0
October	0	0
November	0	0
December	0	0
January	0	0
February	0	0
March	0	71
April	0	98
May	0	168
June	0	168

QUALITY

	Quantity	Base Number	Contract	LHB	Wales
% of FP17s for the same patient ID Re-attending within 3 months - Children	0	2	0.0%	8.5%	11.3%
% of FP17s for the same patient ID Re-attending within 3 months - Adults	1	44	2.3%	14.1%	16.7%
% of FP17s for the same patient ID Re-attending between 3 & 9 months - Children	0	2	0.0%	54.0%	58.0%
% of FP17s for the same patient ID Re-attending between 3 & 9 months - Adults	0	44	0.0%	51.6%	53.7%
% of FP17s for Band 1 Urgent Courses	80	102	78.4%	9.6%	8.9%
% of FP17s Relating to Free Repair or Replacements	0	102	0.0%	0.6%	0.7%
% of FP17s Relating to Continuations	0	102	0.0%	1.2%	0.9%
% of Patients satisfied with the dentistry they have received	0	0	N/A	93.5%	93.9%
% of Patients satisfied with the time they had to wait for an appointment	0	0	N/A	87.1%	88.4%

* This is based on patients treated on this contract for their most recent course of treatment. Figures in italics indicate the base number of FP17s or Patient Questionnaire responses are less than 100. N/A is shown where the base number of responses is less than 10 during the period. % is calculated as Quantity/Base number*100

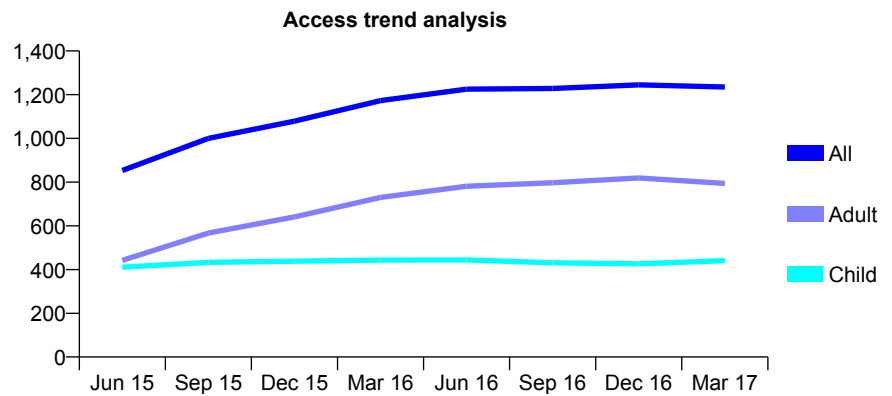
7A7 - Vital Signs At a Glance Contract Report for 108820/0001 - Year end March 2017

Name or company name	The Severnside Limited Partnership
Contract type name	GDS Contract
Purpose of contract	General
Contract start date	27/10/2013
Contract end date	

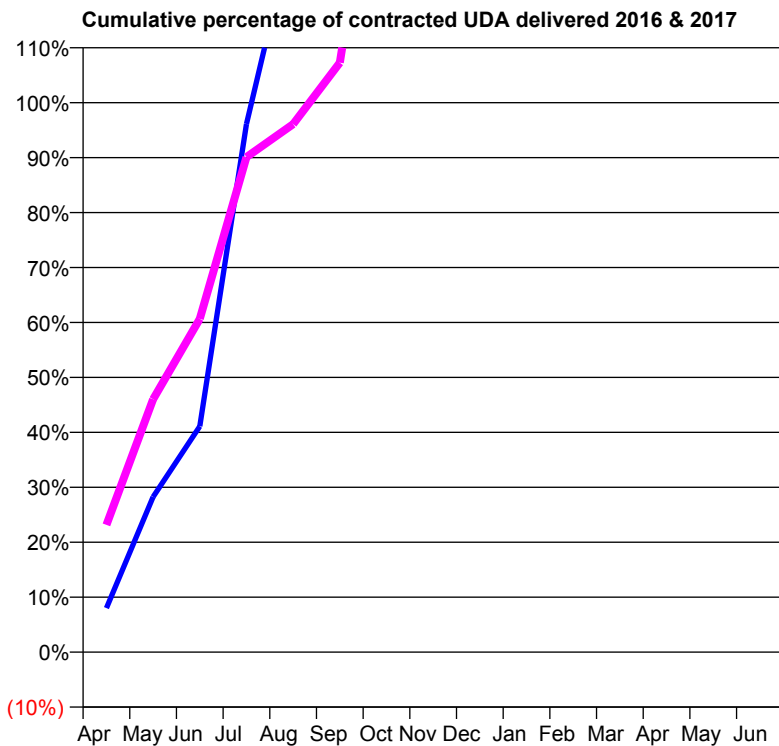
16/17 Contracted general activity (UDA)	1,268
Carry forward general activity (UDA)	-63
16/17 Contracted orthodontic activity (UOA)	0
Carry forward orthodontic activity (UOA)	0
Baseline contract value	£35,833.57

ACCESS*

Patients seen in 24 months	Total	Change since previous quarter
Quarter ending March 2016	1,173	
Quarter ending June 2016	1,225	↑
Quarter ending September 2016	1,228	→
Quarter ending December 2016	1,245	→
Quarter ending March 2017	1,235	→
Variance since March 2016	5.3%	↑



ACTIVITY



Month	Adjusted Scheduled Activity (UDA)	
	2016	2017
April	102	294
May	358	584
June	521	769
July	1,219	1,142
August	1,670	1,218
September	1,843	1,360
October	2,036	2,018
November	2,311	2,334
December	2,616	2,491
January	2,848	2,681
February	3,318	2,848
March	3,714	3,284
April	3,881	3,383
May	3,894	3,383
June	3,894	3,383

QUALITY

	Quantity	Base Number	Contract	LHB	Wales
% of FP17s for the same patient ID Re-attending within 3 months - Children	32	665	4.8%	8.5%	11.3%
% of FP17s for the same patient ID Re-attending within 3 months - Adults	186	1,080	17.2%	14.1%	16.7%
% of FP17s for the same patient ID Re-attending between 3 & 9 months - Children	377	665	56.7%	54.0%	58.0%
% of FP17s for the same patient ID Re-attending between 3 & 9 months - Adults	558	1,080	51.7%	51.6%	53.7%
% of FP17s for Band 1 Urgent Courses	155	1,705	9.1%	9.6%	8.9%
% of FP17s Relating to Free Repair or Replacements	1	1,705	0.1%	0.6%	0.7%
% of FP17s Relating to Continuations	51	1,705	3.0%	1.2%	0.9%
% of Patients satisfied with the dentistry they have received	15	15	100.0%	93.5%	93.9%
% of Patients satisfied with the time they had to wait for an appointment	14	15	93.3%	87.1%	88.4%

* This is based on patients treated on this contract for their most recent course of treatment. Figures in italics indicate the base number of FP17s or Patient Questionnaire responses are less than 100. N/A is shown where the base number of responses is less than 10 during the period. % is calculated as Quantity/Base number*100

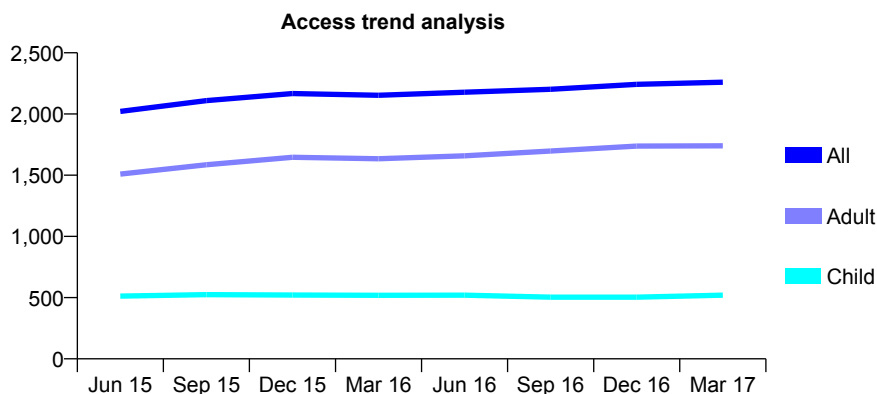
7A7 - Vital Signs At a Glance Contract Report for 11155/0001 - Year end March 2017

Name or company name	Professor St John Crean, ME Northmore ar
Contract type name	GDS Contract
Purpose of contract	General
Contract start date	20/09/2013
Contract end date	

16/17 Contracted general activity (UDA)	6,730
Carry forward general activity (UDA)	26
16/17 Contracted orthodontic activity (UOA)	0
Carry forward orthodontic activity (UOA)	0
Baseline contract value	£149,235.08

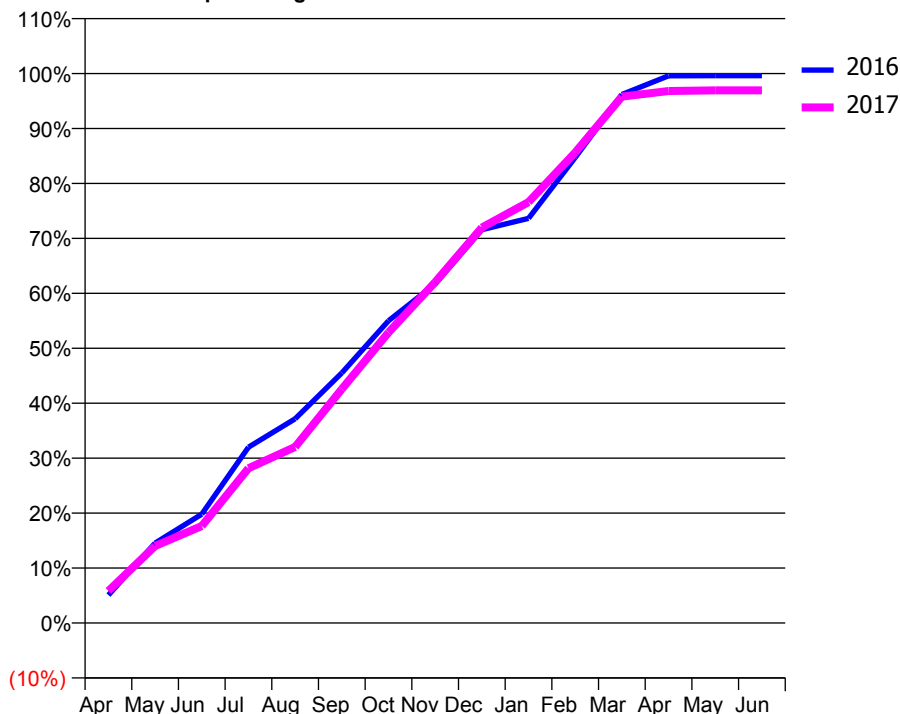
ACCESS*

Patients seen in 24 months	Total	Change since previous quarter
Quarter ending March 2016	2,153	
Quarter ending June 2016	2,178	→
Quarter ending September 2016	2,202	→
Quarter ending December 2016	2,242	→
Quarter ending March 2017	2,260	→
Variance since March 2016	5.0%	↑



ACTIVITY

Cumulative percentage of contracted UDA delivered 2016 & 2017



Adjusted Scheduled Activity (UDA)

Month	2016	2017
April	342	392
May	979	942
June	1,333	1,188
July	2,154	1,895
August	2,502	2,157
September	3,063	2,866
October	3,701	3,558
November	4,152	4,176
December	4,817	4,842
January	4,955	5,156
February	5,701	5,762
March	6,473	6,448
April	6,701	6,516
May	6,703	6,523
June	6,703	6,523

QUALITY

	Quantity	Base Number	Contract	LHB	Wales
% of FP17s for the same patient ID Re-attending within 3 months - Children	37	777	4.8%	8.5%	11.3%
% of FP17s for the same patient ID Re-attending within 3 months - Adults	441	2,510	17.6%	14.1%	16.7%
% of FP17s for the same patient ID Re-attending between 3 & 9 months - Children	470	777	60.5%	54.0%	58.0%
% of FP17s for the same patient ID Re-attending between 3 & 9 months - Adults	1,228	2,510	48.9%	51.6%	53.7%
% of FP17s for Band 1 Urgent Courses	325	3,197	10.2%	9.6%	8.9%
% of FP17s Relating to Free Repair or Replacements	1	3,197	0.0%	0.6%	0.7%
% of FP17s Relating to Continuations	39	3,197	1.2%	1.2%	0.9%
% of Patients satisfied with the dentistry they have received	51	55	92.7%	93.5%	93.9%
% of Patients satisfied with the time they had to wait for an appointment	51	55	92.7%	87.1%	88.4%

* This is based on patients treated on this contract for their most recent course of treatment. Figures in italics indicate the base number of FP17s or Patient Questionnaire responses are less than 100. N/A is shown where the base number of responses is less than 10 during the period. % is calculated as Quantity/Base number*100

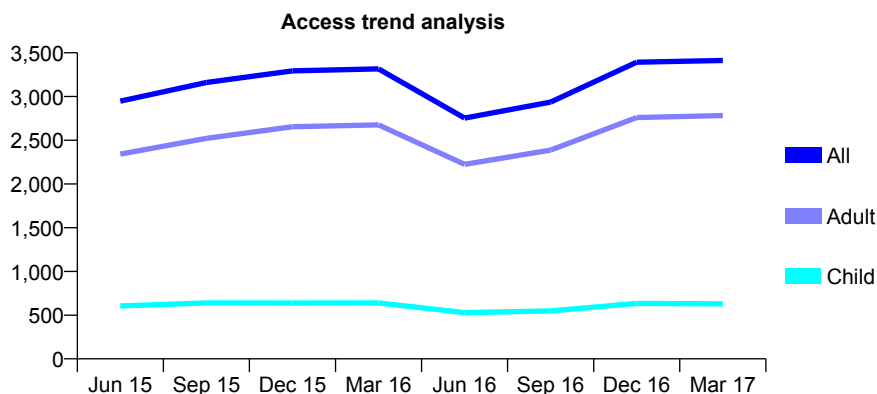
7A7 - Vital Signs At a Glance Contract Report for 116068/0001 - Year end March 2017

Name or company name	River Wye Dental Practice Partnership
Contract type name	GDS Contract
Purpose of contract	General
Contract start date	01/02/2014
Contract end date	

16/17 Contracted general activity (UDA)	8,785
Carry forward general activity (UDA)	-439
16/17 Contracted orthodontic activity (UOA)	0
Carry forward orthodontic activity (UOA)	0
Baseline contract value	£218,933.11

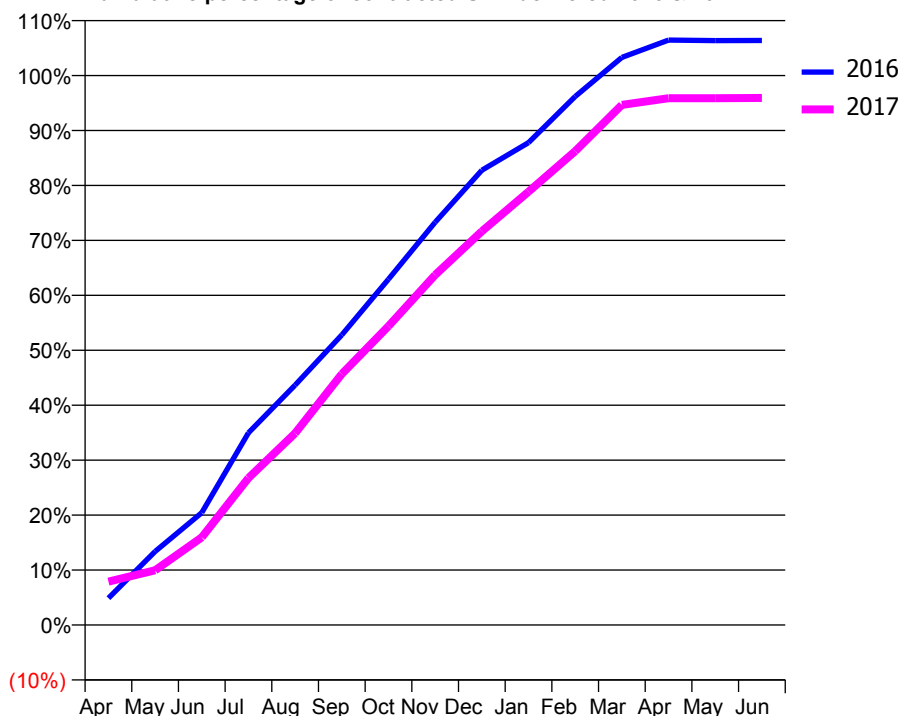
ACCESS*

Patients seen in 24 months	Total	Change since previous quarter
Quarter ending March 2016	3,316	
Quarter ending June 2016	2,753	↓
Quarter ending September 2016	2,936	↑
Quarter ending December 2016	3,392	↑
Quarter ending March 2017	3,412	→
Variance since March 2016	2.9%	↑



ACTIVITY

Cumulative percentage of contracted UDA delivered 2016 & 2017



Month	Adjusted Scheduled Activity (UDA)	
	2016	2017
April	431	694
May	1,175	875
June	1,796	1,402
July	3,073	2,351
August	3,836	3,066
September	4,638	4,014
October	5,529	4,779
November	6,439	5,598
December	7,270	6,294
January	7,712	6,928
February	8,449	7,575
March	9,073	8,315
April	9,351	8,421
May	9,344	8,421
June	9,345	8,425

QUALITY

	Quantity	Base Number	Contract	LHB	Wales
% of FP17s for the same patient ID Re-attending within 3 months - Children	44	881	5.0%	8.5%	11.3%
% of FP17s for the same patient ID Re-attending within 3 months - Adults	498	3,866	12.9%	14.1%	16.7%
% of FP17s for the same patient ID Re-attending between 3 & 9 months - Children	467	881	53.0%	54.0%	58.0%
% of FP17s for the same patient ID Re-attending between 3 & 9 months - Adults	1,885	3,866	48.8%	51.6%	53.7%
% of FP17s for Band 1 Urgent Courses	531	4,665	11.4%	9.6%	8.9%
% of FP17s Relating to Free Repair or Replacements	11	4,665	0.2%	0.6%	0.7%
% of FP17s Relating to Continuations	48	4,665	1.0%	1.2%	0.9%
% of Patients satisfied with the dentistry they have received	65	71	91.5%	93.5%	93.9%
% of Patients satisfied with the time they had to wait for an appointment	63	71	88.7%	87.1%	88.4%

* This is based on patients treated on this contract for their most recent course of treatment. Figures in italics indicate the base number of FP17s or Patient Questionnaire responses are less than 100. N/A is shown where the base number of responses is less than 10 during the period. % is calculated as Quantity/Base number*100

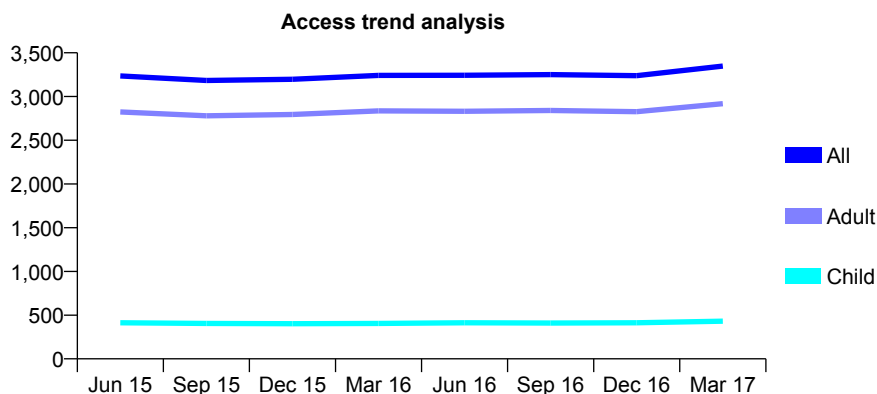
7A7 - Vital Signs At a Glance Contract Report for 126896/0001 - Year end March 2017

Name or company name	H Sobhani & P Dusza/Llanidloes Dental Pr
Contract type name	GDS Contract
Purpose of contract	General
Contract start date	01/01/2009
Contract end date	

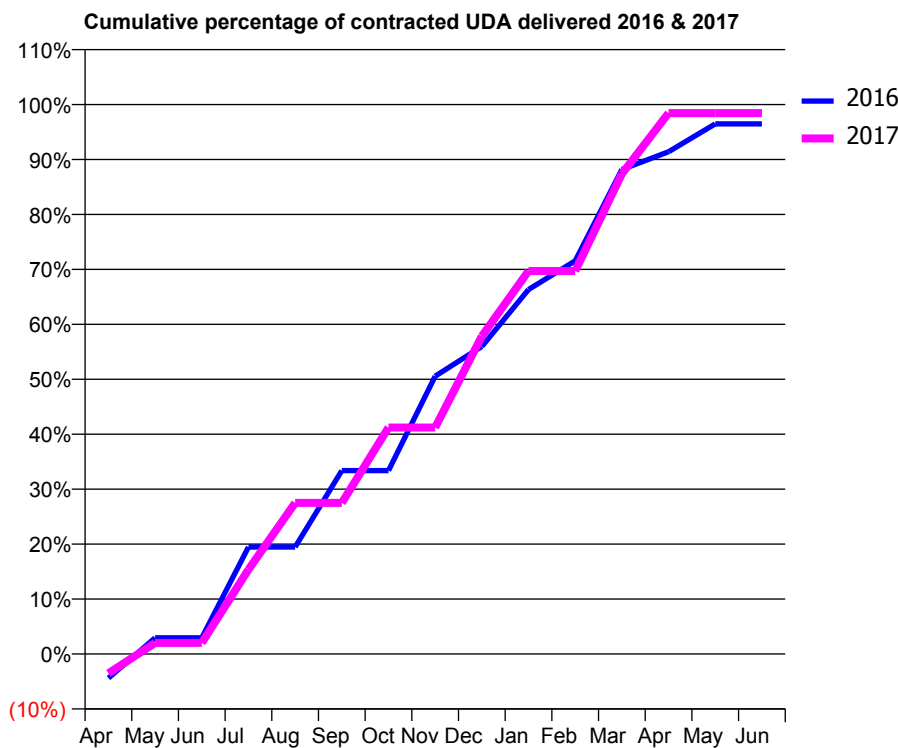
16/17 Contracted general activity (UDA)	15,000
Carry forward general activity (UDA)	528
16/17 Contracted orthodontic activity (UOA)	0
Carry forward orthodontic activity (UOA)	0
Baseline contract value	£426,685.33

ACCESS*

Patients seen in 24 months	Total	Change since previous quarter
Quarter ending March 2016	3,241	
Quarter ending June 2016	3,243	→
Quarter ending September 2016	3,251	→
Quarter ending December 2016	3,238	→
Quarter ending March 2017	3,349	↑
Variance since March 2016	3.3%	↑



ACTIVITY



Month	Adjusted Scheduled Activity (UDA)	
	2016	2017
April	-660	-528
May	441	304
June	441	304
July	2,920	2,305
August	2,920	4,126
September	5,006	4,126
October	5,006	6,181
November	7,584	6,181
December	8,397	8,676
January	9,950	10,456
February	10,733	10,456
March	13,227	13,105
April	13,708	14,767
May	14,472	14,767
June	14,472	14,767

QUALITY

	Quantity	Base Number	Contract	LHB	Wales
% of FP17s for the same patient ID Re-attending within 3 months - Children	26	559	4.7%	8.5%	11.3%
% of FP17s for the same patient ID Re-attending within 3 months - Adults	497	4,326	11.5%	14.1%	16.7%
% of FP17s for the same patient ID Re-attending between 3 & 9 months - Children	379	559	67.8%	54.0%	58.0%
% of FP17s for the same patient ID Re-attending between 3 & 9 months - Adults	2,788	4,326	64.4%	51.6%	53.7%
% of FP17s for Band 1 Urgent Courses	360	5,104	7.1%	9.6%	8.9%
% of FP17s Relating to Free Repair or Replacements	31	5,104	0.6%	0.6%	0.7%
% of FP17s Relating to Continuations	29	5,104	0.6%	1.2%	0.9%
% of Patients satisfied with the dentistry they have received	37	40	92.5%	93.5%	93.9%
% of Patients satisfied with the time they had to wait for an appointment	35	40	87.5%	87.1%	88.4%

* This is based on patients treated on this contract for their most recent course of treatment. Figures in italics indicate the base number of FP17s or Patient Questionnaire responses are less than 100. N/A is shown where the base number of responses is less than 10 during the period. % is calculated as Quantity/Base number*100

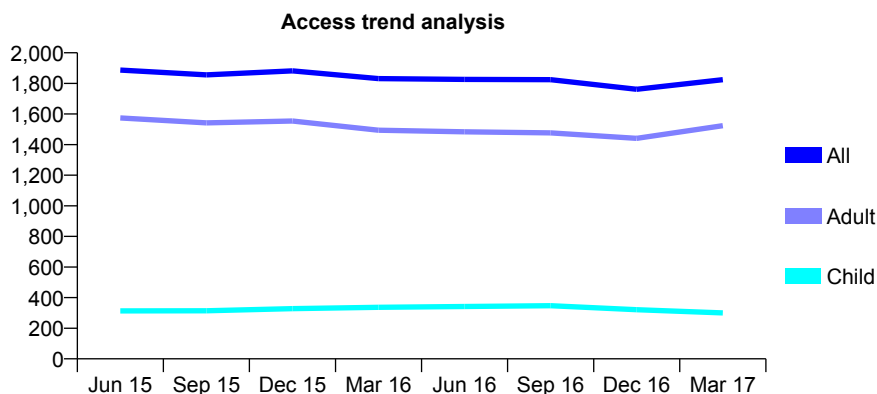
7A7 - Vital Signs At a Glance Contract Report for 128287/0001 - Year end March 2017

Name or company name	AGS & P Powell-Main
Contract type name	GDS Contract
Purpose of contract	General
Contract start date	01/11/2006
Contract end date	

16/17 Contracted general activity (UDA)	6,672
Carry forward general activity (UDA)	108
16/17 Contracted orthodontic activity (UOA)	0
Carry forward orthodontic activity (UOA)	0
Baseline contract value	£169,844.76

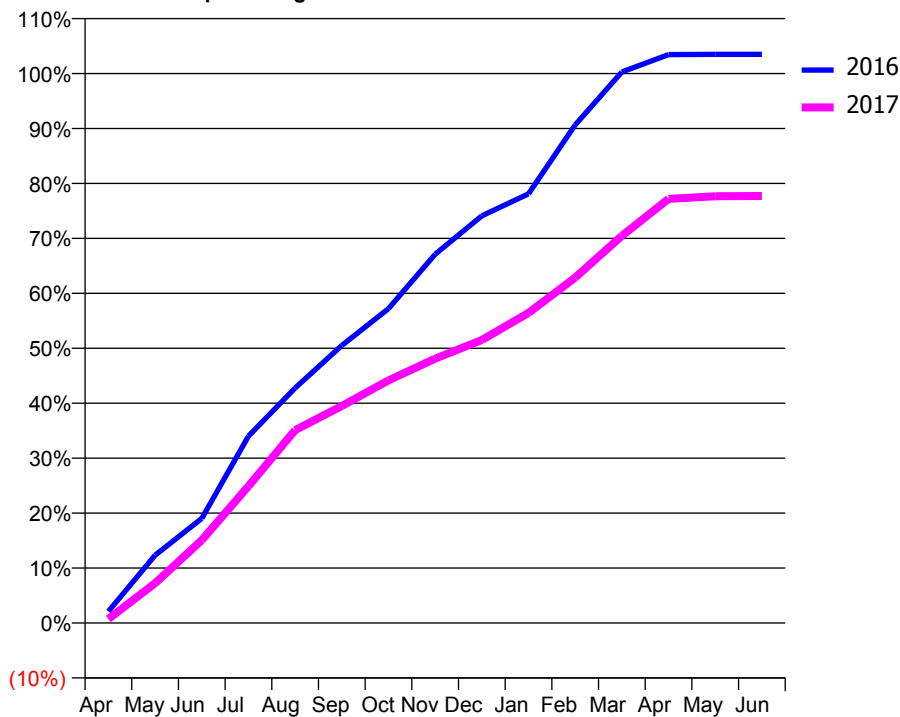
ACCESS*

Patients seen in 24 months	Total	Change since previous quarter
Quarter ending March 2016	1,831	
Quarter ending June 2016	1,826	→
Quarter ending September 2016	1,824	→
Quarter ending December 2016	1,762	↓
Quarter ending March 2017	1,824	↑
Variance since March 2016	(0.4%)	→



ACTIVITY

Cumulative percentage of contracted UDA delivered 2016 & 2017



Adjusted Scheduled Activity (UDA)

Month	2016	2017
April	142	49
May	823	484
June	1,271	1,006
July	2,269	1,662
August	2,853	2,342
September	3,370	2,636
October	3,817	2,945
November	4,478	3,210
December	4,943	3,437
January	5,211	3,765
February	6,048	4,194
March	6,692	4,700
April	6,901	5,150
May	6,905	5,182
June	6,905	5,185

QUALITY

	Quantity	Base Number	Contract	LHB	Wales
% of FP17s for the same patient ID Re-attending within 3 months - Children	36	454	7.9%	8.5%	11.3%
% of FP17s for the same patient ID Re-attending within 3 months - Adults	272	2,008	13.5%	14.1%	16.7%
% of FP17s for the same patient ID Re-attending between 3 & 9 months - Children	280	454	61.7%	54.0%	58.0%
% of FP17s for the same patient ID Re-attending between 3 & 9 months - Adults	1,153	2,008	57.4%	51.6%	53.7%
% of FP17s for Band 1 Urgent Courses	285	2,542	11.2%	9.6%	8.9%
% of FP17s Relating to Free Repair or Replacements	15	2,542	0.6%	0.6%	0.7%
% of FP17s Relating to Continuations	23	2,542	0.9%	1.2%	0.9%
% of Patients satisfied with the dentistry they have received	49	53	92.5%	93.5%	93.9%
% of Patients satisfied with the time they had to wait for an appointment	48	53	90.6%	87.1%	88.4%

* This is based on patients treated on this contract for their most recent course of treatment. Figures in italics indicate the base number of FP17s or Patient Questionnaire responses are less than 100. N/A is shown where the base number of responses is less than 10 during the period. % is calculated as Quantity/Base number*100

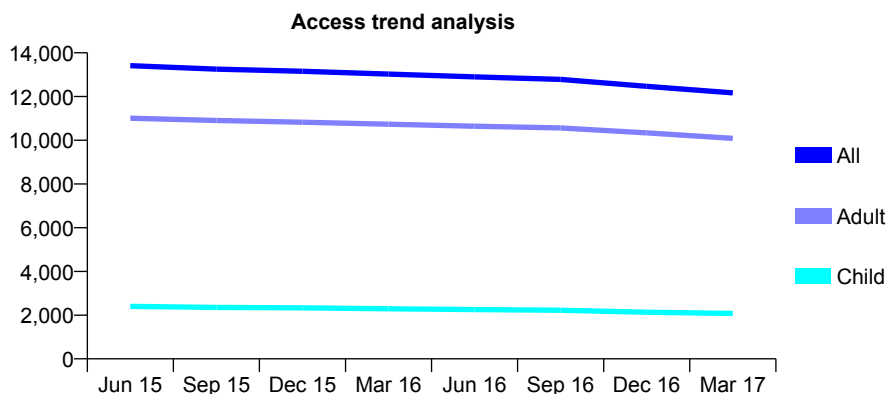
7A7 - Vital Signs At a Glance Contract Report for 131431/0001 - Year end March 2017

Name or company name	Severn Street Dental Practice
Contract type name	GDS Contract
Purpose of contract	General
Contract start date	01/04/2006
Contract end date	

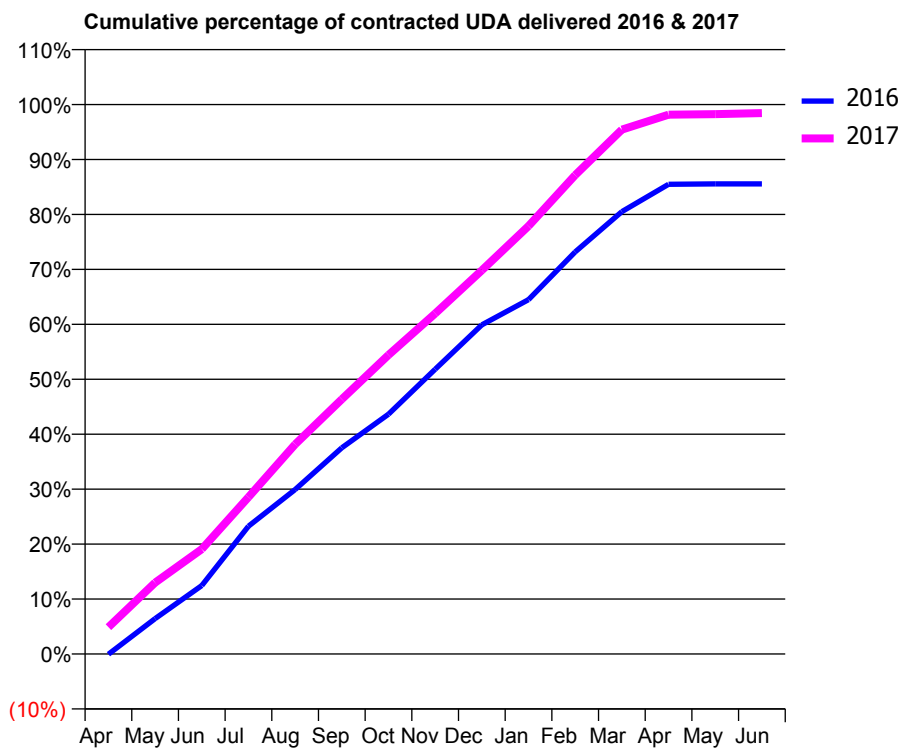
16/17 Contracted general activity (UDA)	34,507
Carry forward general activity (UDA)	0
16/17 Contracted orthodontic activity (UOA)	0
Carry forward orthodontic activity (UOA)	0
Baseline contract value	£875,347.29

ACCESS*

Patients seen in 24 months	Total	Change since previous quarter
Quarter ending March 2016	13,026	
Quarter ending June 2016	12,901	→
Quarter ending September 2016	12,781	→
Quarter ending December 2016	12,468	↓
Quarter ending March 2017	12,167	↓
Variance since March 2016	(6.6%)	↓



ACTIVITY



Month	Adjusted Scheduled Activity (UDA)	
	2016	2017
April	-23	1,688
May	2,603	4,485
June	5,032	6,589
July	9,397	9,848
August	12,098	13,164
September	15,164	15,998
October	17,640	18,781
November	20,936	21,379
December	24,207	24,099
January	26,057	26,876
February	29,564	30,071
March	32,525	32,929
April	34,539	33,870
May	34,570	33,901
June	34,570	33,972

QUALITY

	Quantity	Base Number	Contract	LHB	Wales
% of FP17s for the same patient ID Re-attending within 3 months - Children	298	3,461	8.6%	8.5%	11.3%
% of FP17s for the same patient ID Re-attending within 3 months - Adults	2,662	15,528	17.1%	14.1%	16.7%
% of FP17s for the same patient ID Re-attending between 3 & 9 months - Children	1,895	3,461	54.8%	54.0%	58.0%
% of FP17s for the same patient ID Re-attending between 3 & 9 months - Adults	7,262	15,528	46.8%	51.6%	53.7%
% of FP17s for Band 1 Urgent Courses	2,493	18,328	13.6%	9.6%	8.9%
% of FP17s Relating to Free Repair or Replacements	185	18,328	1.0%	0.6%	0.7%
% of FP17s Relating to Continuations	219	18,328	1.2%	1.2%	0.9%
% of Patients satisfied with the dentistry they have received	377	398	94.7%	93.5%	93.9%
% of Patients satisfied with the time they had to wait for an appointment	343	398	86.2%	87.1%	88.4%

* This is based on patients treated on this contract for their most recent course of treatment. Figures in italics indicate the base number of FP17s or Patient Questionnaire responses are less than 100. N/A is shown where the base number of responses is less than 10 during the period. % is calculated as Quantity/Base number*100

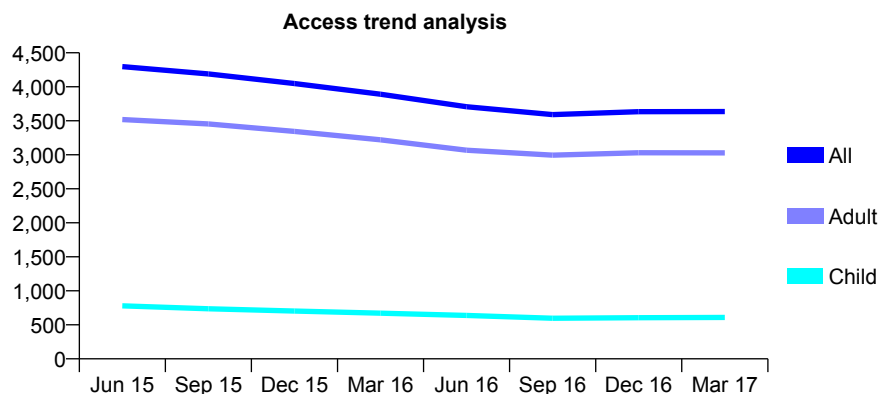
7A7 - Vital Signs At a Glance Contract Report for 140961/0001 - Year end March 2017

Name or company name	Integrated Dental Holdings
Contract type name	GDS Contract
Purpose of contract	General
Contract start date	01/09/2008
Contract end date	

16/17 Contracted general activity (UDA)	12,000
Carry forward general activity (UDA)	0
16/17 Contracted orthodontic activity (UOA)	0
Carry forward orthodontic activity (UOA)	0
Baseline contract value	£300,586.71

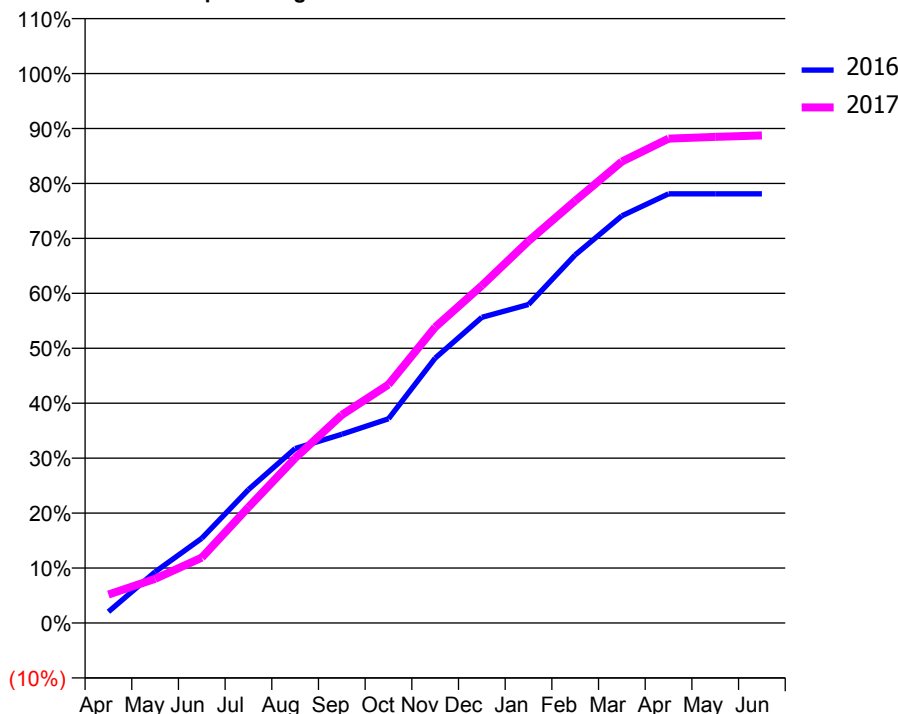
ACCESS*

Patients seen in 24 months	Total	Change since previous quarter
Quarter ending March 2016	3,892	
Quarter ending June 2016	3,706	↓
Quarter ending September 2016	3,592	↓
Quarter ending December 2016	3,635	→
Quarter ending March 2017	3,636	→
Variance since March 2016	(6.6%)	↓



ACTIVITY

Cumulative percentage of contracted UDA delivered 2016 & 2017



Month	Adjusted Scheduled Activity (UDA)	
	2016	2017
April	284	622
May	1,288	965
June	2,135	1,429
July	3,363	2,528
August	4,398	3,601
September	4,758	4,544
October	5,147	5,209
November	6,677	6,459
December	7,703	7,369
January	8,027	8,342
February	9,278	9,221
March	10,264	10,077
April	10,819	10,577
May	10,819	10,616
June	10,818	10,649

QUALITY

	Quantity	Base Number	Contract	LHB	Wales
% of FP17s for the same patient ID Re-attending within 3 months - Children	41	750	5.5%	8.5%	11.3%
% of FP17s for the same patient ID Re-attending within 3 months - Adults	567	3,885	14.6%	14.1%	16.7%
% of FP17s for the same patient ID Re-attending between 3 & 9 months - Children	310	750	41.3%	54.0%	58.0%
% of FP17s for the same patient ID Re-attending between 3 & 9 months - Adults	1,892	3,885	48.7%	51.6%	53.7%
% of FP17s for Band 1 Urgent Courses	255	4,642	5.5%	9.6%	8.9%
% of FP17s Relating to Free Repair or Replacements	45	4,642	1.0%	0.6%	0.7%
% of FP17s Relating to Continuations	116	4,642	2.5%	1.2%	0.9%
% of Patients satisfied with the dentistry they have received	64	73	87.7%	93.5%	93.9%
% of Patients satisfied with the time they had to wait for an appointment	51	73	69.9%	87.1%	88.4%

* This is based on patients treated on this contract for their most recent course of treatment. Figures in italics indicate the base number of FP17s or Patient Questionnaire responses are less than 100. N/A is shown where the base number of responses is less than 10 during the period. % is calculated as Quantity/Base number*100

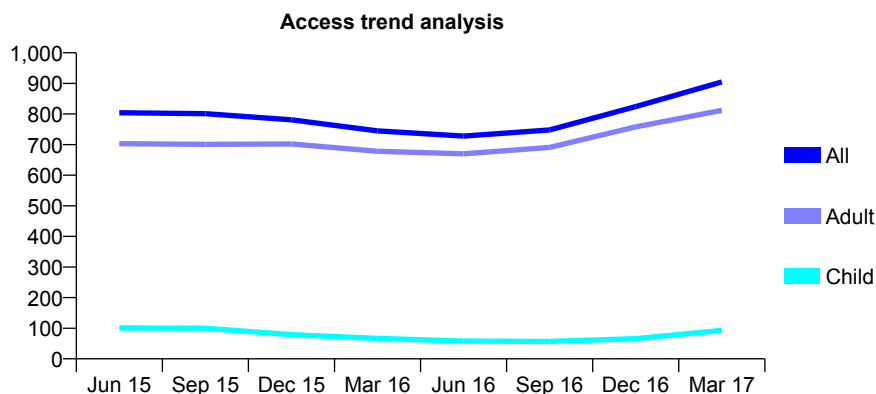
7A7 - Vital Signs At a Glance Contract Report for 154431/0001 - Year end March 2017

Name or company name	Powys Local Health Board
Contract type name	PDS Contract
Purpose of contract	General
Contract start date	01/09/2010
Contract end date	31/08/2020

16/17 Contracted general activity (UDA)	1,600
Carry forward general activity (UDA)	0
16/17 Contracted orthodontic activity (UOA)	0
Carry forward orthodontic activity (UOA)	0
Baseline contract value	£0.00

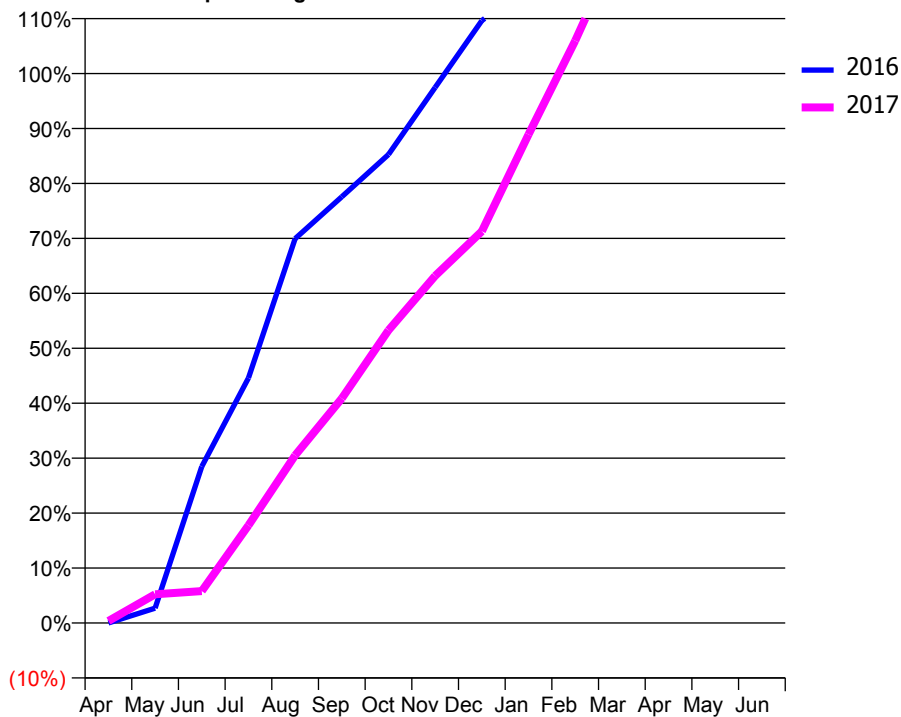
ACCESS*

Patients seen in 24 months	Total	Change since previous quarter
Quarter ending March 2016	745	
Quarter ending June 2016	728	↓
Quarter ending September 2016	748	↑
Quarter ending December 2016	824	↑
Quarter ending March 2017	905	↑
Variance since March 2016	21.5%	↑



ACTIVITY

Cumulative percentage of contracted UDA delivered 2016 & 2017



Month	Adjusted Scheduled Activity (UDA)	
	2016	2017
April	0	6
May	27	84
June	285	93
July	446	285
August	700	488
September	776	654
October	853	853
November	975	1,011
December	1,096	1,140
January	1,158	1,422
February	1,408	1,695
March	1,503	1,991
April	1,563	2,077
May	1,590	2,225
June	1,591	2,250

QUALITY

	Quantity	Base Number	Contract	LHB	Wales
% of FP17s for the same patient ID Re-attending within 3 months - Children	3	73	4.1%	8.5%	11.3%
% of FP17s for the same patient ID Re-attending within 3 months - Adults	47	796	5.9%	14.1%	16.7%
% of FP17s for the same patient ID Re-attending between 3 & 9 months - Children	4	73	5.5%	54.0%	58.0%
% of FP17s for the same patient ID Re-attending between 3 & 9 months - Adults	124	796	15.6%	51.6%	53.7%
% of FP17s for Band 1 Urgent Courses	333	904	36.8%	9.6%	8.9%
% of FP17s Relating to Free Repair or Replacements	1	904	0.1%	0.6%	0.7%
% of FP17s Relating to Continuations	1	904	0.1%	1.2%	0.9%
% of Patients satisfied with the dentistry they have received	15	15	100.0%	93.5%	93.9%
% of Patients satisfied with the time they had to wait for an appointment	14	15	93.3%	87.1%	88.4%

* This is based on patients treated on this contract for their most recent course of treatment. Figures in italics indicate the base number of FP17s or Patient Questionnaire responses are less than 100. N/A is shown where the base number of responses is less than 10 during the period. % is calculated as Quantity/Base number*100

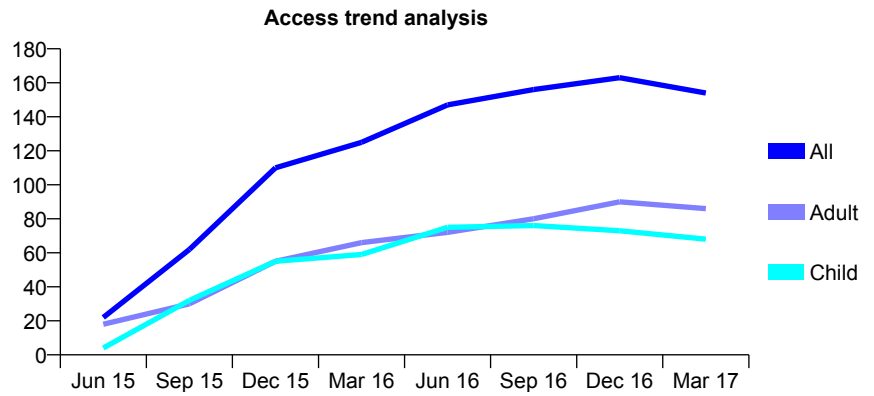
7A7 - Vital Signs At a Glance Contract Report for 154431/0002 - Year end March 2017

Name or company name	Powys Local Health Board
Contract type name	PDS Contract
Purpose of contract	General
Contract start date	01/08/2011
Contract end date	31/07/2021

16/17 Contracted general activity (UDA)	350
Carry forward general activity (UDA)	0
16/17 Contracted orthodontic activity (UOA)	0
Carry forward orthodontic activity (UOA)	0
Baseline contract value	£0.00

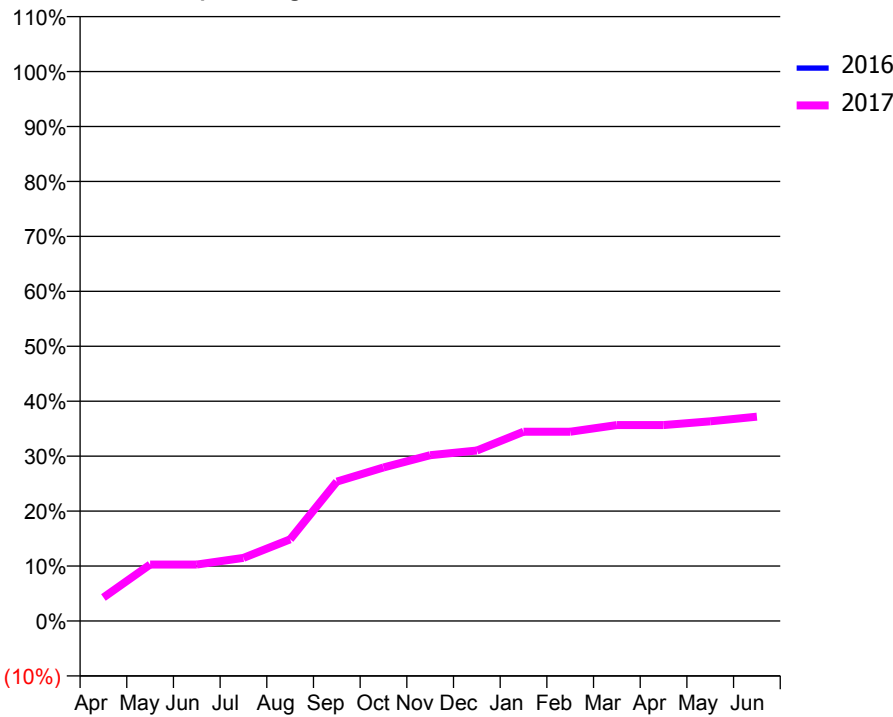
ACCESS*

Patients seen in 24 months	Total	Change since previous quarter
Quarter ending March 2016	125	
Quarter ending June 2016	147	↑
Quarter ending September 2016	156	↑
Quarter ending December 2016	163	↑
Quarter ending March 2017	154	↓
Variance since March 2016	23.2%	↑



ACTIVITY

Cumulative percentage of contracted UDA delivered 2016 & 2017



Month	Adjusted Scheduled Activity (UDA)	
	2016	2017
April	0	15
May	0	36
June	0	36
July	40	40
August	62	52
September	101	89
October	148	98
November	203	106
December	242	109
January	281	121
February	293	121
March	309	125
April	330	125
May	331	127
June	331	130

QUALITY

	Quantity	Base Number	Contract	LHB	Wales
% of FP17s for the same patient ID Re-attending within 3 months - Children	0	21	0.0%	8.5%	11.3%
% of FP17s for the same patient ID Re-attending within 3 months - Adults	0	60	0.0%	14.1%	16.7%
% of FP17s for the same patient ID Re-attending between 3 & 9 months - Children	0	21	0.0%	54.0%	58.0%
% of FP17s for the same patient ID Re-attending between 3 & 9 months - Adults	0	60	0.0%	51.6%	53.7%
% of FP17s for Band 1 Urgent Courses	41	67	61.2%	9.6%	8.9%
% of FP17s Relating to Free Repair or Replacements	0	67	0.0%	0.6%	0.7%
% of FP17s Relating to Continuations	0	67	0.0%	1.2%	0.9%
% of Patients satisfied with the dentistry they have received	2	4	N/A	93.5%	93.9%
% of Patients satisfied with the time they had to wait for an appointment	3	4	N/A	87.1%	88.4%

* This is based on patients treated on this contract for their most recent course of treatment. Figures in italics indicate the base number of FP17s or Patient Questionnaire responses are less than 100. N/A is shown where the base number of responses is less than 10 during the period. % is calculated as Quantity/Base number*100

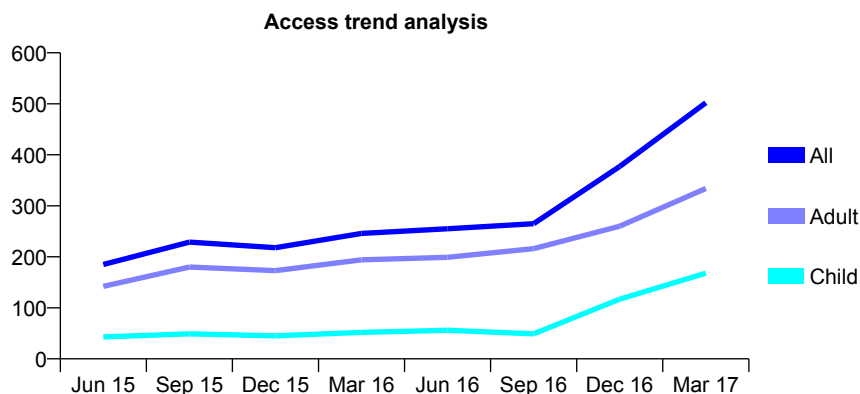
7A7 - Vital Signs At a Glance Contract Report for 154431/0003 - Year end March 2017

Name or company name	Powys Local Health Board
Contract type name	PDS Contract
Purpose of contract	General
Contract start date	01/08/2011
Contract end date	31/07/2021

16/17 Contracted general activity (UDA)	700
Carry forward general activity (UDA)	0
16/17 Contracted orthodontic activity (UOA)	0
Carry forward orthodontic activity (UOA)	0
Baseline contract value	£0.00

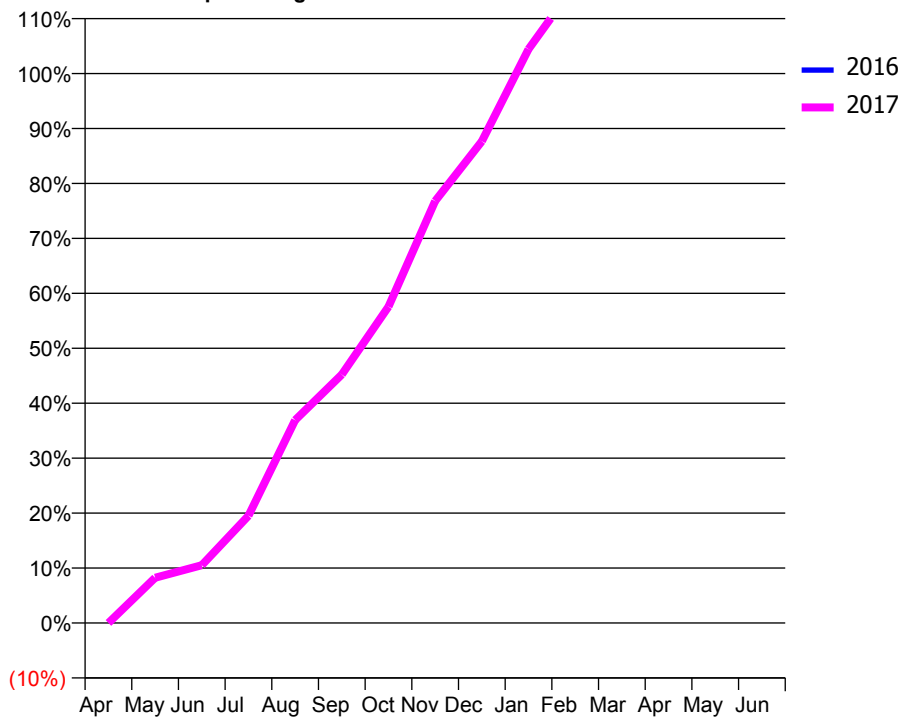
ACCESS*

Patients seen in 24 months	Total	Change since previous quarter
Quarter ending March 2016	246	
Quarter ending June 2016	255	↑
Quarter ending September 2016	265	↑
Quarter ending December 2016	377	↑
Quarter ending March 2017	502	↑
Variance since March 2016	104.1%	↑



ACTIVITY

Cumulative percentage of contracted UDA delivered 2016 & 2017



Month	Adjusted Scheduled Activity (UDA)	
	2016	2017
April	0	0
May	91	58
June	138	74
July	190	137
August	339	258
September	365	317
October	365	403
November	365	538
December	368	614
January	420	731
February	441	813
March	469	1,116
April	485	1,199
May	504	1,220
June	504	1,217

QUALITY

	Quantity	Base Number	Contract	LHB	Wales
% of FP17s for the same patient ID Re-attending within 3 months - Children	2	177	1.1%	8.5%	11.3%
% of FP17s for the same patient ID Re-attending within 3 months - Adults	29	340	8.5%	14.1%	16.7%
% of FP17s for the same patient ID Re-attending between 3 & 9 months - Children	9	177	5.1%	54.0%	58.0%
% of FP17s for the same patient ID Re-attending between 3 & 9 months - Adults	33	340	9.7%	51.6%	53.7%
% of FP17s for Band 1 Urgent Courses	142	546	26.0%	9.6%	8.9%
% of FP17s Relating to Free Repair or Replacements	0	546	0.0%	0.6%	0.7%
% of FP17s Relating to Continuations	2	546	0.4%	1.2%	0.9%
% of Patients satisfied with the dentistry they have received	5	5	N/A	93.5%	93.9%
% of Patients satisfied with the time they had to wait for an appointment	4	5	N/A	87.1%	88.4%

* This is based on patients treated on this contract for their most recent course of treatment. Figures in italics indicate the base number of FP17s or Patient Questionnaire responses are less than 100. N/A is shown where the base number of responses is less than 10 during the period. % is calculated as Quantity/Base number*100

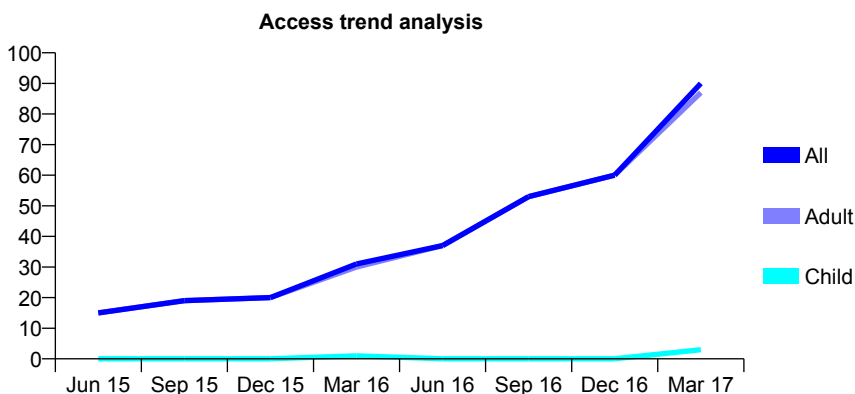
7A7 - Vital Signs At a Glance Contract Report for 154431/0004 - Year end March 2017

Name or company name	Powys Local Health Board
Contract type name	GDS Contract
Purpose of contract	General
Contract start date	24/10/2011
Contract end date	

16/17 Contracted general activity (UDA)	100
Carry forward general activity (UDA)	0
16/17 Contracted orthodontic activity (UOA)	0
Carry forward orthodontic activity (UOA)	0
Baseline contract value	£0.00

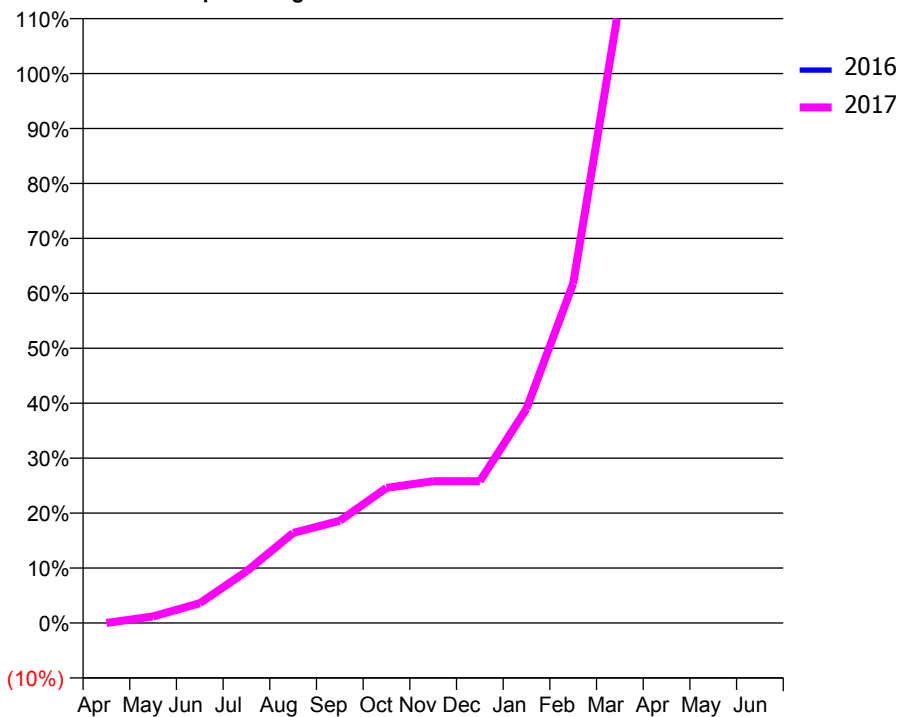
ACCESS*

Patients seen in 24 months	Total	Change since previous quarter
Quarter ending March 2016	31	
Quarter ending June 2016	37	↑
Quarter ending September 2016	53	↑
Quarter ending December 2016	60	↑
Quarter ending March 2017	90	↑
Variance since March 2016	190.3%	↑



ACTIVITY

Cumulative percentage of contracted UDA delivered 2016 & 2017



Adjusted Scheduled Activity (UDA)

Month	2016	2017
April	0	0
May	10	1
June	14	4
July	27	9
August	29	16
September	30	19
October	30	25
November	30	26
December	38	26
January	51	39
February	68	62
March	70	113
April	73	114
May	74	145
June	76	151

QUALITY

	Quantity	Base Number	Contract	LHB	Wales
% of FP17s for the same patient ID Re-attending within 3 months - Children	0	3	0.0%	8.5%	11.3%
% of FP17s for the same patient ID Re-attending within 3 months - Adults	1	87	1.1%	14.1%	16.7%
% of FP17s for the same patient ID Re-attending between 3 & 9 months - Children	0	3	0.0%	54.0%	58.0%
% of FP17s for the same patient ID Re-attending between 3 & 9 months - Adults	2	87	2.3%	51.6%	53.7%
% of FP17s for Band 1 Urgent Courses	58	91	63.7%	9.6%	8.9%
% of FP17s Relating to Free Repair or Replacements	0	91	0.0%	0.6%	0.7%
% of FP17s Relating to Continuations	0	91	0.0%	1.2%	0.9%
% of Patients satisfied with the dentistry they have received	2	2	N/A	93.5%	93.9%
% of Patients satisfied with the time they had to wait for an appointment	1	2	N/A	87.1%	88.4%

* This is based on patients treated on this contract for their most recent course of treatment. Figures in italics indicate the base number of FP17s or Patient Questionnaire responses are less than 100. N/A is shown where the base number of responses is less than 10 during the period. % is calculated as Quantity/Base number*100

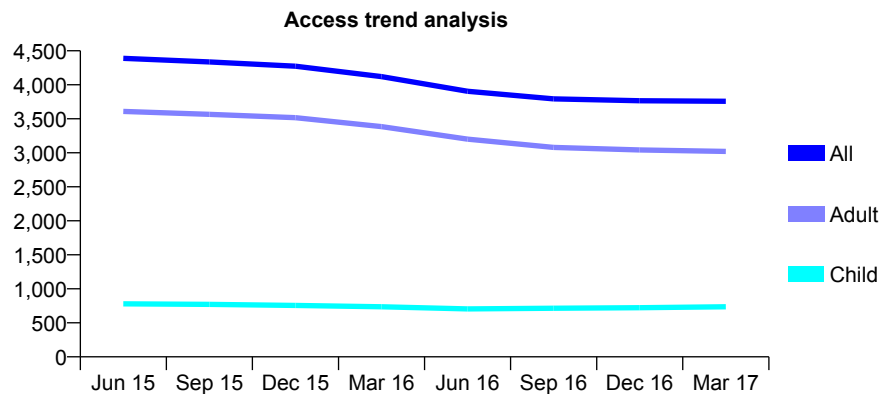
7A7 - Vital Signs At a Glance Contract Report for 158194/0003 - Year end March 2017

Name or company name	Denticare Ltd
Contract type name	GDS Contract
Purpose of contract	General
Contract start date	01/04/2006
Contract end date	

16/17 Contracted general activity (UDA)	12,000
Carry forward general activity (UDA)	0
16/17 Contracted orthodontic activity (UOA)	0
Carry forward orthodontic activity (UOA)	0
Baseline contract value	£300,550.18

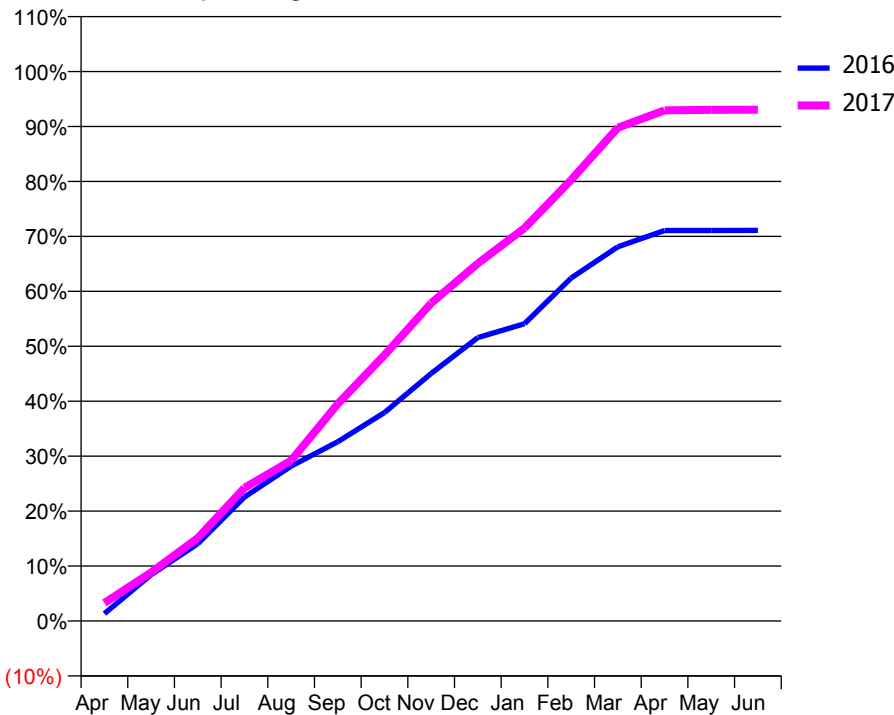
ACCESS*

Patients seen in 24 months	Total	Change since previous quarter
Quarter ending March 2016	4,121	
Quarter ending June 2016	3,905	↓
Quarter ending September 2016	3,794	↓
Quarter ending December 2016	3,766	→
Quarter ending March 2017	3,757	→
Variance since March 2016	(8.8%)	↓



ACTIVITY

Cumulative percentage of contracted UDA delivered 2016 & 2017



Month	Adjusted Scheduled Activity (UDA)	
	2016	2017
April	185	395
May	1,154	1,060
June	1,928	1,811
July	3,090	2,907
August	3,861	3,503
September	4,471	4,741
October	5,201	5,809
November	6,173	6,941
December	7,069	7,810
January	7,414	8,581
February	8,555	9,635
March	9,332	10,774
April	9,740	11,152
May	9,740	11,165
June	9,743	11,166

QUALITY

	Quantity	Base Number	Contract	LHB	Wales
% of FP17s for the same patient ID Re-attending within 3 months - Children	73	1,148	6.4%	8.5%	11.3%
% of FP17s for the same patient ID Re-attending within 3 months - Adults	484	4,456	10.9%	14.1%	16.7%
% of FP17s for the same patient ID Re-attending between 3 & 9 months - Children	637	1,148	55.5%	54.0%	58.0%
% of FP17s for the same patient ID Re-attending between 3 & 9 months - Adults	1,875	4,456	42.1%	51.6%	53.7%
% of FP17s for Band 1 Urgent Courses	358	5,611	6.4%	9.6%	8.9%
% of FP17s Relating to Free Repair or Replacements	30	5,611	0.5%	0.6%	0.7%
% of FP17s Relating to Continuations	75	5,611	1.3%	1.2%	0.9%
% of Patients satisfied with the dentistry they have received	67	74	90.5%	93.5%	93.9%
% of Patients satisfied with the time they had to wait for an appointment	60	74	81.1%	87.1%	88.4%

* This is based on patients treated on this contract for their most recent course of treatment. Figures in italics indicate the base number of FP17s or Patient Questionnaire responses are less than 100. N/A is shown where the base number of responses is less than 10 during the period. % is calculated as Quantity/Base number*100

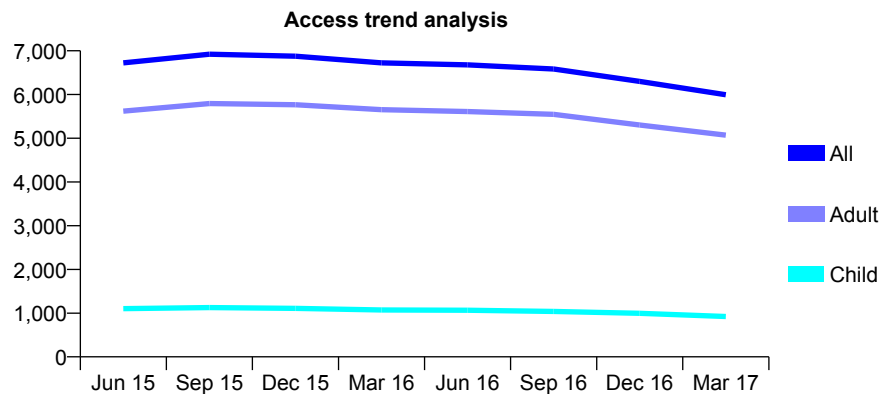
7A7 - Vital Signs At a Glance Contract Report for 158194/0004 - Year end March 2017

Name or company name	Denticare Ltd
Contract type name	GDS Contract
Purpose of contract	General
Contract start date	01/04/2006
Contract end date	

16/17 Contracted general activity (UDA)	17,500
Carry forward general activity (UDA)	0
16/17 Contracted orthodontic activity (UOA)	0
Carry forward orthodontic activity (UOA)	0
Baseline contract value	£438,307.10

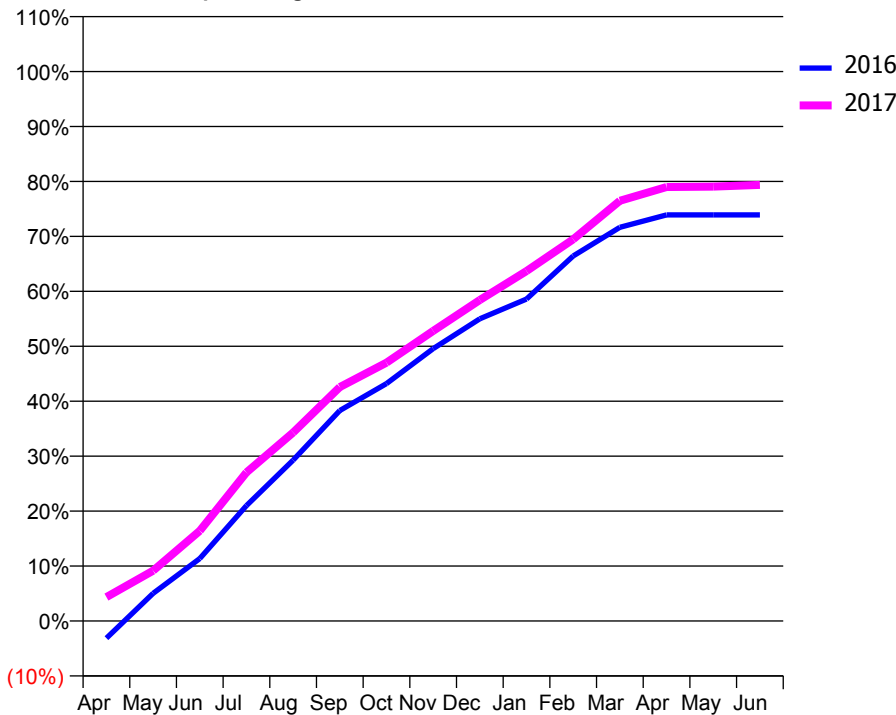
ACCESS*

Patients seen in 24 months	Total	Change since previous quarter
Quarter ending March 2016	6,723	
Quarter ending June 2016	6,677	→
Quarter ending September 2016	6,585	↓
Quarter ending December 2016	6,300	↓
Quarter ending March 2017	5,994	↓
Variance since March 2016	(10.8%)	↓



ACTIVITY

Cumulative percentage of contracted UDA delivered 2016 & 2017



Month	Adjusted Scheduled Activity (UDA)	
	2016	2017
April	-681	761
May	1,090	1,605
June	2,464	2,874
July	4,554	4,732
August	6,349	6,003
September	8,307	7,450
October	9,372	8,227
November	10,749	9,237
December	11,925	10,224
January	12,707	11,145
February	14,406	12,156
March	15,535	13,382
April	16,023	13,822
May	16,023	13,833
June	16,027	13,887

QUALITY

	Quantity	Base Number	Contract	LHB	Wales
% of FP17s for the same patient ID Re-attending within 3 months - Children	50	999	5.0%	8.5%	11.3%
% of FP17s for the same patient ID Re-attending within 3 months - Adults	555	5,533	10.0%	14.1%	16.7%
% of FP17s for the same patient ID Re-attending between 3 & 9 months - Children	280	999	28.0%	54.0%	58.0%
% of FP17s for the same patient ID Re-attending between 3 & 9 months - Adults	2,170	5,533	39.2%	51.6%	53.7%
% of FP17s for Band 1 Urgent Courses	192	6,513	2.9%	9.6%	8.9%
% of FP17s Relating to Free Repair or Replacements	13	6,513	0.2%	0.6%	0.7%
% of FP17s Relating to Continuations	115	6,513	1.8%	1.2%	0.9%
% of Patients satisfied with the dentistry they have received	97	107	90.7%	93.5%	93.9%
% of Patients satisfied with the time they had to wait for an appointment	83	107	77.6%	87.1%	88.4%

* This is based on patients treated on this contract for their most recent course of treatment. Figures in italics indicate the base number of FP17s or Patient Questionnaire responses are less than 100. N/A is shown where the base number of responses is less than 10 during the period. % is calculated as Quantity/Base number*100

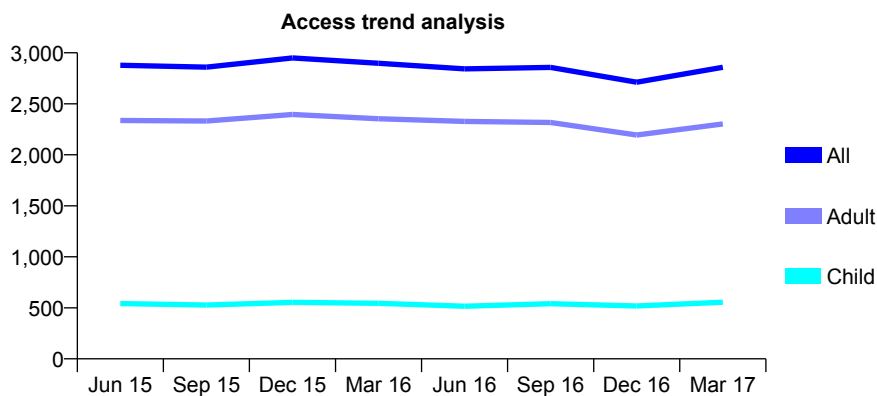
7A7 - Vital Signs At a Glance Contract Report for 158194/0010 - Year end March 2017

Name or company name	Denticare Ltd
Contract type name	GDS Contract
Purpose of contract	General
Contract start date	01/04/2006
Contract end date	

16/17 Contracted general activity (UDA)	9,500
Carry forward general activity (UDA)	0
16/17 Contracted orthodontic activity (UOA)	0
Carry forward orthodontic activity (UOA)	0
Baseline contract value	£237,935.56

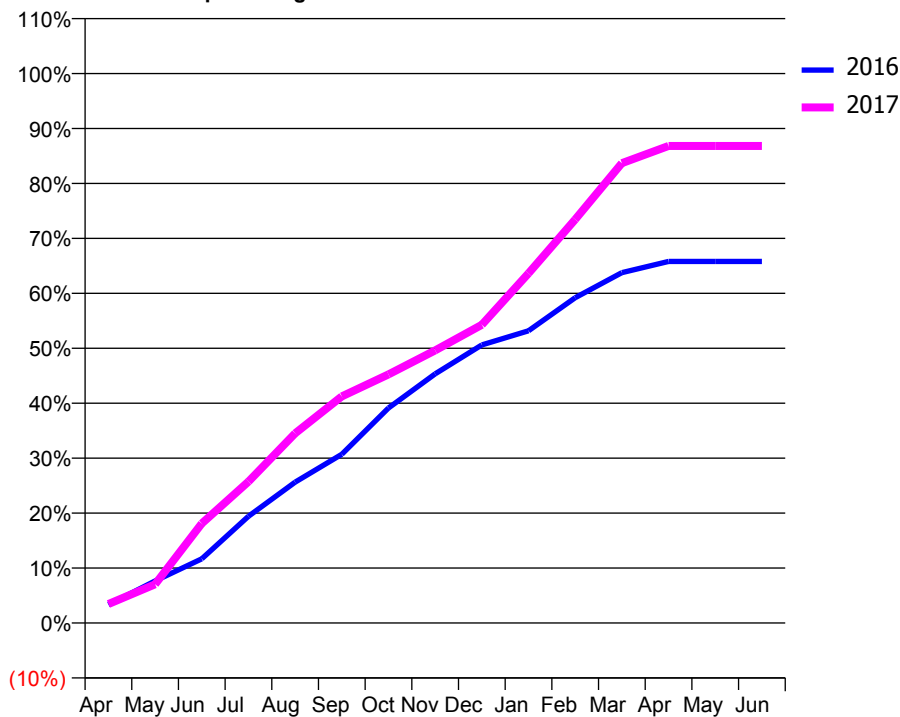
ACCESS*

Patients seen in 24 months	Total	Change since previous quarter
Quarter ending March 2016	2,897	
Quarter ending June 2016	2,843	↓
Quarter ending September 2016	2,857	→
Quarter ending December 2016	2,712	↓
Quarter ending March 2017	2,858	↑
Variance since March 2016	(1.3%)	↓



ACTIVITY

Cumulative percentage of contracted UDA delivered 2016 & 2017



Month	Adjusted Scheduled Activity (UDA)	
	2016	2017
April	317	329
May	728	671
June	1,111	1,722
July	1,846	2,445
August	2,436	3,279
September	2,917	3,918
October	3,718	4,298
November	4,307	4,713
December	4,807	5,155
January	5,052	6,045
February	5,624	6,978
March	6,057	7,951
April	6,251	8,247
May	6,251	8,247
June	6,251	8,247

QUALITY

	Quantity	Base Number	Contract	LHB	Wales
% of FP17s for the same patient ID Re-attending within 3 months - Children	40	775	5.2%	8.5%	11.3%
% of FP17s for the same patient ID Re-attending within 3 months - Adults	470	3,358	14.0%	14.1%	16.7%
% of FP17s for the same patient ID Re-attending between 3 & 9 months - Children	374	775	48.3%	54.0%	58.0%
% of FP17s for the same patient ID Re-attending between 3 & 9 months - Adults	1,289	3,358	38.4%	51.6%	53.7%
% of FP17s for Band 1 Urgent Courses	514	4,211	12.2%	9.6%	8.9%
% of FP17s Relating to Free Repair or Replacements	39	4,211	0.9%	0.6%	0.7%
% of FP17s Relating to Continuations	69	4,211	1.6%	1.2%	0.9%
% of Patients satisfied with the dentistry they have received	53	57	93.0%	93.5%	93.9%
% of Patients satisfied with the time they had to wait for an appointment	47	57	82.5%	87.1%	88.4%

* This is based on patients treated on this contract for their most recent course of treatment. Figures in italics indicate the base number of FP17s or Patient Questionnaire responses are less than 100. N/A is shown where the base number of responses is less than 10 during the period. % is calculated as Quantity/Base number*100

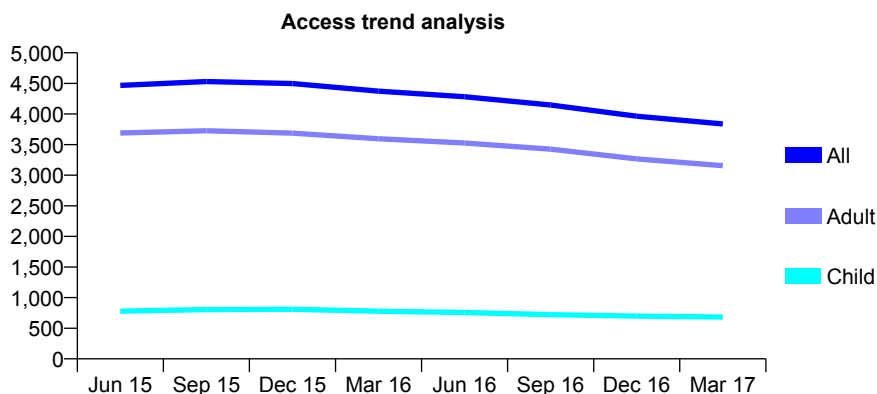
7A7 - Vital Signs At a Glance Contract Report for 158194/0022 - Year end March 2017

Name or company name	Denticare Ltd
Contract type name	GDS Contract
Purpose of contract	General
Contract start date	15/12/2008
Contract end date	

16/17 Contracted general activity (UDA)	11,000
Carry forward general activity (UDA)	0
16/17 Contracted orthodontic activity (UOA)	0
Carry forward orthodontic activity (UOA)	0
Baseline contract value	£275,504.33

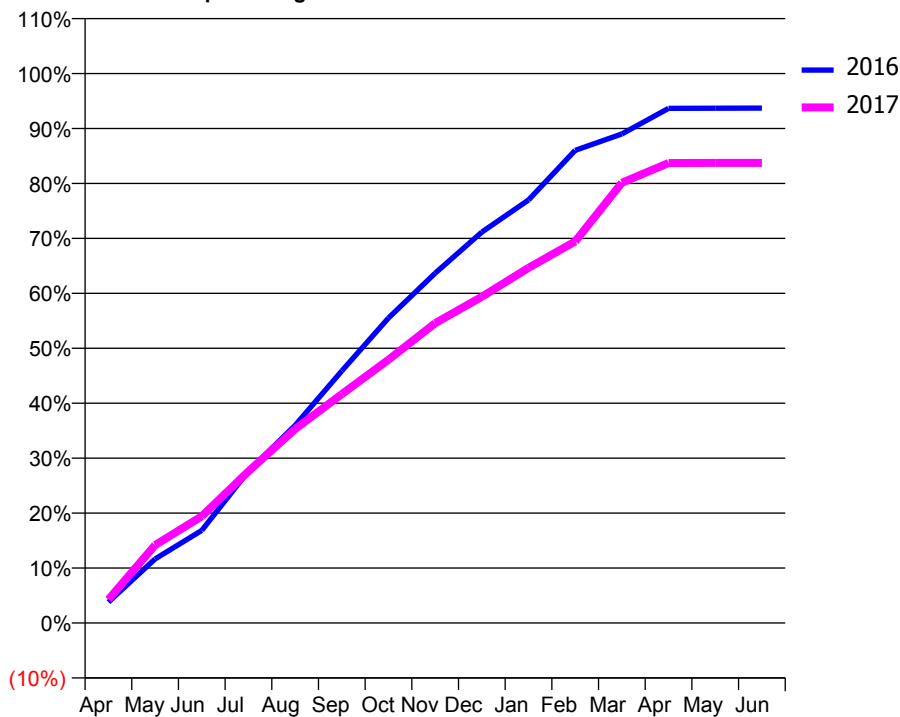
ACCESS*

Patients seen in 24 months	Total	Change since previous quarter
Quarter ending March 2016	4,374	
Quarter ending June 2016	4,283	↓
Quarter ending September 2016	4,148	↓
Quarter ending December 2016	3,964	↓
Quarter ending March 2017	3,838	↓
Variance since March 2016	(12.3%)	↓



ACTIVITY

Cumulative percentage of contracted UDA delivered 2016 & 2017



Adjusted Scheduled Activity (UDA)

Month	2016	2017
April	455	472
May	1,400	1,560
June	2,022	2,136
July	3,320	3,037
August	4,316	3,882
September	5,505	4,582
October	6,661	5,270
November	7,639	6,003
December	8,536	6,530
January	9,237	7,109
February	10,322	7,640
March	10,681	8,814
April	11,240	9,209
May	11,243	9,210
June	11,245	9,210

QUALITY

	Quantity	Base Number	Contract	LHB	Wales
% of FP17s for the same patient ID Re-attending within 3 months - Children	43	795	5.4%	8.5%	11.3%
% of FP17s for the same patient ID Re-attending within 3 months - Adults	476	3,410	14.0%	14.1%	16.7%
% of FP17s for the same patient ID Re-attending between 3 & 9 months - Children	426	795	53.6%	54.0%	58.0%
% of FP17s for the same patient ID Re-attending between 3 & 9 months - Adults	1,579	3,410	46.3%	51.6%	53.7%
% of FP17s for Band 1 Urgent Courses	361	4,119	8.8%	9.6%	8.9%
% of FP17s Relating to Free Repair or Replacements	19	4,119	0.5%	0.6%	0.7%
% of FP17s Relating to Continuations	87	4,119	2.1%	1.2%	0.9%
% of Patients satisfied with the dentistry they have received	94	101	93.1%	93.5%	93.9%
% of Patients satisfied with the time they had to wait for an appointment	86	101	85.1%	87.1%	88.4%

* This is based on patients treated on this contract for their most recent course of treatment. Figures in italics indicate the base number of FP17s or Patient Questionnaire responses are less than 100. N/A is shown where the base number of responses is less than 10 during the period. % is calculated as Quantity/Base number*100

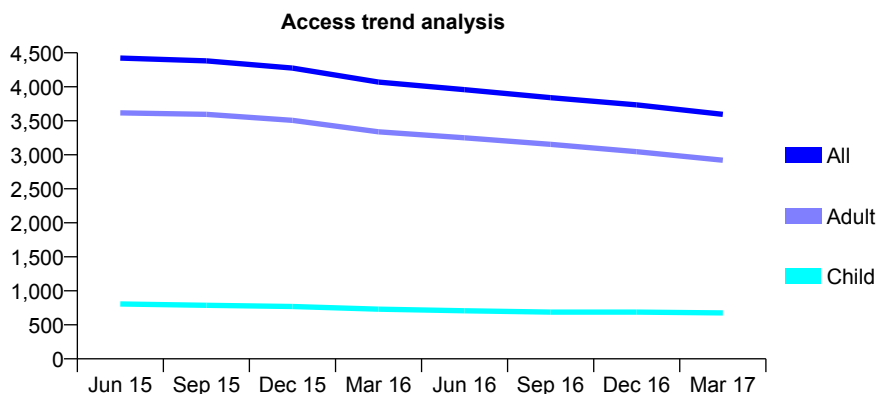
7A7 - Vital Signs At a Glance Contract Report for 158194/0024 - Year end March 2017

Name or company name	Denticare Ltd
Contract type name	GDS Contract
Purpose of contract	General
Contract start date	01/07/2009
Contract end date	

16/17 Contracted general activity (UDA)	12,000
Carry forward general activity (UDA)	0
16/17 Contracted orthodontic activity (UOA)	0
Carry forward orthodontic activity (UOA)	0
Baseline contract value	£300,542.37

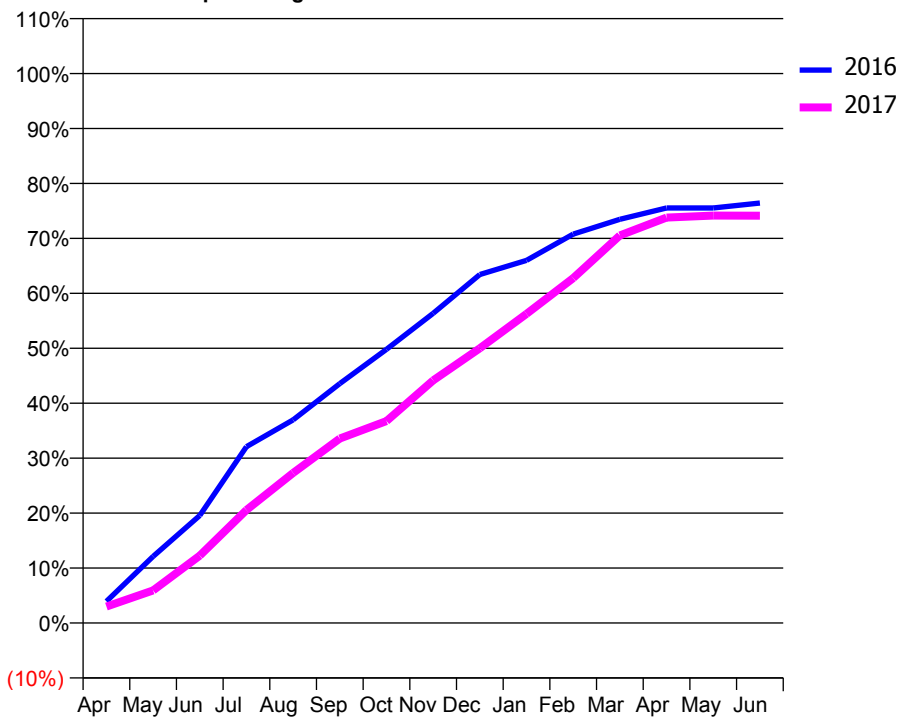
ACCESS*

Patients seen in 24 months	Total	Change since previous quarter
Quarter ending March 2016	4,070	
Quarter ending June 2016	3,957	↓
Quarter ending September 2016	3,840	↓
Quarter ending December 2016	3,734	↓
Quarter ending March 2017	3,596	↓
Variance since March 2016	(11.6%)	↓



ACTIVITY

Cumulative percentage of contracted UDA delivered 2016 & 2017



Month	Adjusted Scheduled Activity (UDA)	
	2016	2017
April	551	361
May	1,698	711
June	2,738	1,471
July	4,494	2,467
August	5,177	3,277
September	6,101	4,029
October	6,972	4,409
November	7,890	5,298
December	8,878	6,001
January	9,239	6,752
February	9,910	7,533
March	10,286	8,463
April	10,573	8,853
May	10,574	8,898
June	10,700	8,895

QUALITY

	Quantity	Base Number	Contract	LHB	Wales
% of FP17s for the same patient ID Re-attending within 3 months - Children	58	908	6.4%	8.5%	11.3%
% of FP17s for the same patient ID Re-attending within 3 months - Adults	553	4,162	13.3%	14.1%	16.7%
% of FP17s for the same patient ID Re-attending between 3 & 9 months - Children	402	908	44.3%	54.0%	58.0%
% of FP17s for the same patient ID Re-attending between 3 & 9 months - Adults	2,094	4,162	50.3%	51.6%	53.7%
% of FP17s for Band 1 Urgent Courses	452	5,044	9.0%	9.6%	8.9%
% of FP17s Relating to Free Repair or Replacements	33	5,044	0.7%	0.6%	0.7%
% of FP17s Relating to Continuations	70	5,044	1.4%	1.2%	0.9%
% of Patients satisfied with the dentistry they have received	66	69	95.7%	93.5%	93.9%
% of Patients satisfied with the time they had to wait for an appointment	56	69	81.2%	87.1%	88.4%

* This is based on patients treated on this contract for their most recent course of treatment. Figures in italics indicate the base number of FP17s or Patient Questionnaire responses are less than 100. N/A is shown where the base number of responses is less than 10 during the period. % is calculated as Quantity/Base number*100

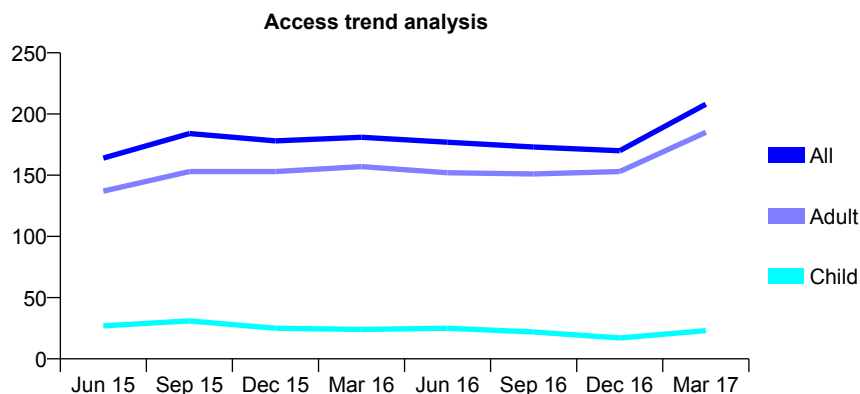
7A7 - Vital Signs At a Glance Contract Report for 158194/0026 - Year end March 2017

Name or company name	Denticare Ltd
Contract type name	PDS Contract
Purpose of contract	General
Contract start date	01/11/2010
Contract end date	31/10/2020

16/17 Contracted general activity (UDA)	638
Carry forward general activity (UDA)	0
16/17 Contracted orthodontic activity (UOA)	0
Carry forward orthodontic activity (UOA)	0
Baseline contract value	£68,044.05

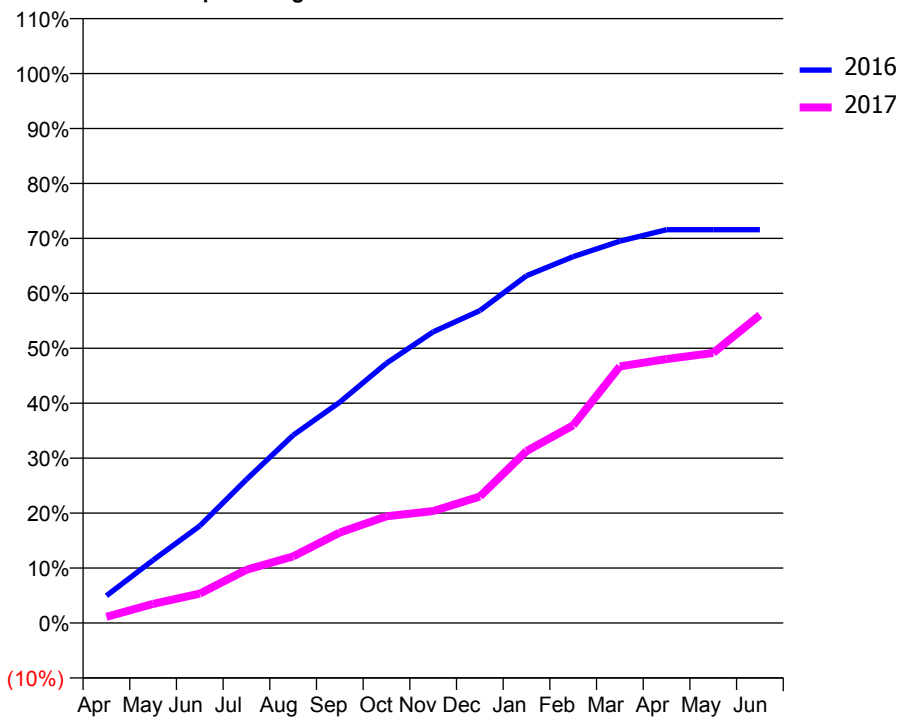
ACCESS*

Patients seen in 24 months	Total	Change since previous quarter
Quarter ending March 2016	181	
Quarter ending June 2016	177	↓
Quarter ending September 2016	173	↓
Quarter ending December 2016	170	↓
Quarter ending March 2017	208	↑
Variance since March 2016	14.9%	↑



ACTIVITY

Cumulative percentage of contracted UDA delivered 2016 & 2017



Month	Adjusted Scheduled Activity (UDA)	
	2016	2017
April	32	7
May	73	22
June	113	34
July	167	62
August	218	77
September	256	105
October	302	124
November	338	130
December	363	147
January	403	200
February	425	230
March	443	298
April	457	306
May	457	314
June	457	358

QUALITY

	Quantity	Base Number	Contract	LHB	Wales
% of FP17s for the same patient ID Re-attending within 3 months - Children	0	33	0.0%	8.5%	11.3%
% of FP17s for the same patient ID Re-attending within 3 months - Adults	2	246	0.8%	14.1%	16.7%
% of FP17s for the same patient ID Re-attending between 3 & 9 months - Children	0	33	0.0%	54.0%	58.0%
% of FP17s for the same patient ID Re-attending between 3 & 9 months - Adults	1	246	0.4%	51.6%	53.7%
% of FP17s for Band 1 Urgent Courses	293	297	98.7%	9.6%	8.9%
% of FP17s Relating to Free Repair or Replacements	0	297	0.0%	0.6%	0.7%
% of FP17s Relating to Continuations	0	297	0.0%	1.2%	0.9%
% of Patients satisfied with the dentistry they have received	4	5	N/A	93.5%	93.9%
% of Patients satisfied with the time they had to wait for an appointment	4	5	N/A	87.1%	88.4%

* This is based on patients treated on this contract for their most recent course of treatment. Figures in italics indicate the base number of FP17s or Patient Questionnaire responses are less than 100. N/A is shown where the base number of responses is less than 10 during the period. % is calculated as Quantity/Base number*100

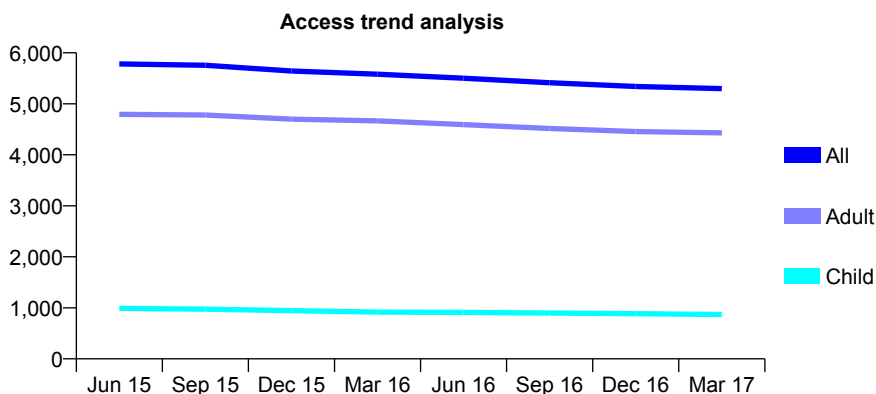
7A7 - Vital Signs At a Glance Contract Report for 193267/0001 - Year end March 2017

Name or company name	Dr DG Evans and Dr JC Evans
Contract type name	GDS Contract
Purpose of contract	General
Contract start date	01/04/2006
Contract end date	

16/17 Contracted general activity (UDA)	15,417
Carry forward general activity (UDA)	-496
16/17 Contracted orthodontic activity (UOA)	0
Carry forward orthodontic activity (UOA)	0
Baseline contract value	£390,454.17

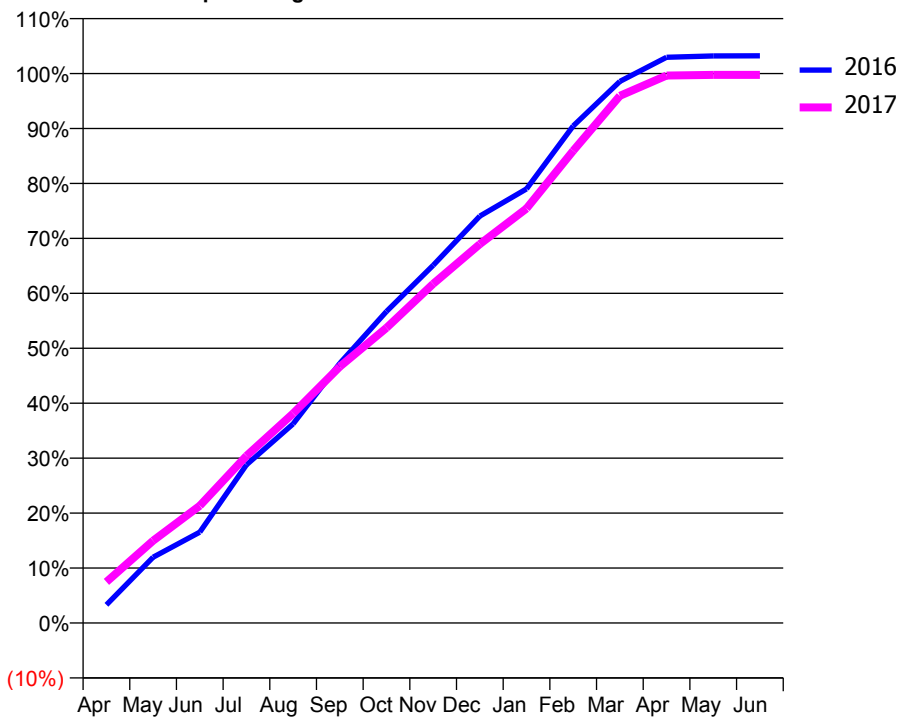
ACCESS*

Patients seen in 24 months	Total	Change since previous quarter
Quarter ending March 2016	5,581	
Quarter ending June 2016	5,503	↓
Quarter ending September 2016	5,413	↓
Quarter ending December 2016	5,341	↓
Quarter ending March 2017	5,298	→
Variance since March 2016	(5.1%)	↓



ACTIVITY

Cumulative percentage of contracted UDA delivered 2016 & 2017



Month	Adjusted Scheduled Activity (UDA)	
	2016	2017
April	510	1,153
May	1,845	2,310
June	2,551	3,291
July	4,440	4,689
August	5,589	5,878
September	7,287	7,194
October	8,742	8,281
November	10,037	9,516
December	11,416	10,632
January	12,178	11,631
February	13,947	13,250
March	15,196	14,790
April	15,873	15,361
May	15,911	15,380
June	15,914	15,380

QUALITY

	Quantity	Base Number	Contract	LHB	Wales
% of FP17s for the same patient ID Re-attending within 3 months - Children	88	1,312	6.7%	8.5%	11.3%
% of FP17s for the same patient ID Re-attending within 3 months - Adults	1,013	6,765	15.0%	14.1%	16.7%
% of FP17s for the same patient ID Re-attending between 3 & 9 months - Children	834	1,312	63.6%	54.0%	58.0%
% of FP17s for the same patient ID Re-attending between 3 & 9 months - Adults	4,025	6,765	59.5%	51.6%	53.7%
% of FP17s for Band 1 Urgent Courses	704	7,994	8.8%	9.6%	8.9%
% of FP17s Relating to Free Repair or Replacements	68	7,994	0.9%	0.6%	0.7%
% of FP17s Relating to Continuations	91	7,994	1.1%	1.2%	0.9%
% of Patients satisfied with the dentistry they have received	151	157	96.2%	93.5%	93.9%
% of Patients satisfied with the time they had to wait for an appointment	152	157	96.8%	87.1%	88.4%

* This is based on patients treated on this contract for their most recent course of treatment. Figures in italics indicate the base number of FP17s or Patient Questionnaire responses are less than 100. N/A is shown where the base number of responses is less than 10 during the period. % is calculated as Quantity/Base number*100

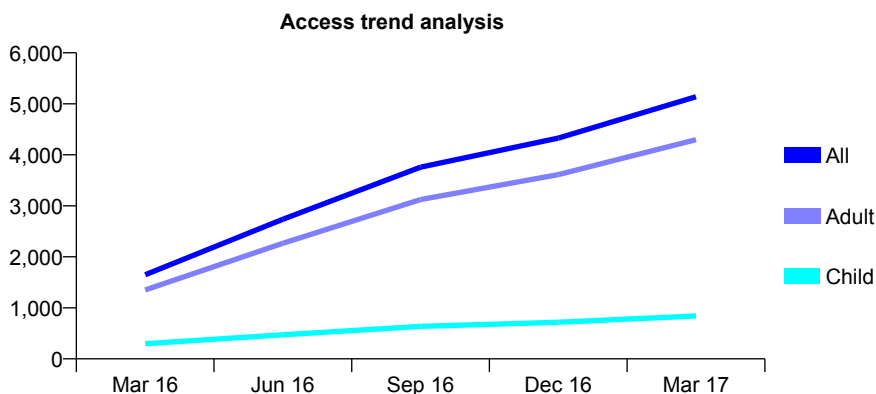
7A7 - Vital Signs At a Glance Contract Report for 208248/0002 - Year end March 2017

Name or company name	The Martin Partnership
Contract type name	GDS Contract
Purpose of contract	General
Contract start date	21/12/2015
Contract end date	

16/17 Contracted general activity (UDA)	16,364
Carry forward general activity (UDA)	-139
16/17 Contracted orthodontic activity (UOA)	0
Carry forward orthodontic activity (UOA)	0
Baseline contract value	£401,146.32

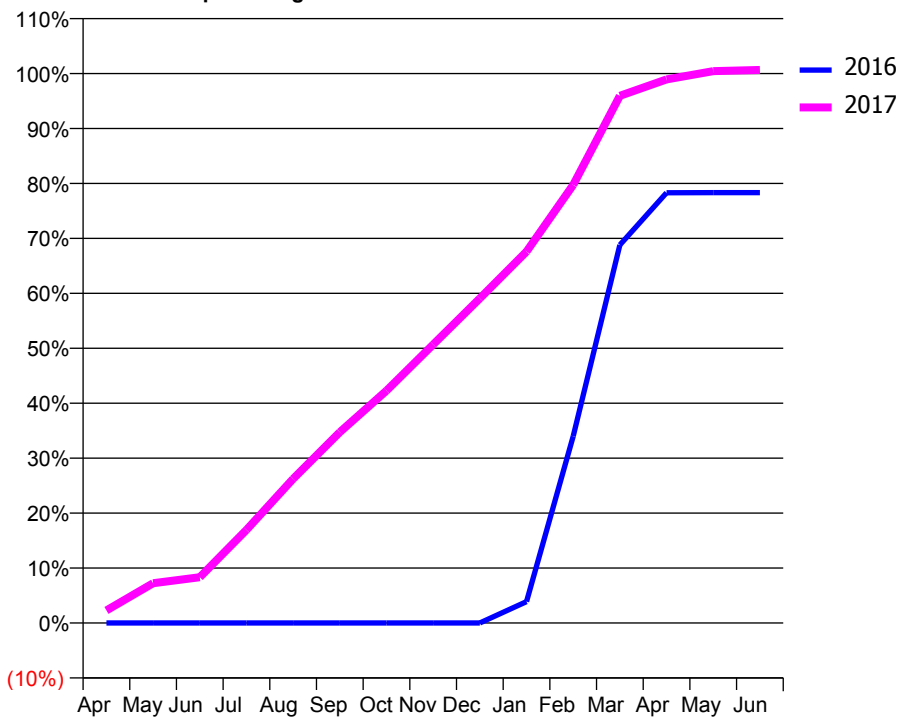
ACCESS*

Patients seen in 24 months	Total	Change since previous quarter
Quarter ending March 2016	1,648	
Quarter ending June 2016	2,737	↑
Quarter ending September 2016	3,759	↑
Quarter ending December 2016	4,329	↑
Quarter ending March 2017	5,139	↑
Variance since March 2016	211.8%	↑



ACTIVITY

Cumulative percentage of contracted UDA delivered 2016 & 2017



Month	Adjusted Scheduled Activity (UDA)	
	2016	2017
April	0	375
May	0	1,185
June	0	1,366
July	0	2,773
August	0	4,297
September	0	5,683
October	0	6,920
November	0	8,292
December	0	9,667
January	180	11,060
February	1,571	13,045
March	3,179	15,700
April	3,617	16,189
May	3,618	16,435
June	3,618	16,469

QUALITY

	Quantity	Base Number	Contract	LHB	Wales
% of FP17s for the same patient ID Re-attending within 3 months - Children	39	1,173	3.3%	8.5%	11.3%
% of FP17s for the same patient ID Re-attending within 3 months - Adults	483	6,267	7.7%	14.1%	16.7%
% of FP17s for the same patient ID Re-attending between 3 & 9 months - Children	414	1,173	35.3%	54.0%	58.0%
% of FP17s for the same patient ID Re-attending between 3 & 9 months - Adults	2,306	6,267	36.8%	51.6%	53.7%
% of FP17s for Band 1 Urgent Courses	425	7,566	5.6%	9.6%	8.9%
% of FP17s Relating to Free Repair or Replacements	33	7,566	0.4%	0.6%	0.7%
% of FP17s Relating to Continuations	36	7,566	0.5%	1.2%	0.9%
% of Patients satisfied with the dentistry they have received	106	111	95.5%	93.5%	93.9%
% of Patients satisfied with the time they had to wait for an appointment	102	111	91.9%	87.1%	88.4%

* This is based on patients treated on this contract for their most recent course of treatment. Figures in italics indicate the base number of FP17s or Patient Questionnaire responses are less than 100. N/A is shown where the base number of responses is less than 10 during the period. % is calculated as Quantity/Base number*100

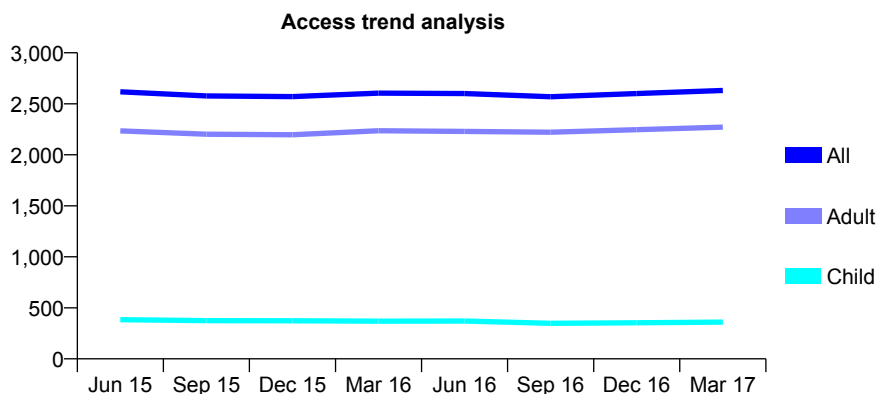
7A7 - Vital Signs At a Glance Contract Report for 218812/0001 - Year end March 2017

Name or company name	MR JD ROBERTS-JAMES
Contract type name	GDS Contract
Purpose of contract	General
Contract start date	01/04/2006
Contract end date	

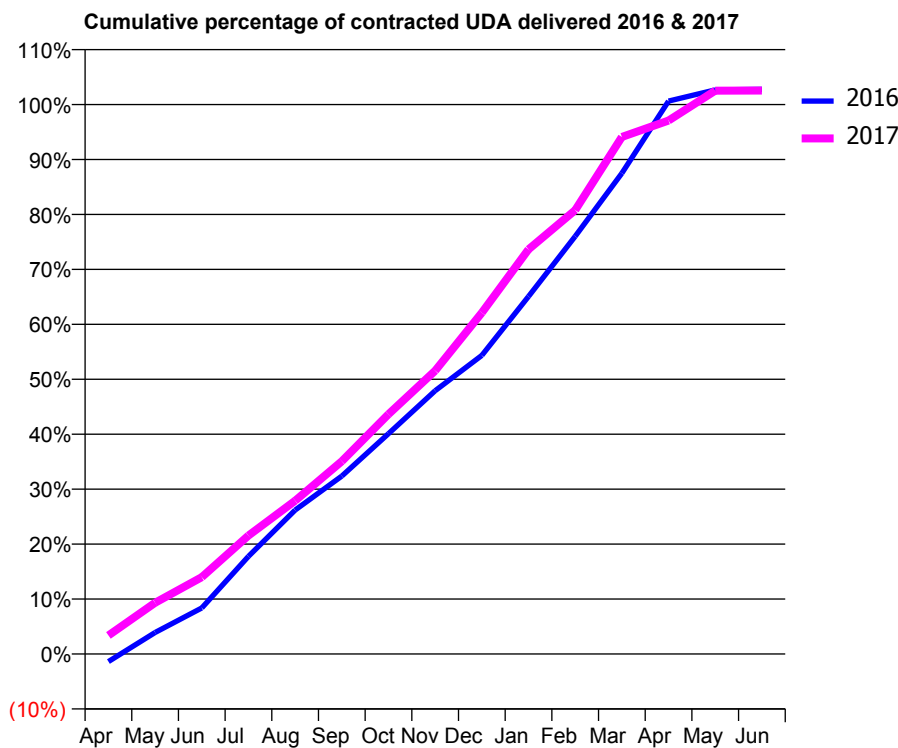
16/17 Contracted general activity (UDA)	7,456
Carry forward general activity (UDA)	-205
16/17 Contracted orthodontic activity (UOA)	0
Carry forward orthodontic activity (UOA)	0
Baseline contract value	£187,725.56

ACCESS*

Patients seen in 24 months	Total	Change since previous quarter
Quarter ending March 2016	2,605	
Quarter ending June 2016	2,601	→
Quarter ending September 2016	2,569	↓
Quarter ending December 2016	2,601	→
Quarter ending March 2017	2,631	→
Variance since March 2016	1.0%	→



ACTIVITY



Month	Adjusted Scheduled Activity (UDA)	
	2016	2017
April	-104	252
May	292	695
June	625	1,042
July	1,325	1,607
August	1,953	2,080
September	2,415	2,615
October	2,991	3,255
November	3,573	3,844
December	4,051	4,631
January	4,852	5,491
February	5,667	6,022
March	6,524	7,015
April	7,502	7,238
May	7,655	7,644
June	7,662	7,645

QUALITY

	Quantity	Base Number	Contract	LHB	Wales
% of FP17s for the same patient ID Re-attending within 3 months - Children	36	591	6.1%	8.5%	11.3%
% of FP17s for the same patient ID Re-attending within 3 months - Adults	419	3,202	13.1%	14.1%	16.7%
% of FP17s for the same patient ID Re-attending between 3 & 9 months - Children	369	591	62.4%	54.0%	58.0%
% of FP17s for the same patient ID Re-attending between 3 & 9 months - Adults	1,764	3,202	55.1%	51.6%	53.7%
% of FP17s for Band 1 Urgent Courses	187	3,674	5.1%	9.6%	8.9%
% of FP17s Relating to Free Repair or Replacements	10	3,674	0.3%	0.6%	0.7%
% of FP17s Relating to Continuations	61	3,674	1.7%	1.2%	0.9%
% of Patients satisfied with the dentistry they have received	92	94	97.9%	93.5%	93.9%
% of Patients satisfied with the time they had to wait for an appointment	78	94	83.0%	87.1%	88.4%

* This is based on patients treated on this contract for their most recent course of treatment. Figures in italics indicate the base number of FP17s or Patient Questionnaire responses are less than 100. N/A is shown where the base number of responses is less than 10 during the period. % is calculated as Quantity/Base number*100

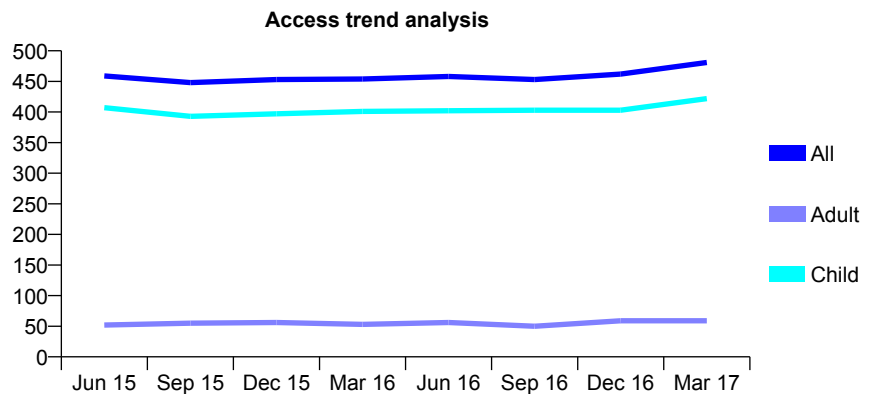
7A7 - Vital Signs At a Glance Contract Report for 565350/0001 - Year end March 2017

Name or company name	MR CA HIMSWORTH
Contract type name	GDS Contract
Purpose of contract	General
Contract start date	01/04/2006
Contract end date	

16/17 Contracted general activity (UDA)	1,250
Carry forward general activity (UDA)	0
16/17 Contracted orthodontic activity (UOA)	0
Carry forward orthodontic activity (UOA)	0
Baseline contract value	£36,031.36

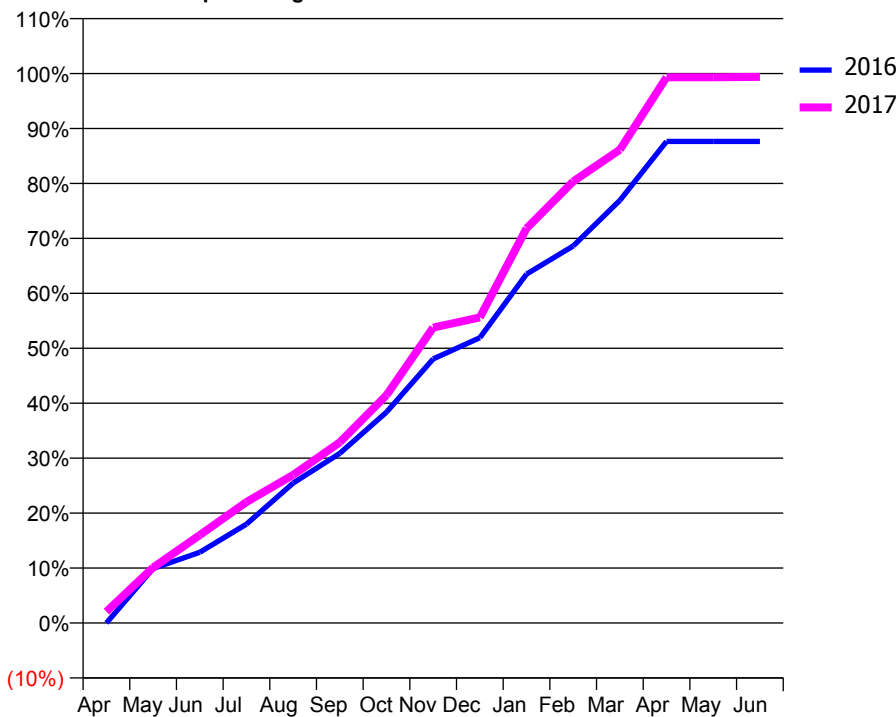
ACCESS*

Patients seen in 24 months	Total	Change since previous quarter
Quarter ending March 2016	454	
Quarter ending June 2016	458	→
Quarter ending September 2016	453	↓
Quarter ending December 2016	462	→
Quarter ending March 2017	481	↑
Variance since March 2016	5.9%	↑



ACTIVITY

Cumulative percentage of contracted UDA delivered 2016 & 2017



Month	Adjusted Scheduled Activity (UDA)	
	2016	2017
April	0	26
May	124	126
June	161	200
July	225	275
August	318	337
September	386	411
October	480	518
November	601	672
December	649	695
January	794	898
February	858	1,004
March	961	1,077
April	1,095	1,241
May	1,095	1,241
June	1,095	1,242

QUALITY

	Quantity	Base Number	Contract	LHB	Wales
% of FP17s for the same patient ID Re-attending within 3 months - Children	108	761	14.2%	8.5%	11.3%
% of FP17s for the same patient ID Re-attending within 3 months - Adults	0	1	0.0%	14.1%	16.7%
% of FP17s for the same patient ID Re-attending between 3 & 9 months - Children	419	761	55.1%	54.0%	58.0%
% of FP17s for the same patient ID Re-attending between 3 & 9 months - Adults	1	1	100.0%	51.6%	53.7%
% of FP17s for Band 1 Urgent Courses	37	772	4.8%	9.6%	8.9%
% of FP17s Relating to Free Repair or Replacements	0	772	0.0%	0.6%	0.7%
% of FP17s Relating to Continuations	0	772	0.0%	1.2%	0.9%
% of Patients satisfied with the dentistry they have received	12	12	100.0%	93.5%	93.9%
% of Patients satisfied with the time they had to wait for an appointment	9	12	75.0%	87.1%	88.4%

* This is based on patients treated on this contract for their most recent course of treatment. Figures in italics indicate the base number of FP17s or Patient Questionnaire responses are less than 100. N/A is shown where the base number of responses is less than 10 during the period. % is calculated as Quantity/Base number*100

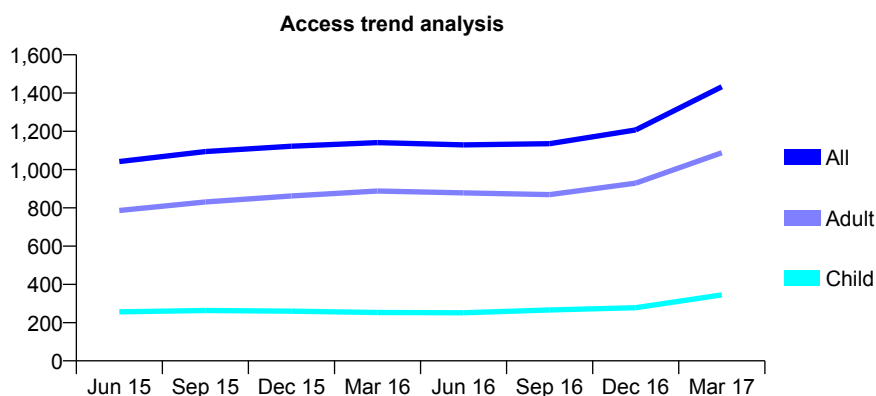
7A7 - Vital Signs At a Glance Contract Report for 659193/0002 - Year end March 2017

Name or company name	T&C Ichim
Contract type name	GDS Contract
Purpose of contract	General
Contract start date	03/05/2014
Contract end date	

16/17 Contracted general activity (UDA)	3,370
Carry forward general activity (UDA)	-23
16/17 Contracted orthodontic activity (UOA)	0
Carry forward orthodontic activity (UOA)	0
Baseline contract value	£77,655.76

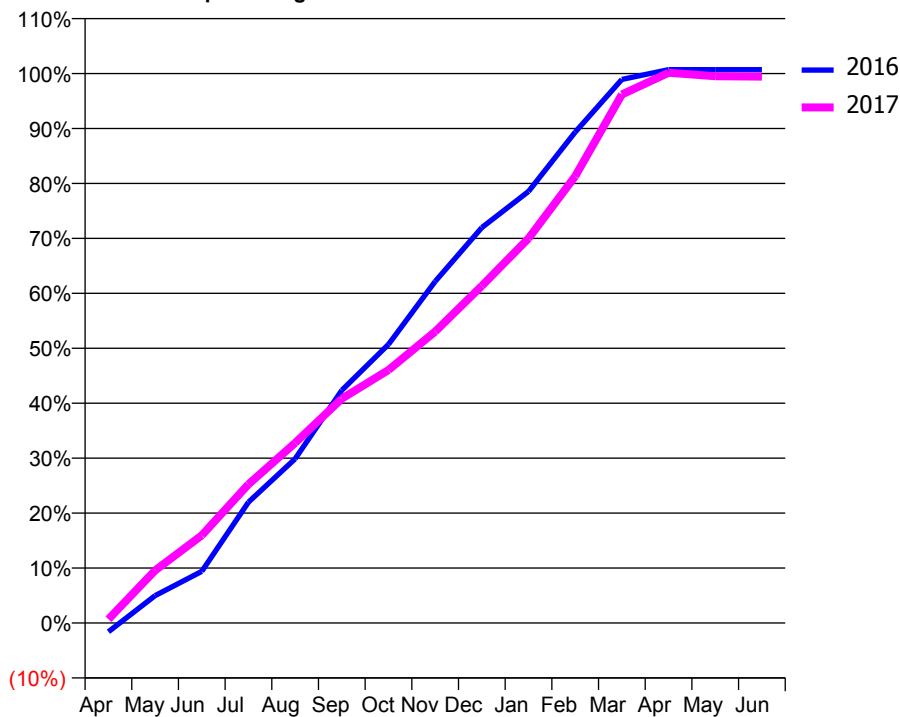
ACCESS*

Patients seen in 24 months	Total	Change since previous quarter
Quarter ending March 2016	1,141	
Quarter ending June 2016	1,129	↓
Quarter ending September 2016	1,135	→
Quarter ending December 2016	1,207	↑
Quarter ending March 2017	1,433	↑
Variance since March 2016	25.6%	↑



ACTIVITY

Cumulative percentage of contracted UDA delivered 2016 & 2017



Month	Adjusted Scheduled Activity (UDA)	
	2016	2017
April	-54	23
May	168	323
June	317	538
July	742	851
August	1,007	1,104
September	1,427	1,376
October	1,709	1,551
November	2,094	1,787
December	2,425	2,068
January	2,646	2,359
February	3,011	2,740
March	3,334	3,241
April	3,393	3,375
May	3,393	3,353
June	3,393	3,351

QUALITY

	Quantity	Base Number	Contract	LHB	Wales
% of FP17s for the same patient ID Re-attending within 3 months - Children	17	445	3.8%	8.5%	11.3%
% of FP17s for the same patient ID Re-attending within 3 months - Adults	101	1,254	8.1%	14.1%	16.7%
% of FP17s for the same patient ID Re-attending between 3 & 9 months - Children	189	445	42.5%	54.0%	58.0%
% of FP17s for the same patient ID Re-attending between 3 & 9 months - Adults	563	1,254	44.9%	51.6%	53.7%
% of FP17s for Band 1 Urgent Courses	41	1,733	2.4%	9.6%	8.9%
% of FP17s Relating to Free Repair or Replacements	0	1,733	0.0%	0.6%	0.7%
% of FP17s Relating to Continuations	4	1,733	0.2%	1.2%	0.9%
% of Patients satisfied with the dentistry they have received	32	34	94.1%	93.5%	93.9%
% of Patients satisfied with the time they had to wait for an appointment	31	34	91.2%	87.1%	88.4%

* This is based on patients treated on this contract for their most recent course of treatment. Figures in italics indicate the base number of FP17s or Patient Questionnaire responses are less than 100. N/A is shown where the base number of responses is less than 10 during the period. % is calculated as Quantity/Base number*100

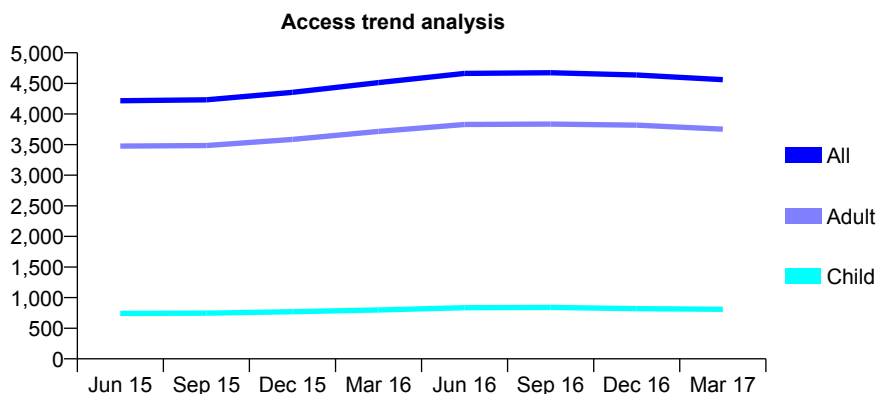
7A7 - Vital Signs At a Glance Contract Report for 689823/0001 - Year end March 2017

Name or company name	MR J CHARRO
Contract type name	GDS Contract
Purpose of contract	General
Contract start date	01/04/2006
Contract end date	

16/17 Contracted general activity (UDA)	14,000
Carry forward general activity (UDA)	-549
16/17 Contracted orthodontic activity (UOA)	0
Carry forward orthodontic activity (UOA)	0
Baseline contract value	£403,533.24

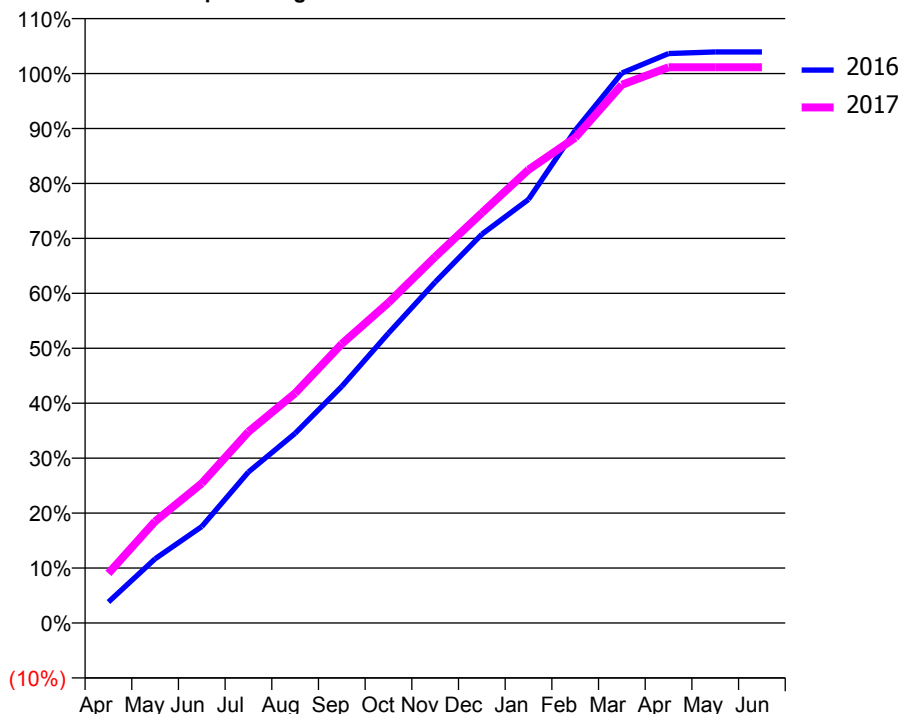
ACCESS*

Patients seen in 24 months	Total	Change since previous quarter
Quarter ending March 2016	4,514	
Quarter ending June 2016	4,663	↑
Quarter ending September 2016	4,675	→
Quarter ending December 2016	4,637	→
Quarter ending March 2017	4,561	↓
Variance since March 2016	1.0%	→



ACTIVITY

Cumulative percentage of contracted UDA delivered 2016 & 2017



Month	Adjusted Scheduled Activity (UDA)	
	2016	2017
April	537	1,266
May	1,637	2,591
June	2,459	3,559
July	3,849	4,873
August	4,832	5,856
September	6,029	7,112
October	7,385	8,162
November	8,685	9,331
December	9,904	10,450
January	10,793	11,548
February	12,550	12,364
March	14,013	13,714
April	14,508	14,158
May	14,548	14,158
June	14,549	14,158

QUALITY

	Quantity	Base Number	Contract	LHB	Wales
% of FP17s for the same patient ID Re-attending within 3 months - Children	86	1,342	6.4%	8.5%	11.3%
% of FP17s for the same patient ID Re-attending within 3 months - Adults	1,068	6,782	15.7%	14.1%	16.7%
% of FP17s for the same patient ID Re-attending between 3 & 9 months - Children	927	1,342	69.1%	54.0%	58.0%
% of FP17s for the same patient ID Re-attending between 3 & 9 months - Adults	4,679	6,782	69.0%	51.6%	53.7%
% of FP17s for Band 1 Urgent Courses	791	8,029	9.9%	9.6%	8.9%
% of FP17s Relating to Free Repair or Replacements	29	8,029	0.4%	0.6%	0.7%
% of FP17s Relating to Continuations	90	8,029	1.1%	1.2%	0.9%
% of Patients satisfied with the dentistry they have received	111	119	93.3%	93.5%	93.9%
% of Patients satisfied with the time they had to wait for an appointment	113	119	95.0%	87.1%	88.4%

* This is based on patients treated on this contract for their most recent course of treatment. Figures in italics indicate the base number of FP17s or Patient Questionnaire responses are less than 100. N/A is shown where the base number of responses is less than 10 during the period. % is calculated as Quantity/Base number*100

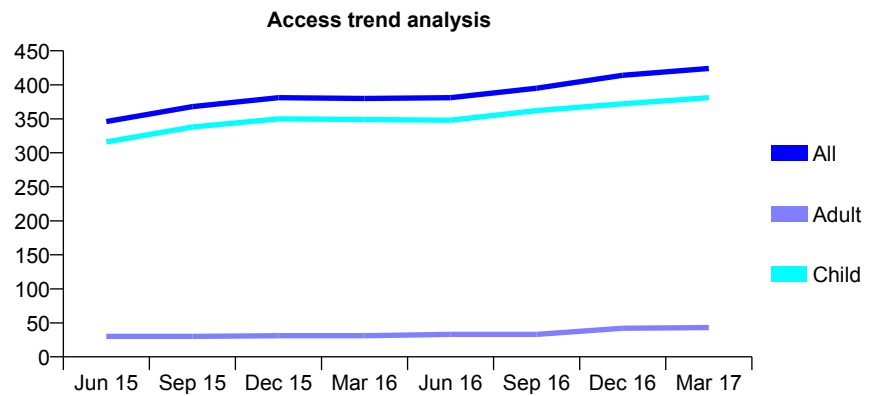
7A7 - Vital Signs At a Glance Contract Report for 762938/0001 - Year end March 2017

Name or company name	MISS G DAVIES
Contract type name	PDS Contract
Purpose of contract	General
Contract start date	01/04/2012
Contract end date	31/03/2018

16/17 Contracted general activity (UDA)	700
Carry forward general activity (UDA)	0
16/17 Contracted orthodontic activity (UOA)	0
Carry forward orthodontic activity (UOA)	0
Baseline contract value	£26,177.25

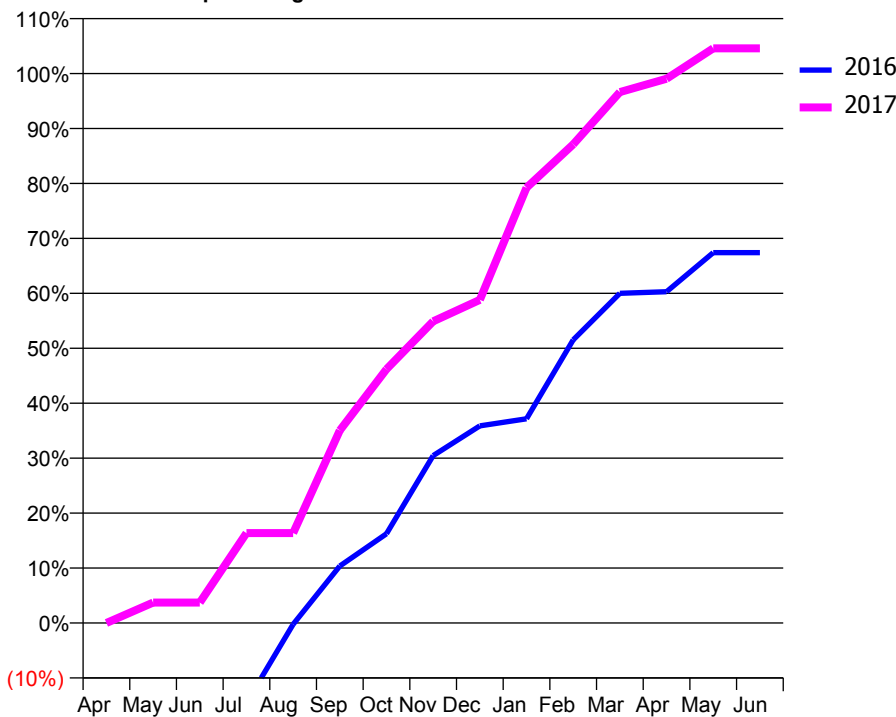
ACCESS*

Patients seen in 24 months	Total	Change since previous quarter
Quarter ending March 2016	380	
Quarter ending June 2016	381	→
Quarter ending September 2016	395	↑
Quarter ending December 2016	414	↑
Quarter ending March 2017	424	↑
Variance since March 2016	11.6%	↑



ACTIVITY

Cumulative percentage of contracted UDA delivered 2016 & 2017



Month	Adjusted Scheduled Activity (UDA)	
	2016	2017
April	-105	0
May	-102	26
June	-102	26
July	-102	115
August	-2	115
September	73	245
October	114	323
November	213	384
December	251	412
January	260	555
February	361	610
March	420	676
April	422	693
May	472	732
June	472	732

QUALITY

	Quantity	Base Number	Contract	LHB	Wales
% of FP17s for the same patient ID Re-attending within 3 months - Children	99	542	18.3%	8.5%	11.3%
% of FP17s for the same patient ID Re-attending within 3 months - Adults	2	18	11.1%	14.1%	16.7%
% of FP17s for the same patient ID Re-attending between 3 & 9 months - Children	205	542	37.8%	54.0%	58.0%
% of FP17s for the same patient ID Re-attending between 3 & 9 months - Adults	8	18	44.4%	51.6%	53.7%
% of FP17s for Band 1 Urgent Courses	30	548	5.5%	9.6%	8.9%
% of FP17s Relating to Free Repair or Replacements	0	548	0.0%	0.6%	0.7%
% of FP17s Relating to Continuations	0	548	0.0%	1.2%	0.9%
% of Patients satisfied with the dentistry they have received	5	6	N/A	93.5%	93.9%
% of Patients satisfied with the time they had to wait for an appointment	4	6	N/A	87.1%	88.4%

* This is based on patients treated on this contract for their most recent course of treatment. Figures in italics indicate the base number of FP17s or Patient Questionnaire responses are less than 100. N/A is shown where the base number of responses is less than 10 during the period. % is calculated as Quantity/Base number*100

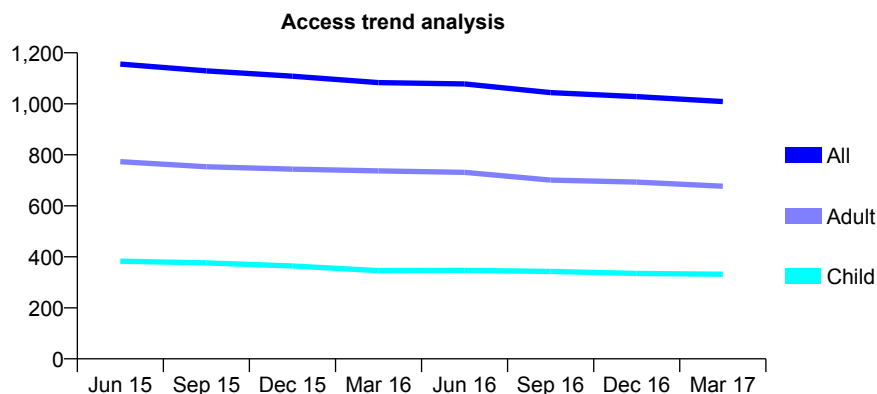
7A7 - Vital Signs At a Glance Contract Report for 809748/0001 - Year end March 2017

Name or company name	MR MS QUAYLE
Contract type name	GDS Contract
Purpose of contract	General
Contract start date	24/06/2013
Contract end date	

16/17 Contracted general activity (UDA)	2,995
Carry forward general activity (UDA)	0
16/17 Contracted orthodontic activity (UOA)	0
Carry forward orthodontic activity (UOA)	0
Baseline contract value	£71,153.78

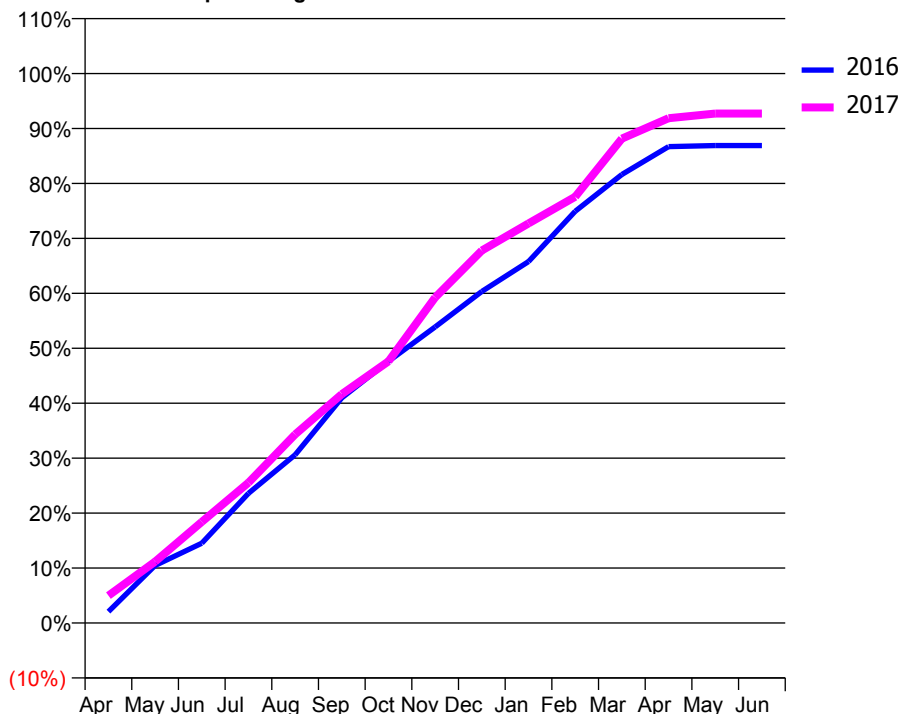
ACCESS*

Patients seen in 24 months	Total	Change since previous quarter
Quarter ending March 2016	1,083	
Quarter ending June 2016	1,078	→
Quarter ending September 2016	1,044	↓
Quarter ending December 2016	1,028	↓
Quarter ending March 2017	1,009	↓
Variance since March 2016	(6.8%)	↓



ACTIVITY

Cumulative percentage of contracted UDA delivered 2016 & 2017



Month	Adjusted Scheduled Activity (UDA)	
	2016	2017
April	62	150
May	314	335
June	435	551
July	707	765
August	917	1,028
September	1,227	1,248
October	1,426	1,426
November	1,614	1,774
December	1,807	2,030
January	1,970	2,178
February	2,244	2,323
March	2,445	2,640
April	2,596	2,752
May	2,602	2,777
June	2,602	2,777

QUALITY

	Quantity	Base Number	Contract	LHB	Wales
% of FP17s for the same patient ID Re-attending within 3 months - Children	34	488	7.0%	8.5%	11.3%
% of FP17s for the same patient ID Re-attending within 3 months - Adults	227	1,061	21.4%	14.1%	16.7%
% of FP17s for the same patient ID Re-attending between 3 & 9 months - Children	303	488	62.1%	54.0%	58.0%
% of FP17s for the same patient ID Re-attending between 3 & 9 months - Adults	536	1,061	50.5%	51.6%	53.7%
% of FP17s for Band 1 Urgent Courses	99	1,537	6.4%	9.6%	8.9%
% of FP17s Relating to Free Repair or Replacements	23	1,537	1.5%	0.6%	0.7%
% of FP17s Relating to Continuations	5	1,537	0.3%	1.2%	0.9%
% of Patients satisfied with the dentistry they have received	37	43	86.0%	93.5%	93.9%
% of Patients satisfied with the time they had to wait for an appointment	41	43	95.3%	87.1%	88.4%

* This is based on patients treated on this contract for their most recent course of treatment. Figures in italics indicate the base number of FP17s or Patient Questionnaire responses are less than 100. N/A is shown where the base number of responses is less than 10 during the period. % is calculated as Quantity/Base number*100

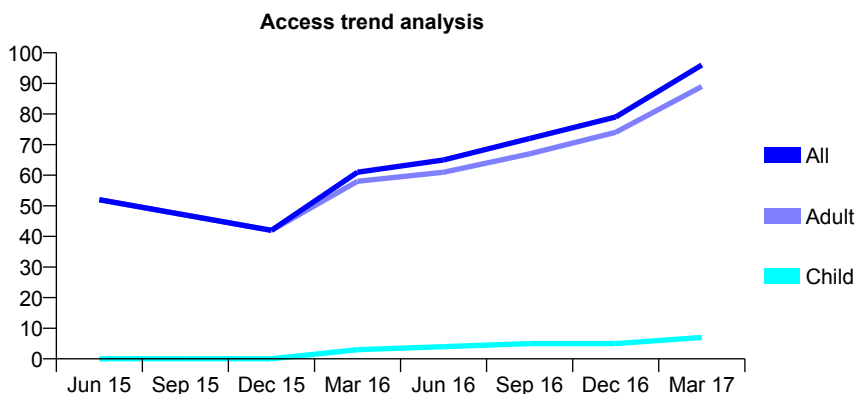
7A7 - Vital Signs At a Glance Contract Report for 830887/0002 - Year end March 2017

Name or company name	MR WJ TOLLEY
Contract type name	PDS Contract
Purpose of contract	General
Contract start date	02/01/2011
Contract end date	01/01/2021

16/17 Contracted general activity (UDA)	100
Carry forward general activity (UDA)	0
16/17 Contracted orthodontic activity (UOA)	0
Carry forward orthodontic activity (UOA)	0
Baseline contract value	£0.00

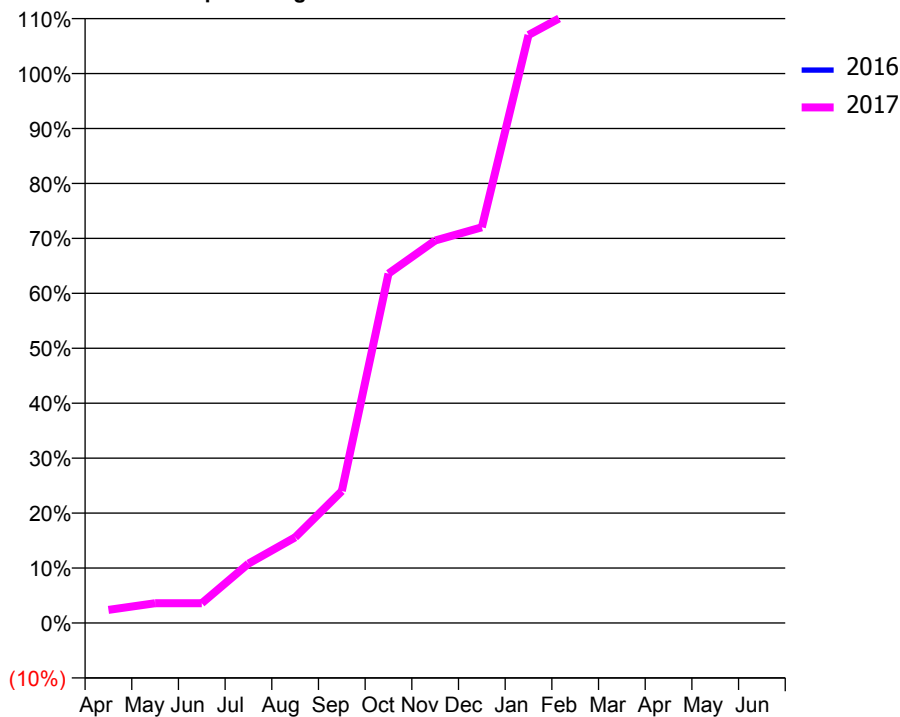
ACCESS*

Patients seen in 24 months	Total	Change since previous quarter
Quarter ending March 2016	61	
Quarter ending June 2016	65	↑
Quarter ending September 2016	72	↑
Quarter ending December 2016	79	↑
Quarter ending March 2017	96	↑
Variance since March 2016	57.4%	↑



ACTIVITY

Cumulative percentage of contracted UDA delivered 2016 & 2017



Month	Adjusted Scheduled Activity (UDA)	
	2016	2017
April	0	2
May	0	4
June	8	4
July	13	11
August	13	16
September	21	24
October	21	64
November	35	70
December	37	72
January	65	107
February	71	112
March	85	124
April	97	128
May	97	129
June	97	134

QUALITY

	Quantity	Base Number	Contract	LHB	Wales
% of FP17s for the same patient ID Re-attending within 3 months - Children	0	7	0.0%	8.5%	11.3%
% of FP17s for the same patient ID Re-attending within 3 months - Adults	0	79	0.0%	14.1%	16.7%
% of FP17s for the same patient ID Re-attending between 3 & 9 months - Children	0	7	0.0%	54.0%	58.0%
% of FP17s for the same patient ID Re-attending between 3 & 9 months - Adults	2	79	2.5%	51.6%	53.7%
% of FP17s for Band 1 Urgent Courses	68	84	81.0%	9.6%	8.9%
% of FP17s Relating to Free Repair or Replacements	0	84	0.0%	0.6%	0.7%
% of FP17s Relating to Continuations	0	84	0.0%	1.2%	0.9%
% of Patients satisfied with the dentistry they have received	2	2	N/A	93.5%	93.9%
% of Patients satisfied with the time they had to wait for an appointment	2	2	N/A	87.1%	88.4%

* This is based on patients treated on this contract for their most recent course of treatment. Figures in italics indicate the base number of FP17s or Patient Questionnaire responses are less than 100. N/A is shown where the base number of responses is less than 10 during the period. % is calculated as Quantity/Base number*100

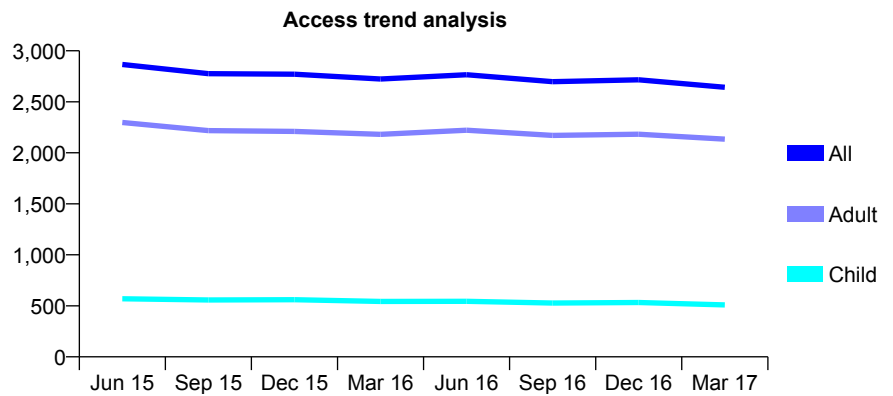
7A7 - Vital Signs At a Glance Contract Report for 849324/0001 - Year end March 2017

Name or company name	MISS S FAWAZ
Contract type name	GDS Contract
Purpose of contract	General
Contract start date	01/04/2006
Contract end date	

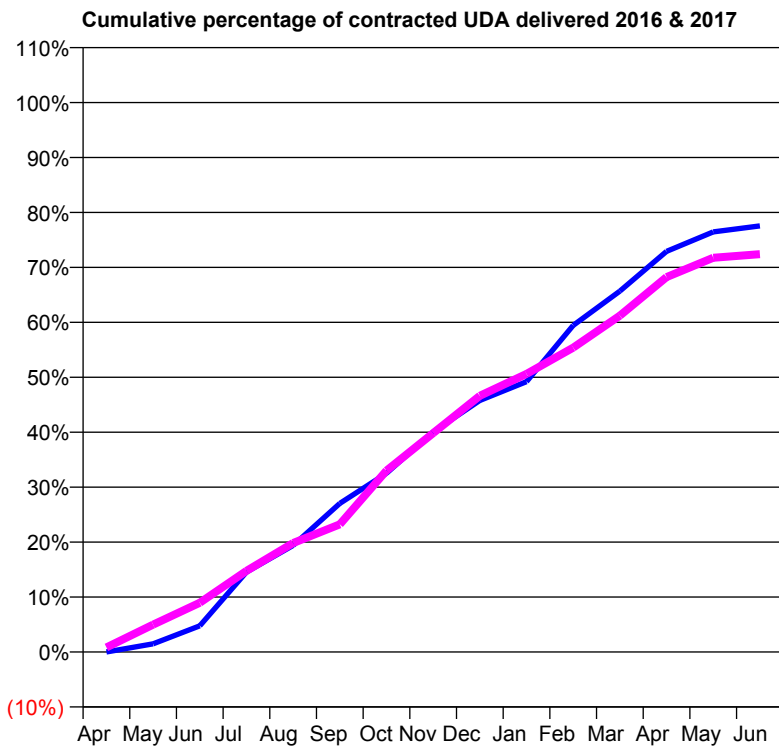
16/17 Contracted general activity (UDA)	8,000
Carry forward general activity (UDA)	0
16/17 Contracted orthodontic activity (UOA)	0
Carry forward orthodontic activity (UOA)	0
Baseline contract value	£197,983.58

ACCESS*

Patients seen in 24 months	Total	Change since previous quarter
Quarter ending March 2016	2,724	
Quarter ending June 2016	2,766	→
Quarter ending September 2016	2,698	↓
Quarter ending December 2016	2,716	→
Quarter ending March 2017	2,643	↓
Variance since March 2016	(3.0%)	↓



ACTIVITY



Month	Adjusted Scheduled Activity (UDA)	
	2016	2017
April	0	67
May	119	398
June	382	717
July	1,165	1,182
August	1,552	1,587
September	2,164	1,858
October	2,603	2,641
November	3,205	3,186
December	3,663	3,730
January	3,935	4,049
February	4,756	4,431
March	5,254	4,898
April	5,833	5,458
May	6,117	5,740
June	6,203	5,792

QUALITY

	Quantity	Base Number	Contract	LHB	Wales
% of FP17s for the same patient ID Re-attending within 3 months - Children	13	533	2.4%	8.5%	11.3%
% of FP17s for the same patient ID Re-attending within 3 months - Adults	253	2,456	10.3%	14.1%	16.7%
% of FP17s for the same patient ID Re-attending between 3 & 9 months - Children	227	533	42.6%	54.0%	58.0%
% of FP17s for the same patient ID Re-attending between 3 & 9 months - Adults	1,150	2,456	46.8%	51.6%	53.7%
% of FP17s for Band 1 Urgent Courses	268	2,986	9.0%	9.6%	8.9%
% of FP17s Relating to Free Repair or Replacements	12	2,986	0.4%	0.6%	0.7%
% of FP17s Relating to Continuations	41	2,986	1.4%	1.2%	0.9%
% of Patients satisfied with the dentistry they have received	64	71	90.1%	93.5%	93.9%
% of Patients satisfied with the time they had to wait for an appointment	66	71	93.0%	87.1%	88.4%

* This is based on patients treated on this contract for their most recent course of treatment. Figures in italics indicate the base number of FP17s or Patient Questionnaire responses are less than 100. N/A is shown where the base number of responses is less than 10 during the period. % is calculated as Quantity/Base number*100

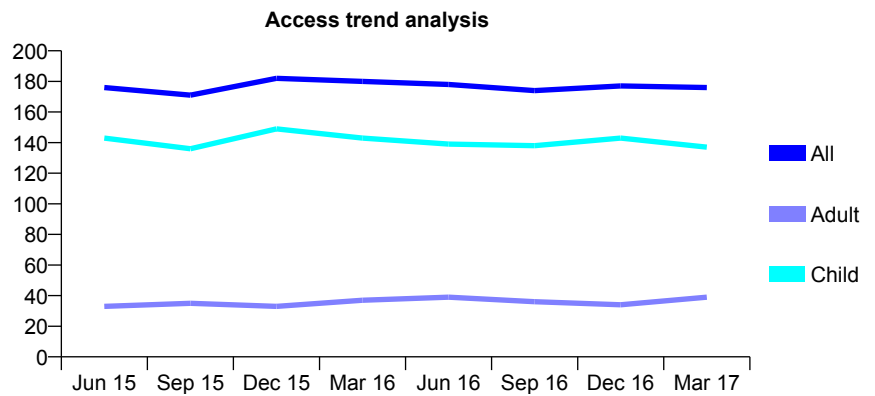
7A7 - Vital Signs At a Glance Contract Report for 915645/0001 - Year end March 2017

Name or company name	MISS SE GRIFFITHS
Contract type name	GDS Contract
Purpose of contract	General
Contract start date	01/04/2006
Contract end date	

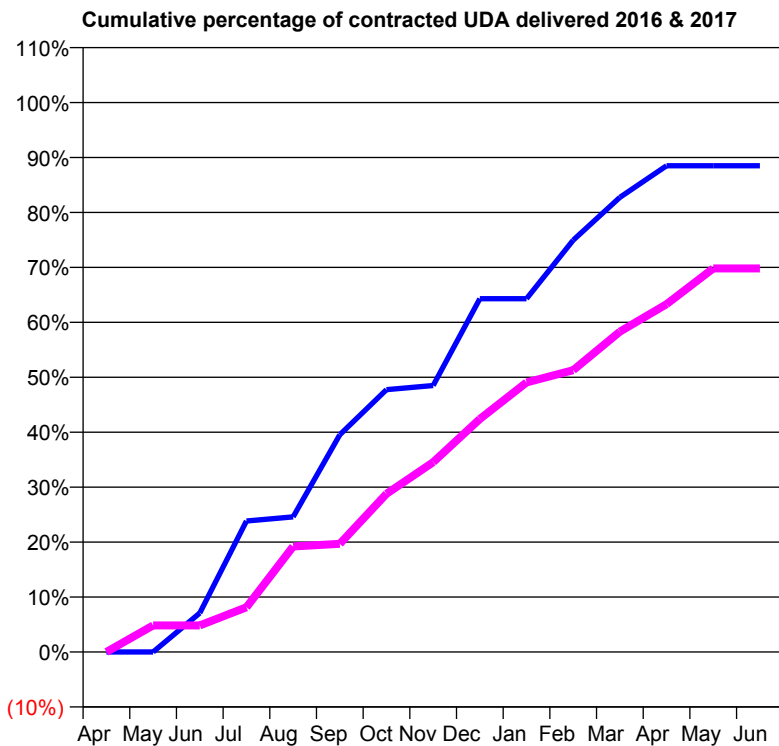
16/17 Contracted general activity (UDA)	400
Carry forward general activity (UDA)	0
16/17 Contracted orthodontic activity (UOA)	0
Carry forward orthodontic activity (UOA)	0
Baseline contract value	£9,700.95

ACCESS*

Patients seen in 24 months	Total	Change since previous quarter
Quarter ending March 2016	180	
Quarter ending June 2016	178	↓
Quarter ending September 2016	174	↓
Quarter ending December 2016	177	→
Quarter ending March 2017	176	→
Variance since March 2016	(2.2%)	↓



ACTIVITY



Month	Adjusted Scheduled Activity (UDA)	
	2016	2017
April	0	0
May	0	19
June	28	19
July	95	33
August	98	77
September	158	79
October	191	115
November	194	138
December	257	170
January	257	196
February	300	205
March	331	233
April	354	253
May	354	279
June	354	279

QUALITY

	Quantity	Base Number	Contract	LHB	Wales
% of FP17s for the same patient ID Re-attending within 3 months - Children	9	191	4.7%	8.5%	11.3%
% of FP17s for the same patient ID Re-attending within 3 months - Adults	1	21	4.8%	14.1%	16.7%
% of FP17s for the same patient ID Re-attending between 3 & 9 months - Children	104	191	54.5%	54.0%	58.0%
% of FP17s for the same patient ID Re-attending between 3 & 9 months - Adults	11	21	52.4%	51.6%	53.7%
% of FP17s for Band 1 Urgent Courses	17	221	7.7%	9.6%	8.9%
% of FP17s Relating to Free Repair or Replacements	0	221	0.0%	0.6%	0.7%
% of FP17s Relating to Continuations	0	221	0.0%	1.2%	0.9%
% of Patients satisfied with the dentistry they have received	2	2	N/A	93.5%	93.9%
% of Patients satisfied with the time they had to wait for an appointment	2	2	N/A	87.1%	88.4%

* This is based on patients treated on this contract for their most recent course of treatment. Figures in italics indicate the base number of FP17s or Patient Questionnaire responses are less than 100. N/A is shown where the base number of responses is less than 10 during the period. % is calculated as Quantity/Base number*100

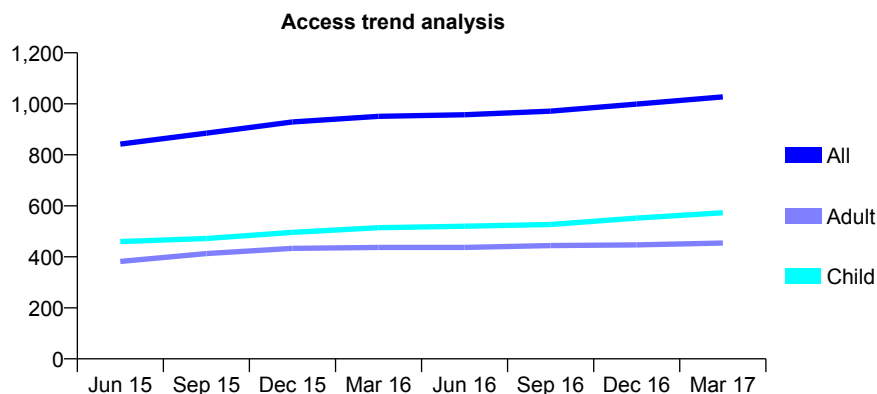
7A7 - Vital Signs At a Glance Contract Report for 964948/0001 - Year end March 2017

Name or company name	MR WJ JENKINS
Contract type name	GDS Contract
Purpose of contract	General
Contract start date	25/10/2013
Contract end date	

16/17 Contracted general activity (UDA)	2,700
Carry forward general activity (UDA)	129
16/17 Contracted orthodontic activity (UOA)	0
Carry forward orthodontic activity (UOA)	0
Baseline contract value	£78,213.39

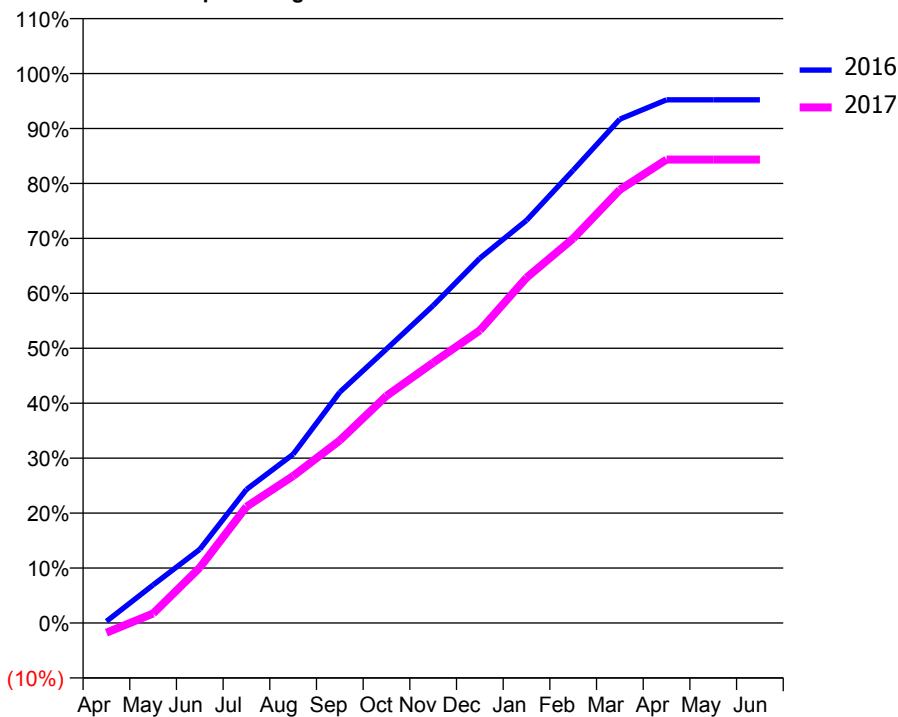
ACCESS*

Patients seen in 24 months	Total	Change since previous quarter
Quarter ending March 2016	951	
Quarter ending June 2016	957	→
Quarter ending September 2016	971	→
Quarter ending December 2016	999	↑
Quarter ending March 2017	1,027	↑
Variance since March 2016	8.0%	↑



ACTIVITY

Cumulative percentage of contracted UDA delivered 2016 & 2017



Month	Adjusted Scheduled Activity (UDA)	
	2016	2017
April	8	-48
May	187	47
June	362	272
July	656	572
August	829	722
September	1,135	897
October	1,346	1,116
November	1,560	1,279
December	1,793	1,438
January	1,978	1,697
February	2,225	1,890
March	2,476	2,129
April	2,570	2,277
May	2,570	2,277
June	2,570	2,277

QUALITY

	Quantity	Base Number	Contract	LHB	Wales
% of FP17s for the same patient ID Re-attending within 3 months - Children	54	942	5.7%	8.5%	11.3%
% of FP17s for the same patient ID Re-attending within 3 months - Adults	86	624	13.8%	14.1%	16.7%
% of FP17s for the same patient ID Re-attending between 3 & 9 months - Children	625	942	66.3%	54.0%	58.0%
% of FP17s for the same patient ID Re-attending between 3 & 9 months - Adults	385	624	61.7%	51.6%	53.7%
% of FP17s for Band 1 Urgent Courses	92	1,589	5.8%	9.6%	8.9%
% of FP17s Relating to Free Repair or Replacements	4	1,589	0.3%	0.6%	0.7%
% of FP17s Relating to Continuations	12	1,589	0.8%	1.2%	0.9%
% of Patients satisfied with the dentistry they have received	14	14	100.0%	93.5%	93.9%
% of Patients satisfied with the time they had to wait for an appointment	14	14	100.0%	87.1%	88.4%

* This is based on patients treated on this contract for their most recent course of treatment. Figures in italics indicate the base number of FP17s or Patient Questionnaire responses are less than 100. N/A is shown where the base number of responses is less than 10 during the period. % is calculated as Quantity/Base number*100

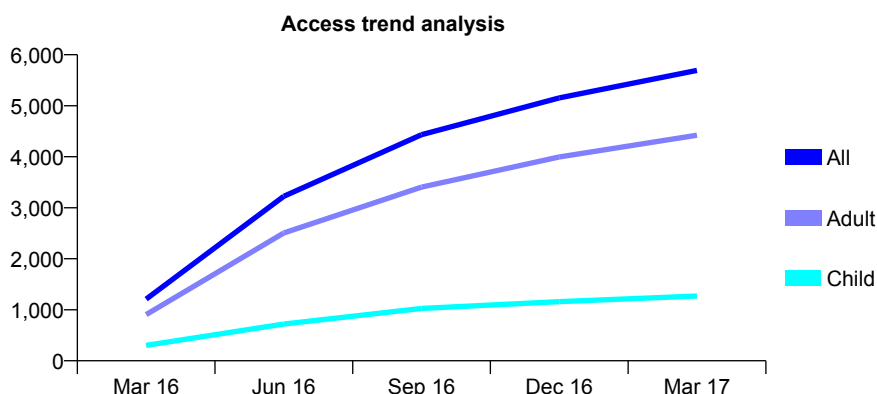
Q44 - Vital Signs At a Glance Contract Report for 100008/0000 - Year end March 2017

Name or company name	Raby Road Dental Centre
Contract type name	GDS Contract
Purpose of contract	General
Contract start date	01/02/2016
Contract end date	

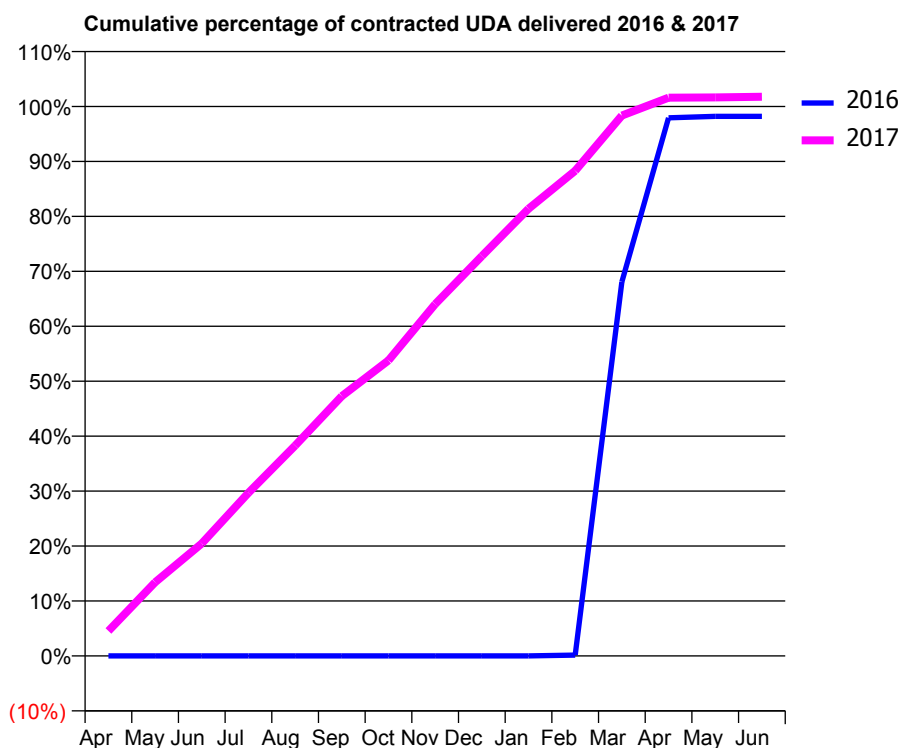
16/17 Contracted general activity (UDA)	19,145
Carry forward general activity (UDA)	0
16/17 Contracted orthodontic activity (UOA)	0
Carry forward orthodontic activity (UOA)	0
Baseline contract value	£541,260.48

ACCESS*

Patients seen in 24 months	Total	Change since previous quarter
Quarter ending March 2016	1,208	
Quarter ending June 2016	3,225	↑
Quarter ending September 2016	4,432	↑
Quarter ending December 2016	5,154	↑
Quarter ending March 2017	5,693	↑
Variance since March 2016	371.3%	↑



ACTIVITY



Month	Adjusted Scheduled Activity (UDA)	
	2016	2017
April	0	873
May	0	2,568
June	0	3,919
July	0	5,682
August	0	7,329
September	0	9,055
October	0	10,296
November	0	12,256
December	0	13,930
January	0	15,580
February	5	16,904
March	2,173	18,826
April	3,125	19,450
May	3,134	19,458
June	3,134	19,483

QUALITY

	Quantity	Base Number	Contract	AT	Region	England
% of FP17s for the same patient ID Re-attending within 3 months - Children	232	2,212	10.5%	12.5%	13.3%	12.3%
% of FP17s for the same patient ID Re-attending within 3 months - Adults	1,118	7,778	14.4%	18.0%	17.3%	16.7%
% of FP17s for the same patient ID Re-attending between 3 & 9 months - Children	730	2,212	33.0%	57.1%	58.9%	57.6%
% of FP17s for the same patient ID Re-attending between 3 & 9 months - Adults	2,540	7,778	32.7%	50.6%	52.2%	50.1%
% of FP17s for Band 1 Urgent Courses	1,034	9,872	10.5%	9.8%	9.2%	9.1%
% of FP17s Relating to Free Repair or Replacements	98	9,872	1.0%	1.0%	1.0%	0.8%
% of FP17s Relating to Continuations	54	9,872	0.5%	1.6%	1.4%	1.2%
% of Patients satisfied with the dentistry they have received	37	46	80.4%	93.7%	93.1%	92.8%
% of Patients satisfied with the time they had to wait for an appointment	45	46	97.8%	93.0%	89.5%	88.7%

* This is based on patients treated on this contract for their most recent course of treatment. Figures in italics indicate the base number of FP17s or Patient Questionnaire responses are less than 100. N/A is shown where the base number of responses is less than 10 during the period. % is calculated as Quantity/Base number*100

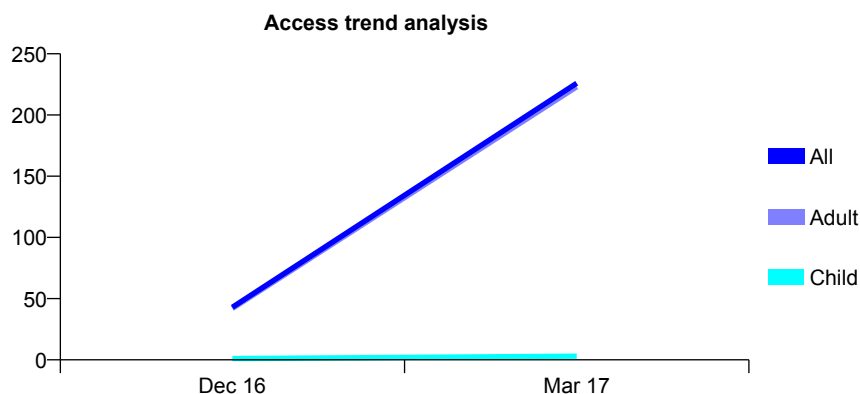
Q44 - Vital Signs At a Glance Contract Report for 100122/0000 - Year end March 2017

Name or company name	The Old Surgery Dental Practice Ltd
Contract type name	PDS Contract
Purpose of contract	General
Contract start date	01/12/2016
Contract end date	30/11/2019

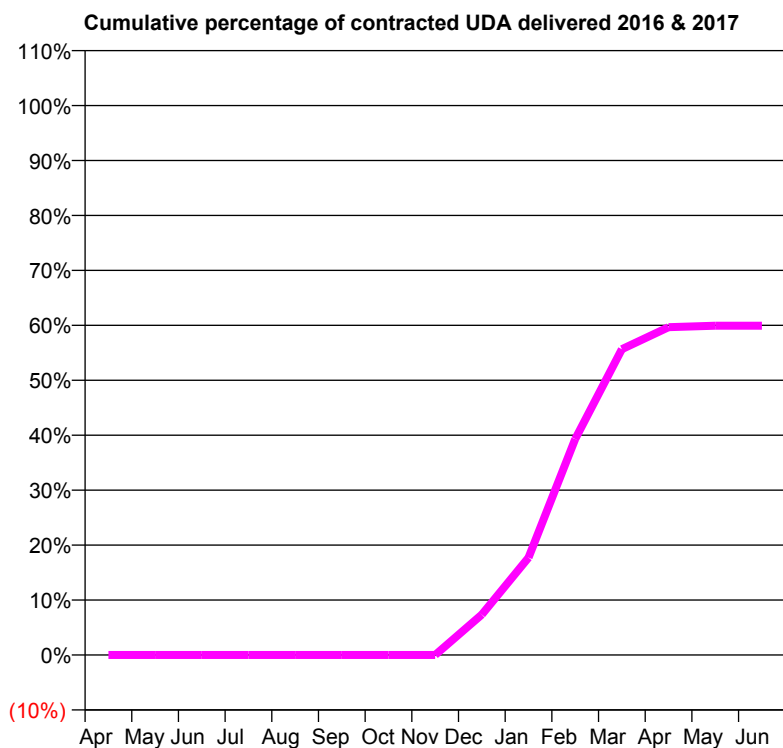
16/17 Contracted general activity (UDA)	1,100
Carry forward general activity (UDA)	0
16/17 Contracted orthodontic activity (UOA)	0
Carry forward orthodontic activity (UOA)	0
Baseline contract value	£58,053.67

ACCESS*

Patients seen in 24 months	Total	Change since previous quarter
Quarter ending March 2016	0	
Quarter ending June 2016	0	
Quarter ending September 2016	0	
Quarter ending December 2016	43	↑
Quarter ending March 2017	226	↑
Variance since March 2016	N/A	



ACTIVITY



Month	Adjusted Scheduled Activity (UDA)	
	2016	2017
April	0	0
May	0	0
June	0	0
July	0	0
August	0	0
September	0	0
October	0	0
November	0	0
December	0	81
January	0	195
February	0	432
March	0	612
April	0	656
May	0	659
June	0	659

QUALITY

	Quantity	Base Number	Contract	AT	Region	England
% of FP17s for the same patient ID Re-attending within 3 months - Children	0	3	0.0%	12.5%	13.3%	12.3%
% of FP17s for the same patient ID Re-attending within 3 months - Adults	2	227	0.9%	18.0%	17.3%	16.7%
% of FP17s for the same patient ID Re-attending between 3 & 9 months - Children	0	3	0.0%	57.1%	58.9%	57.6%
% of FP17s for the same patient ID Re-attending between 3 & 9 months - Adults	0	227	0.0%	50.6%	52.2%	50.1%
% of FP17s for Band 1 Urgent Courses	1	249	0.4%	9.8%	9.2%	9.1%
% of FP17s Relating to Free Repair or Replacements	0	249	0.0%	1.0%	1.0%	0.8%
% of FP17s Relating to Continuations	1	249	0.4%	1.6%	1.4%	1.2%
% of Patients satisfied with the dentistry they have received	0	0	N/A	93.7%	93.1%	92.8%
% of Patients satisfied with the time they had to wait for an appointment	0	0	N/A	93.0%	89.5%	88.7%

* This is based on patients treated on this contract for their most recent course of treatment. Figures in italics indicate the base number of FP17s or Patient Questionnaire responses are less than 100. N/A is shown where the base number of responses is less than 10 during the period. % is calculated as Quantity/Base number*100

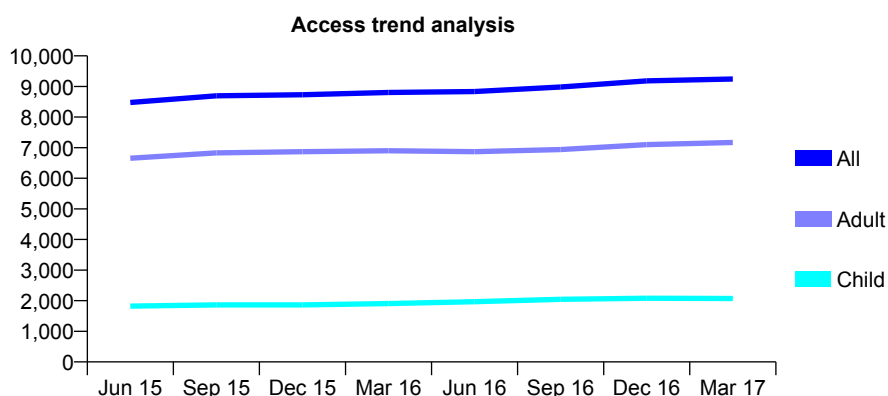
Q44 - Vital Signs At a Glance Contract Report for 101281/0067 - Year end March 2017

Name or company name	OASIS DENTAL CARE LTD
Contract type name	GDS Contract
Purpose of contract	General
Contract start date	01/04/2006
Contract end date	

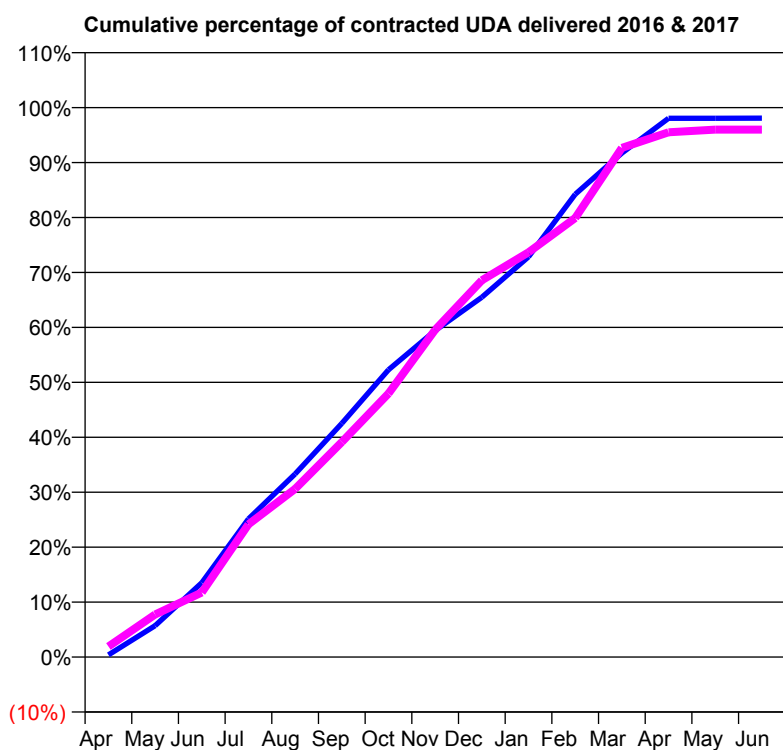
16/17 Contracted general activity (UDA)	30,922
Carry forward general activity (UDA)	595
16/17 Contracted orthodontic activity (UOA)	0
Carry forward orthodontic activity (UOA)	0
Baseline contract value	£663,270.95

ACCESS*

Patients seen in 24 months	Total	Change since previous quarter
Quarter ending March 2016	8,804	
Quarter ending June 2016	8,836	→
Quarter ending September 2016	8,984	→
Quarter ending December 2016	9,182	↑
Quarter ending March 2017	9,242	→
Variance since March 2016	5.0%	↑



ACTIVITY



Month	Adjusted Scheduled Activity (UDA)	
	2016	2017
April	124	596
May	1,770	2,397
June	4,180	3,634
July	7,780	7,468
August	10,310	9,470
September	13,152	12,102
October	16,169	14,835
November	18,374	18,419
December	20,247	21,200
January	22,525	22,775
February	26,043	24,703
March	28,357	28,655
April	30,322	29,534
May	30,321	29,680
June	30,327	29,680

QUALITY

	Quantity	Base Number	Contract	AT	Region	England
% of FP17s for the same patient ID Re-attending within 3 months - Children	687	4,137	16.6%	12.5%	13.3%	12.3%
% of FP17s for the same patient ID Re-attending within 3 months - Adults	2,169	12,049	18.0%	18.0%	17.3%	16.7%
% of FP17s for the same patient ID Re-attending between 3 & 9 months - Children	2,611	4,137	63.1%	57.1%	58.9%	57.6%
% of FP17s for the same patient ID Re-attending between 3 & 9 months - Adults	7,143	12,049	59.3%	50.6%	52.2%	50.1%
% of FP17s for Band 1 Urgent Courses	1,824	15,790	11.6%	9.8%	9.2%	9.1%
% of FP17s Relating to Free Repair or Replacements	187	15,790	1.2%	1.0%	1.0%	0.8%
% of FP17s Relating to Continuations	131	15,790	0.8%	1.6%	1.4%	1.2%
% of Patients satisfied with the dentistry they have received	22	25	88.0%	93.7%	93.1%	92.8%
% of Patients satisfied with the time they had to wait for an appointment	22	25	88.0%	93.0%	89.5%	88.7%

* This is based on patients treated on this contract for their most recent course of treatment. Figures in italics indicate the base number of FP17s or Patient Questionnaire responses are less than 100. N/A is shown where the base number of responses is less than 10 during the period. % is calculated as Quantity/Base number*100

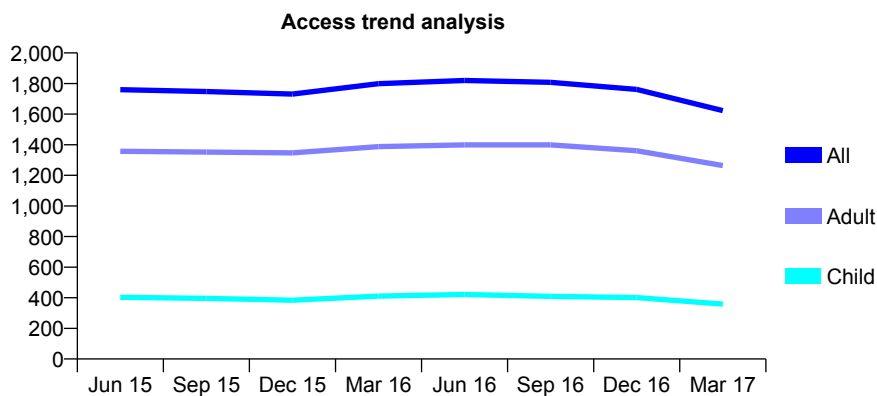
Q44 - Vital Signs At a Glance Contract Report for 101281/0083 - Year end March 2017

Name or company name	OASIS DENTAL CARE LTD
Contract type name	PDS Contract
Purpose of contract	General
Contract start date	01/04/2006
Contract end date	31/03/2020

16/17 Contracted general activity (UDA)	5,676
Carry forward general activity (UDA)	0
16/17 Contracted orthodontic activity (UOA)	0
Carry forward orthodontic activity (UOA)	0
Baseline contract value	£133,948.45

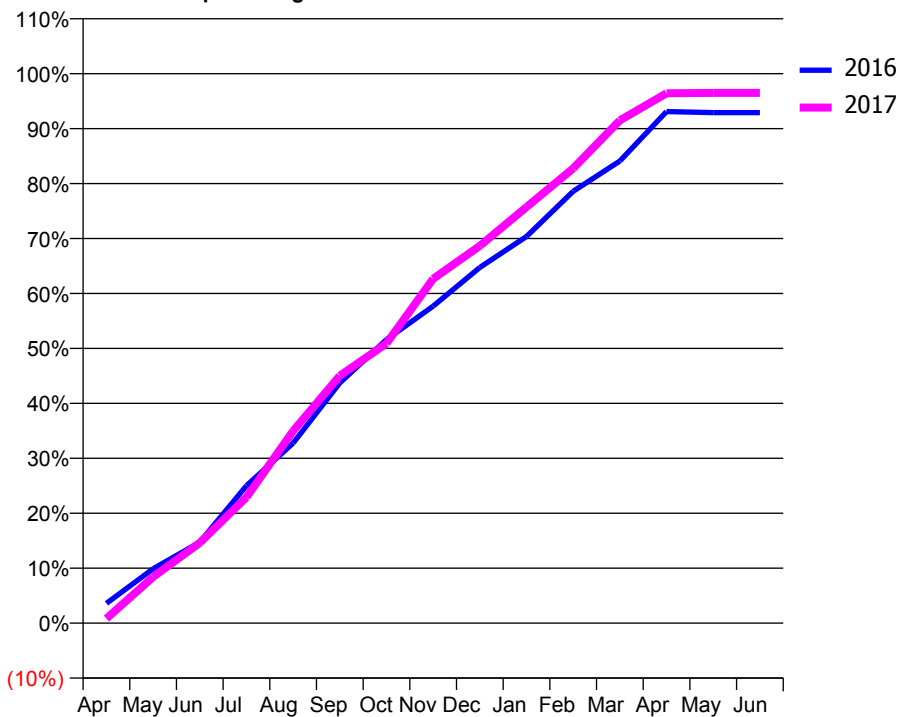
ACCESS*

Patients seen in 24 months	Total	Change since previous quarter
Quarter ending March 2016	1,799	
Quarter ending June 2016	1,820	→
Quarter ending September 2016	1,808	→
Quarter ending December 2016	1,762	↓
Quarter ending March 2017	1,623	↓
Variance since March 2016	(9.8%)	↓



ACTIVITY

Cumulative percentage of contracted UDA delivered 2016 & 2017



Month	Adjusted Scheduled Activity (UDA)	
	2016	2017
April	205	47
May	561	478
June	837	829
July	1,419	1,301
August	1,861	1,985
September	2,482	2,556
October	2,928	2,889
November	3,274	3,558
December	3,675	3,897
January	3,994	4,298
February	4,460	4,697
March	4,774	5,194
April	5,284	5,474
May	5,273	5,477
June	5,273	5,478

QUALITY

	Quantity	Base Number	Contract	AT	Region	England
% of FP17s for the same patient ID Re-attending within 3 months - Children	40	597	6.7%	12.5%	13.3%	12.3%
% of FP17s for the same patient ID Re-attending within 3 months - Adults	339	1,941	17.5%	18.0%	17.3%	16.7%
% of FP17s for the same patient ID Re-attending between 3 & 9 months - Children	318	597	53.3%	57.1%	58.9%	57.6%
% of FP17s for the same patient ID Re-attending between 3 & 9 months - Adults	993	1,941	51.2%	50.6%	52.2%	50.1%
% of FP17s for Band 1 Urgent Courses	253	2,381	10.6%	9.8%	9.2%	9.1%
% of FP17s Relating to Free Repair or Replacements	17	2,381	0.7%	1.0%	1.0%	0.8%
% of FP17s Relating to Continuations	80	2,381	3.4%	1.6%	1.4%	1.2%
% of Patients satisfied with the dentistry they have received	1	1	N/A	93.7%	93.1%	92.8%
% of Patients satisfied with the time they had to wait for an appointment	1	1	N/A	93.0%	89.5%	88.7%

* This is based on patients treated on this contract for their most recent course of treatment. Figures in italics indicate the base number of FP17s or Patient Questionnaire responses are less than 100. N/A is shown where the base number of responses is less than 10 during the period. % is calculated as Quantity/Base number*100

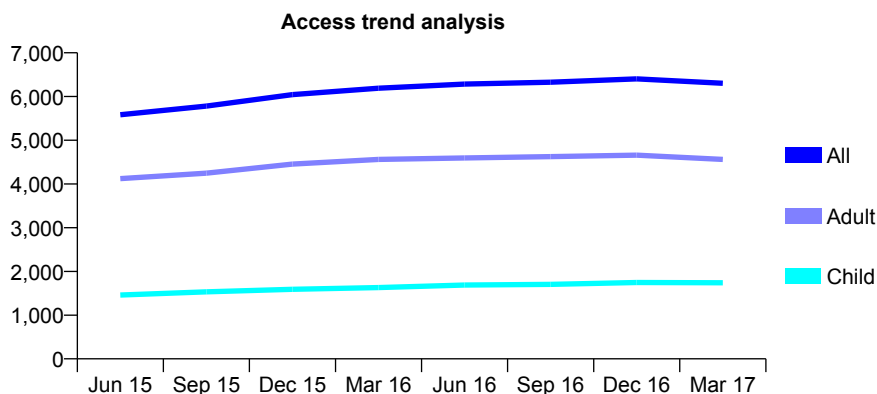
Q44 - Vital Signs At a Glance Contract Report for 101338/0024 - Year end March 2017

Name or company name	Whitecross Dental Care Limited
Contract type name	GDS Contract
Purpose of contract	General
Contract start date	01/04/2006
Contract end date	

16/17 Contracted general activity (UDA)	15,042
Carry forward general activity (UDA)	0
16/17 Contracted orthodontic activity (UOA)	0
Carry forward orthodontic activity (UOA)	0
Baseline contract value	£451,661.67

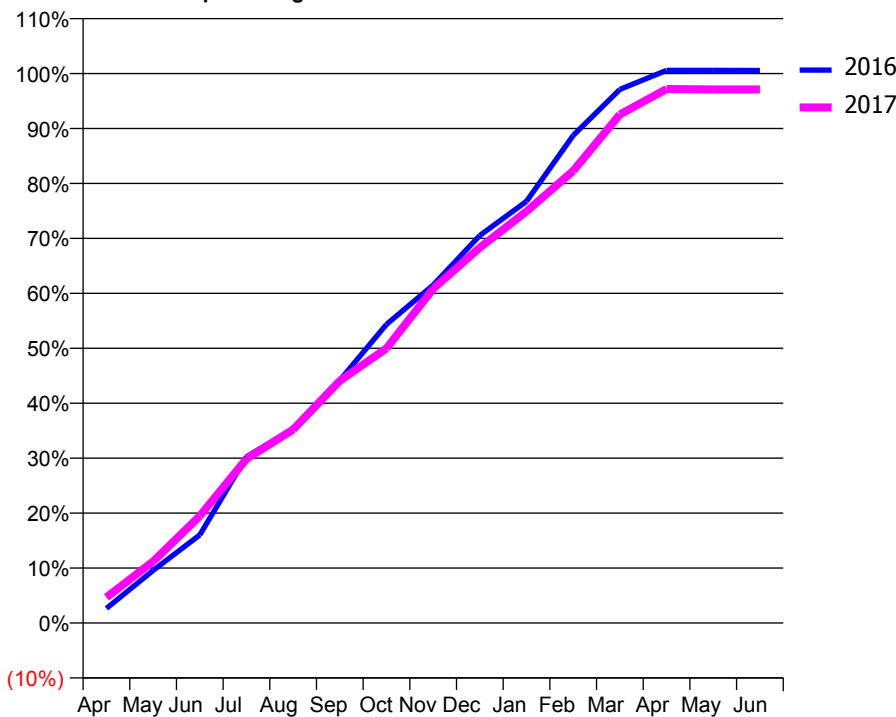
ACCESS*

Patients seen in 24 months	Total	Change since previous quarter
Quarter ending March 2016	6,190	
Quarter ending June 2016	6,284	→
Quarter ending September 2016	6,328	→
Quarter ending December 2016	6,404	→
Quarter ending March 2017	6,302	↓
Variance since March 2016	1.8%	→



ACTIVITY

Cumulative percentage of contracted UDA delivered 2016 & 2017



Month	Adjusted Scheduled Activity (UDA)	
	2016	2017
April	401	701
May	1,439	1,684
June	2,410	2,929
July	4,550	4,490
August	5,318	5,293
September	6,646	6,630
October	8,176	7,519
November	9,252	9,150
December	10,609	10,278
January	11,544	11,266
February	13,346	12,378
March	14,605	13,920
April	15,127	14,619
May	15,127	14,607
June	15,126	14,607

QUALITY

	Quantity	Base Number	Contract	AT	Region	England
% of FP17s for the same patient ID Re-attending within 3 months - Children	113	2,149	5.3%	12.5%	13.3%	12.3%
% of FP17s for the same patient ID Re-attending within 3 months - Adults	562	4,867	11.5%	18.0%	17.3%	16.7%
% of FP17s for the same patient ID Re-attending between 3 & 9 months - Children	930	2,149	43.3%	57.1%	58.9%	57.6%
% of FP17s for the same patient ID Re-attending between 3 & 9 months - Adults	1,870	4,867	38.4%	50.6%	52.2%	50.1%
% of FP17s for Band 1 Urgent Courses	470	7,024	6.7%	9.8%	9.2%	9.1%
% of FP17s Relating to Free Repair or Replacements	39	7,024	0.6%	1.0%	1.0%	0.8%
% of FP17s Relating to Continuations	118	7,024	1.7%	1.6%	1.4%	1.2%
% of Patients satisfied with the dentistry they have received	11	13	84.6%	93.7%	93.1%	92.8%
% of Patients satisfied with the time they had to wait for an appointment	11	13	84.6%	93.0%	89.5%	88.7%

* This is based on patients treated on this contract for their most recent course of treatment. Figures in italics indicate the base number of FP17s or Patient Questionnaire responses are less than 100. N/A is shown where the base number of responses is less than 10 during the period. % is calculated as Quantity/Base number*100

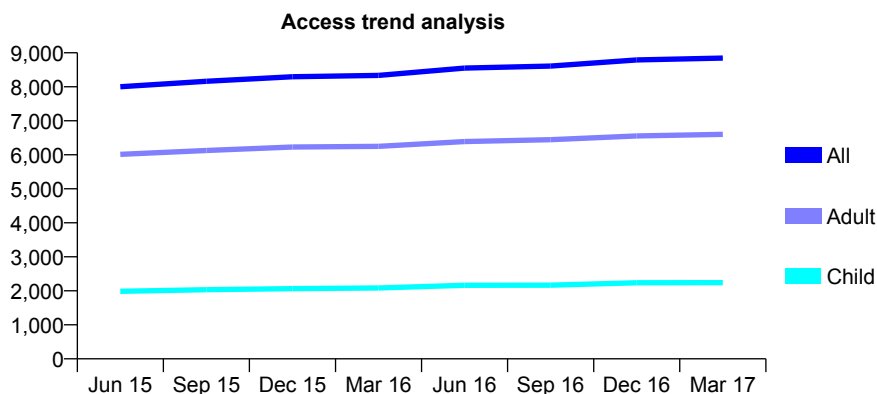
Q44 - Vital Signs At a Glance Contract Report for 101370/0022 - Year end March 2017

Name or company name	Petrie Tucker and Partners Ltd
Contract type name	GDS Contract
Purpose of contract	General
Contract start date	01/04/2006
Contract end date	

16/17 Contracted general activity (UDA)	24,920
Carry forward general activity (UDA)	0
16/17 Contracted orthodontic activity (UOA)	0
Carry forward orthodontic activity (UOA)	0
Baseline contract value	£716,161.78

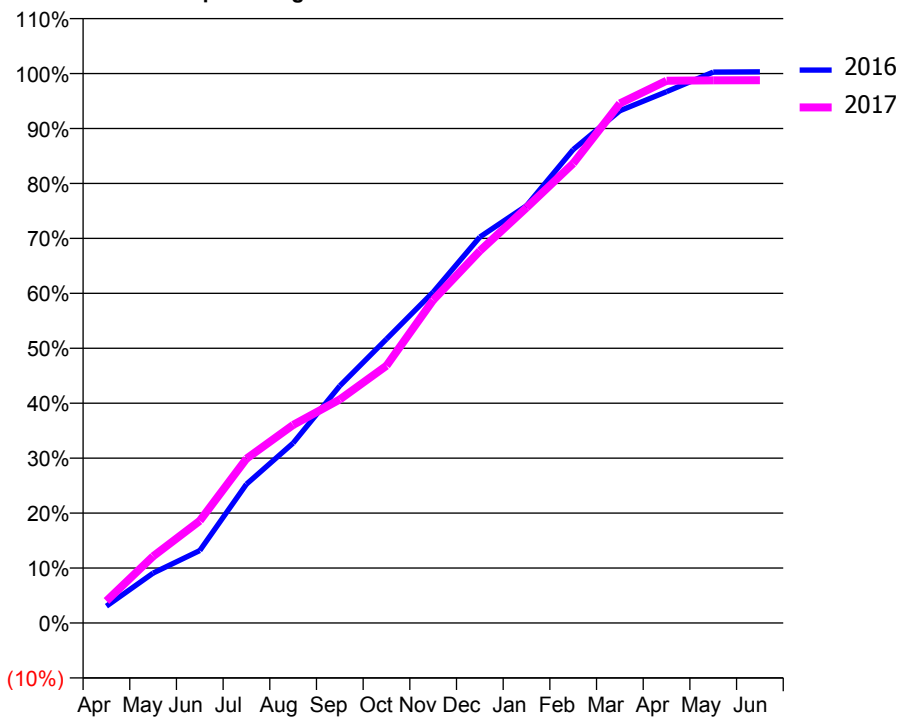
ACCESS*

Patients seen in 24 months	Total	Change since previous quarter
Quarter ending March 2016	8,336	
Quarter ending June 2016	8,552	↑
Quarter ending September 2016	8,611	→
Quarter ending December 2016	8,792	↑
Quarter ending March 2017	8,845	→
Variance since March 2016	6.1%	↑



ACTIVITY

Cumulative percentage of contracted UDA delivered 2016 & 2017



Month	Adjusted Scheduled Activity (UDA)	
	2016	2017
April	768	1,003
May	2,266	3,028
June	3,286	4,636
July	6,295	7,450
August	8,163	8,985
September	10,753	10,137
October	12,877	11,667
November	15,006	14,643
December	17,502	16,876
January	18,927	18,836
February	21,472	20,842
March	23,230	23,564
April	24,095	24,590
May	24,984	24,610
June	24,994	24,618

QUALITY

	Quantity	Base Number	Contract	AT	Region	England
% of FP17s for the same patient ID Re-attending within 3 months - Children	177	3,085	5.7%	12.5%	13.3%	12.3%
% of FP17s for the same patient ID Re-attending within 3 months - Adults	1,008	8,458	11.9%	18.0%	17.3%	16.7%
% of FP17s for the same patient ID Re-attending between 3 & 9 months - Children	1,543	3,085	50.0%	57.1%	58.9%	57.6%
% of FP17s for the same patient ID Re-attending between 3 & 9 months - Adults	4,078	8,458	48.2%	50.6%	52.2%	50.1%
% of FP17s for Band 1 Urgent Courses	657	11,247	5.8%	9.8%	9.2%	9.1%
% of FP17s Relating to Free Repair or Replacements	106	11,247	0.9%	1.0%	1.0%	0.8%
% of FP17s Relating to Continuations	217	11,247	1.9%	1.6%	1.4%	1.2%
% of Patients satisfied with the dentistry they have received	9	10	90.0%	93.7%	93.1%	92.8%
% of Patients satisfied with the time they had to wait for an appointment	7	10	70.0%	93.0%	89.5%	88.7%

* This is based on patients treated on this contract for their most recent course of treatment. Figures in italics indicate the base number of FP17s or Patient Questionnaire responses are less than 100. N/A is shown where the base number of responses is less than 10 during the period. % is calculated as Quantity/Base number*100

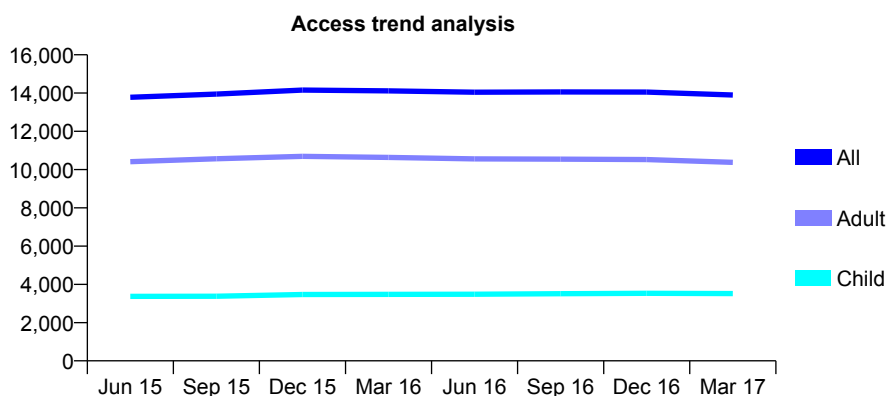
Q44 - Vital Signs At a Glance Contract Report for 101370/0086 - Year end March 2017

Name or company name	Petrie Tucker and Partners Ltd
Contract type name	GDS Contract
Purpose of contract	General
Contract start date	01/04/2007
Contract end date	

16/17 Contracted general activity (UDA)	41,938
Carry forward general activity (UDA)	0
16/17 Contracted orthodontic activity (UOA)	0
Carry forward orthodontic activity (UOA)	0
Baseline contract value	£1,137,209.90

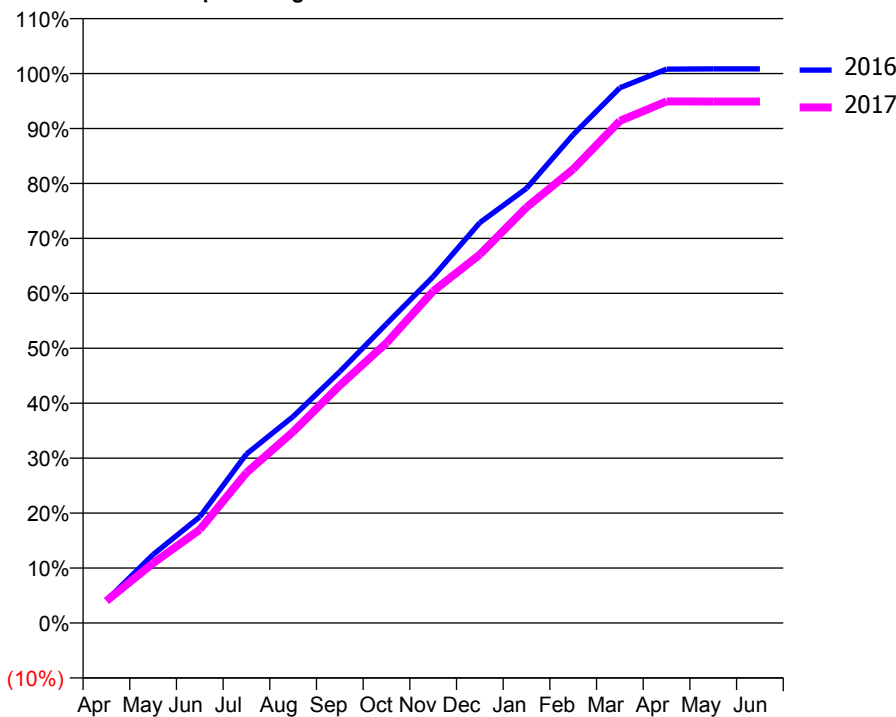
ACCESS*

Patients seen in 24 months	Total	Change since previous quarter
Quarter ending March 2016	14,115	
Quarter ending June 2016	14,045	→
Quarter ending September 2016	14,056	→
Quarter ending December 2016	14,054	→
Quarter ending March 2017	13,895	↓
Variance since March 2016	(1.6%)	↓



ACTIVITY

Cumulative percentage of contracted UDA delivered 2016 & 2017



Month	Adjusted Scheduled Activity (UDA)	
	2016	2017
April	1,724	1,686
May	5,222	4,567
June	8,111	7,128
July	12,899	11,472
August	15,754	14,594
September	19,185	18,130
October	22,831	21,376
November	26,436	25,330
December	30,555	28,124
January	33,171	31,724
February	37,277	34,637
March	40,849	38,317
April	42,274	39,806
May	42,288	39,797
June	42,286	39,796

QUALITY

	Quantity	Base Number	Contract	AT	Region	England
% of FP17s for the same patient ID Re-attending within 3 months - Children	390	4,916	7.9%	12.5%	13.3%	12.3%
% of FP17s for the same patient ID Re-attending within 3 months - Adults	2,433	14,541	16.7%	18.0%	17.3%	16.7%
% of FP17s for the same patient ID Re-attending between 3 & 9 months - Children	2,905	4,916	59.1%	57.1%	58.9%	57.6%
% of FP17s for the same patient ID Re-attending between 3 & 9 months - Adults	7,911	14,541	54.4%	50.6%	52.2%	50.1%
% of FP17s for Band 1 Urgent Courses	2,203	19,545	11.3%	9.8%	9.2%	9.1%
% of FP17s Relating to Free Repair or Replacements	76	19,545	0.4%	1.0%	1.0%	0.8%
% of FP17s Relating to Continuations	447	19,545	2.3%	1.6%	1.4%	1.2%
% of Patients satisfied with the dentistry they have received	27	27	100.0%	93.7%	93.1%	92.8%
% of Patients satisfied with the time they had to wait for an appointment	22	27	81.5%	93.0%	89.5%	88.7%

* This is based on patients treated on this contract for their most recent course of treatment. Figures in italics indicate the base number of FP17s or Patient Questionnaire responses are less than 100. N/A is shown where the base number of responses is less than 10 during the period. % is calculated as Quantity/Base number*100

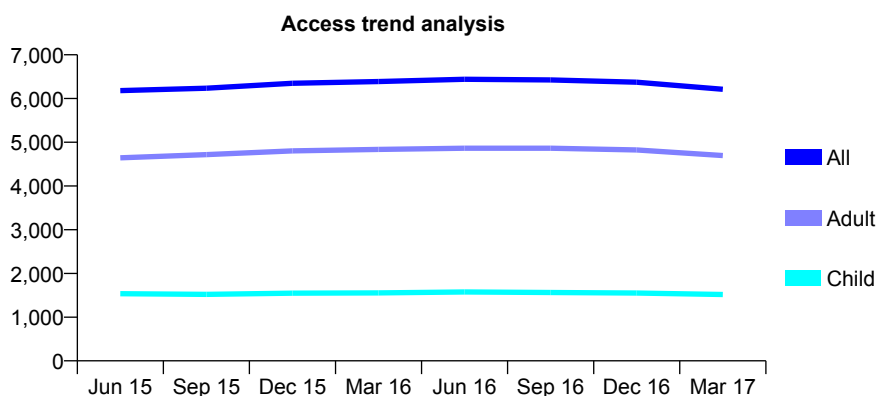
Q44 - Vital Signs At a Glance Contract Report for 101370/0088 - Year end March 2017

Name or company name	Petrie Tucker and Partners Ltd
Contract type name	GDS Contract
Purpose of contract	General
Contract start date	01/04/2007
Contract end date	

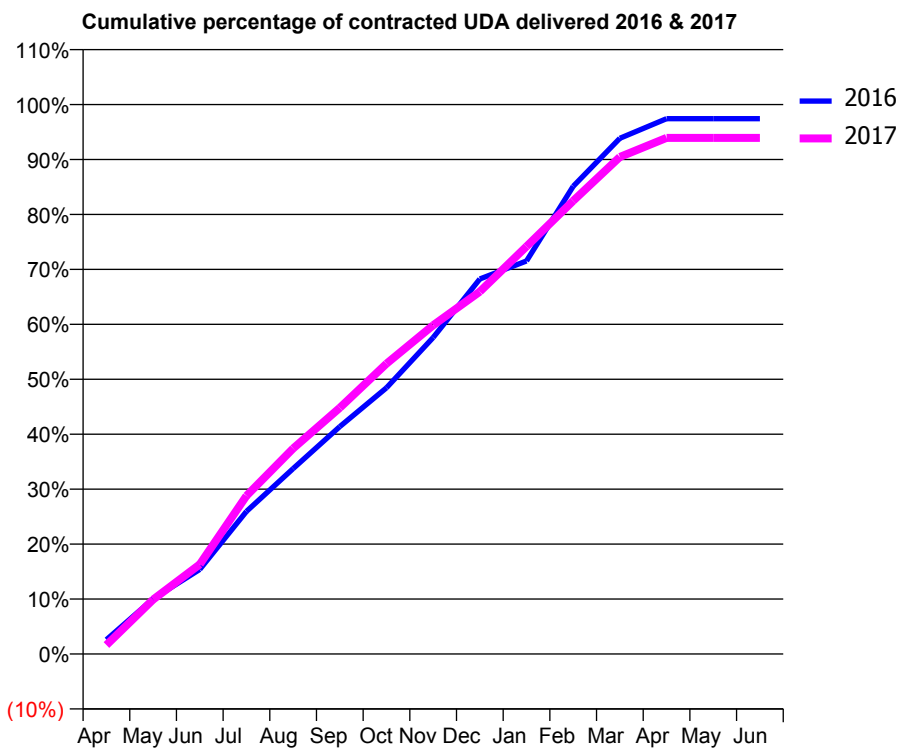
16/17 Contracted general activity (UDA)	20,438
Carry forward general activity (UDA)	604
16/17 Contracted orthodontic activity (UOA)	0
Carry forward orthodontic activity (UOA)	0
Baseline contract value	£626,780.54

ACCESS*

Patients seen in 24 months	Total	Change since previous quarter
Quarter ending March 2016	6,389	
Quarter ending June 2016	6,440	→
Quarter ending September 2016	6,426	→
Quarter ending December 2016	6,374	→
Quarter ending March 2017	6,213	↓
Variance since March 2016	(2.8%)	↓



ACTIVITY



Month	Adjusted Scheduled Activity (UDA)	
	2016	2017
April	532	336
May	2,049	2,028
June	3,146	3,334
July	5,305	5,885
August	6,895	7,645
September	8,460	9,156
October	9,901	10,801
November	11,771	12,227
December	13,950	13,479
January	14,620	15,161
February	17,395	16,853
March	19,180	18,485
April	19,909	19,196
May	19,910	19,197
June	19,910	19,195

QUALITY

	Quantity	Base Number	Contract	AT	Region	England
% of FP17s for the same patient ID Re-attending within 3 months - Children	137	1,743	7.9%	12.5%	13.3%	12.3%
% of FP17s for the same patient ID Re-attending within 3 months - Adults	745	5,000	14.9%	18.0%	17.3%	16.7%
% of FP17s for the same patient ID Re-attending between 3 & 9 months - Children	824	1,743	47.3%	57.1%	58.9%	57.6%
% of FP17s for the same patient ID Re-attending between 3 & 9 months - Adults	2,079	5,000	41.6%	50.6%	52.2%	50.1%
% of FP17s for Band 1 Urgent Courses	525	6,720	7.8%	9.8%	9.2%	9.1%
% of FP17s Relating to Free Repair or Replacements	32	6,720	0.5%	1.0%	1.0%	0.8%
% of FP17s Relating to Continuations	121	6,720	1.8%	1.6%	1.4%	1.2%
% of Patients satisfied with the dentistry they have received	13	14	92.9%	93.7%	93.1%	92.8%
% of Patients satisfied with the time they had to wait for an appointment	12	14	85.7%	93.0%	89.5%	88.7%

* This is based on patients treated on this contract for their most recent course of treatment. Figures in italics indicate the base number of FP17s or Patient Questionnaire responses are less than 100. N/A is shown where the base number of responses is less than 10 during the period. % is calculated as Quantity/Base number*100

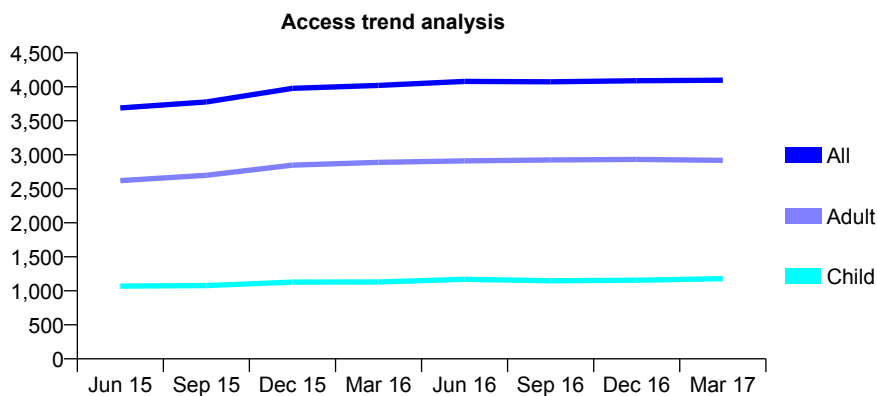
Q44 - Vital Signs At a Glance Contract Report for 101370/0089 - Year end March 2017

Name or company name	Petrie Tucker and Partners Ltd
Contract type name	GDS Contract
Purpose of contract	General
Contract start date	01/04/2007
Contract end date	

16/17 Contracted general activity (UDA)	14,509
Carry forward general activity (UDA)	0
16/17 Contracted orthodontic activity (UOA)	0
Carry forward orthodontic activity (UOA)	0
Baseline contract value	£444,752.48

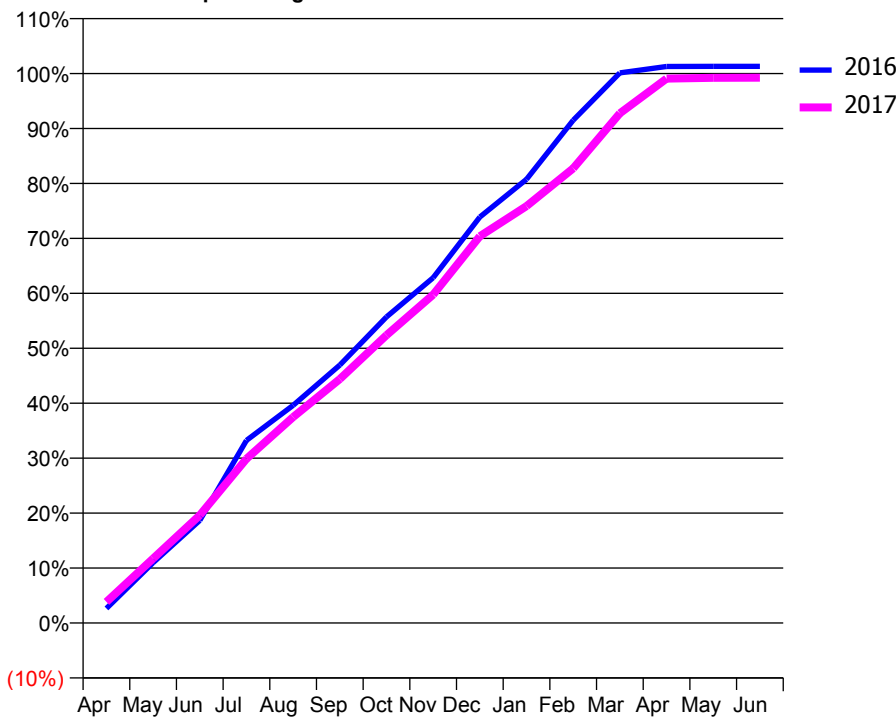
ACCESS*

Patients seen in 24 months	Total	Change since previous quarter
Quarter ending March 2016	4,020	
Quarter ending June 2016	4,080	→
Quarter ending September 2016	4,073	→
Quarter ending December 2016	4,089	→
Quarter ending March 2017	4,097	→
Variance since March 2016	1.9%	→



ACTIVITY

Cumulative percentage of contracted UDA delivered 2016 & 2017



Month	Adjusted Scheduled Activity (UDA)	
	2016	2017
April	385	557
May	1,594	1,704
June	2,708	2,846
July	4,823	4,336
August	5,748	5,439
September	6,810	6,441
October	8,081	7,599
November	9,117	8,670
December	10,721	10,212
January	11,715	11,009
February	13,275	12,006
March	14,526	13,457
April	14,694	14,373
May	14,697	14,395
June	14,697	14,399

QUALITY

	Quantity	Base Number	Contract	AT	Region	England
% of FP17s for the same patient ID Re-attending within 3 months - Children	89	1,491	6.0%	12.5%	13.3%	12.3%
% of FP17s for the same patient ID Re-attending within 3 months - Adults	527	3,590	14.7%	18.0%	17.3%	16.7%
% of FP17s for the same patient ID Re-attending between 3 & 9 months - Children	717	1,491	48.1%	57.1%	58.9%	57.6%
% of FP17s for the same patient ID Re-attending between 3 & 9 months - Adults	1,728	3,590	48.1%	50.6%	52.2%	50.1%
% of FP17s for Band 1 Urgent Courses	362	5,242	6.9%	9.8%	9.2%	9.1%
% of FP17s Relating to Free Repair or Replacements	32	5,242	0.6%	1.0%	1.0%	0.8%
% of FP17s Relating to Continuations	104	5,242	2.0%	1.6%	1.4%	1.2%
% of Patients satisfied with the dentistry they have received	10	10	100.0%	93.7%	93.1%	92.8%
% of Patients satisfied with the time they had to wait for an appointment	9	10	90.0%	93.0%	89.5%	88.7%

* This is based on patients treated on this contract for their most recent course of treatment. Figures in italics indicate the base number of FP17s or Patient Questionnaire responses are less than 100. N/A is shown where the base number of responses is less than 10 during the period. % is calculated as Quantity/Base number*100

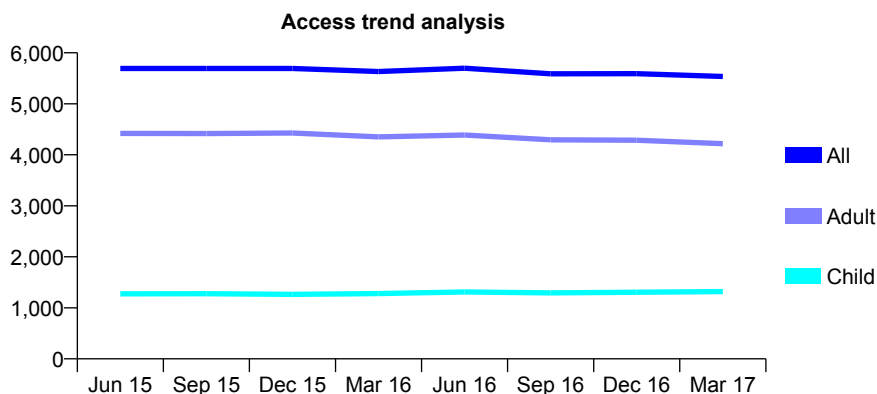
Q44 - Vital Signs At a Glance Contract Report for 101370/0134 - Year end March 2017

Name or company name	Petrie Tucker & Partners Ltd
Contract type name	GDS Contract
Purpose of contract	General
Contract start date	01/04/2012
Contract end date	

16/17 Contracted general activity (UDA)	19,300
Carry forward general activity (UDA)	0
16/17 Contracted orthodontic activity (UOA)	0
Carry forward orthodontic activity (UOA)	0
Baseline contract value	£591,822.69

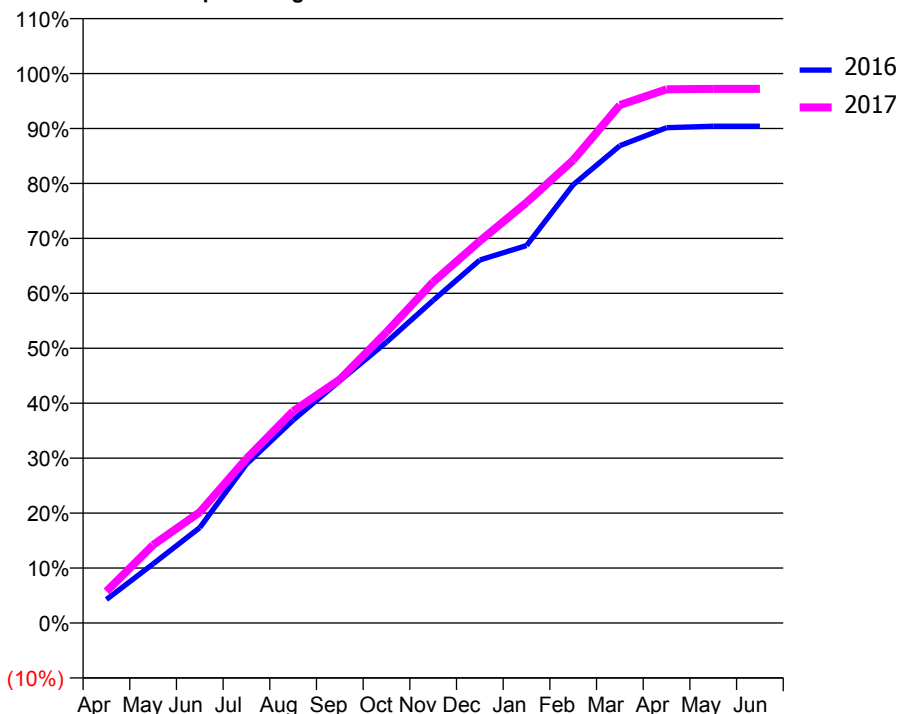
ACCESS*

Patients seen in 24 months	Total	Change since previous quarter
Quarter ending March 2016	5,632	
Quarter ending June 2016	5,698	→
Quarter ending September 2016	5,588	↓
Quarter ending December 2016	5,590	→
Quarter ending March 2017	5,535	→
Variance since March 2016	(1.7%)	↓



ACTIVITY

Cumulative percentage of contracted UDA delivered 2016 & 2017



Month	Adjusted Scheduled Activity (UDA)	
	2016	2017
April	826	1,110
May	2,075	2,741
June	3,352	3,895
July	5,582	5,771
August	7,127	7,439
September	8,508	8,555
October	9,867	10,219
November	11,330	11,979
December	12,751	13,414
January	13,259	14,769
February	15,392	16,259
March	16,763	18,191
April	17,398	18,746
May	17,447	18,761
June	17,450	18,761

QUALITY

	Quantity	Base Number	Contract	AT	Region	England
% of FP17s for the same patient ID Re-attending within 3 months - Children	150	1,961	7.6%	12.5%	13.3%	12.3%
% of FP17s for the same patient ID Re-attending within 3 months - Adults	929	5,639	16.5%	18.0%	17.3%	16.7%
% of FP17s for the same patient ID Re-attending between 3 & 9 months - Children	1,084	1,961	55.3%	57.1%	58.9%	57.6%
% of FP17s for the same patient ID Re-attending between 3 & 9 months - Adults	2,531	5,639	44.9%	50.6%	52.2%	50.1%
% of FP17s for Band 1 Urgent Courses	599	7,518	8.0%	9.8%	9.2%	9.1%
% of FP17s Relating to Free Repair or Replacements	63	7,518	0.8%	1.0%	1.0%	0.8%
% of FP17s Relating to Continuations	216	7,518	2.9%	1.6%	1.4%	1.2%
% of Patients satisfied with the dentistry they have received	13	14	92.9%	93.7%	93.1%	92.8%
% of Patients satisfied with the time they had to wait for an appointment	13	14	92.9%	93.0%	89.5%	88.7%

* This is based on patients treated on this contract for their most recent course of treatment. Figures in italics indicate the base number of FP17s or Patient Questionnaire responses are less than 100. N/A is shown where the base number of responses is less than 10 during the period. % is calculated as Quantity/Base number*100

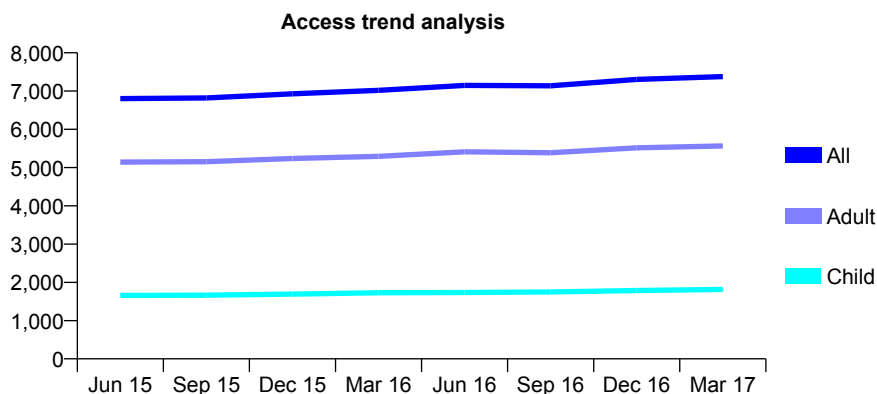
Q44 - Vital Signs At a Glance Contract Report for 101435/0087 - Year end March 2017

Name or company name	IDH Limited
Contract type name	GDS Contract
Purpose of contract	General
Contract start date	25/02/2008
Contract end date	

16/17 Contracted general activity (UDA)	21,177
Carry forward general activity (UDA)	0
16/17 Contracted orthodontic activity (UOA)	0
Carry forward orthodontic activity (UOA)	0
Baseline contract value	£558,782.18

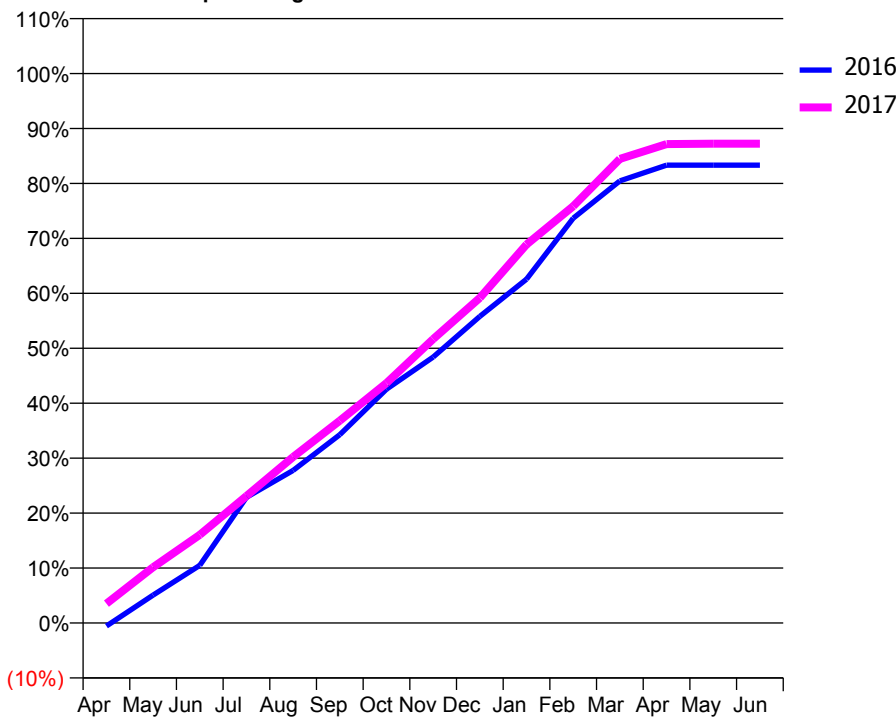
ACCESS*

Patients seen in 24 months	Total	Change since previous quarter
Quarter ending March 2016	7,018	
Quarter ending June 2016	7,146	→
Quarter ending September 2016	7,136	→
Quarter ending December 2016	7,304	↑
Quarter ending March 2017	7,379	→
Variance since March 2016	5.1%	↑



ACTIVITY

Cumulative percentage of contracted UDA delivered 2016 & 2017



Adjusted Scheduled Activity (UDA)

Month	2016	2017
April	-120	749
May	1,077	2,148
June	2,224	3,397
July	4,842	4,895
August	5,880	6,399
September	7,261	7,800
October	9,009	9,247
November	10,251	10,946
December	11,818	12,531
January	13,252	14,588
February	15,598	16,063
March	17,040	17,886
April	17,645	18,459
May	17,644	18,470
June	17,646	18,471

QUALITY

	Quantity	Base Number	Contract	AT	Region	England
% of FP17s for the same patient ID Re-attending within 3 months - Children	126	2,269	5.6%	12.5%	13.3%	12.3%
% of FP17s for the same patient ID Re-attending within 3 months - Adults	575	6,108	9.4%	18.0%	17.3%	16.7%
% of FP17s for the same patient ID Re-attending between 3 & 9 months - Children	1,021	2,269	45.0%	57.1%	58.9%	57.6%
% of FP17s for the same patient ID Re-attending between 3 & 9 months - Adults	2,551	6,108	41.8%	50.6%	52.2%	50.1%
% of FP17s for Band 1 Urgent Courses	499	8,295	6.0%	9.8%	9.2%	9.1%
% of FP17s Relating to Free Repair or Replacements	48	8,295	0.6%	1.0%	1.0%	0.8%
% of FP17s Relating to Continuations	136	8,295	1.6%	1.6%	1.4%	1.2%
% of Patients satisfied with the dentistry they have received	13	14	92.9%	93.7%	93.1%	92.8%
% of Patients satisfied with the time they had to wait for an appointment	14	14	100.0%	93.0%	89.5%	88.7%

* This is based on patients treated on this contract for their most recent course of treatment. Figures in italics indicate the base number of FP17s or Patient Questionnaire responses are less than 100. N/A is shown where the base number of responses is less than 10 during the period. % is calculated as Quantity/Base number*100

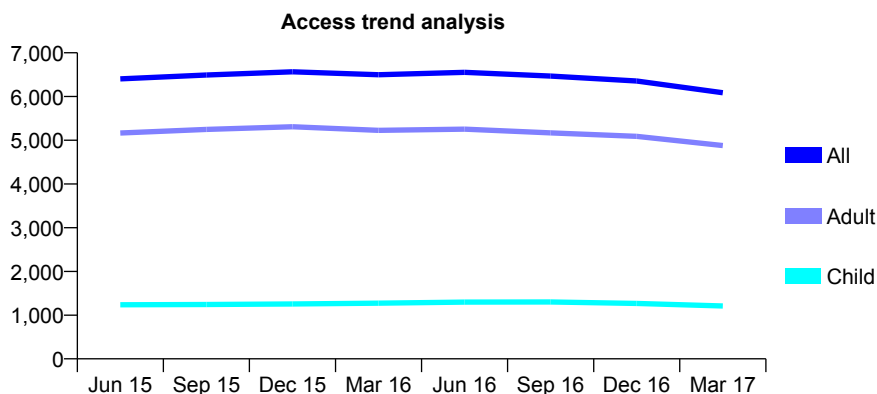
Q44 - Vital Signs At a Glance Contract Report for 101435/0093 - Year end March 2017

Name or company name	IDH Limited
Contract type name	GDS Contract
Purpose of contract	General
Contract start date	01/04/2008
Contract end date	

16/17 Contracted general activity (UDA)	17,614
Carry forward general activity (UDA)	0
16/17 Contracted orthodontic activity (UOA)	0
Carry forward orthodontic activity (UOA)	0
Baseline contract value	£425,214.88

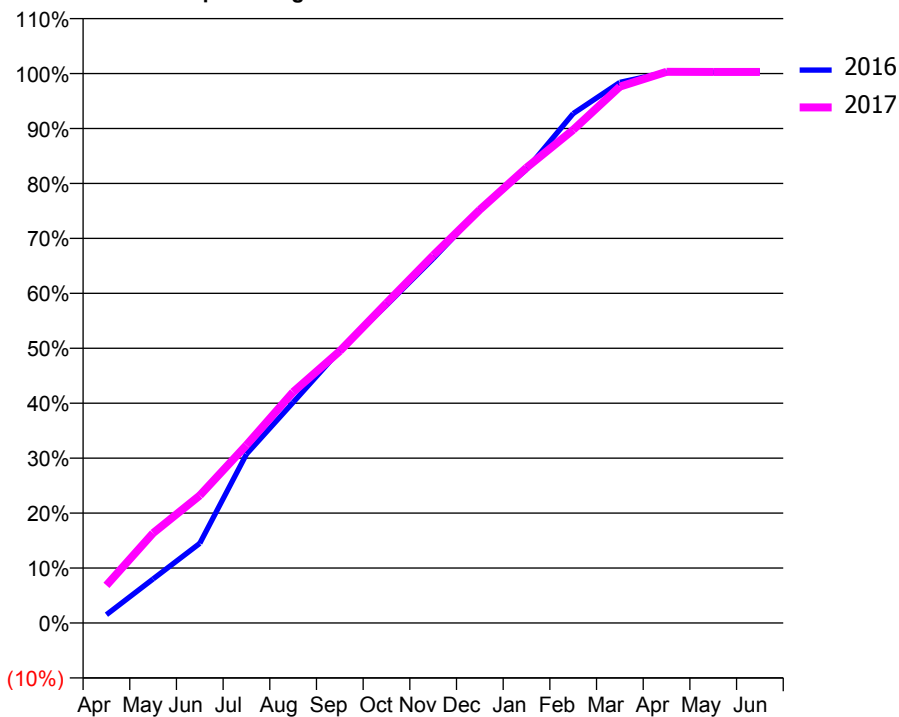
ACCESS*

Patients seen in 24 months	Total	Change since previous quarter
Quarter ending March 2016	6,498	
Quarter ending June 2016	6,552	→
Quarter ending September 2016	6,468	↓
Quarter ending December 2016	6,356	↓
Quarter ending March 2017	6,087	↓
Variance since March 2016	(6.3%)	↓



ACTIVITY

Cumulative percentage of contracted UDA delivered 2016 & 2017



Month	Adjusted Scheduled Activity (UDA)	
	2016	2017
April	266	1,206
May	1,414	2,883
June	2,555	4,090
July	5,414	5,706
August	7,071	7,406
September	8,739	8,719
October	10,190	10,255
November	11,681	11,783
December	13,254	13,248
January	14,541	14,594
February	16,331	15,811
March	17,329	17,195
April	17,655	17,669
May	17,655	17,666
June	17,687	17,666

QUALITY

	Quantity	Base Number	Contract	AT	Region	England
% of FP17s for the same patient ID Re-attending within 3 months - Children	145	1,709	8.5%	12.5%	13.3%	12.3%
% of FP17s for the same patient ID Re-attending within 3 months - Adults	848	5,843	14.5%	18.0%	17.3%	16.7%
% of FP17s for the same patient ID Re-attending between 3 & 9 months - Children	899	1,709	52.6%	57.1%	58.9%	57.6%
% of FP17s for the same patient ID Re-attending between 3 & 9 months - Adults	2,509	5,843	42.9%	50.6%	52.2%	50.1%
% of FP17s for Band 1 Urgent Courses	507	7,557	6.7%	9.8%	9.2%	9.1%
% of FP17s Relating to Free Repair or Replacements	50	7,557	0.7%	1.0%	1.0%	0.8%
% of FP17s Relating to Continuations	227	7,557	3.0%	1.6%	1.4%	1.2%
% of Patients satisfied with the dentistry they have received	5	6	N/A	93.7%	93.1%	92.8%
% of Patients satisfied with the time they had to wait for an appointment	5	6	N/A	93.0%	89.5%	88.7%

* This is based on patients treated on this contract for their most recent course of treatment. Figures in italics indicate the base number of FP17s or Patient Questionnaire responses are less than 100. N/A is shown where the base number of responses is less than 10 during the period. % is calculated as Quantity/Base number*100

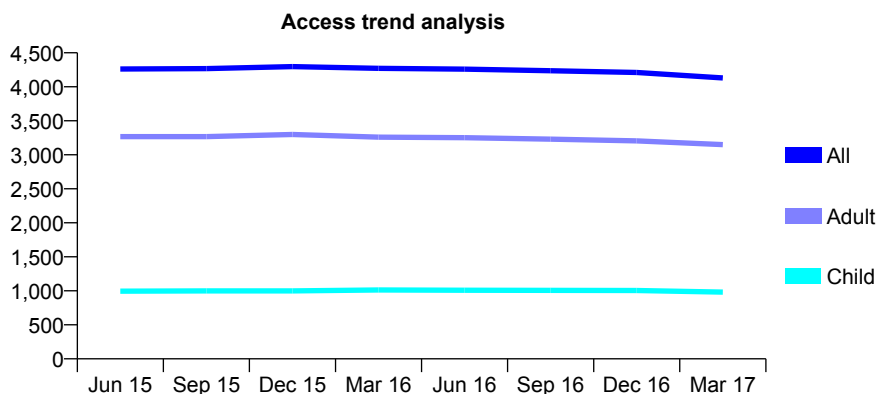
Q44 - Vital Signs At a Glance Contract Report for 102059/0001 - Year end March 2017

Name or company name	Chester Road Dental Practice
Contract type name	GDS Contract
Purpose of contract	General
Contract start date	01/01/2011
Contract end date	

16/17 Contracted general activity (UDA)	8,313
Carry forward general activity (UDA)	290
16/17 Contracted orthodontic activity (UOA)	0
Carry forward orthodontic activity (UOA)	0
Baseline contract value	£223,028.78

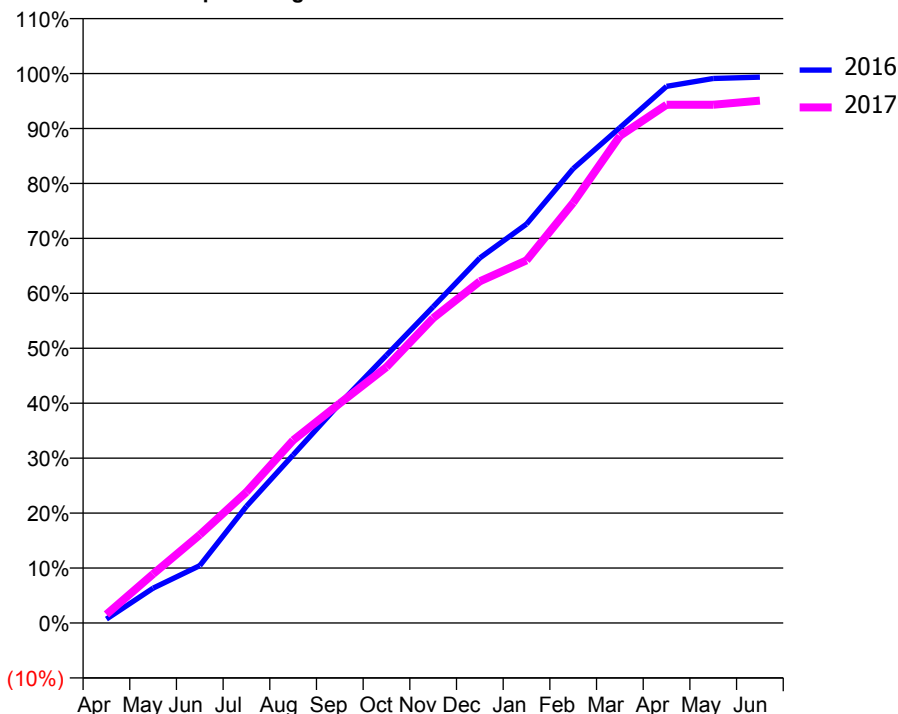
ACCESS*

Patients seen in 24 months	Total	Change since previous quarter
Quarter ending March 2016	4,271	
Quarter ending June 2016	4,260	→
Quarter ending September 2016	4,237	→
Quarter ending December 2016	4,210	→
Quarter ending March 2017	4,131	↓
Variance since March 2016	(3.3%)	↓



ACTIVITY

Cumulative percentage of contracted UDA delivered 2016 & 2017



Adjusted Scheduled Activity (UDA)

Month	2016	2017
April	60	130
May	527	741
June	869	1,334
July	1,766	1,982
August	2,543	2,765
September	3,319	3,323
October	4,052	3,873
November	4,784	4,613
December	5,523	5,170
January	6,034	5,486
February	6,874	6,357
March	7,493	7,367
April	8,118	7,840
May	8,237	7,840
June	8,257	7,902

QUALITY

	Quantity	Base Number	Contract	AT	Region	England
% of FP17s for the same patient ID Re-attending within 3 months - Children	107	1,440	7.4%	12.5%	13.3%	12.3%
% of FP17s for the same patient ID Re-attending within 3 months - Adults	658	4,338	15.2%	18.0%	17.3%	16.7%
% of FP17s for the same patient ID Re-attending between 3 & 9 months - Children	807	1,440	56.0%	57.1%	58.9%	57.6%
% of FP17s for the same patient ID Re-attending between 3 & 9 months - Adults	2,054	4,338	47.3%	50.6%	52.2%	50.1%
% of FP17s for Band 1 Urgent Courses	350	4,679	7.5%	9.8%	9.2%	9.1%
% of FP17s Relating to Free Repair or Replacements	66	4,679	1.4%	1.0%	1.0%	0.8%
% of FP17s Relating to Continuations	52	4,679	1.1%	1.6%	1.4%	1.2%
% of Patients satisfied with the dentistry they have received	11	12	91.7%	93.7%	93.1%	92.8%
% of Patients satisfied with the time they had to wait for an appointment	10	12	83.3%	93.0%	89.5%	88.7%

* This is based on patients treated on this contract for their most recent course of treatment. Figures in italics indicate the base number of FP17s or Patient Questionnaire responses are less than 100. N/A is shown where the base number of responses is less than 10 during the period. % is calculated as Quantity/Base number*100

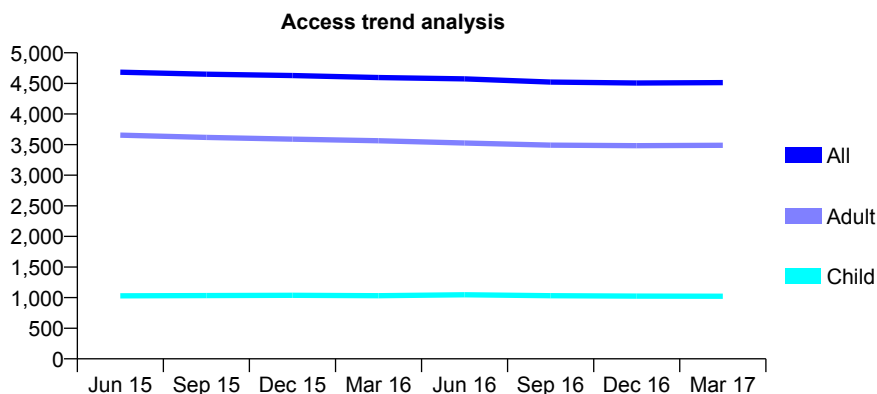
Q44 - Vital Signs At a Glance Contract Report for 102172/0001 - Year end March 2017

Name or company name	Crystal Dental Clinic Ltd
Contract type name	GDS Contract
Purpose of contract	General
Contract start date	01/05/2011
Contract end date	

16/17 Contracted general activity (UDA)	13,705
Carry forward general activity (UDA)	195
16/17 Contracted orthodontic activity (UOA)	0
Carry forward orthodontic activity (UOA)	0
Baseline contract value	£365,714.89

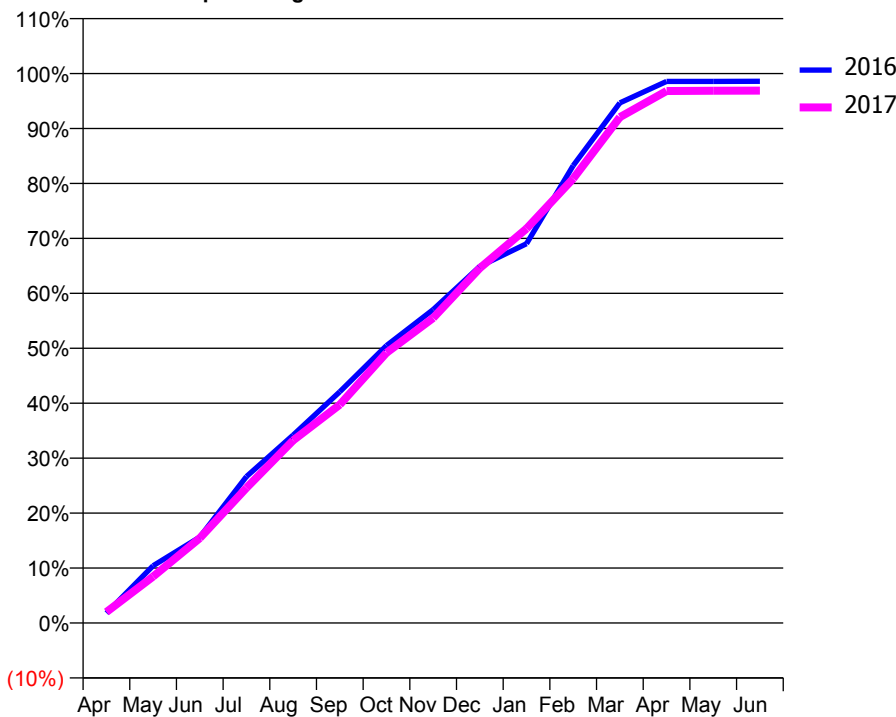
ACCESS*

Patients seen in 24 months	Total	Change since previous quarter
Quarter ending March 2016	4,596	
Quarter ending June 2016	4,574	→
Quarter ending September 2016	4,522	↓
Quarter ending December 2016	4,507	→
Quarter ending March 2017	4,513	→
Variance since March 2016	(1.8%)	↓



ACTIVITY

Cumulative percentage of contracted UDA delivered 2016 & 2017



Month	2016	2017
April	247	274
May	1,428	1,160
June	2,144	2,116
July	3,653	3,369
August	4,687	4,556
September	5,768	5,445
October	6,919	6,739
November	7,818	7,609
December	8,895	8,851
January	9,461	9,835
February	11,409	11,083
March	12,971	12,618
April	13,507	13,268
May	13,509	13,276
June	13,510	13,278

QUALITY

	Quantity	Base Number	Contract	AT	Region	England
% of FP17s for the same patient ID Re-attending within 3 months - Children	115	1,517	7.6%	12.5%	13.3%	12.3%
% of FP17s for the same patient ID Re-attending within 3 months - Adults	919	5,533	16.6%	18.0%	17.3%	16.7%
% of FP17s for the same patient ID Re-attending between 3 & 9 months - Children	704	1,517	46.4%	57.1%	58.9%	57.6%
% of FP17s for the same patient ID Re-attending between 3 & 9 months - Adults	2,871	5,533	51.9%	50.6%	52.2%	50.1%
% of FP17s for Band 1 Urgent Courses	532	7,101	7.5%	9.8%	9.2%	9.1%
% of FP17s Relating to Free Repair or Replacements	97	7,101	1.4%	1.0%	1.0%	0.8%
% of FP17s Relating to Continuations	70	7,101	1.0%	1.6%	1.4%	1.2%
% of Patients satisfied with the dentistry they have received	16	17	94.1%	93.7%	93.1%	92.8%
% of Patients satisfied with the time they had to wait for an appointment	16	17	94.1%	93.0%	89.5%	88.7%

* This is based on patients treated on this contract for their most recent course of treatment. Figures in italics indicate the base number of FP17s or Patient Questionnaire responses are less than 100. N/A is shown where the base number of responses is less than 10 during the period. % is calculated as Quantity/Base number*100

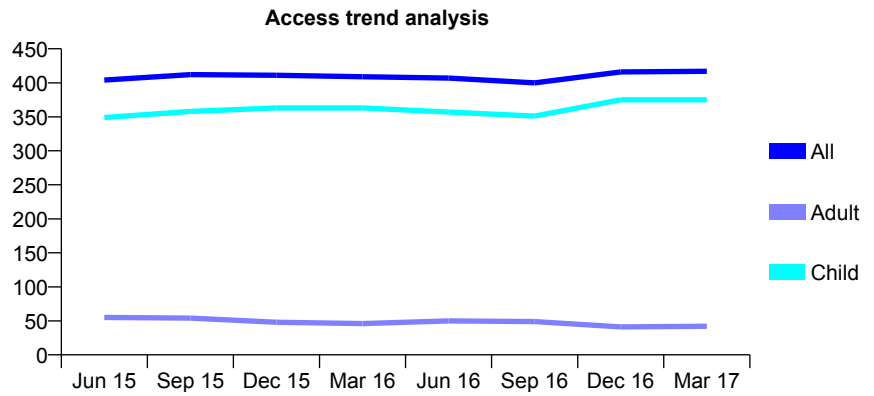
Q44 - Vital Signs At a Glance Contract Report for 103292/0001 - Year end March 2017

Name or company name	Baran & Hull Ltd
Contract type name	GDS Contract
Purpose of contract	General
Contract start date	01/04/2011
Contract end date	

16/17 Contracted general activity (UDA)	1,000
Carry forward general activity (UDA)	0
16/17 Contracted orthodontic activity (UOA)	0
Carry forward orthodontic activity (UOA)	0
Baseline contract value	£25,162.26

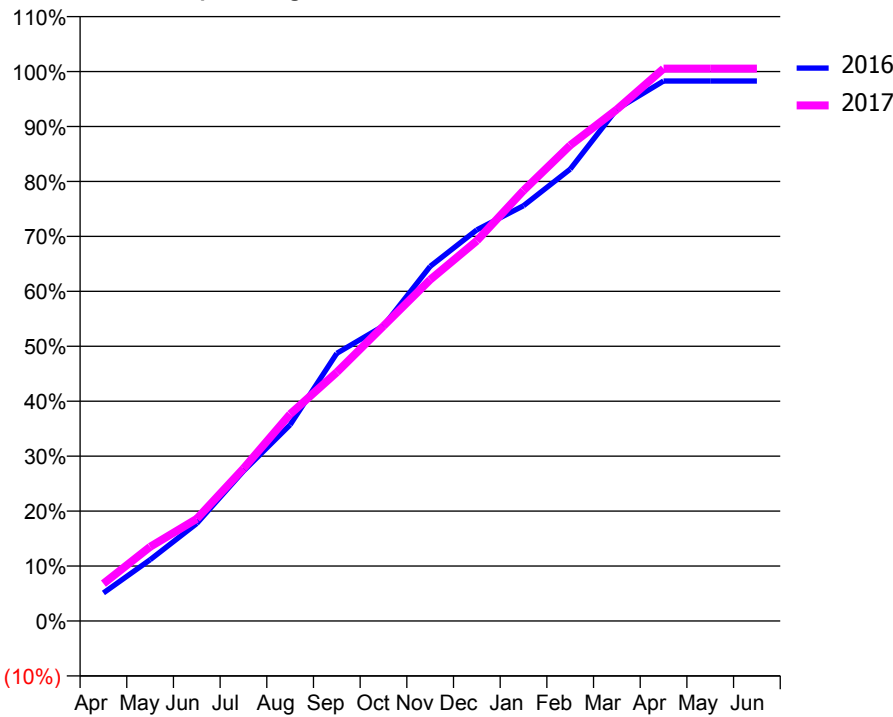
ACCESS*

Patients seen in 24 months	Total	Change since previous quarter
Quarter ending March 2016	409	
Quarter ending June 2016	407	→
Quarter ending September 2016	400	↓
Quarter ending December 2016	416	↑
Quarter ending March 2017	417	→
Variance since March 2016	2.0%	→



ACTIVITY

Cumulative percentage of contracted UDA delivered 2016 & 2017



Month	Adjusted Scheduled Activity (UDA)	
	2016	2017
April	51	68
May	111	135
June	177	186
July	273	278
August	357	377
September	487	453
October	537	537
November	645	621
December	712	692
January	756	783
February	822	866
March	932	931
April	983	1,005
May	983	1,005
June	983	1,005

QUALITY

	Quantity	Base Number	Contract	AT	Region	England
% of FP17s for the same patient ID Re-attending within 3 months - Children	132	843	15.7%	12.5%	13.3%	12.3%
% of FP17s for the same patient ID Re-attending within 3 months - Adults	0	0	N/A	18.0%	17.3%	16.7%
% of FP17s for the same patient ID Re-attending between 3 & 9 months - Children	566	843	67.1%	57.1%	58.9%	57.6%
% of FP17s for the same patient ID Re-attending between 3 & 9 months - Adults	0	0	N/A	50.6%	52.2%	50.1%
% of FP17s for Band 1 Urgent Courses	16	860	1.9%	9.8%	9.2%	9.1%
% of FP17s Relating to Free Repair or Replacements	0	860	0.0%	1.0%	1.0%	0.8%
% of FP17s Relating to Continuations	0	860	0.0%	1.6%	1.4%	1.2%
% of Patients satisfied with the dentistry they have received	1	1	N/A	93.7%	93.1%	92.8%
% of Patients satisfied with the time they had to wait for an appointment	1	1	N/A	93.0%	89.5%	88.7%

* This is based on patients treated on this contract for their most recent course of treatment. Figures in italics indicate the base number of FP17s or Patient Questionnaire responses are less than 100. N/A is shown where the base number of responses is less than 10 during the period. % is calculated as Quantity/Base number*100

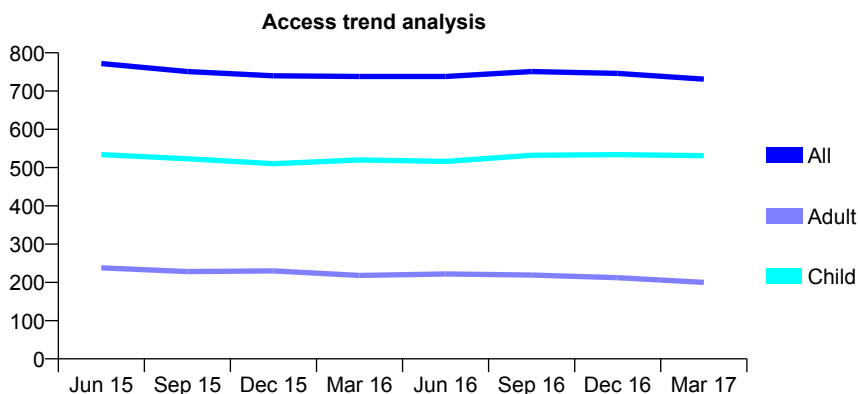
Q44 - Vital Signs At a Glance Contract Report for 103306/0001 - Year end March 2017

Name or company name	PD Dental Care Ltd
Contract type name	GDS Contract
Purpose of contract	General
Contract start date	01/05/2011
Contract end date	

16/17 Contracted general activity (UDA)	2,648
Carry forward general activity (UDA)	0
16/17 Contracted orthodontic activity (UOA)	0
Carry forward orthodontic activity (UOA)	0
Baseline contract value	£66,767.13

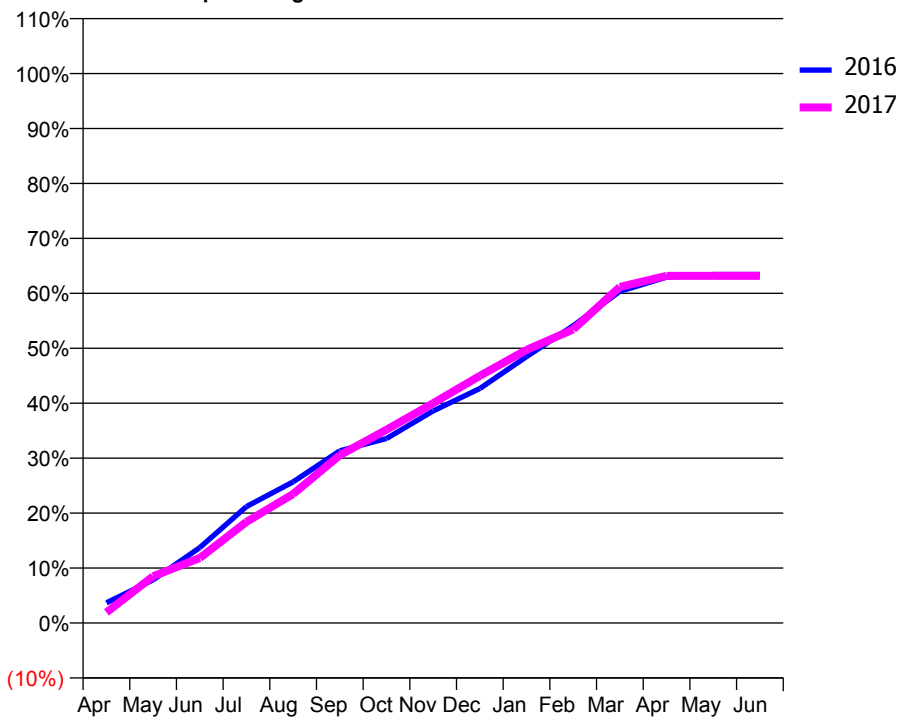
ACCESS*

Patients seen in 24 months	Total	Change since previous quarter
Quarter ending March 2016	738	
Quarter ending June 2016	738	→
Quarter ending September 2016	751	→
Quarter ending December 2016	746	→
Quarter ending March 2017	731	↓
Variance since March 2016	(0.9%)	→



ACTIVITY

Cumulative percentage of contracted UDA delivered 2016 & 2017



Month	Adjusted Scheduled Activity (UDA)	
	2016	2017
April	97	51
May	208	225
June	363	313
July	561	488
August	680	622
September	830	809
October	889	931
November	1,022	1,059
December	1,130	1,191
January	1,284	1,316
February	1,432	1,415
March	1,598	1,620
April	1,667	1,673
May	1,680	1,673
June	1,680	1,673

QUALITY

	Quantity	Base Number	Contract	AT	Region	England
% of FP17s for the same patient ID Re-attending within 3 months - Children	104	977	10.6%	12.5%	13.3%	12.3%
% of FP17s for the same patient ID Re-attending within 3 months - Adults	10	196	5.1%	18.0%	17.3%	16.7%
% of FP17s for the same patient ID Re-attending between 3 & 9 months - Children	692	977	70.8%	57.1%	58.9%	57.6%
% of FP17s for the same patient ID Re-attending between 3 & 9 months - Adults	148	196	75.5%	50.6%	52.2%	50.1%
% of FP17s for Band 1 Urgent Courses	44	1,167	3.8%	9.8%	9.2%	9.1%
% of FP17s Relating to Free Repair or Replacements	1	1,167	0.1%	1.0%	1.0%	0.8%
% of FP17s Relating to Continuations	3	1,167	0.3%	1.6%	1.4%	1.2%
% of Patients satisfied with the dentistry they have received	0	0	N/A	93.7%	93.1%	92.8%
% of Patients satisfied with the time they had to wait for an appointment	0	0	N/A	93.0%	89.5%	88.7%

* This is based on patients treated on this contract for their most recent course of treatment. Figures in italics indicate the base number of FP17s or Patient Questionnaire responses are less than 100. N/A is shown where the base number of responses is less than 10 during the period. % is calculated as Quantity/Base number*100

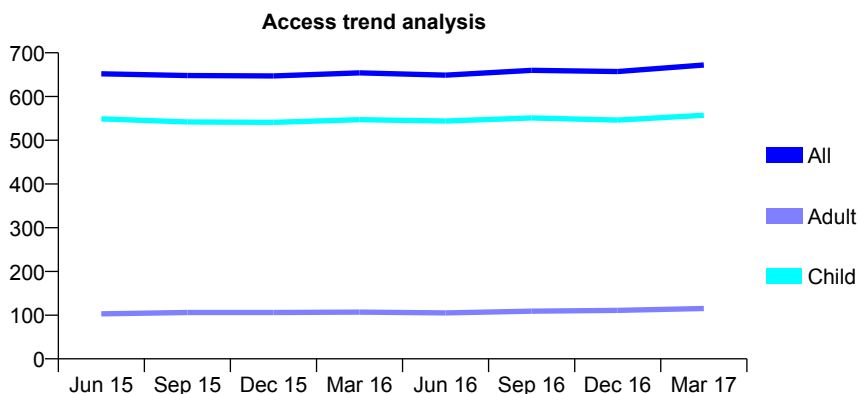
Q44 - Vital Signs At a Glance Contract Report for 104892/0001 - Year end March 2017

Name or company name	The King Street Dental Practice Ltd
Contract type name	GDS Contract
Purpose of contract	General
Contract start date	01/04/2007
Contract end date	

16/17 Contracted general activity (UDA)	1,644
Carry forward general activity (UDA)	0
16/17 Contracted orthodontic activity (UOA)	0
Carry forward orthodontic activity (UOA)	0
Baseline contract value	£34,906.75

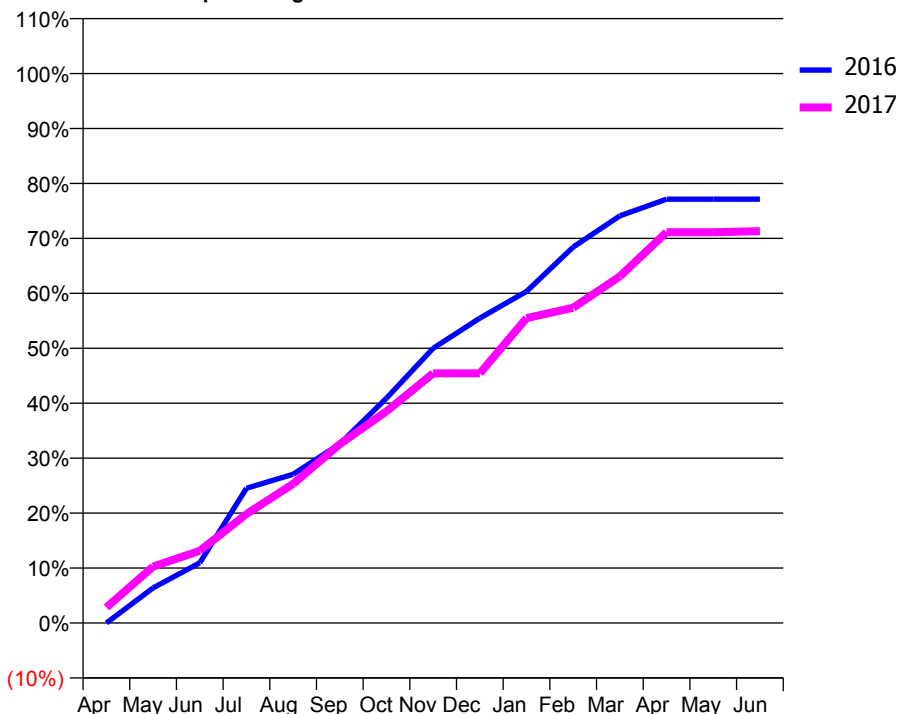
ACCESS*

Patients seen in 24 months	Total	Change since previous quarter
Quarter ending March 2016	654	
Quarter ending June 2016	649	→
Quarter ending September 2016	660	→
Quarter ending December 2016	657	→
Quarter ending March 2017	672	↑
Variance since March 2016	2.8%	↑



ACTIVITY

Cumulative percentage of contracted UDA delivered 2016 & 2017



Month	Adjusted Scheduled Activity (UDA)	
	2016	2017
April	0	47
May	105	169
June	180	216
July	403	326
August	445	416
September	536	535
October	673	633
November	822	747
December	912	747
January	992	912
February	1,125	943
March	1,218	1,037
April	1,268	1,169
May	1,268	1,169
June	1,268	1,172

QUALITY

	Quantity	Base Number	Contract	AT	Region	England
% of FP17s for the same patient ID Re-attending within 3 months - Children	79	848	9.3%	12.5%	13.3%	12.3%
% of FP17s for the same patient ID Re-attending within 3 months - Adults	4	56	7.1%	18.0%	17.3%	16.7%
% of FP17s for the same patient ID Re-attending between 3 & 9 months - Children	525	848	61.9%	57.1%	58.9%	57.6%
% of FP17s for the same patient ID Re-attending between 3 & 9 months - Adults	32	56	57.1%	50.6%	52.2%	50.1%
% of FP17s for Band 1 Urgent Courses	1	960	0.1%	9.8%	9.2%	9.1%
% of FP17s Relating to Free Repair or Replacements	0	960	0.0%	1.0%	1.0%	0.8%
% of FP17s Relating to Continuations	0	960	0.0%	1.6%	1.4%	1.2%
% of Patients satisfied with the dentistry they have received	0	0	N/A	93.7%	93.1%	92.8%
% of Patients satisfied with the time they had to wait for an appointment	0	0	N/A	93.0%	89.5%	88.7%

* This is based on patients treated on this contract for their most recent course of treatment. Figures in italics indicate the base number of FP17s or Patient Questionnaire responses are less than 100. N/A is shown where the base number of responses is less than 10 during the period. % is calculated as Quantity/Base number*100

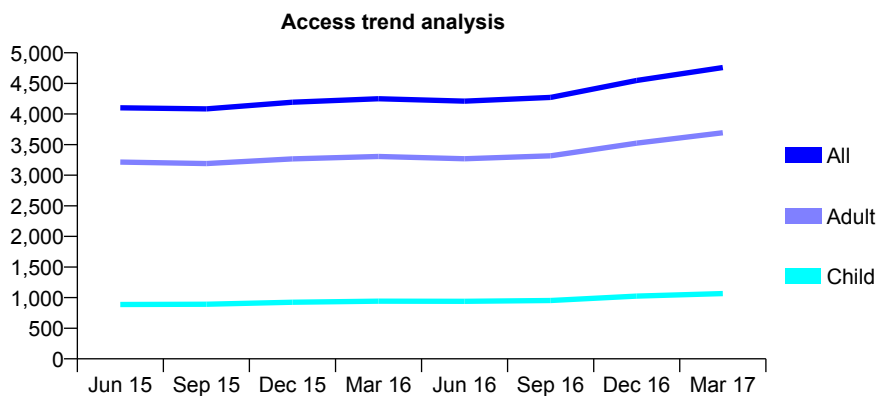
Q44 - Vital Signs At a Glance Contract Report for 105120/0001 - Year end March 2017

Name or company name	Handforth Dental Practice LLP
Contract type name	GDS Contract
Purpose of contract	General
Contract start date	01/06/2007
Contract end date	

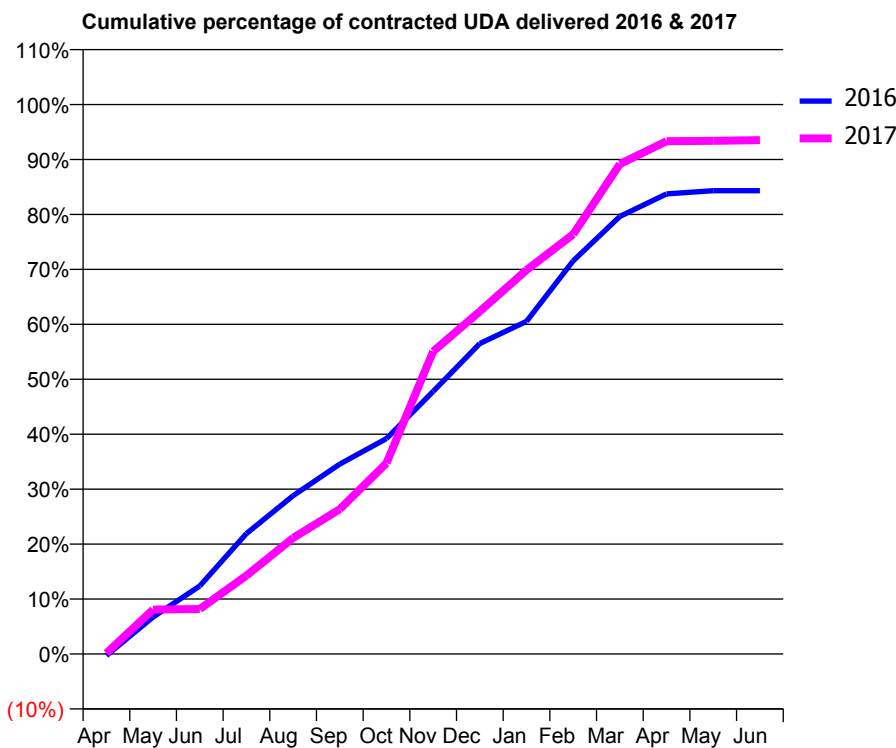
16/17 Contracted general activity (UDA)	16,767
Carry forward general activity (UDA)	0
16/17 Contracted orthodontic activity (UOA)	0
Carry forward orthodontic activity (UOA)	0
Baseline contract value	£412,632.33

ACCESS*

Patients seen in 24 months	Total	Change since previous quarter
Quarter ending March 2016	4,250	
Quarter ending June 2016	4,210	→
Quarter ending September 2016	4,272	→
Quarter ending December 2016	4,548	↑
Quarter ending March 2017	4,759	↑
Variance since March 2016	12.0%	↑



ACTIVITY



Month	Adjusted Scheduled Activity (UDA)	
	2016	2017
April	-51	25
May	1,130	1,356
June	2,076	1,375
July	3,677	2,396
August	4,832	3,541
September	5,796	4,419
October	6,572	5,824
November	8,015	9,233
December	9,475	10,456
January	10,148	11,715
February	11,996	12,808
March	13,351	14,953
April	14,041	15,646
May	14,138	15,661
June	14,138	15,680

QUALITY

	Quantity	Base Number	Contract	AT	Region	England
% of FP17s for the same patient ID Re-attending within 3 months - Children	136	1,654	8.2%	12.5%	13.3%	12.3%
% of FP17s for the same patient ID Re-attending within 3 months - Adults	899	5,726	15.7%	18.0%	17.3%	16.7%
% of FP17s for the same patient ID Re-attending between 3 & 9 months - Children	925	1,654	55.9%	57.1%	58.9%	57.6%
% of FP17s for the same patient ID Re-attending between 3 & 9 months - Adults	3,095	5,726	54.1%	50.6%	52.2%	50.1%
% of FP17s for Band 1 Urgent Courses	439	7,335	6.0%	9.8%	9.2%	9.1%
% of FP17s Relating to Free Repair or Replacements	145	7,335	2.0%	1.0%	1.0%	0.8%
% of FP17s Relating to Continuations	210	7,335	2.9%	1.6%	1.4%	1.2%
% of Patients satisfied with the dentistry they have received	9	9	N/A	93.7%	93.1%	92.8%
% of Patients satisfied with the time they had to wait for an appointment	9	9	N/A	93.0%	89.5%	88.7%

* This is based on patients treated on this contract for their most recent course of treatment. Figures in italics indicate the base number of FP17s or Patient Questionnaire responses are less than 100. N/A is shown where the base number of responses is less than 10 during the period. % is calculated as Quantity/Base number*100

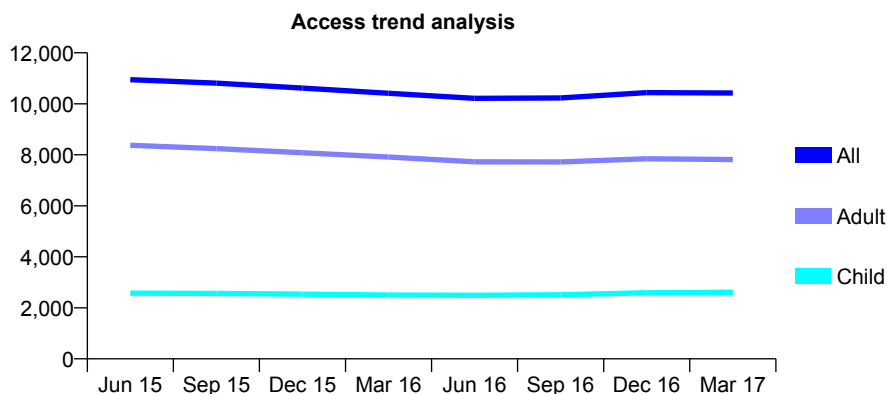
Q44 - Vital Signs At a Glance Contract Report for 105902/0001 - Year end March 2017

Name or company name	MAC Dental Centre Ltd
Contract type name	GDS Contract
Purpose of contract	General
Contract start date	01/05/2011
Contract end date	

16/17 Contracted general activity (UDA)	34,000
Carry forward general activity (UDA)	0
16/17 Contracted orthodontic activity (UOA)	0
Carry forward orthodontic activity (UOA)	0
Baseline contract value	£779,059.43

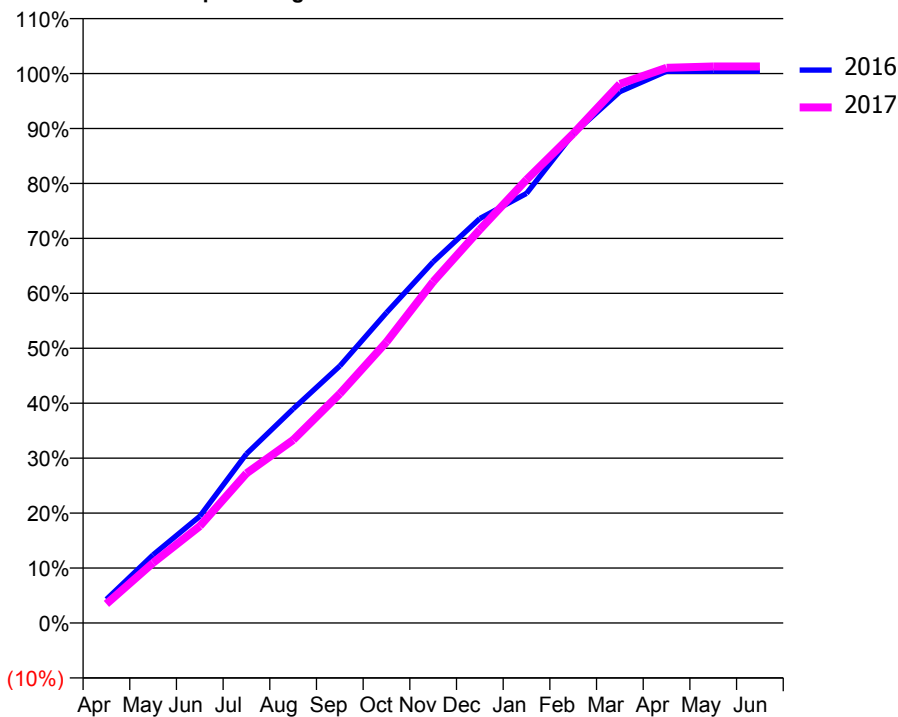
ACCESS*

Patients seen in 24 months	Total	Change since previous quarter
Quarter ending March 2016	10,415	
Quarter ending June 2016	10,215	↓
Quarter ending September 2016	10,228	→
Quarter ending December 2016	10,438	↑
Quarter ending March 2017	10,426	→
Variance since March 2016	0.1%	→



ACTIVITY

Cumulative percentage of contracted UDA delivered 2016 & 2017



Month	Adjusted Scheduled Activity (UDA)	
	2016	2017
April	1,462	1,182
May	4,217	3,723
June	6,601	5,991
July	10,467	9,258
August	13,243	11,325
September	15,906	14,190
October	19,205	17,387
November	22,348	21,115
December	25,031	24,346
January	26,582	27,431
February	30,271	30,272
March	32,877	33,357
April	34,137	34,349
May	34,140	34,431
June	34,135	34,436

QUALITY

	Quantity	Base Number	Contract	AT	Region	England
% of FP17s for the same patient ID Re-attending within 3 months - Children	262	4,014	6.5%	12.5%	13.3%	12.3%
% of FP17s for the same patient ID Re-attending within 3 months - Adults	1,670	11,361	14.7%	18.0%	17.3%	16.7%
% of FP17s for the same patient ID Re-attending between 3 & 9 months - Children	2,508	4,014	62.5%	57.1%	58.9%	57.6%
% of FP17s for the same patient ID Re-attending between 3 & 9 months - Adults	5,983	11,361	52.7%	50.6%	52.2%	50.1%
% of FP17s for Band 1 Urgent Courses	1,086	15,011	7.2%	9.8%	9.2%	9.1%
% of FP17s Relating to Free Repair or Replacements	285	15,011	1.9%	1.0%	1.0%	0.8%
% of FP17s Relating to Continuations	125	15,011	0.8%	1.6%	1.4%	1.2%
% of Patients satisfied with the dentistry they have received	19	24	79.2%	93.7%	93.1%	92.8%
% of Patients satisfied with the time they had to wait for an appointment	20	24	83.3%	93.0%	89.5%	88.7%

* This is based on patients treated on this contract for their most recent course of treatment. Figures in italics indicate the base number of FP17s or Patient Questionnaire responses are less than 100. N/A is shown where the base number of responses is less than 10 during the period. % is calculated as Quantity/Base number*100

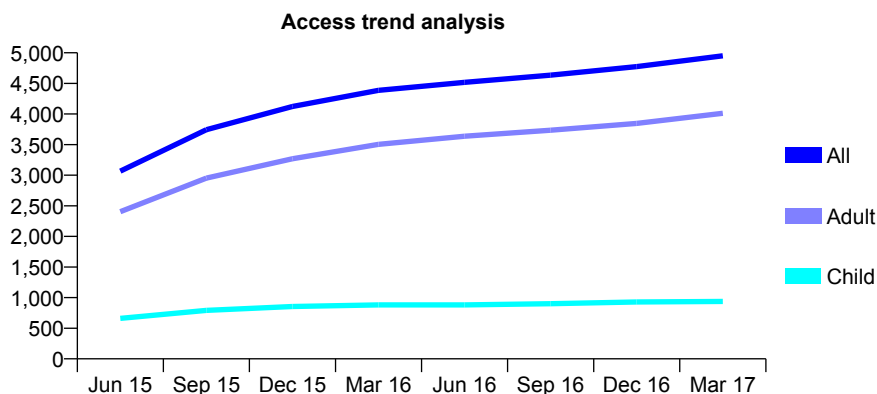
Q44 - Vital Signs At a Glance Contract Report for 106690/0001 - Year end March 2017

Name or company name	Mary Samuel, Sankey Street Dental Practic
Contract type name	GDS Contract
Purpose of contract	General
Contract start date	01/04/2014
Contract end date	

16/17 Contracted general activity (UDA)	14,090
Carry forward general activity (UDA)	0
16/17 Contracted orthodontic activity (UOA)	0
Carry forward orthodontic activity (UOA)	0
Baseline contract value	£311,366.79

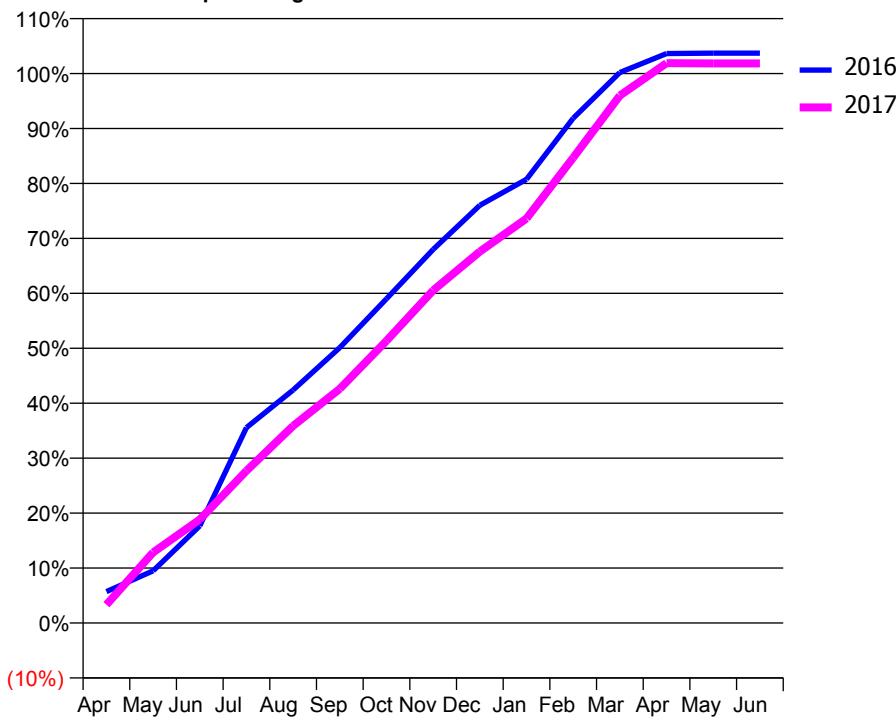
ACCESS*

Patients seen in 24 months	Total	Change since previous quarter
Quarter ending March 2016	4,386	
Quarter ending June 2016	4,518	↑
Quarter ending September 2016	4,636	↑
Quarter ending December 2016	4,775	↑
Quarter ending March 2017	4,951	↑
Variance since March 2016	12.9%	↑



ACTIVITY

Cumulative percentage of contracted UDA delivered 2016 & 2017



Month	Adjusted Scheduled Activity (UDA)	
	2016	2017
April	805	469
May	1,339	1,810
June	2,491	2,654
July	5,009	3,903
August	5,976	5,054
September	7,064	6,007
October	8,315	7,237
November	9,580	8,531
December	10,711	9,525
January	11,379	10,372
February	12,943	11,933
March	14,115	13,523
April	14,602	14,357
May	14,612	14,349
June	14,613	14,349

QUALITY

	Quantity	Base Number	Contract	AT	Region	England
% of FP17s for the same patient ID Re-attending within 3 months - Children	104	1,367	7.6%	12.5%	13.3%	12.3%
% of FP17s for the same patient ID Re-attending within 3 months - Adults	891	5,505	16.2%	18.0%	17.3%	16.7%
% of FP17s for the same patient ID Re-attending between 3 & 9 months - Children	703	1,367	51.4%	57.1%	58.9%	57.6%
% of FP17s for the same patient ID Re-attending between 3 & 9 months - Adults	2,616	5,505	47.5%	50.6%	52.2%	50.1%
% of FP17s for Band 1 Urgent Courses	895	6,716	13.3%	9.8%	9.2%	9.1%
% of FP17s Relating to Free Repair or Replacements	124	6,716	1.8%	1.0%	1.0%	0.8%
% of FP17s Relating to Continuations	65	6,716	1.0%	1.6%	1.4%	1.2%
% of Patients satisfied with the dentistry they have received	9	9	N/A	93.7%	93.1%	92.8%
% of Patients satisfied with the time they had to wait for an appointment	7	9	N/A	93.0%	89.5%	88.7%

* This is based on patients treated on this contract for their most recent course of treatment. Figures in italics indicate the base number of FP17s or Patient Questionnaire responses are less than 100. N/A is shown where the base number of responses is less than 10 during the period. % is calculated as Quantity/Base number*100

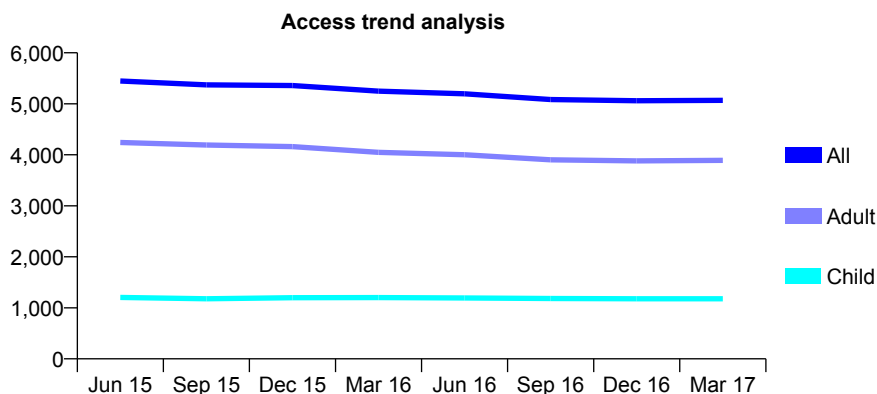
Q44 - Vital Signs At a Glance Contract Report for 106976/0001 - Year end March 2017

Name or company name	Greasby Dental Centre
Contract type name	GDS Contract
Purpose of contract	General
Contract start date	01/08/2009
Contract end date	

16/17 Contracted general activity (UDA)	14,380
Carry forward general activity (UDA)	0
16/17 Contracted orthodontic activity (UOA)	0
Carry forward orthodontic activity (UOA)	0
Baseline contract value	£389,325.52

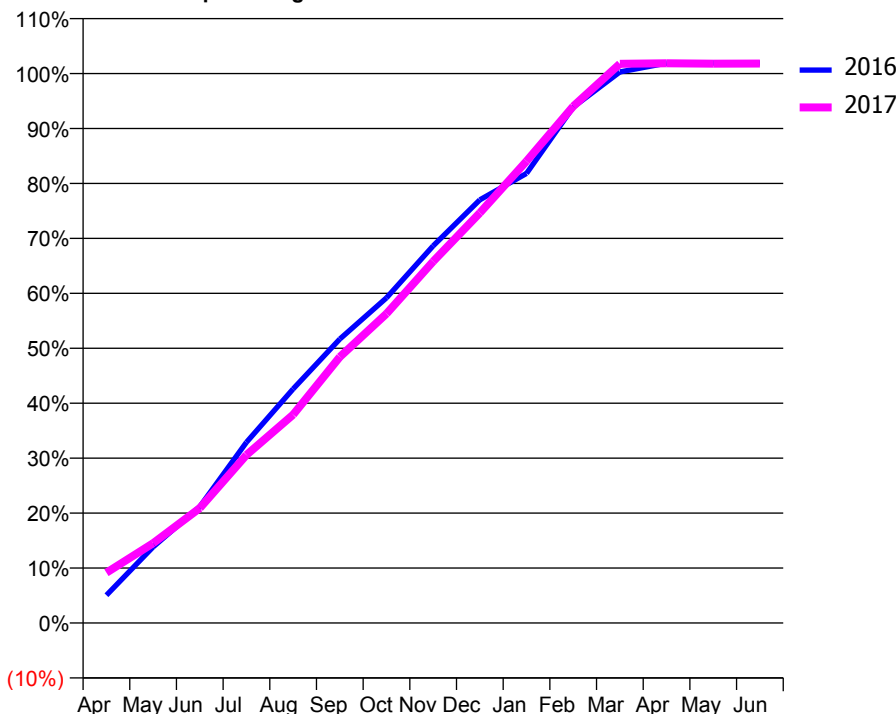
ACCESS*

Patients seen in 24 months	Total	Change since previous quarter
Quarter ending March 2016	5,249	
Quarter ending June 2016	5,195	↓
Quarter ending September 2016	5,084	↓
Quarter ending December 2016	5,060	→
Quarter ending March 2017	5,069	→
Variance since March 2016	(3.4%)	↓



ACTIVITY

Cumulative percentage of contracted UDA delivered 2016 & 2017



Adjusted Scheduled Activity (UDA)

Month	2016	2017
April	727	1,316
May	1,990	2,090
June	3,045	3,005
July	4,729	4,398
August	6,126	5,453
September	7,430	6,965
October	8,510	8,095
November	9,871	9,462
December	11,076	10,731
January	11,764	12,087
February	13,499	13,521
March	14,422	14,632
April	14,652	14,648
May	14,654	14,638
June	14,656	14,639

QUALITY

	Quantity	Base Number	Contract	AT	Region	England
% of FP17s for the same patient ID Re-attending within 3 months - Children	106	1,711	6.2%	12.5%	13.3%	12.3%
% of FP17s for the same patient ID Re-attending within 3 months - Adults	1,126	5,793	19.4%	18.0%	17.3%	16.7%
% of FP17s for the same patient ID Re-attending between 3 & 9 months - Children	983	1,711	57.5%	57.1%	58.9%	57.6%
% of FP17s for the same patient ID Re-attending between 3 & 9 months - Adults	2,755	5,793	47.6%	50.6%	52.2%	50.1%
% of FP17s for Band 1 Urgent Courses	721	7,382	9.8%	9.8%	9.2%	9.1%
% of FP17s Relating to Free Repair or Replacements	105	7,382	1.4%	1.0%	1.0%	0.8%
% of FP17s Relating to Continuations	128	7,382	1.7%	1.6%	1.4%	1.2%
% of Patients satisfied with the dentistry they have received	9	12	75.0%	93.7%	93.1%	92.8%
% of Patients satisfied with the time they had to wait for an appointment	11	12	91.7%	93.0%	89.5%	88.7%

* This is based on patients treated on this contract for their most recent course of treatment. Figures in italics indicate the base number of FP17s or Patient Questionnaire responses are less than 100. N/A is shown where the base number of responses is less than 10 during the period. % is calculated as Quantity/Base number*100

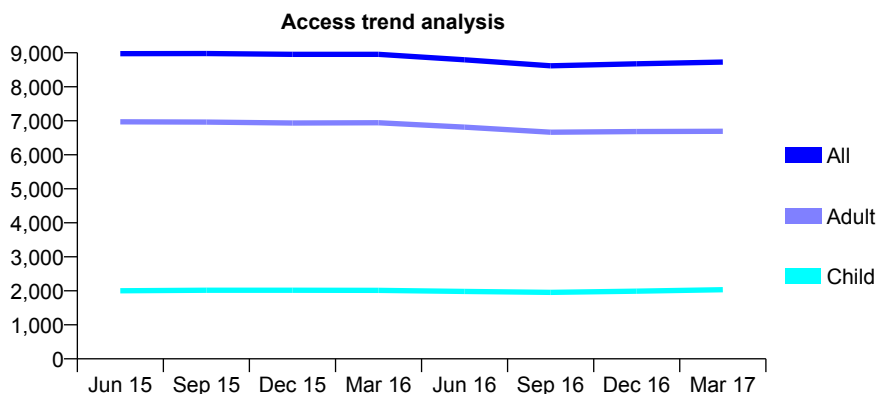
Q44 - Vital Signs At a Glance Contract Report for 107271/0001 - Year end March 2017

Name or company name	Pooltown Dental
Contract type name	GDS Contract
Purpose of contract	General
Contract start date	01/04/2009
Contract end date	

16/17 Contracted general activity (UDA)	23,695
Carry forward general activity (UDA)	57
16/17 Contracted orthodontic activity (UOA)	0
Carry forward orthodontic activity (UOA)	0
Baseline contract value	£698,396.39

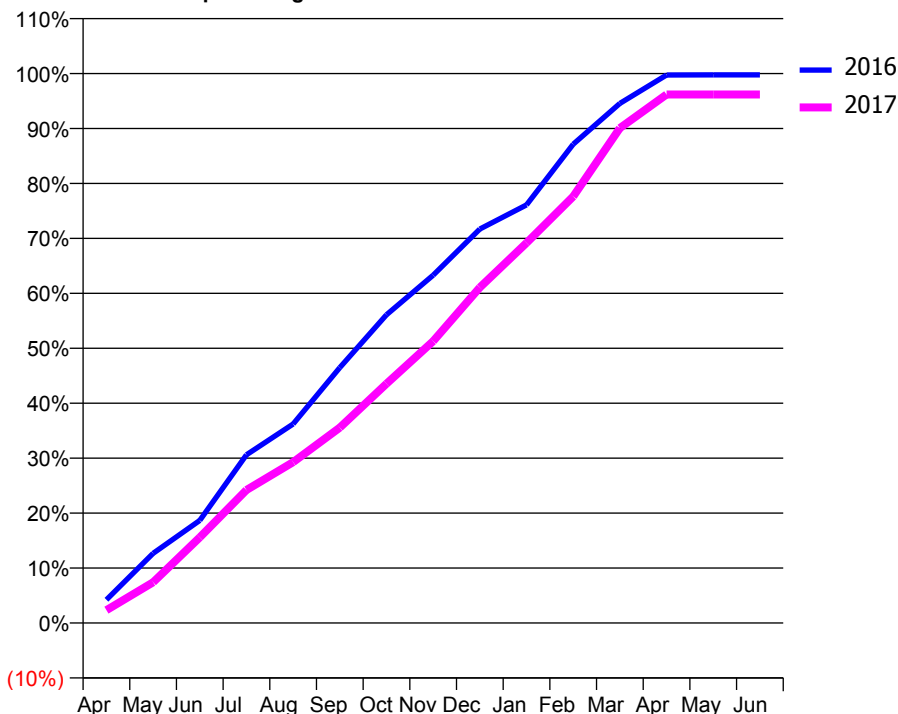
ACCESS*

Patients seen in 24 months	Total	Change since previous quarter
Quarter ending March 2016	8,956	
Quarter ending June 2016	8,796	↓
Quarter ending September 2016	8,617	↓
Quarter ending December 2016	8,677	→
Quarter ending March 2017	8,727	→
Variance since March 2016	(2.6%)	↓



ACTIVITY

Cumulative percentage of contracted UDA delivered 2016 & 2017



Month	Adjusted Scheduled Activity (UDA)	
	2016	2017
April	1,002	553
May	3,002	1,755
June	4,422	3,695
July	7,253	5,737
August	8,582	6,935
September	11,012	8,429
October	13,291	10,318
November	15,001	12,153
December	16,991	14,470
January	18,030	16,389
February	20,644	18,391
March	22,407	21,341
April	23,629	22,788
May	23,637	22,789
June	23,638	22,792

QUALITY

	Quantity	Base Number	Contract	AT	Region	England
% of FP17s for the same patient ID Re-attending within 3 months - Children	262	2,749	9.5%	12.5%	13.3%	12.3%
% of FP17s for the same patient ID Re-attending within 3 months - Adults	1,925	8,658	22.2%	18.0%	17.3%	16.7%
% of FP17s for the same patient ID Re-attending between 3 & 9 months - Children	1,148	2,749	41.8%	57.1%	58.9%	57.6%
% of FP17s for the same patient ID Re-attending between 3 & 9 months - Adults	2,402	8,658	27.7%	50.6%	52.2%	50.1%
% of FP17s for Band 1 Urgent Courses	2,011	11,464	17.5%	9.8%	9.2%	9.1%
% of FP17s Relating to Free Repair or Replacements	68	11,464	0.6%	1.0%	1.0%	0.8%
% of FP17s Relating to Continuations	240	11,464	2.1%	1.6%	1.4%	1.2%
% of Patients satisfied with the dentistry they have received	11	11	100.0%	93.7%	93.1%	92.8%
% of Patients satisfied with the time they had to wait for an appointment	11	11	100.0%	93.0%	89.5%	88.7%

* This is based on patients treated on this contract for their most recent course of treatment. Figures in italics indicate the base number of FP17s or Patient Questionnaire responses are less than 100. N/A is shown where the base number of responses is less than 10 during the period. % is calculated as Quantity/Base number*100

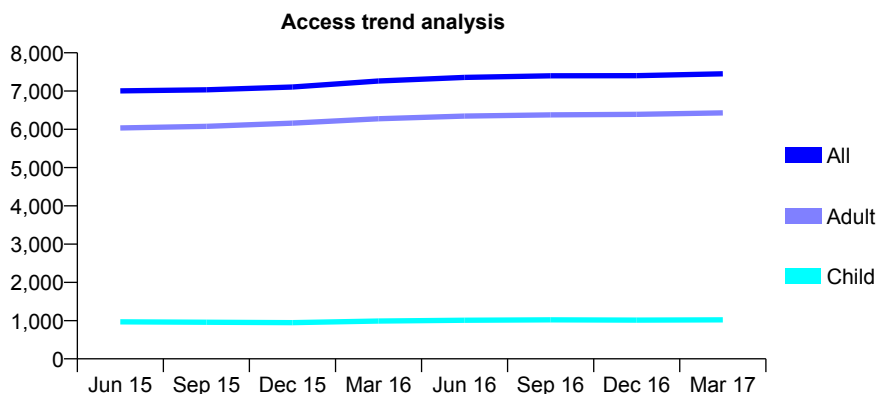
Q44 - Vital Signs At a Glance Contract Report for 107468/0001 - Year end March 2017

Name or company name	Foregate Street Dental Clinic
Contract type name	GDS Contract
Purpose of contract	General
Contract start date	01/04/2009
Contract end date	

16/17 Contracted general activity (UDA)	24,100
Carry forward general activity (UDA)	411
16/17 Contracted orthodontic activity (UOA)	0
Carry forward orthodontic activity (UOA)	0
Baseline contract value	£572,502.60

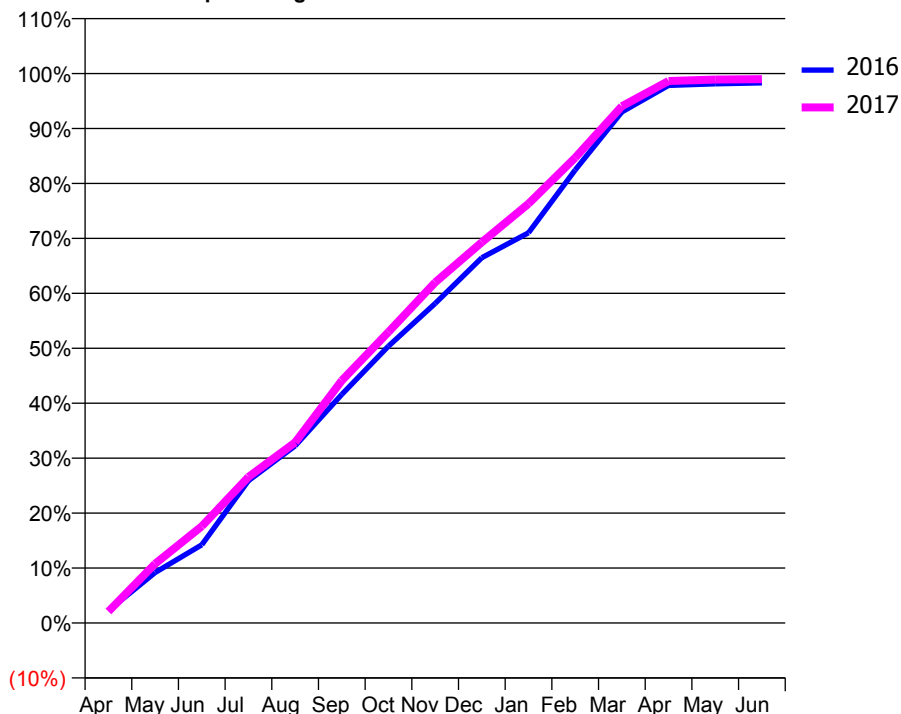
ACCESS*

Patients seen in 24 months	Total	Change since previous quarter
Quarter ending March 2016	7,263	
Quarter ending June 2016	7,356	→
Quarter ending September 2016	7,398	→
Quarter ending December 2016	7,403	→
Quarter ending March 2017	7,452	→
Variance since March 2016	2.6%	↑



ACTIVITY

Cumulative percentage of contracted UDA delivered 2016 & 2017



Month	Adjusted Scheduled Activity (UDA)	
	2016	2017
April	547	508
May	2,215	2,598
June	3,428	4,244
July	6,241	6,405
August	7,767	7,920
September	10,028	10,637
October	12,143	12,766
November	14,013	14,942
December	16,023	16,701
January	17,118	18,389
February	19,872	20,409
March	22,417	22,668
April	23,580	23,772
May	23,646	23,832
June	23,689	23,850

QUALITY

	Quantity	Base Number	Contract	AT	Region	England
% of FP17s for the same patient ID Re-attending within 3 months - Children	174	1,591	10.9%	12.5%	13.3%	12.3%
% of FP17s for the same patient ID Re-attending within 3 months - Adults	2,094	10,587	19.8%	18.0%	17.3%	16.7%
% of FP17s for the same patient ID Re-attending between 3 & 9 months - Children	928	1,591	58.3%	57.1%	58.9%	57.6%
% of FP17s for the same patient ID Re-attending between 3 & 9 months - Adults	5,944	10,587	56.1%	50.6%	52.2%	50.1%
% of FP17s for Band 1 Urgent Courses	1,308	12,141	10.8%	9.8%	9.2%	9.1%
% of FP17s Relating to Free Repair or Replacements	198	12,141	1.6%	1.0%	1.0%	0.8%
% of FP17s Relating to Continuations	119	12,141	1.0%	1.6%	1.4%	1.2%
% of Patients satisfied with the dentistry they have received	17	18	94.4%	93.7%	93.1%	92.8%
% of Patients satisfied with the time they had to wait for an appointment	17	18	94.4%	93.0%	89.5%	88.7%

* This is based on patients treated on this contract for their most recent course of treatment. Figures in italics indicate the base number of FP17s or Patient Questionnaire responses are less than 100. N/A is shown where the base number of responses is less than 10 during the period. % is calculated as Quantity/Base number*100

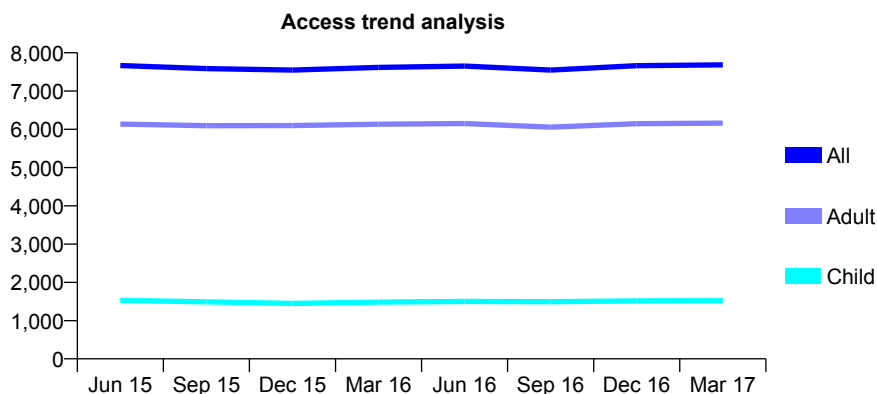
Q44 - Vital Signs At a Glance Contract Report for 107689/0001 - Year end March 2017

Name or company name	Glencairn Dental Practice
Contract type name	GDS Contract
Purpose of contract	General
Contract start date	01/08/2006
Contract end date	

16/17 Contracted general activity (UDA)	21,897
Carry forward general activity (UDA)	0
16/17 Contracted orthodontic activity (UOA)	0
Carry forward orthodontic activity (UOA)	0
Baseline contract value	£598,192.13

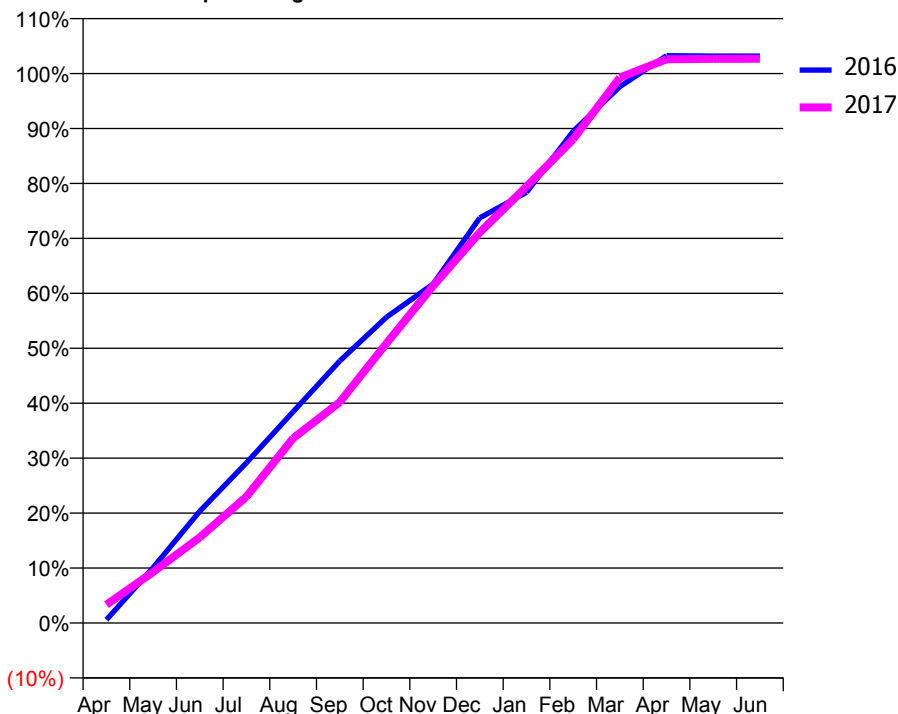
ACCESS*

Patients seen in 24 months	Total	Change since previous quarter
Quarter ending March 2016	7,618	
Quarter ending June 2016	7,653	→
Quarter ending September 2016	7,547	↓
Quarter ending December 2016	7,664	→
Quarter ending March 2017	7,684	→
Variance since March 2016	0.9%	→



ACTIVITY

Cumulative percentage of contracted UDA delivered 2016 & 2017



Month	Adjusted Scheduled Activity (UDA)	
	2016	2017
April	131	732
May	2,208	2,032
June	4,458	3,416
July	6,383	5,035
August	8,417	7,363
September	10,442	8,800
October	12,186	11,146
November	13,511	13,437
December	16,144	15,565
January	17,160	17,396
February	19,593	19,282
March	21,376	21,735
April	22,605	22,466
May	22,594	22,480
June	22,594	22,483

QUALITY

	Quantity	Base Number	Contract	AT	Region	England
% of FP17s for the same patient ID Re-attending within 3 months - Children	296	2,719	10.9%	12.5%	13.3%	12.3%
% of FP17s for the same patient ID Re-attending within 3 months - Adults	2,025	10,135	20.0%	18.0%	17.3%	16.7%
% of FP17s for the same patient ID Re-attending between 3 & 9 months - Children	1,610	2,719	59.2%	57.1%	58.9%	57.6%
% of FP17s for the same patient ID Re-attending between 3 & 9 months - Adults	5,207	10,135	51.4%	50.6%	52.2%	50.1%
% of FP17s for Band 1 Urgent Courses	1,178	11,676	10.1%	9.8%	9.2%	9.1%
% of FP17s Relating to Free Repair or Replacements	344	11,676	2.9%	1.0%	1.0%	0.8%
% of FP17s Relating to Continuations	394	11,676	3.4%	1.6%	1.4%	1.2%
% of Patients satisfied with the dentistry they have received	23	24	95.8%	93.7%	93.1%	92.8%
% of Patients satisfied with the time they had to wait for an appointment	24	24	100.0%	93.0%	89.5%	88.7%

* This is based on patients treated on this contract for their most recent course of treatment. Figures in italics indicate the base number of FP17s or Patient Questionnaire responses are less than 100. N/A is shown where the base number of responses is less than 10 during the period. % is calculated as Quantity/Base number*100

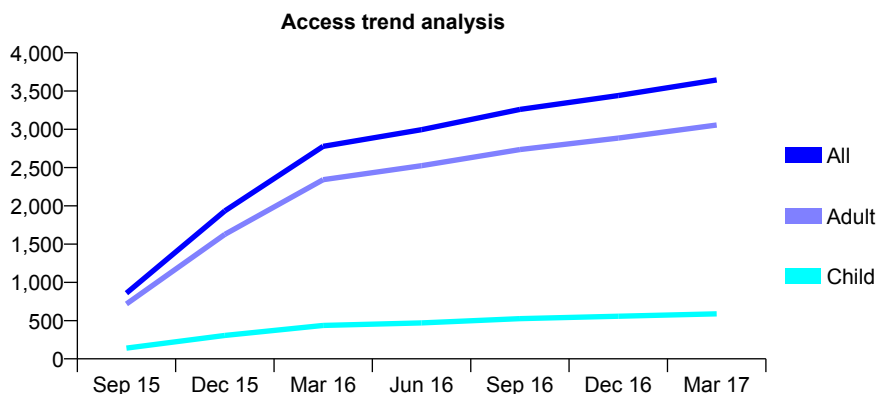
Q44 - Vital Signs At a Glance Contract Report for 108170/0001 - Year end March 2017

Name or company name	Kingsway Dental Practice
Contract type name	GDS Contract
Purpose of contract	General
Contract start date	01/07/2015
Contract end date	

16/17 Contracted general activity (UDA)	12,770
Carry forward general activity (UDA)	0
16/17 Contracted orthodontic activity (UOA)	0
Carry forward orthodontic activity (UOA)	0
Baseline contract value	£301,099.39

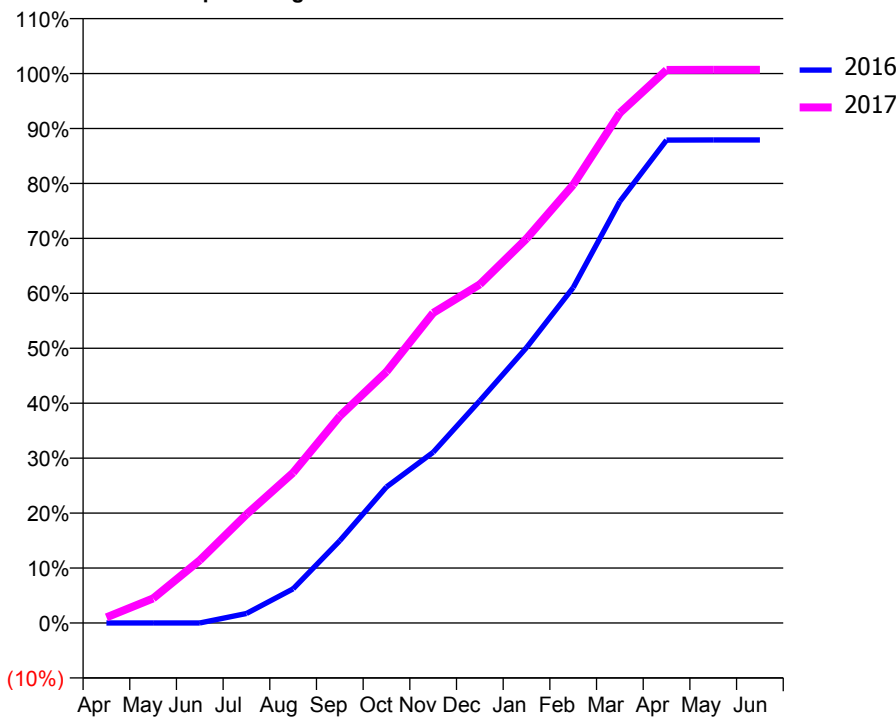
ACCESS*

Patients seen in 24 months	Total	Change since previous quarter
Quarter ending March 2016	2,778	
Quarter ending June 2016	2,995	↑
Quarter ending September 2016	3,261	↑
Quarter ending December 2016	3,442	↑
Quarter ending March 2017	3,645	↑
Variance since March 2016	31.2%	↑



ACTIVITY

Cumulative percentage of contracted UDA delivered 2016 & 2017



Adjusted Scheduled Activity (UDA)

Month	2016	2017
April	0	131
May	0	571
June	0	1,457
July	190	2,523
August	684	3,494
September	1,644	4,809
October	2,716	5,840
November	3,409	7,205
December	4,438	7,870
January	5,500	8,932
February	6,697	10,185
March	8,417	11,856
April	9,642	12,853
May	9,643	12,856
June	9,643	12,857

QUALITY

	Quantity	Base Number	Contract	AT	Region	England
% of FP17s for the same patient ID Re-attending within 3 months - Children	59	888	6.6%	12.5%	13.3%	12.3%
% of FP17s for the same patient ID Re-attending within 3 months - Adults	1,138	5,211	21.8%	18.0%	17.3%	16.7%
% of FP17s for the same patient ID Re-attending between 3 & 9 months - Children	513	888	57.8%	57.1%	58.9%	57.6%
% of FP17s for the same patient ID Re-attending between 3 & 9 months - Adults	2,822	5,211	54.2%	50.6%	52.2%	50.1%
% of FP17s for Band 1 Urgent Courses	523	6,165	8.5%	9.8%	9.2%	9.1%
% of FP17s Relating to Free Repair or Replacements	79	6,165	1.3%	1.0%	1.0%	0.8%
% of FP17s Relating to Continuations	235	6,165	3.8%	1.6%	1.4%	1.2%
% of Patients satisfied with the dentistry they have received	28	28	100.0%	93.7%	93.1%	92.8%
% of Patients satisfied with the time they had to wait for an appointment	27	28	96.4%	93.0%	89.5%	88.7%

* This is based on patients treated on this contract for their most recent course of treatment. Figures in italics indicate the base number of FP17s or Patient Questionnaire responses are less than 100. N/A is shown where the base number of responses is less than 10 during the period. % is calculated as Quantity/Base number*100

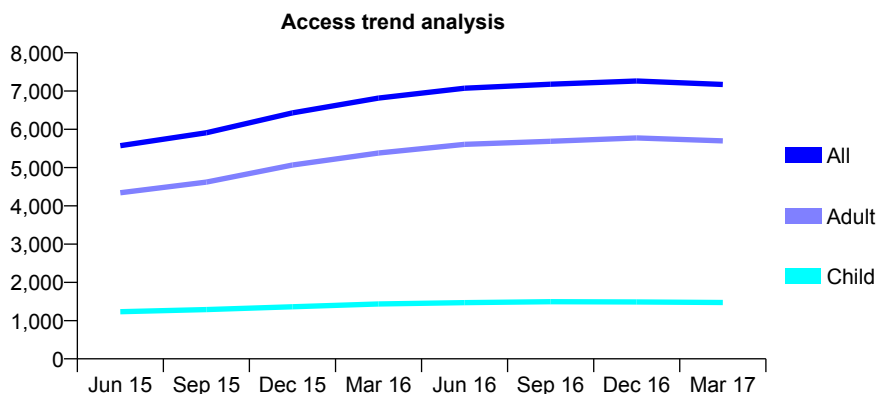
Q44 - Vital Signs At a Glance Contract Report for 108960/0001 - Year end March 2017

Name or company name	Harbour Dental Practice
Contract type name	GDS Contract
Purpose of contract	General
Contract start date	01/01/2014
Contract end date	

16/17 Contracted general activity (UDA)	20,753
Carry forward general activity (UDA)	3
16/17 Contracted orthodontic activity (UOA)	0
Carry forward orthodontic activity (UOA)	0
Baseline contract value	£606,328.34

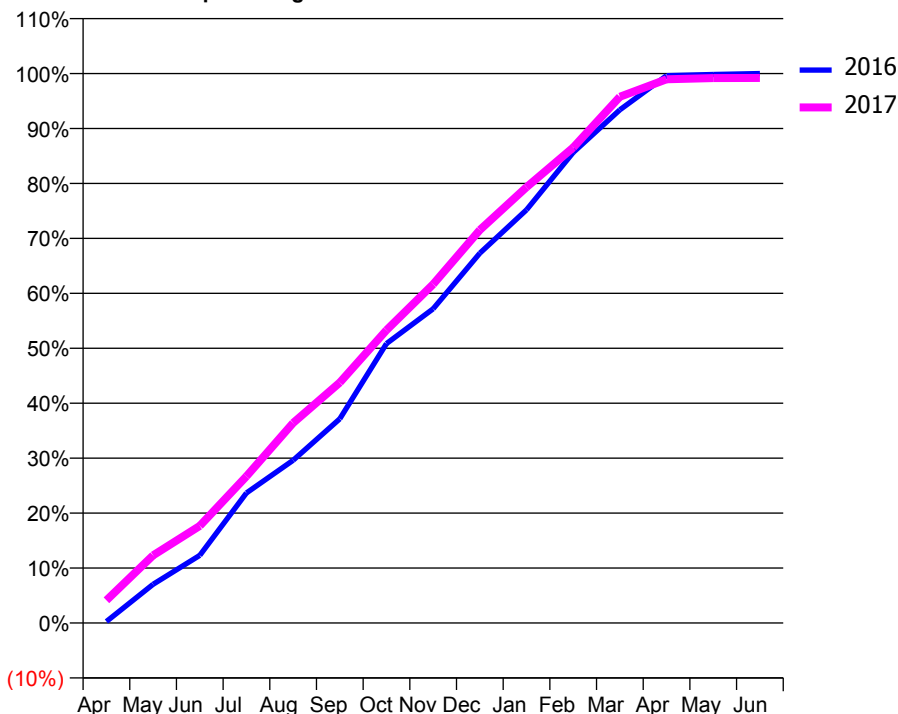
ACCESS*

Patients seen in 24 months	Total	Change since previous quarter
Quarter ending March 2016	6,815	
Quarter ending June 2016	7,076	↑
Quarter ending September 2016	7,180	→
Quarter ending December 2016	7,262	→
Quarter ending March 2017	7,171	↓
Variance since March 2016	5.2%	↑



ACTIVITY

Cumulative percentage of contracted UDA delivered 2016 & 2017



Month	Adjusted Scheduled Activity (UDA)	
	2016	2017
April	56	860
May	1,462	2,557
June	2,557	3,669
July	4,911	5,544
August	6,146	7,559
September	7,714	9,081
October	10,551	11,064
November	11,868	12,794
December	13,966	14,844
January	15,603	16,461
February	17,768	17,956
March	19,383	19,873
April	20,673	20,533
May	20,714	20,581
June	20,750	20,583

QUALITY

	Quantity	Base Number	Contract	AT	Region	England
% of FP17s for the same patient ID Re-attending within 3 months - Children	248	2,372	10.5%	12.5%	13.3%	12.3%
% of FP17s for the same patient ID Re-attending within 3 months - Adults	1,700	8,535	19.9%	18.0%	17.3%	16.7%
% of FP17s for the same patient ID Re-attending between 3 & 9 months - Children	1,338	2,372	56.4%	57.1%	58.9%	57.6%
% of FP17s for the same patient ID Re-attending between 3 & 9 months - Adults	4,181	8,535	49.0%	50.6%	52.2%	50.1%
% of FP17s for Band 1 Urgent Courses	1,367	9,995	13.7%	9.8%	9.2%	9.1%
% of FP17s Relating to Free Repair or Replacements	105	9,995	1.1%	1.0%	1.0%	0.8%
% of FP17s Relating to Continuations	187	9,995	1.9%	1.6%	1.4%	1.2%
% of Patients satisfied with the dentistry they have received	24	24	100.0%	93.7%	93.1%	92.8%
% of Patients satisfied with the time they had to wait for an appointment	22	24	91.7%	93.0%	89.5%	88.7%

* This is based on patients treated on this contract for their most recent course of treatment. Figures in italics indicate the base number of FP17s or Patient Questionnaire responses are less than 100. N/A is shown where the base number of responses is less than 10 during the period. % is calculated as Quantity/Base number*100

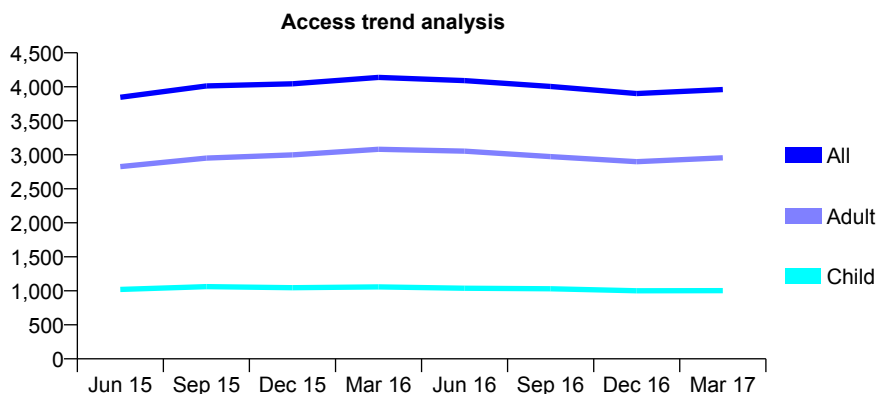
Q44 - Vital Signs At a Glance Contract Report for 109363/0001 - Year end March 2017

Name or company name	Dane Bank House Dental Practice
Contract type name	GDS Contract
Purpose of contract	General
Contract start date	01/04/2014
Contract end date	

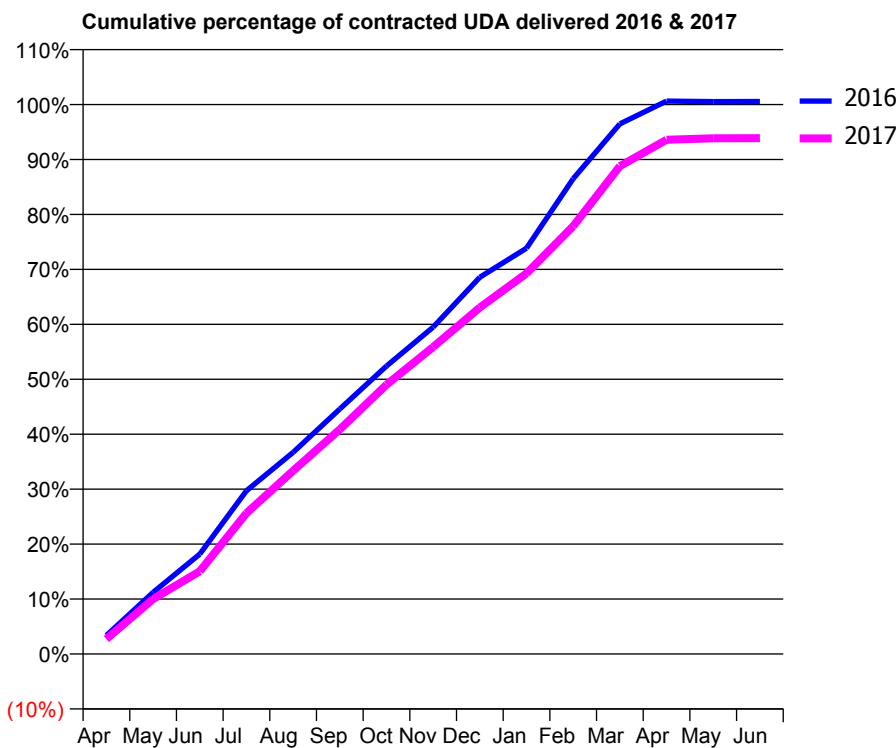
16/17 Contracted general activity (UDA)	13,460
Carry forward general activity (UDA)	0
16/17 Contracted orthodontic activity (UOA)	0
Carry forward orthodontic activity (UOA)	0
Baseline contract value	£316,867.63

ACCESS*

Patients seen in 24 months	Total	Change since previous quarter
Quarter ending March 2016	4,139	
Quarter ending June 2016	4,092	↓
Quarter ending September 2016	4,005	↓
Quarter ending December 2016	3,900	↓
Quarter ending March 2017	3,959	→
Variance since March 2016	(4.3%)	↓



ACTIVITY



Month	Adjusted Scheduled Activity (UDA)	
	2016	2017
April	455	369
May	1,511	1,349
June	2,447	2,028
July	4,000	3,452
August	4,939	4,490
September	6,003	5,501
October	7,054	6,596
November	8,007	7,521
December	9,229	8,487
January	9,941	9,325
February	11,643	10,480
March	12,986	11,950
April	13,542	12,597
May	13,532	12,632
June	13,535	12,637

QUALITY

	Quantity	Base Number	Contract	AT	Region	England
% of FP17s for the same patient ID Re-attending within 3 months - Children	92	1,667	5.5%	12.5%	13.3%	12.3%
% of FP17s for the same patient ID Re-attending within 3 months - Adults	426	4,270	10.0%	18.0%	17.3%	16.7%
% of FP17s for the same patient ID Re-attending between 3 & 9 months - Children	1,254	1,667	75.2%	57.1%	58.9%	57.6%
% of FP17s for the same patient ID Re-attending between 3 & 9 months - Adults	3,016	4,270	70.6%	50.6%	52.2%	50.1%
% of FP17s for Band 1 Urgent Courses	205	5,982	3.4%	9.8%	9.2%	9.1%
% of FP17s Relating to Free Repair or Replacements	122	5,982	2.0%	1.0%	1.0%	0.8%
% of FP17s Relating to Continuations	41	5,982	0.7%	1.6%	1.4%	1.2%
% of Patients satisfied with the dentistry they have received	8	9	N/A	93.7%	93.1%	92.8%
% of Patients satisfied with the time they had to wait for an appointment	9	9	N/A	93.0%	89.5%	88.7%

* This is based on patients treated on this contract for their most recent course of treatment. Figures in italics indicate the base number of FP17s or Patient Questionnaire responses are less than 100. N/A is shown where the base number of responses is less than 10 during the period. % is calculated as Quantity/Base number*100

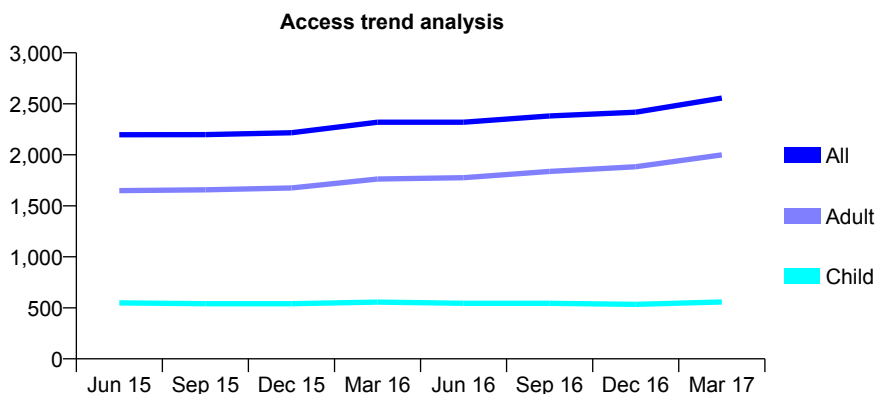
Q44 - Vital Signs At a Glance Contract Report for 109479/0001 - Year end March 2017

Name or company name	Dental Care Neston
Contract type name	GDS Contract
Purpose of contract	General
Contract start date	16/05/2013
Contract end date	

16/17 Contracted general activity (UDA)	7,195
Carry forward general activity (UDA)	242
16/17 Contracted orthodontic activity (UOA)	0
Carry forward orthodontic activity (UOA)	0
Baseline contract value	£203,300.54

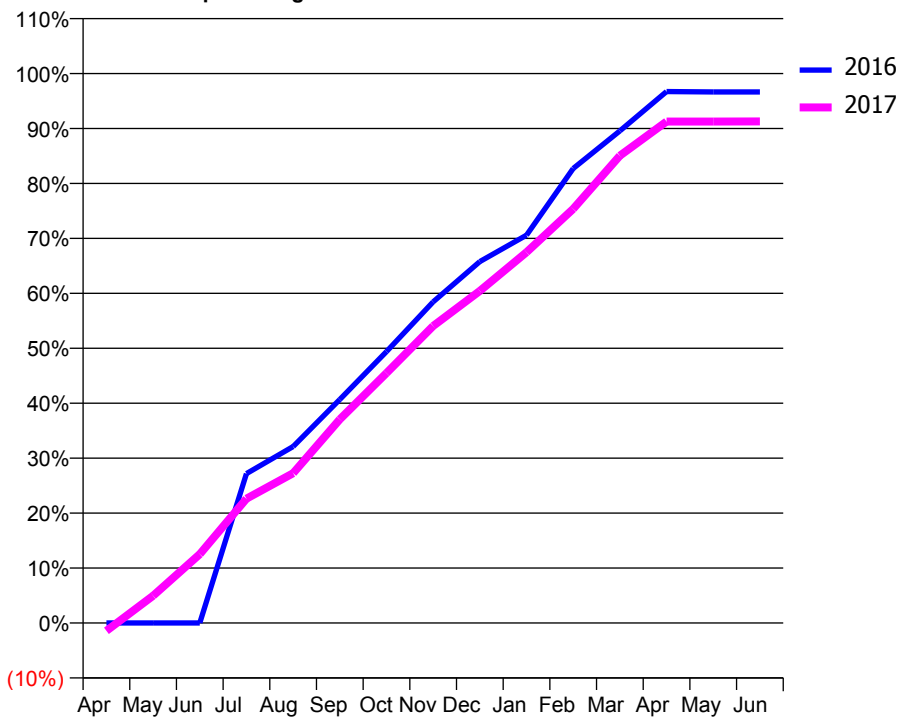
ACCESS*

Patients seen in 24 months	Total	Change since previous quarter
Quarter ending March 2016	2,319	
Quarter ending June 2016	2,320	→
Quarter ending September 2016	2,381	↑
Quarter ending December 2016	2,417	→
Quarter ending March 2017	2,556	↑
Variance since March 2016	10.2%	↑



ACTIVITY

Cumulative percentage of contracted UDA delivered 2016 & 2017



Adjusted Scheduled Activity (UDA)

Month	2016	2017
April	0	-104
May	0	357
June	0	902
July	1,956	1,629
August	2,310	1,961
September	2,927	2,667
October	3,554	3,272
November	4,205	3,889
December	4,733	4,348
January	5,077	4,855
February	5,952	5,423
March	6,444	6,119
April	6,958	6,566
May	6,953	6,566
June	6,953	6,567

QUALITY

	Quantity	Base Number	Contract	AT	Region	England
% of FP17s for the same patient ID Re-attending within 3 months - Children	73	935	7.8%	12.5%	13.3%	12.3%
% of FP17s for the same patient ID Re-attending within 3 months - Adults	495	3,353	14.8%	18.0%	17.3%	16.7%
% of FP17s for the same patient ID Re-attending between 3 & 9 months - Children	668	935	71.4%	57.1%	58.9%	57.6%
% of FP17s for the same patient ID Re-attending between 3 & 9 months - Adults	2,134	3,353	63.6%	50.6%	52.2%	50.1%
% of FP17s for Band 1 Urgent Courses	267	3,469	7.7%	9.8%	9.2%	9.1%
% of FP17s Relating to Free Repair or Replacements	9	3,469	0.3%	1.0%	1.0%	0.8%
% of FP17s Relating to Continuations	21	3,469	0.6%	1.6%	1.4%	1.2%
% of Patients satisfied with the dentistry they have received	7	8	N/A	93.7%	93.1%	92.8%
% of Patients satisfied with the time they had to wait for an appointment	7	8	N/A	93.0%	89.5%	88.7%

* This is based on patients treated on this contract for their most recent course of treatment. Figures in italics indicate the base number of FP17s or Patient Questionnaire responses are less than 100. N/A is shown where the base number of responses is less than 10 during the period. % is calculated as Quantity/Base number*100

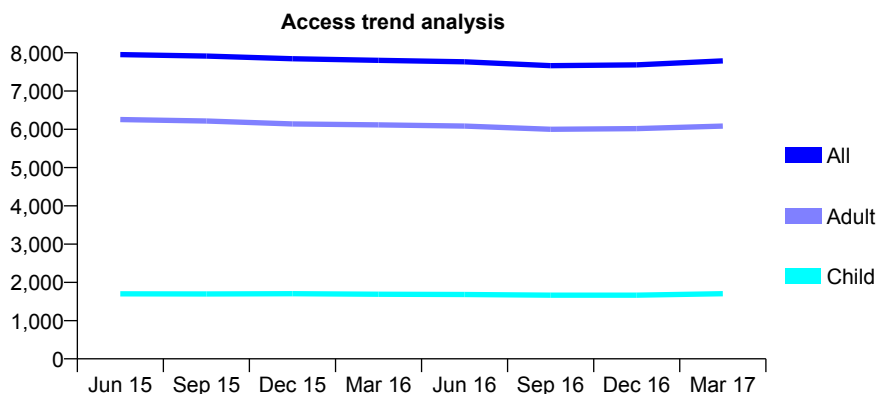
Q44 - Vital Signs At a Glance Contract Report for 109886/0001 - Year end March 2017

Name or company name	Eastham Dental Practice
Contract type name	GDS Contract
Purpose of contract	General
Contract start date	01/04/2006
Contract end date	

16/17 Contracted general activity (UDA)	22,917
Carry forward general activity (UDA)	47
16/17 Contracted orthodontic activity (UOA)	0
Carry forward orthodontic activity (UOA)	0
Baseline contract value	£666,932.86

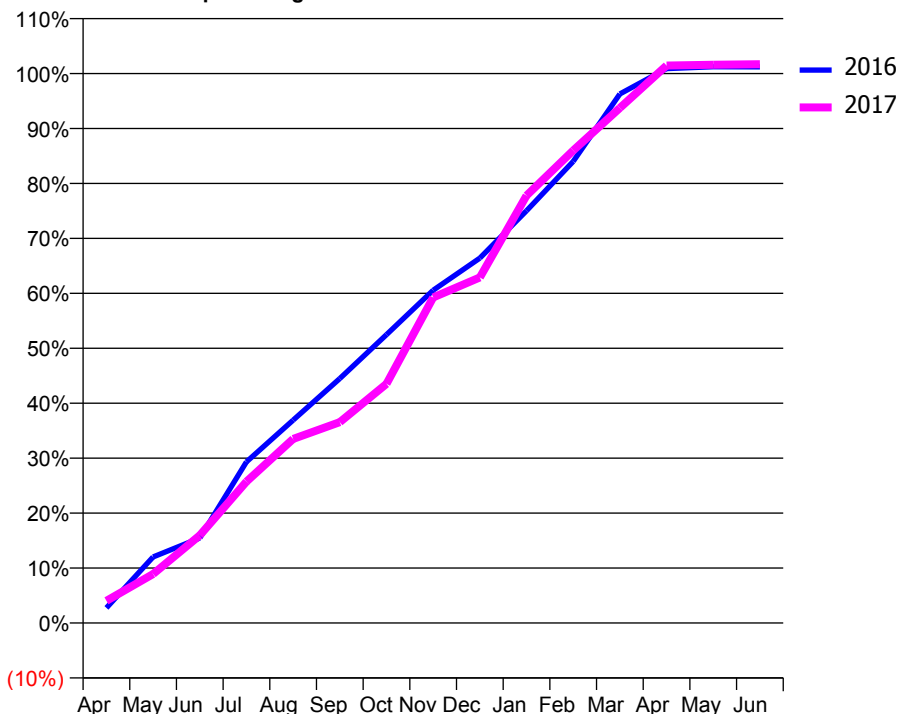
ACCESS*

Patients seen in 24 months	Total	Change since previous quarter
Quarter ending March 2016	7,804	
Quarter ending June 2016	7,766	→
Quarter ending September 2016	7,663	↓
Quarter ending December 2016	7,683	→
Quarter ending March 2017	7,788	→
Variance since March 2016	(0.2%)	→



ACTIVITY

Cumulative percentage of contracted UDA delivered 2016 & 2017



Month	Adjusted Scheduled Activity (UDA)	
	2016	2017
April	633	928
May	2,758	2,043
June	3,546	3,655
July	6,722	5,899
August	8,460	7,678
September	10,198	8,377
October	12,027	9,976
November	13,879	13,580
December	15,220	14,412
January	17,191	17,828
February	19,251	19,706
March	22,062	21,479
April	23,121	23,248
May	23,196	23,282
June	23,193	23,305

QUALITY

	Quantity	Base Number	Contract	AT	Region	England
% of FP17s for the same patient ID Re-attending within 3 months - Children	172	2,454	7.0%	12.5%	13.3%	12.3%
% of FP17s for the same patient ID Re-attending within 3 months - Adults	1,296	8,684	14.9%	18.0%	17.3%	16.7%
% of FP17s for the same patient ID Re-attending between 3 & 9 months - Children	1,467	2,454	59.8%	57.1%	58.9%	57.6%
% of FP17s for the same patient ID Re-attending between 3 & 9 months - Adults	5,218	8,684	60.1%	50.6%	52.2%	50.1%
% of FP17s for Band 1 Urgent Courses	1,208	10,765	11.2%	9.8%	9.2%	9.1%
% of FP17s Relating to Free Repair or Replacements	111	10,765	1.0%	1.0%	1.0%	0.8%
% of FP17s Relating to Continuations	187	10,765	1.7%	1.6%	1.4%	1.2%
% of Patients satisfied with the dentistry they have received	15	16	93.8%	93.7%	93.1%	92.8%
% of Patients satisfied with the time they had to wait for an appointment	15	16	93.8%	93.0%	89.5%	88.7%

* This is based on patients treated on this contract for their most recent course of treatment. Figures in italics indicate the base number of FP17s or Patient Questionnaire responses are less than 100. N/A is shown where the base number of responses is less than 10 during the period. % is calculated as Quantity/Base number*100

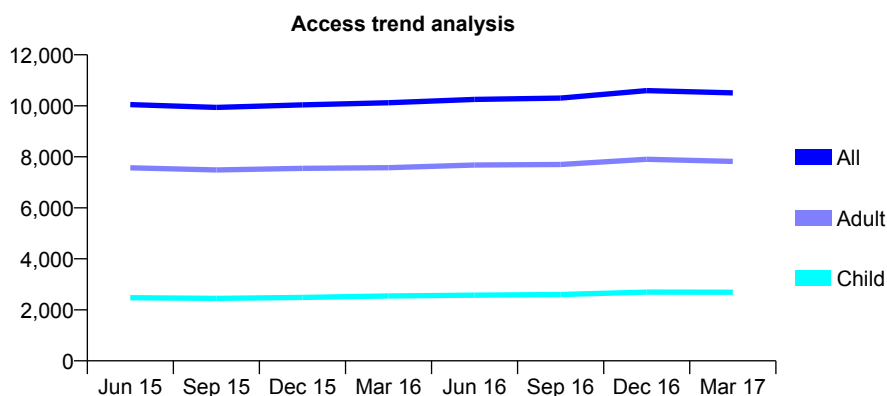
Q44 - Vital Signs At a Glance Contract Report for 111236/0001 - Year end March 2017

Name or company name	Padgate (No 1) Limited
Contract type name	GDS Contract
Purpose of contract	General
Contract start date	01/11/2007
Contract end date	

16/17 Contracted general activity (UDA)	28,655
Carry forward general activity (UDA)	0
16/17 Contracted orthodontic activity (UOA)	0
Carry forward orthodontic activity (UOA)	0
Baseline contract value	£800,929.43

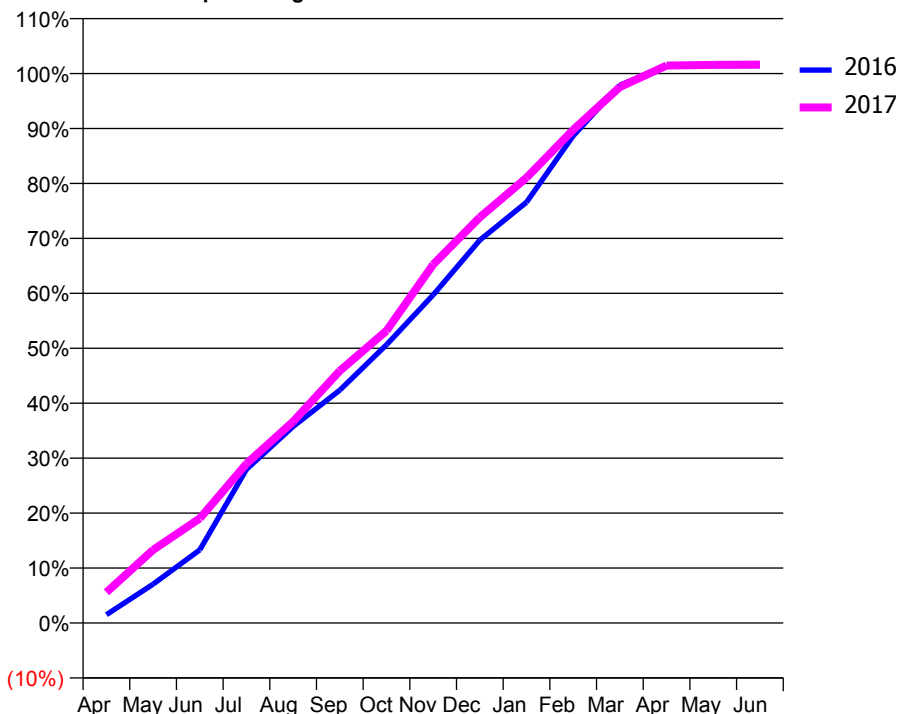
ACCESS*

Patients seen in 24 months	Total	Change since previous quarter
Quarter ending March 2016	10,118	
Quarter ending June 2016	10,249	→
Quarter ending September 2016	10,302	→
Quarter ending December 2016	10,597	↑
Quarter ending March 2017	10,508	→
Variance since March 2016	3.9%	↑



ACTIVITY

Cumulative percentage of contracted UDA delivered 2016 & 2017



Adjusted Scheduled Activity (UDA)

Month	2016	2017
April	432	1,602
May	2,025	3,816
June	3,816	5,455
July	8,011	8,305
August	10,249	10,505
September	12,144	13,151
October	14,507	15,237
November	17,112	18,694
December	19,965	21,157
January	21,945	23,225
February	25,407	25,719
March	28,045	27,953
April	29,033	29,067
May	29,062	29,105
June	29,067	29,116

QUALITY

	Quantity	Base Number	Contract	AT	Region	England
% of FP17s for the same patient ID Re-attending within 3 months - Children	210	3,419	6.1%	12.5%	13.3%	12.3%
% of FP17s for the same patient ID Re-attending within 3 months - Adults	1,277	9,474	13.5%	18.0%	17.3%	16.7%
% of FP17s for the same patient ID Re-attending between 3 & 9 months - Children	1,715	3,419	50.2%	57.1%	58.9%	57.6%
% of FP17s for the same patient ID Re-attending between 3 & 9 months - Adults	4,471	9,474	47.2%	50.6%	52.2%	50.1%
% of FP17s for Band 1 Urgent Courses	767	13,021	5.9%	9.8%	9.2%	9.1%
% of FP17s Relating to Free Repair or Replacements	161	13,021	1.2%	1.0%	1.0%	0.8%
% of FP17s Relating to Continuations	283	13,021	2.2%	1.6%	1.4%	1.2%
% of Patients satisfied with the dentistry they have received	11	11	100.0%	93.7%	93.1%	92.8%
% of Patients satisfied with the time they had to wait for an appointment	9	11	81.8%	93.0%	89.5%	88.7%

* This is based on patients treated on this contract for their most recent course of treatment. Figures in italics indicate the base number of FP17s or Patient Questionnaire responses are less than 100. N/A is shown where the base number of responses is less than 10 during the period. % is calculated as Quantity/Base number*100

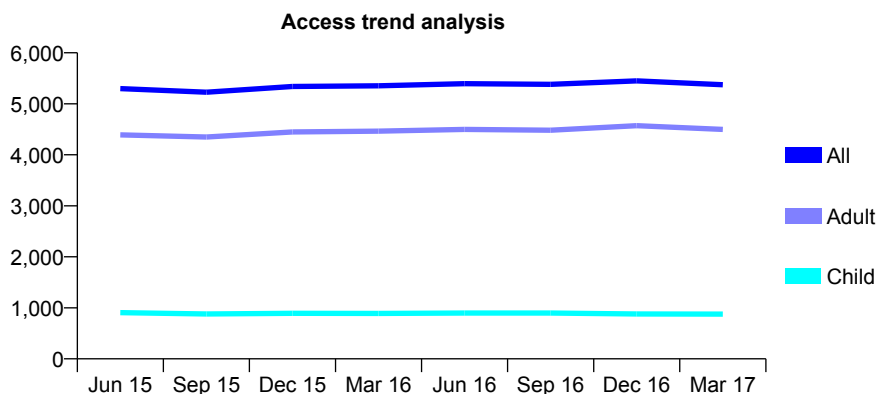
Q44 - Vital Signs At a Glance Contract Report for 114162/0001 - Year end March 2017

Name or company name	Bankhouse Dental Practice
Contract type name	GDS Contract
Purpose of contract	General
Contract start date	01/04/2009
Contract end date	

16/17 Contracted general activity (UDA)	13,669
Carry forward general activity (UDA)	0
16/17 Contracted orthodontic activity (UOA)	0
Carry forward orthodontic activity (UOA)	0
Baseline contract value	£321,476.09

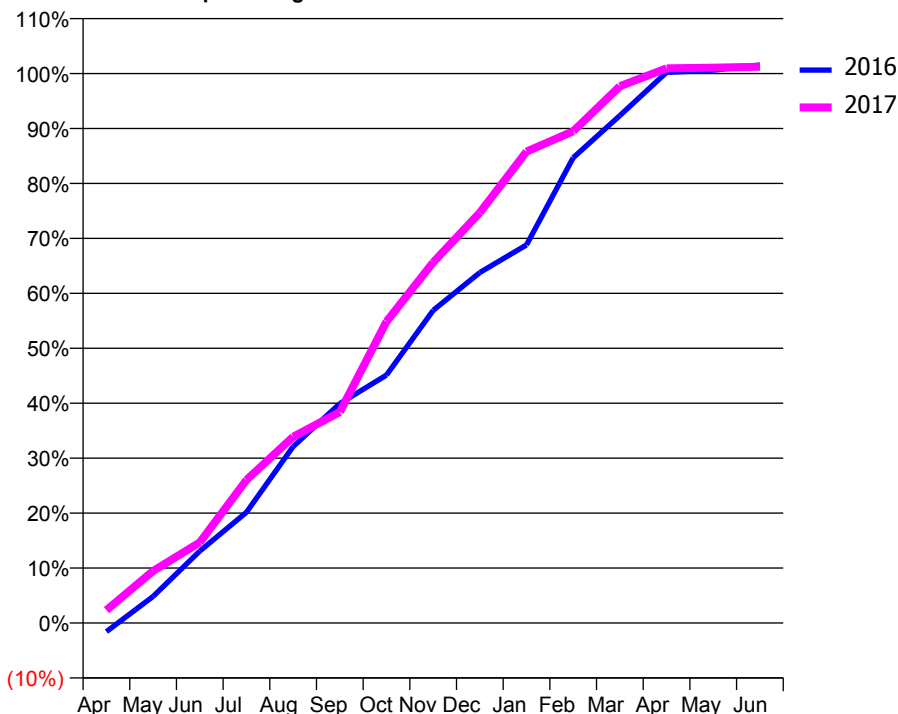
ACCESS*

Patients seen in 24 months	Total	Change since previous quarter
Quarter ending March 2016	5,354	
Quarter ending June 2016	5,394	→
Quarter ending September 2016	5,382	→
Quarter ending December 2016	5,450	→
Quarter ending March 2017	5,375	↓
Variance since March 2016	0.4%	→



ACTIVITY

Cumulative percentage of contracted UDA delivered 2016 & 2017



Adjusted Scheduled Activity (UDA)

Month	2016	2017
April	-218	320
May	662	1,294
June	1,790	2,004
July	2,756	3,556
August	4,389	4,634
September	5,459	5,251
October	6,167	7,499
November	7,777	8,972
December	8,719	10,208
January	9,406	11,727
February	11,575	12,230
March	12,623	13,354
April	13,696	13,797
May	13,751	13,814
June	13,881	13,837

QUALITY

	Quantity	Base Number	Contract	AT	Region	England
% of FP17s for the same patient ID Re-attending within 3 months - Children	75	1,128	6.6%	12.5%	13.3%	12.3%
% of FP17s for the same patient ID Re-attending within 3 months - Adults	800	5,450	14.7%	18.0%	17.3%	16.7%
% of FP17s for the same patient ID Re-attending between 3 & 9 months - Children	563	1,128	49.9%	57.1%	58.9%	57.6%
% of FP17s for the same patient ID Re-attending between 3 & 9 months - Adults	2,469	5,450	45.3%	50.6%	52.2%	50.1%
% of FP17s for Band 1 Urgent Courses	544	5,410	10.1%	9.8%	9.2%	9.1%
% of FP17s Relating to Free Repair or Replacements	20	5,410	0.4%	1.0%	1.0%	0.8%
% of FP17s Relating to Continuations	119	5,410	2.2%	1.6%	1.4%	1.2%
% of Patients satisfied with the dentistry they have received	19	20	95.0%	93.7%	93.1%	92.8%
% of Patients satisfied with the time they had to wait for an appointment	19	20	95.0%	93.0%	89.5%	88.7%

* This is based on patients treated on this contract for their most recent course of treatment. Figures in italics indicate the base number of FP17s or Patient Questionnaire responses are less than 100. N/A is shown where the base number of responses is less than 10 during the period. % is calculated as Quantity/Base number*100

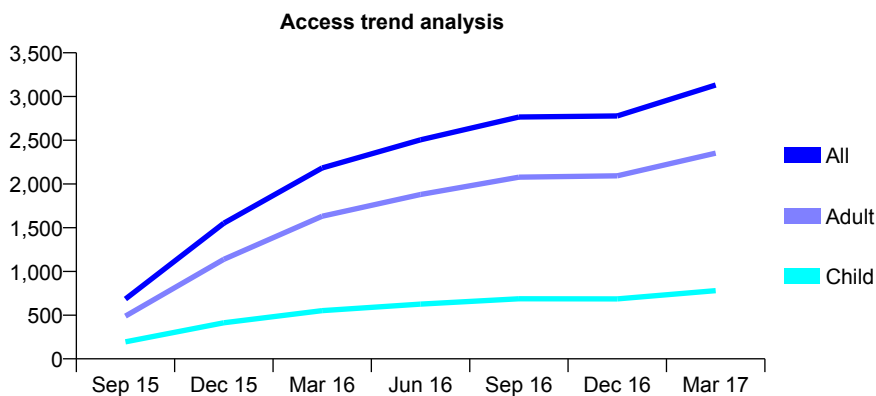
Q44 - Vital Signs At a Glance Contract Report for 115819/0001 - Year end March 2017

Name or company name	Cotswold Dental Practice
Contract type name	GDS Contract
Purpose of contract	General
Contract start date	01/07/2015
Contract end date	

16/17 Contracted general activity (UDA)	9,974
Carry forward general activity (UDA)	113
16/17 Contracted orthodontic activity (UOA)	0
Carry forward orthodontic activity (UOA)	0
Baseline contract value	£300,206.15

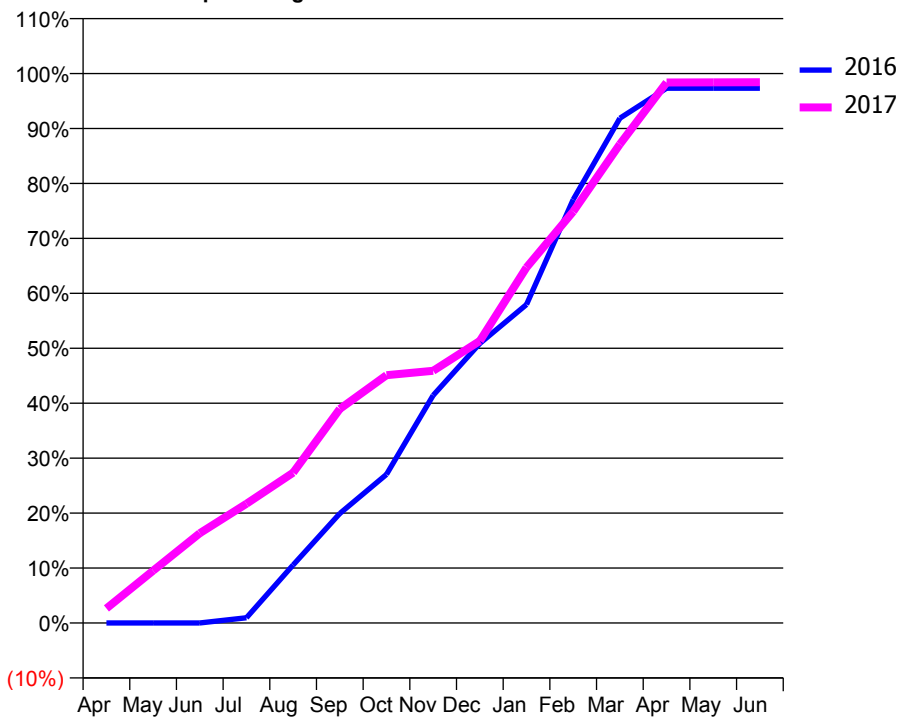
ACCESS*

Patients seen in 24 months	Total	Change since previous quarter
Quarter ending March 2016	2,183	
Quarter ending June 2016	2,505	↑
Quarter ending September 2016	2,765	↑
Quarter ending December 2016	2,778	→
Quarter ending March 2017	3,132	↑
Variance since March 2016	43.5%	↑



ACTIVITY

Cumulative percentage of contracted UDA delivered 2016 & 2017



Adjusted Scheduled Activity (UDA)

Month	2016	2017
April	0	266
May	0	951
June	0	1,630
July	74	2,166
August	821	2,728
September	1,550	3,885
October	2,102	4,498
November	3,221	4,579
December	3,954	5,120
January	4,506	6,453
February	5,990	7,469
March	7,141	8,689
April	7,566	9,811
May	7,566	9,813
June	7,566	9,817

QUALITY

	Quantity	Base Number	Contract	AT	Region	England
% of FP17s for the same patient ID Re-attending within 3 months - Children	85	982	8.7%	12.5%	13.3%	12.3%
% of FP17s for the same patient ID Re-attending within 3 months - Adults	481	2,795	17.2%	18.0%	17.3%	16.7%
% of FP17s for the same patient ID Re-attending between 3 & 9 months - Children	453	982	46.1%	57.1%	58.9%	57.6%
% of FP17s for the same patient ID Re-attending between 3 & 9 months - Adults	970	2,795	34.7%	50.6%	52.2%	50.1%
% of FP17s for Band 1 Urgent Courses	343	4,066	8.4%	9.8%	9.2%	9.1%
% of FP17s Relating to Free Repair or Replacements	71	4,066	1.7%	1.0%	1.0%	0.8%
% of FP17s Relating to Continuations	113	4,066	2.8%	1.6%	1.4%	1.2%
% of Patients satisfied with the dentistry they have received	4	4	N/A	93.7%	93.1%	92.8%
% of Patients satisfied with the time they had to wait for an appointment	3	4	N/A	93.0%	89.5%	88.7%

* This is based on patients treated on this contract for their most recent course of treatment. Figures in italics indicate the base number of FP17s or Patient Questionnaire responses are less than 100. N/A is shown where the base number of responses is less than 10 during the period. % is calculated as Quantity/Base number*100

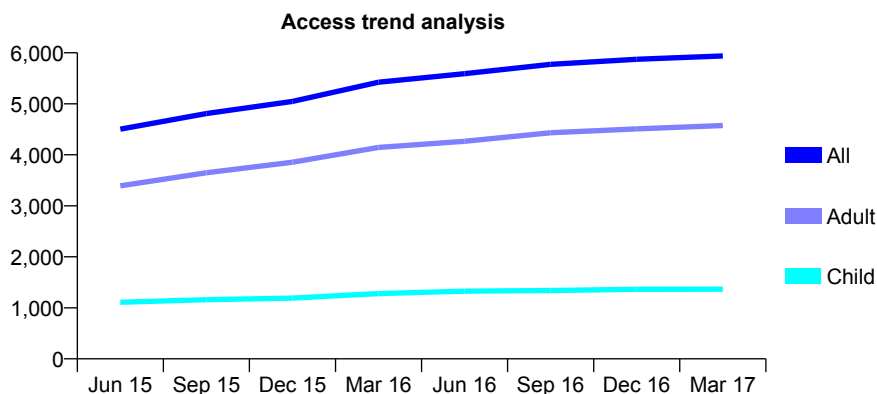
Q44 - Vital Signs At a Glance Contract Report for 116203/0001 - Year end March 2017

Name or company name	Paddock Dental Practice
Contract type name	GDS Contract
Purpose of contract	General
Contract start date	01/04/2014
Contract end date	

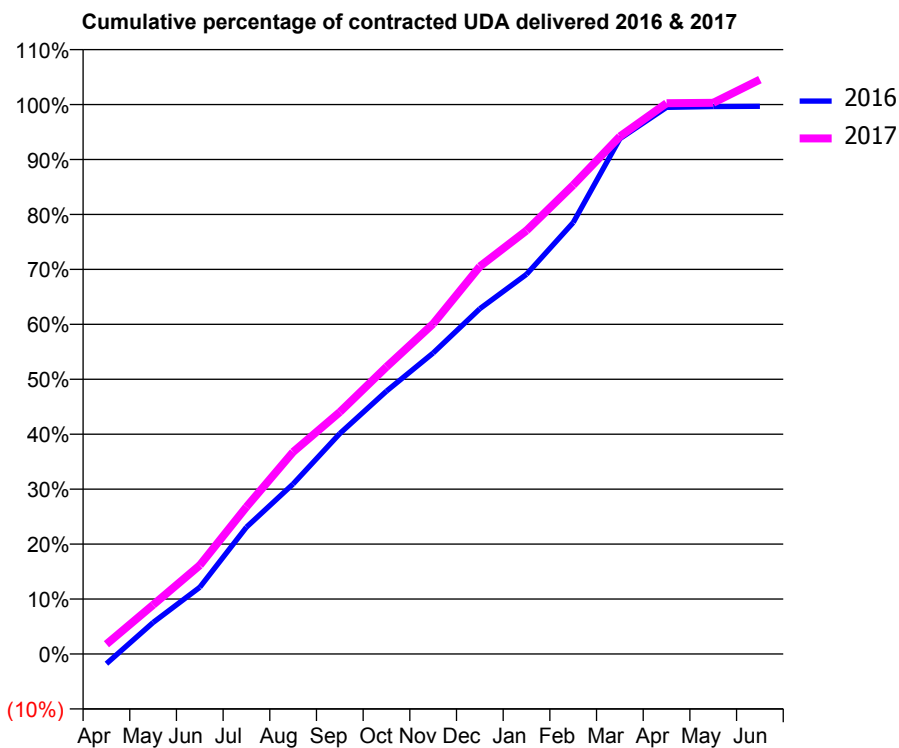
16/17 Contracted general activity (UDA)	16,250
Carry forward general activity (UDA)	479
16/17 Contracted orthodontic activity (UOA)	0
Carry forward orthodontic activity (UOA)	0
Baseline contract value	£445,379.93

ACCESS*

Patients seen in 24 months	Total	Change since previous quarter
Quarter ending March 2016	5,424	
Quarter ending June 2016	5,592	↑
Quarter ending September 2016	5,773	↑
Quarter ending December 2016	5,872	→
Quarter ending March 2017	5,938	→
Variance since March 2016	9.5%	↑



ACTIVITY



Month	Adjusted Scheduled Activity (UDA)	
	2016	2017
April	-291	289
May	931	1,454
June	1,972	2,623
July	3,753	4,350
August	5,030	5,975
September	6,521	7,154
October	7,776	8,491
November	8,903	9,766
December	10,212	11,462
January	11,228	12,523
February	12,759	13,867
March	15,239	15,305
April	16,166	16,287
May	16,188	16,302
June	16,197	16,985

QUALITY

	Quantity	Base Number	Contract	AT	Region	England
% of FP17s for the same patient ID Re-attending within 3 months - Children	152	2,073	7.3%	12.5%	13.3%	12.3%
% of FP17s for the same patient ID Re-attending within 3 months - Adults	1,071	6,643	16.1%	18.0%	17.3%	16.7%
% of FP17s for the same patient ID Re-attending between 3 & 9 months - Children	1,341	2,073	64.7%	57.1%	58.9%	57.6%
% of FP17s for the same patient ID Re-attending between 3 & 9 months - Adults	3,250	6,643	48.9%	50.6%	52.2%	50.1%
% of FP17s for Band 1 Urgent Courses	1,352	9,064	14.9%	9.8%	9.2%	9.1%
% of FP17s Relating to Free Repair or Replacements	119	9,064	1.3%	1.0%	1.0%	0.8%
% of FP17s Relating to Continuations	125	9,064	1.4%	1.6%	1.4%	1.2%
% of Patients satisfied with the dentistry they have received	12	12	100.0%	93.7%	93.1%	92.8%
% of Patients satisfied with the time they had to wait for an appointment	11	12	91.7%	93.0%	89.5%	88.7%

* This is based on patients treated on this contract for their most recent course of treatment. Figures in italics indicate the base number of FP17s or Patient Questionnaire responses are less than 100. N/A is shown where the base number of responses is less than 10 during the period. % is calculated as Quantity/Base number*100

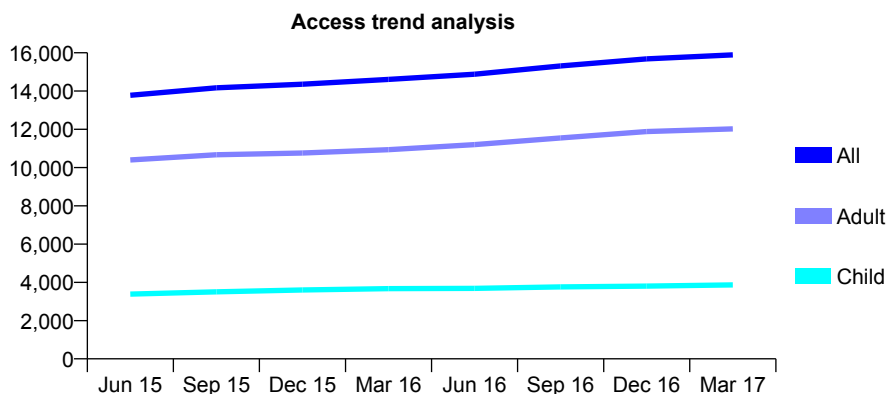
Q44 - Vital Signs At a Glance Contract Report for 116777/0001 - Year end March 2017

Name or company name	Alchemy Dental Practice
Contract type name	GDS Contract
Purpose of contract	General
Contract start date	01/07/2008
Contract end date	

16/17 Contracted general activity (UDA)	36,546
Carry forward general activity (UDA)	210
16/17 Contracted orthodontic activity (UOA)	0
Carry forward orthodontic activity (UOA)	0
Baseline contract value	£918,697.09

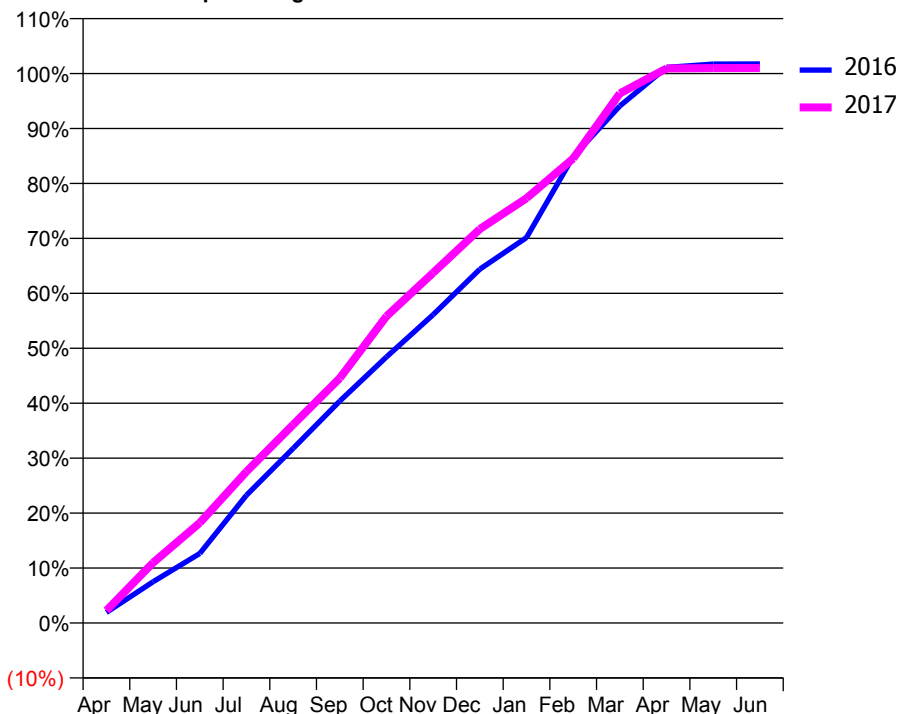
ACCESS*

Patients seen in 24 months	Total	Change since previous quarter
Quarter ending March 2016	14,606	
Quarter ending June 2016	14,884	→
Quarter ending September 2016	15,313	↑
Quarter ending December 2016	15,681	↑
Quarter ending March 2017	15,893	→
Variance since March 2016	8.8%	↑



ACTIVITY

Cumulative percentage of contracted UDA delivered 2016 & 2017



Adjusted Scheduled Activity (UDA)

Month	2016	2017
April	705	832
May	2,749	4,013
June	4,621	6,669
July	8,497	10,074
August	11,611	13,193
September	14,759	16,290
October	17,694	20,404
November	20,513	23,295
December	23,529	26,206
January	25,636	28,253
February	31,015	30,895
March	34,390	35,226
April	36,950	36,881
May	37,176	36,905
June	37,179	36,911

QUALITY

	Quantity	Base Number	Contract	AT	Region	England
% of FP17s for the same patient ID Re-attending within 3 months - Children	390	4,873	8.0%	12.5%	13.3%	12.3%
% of FP17s for the same patient ID Re-attending within 3 months - Adults	2,542	14,376	17.7%	18.0%	17.3%	16.7%
% of FP17s for the same patient ID Re-attending between 3 & 9 months - Children	2,445	4,873	50.2%	57.1%	58.9%	57.6%
% of FP17s for the same patient ID Re-attending between 3 & 9 months - Adults	5,397	14,376	37.5%	50.6%	52.2%	50.1%
% of FP17s for Band 1 Urgent Courses	3,071	17,176	17.9%	9.8%	9.2%	9.1%
% of FP17s Relating to Free Repair or Replacements	96	17,176	0.6%	1.0%	1.0%	0.8%
% of FP17s Relating to Continuations	180	17,176	1.0%	1.6%	1.4%	1.2%
% of Patients satisfied with the dentistry they have received	64	68	94.1%	93.7%	93.1%	92.8%
% of Patients satisfied with the time they had to wait for an appointment	64	68	94.1%	93.0%	89.5%	88.7%

* This is based on patients treated on this contract for their most recent course of treatment. Figures in italics indicate the base number of FP17s or Patient Questionnaire responses are less than 100. N/A is shown where the base number of responses is less than 10 during the period. % is calculated as Quantity/Base number*100

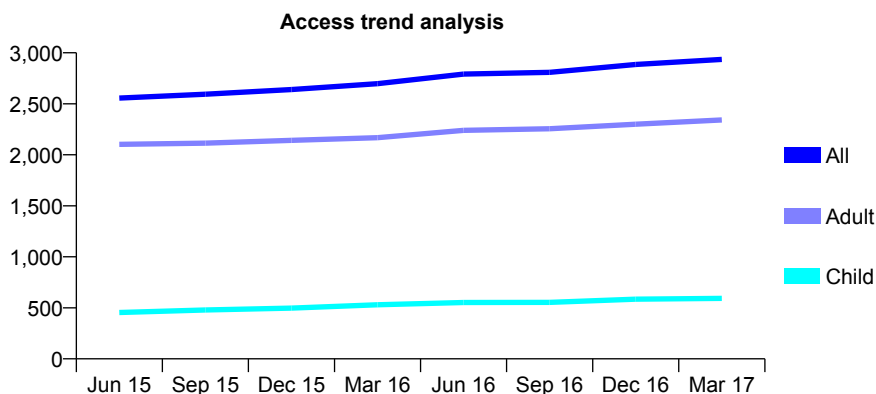
Q44 - Vital Signs At a Glance Contract Report for 120650/0001 - Year end March 2017

Name or company name	Silk Dental Care Ltd
Contract type name	GDS Contract
Purpose of contract	General
Contract start date	01/04/2011
Contract end date	

16/17 Contracted general activity (UDA)	10,173
Carry forward general activity (UDA)	0
16/17 Contracted orthodontic activity (UOA)	0
Carry forward orthodontic activity (UOA)	0
Baseline contract value	£213,558.87

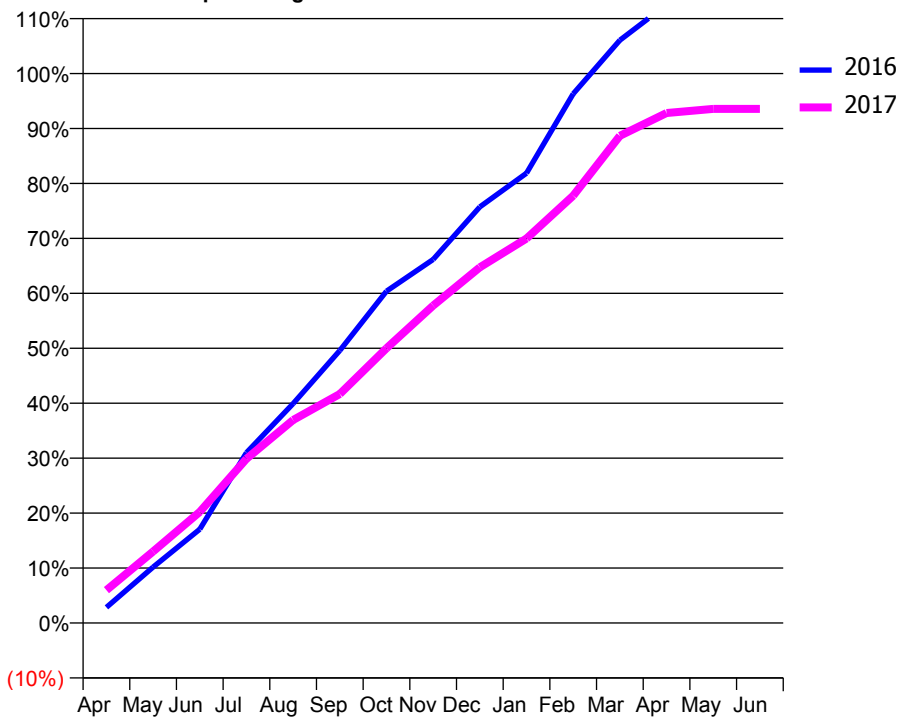
ACCESS*

Patients seen in 24 months	Total	Change since previous quarter
Quarter ending March 2016	2,698	
Quarter ending June 2016	2,792	↑
Quarter ending September 2016	2,808	→
Quarter ending December 2016	2,885	↑
Quarter ending March 2017	2,935	→
Variance since March 2016	8.8%	↑



ACTIVITY

Cumulative percentage of contracted UDA delivered 2016 & 2017



Adjusted Scheduled Activity (UDA)

Month	2016	2017
April	234	607
May	832	1,325
June	1,396	2,057
July	2,533	3,040
August	3,263	3,759
September	4,053	4,239
October	4,936	5,087
November	5,408	5,876
December	6,188	6,585
January	6,691	7,120
February	7,872	7,911
March	8,669	9,019
April	9,195	9,442
May	9,199	9,518
June	9,201	9,519

QUALITY

	Quantity	Base Number	Contract	AT	Region	England
% of FP17s for the same patient ID Re-attending within 3 months - Children	54	923	5.9%	12.5%	13.3%	12.3%
% of FP17s for the same patient ID Re-attending within 3 months - Adults	407	3,279	12.4%	18.0%	17.3%	16.7%
% of FP17s for the same patient ID Re-attending between 3 & 9 months - Children	575	923	62.3%	57.1%	58.9%	57.6%
% of FP17s for the same patient ID Re-attending between 3 & 9 months - Adults	1,667	3,279	50.8%	50.6%	52.2%	50.1%
% of FP17s for Band 1 Urgent Courses	270	4,204	6.4%	9.8%	9.2%	9.1%
% of FP17s Relating to Free Repair or Replacements	33	4,204	0.8%	1.0%	1.0%	0.8%
% of FP17s Relating to Continuations	84	4,204	2.0%	1.6%	1.4%	1.2%
% of Patients satisfied with the dentistry they have received	10	11	90.9%	93.7%	93.1%	92.8%
% of Patients satisfied with the time they had to wait for an appointment	11	11	100.0%	93.0%	89.5%	88.7%

* This is based on patients treated on this contract for their most recent course of treatment. Figures in italics indicate the base number of FP17s or Patient Questionnaire responses are less than 100. N/A is shown where the base number of responses is less than 10 during the period. % is calculated as Quantity/Base number*100

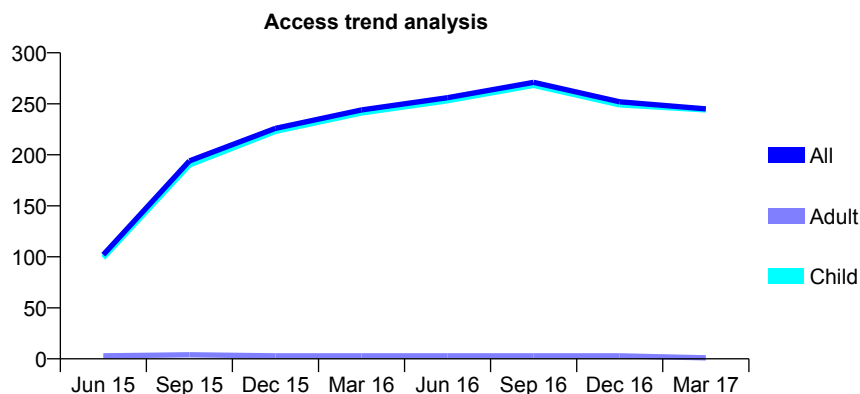
Q44 - Vital Signs At a Glance Contract Report for 127213/0001 - Year end March 2017

Name or company name	Wirral Community NHS Trust
Contract type name	PDS Contract
Purpose of contract	General
Contract start date	01/04/2015
Contract end date	31/03/2018

16/17 Contracted general activity (UDA)	4,000
Carry forward general activity (UDA)	0
16/17 Contracted orthodontic activity (UOA)	0
Carry forward orthodontic activity (UOA)	0
Baseline contract value	£792,923.68

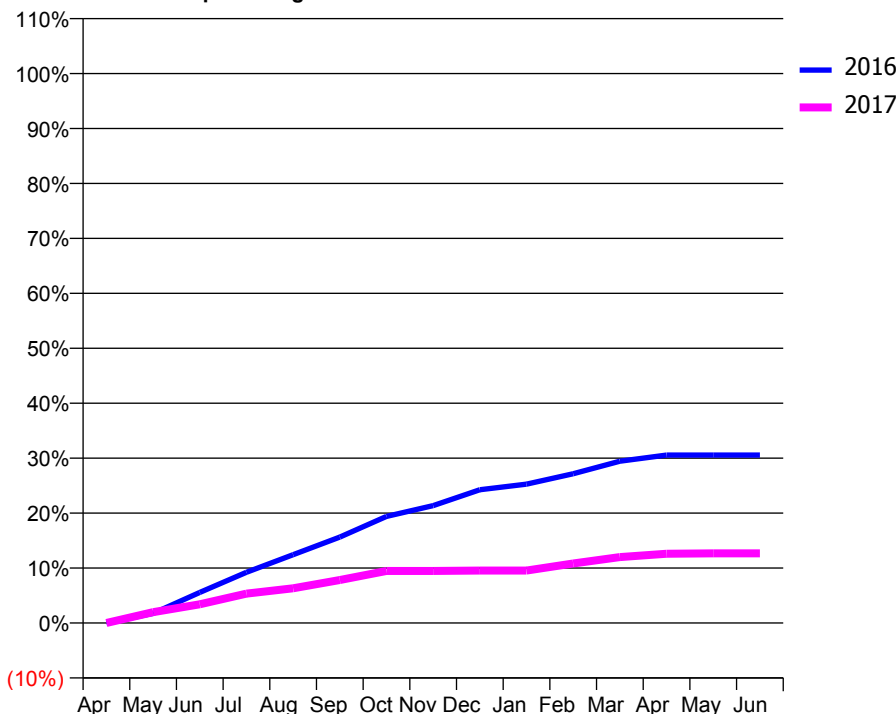
ACCESS*

Patients seen in 24 months	Total	Change since previous quarter
Quarter ending March 2016	244	
Quarter ending June 2016	256	↑
Quarter ending September 2016	271	↑
Quarter ending December 2016	252	↓
Quarter ending March 2017	245	↓
Variance since March 2016	0.4%	→



ACTIVITY

Cumulative percentage of contracted UDA delivered 2016 & 2017



Adjusted Scheduled Activity (UDA)

Month	2016	2017
April	0	0
May	70	79
June	223	136
July	369	214
August	497	253
September	625	313
October	776	379
November	855	379
December	971	382
January	1,011	382
February	1,087	433
March	1,178	480
April	1,223	504
May	1,223	507
June	1,223	507

QUALITY

	Quantity	Base Number	Contract	AT	Region	England
% of FP17s for the same patient ID Re-attending within 3 months - Children	0	178	0.0%	12.5%	13.3%	12.3%
% of FP17s for the same patient ID Re-attending within 3 months - Adults	0	1	0.0%	18.0%	17.3%	16.7%
% of FP17s for the same patient ID Re-attending between 3 & 9 months - Children	0	178	0.0%	57.1%	58.9%	57.6%
% of FP17s for the same patient ID Re-attending between 3 & 9 months - Adults	0	1	0.0%	50.6%	52.2%	50.1%
% of FP17s for Band 1 Urgent Courses	0	173	0.0%	9.8%	9.2%	9.1%
% of FP17s Relating to Free Repair or Replacements	0	173	0.0%	1.0%	1.0%	0.8%
% of FP17s Relating to Continuations	0	173	0.0%	1.6%	1.4%	1.2%
% of Patients satisfied with the dentistry they have received	0	0	N/A	93.7%	93.1%	92.8%
% of Patients satisfied with the time they had to wait for an appointment	0	0	N/A	93.0%	89.5%	88.7%

* This is based on patients treated on this contract for their most recent course of treatment. Figures in italics indicate the base number of FP17s or Patient Questionnaire responses are less than 100. N/A is shown where the base number of responses is less than 10 during the period. % is calculated as Quantity/Base number*100

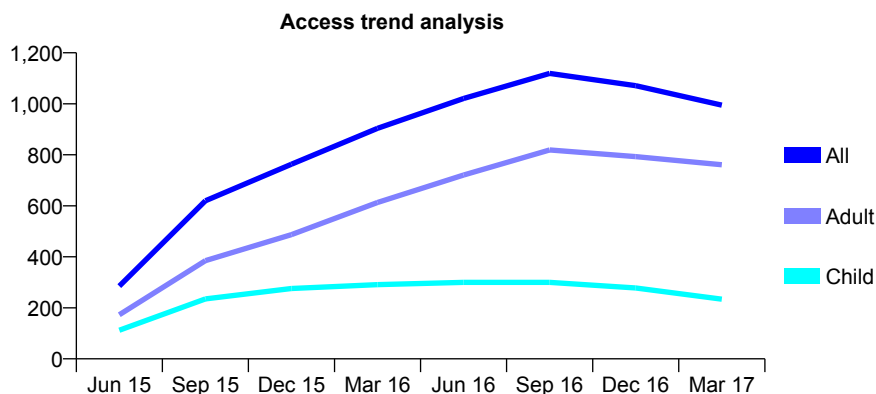
Q44 - Vital Signs At a Glance Contract Report for 127213/0007 - Year end March 2017

Name or company name	Wirral Community NHS Trust
Contract type name	PDS Contract
Purpose of contract	General
Contract start date	01/04/2015
Contract end date	31/03/2018

16/17 Contracted general activity (UDA)	6,500
Carry forward general activity (UDA)	0
16/17 Contracted orthodontic activity (UOA)	0
Carry forward orthodontic activity (UOA)	0
Baseline contract value	£1,272,555.77

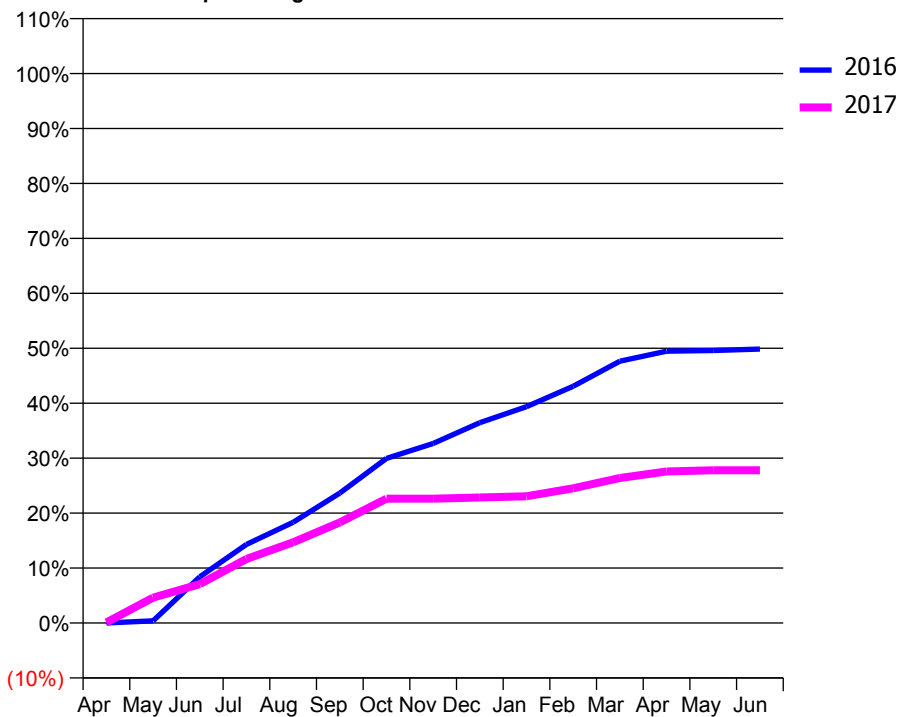
ACCESS*

Patients seen in 24 months	Total	Change since previous quarter
Quarter ending March 2016	904	
Quarter ending June 2016	1,021	↑
Quarter ending September 2016	1,119	↑
Quarter ending December 2016	1,071	↓
Quarter ending March 2017	995	↓
Variance since March 2016	10.1%	↑



ACTIVITY

Cumulative percentage of contracted UDA delivered 2016 & 2017



Adjusted Scheduled Activity (UDA)

Month	2016	2017
April	0	7
May	27	300
June	546	459
July	930	758
August	1,192	956
September	1,537	1,190
October	1,948	1,471
November	2,124	1,471
December	2,370	1,485
January	2,559	1,500
February	2,800	1,594
March	3,097	1,716
April	3,216	1,792
May	3,223	1,806
June	3,240	1,806

QUALITY

	Quantity	Base Number	Contract	AT	Region	England
% of FP17s for the same patient ID Re-attending within 3 months - Children	13	237	5.5%	12.5%	13.3%	12.3%
% of FP17s for the same patient ID Re-attending within 3 months - Adults	28	587	4.8%	18.0%	17.3%	16.7%
% of FP17s for the same patient ID Re-attending between 3 & 9 months - Children	34	237	14.3%	57.1%	58.9%	57.6%
% of FP17s for the same patient ID Re-attending between 3 & 9 months - Adults	147	587	25.0%	50.6%	52.2%	50.1%
% of FP17s for Band 1 Urgent Courses	72	803	9.0%	9.8%	9.2%	9.1%
% of FP17s Relating to Free Repair or Replacements	0	803	0.0%	1.0%	1.0%	0.8%
% of FP17s Relating to Continuations	0	803	0.0%	1.6%	1.4%	1.2%
% of Patients satisfied with the dentistry they have received	2	2	N/A	93.7%	93.1%	92.8%
% of Patients satisfied with the time they had to wait for an appointment	1	2	N/A	93.0%	89.5%	88.7%

* This is based on patients treated on this contract for their most recent course of treatment. Figures in italics indicate the base number of FP17s or Patient Questionnaire responses are less than 100. N/A is shown where the base number of responses is less than 10 during the period. % is calculated as Quantity/Base number*100

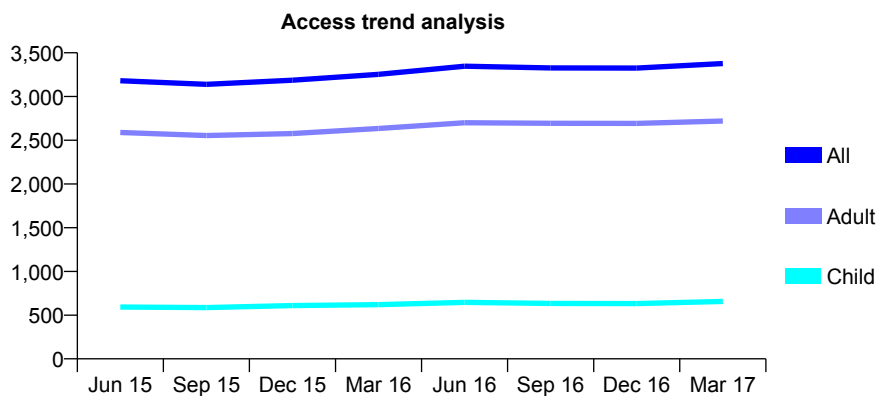
Q44 - Vital Signs At a Glance Contract Report for 128104/0001 - Year end March 2017

Name or company name	FELDENT LIMITED
Contract type name	GDS Contract
Purpose of contract	General
Contract start date	01/10/2011
Contract end date	

16/17 Contracted general activity (UDA)	11,129
Carry forward general activity (UDA)	140
16/17 Contracted orthodontic activity (UOA)	0
Carry forward orthodontic activity (UOA)	0
Baseline contract value	£267,091.41

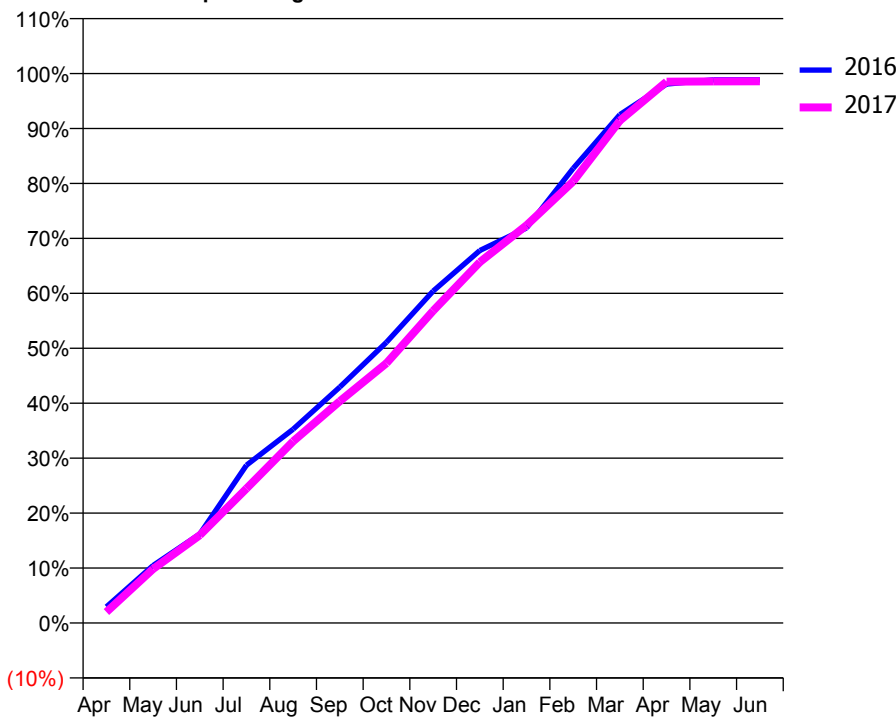
ACCESS*

Patients seen in 24 months	Total	Change since previous quarter
Quarter ending March 2016	3,254	
Quarter ending June 2016	3,346	↑
Quarter ending September 2016	3,327	→
Quarter ending December 2016	3,325	→
Quarter ending March 2017	3,377	→
Variance since March 2016	3.8%	↑



ACTIVITY

Cumulative percentage of contracted UDA delivered 2016 & 2017



Month	Adjusted Scheduled Activity (UDA)	
	2016	2017
April	328	224
May	1,166	1,096
June	1,803	1,779
July	3,196	2,724
August	3,925	3,680
September	4,779	4,491
October	5,687	5,261
November	6,722	6,323
December	7,543	7,310
January	8,000	8,055
February	9,207	8,943
March	10,297	10,175
April	10,914	10,964
May	11,001	10,968
June	11,001	10,971

QUALITY

	Quantity	Base Number	Contract	AT	Region	England
% of FP17s for the same patient ID Re-attending within 3 months - Children	92	1,036	8.9%	12.5%	13.3%	12.3%
% of FP17s for the same patient ID Re-attending within 3 months - Adults	806	4,341	18.6%	18.0%	17.3%	16.7%
% of FP17s for the same patient ID Re-attending between 3 & 9 months - Children	607	1,036	58.6%	57.1%	58.9%	57.6%
% of FP17s for the same patient ID Re-attending between 3 & 9 months - Adults	2,495	4,341	57.5%	50.6%	52.2%	50.1%
% of FP17s for Band 1 Urgent Courses	462	4,603	10.0%	9.8%	9.2%	9.1%
% of FP17s Relating to Free Repair or Replacements	29	4,603	0.6%	1.0%	1.0%	0.8%
% of FP17s Relating to Continuations	131	4,603	2.8%	1.6%	1.4%	1.2%
% of Patients satisfied with the dentistry they have received	11	12	91.7%	93.7%	93.1%	92.8%
% of Patients satisfied with the time they had to wait for an appointment	11	12	91.7%	93.0%	89.5%	88.7%

* This is based on patients treated on this contract for their most recent course of treatment. Figures in italics indicate the base number of FP17s or Patient Questionnaire responses are less than 100. N/A is shown where the base number of responses is less than 10 during the period. % is calculated as Quantity/Base number*100

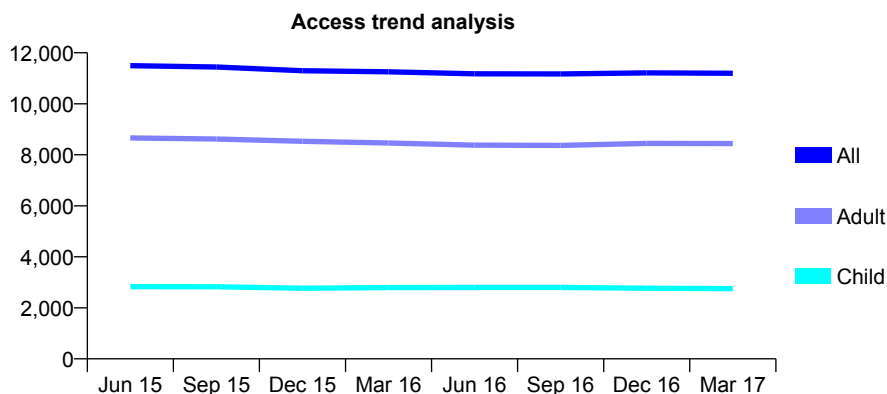
Q44 - Vital Signs At a Glance Contract Report for 133930/0001 - Year end March 2017

Name or company name	Gidman & Waywell
Contract type name	GDS Contract
Purpose of contract	General
Contract start date	01/04/2009
Contract end date	

16/17 Contracted general activity (UDA)	34,947
Carry forward general activity (UDA)	877
16/17 Contracted orthodontic activity (UOA)	0
Carry forward orthodontic activity (UOA)	0
Baseline contract value	£1,013,222.83

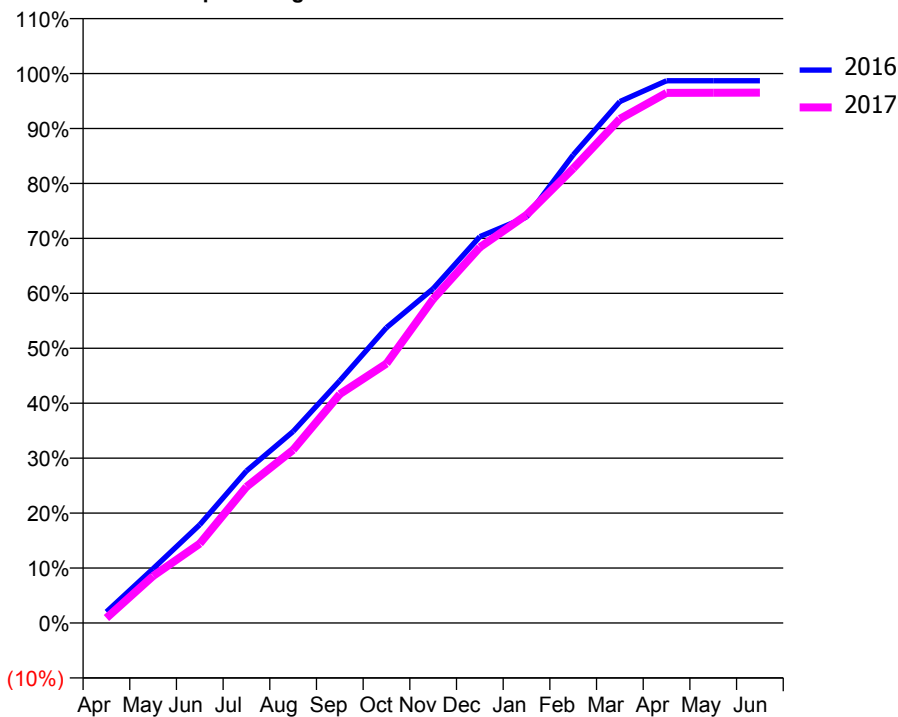
ACCESS*

Patients seen in 24 months	Total	Change since previous quarter
Quarter ending March 2016	11,255	
Quarter ending June 2016	11,179	→
Quarter ending September 2016	11,169	→
Quarter ending December 2016	11,215	→
Quarter ending March 2017	11,196	→
Variance since March 2016	(0.5%)	→



ACTIVITY

Cumulative percentage of contracted UDA delivered 2016 & 2017



Month	Adjusted Scheduled Activity (UDA)	
	2016	2017
April	705	318
May	3,460	2,987
June	6,255	5,054
July	9,671	8,665
August	12,183	11,016
September	15,413	14,556
October	18,785	16,498
November	21,261	20,606
December	24,573	23,892
January	25,816	25,953
February	29,774	28,904
March	33,164	32,058
April	34,486	33,713
May	34,485	33,725
June	34,484	33,728

QUALITY

	Quantity	Base Number	Contract	AT	Region	England
% of FP17s for the same patient ID Re-attending within 3 months - Children	463	3,709	12.5%	12.5%	13.3%	12.3%
% of FP17s for the same patient ID Re-attending within 3 months - Adults	2,754	11,273	24.4%	18.0%	17.3%	16.7%
% of FP17s for the same patient ID Re-attending between 3 & 9 months - Children	1,756	3,709	47.3%	57.1%	58.9%	57.6%
% of FP17s for the same patient ID Re-attending between 3 & 9 months - Adults	4,484	11,273	39.8%	50.6%	52.2%	50.1%
% of FP17s for Band 1 Urgent Courses	2,129	15,121	14.1%	9.8%	9.2%	9.1%
% of FP17s Relating to Free Repair or Replacements	252	15,121	1.7%	1.0%	1.0%	0.8%
% of FP17s Relating to Continuations	469	15,121	3.1%	1.6%	1.4%	1.2%
% of Patients satisfied with the dentistry they have received	8	8	N/A	93.7%	93.1%	92.8%
% of Patients satisfied with the time they had to wait for an appointment	8	8	N/A	93.0%	89.5%	88.7%

* This is based on patients treated on this contract for their most recent course of treatment. Figures in italics indicate the base number of FP17s or Patient Questionnaire responses are less than 100. N/A is shown where the base number of responses is less than 10 during the period. % is calculated as Quantity/Base number*100

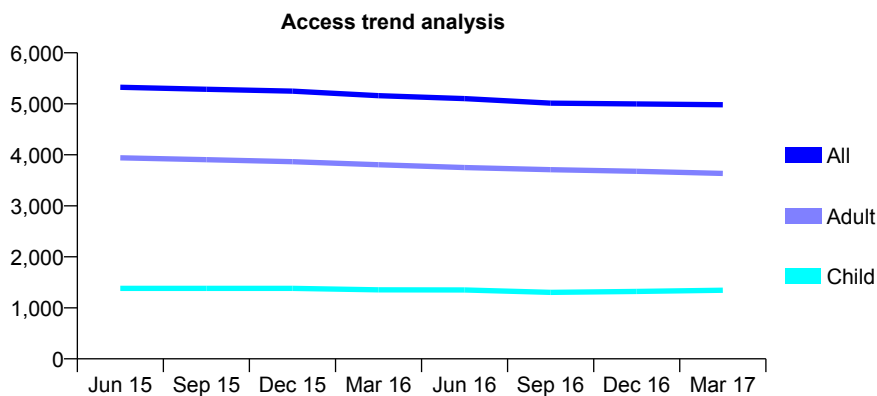
Q44 - Vital Signs At a Glance Contract Report for 134848/0001 - Year end March 2017

Name or company name	Balls Road Dental Practice
Contract type name	GDS Contract
Purpose of contract	General
Contract start date	01/04/2006
Contract end date	

16/17 Contracted general activity (UDA)	14,640
Carry forward general activity (UDA)	222
16/17 Contracted orthodontic activity (UOA)	0
Carry forward orthodontic activity (UOA)	0
Baseline contract value	£422,878.68

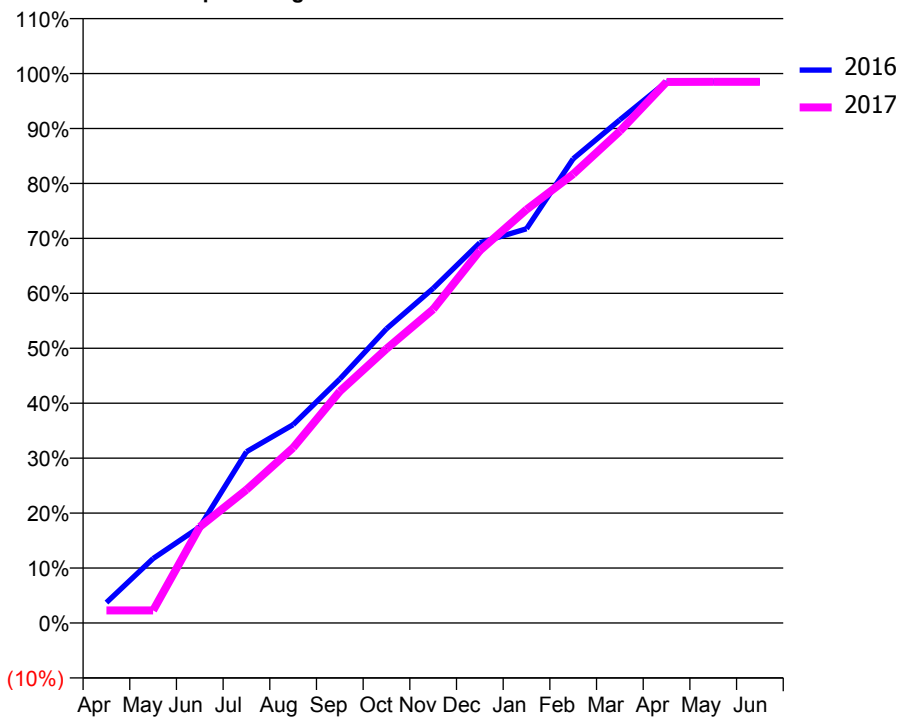
ACCESS*

Patients seen in 24 months	Total	Change since previous quarter
Quarter ending March 2016	5,160	
Quarter ending June 2016	5,101	↓
Quarter ending September 2016	5,012	↓
Quarter ending December 2016	4,998	→
Quarter ending March 2017	4,981	→
Variance since March 2016	(3.5%)	↓



ACTIVITY

Cumulative percentage of contracted UDA delivered 2016 & 2017



Month	Adjusted Scheduled Activity (UDA)	
	2016	2017
April	546	335
May	1,719	335
June	2,558	2,562
July	4,562	3,549
August	5,283	4,669
September	6,500	6,173
October	7,840	7,305
November	8,915	8,357
December	10,130	9,920
January	10,504	11,014
February	12,370	11,960
March	13,406	13,103
April	14,418	14,414
May	14,418	14,418
June	14,418	14,418

QUALITY

	Quantity	Base Number	Contract	AT	Region	England
% of FP17s for the same patient ID Re-attending within 3 months - Children	232	2,266	10.2%	12.5%	13.3%	12.3%
% of FP17s for the same patient ID Re-attending within 3 months - Adults	860	5,362	16.0%	18.0%	17.3%	16.7%
% of FP17s for the same patient ID Re-attending between 3 & 9 months - Children	1,391	2,266	61.4%	57.1%	58.9%	57.6%
% of FP17s for the same patient ID Re-attending between 3 & 9 months - Adults	3,065	5,362	57.2%	50.6%	52.2%	50.1%
% of FP17s for Band 1 Urgent Courses	586	7,296	8.0%	9.8%	9.2%	9.1%
% of FP17s Relating to Free Repair or Replacements	21	7,296	0.3%	1.0%	1.0%	0.8%
% of FP17s Relating to Continuations	87	7,296	1.2%	1.6%	1.4%	1.2%
% of Patients satisfied with the dentistry they have received	7	7	N/A	93.7%	93.1%	92.8%
% of Patients satisfied with the time they had to wait for an appointment	5	7	N/A	93.0%	89.5%	88.7%

* This is based on patients treated on this contract for their most recent course of treatment. Figures in italics indicate the base number of FP17s or Patient Questionnaire responses are less than 100. N/A is shown where the base number of responses is less than 10 during the period. % is calculated as Quantity/Base number*100

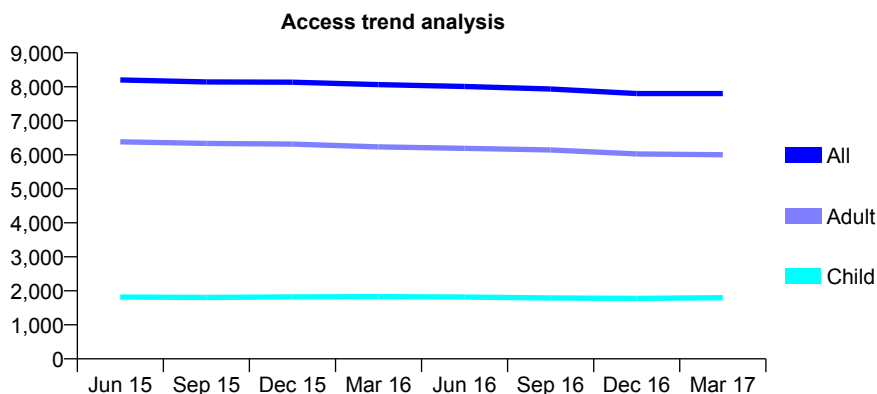
Q44 - Vital Signs At a Glance Contract Report for 135550/0001 - Year end March 2017

Name or company name	Upton Dental Practice Limited
Contract type name	GDS Contract
Purpose of contract	General
Contract start date	01/04/2011
Contract end date	

16/17 Contracted general activity (UDA)	23,980
Carry forward general activity (UDA)	0
16/17 Contracted orthodontic activity (UOA)	0
Carry forward orthodontic activity (UOA)	0
Baseline contract value	£691,965.27

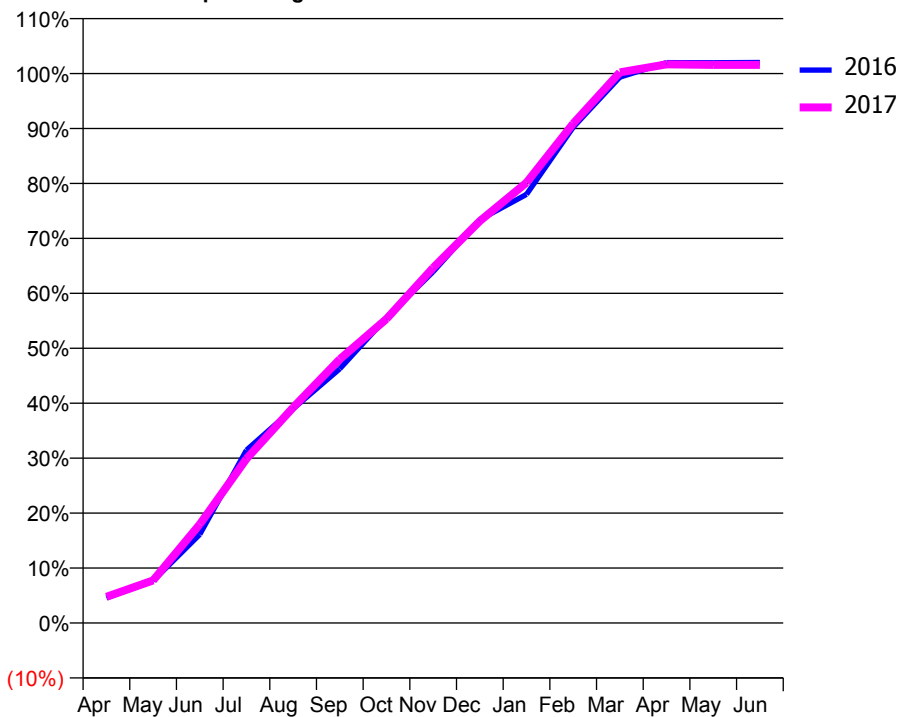
ACCESS*

Patients seen in 24 months	Total	Change since previous quarter
Quarter ending March 2016	8,065	
Quarter ending June 2016	8,008	→
Quarter ending September 2016	7,937	→
Quarter ending December 2016	7,803	↓
Quarter ending March 2017	7,802	→
Variance since March 2016	(3.3%)	↓



ACTIVITY

Cumulative percentage of contracted UDA delivered 2016 & 2017



Month	Adjusted Scheduled Activity (UDA)	
	2016	2017
April	1,094	1,145
May	1,844	1,859
June	3,865	4,311
July	7,543	7,164
August	9,349	9,409
September	11,096	11,515
October	13,316	13,268
November	15,331	15,502
December	17,601	17,540
January	18,706	19,221
February	21,634	21,799
March	23,818	24,029
April	24,454	24,378
May	24,452	24,354
June	24,461	24,356

QUALITY

	Quantity	Base Number	Contract	AT	Region	England
% of FP17s for the same patient ID Re-attending within 3 months - Children	216	2,265	9.5%	12.5%	13.3%	12.3%
% of FP17s for the same patient ID Re-attending within 3 months - Adults	1,702	8,109	21.0%	18.0%	17.3%	16.7%
% of FP17s for the same patient ID Re-attending between 3 & 9 months - Children	879	2,265	38.8%	57.1%	58.9%	57.6%
% of FP17s for the same patient ID Re-attending between 3 & 9 months - Adults	3,497	8,109	43.1%	50.6%	52.2%	50.1%
% of FP17s for Band 1 Urgent Courses	997	10,248	9.7%	9.8%	9.2%	9.1%
% of FP17s Relating to Free Repair or Replacements	147	10,248	1.4%	1.0%	1.0%	0.8%
% of FP17s Relating to Continuations	151	10,248	1.5%	1.6%	1.4%	1.2%
% of Patients satisfied with the dentistry they have received	19	21	90.5%	93.7%	93.1%	92.8%
% of Patients satisfied with the time they had to wait for an appointment	20	21	95.2%	93.0%	89.5%	88.7%

* This is based on patients treated on this contract for their most recent course of treatment. Figures in italics indicate the base number of FP17s or Patient Questionnaire responses are less than 100. N/A is shown where the base number of responses is less than 10 during the period. % is calculated as Quantity/Base number*100

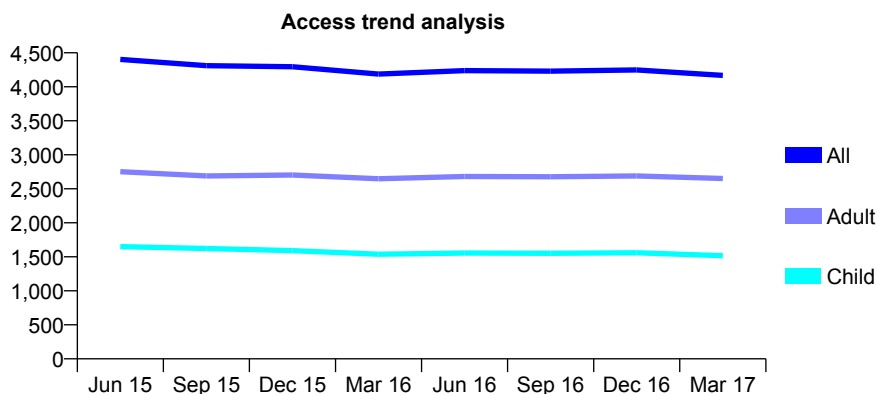
Q44 - Vital Signs At a Glance Contract Report for 136646/0001 - Year end March 2017

Name or company name	Victoria Street Dental Practice Ltd
Contract type name	GDS Contract
Purpose of contract	General
Contract start date	01/05/2011
Contract end date	

16/17 Contracted general activity (UDA)	12,551
Carry forward general activity (UDA)	227
16/17 Contracted orthodontic activity (UOA)	0
Carry forward orthodontic activity (UOA)	0
Baseline contract value	£397,587.02

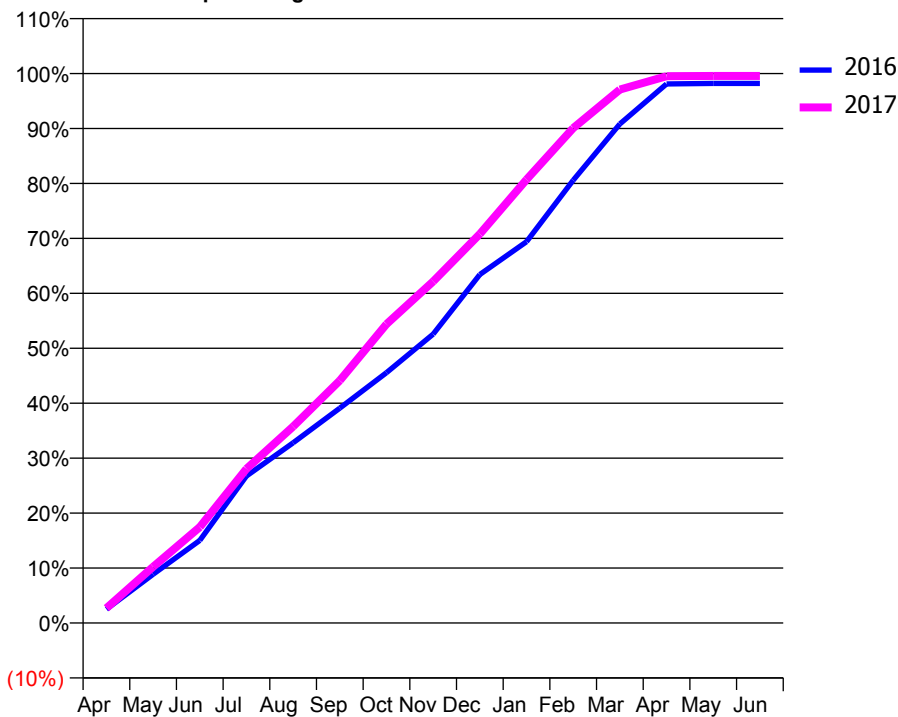
ACCESS*

Patients seen in 24 months	Total	Change since previous quarter
Quarter ending March 2016	4,188	
Quarter ending June 2016	4,238	→
Quarter ending September 2016	4,230	→
Quarter ending December 2016	4,248	→
Quarter ending March 2017	4,167	↓
Variance since March 2016	(0.5%)	→



ACTIVITY

Cumulative percentage of contracted UDA delivered 2016 & 2017



Month	Adjusted Scheduled Activity (UDA)	
	2016	2017
April	315	338
May	1,113	1,285
June	1,886	2,192
July	3,357	3,524
August	4,116	4,489
September	4,909	5,539
October	5,718	6,827
November	6,598	7,802
December	7,960	8,885
January	8,711	10,130
February	10,112	11,305
March	11,398	12,185
April	12,314	12,489
May	12,325	12,496
June	12,324	12,496

QUALITY

	Quantity	Base Number	Contract	AT	Region	England
% of FP17s for the same patient ID Re-attending within 3 months - Children	222	2,219	10.0%	12.5%	13.3%	12.3%
% of FP17s for the same patient ID Re-attending within 3 months - Adults	631	3,398	18.6%	18.0%	17.3%	16.7%
% of FP17s for the same patient ID Re-attending between 3 & 9 months - Children	1,255	2,219	56.6%	57.1%	58.9%	57.6%
% of FP17s for the same patient ID Re-attending between 3 & 9 months - Adults	1,568	3,398	46.1%	50.6%	52.2%	50.1%
% of FP17s for Band 1 Urgent Courses	529	5,379	9.8%	9.8%	9.2%	9.1%
% of FP17s Relating to Free Repair or Replacements	25	5,379	0.5%	1.0%	1.0%	0.8%
% of FP17s Relating to Continuations	17	5,379	0.3%	1.6%	1.4%	1.2%
% of Patients satisfied with the dentistry they have received	10	10	100.0%	93.7%	93.1%	92.8%
% of Patients satisfied with the time they had to wait for an appointment	10	10	100.0%	93.0%	89.5%	88.7%

* This is based on patients treated on this contract for their most recent course of treatment. Figures in italics indicate the base number of FP17s or Patient Questionnaire responses are less than 100. N/A is shown where the base number of responses is less than 10 during the period. % is calculated as Quantity/Base number*100

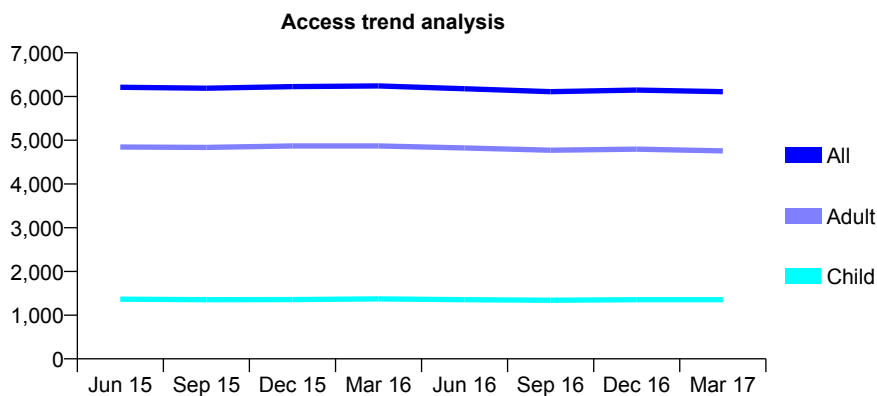
Q44 - Vital Signs At a Glance Contract Report for 137030/0001 - Year end March 2017

Name or company name	C & V Gillespie
Contract type name	GDS Contract
Purpose of contract	General
Contract start date	01/01/2011
Contract end date	

16/17 Contracted general activity (UDA)	18,300
Carry forward general activity (UDA)	130
16/17 Contracted orthodontic activity (UOA)	0
Carry forward orthodontic activity (UOA)	0
Baseline contract value	£431,543.99

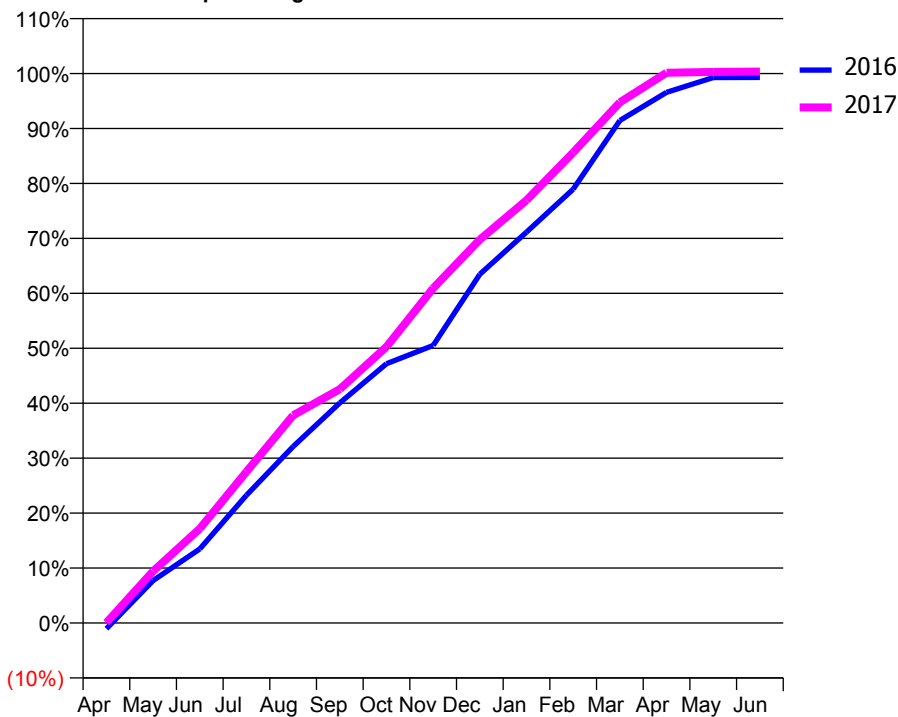
ACCESS*

Patients seen in 24 months	Total	Change since previous quarter
Quarter ending March 2016	6,241	
Quarter ending June 2016	6,177	↓
Quarter ending September 2016	6,112	↓
Quarter ending December 2016	6,149	→
Quarter ending March 2017	6,110	→
Variance since March 2016	(2.1%)	↓



ACTIVITY

Cumulative percentage of contracted UDA delivered 2016 & 2017



QUALITY

	Quantity	Base Number	Contract	AT	Region	England
% of FP17s for the same patient ID Re-attending within 3 months - Children	149	2,185	6.8%	12.5%	13.3%	12.3%
% of FP17s for the same patient ID Re-attending within 3 months - Adults	1,429	7,982	17.9%	18.0%	17.3%	16.7%
% of FP17s for the same patient ID Re-attending between 3 & 9 months - Children	1,499	2,185	68.6%	57.1%	58.9%	57.6%
% of FP17s for the same patient ID Re-attending between 3 & 9 months - Adults	4,818	7,982	60.4%	50.6%	52.2%	50.1%
% of FP17s for Band 1 Urgent Courses	754	9,979	7.6%	9.8%	9.2%	9.1%
% of FP17s Relating to Free Repair or Replacements	118	9,979	1.2%	1.0%	1.0%	0.8%
% of FP17s Relating to Continuations	188	9,979	1.9%	1.6%	1.4%	1.2%
% of Patients satisfied with the dentistry they have received	18	22	81.8%	93.7%	93.1%	92.8%
% of Patients satisfied with the time they had to wait for an appointment	20	22	90.9%	93.0%	89.5%	88.7%

* This is based on patients treated on this contract for their most recent course of treatment. Figures in italics indicate the base number of FP17s or Patient Questionnaire responses are less than 100. N/A is shown where the base number of responses is less than 10 during the period. % is calculated as Quantity/Base number*100

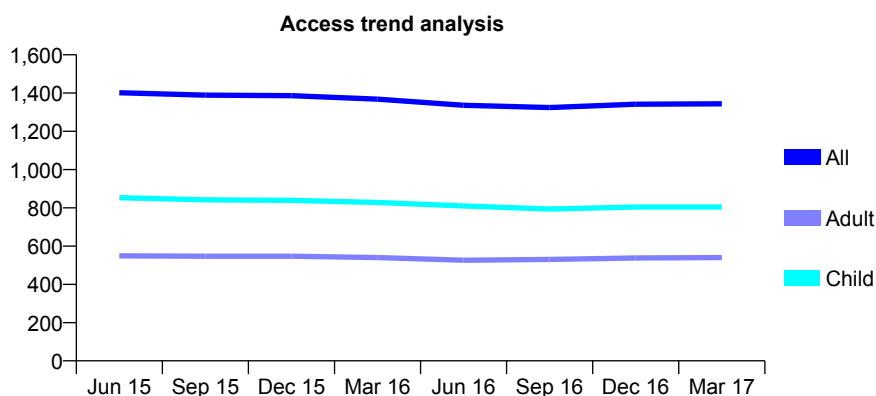
Q44 - Vital Signs At a Glance Contract Report for 137111/0001 - Year end March 2017

Name or company name	Gaskell Avenue Dental Practice Ltd
Contract type name	GDS Contract
Purpose of contract	General
Contract start date	01/09/2011
Contract end date	

16/17 Contracted general activity (UDA)	7,000
Carry forward general activity (UDA)	0
16/17 Contracted orthodontic activity (UOA)	0
Carry forward orthodontic activity (UOA)	0
Baseline contract value	£173,362.92

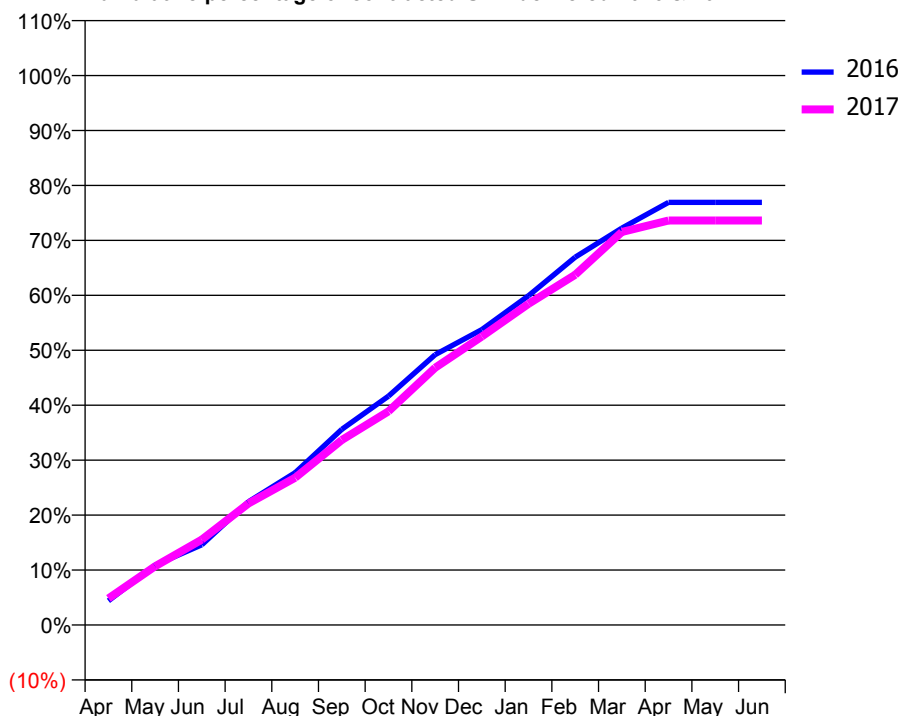
ACCESS*

Patients seen in 24 months	Total	Change since previous quarter
Quarter ending March 2016	1,368	
Quarter ending June 2016	1,336	↓
Quarter ending September 2016	1,324	→
Quarter ending December 2016	1,342	→
Quarter ending March 2017	1,344	→
Variance since March 2016	(1.8%)	↓



ACTIVITY

Cumulative percentage of contracted UDA delivered 2016 & 2017



Month	Adjusted Scheduled Activity (UDA)	
	2016	2017
April	309	338
May	762	748
June	1,023	1,089
July	1,570	1,548
August	1,941	1,876
September	2,493	2,356
October	2,916	2,722
November	3,444	3,278
December	3,763	3,674
January	4,195	4,092
February	4,686	4,461
March	5,055	5,006
April	5,383	5,153
May	5,383	5,153
June	5,383	5,153

QUALITY

	Quantity	Base Number	Contract	AT	Region	England
% of FP17s for the same patient ID Re-attending within 3 months - Children	243	1,534	15.8%	12.5%	13.3%	12.3%
% of FP17s for the same patient ID Re-attending within 3 months - Adults	191	766	24.9%	18.0%	17.3%	16.7%
% of FP17s for the same patient ID Re-attending between 3 & 9 months - Children	972	1,534	63.4%	57.1%	58.9%	57.6%
% of FP17s for the same patient ID Re-attending between 3 & 9 months - Adults	399	766	52.1%	50.6%	52.2%	50.1%
% of FP17s for Band 1 Urgent Courses	147	2,225	6.6%	9.8%	9.2%	9.1%
% of FP17s Relating to Free Repair or Replacements	0	2,225	0.0%	1.0%	1.0%	0.8%
% of FP17s Relating to Continuations	1	2,225	0.0%	1.6%	1.4%	1.2%
% of Patients satisfied with the dentistry they have received	8	9	N/A	93.7%	93.1%	92.8%
% of Patients satisfied with the time they had to wait for an appointment	8	9	N/A	93.0%	89.5%	88.7%

* This is based on patients treated on this contract for their most recent course of treatment. Figures in italics indicate the base number of FP17s or Patient Questionnaire responses are less than 100. N/A is shown where the base number of responses is less than 10 during the period. % is calculated as Quantity/Base number*100

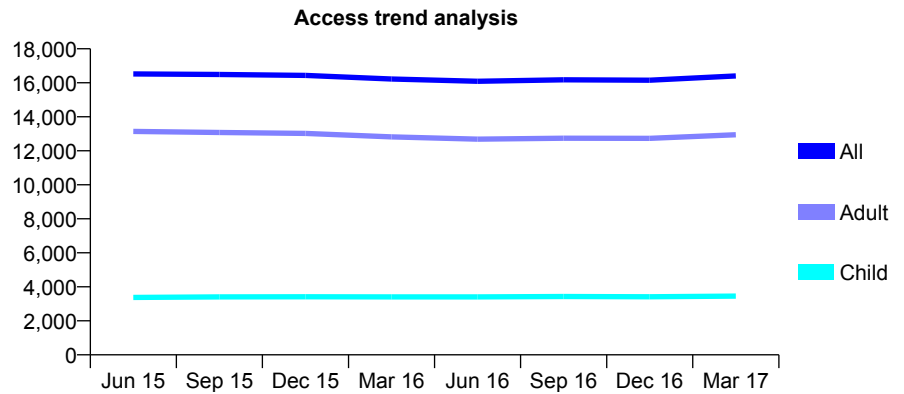
Q44 - Vital Signs At a Glance Contract Report for 138126/0001 - Year end March 2017

Name or company name	Congleton Dental Centre
Contract type name	GDS Contract
Purpose of contract	General
Contract start date	01/04/2010
Contract end date	

16/17 Contracted general activity (UDA)	47,500
Carry forward general activity (UDA)	0
16/17 Contracted orthodontic activity (UOA)	0
Carry forward orthodontic activity (UOA)	0
Baseline contract value	£1,366,042.12

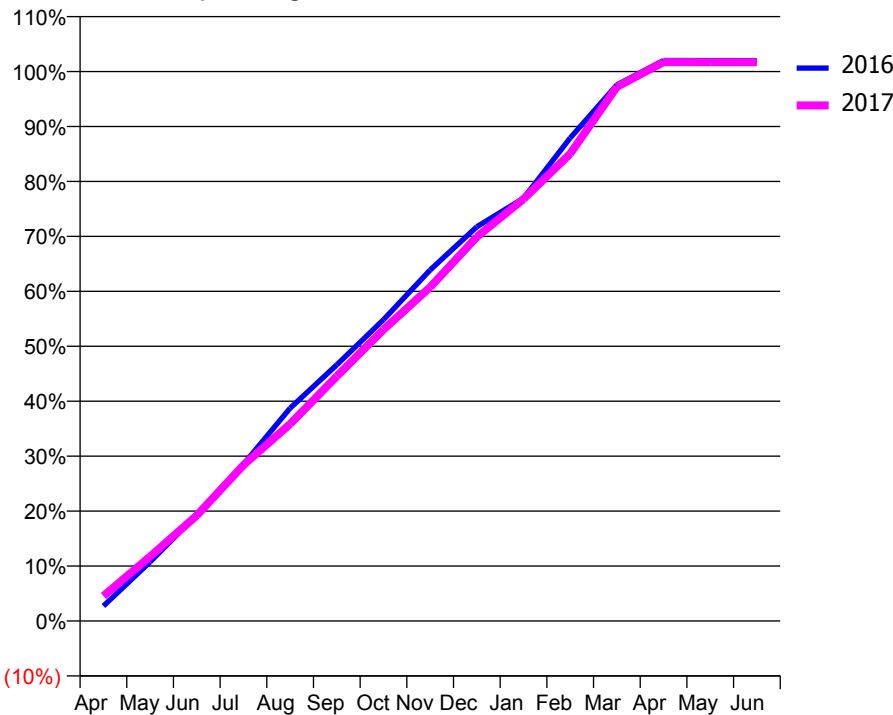
ACCESS*

Patients seen in 24 months	Total	Change since previous quarter
Quarter ending March 2016	16,222	
Quarter ending June 2016	16,089	→
Quarter ending September 2016	16,175	→
Quarter ending December 2016	16,153	→
Quarter ending March 2017	16,401	→
Variance since March 2016	1.1%	→



ACTIVITY

Cumulative percentage of contracted UDA delivered 2016 & 2017



Month	Adjusted Scheduled Activity (UDA)	
	2016	2017
April	1,299	2,165
May	5,108	5,570
June	9,166	9,126
July	13,551	13,479
August	18,403	17,028
September	22,150	21,159
October	26,049	25,187
November	30,340	28,855
December	34,081	33,206
January	36,544	36,480
February	41,751	40,393
March	46,339	46,166
April	48,450	48,314
May	48,446	48,309
June	48,443	48,308

QUALITY

	Quantity	Base Number	Contract	AT	Region	England
% of FP17s for the same patient ID Re-attending within 3 months - Children	453	5,954	7.6%	12.5%	13.3%	12.3%
% of FP17s for the same patient ID Re-attending within 3 months - Adults	3,285	21,914	15.0%	18.0%	17.3%	16.7%
% of FP17s for the same patient ID Re-attending between 3 & 9 months - Children	4,040	5,954	67.9%	57.1%	58.9%	57.6%
% of FP17s for the same patient ID Re-attending between 3 & 9 months - Adults	13,860	21,914	63.2%	50.6%	52.2%	50.1%
% of FP17s for Band 1 Urgent Courses	1,760	27,841	6.3%	9.8%	9.2%	9.1%
% of FP17s Relating to Free Repair or Replacements	176	27,841	0.6%	1.0%	1.0%	0.8%
% of FP17s Relating to Continuations	353	27,841	1.3%	1.6%	1.4%	1.2%
% of Patients satisfied with the dentistry they have received	48	49	98.0%	93.7%	93.1%	92.8%
% of Patients satisfied with the time they had to wait for an appointment	48	49	98.0%	93.0%	89.5%	88.7%

* This is based on patients treated on this contract for their most recent course of treatment. Figures in italics indicate the base number of FP17s or Patient Questionnaire responses are less than 100. N/A is shown where the base number of responses is less than 10 during the period. % is calculated as Quantity/Base number*100

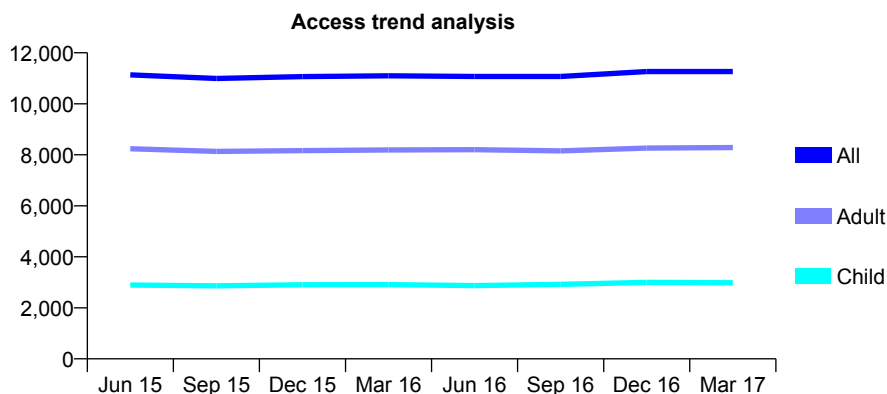
Q44 - Vital Signs At a Glance Contract Report for 138665/0001 - Year end March 2017

Name or company name	Johnson & Whitehouse
Contract type name	GDS Contract
Purpose of contract	General
Contract start date	01/04/2009
Contract end date	

16/17 Contracted general activity (UDA)	32,052
Carry forward general activity (UDA)	0
16/17 Contracted orthodontic activity (UOA)	0
Carry forward orthodontic activity (UOA)	0
Baseline contract value	£952,645.27

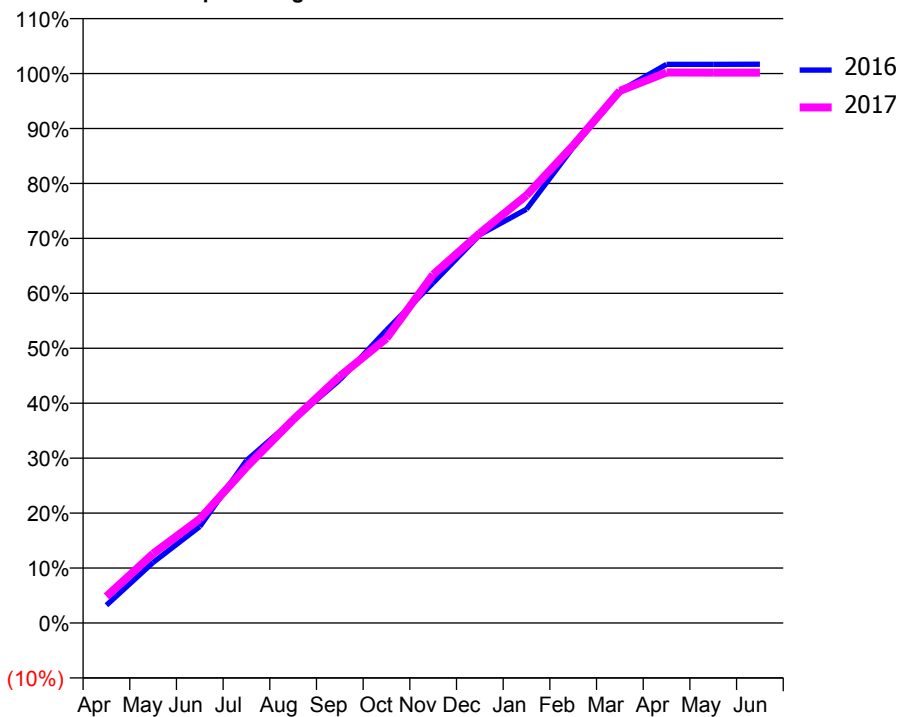
ACCESS*

Patients seen in 24 months	Total	Change since previous quarter
Quarter ending March 2016	11,100	
Quarter ending June 2016	11,071	→
Quarter ending September 2016	11,073	→
Quarter ending December 2016	11,264	→
Quarter ending March 2017	11,264	→
Variance since March 2016	1.5%	→



ACTIVITY

Cumulative percentage of contracted UDA delivered 2016 & 2017



Month	Adjusted Scheduled Activity (UDA)	
	2016	2017
April	1,038	1,548
May	3,536	4,052
June	5,627	6,074
July	9,478	9,095
August	11,853	11,855
September	14,182	14,393
October	17,083	16,602
November	19,846	20,325
December	22,651	22,740
January	24,138	24,948
February	27,752	27,856
March	31,031	31,040
April	32,586	32,108
May	32,586	32,105
June	32,592	32,103

QUALITY

	Quantity	Base Number	Contract	AT	Region	England
% of FP17s for the same patient ID Re-attending within 3 months - Children	663	4,512	14.7%	12.5%	13.3%	12.3%
% of FP17s for the same patient ID Re-attending within 3 months - Adults	2,496	10,995	22.7%	18.0%	17.3%	16.7%
% of FP17s for the same patient ID Re-attending between 3 & 9 months - Children	2,011	4,512	44.6%	57.1%	58.9%	57.6%
% of FP17s for the same patient ID Re-attending between 3 & 9 months - Adults	3,859	10,995	35.1%	50.6%	52.2%	50.1%
% of FP17s for Band 1 Urgent Courses	1,742	14,906	11.7%	9.8%	9.2%	9.1%
% of FP17s Relating to Free Repair or Replacements	288	14,906	1.9%	1.0%	1.0%	0.8%
% of FP17s Relating to Continuations	293	14,906	2.0%	1.6%	1.4%	1.2%
% of Patients satisfied with the dentistry they have received	20	20	100.0%	93.7%	93.1%	92.8%
% of Patients satisfied with the time they had to wait for an appointment	20	20	100.0%	93.0%	89.5%	88.7%

* This is based on patients treated on this contract for their most recent course of treatment. Figures in italics indicate the base number of FP17s or Patient Questionnaire responses are less than 100. N/A is shown where the base number of responses is less than 10 during the period. % is calculated as Quantity/Base number*100

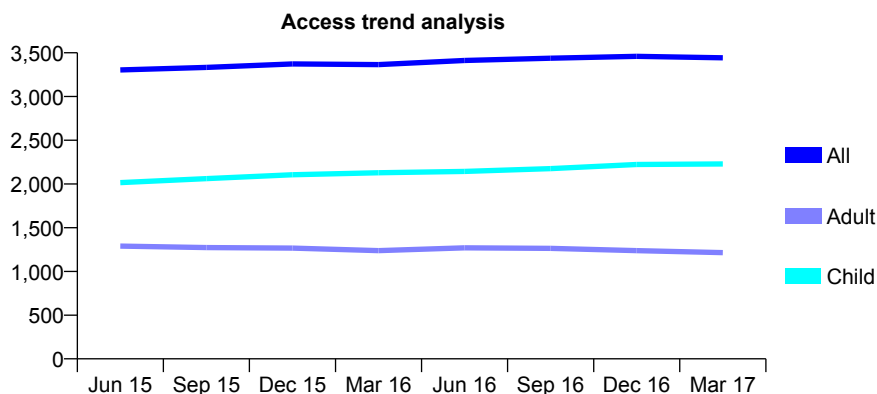
Q44 - Vital Signs At a Glance Contract Report for 138681/0001 - Year end March 2017

Name or company name	The Old Surgery Dental Practice Ltd
Contract type name	GDS Contract
Purpose of contract	General
Contract start date	01/04/2011
Contract end date	

16/17 Contracted general activity (UDA)	8,539
Carry forward general activity (UDA)	0
16/17 Contracted orthodontic activity (UOA)	0
Carry forward orthodontic activity (UOA)	0
Baseline contract value	£443,740.73

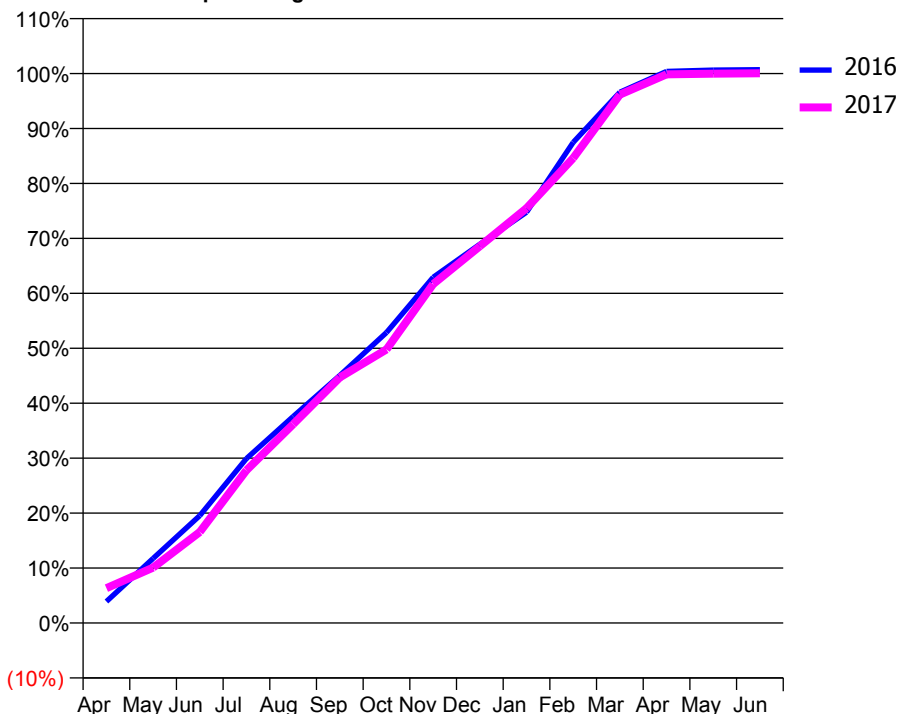
ACCESS*

Patients seen in 24 months	Total	Change since previous quarter
Quarter ending March 2016	3,365	
Quarter ending June 2016	3,412	→
Quarter ending September 2016	3,438	→
Quarter ending December 2016	3,460	→
Quarter ending March 2017	3,443	→
Variance since March 2016	2.3%	↑



ACTIVITY

Cumulative percentage of contracted UDA delivered 2016 & 2017



Month	Adjusted Scheduled Activity (UDA)	
	2016	2017
April	335	543
May	1,003	861
June	1,669	1,415
July	2,556	2,374
August	3,209	3,088
September	3,846	3,816
October	4,514	4,251
November	5,371	5,267
December	5,885	5,855
January	6,384	6,445
February	7,470	7,225
March	8,248	8,211
April	8,572	8,526
May	8,592	8,536
June	8,598	8,543

QUALITY

	Quantity	Base Number	Contract	AT	Region	England
% of FP17s for the same patient ID Re-attending within 3 months - Children	237	3,252	7.3%	12.5%	13.3%	12.3%
% of FP17s for the same patient ID Re-attending within 3 months - Adults	241	1,377	17.5%	18.0%	17.3%	16.7%
% of FP17s for the same patient ID Re-attending between 3 & 9 months - Children	1,596	3,252	49.1%	57.1%	58.9%	57.6%
% of FP17s for the same patient ID Re-attending between 3 & 9 months - Adults	614	1,377	44.6%	50.6%	52.2%	50.1%
% of FP17s for Band 1 Urgent Courses	383	4,626	8.3%	9.8%	9.2%	9.1%
% of FP17s Relating to Free Repair or Replacements	1	4,626	0.0%	1.0%	1.0%	0.8%
% of FP17s Relating to Continuations	0	4,626	0.0%	1.6%	1.4%	1.2%
% of Patients satisfied with the dentistry they have received	2	2	N/A	93.7%	93.1%	92.8%
% of Patients satisfied with the time they had to wait for an appointment	2	2	N/A	93.0%	89.5%	88.7%

* This is based on patients treated on this contract for their most recent course of treatment. Figures in italics indicate the base number of FP17s or Patient Questionnaire responses are less than 100. N/A is shown where the base number of responses is less than 10 during the period. % is calculated as Quantity/Base number*100

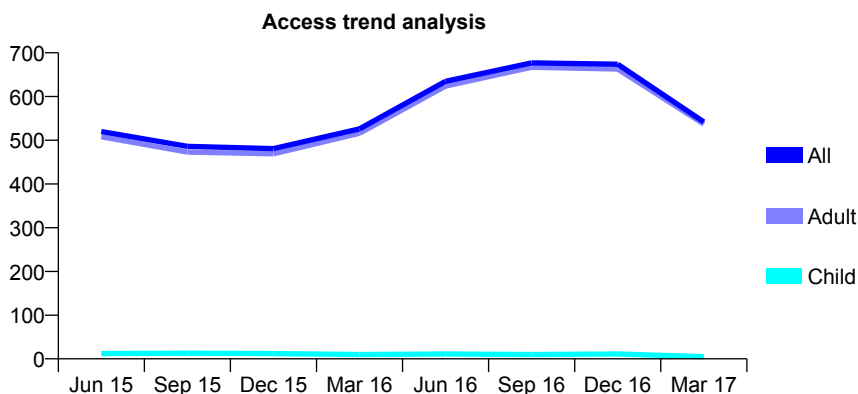
Q44 - Vital Signs At a Glance Contract Report for 138681/0002 - Year end March 2017

Name or company name	The Old Surgery Dental Practice Ltd
Contract type name	PDS Contract
Purpose of contract	General
Contract start date	01/04/2011
Contract end date	30/11/2016

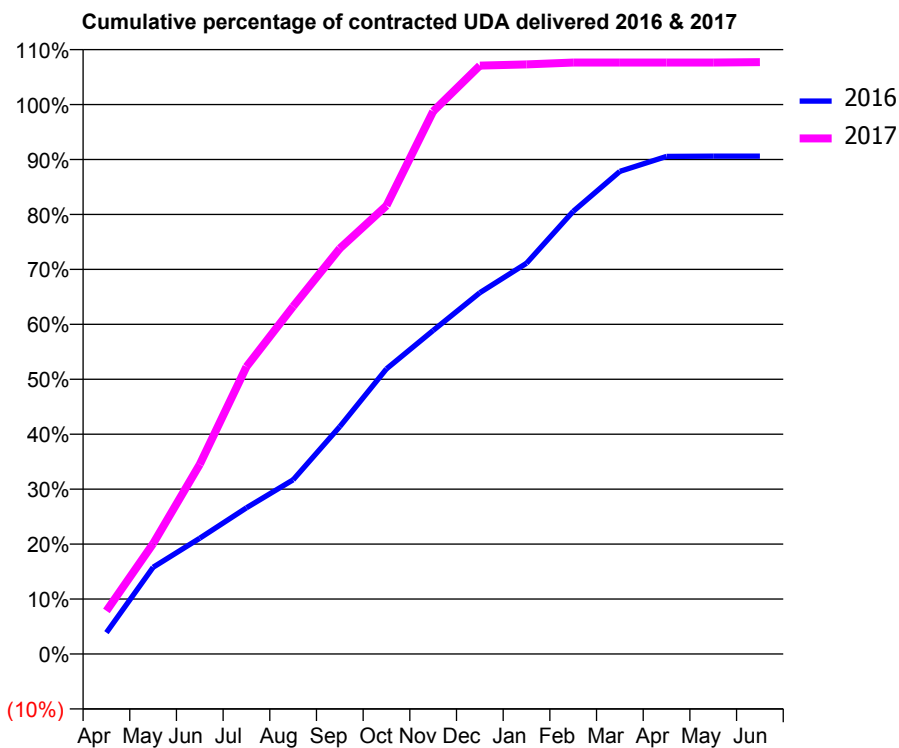
16/17 Contracted general activity (UDA)	1,440
Carry forward general activity (UDA)	0
16/17 Contracted orthodontic activity (UOA)	0
Carry forward orthodontic activity (UOA)	0
Baseline contract value	£107,372.34

ACCESS*

Patients seen in 24 months	Total	Change since previous quarter
Quarter ending March 2016	526	
Quarter ending June 2016	635	↑
Quarter ending September 2016	677	↑
Quarter ending December 2016	674	→
Quarter ending March 2017	542	↓
Variance since March 2016	3.0%	↑



ACTIVITY



Month	Adjusted Scheduled Activity (UDA)	
	2016	2017
April	84	113
May	341	289
June	455	497
July	575	753
August	685	911
September	894	1,063
October	1,121	1,175
November	1,272	1,422
December	1,420	1,542
January	1,536	1,545
February	1,740	1,550
March	1,897	1,550
April	1,956	1,550
May	1,957	1,550
June	1,957	1,551

QUALITY

	Quantity	Base Number	Contract	AT	Region	England
% of FP17s for the same patient ID Re-attending within 3 months - Children	0	15	0.0%	12.5%	13.3%	12.3%
% of FP17s for the same patient ID Re-attending within 3 months - Adults	3	580	0.5%	18.0%	17.3%	16.7%
% of FP17s for the same patient ID Re-attending between 3 & 9 months - Children	0	15	0.0%	57.1%	58.9%	57.6%
% of FP17s for the same patient ID Re-attending between 3 & 9 months - Adults	5	580	0.9%	50.6%	52.2%	50.1%
% of FP17s for Band 1 Urgent Courses	0	573	0.0%	9.8%	9.2%	9.1%
% of FP17s Relating to Free Repair or Replacements	0	573	0.0%	1.0%	1.0%	0.8%
% of FP17s Relating to Continuations	0	573	0.0%	1.6%	1.4%	1.2%
% of Patients satisfied with the dentistry they have received	1	1	N/A	93.7%	93.1%	92.8%
% of Patients satisfied with the time they had to wait for an appointment	1	1	N/A	93.0%	89.5%	88.7%

* This is based on patients treated on this contract for their most recent course of treatment. Figures in italics indicate the base number of FP17s or Patient Questionnaire responses are less than 100. N/A is shown where the base number of responses is less than 10 during the period. % is calculated as Quantity/Base number*100

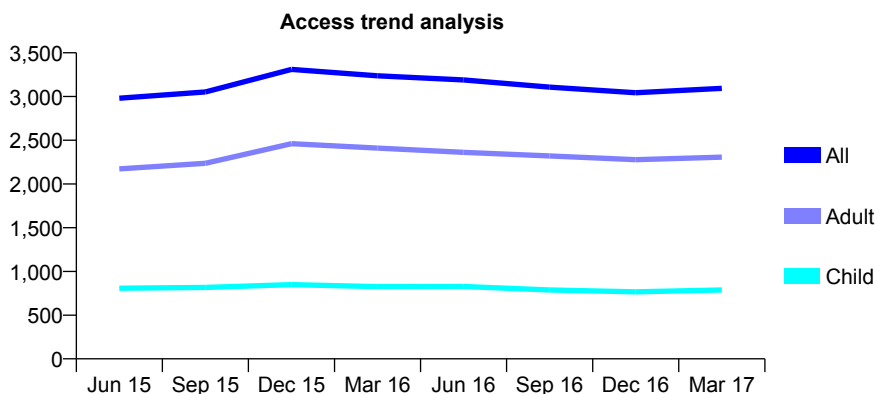
Q44 - Vital Signs At a Glance Contract Report for 138711/0001 - Year end March 2017

Name or company name	Warren Drive Dental Practice
Contract type name	GDS Contract
Purpose of contract	General
Contract start date	01/04/2006
Contract end date	

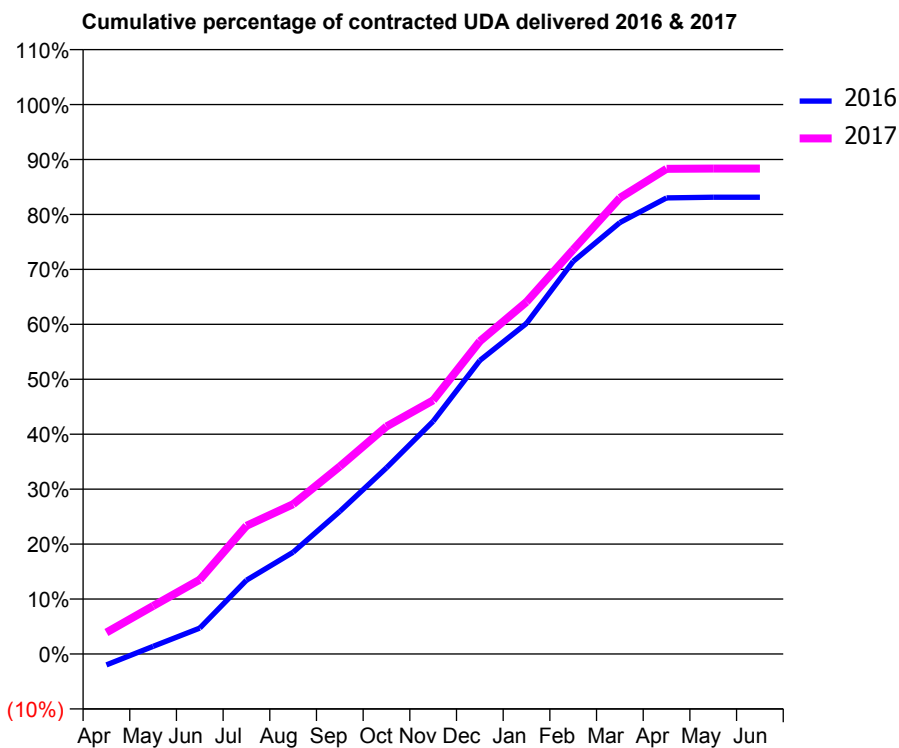
16/17 Contracted general activity (UDA)	8,407
Carry forward general activity (UDA)	0
16/17 Contracted orthodontic activity (UOA)	0
Carry forward orthodontic activity (UOA)	0
Baseline contract value	£257,693.42

ACCESS*

Patients seen in 24 months	Total	Change since previous quarter
Quarter ending March 2016	3,237	
Quarter ending June 2016	3,189	↓
Quarter ending September 2016	3,108	↓
Quarter ending December 2016	3,044	↓
Quarter ending March 2017	3,093	→
Variance since March 2016	(4.4%)	↓



ACTIVITY



Month	Adjusted Scheduled Activity (UDA)	
	2016	2017
April	-169	329
May	118	735
June	398	1,138
July	1,128	1,961
August	1,557	2,293
September	2,181	2,870
October	2,850	3,481
November	3,561	3,881
December	4,491	4,784
January	5,058	5,387
February	6,006	6,187
March	6,600	6,979
April	6,979	7,423
May	6,989	7,427
June	6,989	7,427

QUALITY

	Quantity	Base Number	Contract	AT	Region	England
% of FP17s for the same patient ID Re-attending within 3 months - Children	86	1,063	8.1%	12.5%	13.3%	12.3%
% of FP17s for the same patient ID Re-attending within 3 months - Adults	709	3,155	22.5%	18.0%	17.3%	16.7%
% of FP17s for the same patient ID Re-attending between 3 & 9 months - Children	506	1,063	47.6%	57.1%	58.9%	57.6%
% of FP17s for the same patient ID Re-attending between 3 & 9 months - Adults	1,365	3,155	43.3%	50.6%	52.2%	50.1%
% of FP17s for Band 1 Urgent Courses	705	3,468	20.3%	9.8%	9.2%	9.1%
% of FP17s Relating to Free Repair or Replacements	24	3,468	0.7%	1.0%	1.0%	0.8%
% of FP17s Relating to Continuations	43	3,468	1.2%	1.6%	1.4%	1.2%
% of Patients satisfied with the dentistry they have received	6	7	N/A	93.7%	93.1%	92.8%
% of Patients satisfied with the time they had to wait for an appointment	7	7	N/A	93.0%	89.5%	88.7%

* This is based on patients treated on this contract for their most recent course of treatment. Figures in italics indicate the base number of FP17s or Patient Questionnaire responses are less than 100. N/A is shown where the base number of responses is less than 10 during the period. % is calculated as Quantity/Base number*100

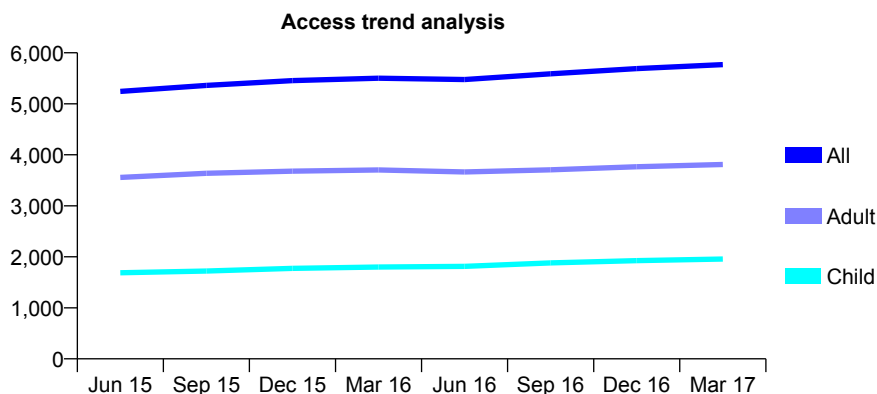
Q44 - Vital Signs At a Glance Contract Report for 139467/0001 - Year end March 2017

Name or company name	Sandon Dental Practice
Contract type name	GDS Contract
Purpose of contract	General
Contract start date	01/01/2011
Contract end date	

16/17 Contracted general activity (UDA)	11,145
Carry forward general activity (UDA)	138
16/17 Contracted orthodontic activity (UOA)	0
Carry forward orthodontic activity (UOA)	0
Baseline contract value	£264,789.27

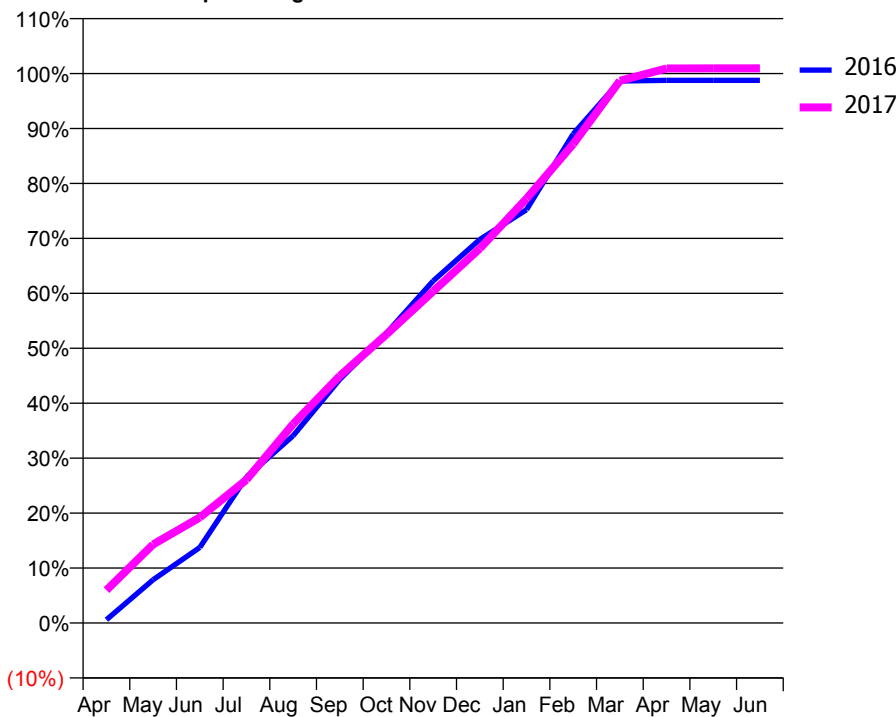
ACCESS*

Patients seen in 24 months	Total	Change since previous quarter
Quarter ending March 2016	5,502	
Quarter ending June 2016	5,475	→
Quarter ending September 2016	5,587	↑
Quarter ending December 2016	5,691	→
Quarter ending March 2017	5,769	→
Variance since March 2016	4.9%	↑



ACTIVITY

Cumulative percentage of contracted UDA delivered 2016 & 2017



Adjusted Scheduled Activity (UDA)

Month	2016	2017
April	68	666
May	877	1,595
June	1,533	2,139
July	2,961	2,905
August	3,797	4,036
September	4,941	5,013
October	5,882	5,854
November	6,938	6,728
December	7,780	7,597
January	8,382	8,608
February	9,920	9,712
March	10,992	10,998
April	11,006	11,248
May	11,007	11,249
June	11,007	11,250

QUALITY

	Quantity	Base Number	Contract	AT	Region	England
% of FP17s for the same patient ID Re-attending within 3 months - Children	260	2,975	8.7%	12.5%	13.3%	12.3%
% of FP17s for the same patient ID Re-attending within 3 months - Adults	759	4,585	16.6%	18.0%	17.3%	16.7%
% of FP17s for the same patient ID Re-attending between 3 & 9 months - Children	1,766	2,975	59.4%	57.1%	58.9%	57.6%
% of FP17s for the same patient ID Re-attending between 3 & 9 months - Adults	1,979	4,585	43.2%	50.6%	52.2%	50.1%
% of FP17s for Band 1 Urgent Courses	626	6,458	9.7%	9.8%	9.2%	9.1%
% of FP17s Relating to Free Repair or Replacements	17	6,458	0.3%	1.0%	1.0%	0.8%
% of FP17s Relating to Continuations	104	6,458	1.6%	1.6%	1.4%	1.2%
% of Patients satisfied with the dentistry they have received	10	12	83.3%	93.7%	93.1%	92.8%
% of Patients satisfied with the time they had to wait for an appointment	12	12	100.0%	93.0%	89.5%	88.7%

* This is based on patients treated on this contract for their most recent course of treatment. Figures in italics indicate the base number of FP17s or Patient Questionnaire responses are less than 100. N/A is shown where the base number of responses is less than 10 during the period. % is calculated as Quantity/Base number*100

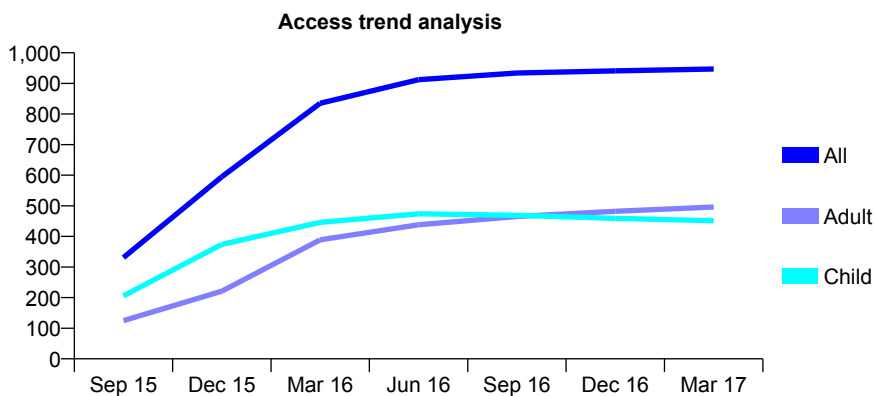
Q44 - Vital Signs At a Glance Contract Report for 140678/0001 - Year end March 2017

Name or company name	Allen House Dental Practice
Contract type name	GDS Contract
Purpose of contract	General
Contract start date	01/07/2015
Contract end date	

16/17 Contracted general activity (UDA)	2,821
Carry forward general activity (UDA)	0
16/17 Contracted orthodontic activity (UOA)	0
Carry forward orthodontic activity (UOA)	0
Baseline contract value	£84,898.44

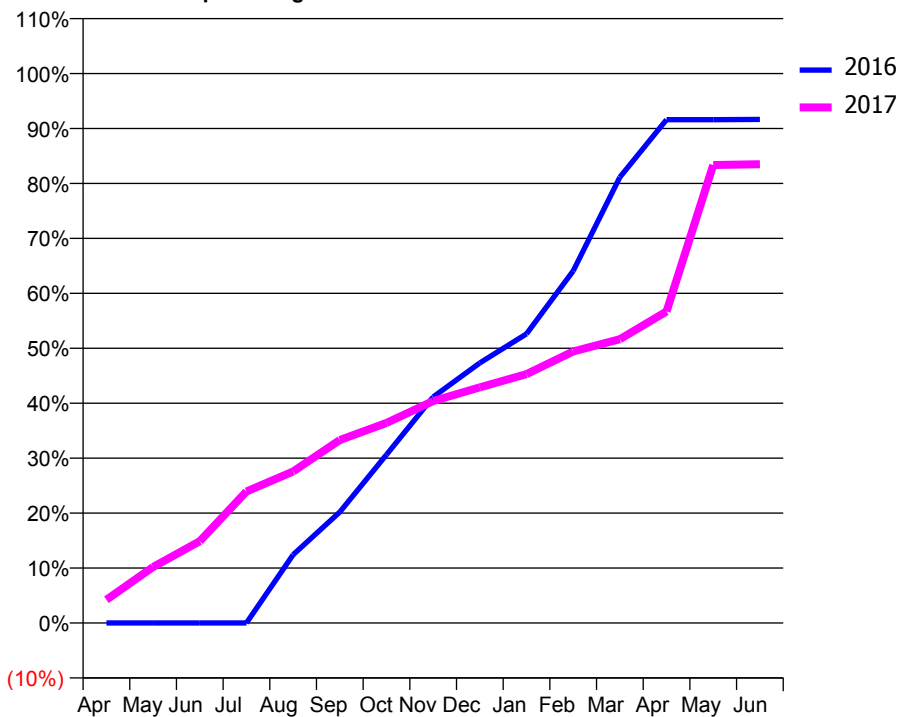
ACCESS*

Patients seen in 24 months	Total	Change since previous quarter
Quarter ending March 2016	835	
Quarter ending June 2016	912	↑
Quarter ending September 2016	934	↑
Quarter ending December 2016	941	→
Quarter ending March 2017	947	→
Variance since March 2016	13.4%	↑



ACTIVITY

Cumulative percentage of contracted UDA delivered 2016 & 2017



Adjusted Scheduled Activity (UDA)

Month	2016	2017
April	0	120
May	0	288
June	0	420
July	0	676
August	276	778
September	449	940
October	680	1,027
November	914	1,139
December	1,051	1,210
January	1,169	1,278
February	1,423	1,394
March	1,802	1,457
April	2,035	1,599
May	2,035	2,351
June	2,036	2,355

QUALITY

	Quantity	Base Number	Contract	AT	Region	England
% of FP17s for the same patient ID Re-attending within 3 months - Children	45	537	8.4%	12.5%	13.3%	12.3%
% of FP17s for the same patient ID Re-attending within 3 months - Adults	50	384	13.0%	18.0%	17.3%	16.7%
% of FP17s for the same patient ID Re-attending between 3 & 9 months - Children	336	537	62.6%	57.1%	58.9%	57.6%
% of FP17s for the same patient ID Re-attending between 3 & 9 months - Adults	176	384	45.8%	50.6%	52.2%	50.1%
% of FP17s for Band 1 Urgent Courses	82	1,369	6.0%	9.8%	9.2%	9.1%
% of FP17s Relating to Free Repair or Replacements	0	1,369	0.0%	1.0%	1.0%	0.8%
% of FP17s Relating to Continuations	0	1,369	0.0%	1.6%	1.4%	1.2%
% of Patients satisfied with the dentistry they have received	1	1	N/A	93.7%	93.1%	92.8%
% of Patients satisfied with the time they had to wait for an appointment	1	1	N/A	93.0%	89.5%	88.7%

* This is based on patients treated on this contract for their most recent course of treatment. Figures in italics indicate the base number of FP17s or Patient Questionnaire responses are less than 100. N/A is shown where the base number of responses is less than 10 during the period. % is calculated as Quantity/Base number*100

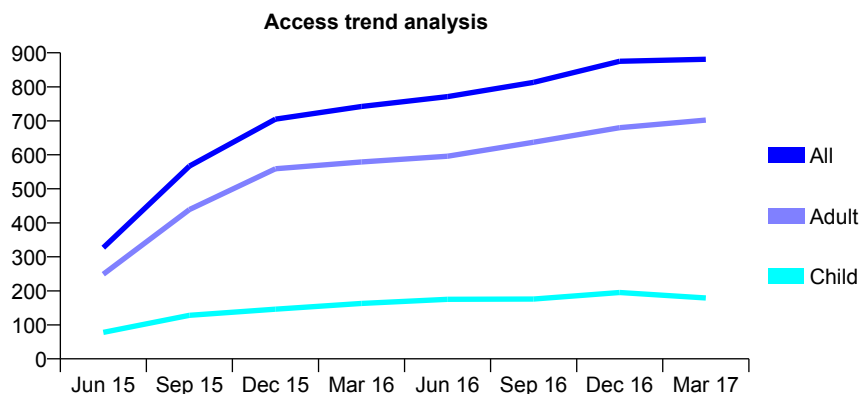
Q44 - Vital Signs At a Glance Contract Report for 141305/0016 - Year end March 2017

Name or company name	East Cheshire NHS Trust
Contract type name	PDS Contract
Purpose of contract	General
Contract start date	01/04/2015
Contract end date	31/03/2018

16/17 Contracted general activity (UDA)	4,150
Carry forward general activity (UDA)	0
16/17 Contracted orthodontic activity (UOA)	0
Carry forward orthodontic activity (UOA)	0
Baseline contract value	£780,372.63

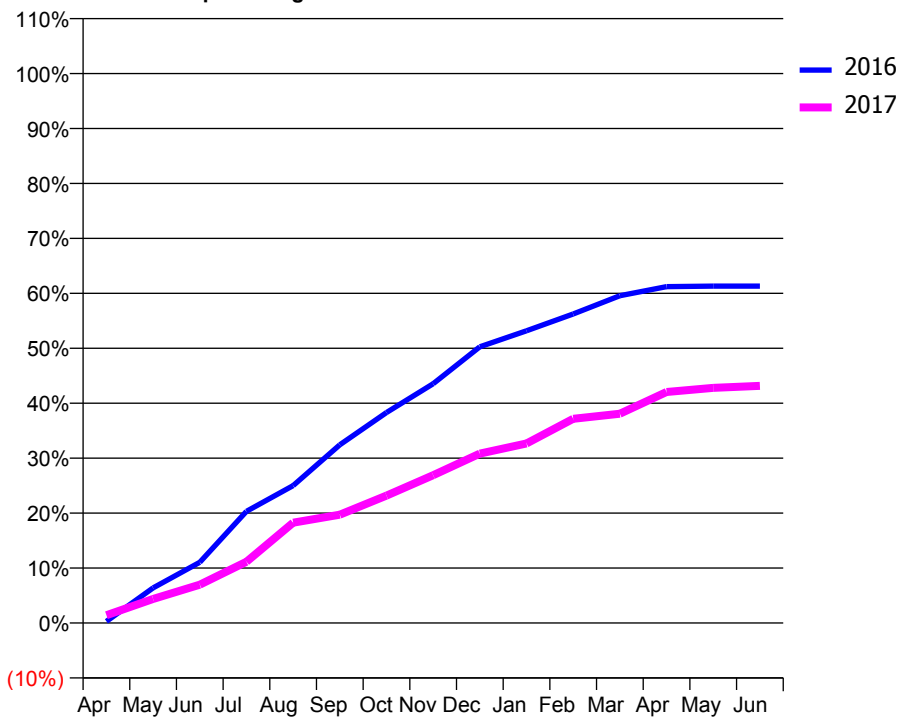
ACCESS*

Patients seen in 24 months	Total	Change since previous quarter
Quarter ending March 2016	742	
Quarter ending June 2016	771	↑
Quarter ending September 2016	813	↑
Quarter ending December 2016	875	↑
Quarter ending March 2017	881	→
Variance since March 2016	18.7%	↑



ACTIVITY

Cumulative percentage of contracted UDA delivered 2016 & 2017



Adjusted Scheduled Activity (UDA)

Month	2016	2017
April	13	59
May	265	182
June	459	290
July	843	463
August	1,038	758
September	1,346	818
October	1,590	962
November	1,808	1,117
December	2,086	1,279
January	2,207	1,356
February	2,334	1,542
March	2,472	1,580
April	2,540	1,745
May	2,544	1,776
June	2,544	1,791

QUALITY

	Quantity	Base Number	Contract	AT	Region	England
% of FP17s for the same patient ID Re-attending within 3 months - Children	11	180	6.1%	12.5%	13.3%	12.3%
% of FP17s for the same patient ID Re-attending within 3 months - Adults	53	563	9.4%	18.0%	17.3%	16.7%
% of FP17s for the same patient ID Re-attending between 3 & 9 months - Children	20	180	11.1%	57.1%	58.9%	57.6%
% of FP17s for the same patient ID Re-attending between 3 & 9 months - Adults	142	563	25.2%	50.6%	52.2%	50.1%
% of FP17s for Band 1 Urgent Courses	61	784	7.8%	9.8%	9.2%	9.1%
% of FP17s Relating to Free Repair or Replacements	1	784	0.1%	1.0%	1.0%	0.8%
% of FP17s Relating to Continuations	1	784	0.1%	1.6%	1.4%	1.2%
% of Patients satisfied with the dentistry they have received	1	2	N/A	93.7%	93.1%	92.8%
% of Patients satisfied with the time they had to wait for an appointment	2	2	N/A	93.0%	89.5%	88.7%

* This is based on patients treated on this contract for their most recent course of treatment. Figures in italics indicate the base number of FP17s or Patient Questionnaire responses are less than 100. N/A is shown where the base number of responses is less than 10 during the period. % is calculated as Quantity/Base number*100

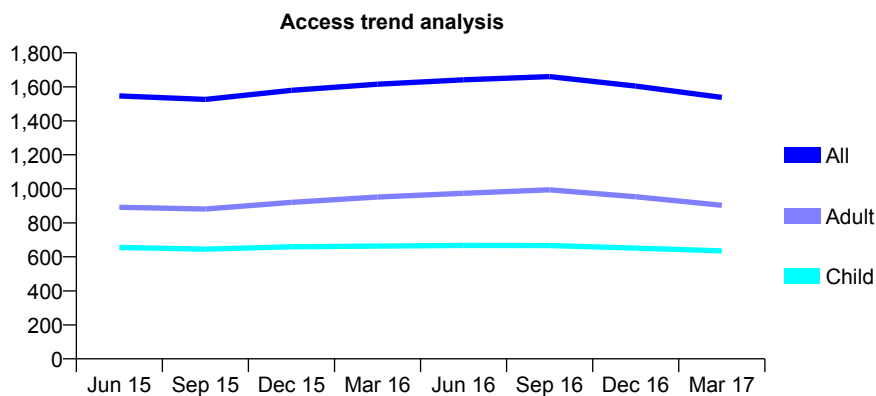
Q44 - Vital Signs At a Glance Contract Report for 141380/0001 - Year end March 2017

Name or company name	Jackson & Lax
Contract type name	GDS Contract
Purpose of contract	General
Contract start date	01/04/2009
Contract end date	

16/17 Contracted general activity (UDA)	5,000
Carry forward general activity (UDA)	0
16/17 Contracted orthodontic activity (UOA)	0
Carry forward orthodontic activity (UOA)	0
Baseline contract value	£129,700.01

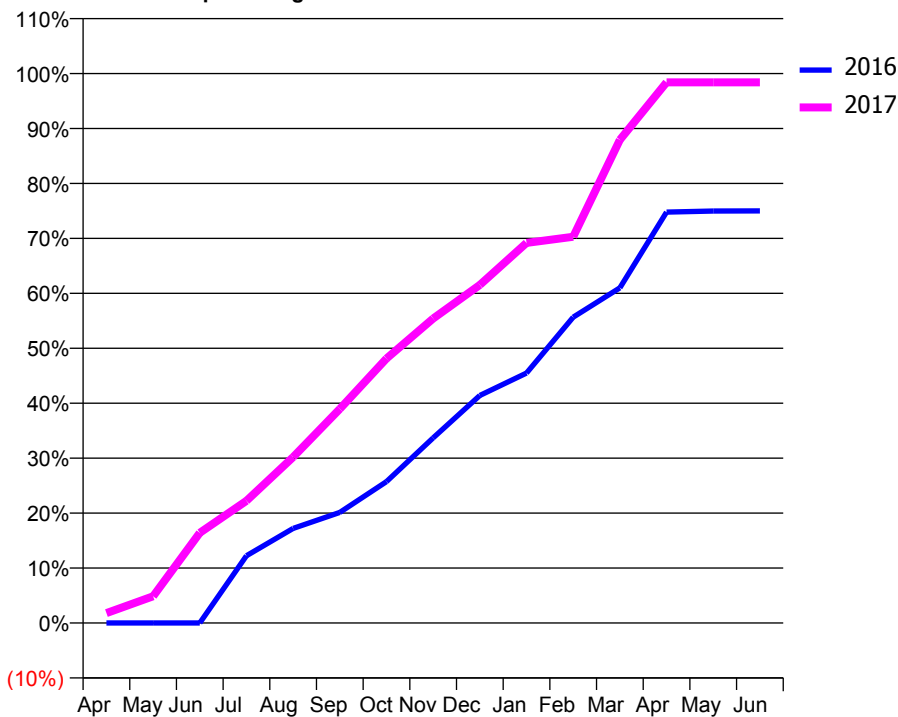
ACCESS*

Patients seen in 24 months	Total	Change since previous quarter
Quarter ending March 2016	1,615	
Quarter ending June 2016	1,641	→
Quarter ending September 2016	1,660	→
Quarter ending December 2016	1,604	↓
Quarter ending March 2017	1,538	↓
Variance since March 2016	(4.8%)	↓



ACTIVITY

Cumulative percentage of contracted UDA delivered 2016 & 2017



Adjusted Scheduled Activity (UDA)

Month	2016	2017
April	1	90
May	1	244
June	1	821
July	731	1,113
August	1,028	1,510
September	1,201	1,948
October	1,537	2,407
November	2,012	2,770
December	2,472	3,077
January	2,716	3,458
February	3,323	3,515
March	3,641	4,396
April	4,464	4,919
May	4,476	4,919
June	4,477	4,919

QUALITY

	Quantity	Base Number	Contract	AT	Region	England
% of FP17s for the same patient ID Re-attending within 3 months - Children	94	1,066	8.8%	12.5%	13.3%	12.3%
% of FP17s for the same patient ID Re-attending within 3 months - Adults	204	1,294	15.8%	18.0%	17.3%	16.7%
% of FP17s for the same patient ID Re-attending between 3 & 9 months - Children	700	1,066	65.7%	57.1%	58.9%	57.6%
% of FP17s for the same patient ID Re-attending between 3 & 9 months - Adults	748	1,294	57.8%	50.6%	52.2%	50.1%
% of FP17s for Band 1 Urgent Courses	152	2,238	6.8%	9.8%	9.2%	9.1%
% of FP17s Relating to Free Repair or Replacements	3	2,238	0.1%	1.0%	1.0%	0.8%
% of FP17s Relating to Continuations	39	2,238	1.7%	1.6%	1.4%	1.2%
% of Patients satisfied with the dentistry they have received	3	3	N/A	93.7%	93.1%	92.8%
% of Patients satisfied with the time they had to wait for an appointment	2	3	N/A	93.0%	89.5%	88.7%

* This is based on patients treated on this contract for their most recent course of treatment. Figures in italics indicate the base number of FP17s or Patient Questionnaire responses are less than 100. N/A is shown where the base number of responses is less than 10 during the period. % is calculated as Quantity/Base number*100

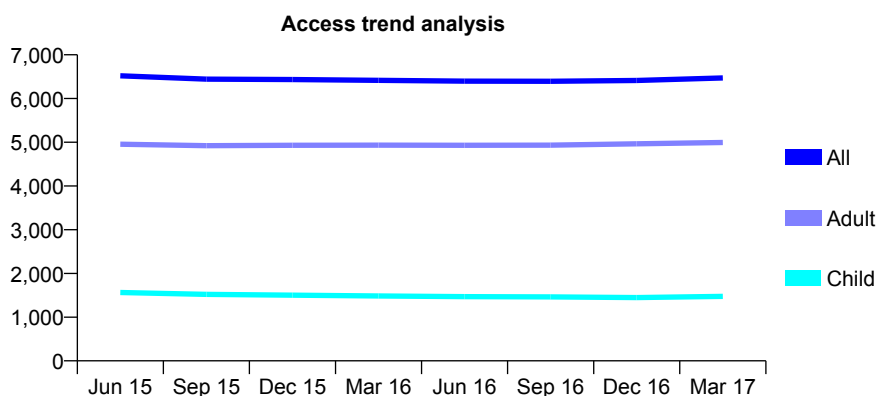
Q44 - Vital Signs At a Glance Contract Report for 142239/0001 - Year end March 2017

Name or company name	Banks House Dental Practice
Contract type name	GDS Contract
Purpose of contract	General
Contract start date	01/04/2006
Contract end date	

16/17 Contracted general activity (UDA)	18,342
Carry forward general activity (UDA)	0
16/17 Contracted orthodontic activity (UOA)	0
Carry forward orthodontic activity (UOA)	0
Baseline contract value	£529,789.08

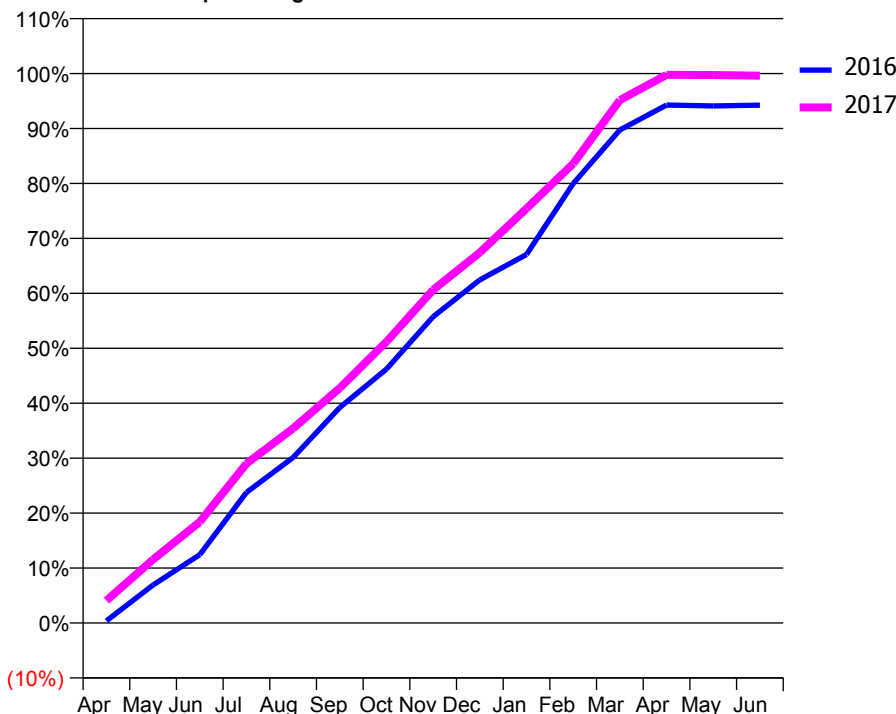
ACCESS*

Patients seen in 24 months	Total	Change since previous quarter
Quarter ending March 2016	6,416	
Quarter ending June 2016	6,399	→
Quarter ending September 2016	6,396	→
Quarter ending December 2016	6,413	→
Quarter ending March 2017	6,471	→
Variance since March 2016	0.9%	→



ACTIVITY

Cumulative percentage of contracted UDA delivered 2016 & 2017



Month	Adjusted Scheduled Activity (UDA)	
	2016	2017
April	73	751
May	1,273	2,120
June	2,280	3,378
July	4,362	5,322
August	5,525	6,495
September	7,193	7,846
October	8,476	9,389
November	10,225	11,121
December	11,455	12,367
January	12,299	13,836
February	14,669	15,332
March	16,456	17,453
April	17,289	18,297
May	17,259	18,290
June	17,286	18,271

QUALITY

	Quantity	Base Number	Contract	AT	Region	England
% of FP17s for the same patient ID Re-attending within 3 months - Children	429	2,624	16.3%	12.5%	13.3%	12.3%
% of FP17s for the same patient ID Re-attending within 3 months - Adults	806	5,811	13.9%	18.0%	17.3%	16.7%
% of FP17s for the same patient ID Re-attending between 3 & 9 months - Children	1,412	2,624	53.8%	57.1%	58.9%	57.6%
% of FP17s for the same patient ID Re-attending between 3 & 9 months - Adults	1,815	5,811	31.2%	50.6%	52.2%	50.1%
% of FP17s for Band 1 Urgent Courses	466	8,407	5.5%	9.8%	9.2%	9.1%
% of FP17s Relating to Free Repair or Replacements	190	8,407	2.3%	1.0%	1.0%	0.8%
% of FP17s Relating to Continuations	65	8,407	0.8%	1.6%	1.4%	1.2%
% of Patients satisfied with the dentistry they have received	19	19	100.0%	93.7%	93.1%	92.8%
% of Patients satisfied with the time they had to wait for an appointment	19	19	100.0%	93.0%	89.5%	88.7%

* This is based on patients treated on this contract for their most recent course of treatment. Figures in italics indicate the base number of FP17s or Patient Questionnaire responses are less than 100. N/A is shown where the base number of responses is less than 10 during the period. % is calculated as Quantity/Base number*100

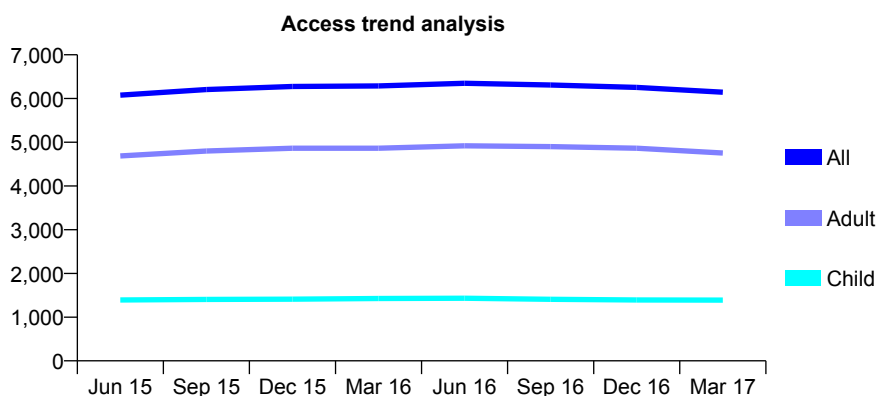
Q44 - Vital Signs At a Glance Contract Report for 143243/0001 - Year end March 2017

Name or company name	IDH Ltd
Contract type name	GDS Contract
Purpose of contract	General
Contract start date	01/07/2008
Contract end date	

16/17 Contracted general activity (UDA)	16,035
Carry forward general activity (UDA)	0
16/17 Contracted orthodontic activity (UOA)	0
Carry forward orthodontic activity (UOA)	0
Baseline contract value	£454,906.31

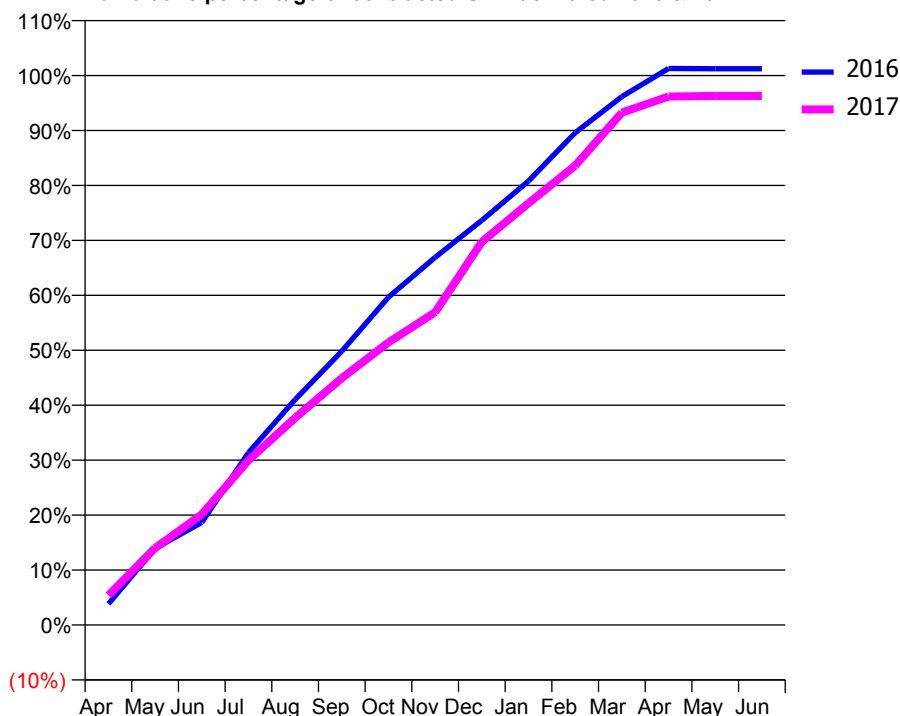
ACCESS*

Patients seen in 24 months	Total	Change since previous quarter
Quarter ending March 2016	6,289	
Quarter ending June 2016	6,348	→
Quarter ending September 2016	6,309	→
Quarter ending December 2016	6,253	→
Quarter ending March 2017	6,143	↓
Variance since March 2016	(2.3%)	↓



ACTIVITY

Cumulative percentage of contracted UDA delivered 2016 & 2017



Month	Adjusted Scheduled Activity (UDA)	
	2016	2017
April	615	867
May	2,236	2,248
June	2,993	3,228
July	5,030	4,809
August	6,577	6,045
September	7,990	7,204
October	9,566	8,246
November	10,729	9,126
December	11,808	11,183
January	12,954	12,310
February	14,366	13,407
March	15,419	14,950
April	16,242	15,422
May	16,231	15,437
June	16,231	15,437

QUALITY

	Quantity	Base Number	Contract	AT	Region	England
% of FP17s for the same patient ID Re-attending within 3 months - Children	124	1,843	6.7%	12.5%	13.3%	12.3%
% of FP17s for the same patient ID Re-attending within 3 months - Adults	815	5,681	14.3%	18.0%	17.3%	16.7%
% of FP17s for the same patient ID Re-attending between 3 & 9 months - Children	848	1,843	46.0%	57.1%	58.9%	57.6%
% of FP17s for the same patient ID Re-attending between 3 & 9 months - Adults	2,499	5,681	44.0%	50.6%	52.2%	50.1%
% of FP17s for Band 1 Urgent Courses	503	7,377	6.8%	9.8%	9.2%	9.1%
% of FP17s Relating to Free Repair or Replacements	54	7,377	0.7%	1.0%	1.0%	0.8%
% of FP17s Relating to Continuations	230	7,377	3.1%	1.6%	1.4%	1.2%
% of Patients satisfied with the dentistry they have received	14	14	100.0%	93.7%	93.1%	92.8%
% of Patients satisfied with the time they had to wait for an appointment	13	14	92.9%	93.0%	89.5%	88.7%

* This is based on patients treated on this contract for their most recent course of treatment. Figures in italics indicate the base number of FP17s or Patient Questionnaire responses are less than 100. N/A is shown where the base number of responses is less than 10 during the period. % is calculated as Quantity/Base number*100

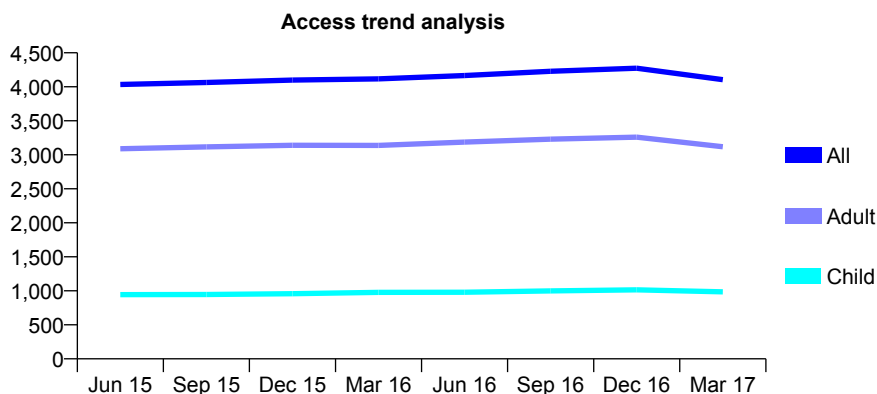
Q44 - Vital Signs At a Glance Contract Report for 143243/0002 - Year end March 2017

Name or company name	IDH Ltd
Contract type name	GDS Contract
Purpose of contract	General
Contract start date	01/07/2008
Contract end date	

16/17 Contracted general activity (UDA)	12,500
Carry forward general activity (UDA)	0
16/17 Contracted orthodontic activity (UOA)	0
Carry forward orthodontic activity (UOA)	0
Baseline contract value	£311,436.75

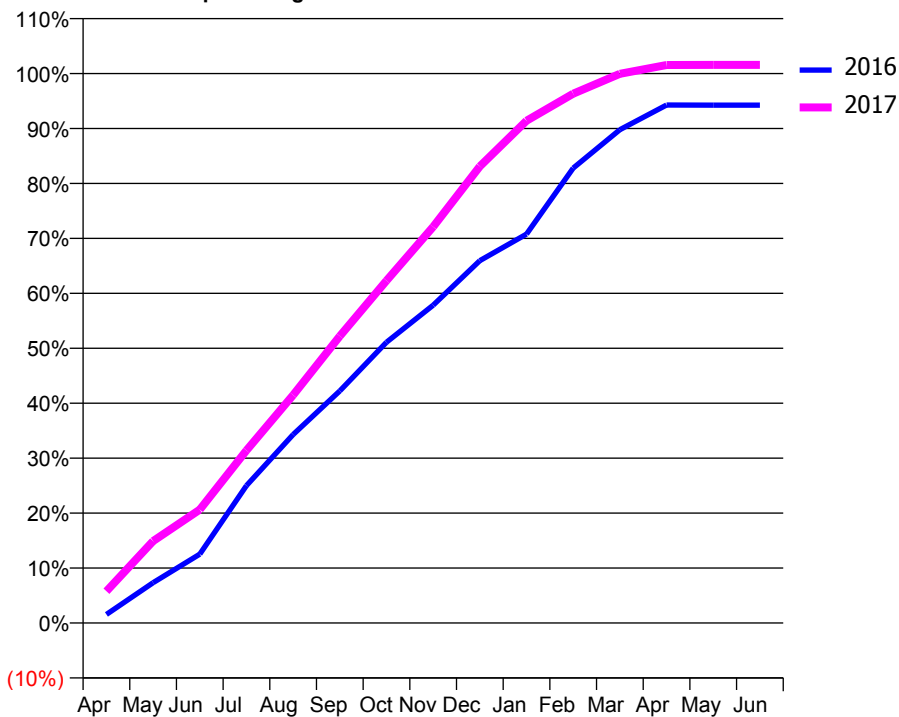
ACCESS*

Patients seen in 24 months	Total	Change since previous quarter
Quarter ending March 2016	4,117	
Quarter ending June 2016	4,166	→
Quarter ending September 2016	4,229	→
Quarter ending December 2016	4,274	→
Quarter ending March 2017	4,104	↓
Variance since March 2016	(0.3%)	→



ACTIVITY

Cumulative percentage of contracted UDA delivered 2016 & 2017



Adjusted Scheduled Activity (UDA)

Month	2016	2017
April	197	722
May	916	1,864
June	1,567	2,580
July	3,126	3,928
August	4,287	5,187
September	5,279	6,525
October	6,388	7,788
November	7,231	9,015
December	8,242	10,389
January	8,846	11,426
February	10,347	12,040
March	11,221	12,494
April	11,784	12,694
May	11,781	12,696
June	11,781	12,696

QUALITY

	Quantity	Base Number	Contract	AT	Region	England
% of FP17s for the same patient ID Re-attending within 3 months - Children	140	1,446	9.7%	12.5%	13.3%	12.3%
% of FP17s for the same patient ID Re-attending within 3 months - Adults	629	4,206	15.0%	18.0%	17.3%	16.7%
% of FP17s for the same patient ID Re-attending between 3 & 9 months - Children	877	1,446	60.7%	57.1%	58.9%	57.6%
% of FP17s for the same patient ID Re-attending between 3 & 9 months - Adults	2,433	4,206	57.8%	50.6%	52.2%	50.1%
% of FP17s for Band 1 Urgent Courses	656	5,453	12.0%	9.8%	9.2%	9.1%
% of FP17s Relating to Free Repair or Replacements	71	5,453	1.3%	1.0%	1.0%	0.8%
% of FP17s Relating to Continuations	91	5,453	1.7%	1.6%	1.4%	1.2%
% of Patients satisfied with the dentistry they have received	13	13	100.0%	93.7%	93.1%	92.8%
% of Patients satisfied with the time they had to wait for an appointment	12	13	92.3%	93.0%	89.5%	88.7%

* This is based on patients treated on this contract for their most recent course of treatment. Figures in italics indicate the base number of FP17s or Patient Questionnaire responses are less than 100. N/A is shown where the base number of responses is less than 10 during the period. % is calculated as Quantity/Base number*100

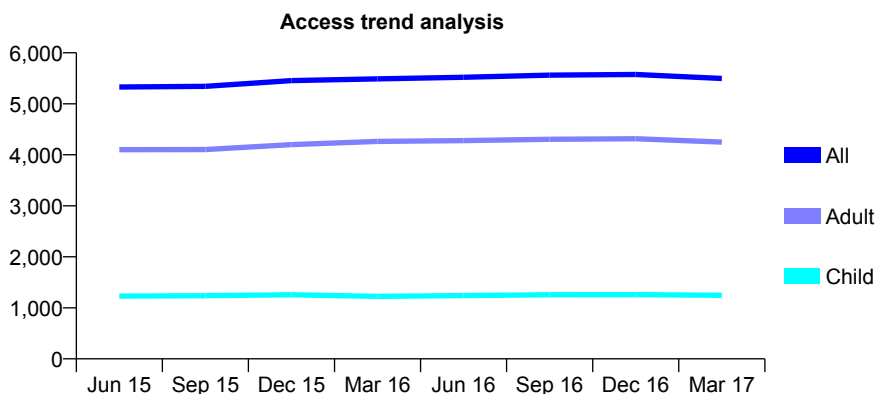
Q44 - Vital Signs At a Glance Contract Report for 143243/0003 - Year end March 2017

Name or company name	IDH Ltd
Contract type name	GDS Contract
Purpose of contract	General
Contract start date	01/07/2008
Contract end date	

16/17 Contracted general activity (UDA)	15,700
Carry forward general activity (UDA)	275
16/17 Contracted orthodontic activity (UOA)	0
Carry forward orthodontic activity (UOA)	0
Baseline contract value	£438,391.36

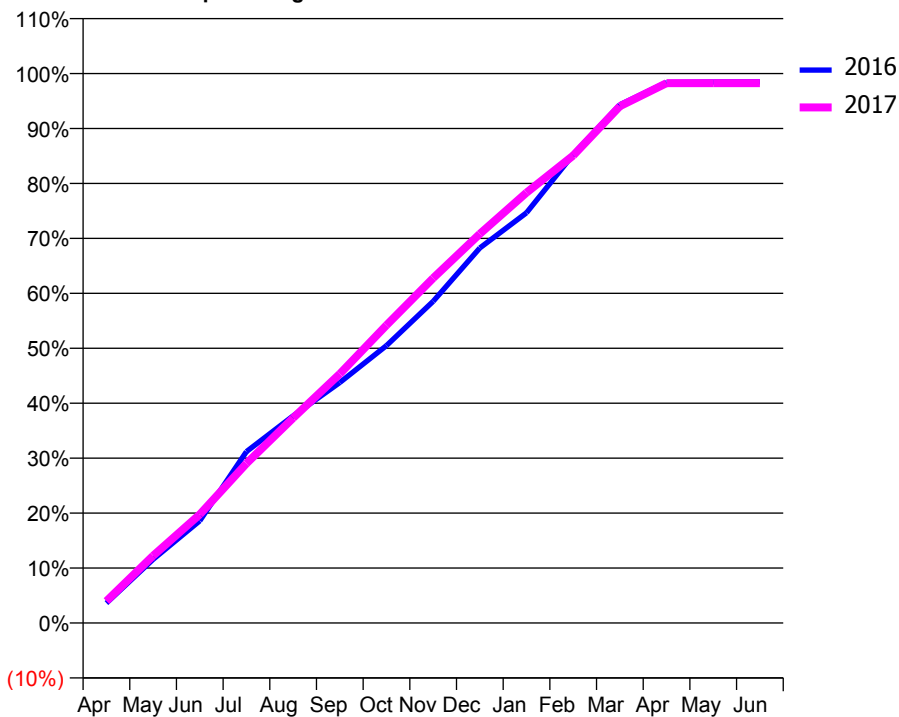
ACCESS*

Patients seen in 24 months	Total	Change since previous quarter
Quarter ending March 2016	5,489	
Quarter ending June 2016	5,520	→
Quarter ending September 2016	5,562	→
Quarter ending December 2016	5,574	→
Quarter ending March 2017	5,496	↓
Variance since March 2016	0.1%	→



ACTIVITY

Cumulative percentage of contracted UDA delivered 2016 & 2017



Month	Adjusted Scheduled Activity (UDA)	
	2016	2017
April	568	627
May	1,821	1,922
June	2,922	3,105
July	4,898	4,559
August	5,917	5,857
September	6,870	7,119
October	7,926	8,511
November	9,193	9,856
December	10,715	11,121
January	11,722	12,297
February	13,388	13,356
March	14,808	14,765
April	15,445	15,426
May	15,458	15,426
June	15,462	15,426

QUALITY

	Quantity	Base Number	Contract	AT	Region	England
% of FP17s for the same patient ID Re-attending within 3 months - Children	139	2,089	6.7%	12.5%	13.3%	12.3%
% of FP17s for the same patient ID Re-attending within 3 months - Adults	998	5,681	17.6%	18.0%	17.3%	16.7%
% of FP17s for the same patient ID Re-attending between 3 & 9 months - Children	1,300	2,089	62.2%	57.1%	58.9%	57.6%
% of FP17s for the same patient ID Re-attending between 3 & 9 months - Adults	2,663	5,681	46.9%	50.6%	52.2%	50.1%
% of FP17s for Band 1 Urgent Courses	719	7,719	9.3%	9.8%	9.2%	9.1%
% of FP17s Relating to Free Repair or Replacements	97	7,719	1.3%	1.0%	1.0%	0.8%
% of FP17s Relating to Continuations	279	7,719	3.6%	1.6%	1.4%	1.2%
% of Patients satisfied with the dentistry they have received	21	21	100.0%	93.7%	93.1%	92.8%
% of Patients satisfied with the time they had to wait for an appointment	21	21	100.0%	93.0%	89.5%	88.7%

* This is based on patients treated on this contract for their most recent course of treatment. Figures in italics indicate the base number of FP17s or Patient Questionnaire responses are less than 100. N/A is shown where the base number of responses is less than 10 during the period. % is calculated as Quantity/Base number*100

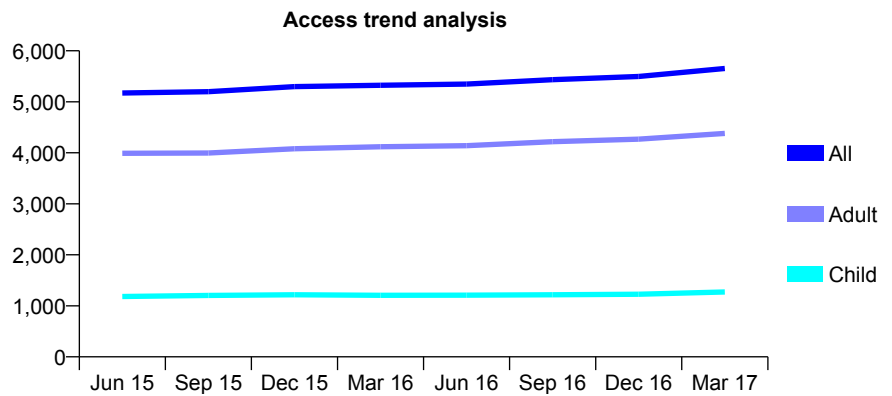
Q44 - Vital Signs At a Glance Contract Report for 143243/0004 - Year end March 2017

Name or company name	IDH Ltd
Contract type name	GDS Contract
Purpose of contract	General
Contract start date	01/07/2008
Contract end date	

16/17 Contracted general activity (UDA)	17,095
Carry forward general activity (UDA)	24
16/17 Contracted orthodontic activity (UOA)	0
Carry forward orthodontic activity (UOA)	0
Baseline contract value	£363,675.71

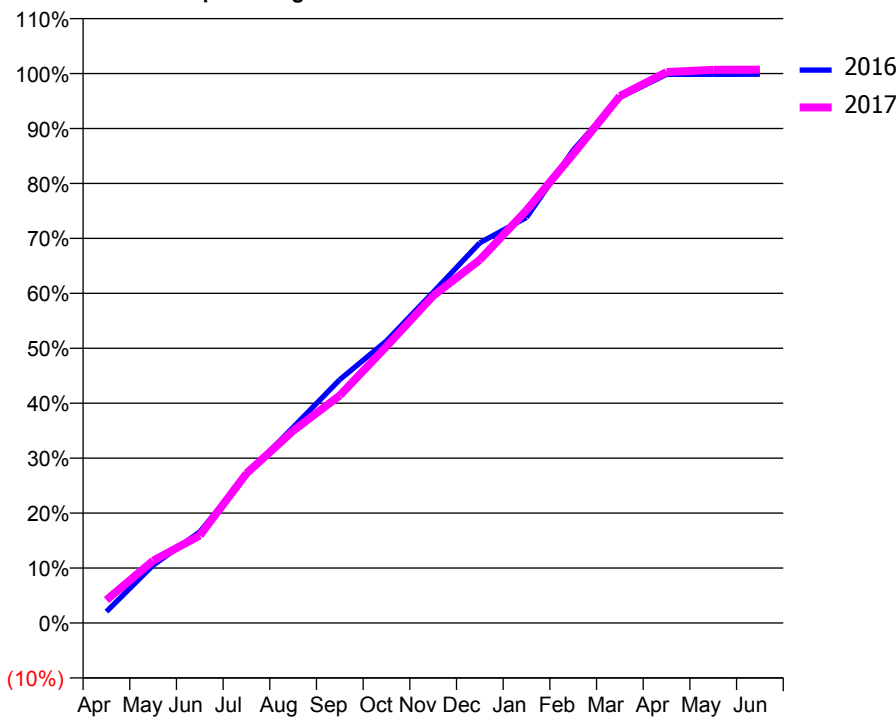
ACCESS*

Patients seen in 24 months	Total	Change since previous quarter
Quarter ending March 2016	5,325	
Quarter ending June 2016	5,349	→
Quarter ending September 2016	5,434	→
Quarter ending December 2016	5,496	→
Quarter ending March 2017	5,653	↑
Variance since March 2016	6.2%	↑



ACTIVITY

Cumulative percentage of contracted UDA delivered 2016 & 2017



Month	Adjusted Scheduled Activity (UDA)	
	2016	2017
April	355	717
May	1,797	1,940
June	2,835	2,725
July	4,612	4,652
August	6,087	5,981
September	7,572	7,081
October	8,777	8,606
November	10,291	10,177
December	11,829	11,297
January	12,616	12,842
February	14,712	14,586
March	16,351	16,395
April	17,070	17,139
May	17,070	17,211
June	17,071	17,212

QUALITY

	Quantity	Base Number	Contract	AT	Region	England
% of FP17s for the same patient ID Re-attending within 3 months - Children	105	1,827	5.7%	12.5%	13.3%	12.3%
% of FP17s for the same patient ID Re-attending within 3 months - Adults	735	5,989	12.3%	18.0%	17.3%	16.7%
% of FP17s for the same patient ID Re-attending between 3 & 9 months - Children	1,002	1,827	54.8%	57.1%	58.9%	57.6%
% of FP17s for the same patient ID Re-attending between 3 & 9 months - Adults	3,221	5,989	53.8%	50.6%	52.2%	50.1%
% of FP17s for Band 1 Urgent Courses	582	7,885	7.4%	9.8%	9.2%	9.1%
% of FP17s Relating to Free Repair or Replacements	62	7,885	0.8%	1.0%	1.0%	0.8%
% of FP17s Relating to Continuations	118	7,885	1.5%	1.6%	1.4%	1.2%
% of Patients satisfied with the dentistry they have received	13	17	76.5%	93.7%	93.1%	92.8%
% of Patients satisfied with the time they had to wait for an appointment	16	17	94.1%	93.0%	89.5%	88.7%

* This is based on patients treated on this contract for their most recent course of treatment. Figures in italics indicate the base number of FP17s or Patient Questionnaire responses are less than 100. N/A is shown where the base number of responses is less than 10 during the period. % is calculated as Quantity/Base number*100

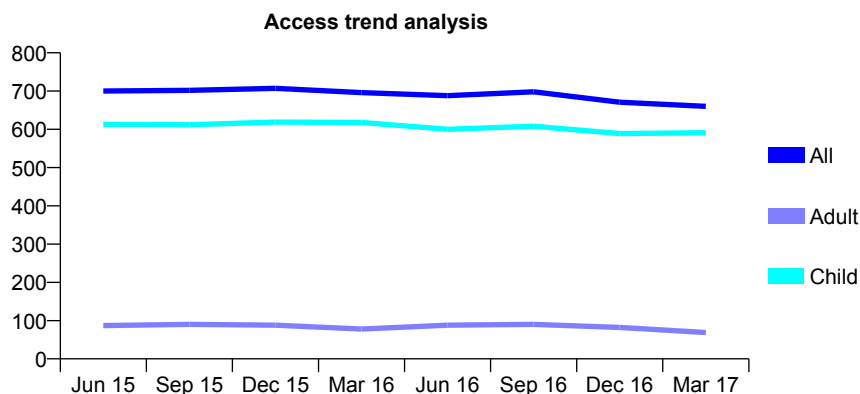
Q44 - Vital Signs At a Glance Contract Report for 144606/0001 - Year end March 2017

Name or company name	Rock House Dental Practice
Contract type name	GDS Contract
Purpose of contract	General
Contract start date	01/11/2011
Contract end date	

16/17 Contracted general activity (UDA)	1,498
Carry forward general activity (UDA)	0
16/17 Contracted orthodontic activity (UOA)	0
Carry forward orthodontic activity (UOA)	0
Baseline contract value	£38,051.62

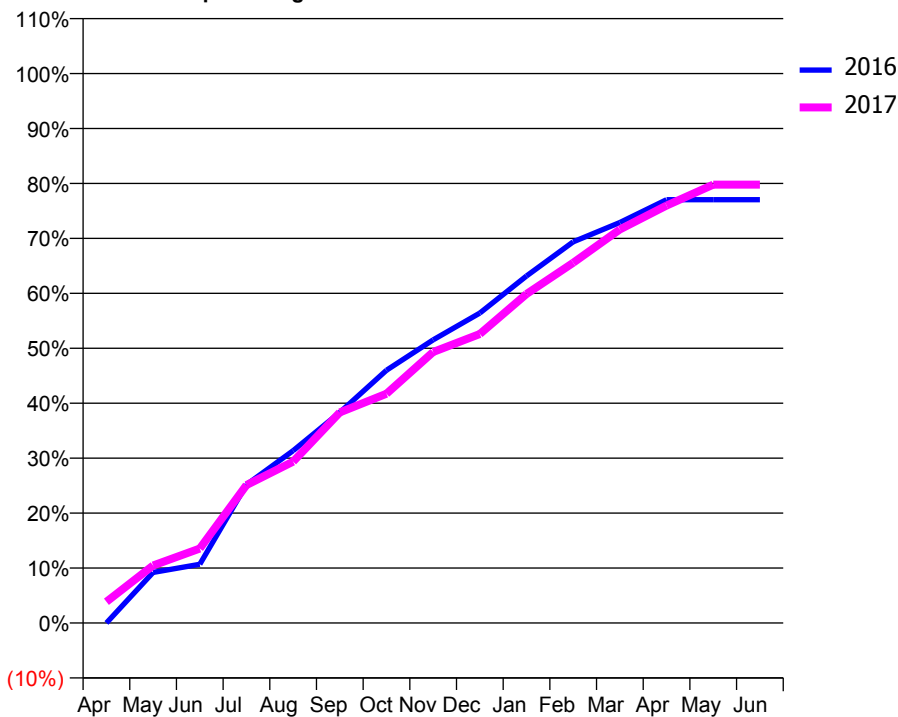
ACCESS*

Patients seen in 24 months	Total	Change since previous quarter
Quarter ending March 2016	696	
Quarter ending June 2016	688	↓
Quarter ending September 2016	698	→
Quarter ending December 2016	671	↓
Quarter ending March 2017	660	↓
Variance since March 2016	(5.2%)	↓



ACTIVITY

Cumulative percentage of contracted UDA delivered 2016 & 2017



Month	Adjusted Scheduled Activity (UDA)	
	2016	2017
April	0	58
May	138	157
June	160	203
July	377	376
August	470	440
September	574	574
October	689	625
November	772	739
December	845	788
January	946	897
February	1,039	982
March	1,092	1,073
April	1,154	1,138
May	1,154	1,195
June	1,154	1,195

QUALITY

	Quantity	Base Number	Contract	AT	Region	England
% of FP17s for the same patient ID Re-attending within 3 months - Children	58	879	6.6%	12.5%	13.3%	12.3%
% of FP17s for the same patient ID Re-attending within 3 months - Adults	0	1	0.0%	18.0%	17.3%	16.7%
% of FP17s for the same patient ID Re-attending between 3 & 9 months - Children	511	879	58.1%	57.1%	58.9%	57.6%
% of FP17s for the same patient ID Re-attending between 3 & 9 months - Adults	0	1	0.0%	50.6%	52.2%	50.1%
% of FP17s for Band 1 Urgent Courses	0	910	0.0%	9.8%	9.2%	9.1%
% of FP17s Relating to Free Repair or Replacements	0	910	0.0%	1.0%	1.0%	0.8%
% of FP17s Relating to Continuations	24	910	2.6%	1.6%	1.4%	1.2%
% of Patients satisfied with the dentistry they have received	0	0	N/A	93.7%	93.1%	92.8%
% of Patients satisfied with the time they had to wait for an appointment	0	0	N/A	93.0%	89.5%	88.7%

* This is based on patients treated on this contract for their most recent course of treatment. Figures in italics indicate the base number of FP17s or Patient Questionnaire responses are less than 100. N/A is shown where the base number of responses is less than 10 during the period. % is calculated as Quantity/Base number*100

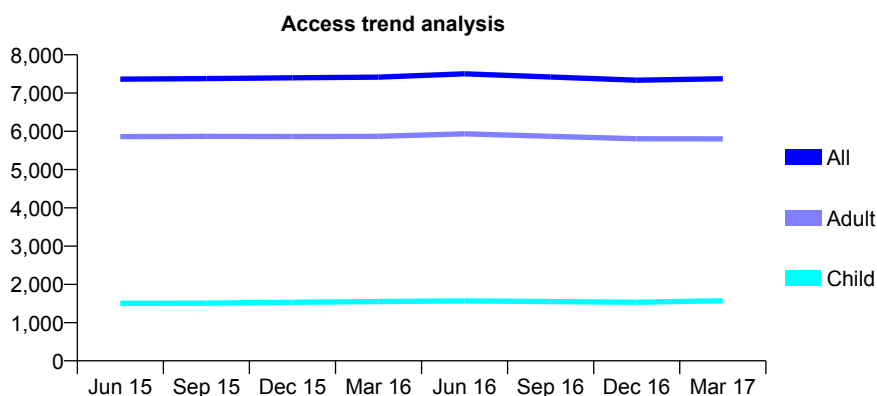
Q44 - Vital Signs At a Glance Contract Report for 144673/0001 - Year end March 2017

Name or company name	WK Dent Limited
Contract type name	GDS Contract
Purpose of contract	General
Contract start date	01/04/2010
Contract end date	

16/17 Contracted general activity (UDA)	24,500
Carry forward general activity (UDA)	0
16/17 Contracted orthodontic activity (UOA)	0
Carry forward orthodontic activity (UOA)	0
Baseline contract value	£532,877.57

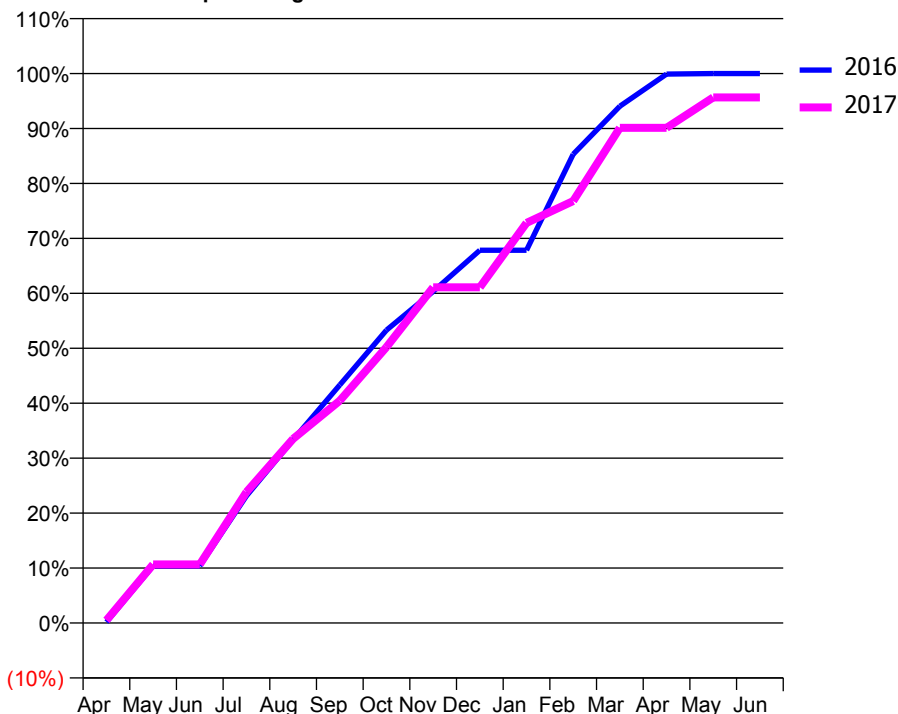
ACCESS*

Patients seen in 24 months	Total	Change since previous quarter
Quarter ending March 2016	7,417	
Quarter ending June 2016	7,503	→
Quarter ending September 2016	7,420	↓
Quarter ending December 2016	7,337	↓
Quarter ending March 2017	7,374	→
Variance since March 2016	(0.6%)	→



ACTIVITY

Cumulative percentage of contracted UDA delivered 2016 & 2017



Month	Adjusted Scheduled Activity (UDA)	
	2016	2017
April	46	122
May	2,550	2,615
June	2,550	2,615
July	5,670	5,841
August	8,171	8,214
September	10,617	9,914
October	13,057	12,307
November	14,783	14,970
December	16,618	14,970
January	16,618	17,839
February	20,898	18,816
March	23,039	22,080
April	24,475	22,080
May	24,500	23,435
June	24,500	23,435

QUALITY

	Quantity	Base Number	Contract	AT	Region	England
% of FP17s for the same patient ID Re-attending within 3 months - Children	199	2,889	6.9%	12.5%	13.3%	12.3%
% of FP17s for the same patient ID Re-attending within 3 months - Adults	1,692	10,402	16.3%	18.0%	17.3%	16.7%
% of FP17s for the same patient ID Re-attending between 3 & 9 months - Children	2,099	2,889	72.7%	57.1%	58.9%	57.6%
% of FP17s for the same patient ID Re-attending between 3 & 9 months - Adults	7,176	10,402	69.0%	50.6%	52.2%	50.1%
% of FP17s for Band 1 Urgent Courses	561	13,161	4.3%	9.8%	9.2%	9.1%
% of FP17s Relating to Free Repair or Replacements	141	13,161	1.1%	1.0%	1.0%	0.8%
% of FP17s Relating to Continuations	90	13,161	0.7%	1.6%	1.4%	1.2%
% of Patients satisfied with the dentistry they have received	12	14	85.7%	93.7%	93.1%	92.8%
% of Patients satisfied with the time they had to wait for an appointment	12	14	85.7%	93.0%	89.5%	88.7%

* This is based on patients treated on this contract for their most recent course of treatment. Figures in italics indicate the base number of FP17s or Patient Questionnaire responses are less than 100. N/A is shown where the base number of responses is less than 10 during the period. % is calculated as Quantity/Base number*100

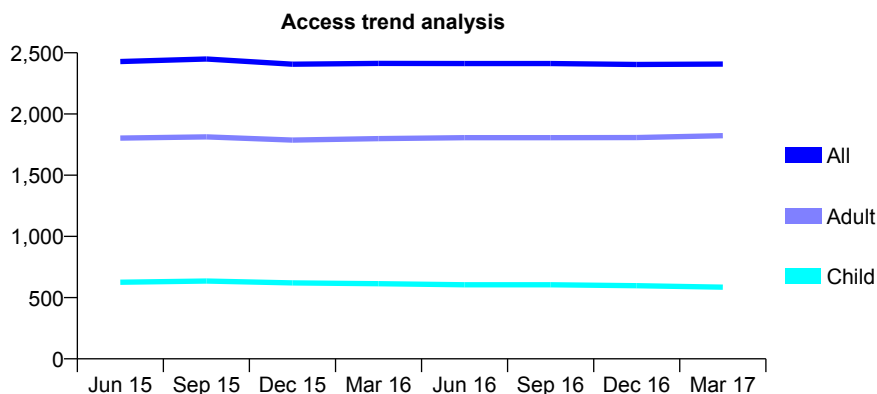
Q44 - Vital Signs At a Glance Contract Report for 145378/0001 - Year end March 2017

Name or company name	Medinox Ltd
Contract type name	GDS Contract
Purpose of contract	General
Contract start date	01/01/2007
Contract end date	

16/17 Contracted general activity (UDA)	8,631
Carry forward general activity (UDA)	0
16/17 Contracted orthodontic activity (UOA)	0
Carry forward orthodontic activity (UOA)	0
Baseline contract value	£205,233.01

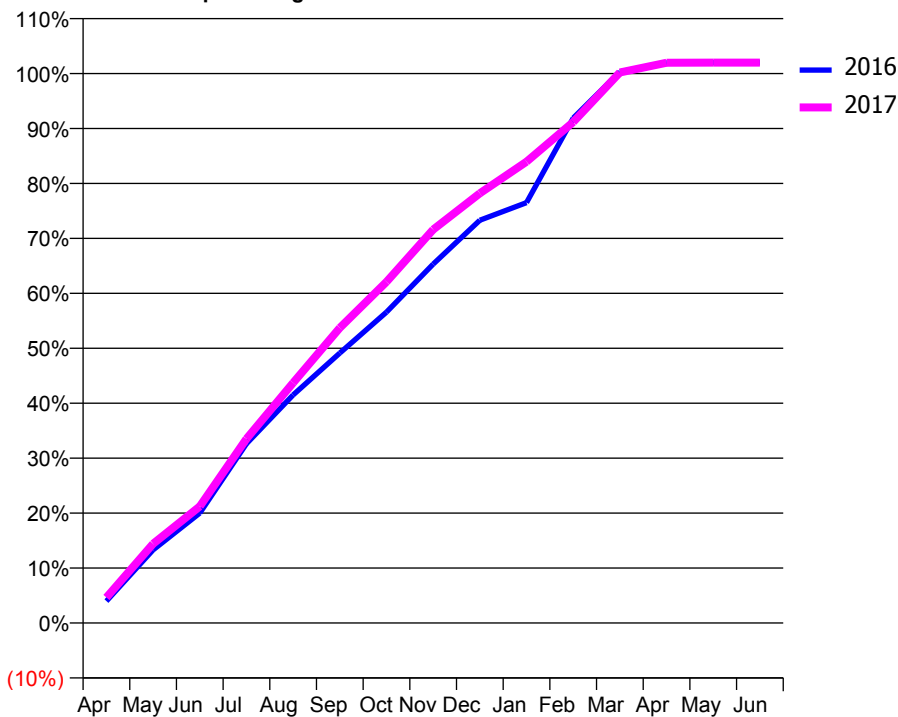
ACCESS*

Patients seen in 24 months	Total	Change since previous quarter
Quarter ending March 2016	2,413	
Quarter ending June 2016	2,412	→
Quarter ending September 2016	2,412	→
Quarter ending December 2016	2,405	→
Quarter ending March 2017	2,408	→
Variance since March 2016	(0.2%)	→



ACTIVITY

Cumulative percentage of contracted UDA delivered 2016 & 2017



Adjusted Scheduled Activity (UDA)

Month	2016	2017
April	345	401
May	1,148	1,244
June	1,726	1,832
July	2,816	2,894
August	3,583	3,772
September	4,240	4,636
October	4,884	5,359
November	5,637	6,179
December	6,326	6,750
January	6,603	7,246
February	7,932	7,868
March	8,658	8,647
April	8,803	8,800
May	8,803	8,801
June	8,803	8,801

QUALITY

	Quantity	Base Number	Contract	AT	Region	England
% of FP17s for the same patient ID Re-attending within 3 months - Children	62	978	6.3%	12.5%	13.3%	12.3%
% of FP17s for the same patient ID Re-attending within 3 months - Adults	502	2,860	17.6%	18.0%	17.3%	16.7%
% of FP17s for the same patient ID Re-attending between 3 & 9 months - Children	675	978	69.0%	57.1%	58.9%	57.6%
% of FP17s for the same patient ID Re-attending between 3 & 9 months - Adults	1,532	2,860	53.6%	50.6%	52.2%	50.1%
% of FP17s for Band 1 Urgent Courses	181	3,844	4.7%	9.8%	9.2%	9.1%
% of FP17s Relating to Free Repair or Replacements	36	3,844	0.9%	1.0%	1.0%	0.8%
% of FP17s Relating to Continuations	117	3,844	3.0%	1.6%	1.4%	1.2%
% of Patients satisfied with the dentistry they have received	11	11	100.0%	93.7%	93.1%	92.8%
% of Patients satisfied with the time they had to wait for an appointment	11	11	100.0%	93.0%	89.5%	88.7%

* This is based on patients treated on this contract for their most recent course of treatment. Figures in italics indicate the base number of FP17s or Patient Questionnaire responses are less than 100. N/A is shown where the base number of responses is less than 10 during the period. % is calculated as Quantity/Base number*100

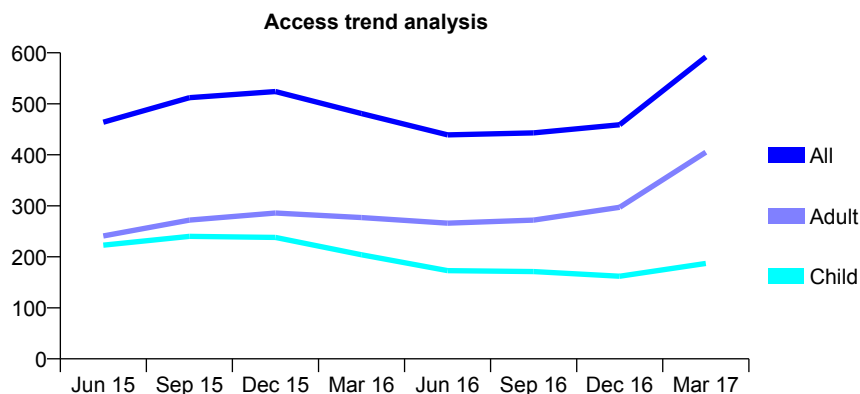
Q44 - Vital Signs At a Glance Contract Report for 146951/0001 - Year end March 2017

Name or company name	Chester Smiles
Contract type name	GDS Contract
Purpose of contract	General
Contract start date	01/04/2014
Contract end date	

16/17 Contracted general activity (UDA)	1,400
Carry forward general activity (UDA)	32
16/17 Contracted orthodontic activity (UOA)	0
Carry forward orthodontic activity (UOA)	0
Baseline contract value	£29,579.29

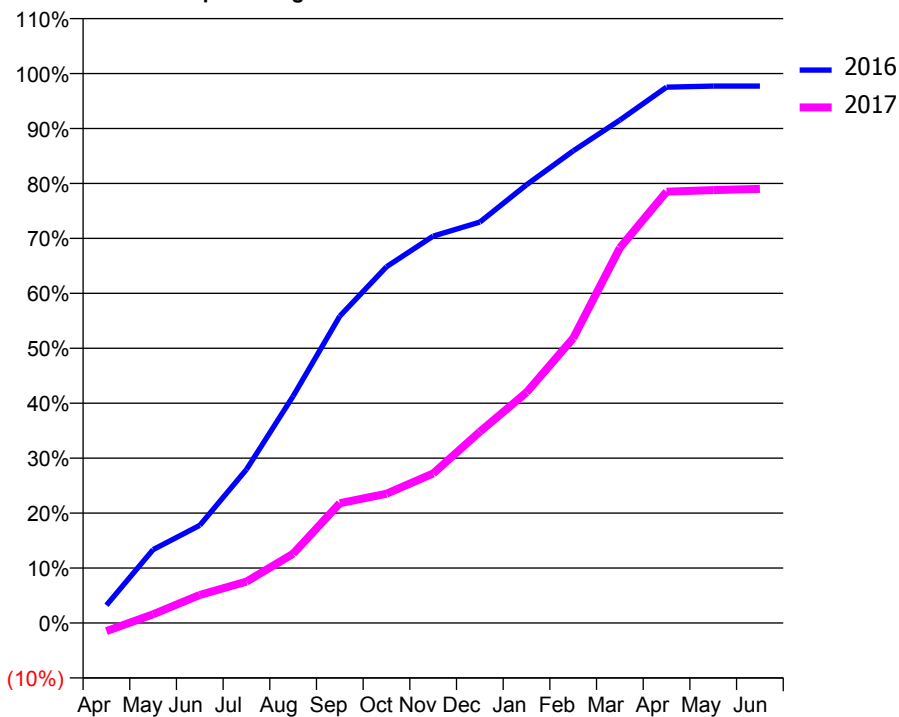
ACCESS*

Patients seen in 24 months	Total	Change since previous quarter
Quarter ending March 2016	481	
Quarter ending June 2016	439	↓
Quarter ending September 2016	443	→
Quarter ending December 2016	459	↑
Quarter ending March 2017	592	↑
Variance since March 2016	23.1%	↑



ACTIVITY

Cumulative percentage of contracted UDA delivered 2016 & 2017



Month	Adjusted Scheduled Activity (UDA)	
	2016	2017
April	45	-21
May	187	22
June	249	71
July	391	106
August	578	177
September	782	305
October	908	329
November	986	381
December	1,021	487
January	1,117	588
February	1,203	725
March	1,281	956
April	1,365	1,099
May	1,368	1,103
June	1,368	1,106

QUALITY

	Quantity	Base Number	Contract	AT	Region	England
% of FP17s for the same patient ID Re-attending within 3 months - Children	15	256	5.9%	12.5%	13.3%	12.3%
% of FP17s for the same patient ID Re-attending within 3 months - Adults	48	432	11.1%	18.0%	17.3%	16.7%
% of FP17s for the same patient ID Re-attending between 3 & 9 months - Children	120	256	46.9%	57.1%	58.9%	57.6%
% of FP17s for the same patient ID Re-attending between 3 & 9 months - Adults	106	432	24.5%	50.6%	52.2%	50.1%
% of FP17s for Band 1 Urgent Courses	55	697	7.9%	9.8%	9.2%	9.1%
% of FP17s Relating to Free Repair or Replacements	0	697	0.0%	1.0%	1.0%	0.8%
% of FP17s Relating to Continuations	17	697	2.4%	1.6%	1.4%	1.2%
% of Patients satisfied with the dentistry they have received	1	1	N/A	93.7%	93.1%	92.8%
% of Patients satisfied with the time they had to wait for an appointment	1	1	N/A	93.0%	89.5%	88.7%

* This is based on patients treated on this contract for their most recent course of treatment. Figures in italics indicate the base number of FP17s or Patient Questionnaire responses are less than 100. N/A is shown where the base number of responses is less than 10 during the period. % is calculated as Quantity/Base number*100

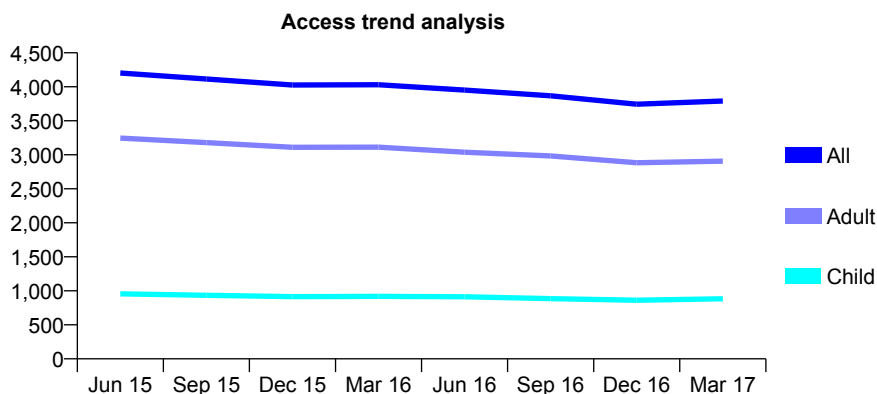
Q44 - Vital Signs At a Glance Contract Report for 146986/0001 - Year end March 2017

Name or company name	Middlewich Street Dental Practice Ltd
Contract type name	GDS Contract
Purpose of contract	General
Contract start date	01/06/2011
Contract end date	

16/17 Contracted general activity (UDA)	12,106
Carry forward general activity (UDA)	0
16/17 Contracted orthodontic activity (UOA)	0
Carry forward orthodontic activity (UOA)	0
Baseline contract value	£342,791.31

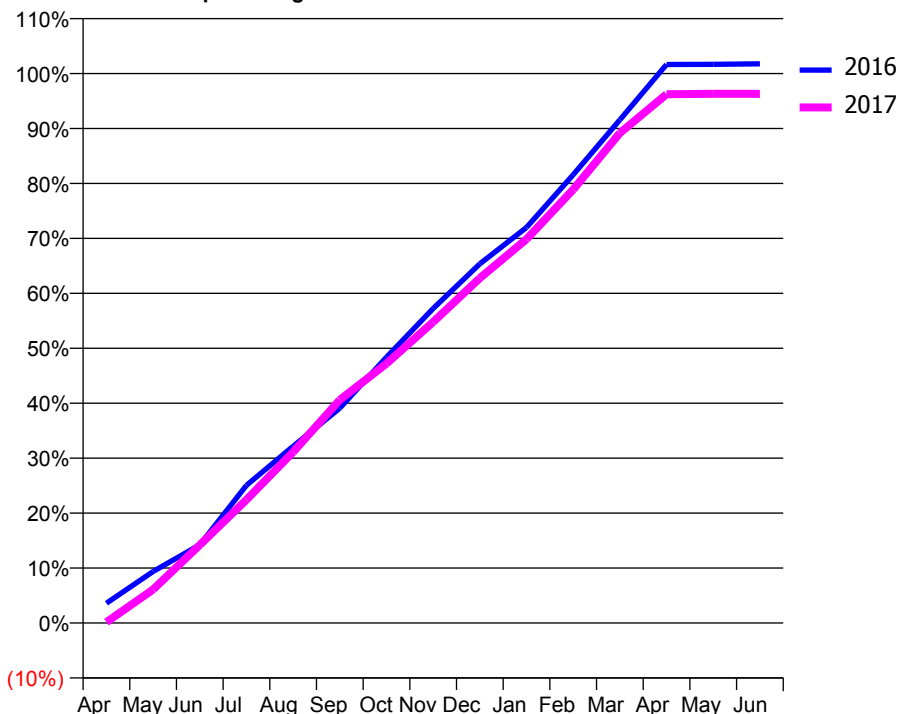
ACCESS*

Patients seen in 24 months	Total	Change since previous quarter
Quarter ending March 2016	4,030	
Quarter ending June 2016	3,951	↓
Quarter ending September 2016	3,868	↓
Quarter ending December 2016	3,745	↓
Quarter ending March 2017	3,791	→
Variance since March 2016	(5.9%)	↓



ACTIVITY

Cumulative percentage of contracted UDA delivered 2016 & 2017



Adjusted Scheduled Activity (UDA)

Month	2016	2017
April	436	19
May	1,135	738
June	1,724	1,721
July	3,033	2,717
August	3,893	3,767
September	4,734	4,917
October	5,858	5,716
November	6,930	6,632
December	7,912	7,599
January	8,714	8,455
February	9,876	9,548
March	11,086	10,795
April	12,303	11,648
May	12,306	11,657
June	12,319	11,657

QUALITY

	Quantity	Base Number	Contract	AT	Region	England
% of FP17s for the same patient ID Re-attending within 3 months - Children	98	1,295	7.6%	12.5%	13.3%	12.3%
% of FP17s for the same patient ID Re-attending within 3 months - Adults	535	4,202	12.7%	18.0%	17.3%	16.7%
% of FP17s for the same patient ID Re-attending between 3 & 9 months - Children	746	1,295	57.6%	57.1%	58.9%	57.6%
% of FP17s for the same patient ID Re-attending between 3 & 9 months - Adults	2,417	4,202	57.5%	50.6%	52.2%	50.1%
% of FP17s for Band 1 Urgent Courses	317	5,407	5.9%	9.8%	9.2%	9.1%
% of FP17s Relating to Free Repair or Replacements	30	5,407	0.6%	1.0%	1.0%	0.8%
% of FP17s Relating to Continuations	58	5,407	1.1%	1.6%	1.4%	1.2%
% of Patients satisfied with the dentistry they have received	9	9	N/A	93.7%	93.1%	92.8%
% of Patients satisfied with the time they had to wait for an appointment	9	9	N/A	93.0%	89.5%	88.7%

* This is based on patients treated on this contract for their most recent course of treatment. Figures in italics indicate the base number of FP17s or Patient Questionnaire responses are less than 100. N/A is shown where the base number of responses is less than 10 during the period. % is calculated as Quantity/Base number*100

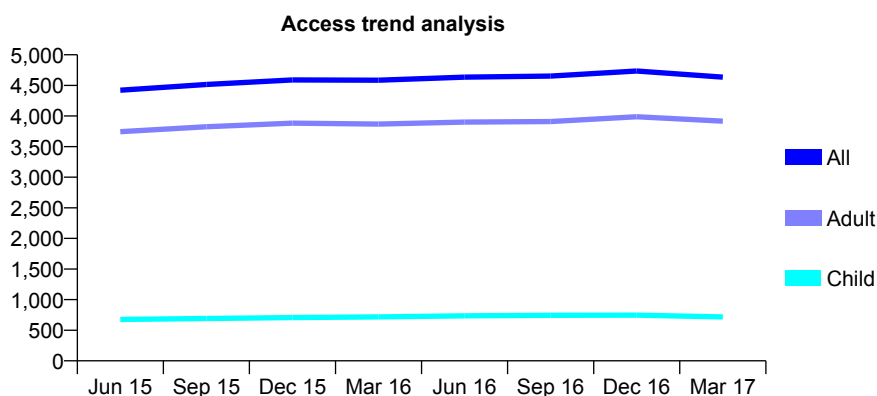
Q44 - Vital Signs At a Glance Contract Report for 147079/0001 - Year end March 2017

Name or company name	McTooth Limited
Contract type name	GDS Contract
Purpose of contract	General
Contract start date	01/08/2010
Contract end date	

16/17 Contracted general activity (UDA)	13,128
Carry forward general activity (UDA)	0
16/17 Contracted orthodontic activity (UOA)	0
Carry forward orthodontic activity (UOA)	0
Baseline contract value	£324,636.11

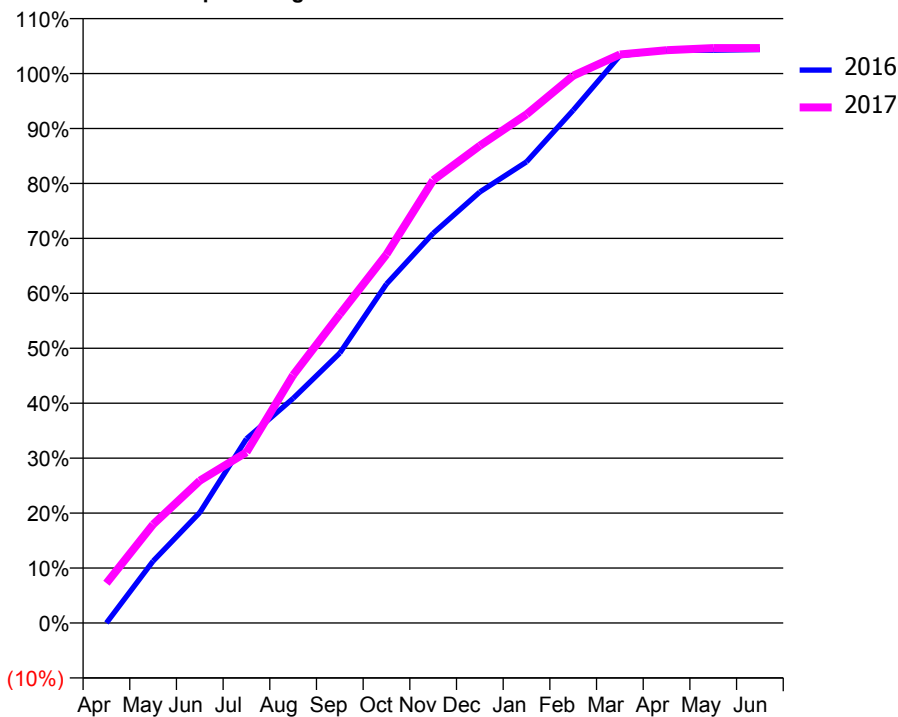
ACCESS*

Patients seen in 24 months	Total	Change since previous quarter
Quarter ending March 2016	4,586	
Quarter ending June 2016	4,636	→
Quarter ending September 2016	4,653	→
Quarter ending December 2016	4,736	→
Quarter ending March 2017	4,634	↓
Variance since March 2016	1.0%	→



ACTIVITY

Cumulative percentage of contracted UDA delivered 2016 & 2017



Month	Adjusted Scheduled Activity (UDA)	
	2016	2017
April	0	952
May	1,481	2,357
June	2,640	3,402
July	4,401	4,079
August	5,368	5,924
September	6,450	7,376
October	8,099	8,806
November	9,310	10,579
December	10,297	11,402
January	11,018	12,152
February	12,252	13,075
March	13,553	13,583
April	13,680	13,683
May	13,684	13,734
June	13,701	13,736

QUALITY

	Quantity	Base Number	Contract	AT	Region	England
% of FP17s for the same patient ID Re-attending within 3 months - Children	86	960	9.0%	12.5%	13.3%	12.3%
% of FP17s for the same patient ID Re-attending within 3 months - Adults	808	5,097	15.9%	18.0%	17.3%	16.7%
% of FP17s for the same patient ID Re-attending between 3 & 9 months - Children	487	960	50.7%	57.1%	58.9%	57.6%
% of FP17s for the same patient ID Re-attending between 3 & 9 months - Adults	2,828	5,097	55.5%	50.6%	52.2%	50.1%
% of FP17s for Band 1 Urgent Courses	614	6,012	10.2%	9.8%	9.2%	9.1%
% of FP17s Relating to Free Repair or Replacements	18	6,012	0.3%	1.0%	1.0%	0.8%
% of FP17s Relating to Continuations	198	6,012	3.3%	1.6%	1.4%	1.2%
% of Patients satisfied with the dentistry they have received	20	20	100.0%	93.7%	93.1%	92.8%
% of Patients satisfied with the time they had to wait for an appointment	19	20	95.0%	93.0%	89.5%	88.7%

* This is based on patients treated on this contract for their most recent course of treatment. Figures in italics indicate the base number of FP17s or Patient Questionnaire responses are less than 100. N/A is shown where the base number of responses is less than 10 during the period. % is calculated as Quantity/Base number*100

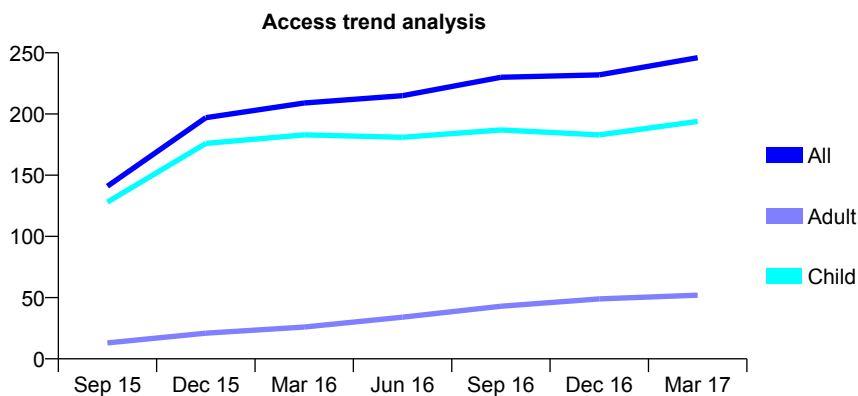
Q44 - Vital Signs At a Glance Contract Report for 148059/0001 - Year end March 2017

Name or company name	Globe Dental Practice
Contract type name	GDS Contract
Purpose of contract	General
Contract start date	01/06/2015
Contract end date	

16/17 Contracted general activity (UDA)	1,299
Carry forward general activity (UDA)	0
16/17 Contracted orthodontic activity (UOA)	0
Carry forward orthodontic activity (UOA)	0
Baseline contract value	£30,397.24

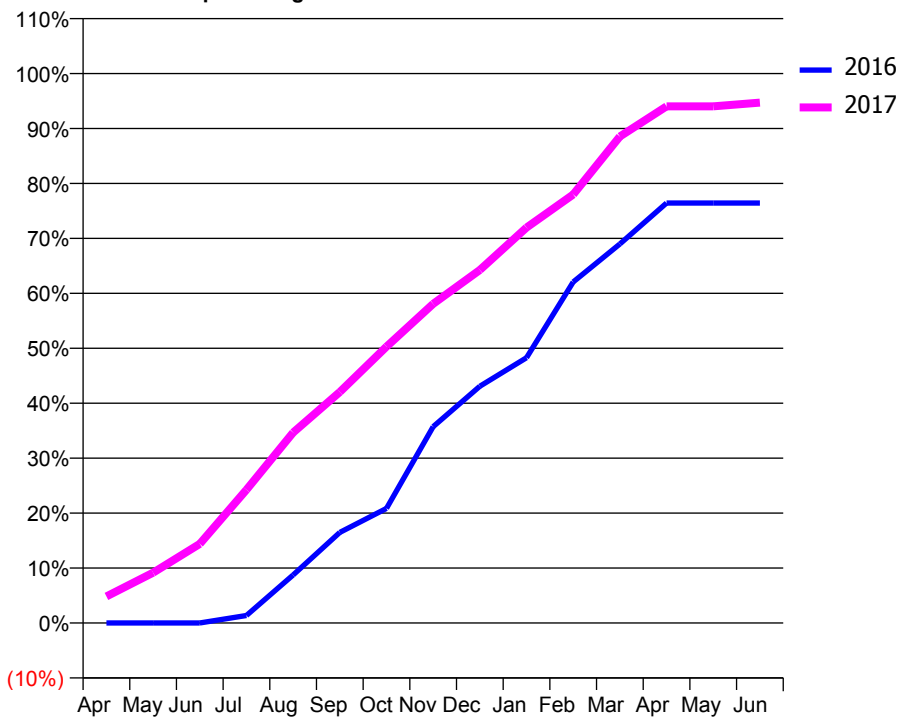
ACCESS*

Patients seen in 24 months	Total	Change since previous quarter
Quarter ending March 2016	209	
Quarter ending June 2016	215	↑
Quarter ending September 2016	230	↑
Quarter ending December 2016	232	→
Quarter ending March 2017	246	↑
Variance since March 2016	17.7%	↑



ACTIVITY

Cumulative percentage of contracted UDA delivered 2016 & 2017



Month	Adjusted Scheduled Activity (UDA)	
	2016	2017
April	0	63
May	0	119
June	0	187
July	15	315
August	96	450
September	181	546
October	229	653
November	393	755
December	474	835
January	531	935
February	682	1,013
March	758	1,150
April	840	1,221
May	840	1,221
June	840	1,230

QUALITY

	Quantity	Base Number	Contract	AT	Region	England
% of FP17s for the same patient ID Re-attending within 3 months - Children	118	460	25.7%	12.5%	13.3%	12.3%
% of FP17s for the same patient ID Re-attending within 3 months - Adults	6	32	18.8%	18.0%	17.3%	16.7%
% of FP17s for the same patient ID Re-attending between 3 & 9 months - Children	233	460	50.7%	57.1%	58.9%	57.6%
% of FP17s for the same patient ID Re-attending between 3 & 9 months - Adults	18	32	56.3%	50.6%	52.2%	50.1%
% of FP17s for Band 1 Urgent Courses	6	476	1.3%	9.8%	9.2%	9.1%
% of FP17s Relating to Free Repair or Replacements	0	476	0.0%	1.0%	1.0%	0.8%
% of FP17s Relating to Continuations	0	476	0.0%	1.6%	1.4%	1.2%
% of Patients satisfied with the dentistry they have received	0	0	N/A	93.7%	93.1%	92.8%
% of Patients satisfied with the time they had to wait for an appointment	0	0	N/A	93.0%	89.5%	88.7%

* This is based on patients treated on this contract for their most recent course of treatment. Figures in italics indicate the base number of FP17s or Patient Questionnaire responses are less than 100. N/A is shown where the base number of responses is less than 10 during the period. % is calculated as Quantity/Base number*100

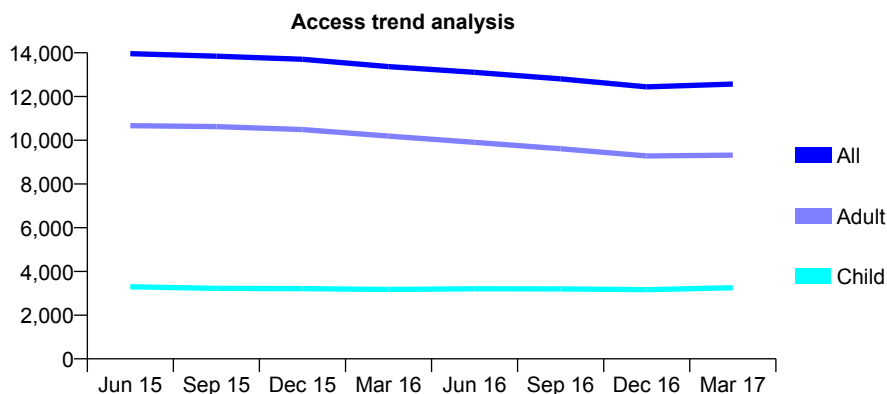
Q44 - Vital Signs At a Glance Contract Report for 150428/0001 - Year end March 2017

Name or company name	The Parks Dental Partnership
Contract type name	GDS Contract
Purpose of contract	General
Contract start date	01/04/2011
Contract end date	

16/17 Contracted general activity (UDA)	39,868
Carry forward general activity (UDA)	0
16/17 Contracted orthodontic activity (UOA)	0
Carry forward orthodontic activity (UOA)	0
Baseline contract value	£1,192,465.98

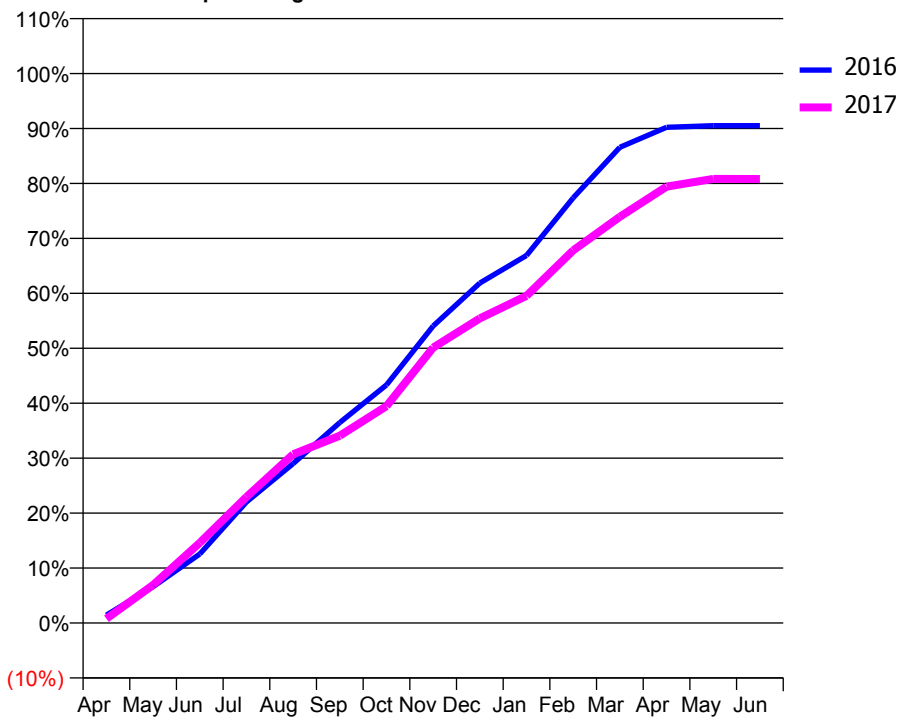
ACCESS*

Patients seen in 24 months	Total	Change since previous quarter
Quarter ending March 2016	13,367	
Quarter ending June 2016	13,108	↓
Quarter ending September 2016	12,805	↓
Quarter ending December 2016	12,444	↓
Quarter ending March 2017	12,568	→
Variance since March 2016	(6.0%)	↓



ACTIVITY

Cumulative percentage of contracted UDA delivered 2016 & 2017



Adjusted Scheduled Activity (UDA)

Month	2016	2017
April	578	319
May	2,633	2,765
June	5,005	5,818
July	8,779	9,150
August	11,562	12,244
September	14,543	13,583
October	17,271	15,731
November	21,546	19,987
December	24,665	22,101
January	26,664	23,733
February	30,851	27,038
March	34,513	29,472
April	35,969	31,659
May	36,078	32,224
June	36,078	32,211

QUALITY

	Quantity	Base Number	Contract	AT	Region	England
% of FP17s for the same patient ID Re-attending within 3 months - Children	310	3,568	8.7%	12.5%	13.3%	12.3%
% of FP17s for the same patient ID Re-attending within 3 months - Adults	1,980	10,351	19.1%	18.0%	17.3%	16.7%
% of FP17s for the same patient ID Re-attending between 3 & 9 months - Children	1,249	3,568	35.0%	57.1%	58.9%	57.6%
% of FP17s for the same patient ID Re-attending between 3 & 9 months - Adults	3,823	10,351	36.9%	50.6%	52.2%	50.1%
% of FP17s for Band 1 Urgent Courses	1,171	12,860	9.1%	9.8%	9.2%	9.1%
% of FP17s Relating to Free Repair or Replacements	148	12,860	1.2%	1.0%	1.0%	0.8%
% of FP17s Relating to Continuations	284	12,860	2.2%	1.6%	1.4%	1.2%
% of Patients satisfied with the dentistry they have received	23	24	95.8%	93.7%	93.1%	92.8%
% of Patients satisfied with the time they had to wait for an appointment	23	24	95.8%	93.0%	89.5%	88.7%

* This is based on patients treated on this contract for their most recent course of treatment. Figures in italics indicate the base number of FP17s or Patient Questionnaire responses are less than 100. N/A is shown where the base number of responses is less than 10 during the period. % is calculated as Quantity/Base number*100

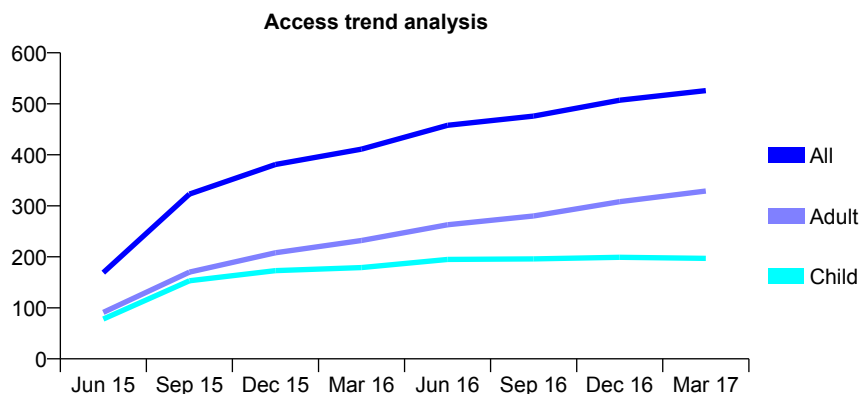
Q44 - Vital Signs At a Glance Contract Report for 150533/0001 - Year end March 2017

Name or company name	Smiles by Design Limited
Contract type name	GDS Contract
Purpose of contract	General
Contract start date	01/04/2015
Contract end date	

16/17 Contracted general activity (UDA)	2,524
Carry forward general activity (UDA)	0
16/17 Contracted orthodontic activity (UOA)	0
Carry forward orthodontic activity (UOA)	0
Baseline contract value	£53,379.95

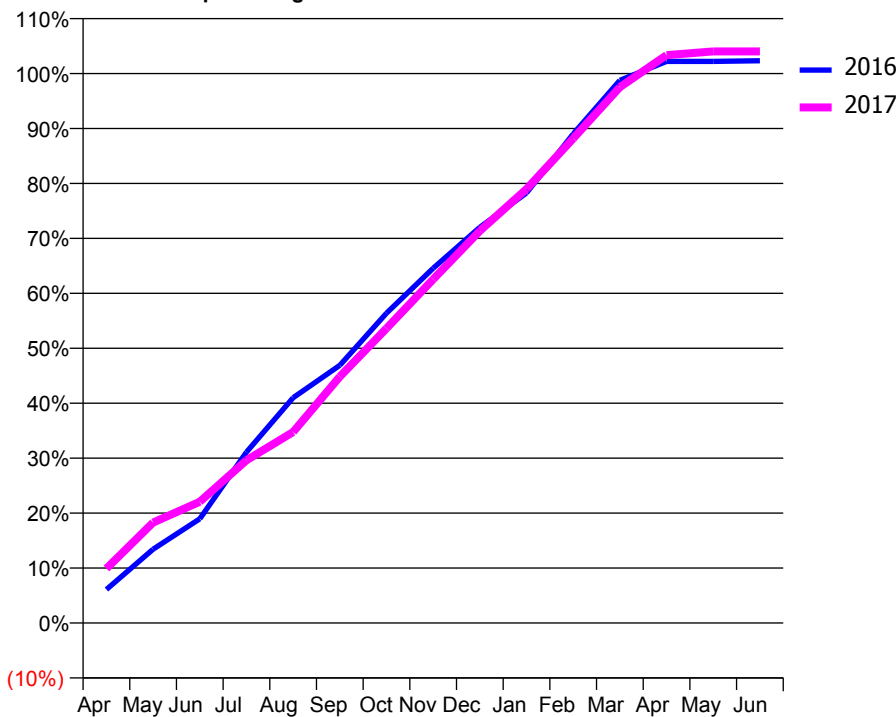
ACCESS*

Patients seen in 24 months	Total	Change since previous quarter
Quarter ending March 2016	411	
Quarter ending June 2016	458	↑
Quarter ending September 2016	476	↑
Quarter ending December 2016	507	↑
Quarter ending March 2017	526	↑
Variance since March 2016	28.0%	↑



ACTIVITY

Cumulative percentage of contracted UDA delivered 2016 & 2017



Adjusted Scheduled Activity (UDA)

Month	2016	2017
April	154	250
May	339	461
June	479	557
July	785	748
August	1,035	878
September	1,183	1,132
October	1,423	1,353
November	1,630	1,579
December	1,818	1,801
January	1,975	1,993
February	2,246	2,226
March	2,493	2,461
April	2,579	2,608
May	2,579	2,625
June	2,583	2,625

QUALITY

	Quantity	Base Number	Contract	AT	Region	England
% of FP17s for the same patient ID Re-attending within 3 months - Children	22	324	6.8%	12.5%	13.3%	12.3%
% of FP17s for the same patient ID Re-attending within 3 months - Adults	146	518	28.2%	18.0%	17.3%	16.7%
% of FP17s for the same patient ID Re-attending between 3 & 9 months - Children	191	324	59.0%	57.1%	58.9%	57.6%
% of FP17s for the same patient ID Re-attending between 3 & 9 months - Adults	235	518	45.4%	50.6%	52.2%	50.1%
% of FP17s for Band 1 Urgent Courses	46	855	5.4%	9.8%	9.2%	9.1%
% of FP17s Relating to Free Repair or Replacements	1	855	0.1%	1.0%	1.0%	0.8%
% of FP17s Relating to Continuations	4	855	0.5%	1.6%	1.4%	1.2%
% of Patients satisfied with the dentistry they have received	2	2	N/A	93.7%	93.1%	92.8%
% of Patients satisfied with the time they had to wait for an appointment	2	2	N/A	93.0%	89.5%	88.7%

* This is based on patients treated on this contract for their most recent course of treatment. Figures in italics indicate the base number of FP17s or Patient Questionnaire responses are less than 100. N/A is shown where the base number of responses is less than 10 during the period. % is calculated as Quantity/Base number*100

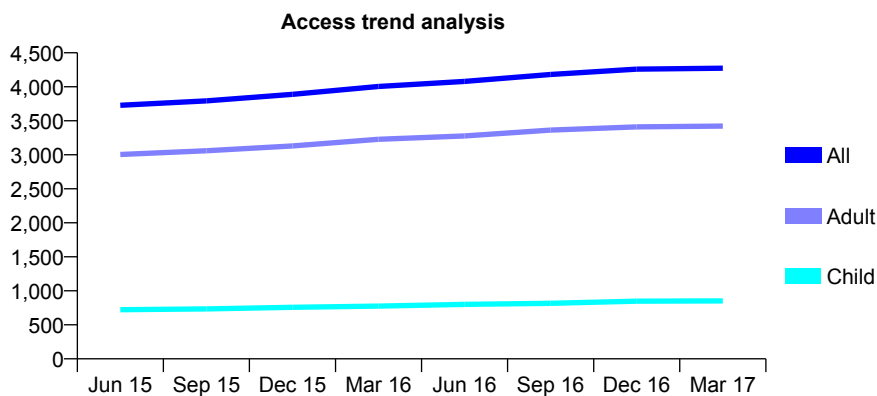
Q44 - Vital Signs At a Glance Contract Report for 150541/0001 - Year end March 2017

Name or company name	Glenside Dental Practice
Contract type name	GDS Contract
Purpose of contract	General
Contract start date	01/04/2009
Contract end date	

16/17 Contracted general activity (UDA)	8,800
Carry forward general activity (UDA)	0
16/17 Contracted orthodontic activity (UOA)	0
Carry forward orthodontic activity (UOA)	0
Baseline contract value	£251,250.51

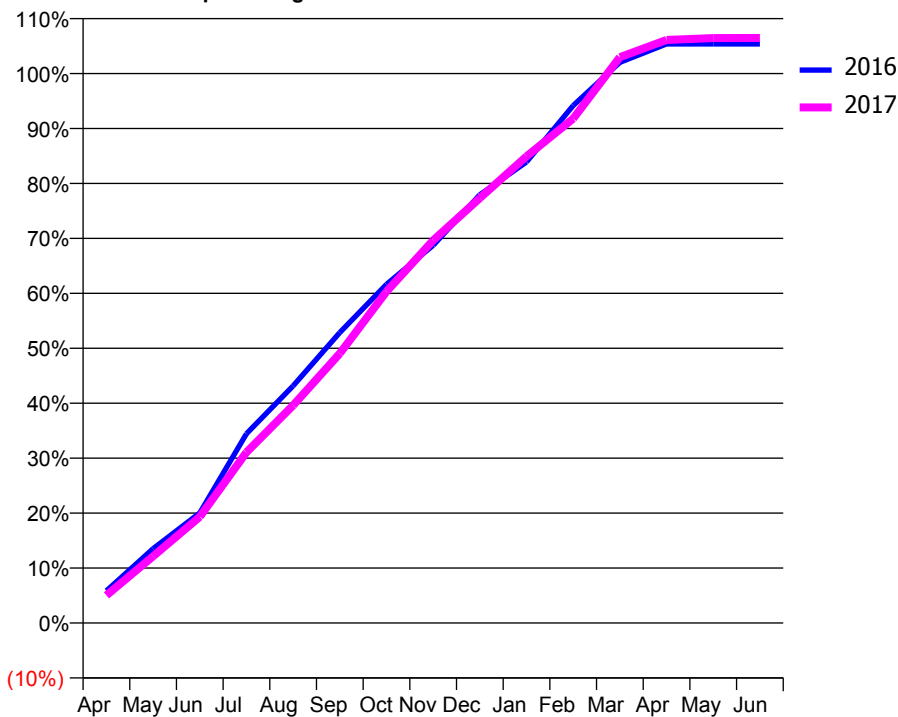
ACCESS*

Patients seen in 24 months	Total	Change since previous quarter
Quarter ending March 2016	4,004	
Quarter ending June 2016	4,079	→
Quarter ending September 2016	4,181	↑
Quarter ending December 2016	4,259	→
Quarter ending March 2017	4,274	→
Variance since March 2016	6.7%	↑



ACTIVITY

Cumulative percentage of contracted UDA delivered 2016 & 2017



Month	Adjusted Scheduled Activity (UDA)	
	2016	2017
April	517	443
May	1,190	1,069
June	1,764	1,700
July	3,031	2,734
August	3,797	3,485
September	4,652	4,317
October	5,422	5,308
November	6,048	6,129
December	6,858	6,804
January	7,383	7,474
February	8,287	8,077
March	8,978	9,062
April	9,273	9,337
May	9,273	9,368
June	9,273	9,369

QUALITY

	Quantity	Base Number	Contract	AT	Region	England
% of FP17s for the same patient ID Re-attending within 3 months - Children	105	1,316	8.0%	12.5%	13.3%	12.3%
% of FP17s for the same patient ID Re-attending within 3 months - Adults	787	5,175	15.2%	18.0%	17.3%	16.7%
% of FP17s for the same patient ID Re-attending between 3 & 9 months - Children	776	1,316	59.0%	57.1%	58.9%	57.6%
% of FP17s for the same patient ID Re-attending between 3 & 9 months - Adults	2,868	5,175	55.4%	50.6%	52.2%	50.1%
% of FP17s for Band 1 Urgent Courses	755	5,236	14.4%	9.8%	9.2%	9.1%
% of FP17s Relating to Free Repair or Replacements	62	5,236	1.2%	1.0%	1.0%	0.8%
% of FP17s Relating to Continuations	7	5,236	0.1%	1.6%	1.4%	1.2%
% of Patients satisfied with the dentistry they have received	17	18	94.4%	93.7%	93.1%	92.8%
% of Patients satisfied with the time they had to wait for an appointment	18	18	100.0%	93.0%	89.5%	88.7%

* This is based on patients treated on this contract for their most recent course of treatment. Figures in italics indicate the base number of FP17s or Patient Questionnaire responses are less than 100. N/A is shown where the base number of responses is less than 10 during the period. % is calculated as Quantity/Base number*100

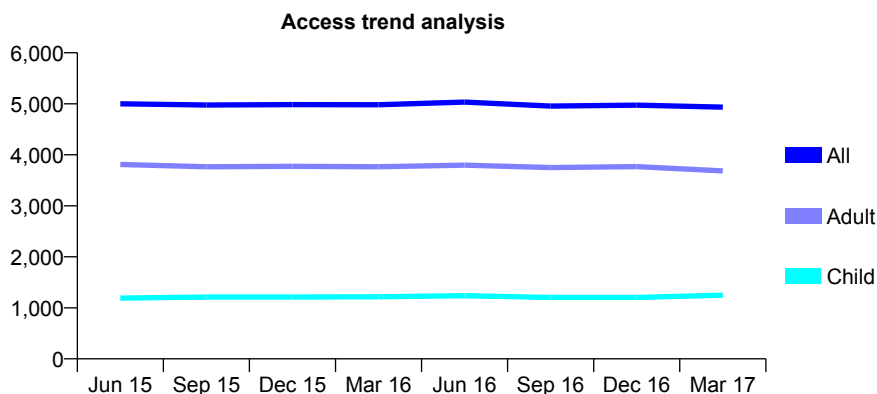
Q44 - Vital Signs At a Glance Contract Report for 151300/0001 - Year end March 2017

Name or company name	Saltney Dental Practice
Contract type name	GDS Contract
Purpose of contract	General
Contract start date	01/04/2009
Contract end date	

16/17 Contracted general activity (UDA)	14,000
Carry forward general activity (UDA)	45
16/17 Contracted orthodontic activity (UOA)	0
Carry forward orthodontic activity (UOA)	0
Baseline contract value	£320,543.90

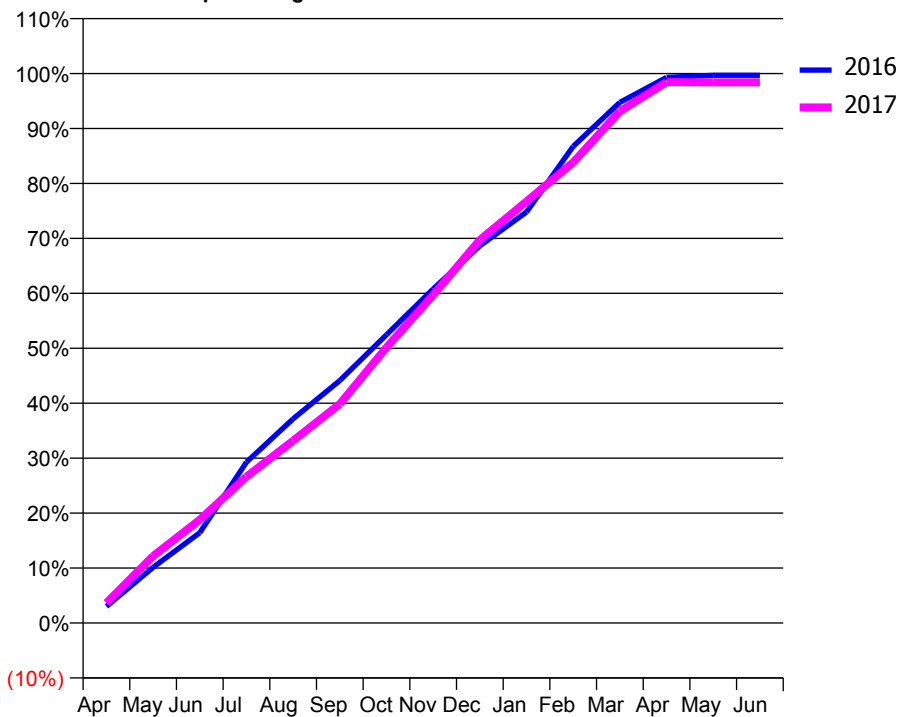
ACCESS*

Patients seen in 24 months	Total	Change since previous quarter
Quarter ending March 2016	4,981	
Quarter ending June 2016	5,034	→
Quarter ending September 2016	4,955	↓
Quarter ending December 2016	4,973	→
Quarter ending March 2017	4,934	→
Variance since March 2016	(0.9%)	→



ACTIVITY

Cumulative percentage of contracted UDA delivered 2016 & 2017



Month	Adjusted Scheduled Activity (UDA)	
	2016	2017
April	422	511
May	1,417	1,706
June	2,301	2,631
July	4,098	3,730
August	5,204	4,646
September	6,177	5,581
October	7,342	7,021
November	8,511	8,359
December	9,609	9,760
January	10,471	10,741
February	12,145	11,738
March	13,265	13,039
April	13,902	13,782
May	13,955	13,775
June	13,955	13,775

QUALITY

	Quantity	Base Number	Contract	AT	Region	England
% of FP17s for the same patient ID Re-attending within 3 months - Children	129	1,645	7.8%	12.5%	13.3%	12.3%
% of FP17s for the same patient ID Re-attending within 3 months - Adults	668	4,665	14.3%	18.0%	17.3%	16.7%
% of FP17s for the same patient ID Re-attending between 3 & 9 months - Children	771	1,645	46.9%	57.1%	58.9%	57.6%
% of FP17s for the same patient ID Re-attending between 3 & 9 months - Adults	2,069	4,665	44.4%	50.6%	52.2%	50.1%
% of FP17s for Band 1 Urgent Courses	761	6,267	12.1%	9.8%	9.2%	9.1%
% of FP17s Relating to Free Repair or Replacements	32	6,267	0.5%	1.0%	1.0%	0.8%
% of FP17s Relating to Continuations	23	6,267	0.4%	1.6%	1.4%	1.2%
% of Patients satisfied with the dentistry they have received	18	19	94.7%	93.7%	93.1%	92.8%
% of Patients satisfied with the time they had to wait for an appointment	19	19	100.0%	93.0%	89.5%	88.7%

* This is based on patients treated on this contract for their most recent course of treatment. Figures in italics indicate the base number of FP17s or Patient Questionnaire responses are less than 100. N/A is shown where the base number of responses is less than 10 during the period. % is calculated as Quantity/Base number*100

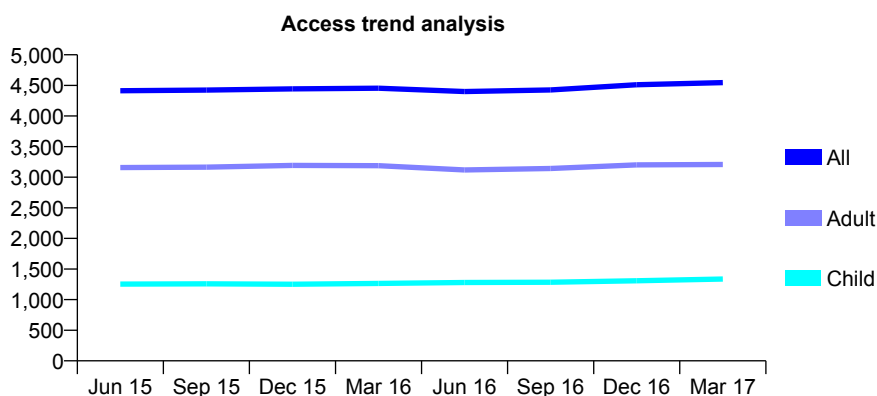
Q44 - Vital Signs At a Glance Contract Report for 151718/0001 - Year end March 2017

Name or company name	Xeon Smiles UK Ltd
Contract type name	PDS Contract
Purpose of contract	General
Contract start date	01/04/2009
Contract end date	31/03/2020

16/17 Contracted general activity (UDA)	12,000
Carry forward general activity (UDA)	0
16/17 Contracted orthodontic activity (UOA)	0
Carry forward orthodontic activity (UOA)	0
Baseline contract value	£282,951.57

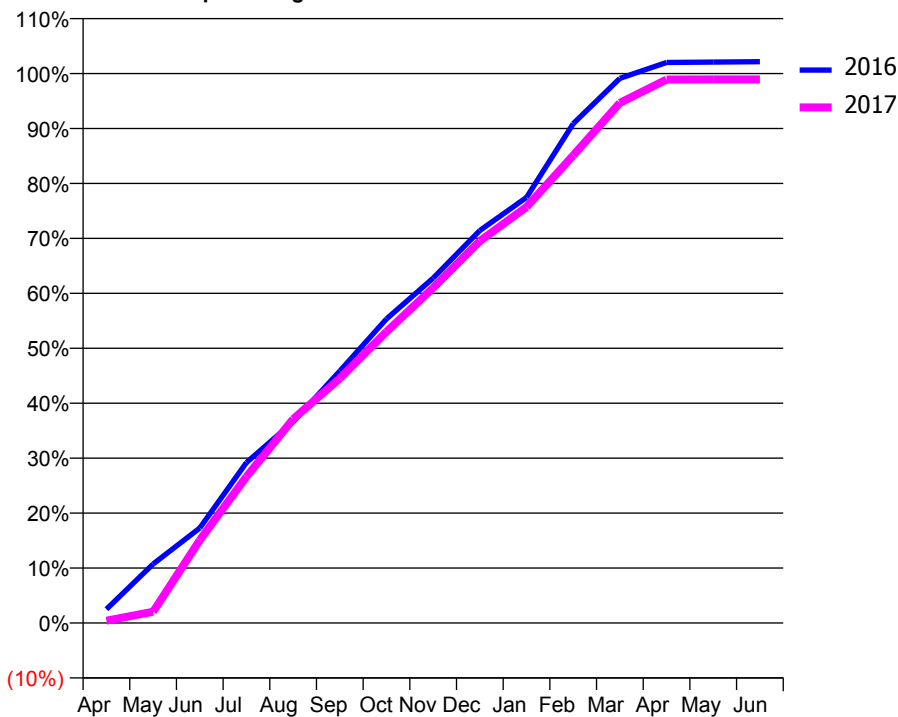
ACCESS*

Patients seen in 24 months	Total	Change since previous quarter
Quarter ending March 2016	4,454	
Quarter ending June 2016	4,399	↓
Quarter ending September 2016	4,427	→
Quarter ending December 2016	4,511	→
Quarter ending March 2017	4,545	→
Variance since March 2016	2.0%	↑



ACTIVITY

Cumulative percentage of contracted UDA delivered 2016 & 2017



Month	Adjusted Scheduled Activity (UDA)	
	2016	2017
April	301	50
May	1,289	247
June	2,074	1,811
July	3,504	3,195
August	4,391	4,453
September	5,502	5,341
October	6,642	6,362
November	7,531	7,321
December	8,573	8,340
January	9,295	9,084
February	10,904	10,212
March	11,893	11,359
April	12,241	11,869
May	12,249	11,871
June	12,258	11,871

QUALITY

	Quantity	Base Number	Contract	AT	Region	England
% of FP17s for the same patient ID Re-attending within 3 months - Children	165	2,154	7.7%	12.5%	13.3%	12.3%
% of FP17s for the same patient ID Re-attending within 3 months - Adults	651	4,431	14.7%	18.0%	17.3%	16.7%
% of FP17s for the same patient ID Re-attending between 3 & 9 months - Children	1,410	2,154	65.5%	57.1%	58.9%	57.6%
% of FP17s for the same patient ID Re-attending between 3 & 9 months - Adults	2,302	4,431	52.0%	50.6%	52.2%	50.1%
% of FP17s for Band 1 Urgent Courses	439	6,600	6.7%	9.8%	9.2%	9.1%
% of FP17s Relating to Free Repair or Replacements	55	6,600	0.8%	1.0%	1.0%	0.8%
% of FP17s Relating to Continuations	95	6,600	1.4%	1.6%	1.4%	1.2%
% of Patients satisfied with the dentistry they have received	15	15	100.0%	93.7%	93.1%	92.8%
% of Patients satisfied with the time they had to wait for an appointment	14	15	93.3%	93.0%	89.5%	88.7%

* This is based on patients treated on this contract for their most recent course of treatment. Figures in italics indicate the base number of FP17s or Patient Questionnaire responses are less than 100. N/A is shown where the base number of responses is less than 10 during the period. % is calculated as Quantity/Base number*100

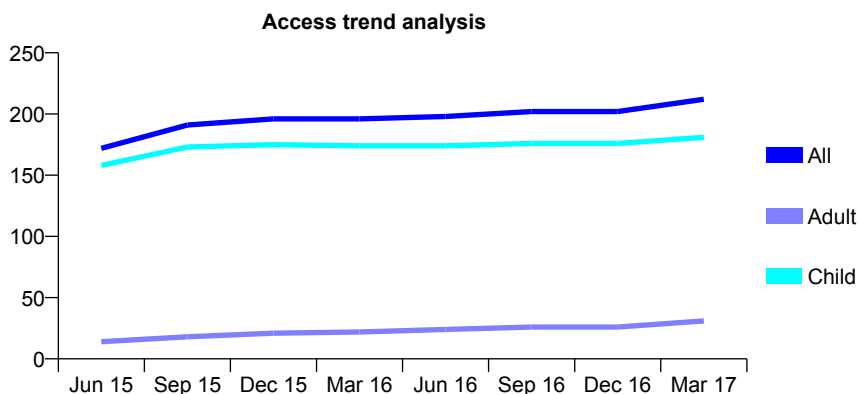
Q44 - Vital Signs At a Glance Contract Report for 151955/0001 - Year end March 2017

Name or company name	Redcliffe Dental Practice
Contract type name	GDS Contract
Purpose of contract	General
Contract start date	01/08/2014
Contract end date	

16/17 Contracted general activity (UDA)	500
Carry forward general activity (UDA)	0
16/17 Contracted orthodontic activity (UOA)	0
Carry forward orthodontic activity (UOA)	0
Baseline contract value	£13,371.65

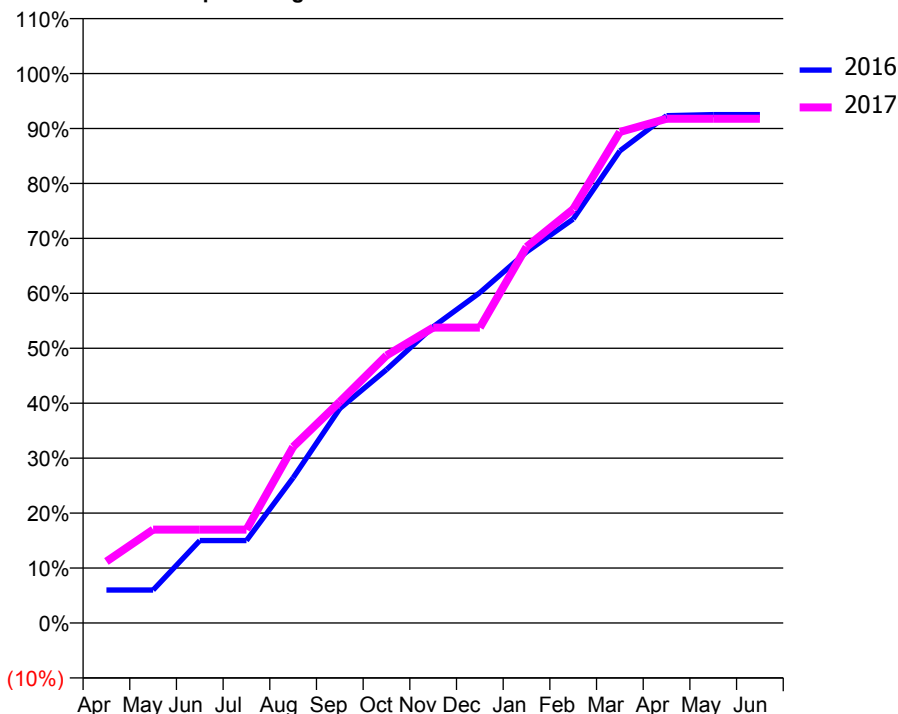
ACCESS*

Patients seen in 24 months	Total	Change since previous quarter
Quarter ending March 2016	196	
Quarter ending June 2016	198	→
Quarter ending September 2016	202	↑
Quarter ending December 2016	202	→
Quarter ending March 2017	212	↑
Variance since March 2016	8.2%	↑



ACTIVITY

Cumulative percentage of contracted UDA delivered 2016 & 2017



Month	Adjusted Scheduled Activity (UDA)	
	2016	2017
April	30	56
May	30	85
June	75	85
July	75	85
August	132	160
September	195	201
October	231	243
November	270	269
December	301	269
January	338	342
February	368	377
March	430	447
April	462	459
May	463	459
June	463	459

QUALITY

	Quantity	Base Number	Contract	AT	Region	England
% of FP17s for the same patient ID Re-attending within 3 months - Children	28	317	8.8%	12.5%	13.3%	12.3%
% of FP17s for the same patient ID Re-attending within 3 months - Adults	0	6	0.0%	18.0%	17.3%	16.7%
% of FP17s for the same patient ID Re-attending between 3 & 9 months - Children	213	317	67.2%	57.1%	58.9%	57.6%
% of FP17s for the same patient ID Re-attending between 3 & 9 months - Adults	4	6	66.7%	50.6%	52.2%	50.1%
% of FP17s for Band 1 Urgent Courses	9	315	2.9%	9.8%	9.2%	9.1%
% of FP17s Relating to Free Repair or Replacements	0	315	0.0%	1.0%	1.0%	0.8%
% of FP17s Relating to Continuations	0	315	0.0%	1.6%	1.4%	1.2%
% of Patients satisfied with the dentistry they have received	2	2	N/A	93.7%	93.1%	92.8%
% of Patients satisfied with the time they had to wait for an appointment	2	2	N/A	93.0%	89.5%	88.7%

* This is based on patients treated on this contract for their most recent course of treatment. Figures in italics indicate the base number of FP17s or Patient Questionnaire responses are less than 100. N/A is shown where the base number of responses is less than 10 during the period. % is calculated as Quantity/Base number*100

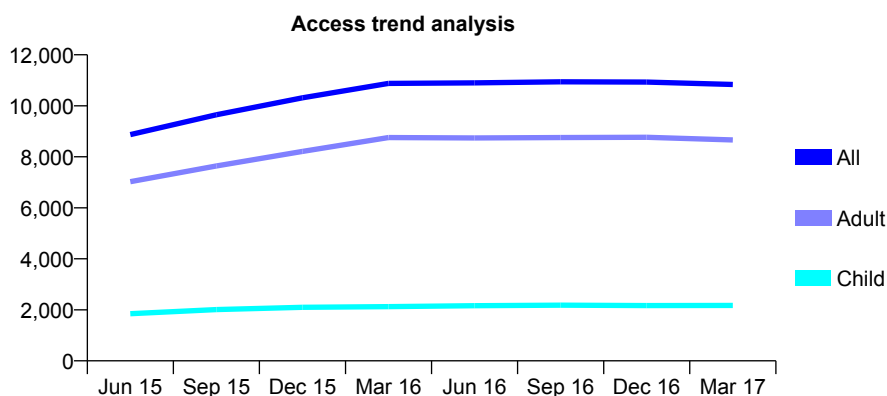
Q44 - Vital Signs At a Glance Contract Report for 152528/0001 - Year end March 2017

Name or company name	Northgate Dental Health
Contract type name	GDS Contract
Purpose of contract	General
Contract start date	01/04/2014
Contract end date	

16/17 Contracted general activity (UDA)	30,330
Carry forward general activity (UDA)	0
16/17 Contracted orthodontic activity (UOA)	0
Carry forward orthodontic activity (UOA)	0
Baseline contract value	£715,252.23

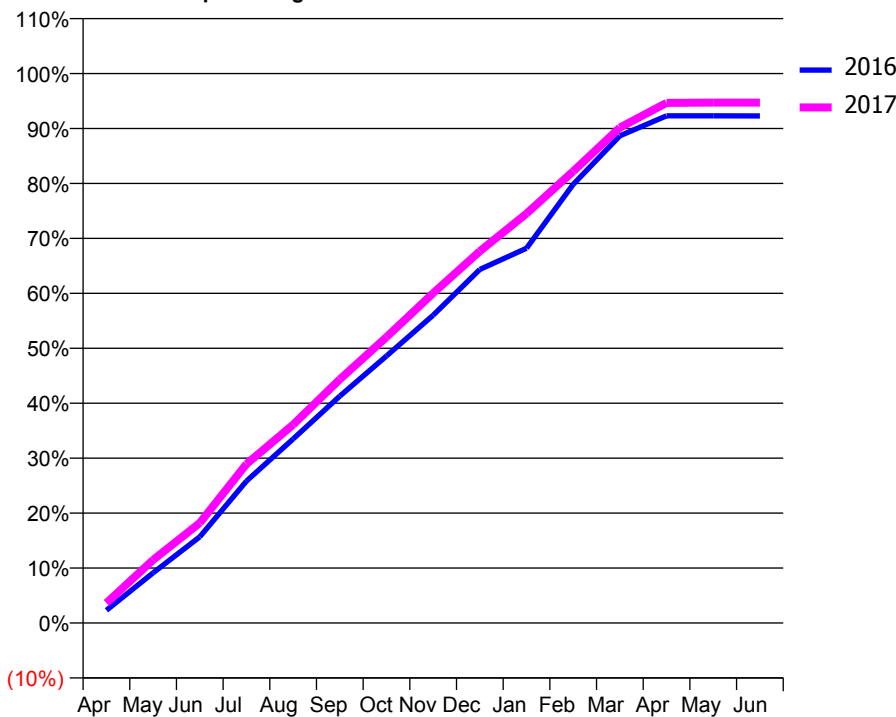
ACCESS*

Patients seen in 24 months	Total	Change since previous quarter
Quarter ending March 2016	10,881	
Quarter ending June 2016	10,901	→
Quarter ending September 2016	10,939	→
Quarter ending December 2016	10,933	→
Quarter ending March 2017	10,839	→
Variance since March 2016	(0.4%)	→



ACTIVITY

Cumulative percentage of contracted UDA delivered 2016 & 2017



Month	Adjusted Scheduled Activity (UDA)	
	2016	2017
April	700	1,107
May	2,772	3,486
June	4,757	5,524
July	7,834	8,777
August	10,164	10,949
September	12,526	13,448
October	14,735	15,782
November	16,988	18,204
December	19,517	20,526
January	20,687	22,598
February	24,213	24,932
March	26,890	27,350
April	27,994	28,705
May	27,991	28,724
June	27,988	28,726

QUALITY

	Quantity	Base Number	Contract	AT	Region	England
% of FP17s for the same patient ID Re-attending within 3 months - Children	250	3,129	8.0%	12.5%	13.3%	12.3%
% of FP17s for the same patient ID Re-attending within 3 months - Adults	2,015	11,300	17.8%	18.0%	17.3%	16.7%
% of FP17s for the same patient ID Re-attending between 3 & 9 months - Children	1,743	3,129	55.7%	57.1%	58.9%	57.6%
% of FP17s for the same patient ID Re-attending between 3 & 9 months - Adults	4,957	11,300	43.9%	50.6%	52.2%	50.1%
% of FP17s for Band 1 Urgent Courses	2,023	14,651	13.8%	9.8%	9.2%	9.1%
% of FP17s Relating to Free Repair or Replacements	126	14,651	0.9%	1.0%	1.0%	0.8%
% of FP17s Relating to Continuations	280	14,651	1.9%	1.6%	1.4%	1.2%
% of Patients satisfied with the dentistry they have received	21	21	100.0%	93.7%	93.1%	92.8%
% of Patients satisfied with the time they had to wait for an appointment	20	21	95.2%	93.0%	89.5%	88.7%

* This is based on patients treated on this contract for their most recent course of treatment. Figures in italics indicate the base number of FP17s or Patient Questionnaire responses are less than 100. N/A is shown where the base number of responses is less than 10 during the period. % is calculated as Quantity/Base number*100

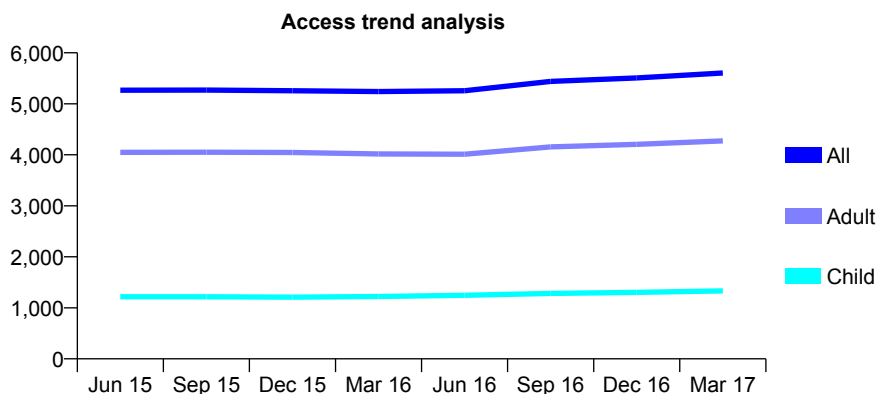
Q44 - Vital Signs At a Glance Contract Report for 152730/0001 - Year end March 2017

Name or company name	PJS CARE LTD
Contract type name	GDS Contract
Purpose of contract	General
Contract start date	01/04/2011
Contract end date	

16/17 Contracted general activity (UDA)	15,554
Carry forward general activity (UDA)	261
16/17 Contracted orthodontic activity (UOA)	0
Carry forward orthodontic activity (UOA)	0
Baseline contract value	£426,185.74

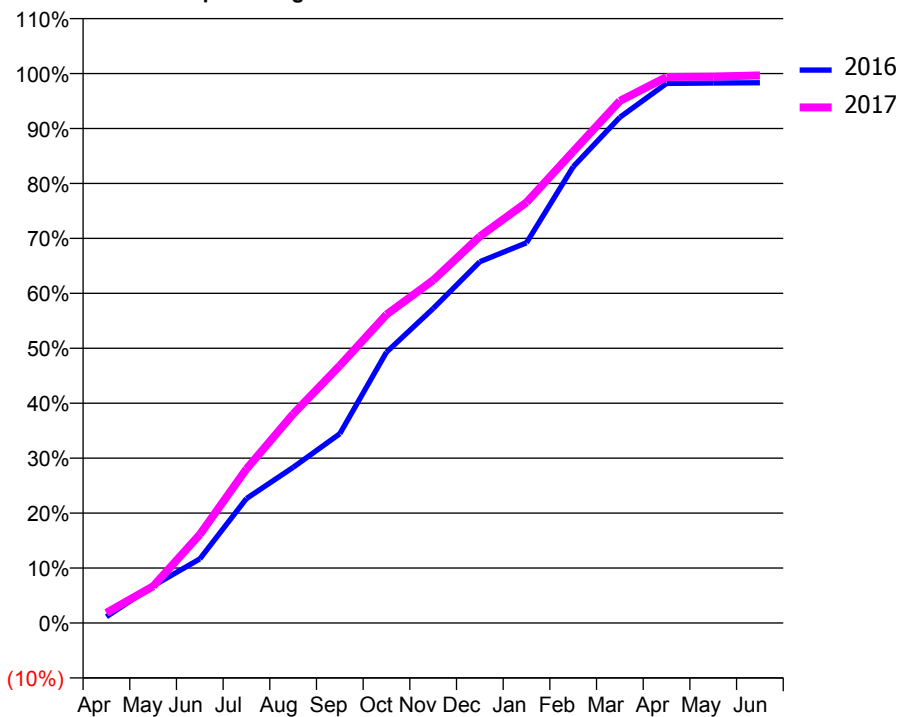
ACCESS*

Patients seen in 24 months	Total	Change since previous quarter
Quarter ending March 2016	5,240	
Quarter ending June 2016	5,256	→
Quarter ending September 2016	5,439	↑
Quarter ending December 2016	5,507	→
Quarter ending March 2017	5,603	→
Variance since March 2016	6.9%	↑



ACTIVITY

Cumulative percentage of contracted UDA delivered 2016 & 2017



Month	Adjusted Scheduled Activity (UDA)	
	2016	2017
April	178	289
May	1,052	1,041
June	1,815	2,505
July	3,522	4,361
August	4,408	5,918
September	5,357	7,288
October	7,667	8,730
November	8,900	9,701
December	10,227	10,946
January	10,762	11,906
February	12,914	13,350
March	14,315	14,778
April	15,272	15,455
May	15,285	15,465
June	15,293	15,499

QUALITY

	Quantity	Base Number	Contract	AT	Region	England
% of FP17s for the same patient ID Re-attending within 3 months - Children	231	2,328	9.9%	12.5%	13.3%	12.3%
% of FP17s for the same patient ID Re-attending within 3 months - Adults	1,033	5,925	17.4%	18.0%	17.3%	16.7%
% of FP17s for the same patient ID Re-attending between 3 & 9 months - Children	1,352	2,328	58.1%	57.1%	58.9%	57.6%
% of FP17s for the same patient ID Re-attending between 3 & 9 months - Adults	2,756	5,925	46.5%	50.6%	52.2%	50.1%
% of FP17s for Band 1 Urgent Courses	702	7,509	9.3%	9.8%	9.2%	9.1%
% of FP17s Relating to Free Repair or Replacements	83	7,509	1.1%	1.0%	1.0%	0.8%
% of FP17s Relating to Continuations	115	7,509	1.5%	1.6%	1.4%	1.2%
% of Patients satisfied with the dentistry they have received	8	8	N/A	93.7%	93.1%	92.8%
% of Patients satisfied with the time they had to wait for an appointment	8	8	N/A	93.0%	89.5%	88.7%

* This is based on patients treated on this contract for their most recent course of treatment. Figures in italics indicate the base number of FP17s or Patient Questionnaire responses are less than 100. N/A is shown where the base number of responses is less than 10 during the period. % is calculated as Quantity/Base number*100

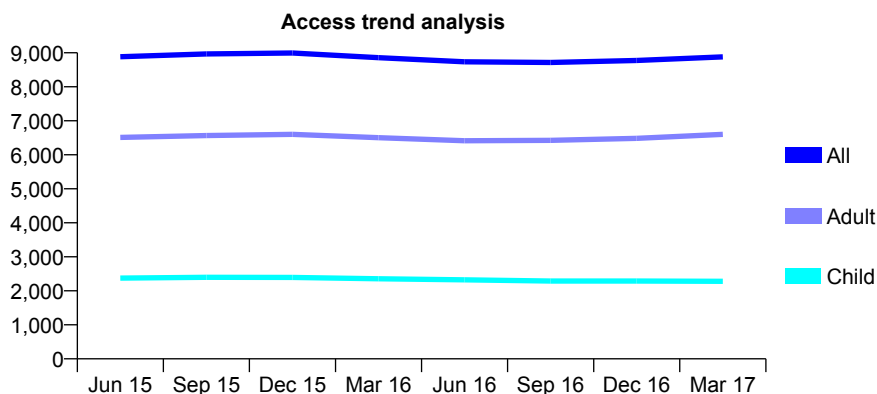
Q44 - Vital Signs At a Glance Contract Report for 152730/0002 - Year end March 2017

Name or company name	PJS CARE LTD
Contract type name	GDS Contract
Purpose of contract	General
Contract start date	01/04/2011
Contract end date	

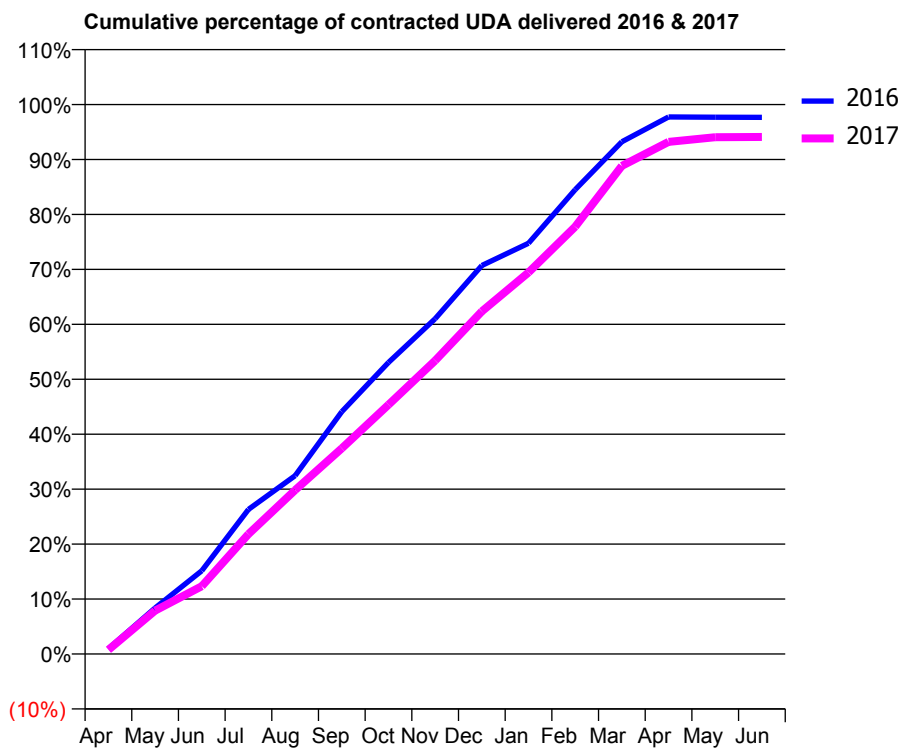
16/17 Contracted general activity (UDA)	26,924
Carry forward general activity (UDA)	632
16/17 Contracted orthodontic activity (UOA)	0
Carry forward orthodontic activity (UOA)	0
Baseline contract value	£825,310.90

ACCESS*

Patients seen in 24 months	Total	Change since previous quarter
Quarter ending March 2016	8,858	
Quarter ending June 2016	8,736	↓
Quarter ending September 2016	8,714	→
Quarter ending December 2016	8,773	→
Quarter ending March 2017	8,882	→
Variance since March 2016	0.3%	→



ACTIVITY



Month	Adjusted Scheduled Activity (UDA)	
	2016	2017
April	266	205
May	2,256	2,124
June	4,083	3,322
July	7,085	5,874
August	8,738	8,035
September	11,872	10,081
October	14,284	12,217
November	16,432	14,379
December	19,037	16,786
January	20,128	18,697
February	22,756	20,937
March	25,100	23,918
April	26,315	25,090
May	26,300	25,319
June	26,292	25,337

QUALITY

	Quantity	Base Number	Contract	AT	Region	England
% of FP17s for the same patient ID Re-attending within 3 months - Children	316	3,160	10.0%	12.5%	13.3%	12.3%
% of FP17s for the same patient ID Re-attending within 3 months - Adults	1,632	8,486	19.2%	18.0%	17.3%	16.7%
% of FP17s for the same patient ID Re-attending between 3 & 9 months - Children	1,416	3,160	44.8%	57.1%	58.9%	57.6%
% of FP17s for the same patient ID Re-attending between 3 & 9 months - Adults	3,444	8,486	40.6%	50.6%	52.2%	50.1%
% of FP17s for Band 1 Urgent Courses	1,450	11,171	13.0%	9.8%	9.2%	9.1%
% of FP17s Relating to Free Repair or Replacements	131	11,171	1.2%	1.0%	1.0%	0.8%
% of FP17s Relating to Continuations	90	11,171	0.8%	1.6%	1.4%	1.2%
% of Patients satisfied with the dentistry they have received	18	18	100.0%	93.7%	93.1%	92.8%
% of Patients satisfied with the time they had to wait for an appointment	16	18	88.9%	93.0%	89.5%	88.7%

* This is based on patients treated on this contract for their most recent course of treatment. Figures in italics indicate the base number of FP17s or Patient Questionnaire responses are less than 100. N/A is shown where the base number of responses is less than 10 during the period. % is calculated as Quantity/Base number*100

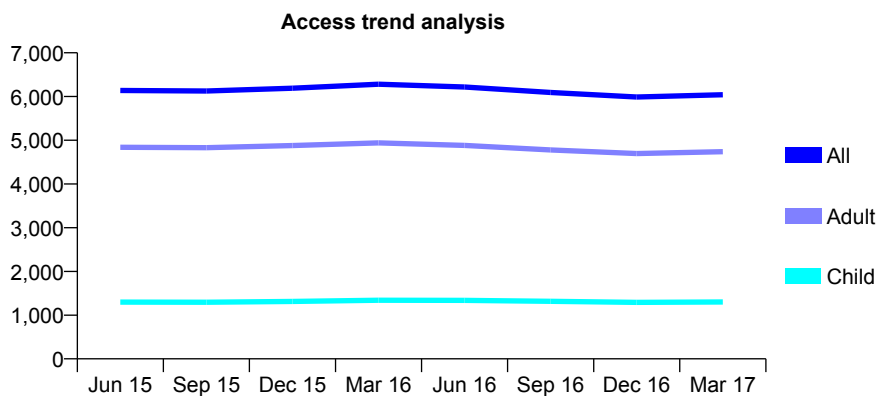
Q44 - Vital Signs At a Glance Contract Report for 156558/0001 - Year end March 2017

Name or company name	Wentworth Practice Ltd
Contract type name	GDS Contract
Purpose of contract	General
Contract start date	12/07/2008
Contract end date	

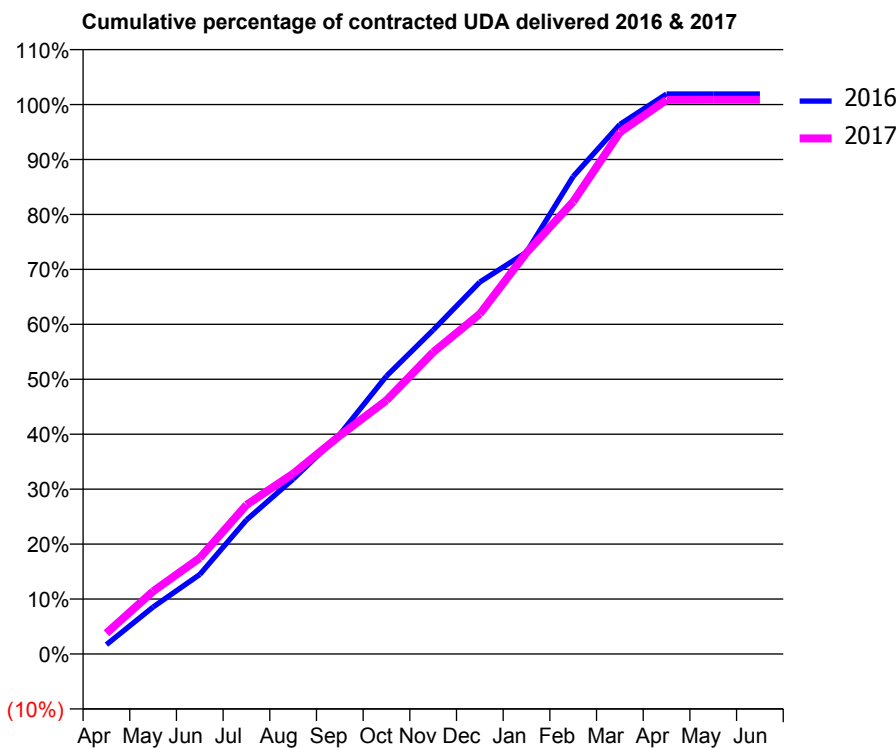
16/17 Contracted general activity (UDA)	17,605
Carry forward general activity (UDA)	0
16/17 Contracted orthodontic activity (UOA)	0
Carry forward orthodontic activity (UOA)	0
Baseline contract value	£457,299.84

ACCESS*

Patients seen in 24 months	Total	Change since previous quarter
Quarter ending March 2016	6,281	
Quarter ending June 2016	6,219	→
Quarter ending September 2016	6,094	↓
Quarter ending December 2016	5,990	↓
Quarter ending March 2017	6,041	→
Variance since March 2016	(3.8%)	↓



ACTIVITY



Month	Adjusted Scheduled Activity (UDA)	
	2016	2017
April	300	668
May	1,505	2,012
June	2,547	3,080
July	4,297	4,778
August	5,602	5,777
September	7,039	6,997
October	8,905	8,129
November	10,377	9,670
December	11,919	10,896
January	12,875	12,856
February	15,303	14,495
March	16,968	16,715
April	17,943	17,754
May	17,943	17,756
June	17,942	17,757

QUALITY

	Quantity	Base Number	Contract	AT	Region	England
% of FP17s for the same patient ID Re-attending within 3 months - Children	138	1,892	7.3%	12.5%	13.3%	12.3%
% of FP17s for the same patient ID Re-attending within 3 months - Adults	1,448	7,311	19.8%	18.0%	17.3%	16.7%
% of FP17s for the same patient ID Re-attending between 3 & 9 months - Children	1,036	1,892	54.8%	57.1%	58.9%	57.6%
% of FP17s for the same patient ID Re-attending between 3 & 9 months - Adults	3,902	7,311	53.4%	50.6%	52.2%	50.1%
% of FP17s for Band 1 Urgent Courses	1,018	9,164	11.1%	9.8%	9.2%	9.1%
% of FP17s Relating to Free Repair or Replacements	119	9,164	1.3%	1.0%	1.0%	0.8%
% of FP17s Relating to Continuations	209	9,164	2.3%	1.6%	1.4%	1.2%
% of Patients satisfied with the dentistry they have received	31	33	93.9%	93.7%	93.1%	92.8%
% of Patients satisfied with the time they had to wait for an appointment	30	33	90.9%	93.0%	89.5%	88.7%

* This is based on patients treated on this contract for their most recent course of treatment. Figures in italics indicate the base number of FP17s or Patient Questionnaire responses are less than 100. N/A is shown where the base number of responses is less than 10 during the period. % is calculated as Quantity/Base number*100

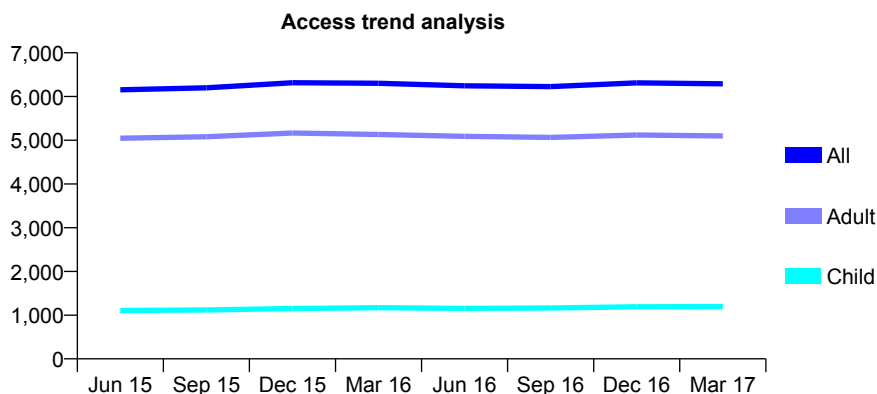
Q44 - Vital Signs At a Glance Contract Report for 156647/0001 - Year end March 2017

Name or company name	Hosside Dental Partnership
Contract type name	GDS Contract
Purpose of contract	General
Contract start date	26/04/2013
Contract end date	

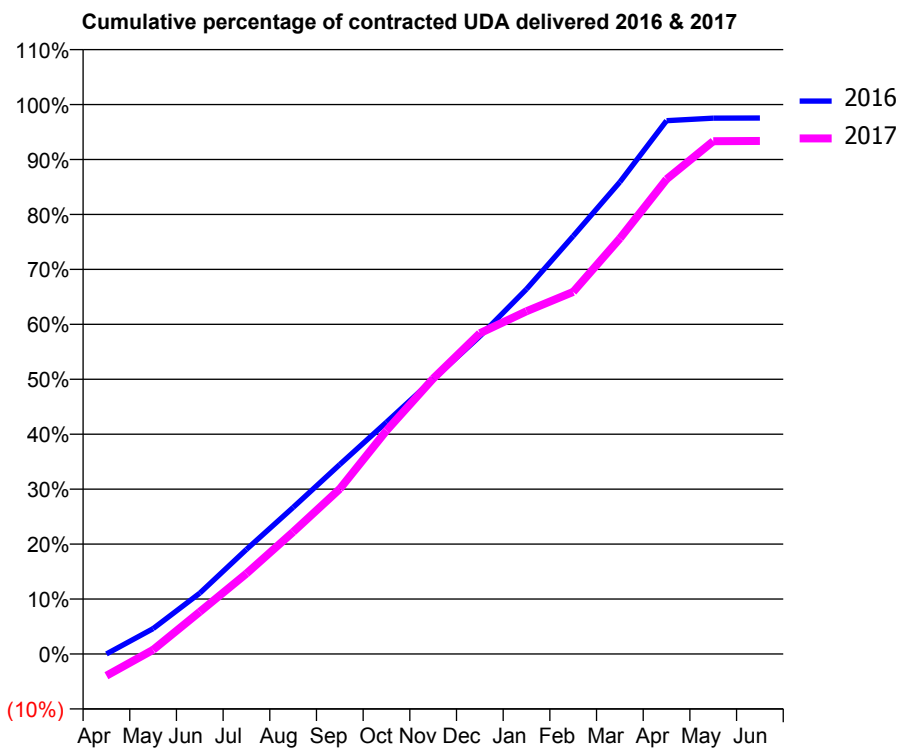
16/17 Contracted general activity (UDA)	19,498
Carry forward general activity (UDA)	775
16/17 Contracted orthodontic activity (UOA)	0
Carry forward orthodontic activity (UOA)	0
Baseline contract value	£533,251.50

ACCESS*

Patients seen in 24 months	Total	Change since previous quarter
Quarter ending March 2016	6,303	
Quarter ending June 2016	6,244	→
Quarter ending September 2016	6,227	→
Quarter ending December 2016	6,311	→
Quarter ending March 2017	6,290	→
Variance since March 2016	(0.2%)	→



ACTIVITY



Month	Adjusted Scheduled Activity (UDA)	
	2016	2017
April	0	-775
May	900	149
June	2,162	1,496
July	3,714	2,857
August	5,204	4,333
September	6,724	5,859
October	8,227	7,928
November	9,749	9,775
December	11,274	11,380
January	12,947	12,161
February	14,831	12,848
March	16,746	14,746
April	18,925	16,848
May	19,016	18,196
June	19,020	18,203

QUALITY

	Quantity	Base Number	Contract	AT	Region	England
% of FP17s for the same patient ID Re-attending within 3 months - Children	100	1,738	5.8%	12.5%	13.3%	12.3%
% of FP17s for the same patient ID Re-attending within 3 months - Adults	1,028	7,350	14.0%	18.0%	17.3%	16.7%
% of FP17s for the same patient ID Re-attending between 3 & 9 months - Children	1,101	1,738	63.3%	57.1%	58.9%	57.6%
% of FP17s for the same patient ID Re-attending between 3 & 9 months - Adults	4,488	7,350	61.1%	50.6%	52.2%	50.1%
% of FP17s for Band 1 Urgent Courses	684	8,590	8.0%	9.8%	9.2%	9.1%
% of FP17s Relating to Free Repair or Replacements	99	8,590	1.2%	1.0%	1.0%	0.8%
% of FP17s Relating to Continuations	162	8,590	1.9%	1.6%	1.4%	1.2%
% of Patients satisfied with the dentistry they have received	38	40	95.0%	93.7%	93.1%	92.8%
% of Patients satisfied with the time they had to wait for an appointment	37	40	92.5%	93.0%	89.5%	88.7%

* This is based on patients treated on this contract for their most recent course of treatment. Figures in italics indicate the base number of FP17s or Patient Questionnaire responses are less than 100. N/A is shown where the base number of responses is less than 10 during the period. % is calculated as Quantity/Base number*100

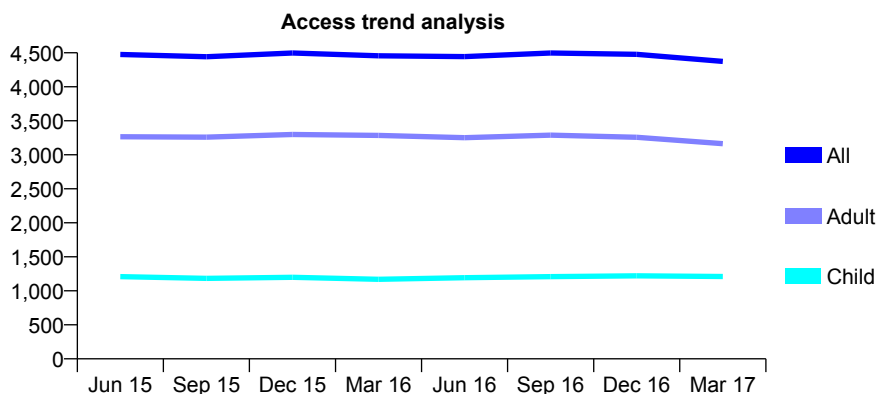
Q44 - Vital Signs At a Glance Contract Report for 157384/0001 - Year end March 2017

Name or company name	Fearnhead Dental Surgery
Contract type name	GDS Contract
Purpose of contract	General
Contract start date	01/11/2011
Contract end date	

16/17 Contracted general activity (UDA)	12,385
Carry forward general activity (UDA)	0
16/17 Contracted orthodontic activity (UOA)	0
Carry forward orthodontic activity (UOA)	0
Baseline contract value	£372,485.69

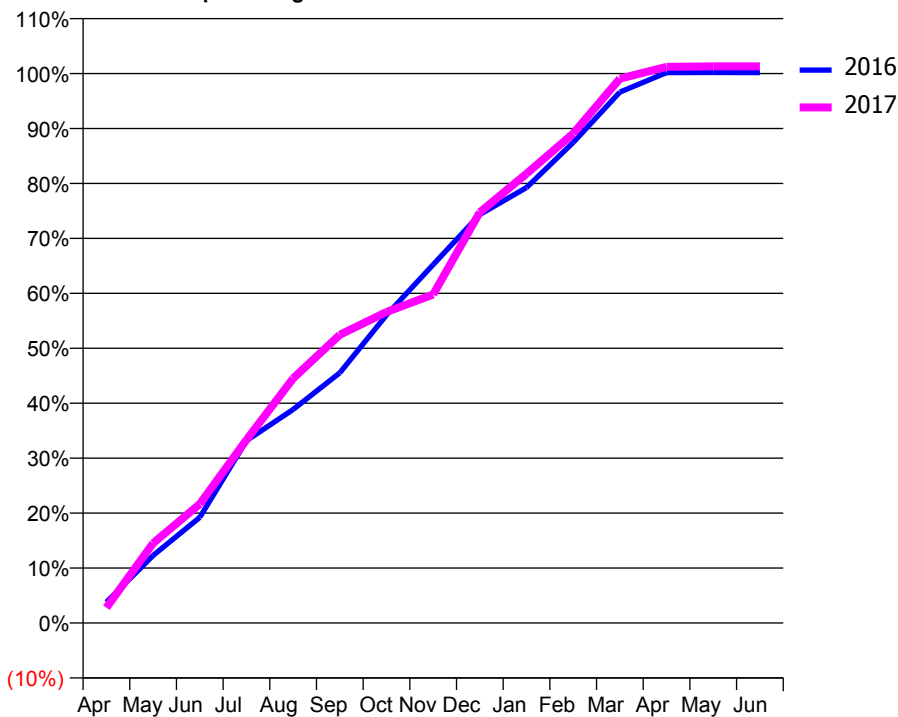
ACCESS*

Patients seen in 24 months	Total	Change since previous quarter
Quarter ending March 2016	4,455	
Quarter ending June 2016	4,445	→
Quarter ending September 2016	4,498	→
Quarter ending December 2016	4,478	→
Quarter ending March 2017	4,374	↓
Variance since March 2016	(1.8%)	↓



ACTIVITY

Cumulative percentage of contracted UDA delivered 2016 & 2017



Month	Adjusted Scheduled Activity (UDA)	
	2016	2017
April	471	348
May	1,522	1,799
June	2,382	2,681
July	4,110	4,129
August	4,812	5,513
September	5,639	6,495
October	6,941	7,012
November	8,078	7,405
December	9,206	9,259
January	9,814	10,127
February	10,831	11,033
March	11,966	12,270
April	12,406	12,535
May	12,407	12,546
June	12,405	12,545

QUALITY

	Quantity	Base Number	Contract	AT	Region	England
% of FP17s for the same patient ID Re-attending within 3 months - Children	108	1,547	7.0%	12.5%	13.3%	12.3%
% of FP17s for the same patient ID Re-attending within 3 months - Adults	543	3,839	14.1%	18.0%	17.3%	16.7%
% of FP17s for the same patient ID Re-attending between 3 & 9 months - Children	676	1,547	43.7%	57.1%	58.9%	57.6%
% of FP17s for the same patient ID Re-attending between 3 & 9 months - Adults	1,790	3,839	46.6%	50.6%	52.2%	50.1%
% of FP17s for Band 1 Urgent Courses	354	5,371	6.6%	9.8%	9.2%	9.1%
% of FP17s Relating to Free Repair or Replacements	45	5,371	0.8%	1.0%	1.0%	0.8%
% of FP17s Relating to Continuations	115	5,371	2.1%	1.6%	1.4%	1.2%
% of Patients satisfied with the dentistry they have received	3	5	N/A	93.7%	93.1%	92.8%
% of Patients satisfied with the time they had to wait for an appointment	3	5	N/A	93.0%	89.5%	88.7%

* This is based on patients treated on this contract for their most recent course of treatment. Figures in italics indicate the base number of FP17s or Patient Questionnaire responses are less than 100. N/A is shown where the base number of responses is less than 10 during the period. % is calculated as Quantity/Base number*100

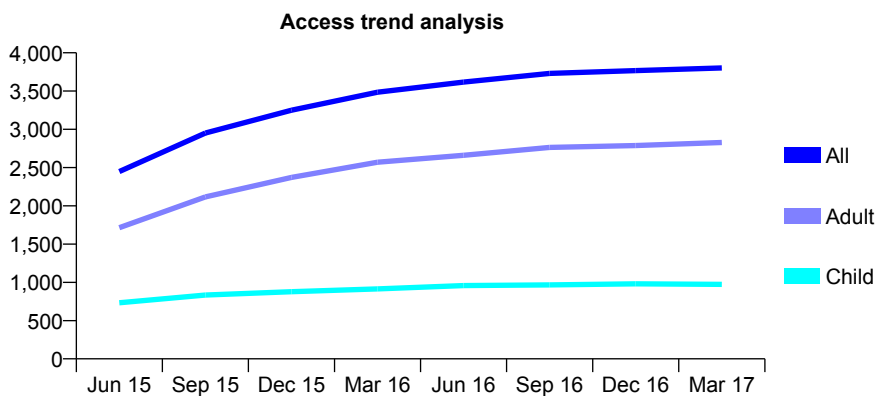
Q44 - Vital Signs At a Glance Contract Report for 158712/0001 - Year end March 2017

Name or company name	Bollington Dental Practice Limited
Contract type name	GDS Contract
Purpose of contract	General
Contract start date	01/10/2014
Contract end date	

16/17 Contracted general activity (UDA)	8,980
Carry forward general activity (UDA)	0
16/17 Contracted orthodontic activity (UOA)	0
Carry forward orthodontic activity (UOA)	0
Baseline contract value	£278,142.23

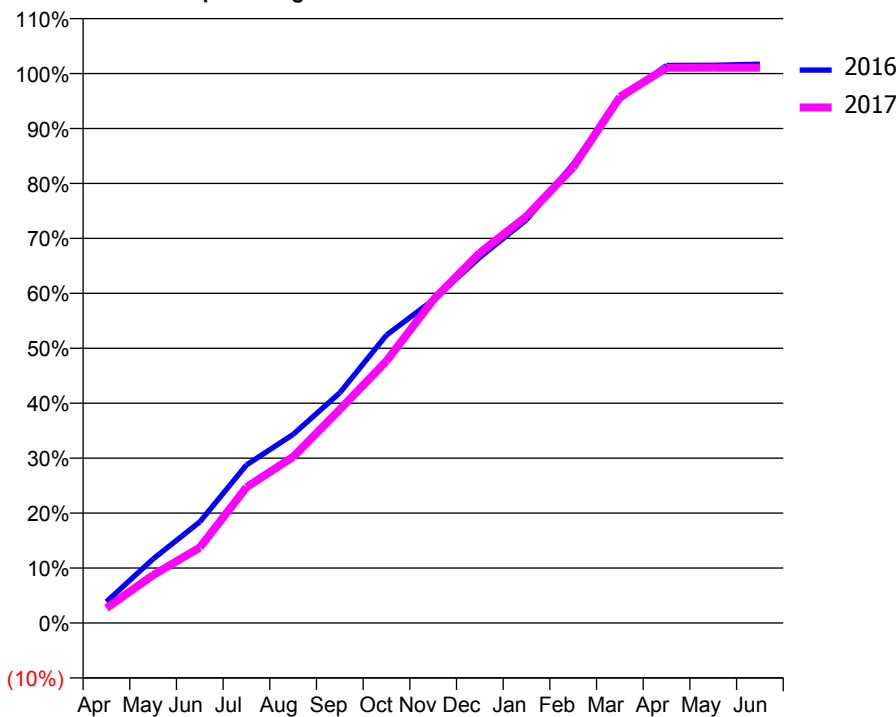
ACCESS*

Patients seen in 24 months	Total	Change since previous quarter
Quarter ending March 2016	3,485	
Quarter ending June 2016	3,617	↑
Quarter ending September 2016	3,731	↑
Quarter ending December 2016	3,768	→
Quarter ending March 2017	3,802	→
Variance since March 2016	9.1%	↑



ACTIVITY

Cumulative percentage of contracted UDA delivered 2016 & 2017



Adjusted Scheduled Activity (UDA)

Month	2016	2017
April	348	244
May	1,047	784
June	1,653	1,235
July	2,584	2,220
August	3,083	2,716
September	3,763	3,490
October	4,707	4,283
November	5,278	5,280
December	5,977	6,051
January	6,591	6,648
February	7,501	7,449
March	8,562	8,599
April	9,112	9,073
May	9,114	9,075
June	9,133	9,076

QUALITY

	Quantity	Base Number	Contract	AT	Region	England
% of FP17s for the same patient ID Re-attending within 3 months - Children	110	1,399	7.9%	12.5%	13.3%	12.3%
% of FP17s for the same patient ID Re-attending within 3 months - Adults	600	3,299	18.2%	18.0%	17.3%	16.7%
% of FP17s for the same patient ID Re-attending between 3 & 9 months - Children	682	1,399	48.7%	57.1%	58.9%	57.6%
% of FP17s for the same patient ID Re-attending between 3 & 9 months - Adults	678	3,299	20.6%	50.6%	52.2%	50.1%
% of FP17s for Band 1 Urgent Courses	530	4,673	11.3%	9.8%	9.2%	9.1%
% of FP17s Relating to Free Repair or Replacements	24	4,673	0.5%	1.0%	1.0%	0.8%
% of FP17s Relating to Continuations	62	4,673	1.3%	1.6%	1.4%	1.2%
% of Patients satisfied with the dentistry they have received	9	9	N/A	93.7%	93.1%	92.8%
% of Patients satisfied with the time they had to wait for an appointment	8	9	N/A	93.0%	89.5%	88.7%

* This is based on patients treated on this contract for their most recent course of treatment. Figures in italics indicate the base number of FP17s or Patient Questionnaire responses are less than 100. N/A is shown where the base number of responses is less than 10 during the period. % is calculated as Quantity/Base number*100

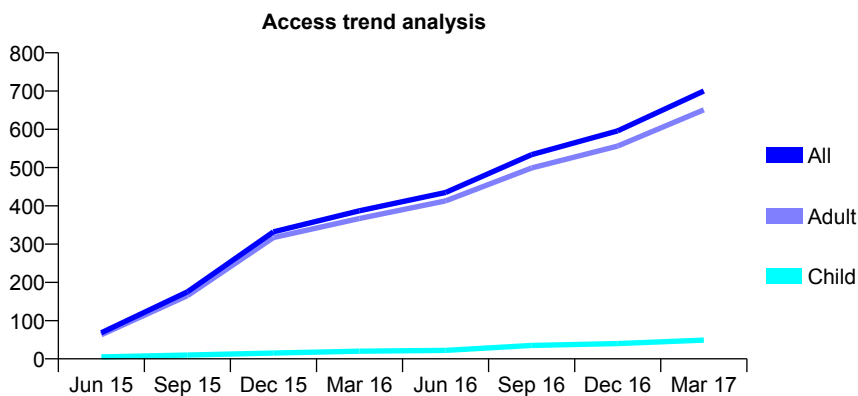
Q44 - Vital Signs At a Glance Contract Report for 160059/0014 - Year end March 2017

Name or company name	REVIVE DENTAL CARE LIMITED
Contract type name	PDS Contract
Purpose of contract	General
Contract start date	01/04/2015
Contract end date	31/03/2018

16/17 Contracted general activity (UDA)	15,000
Carry forward general activity (UDA)	0
16/17 Contracted orthodontic activity (UOA)	0
Carry forward orthodontic activity (UOA)	0
Baseline contract value	£397,545.60

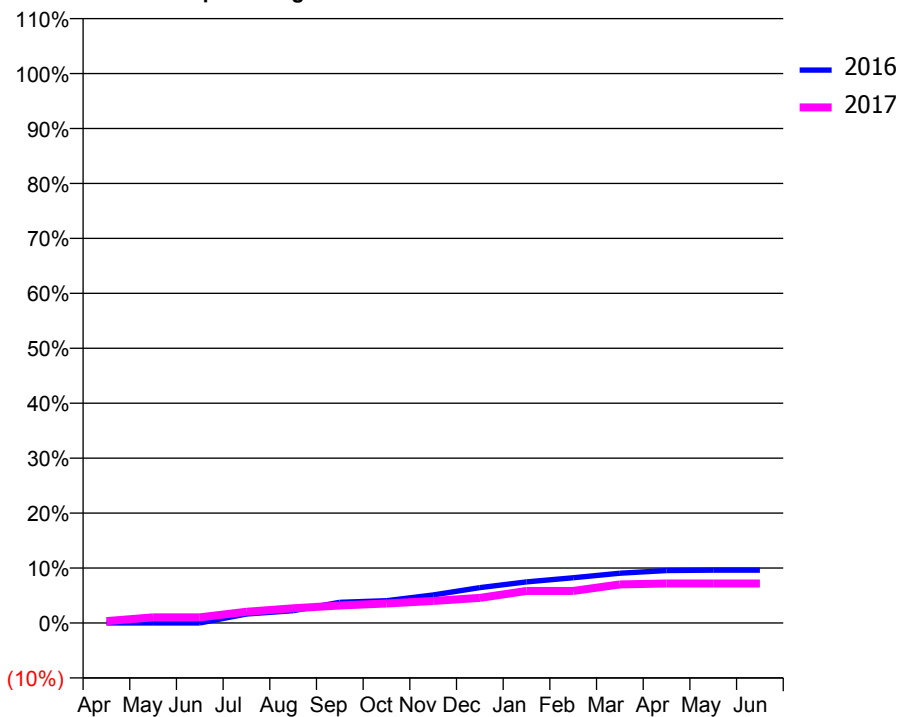
ACCESS*

Patients seen in 24 months	Total	Change since previous quarter
Quarter ending March 2016	387	
Quarter ending June 2016	435	↑
Quarter ending September 2016	534	↑
Quarter ending December 2016	596	↑
Quarter ending March 2017	700	↑
Variance since March 2016	80.9%	↑



ACTIVITY

Cumulative percentage of contracted UDA delivered 2016 & 2017



Month	Adjusted Scheduled Activity (UDA)	
	2016	2017
April	0	52
May	0	154
June	0	154
July	246	308
August	337	403
September	567	478
October	609	534
November	767	604
December	968	685
January	1,124	877
February	1,235	877
March	1,358	1,052
April	1,434	1,080
May	1,442	1,080
June	1,442	1,080

QUALITY

	Quantity	Base Number	Contract	AT	Region	England
% of FP17s for the same patient ID Re-attending within 3 months - Children	2	129	1.6%	12.5%	13.3%	12.3%
% of FP17s for the same patient ID Re-attending within 3 months - Adults	14	818	1.7%	18.0%	17.3%	16.7%
% of FP17s for the same patient ID Re-attending between 3 & 9 months - Children	1	129	0.8%	57.1%	58.9%	57.6%
% of FP17s for the same patient ID Re-attending between 3 & 9 months - Adults	2	818	0.2%	50.6%	52.2%	50.1%
% of FP17s for Band 1 Urgent Courses	898	900	99.8%	9.8%	9.2%	9.1%
% of FP17s Relating to Free Repair or Replacements	0	900	0.0%	1.0%	1.0%	0.8%
% of FP17s Relating to Continuations	0	900	0.0%	1.6%	1.4%	1.2%
% of Patients satisfied with the dentistry they have received	0	0	N/A	93.7%	93.1%	92.8%
% of Patients satisfied with the time they had to wait for an appointment	0	0	N/A	93.0%	89.5%	88.7%

* This is based on patients treated on this contract for their most recent course of treatment. Figures in italics indicate the base number of FP17s or Patient Questionnaire responses are less than 100. N/A is shown where the base number of responses is less than 10 during the period. % is calculated as Quantity/Base number*100

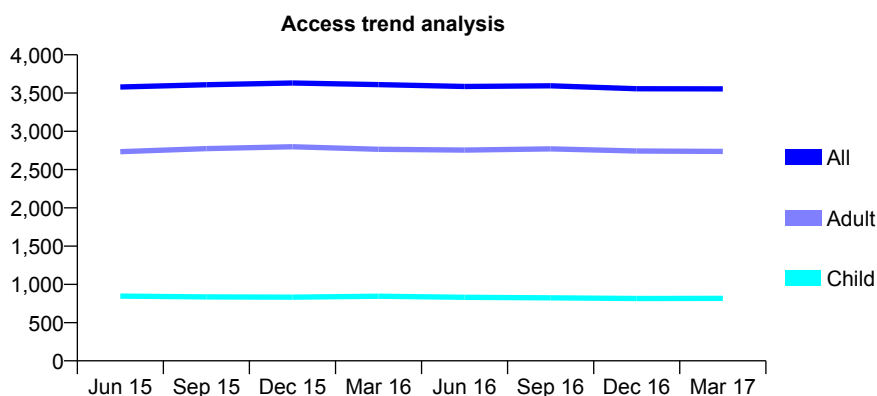
Q44 - Vital Signs At a Glance Contract Report for 160075/0001 - Year end March 2017

Name or company name	Arrowe Park Dental Practice
Contract type name	GDS Contract
Purpose of contract	General
Contract start date	01/11/2012
Contract end date	

16/17 Contracted general activity (UDA)	13,875
Carry forward general activity (UDA)	147
16/17 Contracted orthodontic activity (UOA)	0
Carry forward orthodontic activity (UOA)	0
Baseline contract value	£400,776.13

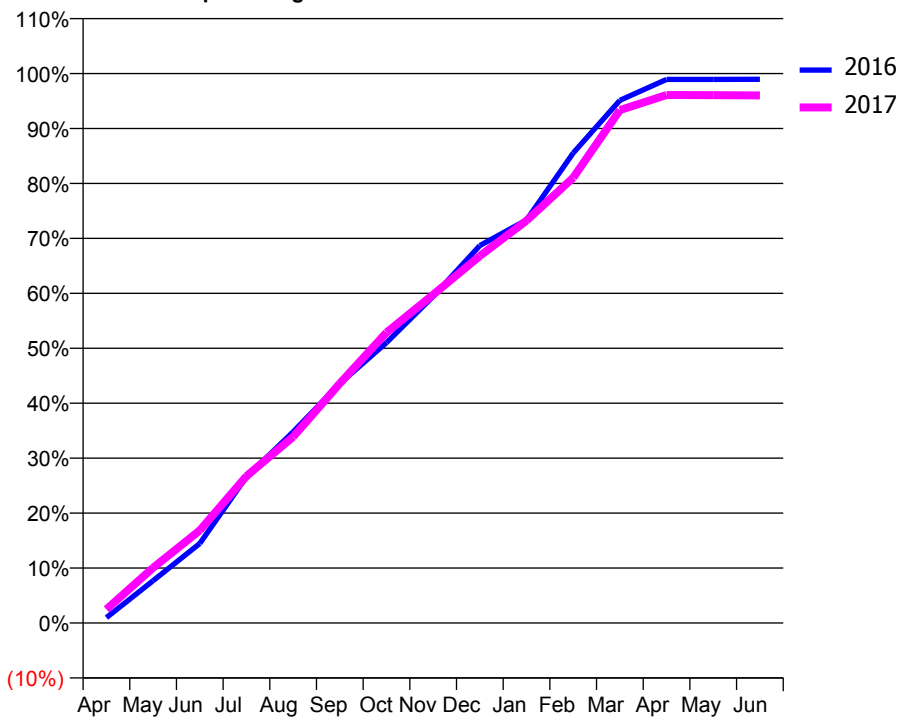
ACCESS*

Patients seen in 24 months	Total	Change since previous quarter
Quarter ending March 2016	3,610	
Quarter ending June 2016	3,586	→
Quarter ending September 2016	3,594	→
Quarter ending December 2016	3,557	↓
Quarter ending March 2017	3,554	→
Variance since March 2016	(1.6%)	↓



ACTIVITY

Cumulative percentage of contracted UDA delivered 2016 & 2017



Month	Adjusted Scheduled Activity (UDA)	
	2016	2017
April	138	344
May	1,068	1,394
June	2,010	2,338
July	3,690	3,707
August	4,825	4,704
September	6,045	6,049
October	7,079	7,336
November	8,248	8,291
December	9,531	9,266
January	10,175	10,160
February	11,866	11,245
March	13,198	12,951
April	13,727	13,333
May	13,727	13,328
June	13,728	13,323

QUALITY

	Quantity	Base Number	Contract	AT	Region	England
% of FP17s for the same patient ID Re-attending within 3 months - Children	99	1,084	9.1%	12.5%	13.3%	12.3%
% of FP17s for the same patient ID Re-attending within 3 months - Adults	971	4,333	22.4%	18.0%	17.3%	16.7%
% of FP17s for the same patient ID Re-attending between 3 & 9 months - Children	577	1,084	53.2%	57.1%	58.9%	57.6%
% of FP17s for the same patient ID Re-attending between 3 & 9 months - Adults	2,289	4,333	52.8%	50.6%	52.2%	50.1%
% of FP17s for Band 1 Urgent Courses	274	5,337	5.1%	9.8%	9.2%	9.1%
% of FP17s Relating to Free Repair or Replacements	153	5,337	2.9%	1.0%	1.0%	0.8%
% of FP17s Relating to Continuations	121	5,337	2.3%	1.6%	1.4%	1.2%
% of Patients satisfied with the dentistry they have received	13	14	92.9%	93.7%	93.1%	92.8%
% of Patients satisfied with the time they had to wait for an appointment	14	14	100.0%	93.0%	89.5%	88.7%

* This is based on patients treated on this contract for their most recent course of treatment. Figures in italics indicate the base number of FP17s or Patient Questionnaire responses are less than 100. N/A is shown where the base number of responses is less than 10 during the period. % is calculated as Quantity/Base number*100

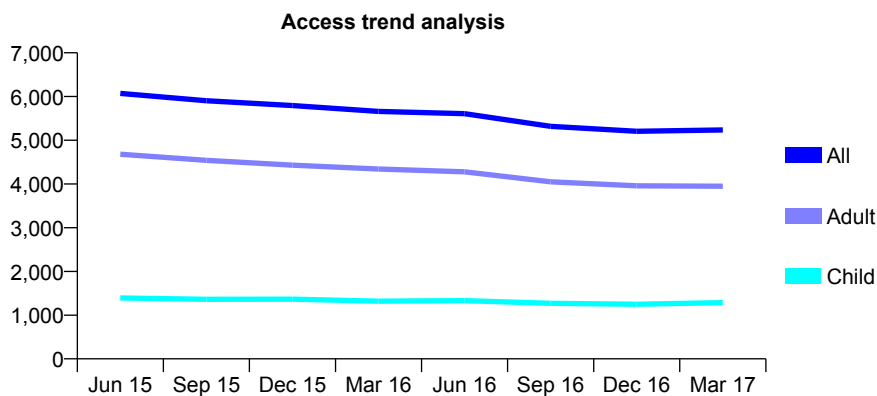
Q44 - Vital Signs At a Glance Contract Report for 160849/0001 - Year end March 2017

Name or company name	Abbotts and Ward
Contract type name	GDS Contract
Purpose of contract	General
Contract start date	01/05/2013
Contract end date	

16/17 Contracted general activity (UDA)	17,000
Carry forward general activity (UDA)	0
16/17 Contracted orthodontic activity (UOA)	0
Carry forward orthodontic activity (UOA)	0
Baseline contract value	£405,654.99

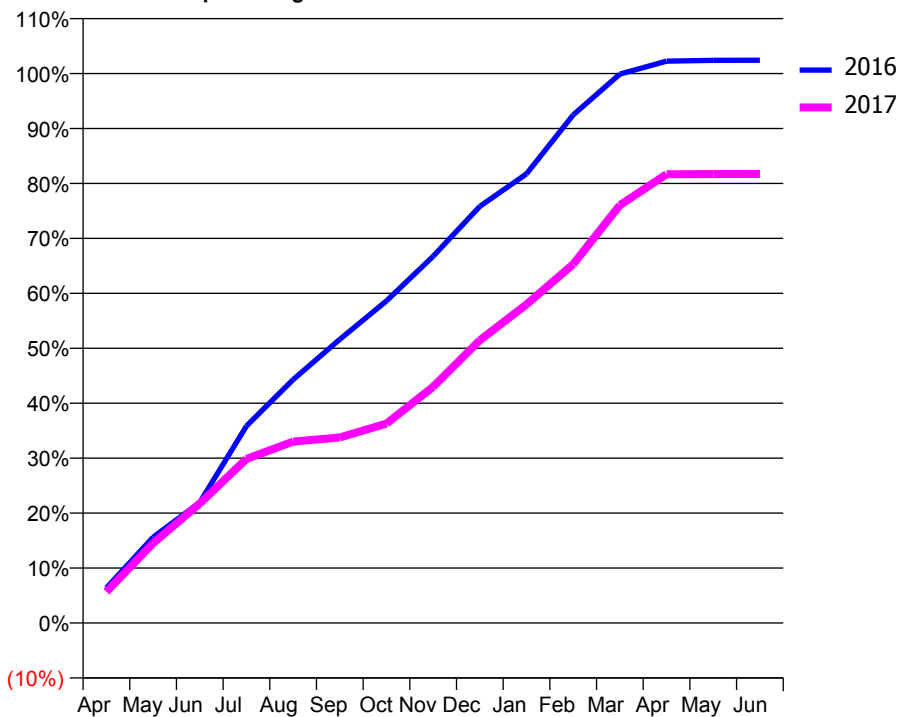
ACCESS*

Patients seen in 24 months	Total	Change since previous quarter
Quarter ending March 2016	5,660	
Quarter ending June 2016	5,608	→
Quarter ending September 2016	5,319	↓
Quarter ending December 2016	5,204	↓
Quarter ending March 2017	5,235	→
Variance since March 2016	(7.5%)	↓



ACTIVITY

Cumulative percentage of contracted UDA delivered 2016 & 2017



Adjusted Scheduled Activity (UDA)

Month	2016	2017
April	1,085	967
May	2,653	2,471
June	3,733	3,700
July	6,095	5,075
August	7,530	5,612
September	8,776	5,741
October	9,965	6,169
November	11,348	7,309
December	12,890	8,746
January	13,896	9,857
February	15,720	11,098
March	16,983	12,926
April	17,381	13,885
May	17,407	13,887
June	17,413	13,891

QUALITY

	Quantity	Base Number	Contract	AT	Region	England
% of FP17s for the same patient ID Re-attending within 3 months - Children	88	1,515	5.8%	12.5%	13.3%	12.3%
% of FP17s for the same patient ID Re-attending within 3 months - Adults	841	5,286	15.9%	18.0%	17.3%	16.7%
% of FP17s for the same patient ID Re-attending between 3 & 9 months - Children	806	1,515	53.2%	57.1%	58.9%	57.6%
% of FP17s for the same patient ID Re-attending between 3 & 9 months - Adults	2,807	5,286	53.1%	50.6%	52.2%	50.1%
% of FP17s for Band 1 Urgent Courses	703	6,899	10.2%	9.8%	9.2%	9.1%
% of FP17s Relating to Free Repair or Replacements	73	6,899	1.1%	1.0%	1.0%	0.8%
% of FP17s Relating to Continuations	76	6,899	1.1%	1.6%	1.4%	1.2%
% of Patients satisfied with the dentistry they have received	9	9	N/A	93.7%	93.1%	92.8%
% of Patients satisfied with the time they had to wait for an appointment	8	9	N/A	93.0%	89.5%	88.7%

* This is based on patients treated on this contract for their most recent course of treatment. Figures in italics indicate the base number of FP17s or Patient Questionnaire responses are less than 100. N/A is shown where the base number of responses is less than 10 during the period. % is calculated as Quantity/Base number*100

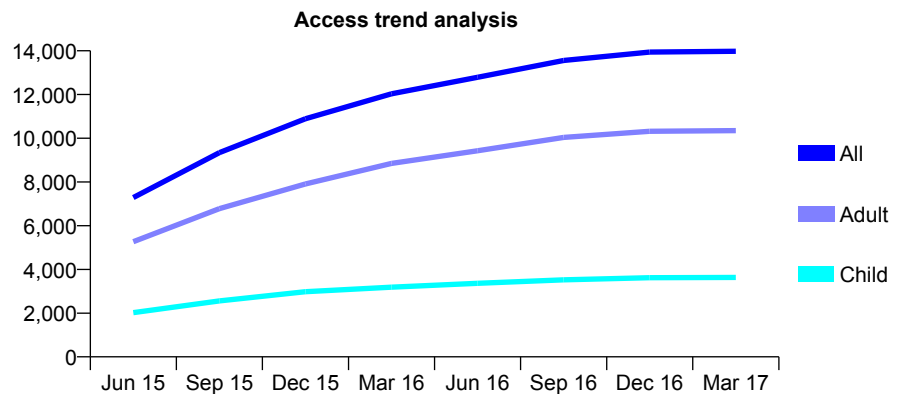
Q44 - Vital Signs At a Glance Contract Report for 161152/0001 - Year end March 2017

Name or company name	Martins Lane Dental Practice
Contract type name	GDS Contract
Purpose of contract	General
Contract start date	01/01/2015
Contract end date	

16/17 Contracted general activity (UDA)	40,962
Carry forward general activity (UDA)	34
16/17 Contracted orthodontic activity (UOA)	0
Carry forward orthodontic activity (UOA)	0
Baseline contract value	£1,255,603.20

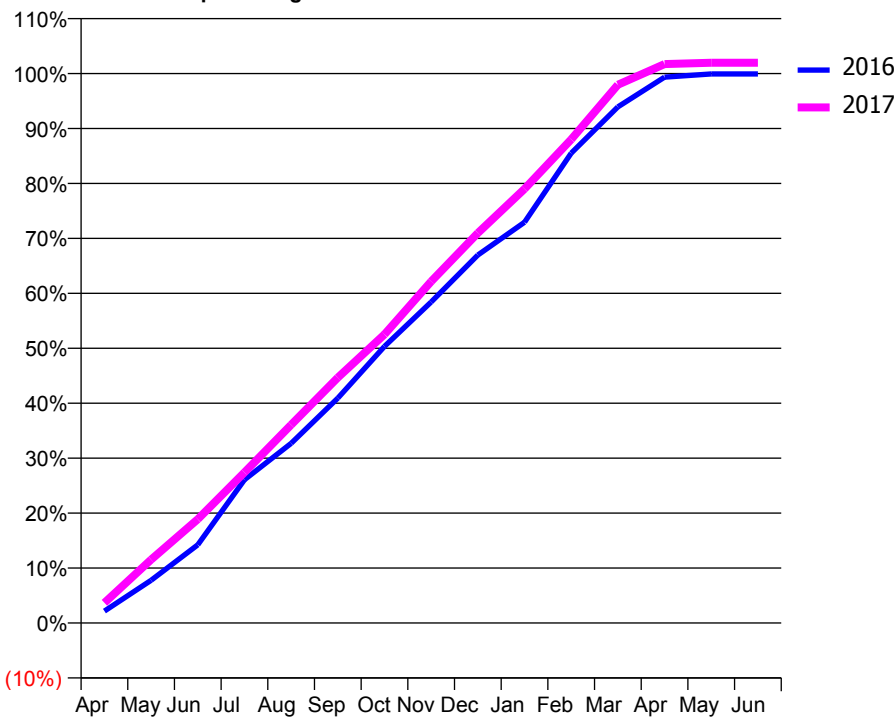
ACCESS*

Patients seen in 24 months	Total	Change since previous quarter
Quarter ending March 2016	12,034	
Quarter ending June 2016	12,790	↑
Quarter ending September 2016	13,559	↑
Quarter ending December 2016	13,941	↑
Quarter ending March 2017	13,981	→
Variance since March 2016	16.2%	↑



ACTIVITY

Cumulative percentage of contracted UDA delivered 2016 & 2017



Month	Adjusted Scheduled Activity (UDA)	
	2016	2017
April	886	1,503
May	3,185	4,729
June	5,833	7,737
July	10,680	11,225
August	13,399	14,779
September	16,768	18,290
October	20,619	21,514
November	23,936	25,458
December	27,428	29,070
January	29,871	32,363
February	35,025	36,044
March	38,476	40,128
April	40,687	41,668
May	40,928	41,763
June	40,928	41,763

QUALITY

	Quantity	Base Number	Contract	AT	Region	England
% of FP17s for the same patient ID Re-attending within 3 months - Children	512	4,750	10.8%	12.5%	13.3%	12.3%
% of FP17s for the same patient ID Re-attending within 3 months - Adults	2,966	13,429	22.1%	18.0%	17.3%	16.7%
% of FP17s for the same patient ID Re-attending between 3 & 9 months - Children	2,128	4,750	44.8%	57.1%	58.9%	57.6%
% of FP17s for the same patient ID Re-attending between 3 & 9 months - Adults	5,137	13,429	38.3%	50.6%	52.2%	50.1%
% of FP17s for Band 1 Urgent Courses	1,185	16,934	7.0%	9.8%	9.2%	9.1%
% of FP17s Relating to Free Repair or Replacements	150	16,934	0.9%	1.0%	1.0%	0.8%
% of FP17s Relating to Continuations	687	16,934	4.1%	1.6%	1.4%	1.2%
% of Patients satisfied with the dentistry they have received	33	33	100.0%	93.7%	93.1%	92.8%
% of Patients satisfied with the time they had to wait for an appointment	32	33	97.0%	93.0%	89.5%	88.7%

* This is based on patients treated on this contract for their most recent course of treatment. Figures in italics indicate the base number of FP17s or Patient Questionnaire responses are less than 100. N/A is shown where the base number of responses is less than 10 during the period. % is calculated as Quantity/Base number*100

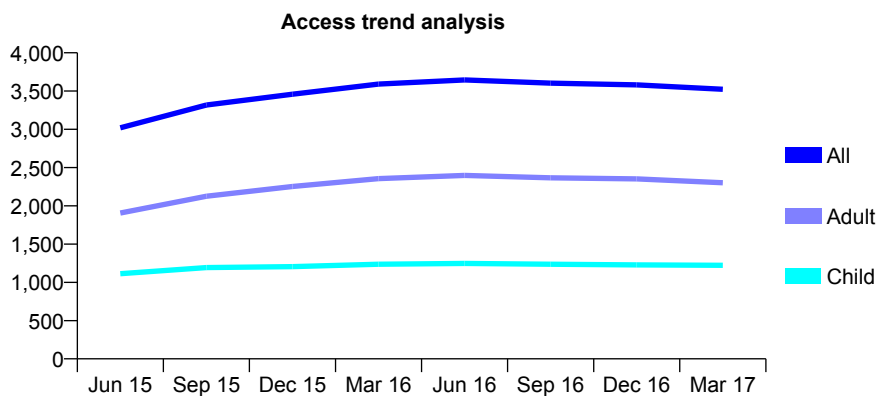
Q44 - Vital Signs At a Glance Contract Report for 161195/0001 - Year end March 2017

Name or company name	Toft Road Dental Surgery
Contract type name	GDS Contract
Purpose of contract	General
Contract start date	01/06/2014
Contract end date	

16/17 Contracted general activity (UDA)	7,912
Carry forward general activity (UDA)	0
16/17 Contracted orthodontic activity (UOA)	0
Carry forward orthodontic activity (UOA)	0
Baseline contract value	£188,788.83

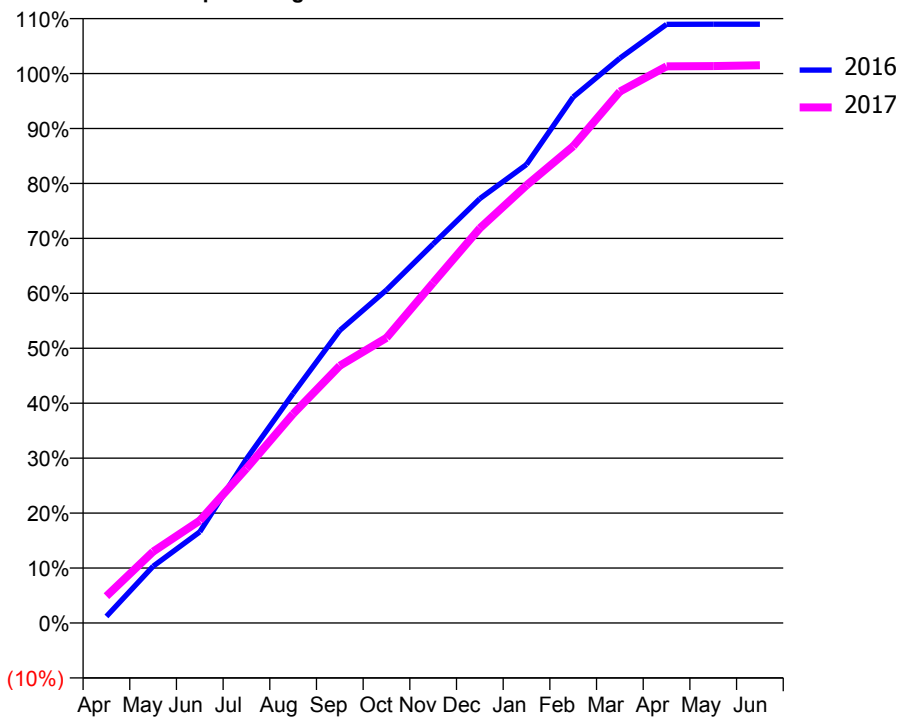
ACCESS*

Patients seen in 24 months	Total	Change since previous quarter
Quarter ending March 2016	3,591	
Quarter ending June 2016	3,645	→
Quarter ending September 2016	3,603	↓
Quarter ending December 2016	3,580	→
Quarter ending March 2017	3,523	↓
Variance since March 2016	(1.9%)	↓



ACTIVITY

Cumulative percentage of contracted UDA delivered 2016 & 2017



Month	Adjusted Scheduled Activity (UDA)	
	2016	2017
April	95	387
May	818	1,029
June	1,313	1,476
July	2,362	2,226
August	3,306	3,011
September	4,213	3,705
October	4,795	4,106
November	5,457	4,900
December	6,110	5,684
January	6,603	6,303
February	7,574	6,864
March	8,132	7,652
April	8,620	8,015
May	8,622	8,018
June	8,623	8,031

QUALITY

	Quantity	Base Number	Contract	AT	Region	England
% of FP17s for the same patient ID Re-attending within 3 months - Children	129	1,933	6.7%	12.5%	13.3%	12.3%
% of FP17s for the same patient ID Re-attending within 3 months - Adults	420	3,317	12.7%	18.0%	17.3%	16.7%
% of FP17s for the same patient ID Re-attending between 3 & 9 months - Children	1,247	1,933	64.5%	57.1%	58.9%	57.6%
% of FP17s for the same patient ID Re-attending between 3 & 9 months - Adults	2,043	3,317	61.6%	50.6%	52.2%	50.1%
% of FP17s for Band 1 Urgent Courses	386	5,213	7.4%	9.8%	9.2%	9.1%
% of FP17s Relating to Free Repair or Replacements	13	5,213	0.2%	1.0%	1.0%	0.8%
% of FP17s Relating to Continuations	5	5,213	0.1%	1.6%	1.4%	1.2%
% of Patients satisfied with the dentistry they have received	8	8	N/A	93.7%	93.1%	92.8%
% of Patients satisfied with the time they had to wait for an appointment	7	8	N/A	93.0%	89.5%	88.7%

* This is based on patients treated on this contract for their most recent course of treatment. Figures in italics indicate the base number of FP17s or Patient Questionnaire responses are less than 100. N/A is shown where the base number of responses is less than 10 during the period. % is calculated as Quantity/Base number*100

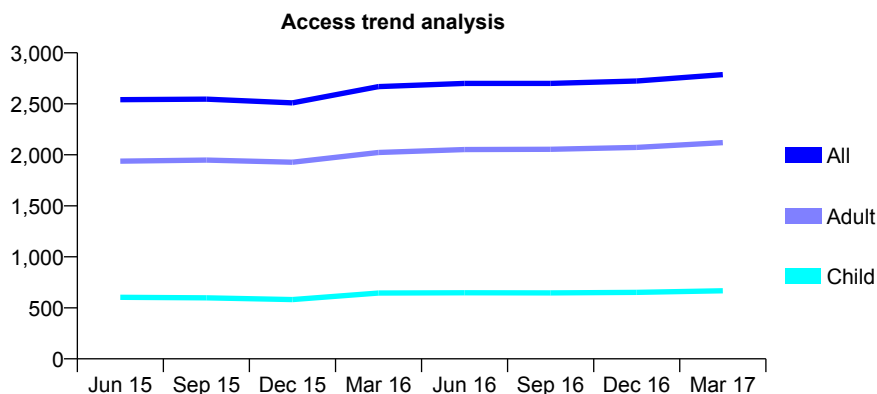
Q44 - Vital Signs At a Glance Contract Report for 161535/0001 - Year end March 2017

Name or company name	Orchard Dental Practice
Contract type name	GDS Contract
Purpose of contract	General
Contract start date	01/05/2013
Contract end date	

16/17 Contracted general activity (UDA)	7,200
Carry forward general activity (UDA)	19
16/17 Contracted orthodontic activity (UOA)	0
Carry forward orthodontic activity (UOA)	0
Baseline contract value	£207,952.33

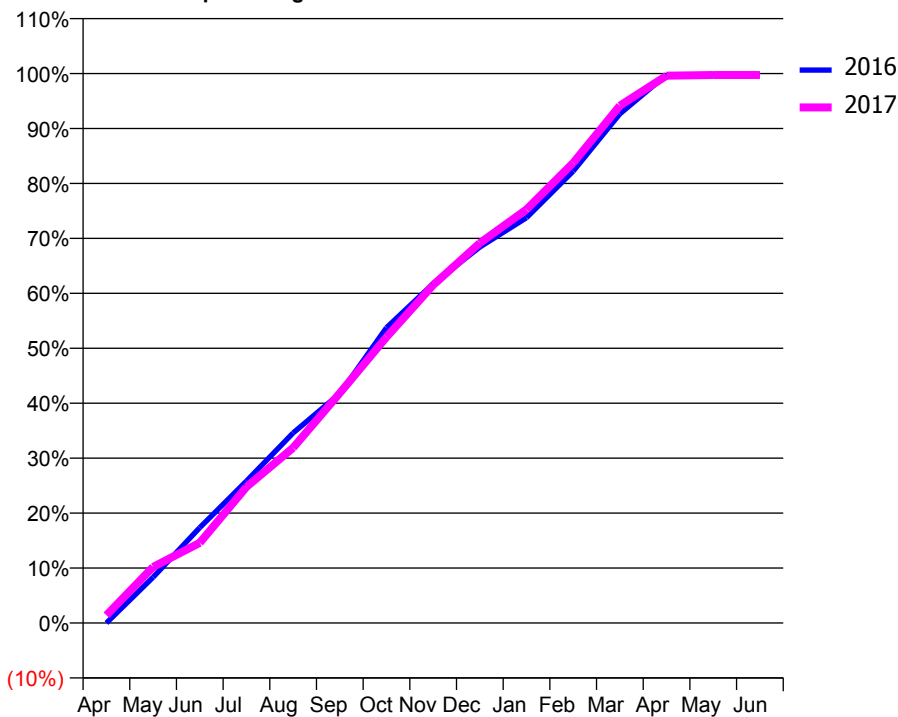
ACCESS*

Patients seen in 24 months	Total	Change since previous quarter
Quarter ending March 2016	2,668	
Quarter ending June 2016	2,700	→
Quarter ending September 2016	2,700	→
Quarter ending December 2016	2,723	→
Quarter ending March 2017	2,786	↑
Variance since March 2016	4.4%	↑



ACTIVITY

Cumulative percentage of contracted UDA delivered 2016 & 2017



Month	Adjusted Scheduled Activity (UDA)	
	2016	2017
April	0	103
May	600	734
June	1,250	1,051
July	1,860	1,783
August	2,491	2,297
September	3,007	3,013
October	3,869	3,746
November	4,445	4,428
December	4,926	4,979
January	5,311	5,419
February	5,921	6,029
March	6,672	6,779
April	7,183	7,171
May	7,181	7,180
June	7,181	7,180

QUALITY

	Quantity	Base Number	Contract	AT	Region	England
% of FP17s for the same patient ID Re-attending within 3 months - Children	79	1,042	7.6%	12.5%	13.3%	12.3%
% of FP17s for the same patient ID Re-attending within 3 months - Adults	392	3,033	12.9%	18.0%	17.3%	16.7%
% of FP17s for the same patient ID Re-attending between 3 & 9 months - Children	673	1,042	64.6%	57.1%	58.9%	57.6%
% of FP17s for the same patient ID Re-attending between 3 & 9 months - Adults	1,704	3,033	56.2%	50.6%	52.2%	50.1%
% of FP17s for Band 1 Urgent Courses	223	3,202	7.0%	9.8%	9.2%	9.1%
% of FP17s Relating to Free Repair or Replacements	21	3,202	0.7%	1.0%	1.0%	0.8%
% of FP17s Relating to Continuations	0	3,202	0.0%	1.6%	1.4%	1.2%
% of Patients satisfied with the dentistry they have received	9	10	90.0%	93.7%	93.1%	92.8%
% of Patients satisfied with the time they had to wait for an appointment	9	10	90.0%	93.0%	89.5%	88.7%

* This is based on patients treated on this contract for their most recent course of treatment. Figures in italics indicate the base number of FP17s or Patient Questionnaire responses are less than 100. N/A is shown where the base number of responses is less than 10 during the period. % is calculated as Quantity/Base number*100

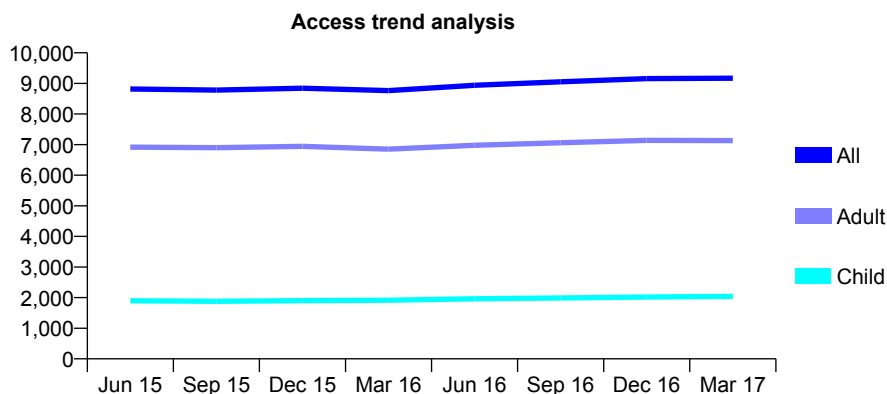
Q44 - Vital Signs At a Glance Contract Report for 162396/0001 - Year end March 2017

Name or company name	PHOENIX DENTAL PRACTICE LIMITED
Contract type name	GDS Contract
Purpose of contract	General
Contract start date	01/10/2011
Contract end date	

16/17 Contracted general activity (UDA)	25,819
Carry forward general activity (UDA)	257
16/17 Contracted orthodontic activity (UOA)	0
Carry forward orthodontic activity (UOA)	0
Baseline contract value	£682,667.82

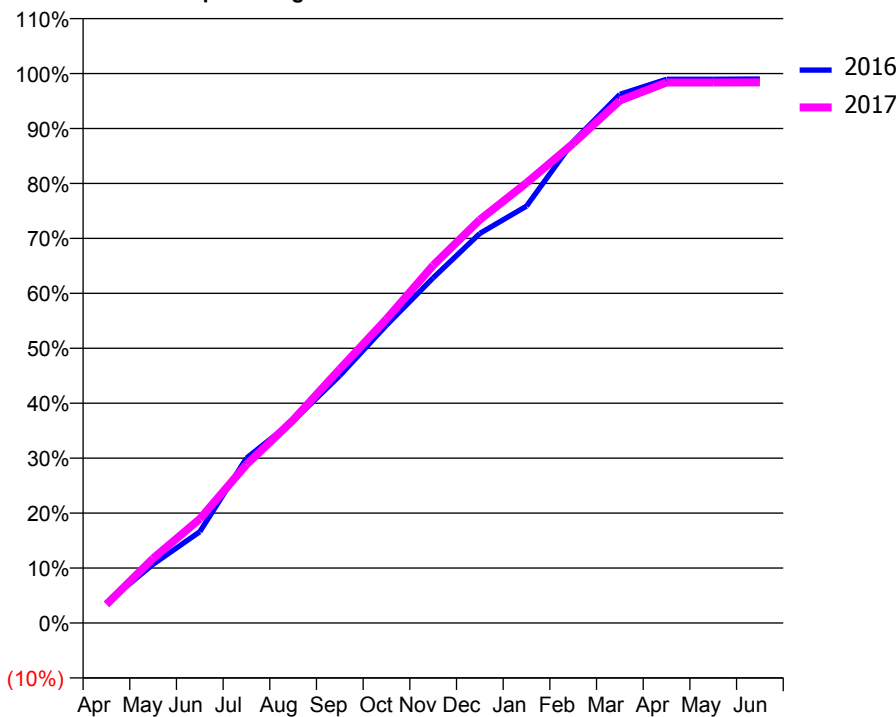
ACCESS*

Patients seen in 24 months	Total	Change since previous quarter
Quarter ending March 2016	8,766	
Quarter ending June 2016	8,941	→
Quarter ending September 2016	9,051	→
Quarter ending December 2016	9,159	→
Quarter ending March 2017	9,169	→
Variance since March 2016	4.6%	↑



ACTIVITY

Cumulative percentage of contracted UDA delivered 2016 & 2017



Month	2016	2017
April	948	874
May	2,759	3,036
June	4,289	4,891
July	7,745	7,450
August	9,493	9,537
September	11,623	11,934
October	13,995	14,284
November	16,216	16,805
December	18,308	18,953
January	19,589	20,680
February	22,621	22,533
March	24,842	24,552
April	25,547	25,395
May	25,547	25,400
June	25,562	25,402

QUALITY

	Quantity	Base Number	Contract	AT	Region	England
% of FP17s for the same patient ID Re-attending within 3 months - Children	168	2,893	5.8%	12.5%	13.3%	12.3%
% of FP17s for the same patient ID Re-attending within 3 months - Adults	1,533	10,345	14.8%	18.0%	17.3%	16.7%
% of FP17s for the same patient ID Re-attending between 3 & 9 months - Children	1,697	2,893	58.7%	57.1%	58.9%	57.6%
% of FP17s for the same patient ID Re-attending between 3 & 9 months - Adults	5,983	10,345	57.8%	50.6%	52.2%	50.1%
% of FP17s for Band 1 Urgent Courses	1,128	13,261	8.5%	9.8%	9.2%	9.1%
% of FP17s Relating to Free Repair or Replacements	136	13,261	1.0%	1.0%	1.0%	0.8%
% of FP17s Relating to Continuations	255	13,261	1.9%	1.6%	1.4%	1.2%
% of Patients satisfied with the dentistry they have received	25	26	96.2%	93.7%	93.1%	92.8%
% of Patients satisfied with the time they had to wait for an appointment	25	26	96.2%	93.0%	89.5%	88.7%

* This is based on patients treated on this contract for their most recent course of treatment. Figures in italics indicate the base number of FP17s or Patient Questionnaire responses are less than 100. N/A is shown where the base number of responses is less than 10 during the period. % is calculated as Quantity/Base number*100

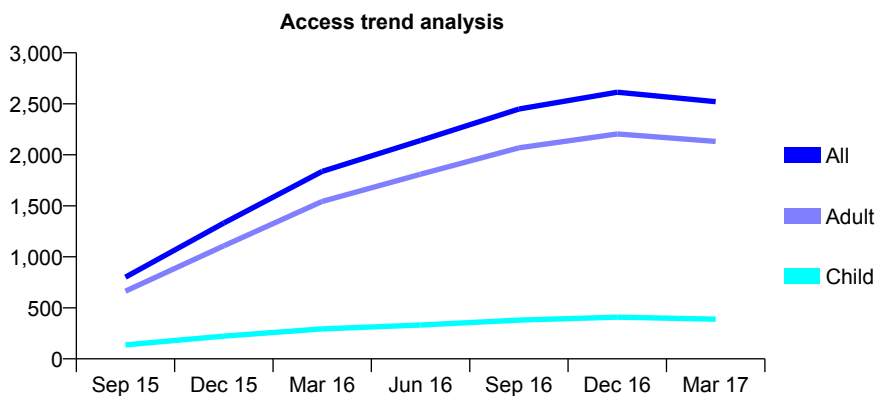
Q44 - Vital Signs At a Glance Contract Report for 165956/0001 - Year end March 2017

Name or company name	Park House Dental Practice
Contract type name	GDS Contract
Purpose of contract	General
Contract start date	06/07/2015
Contract end date	

16/17 Contracted general activity (UDA)	12,118
Carry forward general activity (UDA)	0
16/17 Contracted orthodontic activity (UOA)	0
Carry forward orthodontic activity (UOA)	0
Baseline contract value	£314,023.68

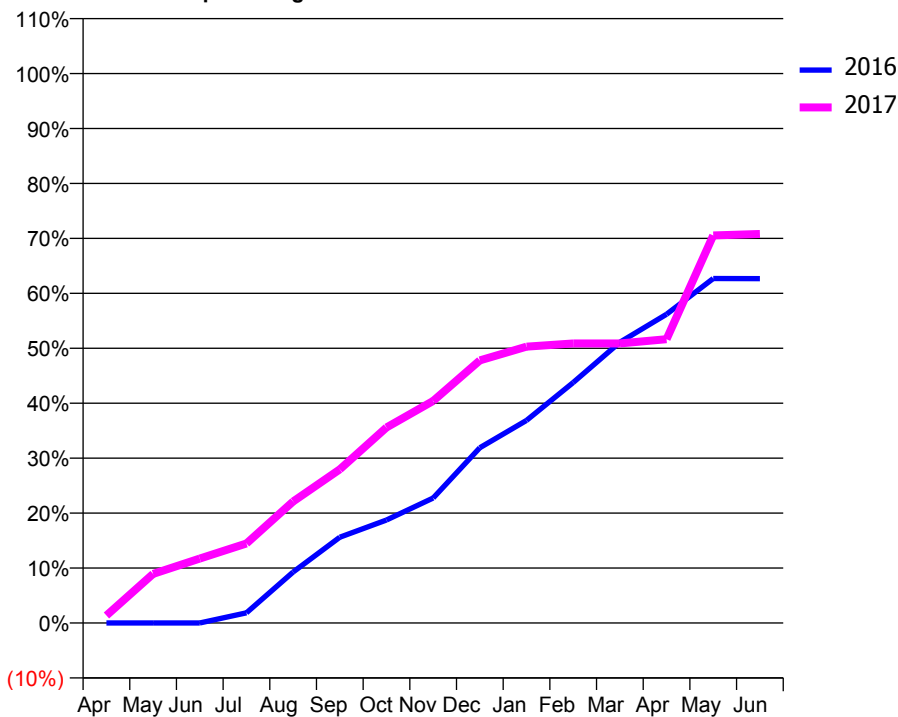
ACCESS*

Patients seen in 24 months	Total	Change since previous quarter
Quarter ending March 2016	1,837	
Quarter ending June 2016	2,141	↑
Quarter ending September 2016	2,449	↑
Quarter ending December 2016	2,614	↑
Quarter ending March 2017	2,521	↓
Variance since March 2016	37.2%	↑



ACTIVITY

Cumulative percentage of contracted UDA delivered 2016 & 2017



Month	Adjusted Scheduled Activity (UDA)	
	2016	2017
April	0	166
May	0	1,084
June	0	1,422
July	183	1,755
August	912	2,681
September	1,532	3,388
October	1,842	4,312
November	2,235	4,897
December	3,133	5,791
January	3,621	6,094
February	4,297	6,166
March	5,018	6,166
April	5,516	6,261
May	6,155	8,548
June	6,152	8,581

QUALITY

	Quantity	Base Number	Contract	AT	Region	England
% of FP17s for the same patient ID Re-attending within 3 months - Children	37	512	7.2%	12.5%	13.3%	12.3%
% of FP17s for the same patient ID Re-attending within 3 months - Adults	550	2,892	19.0%	18.0%	17.3%	16.7%
% of FP17s for the same patient ID Re-attending between 3 & 9 months - Children	216	512	42.2%	57.1%	58.9%	57.6%
% of FP17s for the same patient ID Re-attending between 3 & 9 months - Adults	1,097	2,892	37.9%	50.6%	52.2%	50.1%
% of FP17s for Band 1 Urgent Courses	659	3,966	16.6%	9.8%	9.2%	9.1%
% of FP17s Relating to Free Repair or Replacements	75	3,966	1.9%	1.0%	1.0%	0.8%
% of FP17s Relating to Continuations	38	3,966	1.0%	1.6%	1.4%	1.2%
% of Patients satisfied with the dentistry they have received	3	7	N/A	93.7%	93.1%	92.8%
% of Patients satisfied with the time they had to wait for an appointment	5	7	N/A	93.0%	89.5%	88.7%

* This is based on patients treated on this contract for their most recent course of treatment. Figures in italics indicate the base number of FP17s or Patient Questionnaire responses are less than 100. N/A is shown where the base number of responses is less than 10 during the period. % is calculated as Quantity/Base number*100

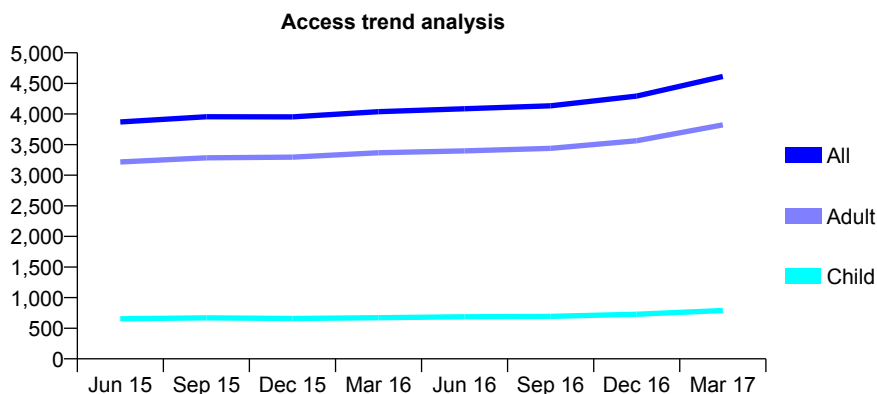
Q44 - Vital Signs At a Glance Contract Report for 166693/0001 - Year end March 2017

Name or company name	Roe Street Dental Practice
Contract type name	GDS Contract
Purpose of contract	General
Contract start date	01/10/2013
Contract end date	

16/17 Contracted general activity (UDA)	14,952
Carry forward general activity (UDA)	506
16/17 Contracted orthodontic activity (UOA)	0
Carry forward orthodontic activity (UOA)	0
Baseline contract value	£399,018.11

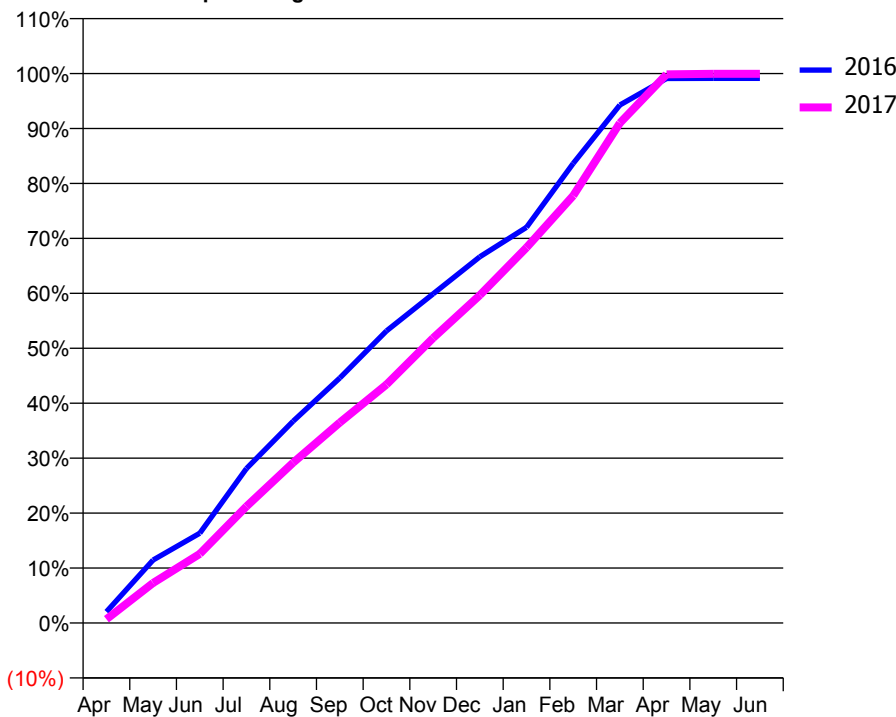
ACCESS*

Patients seen in 24 months	Total	Change since previous quarter
Quarter ending March 2016	4,039	
Quarter ending June 2016	4,086	→
Quarter ending September 2016	4,133	→
Quarter ending December 2016	4,292	↑
Quarter ending March 2017	4,613	↑
Variance since March 2016	14.2%	↑



ACTIVITY

Cumulative percentage of contracted UDA delivered 2016 & 2017



Month	Adjusted Scheduled Activity (UDA)	
	2016	2017
April	305	103
May	1,714	1,090
June	2,444	1,880
July	4,204	3,172
August	5,490	4,365
September	6,668	5,456
October	7,947	6,489
November	8,958	7,754
December	9,964	8,919
January	10,766	10,214
February	12,504	11,627
March	14,095	13,603
April	14,815	14,929
May	14,819	14,943
June	14,821	14,944

QUALITY

	Quantity	Base Number	Contract	AT	Region	England
% of FP17s for the same patient ID Re-attending within 3 months - Children	227	1,468	15.5%	12.5%	13.3%	12.3%
% of FP17s for the same patient ID Re-attending within 3 months - Adults	1,517	7,168	21.2%	18.0%	17.3%	16.7%
% of FP17s for the same patient ID Re-attending between 3 & 9 months - Children	930	1,468	63.4%	57.1%	58.9%	57.6%
% of FP17s for the same patient ID Re-attending between 3 & 9 months - Adults	4,399	7,168	61.4%	50.6%	52.2%	50.1%
% of FP17s for Band 1 Urgent Courses	1,109	8,789	12.6%	9.8%	9.2%	9.1%
% of FP17s Relating to Free Repair or Replacements	127	8,789	1.4%	1.0%	1.0%	0.8%
% of FP17s Relating to Continuations	94	8,789	1.1%	1.6%	1.4%	1.2%
% of Patients satisfied with the dentistry they have received	13	16	81.3%	93.7%	93.1%	92.8%
% of Patients satisfied with the time they had to wait for an appointment	15	16	93.8%	93.0%	89.5%	88.7%

* This is based on patients treated on this contract for their most recent course of treatment. Figures in italics indicate the base number of FP17s or Patient Questionnaire responses are less than 100. N/A is shown where the base number of responses is less than 10 during the period. % is calculated as Quantity/Base number*100

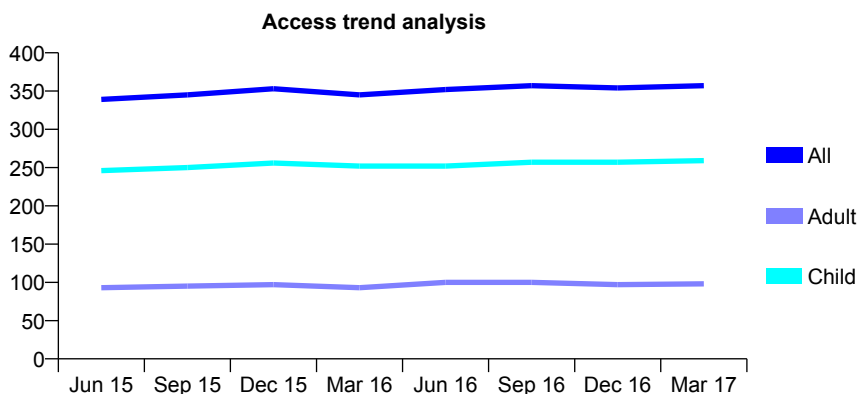
Q44 - Vital Signs At a Glance Contract Report for 168440/0001 - Year end March 2017

Name or company name	John Sullivan Dental Practice Ltd
Contract type name	GDS Contract
Purpose of contract	General
Contract start date	01/05/2010
Contract end date	

16/17 Contracted general activity (UDA)	1,000
Carry forward general activity (UDA)	0
16/17 Contracted orthodontic activity (UOA)	0
Carry forward orthodontic activity (UOA)	0
Baseline contract value	£20,825.45

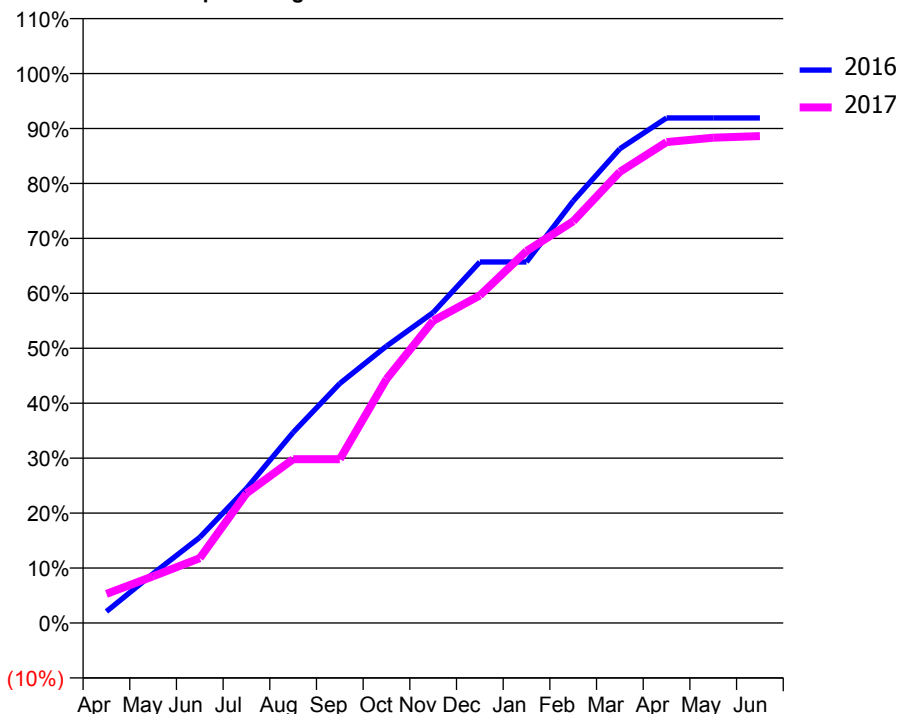
ACCESS*

Patients seen in 24 months	Total	Change since previous quarter
Quarter ending March 2016	345	
Quarter ending June 2016	352	↑
Quarter ending September 2016	357	→
Quarter ending December 2016	354	→
Quarter ending March 2017	357	→
Variance since March 2016	3.5%	↑



ACTIVITY

Cumulative percentage of contracted UDA delivered 2016 & 2017



Month	Adjusted Scheduled Activity (UDA)	
	2016	2017
April	21	53
May	90	85
June	156	118
July	245	236
August	347	298
September	436	298
October	504	444
November	565	550
December	657	596
January	657	677
February	768	731
March	863	821
April	919	875
May	919	883
June	919	886

QUALITY

	Quantity	Base Number	Contract	AT	Region	England
% of FP17s for the same patient ID Re-attending within 3 months - Children	9	320	2.8%	12.5%	13.3%	12.3%
% of FP17s for the same patient ID Re-attending within 3 months - Adults	2	72	2.8%	18.0%	17.3%	16.7%
% of FP17s for the same patient ID Re-attending between 3 & 9 months - Children	165	320	51.6%	57.1%	58.9%	57.6%
% of FP17s for the same patient ID Re-attending between 3 & 9 months - Adults	36	72	50.0%	50.6%	52.2%	50.1%
% of FP17s for Band 1 Urgent Courses	1	388	0.3%	9.8%	9.2%	9.1%
% of FP17s Relating to Free Repair or Replacements	0	388	0.0%	1.0%	1.0%	0.8%
% of FP17s Relating to Continuations	0	388	0.0%	1.6%	1.4%	1.2%
% of Patients satisfied with the dentistry they have received	0	0	N/A	93.7%	93.1%	92.8%
% of Patients satisfied with the time they had to wait for an appointment	0	0	N/A	93.0%	89.5%	88.7%

* This is based on patients treated on this contract for their most recent course of treatment. Figures in italics indicate the base number of FP17s or Patient Questionnaire responses are less than 100. N/A is shown where the base number of responses is less than 10 during the period. % is calculated as Quantity/Base number*100

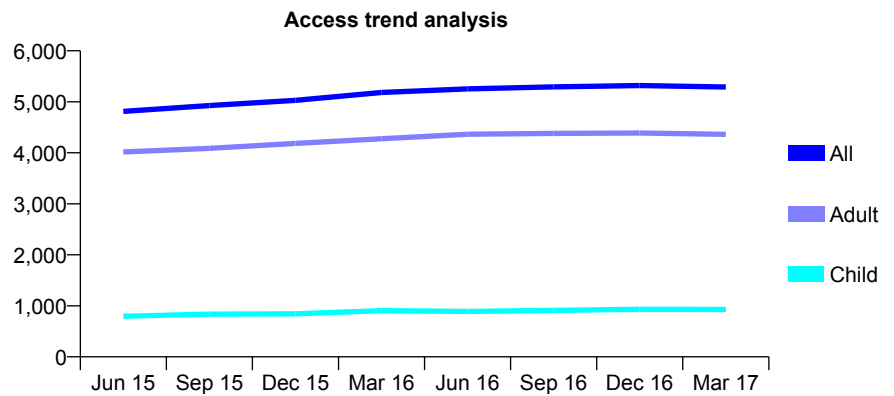
Q44 - Vital Signs At a Glance Contract Report for 169633/0001 - Year end March 2017

Name or company name	Chester Dental Clinic
Contract type name	GDS Contract
Purpose of contract	General
Contract start date	01/04/2011
Contract end date	

16/17 Contracted general activity (UDA)	19,750
Carry forward general activity (UDA)	0
16/17 Contracted orthodontic activity (UOA)	0
Carry forward orthodontic activity (UOA)	0
Baseline contract value	£501,386.62

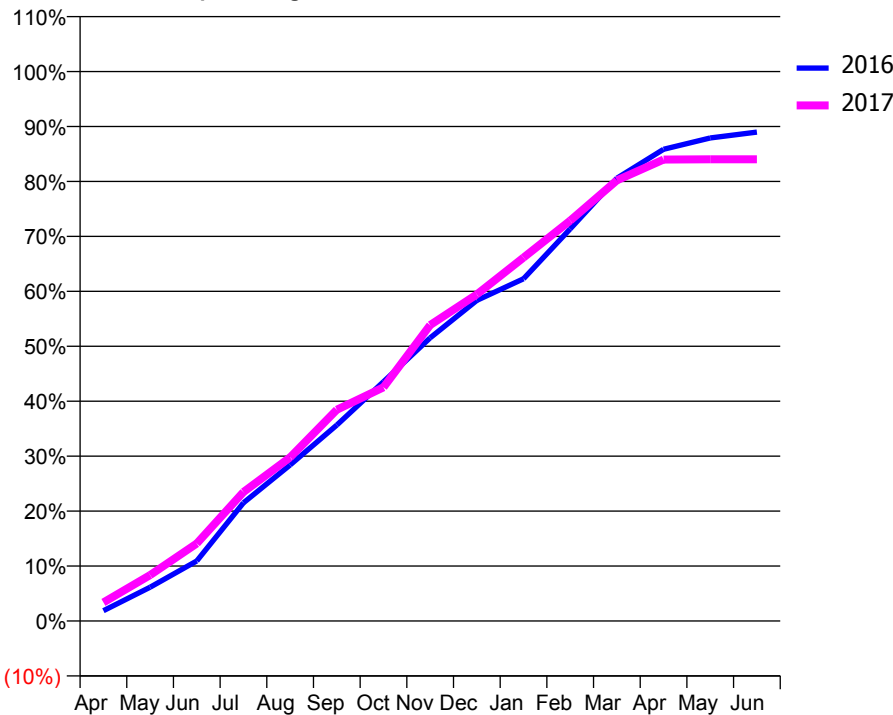
ACCESS*

Patients seen in 24 months	Total	Change since previous quarter
Quarter ending March 2016	5,184	
Quarter ending June 2016	5,253	→
Quarter ending September 2016	5,292	→
Quarter ending December 2016	5,319	→
Quarter ending March 2017	5,291	→
Variance since March 2016	2.1%	↑



ACTIVITY

Cumulative percentage of contracted UDA delivered 2016 & 2017



Month	Adjusted Scheduled Activity (UDA)	
	2016	2017
April	374	668
May	1,215	1,650
June	2,159	2,785
July	4,249	4,639
August	5,612	5,882
September	7,042	7,593
October	8,599	8,398
November	10,178	10,635
December	11,522	11,742
January	12,299	13,061
February	14,093	14,388
March	15,915	15,836
April	16,956	16,584
May	17,362	16,597
June	17,572	16,595

QUALITY

	Quantity	Base Number	Contract	AT	Region	England
% of FP17s for the same patient ID Re-attending within 3 months - Children	184	1,369	13.4%	12.5%	13.3%	12.3%
% of FP17s for the same patient ID Re-attending within 3 months - Adults	1,445	5,963	24.2%	18.0%	17.3%	16.7%
% of FP17s for the same patient ID Re-attending between 3 & 9 months - Children	600	1,369	43.8%	57.1%	58.9%	57.6%
% of FP17s for the same patient ID Re-attending between 3 & 9 months - Adults	2,226	5,963	37.3%	50.6%	52.2%	50.1%
% of FP17s for Band 1 Urgent Courses	1,022	7,023	14.6%	9.8%	9.2%	9.1%
% of FP17s Relating to Free Repair or Replacements	58	7,023	0.8%	1.0%	1.0%	0.8%
% of FP17s Relating to Continuations	190	7,023	2.7%	1.6%	1.4%	1.2%
% of Patients satisfied with the dentistry they have received	17	18	94.4%	93.7%	93.1%	92.8%
% of Patients satisfied with the time they had to wait for an appointment	16	18	88.9%	93.0%	89.5%	88.7%

* This is based on patients treated on this contract for their most recent course of treatment. Figures in italics indicate the base number of FP17s or Patient Questionnaire responses are less than 100. N/A is shown where the base number of responses is less than 10 during the period. % is calculated as Quantity/Base number*100

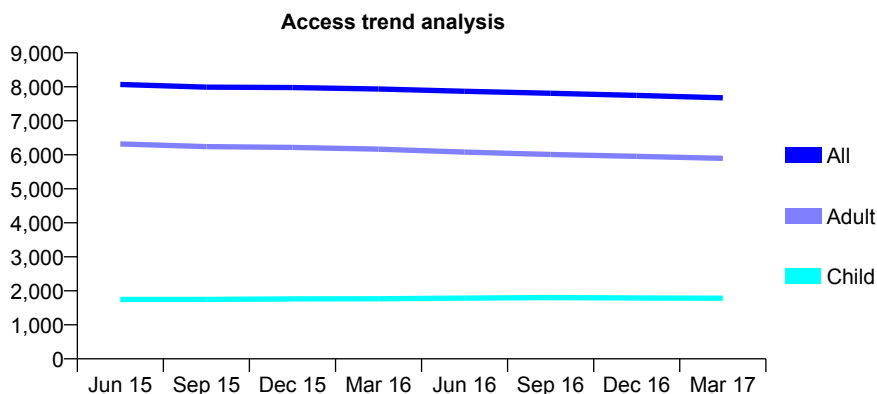
Q44 - Vital Signs At a Glance Contract Report for 171336/0001 - Year end March 2017

Name or company name	Westborne Dental Practice
Contract type name	GDS Contract
Purpose of contract	General
Contract start date	01/04/2006
Contract end date	

16/17 Contracted general activity (UDA)	25,485
Carry forward general activity (UDA)	0
16/17 Contracted orthodontic activity (UOA)	0
Carry forward orthodontic activity (UOA)	0
Baseline contract value	£781,186.83

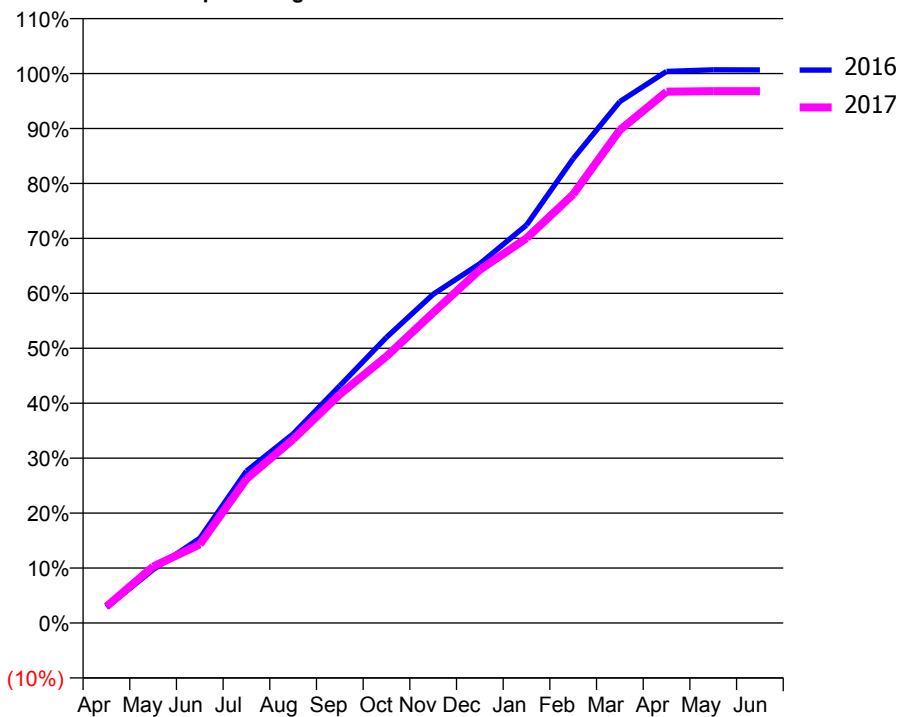
ACCESS*

Patients seen in 24 months	Total	Change since previous quarter
Quarter ending March 2016	7,935	
Quarter ending June 2016	7,868	→
Quarter ending September 2016	7,811	→
Quarter ending December 2016	7,746	→
Quarter ending March 2017	7,676	→
Variance since March 2016	(3.3%)	↓



ACTIVITY

Cumulative percentage of contracted UDA delivered 2016 & 2017



Month	Adjusted Scheduled Activity (UDA)	
	2016	2017
April	727	766
May	2,475	2,619
June	3,930	3,644
July	7,049	6,680
August	8,772	8,520
September	11,007	10,605
October	13,251	12,366
November	15,247	14,395
December	16,665	16,381
January	18,458	17,843
February	21,538	19,881
March	24,186	22,868
April	25,585	24,644
May	25,657	24,670
June	25,650	24,670

QUALITY

	Quantity	Base Number	Contract	AT	Region	England
% of FP17s for the same patient ID Re-attending within 3 months - Children	288	3,085	9.3%	12.5%	13.3%	12.3%
% of FP17s for the same patient ID Re-attending within 3 months - Adults	2,318	9,475	24.5%	18.0%	17.3%	16.7%
% of FP17s for the same patient ID Re-attending between 3 & 9 months - Children	1,985	3,085	64.3%	57.1%	58.9%	57.6%
% of FP17s for the same patient ID Re-attending between 3 & 9 months - Adults	4,909	9,475	51.8%	50.6%	52.2%	50.1%
% of FP17s for Band 1 Urgent Courses	1,878	11,779	15.9%	9.8%	9.2%	9.1%
% of FP17s Relating to Free Repair or Replacements	120	11,779	1.0%	1.0%	1.0%	0.8%
% of FP17s Relating to Continuations	110	11,779	0.9%	1.6%	1.4%	1.2%
% of Patients satisfied with the dentistry they have received	22	23	95.7%	93.7%	93.1%	92.8%
% of Patients satisfied with the time they had to wait for an appointment	23	23	100.0%	93.0%	89.5%	88.7%

* This is based on patients treated on this contract for their most recent course of treatment. Figures in italics indicate the base number of FP17s or Patient Questionnaire responses are less than 100. N/A is shown where the base number of responses is less than 10 during the period. % is calculated as Quantity/Base number*100

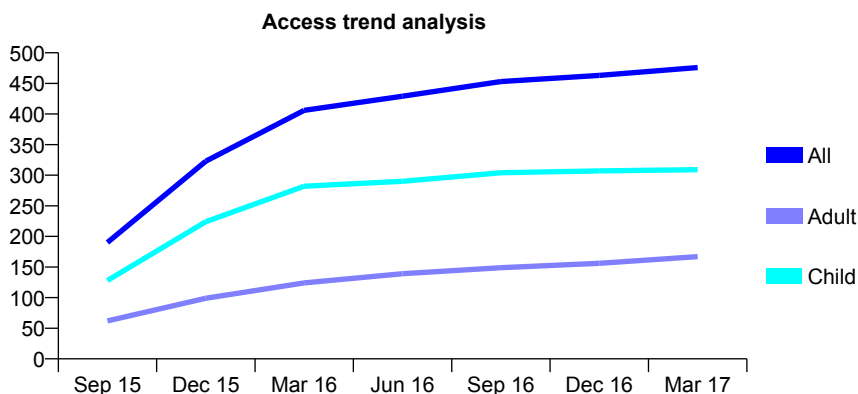
Q44 - Vital Signs At a Glance Contract Report for 173053/0001 - Year end March 2017

Name or company name	Chester Road Dental Care Ltd
Contract type name	GDS Contract
Purpose of contract	General
Contract start date	01/07/2015
Contract end date	

16/17 Contracted general activity (UDA)	1,149
Carry forward general activity (UDA)	0
16/17 Contracted orthodontic activity (UOA)	0
Carry forward orthodontic activity (UOA)	0
Baseline contract value	£24,019.05

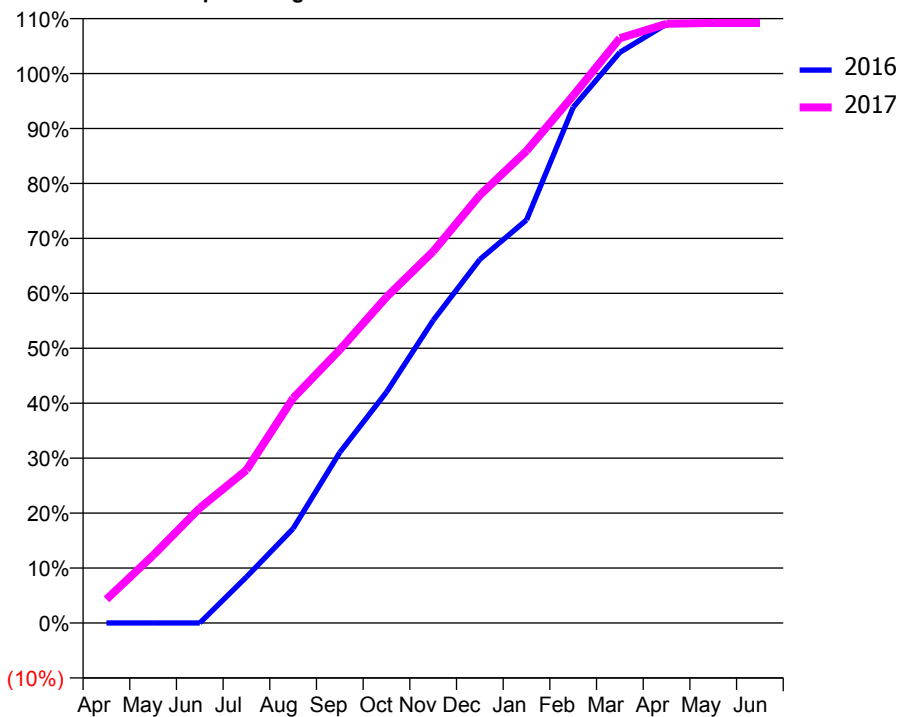
ACCESS*

Patients seen in 24 months	Total	Change since previous quarter
Quarter ending March 2016	406	
Quarter ending June 2016	429	↑
Quarter ending September 2016	453	↑
Quarter ending December 2016	463	↑
Quarter ending March 2017	476	↑
Variance since March 2016	17.2%	↑



ACTIVITY

Cumulative percentage of contracted UDA delivered 2016 & 2017



Month	Adjusted Scheduled Activity (UDA)	
	2016	2017
April	0	49
May	0	141
June	0	241
July	74	320
August	152	470
September	275	571
October	372	682
November	488	777
December	586	895
January	650	987
February	832	1,103
March	920	1,223
April	966	1,253
May	966	1,255
June	966	1,255

QUALITY

	Quantity	Base Number	Contract	AT	Region	England
% of FP17s for the same patient ID Re-attending within 3 months - Children	67	587	11.4%	12.5%	13.3%	12.3%
% of FP17s for the same patient ID Re-attending within 3 months - Adults	39	246	15.9%	18.0%	17.3%	16.7%
% of FP17s for the same patient ID Re-attending between 3 & 9 months - Children	416	587	70.9%	57.1%	58.9%	57.6%
% of FP17s for the same patient ID Re-attending between 3 & 9 months - Adults	160	246	65.0%	50.6%	52.2%	50.1%
% of FP17s for Band 1 Urgent Courses	39	828	4.7%	9.8%	9.2%	9.1%
% of FP17s Relating to Free Repair or Replacements	4	828	0.5%	1.0%	1.0%	0.8%
% of FP17s Relating to Continuations	2	828	0.2%	1.6%	1.4%	1.2%
% of Patients satisfied with the dentistry they have received	1	1	N/A	93.7%	93.1%	92.8%
% of Patients satisfied with the time they had to wait for an appointment	1	1	N/A	93.0%	89.5%	88.7%

* This is based on patients treated on this contract for their most recent course of treatment. Figures in italics indicate the base number of FP17s or Patient Questionnaire responses are less than 100. N/A is shown where the base number of responses is less than 10 during the period. % is calculated as Quantity/Base number*100

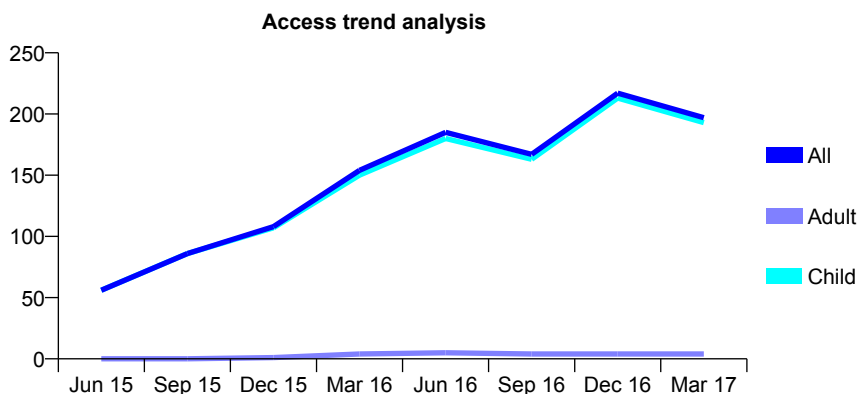
Q44 - Vital Signs At a Glance Contract Report for 174343/0002 - Year end March 2017

Name or company name	Bridgewater Community Healthcare NHS F
Contract type name	PDS Contract
Purpose of contract	General
Contract start date	01/04/2015
Contract end date	31/03/2018

16/17 Contracted general activity (UDA)	3,000
Carry forward general activity (UDA)	0
16/17 Contracted orthodontic activity (UOA)	0
Carry forward orthodontic activity (UOA)	0
Baseline contract value	£594,947.89

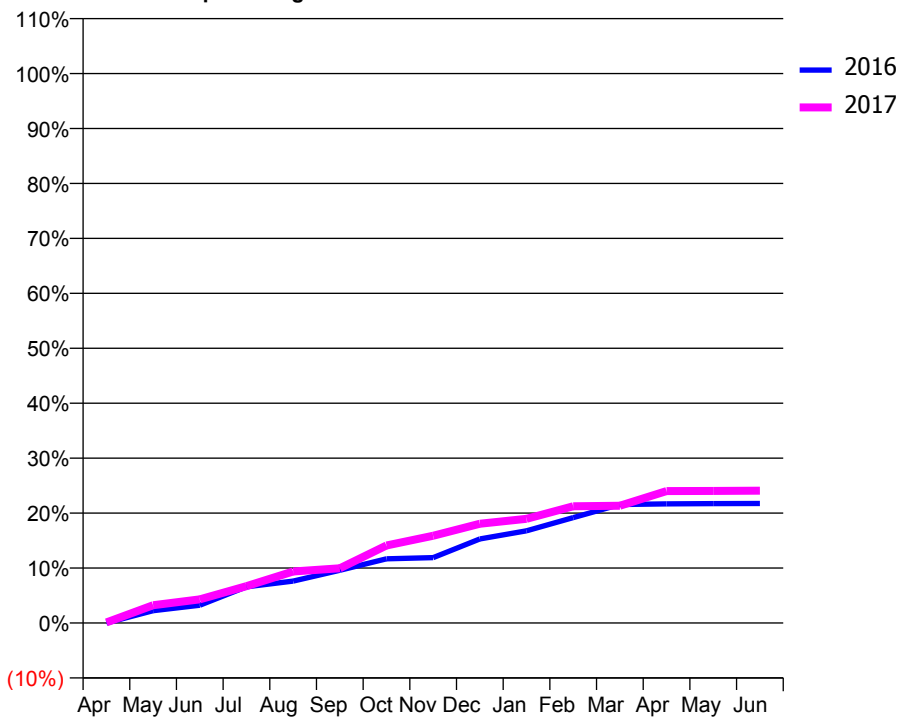
ACCESS*

Patients seen in 24 months	Total	Change since previous quarter
Quarter ending March 2016	154	
Quarter ending June 2016	185	↑
Quarter ending September 2016	167	↓
Quarter ending December 2016	217	↑
Quarter ending March 2017	197	↓
Variance since March 2016	27.9%	↑



ACTIVITY

Cumulative percentage of contracted UDA delivered 2016 & 2017



Adjusted Scheduled Activity (UDA)

Month	2016	2017
April	0	3
May	67	97
June	97	129
July	198	201
August	229	281
September	288	299
October	350	423
November	357	476
December	459	542
January	504	569
February	576	637
March	647	640
April	651	720
May	652	721
June	653	722

QUALITY

	Quantity	Base Number	Contract	AT	Region	England
% of FP17s for the same patient ID Re-attending within 3 months - Children	2	232	0.9%	12.5%	13.3%	12.3%
% of FP17s for the same patient ID Re-attending within 3 months - Adults	0	2	0.0%	18.0%	17.3%	16.7%
% of FP17s for the same patient ID Re-attending between 3 & 9 months - Children	2	232	0.9%	57.1%	58.9%	57.6%
% of FP17s for the same patient ID Re-attending between 3 & 9 months - Adults	0	2	0.0%	50.6%	52.2%	50.1%
% of FP17s for Band 1 Urgent Courses	1	260	0.4%	9.8%	9.2%	9.1%
% of FP17s Relating to Free Repair or Replacements	0	260	0.0%	1.0%	1.0%	0.8%
% of FP17s Relating to Continuations	0	260	0.0%	1.6%	1.4%	1.2%
% of Patients satisfied with the dentistry they have received	1	1	N/A	93.7%	93.1%	92.8%
% of Patients satisfied with the time they had to wait for an appointment	1	1	N/A	93.0%	89.5%	88.7%

* This is based on patients treated on this contract for their most recent course of treatment. Figures in italics indicate the base number of FP17s or Patient Questionnaire responses are less than 100. N/A is shown where the base number of responses is less than 10 during the period. % is calculated as Quantity/Base number*100

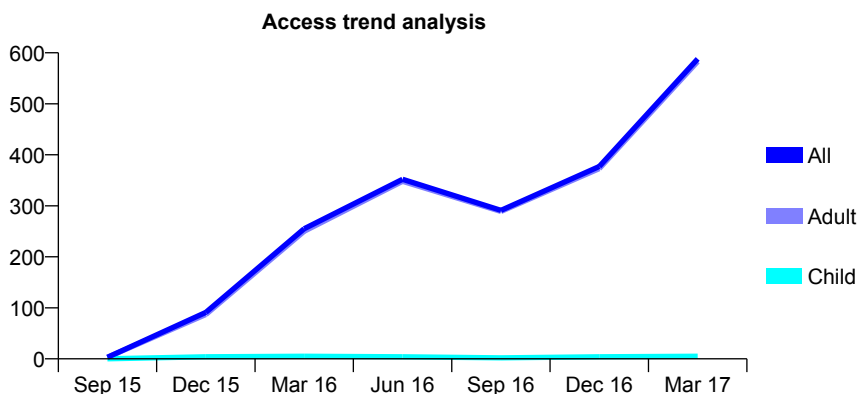
Q44 - Vital Signs At a Glance Contract Report for 174343/0012 - Year end March 2017

Name or company name	Bridgewater Community Healthcare NHS F
Contract type name	PDS Contract
Purpose of contract	General
Contract start date	01/07/2015
Contract end date	30/06/2018

16/17 Contracted general activity (UDA)	6,600
Carry forward general activity (UDA)	0
16/17 Contracted orthodontic activity (UOA)	0
Carry forward orthodontic activity (UOA)	0
Baseline contract value	£357,172.83

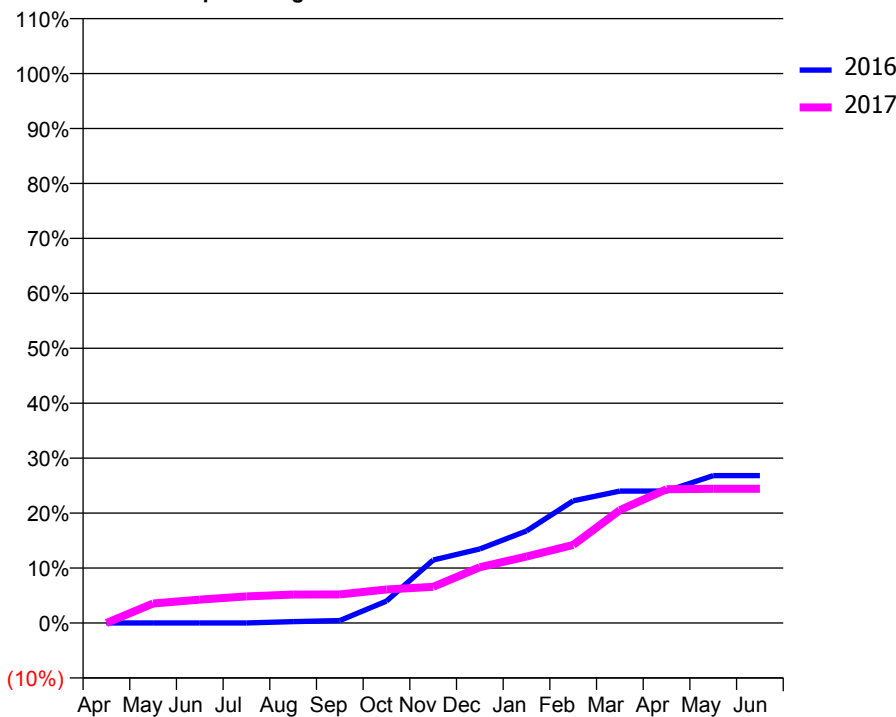
ACCESS*

Patients seen in 24 months	Total	Change since previous quarter
Quarter ending March 2016	255	
Quarter ending June 2016	352	↑
Quarter ending September 2016	291	↓
Quarter ending December 2016	377	↑
Quarter ending March 2017	588	↑
Variance since March 2016	130.6%	↑



ACTIVITY

Cumulative percentage of contracted UDA delivered 2016 & 2017



Adjusted Scheduled Activity (UDA)

Month	2016	2017
April	0	0
May	0	234
June	0	281
July	0	319
August	17	341
September	30	344
October	264	402
November	757	435
December	890	670
January	1,106	798
February	1,468	938
March	1,584	1,355
April	1,584	1,607
May	1,770	1,611
June	1,771	1,611

QUALITY

	Quantity	Base Number	Contract	AT	Region	England
% of FP17s for the same patient ID Re-attending within 3 months - Children	0	9	0.0%	12.5%	13.3%	12.3%
% of FP17s for the same patient ID Re-attending within 3 months - Adults	9	638	1.4%	18.0%	17.3%	16.7%
% of FP17s for the same patient ID Re-attending between 3 & 9 months - Children	0	9	0.0%	57.1%	58.9%	57.6%
% of FP17s for the same patient ID Re-attending between 3 & 9 months - Adults	1	638	0.2%	50.6%	52.2%	50.1%
% of FP17s for Band 1 Urgent Courses	2	687	0.3%	9.8%	9.2%	9.1%
% of FP17s Relating to Free Repair or Replacements	0	687	0.0%	1.0%	1.0%	0.8%
% of FP17s Relating to Continuations	6	687	0.9%	1.6%	1.4%	1.2%
% of Patients satisfied with the dentistry they have received	0	0	N/A	93.7%	93.1%	92.8%
% of Patients satisfied with the time they had to wait for an appointment	0	0	N/A	93.0%	89.5%	88.7%

* This is based on patients treated on this contract for their most recent course of treatment. Figures in italics indicate the base number of FP17s or Patient Questionnaire responses are less than 100. N/A is shown where the base number of responses is less than 10 during the period. % is calculated as Quantity/Base number*100

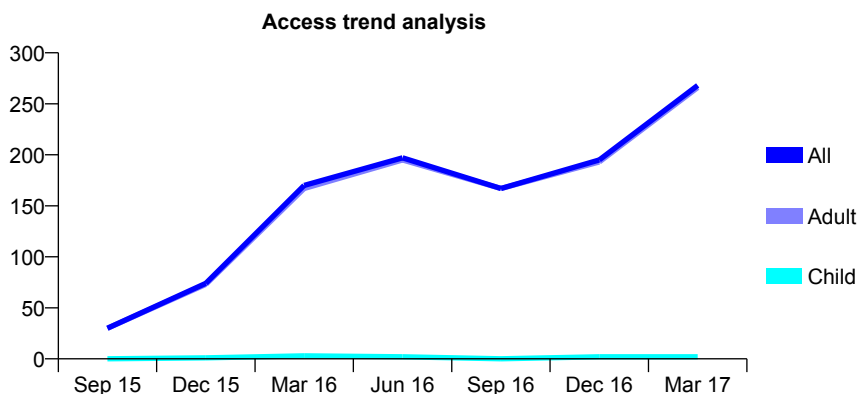
Q44 - Vital Signs At a Glance Contract Report for 174343/0013 - Year end March 2017

Name or company name	Bridgewater Community Healthcare NHS F
Contract type name	PDS Contract
Purpose of contract	General
Contract start date	01/07/2015
Contract end date	30/06/2018

16/17 Contracted general activity (UDA)	2,850
Carry forward general activity (UDA)	0
16/17 Contracted orthodontic activity (UOA)	0
Carry forward orthodontic activity (UOA)	0
Baseline contract value	£153,074.07

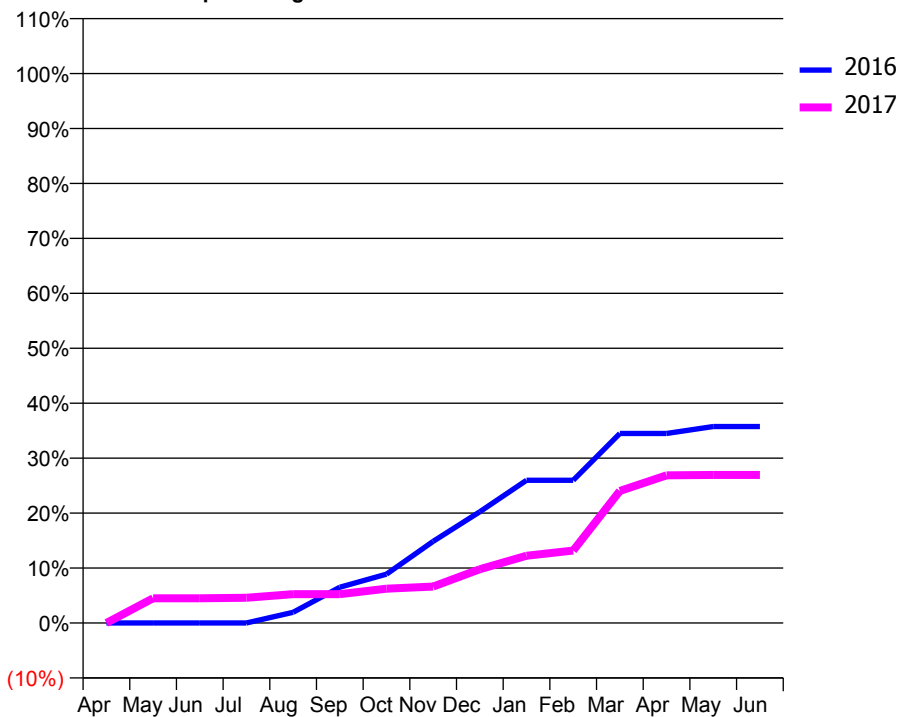
ACCESS*

Patients seen in 24 months	Total	Change since previous quarter
Quarter ending March 2016	170	
Quarter ending June 2016	197	↑
Quarter ending September 2016	167	↓
Quarter ending December 2016	195	↑
Quarter ending March 2017	268	↑
Variance since March 2016	57.6%	↑



ACTIVITY

Cumulative percentage of contracted UDA delivered 2016 & 2017



Month	Adjusted Scheduled Activity (UDA)	
	2016	2017
April	0	0
May	0	128
June	0	128
July	0	131
August	56	150
September	186	150
October	253	178
November	423	189
December	577	279
January	740	349
February	740	376
March	983	685
April	983	766
May	1,019	768
June	1,019	768

QUALITY

	Quantity	Base Number	Contract	AT	Region	England
% of FP17s for the same patient ID Re-attending within 3 months - Children	0	4	0.0%	12.5%	13.3%	12.3%
% of FP17s for the same patient ID Re-attending within 3 months - Adults	1	281	0.4%	18.0%	17.3%	16.7%
% of FP17s for the same patient ID Re-attending between 3 & 9 months - Children	0	4	0.0%	57.1%	58.9%	57.6%
% of FP17s for the same patient ID Re-attending between 3 & 9 months - Adults	2	281	0.7%	50.6%	52.2%	50.1%
% of FP17s for Band 1 Urgent Courses	1	302	0.3%	9.8%	9.2%	9.1%
% of FP17s Relating to Free Repair or Replacements	0	302	0.0%	1.0%	1.0%	0.8%
% of FP17s Relating to Continuations	0	302	0.0%	1.6%	1.4%	1.2%
% of Patients satisfied with the dentistry they have received	2	2	N/A	93.7%	93.1%	92.8%
% of Patients satisfied with the time they had to wait for an appointment	2	2	N/A	93.0%	89.5%	88.7%

* This is based on patients treated on this contract for their most recent course of treatment. Figures in italics indicate the base number of FP17s or Patient Questionnaire responses are less than 100. N/A is shown where the base number of responses is less than 10 during the period. % is calculated as Quantity/Base number*100

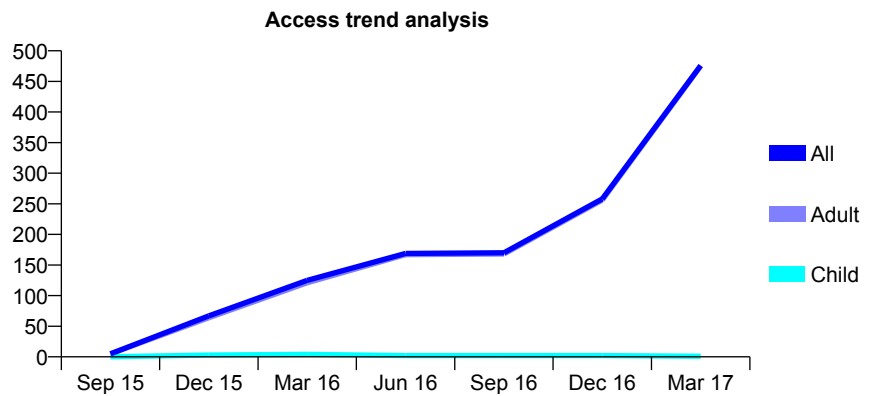
Q44 - Vital Signs At a Glance Contract Report for 174343/0014 - Year end March 2017

Name or company name	Bridgewater Community Healthcare NHS F
Contract type name	PDS Contract
Purpose of contract	General
Contract start date	01/07/2015
Contract end date	30/06/2018

16/17 Contracted general activity (UDA)	3,450
Carry forward general activity (UDA)	0
16/17 Contracted orthodontic activity (UOA)	0
Carry forward orthodontic activity (UOA)	0
Baseline contract value	£188,791.35

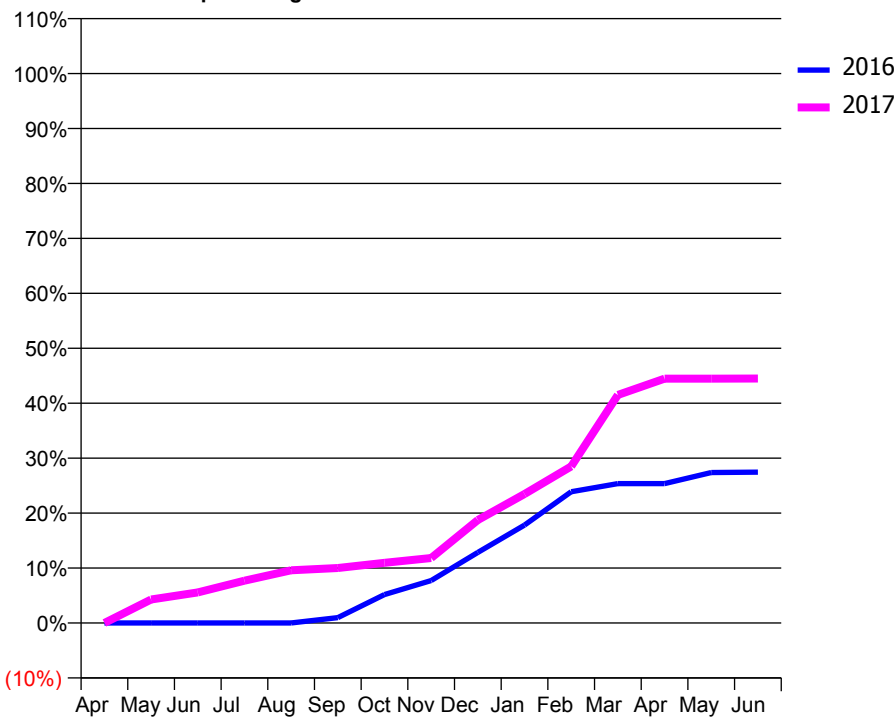
ACCESS*

Patients seen in 24 months	Total	Change since previous quarter
Quarter ending March 2016	125	
Quarter ending June 2016	169	↑
Quarter ending September 2016	170	→
Quarter ending December 2016	258	↑
Quarter ending March 2017	476	↑
Variance since March 2016	280.8%	↑



ACTIVITY

Cumulative percentage of contracted UDA delivered 2016 & 2017



Month	Adjusted Scheduled Activity (UDA)	
	2016	2017
April	0	0
May	0	148
June	0	192
July	0	266
August	0	331
September	34	345
October	179	378
November	267	408
December	443	647
January	615	810
February	824	983
March	875	1,432
April	875	1,534
May	945	1,534
June	947	1,535

QUALITY

	Quantity	Base Number	Contract	AT	Region	England
% of FP17s for the same patient ID Re-attending within 3 months - Children	0	1	0.0%	12.5%	13.3%	12.3%
% of FP17s for the same patient ID Re-attending within 3 months - Adults	6	633	0.9%	18.0%	17.3%	16.7%
% of FP17s for the same patient ID Re-attending between 3 & 9 months - Children	0	1	0.0%	57.1%	58.9%	57.6%
% of FP17s for the same patient ID Re-attending between 3 & 9 months - Adults	1	633	0.2%	50.6%	52.2%	50.1%
% of FP17s for Band 1 Urgent Courses	1	651	0.2%	9.8%	9.2%	9.1%
% of FP17s Relating to Free Repair or Replacements	0	651	0.0%	1.0%	1.0%	0.8%
% of FP17s Relating to Continuations	0	651	0.0%	1.6%	1.4%	1.2%
% of Patients satisfied with the dentistry they have received	0	0	N/A	93.7%	93.1%	92.8%
% of Patients satisfied with the time they had to wait for an appointment	0	0	N/A	93.0%	89.5%	88.7%

* This is based on patients treated on this contract for their most recent course of treatment. Figures in italics indicate the base number of FP17s or Patient Questionnaire responses are less than 100. N/A is shown where the base number of responses is less than 10 during the period. % is calculated as Quantity/Base number*100

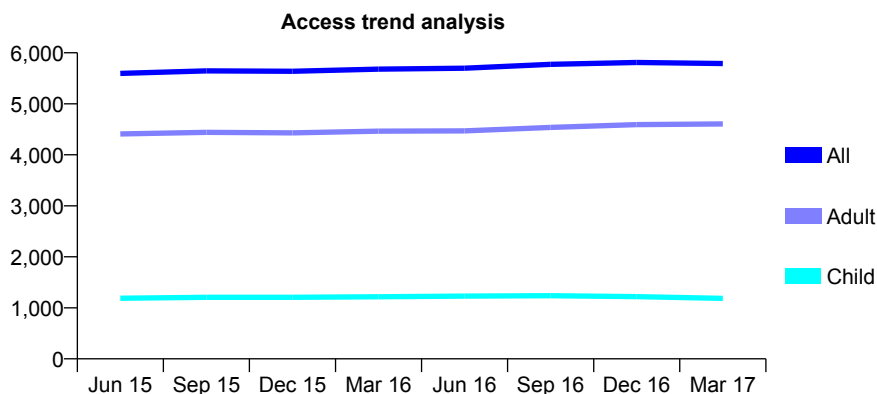
Q44 - Vital Signs At a Glance Contract Report for 175889/0001 - Year end March 2017

Name or company name	Holmlands Dental Practice
Contract type name	GDS Contract
Purpose of contract	General
Contract start date	01/04/2006
Contract end date	

16/17 Contracted general activity (UDA)	19,000
Carry forward general activity (UDA)	0
16/17 Contracted orthodontic activity (UOA)	0
Carry forward orthodontic activity (UOA)	0
Baseline contract value	£557,546.00

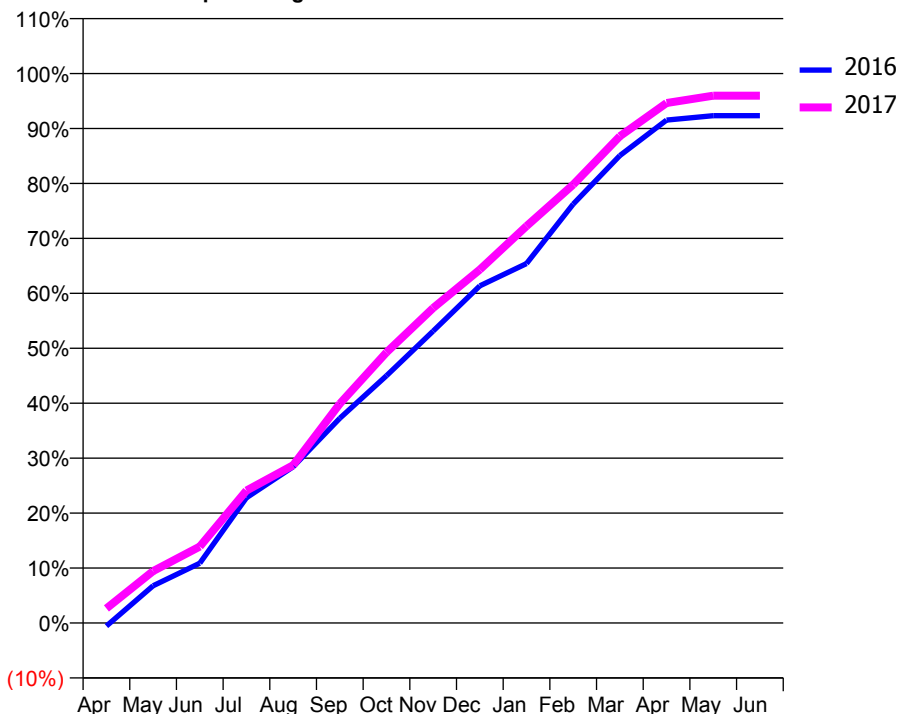
ACCESS*

Patients seen in 24 months	Total	Change since previous quarter
Quarter ending March 2016	5,681	
Quarter ending June 2016	5,698	→
Quarter ending September 2016	5,775	→
Quarter ending December 2016	5,810	→
Quarter ending March 2017	5,790	→
Variance since March 2016	1.9%	→



ACTIVITY

Cumulative percentage of contracted UDA delivered 2016 & 2017



QUALITY

	Quantity	Base Number	Contract	AT	Region	England
% of FP17s for the same patient ID Re-attending within 3 months - Children	165	1,803	9.2%	12.5%	13.3%	12.3%
% of FP17s for the same patient ID Re-attending within 3 months - Adults	1,078	6,100	17.7%	18.0%	17.3%	16.7%
% of FP17s for the same patient ID Re-attending between 3 & 9 months - Children	974	1,803	54.0%	57.1%	58.9%	57.6%
% of FP17s for the same patient ID Re-attending between 3 & 9 months - Adults	2,617	6,100	42.9%	50.6%	52.2%	50.1%
% of FP17s for Band 1 Urgent Courses	1,231	7,932	15.5%	9.8%	9.2%	9.1%
% of FP17s Relating to Free Repair or Replacements	56	7,932	0.7%	1.0%	1.0%	0.8%
% of FP17s Relating to Continuations	193	7,932	2.4%	1.6%	1.4%	1.2%
% of Patients satisfied with the dentistry they have received	19	19	100.0%	93.7%	93.1%	92.8%
% of Patients satisfied with the time they had to wait for an appointment	19	19	100.0%	93.0%	89.5%	88.7%

* This is based on patients treated on this contract for their most recent course of treatment. Figures in italics indicate the base number of FP17s or Patient Questionnaire responses are less than 100. N/A is shown where the base number of responses is less than 10 during the period. % is calculated as Quantity/Base number*100

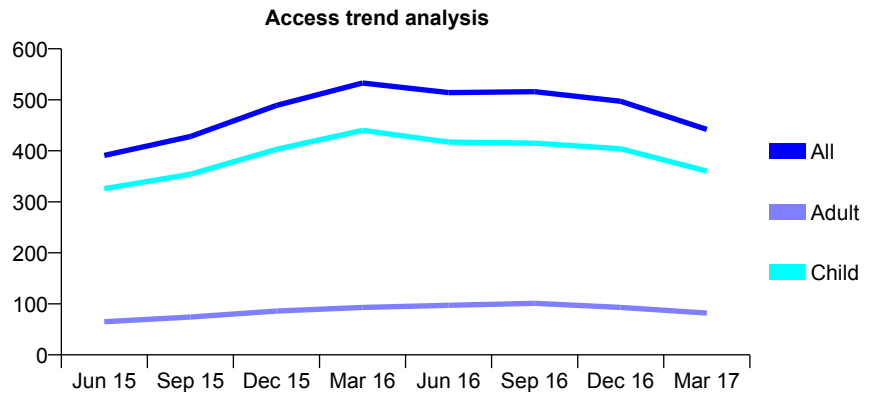
Q44 - Vital Signs At a Glance Contract Report for 176699/0001 - Year end March 2017

Name or company name	Brunner Court Dental Practice
Contract type name	GDS Contract
Purpose of contract	General
Contract start date	01/11/2014
Contract end date	

16/17 Contracted general activity (UDA)	1,606
Carry forward general activity (UDA)	0
16/17 Contracted orthodontic activity (UOA)	0
Carry forward orthodontic activity (UOA)	0
Baseline contract value	£39,210.35

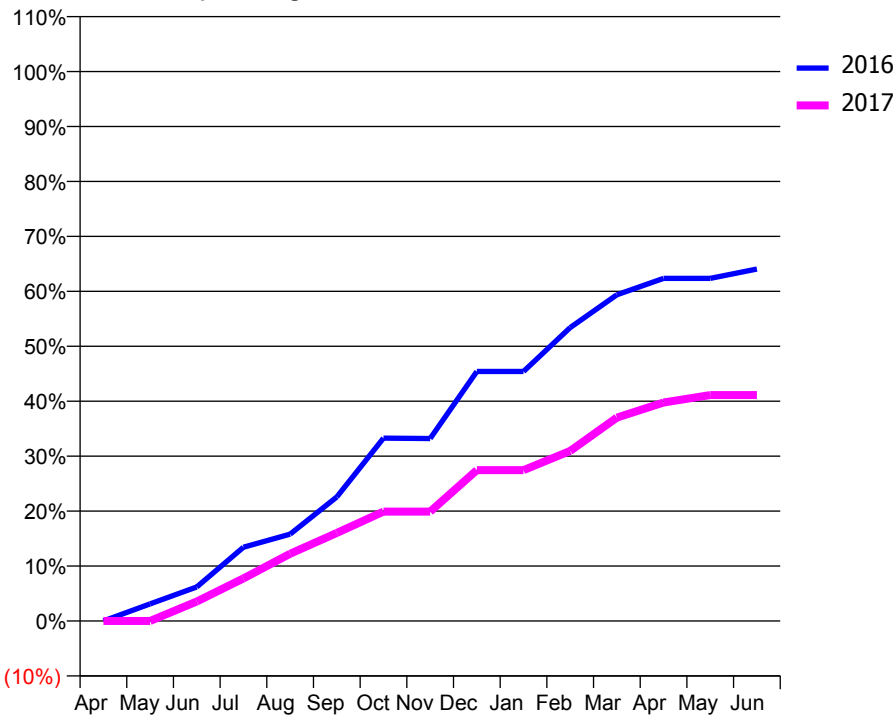
ACCESS*

Patients seen in 24 months	Total	Change since previous quarter
Quarter ending March 2016	533	
Quarter ending June 2016	514	↓
Quarter ending September 2016	516	→
Quarter ending December 2016	497	↓
Quarter ending March 2017	442	↓
Variance since March 2016	(17.1%)	↓



ACTIVITY

Cumulative percentage of contracted UDA delivered 2016 & 2017



Month	Adjusted Scheduled Activity (UDA)	
	2016	2017
April	0	0
May	50	0
June	100	57
July	216	125
August	254	197
September	363	258
October	534	320
November	533	320
December	729	441
January	729	441
February	857	497
March	953	594
April	1,001	638
May	1,001	660
June	1,029	660

QUALITY

	Quantity	Base Number	Contract	AT	Region	England
% of FP17s for the same patient ID Re-attending within 3 months - Children	26	494	5.3%	12.5%	13.3%	12.3%
% of FP17s for the same patient ID Re-attending within 3 months - Adults	6	52	11.5%	18.0%	17.3%	16.7%
% of FP17s for the same patient ID Re-attending between 3 & 9 months - Children	319	494	64.6%	57.1%	58.9%	57.6%
% of FP17s for the same patient ID Re-attending between 3 & 9 months - Adults	33	52	63.5%	50.6%	52.2%	50.1%
% of FP17s for Band 1 Urgent Courses	7	503	1.4%	9.8%	9.2%	9.1%
% of FP17s Relating to Free Repair or Replacements	0	503	0.0%	1.0%	1.0%	0.8%
% of FP17s Relating to Continuations	9	503	1.8%	1.6%	1.4%	1.2%
% of Patients satisfied with the dentistry they have received	0	0	N/A	93.7%	93.1%	92.8%
% of Patients satisfied with the time they had to wait for an appointment	0	0	N/A	93.0%	89.5%	88.7%

* This is based on patients treated on this contract for their most recent course of treatment. Figures in italics indicate the base number of FP17s or Patient Questionnaire responses are less than 100. N/A is shown where the base number of responses is less than 10 during the period. % is calculated as Quantity/Base number*100

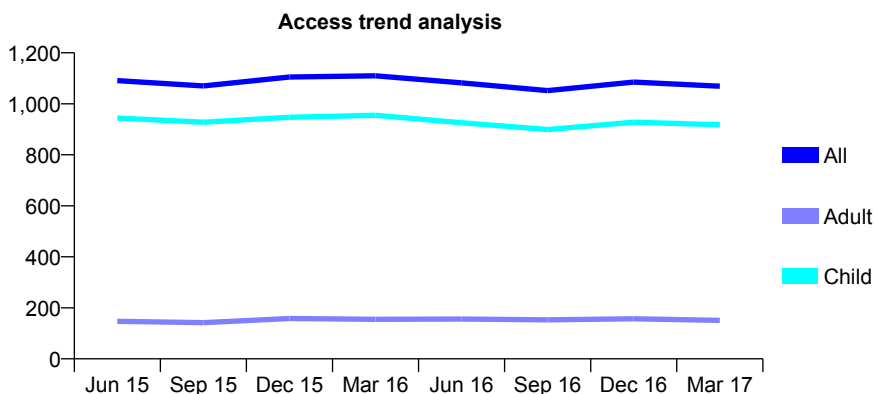
Q44 - Vital Signs At a Glance Contract Report for 177482/0001 - Year end March 2017

Name or company name	Moody Terrace Dental Practice Ltd
Contract type name	GDS Contract
Purpose of contract	General
Contract start date	01/01/2008
Contract end date	

16/17 Contracted general activity (UDA)	4,000
Carry forward general activity (UDA)	0
16/17 Contracted orthodontic activity (UOA)	0
Carry forward orthodontic activity (UOA)	0
Baseline contract value	£83,503.30

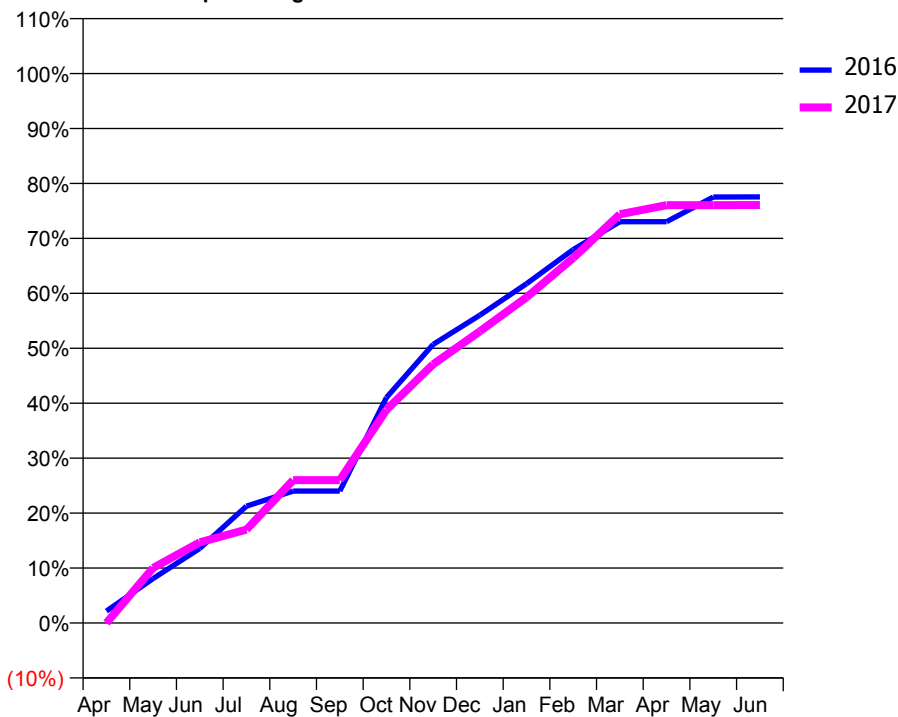
ACCESS*

Patients seen in 24 months	Total	Change since previous quarter
Quarter ending March 2016	1,110	
Quarter ending June 2016	1,082	↓
Quarter ending September 2016	1,052	↓
Quarter ending December 2016	1,085	↑
Quarter ending March 2017	1,069	↓
Variance since March 2016	(3.7%)	↓



ACTIVITY

Cumulative percentage of contracted UDA delivered 2016 & 2017



Adjusted Scheduled Activity (UDA)

Month	2016	2017
April	87	0
May	324	402
June	543	587
July	850	680
August	960	1,040
September	960	1,040
October	1,642	1,552
November	2,028	1,884
December	2,241	2,124
January	2,470	2,370
February	2,718	2,658
March	2,921	2,975
April	2,921	3,042
May	3,100	3,042
June	3,101	3,043

QUALITY

	Quantity	Base Number	Contract	AT	Region	England
% of FP17s for the same patient ID Re-attending within 3 months - Children	164	1,657	9.9%	12.5%	13.3%	12.3%
% of FP17s for the same patient ID Re-attending within 3 months - Adults	6	96	6.3%	18.0%	17.3%	16.7%
% of FP17s for the same patient ID Re-attending between 3 & 9 months - Children	1,059	1,657	63.9%	57.1%	58.9%	57.6%
% of FP17s for the same patient ID Re-attending between 3 & 9 months - Adults	71	96	74.0%	50.6%	52.2%	50.1%
% of FP17s for Band 1 Urgent Courses	60	1,690	3.6%	9.8%	9.2%	9.1%
% of FP17s Relating to Free Repair or Replacements	0	1,690	0.0%	1.0%	1.0%	0.8%
% of FP17s Relating to Continuations	9	1,690	0.5%	1.6%	1.4%	1.2%
% of Patients satisfied with the dentistry they have received	2	2	N/A	93.7%	93.1%	92.8%
% of Patients satisfied with the time they had to wait for an appointment	2	2	N/A	93.0%	89.5%	88.7%

* This is based on patients treated on this contract for their most recent course of treatment. Figures in italics indicate the base number of FP17s or Patient Questionnaire responses are less than 100. N/A is shown where the base number of responses is less than 10 during the period. % is calculated as Quantity/Base number*100

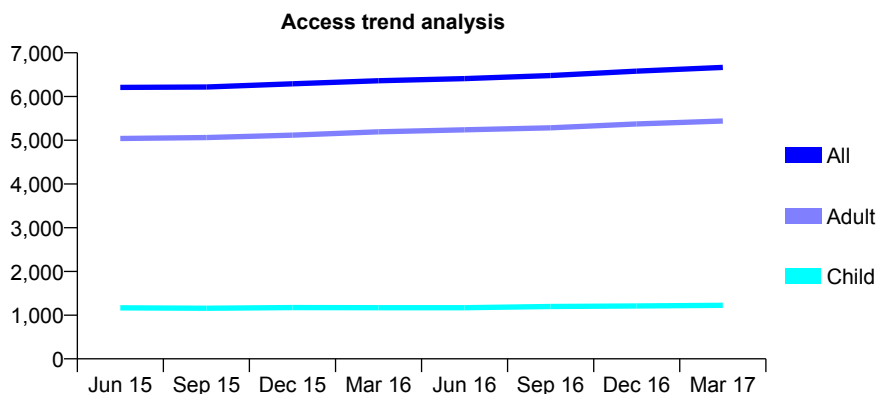
Q44 - Vital Signs At a Glance Contract Report for 181331/0001 - Year end March 2017

Name or company name	Prenton Dental Practice
Contract type name	GDS Contract
Purpose of contract	General
Contract start date	01/04/2006
Contract end date	

16/17 Contracted general activity (UDA)	21,341
Carry forward general activity (UDA)	252
16/17 Contracted orthodontic activity (UOA)	0
Carry forward orthodontic activity (UOA)	0
Baseline contract value	£637,097.48

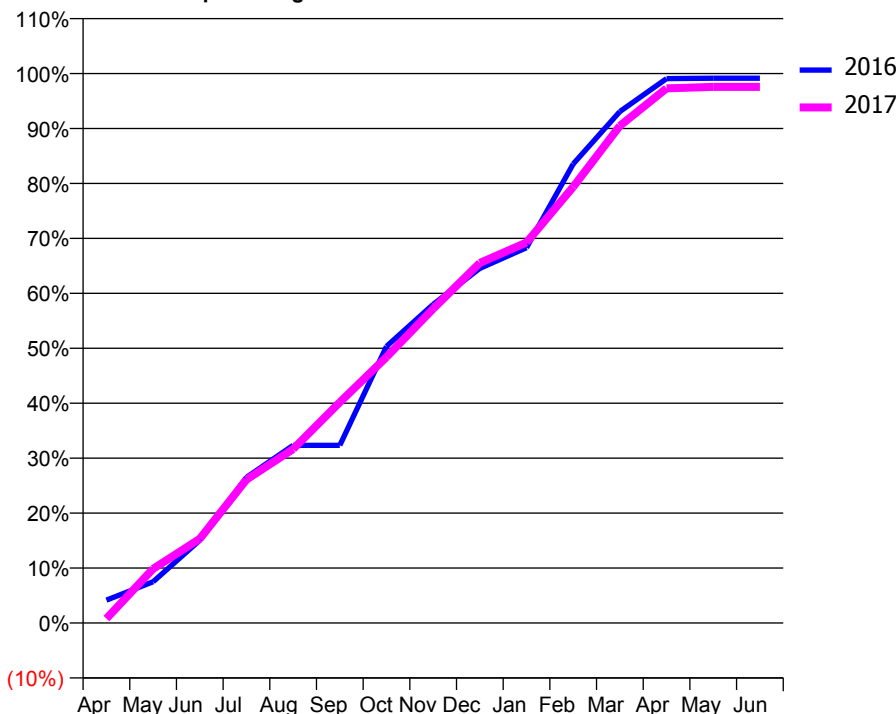
ACCESS*

Patients seen in 24 months	Total	Change since previous quarter
Quarter ending March 2016	6,362	
Quarter ending June 2016	6,409	→
Quarter ending September 2016	6,481	→
Quarter ending December 2016	6,581	→
Quarter ending March 2017	6,666	→
Variance since March 2016	4.8%	↑



ACTIVITY

Cumulative percentage of contracted UDA delivered 2016 & 2017



Month	Adjusted Scheduled Activity (UDA)	
	2016	2017
April	891	175
May	1,605	2,106
June	3,214	3,270
July	5,657	5,568
August	6,899	6,756
September	6,899	8,571
October	10,741	10,328
November	12,377	12,202
December	13,773	13,987
January	14,575	14,780
February	17,827	16,938
March	19,863	19,309
April	21,143	20,764
May	21,159	20,823
June	21,159	20,824

QUALITY

	Quantity	Base Number	Contract	AT	Region	England
% of FP17s for the same patient ID Re-attending within 3 months - Children	237	1,857	12.8%	12.5%	13.3%	12.3%
% of FP17s for the same patient ID Re-attending within 3 months - Adults	2,169	8,462	25.6%	18.0%	17.3%	16.7%
% of FP17s for the same patient ID Re-attending between 3 & 9 months - Children	1,001	1,857	53.9%	57.1%	58.9%	57.6%
% of FP17s for the same patient ID Re-attending between 3 & 9 months - Adults	3,609	8,462	42.6%	50.6%	52.2%	50.1%
% of FP17s for Band 1 Urgent Courses	1,552	9,540	16.3%	9.8%	9.2%	9.1%
% of FP17s Relating to Free Repair or Replacements	117	9,540	1.2%	1.0%	1.0%	0.8%
% of FP17s Relating to Continuations	106	9,540	1.1%	1.6%	1.4%	1.2%
% of Patients satisfied with the dentistry they have received	25	25	100.0%	93.7%	93.1%	92.8%
% of Patients satisfied with the time they had to wait for an appointment	25	25	100.0%	93.0%	89.5%	88.7%

* This is based on patients treated on this contract for their most recent course of treatment. Figures in italics indicate the base number of FP17s or Patient Questionnaire responses are less than 100. N/A is shown where the base number of responses is less than 10 during the period. % is calculated as Quantity/Base number*100

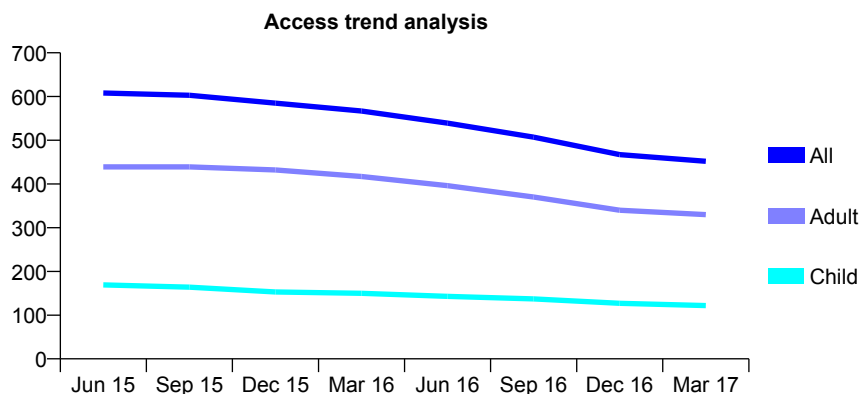
Q44 - Vital Signs At a Glance Contract Report for 185248/0001 - Year end March 2017

Name or company name	Cheshire Centre of Dental Excellence
Contract type name	GDS Contract
Purpose of contract	General
Contract start date	01/06/2010
Contract end date	

16/17 Contracted general activity (UDA)	1,380
Carry forward general activity (UDA)	0
16/17 Contracted orthodontic activity (UOA)	0
Carry forward orthodontic activity (UOA)	0
Baseline contract value	£36,602.14

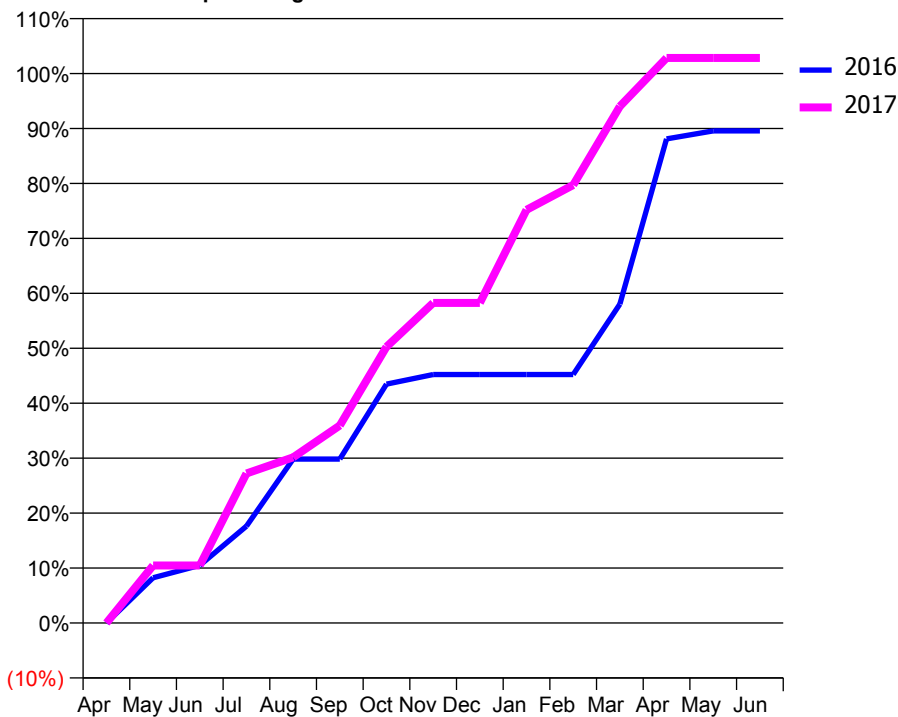
ACCESS*

Patients seen in 24 months	Total	Change since previous quarter
Quarter ending March 2016	567	
Quarter ending June 2016	539	↓
Quarter ending September 2016	507	↓
Quarter ending December 2016	467	↓
Quarter ending March 2017	452	↓
Variance since March 2016	(20.3%)	↓



ACTIVITY

Cumulative percentage of contracted UDA delivered 2016 & 2017



Month	Adjusted Scheduled Activity (UDA)	
	2016	2017
April	0	0
May	114	144
June	145	144
July	243	376
August	412	416
September	412	496
October	600	694
November	624	804
December	624	804
January	624	1,038
February	624	1,100
March	801	1,297
April	1,216	1,419
May	1,236	1,419
June	1,236	1,419

QUALITY

	Quantity	Base Number	Contract	AT	Region	England
% of FP17s for the same patient ID Re-attending within 3 months - Children	14	186	7.5%	12.5%	13.3%	12.3%
% of FP17s for the same patient ID Re-attending within 3 months - Adults	78	482	16.2%	18.0%	17.3%	16.7%
% of FP17s for the same patient ID Re-attending between 3 & 9 months - Children	119	186	64.0%	57.1%	58.9%	57.6%
% of FP17s for the same patient ID Re-attending between 3 & 9 months - Adults	239	482	49.6%	50.6%	52.2%	50.1%
% of FP17s for Band 1 Urgent Courses	25	520	4.8%	9.8%	9.2%	9.1%
% of FP17s Relating to Free Repair or Replacements	7	520	1.3%	1.0%	1.0%	0.8%
% of FP17s Relating to Continuations	27	520	5.2%	1.6%	1.4%	1.2%
% of Patients satisfied with the dentistry they have received	3	3	N/A	93.7%	93.1%	92.8%
% of Patients satisfied with the time they had to wait for an appointment	3	3	N/A	93.0%	89.5%	88.7%

* This is based on patients treated on this contract for their most recent course of treatment. Figures in italics indicate the base number of FP17s or Patient Questionnaire responses are less than 100. N/A is shown where the base number of responses is less than 10 during the period. % is calculated as Quantity/Base number*100

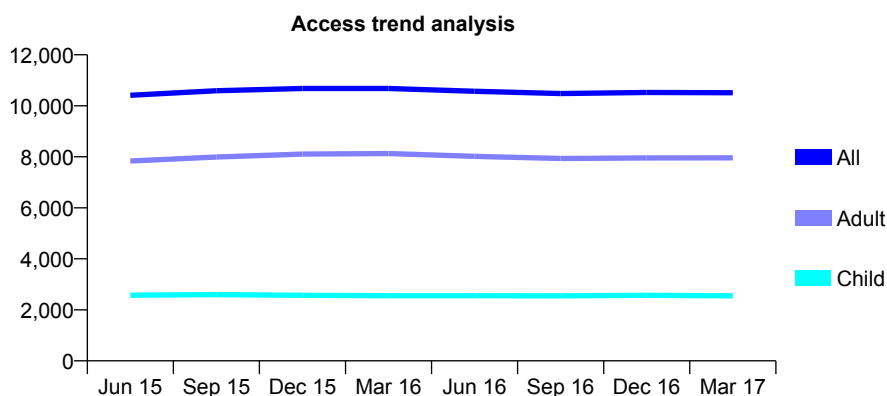
Q44 - Vital Signs At a Glance Contract Report for 185620/0001 - Year end March 2017

Name or company name	Xeon Smiles UK Ltd
Contract type name	PDS Contract
Purpose of contract	General
Contract start date	01/04/2009
Contract end date	31/03/2020

16/17 Contracted general activity (UDA)	32,798
Carry forward general activity (UDA)	659
16/17 Contracted orthodontic activity (UOA)	0
Carry forward orthodontic activity (UOA)	0
Baseline contract value	£828,471.84

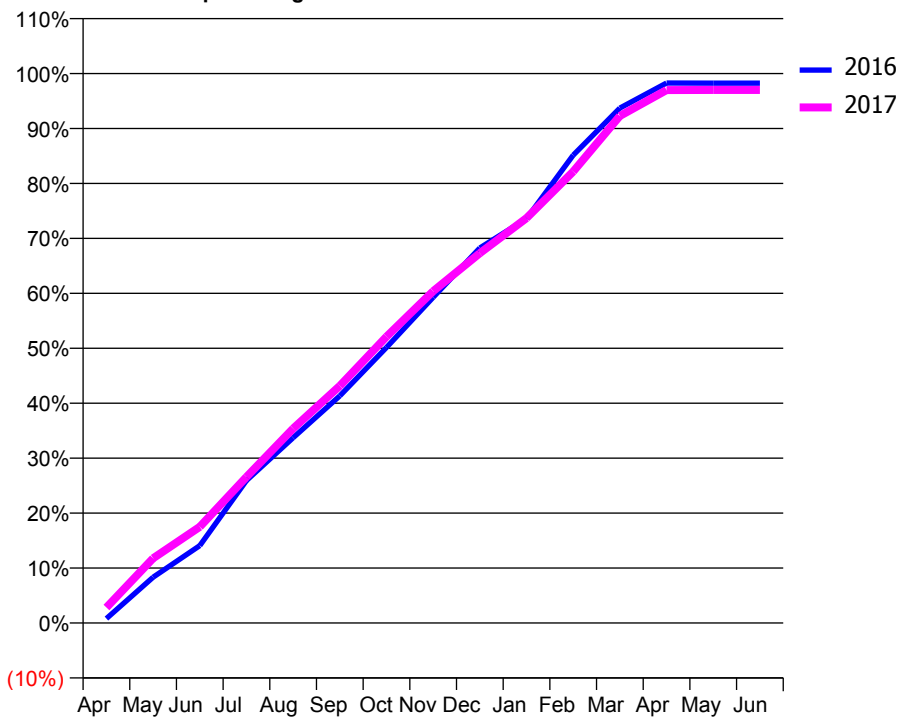
ACCESS*

Patients seen in 24 months	Total	Change since previous quarter
Quarter ending March 2016	10,678	
Quarter ending June 2016	10,572	→
Quarter ending September 2016	10,483	→
Quarter ending December 2016	10,525	→
Quarter ending March 2017	10,510	→
Variance since March 2016	(1.6%)	↓



ACTIVITY

Cumulative percentage of contracted UDA delivered 2016 & 2017



Month	Adjusted Scheduled Activity (UDA)	
	2016	2017
April	267	924
May	2,732	3,864
June	4,622	5,746
July	8,506	8,720
August	11,063	11,610
September	13,558	14,159
October	16,445	17,092
November	19,437	19,806
December	22,387	22,073
January	24,137	24,167
February	27,923	26,943
March	30,730	30,263
April	32,231	31,805
May	32,226	31,819
June	32,226	31,818

QUALITY

	Quantity	Base Number	Contract	AT	Region	England
% of FP17s for the same patient ID Re-attending within 3 months - Children	421	4,435	9.5%	12.5%	13.3%	12.3%
% of FP17s for the same patient ID Re-attending within 3 months - Adults	1,896	11,743	16.1%	18.0%	17.3%	16.7%
% of FP17s for the same patient ID Re-attending between 3 & 9 months - Children	2,925	4,435	66.0%	57.1%	58.9%	57.6%
% of FP17s for the same patient ID Re-attending between 3 & 9 months - Adults	6,515	11,743	55.5%	50.6%	52.2%	50.1%
% of FP17s for Band 1 Urgent Courses	1,037	16,206	6.4%	9.8%	9.2%	9.1%
% of FP17s Relating to Free Repair or Replacements	181	16,206	1.1%	1.0%	1.0%	0.8%
% of FP17s Relating to Continuations	130	16,206	0.8%	1.6%	1.4%	1.2%
% of Patients satisfied with the dentistry they have received	29	32	90.6%	93.7%	93.1%	92.8%
% of Patients satisfied with the time they had to wait for an appointment	28	32	87.5%	93.0%	89.5%	88.7%

* This is based on patients treated on this contract for their most recent course of treatment. Figures in italics indicate the base number of FP17s or Patient Questionnaire responses are less than 100. N/A is shown where the base number of responses is less than 10 during the period. % is calculated as Quantity/Base number*100

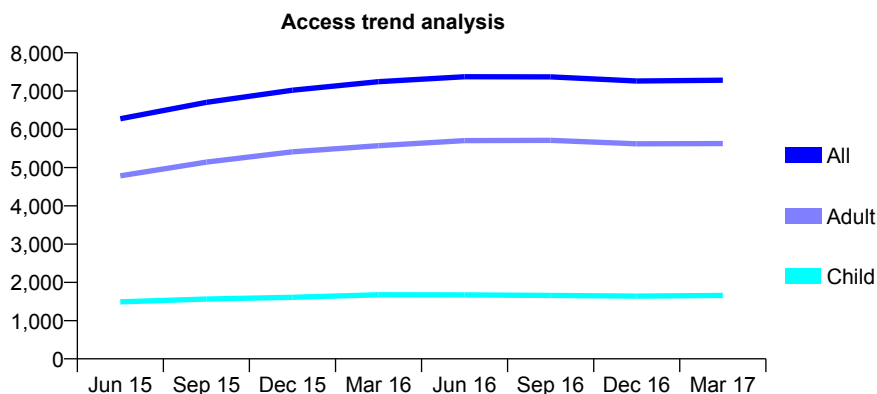
Q44 - Vital Signs At a Glance Contract Report for 192546/0001 - Year end March 2017

Name or company name	Birchwood Dental Practice
Contract type name	GDS Contract
Purpose of contract	General
Contract start date	01/07/2014
Contract end date	

16/17 Contracted general activity (UDA)	19,914
Carry forward general activity (UDA)	-85
16/17 Contracted orthodontic activity (UOA)	0
Carry forward orthodontic activity (UOA)	0
Baseline contract value	£596,648.17

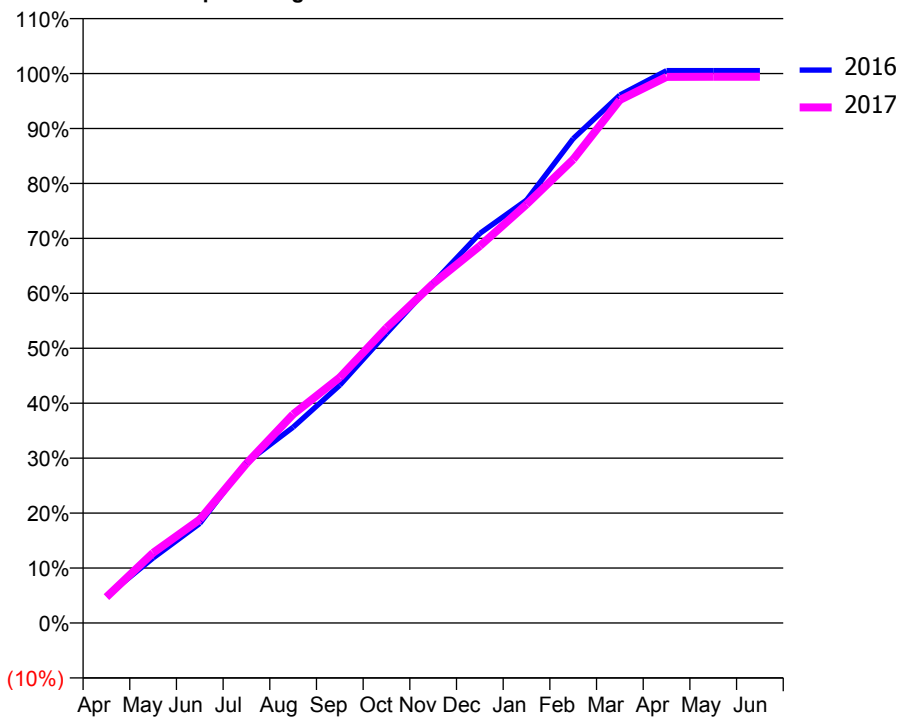
ACCESS*

Patients seen in 24 months	Total	Change since previous quarter
Quarter ending March 2016	7,245	
Quarter ending June 2016	7,374	→
Quarter ending September 2016	7,370	→
Quarter ending December 2016	7,262	↓
Quarter ending March 2017	7,285	→
Variance since March 2016	0.6%	→



ACTIVITY

Cumulative percentage of contracted UDA delivered 2016 & 2017



Month	Adjusted Scheduled Activity (UDA)	
	2016	2017
April	970	941
May	2,355	2,545
June	3,608	3,754
July	5,815	5,781
August	7,096	7,565
September	8,620	8,901
October	10,496	10,695
November	12,332	12,299
December	14,118	13,662
January	15,328	15,171
February	17,554	16,801
March	19,137	18,957
April	20,018	19,791
May	20,020	19,798
June	20,020	19,798

QUALITY

	Quantity	Base Number	Contract	AT	Region	England
% of FP17s for the same patient ID Re-attending within 3 months - Children	151	2,485	6.1%	12.5%	13.3%	12.3%
% of FP17s for the same patient ID Re-attending within 3 months - Adults	971	7,577	12.8%	18.0%	17.3%	16.7%
% of FP17s for the same patient ID Re-attending between 3 & 9 months - Children	1,539	2,485	61.9%	57.1%	58.9%	57.6%
% of FP17s for the same patient ID Re-attending between 3 & 9 months - Adults	3,707	7,577	48.9%	50.6%	52.2%	50.1%
% of FP17s for Band 1 Urgent Courses	683	9,982	6.8%	9.8%	9.2%	9.1%
% of FP17s Relating to Free Repair or Replacements	121	9,982	1.2%	1.0%	1.0%	0.8%
% of FP17s Relating to Continuations	111	9,982	1.1%	1.6%	1.4%	1.2%
% of Patients satisfied with the dentistry they have received	15	16	93.8%	93.7%	93.1%	92.8%
% of Patients satisfied with the time they had to wait for an appointment	14	16	87.5%	93.0%	89.5%	88.7%

* This is based on patients treated on this contract for their most recent course of treatment. Figures in italics indicate the base number of FP17s or Patient Questionnaire responses are less than 100. N/A is shown where the base number of responses is less than 10 during the period. % is calculated as Quantity/Base number*100

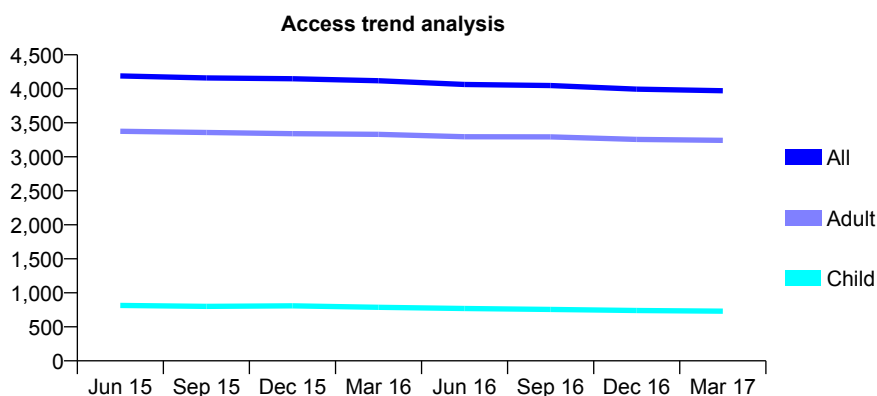
Q44 - Vital Signs At a Glance Contract Report for 193321/0001 - Year end March 2017

Name or company name	PRESTBURY DENTAL PRACTICE LIMITE
Contract type name	GDS Contract
Purpose of contract	General
Contract start date	01/10/2011
Contract end date	

16/17 Contracted general activity (UDA)	13,500
Carry forward general activity (UDA)	0
16/17 Contracted orthodontic activity (UOA)	0
Carry forward orthodontic activity (UOA)	0
Baseline contract value	£372,212.00

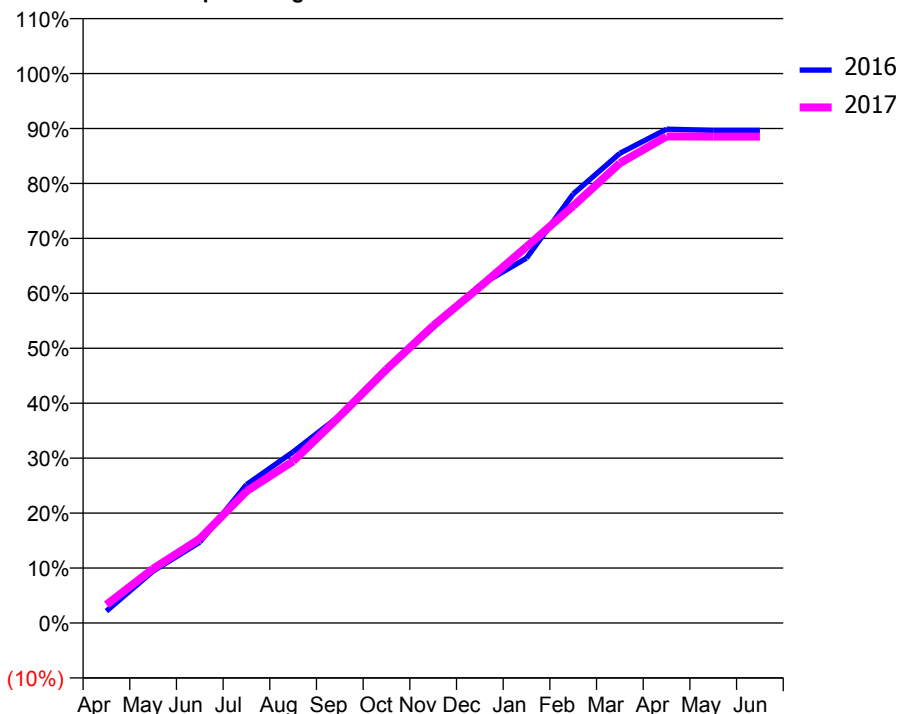
ACCESS*

Patients seen in 24 months	Total	Change since previous quarter
Quarter ending March 2016	4,118	
Quarter ending June 2016	4,064	↓
Quarter ending September 2016	4,048	→
Quarter ending December 2016	3,996	↓
Quarter ending March 2017	3,972	→
Variance since March 2016	(3.5%)	↓



ACTIVITY

Cumulative percentage of contracted UDA delivered 2016 & 2017



Month	Adjusted Scheduled Activity (UDA)	
	2016	2017
April	327	452
May	1,427	1,334
June	2,221	2,070
July	3,802	3,237
August	4,702	3,976
September	5,700	5,082
October	6,950	6,231
November	8,120	7,305
December	9,280	8,257
January	10,030	9,245
February	11,791	10,247
March	12,908	11,297
April	13,571	11,956
May	13,541	11,949
June	13,541	11,948

QUALITY

	Quantity	Base Number	Contract	AT	Region	England
% of FP17s for the same patient ID Re-attending within 3 months - Children	61	1,172	5.2%	12.5%	13.3%	12.3%
% of FP17s for the same patient ID Re-attending within 3 months - Adults	1,001	5,391	18.6%	18.0%	17.3%	16.7%
% of FP17s for the same patient ID Re-attending between 3 & 9 months - Children	793	1,172	67.7%	57.1%	58.9%	57.6%
% of FP17s for the same patient ID Re-attending between 3 & 9 months - Adults	3,407	5,391	63.2%	50.6%	52.2%	50.1%
% of FP17s for Band 1 Urgent Courses	831	6,496	12.8%	9.8%	9.2%	9.1%
% of FP17s Relating to Free Repair or Replacements	81	6,496	1.2%	1.0%	1.0%	0.8%
% of FP17s Relating to Continuations	75	6,496	1.2%	1.6%	1.4%	1.2%
% of Patients satisfied with the dentistry they have received	6	8	N/A	93.7%	93.1%	92.8%
% of Patients satisfied with the time they had to wait for an appointment	7	8	N/A	93.0%	89.5%	88.7%

* This is based on patients treated on this contract for their most recent course of treatment. Figures in italics indicate the base number of FP17s or Patient Questionnaire responses are less than 100. N/A is shown where the base number of responses is less than 10 during the period. % is calculated as Quantity/Base number*100

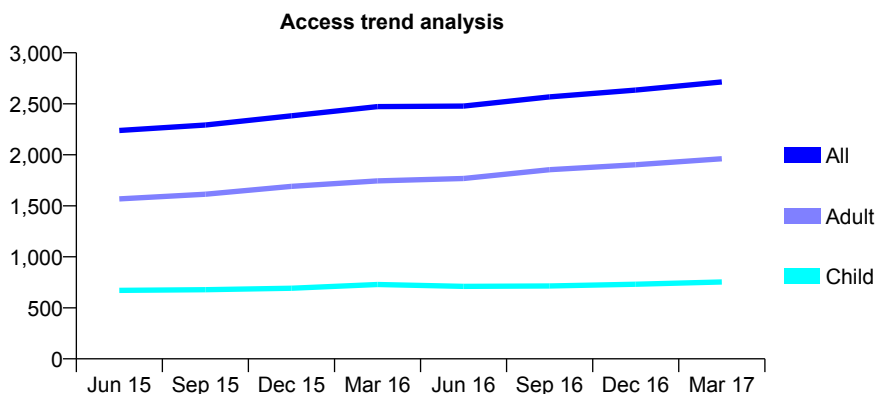
Q44 - Vital Signs At a Glance Contract Report for 194298/0001 - Year end March 2017

Name or company name	Woodchurch Dental Practice
Contract type name	GDS Contract
Purpose of contract	General
Contract start date	08/10/2012
Contract end date	

16/17 Contracted general activity (UDA)	6,570
Carry forward general activity (UDA)	151
16/17 Contracted orthodontic activity (UOA)	0
Carry forward orthodontic activity (UOA)	0
Baseline contract value	£204,005.63

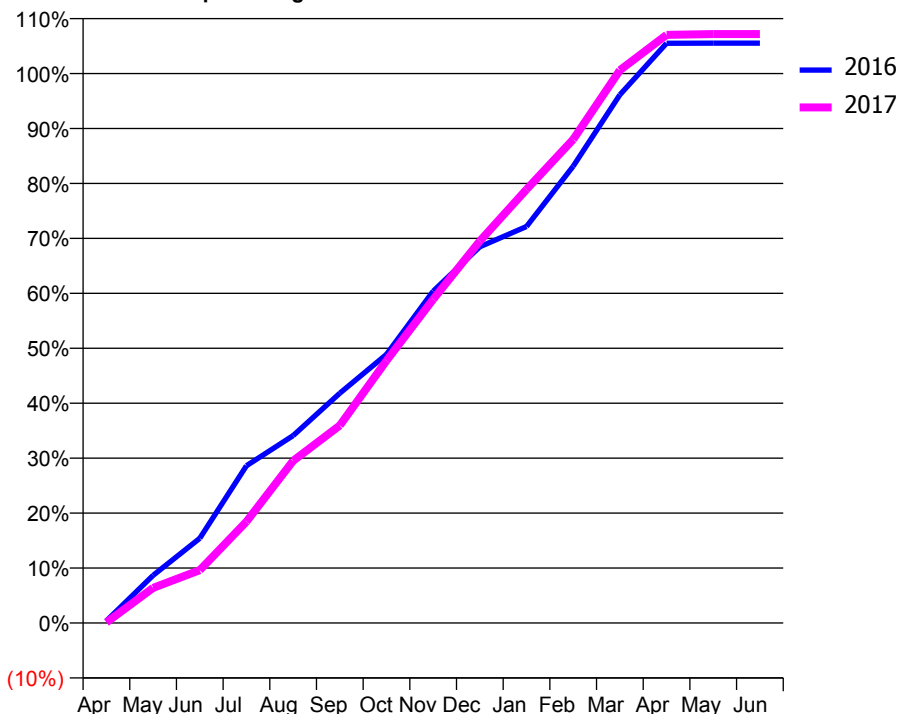
ACCESS*

Patients seen in 24 months	Total	Change since previous quarter
Quarter ending March 2016	2,473	
Quarter ending June 2016	2,478	→
Quarter ending September 2016	2,568	↑
Quarter ending December 2016	2,634	↑
Quarter ending March 2017	2,715	↑
Variance since March 2016	9.8%	↑



ACTIVITY

Cumulative percentage of contracted UDA delivered 2016 & 2017



Adjusted Scheduled Activity (UDA)

Month	2016	2017
April	26	7
May	569	419
June	1,013	632
July	1,881	1,213
August	2,242	1,939
September	2,747	2,363
October	3,211	3,137
November	3,967	3,871
December	4,499	4,567
January	4,740	5,184
February	5,462	5,782
March	6,315	6,610
April	6,931	7,033
May	6,933	7,041
June	6,933	7,041

QUALITY

	Quantity	Base Number	Contract	AT	Region	England
% of FP17s for the same patient ID Re-attending within 3 months - Children	237	1,321	17.9%	12.5%	13.3%	12.3%
% of FP17s for the same patient ID Re-attending within 3 months - Adults	678	2,780	24.4%	18.0%	17.3%	16.7%
% of FP17s for the same patient ID Re-attending between 3 & 9 months - Children	670	1,321	50.7%	57.1%	58.9%	57.6%
% of FP17s for the same patient ID Re-attending between 3 & 9 months - Adults	964	2,780	34.7%	50.6%	52.2%	50.1%
% of FP17s for Band 1 Urgent Courses	953	3,259	29.2%	9.8%	9.2%	9.1%
% of FP17s Relating to Free Repair or Replacements	47	3,259	1.4%	1.0%	1.0%	0.8%
% of FP17s Relating to Continuations	0	3,259	0.0%	1.6%	1.4%	1.2%
% of Patients satisfied with the dentistry they have received	5	5	N/A	93.7%	93.1%	92.8%
% of Patients satisfied with the time they had to wait for an appointment	5	5	N/A	93.0%	89.5%	88.7%

* This is based on patients treated on this contract for their most recent course of treatment. Figures in italics indicate the base number of FP17s or Patient Questionnaire responses are less than 100. N/A is shown where the base number of responses is less than 10 during the period. % is calculated as Quantity/Base number*100

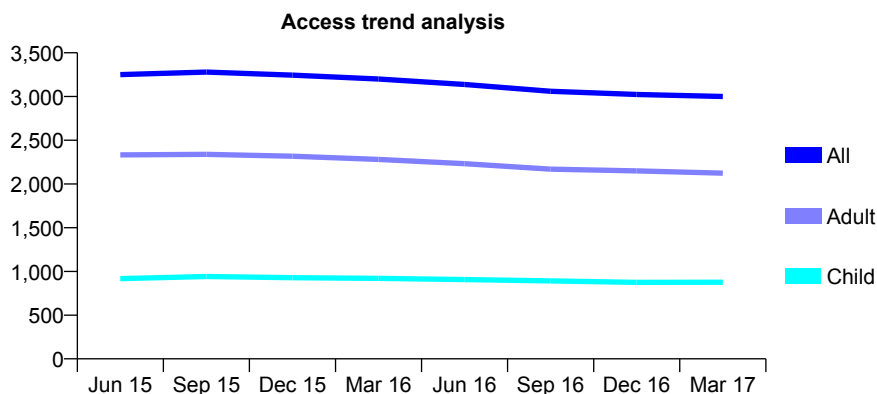
Q44 - Vital Signs At a Glance Contract Report for 198021/0001 - Year end March 2017

Name or company name	Taylor-Jones & Jones
Contract type name	GDS Contract
Purpose of contract	General
Contract start date	01/04/2009
Contract end date	

16/17 Contracted general activity (UDA)	8,000
Carry forward general activity (UDA)	154
16/17 Contracted orthodontic activity (UOA)	0
Carry forward orthodontic activity (UOA)	0
Baseline contract value	£206,965.51

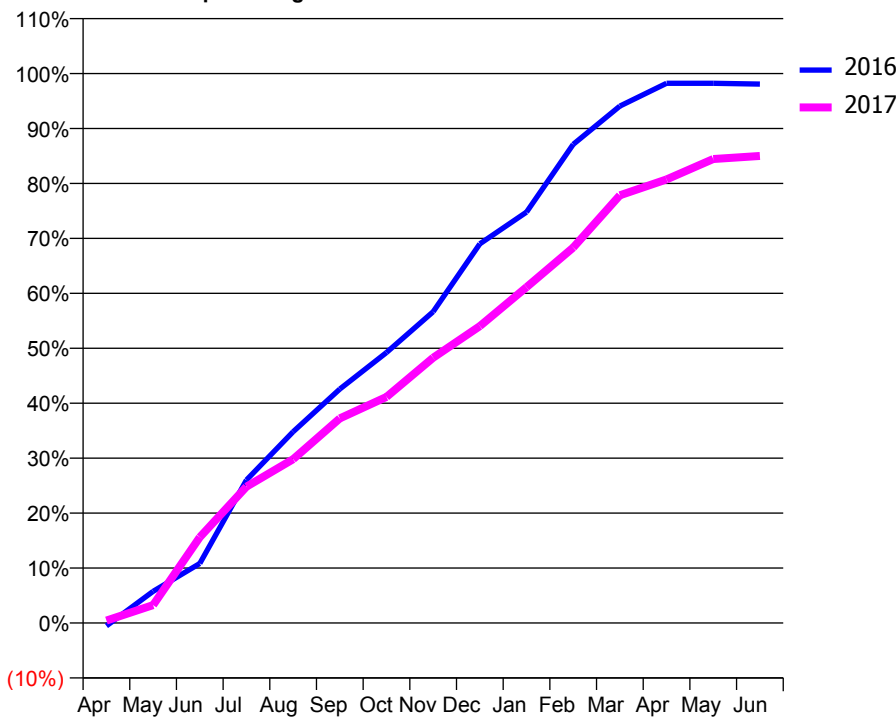
ACCESS*

Patients seen in 24 months	Total	Change since previous quarter
Quarter ending March 2016	3,200	
Quarter ending June 2016	3,138	↓
Quarter ending September 2016	3,060	↓
Quarter ending December 2016	3,024	↓
Quarter ending March 2017	3,000	→
Variance since March 2016	(6.3%)	↓



ACTIVITY

Cumulative percentage of contracted UDA delivered 2016 & 2017



Month	Adjusted Scheduled Activity (UDA)	
	2016	2017
April	-44	35
May	460	262
June	866	1,249
July	2,083	1,986
August	2,785	2,386
September	3,407	2,980
October	3,938	3,292
November	4,532	3,863
December	5,521	4,323
January	5,983	4,890
February	6,968	5,466
March	7,525	6,226
April	7,857	6,459
May	7,857	6,755
June	7,846	6,800

QUALITY

	Quantity	Base Number	Contract	AT	Region	England
% of FP17s for the same patient ID Re-attending within 3 months - Children	56	1,063	5.3%	12.5%	13.3%	12.3%
% of FP17s for the same patient ID Re-attending within 3 months - Adults	341	2,581	13.2%	18.0%	17.3%	16.7%
% of FP17s for the same patient ID Re-attending between 3 & 9 months - Children	566	1,063	53.2%	57.1%	58.9%	57.6%
% of FP17s for the same patient ID Re-attending between 3 & 9 months - Adults	1,303	2,581	50.5%	50.6%	52.2%	50.1%
% of FP17s for Band 1 Urgent Courses	287	3,748	7.7%	9.8%	9.2%	9.1%
% of FP17s Relating to Free Repair or Replacements	31	3,748	0.8%	1.0%	1.0%	0.8%
% of FP17s Relating to Continuations	7	3,748	0.2%	1.6%	1.4%	1.2%
% of Patients satisfied with the dentistry they have received	43	47	91.5%	93.7%	93.1%	92.8%
% of Patients satisfied with the time they had to wait for an appointment	46	47	97.9%	93.0%	89.5%	88.7%

* This is based on patients treated on this contract for their most recent course of treatment. Figures in italics indicate the base number of FP17s or Patient Questionnaire responses are less than 100. N/A is shown where the base number of responses is less than 10 during the period. % is calculated as Quantity/Base number*100

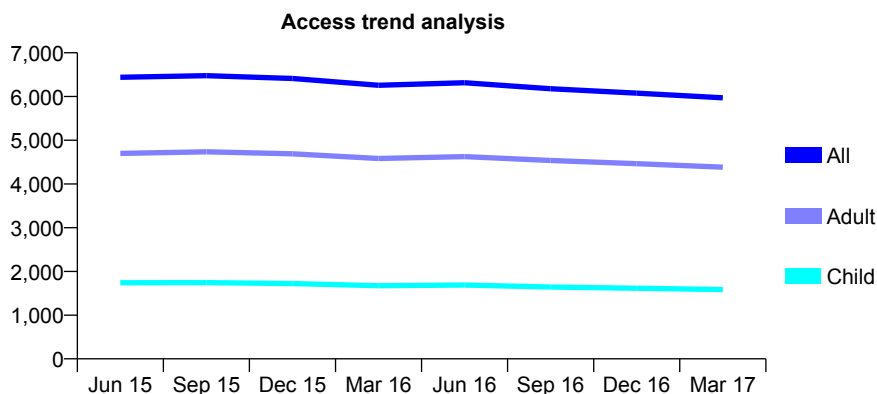
Q44 - Vital Signs At a Glance Contract Report for 210153/0001 - Year end March 2017

Name or company name	Latchford Dental Practice Ltd
Contract type name	GDS Contract
Purpose of contract	General
Contract start date	01/04/2006
Contract end date	

16/17 Contracted general activity (UDA)	15,892
Carry forward general activity (UDA)	0
16/17 Contracted orthodontic activity (UOA)	0
Carry forward orthodontic activity (UOA)	0
Baseline contract value	£500,131.97

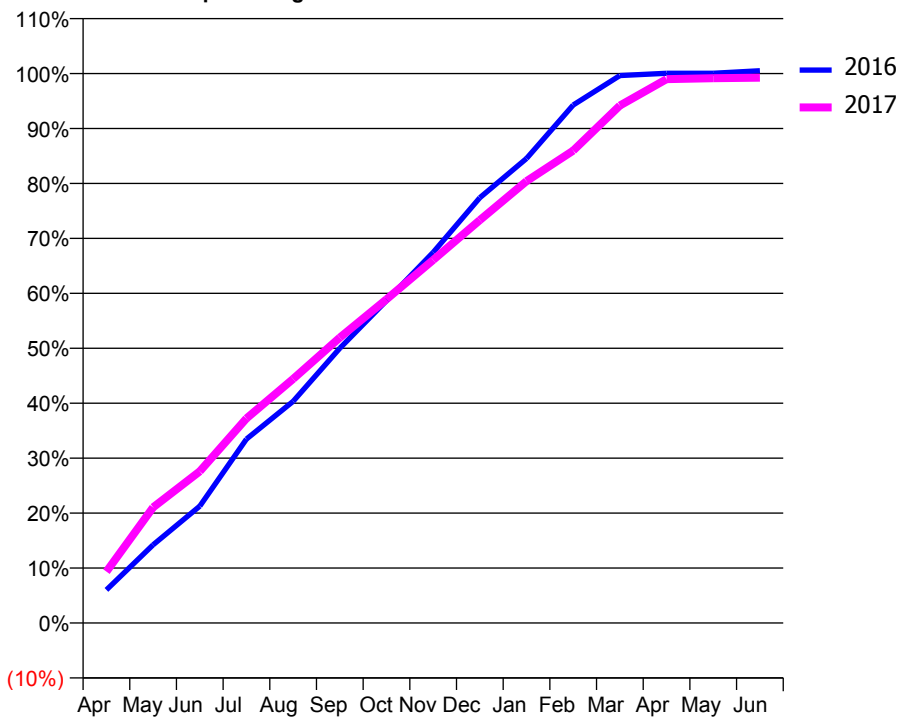
ACCESS*

Patients seen in 24 months	Total	Change since previous quarter
Quarter ending March 2016	6,257	
Quarter ending June 2016	6,314	→
Quarter ending September 2016	6,177	↓
Quarter ending December 2016	6,077	↓
Quarter ending March 2017	5,971	↓
Variance since March 2016	(4.6%)	↓



ACTIVITY

Cumulative percentage of contracted UDA delivered 2016 & 2017



Adjusted Scheduled Activity (UDA)

Month	2016	2017
April	957	1,487
May	2,262	3,346
June	3,381	4,388
July	5,319	5,917
August	6,411	7,060
September	7,946	8,256
October	9,321	9,360
November	10,720	10,498
December	12,302	11,653
January	13,434	12,780
February	14,980	13,660
March	15,831	14,967
April	15,899	15,730
May	15,899	15,755
June	15,973	15,771

QUALITY

	Quantity	Base Number	Contract	AT	Region	England
% of FP17s for the same patient ID Re-attending within 3 months - Children	158	2,083	7.6%	12.5%	13.3%	12.3%
% of FP17s for the same patient ID Re-attending within 3 months - Adults	1,000	5,501	18.2%	18.0%	17.3%	16.7%
% of FP17s for the same patient ID Re-attending between 3 & 9 months - Children	1,047	2,083	50.3%	57.1%	58.9%	57.6%
% of FP17s for the same patient ID Re-attending between 3 & 9 months - Adults	2,222	5,501	40.4%	50.6%	52.2%	50.1%
% of FP17s for Band 1 Urgent Courses	761	7,855	9.7%	9.8%	9.2%	9.1%
% of FP17s Relating to Free Repair or Replacements	106	7,855	1.3%	1.0%	1.0%	0.8%
% of FP17s Relating to Continuations	207	7,855	2.6%	1.6%	1.4%	1.2%
% of Patients satisfied with the dentistry they have received	11	12	91.7%	93.7%	93.1%	92.8%
% of Patients satisfied with the time they had to wait for an appointment	12	12	100.0%	93.0%	89.5%	88.7%

* This is based on patients treated on this contract for their most recent course of treatment. Figures in italics indicate the base number of FP17s or Patient Questionnaire responses are less than 100. N/A is shown where the base number of responses is less than 10 during the period. % is calculated as Quantity/Base number*100

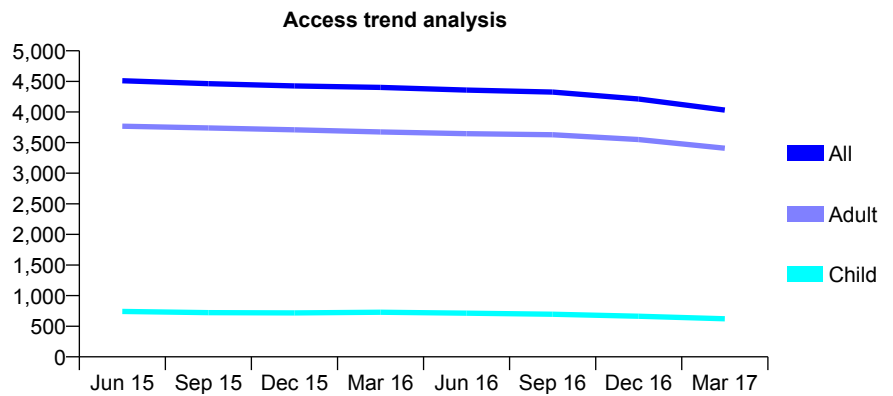
Q44 - Vital Signs At a Glance Contract Report for 214906/0001 - Year end March 2017

Name or company name	MR CA STANYER
Contract type name	GDS Contract
Purpose of contract	General
Contract start date	01/04/2006
Contract end date	

16/17 Contracted general activity (UDA)	11,620
Carry forward general activity (UDA)	0
16/17 Contracted orthodontic activity (UOA)	0
Carry forward orthodontic activity (UOA)	0
Baseline contract value	£239,982.11

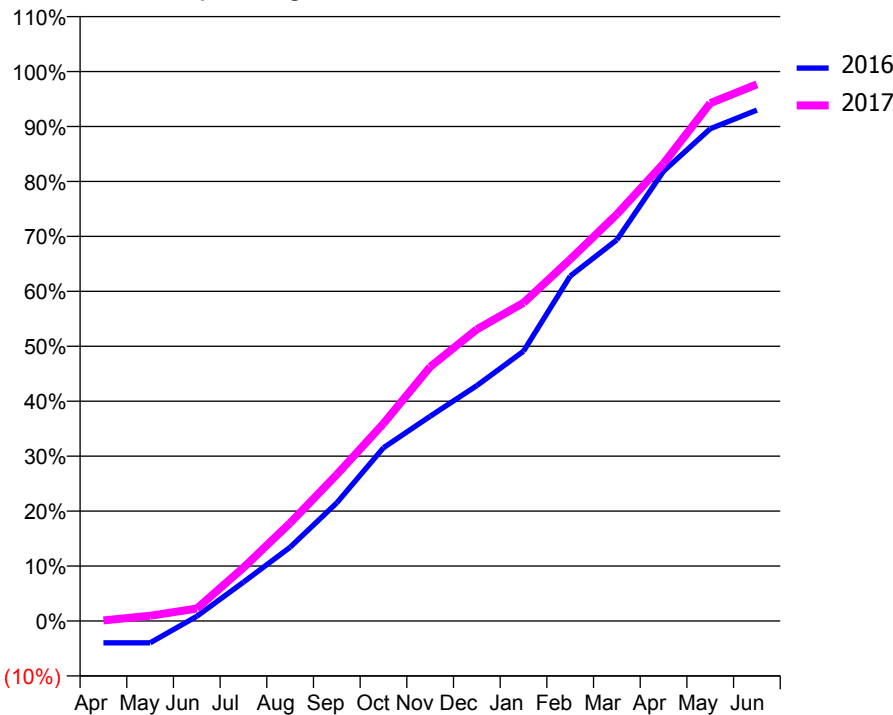
ACCESS*

Patients seen in 24 months	Total	Change since previous quarter
Quarter ending March 2016	4,402	
Quarter ending June 2016	4,359	→
Quarter ending September 2016	4,325	→
Quarter ending December 2016	4,213	↓
Quarter ending March 2017	4,031	↓
Variance since March 2016	(8.4%)	↓



ACTIVITY

Cumulative percentage of contracted UDA delivered 2016 & 2017



Month	Adjusted Scheduled Activity (UDA)	
	2016	2017
April	-463	13
May	-463	111
June	100	265
July	822	1,129
August	1,560	2,073
September	2,498	3,096
October	3,665	4,177
November	4,331	5,375
December	4,977	6,169
January	5,705	6,730
February	7,292	7,649
March	8,059	8,602
April	9,513	9,675
May	10,410	10,951
June	10,803	11,348

QUALITY

	Quantity	Base Number	Contract	AT	Region	England
% of FP17s for the same patient ID Re-attending within 3 months - Children	65	950	6.8%	12.5%	13.3%	12.3%
% of FP17s for the same patient ID Re-attending within 3 months - Adults	928	5,594	16.6%	18.0%	17.3%	16.7%
% of FP17s for the same patient ID Re-attending between 3 & 9 months - Children	504	950	53.1%	57.1%	58.9%	57.6%
% of FP17s for the same patient ID Re-attending between 3 & 9 months - Adults	3,303	5,594	59.0%	50.6%	52.2%	50.1%
% of FP17s for Band 1 Urgent Courses	917	6,641	13.8%	9.8%	9.2%	9.1%
% of FP17s Relating to Free Repair or Replacements	0	6,641	0.0%	1.0%	1.0%	0.8%
% of FP17s Relating to Continuations	124	6,641	1.9%	1.6%	1.4%	1.2%
% of Patients satisfied with the dentistry they have received	7	7	N/A	93.7%	93.1%	92.8%
% of Patients satisfied with the time they had to wait for an appointment	7	7	N/A	93.0%	89.5%	88.7%

* This is based on patients treated on this contract for their most recent course of treatment. Figures in italics indicate the base number of FP17s or Patient Questionnaire responses are less than 100. N/A is shown where the base number of responses is less than 10 during the period. % is calculated as Quantity/Base number*100

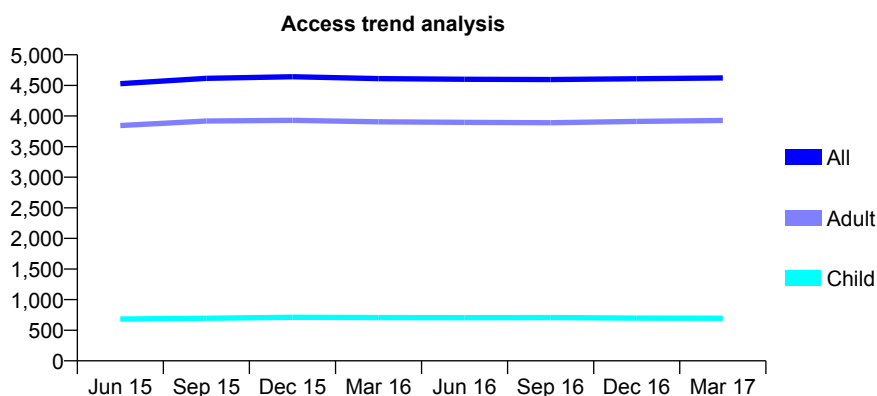
Q44 - Vital Signs At a Glance Contract Report for 221953/0001 - Year end March 2017

Name or company name	MR RM HEATHCOTE
Contract type name	GDS Contract
Purpose of contract	General
Contract start date	01/04/2006
Contract end date	

16/17 Contracted general activity (UDA)	12,472
Carry forward general activity (UDA)	0
16/17 Contracted orthodontic activity (UOA)	0
Carry forward orthodontic activity (UOA)	0
Baseline contract value	£323,360.29

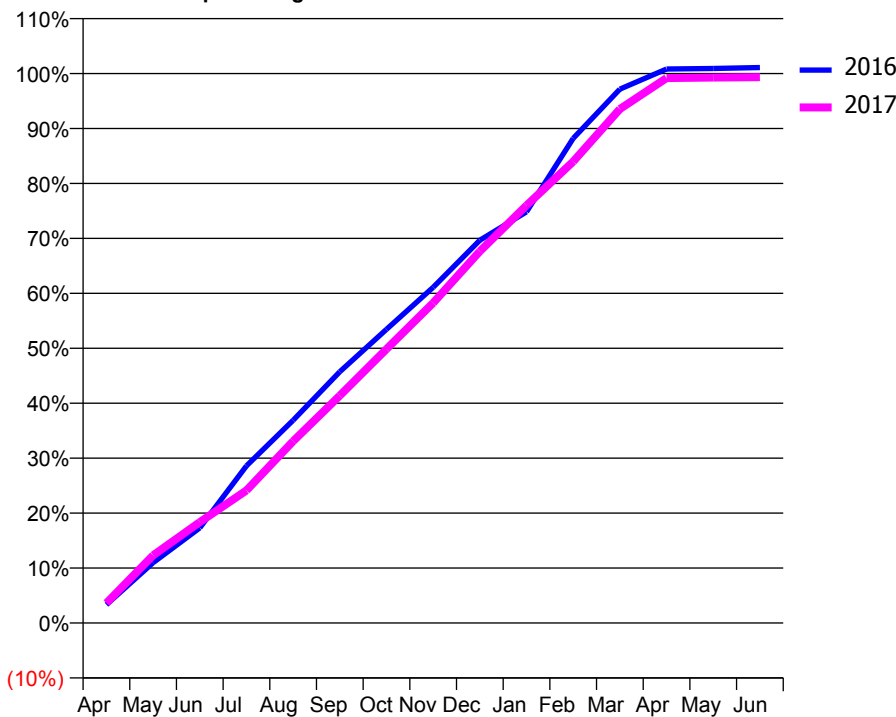
ACCESS*

Patients seen in 24 months	Total	Change since previous quarter
Quarter ending March 2016	4,612	
Quarter ending June 2016	4,601	→
Quarter ending September 2016	4,596	→
Quarter ending December 2016	4,610	→
Quarter ending March 2017	4,623	→
Variance since March 2016	0.2%	→



ACTIVITY

Cumulative percentage of contracted UDA delivered 2016 & 2017



Month	Adjusted Scheduled Activity (UDA)	
	2016	2017
April	416	452
May	1,370	1,535
June	2,158	2,290
July	3,566	3,011
August	4,602	4,126
September	5,702	5,162
October	6,667	6,218
November	7,619	7,265
December	8,688	8,437
January	9,333	9,479
February	11,001	10,474
March	12,116	11,665
April	12,573	12,369
May	12,586	12,379
June	12,608	12,388

QUALITY

	Quantity	Base Number	Contract	AT	Region	England
% of FP17s for the same patient ID Re-attending within 3 months - Children	84	1,095	7.7%	12.5%	13.3%	12.3%
% of FP17s for the same patient ID Re-attending within 3 months - Adults	756	5,397	14.0%	18.0%	17.3%	16.7%
% of FP17s for the same patient ID Re-attending between 3 & 9 months - Children	707	1,095	64.6%	57.1%	58.9%	57.6%
% of FP17s for the same patient ID Re-attending between 3 & 9 months - Adults	2,710	5,397	50.2%	50.6%	52.2%	50.1%
% of FP17s for Band 1 Urgent Courses	496	6,540	7.6%	9.8%	9.2%	9.1%
% of FP17s Relating to Free Repair or Replacements	36	6,540	0.6%	1.0%	1.0%	0.8%
% of FP17s Relating to Continuations	37	6,540	0.6%	1.6%	1.4%	1.2%
% of Patients satisfied with the dentistry they have received	8	8	N/A	93.7%	93.1%	92.8%
% of Patients satisfied with the time they had to wait for an appointment	8	8	N/A	93.0%	89.5%	88.7%

* This is based on patients treated on this contract for their most recent course of treatment. Figures in italics indicate the base number of FP17s or Patient Questionnaire responses are less than 100. N/A is shown where the base number of responses is less than 10 during the period. % is calculated as Quantity/Base number*100

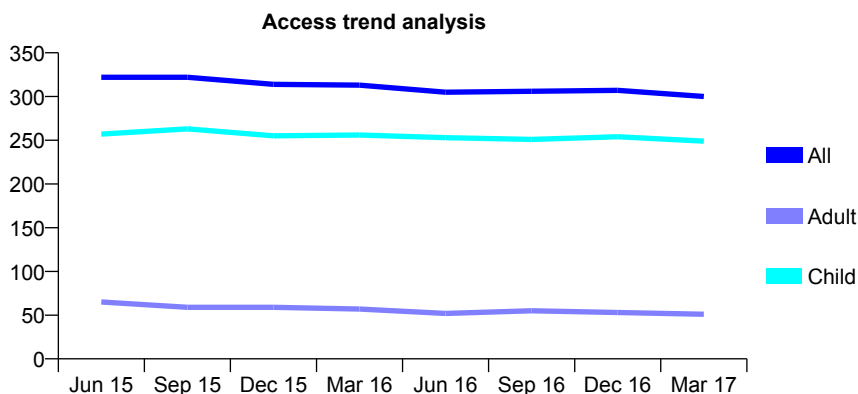
Q44 - Vital Signs At a Glance Contract Report for 222887/0001 - Year end March 2017

Name or company name	MR SR SMITH
Contract type name	GDS Contract
Purpose of contract	General
Contract start date	01/04/2006
Contract end date	

16/17 Contracted general activity (UDA)	750
Carry forward general activity (UDA)	0
16/17 Contracted orthodontic activity (UOA)	0
Carry forward orthodontic activity (UOA)	0
Baseline contract value	£15,912.05

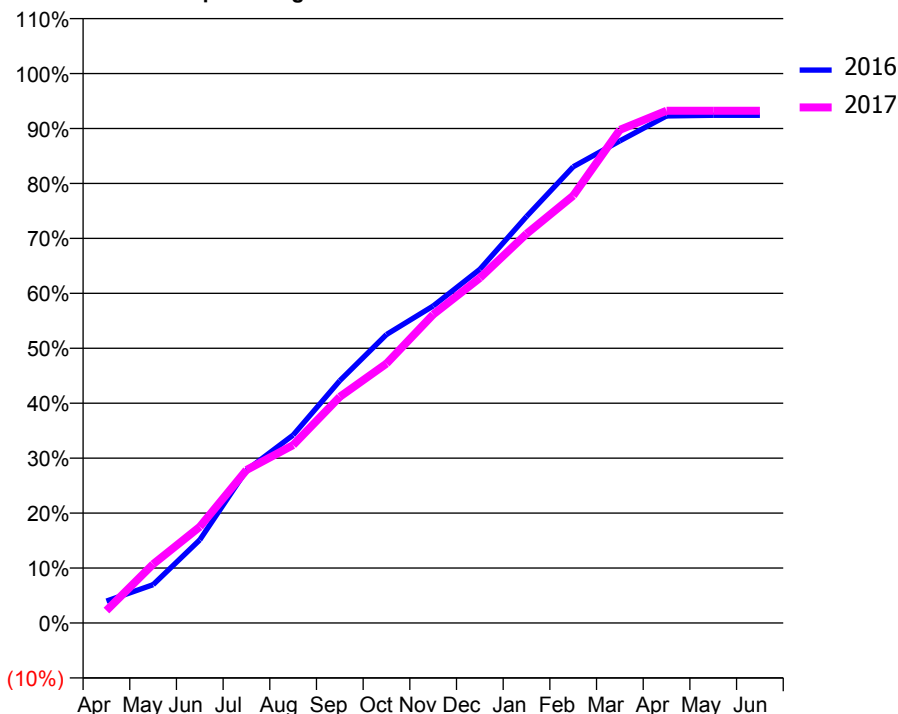
ACCESS*

Patients seen in 24 months	Total	Change since previous quarter
Quarter ending March 2016	313	
Quarter ending June 2016	305	↓
Quarter ending September 2016	306	→
Quarter ending December 2016	307	→
Quarter ending March 2017	300	↓
Variance since March 2016	(4.2%)	↓



ACTIVITY

Cumulative percentage of contracted UDA delivered 2016 & 2017



Month	Adjusted Scheduled Activity (UDA)	
	2016	2017
April	30	17
May	52	80
June	113	131
July	208	209
August	257	243
September	331	309
October	394	354
November	433	421
December	483	471
January	555	531
February	623	583
March	658	673
April	692	699
May	693	699
June	693	699

QUALITY

	Quantity	Base Number	Contract	AT	Region	England
% of FP17s for the same patient ID Re-attending within 3 months - Children	64	568	11.3%	12.5%	13.3%	12.3%
% of FP17s for the same patient ID Re-attending within 3 months - Adults	1	24	4.2%	18.0%	17.3%	16.7%
% of FP17s for the same patient ID Re-attending between 3 & 9 months - Children	427	568	75.2%	57.1%	58.9%	57.6%
% of FP17s for the same patient ID Re-attending between 3 & 9 months - Adults	21	24	87.5%	50.6%	52.2%	50.1%
% of FP17s for Band 1 Urgent Courses	6	579	1.0%	9.8%	9.2%	9.1%
% of FP17s Relating to Free Repair or Replacements	0	579	0.0%	1.0%	1.0%	0.8%
% of FP17s Relating to Continuations	0	579	0.0%	1.6%	1.4%	1.2%
% of Patients satisfied with the dentistry they have received	0	0	N/A	93.7%	93.1%	92.8%
% of Patients satisfied with the time they had to wait for an appointment	0	0	N/A	93.0%	89.5%	88.7%

* This is based on patients treated on this contract for their most recent course of treatment. Figures in italics indicate the base number of FP17s or Patient Questionnaire responses are less than 100. N/A is shown where the base number of responses is less than 10 during the period. % is calculated as Quantity/Base number*100

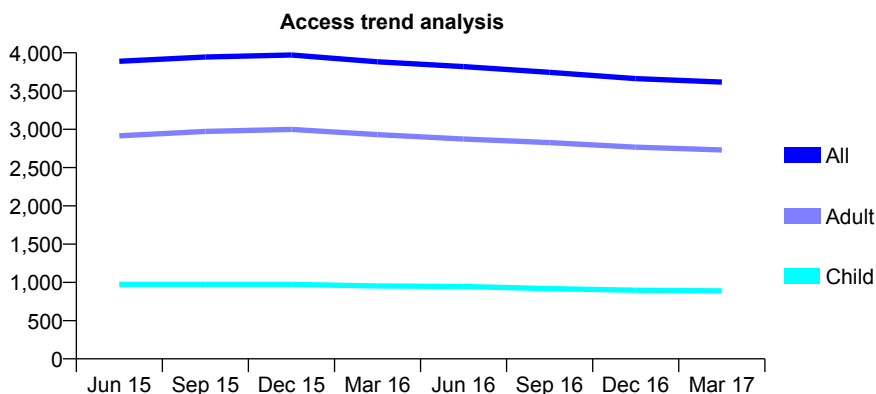
Q44 - Vital Signs At a Glance Contract Report for 233463/0001 - Year end March 2017

Name or company name	MISS AM CONNOLLY
Contract type name	GDS Contract
Purpose of contract	General
Contract start date	01/04/2006
Contract end date	

16/17 Contracted general activity (UDA)	8,656
Carry forward general activity (UDA)	0
16/17 Contracted orthodontic activity (UOA)	0
Carry forward orthodontic activity (UOA)	0
Baseline contract value	£233,204.10

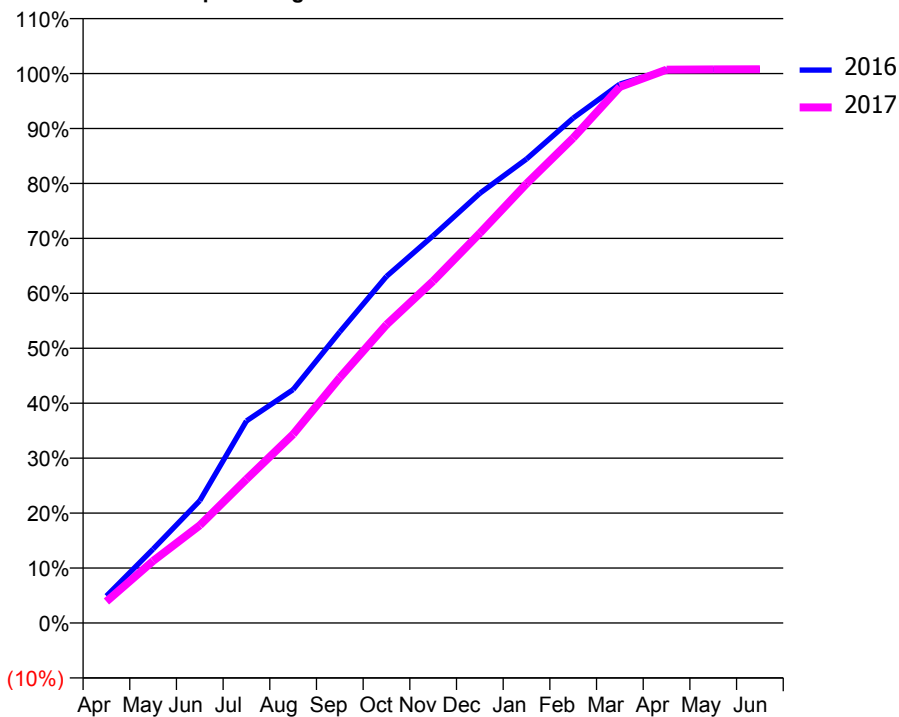
ACCESS*

Patients seen in 24 months	Total	Change since previous quarter
Quarter ending March 2016	3,882	
Quarter ending June 2016	3,819	↓
Quarter ending September 2016	3,744	↓
Quarter ending December 2016	3,663	↓
Quarter ending March 2017	3,618	↓
Variance since March 2016	(6.8%)	↓



ACTIVITY

Cumulative percentage of contracted UDA delivered 2016 & 2017



Adjusted Scheduled Activity (UDA)

Month	2016	2017
April	426	338
May	1,166	979
June	1,927	1,539
July	3,183	2,266
August	3,677	2,974
September	4,586	3,866
October	5,460	4,700
November	6,100	5,386
December	6,770	6,141
January	7,308	6,921
February	7,953	7,640
March	8,490	8,446
April	8,714	8,717
May	8,720	8,721
June	8,720	8,722

QUALITY

	Quantity	Base Number	Contract	AT	Region	England
% of FP17s for the same patient ID Re-attending within 3 months - Children	126	1,269	9.9%	12.5%	13.3%	12.3%
% of FP17s for the same patient ID Re-attending within 3 months - Adults	868	3,519	24.7%	18.0%	17.3%	16.7%
% of FP17s for the same patient ID Re-attending between 3 & 9 months - Children	621	1,269	48.9%	57.1%	58.9%	57.6%
% of FP17s for the same patient ID Re-attending between 3 & 9 months - Adults	937	3,519	26.6%	50.6%	52.2%	50.1%
% of FP17s for Band 1 Urgent Courses	587	4,309	13.6%	9.8%	9.2%	9.1%
% of FP17s Relating to Free Repair or Replacements	35	4,309	0.8%	1.0%	1.0%	0.8%
% of FP17s Relating to Continuations	94	4,309	2.2%	1.6%	1.4%	1.2%
% of Patients satisfied with the dentistry they have received	12	12	100.0%	93.7%	93.1%	92.8%
% of Patients satisfied with the time they had to wait for an appointment	12	12	100.0%	93.0%	89.5%	88.7%

* This is based on patients treated on this contract for their most recent course of treatment. Figures in italics indicate the base number of FP17s or Patient Questionnaire responses are less than 100. N/A is shown where the base number of responses is less than 10 during the period. % is calculated as Quantity/Base number*100

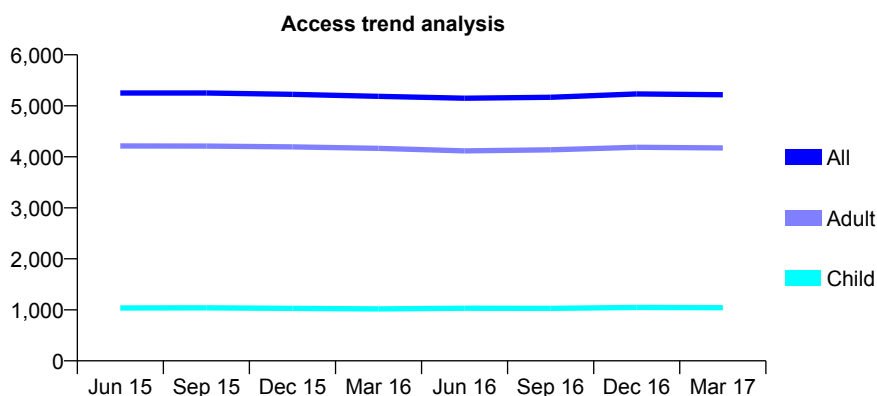
Q44 - Vital Signs At a Glance Contract Report for 234311/0001 - Year end March 2017

Name or company name	MR A PATEL
Contract type name	GDS Contract
Purpose of contract	General
Contract start date	01/04/2006
Contract end date	

16/17 Contracted general activity (UDA)	16,223
Carry forward general activity (UDA)	0
16/17 Contracted orthodontic activity (UOA)	0
Carry forward orthodontic activity (UOA)	0
Baseline contract value	£458,464.06

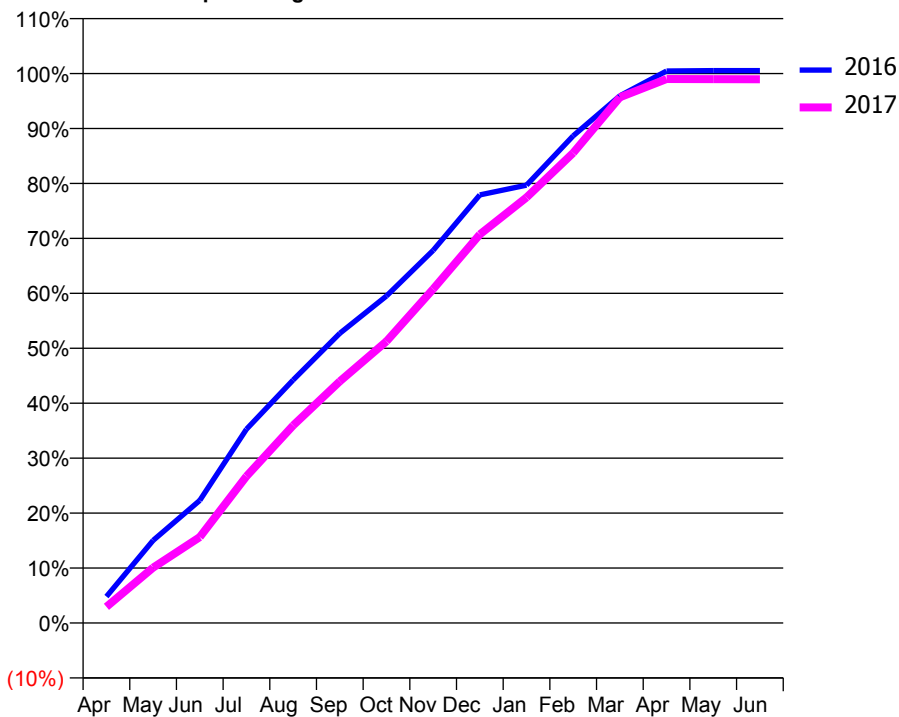
ACCESS*

Patients seen in 24 months	Total	Change since previous quarter
Quarter ending March 2016	5,185	
Quarter ending June 2016	5,149	→
Quarter ending September 2016	5,168	→
Quarter ending December 2016	5,233	→
Quarter ending March 2017	5,217	→
Variance since March 2016	0.6%	→



ACTIVITY

Cumulative percentage of contracted UDA delivered 2016 & 2017



Month	Adjusted Scheduled Activity (UDA)	
	2016	2017
April	780	478
May	2,438	1,637
June	3,618	2,537
July	5,722	4,332
August	7,174	5,831
September	8,554	7,134
October	9,654	8,318
November	11,001	9,862
December	12,637	11,474
January	12,926	12,564
February	14,381	13,881
March	15,565	15,520
April	16,295	16,060
May	16,307	16,055
June	16,307	16,053

QUALITY

	Quantity	Base Number	Contract	AT	Region	England
% of FP17s for the same patient ID Re-attending within 3 months - Children	77	1,637	4.7%	12.5%	13.3%	12.3%
% of FP17s for the same patient ID Re-attending within 3 months - Adults	952	6,404	14.9%	18.0%	17.3%	16.7%
% of FP17s for the same patient ID Re-attending between 3 & 9 months - Children	996	1,637	60.8%	57.1%	58.9%	57.6%
% of FP17s for the same patient ID Re-attending between 3 & 9 months - Adults	3,560	6,404	55.6%	50.6%	52.2%	50.1%
% of FP17s for Band 1 Urgent Courses	543	7,914	6.9%	9.8%	9.2%	9.1%
% of FP17s Relating to Free Repair or Replacements	322	7,914	4.1%	1.0%	1.0%	0.8%
% of FP17s Relating to Continuations	75	7,914	0.9%	1.6%	1.4%	1.2%
% of Patients satisfied with the dentistry they have received	16	18	88.9%	93.7%	93.1%	92.8%
% of Patients satisfied with the time they had to wait for an appointment	18	18	100.0%	93.0%	89.5%	88.7%

* This is based on patients treated on this contract for their most recent course of treatment. Figures in italics indicate the base number of FP17s or Patient Questionnaire responses are less than 100. N/A is shown where the base number of responses is less than 10 during the period. % is calculated as Quantity/Base number*100

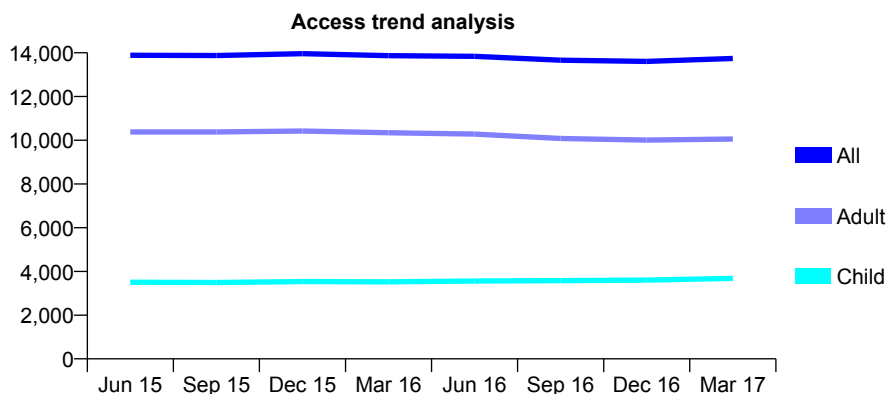
Q44 - Vital Signs At a Glance Contract Report for 234664/0001 - Year end March 2017

Name or company name	MR CJ ILLINGWORTH
Contract type name	GDS Contract
Purpose of contract	General
Contract start date	01/04/2006
Contract end date	

16/17 Contracted general activity (UDA)	38,500
Carry forward general activity (UDA)	269
16/17 Contracted orthodontic activity (UOA)	0
Carry forward orthodontic activity (UOA)	0
Baseline contract value	£908,441.89

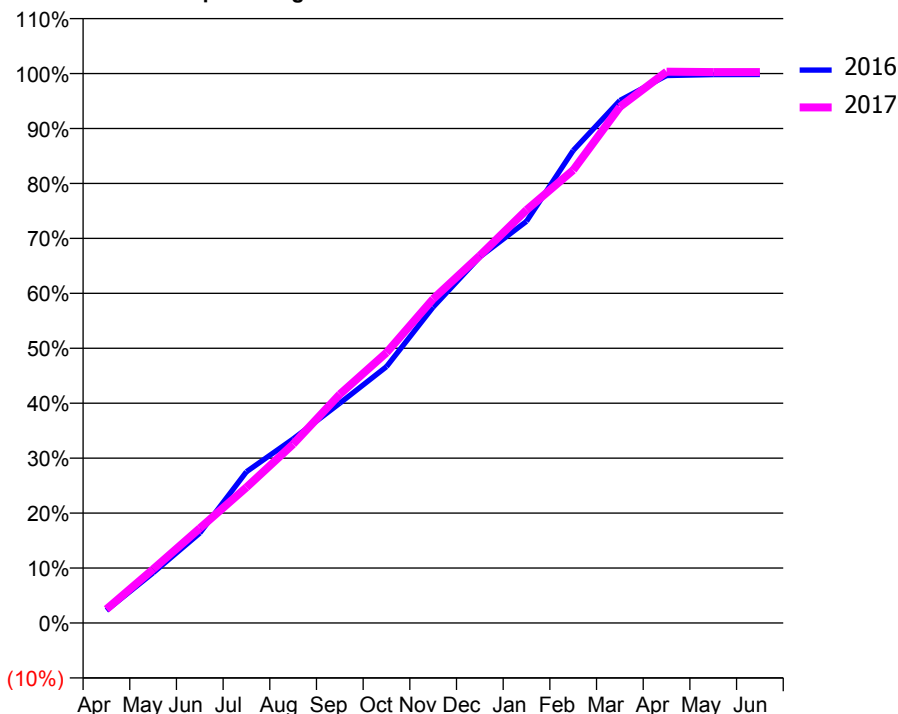
ACCESS*

Patients seen in 24 months	Total	Change since previous quarter
Quarter ending March 2016	13,866	
Quarter ending June 2016	13,838	→
Quarter ending September 2016	13,661	↓
Quarter ending December 2016	13,607	→
Quarter ending March 2017	13,743	→
Variance since March 2016	(0.9%)	→



ACTIVITY

Cumulative percentage of contracted UDA delivered 2016 & 2017



Month	Adjusted Scheduled Activity (UDA)	
	2016	2017
April	884	967
May	3,514	3,767
June	6,301	6,634
July	10,604	9,504
August	12,899	12,535
September	15,406	16,025
October	17,965	18,939
November	22,140	22,707
December	25,648	25,748
January	28,148	28,939
February	33,106	31,735
March	36,608	36,163
April	38,354	38,628
May	38,425	38,604
June	38,433	38,604

QUALITY

	Quantity	Base Number	Contract	AT	Region	England
% of FP17s for the same patient ID Re-attending within 3 months - Children	748	6,696	11.2%	12.5%	13.3%	12.3%
% of FP17s for the same patient ID Re-attending within 3 months - Adults	2,485	14,515	17.1%	18.0%	17.3%	16.7%
% of FP17s for the same patient ID Re-attending between 3 & 9 months - Children	4,265	6,696	63.7%	57.1%	58.9%	57.6%
% of FP17s for the same patient ID Re-attending between 3 & 9 months - Adults	7,430	14,515	51.2%	50.6%	52.2%	50.1%
% of FP17s for Band 1 Urgent Courses	2,188	20,876	10.5%	9.8%	9.2%	9.1%
% of FP17s Relating to Free Repair or Replacements	151	20,876	0.7%	1.0%	1.0%	0.8%
% of FP17s Relating to Continuations	87	20,876	0.4%	1.6%	1.4%	1.2%
% of Patients satisfied with the dentistry they have received	147	162	90.7%	93.7%	93.1%	92.8%
% of Patients satisfied with the time they had to wait for an appointment	149	162	92.0%	93.0%	89.5%	88.7%

* This is based on patients treated on this contract for their most recent course of treatment. Figures in italics indicate the base number of FP17s or Patient Questionnaire responses are less than 100. N/A is shown where the base number of responses is less than 10 during the period. % is calculated as Quantity/Base number*100

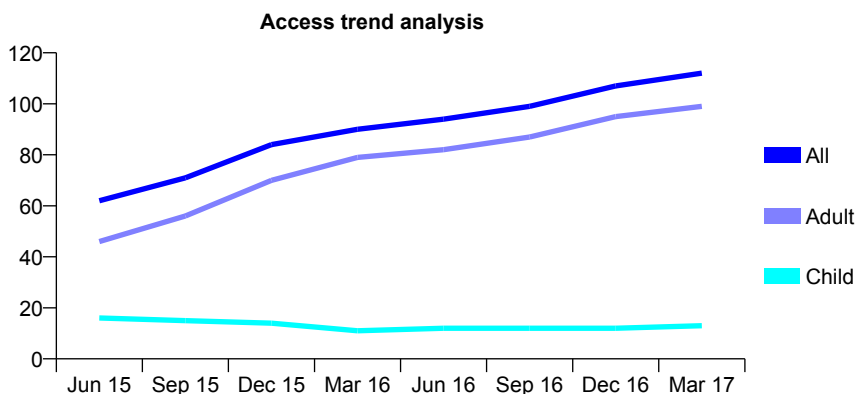
Q44 - Vital Signs At a Glance Contract Report for 240788/0003 - Year end March 2017

Name or company name	MR TA PARR
Contract type name	GDS Contract
Purpose of contract	General
Contract start date	01/04/2006
Contract end date	

16/17 Contracted general activity (UDA)	174
Carry forward general activity (UDA)	0
16/17 Contracted orthodontic activity (UOA)	0
Carry forward orthodontic activity (UOA)	0
Baseline contract value	£4,076.91

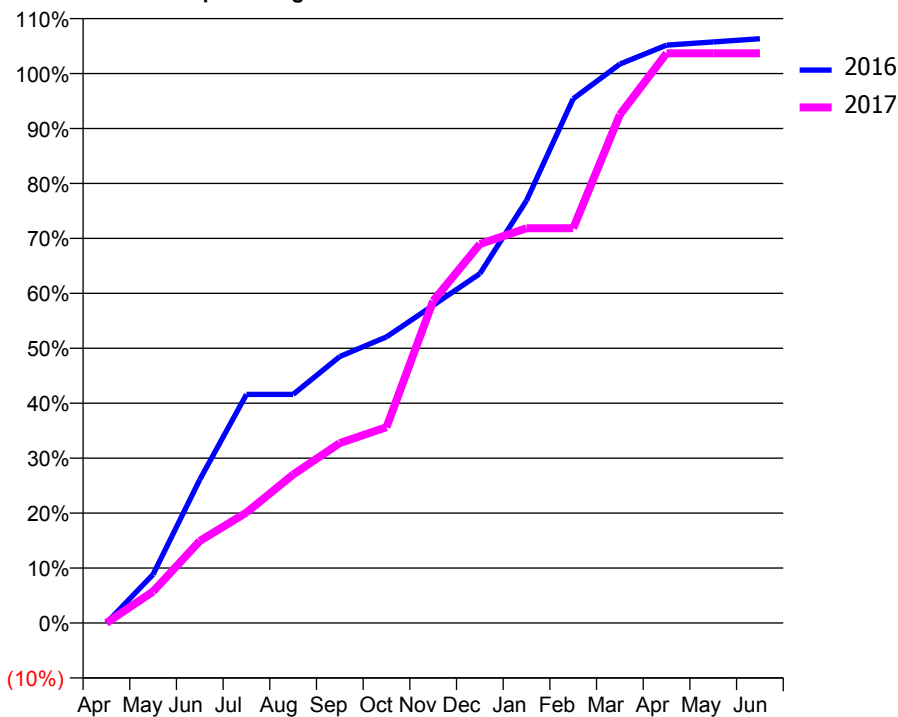
ACCESS*

Patients seen in 24 months	Total	Change since previous quarter
Quarter ending March 2016	90	
Quarter ending June 2016	94	↑
Quarter ending September 2016	99	↑
Quarter ending December 2016	107	↑
Quarter ending March 2017	112	↑
Variance since March 2016	24.4%	↑



ACTIVITY

Cumulative percentage of contracted UDA delivered 2016 & 2017



Month	Adjusted Scheduled Activity (UDA)	
	2016	2017
April	0	0
May	15	10
June	45	26
July	72	35
August	72	47
September	84	57
October	91	62
November	101	102
December	111	120
January	134	125
February	166	125
March	177	161
April	183	180
May	184	180
June	185	180

QUALITY

	Quantity	Base Number	Contract	AT	Region	England
% of FP17s for the same patient ID Re-attending within 3 months - Children	0	11	0.0%	12.5%	13.3%	12.3%
% of FP17s for the same patient ID Re-attending within 3 months - Adults	2	59	3.4%	18.0%	17.3%	16.7%
% of FP17s for the same patient ID Re-attending between 3 & 9 months - Children	7	11	63.6%	57.1%	58.9%	57.6%
% of FP17s for the same patient ID Re-attending between 3 & 9 months - Adults	11	59	18.6%	50.6%	52.2%	50.1%
% of FP17s for Band 1 Urgent Courses	2	75	2.7%	9.8%	9.2%	9.1%
% of FP17s Relating to Free Repair or Replacements	0	75	0.0%	1.0%	1.0%	0.8%
% of FP17s Relating to Continuations	0	75	0.0%	1.6%	1.4%	1.2%
% of Patients satisfied with the dentistry they have received	1	1	N/A	93.7%	93.1%	92.8%
% of Patients satisfied with the time they had to wait for an appointment	1	1	N/A	93.0%	89.5%	88.7%

* This is based on patients treated on this contract for their most recent course of treatment. Figures in italics indicate the base number of FP17s or Patient Questionnaire responses are less than 100. N/A is shown where the base number of responses is less than 10 during the period. % is calculated as Quantity/Base number*100

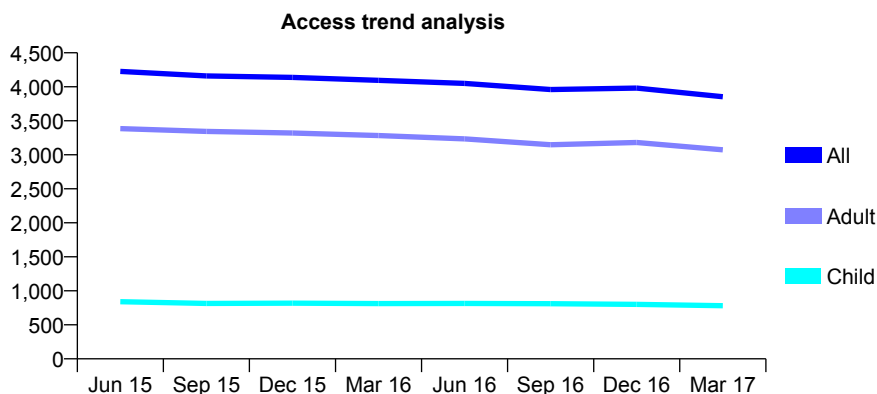
Q44 - Vital Signs At a Glance Contract Report for 243876/0001 - Year end March 2017

Name or company name	MR CG BLACK
Contract type name	GDS Contract
Purpose of contract	General
Contract start date	01/04/2006
Contract end date	

16/17 Contracted general activity (UDA)	12,522
Carry forward general activity (UDA)	357
16/17 Contracted orthodontic activity (UOA)	0
Carry forward orthodontic activity (UOA)	0
Baseline contract value	£361,686.08

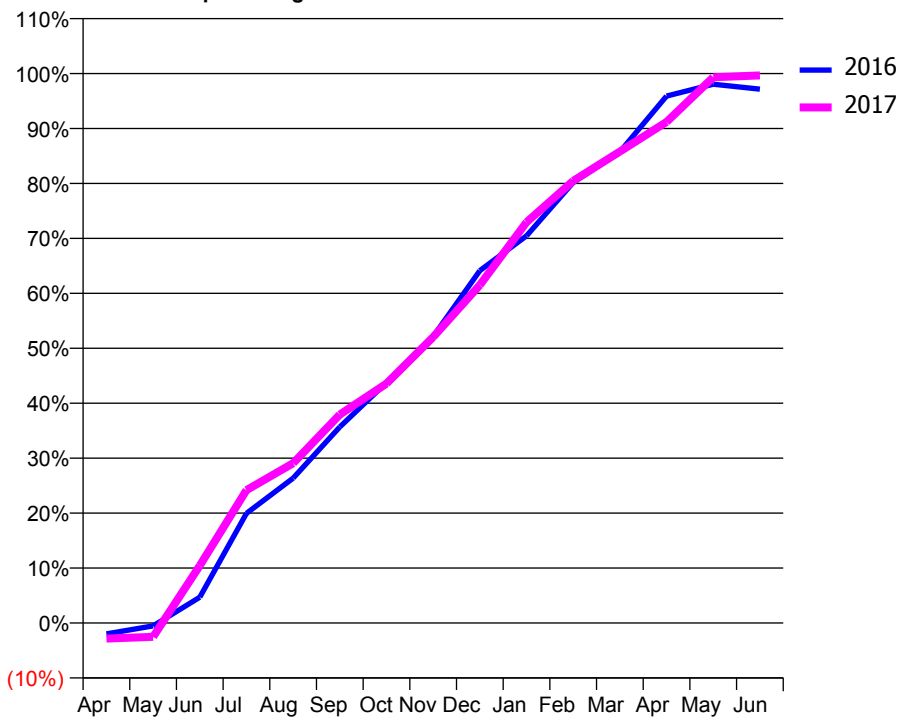
ACCESS*

Patients seen in 24 months	Total	Change since previous quarter
Quarter ending March 2016	4,096	
Quarter ending June 2016	4,050	↓
Quarter ending September 2016	3,960	↓
Quarter ending December 2016	3,981	→
Quarter ending March 2017	3,854	↓
Variance since March 2016	(5.9%)	↓



ACTIVITY

Cumulative percentage of contracted UDA delivered 2016 & 2017



Month	Adjusted Scheduled Activity (UDA)	
	2016	2017
April	-252	-357
May	-67	-317
June	588	1,309
July	2,501	3,028
August	3,301	3,641
September	4,469	4,752
October	5,480	5,457
November	6,529	6,517
December	8,029	7,700
January	8,822	9,132
February	10,039	10,074
March	10,739	10,745
April	12,009	11,417
May	12,278	12,437
June	12,165	12,479

QUALITY

	Quantity	Base Number	Contract	AT	Region	England
% of FP17s for the same patient ID Re-attending within 3 months - Children	137	1,311	10.5%	12.5%	13.3%	12.3%
% of FP17s for the same patient ID Re-attending within 3 months - Adults	739	4,528	16.3%	18.0%	17.3%	16.7%
% of FP17s for the same patient ID Re-attending between 3 & 9 months - Children	838	1,311	63.9%	57.1%	58.9%	57.6%
% of FP17s for the same patient ID Re-attending between 3 & 9 months - Adults	2,511	4,528	55.5%	50.6%	52.2%	50.1%
% of FP17s for Band 1 Urgent Courses	406	6,157	6.6%	9.8%	9.2%	9.1%
% of FP17s Relating to Free Repair or Replacements	30	6,157	0.5%	1.0%	1.0%	0.8%
% of FP17s Relating to Continuations	28	6,157	0.5%	1.6%	1.4%	1.2%
% of Patients satisfied with the dentistry they have received	5	5	N/A	93.7%	93.1%	92.8%
% of Patients satisfied with the time they had to wait for an appointment	5	5	N/A	93.0%	89.5%	88.7%

* This is based on patients treated on this contract for their most recent course of treatment. Figures in italics indicate the base number of FP17s or Patient Questionnaire responses are less than 100. N/A is shown where the base number of responses is less than 10 during the period. % is calculated as Quantity/Base number*100

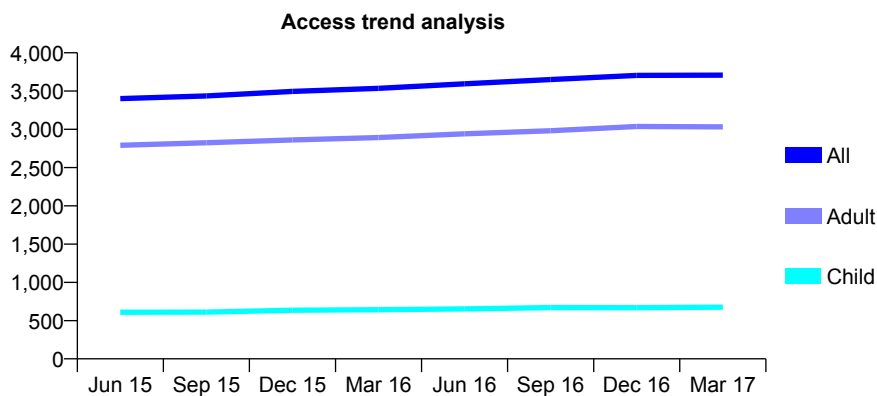
Q44 - Vital Signs At a Glance Contract Report for 245089/0001 - Year end March 2017

Name or company name	MR TJ GREENE
Contract type name	GDS Contract
Purpose of contract	General
Contract start date	01/04/2006
Contract end date	

16/17 Contracted general activity (UDA)	9,712
Carry forward general activity (UDA)	371
16/17 Contracted orthodontic activity (UOA)	0
Carry forward orthodontic activity (UOA)	0
Baseline contract value	£217,690.56

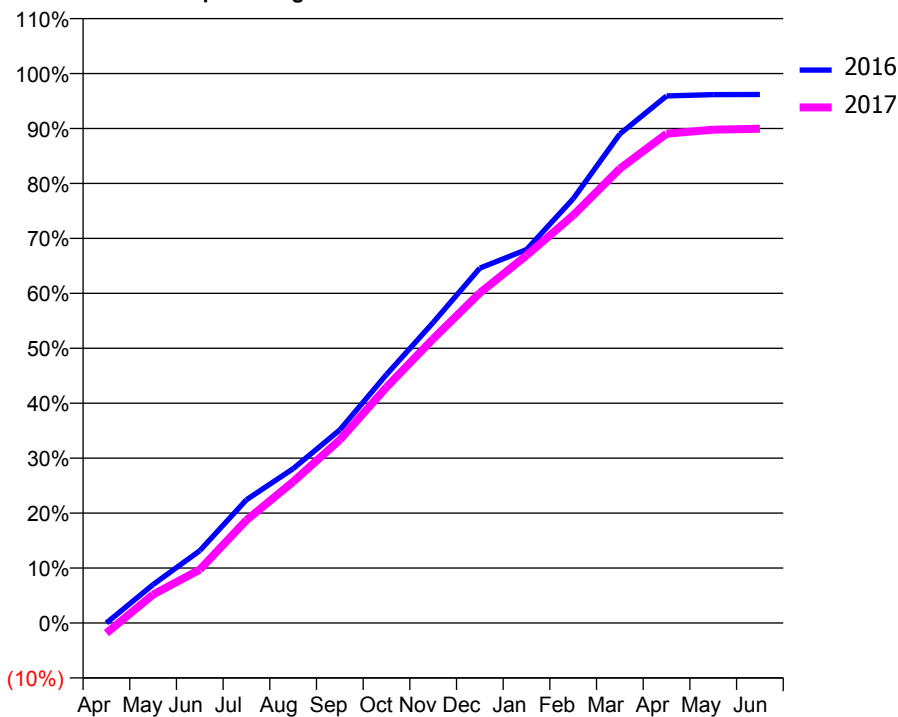
ACCESS*

Patients seen in 24 months	Total	Change since previous quarter
Quarter ending March 2016	3,535	
Quarter ending June 2016	3,594	→
Quarter ending September 2016	3,651	→
Quarter ending December 2016	3,705	→
Quarter ending March 2017	3,708	→
Variance since March 2016	4.9%	↑



ACTIVITY

Cumulative percentage of contracted UDA delivered 2016 & 2017



Month	Adjusted Scheduled Activity (UDA)	
	2016	2017
April	0	-180
May	679	503
June	1,279	945
July	2,178	1,818
August	2,728	2,497
September	3,415	3,238
October	4,391	4,169
November	5,311	5,023
December	6,273	5,834
January	6,601	6,496
February	7,499	7,205
March	8,644	8,031
April	9,315	8,648
May	9,338	8,718
June	9,341	8,734

QUALITY

	Quantity	Base Number	Contract	AT	Region	England
% of FP17s for the same patient ID Re-attending within 3 months - Children	55	1,144	4.8%	12.5%	13.3%	12.3%
% of FP17s for the same patient ID Re-attending within 3 months - Adults	561	5,033	11.1%	18.0%	17.3%	16.7%
% of FP17s for the same patient ID Re-attending between 3 & 9 months - Children	836	1,144	73.1%	57.1%	58.9%	57.6%
% of FP17s for the same patient ID Re-attending between 3 & 9 months - Adults	3,496	5,033	69.5%	50.6%	52.2%	50.1%
% of FP17s for Band 1 Urgent Courses	117	5,681	2.1%	9.8%	9.2%	9.1%
% of FP17s Relating to Free Repair or Replacements	25	5,681	0.4%	1.0%	1.0%	0.8%
% of FP17s Relating to Continuations	41	5,681	0.7%	1.6%	1.4%	1.2%
% of Patients satisfied with the dentistry they have received	13	13	100.0%	93.7%	93.1%	92.8%
% of Patients satisfied with the time they had to wait for an appointment	13	13	100.0%	93.0%	89.5%	88.7%

* This is based on patients treated on this contract for their most recent course of treatment. Figures in italics indicate the base number of FP17s or Patient Questionnaire responses are less than 100. N/A is shown where the base number of responses is less than 10 during the period. % is calculated as Quantity/Base number*100

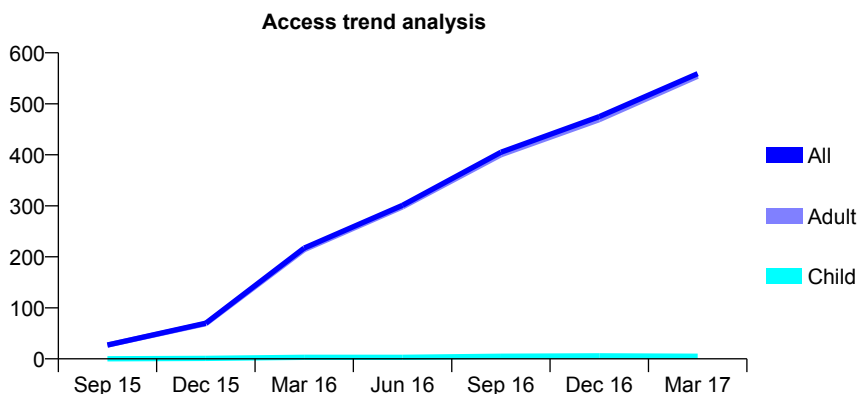
Q44 - Vital Signs At a Glance Contract Report for 258024/0003 - Year end March 2017

Name or company name	MR HD AHOVI
Contract type name	PDS Contract
Purpose of contract	General
Contract start date	01/07/2015
Contract end date	30/11/2019

16/17 Contracted general activity (UDA)	2,650
Carry forward general activity (UDA)	0
16/17 Contracted orthodontic activity (UOA)	0
Carry forward orthodontic activity (UOA)	0
Baseline contract value	£142,329.38

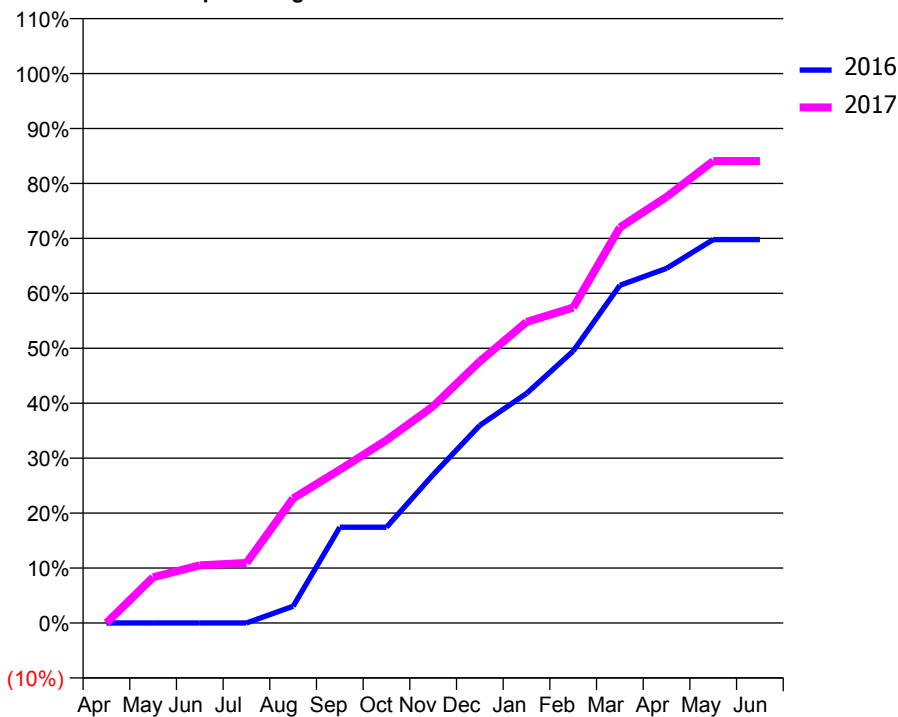
ACCESS*

Patients seen in 24 months	Total	Change since previous quarter
Quarter ending March 2016	217	
Quarter ending June 2016	301	↑
Quarter ending September 2016	405	↑
Quarter ending December 2016	475	↑
Quarter ending March 2017	559	↑
Variance since March 2016	157.6%	↑



ACTIVITY

Cumulative percentage of contracted UDA delivered 2016 & 2017



Adjusted Scheduled Activity (UDA)

Month	2016	2017
April	0	0
May	0	221
June	0	278
July	0	290
August	65	601
September	373	739
October	373	882
November	577	1,045
December	769	1,262
January	893	1,452
February	1,058	1,521
March	1,314	1,908
April	1,380	2,055
May	1,492	2,228
June	1,492	2,228

QUALITY

	Quantity	Base Number	Contract	AT	Region	England
% of FP17s for the same patient ID Re-attending within 3 months - Children	0	7	0.0%	12.5%	13.3%	12.3%
% of FP17s for the same patient ID Re-attending within 3 months - Adults	16	712	2.2%	18.0%	17.3%	16.7%
% of FP17s for the same patient ID Re-attending between 3 & 9 months - Children	0	7	0.0%	57.1%	58.9%	57.6%
% of FP17s for the same patient ID Re-attending between 3 & 9 months - Adults	7	712	1.0%	50.6%	52.2%	50.1%
% of FP17s for Band 1 Urgent Courses	0	772	0.0%	9.8%	9.2%	9.1%
% of FP17s Relating to Free Repair or Replacements	0	772	0.0%	1.0%	1.0%	0.8%
% of FP17s Relating to Continuations	0	772	0.0%	1.6%	1.4%	1.2%
% of Patients satisfied with the dentistry they have received	3	3	N/A	93.7%	93.1%	92.8%
% of Patients satisfied with the time they had to wait for an appointment	3	3	N/A	93.0%	89.5%	88.7%

* This is based on patients treated on this contract for their most recent course of treatment. Figures in italics indicate the base number of FP17s or Patient Questionnaire responses are less than 100. N/A is shown where the base number of responses is less than 10 during the period. % is calculated as Quantity/Base number*100

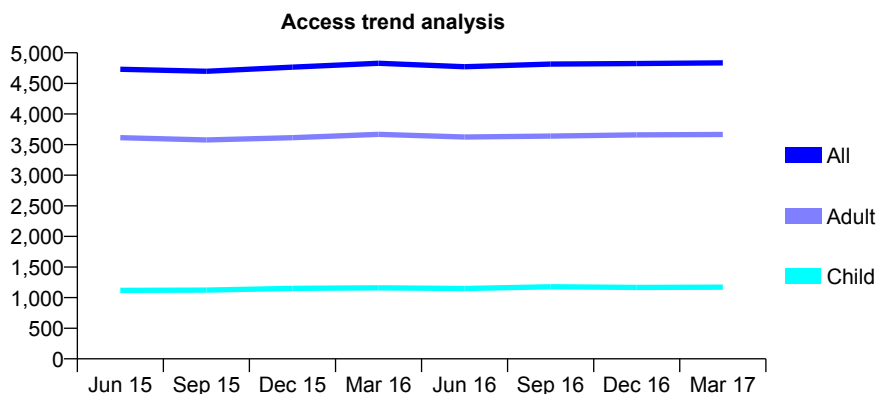
Q44 - Vital Signs At a Glance Contract Report for 299901/0001 - Year end March 2017

Name or company name	MR J SREERAM
Contract type name	GDS Contract
Purpose of contract	General
Contract start date	01/06/2012
Contract end date	

16/17 Contracted general activity (UDA)	17,225
Carry forward general activity (UDA)	295
16/17 Contracted orthodontic activity (UOA)	0
Carry forward orthodontic activity (UOA)	0
Baseline contract value	£437,736.21

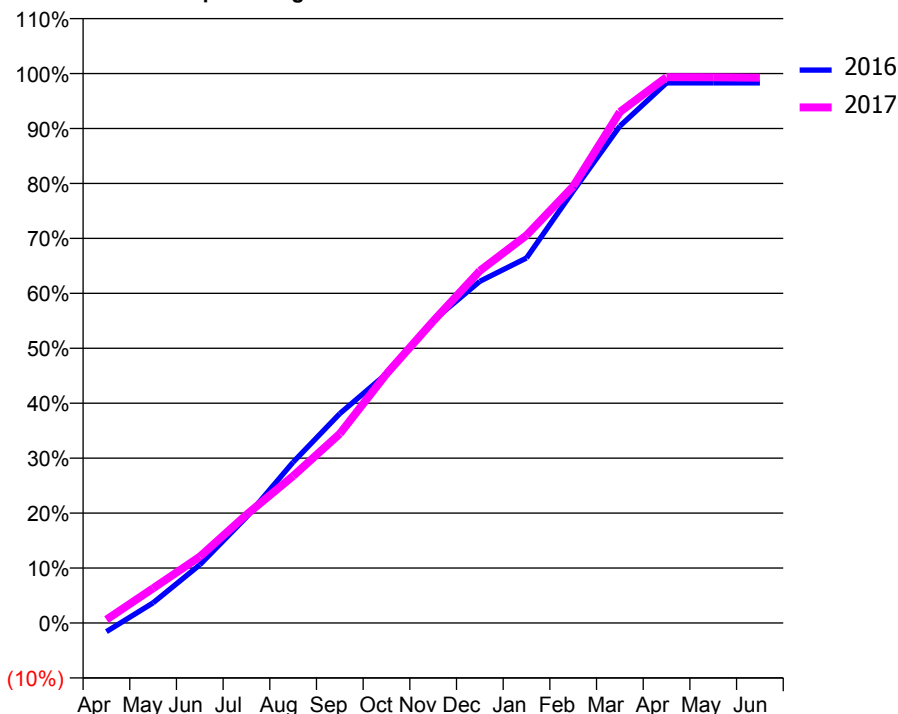
ACCESS*

Patients seen in 24 months	Total	Change since previous quarter
Quarter ending March 2016	4,829	
Quarter ending June 2016	4,773	↓
Quarter ending September 2016	4,816	→
Quarter ending December 2016	4,825	→
Quarter ending March 2017	4,835	→
Variance since March 2016	0.1%	→



ACTIVITY

Cumulative percentage of contracted UDA delivered 2016 & 2017



Month	Adjusted Scheduled Activity (UDA)	
	2016	2017
April	-272	107
May	635	1,087
June	1,823	2,080
July	3,323	3,397
August	5,044	4,610
September	6,565	5,933
October	7,816	7,809
November	9,483	9,462
December	10,712	11,043
January	11,444	12,155
February	13,541	13,686
March	15,579	16,021
April	16,932	17,109
May	16,931	17,107
June	16,930	17,093

QUALITY

	Quantity	Base Number	Contract	AT	Region	England
% of FP17s for the same patient ID Re-attending within 3 months - Children	340	2,069	16.4%	12.5%	13.3%	12.3%
% of FP17s for the same patient ID Re-attending within 3 months - Adults	814	5,614	14.5%	18.0%	17.3%	16.7%
% of FP17s for the same patient ID Re-attending between 3 & 9 months - Children	1,273	2,069	61.5%	57.1%	58.9%	57.6%
% of FP17s for the same patient ID Re-attending between 3 & 9 months - Adults	3,403	5,614	60.6%	50.6%	52.2%	50.1%
% of FP17s for Band 1 Urgent Courses	405	7,618	5.3%	9.8%	9.2%	9.1%
% of FP17s Relating to Free Repair or Replacements	103	7,618	1.4%	1.0%	1.0%	0.8%
% of FP17s Relating to Continuations	43	7,618	0.6%	1.6%	1.4%	1.2%
% of Patients satisfied with the dentistry they have received	13	15	86.7%	93.7%	93.1%	92.8%
% of Patients satisfied with the time they had to wait for an appointment	13	15	86.7%	93.0%	89.5%	88.7%

* This is based on patients treated on this contract for their most recent course of treatment. Figures in italics indicate the base number of FP17s or Patient Questionnaire responses are less than 100. N/A is shown where the base number of responses is less than 10 during the period. % is calculated as Quantity/Base number*100

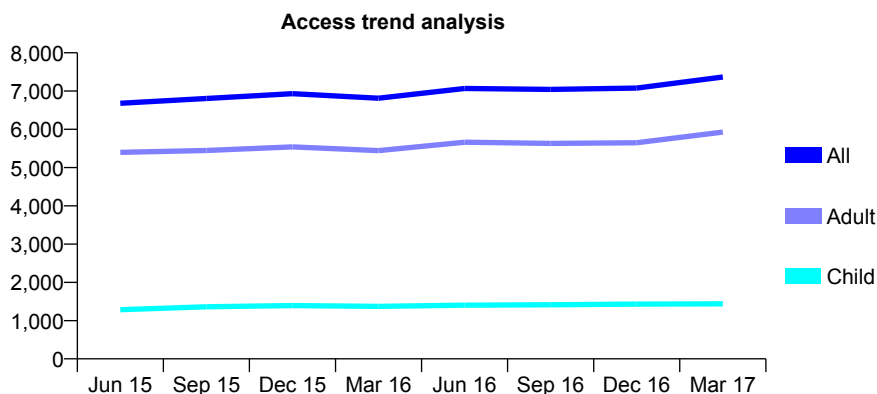
Q44 - Vital Signs At a Glance Contract Report for 308641/0001 - Year end March 2017

Name or company name	MR SJ WRIGHT
Contract type name	Pilot Contract
Purpose of contract	General
Contract start date	01/04/2006
Contract end date	

16/17 Contracted general activity (UDA)	27,138
Carry forward general activity (UDA)	0
16/17 Contracted orthodontic activity (UOA)	0
Carry forward orthodontic activity (UOA)	0
Baseline contract value	£782,535.07

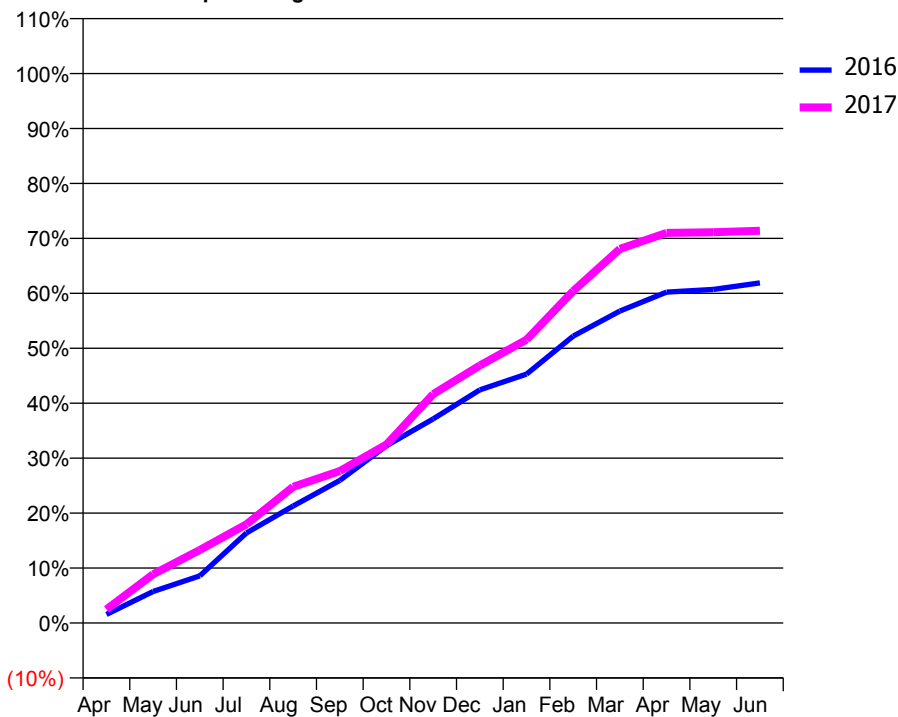
ACCESS*

Patients seen in 24 months	Total	Change since previous quarter
Quarter ending March 2016	6,814	
Quarter ending June 2016	7,067	↑
Quarter ending September 2016	7,044	→
Quarter ending December 2016	7,078	→
Quarter ending March 2017	7,368	↑
Variance since March 2016	8.1%	↑



ACTIVITY

Cumulative percentage of contracted UDA delivered 2016 & 2017



Adjusted Scheduled Activity (UDA)

Month	2016	2017
April	427	676
May	1,559	2,406
June	2,325	3,608
July	4,450	4,879
August	5,779	6,727
September	7,045	7,504
October	8,752	8,815
November	10,082	11,305
December	11,515	12,717
January	12,292	13,989
February	14,170	16,396
March	15,409	18,475
April	16,342	19,265
May	16,474	19,299
June	16,798	19,374

QUALITY

	Quantity	Base Number	Contract	AT	Region	England
% of FP17s for the same patient ID Re-attending within 3 months - Children	64	1,577	4.1%	12.5%	13.3%	12.3%
% of FP17s for the same patient ID Re-attending within 3 months - Adults	1,026	7,310	14.0%	18.0%	17.3%	16.7%
% of FP17s for the same patient ID Re-attending between 3 & 9 months - Children	535	1,577	33.9%	57.1%	58.9%	57.6%
% of FP17s for the same patient ID Re-attending between 3 & 9 months - Adults	2,555	7,310	35.0%	50.6%	52.2%	50.1%
% of FP17s for Band 1 Urgent Courses	874	8,248	10.6%	9.8%	9.2%	9.1%
% of FP17s Relating to Free Repair or Replacements	87	8,248	1.1%	1.0%	1.0%	0.8%
% of FP17s Relating to Continuations	118	8,248	1.4%	1.6%	1.4%	1.2%
% of Patients satisfied with the dentistry they have received	14	16	87.5%	93.7%	93.1%	92.8%
% of Patients satisfied with the time they had to wait for an appointment	12	16	75.0%	93.0%	89.5%	88.7%

* This is based on patients treated on this contract for their most recent course of treatment. Figures in italics indicate the base number of FP17s or Patient Questionnaire responses are less than 100. N/A is shown where the base number of responses is less than 10 during the period. % is calculated as Quantity/Base number*100

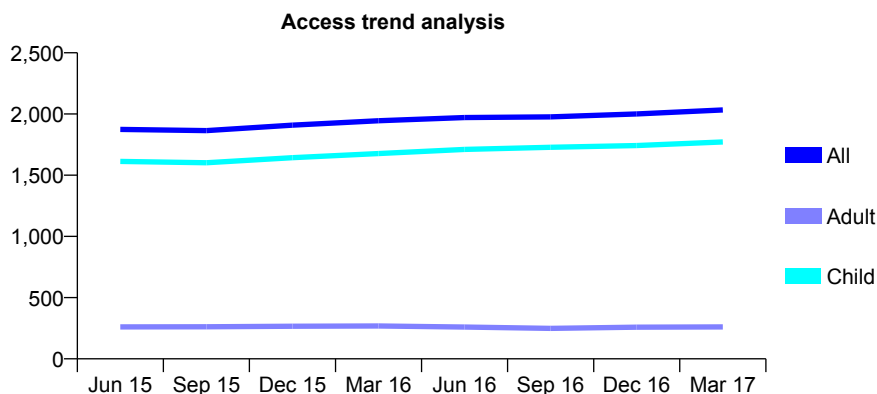
Q44 - Vital Signs At a Glance Contract Report for 318957/0001 - Year end March 2017

Name or company name	MR SD MULCAHY
Contract type name	GDS Contract
Purpose of contract	General
Contract start date	01/04/2006
Contract end date	

16/17 Contracted general activity (UDA)	4,000
Carry forward general activity (UDA)	0
16/17 Contracted orthodontic activity (UOA)	0
Carry forward orthodontic activity (UOA)	0
Baseline contract value	£103,949.12

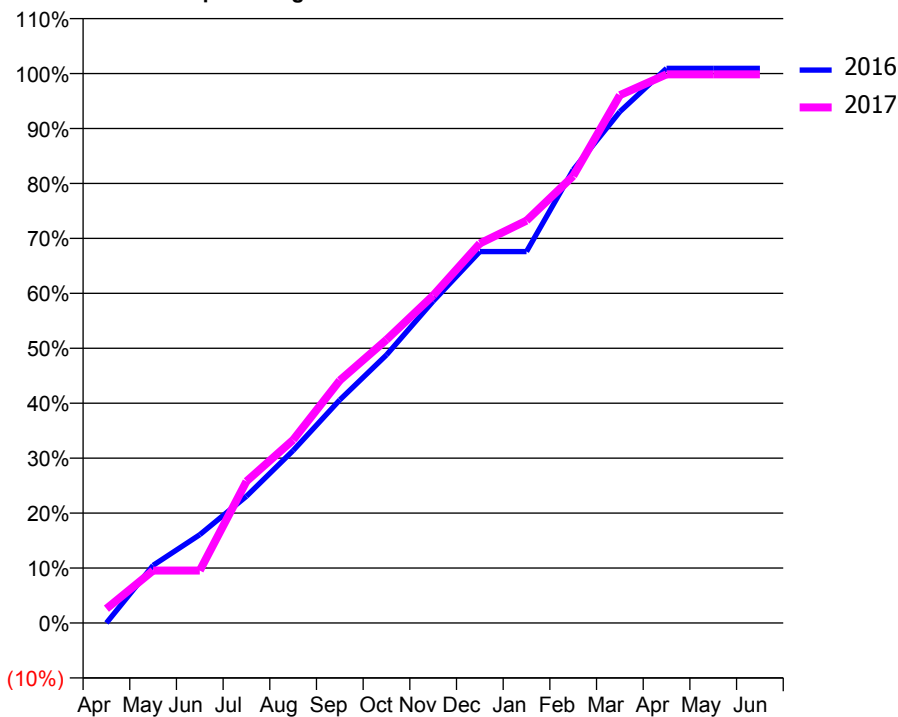
ACCESS*

Patients seen in 24 months	Total	Change since previous quarter
Quarter ending March 2016	1,945	
Quarter ending June 2016	1,971	→
Quarter ending September 2016	1,977	→
Quarter ending December 2016	2,001	→
Quarter ending March 2017	2,033	→
Variance since March 2016	4.5%	↑



ACTIVITY

Cumulative percentage of contracted UDA delivered 2016 & 2017



Month	Adjusted Scheduled Activity (UDA)	
	2016	2017
April	0	104
May	420	382
June	643	382
July	922	1,032
August	1,255	1,334
September	1,624	1,766
October	1,951	2,062
November	2,342	2,385
December	2,704	2,763
January	2,704	2,929
February	3,299	3,254
March	3,722	3,843
April	4,037	3,993
May	4,037	3,993
June	4,037	3,993

QUALITY

	Quantity	Base Number	Contract	AT	Region	England
% of FP17s for the same patient ID Re-attending within 3 months - Children	247	2,943	8.4%	12.5%	13.3%	12.3%
% of FP17s for the same patient ID Re-attending within 3 months - Adults	6	122	4.9%	18.0%	17.3%	16.7%
% of FP17s for the same patient ID Re-attending between 3 & 9 months - Children	1,688	2,943	57.4%	57.1%	58.9%	57.6%
% of FP17s for the same patient ID Re-attending between 3 & 9 months - Adults	78	122	63.9%	50.6%	52.2%	50.1%
% of FP17s for Band 1 Urgent Courses	122	2,954	4.1%	9.8%	9.2%	9.1%
% of FP17s Relating to Free Repair or Replacements	0	2,954	0.0%	1.0%	1.0%	0.8%
% of FP17s Relating to Continuations	28	2,954	0.9%	1.6%	1.4%	1.2%
% of Patients satisfied with the dentistry they have received	1	1	N/A	93.7%	93.1%	92.8%
% of Patients satisfied with the time they had to wait for an appointment	1	1	N/A	93.0%	89.5%	88.7%

* This is based on patients treated on this contract for their most recent course of treatment. Figures in italics indicate the base number of FP17s or Patient Questionnaire responses are less than 100. N/A is shown where the base number of responses is less than 10 during the period. % is calculated as Quantity/Base number*100

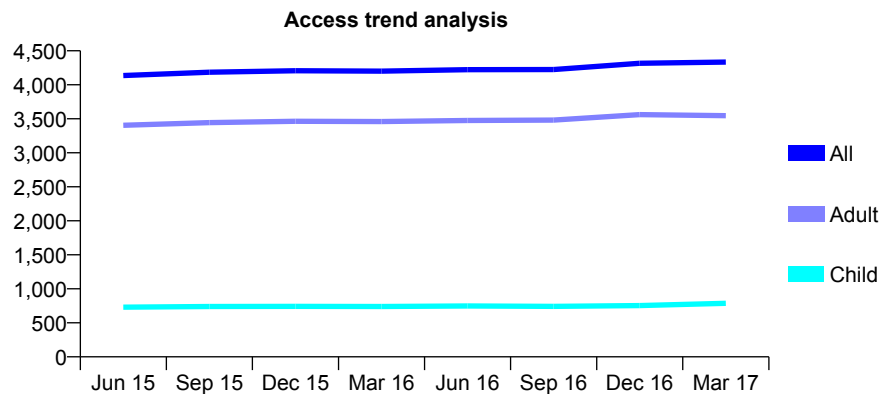
Q44 - Vital Signs At a Glance Contract Report for 321486/0001 - Year end March 2017

Name or company name	MR AD MORTON
Contract type name	GDS Contract
Purpose of contract	General
Contract start date	01/04/2006
Contract end date	

16/17 Contracted general activity (UDA)	12,706
Carry forward general activity (UDA)	0
16/17 Contracted orthodontic activity (UOA)	0
Carry forward orthodontic activity (UOA)	0
Baseline contract value	£344,848.86

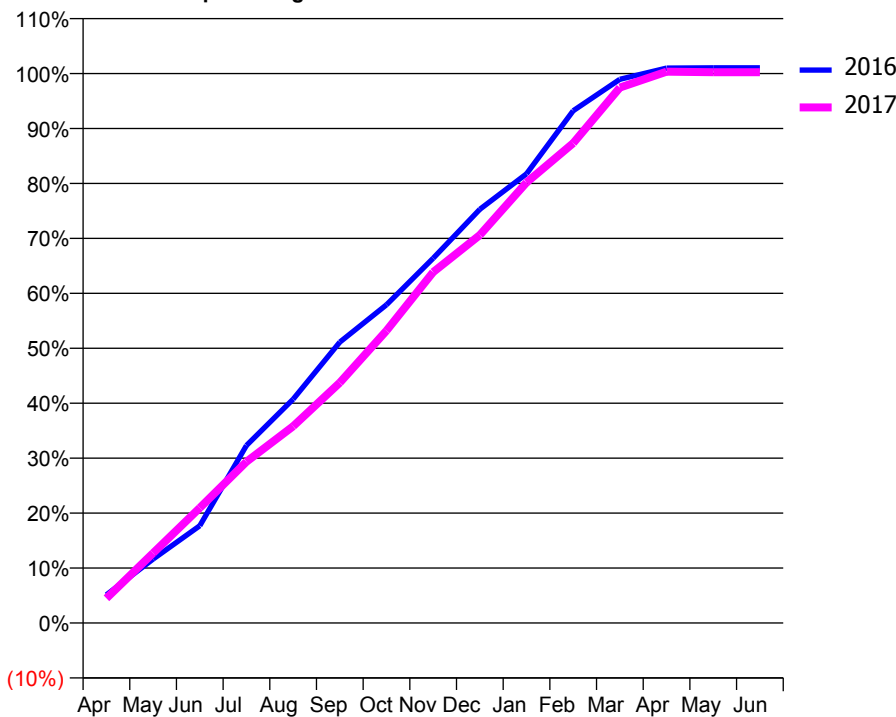
ACCESS*

Patients seen in 24 months	Total	Change since previous quarter
Quarter ending March 2016	4,201	
Quarter ending June 2016	4,223	→
Quarter ending September 2016	4,224	→
Quarter ending December 2016	4,316	↑
Quarter ending March 2017	4,334	→
Variance since March 2016	3.2%	↑



ACTIVITY

Cumulative percentage of contracted UDA delivered 2016 & 2017



Month	Adjusted Scheduled Activity (UDA)	
	2016	2017
April	653	572
May	1,478	1,616
June	2,251	2,663
July	4,107	3,729
August	5,175	4,549
September	6,497	5,559
October	7,359	6,759
November	8,435	8,114
December	9,565	8,971
January	10,387	10,185
February	11,844	11,094
March	12,573	12,380
April	12,832	12,749
May	12,837	12,736
June	12,836	12,736

QUALITY

	Quantity	Base Number	Contract	AT	Region	England
% of FP17s for the same patient ID Re-attending within 3 months - Children	71	1,247	5.7%	12.5%	13.3%	12.3%
% of FP17s for the same patient ID Re-attending within 3 months - Adults	581	4,993	11.6%	18.0%	17.3%	16.7%
% of FP17s for the same patient ID Re-attending between 3 & 9 months - Children	789	1,247	63.3%	57.1%	58.9%	57.6%
% of FP17s for the same patient ID Re-attending between 3 & 9 months - Adults	2,623	4,993	52.5%	50.6%	52.2%	50.1%
% of FP17s for Band 1 Urgent Courses	419	6,287	6.7%	9.8%	9.2%	9.1%
% of FP17s Relating to Free Repair or Replacements	151	6,287	2.4%	1.0%	1.0%	0.8%
% of FP17s Relating to Continuations	57	6,287	0.9%	1.6%	1.4%	1.2%
% of Patients satisfied with the dentistry they have received	14	15	93.3%	93.7%	93.1%	92.8%
% of Patients satisfied with the time they had to wait for an appointment	14	15	93.3%	93.0%	89.5%	88.7%

* This is based on patients treated on this contract for their most recent course of treatment. Figures in italics indicate the base number of FP17s or Patient Questionnaire responses are less than 100. N/A is shown where the base number of responses is less than 10 during the period. % is calculated as Quantity/Base number*100

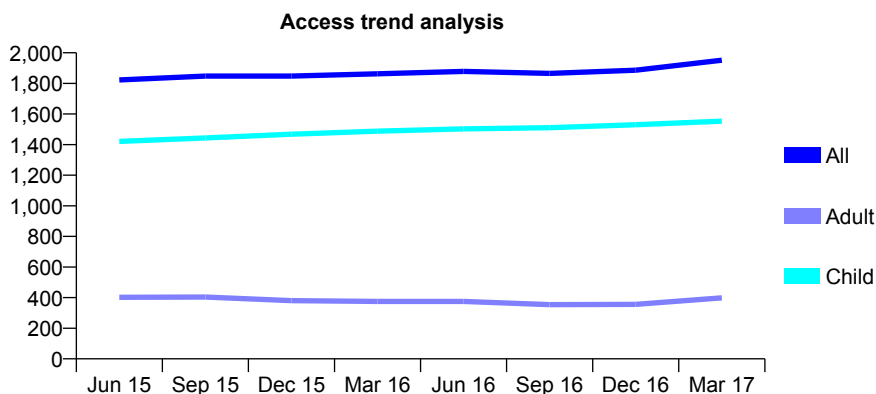
Q44 - Vital Signs At a Glance Contract Report for 327123/0002 - Year end March 2017

Name or company name	MRS JM COOPER
Contract type name	GDS Contract
Purpose of contract	General
Contract start date	01/04/2007
Contract end date	

16/17 Contracted general activity (UDA)	4,180
Carry forward general activity (UDA)	23
16/17 Contracted orthodontic activity (UOA)	0
Carry forward orthodontic activity (UOA)	0
Baseline contract value	£92,737.18

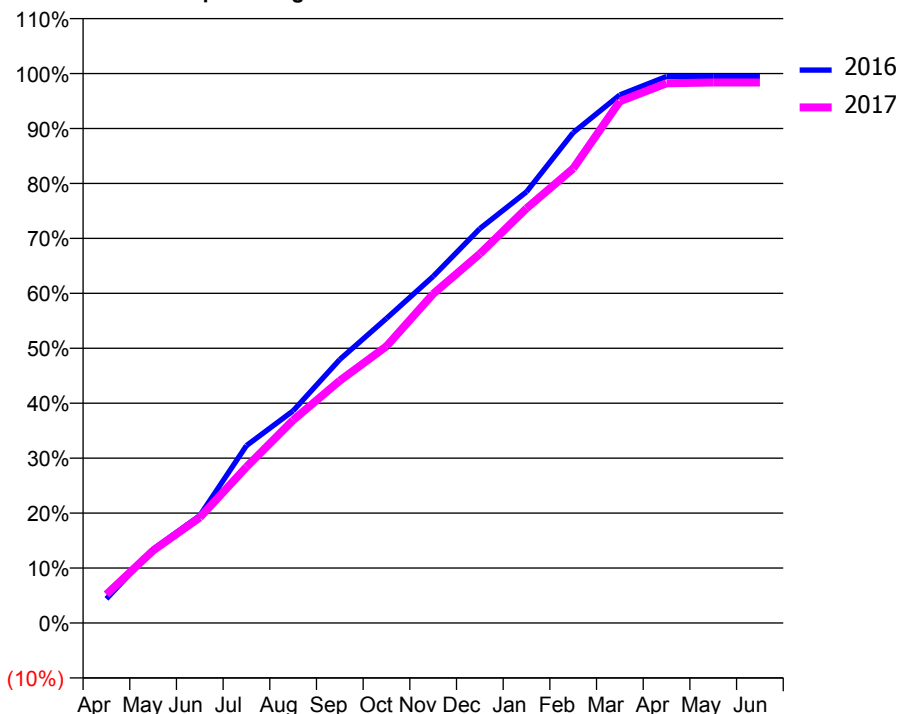
ACCESS*

Patients seen in 24 months	Total	Change since previous quarter
Quarter ending March 2016	1,863	
Quarter ending June 2016	1,878	→
Quarter ending September 2016	1,865	→
Quarter ending December 2016	1,886	→
Quarter ending March 2017	1,952	↑
Variance since March 2016	4.8%	↑



ACTIVITY

Cumulative percentage of contracted UDA delivered 2016 & 2017



Month	Adjusted Scheduled Activity (UDA)	
	2016	2017
April	184	218
May	562	551
June	817	803
July	1,350	1,187
August	1,615	1,544
September	2,005	1,844
October	2,318	2,105
November	2,637	2,504
December	3,000	2,808
January	3,280	3,154
February	3,731	3,458
March	4,017	3,968
April	4,157	4,105
May	4,157	4,111
June	4,157	4,112

QUALITY

	Quantity	Base Number	Contract	AT	Region	England
% of FP17s for the same patient ID Re-attending within 3 months - Children	285	2,833	10.1%	12.5%	13.3%	12.3%
% of FP17s for the same patient ID Re-attending within 3 months - Adults	45	381	11.8%	18.0%	17.3%	16.7%
% of FP17s for the same patient ID Re-attending between 3 & 9 months - Children	2,019	2,833	71.3%	57.1%	58.9%	57.6%
% of FP17s for the same patient ID Re-attending between 3 & 9 months - Adults	192	381	50.4%	50.6%	52.2%	50.1%
% of FP17s for Band 1 Urgent Courses	106	3,235	3.3%	9.8%	9.2%	9.1%
% of FP17s Relating to Free Repair or Replacements	0	3,235	0.0%	1.0%	1.0%	0.8%
% of FP17s Relating to Continuations	0	3,235	0.0%	1.6%	1.4%	1.2%
% of Patients satisfied with the dentistry they have received	2	2	N/A	93.7%	93.1%	92.8%
% of Patients satisfied with the time they had to wait for an appointment	2	2	N/A	93.0%	89.5%	88.7%

* This is based on patients treated on this contract for their most recent course of treatment. Figures in italics indicate the base number of FP17s or Patient Questionnaire responses are less than 100. N/A is shown where the base number of responses is less than 10 during the period. % is calculated as Quantity/Base number*100

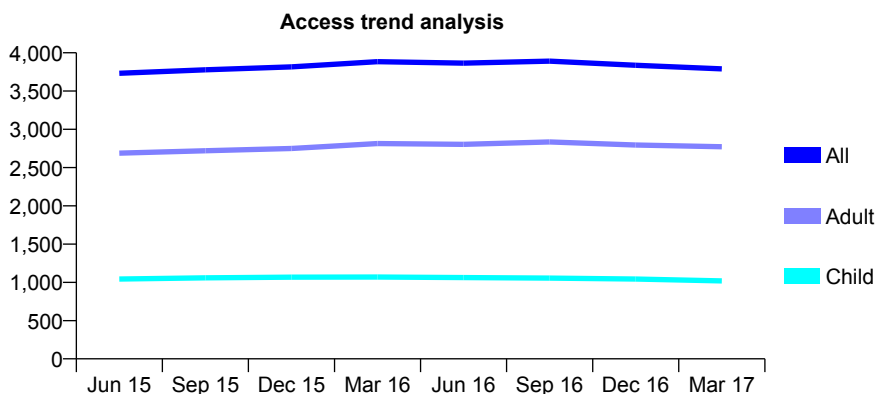
Q44 - Vital Signs At a Glance Contract Report for 329150/0002 - Year end March 2017

Name or company name	MR DJ GIDMAN
Contract type name	GDS Contract
Purpose of contract	General
Contract start date	01/04/2006
Contract end date	

16/17 Contracted general activity (UDA)	9,301
Carry forward general activity (UDA)	22
16/17 Contracted orthodontic activity (UOA)	0
Carry forward orthodontic activity (UOA)	0
Baseline contract value	£278,662.49

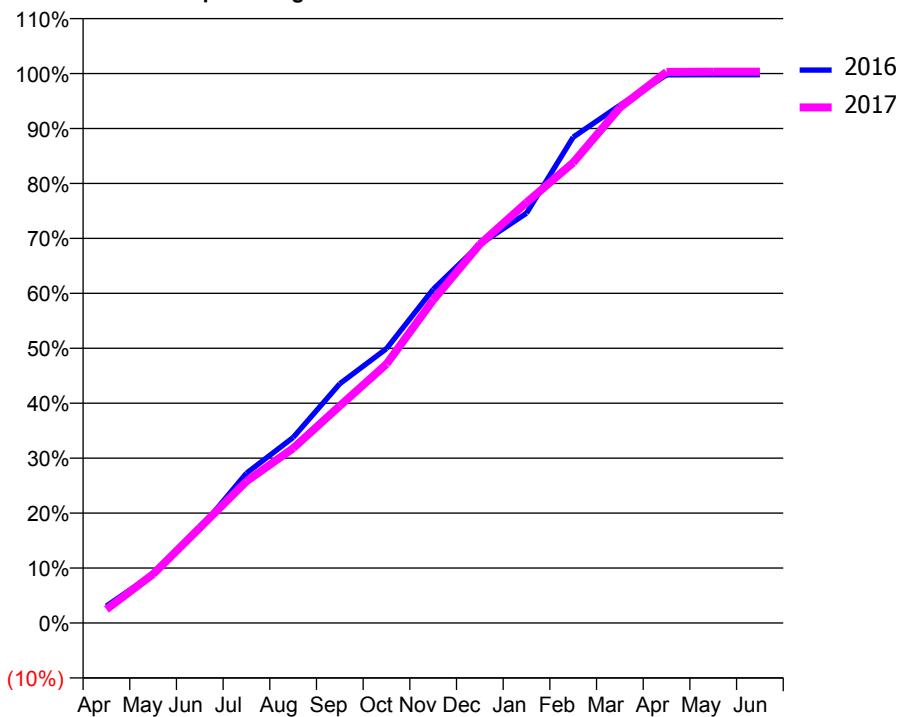
ACCESS*

Patients seen in 24 months	Total	Change since previous quarter
Quarter ending March 2016	3,884	
Quarter ending June 2016	3,865	→
Quarter ending September 2016	3,891	→
Quarter ending December 2016	3,837	↓
Quarter ending March 2017	3,790	↓
Variance since March 2016	(2.4%)	↓



ACTIVITY

Cumulative percentage of contracted UDA delivered 2016 & 2017



Adjusted Scheduled Activity (UDA)

Month	2016	2017
April	289	232
May	829	828
June	1,589	1,613
July	2,537	2,398
August	3,140	2,957
September	4,050	3,675
October	4,643	4,383
November	5,648	5,466
December	6,409	6,412
January	6,938	7,117
February	8,223	7,793
March	8,763	8,726
April	9,278	9,328
May	9,280	9,333
June	9,280	9,333

QUALITY

	Quantity	Base Number	Contract	AT	Region	England
% of FP17s for the same patient ID Re-attending within 3 months - Children	127	1,417	9.0%	12.5%	13.3%	12.3%
% of FP17s for the same patient ID Re-attending within 3 months - Adults	495	3,423	14.5%	18.0%	17.3%	16.7%
% of FP17s for the same patient ID Re-attending between 3 & 9 months - Children	696	1,417	49.1%	57.1%	58.9%	57.6%
% of FP17s for the same patient ID Re-attending between 3 & 9 months - Adults	1,608	3,423	47.0%	50.6%	52.2%	50.1%
% of FP17s for Band 1 Urgent Courses	295	4,873	6.1%	9.8%	9.2%	9.1%
% of FP17s Relating to Free Repair or Replacements	44	4,873	0.9%	1.0%	1.0%	0.8%
% of FP17s Relating to Continuations	108	4,873	2.2%	1.6%	1.4%	1.2%
% of Patients satisfied with the dentistry they have received	5	5	N/A	93.7%	93.1%	92.8%
% of Patients satisfied with the time they had to wait for an appointment	5	5	N/A	93.0%	89.5%	88.7%

* This is based on patients treated on this contract for their most recent course of treatment. Figures in italics indicate the base number of FP17s or Patient Questionnaire responses are less than 100. N/A is shown where the base number of responses is less than 10 during the period. % is calculated as Quantity/Base number*100

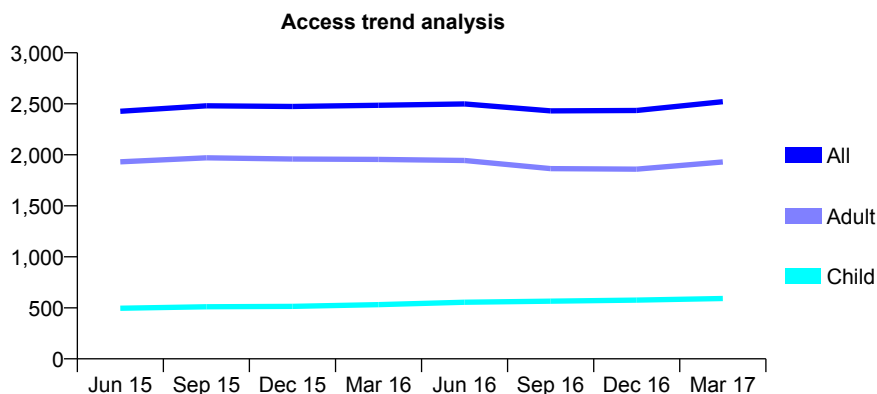
Q44 - Vital Signs At a Glance Contract Report for 340375/0001 - Year end March 2017

Name or company name	MRS C SHARP
Contract type name	GDS Contract
Purpose of contract	General
Contract start date	20/10/2010
Contract end date	

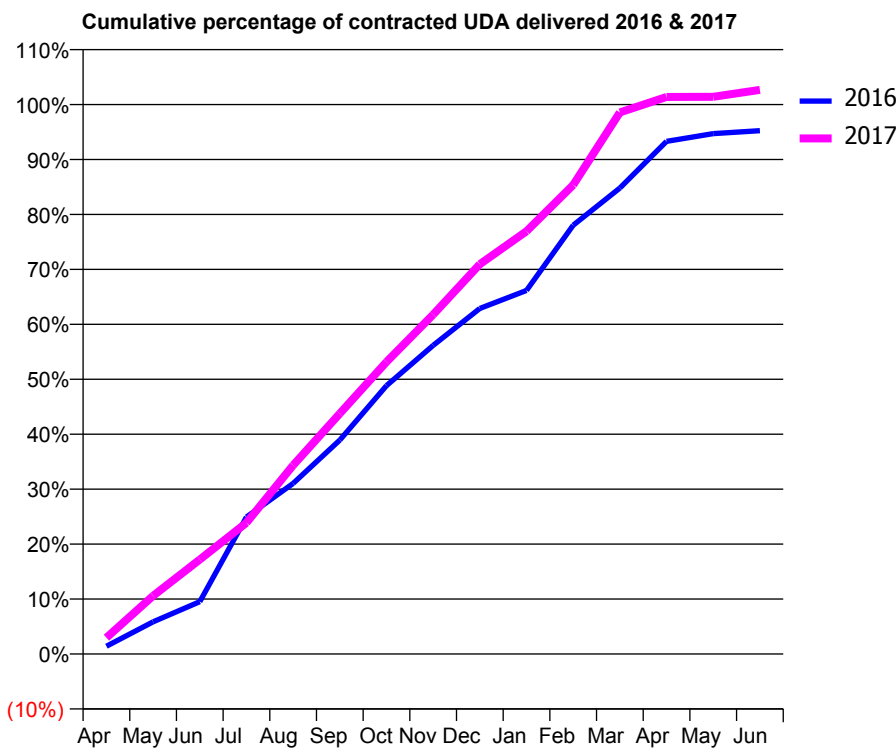
16/17 Contracted general activity (UDA)	7,085
Carry forward general activity (UDA)	0
16/17 Contracted orthodontic activity (UOA)	0
Carry forward orthodontic activity (UOA)	0
Baseline contract value	£191,734.60

ACCESS*

Patients seen in 24 months	Total	Change since previous quarter
Quarter ending March 2016	2,486	
Quarter ending June 2016	2,499	→
Quarter ending September 2016	2,431	↓
Quarter ending December 2016	2,435	→
Quarter ending March 2017	2,521	↑
Variance since March 2016	1.4%	→



ACTIVITY



Month	Adjusted Scheduled Activity (UDA)	
	2016	2017
April	101	211
May	414	750
June	674	1,218
July	1,766	1,692
August	2,201	2,433
September	2,759	3,101
October	3,460	3,766
November	3,979	4,376
December	4,455	5,026
January	4,688	5,451
February	5,529	6,048
March	6,007	6,983
April	6,609	7,182
May	6,710	7,183
June	6,747	7,274

QUALITY

	Quantity	Base Number	Contract	AT	Region	England
% of FP17s for the same patient ID Re-attending within 3 months - Children	73	844	8.6%	12.5%	13.3%	12.3%
% of FP17s for the same patient ID Re-attending within 3 months - Adults	414	2,423	17.1%	18.0%	17.3%	16.7%
% of FP17s for the same patient ID Re-attending between 3 & 9 months - Children	381	844	45.1%	57.1%	58.9%	57.6%
% of FP17s for the same patient ID Re-attending between 3 & 9 months - Adults	852	2,423	35.2%	50.6%	52.2%	50.1%
% of FP17s for Band 1 Urgent Courses	366	3,129	11.7%	9.8%	9.2%	9.1%
% of FP17s Relating to Free Repair or Replacements	29	3,129	0.9%	1.0%	1.0%	0.8%
% of FP17s Relating to Continuations	68	3,129	2.2%	1.6%	1.4%	1.2%
% of Patients satisfied with the dentistry they have received	3	3	N/A	93.7%	93.1%	92.8%
% of Patients satisfied with the time they had to wait for an appointment	3	3	N/A	93.0%	89.5%	88.7%

* This is based on patients treated on this contract for their most recent course of treatment. Figures in italics indicate the base number of FP17s or Patient Questionnaire responses are less than 100. N/A is shown where the base number of responses is less than 10 during the period. % is calculated as Quantity/Base number*100

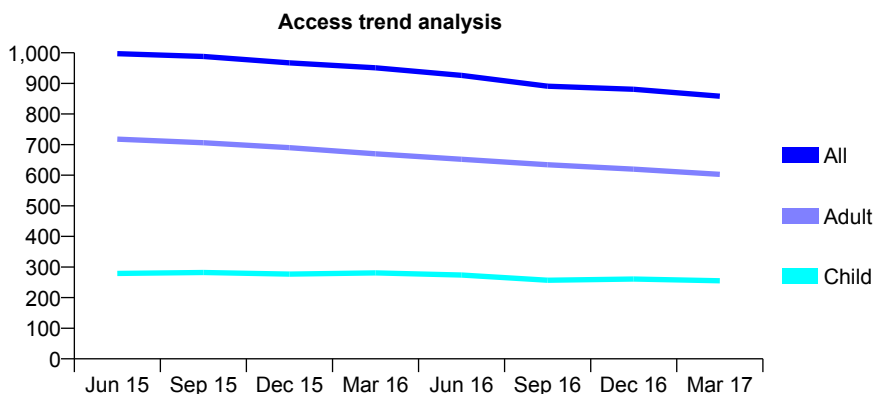
Q44 - Vital Signs At a Glance Contract Report for 340642/0001 - Year end March 2017

Name or company name	MR M BADELI
Contract type name	PDS Contract
Purpose of contract	General
Contract start date	01/04/2006
Contract end date	31/03/2020

16/17 Contracted general activity (UDA)	4,500
Carry forward general activity (UDA)	0
16/17 Contracted orthodontic activity (UOA)	0
Carry forward orthodontic activity (UOA)	0
Baseline contract value	£106,883.57

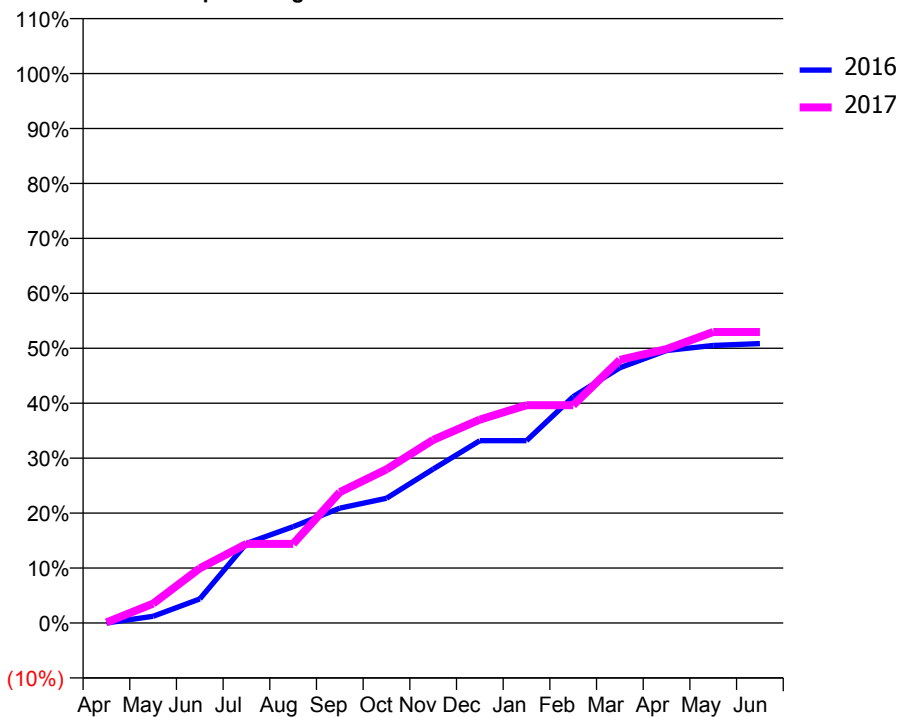
ACCESS*

Patients seen in 24 months	Total	Change since previous quarter
Quarter ending March 2016	951	
Quarter ending June 2016	926	↓
Quarter ending September 2016	891	↓
Quarter ending December 2016	881	↓
Quarter ending March 2017	858	↓
Variance since March 2016	(9.8%)	↓



ACTIVITY

Cumulative percentage of contracted UDA delivered 2016 & 2017



Adjusted Scheduled Activity (UDA)

Month	2016	2017
April	0	5
May	74	159
June	267	448
July	882	648
August	1,069	648
September	1,275	1,072
October	1,385	1,259
November	1,709	1,499
December	2,024	1,666
January	2,024	1,784
February	2,513	1,784
March	2,834	2,155
April	3,025	2,244
May	3,081	2,383
June	3,102	2,383

QUALITY

	Quantity	Base Number	Contract	AT	Region	England
% of FP17s for the same patient ID Re-attending within 3 months - Children	17	283	6.0%	12.5%	13.3%	12.3%
% of FP17s for the same patient ID Re-attending within 3 months - Adults	106	659	16.1%	18.0%	17.3%	16.7%
% of FP17s for the same patient ID Re-attending between 3 & 9 months - Children	124	283	43.8%	57.1%	58.9%	57.6%
% of FP17s for the same patient ID Re-attending between 3 & 9 months - Adults	249	659	37.8%	50.6%	52.2%	50.1%
% of FP17s for Band 1 Urgent Courses	126	950	13.3%	9.8%	9.2%	9.1%
% of FP17s Relating to Free Repair or Replacements	5	950	0.5%	1.0%	1.0%	0.8%
% of FP17s Relating to Continuations	2	950	0.2%	1.6%	1.4%	1.2%
% of Patients satisfied with the dentistry they have received	3	3	N/A	93.7%	93.1%	92.8%
% of Patients satisfied with the time they had to wait for an appointment	3	3	N/A	93.0%	89.5%	88.7%

* This is based on patients treated on this contract for their most recent course of treatment. Figures in italics indicate the base number of FP17s or Patient Questionnaire responses are less than 100. N/A is shown where the base number of responses is less than 10 during the period. % is calculated as Quantity/Base number*100

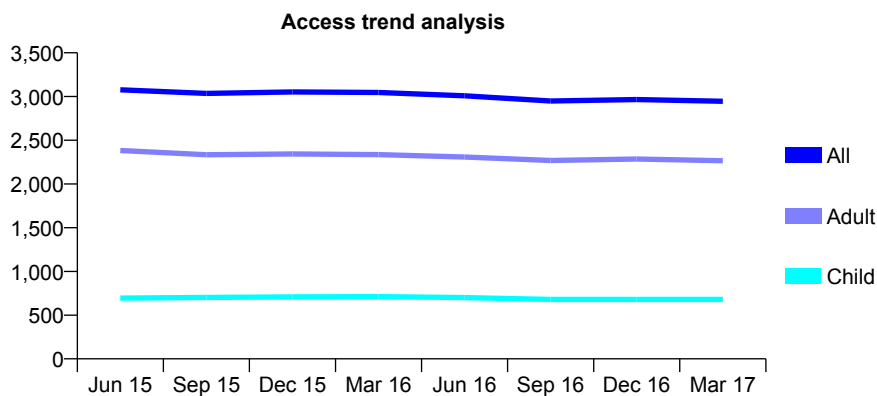
Q44 - Vital Signs At a Glance Contract Report for 398756/0001 - Year end March 2017

Name or company name	MR JE FOLEY
Contract type name	GDS Contract
Purpose of contract	General
Contract start date	01/04/2011
Contract end date	

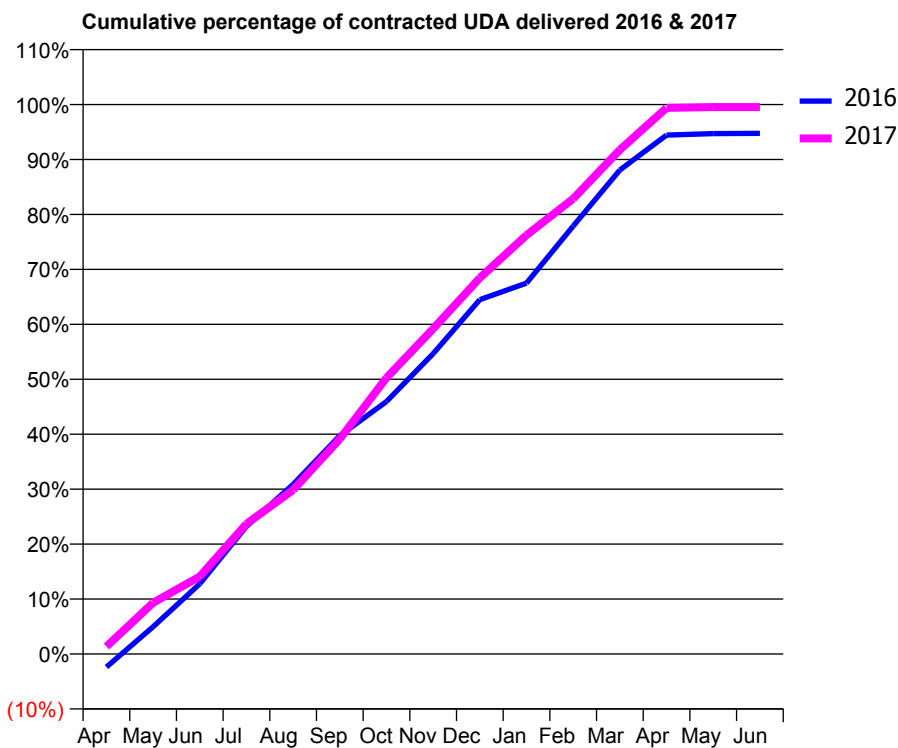
16/17 Contracted general activity (UDA)	9,318
Carry forward general activity (UDA)	0
16/17 Contracted orthodontic activity (UOA)	0
Carry forward orthodontic activity (UOA)	0
Baseline contract value	£229,896.95

ACCESS*

Patients seen in 24 months	Total	Change since previous quarter
Quarter ending March 2016	3,046	
Quarter ending June 2016	3,008	↓
Quarter ending September 2016	2,948	↓
Quarter ending December 2016	2,966	→
Quarter ending March 2017	2,945	→
Variance since March 2016	(3.3%)	↓



ACTIVITY



Month	Adjusted Scheduled Activity (UDA)	
	2016	2017
April	-222	127
May	462	869
June	1,190	1,314
July	2,164	2,207
August	2,877	2,783
September	3,703	3,645
October	4,282	4,683
November	5,094	5,517
December	6,010	6,377
January	6,289	7,104
February	7,258	7,720
March	8,206	8,550
April	8,800	9,260
May	8,825	9,275
June	8,828	9,274

QUALITY

	Quantity	Base Number	Contract	AT	Region	England
% of FP17s for the same patient ID Re-attending within 3 months - Children	134	1,091	12.3%	12.5%	13.3%	12.3%
% of FP17s for the same patient ID Re-attending within 3 months - Adults	594	3,660	16.2%	18.0%	17.3%	16.7%
% of FP17s for the same patient ID Re-attending between 3 & 9 months - Children	689	1,091	63.2%	57.1%	58.9%	57.6%
% of FP17s for the same patient ID Re-attending between 3 & 9 months - Adults	2,368	3,660	64.7%	50.6%	52.2%	50.1%
% of FP17s for Band 1 Urgent Courses	201	4,800	4.2%	9.8%	9.2%	9.1%
% of FP17s Relating to Free Repair or Replacements	53	4,800	1.1%	1.0%	1.0%	0.8%
% of FP17s Relating to Continuations	80	4,800	1.7%	1.6%	1.4%	1.2%
% of Patients satisfied with the dentistry they have received	14	14	100.0%	93.7%	93.1%	92.8%
% of Patients satisfied with the time they had to wait for an appointment	13	14	92.9%	93.0%	89.5%	88.7%

* This is based on patients treated on this contract for their most recent course of treatment. Figures in italics indicate the base number of FP17s or Patient Questionnaire responses are less than 100. N/A is shown where the base number of responses is less than 10 during the period. % is calculated as Quantity/Base number*100

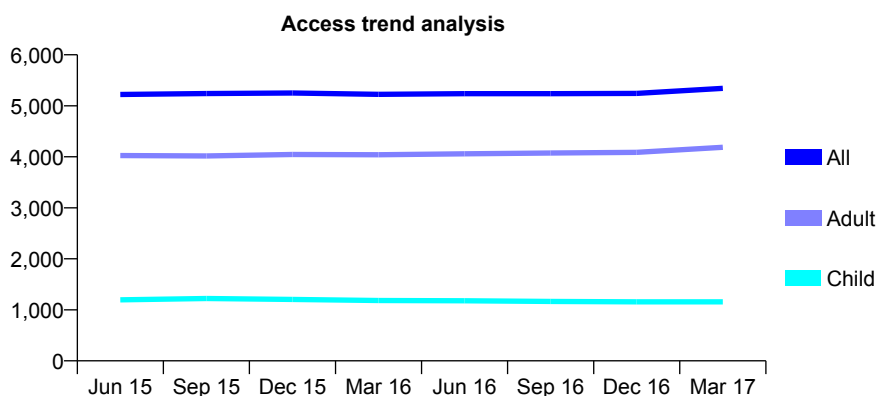
Q44 - Vital Signs At a Glance Contract Report for 566632/0001 - Year end March 2017

Name or company name	Guilden Sutton Dental Practice
Contract type name	GDS Contract
Purpose of contract	General
Contract start date	01/04/2006
Contract end date	

16/17 Contracted general activity (UDA)	15,500
Carry forward general activity (UDA)	0
16/17 Contracted orthodontic activity (UOA)	0
Carry forward orthodontic activity (UOA)	0
Baseline contract value	£386,429.23

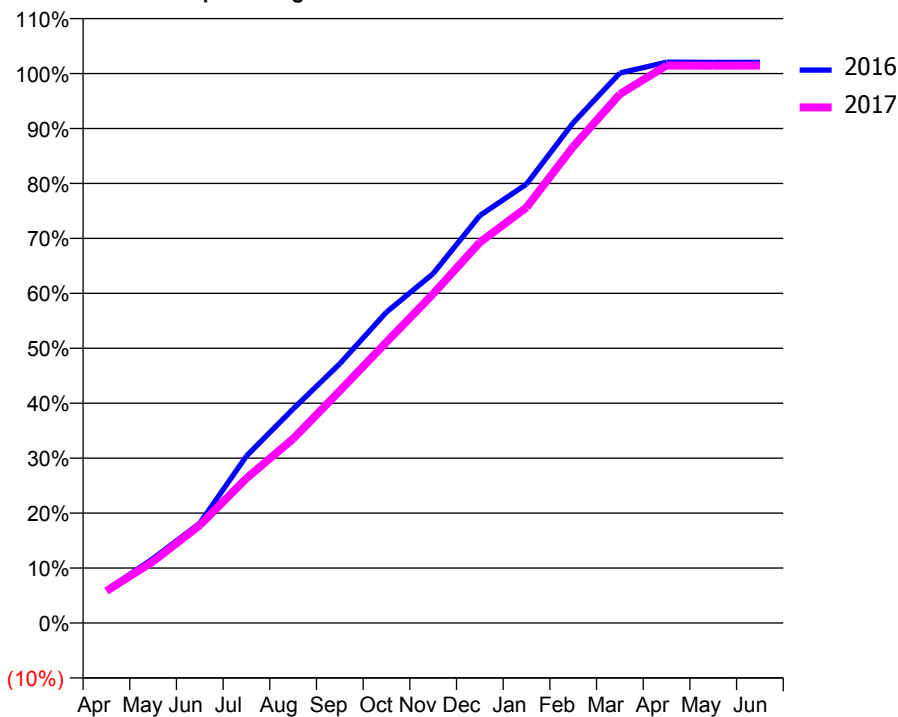
ACCESS*

Patients seen in 24 months	Total	Change since previous quarter
Quarter ending March 2016	5,224	
Quarter ending June 2016	5,238	→
Quarter ending September 2016	5,239	→
Quarter ending December 2016	5,244	→
Quarter ending March 2017	5,342	→
Variance since March 2016	2.3%	↑



ACTIVITY

Cumulative percentage of contracted UDA delivered 2016 & 2017



Adjusted Scheduled Activity (UDA)

Month	2016	2017
April	926	904
May	1,819	1,735
June	2,814	2,761
July	4,710	4,082
August	6,040	5,196
September	7,316	6,551
October	8,771	7,922
November	9,856	9,284
December	11,494	10,736
January	12,382	11,724
February	14,112	13,438
March	15,515	14,919
April	15,819	15,726
May	15,816	15,721
June	15,816	15,724

QUALITY

	Quantity	Base Number	Contract	AT	Region	England
% of FP17s for the same patient ID Re-attending within 3 months - Children	162	1,860	8.7%	12.5%	13.3%	12.3%
% of FP17s for the same patient ID Re-attending within 3 months - Adults	1,302	6,416	20.3%	18.0%	17.3%	16.7%
% of FP17s for the same patient ID Re-attending between 3 & 9 months - Children	1,150	1,860	61.8%	57.1%	58.9%	57.6%
% of FP17s for the same patient ID Re-attending between 3 & 9 months - Adults	3,339	6,416	52.0%	50.6%	52.2%	50.1%
% of FP17s for Band 1 Urgent Courses	948	8,513	11.1%	9.8%	9.2%	9.1%
% of FP17s Relating to Free Repair or Replacements	161	8,513	1.9%	1.0%	1.0%	0.8%
% of FP17s Relating to Continuations	101	8,513	1.2%	1.6%	1.4%	1.2%
% of Patients satisfied with the dentistry they have received	15	15	100.0%	93.7%	93.1%	92.8%
% of Patients satisfied with the time they had to wait for an appointment	14	15	93.3%	93.0%	89.5%	88.7%

* This is based on patients treated on this contract for their most recent course of treatment. Figures in italics indicate the base number of FP17s or Patient Questionnaire responses are less than 100. N/A is shown where the base number of responses is less than 10 during the period. % is calculated as Quantity/Base number*100

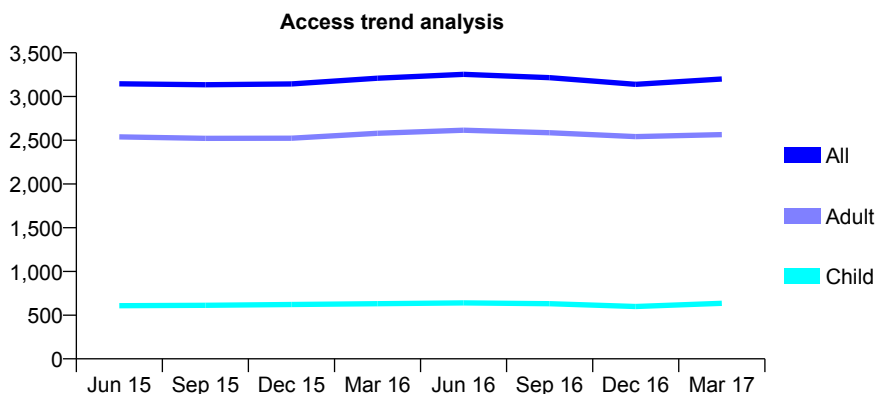
Q44 - Vital Signs At a Glance Contract Report for 569208/0001 - Year end March 2017

Name or company name	Heathfield Dental Practice
Contract type name	GDS Contract
Purpose of contract	General
Contract start date	01/04/2006
Contract end date	

16/17 Contracted general activity (UDA)	8,738
Carry forward general activity (UDA)	17
16/17 Contracted orthodontic activity (UOA)	0
Carry forward orthodontic activity (UOA)	0
Baseline contract value	£236,953.09

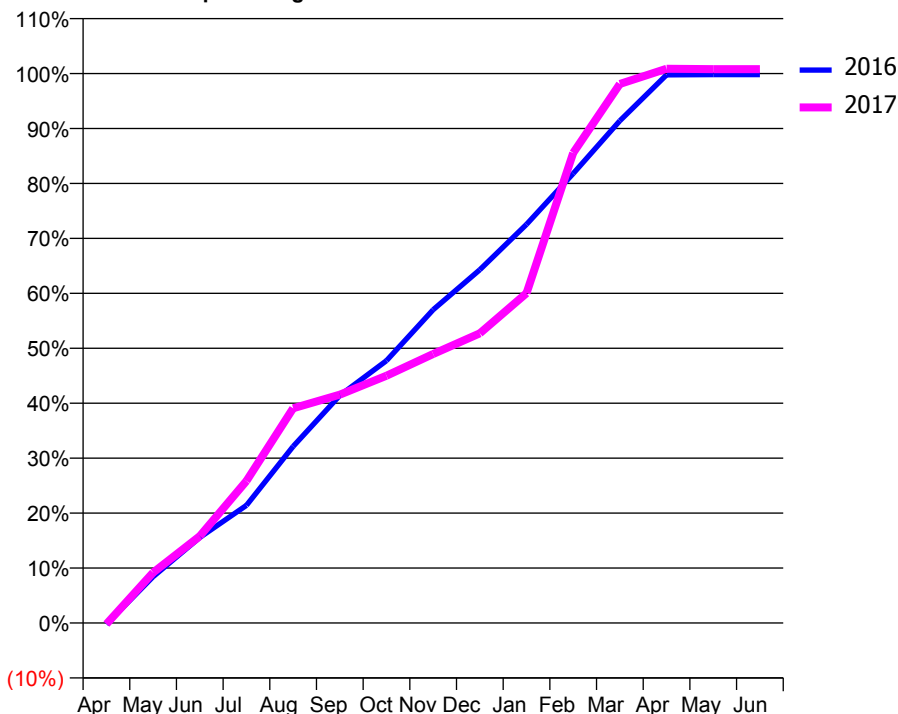
ACCESS*

Patients seen in 24 months	Total	Change since previous quarter
Quarter ending March 2016	3,210	
Quarter ending June 2016	3,254	→
Quarter ending September 2016	3,216	↓
Quarter ending December 2016	3,139	↓
Quarter ending March 2017	3,200	→
Variance since March 2016	(0.3%)	→



ACTIVITY

Cumulative percentage of contracted UDA delivered 2016 & 2017



QUALITY

	Quantity	Base Number	Contract	AT	Region	England
% of FP17s for the same patient ID Re-attending within 3 months - Children	49	1,017	4.8%	12.5%	13.3%	12.3%
% of FP17s for the same patient ID Re-attending within 3 months - Adults	730	4,210	17.3%	18.0%	17.3%	16.7%
% of FP17s for the same patient ID Re-attending between 3 & 9 months - Children	666	1,017	65.5%	57.1%	58.9%	57.6%
% of FP17s for the same patient ID Re-attending between 3 & 9 months - Adults	2,374	4,210	56.4%	50.6%	52.2%	50.1%
% of FP17s for Band 1 Urgent Courses	543	4,961	10.9%	9.8%	9.2%	9.1%
% of FP17s Relating to Free Repair or Replacements	76	4,961	1.5%	1.0%	1.0%	0.8%
% of FP17s Relating to Continuations	49	4,961	1.0%	1.6%	1.4%	1.2%
% of Patients satisfied with the dentistry they have received	9	11	81.8%	93.7%	93.1%	92.8%
% of Patients satisfied with the time they had to wait for an appointment	11	11	100.0%	93.0%	89.5%	88.7%

* This is based on patients treated on this contract for their most recent course of treatment. Figures in italics indicate the base number of FP17s or Patient Questionnaire responses are less than 100. N/A is shown where the base number of responses is less than 10 during the period. % is calculated as Quantity/Base number*100

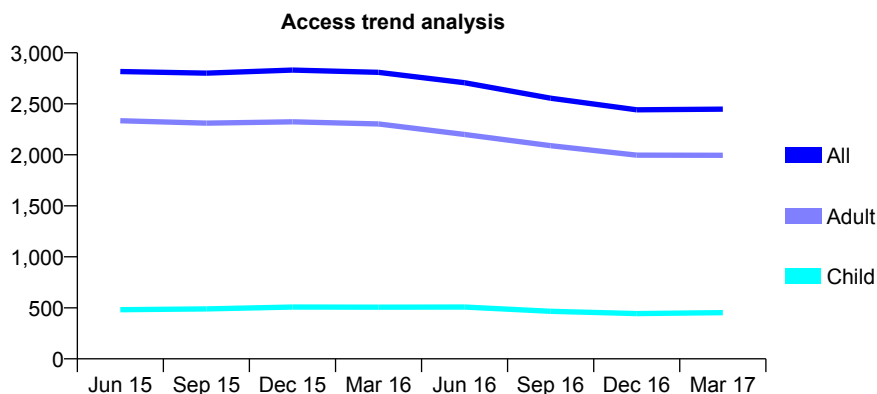
Q44 - Vital Signs At a Glance Contract Report for 614378/0001 - Year end March 2017

Name or company name	MR S JASIM MOHAMAD
Contract type name	GDS Contract
Purpose of contract	General
Contract start date	01/09/2009
Contract end date	

16/17 Contracted general activity (UDA)	13,658
Carry forward general activity (UDA)	0
16/17 Contracted orthodontic activity (UOA)	0
Carry forward orthodontic activity (UOA)	0
Baseline contract value	£355,597.75

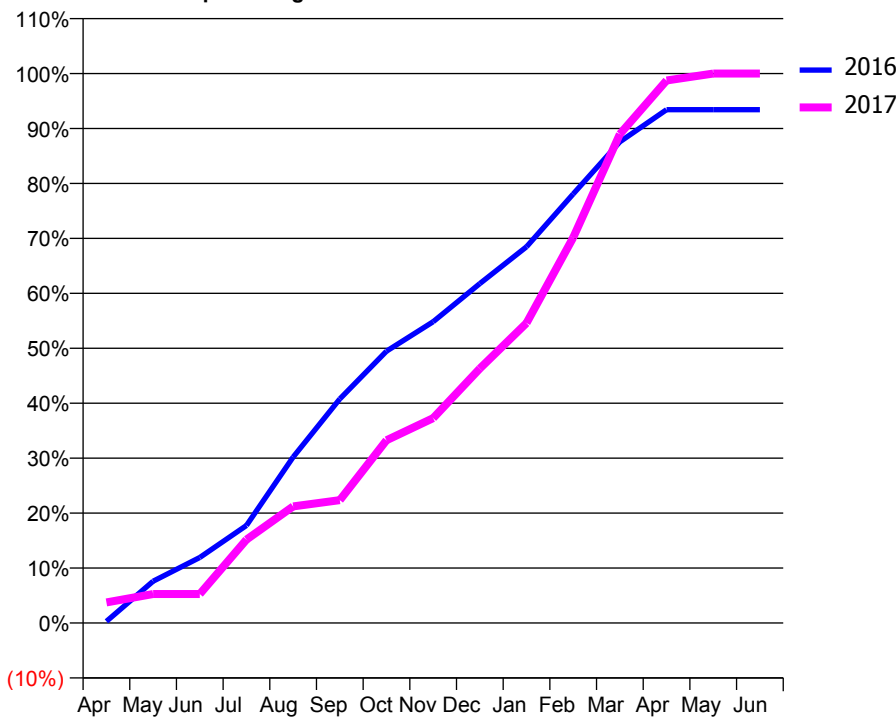
ACCESS*

Patients seen in 24 months	Total	Change since previous quarter
Quarter ending March 2016	2,809	
Quarter ending June 2016	2,707	↓
Quarter ending September 2016	2,555	↓
Quarter ending December 2016	2,441	↓
Quarter ending March 2017	2,448	→
Variance since March 2016	(12.9%)	↓



ACTIVITY

Cumulative percentage of contracted UDA delivered 2016 & 2017



Adjusted Scheduled Activity (UDA)

Month	2016	2017
April	40	514
May	1,038	722
June	1,629	722
July	2,425	2,073
August	4,126	2,898
September	5,568	3,053
October	6,755	4,543
November	7,488	5,094
December	8,435	6,324
January	9,351	7,454
February	10,665	9,581
March	11,961	12,153
April	12,757	13,485
May	12,758	13,658
June	12,758	13,658

QUALITY

	Quantity	Base Number	Contract	AT	Region	England
% of FP17s for the same patient ID Re-attending within 3 months - Children	72	770	9.4%	12.5%	13.3%	12.3%
% of FP17s for the same patient ID Re-attending within 3 months - Adults	390	2,844	13.7%	18.0%	17.3%	16.7%
% of FP17s for the same patient ID Re-attending between 3 & 9 months - Children	420	770	54.5%	57.1%	58.9%	57.6%
% of FP17s for the same patient ID Re-attending between 3 & 9 months - Adults	1,631	2,844	57.3%	50.6%	52.2%	50.1%
% of FP17s for Band 1 Urgent Courses	287	3,660	7.8%	9.8%	9.2%	9.1%
% of FP17s Relating to Free Repair or Replacements	47	3,660	1.3%	1.0%	1.0%	0.8%
% of FP17s Relating to Continuations	75	3,660	2.0%	1.6%	1.4%	1.2%
% of Patients satisfied with the dentistry they have received	28	33	84.8%	93.7%	93.1%	92.8%
% of Patients satisfied with the time they had to wait for an appointment	30	33	90.9%	93.0%	89.5%	88.7%

* This is based on patients treated on this contract for their most recent course of treatment. Figures in italics indicate the base number of FP17s or Patient Questionnaire responses are less than 100. N/A is shown where the base number of responses is less than 10 during the period. % is calculated as Quantity/Base number*100

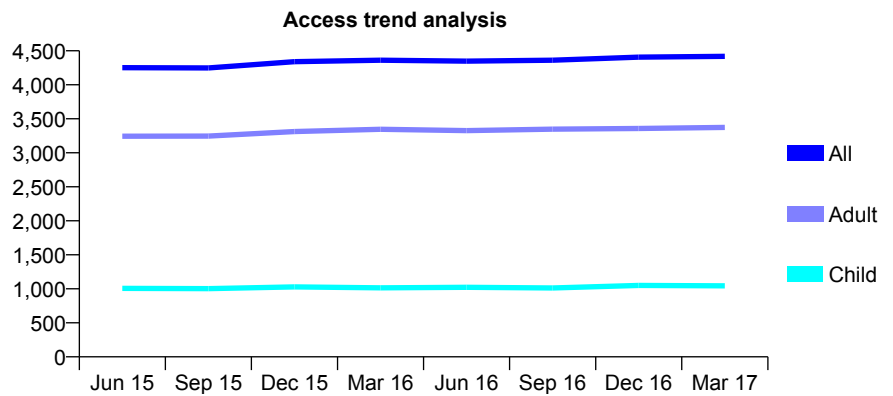
Q44 - Vital Signs At a Glance Contract Report for 638560/0001 - Year end March 2017

Name or company name	MISS J FINN
Contract type name	GDS Contract
Purpose of contract	General
Contract start date	01/04/2006
Contract end date	

16/17 Contracted general activity (UDA)	14,350
Carry forward general activity (UDA)	0
16/17 Contracted orthodontic activity (UOA)	0
Carry forward orthodontic activity (UOA)	0
Baseline contract value	£400,871.98

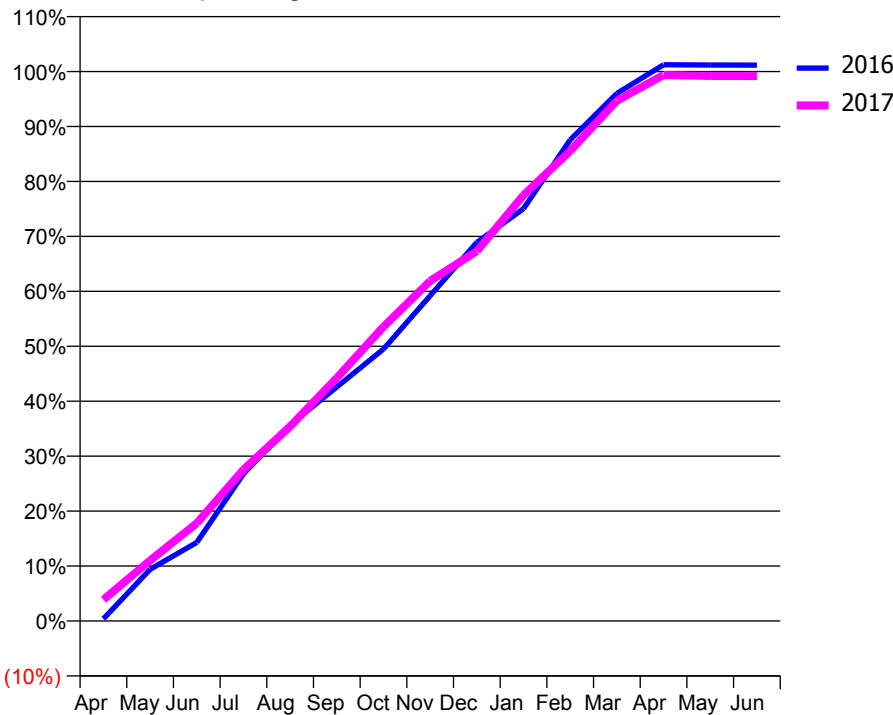
ACCESS*

Patients seen in 24 months	Total	Change since previous quarter
Quarter ending March 2016	4,361	
Quarter ending June 2016	4,348	→
Quarter ending September 2016	4,362	→
Quarter ending December 2016	4,407	→
Quarter ending March 2017	4,419	→
Variance since March 2016	1.3%	→



ACTIVITY

Cumulative percentage of contracted UDA delivered 2016 & 2017



Month	Adjusted Scheduled Activity (UDA)	
	2016	2017
April	59	559
May	1,349	1,584
June	2,053	2,556
July	3,842	3,954
August	5,123	5,084
September	6,114	6,350
October	7,101	7,683
November	8,496	8,880
December	9,887	9,659
January	10,768	11,122
February	12,566	12,277
March	13,777	13,588
April	14,525	14,259
May	14,519	14,233
June	14,515	14,230

QUALITY

	Quantity	Base Number	Contract	AT	Region	England
% of FP17s for the same patient ID Re-attending within 3 months - Children	236	1,767	13.4%	12.5%	13.3%	12.3%
% of FP17s for the same patient ID Re-attending within 3 months - Adults	1,064	5,165	20.6%	18.0%	17.3%	16.7%
% of FP17s for the same patient ID Re-attending between 3 & 9 months - Children	1,059	1,767	59.9%	57.1%	58.9%	57.6%
% of FP17s for the same patient ID Re-attending between 3 & 9 months - Adults	2,590	5,165	50.1%	50.6%	52.2%	50.1%
% of FP17s for Band 1 Urgent Courses	747	6,880	10.9%	9.8%	9.2%	9.1%
% of FP17s Relating to Free Repair or Replacements	97	6,880	1.4%	1.0%	1.0%	0.8%
% of FP17s Relating to Continuations	85	6,880	1.2%	1.6%	1.4%	1.2%
% of Patients satisfied with the dentistry they have received	17	17	100.0%	93.7%	93.1%	92.8%
% of Patients satisfied with the time they had to wait for an appointment	17	17	100.0%	93.0%	89.5%	88.7%

* This is based on patients treated on this contract for their most recent course of treatment. Figures in italics indicate the base number of FP17s or Patient Questionnaire responses are less than 100. N/A is shown where the base number of responses is less than 10 during the period. % is calculated as Quantity/Base number*100

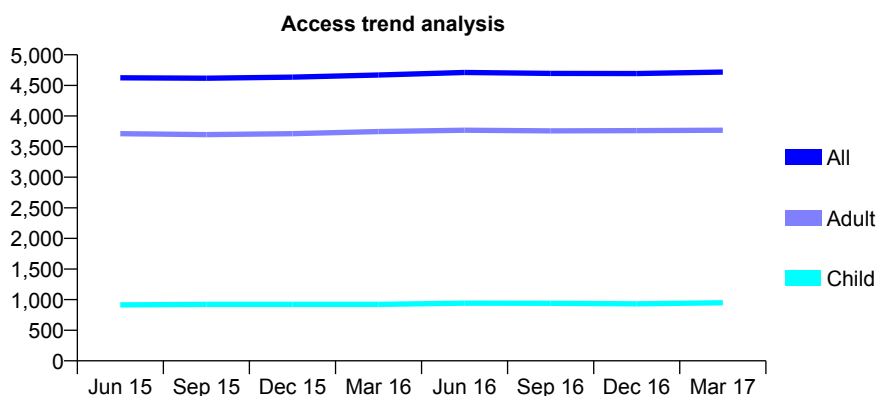
Q44 - Vital Signs At a Glance Contract Report for 649139/0001 - Year end March 2017

Name or company name	MR BS PHIPPS
Contract type name	GDS Contract
Purpose of contract	General
Contract start date	01/04/2006
Contract end date	

16/17 Contracted general activity (UDA)	12,870
Carry forward general activity (UDA)	0
16/17 Contracted orthodontic activity (UOA)	0
Carry forward orthodontic activity (UOA)	0
Baseline contract value	£385,602.25

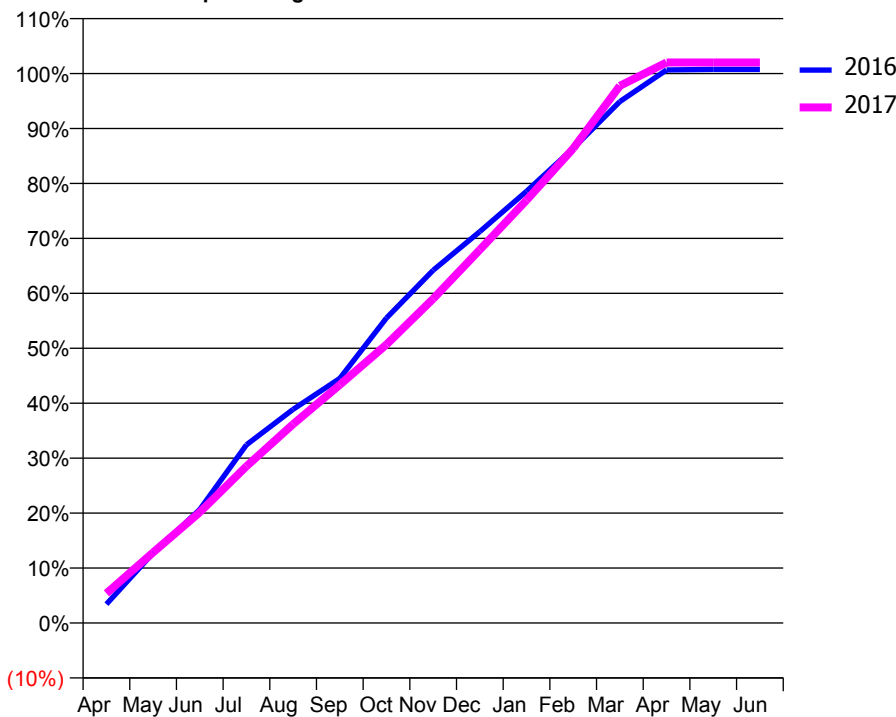
ACCESS*

Patients seen in 24 months	Total	Change since previous quarter
Quarter ending March 2016	4,670	
Quarter ending June 2016	4,711	→
Quarter ending September 2016	4,696	→
Quarter ending December 2016	4,693	→
Quarter ending March 2017	4,717	→
Variance since March 2016	1.0%	→



ACTIVITY

Cumulative percentage of contracted UDA delivered 2016 & 2017



Month	Adjusted Scheduled Activity (UDA)	
	2016	2017
April	441	694
May	1,639	1,654
June	2,658	2,593
July	4,176	3,671
August	5,006	4,659
September	5,730	5,578
October	7,143	6,524
November	8,263	7,594
December	9,168	8,743
January	10,112	9,902
February	11,115	11,114
March	12,213	12,582
April	12,954	13,127
May	12,966	13,127
June	12,966	13,127

QUALITY

	Quantity	Base Number	Contract	AT	Region	England
% of FP17s for the same patient ID Re-attending within 3 months - Children	97	1,386	7.0%	12.5%	13.3%	12.3%
% of FP17s for the same patient ID Re-attending within 3 months - Adults	1,040	5,506	18.9%	18.0%	17.3%	16.7%
% of FP17s for the same patient ID Re-attending between 3 & 9 months - Children	652	1,386	47.0%	57.1%	58.9%	57.6%
% of FP17s for the same patient ID Re-attending between 3 & 9 months - Adults	2,383	5,506	43.3%	50.6%	52.2%	50.1%
% of FP17s for Band 1 Urgent Courses	620	6,751	9.2%	9.8%	9.2%	9.1%
% of FP17s Relating to Free Repair or Replacements	30	6,751	0.4%	1.0%	1.0%	0.8%
% of FP17s Relating to Continuations	195	6,751	2.9%	1.6%	1.4%	1.2%
% of Patients satisfied with the dentistry they have received	6	6	N/A	93.7%	93.1%	92.8%
% of Patients satisfied with the time they had to wait for an appointment	5	6	N/A	93.0%	89.5%	88.7%

* This is based on patients treated on this contract for their most recent course of treatment. Figures in italics indicate the base number of FP17s or Patient Questionnaire responses are less than 100. N/A is shown where the base number of responses is less than 10 during the period. % is calculated as Quantity/Base number*100

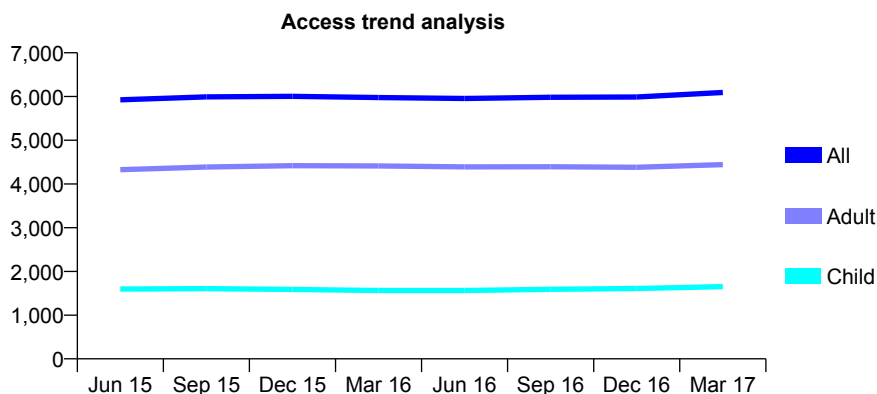
Q44 - Vital Signs At a Glance Contract Report for 649899/0001 - Year end March 2017

Name or company name	MR SW HUGHES
Contract type name	GDS Contract
Purpose of contract	General
Contract start date	01/04/2006
Contract end date	

16/17 Contracted general activity (UDA)	18,100
Carry forward general activity (UDA)	0
16/17 Contracted orthodontic activity (UOA)	0
Carry forward orthodontic activity (UOA)	0
Baseline contract value	£521,836.94

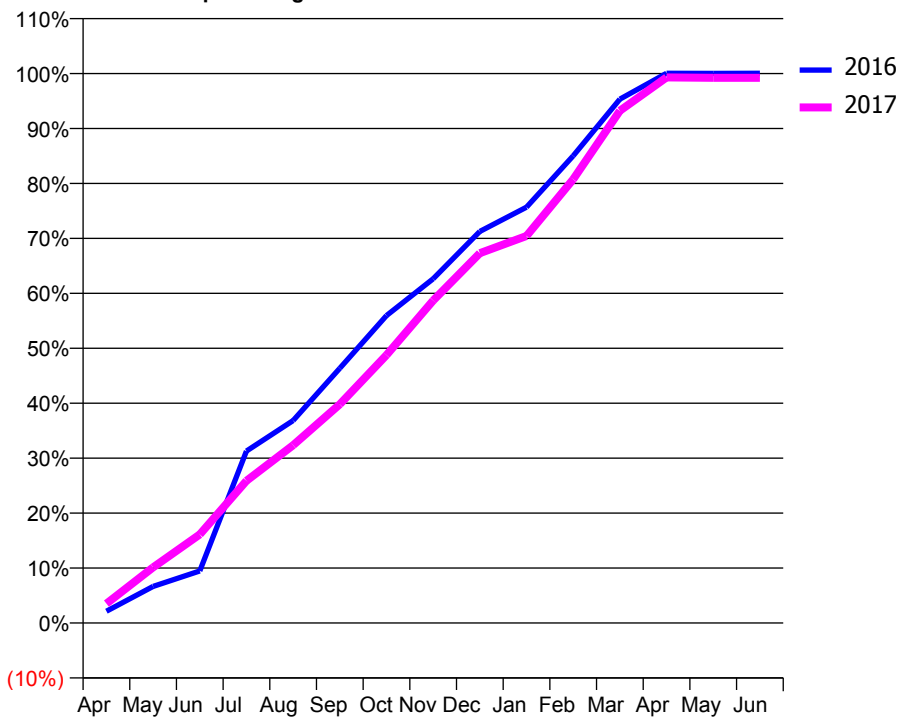
ACCESS*

Patients seen in 24 months	Total	Change since previous quarter
Quarter ending March 2016	5,977	
Quarter ending June 2016	5,954	→
Quarter ending September 2016	5,984	→
Quarter ending December 2016	5,988	→
Quarter ending March 2017	6,093	→
Variance since March 2016	1.9%	→



ACTIVITY

Cumulative percentage of contracted UDA delivered 2016 & 2017



Month	Adjusted Scheduled Activity (UDA)	
	2016	2017
April	387	641
May	1,205	1,833
June	1,716	2,918
July	5,665	4,684
August	6,670	5,858
September	8,392	7,205
October	10,128	8,827
November	11,338	10,622
December	12,896	12,183
January	13,697	12,750
February	15,388	14,615
March	17,255	16,874
April	18,107	17,973
May	18,105	17,960
June	18,106	17,956

QUALITY

	Quantity	Base Number	Contract	AT	Region	England
% of FP17s for the same patient ID Re-attending within 3 months - Children	192	2,561	7.5%	12.5%	13.3%	12.3%
% of FP17s for the same patient ID Re-attending within 3 months - Adults	621	5,749	10.8%	18.0%	17.3%	16.7%
% of FP17s for the same patient ID Re-attending between 3 & 9 months - Children	1,436	2,561	56.1%	57.1%	58.9%	57.6%
% of FP17s for the same patient ID Re-attending between 3 & 9 months - Adults	3,125	5,749	54.4%	50.6%	52.2%	50.1%
% of FP17s for Band 1 Urgent Courses	224	8,376	2.7%	9.8%	9.2%	9.1%
% of FP17s Relating to Free Repair or Replacements	61	8,376	0.7%	1.0%	1.0%	0.8%
% of FP17s Relating to Continuations	51	8,376	0.6%	1.6%	1.4%	1.2%
% of Patients satisfied with the dentistry they have received	17	17	100.0%	93.7%	93.1%	92.8%
% of Patients satisfied with the time they had to wait for an appointment	16	17	94.1%	93.0%	89.5%	88.7%

* This is based on patients treated on this contract for their most recent course of treatment. Figures in italics indicate the base number of FP17s or Patient Questionnaire responses are less than 100. N/A is shown where the base number of responses is less than 10 during the period. % is calculated as Quantity/Base number*100

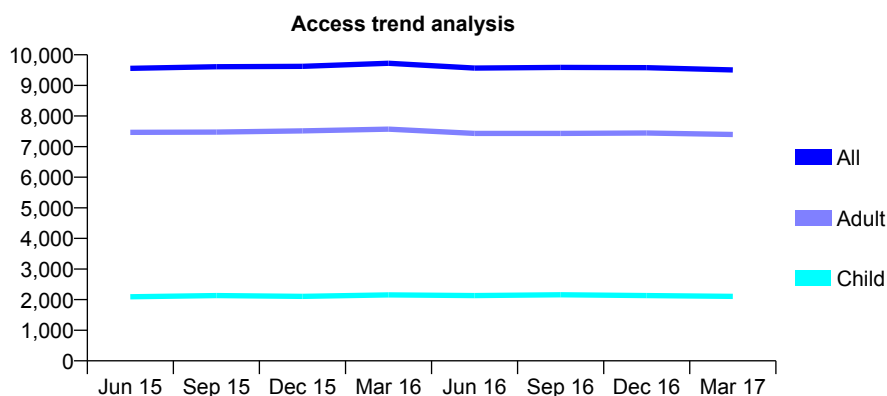
Q44 - Vital Signs At a Glance Contract Report for 654248/0001 - Year end March 2017

Name or company name	MR S HUSSAIN
Contract type name	GDS Contract
Purpose of contract	General
Contract start date	01/04/2006
Contract end date	

16/17 Contracted general activity (UDA)	35,894
Carry forward general activity (UDA)	0
16/17 Contracted orthodontic activity (UOA)	0
Carry forward orthodontic activity (UOA)	0
Baseline contract value	£1,029,440.80

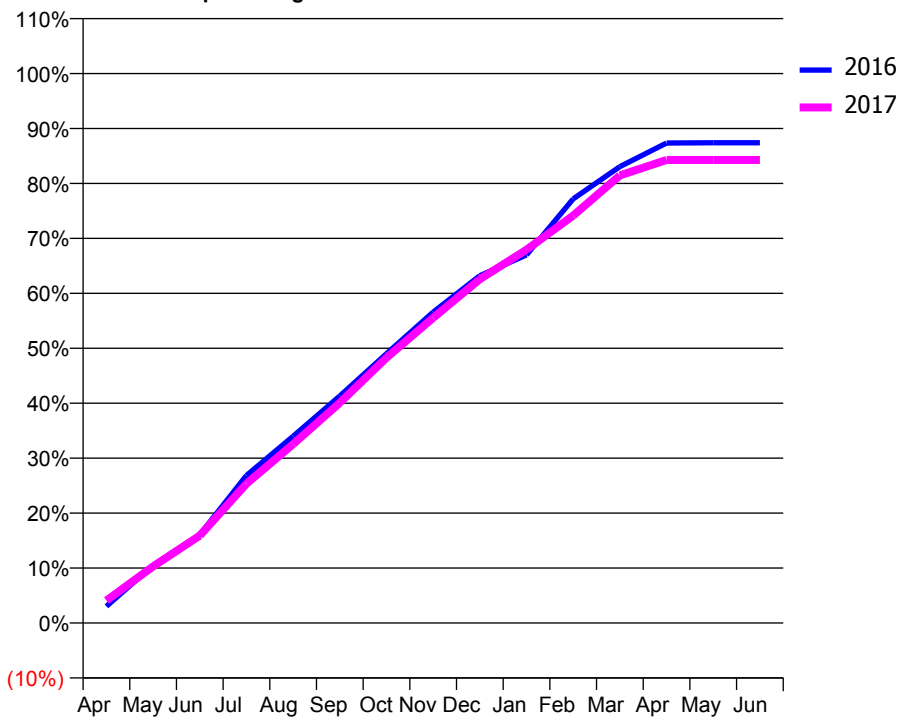
ACCESS*

Patients seen in 24 months	Total	Change since previous quarter
Quarter ending March 2016	9,723	
Quarter ending June 2016	9,565	↓
Quarter ending September 2016	9,590	→
Quarter ending December 2016	9,580	→
Quarter ending March 2017	9,504	→
Variance since March 2016	(2.3%)	↓



ACTIVITY

Cumulative percentage of contracted UDA delivered 2016 & 2017



Adjusted Scheduled Activity (UDA)

Month	2016	2017
April	1,093	1,470
May	3,765	3,695
June	5,774	5,705
July	9,639	9,098
August	12,201	11,688
September	14,832	14,386
October	17,588	17,329
November	20,311	19,934
December	22,688	22,457
January	24,043	24,385
February	27,702	26,614
March	29,815	29,240
April	31,349	30,244
May	31,370	30,246
June	31,371	30,247

QUALITY

	Quantity	Base Number	Contract	AT	Region	England
% of FP17s for the same patient ID Re-attending within 3 months - Children	258	2,616	9.9%	12.5%	13.3%	12.3%
% of FP17s for the same patient ID Re-attending within 3 months - Adults	1,914	8,753	21.9%	18.0%	17.3%	16.7%
% of FP17s for the same patient ID Re-attending between 3 & 9 months - Children	1,168	2,616	44.6%	57.1%	58.9%	57.6%
% of FP17s for the same patient ID Re-attending between 3 & 9 months - Adults	3,161	8,753	36.1%	50.6%	52.2%	50.1%
% of FP17s for Band 1 Urgent Courses	1,815	11,189	16.2%	9.8%	9.2%	9.1%
% of FP17s Relating to Free Repair or Replacements	89	11,189	0.8%	1.0%	1.0%	0.8%
% of FP17s Relating to Continuations	304	11,189	2.7%	1.6%	1.4%	1.2%
% of Patients satisfied with the dentistry they have received	19	20	95.0%	93.7%	93.1%	92.8%
% of Patients satisfied with the time they had to wait for an appointment	18	20	90.0%	93.0%	89.5%	88.7%

* This is based on patients treated on this contract for their most recent course of treatment. Figures in italics indicate the base number of FP17s or Patient Questionnaire responses are less than 100. N/A is shown where the base number of responses is less than 10 during the period. % is calculated as Quantity/Base number*100

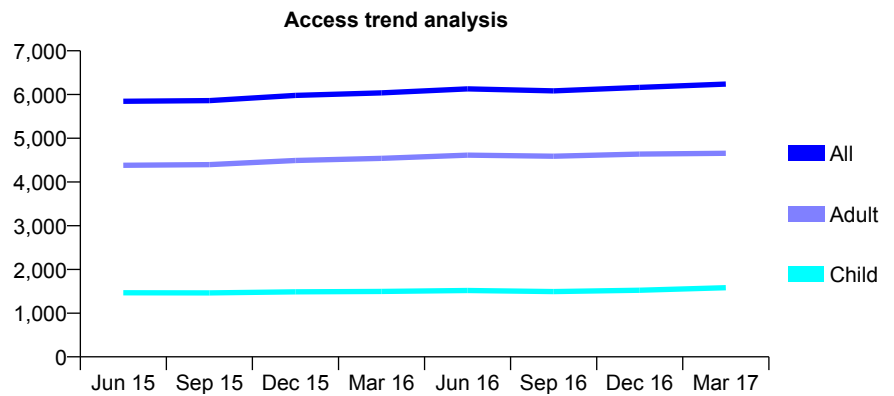
Q44 - Vital Signs At a Glance Contract Report for 661899/0001 - Year end March 2017

Name or company name	MRS A SIMPKINS
Contract type name	GDS Contract
Purpose of contract	General
Contract start date	01/04/2006
Contract end date	

16/17 Contracted general activity (UDA)	15,000
Carry forward general activity (UDA)	0
16/17 Contracted orthodontic activity (UOA)	0
Carry forward orthodontic activity (UOA)	0
Baseline contract value	£377,155.61

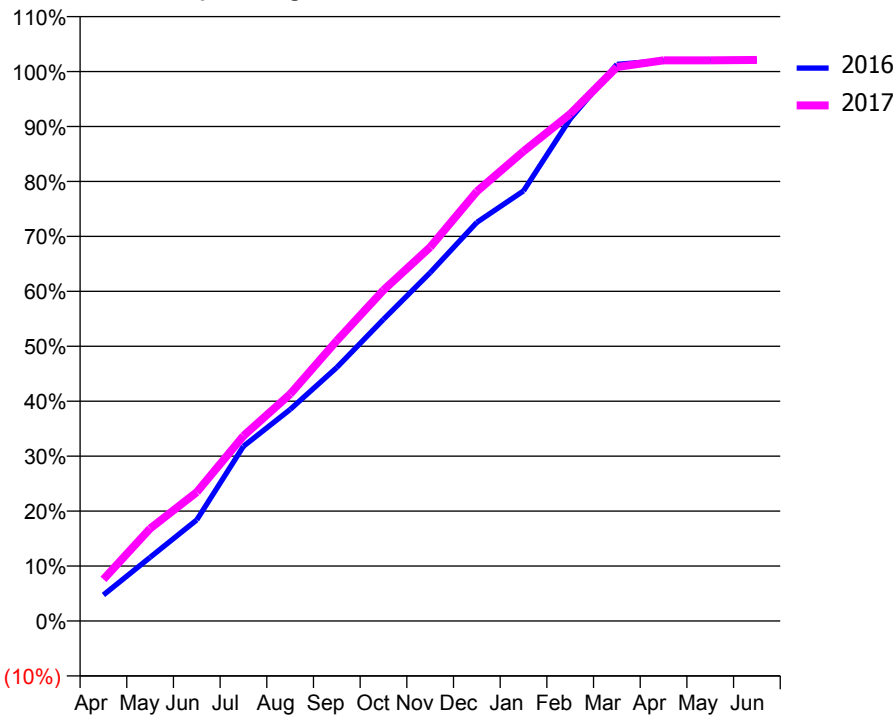
ACCESS*

Patients seen in 24 months	Total	Change since previous quarter
Quarter ending March 2016	6,038	
Quarter ending June 2016	6,130	→
Quarter ending September 2016	6,083	→
Quarter ending December 2016	6,162	→
Quarter ending March 2017	6,238	→
Variance since March 2016	3.3%	↑



ACTIVITY

Cumulative percentage of contracted UDA delivered 2016 & 2017



Month	Adjusted Scheduled Activity (UDA)	
	2016	2017
April	711	1,136
May	1,739	2,525
June	2,761	3,519
July	4,772	5,054
August	5,774	6,193
September	6,920	7,654
October	8,234	9,031
November	9,511	10,203
December	10,880	11,727
January	11,741	12,823
February	13,708	13,841
March	15,195	15,123
April	15,298	15,304
May	15,300	15,304
June	15,300	15,316

QUALITY

	Quantity	Base Number	Contract	AT	Region	England
% of FP17s for the same patient ID Re-attending within 3 months - Children	40	1,782	2.2%	12.5%	13.3%	12.3%
% of FP17s for the same patient ID Re-attending within 3 months - Adults	714	5,758	12.4%	18.0%	17.3%	16.7%
% of FP17s for the same patient ID Re-attending between 3 & 9 months - Children	760	1,782	42.6%	57.1%	58.9%	57.6%
% of FP17s for the same patient ID Re-attending between 3 & 9 months - Adults	2,754	5,758	47.8%	50.6%	52.2%	50.1%
% of FP17s for Band 1 Urgent Courses	224	7,647	2.9%	9.8%	9.2%	9.1%
% of FP17s Relating to Free Repair or Replacements	78	7,647	1.0%	1.0%	1.0%	0.8%
% of FP17s Relating to Continuations	206	7,647	2.7%	1.6%	1.4%	1.2%
% of Patients satisfied with the dentistry they have received	15	17	88.2%	93.7%	93.1%	92.8%
% of Patients satisfied with the time they had to wait for an appointment	15	17	88.2%	93.0%	89.5%	88.7%

* This is based on patients treated on this contract for their most recent course of treatment. Figures in italics indicate the base number of FP17s or Patient Questionnaire responses are less than 100. N/A is shown where the base number of responses is less than 10 during the period. % is calculated as Quantity/Base number*100

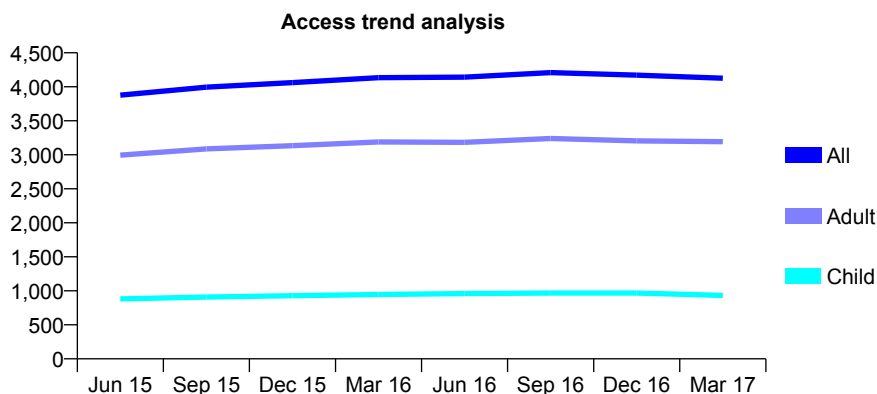
Q44 - Vital Signs At a Glance Contract Report for 674281/0001 - Year end March 2017

Name or company name	MR P MOTTRAM
Contract type name	GDS Contract
Purpose of contract	General
Contract start date	22/05/2006
Contract end date	

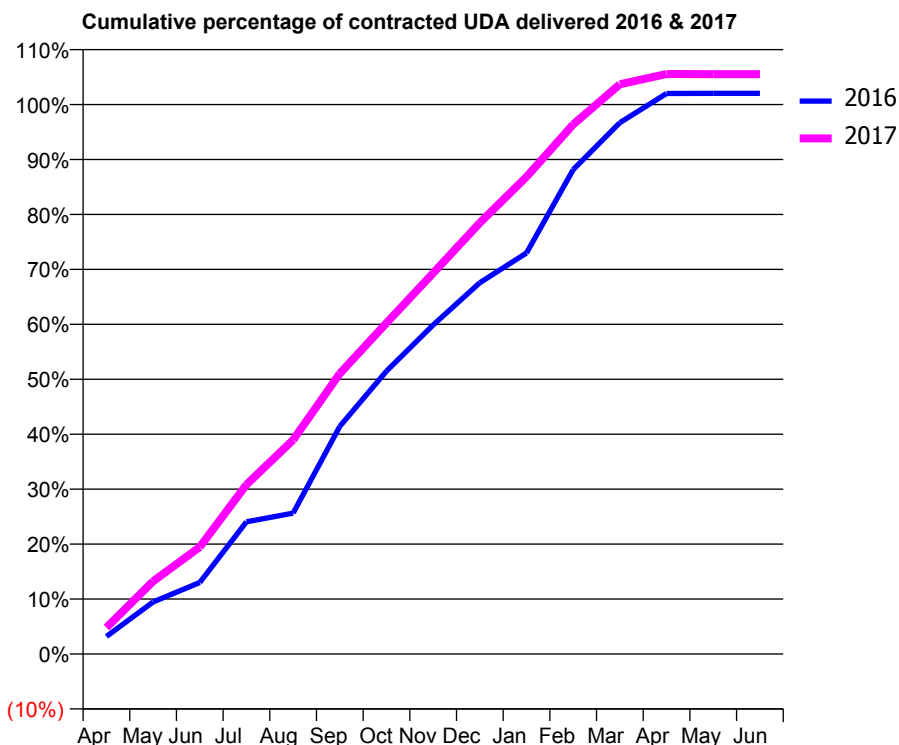
16/17 Contracted general activity (UDA)	7,500
Carry forward general activity (UDA)	0
16/17 Contracted orthodontic activity (UOA)	0
Carry forward orthodontic activity (UOA)	0
Baseline contract value	£196,501.06

ACCESS*

Patients seen in 24 months	Total	Change since previous quarter
Quarter ending March 2016	4,135	
Quarter ending June 2016	4,143	→
Quarter ending September 2016	4,209	→
Quarter ending December 2016	4,172	→
Quarter ending March 2017	4,126	↓
Variance since March 2016	(0.2%)	→



ACTIVITY



Month	Adjusted Scheduled Activity (UDA)	
	2016	2017
April	239	362
May	712	993
June	977	1,461
July	1,805	2,312
August	1,924	2,923
September	3,108	3,828
October	3,862	4,519
November	4,492	5,199
December	5,067	5,884
January	5,474	6,513
February	6,611	7,229
March	7,252	7,776
April	7,651	7,917
May	7,653	7,915
June	7,653	7,915

QUALITY

	Quantity	Base Number	Contract	AT	Region	England
% of FP17s for the same patient ID Re-attending within 3 months - Children	140	1,543	9.1%	12.5%	13.3%	12.3%
% of FP17s for the same patient ID Re-attending within 3 months - Adults	674	4,450	15.1%	18.0%	17.3%	16.7%
% of FP17s for the same patient ID Re-attending between 3 & 9 months - Children	966	1,543	62.6%	57.1%	58.9%	57.6%
% of FP17s for the same patient ID Re-attending between 3 & 9 months - Adults	2,473	4,450	55.6%	50.6%	52.2%	50.1%
% of FP17s for Band 1 Urgent Courses	538	4,934	10.9%	9.8%	9.2%	9.1%
% of FP17s Relating to Free Repair or Replacements	19	4,934	0.4%	1.0%	1.0%	0.8%
% of FP17s Relating to Continuations	25	4,934	0.5%	1.6%	1.4%	1.2%
% of Patients satisfied with the dentistry they have received	10	12	83.3%	93.7%	93.1%	92.8%
% of Patients satisfied with the time they had to wait for an appointment	11	12	91.7%	93.0%	89.5%	88.7%

* This is based on patients treated on this contract for their most recent course of treatment. Figures in italics indicate the base number of FP17s or Patient Questionnaire responses are less than 100. N/A is shown where the base number of responses is less than 10 during the period. % is calculated as Quantity/Base number*100

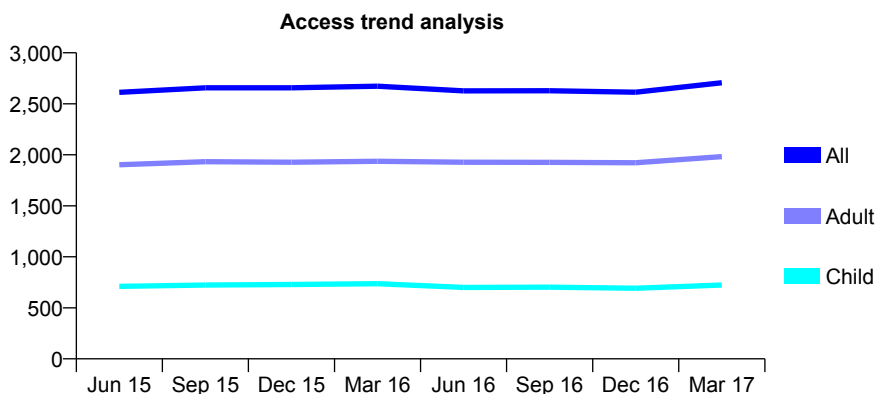
Q44 - Vital Signs At a Glance Contract Report for 674346/0001 - Year end March 2017

Name or company name	MISS SE HAWORTH
Contract type name	PDS Contract
Purpose of contract	General
Contract start date	01/04/2006
Contract end date	31/03/2021

16/17 Contracted general activity (UDA)	8,909
Carry forward general activity (UDA)	247
16/17 Contracted orthodontic activity (UOA)	0
Carry forward orthodontic activity (UOA)	0
Baseline contract value	£252,093.36

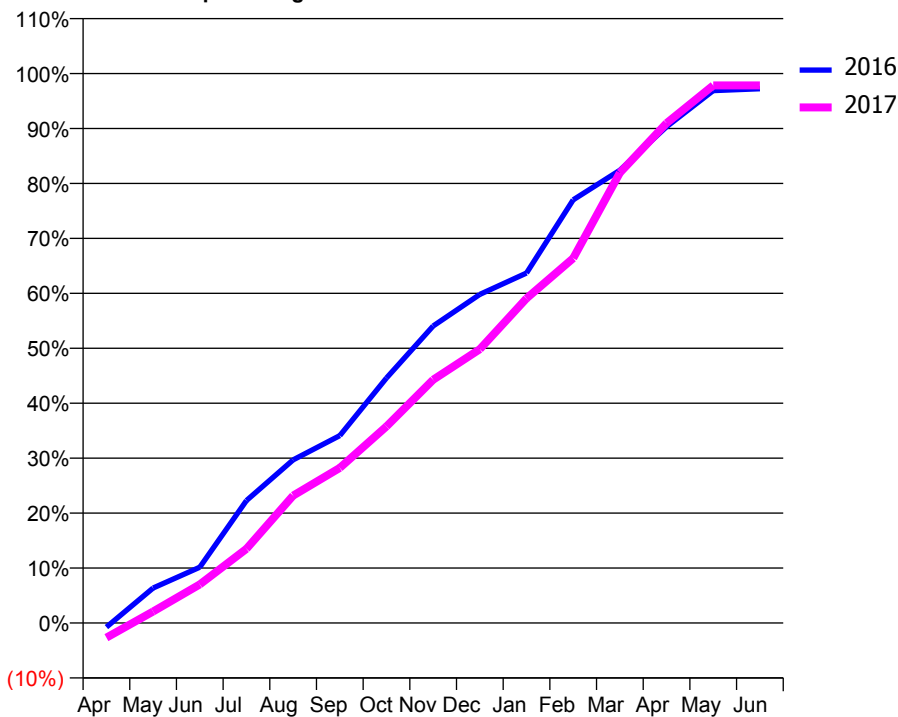
ACCESS*

Patients seen in 24 months	Total	Change since previous quarter
Quarter ending March 2016	2,672	
Quarter ending June 2016	2,627	↓
Quarter ending September 2016	2,628	→
Quarter ending December 2016	2,614	→
Quarter ending March 2017	2,706	↑
Variance since March 2016	1.3%	→



ACTIVITY

Cumulative percentage of contracted UDA delivered 2016 & 2017



Month	Adjusted Scheduled Activity (UDA)	
	2016	2017
April	-67	-239
May	568	188
June	904	626
July	1,986	1,202
August	2,644	2,066
September	3,039	2,515
October	3,972	3,188
November	4,816	3,944
December	5,327	4,440
January	5,673	5,263
February	6,860	5,914
March	7,342	7,301
April	8,045	8,104
May	8,632	8,717
June	8,662	8,717

QUALITY

	Quantity	Base Number	Contract	AT	Region	England
% of FP17s for the same patient ID Re-attending within 3 months - Children	151	1,239	12.2%	12.5%	13.3%	12.3%
% of FP17s for the same patient ID Re-attending within 3 months - Adults	370	2,414	15.3%	18.0%	17.3%	16.7%
% of FP17s for the same patient ID Re-attending between 3 & 9 months - Children	742	1,239	59.9%	57.1%	58.9%	57.6%
% of FP17s for the same patient ID Re-attending between 3 & 9 months - Adults	842	2,414	34.9%	50.6%	52.2%	50.1%
% of FP17s for Band 1 Urgent Courses	256	3,681	7.0%	9.8%	9.2%	9.1%
% of FP17s Relating to Free Repair or Replacements	49	3,681	1.3%	1.0%	1.0%	0.8%
% of FP17s Relating to Continuations	21	3,681	0.6%	1.6%	1.4%	1.2%
% of Patients satisfied with the dentistry they have received	4	4	N/A	93.7%	93.1%	92.8%
% of Patients satisfied with the time they had to wait for an appointment	3	4	N/A	93.0%	89.5%	88.7%

* This is based on patients treated on this contract for their most recent course of treatment. Figures in italics indicate the base number of FP17s or Patient Questionnaire responses are less than 100. N/A is shown where the base number of responses is less than 10 during the period. % is calculated as Quantity/Base number*100

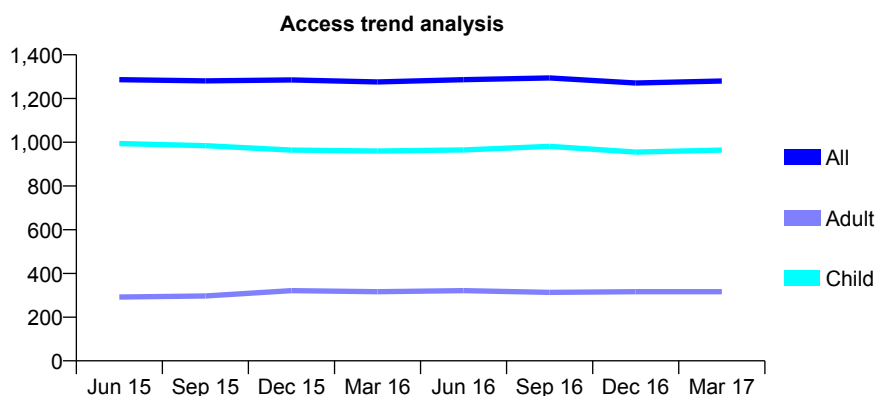
Q44 - Vital Signs At a Glance Contract Report for 676357/0001 - Year end March 2017

Name or company name	MR JD FLEMING
Contract type name	GDS Contract
Purpose of contract	General
Contract start date	01/07/2013
Contract end date	

16/17 Contracted general activity (UDA)	3,077
Carry forward general activity (UDA)	0
16/17 Contracted orthodontic activity (UOA)	0
Carry forward orthodontic activity (UOA)	0
Baseline contract value	£111,069.10

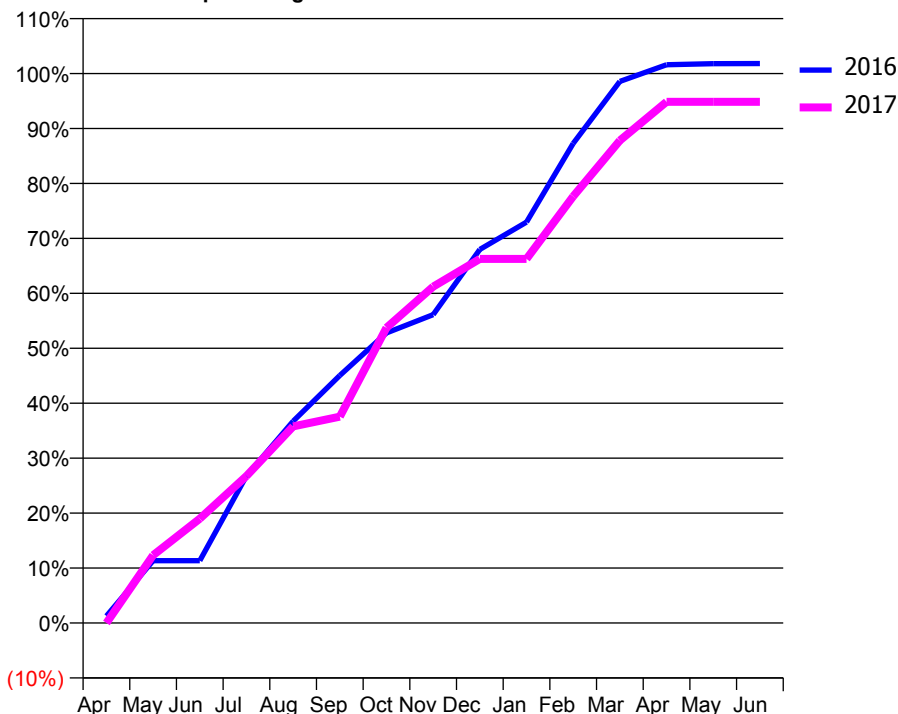
ACCESS*

Patients seen in 24 months	Total	Change since previous quarter
Quarter ending March 2016	1,276	
Quarter ending June 2016	1,286	→
Quarter ending September 2016	1,294	→
Quarter ending December 2016	1,271	↓
Quarter ending March 2017	1,280	→
Variance since March 2016	0.3%	→



ACTIVITY

Cumulative percentage of contracted UDA delivered 2016 & 2017



Adjusted Scheduled Activity (UDA)

Month	2016	2017
April	39	0
May	349	380
June	349	584
July	824	824
August	1,130	1,101
September	1,386	1,156
October	1,625	1,654
November	1,727	1,884
December	2,092	2,039
January	2,245	2,039
February	2,685	2,389
March	3,033	2,702
April	3,126	2,918
May	3,132	2,918
June	3,133	2,918

QUALITY

	Quantity	Base Number	Contract	AT	Region	England
% of FP17s for the same patient ID Re-attending within 3 months - Children	241	1,742	13.8%	12.5%	13.3%	12.3%
% of FP17s for the same patient ID Re-attending within 3 months - Adults	21	262	8.0%	18.0%	17.3%	16.7%
% of FP17s for the same patient ID Re-attending between 3 & 9 months - Children	1,153	1,742	66.2%	57.1%	58.9%	57.6%
% of FP17s for the same patient ID Re-attending between 3 & 9 months - Adults	156	262	59.5%	50.6%	52.2%	50.1%
% of FP17s for Band 1 Urgent Courses	87	2,068	4.2%	9.8%	9.2%	9.1%
% of FP17s Relating to Free Repair or Replacements	1	2,068	0.0%	1.0%	1.0%	0.8%
% of FP17s Relating to Continuations	2	2,068	0.1%	1.6%	1.4%	1.2%
% of Patients satisfied with the dentistry they have received	3	3	N/A	93.7%	93.1%	92.8%
% of Patients satisfied with the time they had to wait for an appointment	3	3	N/A	93.0%	89.5%	88.7%

* This is based on patients treated on this contract for their most recent course of treatment. Figures in italics indicate the base number of FP17s or Patient Questionnaire responses are less than 100. N/A is shown where the base number of responses is less than 10 during the period. % is calculated as Quantity/Base number*100

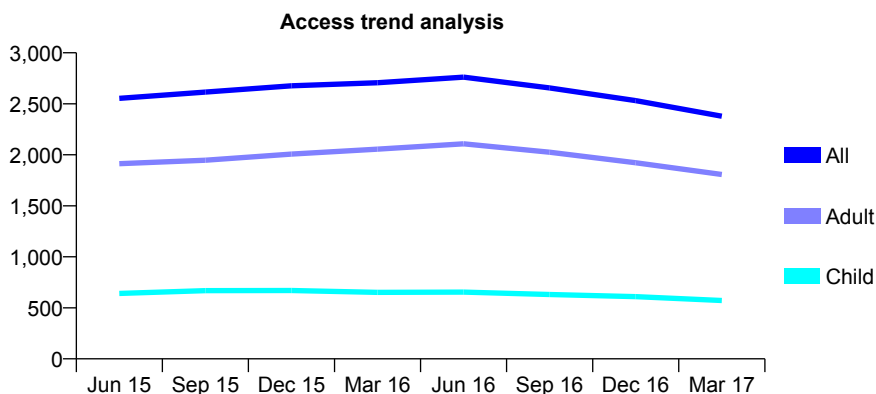
Q44 - Vital Signs At a Glance Contract Report for 682365/0009 - Year end March 2017

Name or company name	MR QM JAFFRI
Contract type name	PDS Plus Contract
Purpose of contract	General
Contract start date	29/11/2010
Contract end date	28/11/2018

16/17 Contracted general activity (UDA)	8,000
Carry forward general activity (UDA)	74
16/17 Contracted orthodontic activity (UOA)	0
Carry forward orthodontic activity (UOA)	0
Baseline contract value	£225,408.00

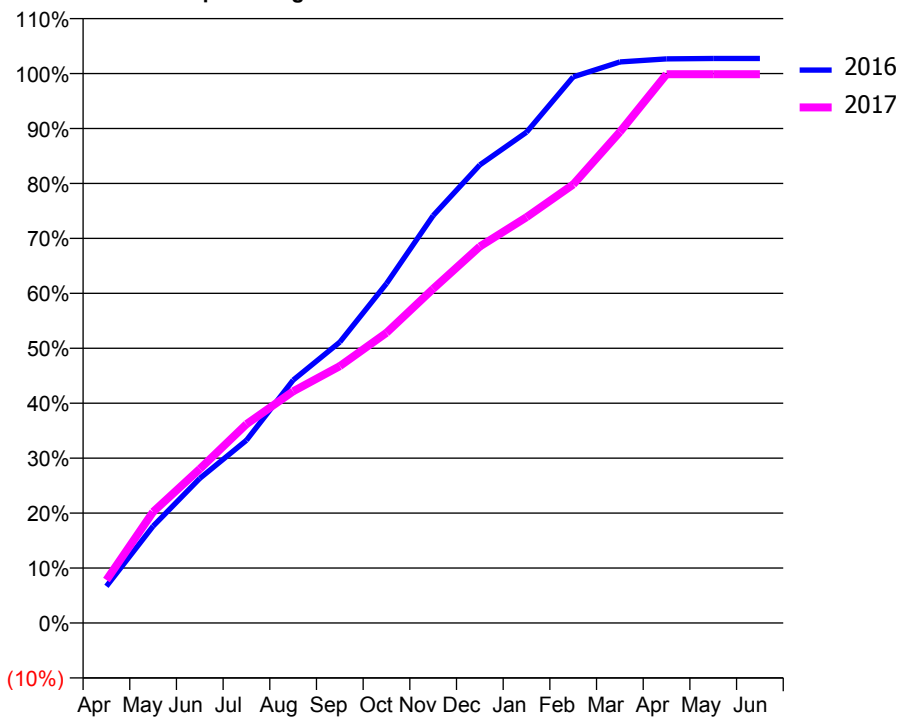
ACCESS*

Patients seen in 24 months	Total	Change since previous quarter
Quarter ending March 2016	2,707	
Quarter ending June 2016	2,762	↑
Quarter ending September 2016	2,656	↓
Quarter ending December 2016	2,532	↓
Quarter ending March 2017	2,379	↓
Variance since March 2016	(12.1%)	↓



ACTIVITY

Cumulative percentage of contracted UDA delivered 2016 & 2017



Adjusted Scheduled Activity (UDA)

Month	2016	2017
April	534	627
May	1,411	1,618
June	2,105	2,243
July	2,660	2,896
August	3,537	3,372
September	4,090	3,741
October	4,942	4,226
November	5,933	4,866
December	6,670	5,481
January	7,144	5,909
February	7,951	6,384
March	8,168	7,148
April	8,213	7,989
May	8,218	7,989
June	8,218	7,989

QUALITY

	Quantity	Base Number	Contract	AT	Region	England
% of FP17s for the same patient ID Re-attending within 3 months - Children	60	708	8.5%	12.5%	13.3%	12.3%
% of FP17s for the same patient ID Re-attending within 3 months - Adults	345	2,051	16.8%	18.0%	17.3%	16.7%
% of FP17s for the same patient ID Re-attending between 3 & 9 months - Children	376	708	53.1%	57.1%	58.9%	57.6%
% of FP17s for the same patient ID Re-attending between 3 & 9 months - Adults	1,000	2,051	48.8%	50.6%	52.2%	50.1%
% of FP17s for Band 1 Urgent Courses	451	3,067	14.7%	9.8%	9.2%	9.1%
% of FP17s Relating to Free Repair or Replacements	44	3,067	1.4%	1.0%	1.0%	0.8%
% of FP17s Relating to Continuations	26	3,067	0.8%	1.6%	1.4%	1.2%
% of Patients satisfied with the dentistry they have received	7	7	N/A	93.7%	93.1%	92.8%
% of Patients satisfied with the time they had to wait for an appointment	7	7	N/A	93.0%	89.5%	88.7%

* This is based on patients treated on this contract for their most recent course of treatment. Figures in italics indicate the base number of FP17s or Patient Questionnaire responses are less than 100. N/A is shown where the base number of responses is less than 10 during the period. % is calculated as Quantity/Base number*100

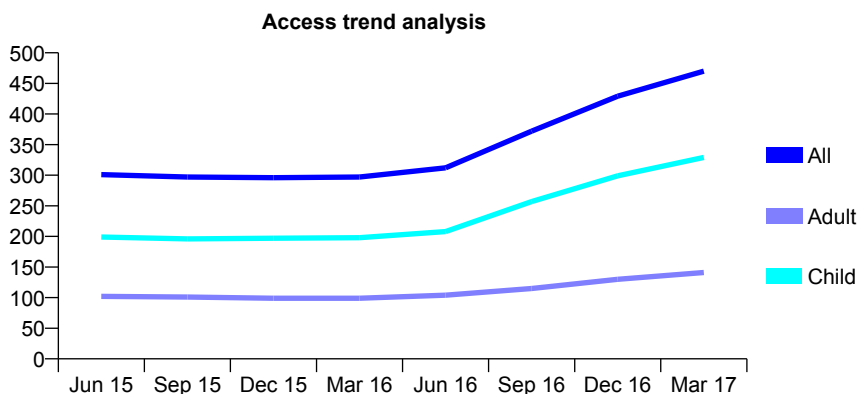
Q44 - Vital Signs At a Glance Contract Report for 723525/0001 - Year end March 2017

Name or company name	Wish Dental Practice
Contract type name	GDS Contract
Purpose of contract	General
Contract start date	01/04/2006
Contract end date	

16/17 Contracted general activity (UDA)	1,098
Carry forward general activity (UDA)	0
16/17 Contracted orthodontic activity (UOA)	0
Carry forward orthodontic activity (UOA)	0
Baseline contract value	£24,114.51

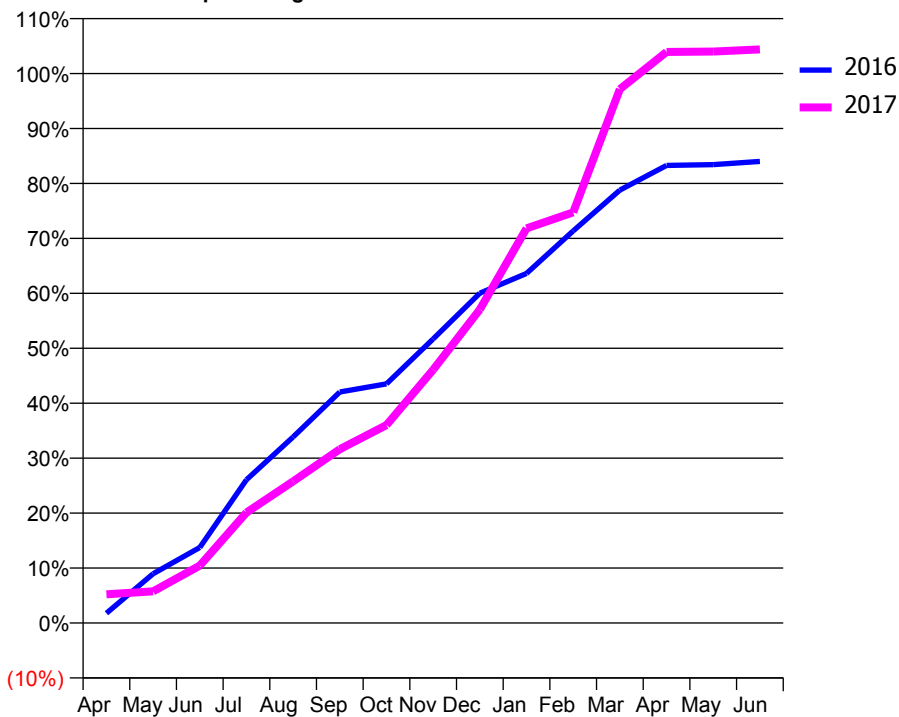
ACCESS*

Patients seen in 24 months	Total	Change since previous quarter
Quarter ending March 2016	297	
Quarter ending June 2016	312	↑
Quarter ending September 2016	372	↑
Quarter ending December 2016	429	↑
Quarter ending March 2017	470	↑
Variance since March 2016	58.2%	↑



ACTIVITY

Cumulative percentage of contracted UDA delivered 2016 & 2017



Month	Adjusted Scheduled Activity (UDA)	
	2016	2017
April	12	57
May	60	63
June	93	115
July	176	221
August	228	283
September	283	347
October	293	396
November	348	506
December	405	627
January	429	789
February	481	821
March	531	1,067
April	561	1,141
May	562	1,142
June	566	1,146

QUALITY

	Quantity	Base Number	Contract	AT	Region	England
% of FP17s for the same patient ID Re-attending within 3 months - Children	39	527	7.4%	12.5%	13.3%	12.3%
% of FP17s for the same patient ID Re-attending within 3 months - Adults	20	168	11.9%	18.0%	17.3%	16.7%
% of FP17s for the same patient ID Re-attending between 3 & 9 months - Children	262	527	49.7%	57.1%	58.9%	57.6%
% of FP17s for the same patient ID Re-attending between 3 & 9 months - Adults	73	168	43.5%	50.6%	52.2%	50.1%
% of FP17s for Band 1 Urgent Courses	31	707	4.4%	9.8%	9.2%	9.1%
% of FP17s Relating to Free Repair or Replacements	2	707	0.3%	1.0%	1.0%	0.8%
% of FP17s Relating to Continuations	1	707	0.1%	1.6%	1.4%	1.2%
% of Patients satisfied with the dentistry they have received	2	2	N/A	93.7%	93.1%	92.8%
% of Patients satisfied with the time they had to wait for an appointment	2	2	N/A	93.0%	89.5%	88.7%

* This is based on patients treated on this contract for their most recent course of treatment. Figures in italics indicate the base number of FP17s or Patient Questionnaire responses are less than 100. N/A is shown where the base number of responses is less than 10 during the period. % is calculated as Quantity/Base number*100

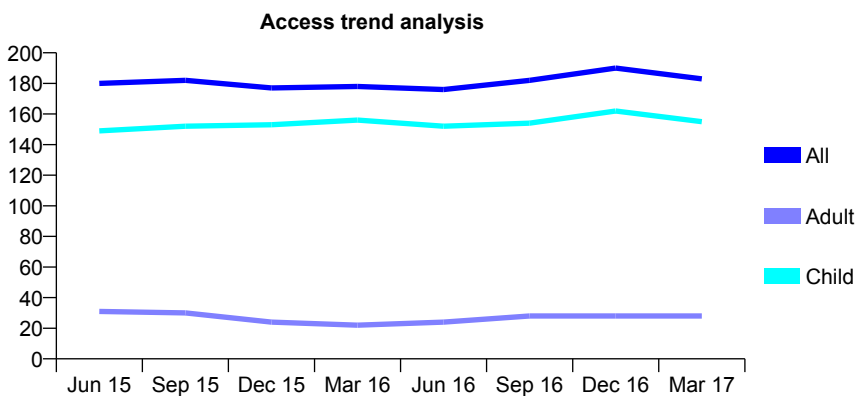
Q44 - Vital Signs At a Glance Contract Report for 723843/0002 - Year end March 2017

Name or company name	MR JR BURGESS
Contract type name	GDS Contract
Purpose of contract	General
Contract start date	01/04/2006
Contract end date	

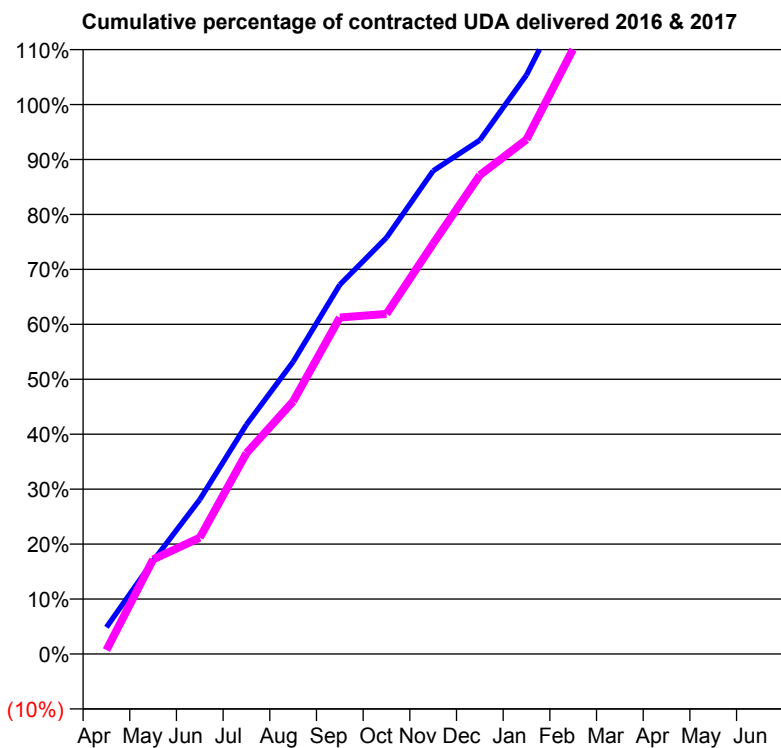
16/17 Contracted general activity (UDA)	308
Carry forward general activity (UDA)	0
16/17 Contracted orthodontic activity (UOA)	0
Carry forward orthodontic activity (UOA)	0
Baseline contract value	£8,644.17

ACCESS*

Patients seen in 24 months	Total	Change since previous quarter
Quarter ending March 2016	178	
Quarter ending June 2016	176	↓
Quarter ending September 2016	182	↑
Quarter ending December 2016	190	↑
Quarter ending March 2017	183	↓
Variance since March 2016	2.8%	↑



ACTIVITY



Month	Adjusted Scheduled Activity (UDA)	
	2016	2017
April	15	2
May	52	53
June	87	65
July	129	113
August	164	142
September	207	189
October	233	191
November	271	230
December	288	268
January	325	288
February	376	339
March	376	380
April	412	383
May	412	384
June	412	384

QUALITY

	Quantity	Base Number	Contract	AT	Region	England
% of FP17s for the same patient ID Re-attending within 3 months - Children	54	309	17.5%	12.5%	13.3%	12.3%
% of FP17s for the same patient ID Re-attending within 3 months - Adults	0	15	0.0%	18.0%	17.3%	16.7%
% of FP17s for the same patient ID Re-attending between 3 & 9 months - Children	179	309	57.9%	57.1%	58.9%	57.6%
% of FP17s for the same patient ID Re-attending between 3 & 9 months - Adults	10	15	66.7%	50.6%	52.2%	50.1%
% of FP17s for Band 1 Urgent Courses	16	301	5.3%	9.8%	9.2%	9.1%
% of FP17s Relating to Free Repair or Replacements	0	301	0.0%	1.0%	1.0%	0.8%
% of FP17s Relating to Continuations	0	301	0.0%	1.6%	1.4%	1.2%
% of Patients satisfied with the dentistry they have received	0	0	N/A	93.7%	93.1%	92.8%
% of Patients satisfied with the time they had to wait for an appointment	0	0	N/A	93.0%	89.5%	88.7%

* This is based on patients treated on this contract for their most recent course of treatment. Figures in italics indicate the base number of FP17s or Patient Questionnaire responses are less than 100. N/A is shown where the base number of responses is less than 10 during the period. % is calculated as Quantity/Base number*100

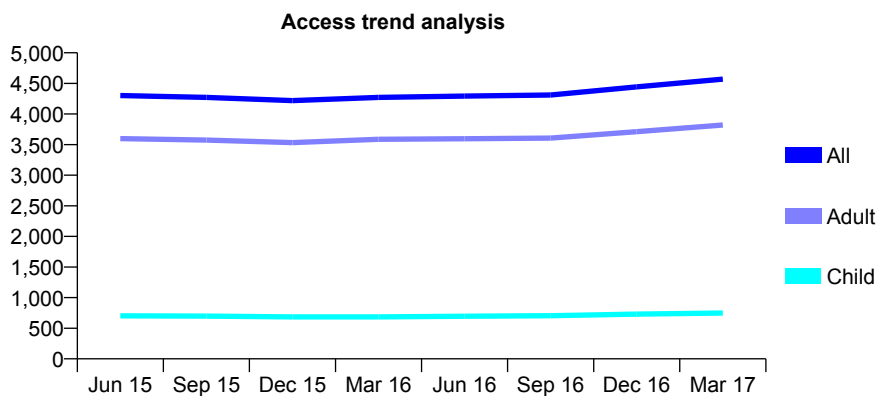
Q44 - Vital Signs At a Glance Contract Report for 725382/0001 - Year end March 2017

Name or company name	MR DG SPARKE
Contract type name	GDS Contract
Purpose of contract	General
Contract start date	01/04/2006
Contract end date	

16/17 Contracted general activity (UDA)	12,165
Carry forward general activity (UDA)	0
16/17 Contracted orthodontic activity (UOA)	0
Carry forward orthodontic activity (UOA)	0
Baseline contract value	£363,992.46

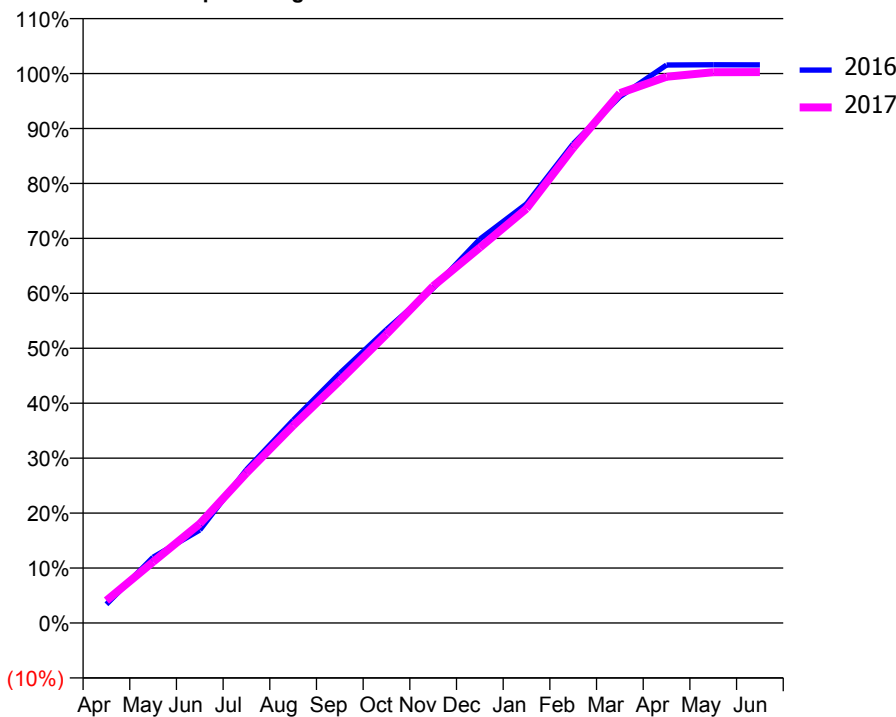
ACCESS*

Patients seen in 24 months	Total	Change since previous quarter
Quarter ending March 2016	4,272	
Quarter ending June 2016	4,293	→
Quarter ending September 2016	4,311	→
Quarter ending December 2016	4,443	↑
Quarter ending March 2017	4,569	↑
Variance since March 2016	7.0%	↑



ACTIVITY

Cumulative percentage of contracted UDA delivered 2016 & 2017



Month	Adjusted Scheduled Activity (UDA)	
	2016	2017
April	416	498
May	1,457	1,353
June	2,058	2,198
July	3,398	3,320
August	4,487	4,370
September	5,528	5,366
October	6,495	6,394
November	7,412	7,459
December	8,498	8,312
January	9,280	9,175
February	10,608	10,521
March	11,651	11,730
April	12,353	12,093
May	12,358	12,194
June	12,355	12,197

QUALITY

	Quantity	Base Number	Contract	AT	Region	England
% of FP17s for the same patient ID Re-attending within 3 months - Children	97	1,328	7.3%	12.5%	13.3%	12.3%
% of FP17s for the same patient ID Re-attending within 3 months - Adults	922	6,194	14.9%	18.0%	17.3%	16.7%
% of FP17s for the same patient ID Re-attending between 3 & 9 months - Children	937	1,328	70.6%	57.1%	58.9%	57.6%
% of FP17s for the same patient ID Re-attending between 3 & 9 months - Adults	3,325	6,194	53.7%	50.6%	52.2%	50.1%
% of FP17s for Band 1 Urgent Courses	147	7,427	2.0%	9.8%	9.2%	9.1%
% of FP17s Relating to Free Repair or Replacements	147	7,427	2.0%	1.0%	1.0%	0.8%
% of FP17s Relating to Continuations	251	7,427	3.4%	1.6%	1.4%	1.2%
% of Patients satisfied with the dentistry they have received	12	12	100.0%	93.7%	93.1%	92.8%
% of Patients satisfied with the time they had to wait for an appointment	11	12	91.7%	93.0%	89.5%	88.7%

* This is based on patients treated on this contract for their most recent course of treatment. Figures in italics indicate the base number of FP17s or Patient Questionnaire responses are less than 100. N/A is shown where the base number of responses is less than 10 during the period. % is calculated as Quantity/Base number*100

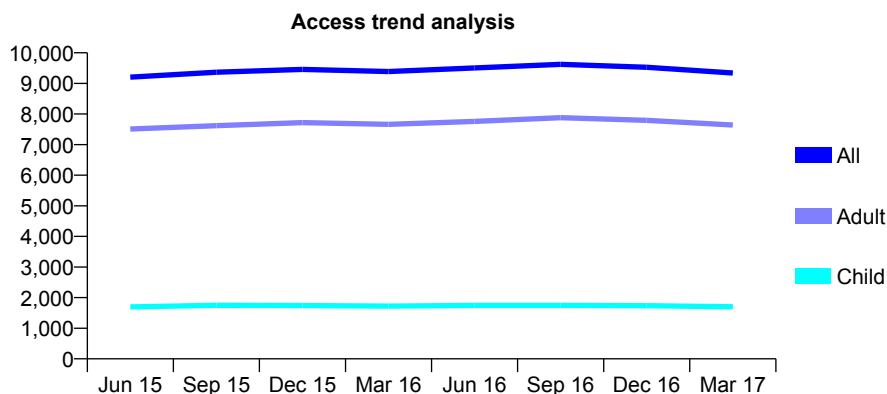
Q44 - Vital Signs At a Glance Contract Report for 725382/0002 - Year end March 2017

Name or company name	MR DG SPARKE
Contract type name	GDS Contract
Purpose of contract	General
Contract start date	01/04/2006
Contract end date	

16/17 Contracted general activity (UDA)	26,156
Carry forward general activity (UDA)	0
16/17 Contracted orthodontic activity (UOA)	0
Carry forward orthodontic activity (UOA)	0
Baseline contract value	£768,656.43

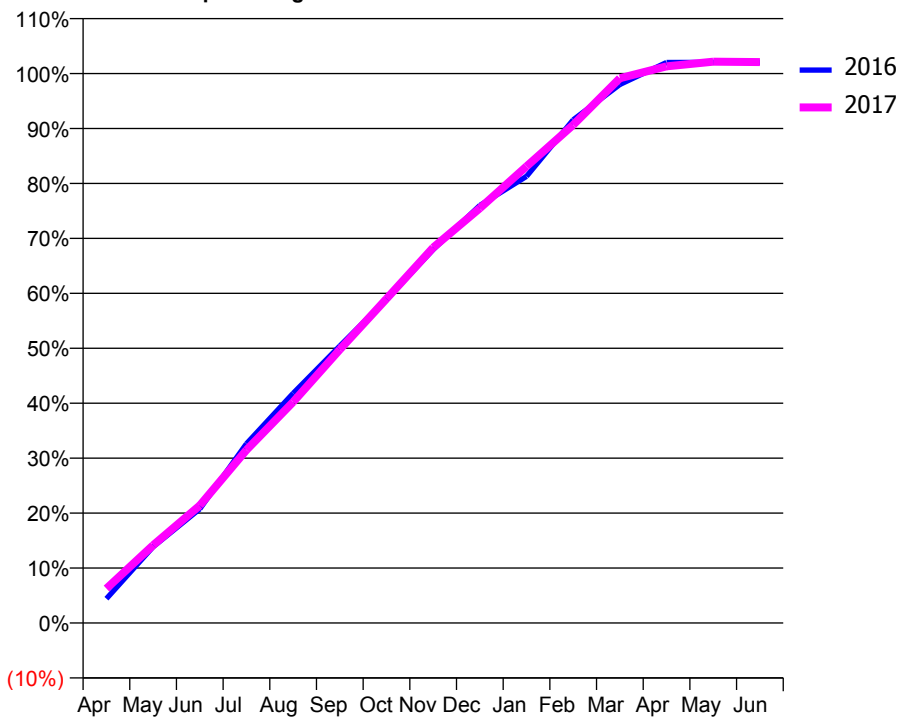
ACCESS*

Patients seen in 24 months	Total	Change since previous quarter
Quarter ending March 2016	9,387	
Quarter ending June 2016	9,507	→
Quarter ending September 2016	9,622	→
Quarter ending December 2016	9,529	→
Quarter ending March 2017	9,342	↓
Variance since March 2016	(0.5%)	→



ACTIVITY

Cumulative percentage of contracted UDA delivered 2016 & 2017



Adjusted Scheduled Activity (UDA)

Month	2016	2017
April	1,157	1,643
May	3,625	3,704
June	5,433	5,598
July	8,534	8,234
August	10,932	10,522
September	13,187	13,017
October	15,411	15,433
November	17,776	17,869
December	19,876	19,743
January	21,260	21,736
February	23,954	23,708
March	25,631	25,930
April	26,682	26,497
May	26,686	26,721
June	26,690	26,701

QUALITY

	Quantity	Base Number	Contract	AT	Region	England
% of FP17s for the same patient ID Re-attending within 3 months - Children	199	2,778	7.2%	12.5%	13.3%	12.3%
% of FP17s for the same patient ID Re-attending within 3 months - Adults	2,090	12,692	16.5%	18.0%	17.3%	16.7%
% of FP17s for the same patient ID Re-attending between 3 & 9 months - Children	1,862	2,778	67.0%	57.1%	58.9%	57.6%
% of FP17s for the same patient ID Re-attending between 3 & 9 months - Adults	7,279	12,692	57.4%	50.6%	52.2%	50.1%
% of FP17s for Band 1 Urgent Courses	755	14,931	5.1%	9.8%	9.2%	9.1%
% of FP17s Relating to Free Repair or Replacements	284	14,931	1.9%	1.0%	1.0%	0.8%
% of FP17s Relating to Continuations	535	14,931	3.6%	1.6%	1.4%	1.2%
% of Patients satisfied with the dentistry they have received	23	25	92.0%	93.7%	93.1%	92.8%
% of Patients satisfied with the time they had to wait for an appointment	23	25	92.0%	93.0%	89.5%	88.7%

* This is based on patients treated on this contract for their most recent course of treatment. Figures in italics indicate the base number of FP17s or Patient Questionnaire responses are less than 100. N/A is shown where the base number of responses is less than 10 during the period. % is calculated as Quantity/Base number*100

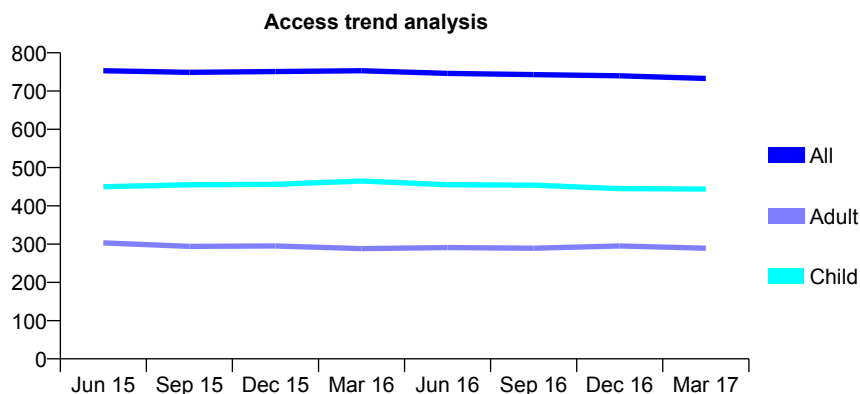
Q44 - Vital Signs At a Glance Contract Report for 725889/0001 - Year end March 2017

Name or company name	MR GD ROWE
Contract type name	PDS Contract
Purpose of contract	General
Contract start date	01/04/2006
Contract end date	31/03/2025

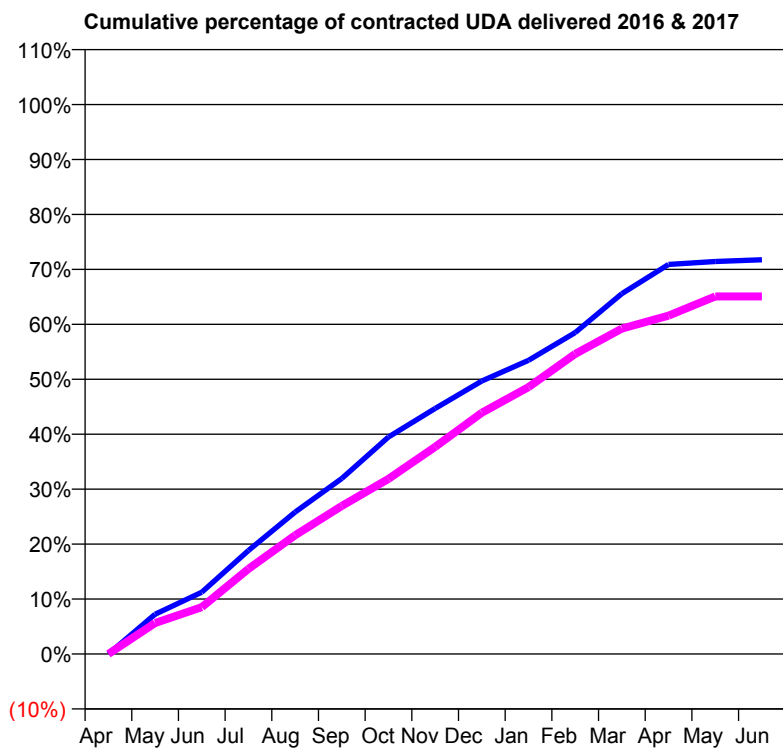
16/17 Contracted general activity (UDA)	2,220
Carry forward general activity (UDA)	0
16/17 Contracted orthodontic activity (UOA)	0
Carry forward orthodontic activity (UOA)	0
Baseline contract value	£46,771.08

ACCESS*

Patients seen in 24 months	Total	Change since previous quarter
Quarter ending March 2016	753	
Quarter ending June 2016	746	→
Quarter ending September 2016	743	→
Quarter ending December 2016	740	→
Quarter ending March 2017	733	→
Variance since March 2016	(2.7%)	↓



ACTIVITY



Month	Adjusted Scheduled Activity (UDA)	
	2016	2017
April	0	0
May	161	125
June	250	190
July	418	344
August	574	480
September	709	598
October	877	708
November	992	837
December	1,103	975
January	1,187	1,078
February	1,299	1,212
March	1,456	1,315
April	1,574	1,367
May	1,586	1,444
June	1,593	1,444

QUALITY

	Quantity	Base Number	Contract	AT	Region	England
% of FP17s for the same patient ID Re-attending within 3 months - Children	81	609	13.3%	12.5%	13.3%	12.3%
% of FP17s for the same patient ID Re-attending within 3 months - Adults	37	281	13.2%	18.0%	17.3%	16.7%
% of FP17s for the same patient ID Re-attending between 3 & 9 months - Children	301	609	49.4%	57.1%	58.9%	57.6%
% of FP17s for the same patient ID Re-attending between 3 & 9 months - Adults	143	281	50.9%	50.6%	52.2%	50.1%
% of FP17s for Band 1 Urgent Courses	62	878	7.1%	9.8%	9.2%	9.1%
% of FP17s Relating to Free Repair or Replacements	0	878	0.0%	1.0%	1.0%	0.8%
% of FP17s Relating to Continuations	0	878	0.0%	1.6%	1.4%	1.2%
% of Patients satisfied with the dentistry they have received	1	1	N/A	93.7%	93.1%	92.8%
% of Patients satisfied with the time they had to wait for an appointment	1	1	N/A	93.0%	89.5%	88.7%

* This is based on patients treated on this contract for their most recent course of treatment. Figures in italics indicate the base number of FP17s or Patient Questionnaire responses are less than 100. N/A is shown where the base number of responses is less than 10 during the period. % is calculated as Quantity/Base number*100

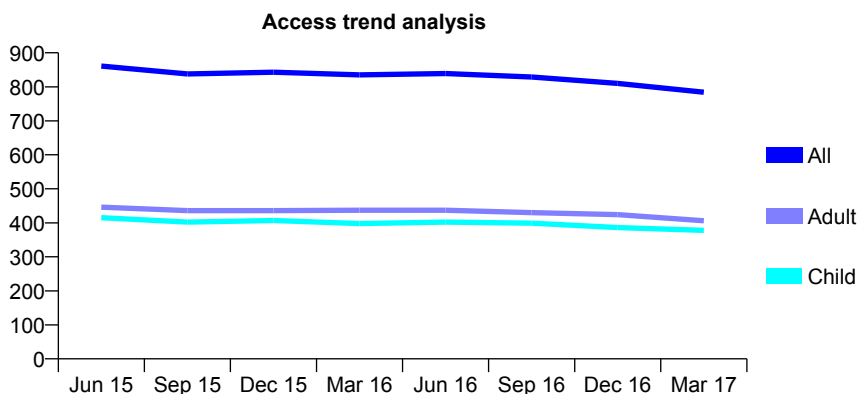
Q44 - Vital Signs At a Glance Contract Report for 732486/0001 - Year end March 2017

Name or company name	MR D BARCLAY
Contract type name	GDS Contract
Purpose of contract	General
Contract start date	01/04/2006
Contract end date	

16/17 Contracted general activity (UDA)	2,188
Carry forward general activity (UDA)	0
16/17 Contracted orthodontic activity (UOA)	0
Carry forward orthodontic activity (UOA)	0
Baseline contract value	£53,591.52

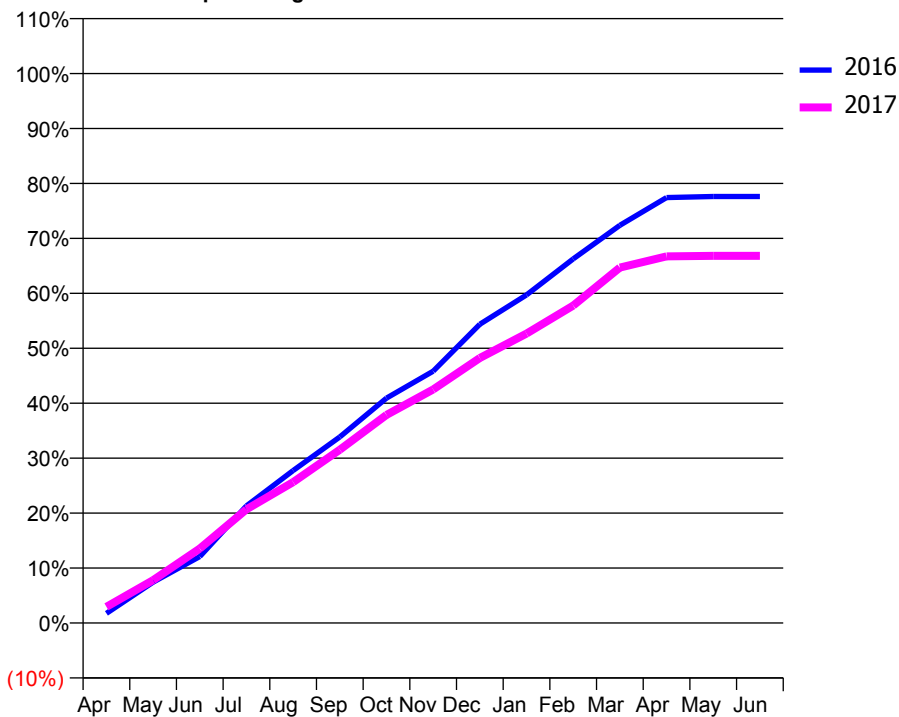
ACCESS*

Patients seen in 24 months	Total	Change since previous quarter
Quarter ending March 2016	835	
Quarter ending June 2016	839	→
Quarter ending September 2016	829	↓
Quarter ending December 2016	810	↓
Quarter ending March 2017	784	↓
Variance since March 2016	(6.1%)	↓



ACTIVITY

Cumulative percentage of contracted UDA delivered 2016 & 2017



Month	Adjusted Scheduled Activity (UDA)	
	2016	2017
April	39	65
May	163	171
June	265	296
July	466	452
August	607	561
September	741	690
October	895	828
November	1,003	930
December	1,189	1,055
January	1,306	1,152
February	1,450	1,264
March	1,584	1,415
April	1,694	1,460
May	1,698	1,462
June	1,698	1,462

QUALITY

	Quantity	Base Number	Contract	AT	Region	England
% of FP17s for the same patient ID Re-attending within 3 months - Children	43	637	6.8%	12.5%	13.3%	12.3%
% of FP17s for the same patient ID Re-attending within 3 months - Adults	36	426	8.5%	18.0%	17.3%	16.7%
% of FP17s for the same patient ID Re-attending between 3 & 9 months - Children	464	637	72.8%	57.1%	58.9%	57.6%
% of FP17s for the same patient ID Re-attending between 3 & 9 months - Adults	200	426	46.9%	50.6%	52.2%	50.1%
% of FP17s for Band 1 Urgent Courses	39	1,026	3.8%	9.8%	9.2%	9.1%
% of FP17s Relating to Free Repair or Replacements	0	1,026	0.0%	1.0%	1.0%	0.8%
% of FP17s Relating to Continuations	0	1,026	0.0%	1.6%	1.4%	1.2%
% of Patients satisfied with the dentistry they have received	3	3	N/A	93.7%	93.1%	92.8%
% of Patients satisfied with the time they had to wait for an appointment	3	3	N/A	93.0%	89.5%	88.7%

* This is based on patients treated on this contract for their most recent course of treatment. Figures in italics indicate the base number of FP17s or Patient Questionnaire responses are less than 100. N/A is shown where the base number of responses is less than 10 during the period. % is calculated as Quantity/Base number*100

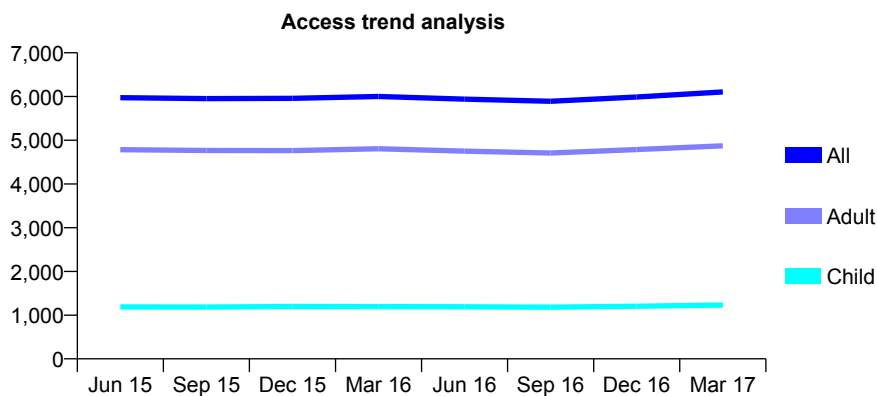
Q44 - Vital Signs At a Glance Contract Report for 733032/0001 - Year end March 2017

Name or company name	MR DP REEVES
Contract type name	GDS Contract
Purpose of contract	General
Contract start date	01/04/2006
Contract end date	

16/17 Contracted general activity (UDA)	16,536
Carry forward general activity (UDA)	28
16/17 Contracted orthodontic activity (UOA)	0
Carry forward orthodontic activity (UOA)	0
Baseline contract value	£508,306.01

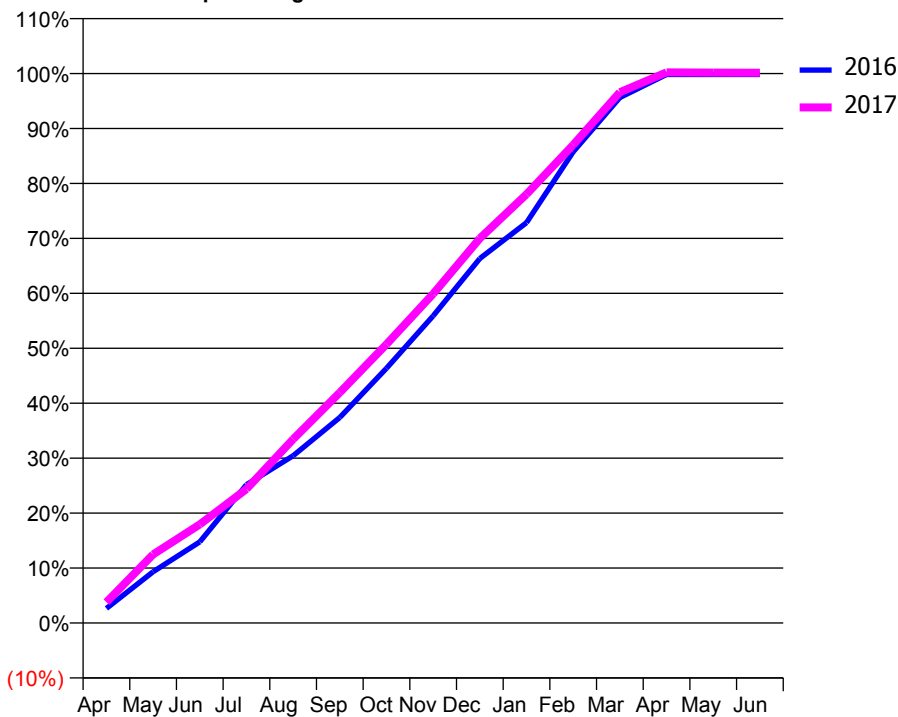
ACCESS*

Patients seen in 24 months	Total	Change since previous quarter
Quarter ending March 2016	6,000	
Quarter ending June 2016	5,941	→
Quarter ending September 2016	5,890	→
Quarter ending December 2016	5,989	→
Quarter ending March 2017	6,105	→
Variance since March 2016	1.8%	→



ACTIVITY

Cumulative percentage of contracted UDA delivered 2016 & 2017



Month	Adjusted Scheduled Activity (UDA)	
	2016	2017
April	440	630
May	1,542	2,064
June	2,441	2,967
July	4,165	4,029
August	5,033	5,533
September	6,186	6,938
October	7,668	8,389
November	9,243	9,905
December	10,969	11,573
January	12,047	12,905
February	14,180	14,389
March	15,813	15,971
April	16,508	16,572
May	16,508	16,562
June	16,508	16,560

QUALITY

	Quantity	Base Number	Contract	AT	Region	England
% of FP17s for the same patient ID Re-attending within 3 months - Children	125	1,900	6.6%	12.5%	13.3%	12.3%
% of FP17s for the same patient ID Re-attending within 3 months - Adults	832	6,885	12.1%	18.0%	17.3%	16.7%
% of FP17s for the same patient ID Re-attending between 3 & 9 months - Children	1,164	1,900	61.3%	57.1%	58.9%	57.6%
% of FP17s for the same patient ID Re-attending between 3 & 9 months - Adults	4,095	6,885	59.5%	50.6%	52.2%	50.1%
% of FP17s for Band 1 Urgent Courses	121	8,756	1.4%	9.8%	9.2%	9.1%
% of FP17s Relating to Free Repair or Replacements	105	8,756	1.2%	1.0%	1.0%	0.8%
% of FP17s Relating to Continuations	102	8,756	1.2%	1.6%	1.4%	1.2%
% of Patients satisfied with the dentistry they have received	21	21	100.0%	93.7%	93.1%	92.8%
% of Patients satisfied with the time they had to wait for an appointment	20	21	95.2%	93.0%	89.5%	88.7%

* This is based on patients treated on this contract for their most recent course of treatment. Figures in italics indicate the base number of FP17s or Patient Questionnaire responses are less than 100. N/A is shown where the base number of responses is less than 10 during the period. % is calculated as Quantity/Base number*100

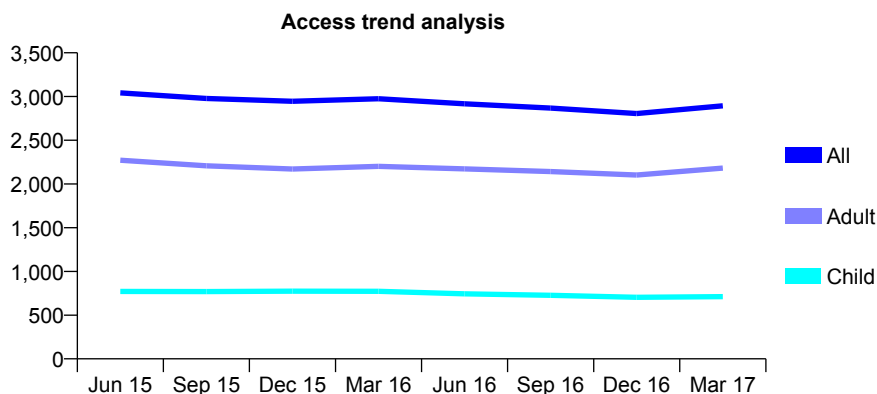
Q44 - Vital Signs At a Glance Contract Report for 739634/0001 - Year end March 2017

Name or company name	MISS KB RAW
Contract type name	GDS Contract
Purpose of contract	General
Contract start date	01/04/2006
Contract end date	

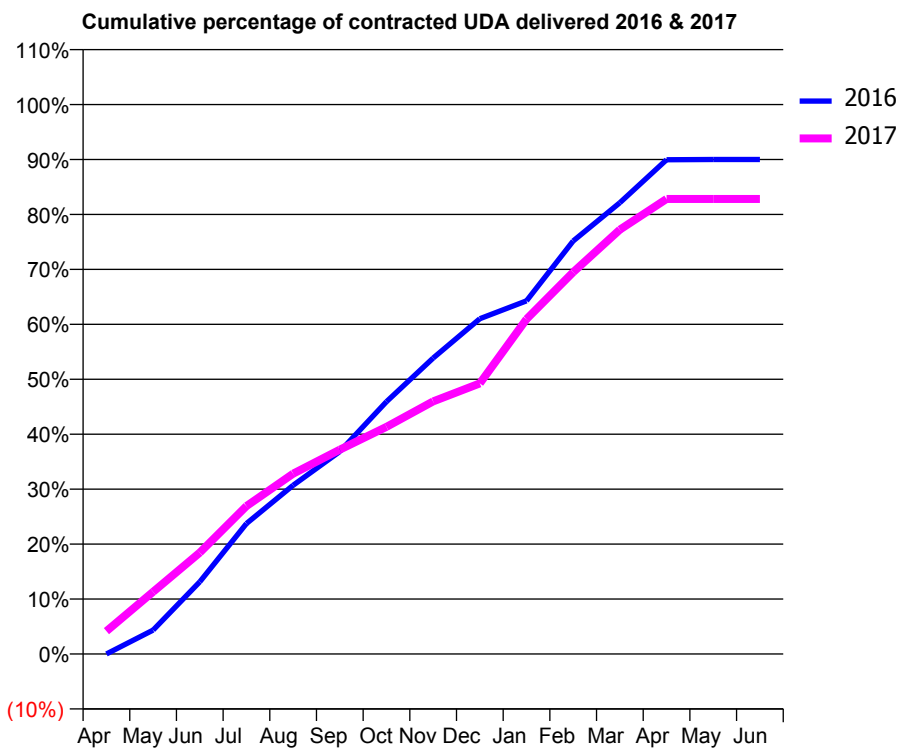
16/17 Contracted general activity (UDA)	10,500
Carry forward general activity (UDA)	0
16/17 Contracted orthodontic activity (UOA)	0
Carry forward orthodontic activity (UOA)	0
Baseline contract value	£247,584.30

ACCESS*

Patients seen in 24 months	Total	Change since previous quarter
Quarter ending March 2016	2,974	
Quarter ending June 2016	2,916	↓
Quarter ending September 2016	2,868	↓
Quarter ending December 2016	2,806	↓
Quarter ending March 2017	2,894	↑
Variance since March 2016	(2.7%)	↓



ACTIVITY



Month	Adjusted Scheduled Activity (UDA)	
	2016	2017
April	0	436
May	458	1,188
June	1,380	1,937
July	2,493	2,827
August	3,225	3,445
September	3,870	3,905
October	4,823	4,340
November	5,655	4,826
December	6,408	5,171
January	6,747	6,399
February	7,892	7,296
March	8,623	8,108
April	9,445	8,696
May	9,448	8,696
June	9,449	8,696

QUALITY

	Quantity	Base Number	Contract	AT	Region	England
% of FP17s for the same patient ID Re-attending within 3 months - Children	100	1,165	8.6%	12.5%	13.3%	12.3%
% of FP17s for the same patient ID Re-attending within 3 months - Adults	539	3,142	17.2%	18.0%	17.3%	16.7%
% of FP17s for the same patient ID Re-attending between 3 & 9 months - Children	720	1,165	61.8%	57.1%	58.9%	57.6%
% of FP17s for the same patient ID Re-attending between 3 & 9 months - Adults	1,604	3,142	51.1%	50.6%	52.2%	50.1%
% of FP17s for Band 1 Urgent Courses	413	4,148	10.0%	9.8%	9.2%	9.1%
% of FP17s Relating to Free Repair or Replacements	88	4,148	2.1%	1.0%	1.0%	0.8%
% of FP17s Relating to Continuations	15	4,148	0.4%	1.6%	1.4%	1.2%
% of Patients satisfied with the dentistry they have received	5	5	N/A	93.7%	93.1%	92.8%
% of Patients satisfied with the time they had to wait for an appointment	4	5	N/A	93.0%	89.5%	88.7%

* This is based on patients treated on this contract for their most recent course of treatment. Figures in italics indicate the base number of FP17s or Patient Questionnaire responses are less than 100. N/A is shown where the base number of responses is less than 10 during the period. % is calculated as Quantity/Base number*100

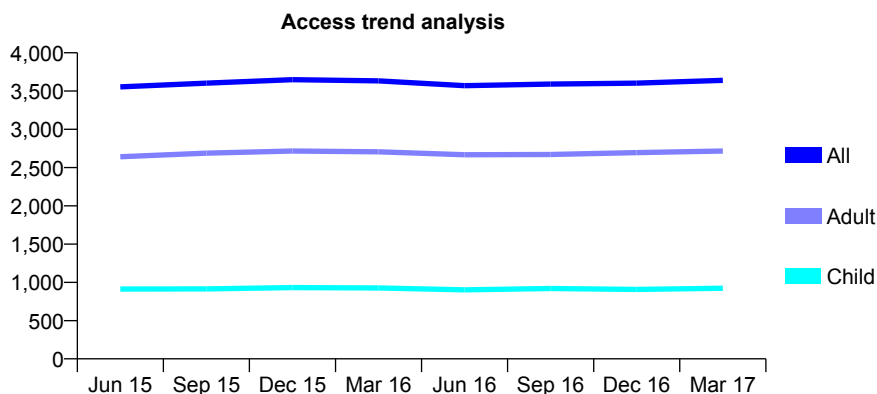
Q44 - Vital Signs At a Glance Contract Report for 742953/0001 - Year end March 2017

Name or company name	MRS CE ROBERTS
Contract type name	GDS Contract
Purpose of contract	General
Contract start date	01/04/2006
Contract end date	

16/17 Contracted general activity (UDA)	12,000
Carry forward general activity (UDA)	411
16/17 Contracted orthodontic activity (UOA)	0
Carry forward orthodontic activity (UOA)	0
Baseline contract value	£283,705.21

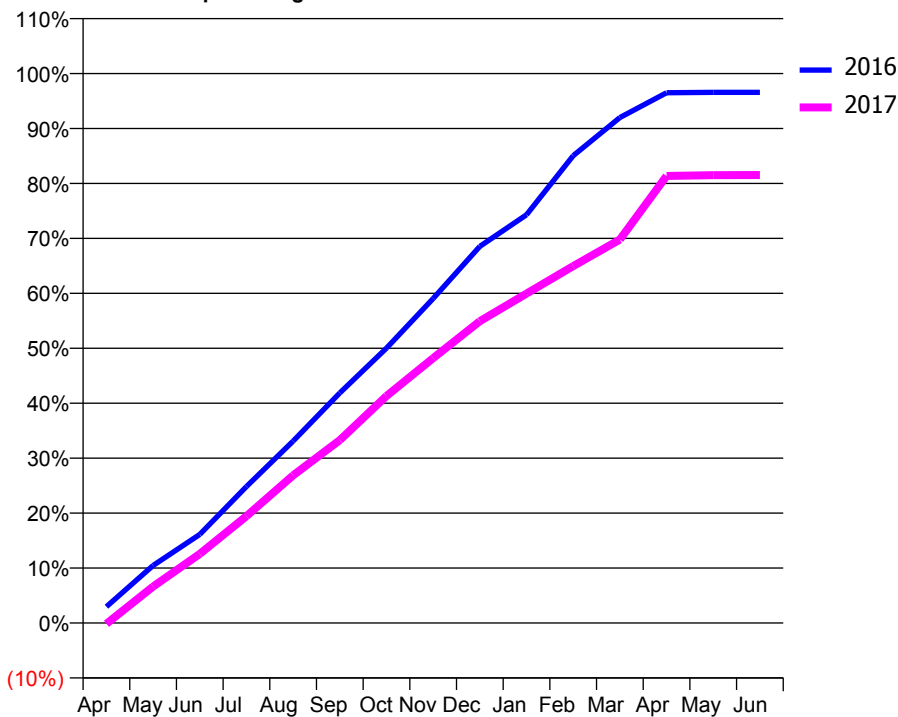
ACCESS*

Patients seen in 24 months	Total	Change since previous quarter
Quarter ending March 2016	3,633	
Quarter ending June 2016	3,570	↓
Quarter ending September 2016	3,591	→
Quarter ending December 2016	3,604	→
Quarter ending March 2017	3,640	→
Variance since March 2016	0.2%	→



ACTIVITY

Cumulative percentage of contracted UDA delivered 2016 & 2017



Adjusted Scheduled Activity (UDA)

Month	2016	2017
April	356	-19
May	1,255	797
June	1,934	1,510
July	2,980	2,335
August	3,973	3,224
September	5,025	3,995
October	6,004	4,957
November	7,086	5,784
December	8,226	6,590
January	8,915	7,194
February	10,206	7,794
March	11,039	8,374
April	11,581	9,762
May	11,589	9,781
June	11,589	9,783

QUALITY

	Quantity	Base Number	Contract	AT	Region	England
% of FP17s for the same patient ID Re-attending within 3 months - Children	130	1,450	9.0%	12.5%	13.3%	12.3%
% of FP17s for the same patient ID Re-attending within 3 months - Adults	727	4,054	17.9%	18.0%	17.3%	16.7%
% of FP17s for the same patient ID Re-attending between 3 & 9 months - Children	1,034	1,450	71.3%	57.1%	58.9%	57.6%
% of FP17s for the same patient ID Re-attending between 3 & 9 months - Adults	2,529	4,054	62.4%	50.6%	52.2%	50.1%
% of FP17s for Band 1 Urgent Courses	435	5,929	7.3%	9.8%	9.2%	9.1%
% of FP17s Relating to Free Repair or Replacements	111	5,929	1.9%	1.0%	1.0%	0.8%
% of FP17s Relating to Continuations	19	5,929	0.3%	1.6%	1.4%	1.2%
% of Patients satisfied with the dentistry they have received	6	7	N/A	93.7%	93.1%	92.8%
% of Patients satisfied with the time they had to wait for an appointment	6	7	N/A	93.0%	89.5%	88.7%

* This is based on patients treated on this contract for their most recent course of treatment. Figures in italics indicate the base number of FP17s or Patient Questionnaire responses are less than 100. N/A is shown where the base number of responses is less than 10 during the period. % is calculated as Quantity/Base number*100

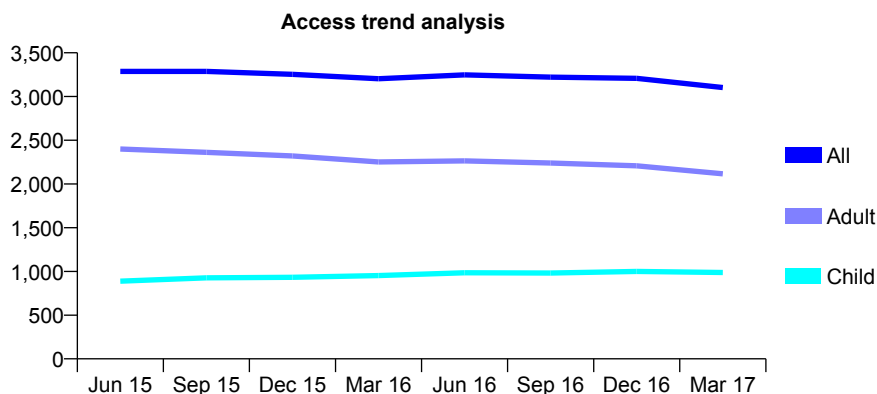
Q44 - Vital Signs At a Glance Contract Report for 745235/0001 - Year end March 2017

Name or company name	MR ML GIBSON
Contract type name	GDS Contract
Purpose of contract	General
Contract start date	01/04/2006
Contract end date	

16/17 Contracted general activity (UDA)	9,352
Carry forward general activity (UDA)	133
16/17 Contracted orthodontic activity (UOA)	0
Carry forward orthodontic activity (UOA)	0
Baseline contract value	£286,671.19

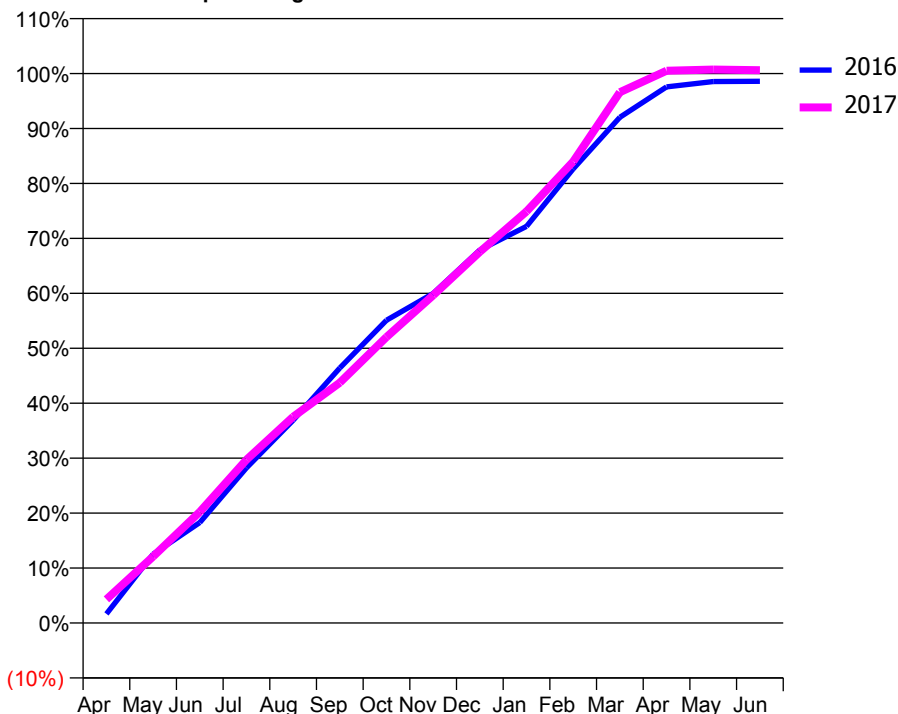
ACCESS*

Patients seen in 24 months	Total	Change since previous quarter
Quarter ending March 2016	3,203	
Quarter ending June 2016	3,248	→
Quarter ending September 2016	3,221	→
Quarter ending December 2016	3,208	→
Quarter ending March 2017	3,103	↓
Variance since March 2016	(3.1%)	↓



ACTIVITY

Cumulative percentage of contracted UDA delivered 2016 & 2017



Adjusted Scheduled Activity (UDA)

Month	2016	2017
April	156	403
May	1,172	1,130
June	1,711	1,892
July	2,640	2,778
August	3,451	3,509
September	4,341	4,090
October	5,153	4,867
November	5,608	5,577
December	6,350	6,316
January	6,749	7,005
February	7,729	7,854
March	8,606	9,033
April	9,124	9,399
May	9,216	9,419
June	9,219	9,408

QUALITY

	Quantity	Base Number	Contract	AT	Region	England
% of FP17s for the same patient ID Re-attending within 3 months - Children	107	1,374	7.8%	12.5%	13.3%	12.3%
% of FP17s for the same patient ID Re-attending within 3 months - Adults	639	3,083	20.7%	18.0%	17.3%	16.7%
% of FP17s for the same patient ID Re-attending between 3 & 9 months - Children	747	1,374	54.4%	57.1%	58.9%	57.6%
% of FP17s for the same patient ID Re-attending between 3 & 9 months - Adults	1,189	3,083	38.6%	50.6%	52.2%	50.1%
% of FP17s for Band 1 Urgent Courses	760	4,377	17.4%	9.8%	9.2%	9.1%
% of FP17s Relating to Free Repair or Replacements	22	4,377	0.5%	1.0%	1.0%	0.8%
% of FP17s Relating to Continuations	48	4,377	1.1%	1.6%	1.4%	1.2%
% of Patients satisfied with the dentistry they have received	7	8	N/A	93.7%	93.1%	92.8%
% of Patients satisfied with the time they had to wait for an appointment	5	8	N/A	93.0%	89.5%	88.7%

* This is based on patients treated on this contract for their most recent course of treatment. Figures in italics indicate the base number of FP17s or Patient Questionnaire responses are less than 100. N/A is shown where the base number of responses is less than 10 during the period. % is calculated as Quantity/Base number*100

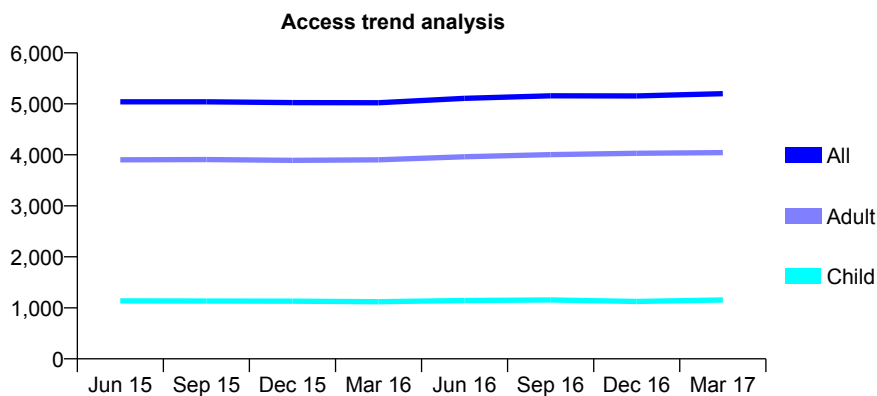
Q44 - Vital Signs At a Glance Contract Report for 746266/0001 - Year end March 2017

Name or company name	MR JK EVANS
Contract type name	GDS Contract
Purpose of contract	General
Contract start date	01/04/2006
Contract end date	

16/17 Contracted general activity (UDA)	15,264
Carry forward general activity (UDA)	0
16/17 Contracted orthodontic activity (UOA)	0
Carry forward orthodontic activity (UOA)	0
Baseline contract value	£465,802.44

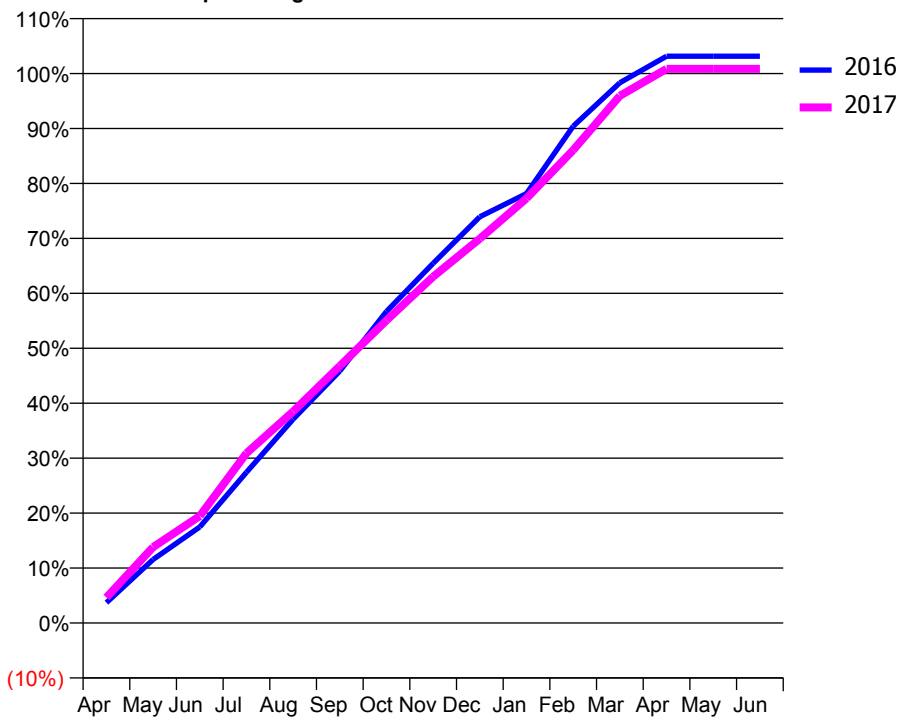
ACCESS*

Patients seen in 24 months	Total	Change since previous quarter
Quarter ending March 2016	5,022	
Quarter ending June 2016	5,106	→
Quarter ending September 2016	5,157	→
Quarter ending December 2016	5,155	→
Quarter ending March 2017	5,198	→
Variance since March 2016	3.5%	↑



ACTIVITY

Cumulative percentage of contracted UDA delivered 2016 & 2017



Month	Adjusted Scheduled Activity (UDA)	
	2016	2017
April	564	709
May	1,765	2,111
June	2,670	2,972
July	4,188	4,719
August	5,662	5,878
September	7,001	7,140
October	8,656	8,407
November	9,992	9,621
December	11,286	10,676
January	11,931	11,794
February	13,800	13,138
March	15,007	14,643
April	15,744	15,392
May	15,745	15,394
June	15,745	15,394

QUALITY

	Quantity	Base Number	Contract	AT	Region	England
% of FP17s for the same patient ID Re-attending within 3 months - Children	138	1,624	8.5%	12.5%	13.3%	12.3%
% of FP17s for the same patient ID Re-attending within 3 months - Adults	1,113	6,138	18.1%	18.0%	17.3%	16.7%
% of FP17s for the same patient ID Re-attending between 3 & 9 months - Children	902	1,624	55.5%	57.1%	58.9%	57.6%
% of FP17s for the same patient ID Re-attending between 3 & 9 months - Adults	3,246	6,138	52.9%	50.6%	52.2%	50.1%
% of FP17s for Band 1 Urgent Courses	909	7,754	11.7%	9.8%	9.2%	9.1%
% of FP17s Relating to Free Repair or Replacements	54	7,754	0.7%	1.0%	1.0%	0.8%
% of FP17s Relating to Continuations	172	7,754	2.2%	1.6%	1.4%	1.2%
% of Patients satisfied with the dentistry they have received	11	11	100.0%	93.7%	93.1%	92.8%
% of Patients satisfied with the time they had to wait for an appointment	10	11	90.9%	93.0%	89.5%	88.7%

* This is based on patients treated on this contract for their most recent course of treatment. Figures in italics indicate the base number of FP17s or Patient Questionnaire responses are less than 100. N/A is shown where the base number of responses is less than 10 during the period. % is calculated as Quantity/Base number*100

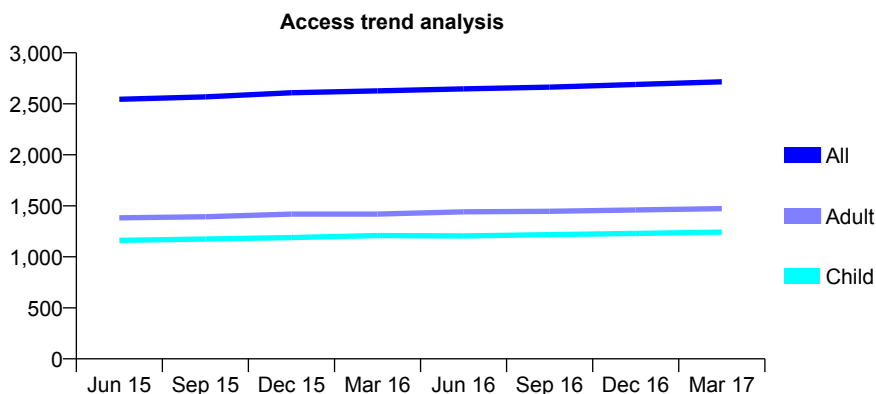
Q44 - Vital Signs At a Glance Contract Report for 746495/0001 - Year end March 2017

Name or company name	MR RS HANDLEY
Contract type name	GDS Contract
Purpose of contract	General
Contract start date	01/04/2006
Contract end date	

16/17 Contracted general activity (UDA)	6,824
Carry forward general activity (UDA)	164
16/17 Contracted orthodontic activity (UOA)	0
Carry forward orthodontic activity (UOA)	0
Baseline contract value	£179,417.04

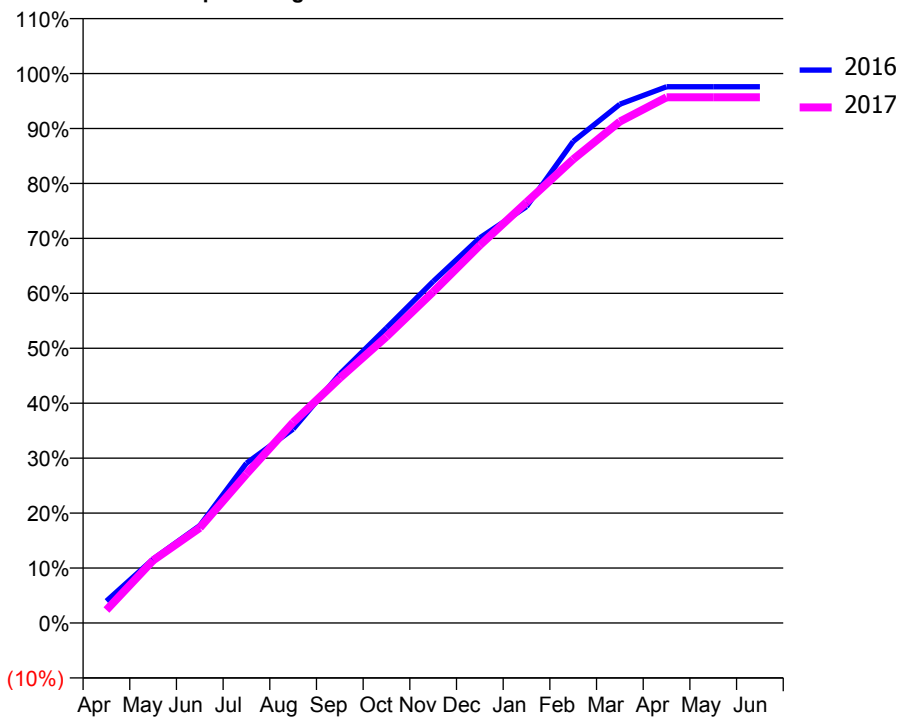
ACCESS*

Patients seen in 24 months	Total	Change since previous quarter
Quarter ending March 2016	2,627	
Quarter ending June 2016	2,646	→
Quarter ending September 2016	2,664	→
Quarter ending December 2016	2,689	→
Quarter ending March 2017	2,716	→
Variance since March 2016	3.4%	↑



ACTIVITY

Cumulative percentage of contracted UDA delivered 2016 & 2017



Month	Adjusted Scheduled Activity (UDA)	
	2016	2017
April	272	161
May	795	778
June	1,210	1,181
July	1,985	1,850
August	2,408	2,491
September	3,093	3,042
October	3,664	3,556
November	4,242	4,113
December	4,783	4,691
January	5,172	5,225
February	5,981	5,759
March	6,443	6,227
April	6,659	6,529
May	6,660	6,529
June	6,660	6,529

QUALITY

	Quantity	Base Number	Contract	AT	Region	England
% of FP17s for the same patient ID Re-attending within 3 months - Children	178	2,173	8.2%	12.5%	13.3%	12.3%
% of FP17s for the same patient ID Re-attending within 3 months - Adults	306	2,251	13.6%	18.0%	17.3%	16.7%
% of FP17s for the same patient ID Re-attending between 3 & 9 months - Children	1,522	2,173	70.0%	57.1%	58.9%	57.6%
% of FP17s for the same patient ID Re-attending between 3 & 9 months - Adults	1,528	2,251	67.9%	50.6%	52.2%	50.1%
% of FP17s for Band 1 Urgent Courses	276	4,476	6.2%	9.8%	9.2%	9.1%
% of FP17s Relating to Free Repair or Replacements	34	4,476	0.8%	1.0%	1.0%	0.8%
% of FP17s Relating to Continuations	18	4,476	0.4%	1.6%	1.4%	1.2%
% of Patients satisfied with the dentistry they have received	11	11	100.0%	93.7%	93.1%	92.8%
% of Patients satisfied with the time they had to wait for an appointment	11	11	100.0%	93.0%	89.5%	88.7%

* This is based on patients treated on this contract for their most recent course of treatment. Figures in italics indicate the base number of FP17s or Patient Questionnaire responses are less than 100. N/A is shown where the base number of responses is less than 10 during the period. % is calculated as Quantity/Base number*100

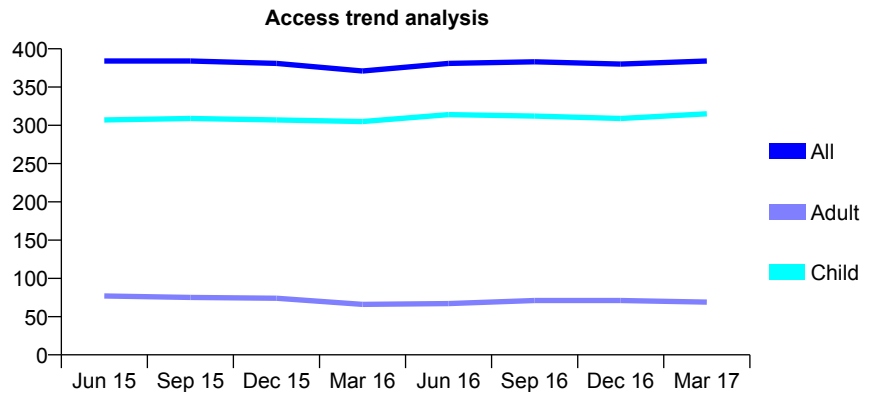
Q44 - Vital Signs At a Glance Contract Report for 751561/0001 - Year end March 2017

Name or company name	MR AA SHAH
Contract type name	GDS Contract
Purpose of contract	General
Contract start date	01/07/2006
Contract end date	

16/17 Contracted general activity (UDA)	800
Carry forward general activity (UDA)	0
16/17 Contracted orthodontic activity (UOA)	0
Carry forward orthodontic activity (UOA)	0
Baseline contract value	£17,957.77

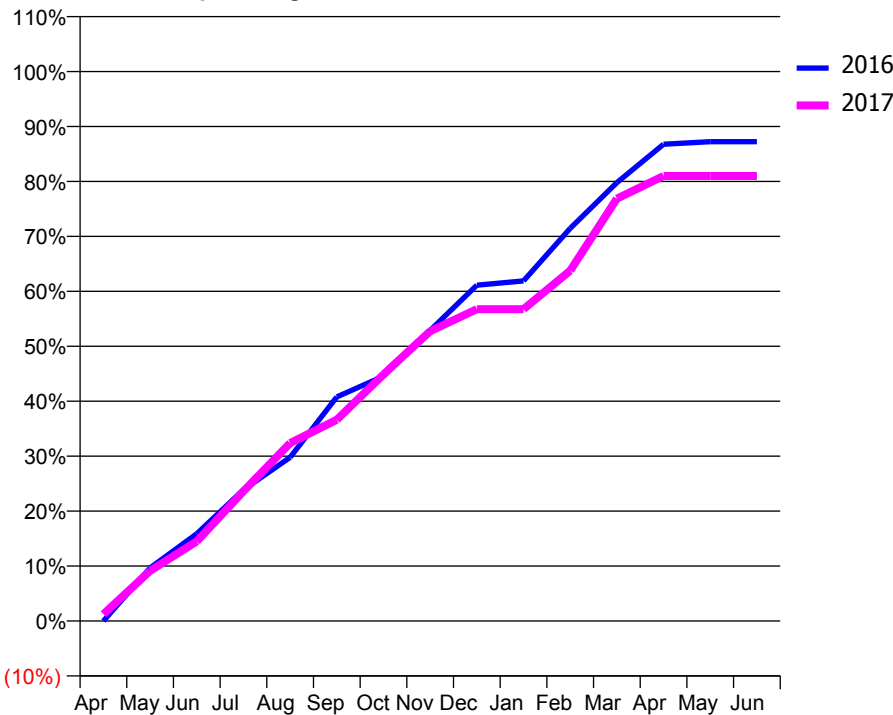
ACCESS*

Patients seen in 24 months	Total	Change since previous quarter
Quarter ending March 2016	371	
Quarter ending June 2016	381	↑
Quarter ending September 2016	383	→
Quarter ending December 2016	380	→
Quarter ending March 2017	384	→
Variance since March 2016	3.5%	↑



ACTIVITY

Cumulative percentage of contracted UDA delivered 2016 & 2017



Month	Adjusted Scheduled Activity (UDA)	
	2016	2017
April	0	10
May	87	73
June	143	116
July	215	189
August	268	259
September	367	293
October	401	359
November	476	422
December	550	454
January	557	454
February	643	510
March	718	615
April	781	648
May	785	648
June	785	648

QUALITY

	Quantity	Base Number	Contract	AT	Region	England
% of FP17s for the same patient ID Re-attending within 3 months - Children	21	496	4.2%	12.5%	13.3%	12.3%
% of FP17s for the same patient ID Re-attending within 3 months - Adults	1	34	2.9%	18.0%	17.3%	16.7%
% of FP17s for the same patient ID Re-attending between 3 & 9 months - Children	332	496	66.9%	57.1%	58.9%	57.6%
% of FP17s for the same patient ID Re-attending between 3 & 9 months - Adults	24	34	70.6%	50.6%	52.2%	50.1%
% of FP17s for Band 1 Urgent Courses	0	502	0.0%	9.8%	9.2%	9.1%
% of FP17s Relating to Free Repair or Replacements	0	502	0.0%	1.0%	1.0%	0.8%
% of FP17s Relating to Continuations	0	502	0.0%	1.6%	1.4%	1.2%
% of Patients satisfied with the dentistry they have received	1	1	N/A	93.7%	93.1%	92.8%
% of Patients satisfied with the time they had to wait for an appointment	1	1	N/A	93.0%	89.5%	88.7%

* This is based on patients treated on this contract for their most recent course of treatment. Figures in italics indicate the base number of FP17s or Patient Questionnaire responses are less than 100. N/A is shown where the base number of responses is less than 10 during the period. % is calculated as Quantity/Base number*100

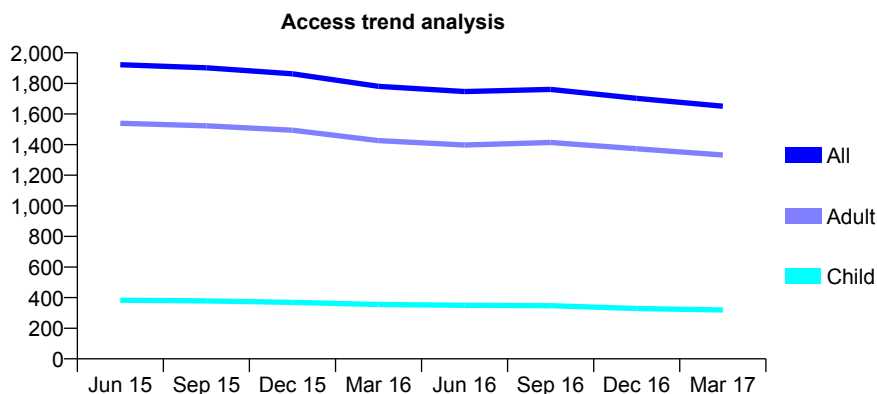
Q44 - Vital Signs At a Glance Contract Report for 762261/0001 - Year end March 2017

Name or company name	MR A ASHTAB
Contract type name	GDS Contract
Purpose of contract	General
Contract start date	01/04/2006
Contract end date	

16/17 Contracted general activity (UDA)	5,520
Carry forward general activity (UDA)	0
16/17 Contracted orthodontic activity (UOA)	0
Carry forward orthodontic activity (UOA)	0
Baseline contract value	£136,061.40

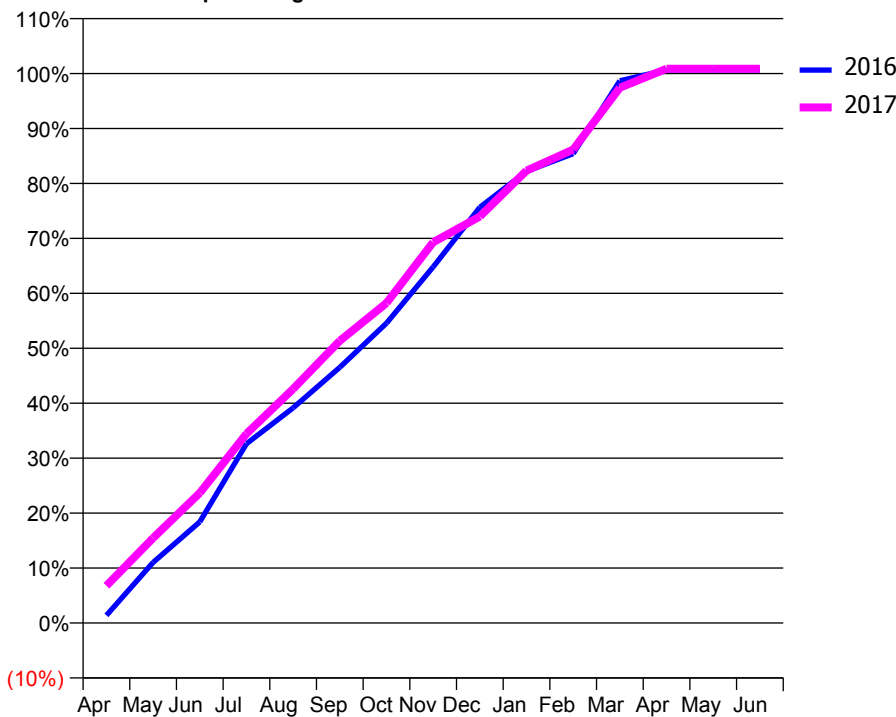
ACCESS*

Patients seen in 24 months	Total	Change since previous quarter
Quarter ending March 2016	1,781	
Quarter ending June 2016	1,747	↓
Quarter ending September 2016	1,761	→
Quarter ending December 2016	1,702	↓
Quarter ending March 2017	1,651	↓
Variance since March 2016	(7.3%)	↓



ACTIVITY

Cumulative percentage of contracted UDA delivered 2016 & 2017



Month	2016	2017
April	77	375
May	609	855
June	1,016	1,307
July	1,802	1,901
August	2,162	2,352
September	2,569	2,835
October	3,012	3,214
November	3,577	3,825
December	4,176	4,083
January	4,538	4,544
February	4,715	4,756
March	5,447	5,378
April	5,556	5,568
May	5,556	5,568
June	5,556	5,568

QUALITY

	Quantity	Base Number	Contract	AT	Region	England
% of FP17s for the same patient ID Re-attending within 3 months - Children	34	515	6.6%	12.5%	13.3%	12.3%
% of FP17s for the same patient ID Re-attending within 3 months - Adults	432	1,995	21.7%	18.0%	17.3%	16.7%
% of FP17s for the same patient ID Re-attending between 3 & 9 months - Children	312	515	60.6%	57.1%	58.9%	57.6%
% of FP17s for the same patient ID Re-attending between 3 & 9 months - Adults	935	1,995	46.9%	50.6%	52.2%	50.1%
% of FP17s for Band 1 Urgent Courses	220	2,529	8.7%	9.8%	9.2%	9.1%
% of FP17s Relating to Free Repair or Replacements	17	2,529	0.7%	1.0%	1.0%	0.8%
% of FP17s Relating to Continuations	15	2,529	0.6%	1.6%	1.4%	1.2%
% of Patients satisfied with the dentistry they have received	1	1	N/A	93.7%	93.1%	92.8%
% of Patients satisfied with the time they had to wait for an appointment	1	1	N/A	93.0%	89.5%	88.7%

* This is based on patients treated on this contract for their most recent course of treatment. Figures in italics indicate the base number of FP17s or Patient Questionnaire responses are less than 100. N/A is shown where the base number of responses is less than 10 during the period. % is calculated as Quantity/Base number*100

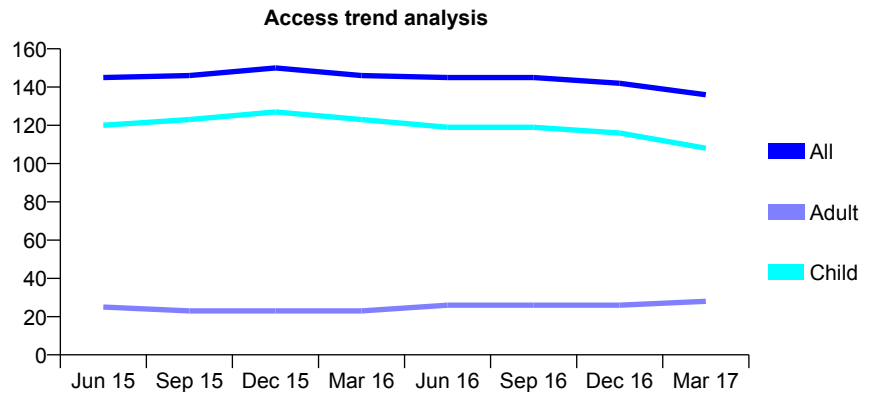
Q44 - Vital Signs At a Glance Contract Report for 766259/0001 - Year end March 2017

Name or company name	MRS A STRETTON
Contract type name	GDS Contract
Purpose of contract	General
Contract start date	19/11/2010
Contract end date	

16/17 Contracted general activity (UDA)	781
Carry forward general activity (UDA)	0
16/17 Contracted orthodontic activity (UOA)	0
Carry forward orthodontic activity (UOA)	0
Baseline contract value	£18,191.45

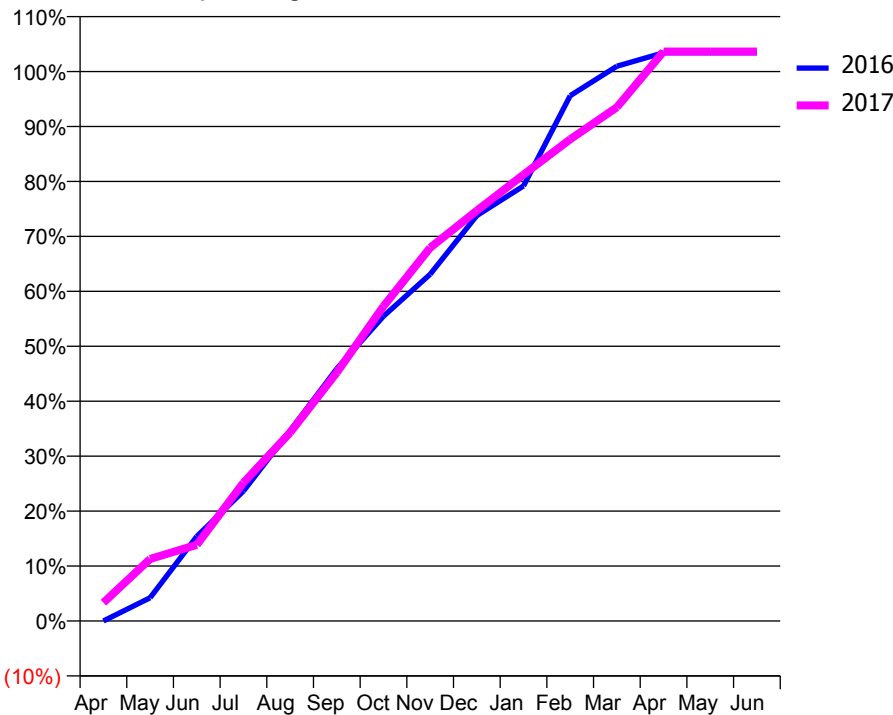
ACCESS*

Patients seen in 24 months	Total	Change since previous quarter
Quarter ending March 2016	146	
Quarter ending June 2016	145	→
Quarter ending September 2016	145	→
Quarter ending December 2016	142	↓
Quarter ending March 2017	136	↓
Variance since March 2016	(6.8%)	↓



ACTIVITY

Cumulative percentage of contracted UDA delivered 2016 & 2017



Month	Adjusted Scheduled Activity (UDA)	
	2016	2017
April	0	26
May	33	88
June	120	108
July	185	197
August	271	268
September	359	353
October	433	447
November	493	531
December	576	583
January	618	634
February	747	685
March	789	730
April	808	809
May	808	809
June	808	809

QUALITY

	Quantity	Base Number	Contract	AT	Region	England
% of FP17s for the same patient ID Re-attending within 3 months - Children	61	278	21.9%	12.5%	13.3%	12.3%
% of FP17s for the same patient ID Re-attending within 3 months - Adults	9	40	22.5%	18.0%	17.3%	16.7%
% of FP17s for the same patient ID Re-attending between 3 & 9 months - Children	190	278	68.3%	57.1%	58.9%	57.6%
% of FP17s for the same patient ID Re-attending between 3 & 9 months - Adults	29	40	72.5%	50.6%	52.2%	50.1%
% of FP17s for Band 1 Urgent Courses	17	327	5.2%	9.8%	9.2%	9.1%
% of FP17s Relating to Free Repair or Replacements	0	327	0.0%	1.0%	1.0%	0.8%
% of FP17s Relating to Continuations	5	327	1.5%	1.6%	1.4%	1.2%
% of Patients satisfied with the dentistry they have received	0	0	N/A	93.7%	93.1%	92.8%
% of Patients satisfied with the time they had to wait for an appointment	0	0	N/A	93.0%	89.5%	88.7%

* This is based on patients treated on this contract for their most recent course of treatment. Figures in italics indicate the base number of FP17s or Patient Questionnaire responses are less than 100. N/A is shown where the base number of responses is less than 10 during the period. % is calculated as Quantity/Base number*100

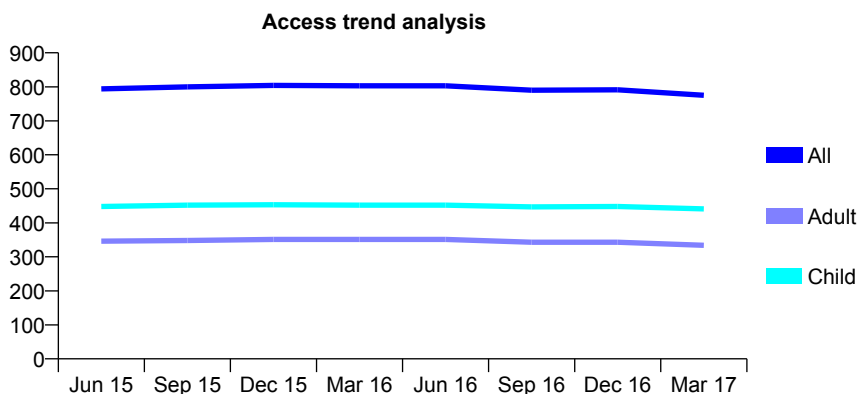
Q44 - Vital Signs At a Glance Contract Report for 803758/0001 - Year end March 2017

Name or company name	White Friars House Dental Practice
Contract type name	GDS Contract
Purpose of contract	General
Contract start date	01/04/2006
Contract end date	

16/17 Contracted general activity (UDA)	3,000
Carry forward general activity (UDA)	0
16/17 Contracted orthodontic activity (UOA)	0
Carry forward orthodontic activity (UOA)	0
Baseline contract value	£59,523.22

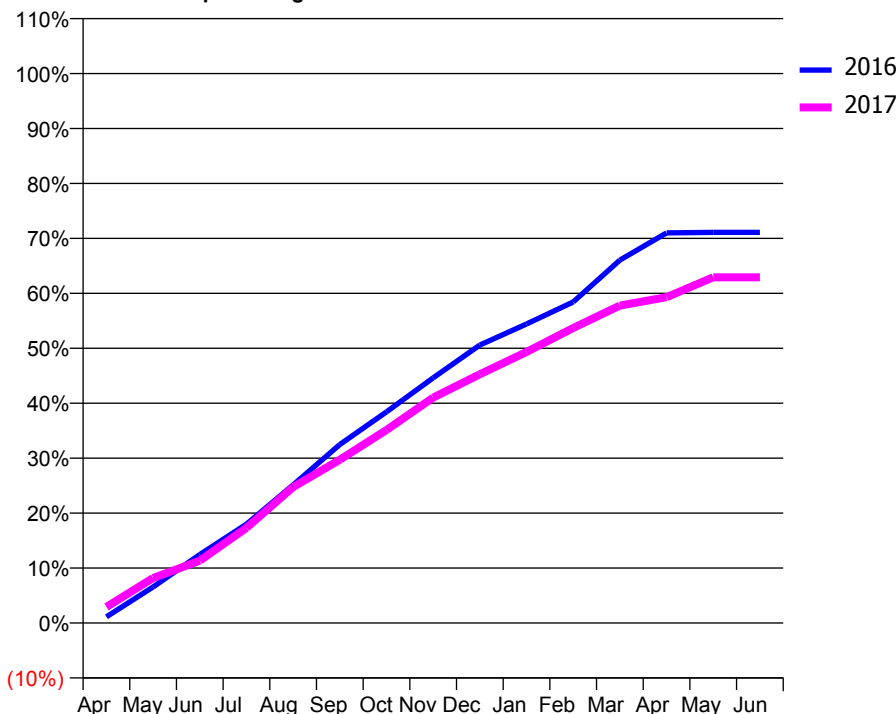
ACCESS*

Patients seen in 24 months	Total	Change since previous quarter
Quarter ending March 2016	803	
Quarter ending June 2016	803	→
Quarter ending September 2016	790	↓
Quarter ending December 2016	791	→
Quarter ending March 2017	775	↓
Variance since March 2016	(3.5%)	↓



ACTIVITY

Cumulative percentage of contracted UDA delivered 2016 & 2017



Adjusted Scheduled Activity (UDA)

Month	2016	2017
April	34	88
May	197	246
June	374	341
July	540	520
August	754	742
September	974	892
October	1,153	1,054
November	1,339	1,231
December	1,518	1,358
January	1,633	1,479
February	1,753	1,611
March	1,981	1,733
April	2,130	1,779
May	2,133	1,888
June	2,133	1,888

QUALITY

	Quantity	Base Number	Contract	AT	Region	England
% of FP17s for the same patient ID Re-attending within 3 months - Children	50	631	7.9%	12.5%	13.3%	12.3%
% of FP17s for the same patient ID Re-attending within 3 months - Adults	85	397	21.4%	18.0%	17.3%	16.7%
% of FP17s for the same patient ID Re-attending between 3 & 9 months - Children	353	631	55.9%	57.1%	58.9%	57.6%
% of FP17s for the same patient ID Re-attending between 3 & 9 months - Adults	177	397	44.6%	50.6%	52.2%	50.1%
% of FP17s for Band 1 Urgent Courses	73	1,019	7.2%	9.8%	9.2%	9.1%
% of FP17s Relating to Free Repair or Replacements	0	1,019	0.0%	1.0%	1.0%	0.8%
% of FP17s Relating to Continuations	1	1,019	0.1%	1.6%	1.4%	1.2%
% of Patients satisfied with the dentistry they have received	1	2	N/A	93.7%	93.1%	92.8%
% of Patients satisfied with the time they had to wait for an appointment	1	2	N/A	93.0%	89.5%	88.7%

* This is based on patients treated on this contract for their most recent course of treatment. Figures in italics indicate the base number of FP17s or Patient Questionnaire responses are less than 100. N/A is shown where the base number of responses is less than 10 during the period. % is calculated as Quantity/Base number*100

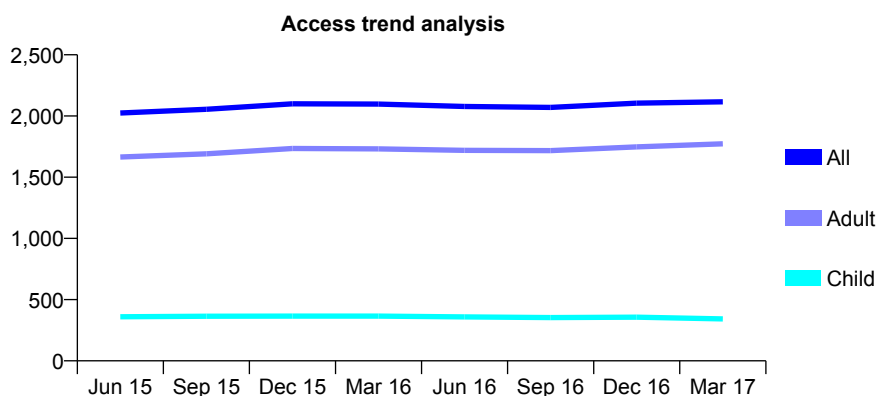
Q44 - Vital Signs At a Glance Contract Report for 804770/0001 - Year end March 2017

Name or company name	MR GR HALL
Contract type name	GDS Contract
Purpose of contract	General
Contract start date	01/04/2006
Contract end date	

16/17 Contracted general activity (UDA)	7,381
Carry forward general activity (UDA)	0
16/17 Contracted orthodontic activity (UOA)	0
Carry forward orthodontic activity (UOA)	0
Baseline contract value	£180,839.05

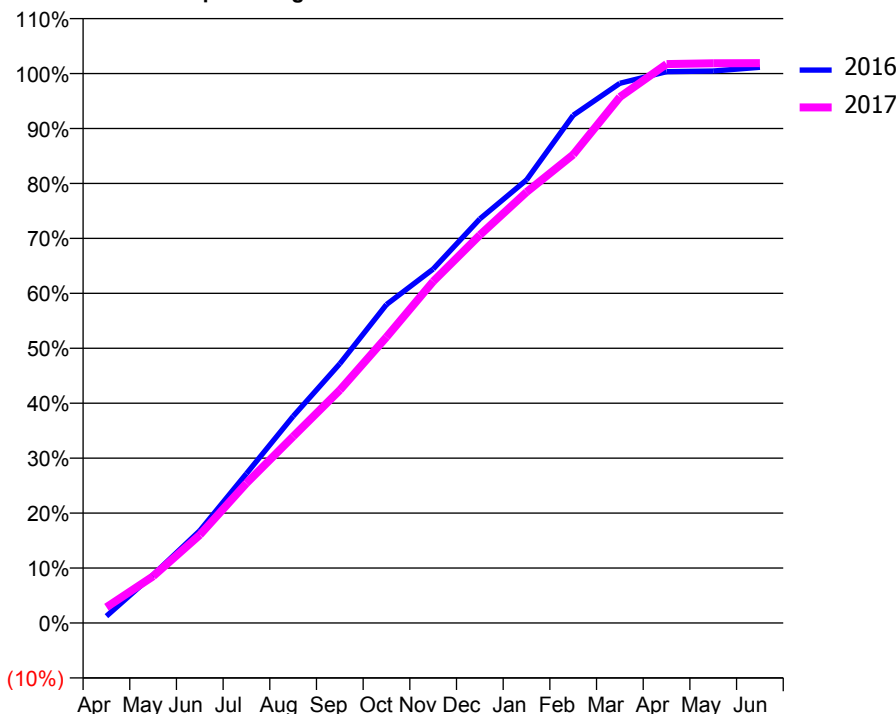
ACCESS*

Patients seen in 24 months	Total	Change since previous quarter
Quarter ending March 2016	2,097	
Quarter ending June 2016	2,078	→
Quarter ending September 2016	2,070	→
Quarter ending December 2016	2,105	→
Quarter ending March 2017	2,116	→
Variance since March 2016	0.9%	→



ACTIVITY

Cumulative percentage of contracted UDA delivered 2016 & 2017



Adjusted Scheduled Activity (UDA)

Month	2016	2017
April	92	212
May	648	629
June	1,240	1,184
July	2,006	1,878
August	2,778	2,505
September	3,484	3,128
October	4,278	3,842
November	4,754	4,588
December	5,427	5,211
January	5,952	5,787
February	6,819	6,291
March	7,250	7,066
April	7,405	7,508
May	7,414	7,518
June	7,465	7,521

QUALITY

	Quantity	Base Number	Contract	AT	Region	England
% of FP17s for the same patient ID Re-attending within 3 months - Children	30	546	5.5%	12.5%	13.3%	12.3%
% of FP17s for the same patient ID Re-attending within 3 months - Adults	509	3,030	16.8%	18.0%	17.3%	16.7%
% of FP17s for the same patient ID Re-attending between 3 & 9 months - Children	356	546	65.2%	57.1%	58.9%	57.6%
% of FP17s for the same patient ID Re-attending between 3 & 9 months - Adults	1,826	3,030	60.3%	50.6%	52.2%	50.1%
% of FP17s for Band 1 Urgent Courses	41	3,679	1.1%	9.8%	9.2%	9.1%
% of FP17s Relating to Free Repair or Replacements	17	3,679	0.5%	1.0%	1.0%	0.8%
% of FP17s Relating to Continuations	70	3,679	1.9%	1.6%	1.4%	1.2%
% of Patients satisfied with the dentistry they have received	12	12	100.0%	93.7%	93.1%	92.8%
% of Patients satisfied with the time they had to wait for an appointment	12	12	100.0%	93.0%	89.5%	88.7%

* This is based on patients treated on this contract for their most recent course of treatment. Figures in italics indicate the base number of FP17s or Patient Questionnaire responses are less than 100. N/A is shown where the base number of responses is less than 10 during the period. % is calculated as Quantity/Base number*100

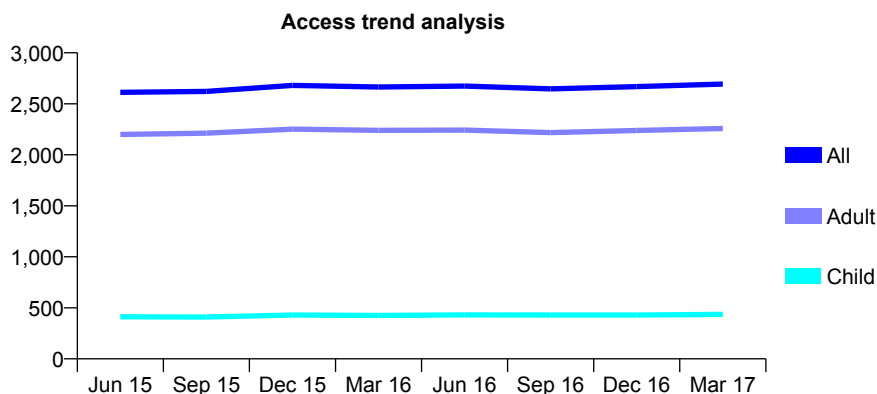
Q44 - Vital Signs At a Glance Contract Report for 810908/0001 - Year end March 2017

Name or company name	MR TW WOODS
Contract type name	GDS Contract
Purpose of contract	General
Contract start date	01/04/2006
Contract end date	

16/17 Contracted general activity (UDA)	7,519
Carry forward general activity (UDA)	0
16/17 Contracted orthodontic activity (UOA)	0
Carry forward orthodontic activity (UOA)	0
Baseline contract value	£185,657.50

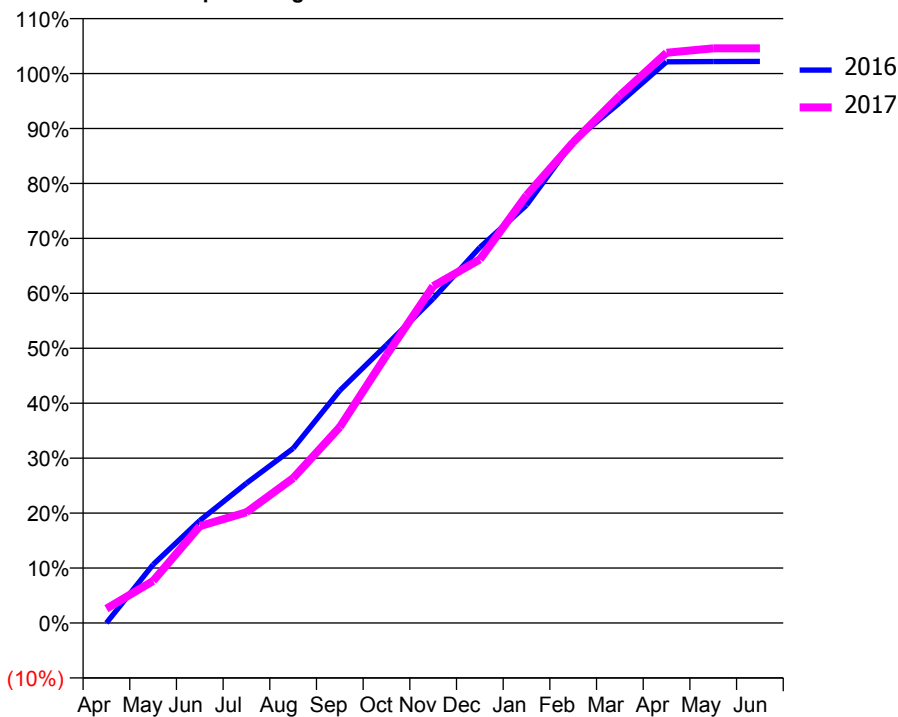
ACCESS*

Patients seen in 24 months	Total	Change since previous quarter
Quarter ending March 2016	2,665	
Quarter ending June 2016	2,674	→
Quarter ending September 2016	2,646	↓
Quarter ending December 2016	2,668	→
Quarter ending March 2017	2,694	→
Variance since March 2016	1.1%	→



ACTIVITY

Cumulative percentage of contracted UDA delivered 2016 & 2017



Adjusted Scheduled Activity (UDA)

Month	2016	2017
April	0	196
May	799	575
June	1,401	1,325
July	1,914	1,515
August	2,389	1,982
September	3,181	2,681
October	3,806	3,665
November	4,438	4,610
December	5,139	4,976
January	5,718	5,852
February	6,589	6,578
March	7,121	7,219
April	7,678	7,803
May	7,683	7,862
June	7,684	7,862

QUALITY

	Quantity	Base Number	Contract	AT	Region	England
% of FP17s for the same patient ID Re-attending within 3 months - Children	22	476	4.6%	12.5%	13.3%	12.3%
% of FP17s for the same patient ID Re-attending within 3 months - Adults	288	2,484	11.6%	18.0%	17.3%	16.7%
% of FP17s for the same patient ID Re-attending between 3 & 9 months - Children	113	476	23.7%	57.1%	58.9%	57.6%
% of FP17s for the same patient ID Re-attending between 3 & 9 months - Adults	830	2,484	33.4%	50.6%	52.2%	50.1%
% of FP17s for Band 1 Urgent Courses	151	3,035	5.0%	9.8%	9.2%	9.1%
% of FP17s Relating to Free Repair or Replacements	10	3,035	0.3%	1.0%	1.0%	0.8%
% of FP17s Relating to Continuations	56	3,035	1.8%	1.6%	1.4%	1.2%
% of Patients satisfied with the dentistry they have received	14	15	93.3%	93.7%	93.1%	92.8%
% of Patients satisfied with the time they had to wait for an appointment	13	15	86.7%	93.0%	89.5%	88.7%

* This is based on patients treated on this contract for their most recent course of treatment. Figures in italics indicate the base number of FP17s or Patient Questionnaire responses are less than 100. N/A is shown where the base number of responses is less than 10 during the period. % is calculated as Quantity/Base number*100

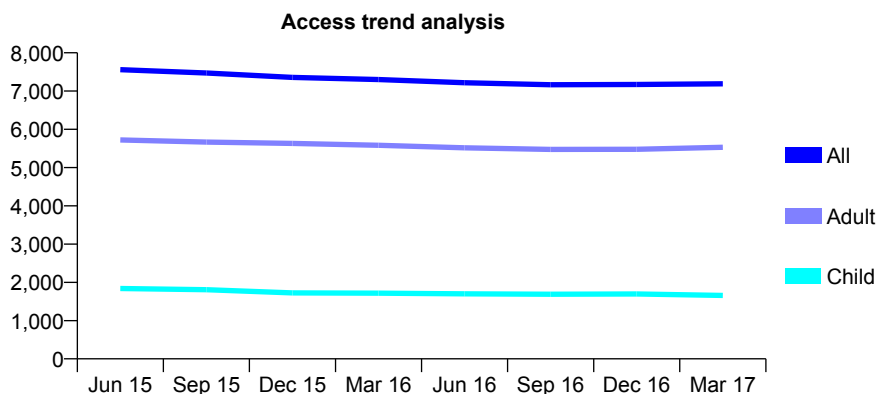
Q44 - Vital Signs At a Glance Contract Report for 811289/0001 - Year end March 2017

Name or company name	MR WD SCOTT
Contract type name	GDS Contract
Purpose of contract	General
Contract start date	01/04/2006
Contract end date	

16/17 Contracted general activity (UDA)	21,992
Carry forward general activity (UDA)	59
16/17 Contracted orthodontic activity (UOA)	0
Carry forward orthodontic activity (UOA)	0
Baseline contract value	£659,795.89

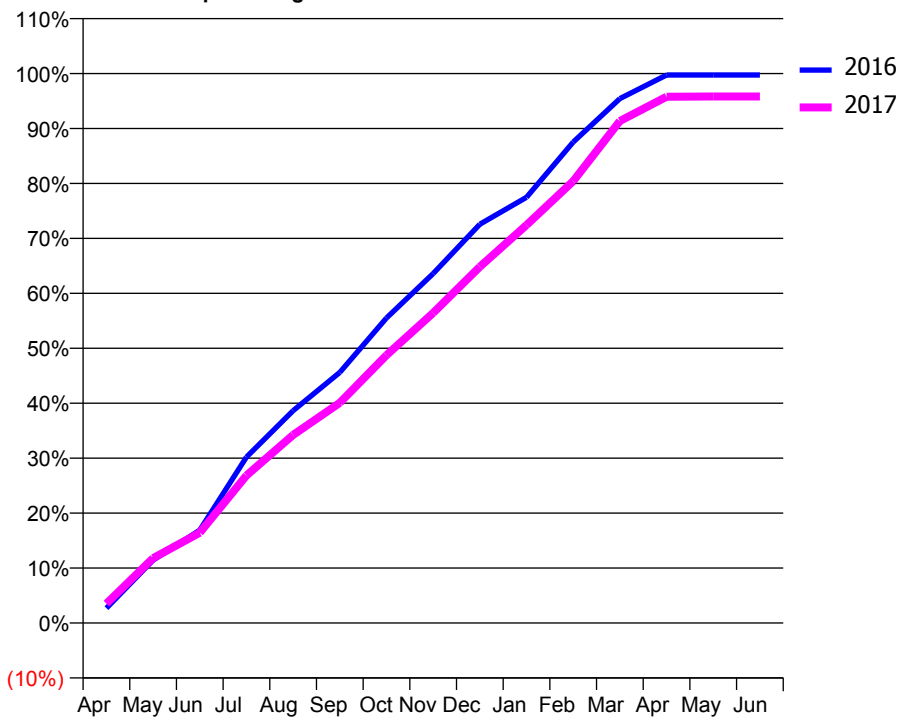
ACCESS*

Patients seen in 24 months	Total	Change since previous quarter
Quarter ending March 2016	7,302	
Quarter ending June 2016	7,218	↓
Quarter ending September 2016	7,164	→
Quarter ending December 2016	7,173	→
Quarter ending March 2017	7,189	→
Variance since March 2016	(1.5%)	↓



ACTIVITY

Cumulative percentage of contracted UDA delivered 2016 & 2017



Adjusted Scheduled Activity (UDA)

Month	2016	2017
April	597	774
May	2,515	2,594
June	3,716	3,617
July	6,639	5,905
August	8,497	7,526
September	10,030	8,815
October	12,207	10,717
November	13,988	12,409
December	15,962	14,259
January	17,035	15,930
February	19,247	17,686
March	20,986	20,091
April	21,931	21,059
May	21,932	21,073
June	21,933	21,074

QUALITY

	Quantity	Base Number	Contract	AT	Region	England
% of FP17s for the same patient ID Re-attending within 3 months - Children	246	2,860	8.6%	12.5%	13.3%	12.3%
% of FP17s for the same patient ID Re-attending within 3 months - Adults	1,494	8,250	18.1%	18.0%	17.3%	16.7%
% of FP17s for the same patient ID Re-attending between 3 & 9 months - Children	1,890	2,860	66.1%	57.1%	58.9%	57.6%
% of FP17s for the same patient ID Re-attending between 3 & 9 months - Adults	4,486	8,250	54.4%	50.6%	52.2%	50.1%
% of FP17s for Band 1 Urgent Courses	1,387	11,084	12.5%	9.8%	9.2%	9.1%
% of FP17s Relating to Free Repair or Replacements	117	11,084	1.1%	1.0%	1.0%	0.8%
% of FP17s Relating to Continuations	135	11,084	1.2%	1.6%	1.4%	1.2%
% of Patients satisfied with the dentistry they have received	20	21	95.2%	93.7%	93.1%	92.8%
% of Patients satisfied with the time they had to wait for an appointment	20	21	95.2%	93.0%	89.5%	88.7%

* This is based on patients treated on this contract for their most recent course of treatment. Figures in italics indicate the base number of FP17s or Patient Questionnaire responses are less than 100. N/A is shown where the base number of responses is less than 10 during the period. % is calculated as Quantity/Base number*100

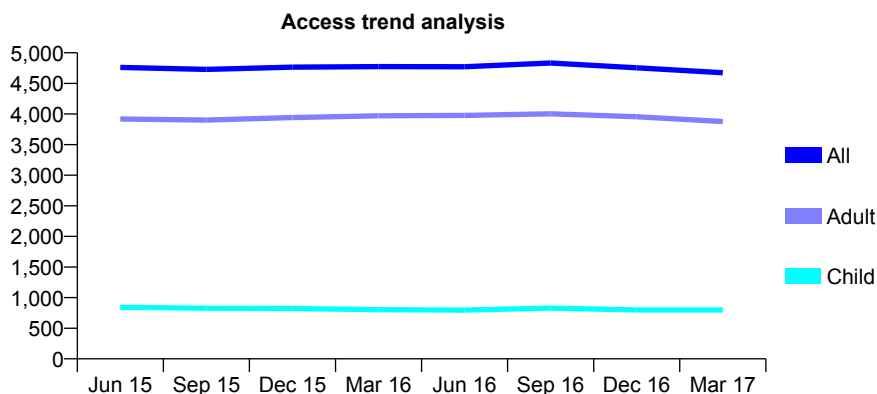
Q44 - Vital Signs At a Glance Contract Report for 812366/0001 - Year end March 2017

Name or company name	MR NJ FORD
Contract type name	GDS Contract
Purpose of contract	General
Contract start date	01/04/2006
Contract end date	

16/17 Contracted general activity (UDA)	11,000
Carry forward general activity (UDA)	0
16/17 Contracted orthodontic activity (UOA)	0
Carry forward orthodontic activity (UOA)	0
Baseline contract value	£243,650.00

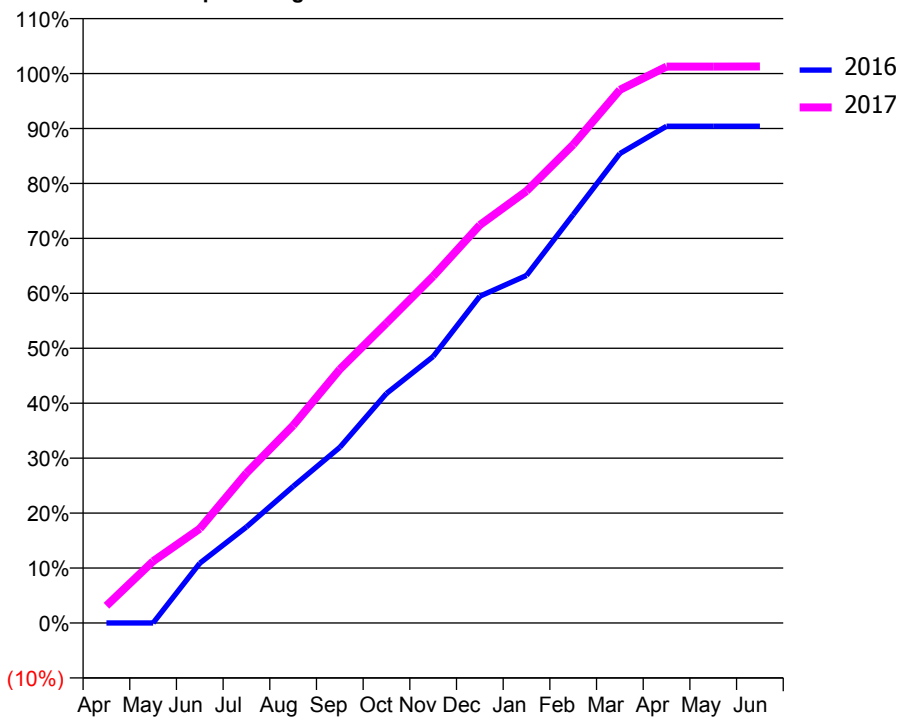
ACCESS*

Patients seen in 24 months	Total	Change since previous quarter
Quarter ending March 2016	4,774	
Quarter ending June 2016	4,773	→
Quarter ending September 2016	4,833	→
Quarter ending December 2016	4,754	↓
Quarter ending March 2017	4,675	↓
Variance since March 2016	(2.1%)	↓



ACTIVITY

Cumulative percentage of contracted UDA delivered 2016 & 2017



QUALITY

	Quantity	Base Number	Contract	AT	Region	England
% of FP17s for the same patient ID Re-attending within 3 months - Children	54	1,092	4.9%	12.5%	13.3%	12.3%
% of FP17s for the same patient ID Re-attending within 3 months - Adults	754	5,812	13.0%	18.0%	17.3%	16.7%
% of FP17s for the same patient ID Re-attending between 3 & 9 months - Children	571	1,092	52.3%	57.1%	58.9%	57.6%
% of FP17s for the same patient ID Re-attending between 3 & 9 months - Adults	3,308	5,812	56.9%	50.6%	52.2%	50.1%
% of FP17s for Band 1 Urgent Courses	813	6,854	11.9%	9.8%	9.2%	9.1%
% of FP17s Relating to Free Repair or Replacements	11	6,854	0.2%	1.0%	1.0%	0.8%
% of FP17s Relating to Continuations	93	6,854	1.4%	1.6%	1.4%	1.2%
% of Patients satisfied with the dentistry they have received	17	19	89.5%	93.7%	93.1%	92.8%
% of Patients satisfied with the time they had to wait for an appointment	17	19	89.5%	93.0%	89.5%	88.7%

* This is based on patients treated on this contract for their most recent course of treatment. Figures in italics indicate the base number of FP17s or Patient Questionnaire responses are less than 100. N/A is shown where the base number of responses is less than 10 during the period. % is calculated as Quantity/Base number*100

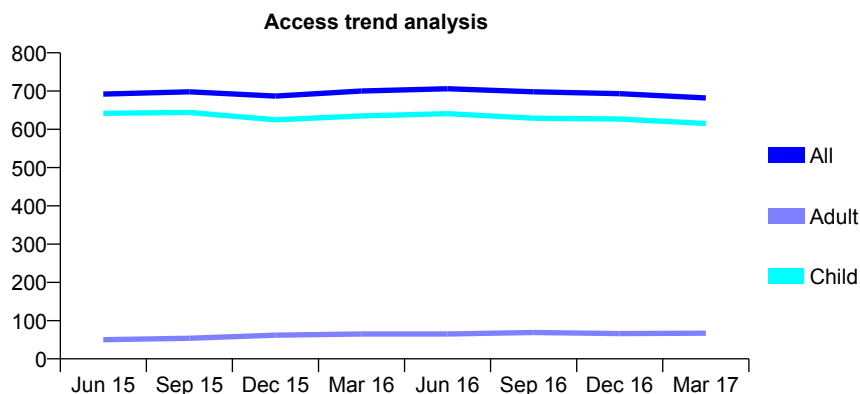
Q44 - Vital Signs At a Glance Contract Report for 812528/0001 - Year end March 2017

Name or company name	MR PM DIGBY
Contract type name	GDS Contract
Purpose of contract	General
Contract start date	01/04/2006
Contract end date	

16/17 Contracted general activity (UDA)	1,600
Carry forward general activity (UDA)	0
16/17 Contracted orthodontic activity (UOA)	0
Carry forward orthodontic activity (UOA)	0
Baseline contract value	£36,340.46

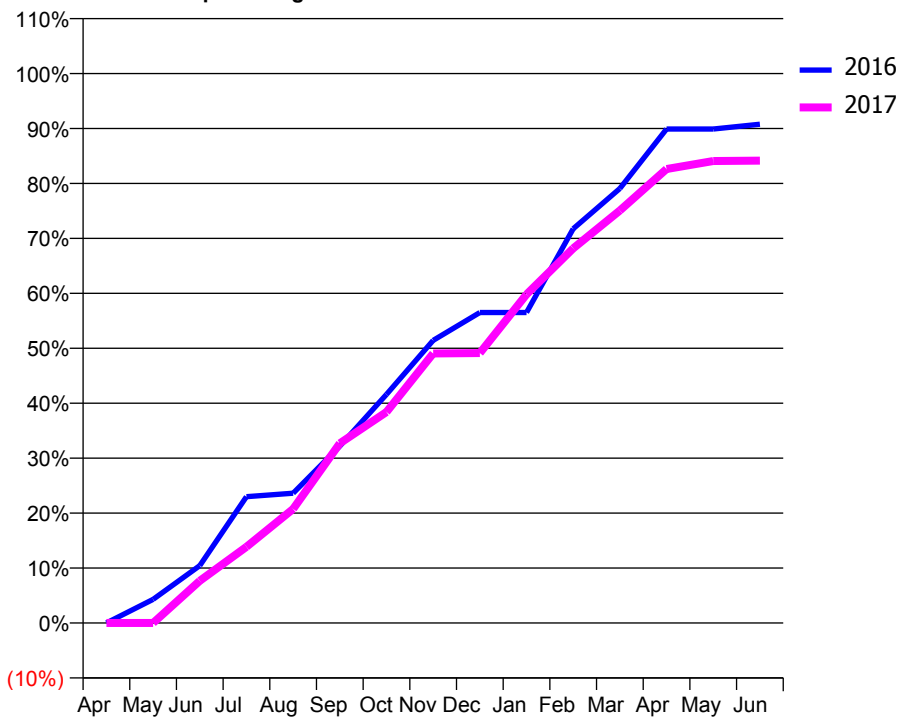
ACCESS*

Patients seen in 24 months	Total	Change since previous quarter
Quarter ending March 2016	700	
Quarter ending June 2016	706	→
Quarter ending September 2016	698	↓
Quarter ending December 2016	693	→
Quarter ending March 2017	682	↓
Variance since March 2016	(2.6%)	↓



ACTIVITY

Cumulative percentage of contracted UDA delivered 2016 & 2017



Month	Adjusted Scheduled Activity (UDA)	
	2016	2017
April	0	0
May	69	0
June	167	123
July	368	222
August	378	332
September	515	523
October	666	615
November	823	785
December	904	786
January	904	957
February	1,148	1,091
March	1,265	1,201
April	1,438	1,322
May	1,438	1,345
June	1,452	1,346

QUALITY

	Quantity	Base Number	Contract	AT	Region	England
% of FP17s for the same patient ID Re-attending within 3 months - Children	51	1,068	4.8%	12.5%	13.3%	12.3%
% of FP17s for the same patient ID Re-attending within 3 months - Adults	0	0	N/A	18.0%	17.3%	16.7%
% of FP17s for the same patient ID Re-attending between 3 & 9 months - Children	766	1,068	71.7%	57.1%	58.9%	57.6%
% of FP17s for the same patient ID Re-attending between 3 & 9 months - Adults	0	0	N/A	50.6%	52.2%	50.1%
% of FP17s for Band 1 Urgent Courses	40	1,012	4.0%	9.8%	9.2%	9.1%
% of FP17s Relating to Free Repair or Replacements	0	1,012	0.0%	1.0%	1.0%	0.8%
% of FP17s Relating to Continuations	0	1,012	0.0%	1.6%	1.4%	1.2%
% of Patients satisfied with the dentistry they have received	1	1	N/A	93.7%	93.1%	92.8%
% of Patients satisfied with the time they had to wait for an appointment	1	1	N/A	93.0%	89.5%	88.7%

* This is based on patients treated on this contract for their most recent course of treatment. Figures in italics indicate the base number of FP17s or Patient Questionnaire responses are less than 100. N/A is shown where the base number of responses is less than 10 during the period. % is calculated as Quantity/Base number*100

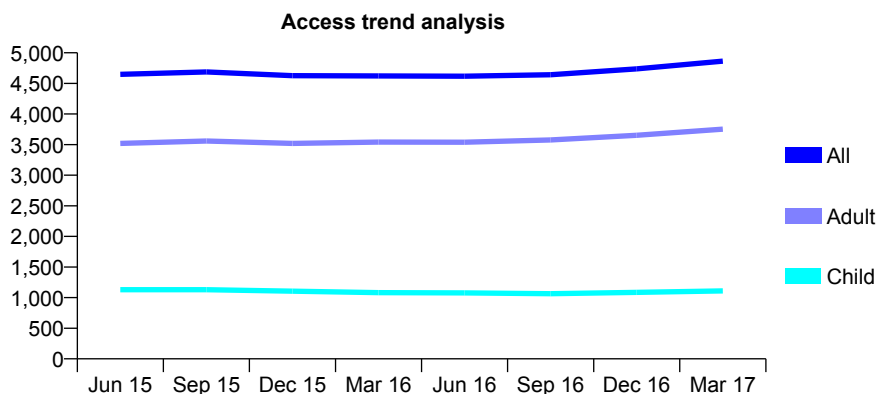
Q44 - Vital Signs At a Glance Contract Report for 813397/0001 - Year end March 2017

Name or company name	MR MP MEREDITH
Contract type name	GDS Contract
Purpose of contract	General
Contract start date	01/04/2006
Contract end date	

16/17 Contracted general activity (UDA)	13,200
Carry forward general activity (UDA)	0
16/17 Contracted orthodontic activity (UOA)	0
Carry forward orthodontic activity (UOA)	0
Baseline contract value	£348,825.35

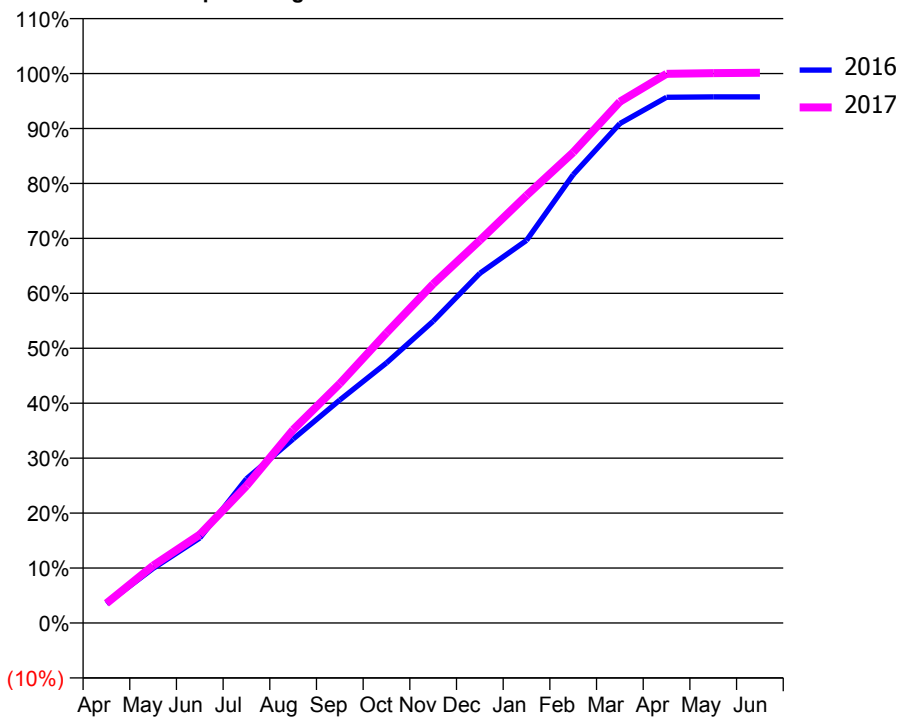
ACCESS*

Patients seen in 24 months	Total	Change since previous quarter
Quarter ending March 2016	4,623	
Quarter ending June 2016	4,617	→
Quarter ending September 2016	4,641	→
Quarter ending December 2016	4,738	↑
Quarter ending March 2017	4,863	↑
Variance since March 2016	5.2%	↑



ACTIVITY

Cumulative percentage of contracted UDA delivered 2016 & 2017



Adjusted Scheduled Activity (UDA)

Month	2016	2017
April	466	472
May	1,311	1,380
June	2,041	2,126
July	3,465	3,293
August	4,419	4,642
September	5,357	5,751
October	6,247	6,970
November	7,251	8,145
December	8,401	9,192
January	9,192	10,270
February	10,772	11,307
March	11,996	12,524
April	12,629	13,193
May	12,638	13,209
June	12,639	13,217

QUALITY

	Quantity	Base Number	Contract	AT	Region	England
% of FP17s for the same patient ID Re-attending within 3 months - Children	186	1,770	10.5%	12.5%	13.3%	12.3%
% of FP17s for the same patient ID Re-attending within 3 months - Adults	1,115	5,637	19.8%	18.0%	17.3%	16.7%
% of FP17s for the same patient ID Re-attending between 3 & 9 months - Children	1,044	1,770	59.0%	57.1%	58.9%	57.6%
% of FP17s for the same patient ID Re-attending between 3 & 9 months - Adults	2,672	5,637	47.4%	50.6%	52.2%	50.1%
% of FP17s for Band 1 Urgent Courses	545	7,368	7.4%	9.8%	9.2%	9.1%
% of FP17s Relating to Free Repair or Replacements	115	7,368	1.6%	1.0%	1.0%	0.8%
% of FP17s Relating to Continuations	119	7,368	1.6%	1.6%	1.4%	1.2%
% of Patients satisfied with the dentistry they have received	8	9	N/A	93.7%	93.1%	92.8%
% of Patients satisfied with the time they had to wait for an appointment	9	9	N/A	93.0%	89.5%	88.7%

* This is based on patients treated on this contract for their most recent course of treatment. Figures in italics indicate the base number of FP17s or Patient Questionnaire responses are less than 100. N/A is shown where the base number of responses is less than 10 during the period. % is calculated as Quantity/Base number*100

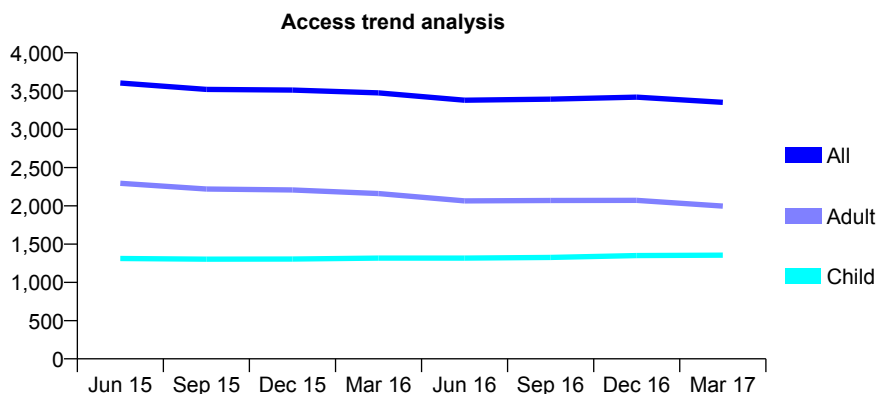
Q44 - Vital Signs At a Glance Contract Report for 813540/0001 - Year end March 2017

Name or company name	MR PD SHERRARD
Contract type name	GDS Contract
Purpose of contract	General
Contract start date	01/04/2006
Contract end date	

16/17 Contracted general activity (UDA)	9,000
Carry forward general activity (UDA)	0
16/17 Contracted orthodontic activity (UOA)	0
Carry forward orthodontic activity (UOA)	0
Baseline contract value	£259,955.37

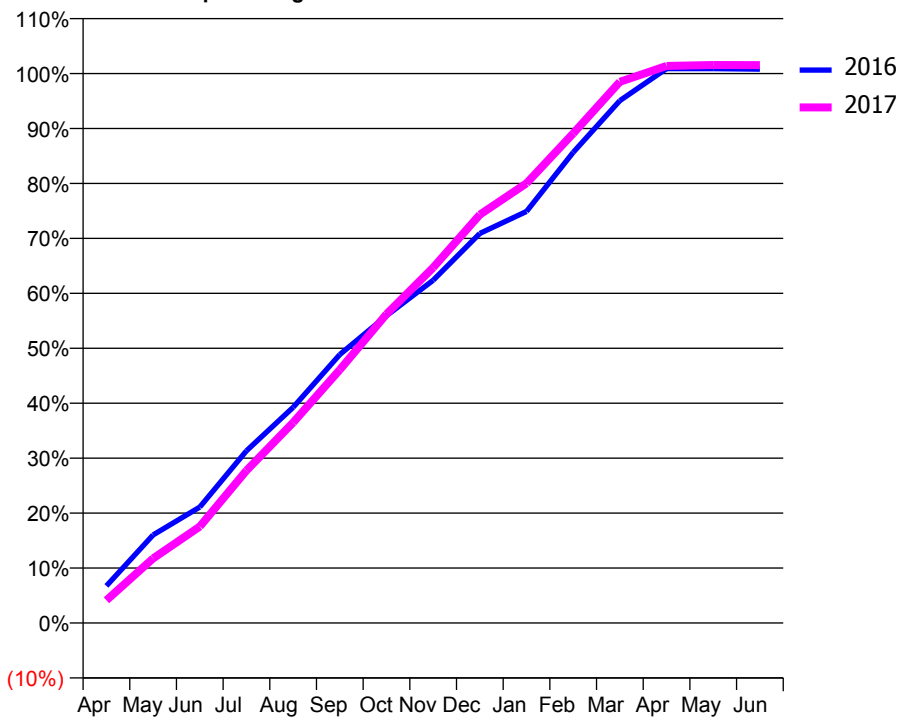
ACCESS*

Patients seen in 24 months	Total	Change since previous quarter
Quarter ending March 2016	3,476	
Quarter ending June 2016	3,381	↓
Quarter ending September 2016	3,395	→
Quarter ending December 2016	3,421	→
Quarter ending March 2017	3,352	↓
Variance since March 2016	(3.6%)	↓



ACTIVITY

Cumulative percentage of contracted UDA delivered 2016 & 2017



Month	Adjusted Scheduled Activity (UDA)	
	2016	2017
April	609	371
May	1,442	1,059
June	1,898	1,579
July	2,821	2,497
August	3,533	3,285
September	4,398	4,149
October	5,034	5,060
November	5,615	5,822
December	6,380	6,690
January	6,740	7,201
February	7,709	8,018
March	8,557	8,865
April	9,080	9,123
May	9,080	9,138
June	9,071	9,137

QUALITY

	Quantity	Base Number	Contract	AT	Region	England
% of FP17s for the same patient ID Re-attending within 3 months - Children	152	1,752	8.7%	12.5%	13.3%	12.3%
% of FP17s for the same patient ID Re-attending within 3 months - Adults	358	2,167	16.5%	18.0%	17.3%	16.7%
% of FP17s for the same patient ID Re-attending between 3 & 9 months - Children	806	1,752	46.0%	57.1%	58.9%	57.6%
% of FP17s for the same patient ID Re-attending between 3 & 9 months - Adults	665	2,167	30.7%	50.6%	52.2%	50.1%
% of FP17s for Band 1 Urgent Courses	596	3,907	15.3%	9.8%	9.2%	9.1%
% of FP17s Relating to Free Repair or Replacements	5	3,907	0.1%	1.0%	1.0%	0.8%
% of FP17s Relating to Continuations	12	3,907	0.3%	1.6%	1.4%	1.2%
% of Patients satisfied with the dentistry they have received	6	6	N/A	93.7%	93.1%	92.8%
% of Patients satisfied with the time they had to wait for an appointment	6	6	N/A	93.0%	89.5%	88.7%

* This is based on patients treated on this contract for their most recent course of treatment. Figures in italics indicate the base number of FP17s or Patient Questionnaire responses are less than 100. N/A is shown where the base number of responses is less than 10 during the period. % is calculated as Quantity/Base number*100

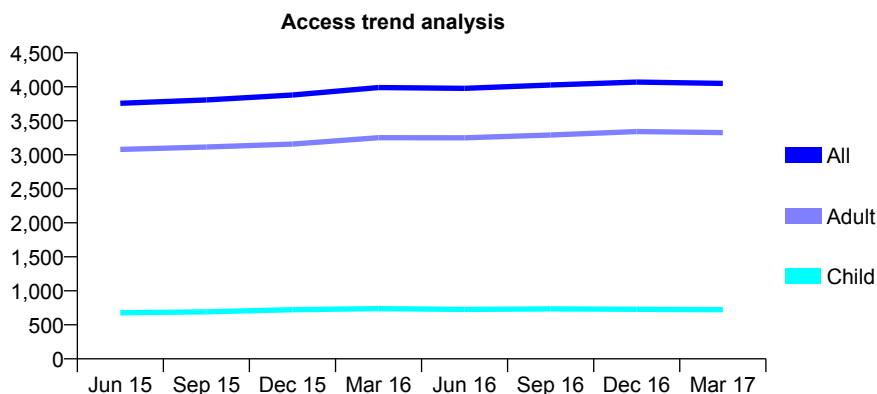
Q44 - Vital Signs At a Glance Contract Report for 815489/0001 - Year end March 2017

Name or company name	MR JS HIBBERT
Contract type name	GDS Contract
Purpose of contract	General
Contract start date	01/04/2006
Contract end date	

16/17 Contracted general activity (UDA)	11,380
Carry forward general activity (UDA)	0
16/17 Contracted orthodontic activity (UOA)	0
Carry forward orthodontic activity (UOA)	0
Baseline contract value	£323,197.92

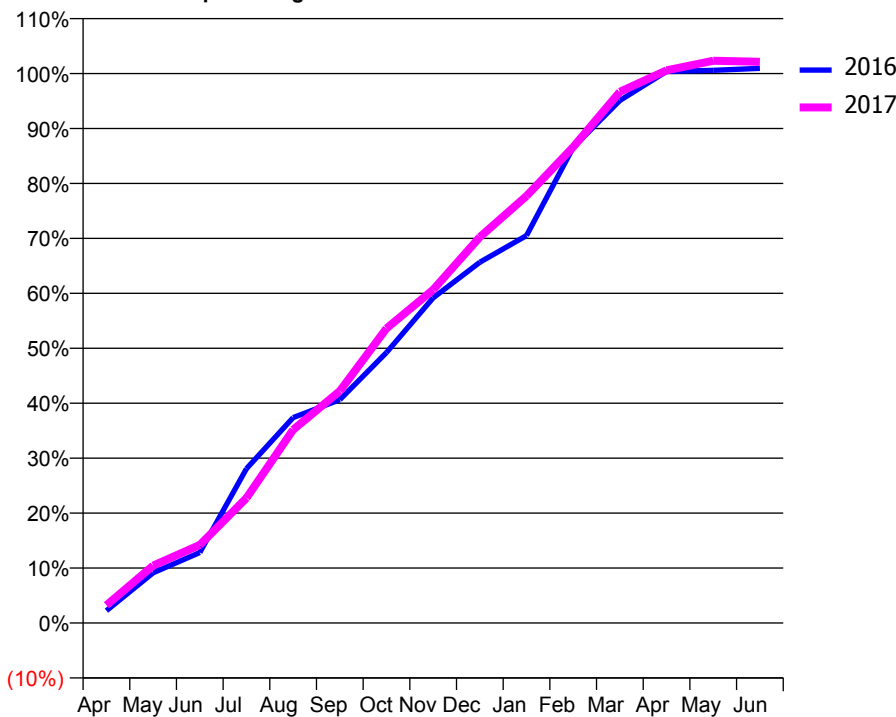
ACCESS*

Patients seen in 24 months	Total	Change since previous quarter
Quarter ending March 2016	3,990	
Quarter ending June 2016	3,977	→
Quarter ending September 2016	4,027	→
Quarter ending December 2016	4,070	→
Quarter ending March 2017	4,050	→
Variance since March 2016	1.5%	→



ACTIVITY

Cumulative percentage of contracted UDA delivered 2016 & 2017



Month	Adjusted Scheduled Activity (UDA)	
	2016	2017
April	256	368
May	1,040	1,188
June	1,460	1,617
July	3,196	2,588
August	4,255	4,002
September	4,624	4,804
October	5,601	6,101
November	6,733	6,902
December	7,472	7,993
January	8,023	8,843
February	9,849	9,858
March	10,822	11,001
April	11,425	11,446
May	11,447	11,644
June	11,487	11,623

QUALITY

	Quantity	Base Number	Contract	AT	Region	England
% of FP17s for the same patient ID Re-attending within 3 months - Children	104	1,160	9.0%	12.5%	13.3%	12.3%
% of FP17s for the same patient ID Re-attending within 3 months - Adults	540	4,221	12.8%	18.0%	17.3%	16.7%
% of FP17s for the same patient ID Re-attending between 3 & 9 months - Children	741	1,160	63.9%	57.1%	58.9%	57.6%
% of FP17s for the same patient ID Re-attending between 3 & 9 months - Adults	1,674	4,221	39.7%	50.6%	52.2%	50.1%
% of FP17s for Band 1 Urgent Courses	514	5,371	9.6%	9.8%	9.2%	9.1%
% of FP17s Relating to Free Repair or Replacements	27	5,371	0.5%	1.0%	1.0%	0.8%
% of FP17s Relating to Continuations	60	5,371	1.1%	1.6%	1.4%	1.2%
% of Patients satisfied with the dentistry they have received	13	13	100.0%	93.7%	93.1%	92.8%
% of Patients satisfied with the time they had to wait for an appointment	13	13	100.0%	93.0%	89.5%	88.7%

* This is based on patients treated on this contract for their most recent course of treatment. Figures in italics indicate the base number of FP17s or Patient Questionnaire responses are less than 100. N/A is shown where the base number of responses is less than 10 during the period. % is calculated as Quantity/Base number*100

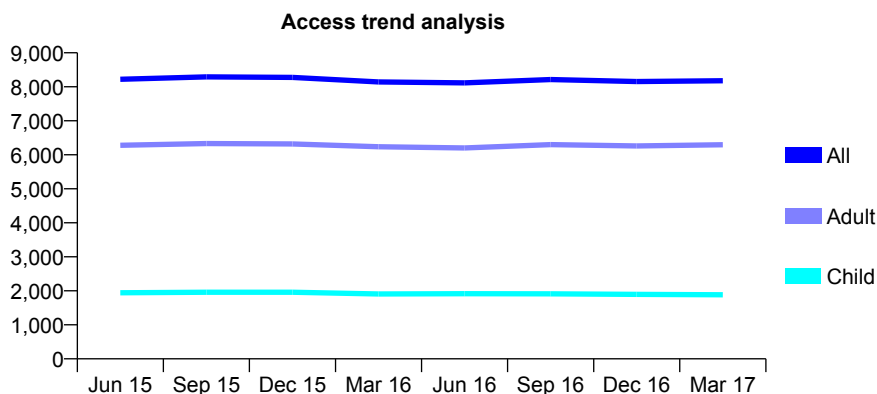
Q44 - Vital Signs At a Glance Contract Report for 826588/0001 - Year end March 2017

Name or company name	MR MA SIMPSON
Contract type name	GDS Contract
Purpose of contract	General
Contract start date	01/04/2006
Contract end date	

16/17 Contracted general activity (UDA)	22,295
Carry forward general activity (UDA)	0
16/17 Contracted orthodontic activity (UOA)	0
Carry forward orthodontic activity (UOA)	0
Baseline contract value	£556,053.07

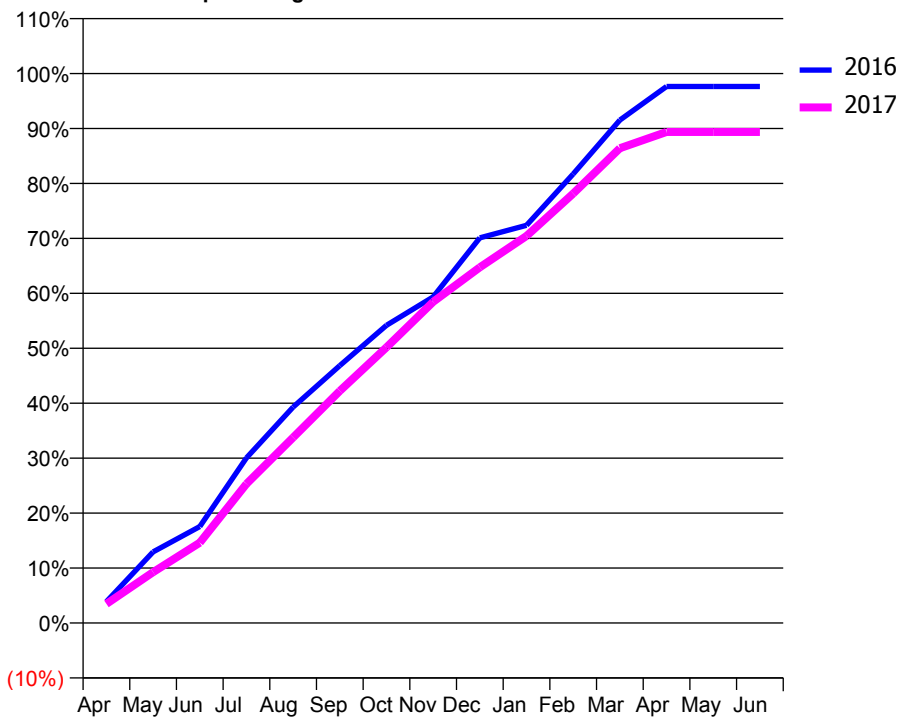
ACCESS*

Patients seen in 24 months	Total	Change since previous quarter
Quarter ending March 2016	8,144	
Quarter ending June 2016	8,115	→
Quarter ending September 2016	8,212	→
Quarter ending December 2016	8,156	→
Quarter ending March 2017	8,178	→
Variance since March 2016	0.4%	→



ACTIVITY

Cumulative percentage of contracted UDA delivered 2016 & 2017



Month	Adjusted Scheduled Activity (UDA)	
	2016	2017
April	868	777
May	2,884	2,064
June	3,917	3,259
July	6,700	5,648
August	8,759	7,526
September	10,446	9,416
October	12,081	11,188
November	13,232	13,028
December	15,627	14,433
January	16,137	15,702
February	18,222	17,424
March	20,406	19,264
April	21,767	19,924
May	21,767	19,923
June	21,767	19,924

QUALITY

	Quantity	Base Number	Contract	AT	Region	England
% of FP17s for the same patient ID Re-attending within 3 months - Children	227	3,022	7.5%	12.5%	13.3%	12.3%
% of FP17s for the same patient ID Re-attending within 3 months - Adults	1,600	9,293	17.2%	18.0%	17.3%	16.7%
% of FP17s for the same patient ID Re-attending between 3 & 9 months - Children	1,791	3,022	59.3%	57.1%	58.9%	57.6%
% of FP17s for the same patient ID Re-attending between 3 & 9 months - Adults	4,479	9,293	48.2%	50.6%	52.2%	50.1%
% of FP17s for Band 1 Urgent Courses	1,941	12,038	16.1%	9.8%	9.2%	9.1%
% of FP17s Relating to Free Repair or Replacements	84	12,038	0.7%	1.0%	1.0%	0.8%
% of FP17s Relating to Continuations	124	12,038	1.0%	1.6%	1.4%	1.2%
% of Patients satisfied with the dentistry they have received	9	9	N/A	93.7%	93.1%	92.8%
% of Patients satisfied with the time they had to wait for an appointment	6	9	N/A	93.0%	89.5%	88.7%

* This is based on patients treated on this contract for their most recent course of treatment. Figures in italics indicate the base number of FP17s or Patient Questionnaire responses are less than 100. N/A is shown where the base number of responses is less than 10 during the period. % is calculated as Quantity/Base number*100

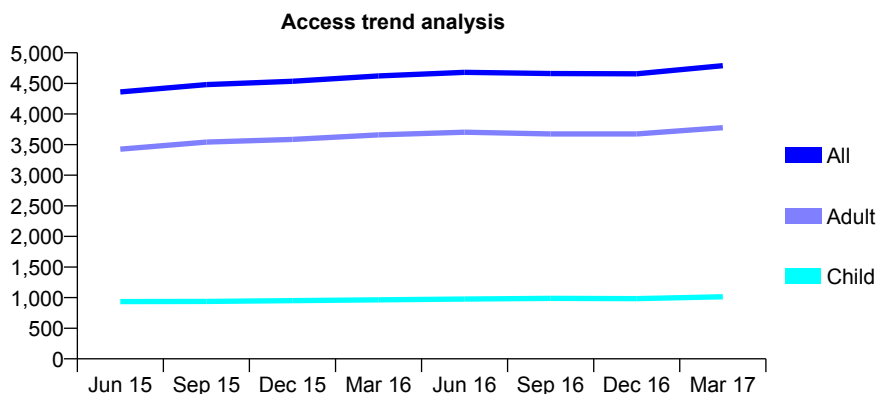
Q44 - Vital Signs At a Glance Contract Report for 826588/0002 - Year end March 2017

Name or company name	MR MA SIMPSON
Contract type name	GDS Contract
Purpose of contract	General
Contract start date	01/07/2007
Contract end date	

16/17 Contracted general activity (UDA)	15,392
Carry forward general activity (UDA)	0
16/17 Contracted orthodontic activity (UOA)	0
Carry forward orthodontic activity (UOA)	0
Baseline contract value	£359,215.20

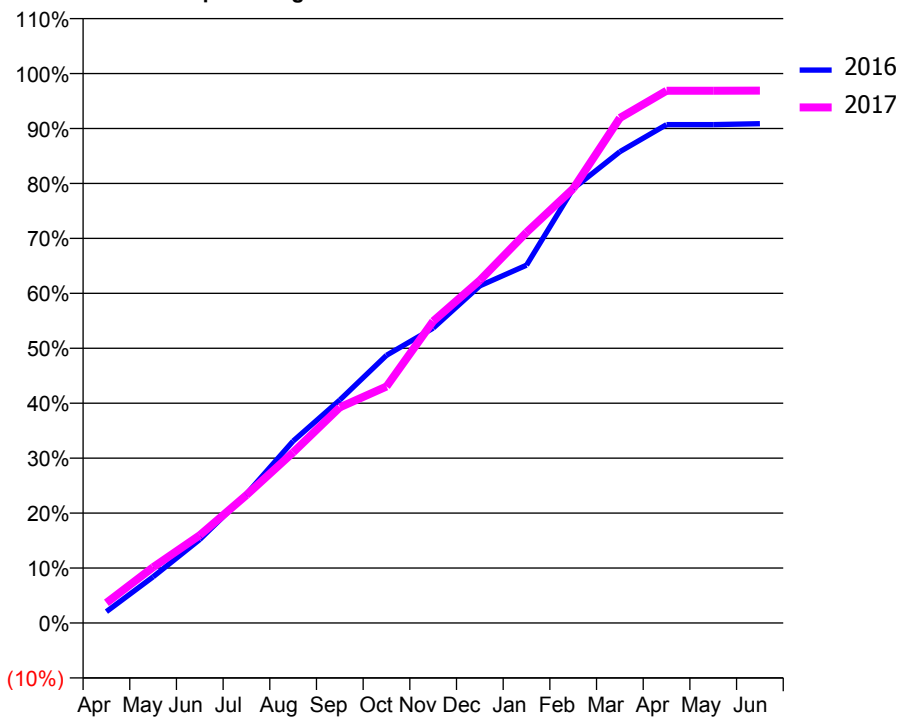
ACCESS*

Patients seen in 24 months	Total	Change since previous quarter
Quarter ending March 2016	4,621	
Quarter ending June 2016	4,680	→
Quarter ending September 2016	4,662	→
Quarter ending December 2016	4,657	→
Quarter ending March 2017	4,790	↑
Variance since March 2016	3.7%	↑



ACTIVITY

Cumulative percentage of contracted UDA delivered 2016 & 2017



Adjusted Scheduled Activity (UDA)

Month	2016	2017
April	321	567
May	1,295	1,564
June	2,339	2,459
July	3,612	3,584
August	5,097	4,780
September	6,245	6,042
October	7,498	6,624
November	8,260	8,456
December	9,444	9,599
January	10,022	10,944
February	12,166	12,166
March	13,202	14,146
April	13,959	14,907
May	13,959	14,907
June	13,985	14,911

QUALITY

	Quantity	Base Number	Contract	AT	Region	England
% of FP17s for the same patient ID Re-attending within 3 months - Children	150	1,671	9.0%	12.5%	13.3%	12.3%
% of FP17s for the same patient ID Re-attending within 3 months - Adults	940	5,795	16.2%	18.0%	17.3%	16.7%
% of FP17s for the same patient ID Re-attending between 3 & 9 months - Children	1,032	1,671	61.8%	57.1%	58.9%	57.6%
% of FP17s for the same patient ID Re-attending between 3 & 9 months - Adults	3,356	5,795	57.9%	50.6%	52.2%	50.1%
% of FP17s for Band 1 Urgent Courses	817	7,415	11.0%	9.8%	9.2%	9.1%
% of FP17s Relating to Free Repair or Replacements	50	7,415	0.7%	1.0%	1.0%	0.8%
% of FP17s Relating to Continuations	102	7,415	1.4%	1.6%	1.4%	1.2%
% of Patients satisfied with the dentistry they have received	11	11	100.0%	93.7%	93.1%	92.8%
% of Patients satisfied with the time they had to wait for an appointment	10	11	90.9%	93.0%	89.5%	88.7%

* This is based on patients treated on this contract for their most recent course of treatment. Figures in italics indicate the base number of FP17s or Patient Questionnaire responses are less than 100. N/A is shown where the base number of responses is less than 10 during the period. % is calculated as Quantity/Base number*100

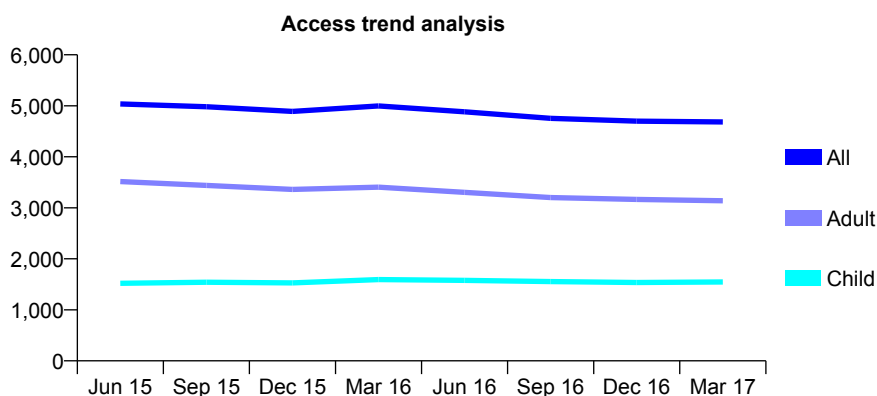
Q44 - Vital Signs At a Glance Contract Report for 840777/0001 - Year end March 2017

Name or company name	MRS NA COPPOCK
Contract type name	GDS Contract
Purpose of contract	General
Contract start date	01/04/2006
Contract end date	

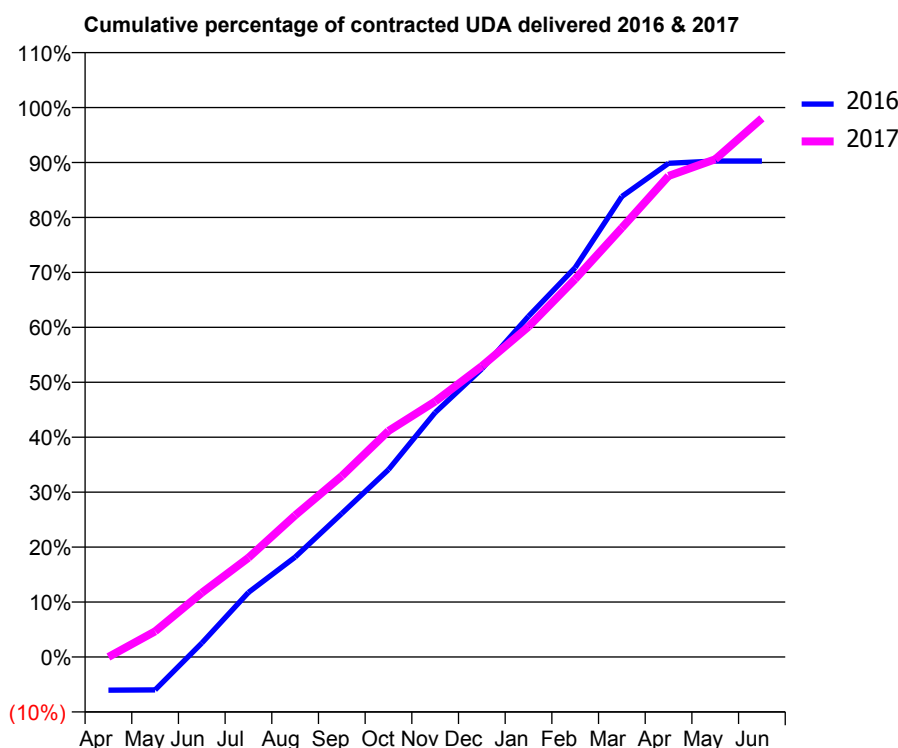
16/17 Contracted general activity (UDA)	14,752
Carry forward general activity (UDA)	0
16/17 Contracted orthodontic activity (UOA)	0
Carry forward orthodontic activity (UOA)	0
Baseline contract value	£350,163.51

ACCESS*

Patients seen in 24 months	Total	Change since previous quarter
Quarter ending March 2016	4,998	
Quarter ending June 2016	4,882	↓
Quarter ending September 2016	4,755	↓
Quarter ending December 2016	4,699	↓
Quarter ending March 2017	4,684	→
Variance since March 2016	(6.3%)	↓



ACTIVITY



Month	Adjusted Scheduled Activity (UDA)	
	2016	2017
April	-893	0
May	-887	688
June	374	1,724
July	1,734	2,666
August	2,683	3,805
September	3,853	4,861
October	5,032	6,069
November	6,563	6,862
December	7,735	7,811
January	9,150	8,870
February	10,456	10,148
March	12,364	11,521
April	13,256	12,916
May	13,314	13,360
June	13,314	14,460

QUALITY

	Quantity	Base Number	Contract	AT	Region	England
% of FP17s for the same patient ID Re-attending within 3 months - Children	172	2,131	8.1%	12.5%	13.3%	12.3%
% of FP17s for the same patient ID Re-attending within 3 months - Adults	854	4,446	19.2%	18.0%	17.3%	16.7%
% of FP17s for the same patient ID Re-attending between 3 & 9 months - Children	1,331	2,131	62.5%	57.1%	58.9%	57.6%
% of FP17s for the same patient ID Re-attending between 3 & 9 months - Adults	2,556	4,446	57.5%	50.6%	52.2%	50.1%
% of FP17s for Band 1 Urgent Courses	497	7,591	6.5%	9.8%	9.2%	9.1%
% of FP17s Relating to Free Repair or Replacements	127	7,591	1.7%	1.0%	1.0%	0.8%
% of FP17s Relating to Continuations	262	7,591	3.5%	1.6%	1.4%	1.2%
% of Patients satisfied with the dentistry they have received	6	7	N/A	93.7%	93.1%	92.8%
% of Patients satisfied with the time they had to wait for an appointment	5	7	N/A	93.0%	89.5%	88.7%

* This is based on patients treated on this contract for their most recent course of treatment. Figures in italics indicate the base number of FP17s or Patient Questionnaire responses are less than 100. N/A is shown where the base number of responses is less than 10 during the period. % is calculated as Quantity/Base number*100

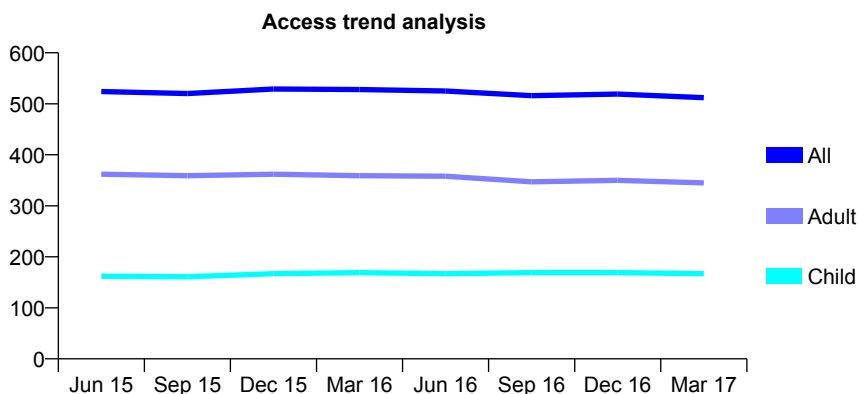
Q44 - Vital Signs At a Glance Contract Report for 843970/0001 - Year end March 2017

Name or company name	MR DM FAGAN-DOUGLAS
Contract type name	GDS Contract
Purpose of contract	General
Contract start date	01/06/2008
Contract end date	

16/17 Contracted general activity (UDA)	2,352
Carry forward general activity (UDA)	0
16/17 Contracted orthodontic activity (UOA)	0
Carry forward orthodontic activity (UOA)	0
Baseline contract value	£58,882.23

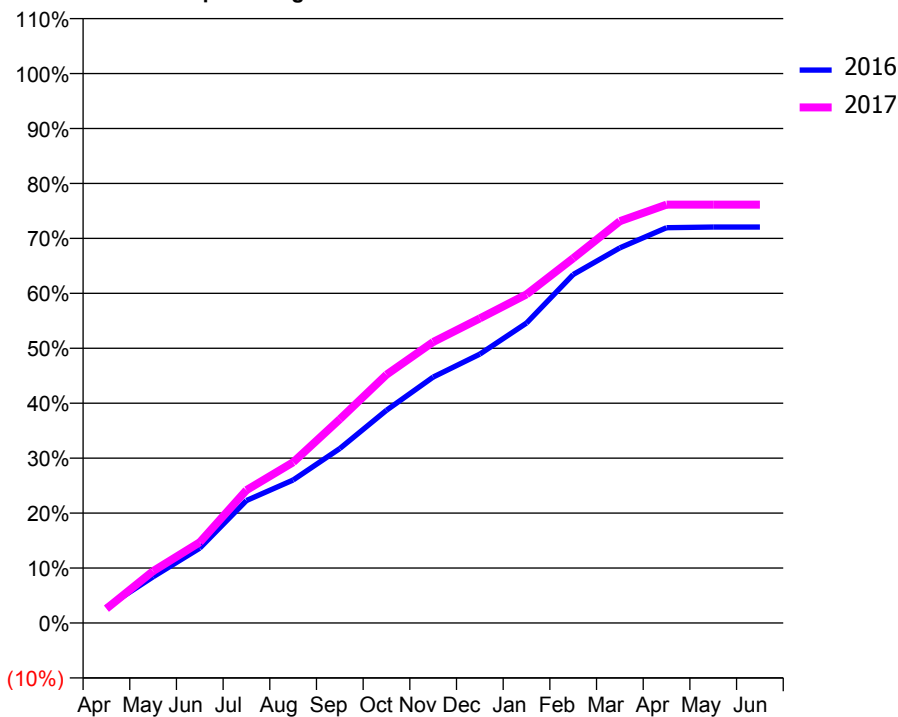
ACCESS*

Patients seen in 24 months	Total	Change since previous quarter
Quarter ending March 2016	528	
Quarter ending June 2016	525	→
Quarter ending September 2016	516	↓
Quarter ending December 2016	519	→
Quarter ending March 2017	512	↓
Variance since March 2016	(3.0%)	↓



ACTIVITY

Cumulative percentage of contracted UDA delivered 2016 & 2017



Adjusted Scheduled Activity (UDA)

Month	2016	2017
April	67	61
May	198	222
June	320	346
July	524	569
August	612	688
September	747	872
October	911	1,063
November	1,053	1,203
December	1,151	1,304
January	1,284	1,407
February	1,492	1,561
March	1,606	1,720
April	1,692	1,791
May	1,695	1,791
June	1,695	1,791

QUALITY

	Quantity	Base Number	Contract	AT	Region	England
% of FP17s for the same patient ID Re-attending within 3 months - Children	21	237	8.9%	12.5%	13.3%	12.3%
% of FP17s for the same patient ID Re-attending within 3 months - Adults	135	590	22.9%	18.0%	17.3%	16.7%
% of FP17s for the same patient ID Re-attending between 3 & 9 months - Children	137	237	57.8%	57.1%	58.9%	57.6%
% of FP17s for the same patient ID Re-attending between 3 & 9 months - Adults	341	590	57.8%	50.6%	52.2%	50.1%
% of FP17s for Band 1 Urgent Courses	34	819	4.2%	9.8%	9.2%	9.1%
% of FP17s Relating to Free Repair or Replacements	14	819	1.7%	1.0%	1.0%	0.8%
% of FP17s Relating to Continuations	27	819	3.3%	1.6%	1.4%	1.2%
% of Patients satisfied with the dentistry they have received	0	0	N/A	93.7%	93.1%	92.8%
% of Patients satisfied with the time they had to wait for an appointment	0	0	N/A	93.0%	89.5%	88.7%

* This is based on patients treated on this contract for their most recent course of treatment. Figures in italics indicate the base number of FP17s or Patient Questionnaire responses are less than 100. N/A is shown where the base number of responses is less than 10 during the period. % is calculated as Quantity/Base number*100

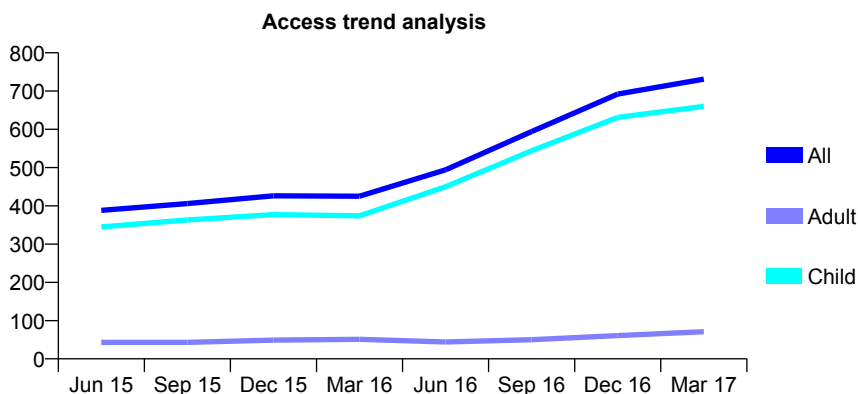
Q44 - Vital Signs At a Glance Contract Report for 859893/0001 - Year end March 2017

Name or company name	MR CP CALDWELL
Contract type name	PDS Contract
Purpose of contract	General
Contract start date	01/04/2008
Contract end date	31/03/2018

16/17 Contracted general activity (UDA)	1,480
Carry forward general activity (UDA)	0
16/17 Contracted orthodontic activity (UOA)	0
Carry forward orthodontic activity (UOA)	0
Baseline contract value	£34,543.18

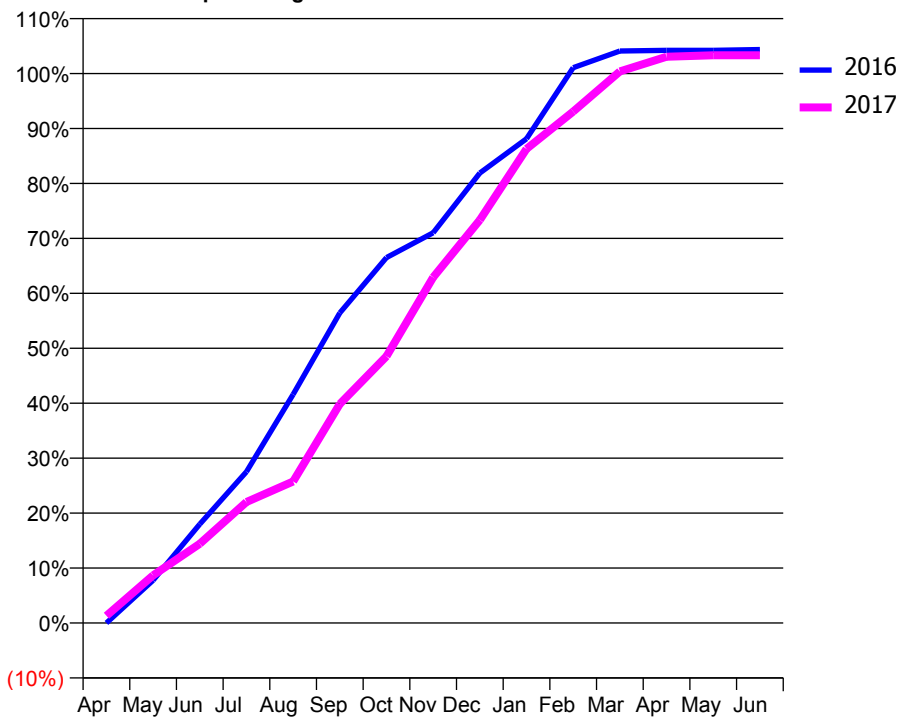
ACCESS*

Patients seen in 24 months	Total	Change since previous quarter
Quarter ending March 2016	425	
Quarter ending June 2016	494	↑
Quarter ending September 2016	594	↑
Quarter ending December 2016	692	↑
Quarter ending March 2017	731	↑
Variance since March 2016	72.0%	↑



ACTIVITY

Cumulative percentage of contracted UDA delivered 2016 & 2017



Month	Adjusted Scheduled Activity (UDA)	
	2016	2017
April	0	19
May	58	128
June	133	214
July	204	326
August	308	381
September	418	590
October	492	718
November	526	931
December	606	1,086
January	652	1,277
February	748	1,377
March	770	1,486
April	771	1,525
May	771	1,529
June	772	1,529

QUALITY

	Quantity	Base Number	Contract	AT	Region	England
% of FP17s for the same patient ID Re-attending within 3 months - Children	86	1,005	8.6%	12.5%	13.3%	12.3%
% of FP17s for the same patient ID Re-attending within 3 months - Adults	4	40	10.0%	18.0%	17.3%	16.7%
% of FP17s for the same patient ID Re-attending between 3 & 9 months - Children	418	1,005	41.6%	57.1%	58.9%	57.6%
% of FP17s for the same patient ID Re-attending between 3 & 9 months - Adults	18	40	45.0%	50.6%	52.2%	50.1%
% of FP17s for Band 1 Urgent Courses	69	1,070	6.4%	9.8%	9.2%	9.1%
% of FP17s Relating to Free Repair or Replacements	0	1,070	0.0%	1.0%	1.0%	0.8%
% of FP17s Relating to Continuations	1	1,070	0.1%	1.6%	1.4%	1.2%
% of Patients satisfied with the dentistry they have received	0	0	N/A	93.7%	93.1%	92.8%
% of Patients satisfied with the time they had to wait for an appointment	0	0	N/A	93.0%	89.5%	88.7%

* This is based on patients treated on this contract for their most recent course of treatment. Figures in italics indicate the base number of FP17s or Patient Questionnaire responses are less than 100. N/A is shown where the base number of responses is less than 10 during the period. % is calculated as Quantity/Base number*100

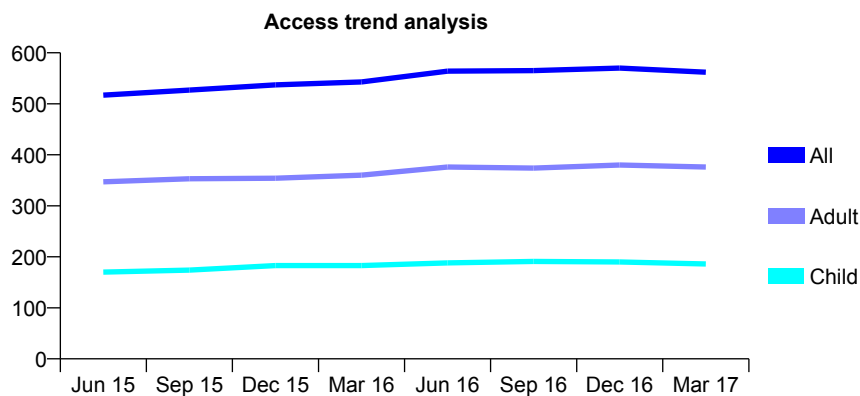
Q44 - Vital Signs At a Glance Contract Report for 861928/0001 - Year end March 2017

Name or company name	MR PA FARRELL
Contract type name	GDS Contract
Purpose of contract	General
Contract start date	01/10/2006
Contract end date	

16/17 Contracted general activity (UDA)	1,081
Carry forward general activity (UDA)	0
16/17 Contracted orthodontic activity (UOA)	0
Carry forward orthodontic activity (UOA)	0
Baseline contract value	£29,254.06

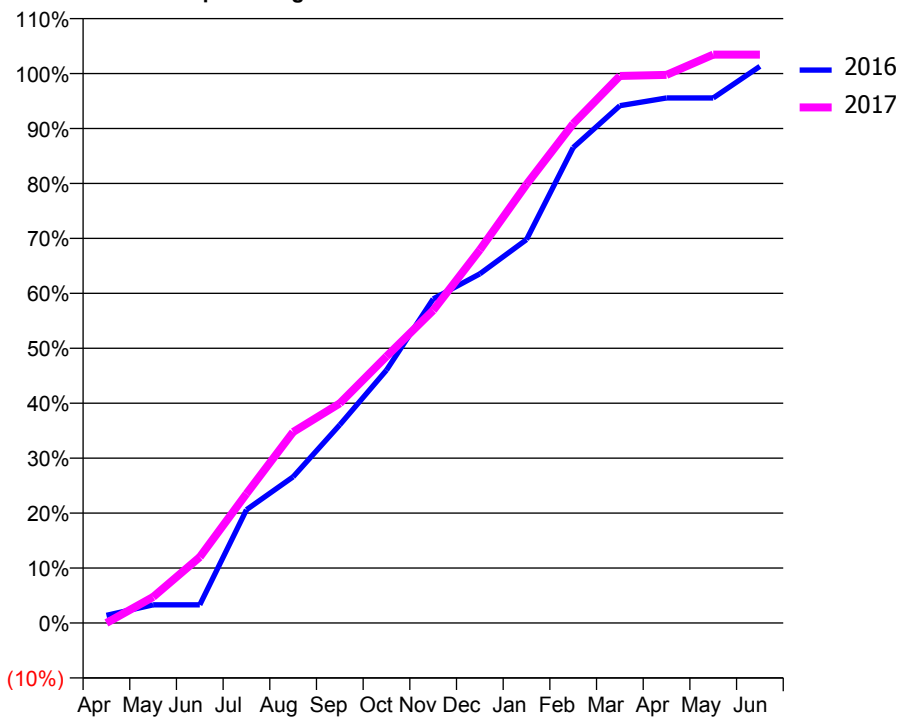
ACCESS*

Patients seen in 24 months	Total	Change since previous quarter
Quarter ending March 2016	543	
Quarter ending June 2016	564	↑
Quarter ending September 2016	565	→
Quarter ending December 2016	570	→
Quarter ending March 2017	562	↓
Variance since March 2016	3.5%	↑



ACTIVITY

Cumulative percentage of contracted UDA delivered 2016 & 2017



Month	Adjusted Scheduled Activity (UDA)	
	2016	2017
April	15	0
May	36	51
June	36	130
July	223	254
August	288	376
September	390	432
October	498	524
November	638	615
December	687	734
January	754	863
February	935	982
March	1,018	1,076
April	1,033	1,078
May	1,033	1,118
June	1,095	1,118

QUALITY

	Quantity	Base Number	Contract	AT	Region	England
% of FP17s for the same patient ID Re-attending within 3 months - Children	11	274	4.0%	12.5%	13.3%	12.3%
% of FP17s for the same patient ID Re-attending within 3 months - Adults	52	486	10.7%	18.0%	17.3%	16.7%
% of FP17s for the same patient ID Re-attending between 3 & 9 months - Children	154	274	56.2%	57.1%	58.9%	57.6%
% of FP17s for the same patient ID Re-attending between 3 & 9 months - Adults	278	486	57.2%	50.6%	52.2%	50.1%
% of FP17s for Band 1 Urgent Courses	46	743	6.2%	9.8%	9.2%	9.1%
% of FP17s Relating to Free Repair or Replacements	0	743	0.0%	1.0%	1.0%	0.8%
% of FP17s Relating to Continuations	1	743	0.1%	1.6%	1.4%	1.2%
% of Patients satisfied with the dentistry they have received	4	4	N/A	93.7%	93.1%	92.8%
% of Patients satisfied with the time they had to wait for an appointment	4	4	N/A	93.0%	89.5%	88.7%

* This is based on patients treated on this contract for their most recent course of treatment. Figures in italics indicate the base number of FP17s or Patient Questionnaire responses are less than 100. N/A is shown where the base number of responses is less than 10 during the period. % is calculated as Quantity/Base number*100

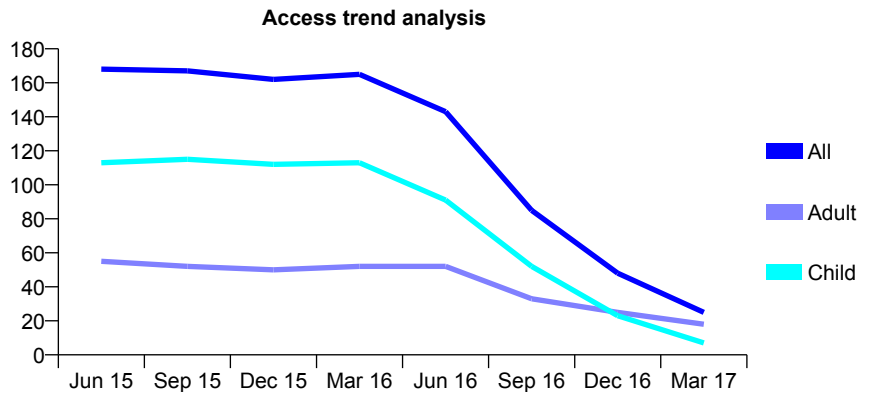
Q44 - Vital Signs At a Glance Contract Report for 869961/0001 - Year end March 2017

Name or company name	MISS JM WRIGHT
Contract type name	GDS Contract
Purpose of contract	General
Contract start date	01/04/2006
Contract end date	31/05/2016

16/17 Contracted general activity (UDA)	85
Carry forward general activity (UDA)	0
16/17 Contracted orthodontic activity (UOA)	0
Carry forward orthodontic activity (UOA)	0
Baseline contract value	£1,861.58

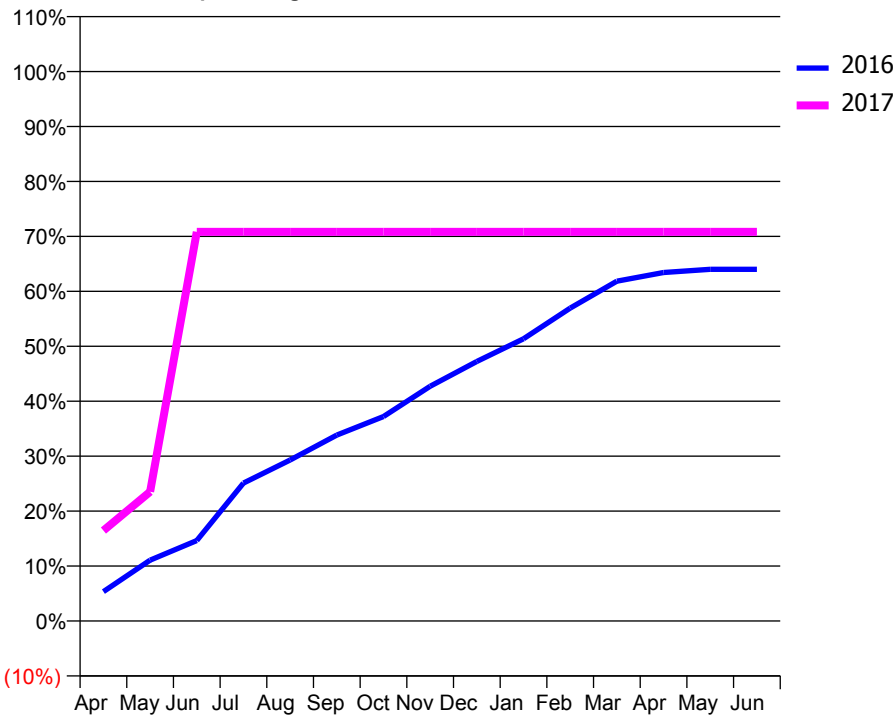
ACCESS*

Patients seen in 24 months	Total	Change since previous quarter
Quarter ending March 2016	165	
Quarter ending June 2016	143	↓
Quarter ending September 2016	85	↓
Quarter ending December 2016	48	↓
Quarter ending March 2017	25	↓
Variance since March 2016	(84.8%)	↓



ACTIVITY

Cumulative percentage of contracted UDA delivered 2016 & 2017



Month	Adjusted Scheduled Activity (UDA)	
	2016	2017
April	27	14
May	56	20
June	75	60
July	128	60
August	149	60
September	172	60
October	189	60
November	217	60
December	240	60
January	261	60
February	290	60
March	315	60
April	323	60
May	326	60
June	326	60

QUALITY

	Quantity	Base Number	Contract	AT	Region	England
% of FP17s for the same patient ID Re-attending within 3 months - Children	1	32	3.1%	12.5%	13.3%	12.3%
% of FP17s for the same patient ID Re-attending within 3 months - Adults	0	15	0.0%	18.0%	17.3%	16.7%
% of FP17s for the same patient ID Re-attending between 3 & 9 months - Children	26	32	81.3%	57.1%	58.9%	57.6%
% of FP17s for the same patient ID Re-attending between 3 & 9 months - Adults	7	15	46.7%	50.6%	52.2%	50.1%
% of FP17s for Band 1 Urgent Courses	1	39	2.6%	9.8%	9.2%	9.1%
% of FP17s Relating to Free Repair or Replacements	0	39	0.0%	1.0%	1.0%	0.8%
% of FP17s Relating to Continuations	0	39	0.0%	1.6%	1.4%	1.2%
% of Patients satisfied with the dentistry they have received	0	0	N/A	93.7%	93.1%	92.8%
% of Patients satisfied with the time they had to wait for an appointment	0	0	N/A	93.0%	89.5%	88.7%

* This is based on patients treated on this contract for their most recent course of treatment. Figures in italics indicate the base number of FP17s or Patient Questionnaire responses are less than 100. N/A is shown where the base number of responses is less than 10 during the period. % is calculated as Quantity/Base number*100

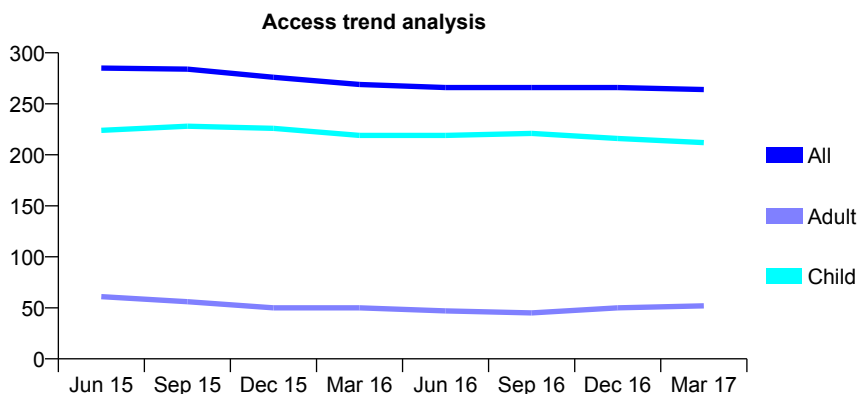
Q44 - Vital Signs At a Glance Contract Report for 906875/0001 - Year end March 2017

Name or company name	MR NP SMITH
Contract type name	GDS Contract
Purpose of contract	General
Contract start date	01/04/2006
Contract end date	

16/17 Contracted general activity (UDA)	1,200
Carry forward general activity (UDA)	0
16/17 Contracted orthodontic activity (UOA)	0
Carry forward orthodontic activity (UOA)	0
Baseline contract value	£25,459.28

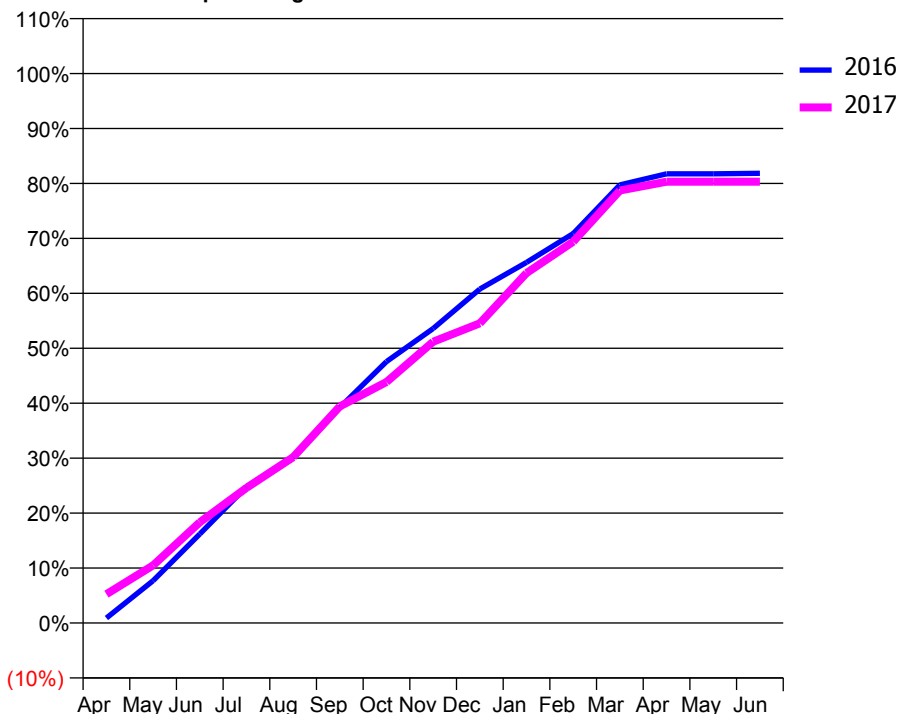
ACCESS*

Patients seen in 24 months	Total	Change since previous quarter
Quarter ending March 2016	269	
Quarter ending June 2016	266	↓
Quarter ending September 2016	266	→
Quarter ending December 2016	266	→
Quarter ending March 2017	264	→
Variance since March 2016	(1.9%)	↓



ACTIVITY

Cumulative percentage of contracted UDA delivered 2016 & 2017



Adjusted Scheduled Activity (UDA)

Month	2016	2017
April	11	63
May	92	126
June	194	220
July	297	295
August	363	362
September	471	473
October	571	526
November	643	614
December	729	654
January	788	764
February	851	833
March	957	945
April	981	964
May	981	964
June	982	964

QUALITY

	Quantity	Base Number	Contract	AT	Region	England
% of FP17s for the same patient ID Re-attending within 3 months - Children	11	399	2.8%	12.5%	13.3%	12.3%
% of FP17s for the same patient ID Re-attending within 3 months - Adults	1	24	4.2%	18.0%	17.3%	16.7%
% of FP17s for the same patient ID Re-attending between 3 & 9 months - Children	298	399	74.7%	57.1%	58.9%	57.6%
% of FP17s for the same patient ID Re-attending between 3 & 9 months - Adults	19	24	79.2%	50.6%	52.2%	50.1%
% of FP17s for Band 1 Urgent Courses	3	418	0.7%	9.8%	9.2%	9.1%
% of FP17s Relating to Free Repair or Replacements	0	418	0.0%	1.0%	1.0%	0.8%
% of FP17s Relating to Continuations	3	418	0.7%	1.6%	1.4%	1.2%
% of Patients satisfied with the dentistry they have received	0	0	N/A	93.7%	93.1%	92.8%
% of Patients satisfied with the time they had to wait for an appointment	0	0	N/A	93.0%	89.5%	88.7%

* This is based on patients treated on this contract for their most recent course of treatment. Figures in italics indicate the base number of FP17s or Patient Questionnaire responses are less than 100. N/A is shown where the base number of responses is less than 10 during the period. % is calculated as Quantity/Base number*100

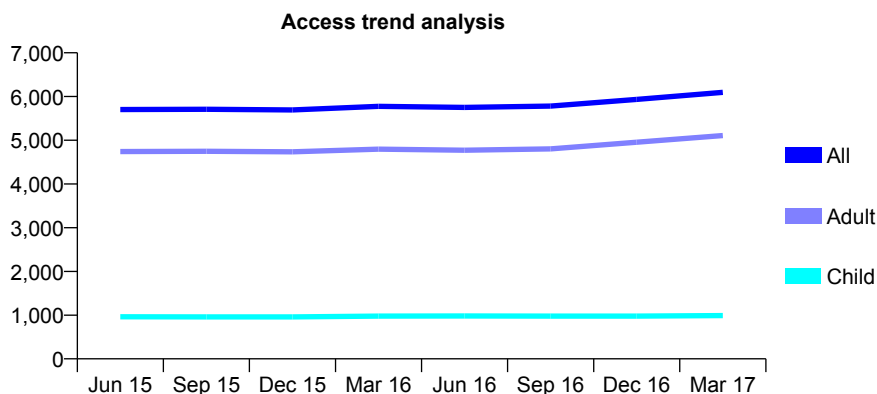
Q44 - Vital Signs At a Glance Contract Report for 912956/0001 - Year end March 2017

Name or company name	MR MJ SOLAN
Contract type name	GDS Contract
Purpose of contract	General
Contract start date	01/04/2006
Contract end date	

16/17 Contracted general activity (UDA)	18,568
Carry forward general activity (UDA)	186
16/17 Contracted orthodontic activity (UOA)	0
Carry forward orthodontic activity (UOA)	0
Baseline contract value	£502,724.77

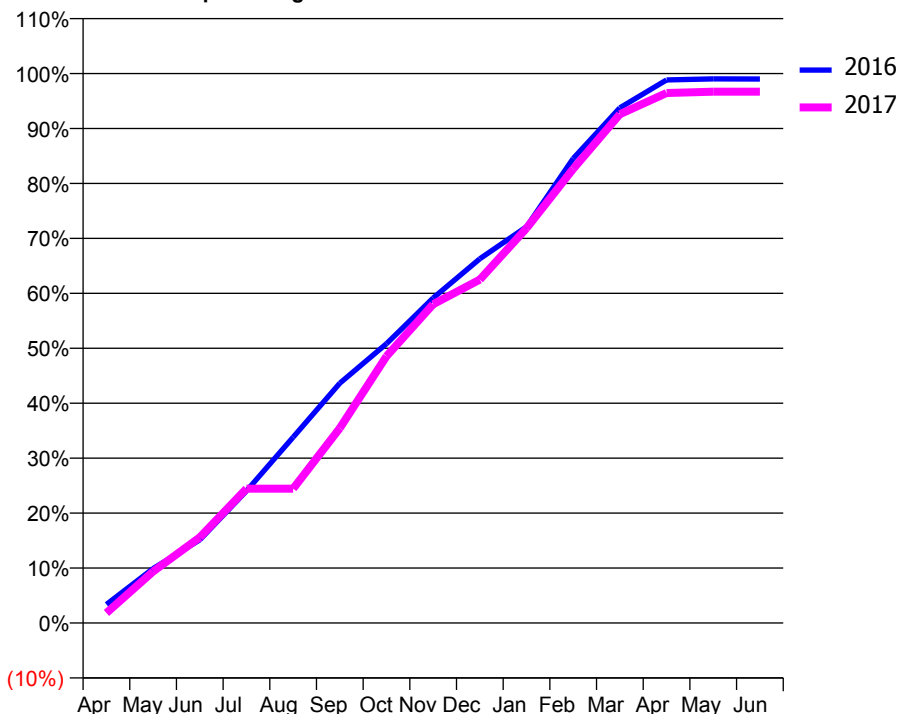
ACCESS*

Patients seen in 24 months	Total	Change since previous quarter
Quarter ending March 2016	5,774	
Quarter ending June 2016	5,752	→
Quarter ending September 2016	5,780	→
Quarter ending December 2016	5,933	↑
Quarter ending March 2017	6,097	↑
Variance since March 2016	5.6%	↑



ACTIVITY

Cumulative percentage of contracted UDA delivered 2016 & 2017



Adjusted Scheduled Activity (UDA)

Month	2016	2017
April	631	339
May	1,842	1,740
June	2,808	2,896
July	4,462	4,539
August	6,278	4,539
September	8,105	6,585
October	9,437	9,015
November	10,984	10,772
December	12,308	11,605
January	13,391	13,340
February	15,697	15,347
March	17,409	17,193
April	18,351	17,907
May	18,385	17,955
June	18,382	17,954

QUALITY

	Quantity	Base Number	Contract	AT	Region	England
% of FP17s for the same patient ID Re-attending within 3 months - Children	90	1,462	6.2%	12.5%	13.3%	12.3%
% of FP17s for the same patient ID Re-attending within 3 months - Adults	814	7,254	11.2%	18.0%	17.3%	16.7%
% of FP17s for the same patient ID Re-attending between 3 & 9 months - Children	812	1,462	55.5%	57.1%	58.9%	57.6%
% of FP17s for the same patient ID Re-attending between 3 & 9 months - Adults	4,177	7,254	57.6%	50.6%	52.2%	50.1%
% of FP17s for Band 1 Urgent Courses	205	8,653	2.4%	9.8%	9.2%	9.1%
% of FP17s Relating to Free Repair or Replacements	121	8,653	1.4%	1.0%	1.0%	0.8%
% of FP17s Relating to Continuations	118	8,653	1.4%	1.6%	1.4%	1.2%
% of Patients satisfied with the dentistry they have received	19	19	100.0%	93.7%	93.1%	92.8%
% of Patients satisfied with the time they had to wait for an appointment	17	19	89.5%	93.0%	89.5%	88.7%

* This is based on patients treated on this contract for their most recent course of treatment. Figures in italics indicate the base number of FP17s or Patient Questionnaire responses are less than 100. N/A is shown where the base number of responses is less than 10 during the period. % is calculated as Quantity/Base number*100

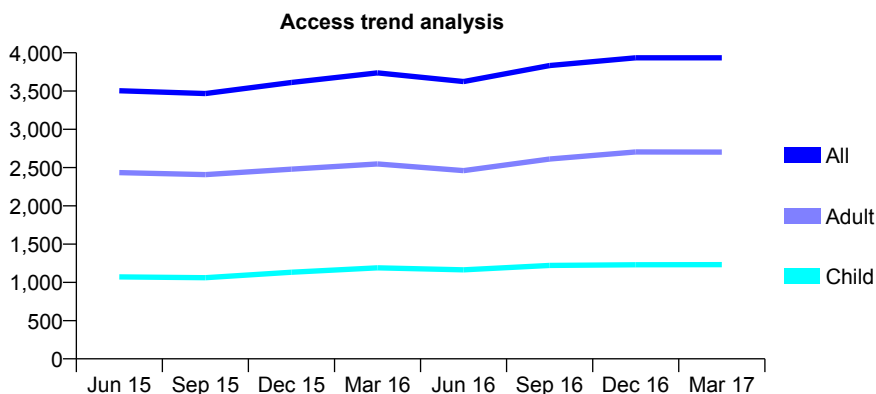
Q44 - Vital Signs At a Glance Contract Report for 914215/0001 - Year end March 2017

Name or company name	MISS AM O'HARE
Contract type name	GDS Contract
Purpose of contract	General
Contract start date	01/04/2006
Contract end date	

16/17 Contracted general activity (UDA)	9,700
Carry forward general activity (UDA)	0
16/17 Contracted orthodontic activity (UOA)	0
Carry forward orthodontic activity (UOA)	0
Baseline contract value	£297,792.13

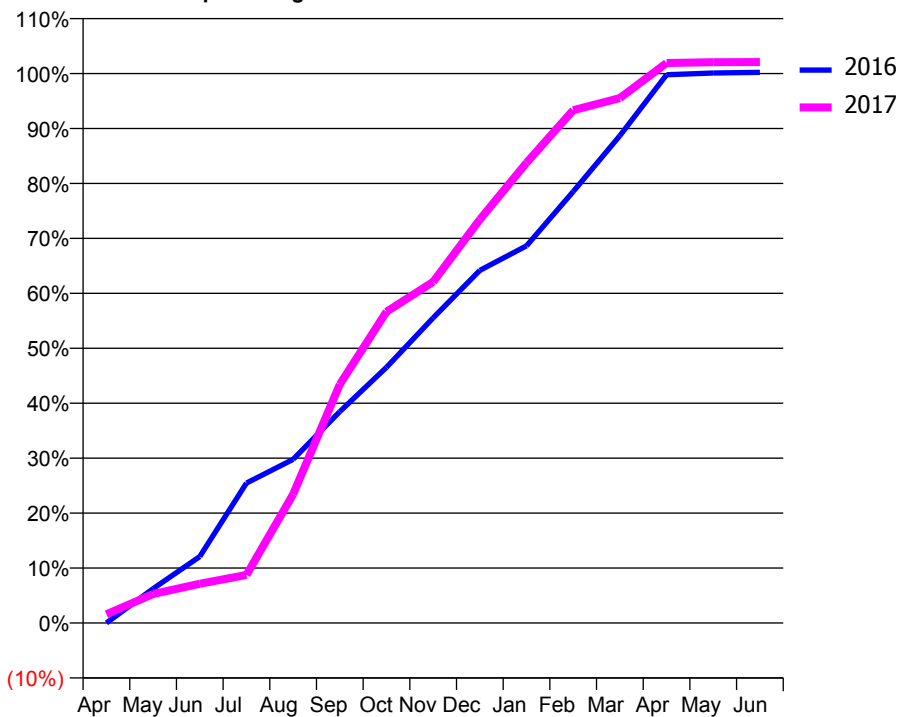
ACCESS*

Patients seen in 24 months	Total	Change since previous quarter
Quarter ending March 2016	3,737	
Quarter ending June 2016	3,625	↓
Quarter ending September 2016	3,833	↑
Quarter ending December 2016	3,934	↑
Quarter ending March 2017	3,934	→
Variance since March 2016	5.3%	↑



ACTIVITY

Cumulative percentage of contracted UDA delivered 2016 & 2017



Month	Adjusted Scheduled Activity (UDA)	
	2016	2017
April	0	154
May	607	512
June	1,173	693
July	2,471	849
August	2,889	2,273
September	3,731	4,213
October	4,514	5,496
November	5,388	6,024
December	6,225	7,121
January	6,657	8,125
February	7,615	9,052
March	8,602	9,266
April	9,678	9,884
May	9,709	9,900
June	9,721	9,901

QUALITY

	Quantity	Base Number	Contract	AT	Region	England
% of FP17s for the same patient ID Re-attending within 3 months - Children	81	1,331	6.1%	12.5%	13.3%	12.3%
% of FP17s for the same patient ID Re-attending within 3 months - Adults	261	2,632	9.9%	18.0%	17.3%	16.7%
% of FP17s for the same patient ID Re-attending between 3 & 9 months - Children	559	1,331	42.0%	57.1%	58.9%	57.6%
% of FP17s for the same patient ID Re-attending between 3 & 9 months - Adults	827	2,632	31.4%	50.6%	52.2%	50.1%
% of FP17s for Band 1 Urgent Courses	315	3,915	8.0%	9.8%	9.2%	9.1%
% of FP17s Relating to Free Repair or Replacements	20	3,915	0.5%	1.0%	1.0%	0.8%
% of FP17s Relating to Continuations	27	3,915	0.7%	1.6%	1.4%	1.2%
% of Patients satisfied with the dentistry they have received	10	10	100.0%	93.7%	93.1%	92.8%
% of Patients satisfied with the time they had to wait for an appointment	8	10	80.0%	93.0%	89.5%	88.7%

* This is based on patients treated on this contract for their most recent course of treatment. Figures in italics indicate the base number of FP17s or Patient Questionnaire responses are less than 100. N/A is shown where the base number of responses is less than 10 during the period. % is calculated as Quantity/Base number*100

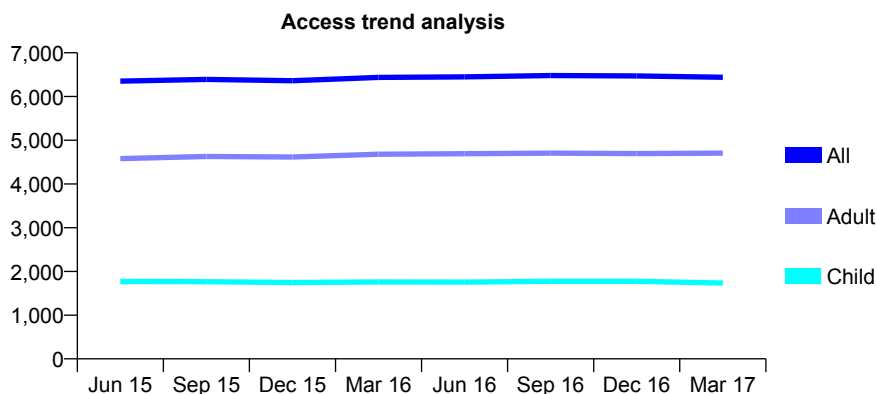
Q44 - Vital Signs At a Glance Contract Report for 914479/0001 - Year end March 2017

Name or company name	MR JP MIMNAGH
Contract type name	GDS Contract
Purpose of contract	General
Contract start date	01/04/2006
Contract end date	

16/17 Contracted general activity (UDA)	16,750
Carry forward general activity (UDA)	0
16/17 Contracted orthodontic activity (UOA)	0
Carry forward orthodontic activity (UOA)	0
Baseline contract value	£496,924.84

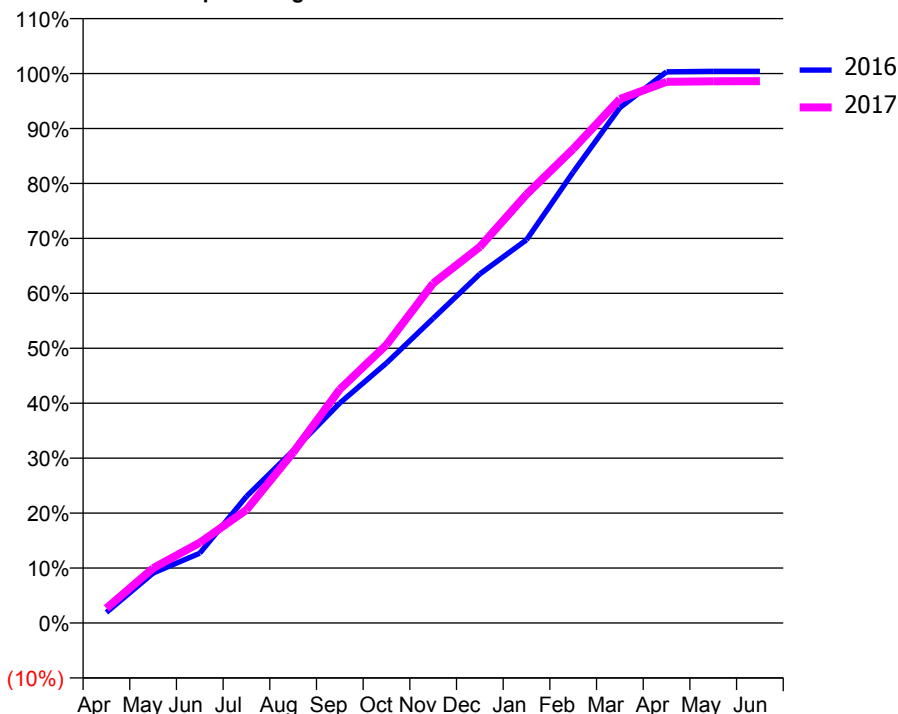
ACCESS*

Patients seen in 24 months	Total	Change since previous quarter
Quarter ending March 2016	6,438	
Quarter ending June 2016	6,449	→
Quarter ending September 2016	6,479	→
Quarter ending December 2016	6,472	→
Quarter ending March 2017	6,439	→
Variance since March 2016	0.0%	→



ACTIVITY

Cumulative percentage of contracted UDA delivered 2016 & 2017



Month	Adjusted Scheduled Activity (UDA)	
	2016	2017
April	322	450
May	1,524	1,673
June	2,126	2,450
July	3,861	3,450
August	5,254	5,198
September	6,703	7,121
October	7,924	8,483
November	9,288	10,356
December	10,639	11,465
January	11,679	13,068
February	13,744	14,454
March	15,707	15,972
April	16,800	16,498
May	16,818	16,511
June	16,818	16,518

QUALITY

	Quantity	Base Number	Contract	AT	Region	England
% of FP17s for the same patient ID Re-attending within 3 months - Children	220	2,284	9.6%	12.5%	13.3%	12.3%
% of FP17s for the same patient ID Re-attending within 3 months - Adults	990	5,843	16.9%	18.0%	17.3%	16.7%
% of FP17s for the same patient ID Re-attending between 3 & 9 months - Children	1,089	2,284	47.7%	57.1%	58.9%	57.6%
% of FP17s for the same patient ID Re-attending between 3 & 9 months - Adults	2,493	5,843	42.7%	50.6%	52.2%	50.1%
% of FP17s for Band 1 Urgent Courses	877	7,315	12.0%	9.8%	9.2%	9.1%
% of FP17s Relating to Free Repair or Replacements	86	7,315	1.2%	1.0%	1.0%	0.8%
% of FP17s Relating to Continuations	191	7,315	2.6%	1.6%	1.4%	1.2%
% of Patients satisfied with the dentistry they have received	23	24	95.8%	93.7%	93.1%	92.8%
% of Patients satisfied with the time they had to wait for an appointment	24	24	100.0%	93.0%	89.5%	88.7%

* This is based on patients treated on this contract for their most recent course of treatment. Figures in italics indicate the base number of FP17s or Patient Questionnaire responses are less than 100. N/A is shown where the base number of responses is less than 10 during the period. % is calculated as Quantity/Base number*100

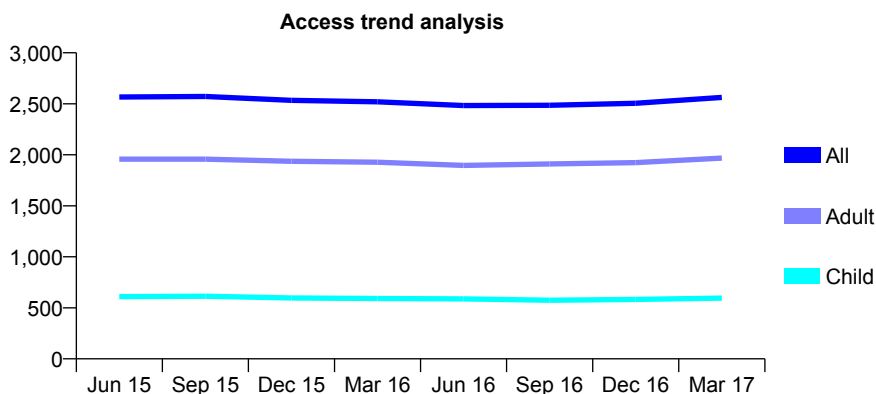
Q44 - Vital Signs At a Glance Contract Report for 927511/0001 - Year end March 2017

Name or company name	MISS AS DEVINE
Contract type name	GDS Contract
Purpose of contract	General
Contract start date	01/04/2006
Contract end date	

16/17 Contracted general activity (UDA)	7,500
Carry forward general activity (UDA)	121
16/17 Contracted orthodontic activity (UOA)	0
Carry forward orthodontic activity (UOA)	0
Baseline contract value	£201,896.32

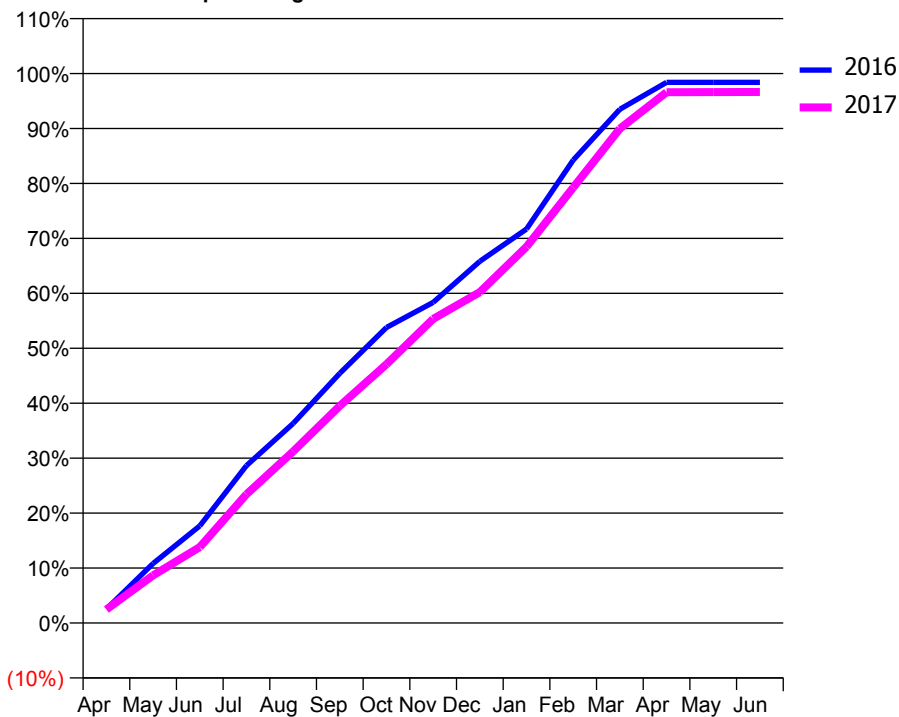
ACCESS*

Patients seen in 24 months	Total	Change since previous quarter
Quarter ending March 2016	2,519	
Quarter ending June 2016	2,483	↓
Quarter ending September 2016	2,485	→
Quarter ending December 2016	2,505	→
Quarter ending March 2017	2,563	↑
Variance since March 2016	1.7%	→



ACTIVITY

Cumulative percentage of contracted UDA delivered 2016 & 2017



Adjusted Scheduled Activity (UDA)

Month	2016	2017
April	193	185
May	812	650
June	1,326	1,036
July	2,148	1,758
August	2,723	2,341
September	3,408	2,963
October	4,033	3,532
November	4,377	4,151
December	4,938	4,516
January	5,378	5,135
February	6,317	5,943
March	7,012	6,747
April	7,379	7,245
May	7,379	7,246
June	7,379	7,248

QUALITY

	Quantity	Base Number	Contract	AT	Region	England
% of FP17s for the same patient ID Re-attending within 3 months - Children	88	919	9.6%	12.5%	13.3%	12.3%
% of FP17s for the same patient ID Re-attending within 3 months - Adults	773	3,369	22.9%	18.0%	17.3%	16.7%
% of FP17s for the same patient ID Re-attending between 3 & 9 months - Children	529	919	57.6%	57.1%	58.9%	57.6%
% of FP17s for the same patient ID Re-attending between 3 & 9 months - Adults	1,733	3,369	51.4%	50.6%	52.2%	50.1%
% of FP17s for Band 1 Urgent Courses	127	4,350	2.9%	9.8%	9.2%	9.1%
% of FP17s Relating to Free Repair or Replacements	59	4,350	1.4%	1.0%	1.0%	0.8%
% of FP17s Relating to Continuations	27	4,350	0.6%	1.6%	1.4%	1.2%
% of Patients satisfied with the dentistry they have received	10	10	100.0%	93.7%	93.1%	92.8%
% of Patients satisfied with the time they had to wait for an appointment	10	10	100.0%	93.0%	89.5%	88.7%

* This is based on patients treated on this contract for their most recent course of treatment. Figures in italics indicate the base number of FP17s or Patient Questionnaire responses are less than 100. N/A is shown where the base number of responses is less than 10 during the period. % is calculated as Quantity/Base number*100

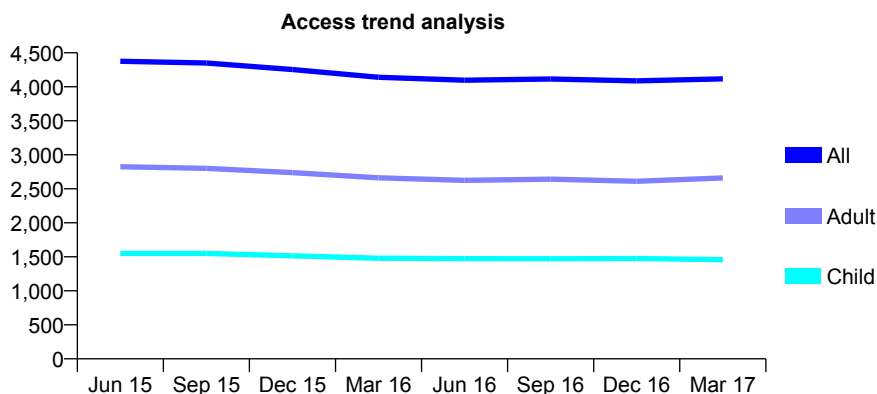
Q44 - Vital Signs At a Glance Contract Report for 931160/0001 - Year end March 2017

Name or company name	MISS EJ MARSDEN
Contract type name	GDS Contract
Purpose of contract	General
Contract start date	01/04/2006
Contract end date	

16/17 Contracted general activity (UDA)	8,915
Carry forward general activity (UDA)	0
16/17 Contracted orthodontic activity (UOA)	0
Carry forward orthodontic activity (UOA)	0
Baseline contract value	£216,186.51

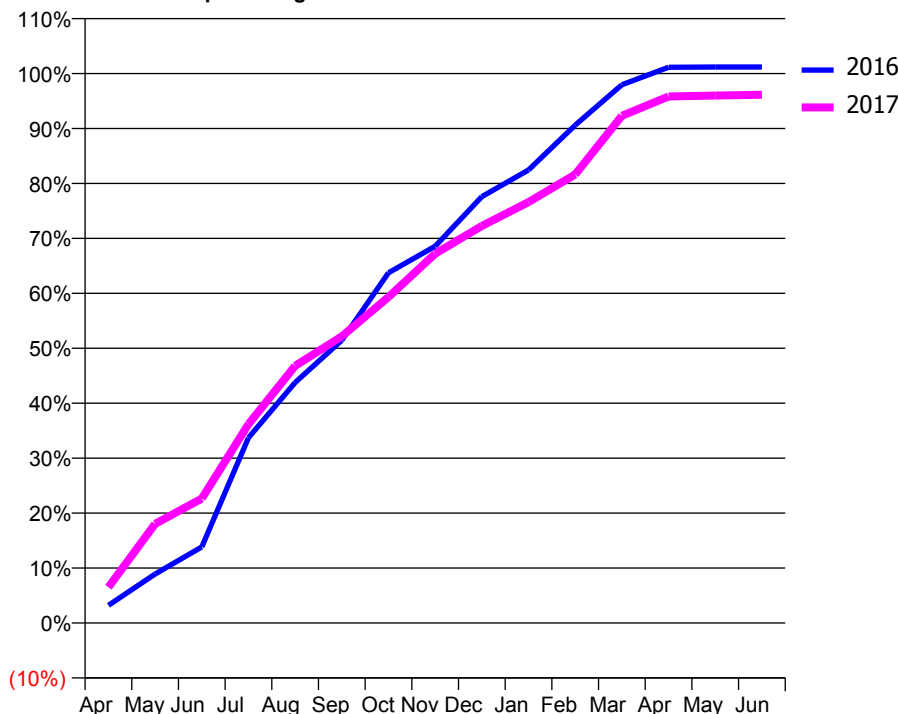
ACCESS*

Patients seen in 24 months	Total	Change since previous quarter
Quarter ending March 2016	4,141	
Quarter ending June 2016	4,098	↓
Quarter ending September 2016	4,115	→
Quarter ending December 2016	4,087	→
Quarter ending March 2017	4,117	→
Variance since March 2016	(0.6%)	→



ACTIVITY

Cumulative percentage of contracted UDA delivered 2016 & 2017



Adjusted Scheduled Activity (UDA)

Month	2016	2017
April	287	580
May	796	1,609
June	1,233	2,019
July	3,005	3,226
August	3,902	4,172
September	4,588	4,650
October	5,682	5,289
November	6,113	5,991
December	6,917	6,441
January	7,351	6,829
February	8,076	7,276
March	8,733	8,228
April	9,017	8,543
May	9,020	8,558
June	9,020	8,570

QUALITY

	Quantity	Base Number	Contract	AT	Region	England
% of FP17s for the same patient ID Re-attending within 3 months - Children	182	2,246	8.1%	12.5%	13.3%	12.3%
% of FP17s for the same patient ID Re-attending within 3 months - Adults	331	2,868	11.5%	18.0%	17.3%	16.7%
% of FP17s for the same patient ID Re-attending between 3 & 9 months - Children	1,217	2,246	54.2%	57.1%	58.9%	57.6%
% of FP17s for the same patient ID Re-attending between 3 & 9 months - Adults	1,362	2,868	47.5%	50.6%	52.2%	50.1%
% of FP17s for Band 1 Urgent Courses	324	5,128	6.3%	9.8%	9.2%	9.1%
% of FP17s Relating to Free Repair or Replacements	11	5,128	0.2%	1.0%	1.0%	0.8%
% of FP17s Relating to Continuations	129	5,128	2.5%	1.6%	1.4%	1.2%
% of Patients satisfied with the dentistry they have received	5	5	N/A	93.7%	93.1%	92.8%
% of Patients satisfied with the time they had to wait for an appointment	3	5	N/A	93.0%	89.5%	88.7%

* This is based on patients treated on this contract for their most recent course of treatment. Figures in italics indicate the base number of FP17s or Patient Questionnaire responses are less than 100. N/A is shown where the base number of responses is less than 10 during the period. % is calculated as Quantity/Base number*100

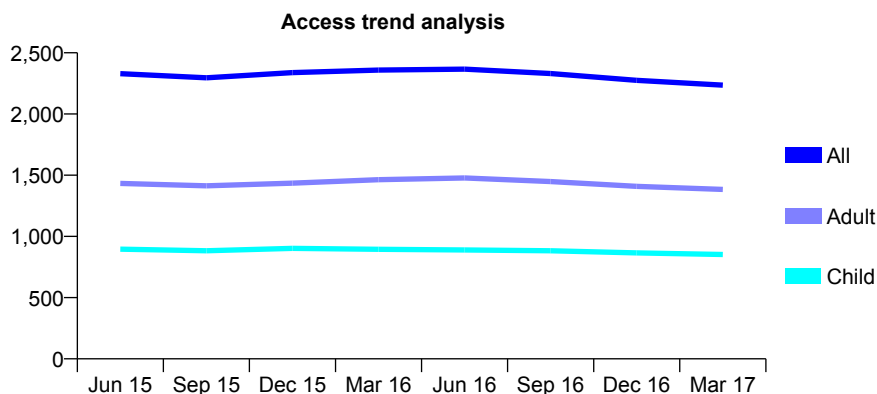
Q44 - Vital Signs At a Glance Contract Report for 933708/0001 - Year end March 2017

Name or company name	MR JW BAX
Contract type name	GDS Contract
Purpose of contract	General
Contract start date	01/04/2006
Contract end date	

16/17 Contracted general activity (UDA)	7,340
Carry forward general activity (UDA)	0
16/17 Contracted orthodontic activity (UOA)	0
Carry forward orthodontic activity (UOA)	0
Baseline contract value	£173,067.46

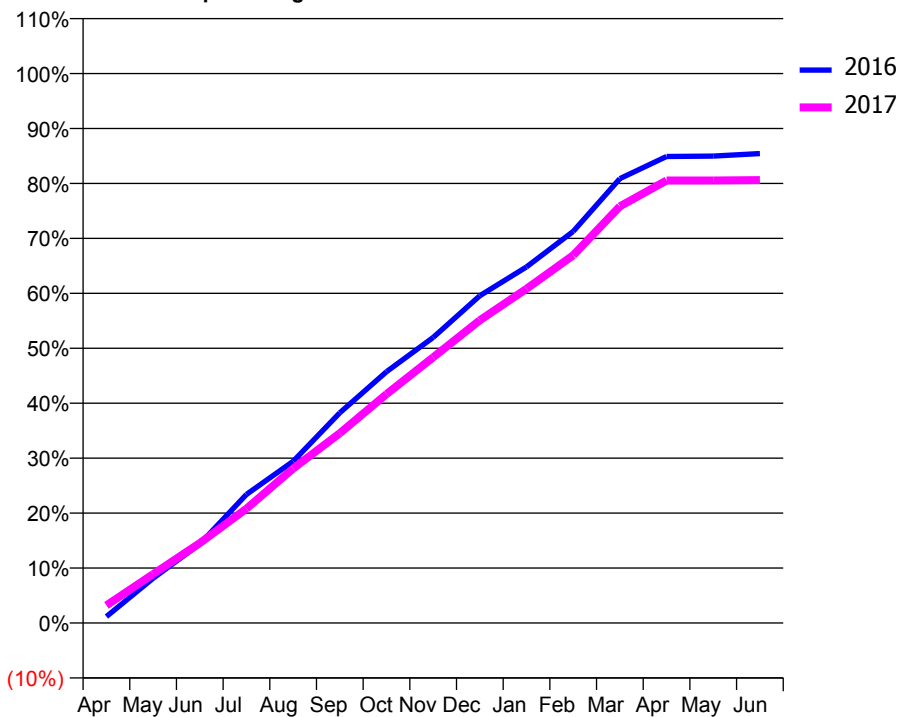
ACCESS*

Patients seen in 24 months	Total	Change since previous quarter
Quarter ending March 2016	2,359	
Quarter ending June 2016	2,367	→
Quarter ending September 2016	2,331	↓
Quarter ending December 2016	2,275	↓
Quarter ending March 2017	2,236	↓
Variance since March 2016	(5.2%)	↓



ACTIVITY

Cumulative percentage of contracted UDA delivered 2016 & 2017



Adjusted Scheduled Activity (UDA)

Month	2016	2017
April	86	235
May	598	653
June	1,055	1,067
July	1,719	1,528
August	2,160	2,064
September	2,808	2,536
October	3,357	3,057
November	3,814	3,549
December	4,371	4,044
January	4,756	4,465
February	5,230	4,912
March	5,936	5,566
April	6,232	5,910
May	6,236	5,911
June	6,270	5,916

QUALITY

	Quantity	Base Number	Contract	AT	Region	England
% of FP17s for the same patient ID Re-attending within 3 months - Children	183	1,600	11.4%	12.5%	13.3%	12.3%
% of FP17s for the same patient ID Re-attending within 3 months - Adults	295	2,002	14.7%	18.0%	17.3%	16.7%
% of FP17s for the same patient ID Re-attending between 3 & 9 months - Children	1,107	1,600	69.2%	57.1%	58.9%	57.6%
% of FP17s for the same patient ID Re-attending between 3 & 9 months - Adults	1,330	2,002	66.4%	50.6%	52.2%	50.1%
% of FP17s for Band 1 Urgent Courses	292	3,557	8.2%	9.8%	9.2%	9.1%
% of FP17s Relating to Free Repair or Replacements	21	3,557	0.6%	1.0%	1.0%	0.8%
% of FP17s Relating to Continuations	14	3,557	0.4%	1.6%	1.4%	1.2%
% of Patients satisfied with the dentistry they have received	8	10	80.0%	93.7%	93.1%	92.8%
% of Patients satisfied with the time they had to wait for an appointment	9	10	90.0%	93.0%	89.5%	88.7%

* This is based on patients treated on this contract for their most recent course of treatment. Figures in italics indicate the base number of FP17s or Patient Questionnaire responses are less than 100. N/A is shown where the base number of responses is less than 10 during the period. % is calculated as Quantity/Base number*100

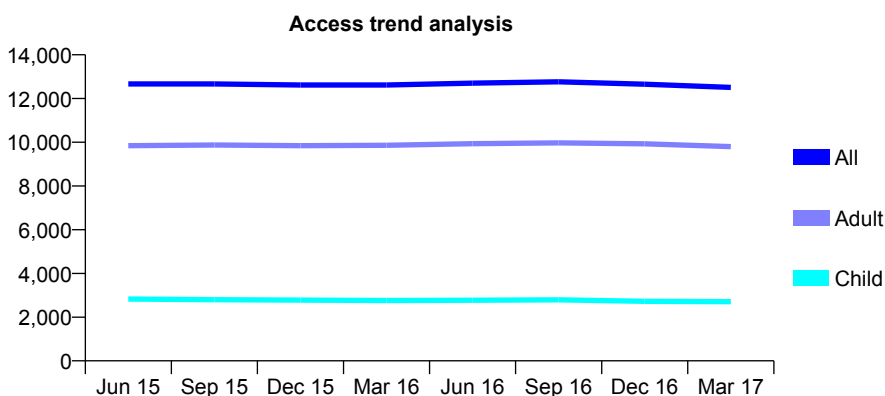
Q44 - Vital Signs At a Glance Contract Report for 935360/0001 - Year end March 2017

Name or company name	Sutton Dental Practice
Contract type name	GDS Contract
Purpose of contract	General
Contract start date	01/04/2006
Contract end date	

16/17 Contracted general activity (UDA)	40,588
Carry forward general activity (UDA)	0
16/17 Contracted orthodontic activity (UOA)	0
Carry forward orthodontic activity (UOA)	0
Baseline contract value	£1,193,558.52

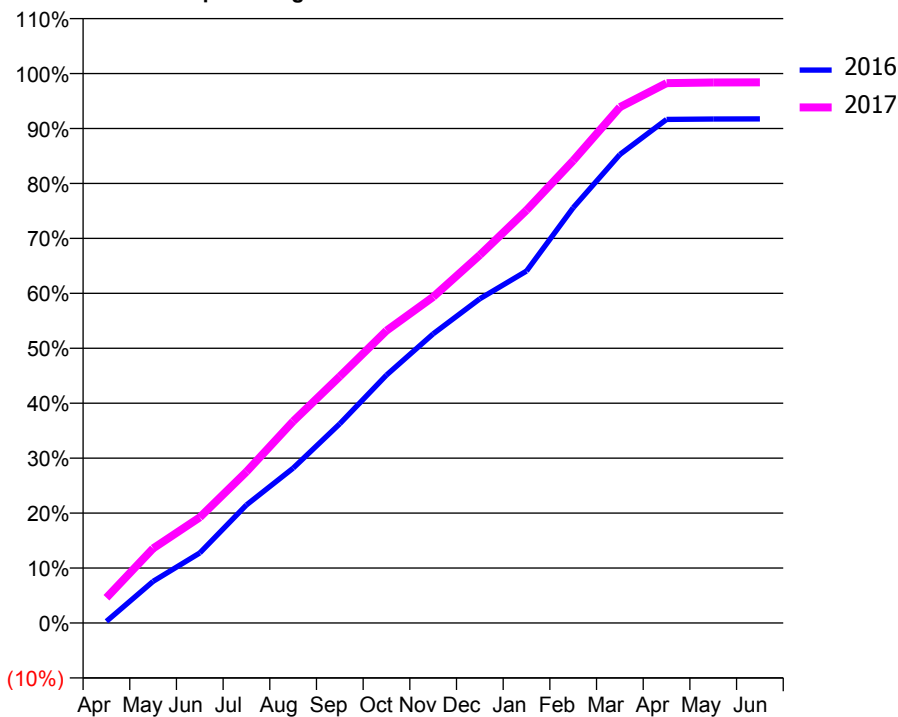
ACCESS*

Patients seen in 24 months	Total	Change since previous quarter
Quarter ending March 2016	12,620	
Quarter ending June 2016	12,704	→
Quarter ending September 2016	12,764	→
Quarter ending December 2016	12,655	→
Quarter ending March 2017	12,507	↓
Variance since March 2016	(0.9%)	→



ACTIVITY

Cumulative percentage of contracted UDA delivered 2016 & 2017



QUALITY

	Quantity	Base Number	Contract	AT	Region	England
% of FP17s for the same patient ID Re-attending within 3 months - Children	353	4,659	7.6%	12.5%	13.3%	12.3%
% of FP17s for the same patient ID Re-attending within 3 months - Adults	2,487	16,725	14.9%	18.0%	17.3%	16.7%
% of FP17s for the same patient ID Re-attending between 3 & 9 months - Children	3,095	4,659	66.4%	57.1%	58.9%	57.6%
% of FP17s for the same patient ID Re-attending between 3 & 9 months - Adults	10,861	16,725	64.9%	50.6%	52.2%	50.1%
% of FP17s for Band 1 Urgent Courses	2,309	21,037	11.0%	9.8%	9.2%	9.1%
% of FP17s Relating to Free Repair or Replacements	147	21,037	0.7%	1.0%	1.0%	0.8%
% of FP17s Relating to Continuations	336	21,037	1.6%	1.6%	1.4%	1.2%
% of Patients satisfied with the dentistry they have received	20	20	100.0%	93.7%	93.1%	92.8%
% of Patients satisfied with the time they had to wait for an appointment	20	20	100.0%	93.0%	89.5%	88.7%

* This is based on patients treated on this contract for their most recent course of treatment. Figures in italics indicate the base number of FP17s or Patient Questionnaire responses are less than 100. N/A is shown where the base number of responses is less than 10 during the period. % is calculated as Quantity/Base number*100

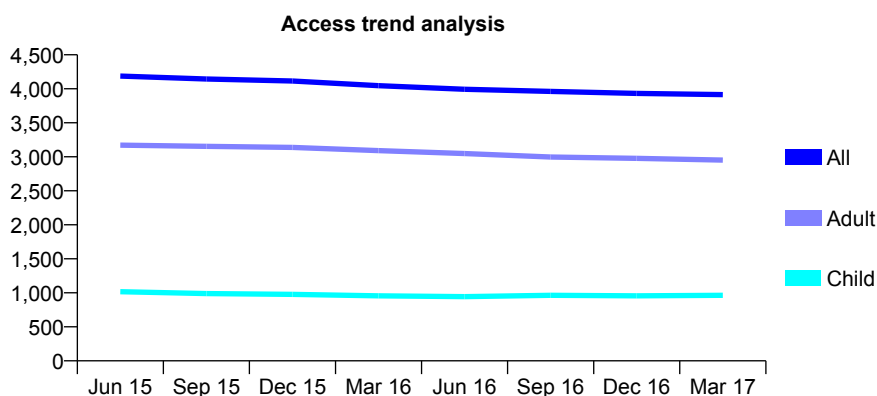
Q44 - Vital Signs At a Glance Contract Report for 938289/0001 - Year end March 2017

Name or company name	MR KC HO
Contract type name	GDS Contract
Purpose of contract	General
Contract start date	01/04/2006
Contract end date	

16/17 Contracted general activity (UDA)	12,193
Carry forward general activity (UDA)	322
16/17 Contracted orthodontic activity (UOA)	0
Carry forward orthodontic activity (UOA)	0
Baseline contract value	£352,185.10

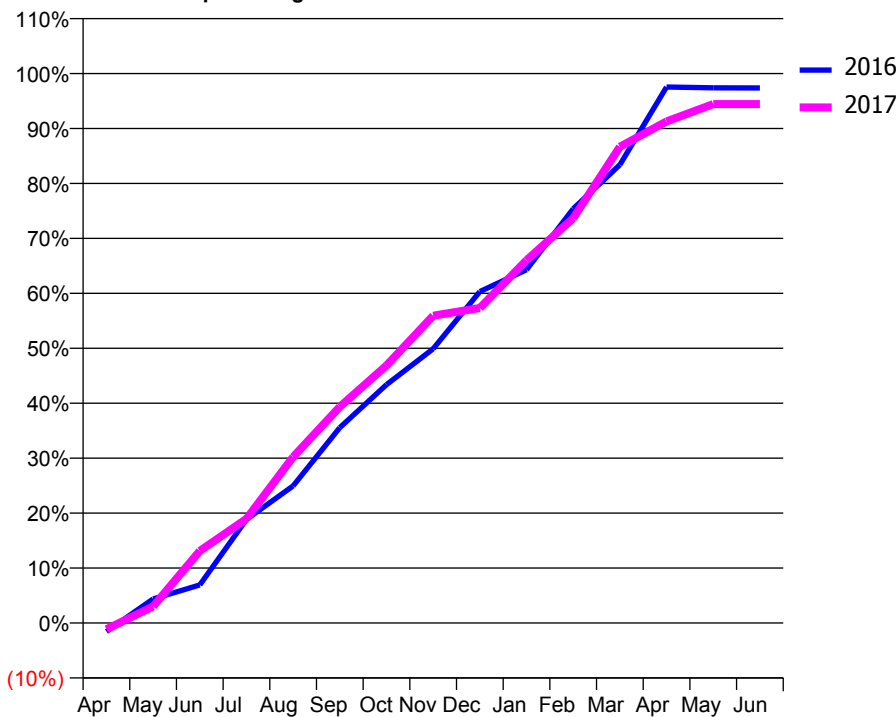
ACCESS*

Patients seen in 24 months	Total	Change since previous quarter
Quarter ending March 2016	4,046	
Quarter ending June 2016	3,994	↓
Quarter ending September 2016	3,961	→
Quarter ending December 2016	3,933	→
Quarter ending March 2017	3,915	→
Variance since March 2016	(3.2%)	↓



ACTIVITY

Cumulative percentage of contracted UDA delivered 2016 & 2017



Month	Adjusted Scheduled Activity (UDA)	
	2016	2017
April	-190	-142
May	533	370
June	846	1,598
July	2,299	2,311
August	3,043	3,686
September	4,336	4,798
October	5,289	5,716
November	6,086	6,819
December	7,356	6,992
January	7,838	8,051
February	9,191	8,982
March	10,167	10,567
April	11,892	11,130
May	11,876	11,516
June	11,871	11,516

QUALITY

	Quantity	Base Number	Contract	AT	Region	England
% of FP17s for the same patient ID Re-attending within 3 months - Children	151	1,688	8.9%	12.5%	13.3%	12.3%
% of FP17s for the same patient ID Re-attending within 3 months - Adults	463	4,277	10.8%	18.0%	17.3%	16.7%
% of FP17s for the same patient ID Re-attending between 3 & 9 months - Children	1,095	1,688	64.9%	57.1%	58.9%	57.6%
% of FP17s for the same patient ID Re-attending between 3 & 9 months - Adults	2,550	4,277	59.6%	50.6%	52.2%	50.1%
% of FP17s for Band 1 Urgent Courses	394	5,782	6.8%	9.8%	9.2%	9.1%
% of FP17s Relating to Free Repair or Replacements	87	5,782	1.5%	1.0%	1.0%	0.8%
% of FP17s Relating to Continuations	34	5,782	0.6%	1.6%	1.4%	1.2%
% of Patients satisfied with the dentistry they have received	26	26	100.0%	93.7%	93.1%	92.8%
% of Patients satisfied with the time they had to wait for an appointment	26	26	100.0%	93.0%	89.5%	88.7%

* This is based on patients treated on this contract for their most recent course of treatment. Figures in italics indicate the base number of FP17s or Patient Questionnaire responses are less than 100. N/A is shown where the base number of responses is less than 10 during the period. % is calculated as Quantity/Base number*100

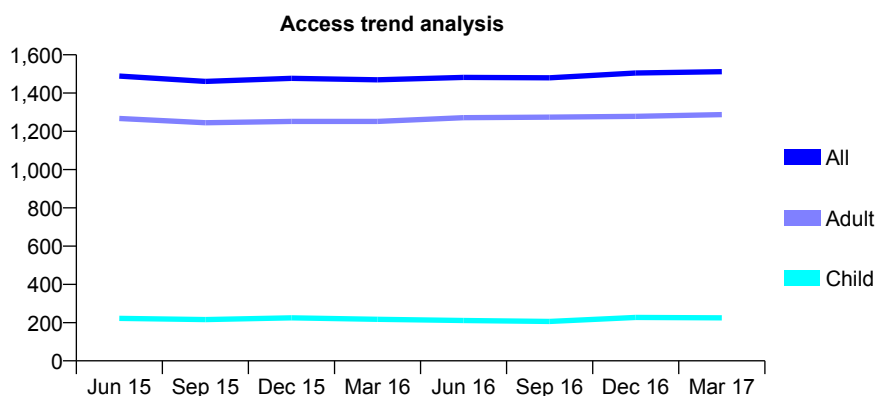
Q44 - Vital Signs At a Glance Contract Report for 960071/0001 - Year end March 2017

Name or company name	MR F LADJEVARDI
Contract type name	GDS Contract
Purpose of contract	General
Contract start date	10/10/2006
Contract end date	

16/17 Contracted general activity (UDA)	7,618
Carry forward general activity (UDA)	0
16/17 Contracted orthodontic activity (UOA)	0
Carry forward orthodontic activity (UOA)	0
Baseline contract value	£201,054.24

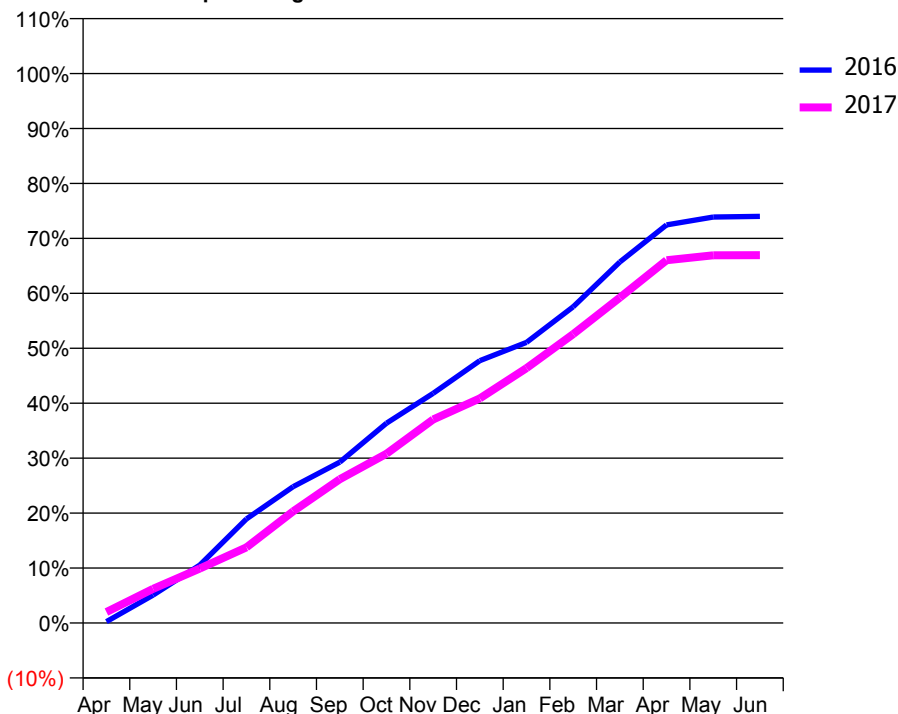
ACCESS*

Patients seen in 24 months	Total	Change since previous quarter
Quarter ending March 2016	1,469	
Quarter ending June 2016	1,482	→
Quarter ending September 2016	1,480	→
Quarter ending December 2016	1,505	→
Quarter ending March 2017	1,512	→
Variance since March 2016	2.9%	↑



ACTIVITY

Cumulative percentage of contracted UDA delivered 2016 & 2017



Adjusted Scheduled Activity (UDA)

Month	2016	2017
April	19	153
May	387	475
June	804	755
July	1,444	1,049
August	1,891	1,548
September	2,231	1,993
October	2,771	2,348
November	3,184	2,822
December	3,636	3,114
January	3,891	3,533
February	4,384	4,004
March	5,006	4,512
April	5,518	5,029
May	5,628	5,098
June	5,638	5,099

QUALITY

	Quantity	Base Number	Contract	AT	Region	England
% of FP17s for the same patient ID Re-attending within 3 months - Children	37	387	9.6%	12.5%	13.3%	12.3%
% of FP17s for the same patient ID Re-attending within 3 months - Adults	240	2,052	11.7%	18.0%	17.3%	16.7%
% of FP17s for the same patient ID Re-attending between 3 & 9 months - Children	254	387	65.6%	57.1%	58.9%	57.6%
% of FP17s for the same patient ID Re-attending between 3 & 9 months - Adults	1,330	2,052	64.8%	50.6%	52.2%	50.1%
% of FP17s for Band 1 Urgent Courses	199	2,462	8.1%	9.8%	9.2%	9.1%
% of FP17s Relating to Free Repair or Replacements	10	2,462	0.4%	1.0%	1.0%	0.8%
% of FP17s Relating to Continuations	14	2,462	0.6%	1.6%	1.4%	1.2%
% of Patients satisfied with the dentistry they have received	7	7	N/A	93.7%	93.1%	92.8%
% of Patients satisfied with the time they had to wait for an appointment	7	7	N/A	93.0%	89.5%	88.7%

* This is based on patients treated on this contract for their most recent course of treatment. Figures in italics indicate the base number of FP17s or Patient Questionnaire responses are less than 100. N/A is shown where the base number of responses is less than 10 during the period. % is calculated as Quantity/Base number*100

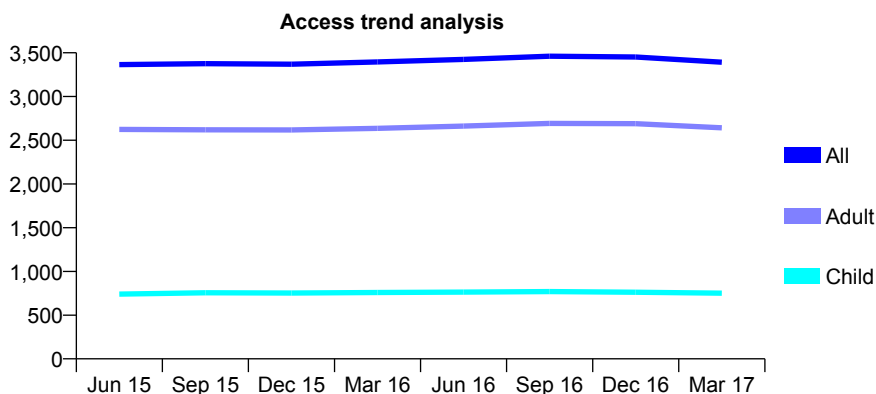
Q44 - Vital Signs At a Glance Contract Report for 968404/0001 - Year end March 2017

Name or company name	MR WK ASKAR
Contract type name	GDS Contract
Purpose of contract	General
Contract start date	22/09/2007
Contract end date	

16/17 Contracted general activity (UDA)	8,417
Carry forward general activity (UDA)	0
16/17 Contracted orthodontic activity (UOA)	0
Carry forward orthodontic activity (UOA)	0
Baseline contract value	£227,781.24

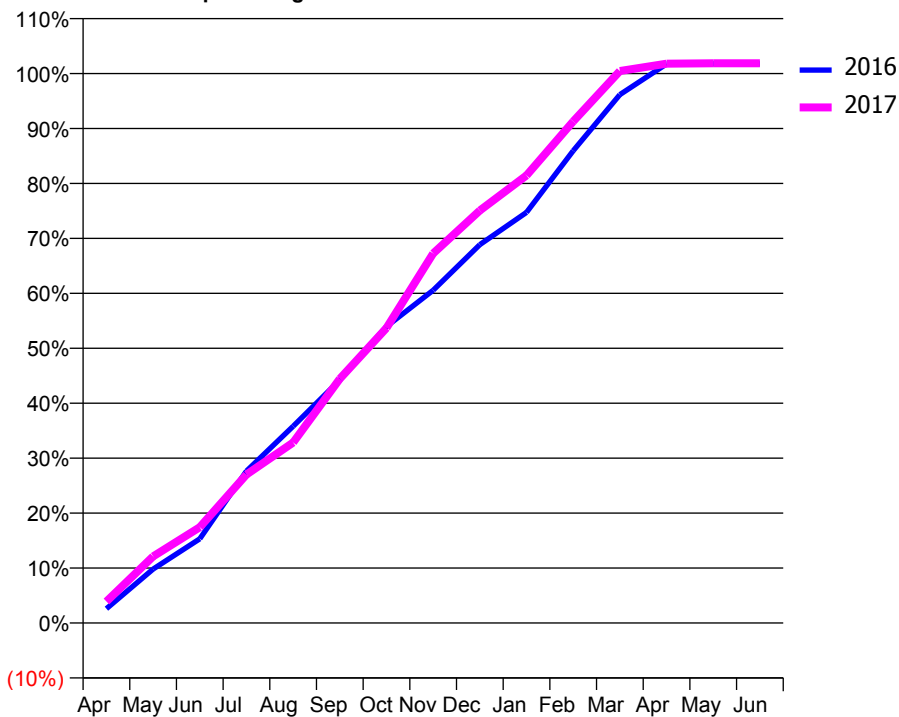
ACCESS*

Patients seen in 24 months	Total	Change since previous quarter
Quarter ending March 2016	3,395	
Quarter ending June 2016	3,425	→
Quarter ending September 2016	3,461	→
Quarter ending December 2016	3,452	→
Quarter ending March 2017	3,393	↓
Variance since March 2016	(0.1%)	→



ACTIVITY

Cumulative percentage of contracted UDA delivered 2016 & 2017



Month	Adjusted Scheduled Activity (UDA)	
	2016	2017
April	219	330
May	825	1,020
June	1,290	1,468
July	2,327	2,274
August	3,014	2,765
September	3,722	3,742
October	4,541	4,519
November	5,098	5,661
December	5,796	6,319
January	6,290	6,855
February	7,234	7,683
March	8,094	8,455
April	8,564	8,568
May	8,566	8,573
June	8,566	8,573

QUALITY

	Quantity	Base Number	Contract	AT	Region	England
% of FP17s for the same patient ID Re-attending within 3 months - Children	105	1,065	9.9%	12.5%	13.3%	12.3%
% of FP17s for the same patient ID Re-attending within 3 months - Adults	670	3,669	18.3%	18.0%	17.3%	16.7%
% of FP17s for the same patient ID Re-attending between 3 & 9 months - Children	538	1,065	50.5%	57.1%	58.9%	57.6%
% of FP17s for the same patient ID Re-attending between 3 & 9 months - Adults	1,804	3,669	49.2%	50.6%	52.2%	50.1%
% of FP17s for Band 1 Urgent Courses	501	3,841	13.0%	9.8%	9.2%	9.1%
% of FP17s Relating to Free Repair or Replacements	81	3,841	2.1%	1.0%	1.0%	0.8%
% of FP17s Relating to Continuations	45	3,841	1.2%	1.6%	1.4%	1.2%
% of Patients satisfied with the dentistry they have received	8	9	N/A	93.7%	93.1%	92.8%
% of Patients satisfied with the time they had to wait for an appointment	9	9	N/A	93.0%	89.5%	88.7%

* This is based on patients treated on this contract for their most recent course of treatment. Figures in italics indicate the base number of FP17s or Patient Questionnaire responses are less than 100. N/A is shown where the base number of responses is less than 10 during the period. % is calculated as Quantity/Base number*100

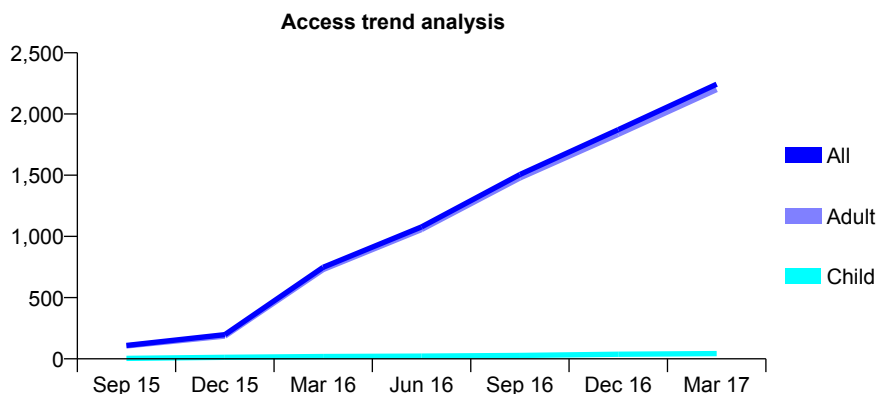
Q44 - Vital Signs At a Glance Contract Report for 968404/0003 - Year end March 2017

Name or company name	MR WK ASKAR
Contract type name	PDS Contract
Purpose of contract	General
Contract start date	01/07/2015
Contract end date	30/06/2018

16/17 Contracted general activity (UDA)	7,500
Carry forward general activity (UDA)	0
16/17 Contracted orthodontic activity (UOA)	0
Carry forward orthodontic activity (UOA)	0
Baseline contract value	£392,890.11

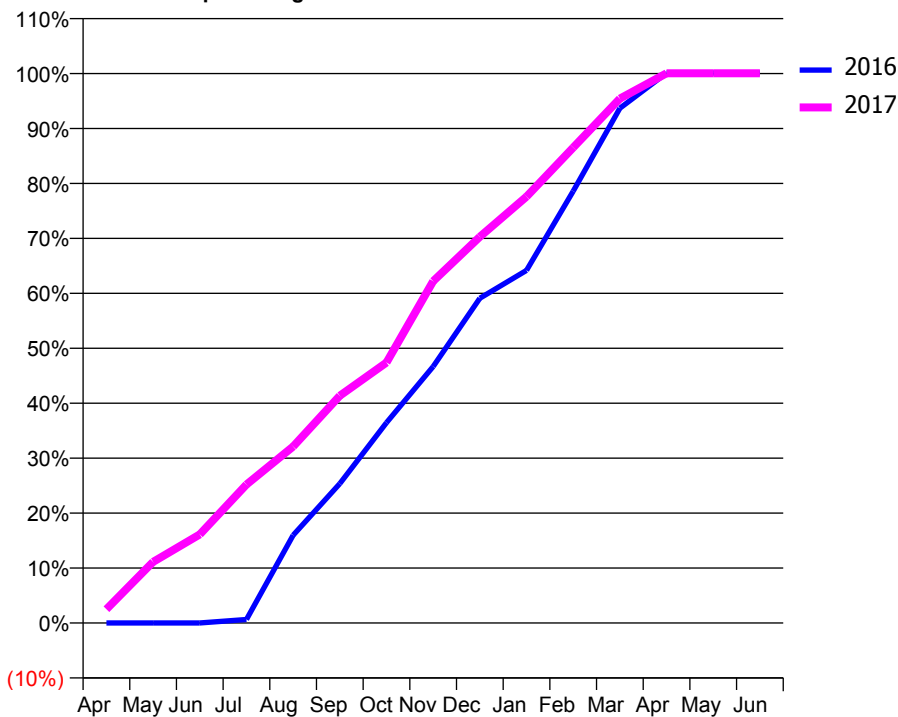
ACCESS*

Patients seen in 24 months	Total	Change since previous quarter
Quarter ending March 2016	748	
Quarter ending June 2016	1,078	↑
Quarter ending September 2016	1,506	↑
Quarter ending December 2016	1,872	↑
Quarter ending March 2017	2,243	↑
Variance since March 2016	199.9%	↑



ACTIVITY

Cumulative percentage of contracted UDA delivered 2016 & 2017



Month	Adjusted Scheduled Activity (UDA)	
	2016	2017
April	0	189
May	0	834
June	0	1,209
July	36	1,890
August	898	2,409
September	1,427	3,102
October	2,051	3,555
November	2,625	4,665
December	3,324	5,271
January	3,610	5,820
February	4,420	6,489
March	5,269	7,158
April	5,629	7,503
May	5,629	7,503
June	5,629	7,503

QUALITY

	Quantity	Base Number	Contract	AT	Region	England
% of FP17s for the same patient ID Re-attending within 3 months - Children	0	46	0.0%	12.5%	13.3%	12.3%
% of FP17s for the same patient ID Re-attending within 3 months - Adults	52	2,458	2.1%	18.0%	17.3%	16.7%
% of FP17s for the same patient ID Re-attending between 3 & 9 months - Children	0	46	0.0%	57.1%	58.9%	57.6%
% of FP17s for the same patient ID Re-attending between 3 & 9 months - Adults	16	2,458	0.7%	50.6%	52.2%	50.1%
% of FP17s for Band 1 Urgent Courses	0	2,499	0.0%	9.8%	9.2%	9.1%
% of FP17s Relating to Free Repair or Replacements	0	2,499	0.0%	1.0%	1.0%	0.8%
% of FP17s Relating to Continuations	0	2,499	0.0%	1.6%	1.4%	1.2%
% of Patients satisfied with the dentistry they have received	4	4	N/A	93.7%	93.1%	92.8%
% of Patients satisfied with the time they had to wait for an appointment	2	4	N/A	93.0%	89.5%	88.7%

* This is based on patients treated on this contract for their most recent course of treatment. Figures in italics indicate the base number of FP17s or Patient Questionnaire responses are less than 100. N/A is shown where the base number of responses is less than 10 during the period. % is calculated as Quantity/Base number*100

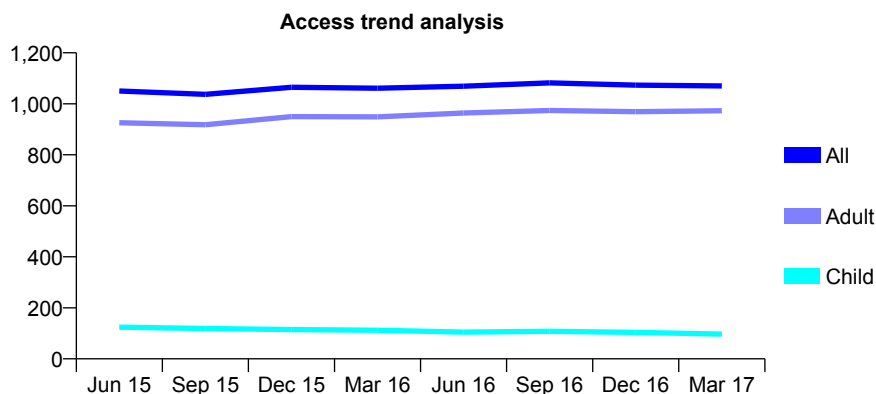
Q44 - Vital Signs At a Glance Contract Report for 986801/0005 - Year end March 2017

Name or company name	MR MN DEVLIN
Contract type name	GDS Contract
Purpose of contract	General
Contract start date	01/10/2007
Contract end date	

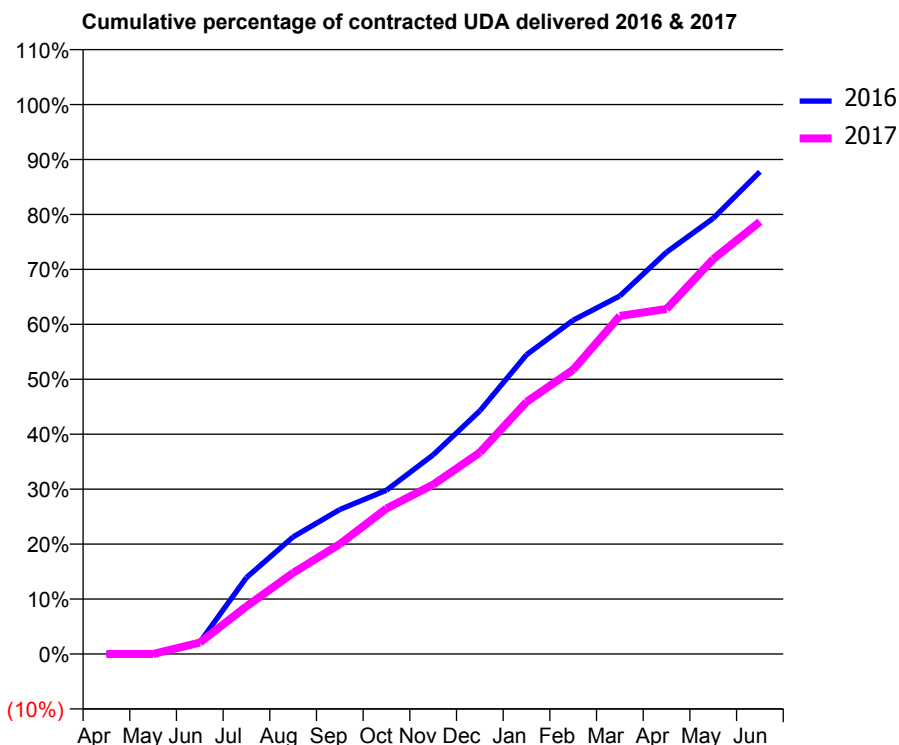
16/17 Contracted general activity (UDA)	3,791
Carry forward general activity (UDA)	0
16/17 Contracted orthodontic activity (UOA)	0
Carry forward orthodontic activity (UOA)	0
Baseline contract value	£70,773.26

ACCESS*

Patients seen in 24 months	Total	Change since previous quarter
Quarter ending March 2016	1,061	
Quarter ending June 2016	1,069	→
Quarter ending September 2016	1,082	→
Quarter ending December 2016	1,073	→
Quarter ending March 2017	1,070	→
Variance since March 2016	0.8%	→



ACTIVITY



Month	Adjusted Scheduled Activity (UDA)	
	2016	2017
April	0	0
May	2	0
June	82	79
July	527	329
August	808	560
September	997	758
October	1,130	1,004
November	1,374	1,169
December	1,678	1,390
January	2,065	1,739
February	2,303	1,962
March	2,471	2,332
April	2,772	2,380
May	3,006	2,724
June	3,327	2,982

QUALITY

	Quantity	Base Number	Contract	AT	Region	England
% of FP17s for the same patient ID Re-attending within 3 months - Children	2	108	1.9%	12.5%	13.3%	12.3%
% of FP17s for the same patient ID Re-attending within 3 months - Adults	129	1,232	10.5%	18.0%	17.3%	16.7%
% of FP17s for the same patient ID Re-attending between 3 & 9 months - Children	60	108	55.6%	57.1%	58.9%	57.6%
% of FP17s for the same patient ID Re-attending between 3 & 9 months - Adults	662	1,232	53.7%	50.6%	52.2%	50.1%
% of FP17s for Band 1 Urgent Courses	67	1,291	5.2%	9.8%	9.2%	9.1%
% of FP17s Relating to Free Repair or Replacements	5	1,291	0.4%	1.0%	1.0%	0.8%
% of FP17s Relating to Continuations	5	1,291	0.4%	1.6%	1.4%	1.2%
% of Patients satisfied with the dentistry they have received	1	1	N/A	93.7%	93.1%	92.8%
% of Patients satisfied with the time they had to wait for an appointment	1	1	N/A	93.0%	89.5%	88.7%

* This is based on patients treated on this contract for their most recent course of treatment. Figures in italics indicate the base number of FP17s or Patient Questionnaire responses are less than 100. N/A is shown where the base number of responses is less than 10 during the period. % is calculated as Quantity/Base number*100

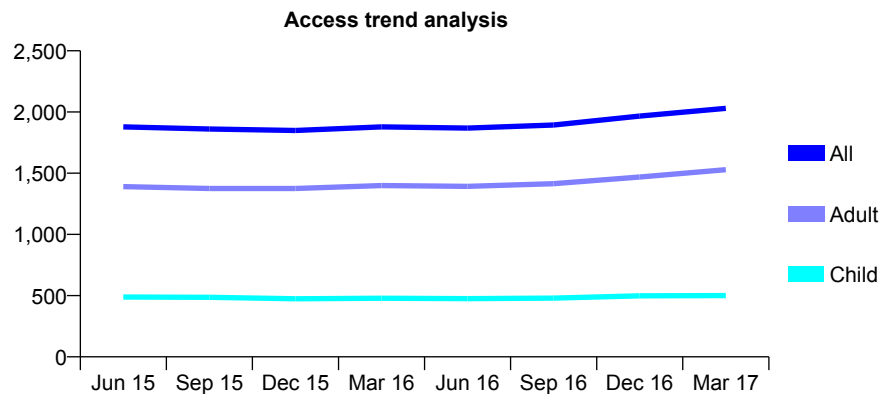
Q44 - Vital Signs At a Glance Contract Report for 990175/0001 - Year end March 2017

Name or company name	MR D O'CONNOR
Contract type name	GDS Contract
Purpose of contract	General
Contract start date	01/04/2006
Contract end date	

16/17 Contracted general activity (UDA)	6,000
Carry forward general activity (UDA)	0
16/17 Contracted orthodontic activity (UOA)	0
Carry forward orthodontic activity (UOA)	0
Baseline contract value	£159,445.57

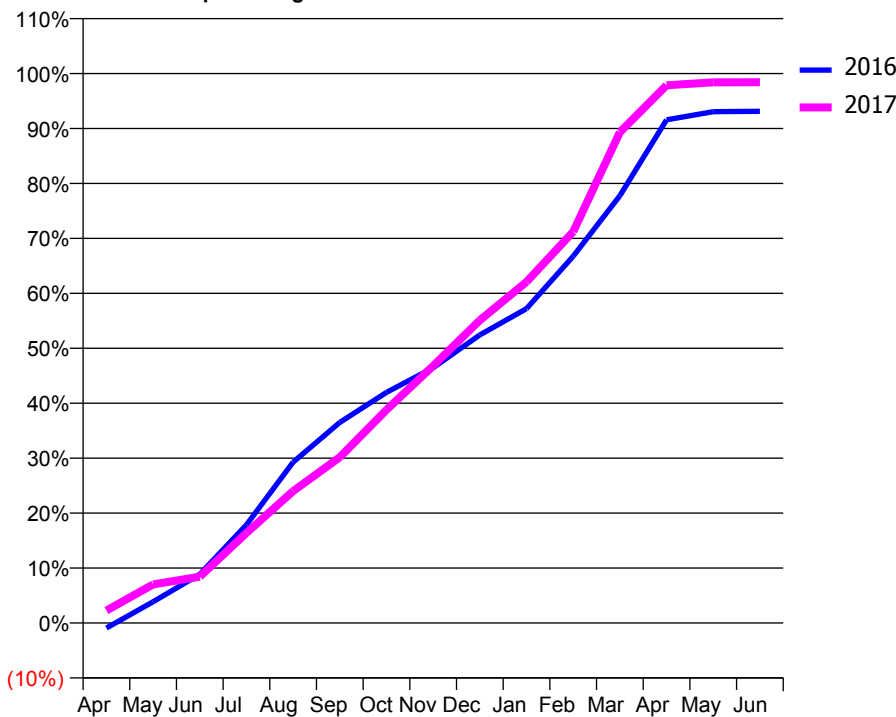
ACCESS*

Patients seen in 24 months	Total	Change since previous quarter
Quarter ending March 2016	1,878	
Quarter ending June 2016	1,869	→
Quarter ending September 2016	1,894	→
Quarter ending December 2016	1,967	↑
Quarter ending March 2017	2,030	↑
Variance since March 2016	8.1%	↑



ACTIVITY

Cumulative percentage of contracted UDA delivered 2016 & 2017



QUALITY

	Quantity	Base Number	Contract	AT	Region	England
% of FP17s for the same patient ID Re-attending within 3 months - Children	79	783	10.1%	12.5%	13.3%	12.3%
% of FP17s for the same patient ID Re-attending within 3 months - Adults	371	2,224	16.7%	18.0%	17.3%	16.7%
% of FP17s for the same patient ID Re-attending between 3 & 9 months - Children	401	783	51.2%	57.1%	58.9%	57.6%
% of FP17s for the same patient ID Re-attending between 3 & 9 months - Adults	1,093	2,224	49.1%	50.6%	52.2%	50.1%
% of FP17s for Band 1 Urgent Courses	173	2,400	7.2%	9.8%	9.2%	9.1%
% of FP17s Relating to Free Repair or Replacements	5	2,400	0.2%	1.0%	1.0%	0.8%
% of FP17s Relating to Continuations	40	2,400	1.7%	1.6%	1.4%	1.2%
% of Patients satisfied with the dentistry they have received	16	19	84.2%	93.7%	93.1%	92.8%
% of Patients satisfied with the time they had to wait for an appointment	17	19	89.5%	93.0%	89.5%	88.7%

* This is based on patients treated on this contract for their most recent course of treatment. Figures in italics indicate the base number of FP17s or Patient Questionnaire responses are less than 100. N/A is shown where the base number of responses is less than 10 during the period. % is calculated as Quantity/Base number*100

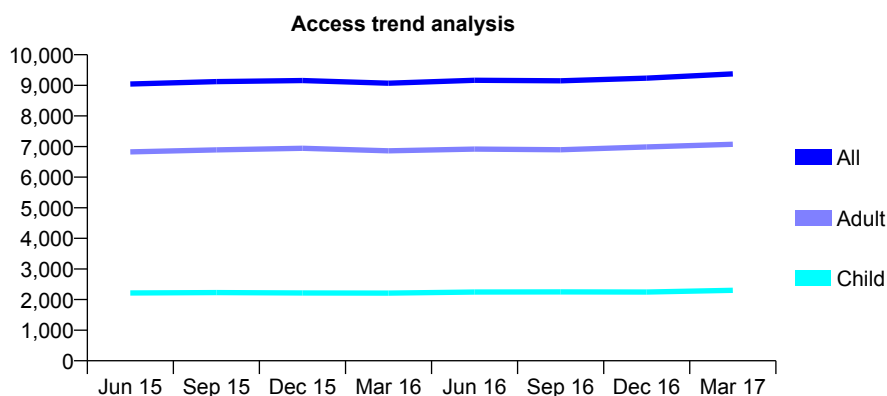
Q45 - Vital Signs At a Glance Contract Report for 101281/0004 - Year end March 2017

Name or company name	OASIS DENTAL CARE LTD
Contract type name	GDS Contract
Purpose of contract	General
Contract start date	01/04/2006
Contract end date	

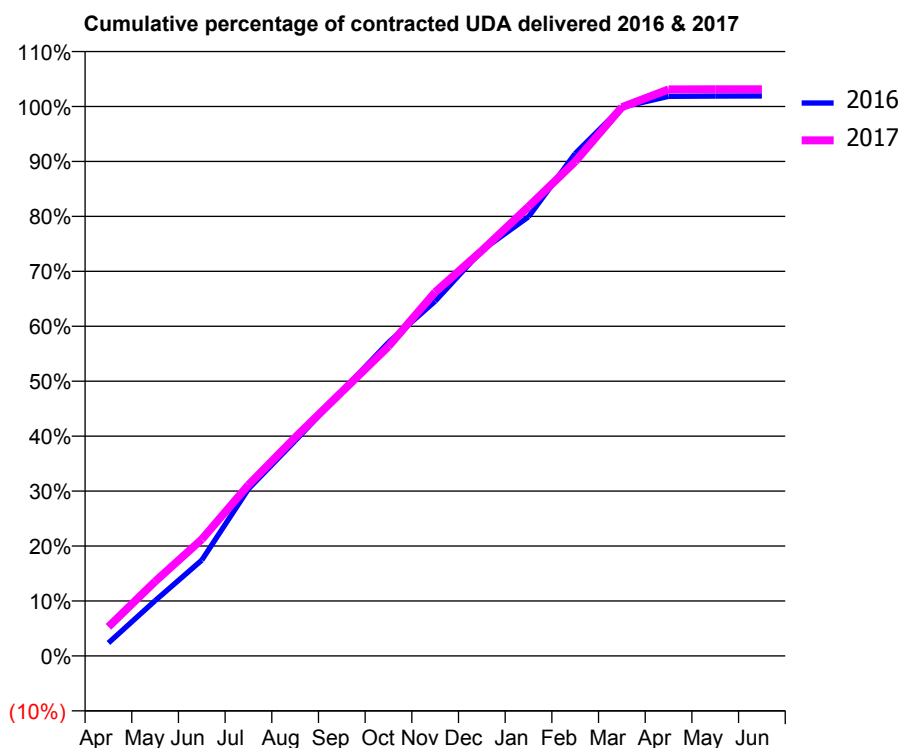
16/17 Contracted general activity (UDA)	27,500
Carry forward general activity (UDA)	0
16/17 Contracted orthodontic activity (UOA)	0
Carry forward orthodontic activity (UOA)	0
Baseline contract value	£752,137.81

ACCESS*

Patients seen in 24 months	Total	Change since previous quarter
Quarter ending March 2016	9,071	
Quarter ending June 2016	9,164	→
Quarter ending September 2016	9,147	→
Quarter ending December 2016	9,235	→
Quarter ending March 2017	9,376	→
Variance since March 2016	3.4%	↑



ACTIVITY



Month	Adjusted Scheduled Activity (UDA)	
	2016	2017
April	650	1,458
May	2,768	3,726
June	4,794	5,839
July	8,359	8,557
August	10,768	10,935
September	13,234	13,219
October	15,695	15,490
November	17,757	18,212
December	20,299	20,286
January	21,979	22,488
February	25,140	24,741
March	27,466	27,466
April	28,003	28,351
May	28,020	28,357
June	28,023	28,359

QUALITY

	Quantity	Base Number	Contract	AT	Region	England
% of FP17s for the same patient ID Re-attending within 3 months - Children	243	3,410	7.1%	13.0%	13.3%	12.3%
% of FP17s for the same patient ID Re-attending within 3 months - Adults	1,732	10,651	16.3%	16.3%	17.3%	16.7%
% of FP17s for the same patient ID Re-attending between 3 & 9 months - Children	1,969	3,410	57.7%	54.5%	58.9%	57.6%
% of FP17s for the same patient ID Re-attending between 3 & 9 months - Adults	6,044	10,651	56.7%	50.2%	52.2%	50.1%
% of FP17s for Band 1 Urgent Courses	865	14,245	6.1%	8.8%	9.2%	9.1%
% of FP17s Relating to Free Repair or Replacements	454	14,245	3.2%	1.3%	1.0%	0.8%
% of FP17s Relating to Continuations	213	14,245	1.5%	1.7%	1.4%	1.2%
% of Patients satisfied with the dentistry they have received	23	26	88.5%	92.0%	93.1%	92.8%
% of Patients satisfied with the time they had to wait for an appointment	23	26	88.5%	88.8%	89.5%	88.7%

* This is based on patients treated on this contract for their most recent course of treatment. Figures in italics indicate the base number of FP17s or Patient Questionnaire responses are less than 100. N/A is shown where the base number of responses is less than 10 during the period. % is calculated as Quantity/Base number*100

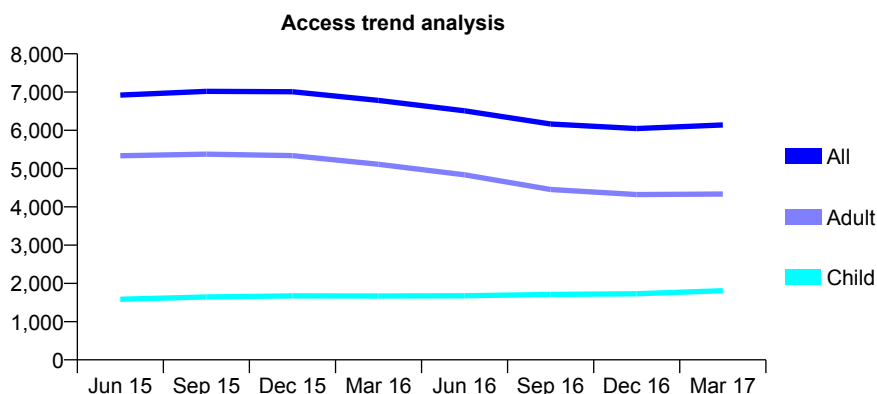
Q45 - Vital Signs At a Glance Contract Report for 101281/0005 - Year end March 2017

Name or company name	OASIS DENTAL CARE LTD
Contract type name	GDS Contract
Purpose of contract	General
Contract start date	01/04/2006
Contract end date	

16/17 Contracted general activity (UDA)	21,308
Carry forward general activity (UDA)	0
16/17 Contracted orthodontic activity (UOA)	0
Carry forward orthodontic activity (UOA)	0
Baseline contract value	£554,691.97

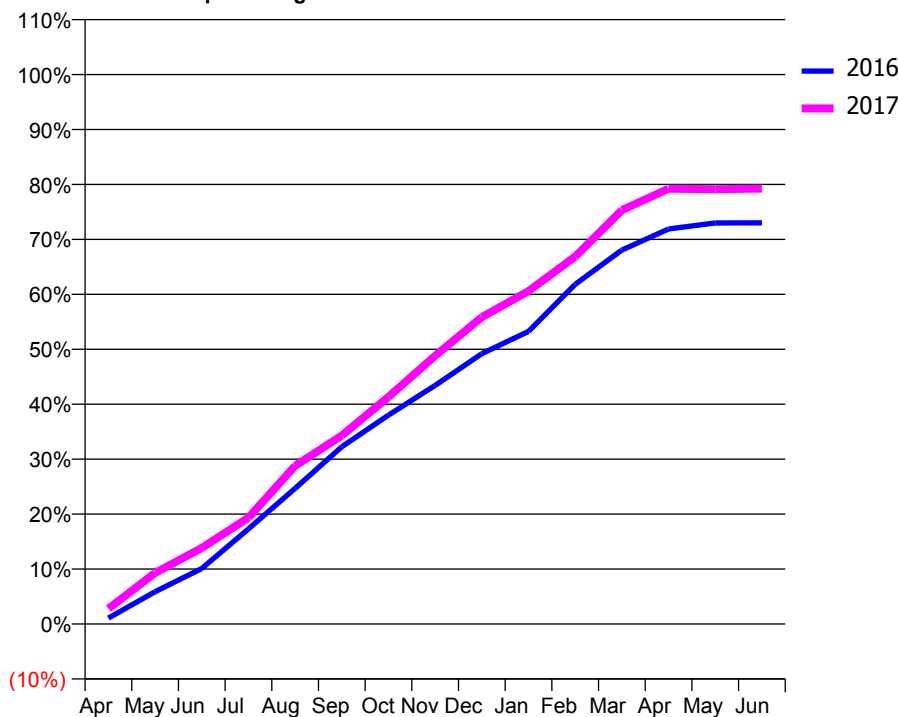
ACCESS*

Patients seen in 24 months	Total	Change since previous quarter
Quarter ending March 2016	6,781	
Quarter ending June 2016	6,511	↓
Quarter ending September 2016	6,163	↓
Quarter ending December 2016	6,046	↓
Quarter ending March 2017	6,140	→
Variance since March 2016	(9.5%)	↓



ACTIVITY

Cumulative percentage of contracted UDA delivered 2016 & 2017



Adjusted Scheduled Activity (UDA)

Month	2016	2017
April	230	598
May	1,256	1,984
June	2,154	2,949
July	3,688	4,124
August	5,264	6,134
September	6,875	7,307
October	8,102	8,807
November	9,251	10,401
December	10,484	11,902
January	11,348	12,910
February	13,174	14,249
March	14,502	16,047
April	15,318	16,882
May	15,553	16,859
June	15,557	16,885

QUALITY

	Quantity	Base Number	Contract	AT	Region	England
% of FP17s for the same patient ID Re-attending within 3 months - Children	269	3,192	8.4%	13.0%	13.3%	12.3%
% of FP17s for the same patient ID Re-attending within 3 months - Adults	800	6,405	12.5%	16.3%	17.3%	16.7%
% of FP17s for the same patient ID Re-attending between 3 & 9 months - Children	2,139	3,192	67.0%	54.5%	58.9%	57.6%
% of FP17s for the same patient ID Re-attending between 3 & 9 months - Adults	3,714	6,405	58.0%	50.2%	52.2%	50.1%
% of FP17s for Band 1 Urgent Courses	433	9,469	4.6%	8.8%	9.2%	9.1%
% of FP17s Relating to Free Repair or Replacements	117	9,469	1.2%	1.3%	1.0%	0.8%
% of FP17s Relating to Continuations	82	9,469	0.9%	1.7%	1.4%	1.2%
% of Patients satisfied with the dentistry they have received	9	9	N/A	92.0%	93.1%	92.8%
% of Patients satisfied with the time they had to wait for an appointment	9	9	N/A	88.8%	89.5%	88.7%

* This is based on patients treated on this contract for their most recent course of treatment. Figures in italics indicate the base number of FP17s or Patient Questionnaire responses are less than 100. N/A is shown where the base number of responses is less than 10 during the period. % is calculated as Quantity/Base number*100

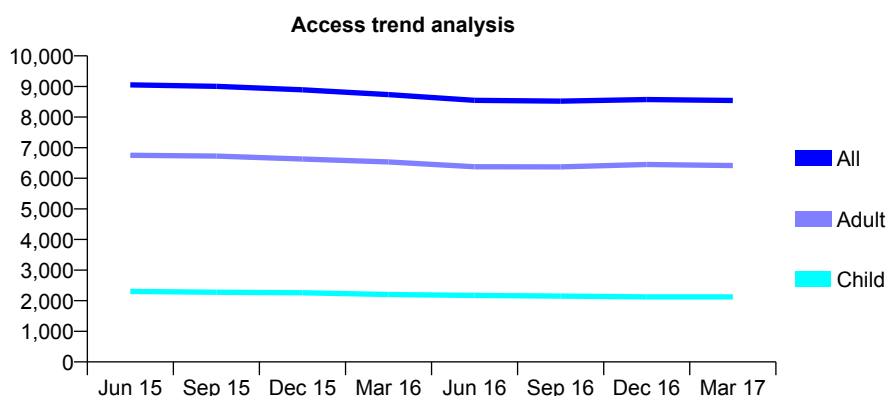
Q45 - Vital Signs At a Glance Contract Report for 101281/0006 - Year end March 2017

Name or company name	OASIS DENTAL CARE LTD
Contract type name	GDS Contract
Purpose of contract	General
Contract start date	01/04/2006
Contract end date	

16/17 Contracted general activity (UDA)	25,123
Carry forward general activity (UDA)	493
16/17 Contracted orthodontic activity (UOA)	0
Carry forward orthodontic activity (UOA)	0
Baseline contract value	£689,090.08

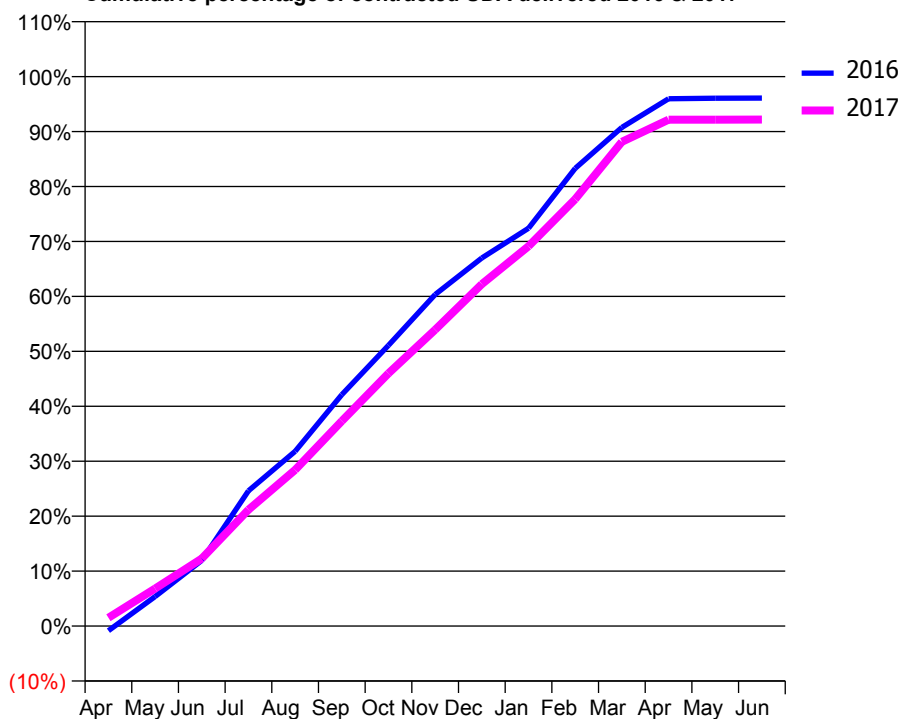
ACCESS*

Patients seen in 24 months	Total	Change since previous quarter
Quarter ending March 2016	8,736	
Quarter ending June 2016	8,549	↓
Quarter ending September 2016	8,522	→
Quarter ending December 2016	8,572	→
Quarter ending March 2017	8,541	→
Variance since March 2016	(2.2%)	↓



ACTIVITY

Cumulative percentage of contracted UDA delivered 2016 & 2017



Adjusted Scheduled Activity (UDA)

Month	2016	2017
April	-216	382
May	1,353	1,714
June	3,004	3,085
July	6,188	5,322
August	7,988	7,145
September	10,578	9,375
October	12,837	11,558
November	15,157	13,552
December	16,829	15,637
January	18,192	17,368
February	20,924	19,516
March	22,801	22,140
April	24,107	23,151
May	24,131	23,155
June	24,137	23,158

QUALITY

	Quantity	Base Number	Contract	AT	Region	England
% of FP17s for the same patient ID Re-attending within 3 months - Children	197	2,730	7.2%	13.0%	13.3%	12.3%
% of FP17s for the same patient ID Re-attending within 3 months - Adults	1,155	8,270	14.0%	16.3%	17.3%	16.7%
% of FP17s for the same patient ID Re-attending between 3 & 9 months - Children	1,334	2,730	48.9%	54.5%	58.9%	57.6%
% of FP17s for the same patient ID Re-attending between 3 & 9 months - Adults	4,175	8,270	50.5%	50.2%	52.2%	50.1%
% of FP17s for Band 1 Urgent Courses	1,024	10,795	9.5%	8.8%	9.2%	9.1%
% of FP17s Relating to Free Repair or Replacements	167	10,795	1.5%	1.3%	1.0%	0.8%
% of FP17s Relating to Continuations	211	10,795	2.0%	1.7%	1.4%	1.2%
% of Patients satisfied with the dentistry they have received	25	25	100.0%	92.0%	93.1%	92.8%
% of Patients satisfied with the time they had to wait for an appointment	23	25	92.0%	88.8%	89.5%	88.7%

* This is based on patients treated on this contract for their most recent course of treatment. Figures in italics indicate the base number of FP17s or Patient Questionnaire responses are less than 100. N/A is shown where the base number of responses is less than 10 during the period. % is calculated as Quantity/Base number*100

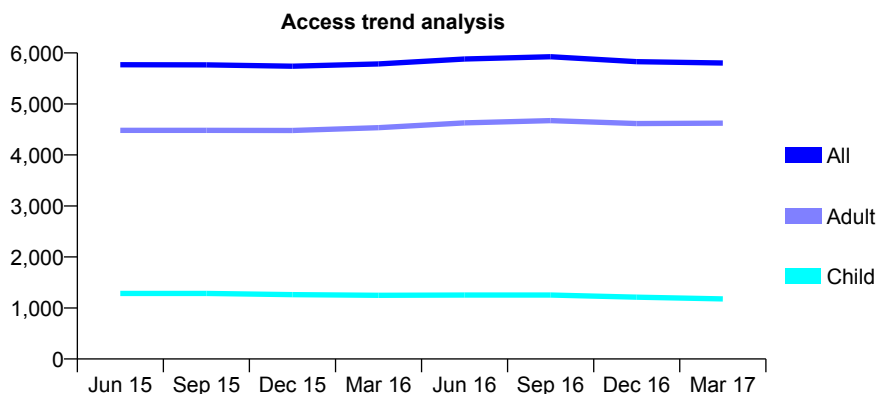
Q45 - Vital Signs At a Glance Contract Report for 101281/0007 - Year end March 2017

Name or company name	OASIS DENTAL CARE LTD
Contract type name	GDS Contract
Purpose of contract	General
Contract start date	01/04/2006
Contract end date	

16/17 Contracted general activity (UDA)	18,847
Carry forward general activity (UDA)	0
16/17 Contracted orthodontic activity (UOA)	0
Carry forward orthodontic activity (UOA)	0
Baseline contract value	£497,076.33

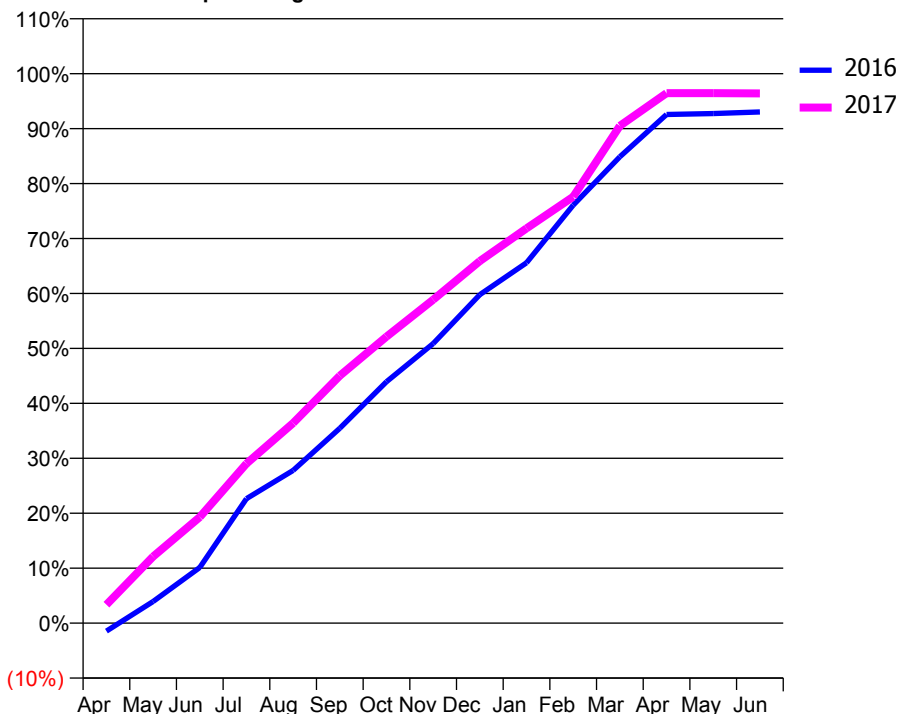
ACCESS*

Patients seen in 24 months	Total	Change since previous quarter
Quarter ending March 2016	5,784	
Quarter ending June 2016	5,881	→
Quarter ending September 2016	5,926	→
Quarter ending December 2016	5,829	↓
Quarter ending March 2017	5,803	→
Variance since March 2016	0.3%	→



ACTIVITY

Cumulative percentage of contracted UDA delivered 2016 & 2017



Month	Adjusted Scheduled Activity (UDA)	
	2016	2017
April	-276	634
May	742	2,283
June	1,910	3,639
July	4,268	5,470
August	5,239	6,863
September	6,685	8,487
October	8,280	9,824
November	9,589	11,092
December	11,266	12,422
January	12,362	13,540
February	14,334	14,625
March	15,998	17,056
April	17,445	18,177
May	17,476	18,179
June	17,534	18,167

QUALITY

	Quantity	Base Number	Contract	AT	Region	England
% of FP17s for the same patient ID Re-attending within 3 months - Children	172	1,448	11.9%	13.0%	13.3%	12.3%
% of FP17s for the same patient ID Re-attending within 3 months - Adults	1,751	6,405	27.3%	16.3%	17.3%	16.7%
% of FP17s for the same patient ID Re-attending between 3 & 9 months - Children	563	1,448	38.9%	54.5%	58.9%	57.6%
% of FP17s for the same patient ID Re-attending between 3 & 9 months - Adults	2,031	6,405	31.7%	50.2%	52.2%	50.1%
% of FP17s for Band 1 Urgent Courses	2,118	7,696	27.5%	8.8%	9.2%	9.1%
% of FP17s Relating to Free Repair or Replacements	161	7,696	2.1%	1.3%	1.0%	0.8%
% of FP17s Relating to Continuations	333	7,696	4.3%	1.7%	1.4%	1.2%
% of Patients satisfied with the dentistry they have received	5	5	N/A	92.0%	93.1%	92.8%
% of Patients satisfied with the time they had to wait for an appointment	5	5	N/A	88.8%	89.5%	88.7%

* This is based on patients treated on this contract for their most recent course of treatment. Figures in italics indicate the base number of FP17s or Patient Questionnaire responses are less than 100. N/A is shown where the base number of responses is less than 10 during the period. % is calculated as Quantity/Base number*100

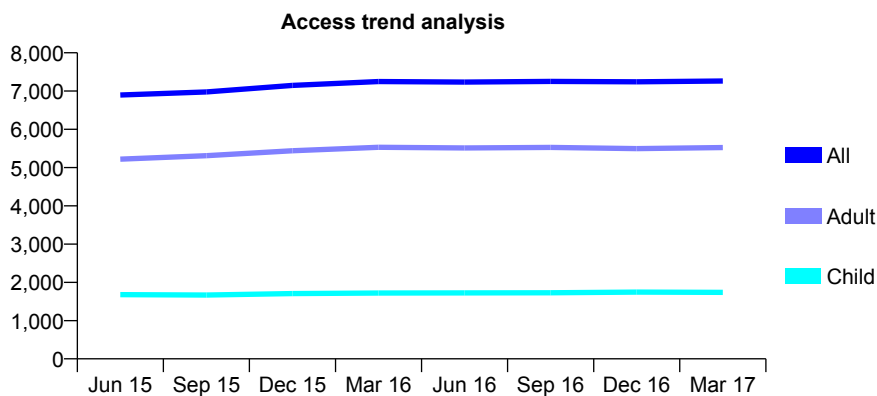
Q45 - Vital Signs At a Glance Contract Report for 101281/0017 - Year end March 2017

Name or company name	OASIS DENTAL CARE LTD
Contract type name	GDS Contract
Purpose of contract	General
Contract start date	01/04/2006
Contract end date	

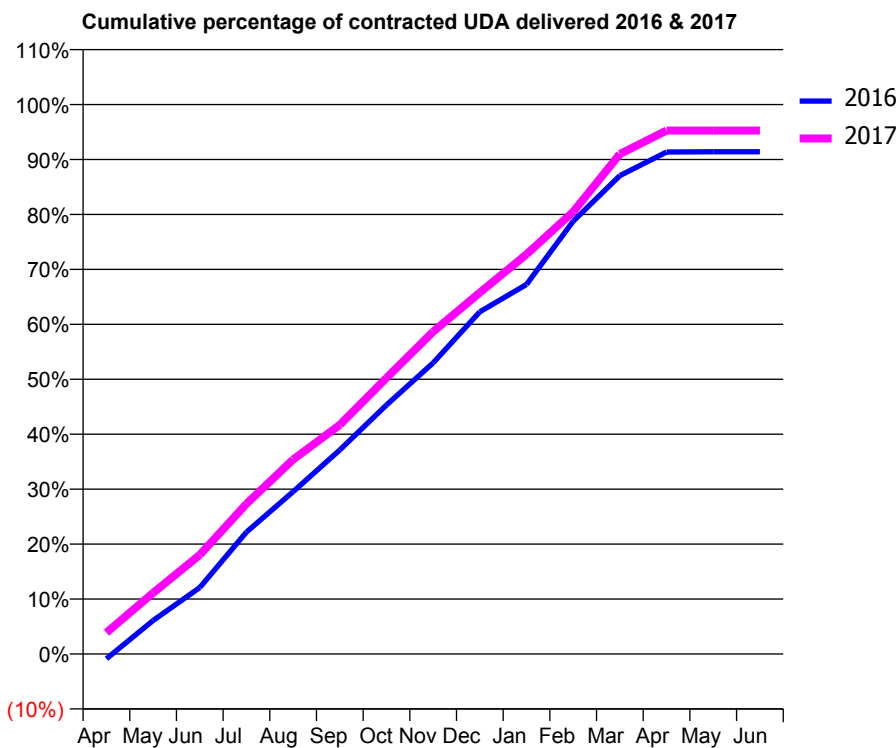
16/17 Contracted general activity (UDA)	22,400
Carry forward general activity (UDA)	0
16/17 Contracted orthodontic activity (UOA)	0
Carry forward orthodontic activity (UOA)	0
Baseline contract value	£614,313.20

ACCESS*

Patients seen in 24 months	Total	Change since previous quarter
Quarter ending March 2016	7,249	
Quarter ending June 2016	7,236	→
Quarter ending September 2016	7,253	→
Quarter ending December 2016	7,241	→
Quarter ending March 2017	7,264	→
Variance since March 2016	0.2%	→



ACTIVITY



Month	Adjusted Scheduled Activity (UDA)	
	2016	2017
April	-200	875
May	1,370	2,494
June	2,708	4,044
July	4,972	6,122
August	6,616	7,930
September	8,322	9,342
October	10,152	11,257
November	11,870	13,141
December	13,950	14,735
January	15,065	16,294
February	17,642	18,026
March	19,499	20,382
April	20,462	21,336
May	20,474	21,341
June	20,475	21,338

QUALITY

	Quantity	Base Number	Contract	AT	Region	England
% of FP17s for the same patient ID Re-attending within 3 months - Children	211	2,615	8.1%	13.0%	13.3%	12.3%
% of FP17s for the same patient ID Re-attending within 3 months - Adults	1,040	7,619	13.7%	16.3%	17.3%	16.7%
% of FP17s for the same patient ID Re-attending between 3 & 9 months - Children	1,540	2,615	58.9%	54.5%	58.9%	57.6%
% of FP17s for the same patient ID Re-attending between 3 & 9 months - Adults	4,427	7,619	58.1%	50.2%	52.2%	50.1%
% of FP17s for Band 1 Urgent Courses	653	10,149	6.4%	8.8%	9.2%	9.1%
% of FP17s Relating to Free Repair or Replacements	230	10,149	2.3%	1.3%	1.0%	0.8%
% of FP17s Relating to Continuations	75	10,149	0.7%	1.7%	1.4%	1.2%
% of Patients satisfied with the dentistry they have received	25	25	100.0%	92.0%	93.1%	92.8%
% of Patients satisfied with the time they had to wait for an appointment	21	25	84.0%	88.8%	89.5%	88.7%

* This is based on patients treated on this contract for their most recent course of treatment. Figures in italics indicate the base number of FP17s or Patient Questionnaire responses are less than 100. N/A is shown where the base number of responses is less than 10 during the period. % is calculated as Quantity/Base number*100

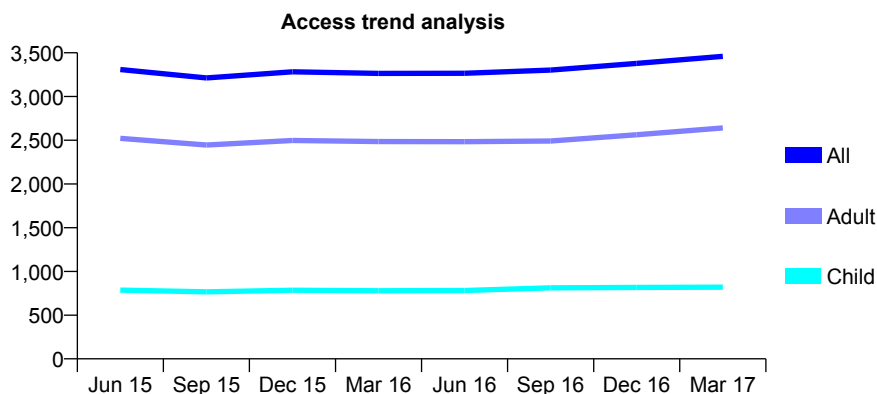
Q45 - Vital Signs At a Glance Contract Report for 101281/0018 - Year end March 2017

Name or company name	OASIS DENTAL CARE LTD
Contract type name	GDS Contract
Purpose of contract	General
Contract start date	01/04/2006
Contract end date	

16/17 Contracted general activity (UDA)	12,000
Carry forward general activity (UDA)	0
16/17 Contracted orthodontic activity (UOA)	0
Carry forward orthodontic activity (UOA)	0
Baseline contract value	£318,905.02

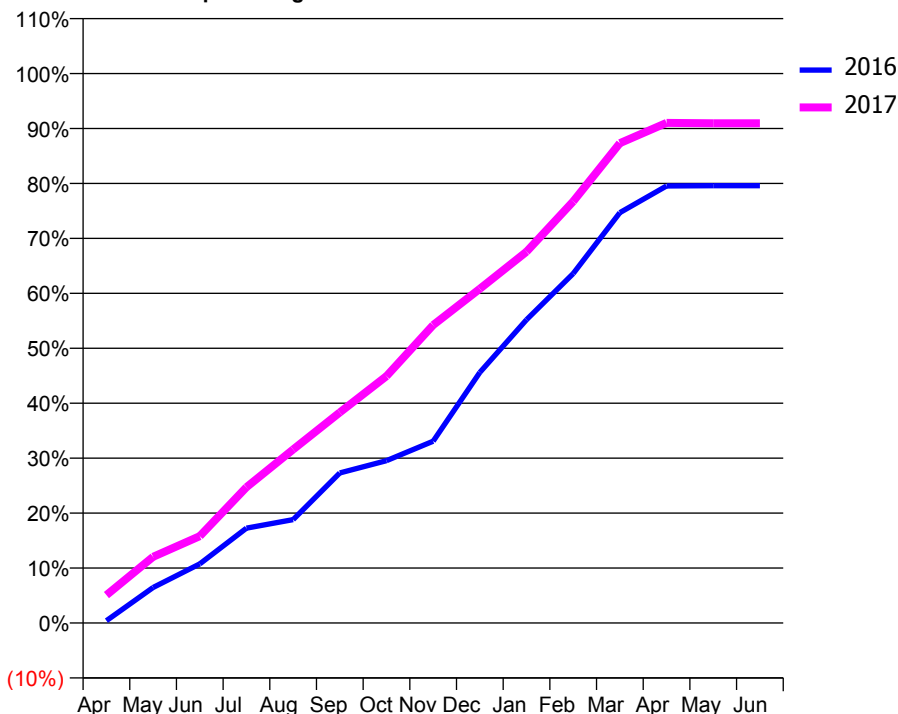
ACCESS*

Patients seen in 24 months	Total	Change since previous quarter
Quarter ending March 2016	3,264	
Quarter ending June 2016	3,266	→
Quarter ending September 2016	3,303	→
Quarter ending December 2016	3,379	↑
Quarter ending March 2017	3,460	↑
Variance since March 2016	6.0%	↑



ACTIVITY

Cumulative percentage of contracted UDA delivered 2016 & 2017



Adjusted Scheduled Activity (UDA)

Month	2016	2017
April	59	609
May	907	1,445
June	1,506	1,898
July	2,418	2,967
August	2,636	3,789
September	3,824	4,601
October	4,136	5,393
November	4,634	6,507
December	6,386	7,298
January	7,726	8,107
February	8,904	9,208
March	10,456	10,479
April	11,136	10,921
May	11,141	10,913
June	11,141	10,912

QUALITY

	Quantity	Base Number	Contract	AT	Region	England
% of FP17s for the same patient ID Re-attending within 3 months - Children	101	1,144	8.8%	13.0%	13.3%	12.3%
% of FP17s for the same patient ID Re-attending within 3 months - Adults	883	3,785	23.3%	16.3%	17.3%	16.7%
% of FP17s for the same patient ID Re-attending between 3 & 9 months - Children	557	1,144	48.7%	54.5%	58.9%	57.6%
% of FP17s for the same patient ID Re-attending between 3 & 9 months - Adults	1,390	3,785	36.7%	50.2%	52.2%	50.1%
% of FP17s for Band 1 Urgent Courses	817	4,852	16.8%	8.8%	9.2%	9.1%
% of FP17s Relating to Free Repair or Replacements	88	4,852	1.8%	1.3%	1.0%	0.8%
% of FP17s Relating to Continuations	153	4,852	3.2%	1.7%	1.4%	1.2%
% of Patients satisfied with the dentistry they have received	6	7	N/A	92.0%	93.1%	92.8%
% of Patients satisfied with the time they had to wait for an appointment	7	7	N/A	88.8%	89.5%	88.7%

* This is based on patients treated on this contract for their most recent course of treatment. Figures in italics indicate the base number of FP17s or Patient Questionnaire responses are less than 100. N/A is shown where the base number of responses is less than 10 during the period. % is calculated as Quantity/Base number*100

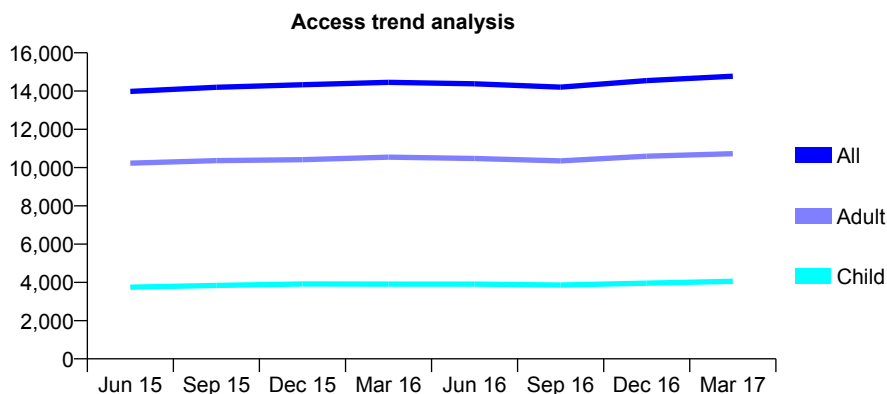
Q45 - Vital Signs At a Glance Contract Report for 101281/0052 - Year end March 2017

Name or company name	OASIS DENTAL CARE LTD
Contract type name	GDS Contract
Purpose of contract	General
Contract start date	01/04/2006
Contract end date	

16/17 Contracted general activity (UDA)	40,053
Carry forward general activity (UDA)	0
16/17 Contracted orthodontic activity (UOA)	0
Carry forward orthodontic activity (UOA)	0
Baseline contract value	£1,132,127.28

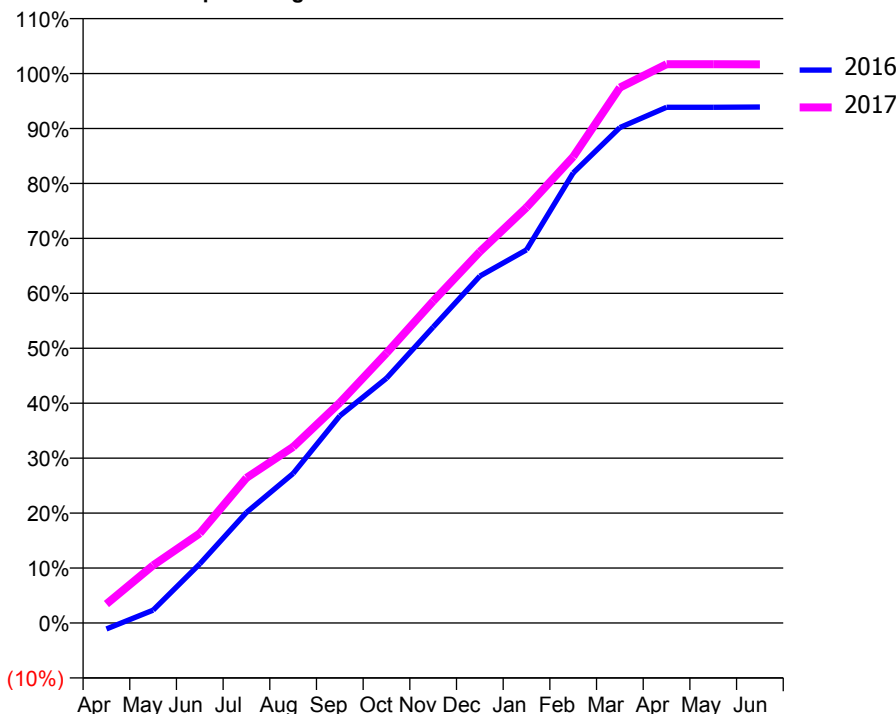
ACCESS*

Patients seen in 24 months	Total	Change since previous quarter
Quarter ending March 2016	14,455	
Quarter ending June 2016	14,382	→
Quarter ending September 2016	14,204	↓
Quarter ending December 2016	14,545	↑
Quarter ending March 2017	14,778	→
Variance since March 2016	2.2%	↑



ACTIVITY

Cumulative percentage of contracted UDA delivered 2016 & 2017



Adjusted Scheduled Activity (UDA)

Month	2016	2017
April	-439	1,388
May	937	4,200
June	4,313	6,541
July	8,065	10,584
August	10,903	12,835
September	15,096	16,062
October	17,838	19,682
November	21,568	23,457
December	25,289	27,065
January	27,200	30,287
February	32,807	33,988
March	36,116	39,025
April	37,591	40,734
May	37,590	40,726
June	37,607	40,724

QUALITY

	Quantity	Base Number	Contract	AT	Region	England
% of FP17s for the same patient ID Re-attending within 3 months - Children	474	5,435	8.7%	13.0%	13.3%	12.3%
% of FP17s for the same patient ID Re-attending within 3 months - Adults	2,158	13,269	16.3%	16.3%	17.3%	16.7%
% of FP17s for the same patient ID Re-attending between 3 & 9 months - Children	2,616	5,435	48.1%	54.5%	58.9%	57.6%
% of FP17s for the same patient ID Re-attending between 3 & 9 months - Adults	6,270	13,269	47.3%	50.2%	52.2%	50.1%
% of FP17s for Band 1 Urgent Courses	1,502	18,777	8.0%	8.8%	9.2%	9.1%
% of FP17s Relating to Free Repair or Replacements	201	18,777	1.1%	1.3%	1.0%	0.8%
% of FP17s Relating to Continuations	409	18,777	2.2%	1.7%	1.4%	1.2%
% of Patients satisfied with the dentistry they have received	20	21	95.2%	92.0%	93.1%	92.8%
% of Patients satisfied with the time they had to wait for an appointment	17	21	81.0%	88.8%	89.5%	88.7%

* This is based on patients treated on this contract for their most recent course of treatment. Figures in italics indicate the base number of FP17s or Patient Questionnaire responses are less than 100. N/A is shown where the base number of responses is less than 10 during the period. % is calculated as Quantity/Base number*100

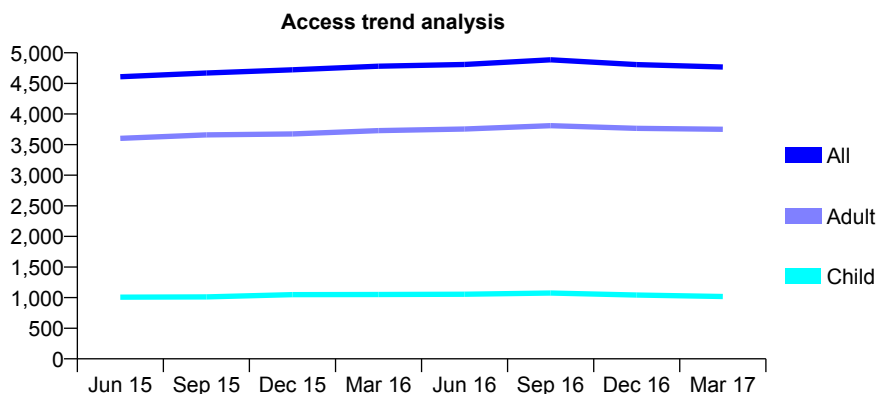
Q45 - Vital Signs At a Glance Contract Report for 101338/0057 - Year end March 2017

Name or company name	Whitecross Dental Care Limited
Contract type name	GDS Contract
Purpose of contract	General
Contract start date	01/01/2008
Contract end date	

16/17 Contracted general activity (UDA)	17,500
Carry forward general activity (UDA)	0
16/17 Contracted orthodontic activity (UOA)	0
Carry forward orthodontic activity (UOA)	0
Baseline contract value	£555,692.71

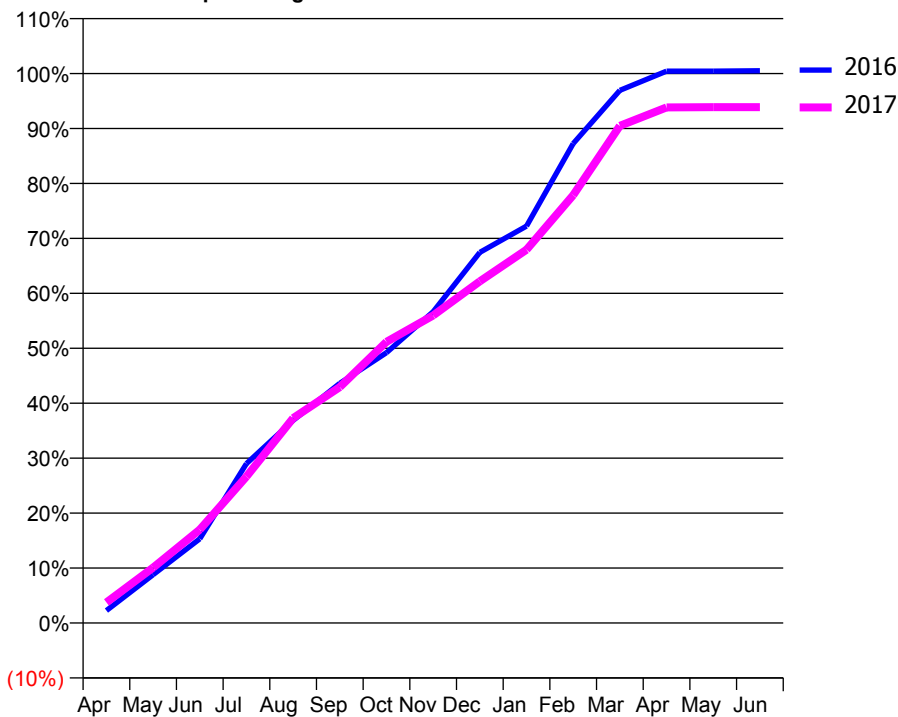
ACCESS*

Patients seen in 24 months	Total	Change since previous quarter
Quarter ending March 2016	4,780	
Quarter ending June 2016	4,810	→
Quarter ending September 2016	4,886	→
Quarter ending December 2016	4,807	↓
Quarter ending March 2017	4,769	→
Variance since March 2016	(0.2%)	→



ACTIVITY

Cumulative percentage of contracted UDA delivered 2016 & 2017



Month	Adjusted Scheduled Activity (UDA)	
	2016	2017
April	396	654
May	1,541	1,763
June	2,682	2,974
July	5,076	4,665
August	6,451	6,526
September	7,633	7,514
October	8,609	8,954
November	9,915	9,795
December	11,804	10,881
January	12,642	11,890
February	15,268	13,625
March	16,965	15,832
April	17,577	16,419
May	17,577	16,428
June	17,589	16,428

QUALITY

	Quantity	Base Number	Contract	AT	Region	England
% of FP17s for the same patient ID Re-attending within 3 months - Children	139	1,601	8.7%	13.0%	13.3%	12.3%
% of FP17s for the same patient ID Re-attending within 3 months - Adults	841	5,103	16.5%	16.3%	17.3%	16.7%
% of FP17s for the same patient ID Re-attending between 3 & 9 months - Children	879	1,601	54.9%	54.5%	58.9%	57.6%
% of FP17s for the same patient ID Re-attending between 3 & 9 months - Adults	2,630	5,103	51.5%	50.2%	52.2%	50.1%
% of FP17s for Band 1 Urgent Courses	677	6,648	10.2%	8.8%	9.2%	9.1%
% of FP17s Relating to Free Repair or Replacements	138	6,648	2.1%	1.3%	1.0%	0.8%
% of FP17s Relating to Continuations	194	6,648	2.9%	1.7%	1.4%	1.2%
% of Patients satisfied with the dentistry they have received	4	7	N/A	92.0%	93.1%	92.8%
% of Patients satisfied with the time they had to wait for an appointment	4	7	N/A	88.8%	89.5%	88.7%

* This is based on patients treated on this contract for their most recent course of treatment. Figures in italics indicate the base number of FP17s or Patient Questionnaire responses are less than 100. N/A is shown where the base number of responses is less than 10 during the period. % is calculated as Quantity/Base number*100

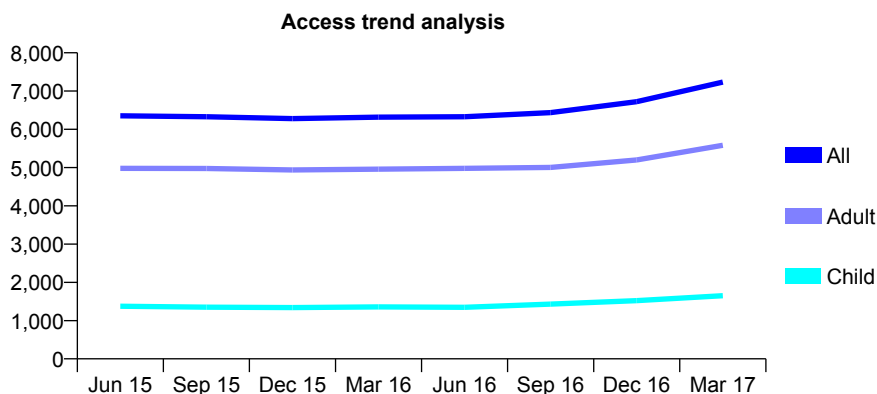
Q45 - Vital Signs At a Glance Contract Report for 101338/0058 - Year end March 2017

Name or company name	Whitecross Dental Care Limited
Contract type name	GDS Contract
Purpose of contract	General
Contract start date	01/01/2008
Contract end date	

16/17 Contracted general activity (UDA)	18,724
Carry forward general activity (UDA)	0
16/17 Contracted orthodontic activity (UOA)	0
Carry forward orthodontic activity (UOA)	0
Baseline contract value	£489,977.42

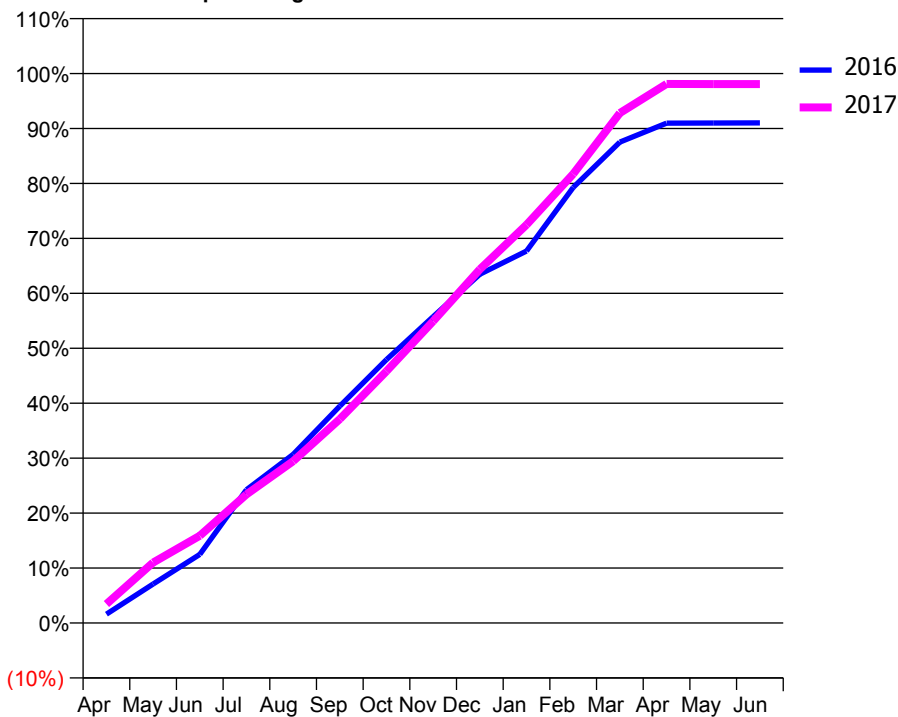
ACCESS*

Patients seen in 24 months	Total	Change since previous quarter
Quarter ending March 2016	6,317	
Quarter ending June 2016	6,330	→
Quarter ending September 2016	6,436	→
Quarter ending December 2016	6,723	↑
Quarter ending March 2017	7,234	↑
Variance since March 2016	14.5%	↑



ACTIVITY

Cumulative percentage of contracted UDA delivered 2016 & 2017



Month	Adjusted Scheduled Activity (UDA)	
	2016	2017
April	302	649
May	1,331	2,059
June	2,336	2,975
July	4,542	4,384
August	5,747	5,515
September	7,389	6,949
October	8,976	8,583
November	10,437	10,283
December	11,885	12,052
January	12,675	13,570
February	14,844	15,303
March	16,389	17,379
April	17,031	18,370
May	17,036	18,364
June	17,039	18,364

QUALITY

	Quantity	Base Number	Contract	AT	Region	England
% of FP17s for the same patient ID Re-attending within 3 months - Children	124	2,276	5.4%	13.0%	13.3%	12.3%
% of FP17s for the same patient ID Re-attending within 3 months - Adults	723	7,097	10.2%	16.3%	17.3%	16.7%
% of FP17s for the same patient ID Re-attending between 3 & 9 months - Children	1,113	2,276	48.9%	54.5%	58.9%	57.6%
% of FP17s for the same patient ID Re-attending between 3 & 9 months - Adults	3,347	7,097	47.2%	50.2%	52.2%	50.1%
% of FP17s for Band 1 Urgent Courses	764	9,455	8.1%	8.8%	9.2%	9.1%
% of FP17s Relating to Free Repair or Replacements	39	9,455	0.4%	1.3%	1.0%	0.8%
% of FP17s Relating to Continuations	142	9,455	1.5%	1.7%	1.4%	1.2%
% of Patients satisfied with the dentistry they have received	21	21	100.0%	92.0%	93.1%	92.8%
% of Patients satisfied with the time they had to wait for an appointment	18	21	85.7%	88.8%	89.5%	88.7%

* This is based on patients treated on this contract for their most recent course of treatment. Figures in italics indicate the base number of FP17s or Patient Questionnaire responses are less than 100. N/A is shown where the base number of responses is less than 10 during the period. % is calculated as Quantity/Base number*100

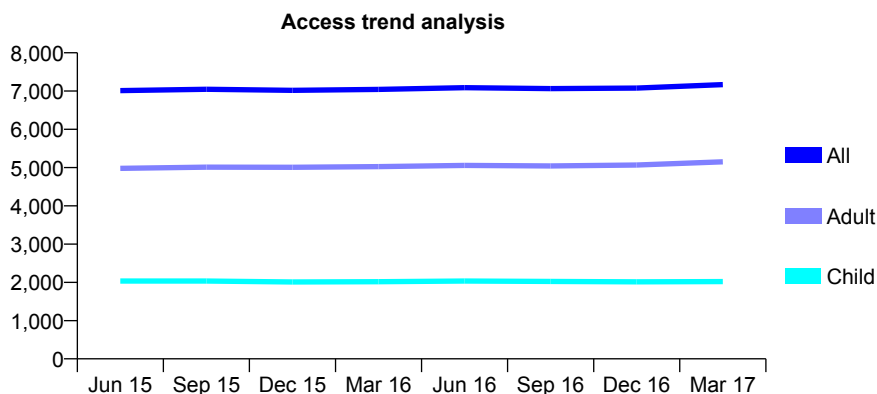
Q45 - Vital Signs At a Glance Contract Report for 101338/0082 - Year end March 2017

Name or company name	Whitecross Dental Care Limited
Contract type name	GDS Contract
Purpose of contract	General and Orthodontic
Contract start date	01/04/2009
Contract end date	

16/17 Contracted general activity (UDA)	18,500
Carry forward general activity (UDA)	332
16/17 Contracted orthodontic activity (UOA)	1,249
Carry forward orthodontic activity (UOA)	0
Baseline contract value	£595,395.99

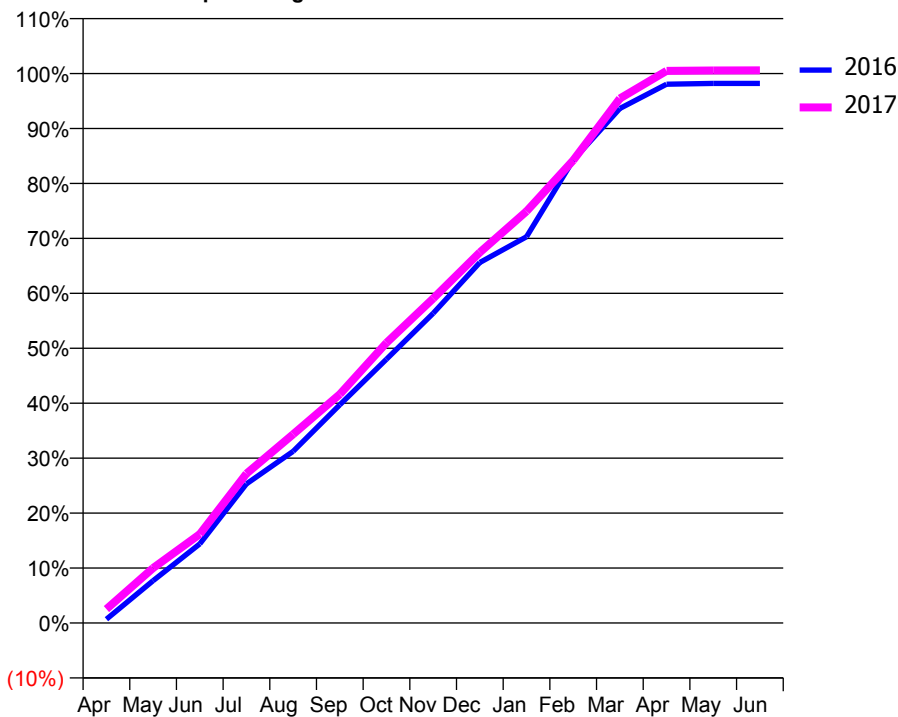
ACCESS*

Patients seen in 24 months	Total	Change since previous quarter
Quarter ending March 2016	7,043	
Quarter ending June 2016	7,090	→
Quarter ending September 2016	7,065	→
Quarter ending December 2016	7,079	→
Quarter ending March 2017	7,168	→
Variance since March 2016	1.8%	→



ACTIVITY

Cumulative percentage of contracted UDA delivered 2016 & 2017



Month	Adjusted Scheduled Activity (UDA)	
	2016	2017
April	127	468
May	1,427	1,850
June	2,666	2,991
July	4,684	5,029
August	5,782	6,355
September	7,348	7,699
October	8,884	9,436
November	10,428	10,923
December	12,139	12,478
January	13,001	13,861
February	15,586	15,575
March	17,324	17,657
April	18,139	18,589
May	18,168	18,602
June	18,168	18,605

QUALITY

	Quantity	Base Number	Contract	AT	Region	England
% of FP17s for the same patient ID Re-attending within 3 months - Children	216	2,939	7.3%	13.0%	13.3%	12.3%
% of FP17s for the same patient ID Re-attending within 3 months - Adults	715	6,319	11.3%	16.3%	17.3%	16.7%
% of FP17s for the same patient ID Re-attending between 3 & 9 months - Children	1,530	2,939	52.1%	54.5%	58.9%	57.6%
% of FP17s for the same patient ID Re-attending between 3 & 9 months - Adults	2,856	6,319	45.2%	50.2%	52.2%	50.1%
% of FP17s for Band 1 Urgent Courses	796	9,187	8.7%	8.8%	9.2%	9.1%
% of FP17s Relating to Free Repair or Replacements	59	9,187	0.6%	1.3%	1.0%	0.8%
% of FP17s Relating to Continuations	106	9,187	1.2%	1.7%	1.4%	1.2%
% of Patients satisfied with the dentistry they have received	7	10	70.0%	92.0%	93.1%	92.8%
% of Patients satisfied with the time they had to wait for an appointment	7	10	70.0%	88.8%	89.5%	88.7%

* This is based on patients treated on this contract for their most recent course of treatment. Figures in italics indicate the base number of FP17s or Patient Questionnaire responses are less than 100. N/A is shown where the base number of responses is less than 10 during the period. % is calculated as Quantity/Base number*100

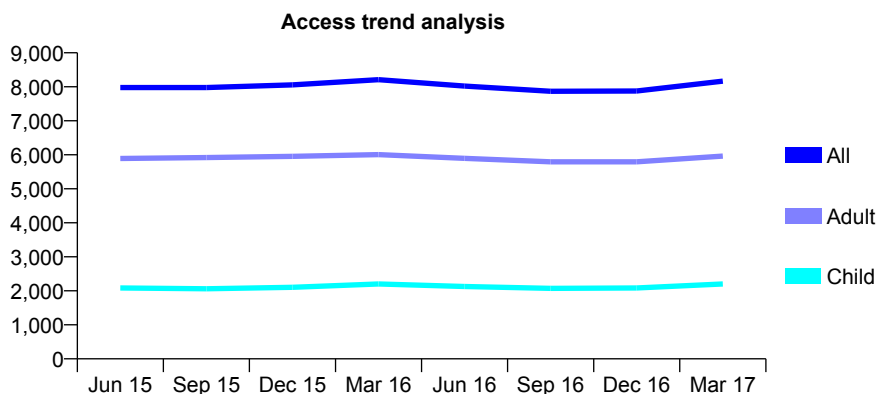
Q45 - Vital Signs At a Glance Contract Report for 101338/0083 - Year end March 2017

Name or company name	Whitecross Dental Care Limited
Contract type name	GDS Contract
Purpose of contract	General and Orthodontic
Contract start date	01/04/2009
Contract end date	

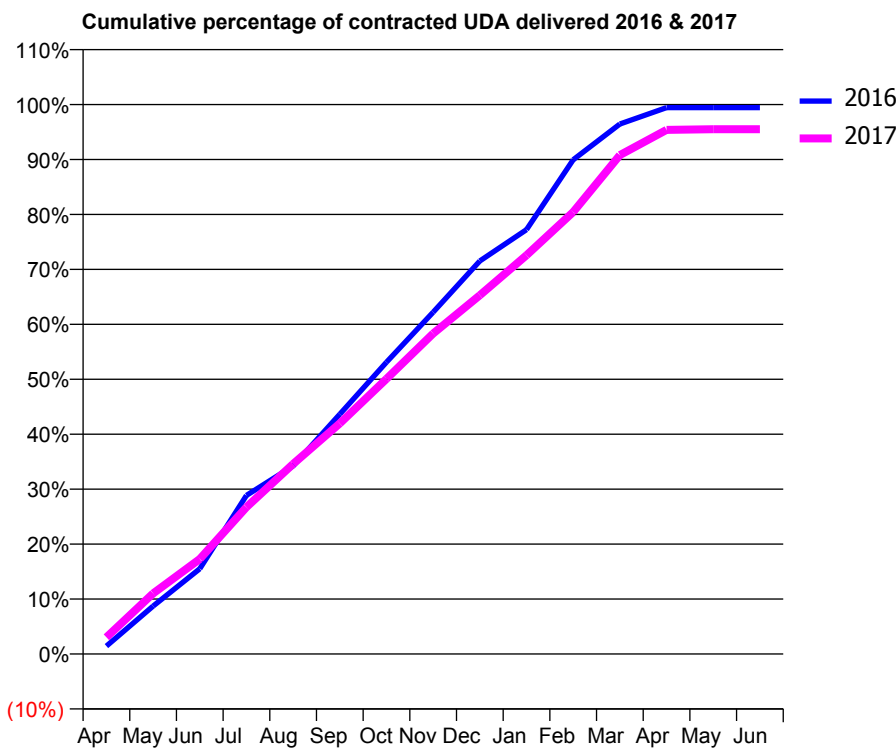
16/17 Contracted general activity (UDA)	25,906
Carry forward general activity (UDA)	145
16/17 Contracted orthodontic activity (UOA)	500
Carry forward orthodontic activity (UOA)	0
Baseline contract value	£752,763.85

ACCESS*

Patients seen in 24 months	Total	Change since previous quarter
Quarter ending March 2016	8,209	
Quarter ending June 2016	8,023	↓
Quarter ending September 2016	7,869	↓
Quarter ending December 2016	7,877	→
Quarter ending March 2017	8,167	↑
Variance since March 2016	(0.5%)	→



ACTIVITY



Month	Adjusted Scheduled Activity (UDA)	
	2016	2017
April	376	786
May	2,262	2,855
June	4,019	4,478
July	7,480	6,927
August	8,870	8,959
September	11,308	10,874
October	13,759	12,971
November	16,113	15,113
December	18,528	16,913
January	20,004	18,800
February	23,302	20,838
March	24,986	23,521
April	25,760	24,711
May	25,761	24,743
June	25,761	24,743

QUALITY

	Quantity	Base Number	Contract	AT	Region	England
% of FP17s for the same patient ID Re-attending within 3 months - Children	203	3,399	6.0%	13.0%	13.3%	12.3%
% of FP17s for the same patient ID Re-attending within 3 months - Adults	931	8,574	10.9%	16.3%	17.3%	16.7%
% of FP17s for the same patient ID Re-attending between 3 & 9 months - Children	1,882	3,399	55.4%	54.5%	58.9%	57.6%
% of FP17s for the same patient ID Re-attending between 3 & 9 months - Adults	5,032	8,574	58.7%	50.2%	52.2%	50.1%
% of FP17s for Band 1 Urgent Courses	919	12,041	7.6%	8.8%	9.2%	9.1%
% of FP17s Relating to Free Repair or Replacements	60	12,041	0.5%	1.3%	1.0%	0.8%
% of FP17s Relating to Continuations	131	12,041	1.1%	1.7%	1.4%	1.2%
% of Patients satisfied with the dentistry they have received	18	18	100.0%	92.0%	93.1%	92.8%
% of Patients satisfied with the time they had to wait for an appointment	16	18	88.9%	88.8%	89.5%	88.7%

* This is based on patients treated on this contract for their most recent course of treatment. Figures in italics indicate the base number of FP17s or Patient Questionnaire responses are less than 100. N/A is shown where the base number of responses is less than 10 during the period. % is calculated as Quantity/Base number*100

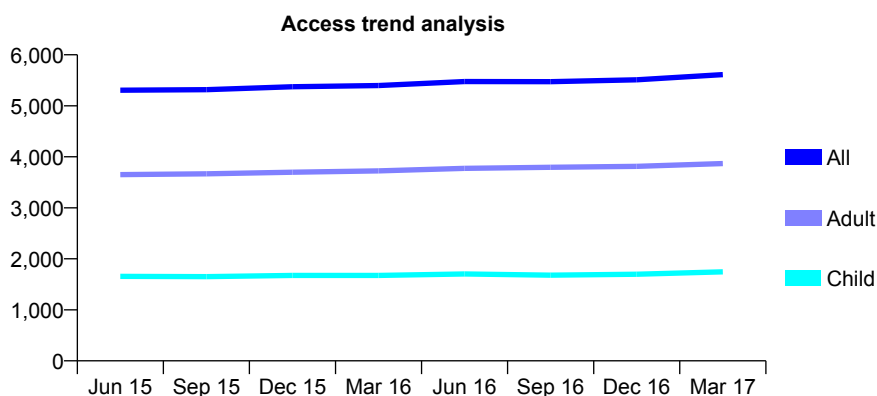
Q45 - Vital Signs At a Glance Contract Report for 101338/0085 - Year end March 2017

Name or company name	Whitecross Dental Care Limited
Contract type name	GDS Contract
Purpose of contract	General
Contract start date	01/04/2009
Contract end date	

16/17 Contracted general activity (UDA)	19,500
Carry forward general activity (UDA)	0
16/17 Contracted orthodontic activity (UOA)	0
Carry forward orthodontic activity (UOA)	0
Baseline contract value	£542,218.83

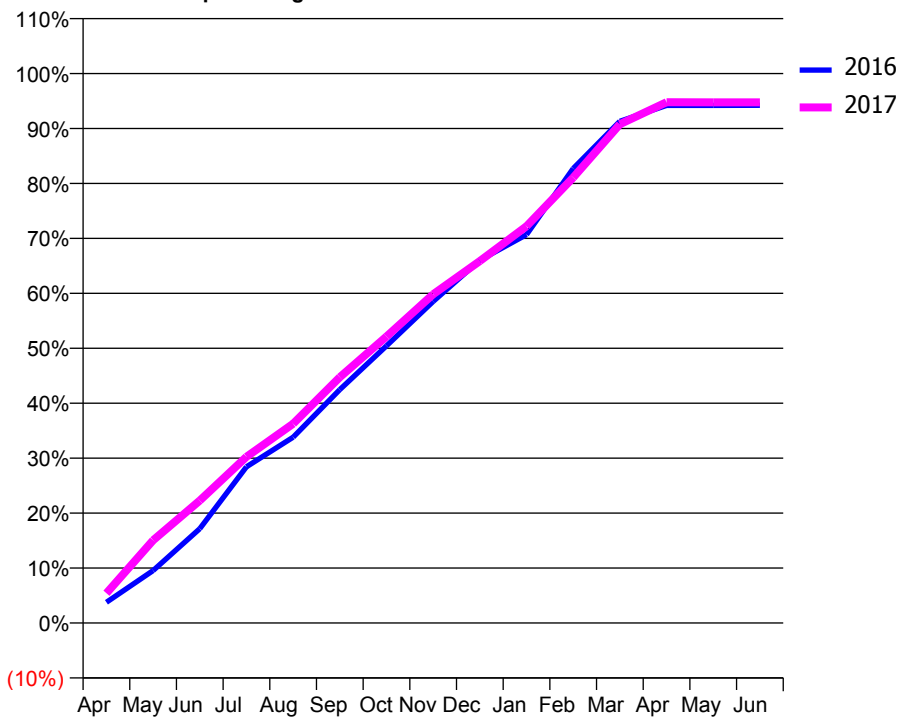
ACCESS*

Patients seen in 24 months	Total	Change since previous quarter
Quarter ending March 2016	5,398	
Quarter ending June 2016	5,476	→
Quarter ending September 2016	5,474	→
Quarter ending December 2016	5,510	→
Quarter ending March 2017	5,612	→
Variance since March 2016	4.0%	↑



ACTIVITY

Cumulative percentage of contracted UDA delivered 2016 & 2017



Month	Adjusted Scheduled Activity (UDA)	
	2016	2017
April	737	1,057
May	1,862	2,936
June	3,349	4,344
July	5,542	5,901
August	6,596	7,073
September	8,282	8,723
October	9,836	10,166
November	11,411	11,668
December	12,876	12,845
January	13,782	14,082
February	16,129	15,806
March	17,805	17,699
April	18,368	18,482
May	18,368	18,474
June	18,371	18,477

QUALITY

	Quantity	Base Number	Contract	AT	Region	England
% of FP17s for the same patient ID Re-attending within 3 months - Children	226	2,660	8.5%	13.0%	13.3%	12.3%
% of FP17s for the same patient ID Re-attending within 3 months - Adults	745	5,135	14.5%	16.3%	17.3%	16.7%
% of FP17s for the same patient ID Re-attending between 3 & 9 months - Children	1,505	2,660	56.6%	54.5%	58.9%	57.6%
% of FP17s for the same patient ID Re-attending between 3 & 9 months - Adults	2,536	5,135	49.4%	50.2%	52.2%	50.1%
% of FP17s for Band 1 Urgent Courses	557	7,850	7.1%	8.8%	9.2%	9.1%
% of FP17s Relating to Free Repair or Replacements	36	7,850	0.5%	1.3%	1.0%	0.8%
% of FP17s Relating to Continuations	170	7,850	2.2%	1.7%	1.4%	1.2%
% of Patients satisfied with the dentistry they have received	5	5	N/A	92.0%	93.1%	92.8%
% of Patients satisfied with the time they had to wait for an appointment	5	5	N/A	88.8%	89.5%	88.7%

* This is based on patients treated on this contract for their most recent course of treatment. Figures in italics indicate the base number of FP17s or Patient Questionnaire responses are less than 100. N/A is shown where the base number of responses is less than 10 during the period. % is calculated as Quantity/Base number*100

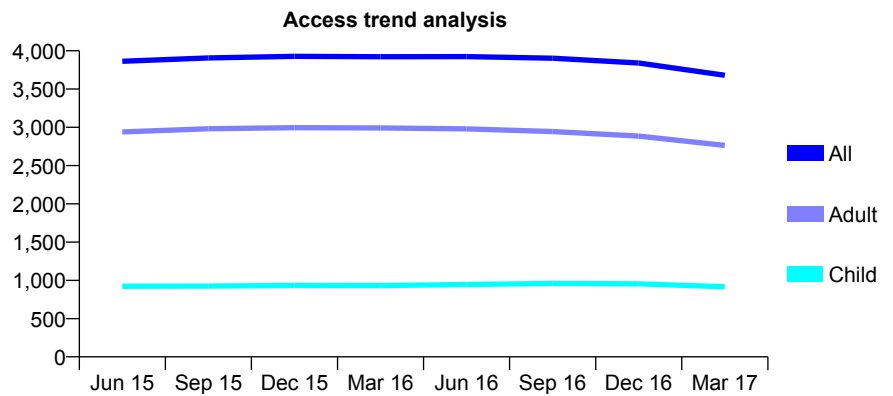
Q45 - Vital Signs At a Glance Contract Report for 101435/0059 - Year end March 2017

Name or company name	IDH Limited
Contract type name	GDS Contract
Purpose of contract	General
Contract start date	01/04/2007
Contract end date	

16/17 Contracted general activity (UDA)	14,807
Carry forward general activity (UDA)	110
16/17 Contracted orthodontic activity (UOA)	0
Carry forward orthodontic activity (UOA)	0
Baseline contract value	£313,208.30

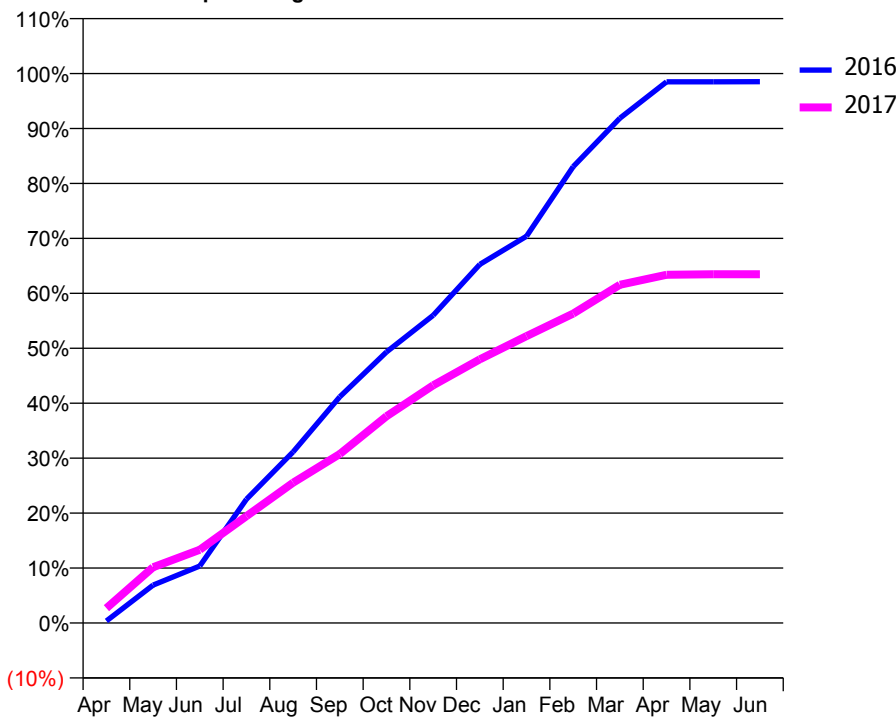
ACCESS*

Patients seen in 24 months	Total	Change since previous quarter
Quarter ending March 2016	3,923	
Quarter ending June 2016	3,924	→
Quarter ending September 2016	3,903	→
Quarter ending December 2016	3,840	↓
Quarter ending March 2017	3,680	↓
Variance since March 2016	(6.2%)	↓



ACTIVITY

Cumulative percentage of contracted UDA delivered 2016 & 2017



Month	Adjusted Scheduled Activity (UDA)	
	2016	2017
April	56	401
May	1,024	1,503
June	1,535	1,976
July	3,337	2,880
August	4,612	3,780
September	6,094	4,553
October	7,303	5,572
November	8,290	6,406
December	9,662	7,106
January	10,423	7,730
February	12,299	8,338
March	13,602	9,115
April	14,584	9,383
May	14,584	9,399
June	14,587	9,399

QUALITY

	Quantity	Base Number	Contract	AT	Region	England
% of FP17s for the same patient ID Re-attending within 3 months - Children	51	1,086	4.7%	13.0%	13.3%	12.3%
% of FP17s for the same patient ID Re-attending within 3 months - Adults	450	3,475	12.9%	16.3%	17.3%	16.7%
% of FP17s for the same patient ID Re-attending between 3 & 9 months - Children	571	1,086	52.6%	54.5%	58.9%	57.6%
% of FP17s for the same patient ID Re-attending between 3 & 9 months - Adults	1,959	3,475	56.4%	50.2%	52.2%	50.1%
% of FP17s for Band 1 Urgent Courses	430	4,302	10.0%	8.8%	9.2%	9.1%
% of FP17s Relating to Free Repair or Replacements	31	4,302	0.7%	1.3%	1.0%	0.8%
% of FP17s Relating to Continuations	45	4,302	1.0%	1.7%	1.4%	1.2%
% of Patients satisfied with the dentistry they have received	26	28	92.9%	92.0%	93.1%	92.8%
% of Patients satisfied with the time they had to wait for an appointment	22	28	78.6%	88.8%	89.5%	88.7%

* This is based on patients treated on this contract for their most recent course of treatment. Figures in italics indicate the base number of FP17s or Patient Questionnaire responses are less than 100. N/A is shown where the base number of responses is less than 10 during the period. % is calculated as Quantity/Base number*100

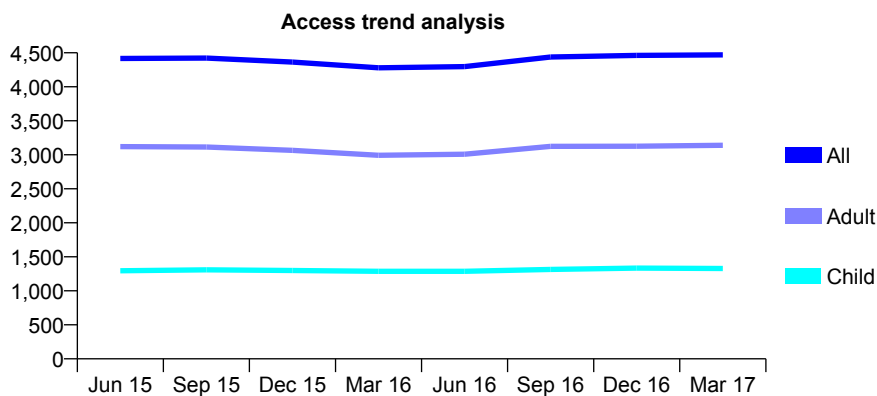
Q45 - Vital Signs At a Glance Contract Report for 101435/0060 - Year end March 2017

Name or company name	IDH Limited
Contract type name	GDS Contract
Purpose of contract	General
Contract start date	11/06/2007
Contract end date	

16/17 Contracted general activity (UDA)	15,717
Carry forward general activity (UDA)	0
16/17 Contracted orthodontic activity (UOA)	0
Carry forward orthodontic activity (UOA)	0
Baseline contract value	£343,430.23

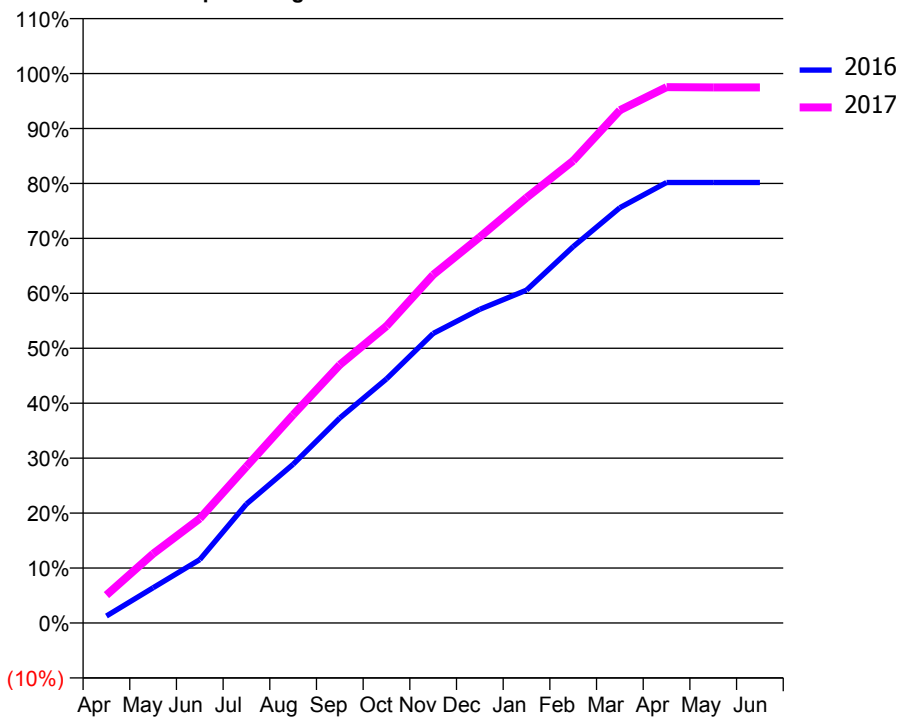
ACCESS*

Patients seen in 24 months	Total	Change since previous quarter
Quarter ending March 2016	4,280	
Quarter ending June 2016	4,297	→
Quarter ending September 2016	4,439	↑
Quarter ending December 2016	4,461	→
Quarter ending March 2017	4,470	→
Variance since March 2016	4.4%	↑



ACTIVITY

Cumulative percentage of contracted UDA delivered 2016 & 2017



Month	Adjusted Scheduled Activity (UDA)	
	2016	2017
April	199	799
May	1,011	1,983
June	1,815	2,989
July	3,404	4,477
August	4,540	5,956
September	5,862	7,386
October	6,982	8,490
November	8,282	9,960
December	8,973	11,039
January	9,523	12,163
February	10,764	13,223
March	11,878	14,666
April	12,599	15,328
May	12,599	15,319
June	12,599	15,319

QUALITY

	Quantity	Base Number	Contract	AT	Region	England
% of FP17s for the same patient ID Re-attending within 3 months - Children	138	1,789	7.7%	13.0%	13.3%	12.3%
% of FP17s for the same patient ID Re-attending within 3 months - Adults	661	3,850	17.2%	16.3%	17.3%	16.7%
% of FP17s for the same patient ID Re-attending between 3 & 9 months - Children	964	1,789	53.9%	54.5%	58.9%	57.6%
% of FP17s for the same patient ID Re-attending between 3 & 9 months - Adults	1,615	3,850	41.9%	50.2%	52.2%	50.1%
% of FP17s for Band 1 Urgent Courses	532	5,603	9.5%	8.8%	9.2%	9.1%
% of FP17s Relating to Free Repair or Replacements	38	5,603	0.7%	1.3%	1.0%	0.8%
% of FP17s Relating to Continuations	175	5,603	3.1%	1.7%	1.4%	1.2%
% of Patients satisfied with the dentistry they have received	15	17	88.2%	92.0%	93.1%	92.8%
% of Patients satisfied with the time they had to wait for an appointment	17	17	100.0%	88.8%	89.5%	88.7%

* This is based on patients treated on this contract for their most recent course of treatment. Figures in italics indicate the base number of FP17s or Patient Questionnaire responses are less than 100. N/A is shown where the base number of responses is less than 10 during the period. % is calculated as Quantity/Base number*100

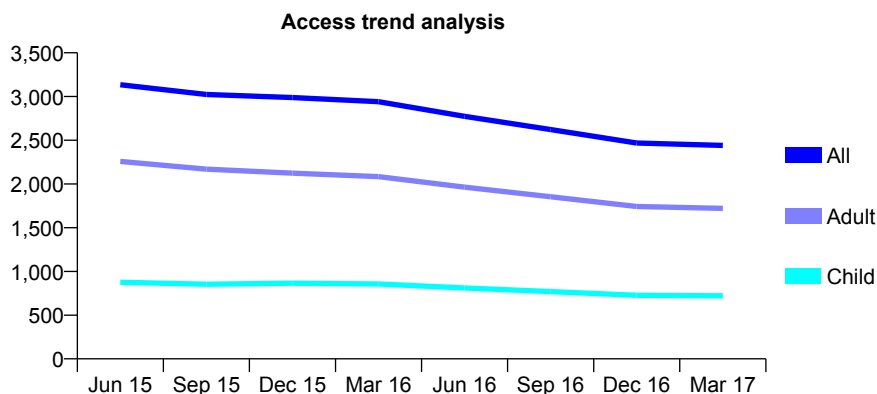
Q45 - Vital Signs At a Glance Contract Report for 101435/0061 - Year end March 2017

Name or company name	IDH Limited
Contract type name	GDS Contract
Purpose of contract	General
Contract start date	18/06/2007
Contract end date	

16/17 Contracted general activity (UDA)	9,500
Carry forward general activity (UDA)	0
16/17 Contracted orthodontic activity (UOA)	0
Carry forward orthodontic activity (UOA)	0
Baseline contract value	£200,950.82

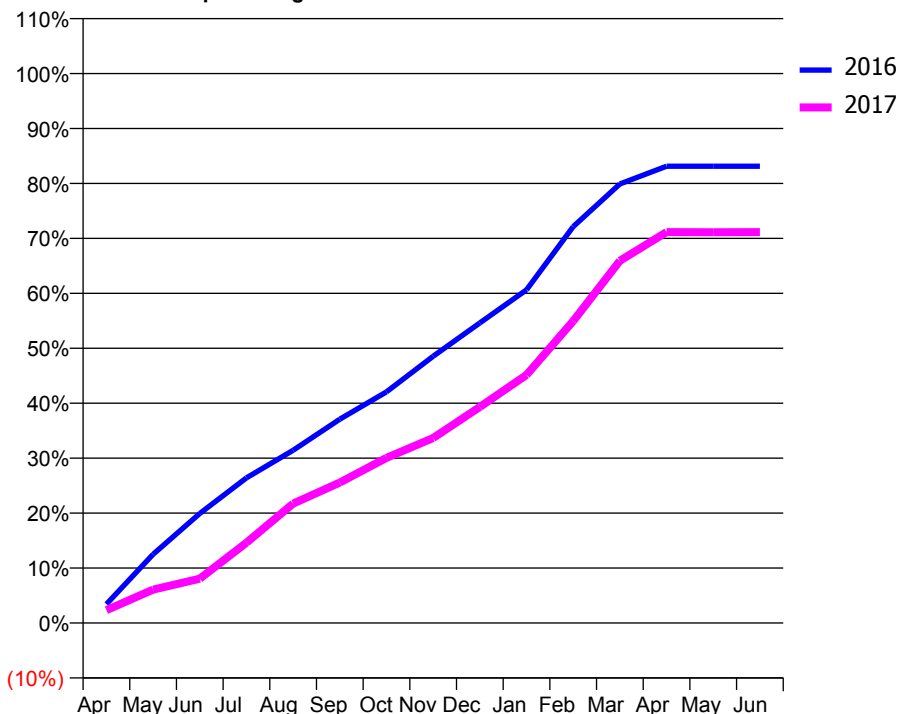
ACCESS*

Patients seen in 24 months	Total	Change since previous quarter
Quarter ending March 2016	2,941	
Quarter ending June 2016	2,773	↓
Quarter ending September 2016	2,623	↓
Quarter ending December 2016	2,469	↓
Quarter ending March 2017	2,441	↓
Variance since March 2016	(17.0%)	↓



ACTIVITY

Cumulative percentage of contracted UDA delivered 2016 & 2017



Adjusted Scheduled Activity (UDA)

Month	2016	2017
April	326	223
May	1,189	578
June	1,894	767
July	2,509	1,389
August	2,986	2,064
September	3,523	2,430
October	3,996	2,854
November	4,613	3,199
December	5,187	3,735
January	5,760	4,288
February	6,853	5,221
March	7,590	6,263
April	7,896	6,758
May	7,896	6,755
June	7,896	6,759

QUALITY

	Quantity	Base Number	Contract	AT	Region	England
% of FP17s for the same patient ID Re-attending within 3 months - Children	48	736	6.5%	13.0%	13.3%	12.3%
% of FP17s for the same patient ID Re-attending within 3 months - Adults	285	1,745	16.3%	16.3%	17.3%	16.7%
% of FP17s for the same patient ID Re-attending between 3 & 9 months - Children	290	736	39.4%	54.5%	58.9%	57.6%
% of FP17s for the same patient ID Re-attending between 3 & 9 months - Adults	677	1,745	38.8%	50.2%	52.2%	50.1%
% of FP17s for Band 1 Urgent Courses	235	2,493	9.4%	8.8%	9.2%	9.1%
% of FP17s Relating to Free Repair or Replacements	24	2,493	1.0%	1.3%	1.0%	0.8%
% of FP17s Relating to Continuations	48	2,493	1.9%	1.7%	1.4%	1.2%
% of Patients satisfied with the dentistry they have received	2	2	N/A	92.0%	93.1%	92.8%
% of Patients satisfied with the time they had to wait for an appointment	2	2	N/A	88.8%	89.5%	88.7%

* This is based on patients treated on this contract for their most recent course of treatment. Figures in italics indicate the base number of FP17s or Patient Questionnaire responses are less than 100. N/A is shown where the base number of responses is less than 10 during the period. % is calculated as Quantity/Base number*100

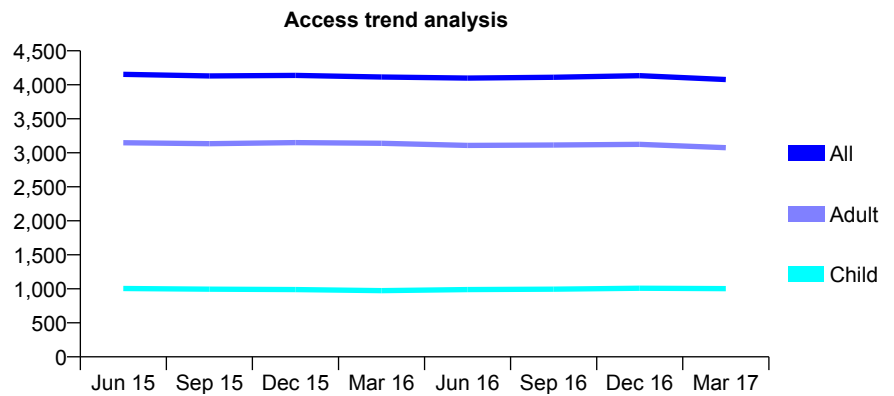
Q45 - Vital Signs At a Glance Contract Report for 101435/0078 - Year end March 2017

Name or company name	IDH Limited
Contract type name	GDS Contract
Purpose of contract	General
Contract start date	01/01/2008
Contract end date	

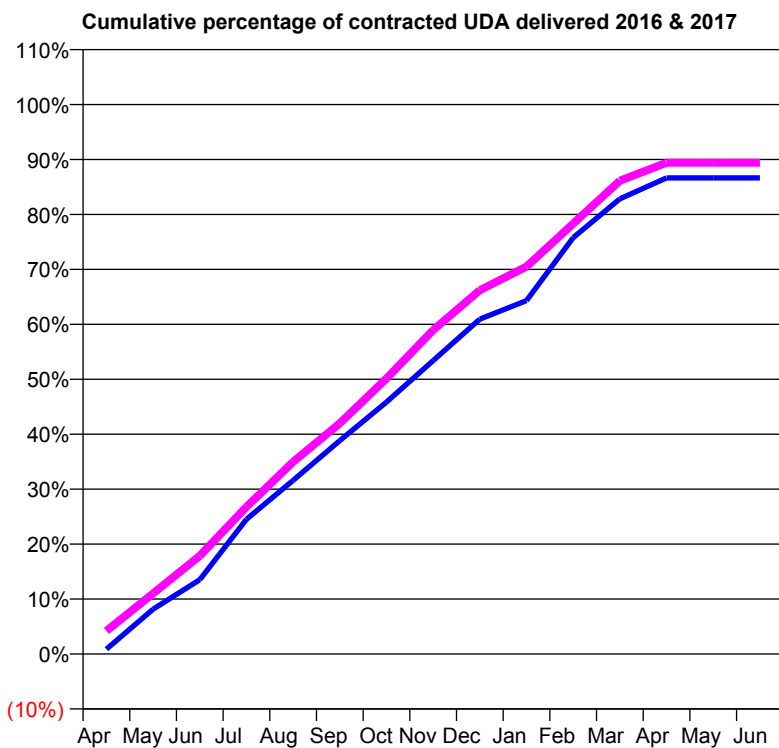
16/17 Contracted general activity (UDA)	12,900
Carry forward general activity (UDA)	0
16/17 Contracted orthodontic activity (UOA)	0
Carry forward orthodontic activity (UOA)	0
Baseline contract value	£343,645.66

ACCESS*

Patients seen in 24 months	Total	Change since previous quarter
Quarter ending March 2016	4,114	
Quarter ending June 2016	4,099	→
Quarter ending September 2016	4,111	→
Quarter ending December 2016	4,134	→
Quarter ending March 2017	4,078	↓
Variance since March 2016	(0.9%)	→



ACTIVITY



Month	Adjusted Scheduled Activity (UDA)	
	2016	2017
April	127	544
May	1,186	1,421
June	1,961	2,305
July	3,556	3,453
August	4,582	4,511
September	5,630	5,417
October	6,648	6,469
November	7,745	7,604
December	8,838	8,540
January	9,327	9,095
February	10,987	10,103
March	12,010	11,112
April	12,563	11,535
May	12,563	11,533
June	12,563	11,533

QUALITY

	Quantity	Base Number	Contract	AT	Region	England
% of FP17s for the same patient ID Re-attending within 3 months - Children	107	1,524	7.0%	13.0%	13.3%	12.3%
% of FP17s for the same patient ID Re-attending within 3 months - Adults	519	3,972	13.1%	16.3%	17.3%	16.7%
% of FP17s for the same patient ID Re-attending between 3 & 9 months - Children	899	1,524	59.0%	54.5%	58.9%	57.6%
% of FP17s for the same patient ID Re-attending between 3 & 9 months - Adults	2,220	3,972	55.9%	50.2%	52.2%	50.1%
% of FP17s for Band 1 Urgent Courses	363	5,443	6.7%	8.8%	9.2%	9.1%
% of FP17s Relating to Free Repair or Replacements	35	5,443	0.6%	1.3%	1.0%	0.8%
% of FP17s Relating to Continuations	98	5,443	1.8%	1.7%	1.4%	1.2%
% of Patients satisfied with the dentistry they have received	6	7	N/A	92.0%	93.1%	92.8%
% of Patients satisfied with the time they had to wait for an appointment	7	7	N/A	88.8%	89.5%	88.7%

* This is based on patients treated on this contract for their most recent course of treatment. Figures in italics indicate the base number of FP17s or Patient Questionnaire responses are less than 100. N/A is shown where the base number of responses is less than 10 during the period. % is calculated as Quantity/Base number*100

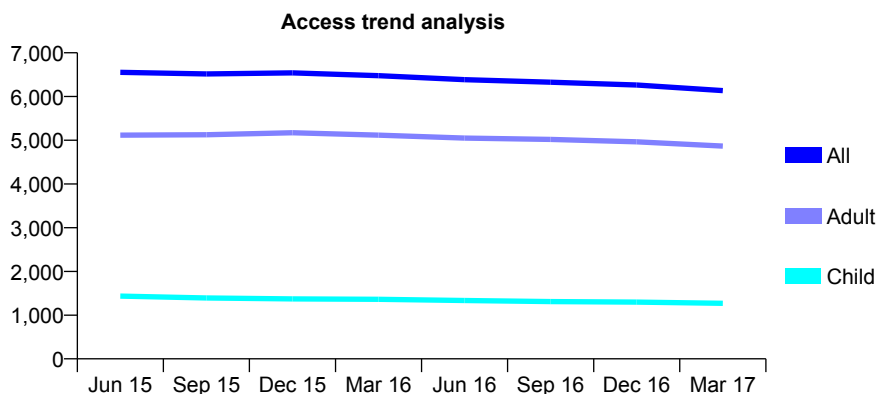
Q45 - Vital Signs At a Glance Contract Report for 101435/0115 - Year end March 2017

Name or company name	IDH Limited
Contract type name	GDS Contract
Purpose of contract	General
Contract start date	01/09/2008
Contract end date	

16/17 Contracted general activity (UDA)	20,000
Carry forward general activity (UDA)	0
16/17 Contracted orthodontic activity (UOA)	0
Carry forward orthodontic activity (UOA)	0
Baseline contract value	£499,838.46

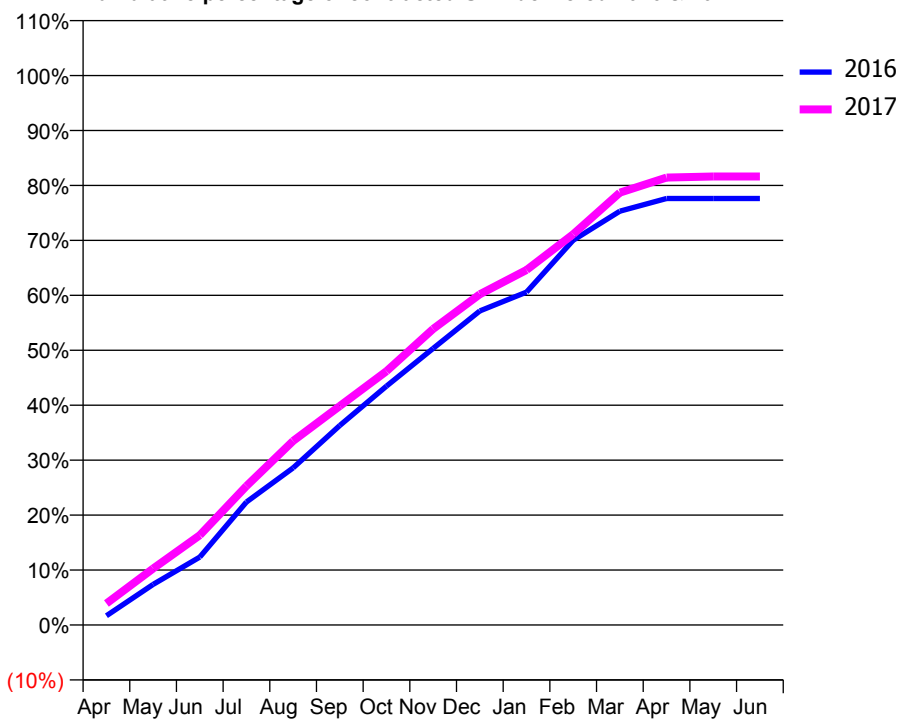
ACCESS*

Patients seen in 24 months	Total	Change since previous quarter
Quarter ending March 2016	6,477	
Quarter ending June 2016	6,385	↓
Quarter ending September 2016	6,327	→
Quarter ending December 2016	6,262	↓
Quarter ending March 2017	6,136	↓
Variance since March 2016	(5.3%)	↓



ACTIVITY

Cumulative percentage of contracted UDA delivered 2016 & 2017



Adjusted Scheduled Activity (UDA)

Month	2016	2017
April	404	782
May	1,783	2,056
June	2,981	3,268
July	5,396	5,058
August	6,891	6,699
September	8,748	7,972
October	10,472	9,239
November	12,129	10,777
December	13,770	12,040
January	14,596	12,924
February	16,869	14,221
March	18,143	15,736
April	18,701	16,287
May	18,698	16,324
June	18,698	16,324

QUALITY

	Quantity	Base Number	Contract	AT	Region	England
% of FP17s for the same patient ID Re-attending within 3 months - Children	111	1,803	6.2%	13.0%	13.3%	12.3%
% of FP17s for the same patient ID Re-attending within 3 months - Adults	895	6,261	14.3%	16.3%	17.3%	16.7%
% of FP17s for the same patient ID Re-attending between 3 & 9 months - Children	1,101	1,803	61.1%	54.5%	58.9%	57.6%
% of FP17s for the same patient ID Re-attending between 3 & 9 months - Adults	3,323	6,261	53.1%	50.2%	52.2%	50.1%
% of FP17s for Band 1 Urgent Courses	894	8,035	11.1%	8.8%	9.2%	9.1%
% of FP17s Relating to Free Repair or Replacements	48	8,035	0.6%	1.3%	1.0%	0.8%
% of FP17s Relating to Continuations	119	8,035	1.5%	1.7%	1.4%	1.2%
% of Patients satisfied with the dentistry they have received	18	19	94.7%	92.0%	93.1%	92.8%
% of Patients satisfied with the time they had to wait for an appointment	19	19	100.0%	88.8%	89.5%	88.7%

* This is based on patients treated on this contract for their most recent course of treatment. Figures in italics indicate the base number of FP17s or Patient Questionnaire responses are less than 100. N/A is shown where the base number of responses is less than 10 during the period. % is calculated as Quantity/Base number*100

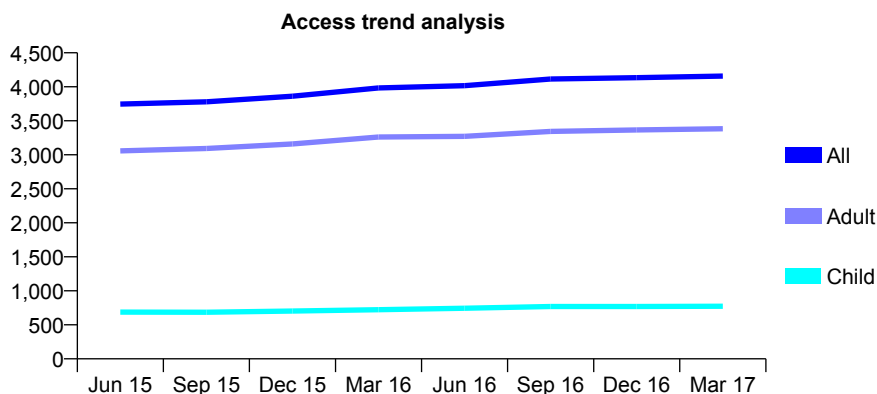
Q45 - Vital Signs At a Glance Contract Report for 103888/0001 - Year end March 2017

Name or company name	The Fairfield Dental Practice Partnership
Contract type name	GDS Contract
Purpose of contract	General
Contract start date	23/11/2011
Contract end date	

16/17 Contracted general activity (UDA)	12,432
Carry forward general activity (UDA)	0
16/17 Contracted orthodontic activity (UOA)	0
Carry forward orthodontic activity (UOA)	0
Baseline contract value	£321,352.77

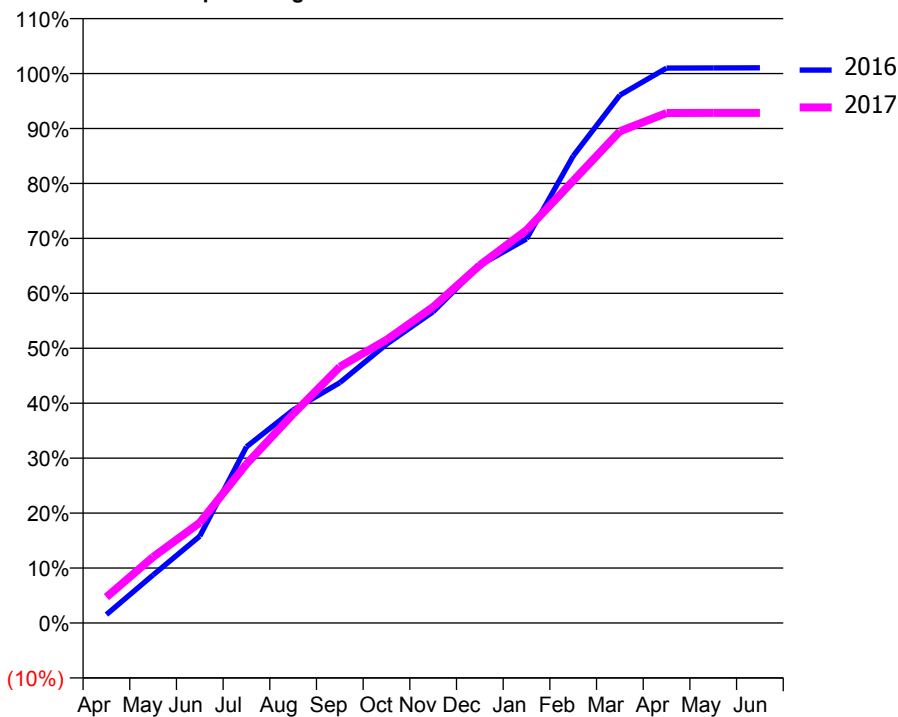
ACCESS*

Patients seen in 24 months	Total	Change since previous quarter
Quarter ending March 2016	3,984	
Quarter ending June 2016	4,016	→
Quarter ending September 2016	4,114	↑
Quarter ending December 2016	4,134	→
Quarter ending March 2017	4,158	→
Variance since March 2016	4.4%	↑



ACTIVITY

Cumulative percentage of contracted UDA delivered 2016 & 2017



Month	Adjusted Scheduled Activity (UDA)	
	2016	2017
April	190	586
May	1,087	1,495
June	1,966	2,270
July	3,987	3,597
August	4,820	4,730
September	5,439	5,797
October	6,306	6,408
November	7,042	7,152
December	8,097	8,095
January	8,689	8,890
February	10,565	10,006
March	11,943	11,124
April	12,556	11,538
May	12,557	11,540
June	12,560	11,540

QUALITY

	Quantity	Base Number	Contract	AT	Region	England
% of FP17s for the same patient ID Re-attending within 3 months - Children	75	1,142	6.6%	13.0%	13.3%	12.3%
% of FP17s for the same patient ID Re-attending within 3 months - Adults	520	4,503	11.5%	16.3%	17.3%	16.7%
% of FP17s for the same patient ID Re-attending between 3 & 9 months - Children	596	1,142	52.2%	54.5%	58.9%	57.6%
% of FP17s for the same patient ID Re-attending between 3 & 9 months - Adults	2,350	4,503	52.2%	50.2%	52.2%	50.1%
% of FP17s for Band 1 Urgent Courses	144	5,580	2.6%	8.8%	9.2%	9.1%
% of FP17s Relating to Free Repair or Replacements	59	5,580	1.1%	1.3%	1.0%	0.8%
% of FP17s Relating to Continuations	149	5,580	2.7%	1.7%	1.4%	1.2%
% of Patients satisfied with the dentistry they have received	13	15	86.7%	92.0%	93.1%	92.8%
% of Patients satisfied with the time they had to wait for an appointment	11	15	73.3%	88.8%	89.5%	88.7%

* This is based on patients treated on this contract for their most recent course of treatment. Figures in italics indicate the base number of FP17s or Patient Questionnaire responses are less than 100. N/A is shown where the base number of responses is less than 10 during the period. % is calculated as Quantity/Base number*100

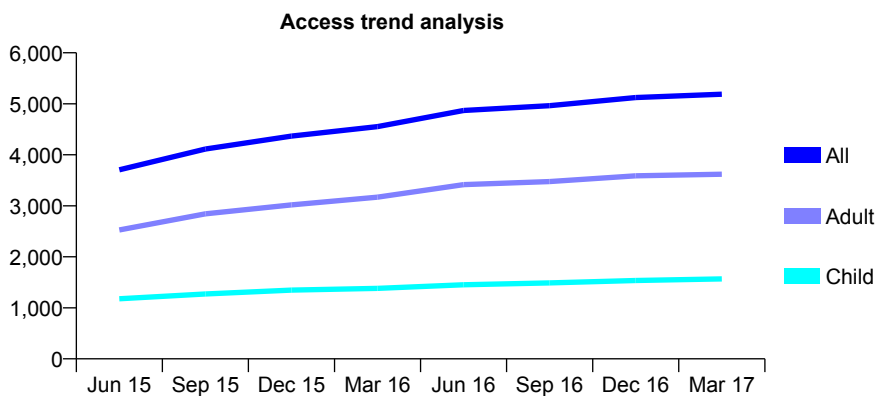
Q45 - Vital Signs At a Glance Contract Report for 114197/0001 - Year end March 2017

Name or company name	Elliott & McCarthy Dental Surgery
Contract type name	GDS Contract
Purpose of contract	General
Contract start date	01/07/2014
Contract end date	

16/17 Contracted general activity (UDA)	15,793
Carry forward general activity (UDA)	75
16/17 Contracted orthodontic activity (UOA)	0
Carry forward orthodontic activity (UOA)	0
Baseline contract value	£575,233.44

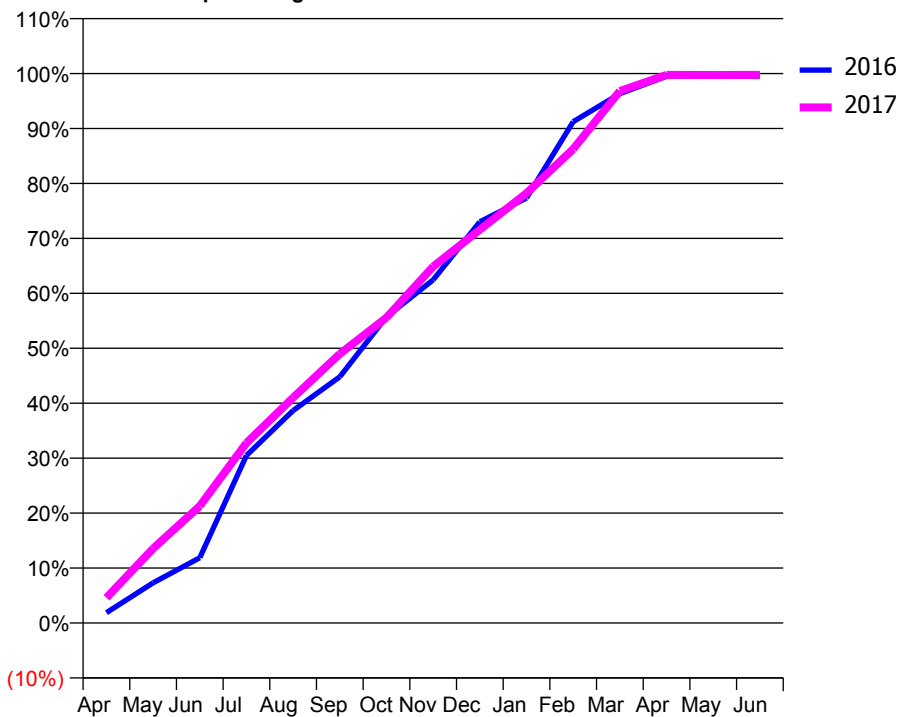
ACCESS*

Patients seen in 24 months	Total	Change since previous quarter
Quarter ending March 2016	4,554	
Quarter ending June 2016	4,869	↑
Quarter ending September 2016	4,964	→
Quarter ending December 2016	5,124	↑
Quarter ending March 2017	5,187	→
Variance since March 2016	13.9%	↑



ACTIVITY

Cumulative percentage of contracted UDA delivered 2016 & 2017



Month	Adjusted Scheduled Activity (UDA)	
	2016	2017
April	297	726
May	1,156	2,139
June	1,874	3,361
July	4,815	5,177
August	6,107	6,478
September	7,078	7,734
October	8,800	8,780
November	9,864	10,247
December	11,529	11,304
January	12,215	12,352
February	14,407	13,623
March	15,214	15,289
April	15,715	15,752
May	15,718	15,751
June	15,718	15,755

QUALITY

	Quantity	Base Number	Contract	AT	Region	England
% of FP17s for the same patient ID Re-attending within 3 months - Children	238	2,293	10.4%	13.0%	13.3%	12.3%
% of FP17s for the same patient ID Re-attending within 3 months - Adults	742	4,924	15.1%	16.3%	17.3%	16.7%
% of FP17s for the same patient ID Re-attending between 3 & 9 months - Children	1,165	2,293	50.8%	54.5%	58.9%	57.6%
% of FP17s for the same patient ID Re-attending between 3 & 9 months - Adults	2,429	4,924	49.3%	50.2%	52.2%	50.1%
% of FP17s for Band 1 Urgent Courses	561	6,785	8.3%	8.8%	9.2%	9.1%
% of FP17s Relating to Free Repair or Replacements	38	6,785	0.6%	1.3%	1.0%	0.8%
% of FP17s Relating to Continuations	128	6,785	1.9%	1.7%	1.4%	1.2%
% of Patients satisfied with the dentistry they have received	23	24	95.8%	92.0%	93.1%	92.8%
% of Patients satisfied with the time they had to wait for an appointment	20	24	83.3%	88.8%	89.5%	88.7%

* This is based on patients treated on this contract for their most recent course of treatment. Figures in italics indicate the base number of FP17s or Patient Questionnaire responses are less than 100. N/A is shown where the base number of responses is less than 10 during the period. % is calculated as Quantity/Base number*100

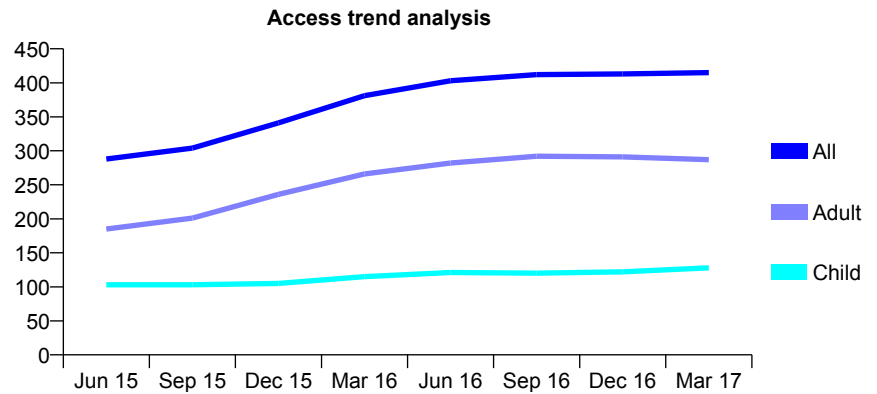
Q45 - Vital Signs At a Glance Contract Report for 114405/0001 - Year end March 2017

Name or company name	Kingsgate Dental Surgery
Contract type name	GDS Contract
Purpose of contract	General
Contract start date	01/07/2014
Contract end date	

16/17 Contracted general activity (UDA)	1,221
Carry forward general activity (UDA)	0
16/17 Contracted orthodontic activity (UOA)	0
Carry forward orthodontic activity (UOA)	0
Baseline contract value	£36,783.72

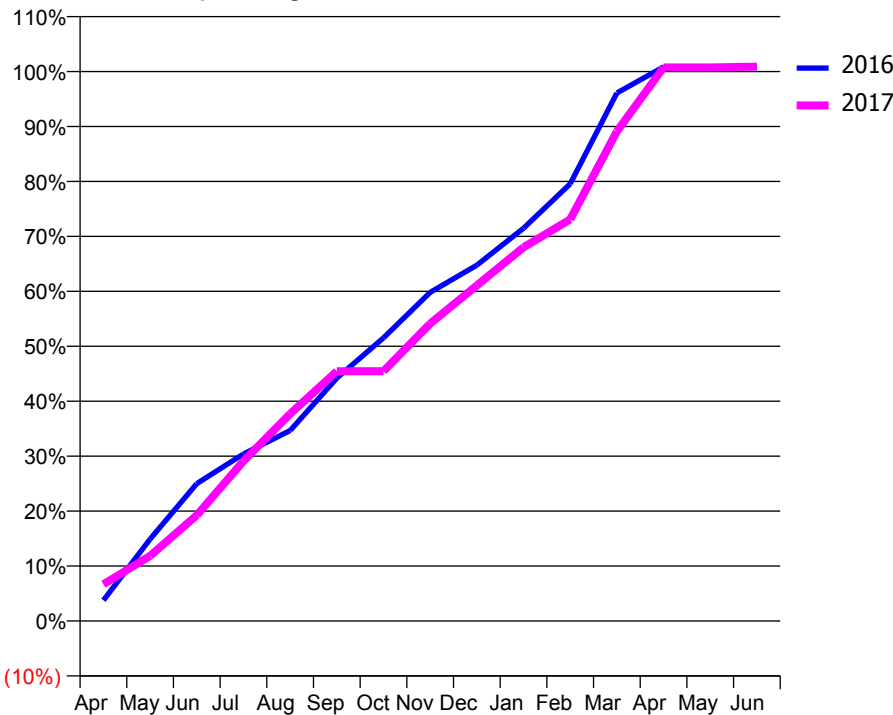
ACCESS*

Patients seen in 24 months	Total	Change since previous quarter
Quarter ending March 2016	381	
Quarter ending June 2016	403	↑
Quarter ending September 2016	412	↑
Quarter ending December 2016	413	→
Quarter ending March 2017	415	→
Variance since March 2016	8.9%	↑



ACTIVITY

Cumulative percentage of contracted UDA delivered 2016 & 2017



Month	Adjusted Scheduled Activity (UDA)	
	2016	2017
April	46	82
May	182	145
June	305	235
July	371	355
August	423	460
September	540	555
October	629	555
November	730	661
December	791	746
January	873	830
February	971	892
March	1,173	1,088
April	1,231	1,230
May	1,230	1,230
June	1,230	1,232

QUALITY

	Quantity	Base Number	Contract	AT	Region	England
% of FP17s for the same patient ID Re-attending within 3 months - Children	26	211	12.3%	13.0%	13.3%	12.3%
% of FP17s for the same patient ID Re-attending within 3 months - Adults	71	314	22.6%	16.3%	17.3%	16.7%
% of FP17s for the same patient ID Re-attending between 3 & 9 months - Children	127	211	60.2%	54.5%	58.9%	57.6%
% of FP17s for the same patient ID Re-attending between 3 & 9 months - Adults	130	314	41.4%	50.2%	52.2%	50.1%
% of FP17s for Band 1 Urgent Courses	75	536	14.0%	8.8%	9.2%	9.1%
% of FP17s Relating to Free Repair or Replacements	4	536	0.7%	1.3%	1.0%	0.8%
% of FP17s Relating to Continuations	6	536	1.1%	1.7%	1.4%	1.2%
% of Patients satisfied with the dentistry they have received	2	2	N/A	92.0%	93.1%	92.8%
% of Patients satisfied with the time they had to wait for an appointment	2	2	N/A	88.8%	89.5%	88.7%

* This is based on patients treated on this contract for their most recent course of treatment. Figures in italics indicate the base number of FP17s or Patient Questionnaire responses are less than 100. N/A is shown where the base number of responses is less than 10 during the period. % is calculated as Quantity/Base number*100

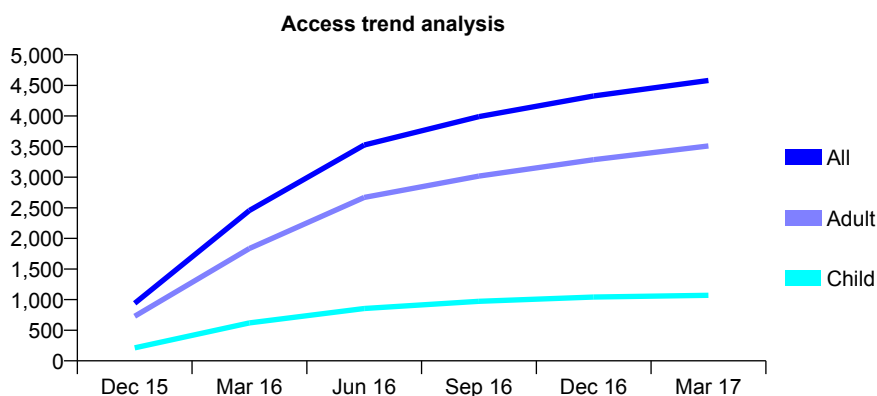
Q45 - Vital Signs At a Glance Contract Report for 115134/0001 - Year end March 2017

Name or company name	Grace Dental Care Partnership
Contract type name	GDS Contract
Purpose of contract	General
Contract start date	01/11/2015
Contract end date	

16/17 Contracted general activity (UDA)	13,542
Carry forward general activity (UDA)	0
16/17 Contracted orthodontic activity (UOA)	0
Carry forward orthodontic activity (UOA)	0
Baseline contract value	£347,643.45

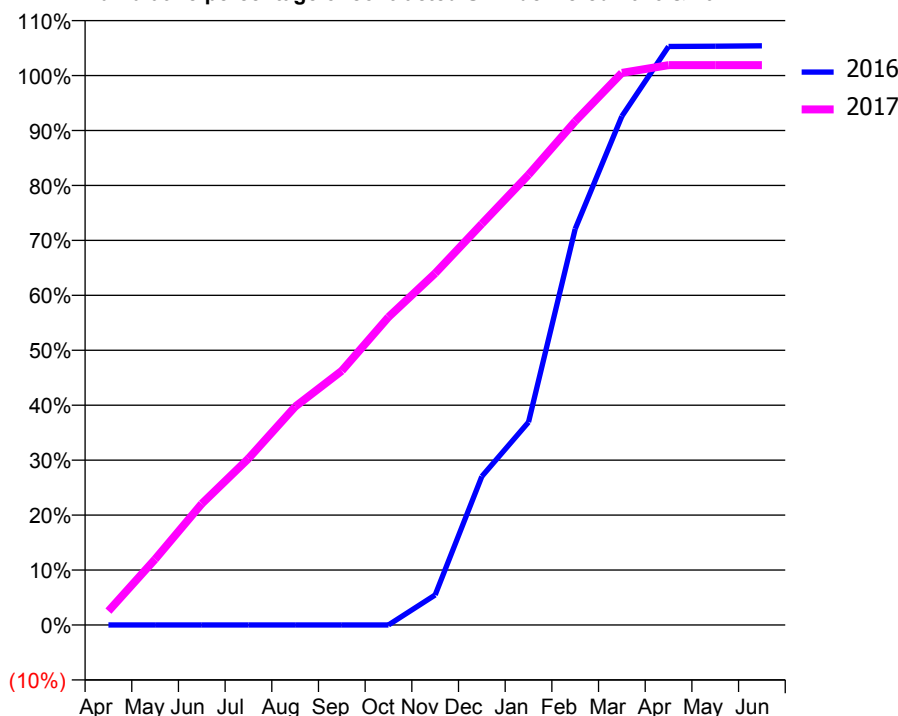
ACCESS*

Patients seen in 24 months	Total	Change since previous quarter
Quarter ending March 2016	2,456	
Quarter ending June 2016	3,526	↑
Quarter ending September 2016	3,991	↑
Quarter ending December 2016	4,328	↑
Quarter ending March 2017	4,581	↑
Variance since March 2016	86.5%	↑



ACTIVITY

Cumulative percentage of contracted UDA delivered 2016 & 2017



Adjusted Scheduled Activity (UDA)

Month	2016	2017
April	0	343
May	0	1,621
June	0	2,988
July	0	4,102
August	0	5,380
September	0	6,265
October	0	7,590
November	308	8,667
December	1,521	9,887
January	2,077	11,095
February	4,053	12,413
March	5,207	13,606
April	5,921	13,796
May	5,924	13,796
June	5,928	13,796

QUALITY

	Quantity	Base Number	Contract	AT	Region	England
% of FP17s for the same patient ID Re-attending within 3 months - Children	82	1,600	5.1%	13.0%	13.3%	12.3%
% of FP17s for the same patient ID Re-attending within 3 months - Adults	733	5,314	13.8%	16.3%	17.3%	16.7%
% of FP17s for the same patient ID Re-attending between 3 & 9 months - Children	662	1,600	41.4%	54.5%	58.9%	57.6%
% of FP17s for the same patient ID Re-attending between 3 & 9 months - Adults	2,164	5,314	40.7%	50.2%	52.2%	50.1%
% of FP17s for Band 1 Urgent Courses	440	6,673	6.6%	8.8%	9.2%	9.1%
% of FP17s Relating to Free Repair or Replacements	114	6,673	1.7%	1.3%	1.0%	0.8%
% of FP17s Relating to Continuations	48	6,673	0.7%	1.7%	1.4%	1.2%
% of Patients satisfied with the dentistry they have received	7	8	N/A	92.0%	93.1%	92.8%
% of Patients satisfied with the time they had to wait for an appointment	7	8	N/A	88.8%	89.5%	88.7%

* This is based on patients treated on this contract for their most recent course of treatment. Figures in italics indicate the base number of FP17s or Patient Questionnaire responses are less than 100. N/A is shown where the base number of responses is less than 10 during the period. % is calculated as Quantity/Base number*100

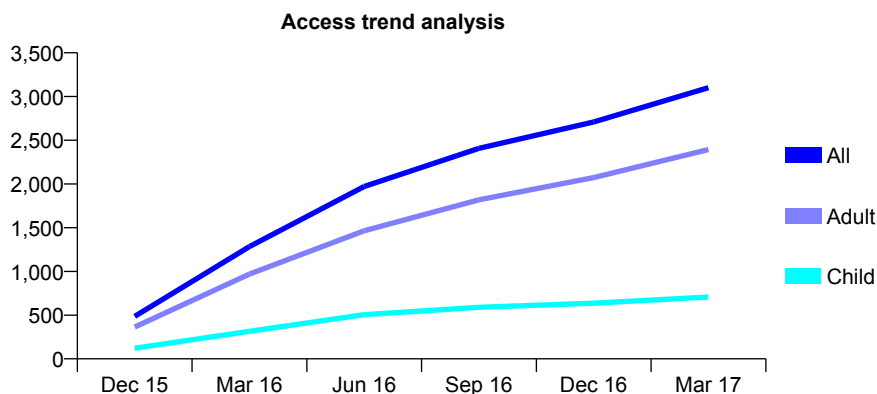
Q45 - Vital Signs At a Glance Contract Report for 115134/0002 - Year end March 2017

Name or company name	Grace Dental Care Partnership
Contract type name	GDS Contract
Purpose of contract	General
Contract start date	01/11/2015
Contract end date	

16/17 Contracted general activity (UDA)	13,675
Carry forward general activity (UDA)	0
16/17 Contracted orthodontic activity (UOA)	0
Carry forward orthodontic activity (UOA)	0
Baseline contract value	£509,200.42

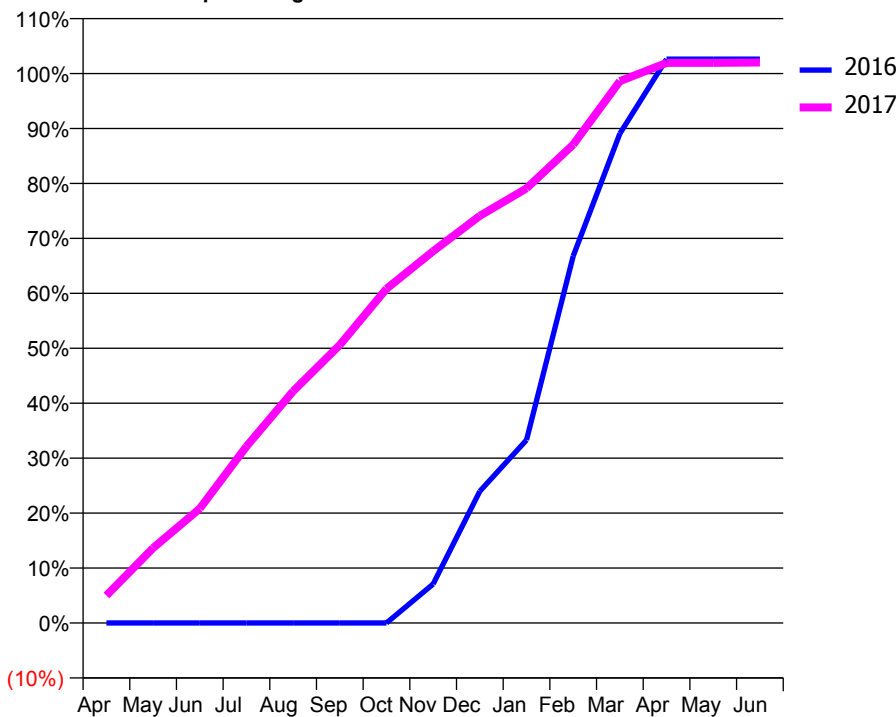
ACCESS*

Patients seen in 24 months	Total	Change since previous quarter
Quarter ending March 2016	1,284	
Quarter ending June 2016	1,971	↑
Quarter ending September 2016	2,408	↑
Quarter ending December 2016	2,710	↑
Quarter ending March 2017	3,101	↑
Variance since March 2016	141.5%	↑



ACTIVITY

Cumulative percentage of contracted UDA delivered 2016 & 2017



Adjusted Scheduled Activity (UDA)

Month	2016	2017
April	0	684
May	0	1,865
June	0	2,848
July	0	4,395
August	0	5,768
September	0	6,920
October	0	8,318
November	403	9,255
December	1,362	10,133
January	1,891	10,817
February	3,792	11,906
March	5,058	13,483
April	5,827	13,940
May	5,827	13,940
June	5,827	13,951

QUALITY

	Quantity	Base Number	Contract	AT	Region	England
% of FP17s for the same patient ID Re-attending within 3 months - Children	74	967	7.7%	13.0%	13.3%	12.3%
% of FP17s for the same patient ID Re-attending within 3 months - Adults	790	3,460	22.8%	16.3%	17.3%	16.7%
% of FP17s for the same patient ID Re-attending between 3 & 9 months - Children	307	967	31.7%	54.5%	58.9%	57.6%
% of FP17s for the same patient ID Re-attending between 3 & 9 months - Adults	915	3,460	26.4%	50.2%	52.2%	50.1%
% of FP17s for Band 1 Urgent Courses	753	4,361	17.3%	8.8%	9.2%	9.1%
% of FP17s Relating to Free Repair or Replacements	52	4,361	1.2%	1.3%	1.0%	0.8%
% of FP17s Relating to Continuations	142	4,361	3.3%	1.7%	1.4%	1.2%
% of Patients satisfied with the dentistry they have received	6	6	N/A	92.0%	93.1%	92.8%
% of Patients satisfied with the time they had to wait for an appointment	6	6	N/A	88.8%	89.5%	88.7%

* This is based on patients treated on this contract for their most recent course of treatment. Figures in italics indicate the base number of FP17s or Patient Questionnaire responses are less than 100. N/A is shown where the base number of responses is less than 10 during the period. % is calculated as Quantity/Base number*100

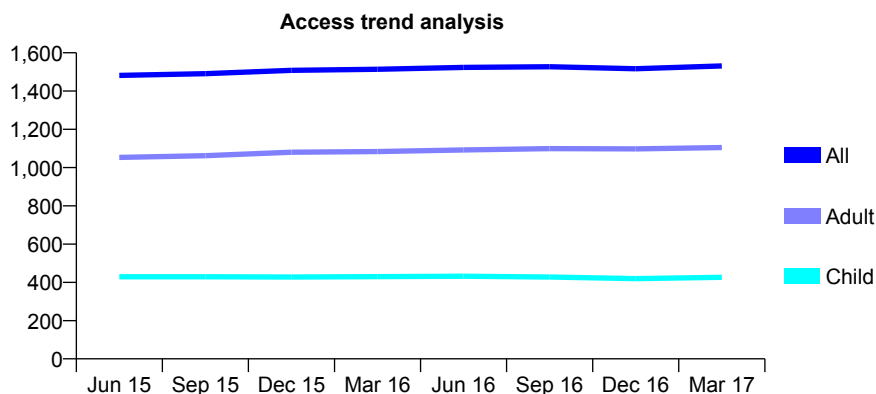
Q45 - Vital Signs At a Glance Contract Report for 116491/0001 - Year end March 2017

Name or company name	Toothwise Ltd.
Contract type name	GDS Contract
Purpose of contract	General
Contract start date	01/04/2009
Contract end date	

16/17 Contracted general activity (UDA)	4,589
Carry forward general activity (UDA)	0
16/17 Contracted orthodontic activity (UOA)	0
Carry forward orthodontic activity (UOA)	0
Baseline contract value	£155,946.40

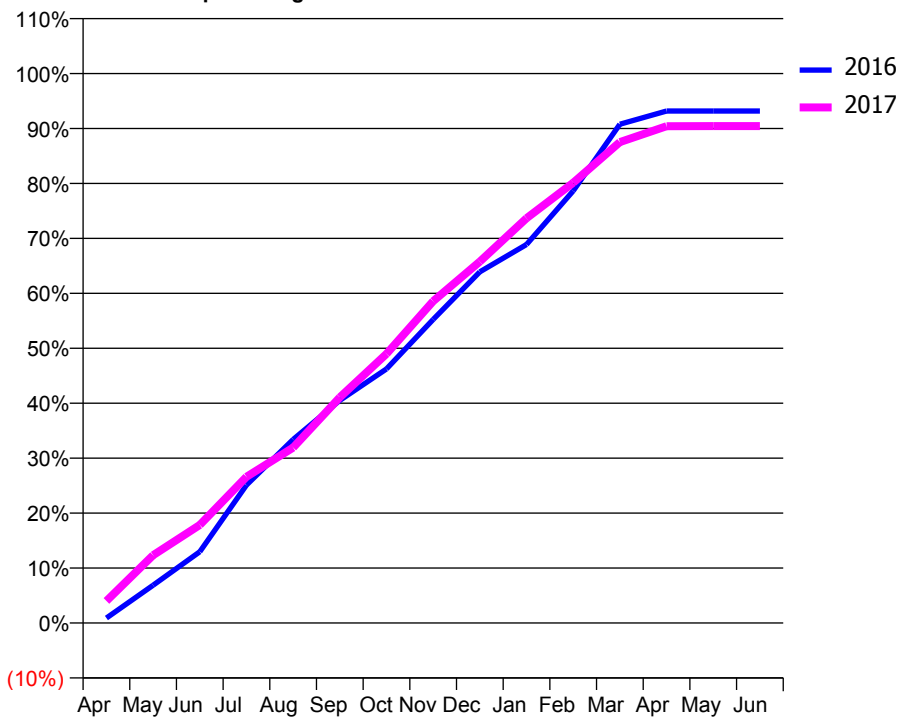
ACCESS*

Patients seen in 24 months	Total	Change since previous quarter
Quarter ending March 2016	1,514	
Quarter ending June 2016	1,524	→
Quarter ending September 2016	1,527	→
Quarter ending December 2016	1,517	→
Quarter ending March 2017	1,531	→
Variance since March 2016	1.1%	→



ACTIVITY

Cumulative percentage of contracted UDA delivered 2016 & 2017



Month	Adjusted Scheduled Activity (UDA)	
	2016	2017
April	42	184
May	316	566
June	595	819
July	1,152	1,221
August	1,533	1,465
September	1,859	1,884
October	2,122	2,247
November	2,535	2,688
December	2,933	3,019
January	3,161	3,381
February	3,609	3,677
March	4,165	4,016
April	4,275	4,149
May	4,276	4,150
June	4,276	4,150

QUALITY

	Quantity	Base Number	Contract	AT	Region	England
% of FP17s for the same patient ID Re-attending within 3 months - Children	41	748	5.5%	13.0%	13.3%	12.3%
% of FP17s for the same patient ID Re-attending within 3 months - Adults	158	1,667	9.5%	16.3%	17.3%	16.7%
% of FP17s for the same patient ID Re-attending between 3 & 9 months - Children	570	748	76.2%	54.5%	58.9%	57.6%
% of FP17s for the same patient ID Re-attending between 3 & 9 months - Adults	1,075	1,667	64.5%	50.2%	52.2%	50.1%
% of FP17s for Band 1 Urgent Courses	4	2,449	0.2%	8.8%	9.2%	9.1%
% of FP17s Relating to Free Repair or Replacements	2	2,449	0.1%	1.3%	1.0%	0.8%
% of FP17s Relating to Continuations	6	2,449	0.2%	1.7%	1.4%	1.2%
% of Patients satisfied with the dentistry they have received	8	10	80.0%	92.0%	93.1%	92.8%
% of Patients satisfied with the time they had to wait for an appointment	9	10	90.0%	88.8%	89.5%	88.7%

* This is based on patients treated on this contract for their most recent course of treatment. Figures in italics indicate the base number of FP17s or Patient Questionnaire responses are less than 100. N/A is shown where the base number of responses is less than 10 during the period. % is calculated as Quantity/Base number*100

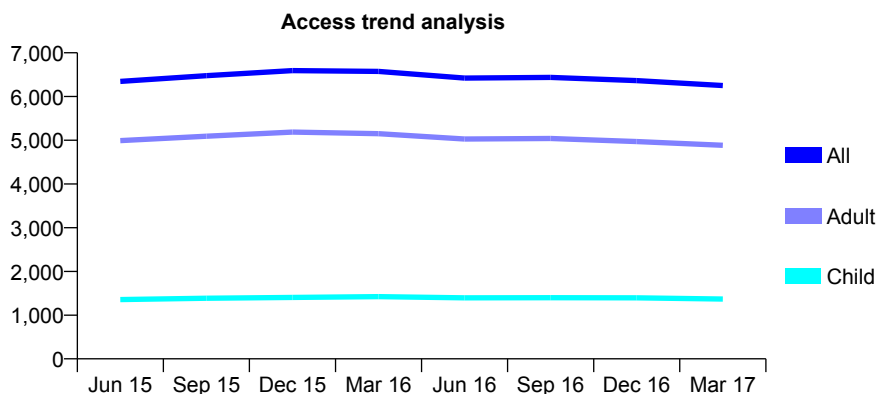
Q45 - Vital Signs At a Glance Contract Report for 118060/0002 - Year end March 2017

Name or company name	Genix Healthcare Ltd
Contract type name	GDS Contract
Purpose of contract	General
Contract start date	07/09/2006
Contract end date	

16/17 Contracted general activity (UDA)	20,500
Carry forward general activity (UDA)	395
16/17 Contracted orthodontic activity (UOA)	0
Carry forward orthodontic activity (UOA)	0
Baseline contract value	£523,398.59

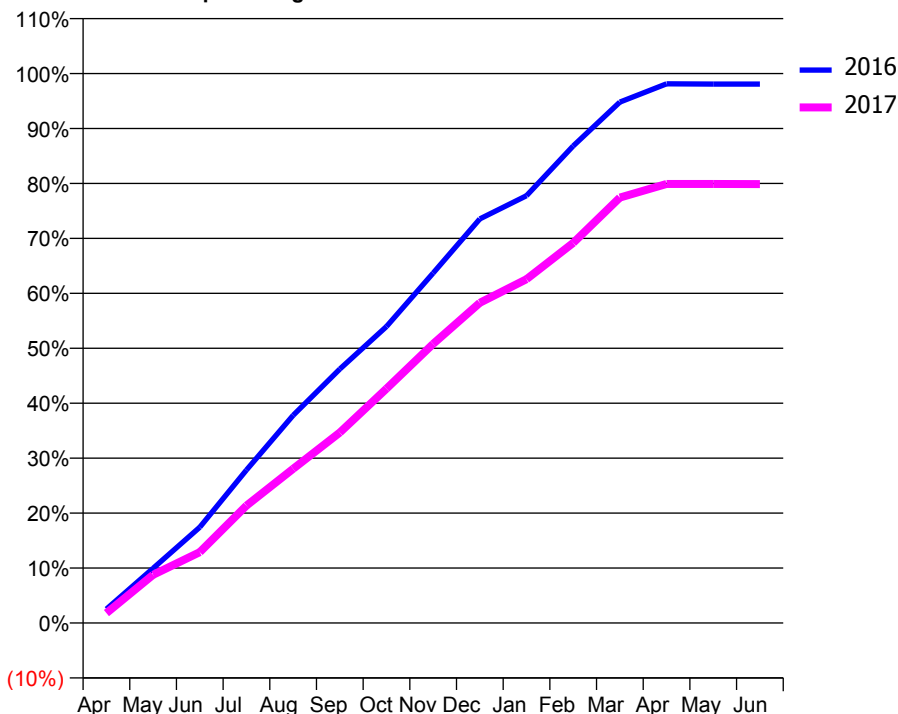
ACCESS*

Patients seen in 24 months	Total	Change since previous quarter
Quarter ending March 2016	6,575	
Quarter ending June 2016	6,422	↓
Quarter ending September 2016	6,437	→
Quarter ending December 2016	6,364	↓
Quarter ending March 2017	6,251	↓
Variance since March 2016	(4.9%)	↓



ACTIVITY

Cumulative percentage of contracted UDA delivered 2016 & 2017



QUALITY

	Quantity	Base Number	Contract	AT	Region	England
% of FP17s for the same patient ID Re-attending within 3 months - Children	146	2,141	6.8%	13.0%	13.3%	12.3%
% of FP17s for the same patient ID Re-attending within 3 months - Adults	740	6,936	10.7%	16.3%	17.3%	16.7%
% of FP17s for the same patient ID Re-attending between 3 & 9 months - Children	1,450	2,141	67.7%	54.5%	58.9%	57.6%
% of FP17s for the same patient ID Re-attending between 3 & 9 months - Adults	4,647	6,936	67.0%	50.2%	52.2%	50.1%
% of FP17s for Band 1 Urgent Courses	469	9,027	5.2%	8.8%	9.2%	9.1%
% of FP17s Relating to Free Repair or Replacements	122	9,027	1.4%	1.3%	1.0%	0.8%
% of FP17s Relating to Continuations	67	9,027	0.7%	1.7%	1.4%	1.2%
% of Patients satisfied with the dentistry they have received	13	14	92.9%	92.0%	93.1%	92.8%
% of Patients satisfied with the time they had to wait for an appointment	11	14	78.6%	88.8%	89.5%	88.7%

* This is based on patients treated on this contract for their most recent course of treatment. Figures in italics indicate the base number of FP17s or Patient Questionnaire responses are less than 100. N/A is shown where the base number of responses is less than 10 during the period. % is calculated as Quantity/Base number*100

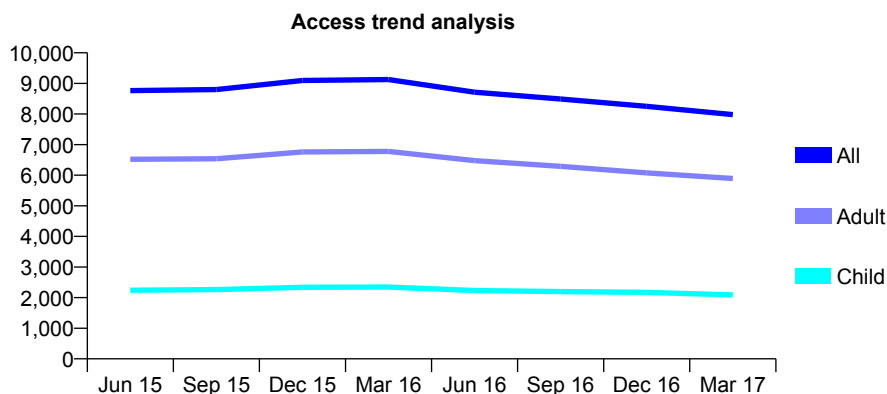
Q45 - Vital Signs At a Glance Contract Report for 118060/0003 - Year end March 2017

Name or company name	Genix Healthcare Ltd
Contract type name	GDS Contract
Purpose of contract	General
Contract start date	04/10/2006
Contract end date	

16/17 Contracted general activity (UDA)	33,015
Carry forward general activity (UDA)	0
16/17 Contracted orthodontic activity (UOA)	0
Carry forward orthodontic activity (UOA)	0
Baseline contract value	£735,126.96

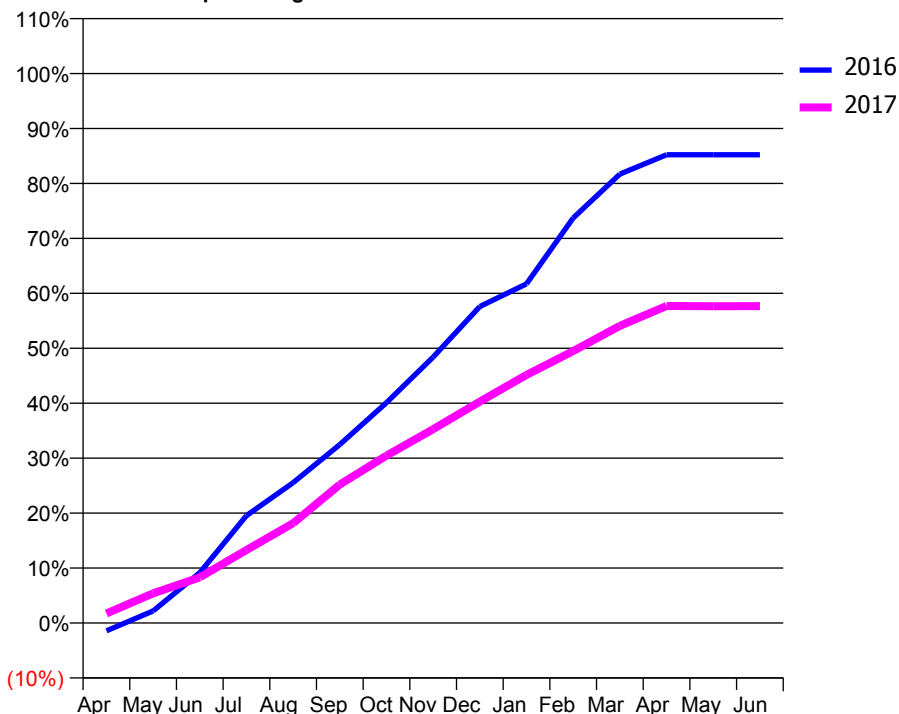
ACCESS*

Patients seen in 24 months	Total	Change since previous quarter
Quarter ending March 2016	9,125	
Quarter ending June 2016	8,712	↓
Quarter ending September 2016	8,490	↓
Quarter ending December 2016	8,252	↓
Quarter ending March 2017	7,981	↓
Variance since March 2016	(12.5%)	↓



ACTIVITY

Cumulative percentage of contracted UDA delivered 2016 & 2017



Month	Adjusted Scheduled Activity (UDA)	
	2016	2017
April	-474	575
May	727	1,782
June	3,023	2,743
July	6,450	4,387
August	8,435	5,994
September	10,722	8,317
October	13,240	10,062
November	15,979	11,646
December	19,015	13,302
January	20,375	14,910
February	24,336	16,341
March	26,970	17,851
April	28,135	19,044
May	28,135	19,036
June	28,134	19,038

QUALITY

	Quantity	Base Number	Contract	AT	Region	England
% of FP17s for the same patient ID Re-attending within 3 months - Children	182	2,484	7.3%	13.0%	13.3%	12.3%
% of FP17s for the same patient ID Re-attending within 3 months - Adults	849	6,056	14.0%	16.3%	17.3%	16.7%
% of FP17s for the same patient ID Re-attending between 3 & 9 months - Children	1,336	2,484	53.8%	54.5%	58.9%	57.6%
% of FP17s for the same patient ID Re-attending between 3 & 9 months - Adults	3,162	6,056	52.2%	50.2%	52.2%	50.1%
% of FP17s for Band 1 Urgent Courses	930	8,563	10.9%	8.8%	9.2%	9.1%
% of FP17s Relating to Free Repair or Replacements	47	8,563	0.5%	1.3%	1.0%	0.8%
% of FP17s Relating to Continuations	12	8,563	0.1%	1.7%	1.4%	1.2%
% of Patients satisfied with the dentistry they have received	9	11	81.8%	92.0%	93.1%	92.8%
% of Patients satisfied with the time they had to wait for an appointment	8	11	72.7%	88.8%	89.5%	88.7%

* This is based on patients treated on this contract for their most recent course of treatment. Figures in italics indicate the base number of FP17s or Patient Questionnaire responses are less than 100. N/A is shown where the base number of responses is less than 10 during the period. % is calculated as Quantity/Base number*100

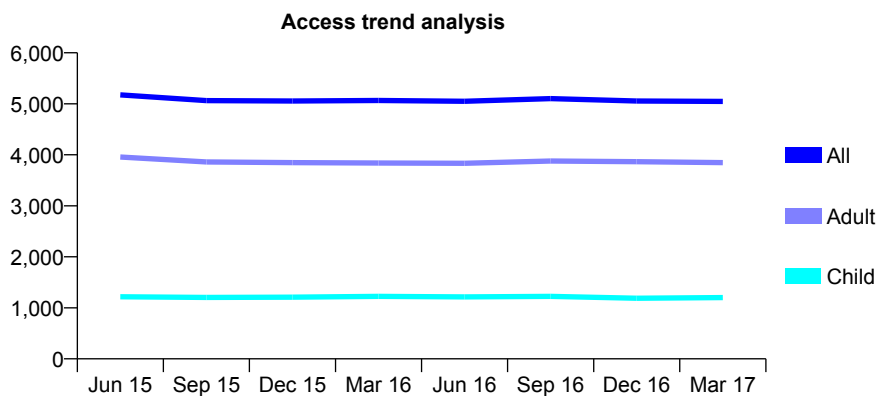
Q45 - Vital Signs At a Glance Contract Report for 118060/0008 - Year end March 2017

Name or company name	Genix Healthcare Ltd
Contract type name	GDS Contract
Purpose of contract	General
Contract start date	01/12/2006
Contract end date	

16/17 Contracted general activity (UDA)	16,597
Carry forward general activity (UDA)	0
16/17 Contracted orthodontic activity (UOA)	0
Carry forward orthodontic activity (UOA)	0
Baseline contract value	£414,703.80

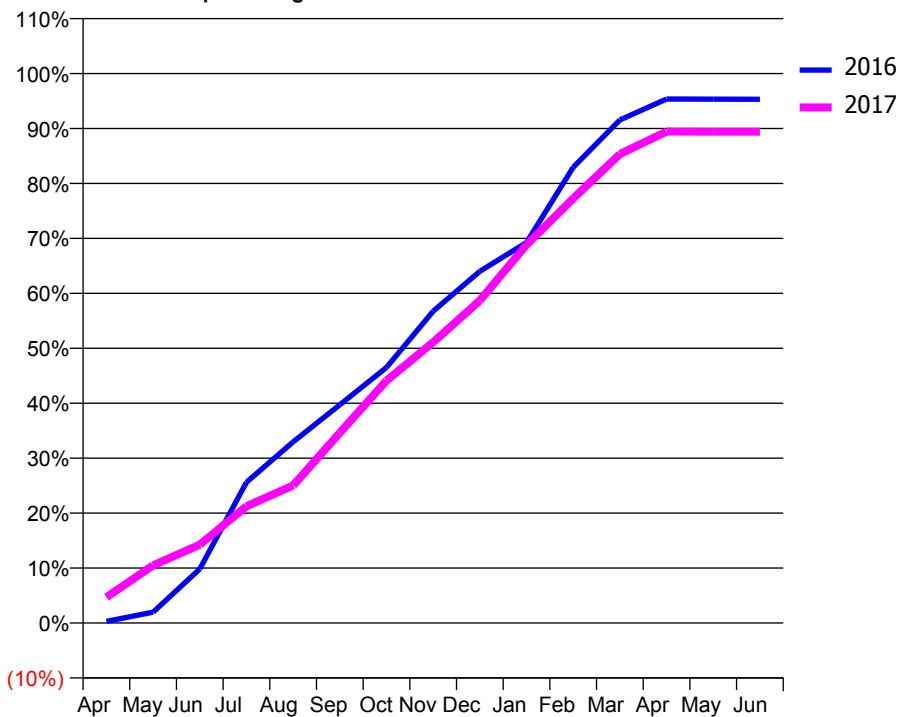
ACCESS*

Patients seen in 24 months	Total	Change since previous quarter
Quarter ending March 2016	5,065	
Quarter ending June 2016	5,049	→
Quarter ending September 2016	5,103	→
Quarter ending December 2016	5,054	→
Quarter ending March 2017	5,048	→
Variance since March 2016	(0.3%)	→



ACTIVITY

Cumulative percentage of contracted UDA delivered 2016 & 2017



Month	Adjusted Scheduled Activity (UDA)	
	2016	2017
April	50	780
May	326	1,741
June	1,633	2,366
July	4,253	3,524
August	5,471	4,154
September	6,592	5,745
October	7,720	7,319
November	9,418	8,478
December	10,623	9,741
January	11,493	11,426
February	13,763	12,823
March	15,193	14,162
April	15,826	14,845
May	15,821	14,839
June	15,820	14,840

QUALITY

	Quantity	Base Number	Contract	AT	Region	England
% of FP17s for the same patient ID Re-attending within 3 months - Children	140	1,628	8.6%	13.0%	13.3%	12.3%
% of FP17s for the same patient ID Re-attending within 3 months - Adults	546	4,713	11.6%	16.3%	17.3%	16.7%
% of FP17s for the same patient ID Re-attending between 3 & 9 months - Children	868	1,628	53.3%	54.5%	58.9%	57.6%
% of FP17s for the same patient ID Re-attending between 3 & 9 months - Adults	2,447	4,713	51.9%	50.2%	52.2%	50.1%
% of FP17s for Band 1 Urgent Courses	446	6,369	7.0%	8.8%	9.2%	9.1%
% of FP17s Relating to Free Repair or Replacements	24	6,369	0.4%	1.3%	1.0%	0.8%
% of FP17s Relating to Continuations	15	6,369	0.2%	1.7%	1.4%	1.2%
% of Patients satisfied with the dentistry they have received	5	6	N/A	92.0%	93.1%	92.8%
% of Patients satisfied with the time they had to wait for an appointment	4	6	N/A	88.8%	89.5%	88.7%

* This is based on patients treated on this contract for their most recent course of treatment. Figures in italics indicate the base number of FP17s or Patient Questionnaire responses are less than 100. N/A is shown where the base number of responses is less than 10 during the period. % is calculated as Quantity/Base number*100

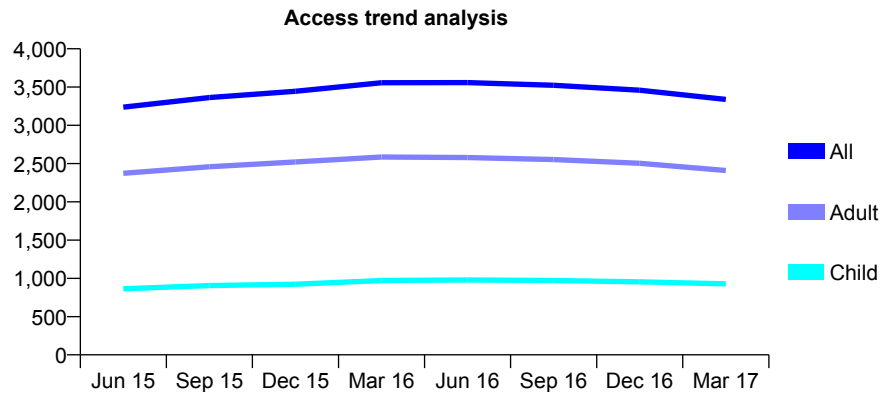
Q45 - Vital Signs At a Glance Contract Report for 118060/0019 - Year end March 2017

Name or company name	Genix Healthcare Ltd
Contract type name	PDS Plus Contract
Purpose of contract	General
Contract start date	01/04/2010
Contract end date	31/03/2020

16/17 Contracted general activity (UDA)	12,000
Carry forward general activity (UDA)	0
16/17 Contracted orthodontic activity (UOA)	0
Carry forward orthodontic activity (UOA)	0
Baseline contract value	£318,018.26

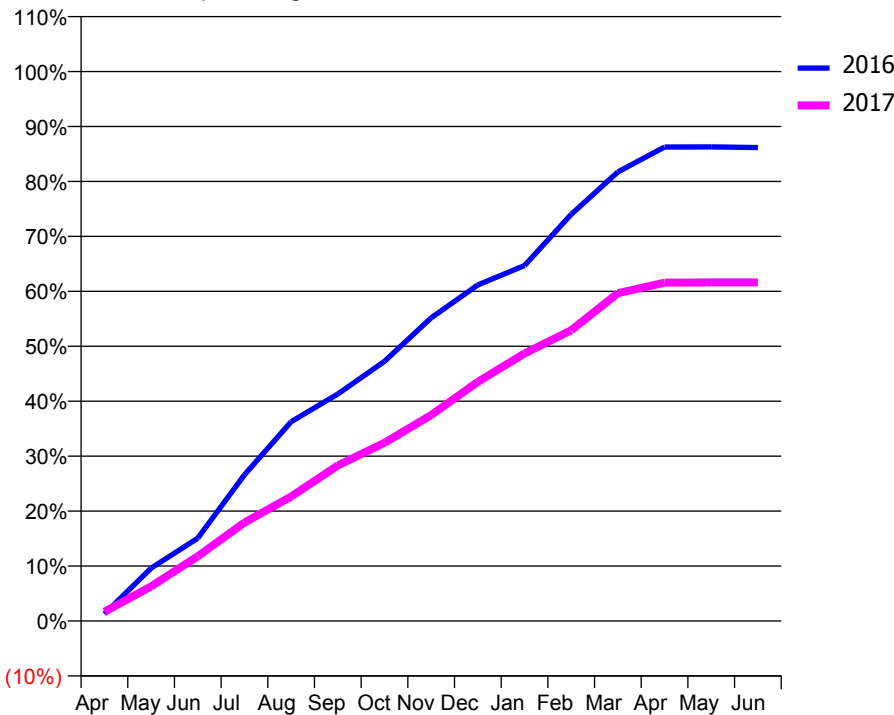
ACCESS*

Patients seen in 24 months	Total	Change since previous quarter
Quarter ending March 2016	3,557	
Quarter ending June 2016	3,558	→
Quarter ending September 2016	3,523	→
Quarter ending December 2016	3,459	↓
Quarter ending March 2017	3,338	↓
Variance since March 2016	(6.2%)	↓



ACTIVITY

Cumulative percentage of contracted UDA delivered 2016 & 2017



Month	Adjusted Scheduled Activity (UDA)	
	2016	2017
April	154	201
May	1,155	756
June	1,810	1,415
July	3,193	2,150
August	4,351	2,719
September	4,957	3,398
October	5,672	3,891
November	6,621	4,498
December	7,340	5,222
January	7,761	5,844
February	8,881	6,348
March	9,805	7,158
April	10,351	7,389
May	10,352	7,394
June	10,339	7,394

QUALITY

	Quantity	Base Number	Contract	AT	Region	England
% of FP17s for the same patient ID Re-attending within 3 months - Children	37	1,192	3.1%	13.0%	13.3%	12.3%
% of FP17s for the same patient ID Re-attending within 3 months - Adults	174	2,695	6.5%	16.3%	17.3%	16.7%
% of FP17s for the same patient ID Re-attending between 3 & 9 months - Children	738	1,192	61.9%	54.5%	58.9%	57.6%
% of FP17s for the same patient ID Re-attending between 3 & 9 months - Adults	1,612	2,695	59.8%	50.2%	52.2%	50.1%
% of FP17s for Band 1 Urgent Courses	76	3,793	2.0%	8.8%	9.2%	9.1%
% of FP17s Relating to Free Repair or Replacements	35	3,793	0.9%	1.3%	1.0%	0.8%
% of FP17s Relating to Continuations	14	3,793	0.4%	1.7%	1.4%	1.2%
% of Patients satisfied with the dentistry they have received	5	5	N/A	92.0%	93.1%	92.8%
% of Patients satisfied with the time they had to wait for an appointment	5	5	N/A	88.8%	89.5%	88.7%

* This is based on patients treated on this contract for their most recent course of treatment. Figures in italics indicate the base number of FP17s or Patient Questionnaire responses are less than 100. N/A is shown where the base number of responses is less than 10 during the period. % is calculated as Quantity/Base number*100

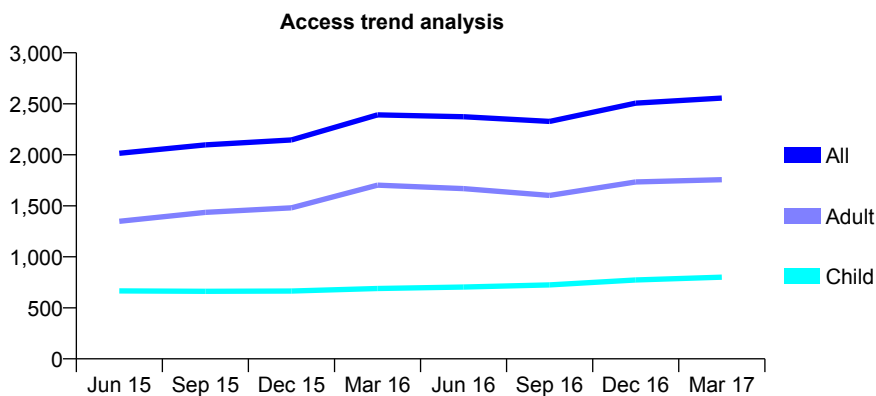
Q45 - Vital Signs At a Glance Contract Report for 122904/0001 - Year end March 2017

Name or company name	Harrowgate Hill Dental Practice
Contract type name	GDS Contract
Purpose of contract	General
Contract start date	01/04/2014
Contract end date	

16/17 Contracted general activity (UDA)	7,366
Carry forward general activity (UDA)	72
16/17 Contracted orthodontic activity (UOA)	0
Carry forward orthodontic activity (UOA)	0
Baseline contract value	£221,674.88

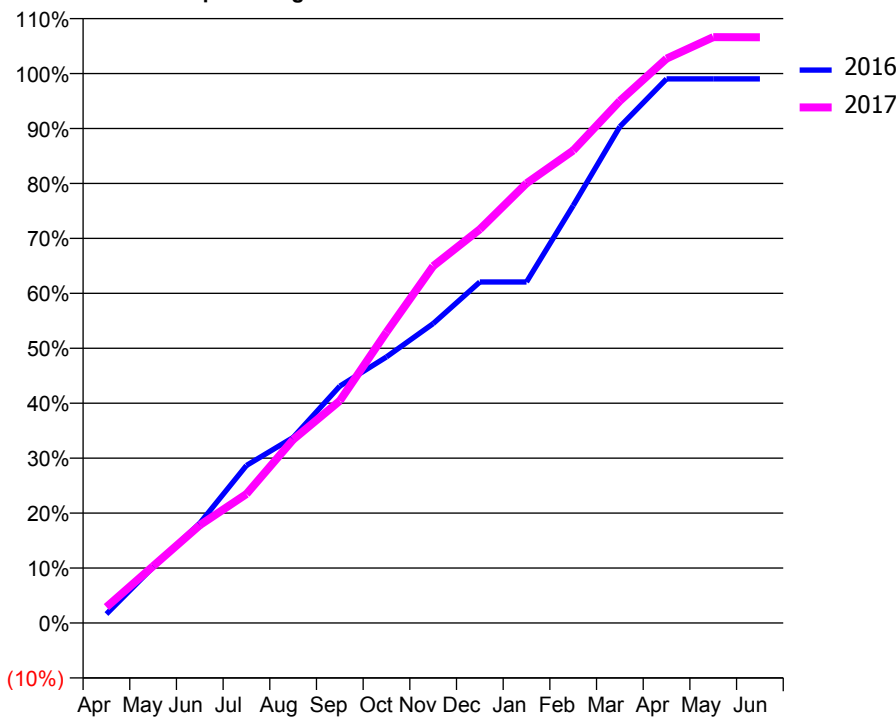
ACCESS*

Patients seen in 24 months	Total	Change since previous quarter
Quarter ending March 2016	2,392	
Quarter ending June 2016	2,373	→
Quarter ending September 2016	2,327	↓
Quarter ending December 2016	2,507	↑
Quarter ending March 2017	2,556	→
Variance since March 2016	6.9%	↑



ACTIVITY

Cumulative percentage of contracted UDA delivered 2016 & 2017



Month	Adjusted Scheduled Activity (UDA)	
	2016	2017
April	121	214
May	751	763
June	1,338	1,312
July	2,113	1,729
August	2,488	2,458
September	3,175	2,979
October	3,566	3,899
November	4,014	4,785
December	4,571	5,277
January	4,571	5,894
February	5,597	6,334
March	6,654	6,999
April	7,294	7,565
May	7,294	7,853
June	7,294	7,852

QUALITY

	Quantity	Base Number	Contract	AT	Region	England
% of FP17s for the same patient ID Re-attending within 3 months - Children	222	1,644	13.5%	13.0%	13.3%	12.3%
% of FP17s for the same patient ID Re-attending within 3 months - Adults	442	2,345	18.8%	16.3%	17.3%	16.7%
% of FP17s for the same patient ID Re-attending between 3 & 9 months - Children	994	1,644	60.5%	54.5%	58.9%	57.6%
% of FP17s for the same patient ID Re-attending between 3 & 9 months - Adults	1,142	2,345	48.7%	50.2%	52.2%	50.1%
% of FP17s for Band 1 Urgent Courses	317	4,252	7.5%	8.8%	9.2%	9.1%
% of FP17s Relating to Free Repair or Replacements	21	4,252	0.5%	1.3%	1.0%	0.8%
% of FP17s Relating to Continuations	172	4,252	4.0%	1.7%	1.4%	1.2%
% of Patients satisfied with the dentistry they have received	4	4	N/A	92.0%	93.1%	92.8%
% of Patients satisfied with the time they had to wait for an appointment	3	4	N/A	88.8%	89.5%	88.7%

* This is based on patients treated on this contract for their most recent course of treatment. Figures in italics indicate the base number of FP17s or Patient Questionnaire responses are less than 100. N/A is shown where the base number of responses is less than 10 during the period. % is calculated as Quantity/Base number*100

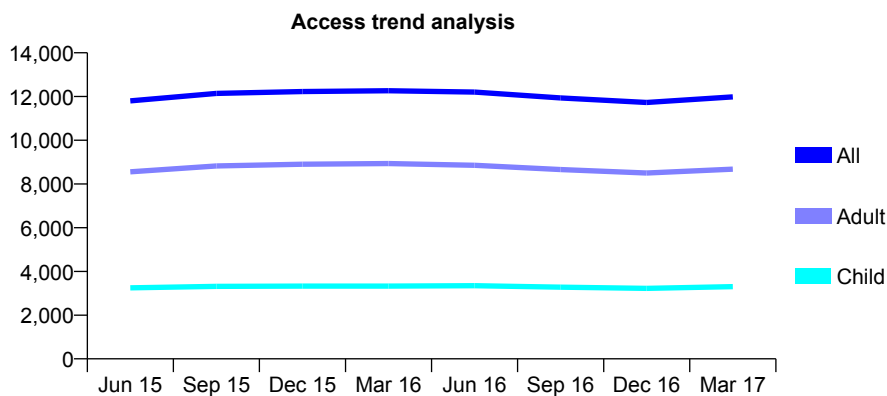
Q45 - Vital Signs At a Glance Contract Report for 124613/0001 - Year end March 2017

Name or company name	Peterlee Dental Practice Partnership
Contract type name	GDS Contract
Purpose of contract	General
Contract start date	01/08/2013
Contract end date	

16/17 Contracted general activity (UDA)	34,722
Carry forward general activity (UDA)	0
16/17 Contracted orthodontic activity (UOA)	0
Carry forward orthodontic activity (UOA)	0
Baseline contract value	£1,091,796.88

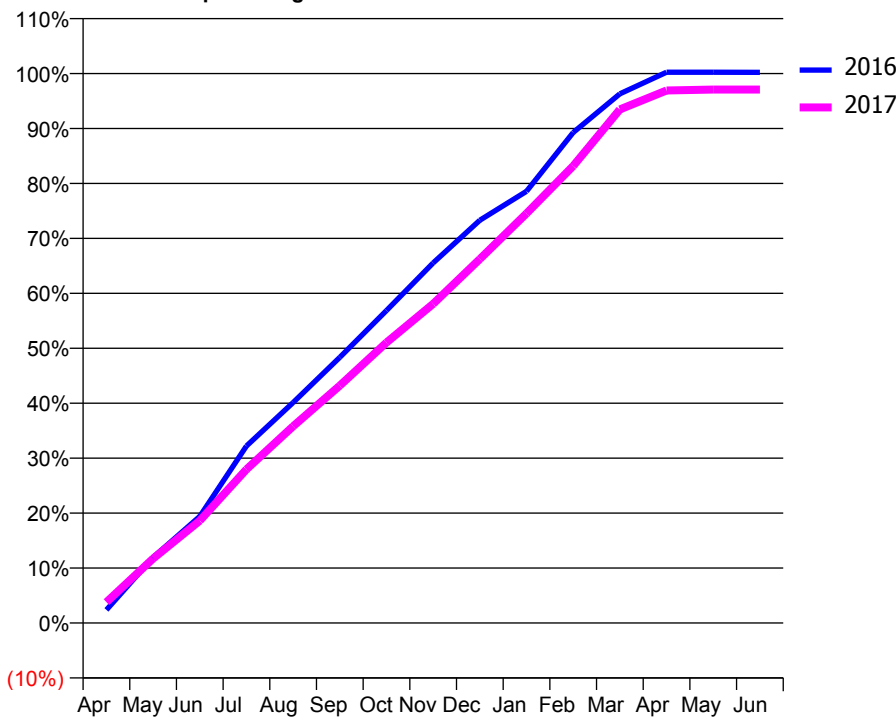
ACCESS*

Patients seen in 24 months	Total	Change since previous quarter
Quarter ending March 2016	12,262	
Quarter ending June 2016	12,203	→
Quarter ending September 2016	11,933	↓
Quarter ending December 2016	11,727	↓
Quarter ending March 2017	11,985	↑
Variance since March 2016	(2.3%)	↓



ACTIVITY

Cumulative percentage of contracted UDA delivered 2016 & 2017



Month	Adjusted Scheduled Activity (UDA)	
	2016	2017
April	828	1,317
May	4,153	4,076
June	6,734	6,471
July	11,186	9,711
August	13,931	12,429
September	16,787	15,001
October	19,746	17,721
November	22,752	20,170
December	25,447	22,999
January	27,281	25,877
February	30,997	28,879
March	33,435	32,456
April	34,802	33,646
May	34,800	33,705
June	34,797	33,705

QUALITY

	Quantity	Base Number	Contract	AT	Region	England
% of FP17s for the same patient ID Re-attending within 3 months - Children	341	4,855	7.0%	13.0%	13.3%	12.3%
% of FP17s for the same patient ID Re-attending within 3 months - Adults	1,147	10,640	10.8%	16.3%	17.3%	16.7%
% of FP17s for the same patient ID Re-attending between 3 & 9 months - Children	2,710	4,855	55.8%	54.5%	58.9%	57.6%
% of FP17s for the same patient ID Re-attending between 3 & 9 months - Adults	5,298	10,640	49.8%	50.2%	52.2%	50.1%
% of FP17s for Band 1 Urgent Courses	718	15,374	4.7%	8.8%	9.2%	9.1%
% of FP17s Relating to Free Repair or Replacements	49	15,374	0.3%	1.3%	1.0%	0.8%
% of FP17s Relating to Continuations	197	15,374	1.3%	1.7%	1.4%	1.2%
% of Patients satisfied with the dentistry they have received	42	49	85.7%	92.0%	93.1%	92.8%
% of Patients satisfied with the time they had to wait for an appointment	39	49	79.6%	88.8%	89.5%	88.7%

* This is based on patients treated on this contract for their most recent course of treatment. Figures in italics indicate the base number of FP17s or Patient Questionnaire responses are less than 100. N/A is shown where the base number of responses is less than 10 during the period. % is calculated as Quantity/Base number*100

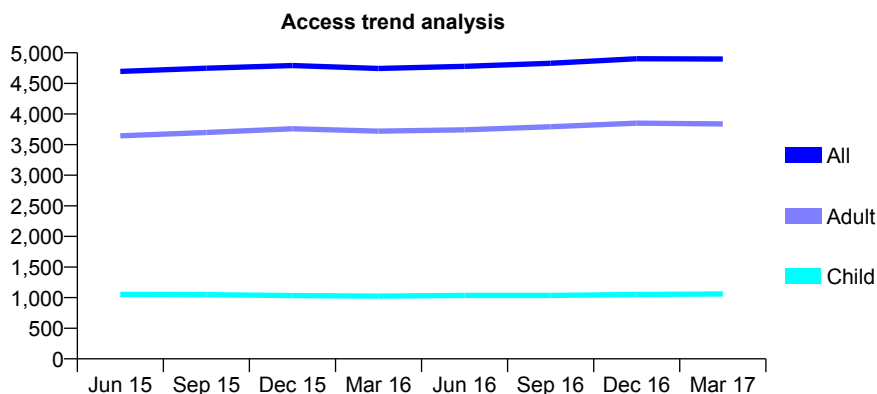
Q45 - Vital Signs At a Glance Contract Report for 125733/0001 - Year end March 2017

Name or company name	Wray & McKenna Ltd
Contract type name	GDS Contract
Purpose of contract	General
Contract start date	01/12/2011
Contract end date	

16/17 Contracted general activity (UDA)	12,845
Carry forward general activity (UDA)	0
16/17 Contracted orthodontic activity (UOA)	0
Carry forward orthodontic activity (UOA)	0
Baseline contract value	£322,916.12

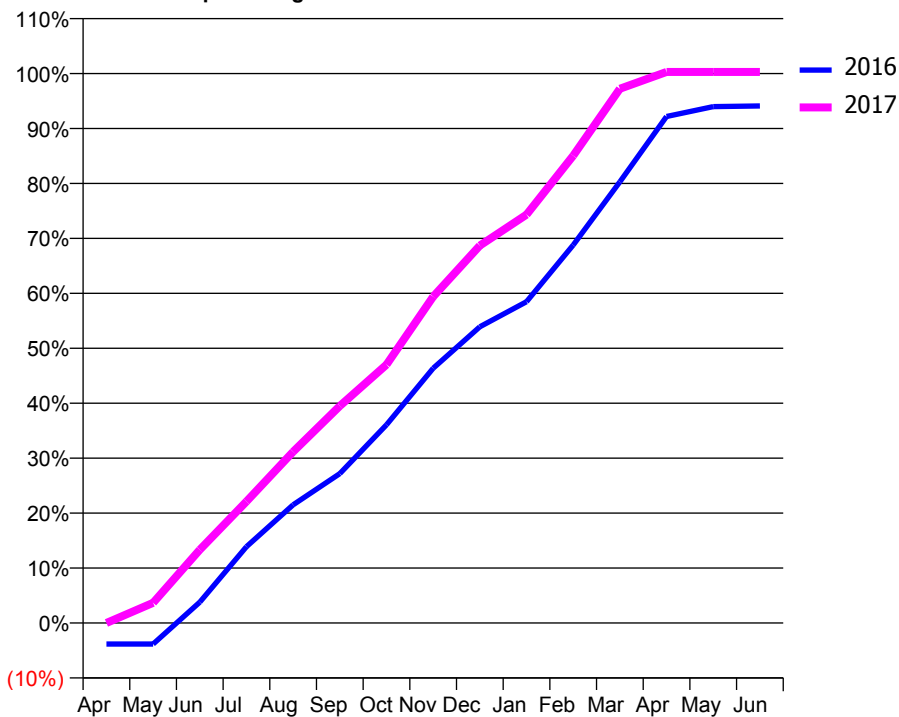
ACCESS*

Patients seen in 24 months	Total	Change since previous quarter
Quarter ending March 2016	4,744	
Quarter ending June 2016	4,778	→
Quarter ending September 2016	4,828	→
Quarter ending December 2016	4,902	→
Quarter ending March 2017	4,898	→
Variance since March 2016	3.2%	↑



ACTIVITY

Cumulative percentage of contracted UDA delivered 2016 & 2017



Month	Adjusted Scheduled Activity (UDA)	
	2016	2017
April	-494	0
May	-494	473
June	487	1,712
July	1,784	2,841
August	2,762	4,003
September	3,492	5,073
October	4,632	6,040
November	5,955	7,631
December	6,925	8,823
January	7,510	9,547
February	8,834	10,924
March	10,313	12,490
April	11,842	12,882
May	12,071	12,882
June	12,086	12,881

QUALITY

	Quantity	Base Number	Contract	AT	Region	England
% of FP17s for the same patient ID Re-attending within 3 months - Children	98	1,456	6.7%	13.0%	13.3%	12.3%
% of FP17s for the same patient ID Re-attending within 3 months - Adults	689	4,342	15.9%	16.3%	17.3%	16.7%
% of FP17s for the same patient ID Re-attending between 3 & 9 months - Children	649	1,456	44.6%	54.5%	58.9%	57.6%
% of FP17s for the same patient ID Re-attending between 3 & 9 months - Adults	1,143	4,342	26.3%	50.2%	52.2%	50.1%
% of FP17s for Band 1 Urgent Courses	680	5,460	12.5%	8.8%	9.2%	9.1%
% of FP17s Relating to Free Repair or Replacements	70	5,460	1.3%	1.3%	1.0%	0.8%
% of FP17s Relating to Continuations	186	5,460	3.4%	1.7%	1.4%	1.2%
% of Patients satisfied with the dentistry they have received	12	13	92.3%	92.0%	93.1%	92.8%
% of Patients satisfied with the time they had to wait for an appointment	13	13	100.0%	88.8%	89.5%	88.7%

* This is based on patients treated on this contract for their most recent course of treatment. Figures in italics indicate the base number of FP17s or Patient Questionnaire responses are less than 100. N/A is shown where the base number of responses is less than 10 during the period. % is calculated as Quantity/Base number*100

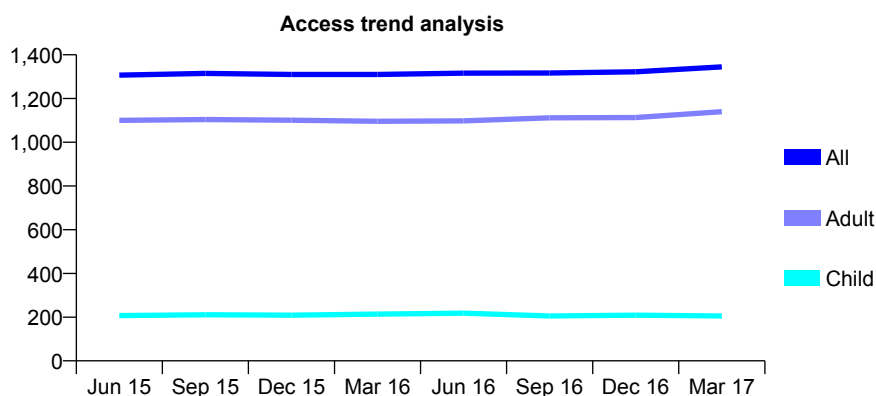
Q45 - Vital Signs At a Glance Contract Report for 127361/0001 - Year end March 2017

Name or company name	LIL Dental Ltd.
Contract type name	GDS Contract
Purpose of contract	General
Contract start date	01/04/2009
Contract end date	

16/17 Contracted general activity (UDA)	6,100
Carry forward general activity (UDA)	0
16/17 Contracted orthodontic activity (UOA)	0
Carry forward orthodontic activity (UOA)	0
Baseline contract value	£175,576.63

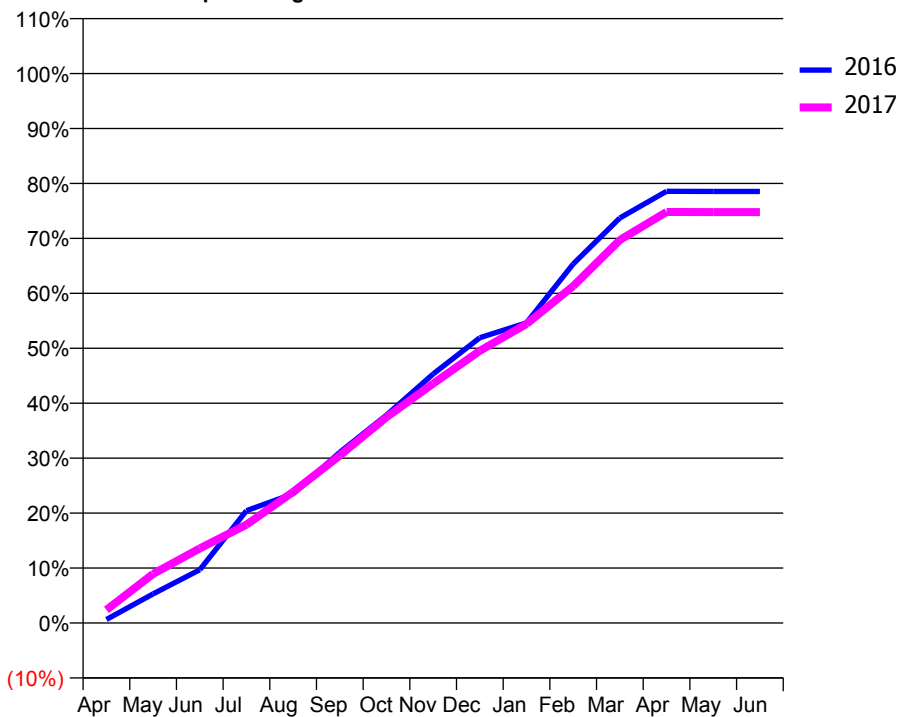
ACCESS*

Patients seen in 24 months	Total	Change since previous quarter
Quarter ending March 2016	1,310	
Quarter ending June 2016	1,316	→
Quarter ending September 2016	1,317	→
Quarter ending December 2016	1,322	→
Quarter ending March 2017	1,345	→
Variance since March 2016	2.7%	↑



ACTIVITY

Cumulative percentage of contracted UDA delivered 2016 & 2017



Adjusted Scheduled Activity (UDA)

Month	2016	2017
April	40	145
May	323	546
June	592	829
July	1,247	1,092
August	1,435	1,456
September	1,896	1,860
October	2,309	2,284
November	2,764	2,658
December	3,167	3,023
January	3,333	3,320
February	3,986	3,739
March	4,496	4,252
April	4,792	4,563
May	4,791	4,561
June	4,791	4,561

QUALITY

	Quantity	Base Number	Contract	AT	Region	England
% of FP17s for the same patient ID Re-attending within 3 months - Children	24	326	7.4%	13.0%	13.3%	12.3%
% of FP17s for the same patient ID Re-attending within 3 months - Adults	317	1,879	16.9%	16.3%	17.3%	16.7%
% of FP17s for the same patient ID Re-attending between 3 & 9 months - Children	225	326	69.0%	54.5%	58.9%	57.6%
% of FP17s for the same patient ID Re-attending between 3 & 9 months - Adults	1,088	1,879	57.9%	50.2%	52.2%	50.1%
% of FP17s for Band 1 Urgent Courses	208	2,187	9.5%	8.8%	9.2%	9.1%
% of FP17s Relating to Free Repair or Replacements	63	2,187	2.9%	1.3%	1.0%	0.8%
% of FP17s Relating to Continuations	39	2,187	1.8%	1.7%	1.4%	1.2%
% of Patients satisfied with the dentistry they have received	3	3	N/A	92.0%	93.1%	92.8%
% of Patients satisfied with the time they had to wait for an appointment	3	3	N/A	88.8%	89.5%	88.7%

* This is based on patients treated on this contract for their most recent course of treatment. Figures in italics indicate the base number of FP17s or Patient Questionnaire responses are less than 100. N/A is shown where the base number of responses is less than 10 during the period. % is calculated as Quantity/Base number*100

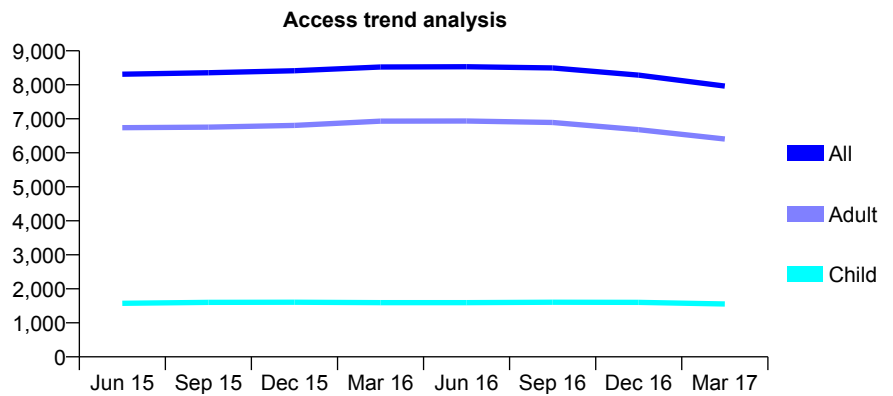
Q45 - Vital Signs At a Glance Contract Report for 127868/0001 - Year end March 2017

Name or company name	Lambert Coutts & Associates Dental Practic
Contract type name	GDS Contract
Purpose of contract	General and Orthodontic
Contract start date	09/10/2011
Contract end date	

16/17 Contracted general activity (UDA)	25,731
Carry forward general activity (UDA)	879
16/17 Contracted orthodontic activity (UOA)	651
Carry forward orthodontic activity (UOA)	0
Baseline contract value	£761,113.63

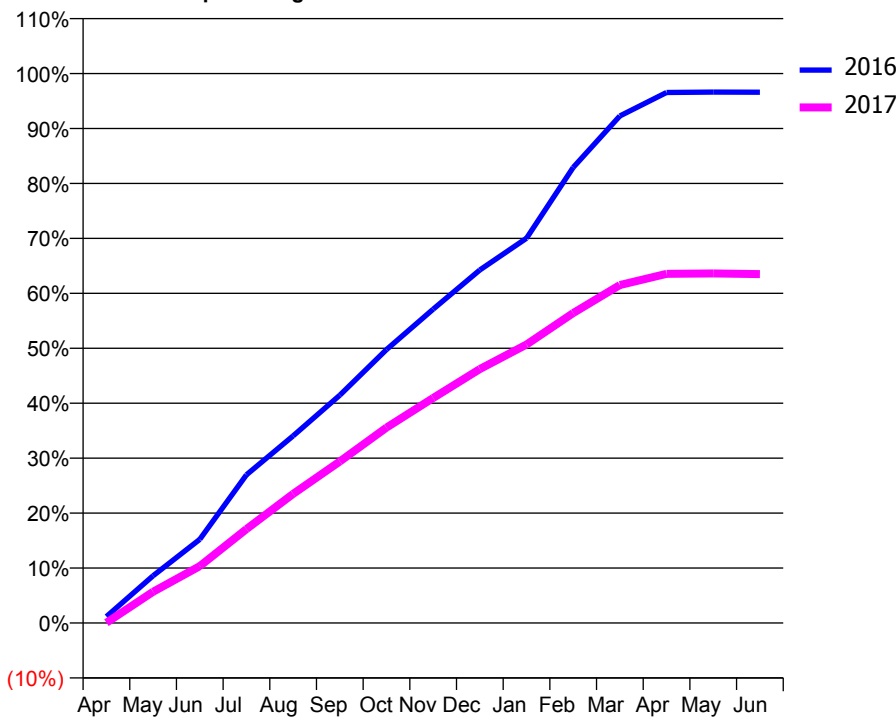
ACCESS*

Patients seen in 24 months	Total	Change since previous quarter
Quarter ending March 2016	8,524	
Quarter ending June 2016	8,532	→
Quarter ending September 2016	8,498	→
Quarter ending December 2016	8,283	↓
Quarter ending March 2017	7,963	↓
Variance since March 2016	(6.6%)	↓



ACTIVITY

Cumulative percentage of contracted UDA delivered 2016 & 2017



Month	Adjusted Scheduled Activity (UDA)	
	2016	2017
April	300	17
May	2,216	1,467
June	3,916	2,666
July	6,942	4,398
August	8,767	6,046
September	10,667	7,566
October	12,805	9,151
November	14,697	10,536
December	16,532	11,892
January	18,015	13,042
February	21,334	14,516
March	23,744	15,824
April	24,842	16,349
May	24,861	16,372
June	24,852	16,341

QUALITY

	Quantity	Base Number	Contract	AT	Region	England
% of FP17s for the same patient ID Re-attending within 3 months - Children	114	1,868	6.1%	13.0%	13.3%	12.3%
% of FP17s for the same patient ID Re-attending within 3 months - Adults	914	7,160	12.8%	16.3%	17.3%	16.7%
% of FP17s for the same patient ID Re-attending between 3 & 9 months - Children	807	1,868	43.2%	54.5%	58.9%	57.6%
% of FP17s for the same patient ID Re-attending between 3 & 9 months - Adults	3,444	7,160	48.1%	50.2%	52.2%	50.1%
% of FP17s for Band 1 Urgent Courses	489	8,696	5.6%	8.8%	9.2%	9.1%
% of FP17s Relating to Free Repair or Replacements	126	8,696	1.4%	1.3%	1.0%	0.8%
% of FP17s Relating to Continuations	190	8,696	2.2%	1.7%	1.4%	1.2%
% of Patients satisfied with the dentistry they have received	35	40	87.5%	92.0%	93.1%	92.8%
% of Patients satisfied with the time they had to wait for an appointment	33	40	82.5%	88.8%	89.5%	88.7%

* This is based on patients treated on this contract for their most recent course of treatment. Figures in italics indicate the base number of FP17s or Patient Questionnaire responses are less than 100. N/A is shown where the base number of responses is less than 10 during the period. % is calculated as Quantity/Base number*100

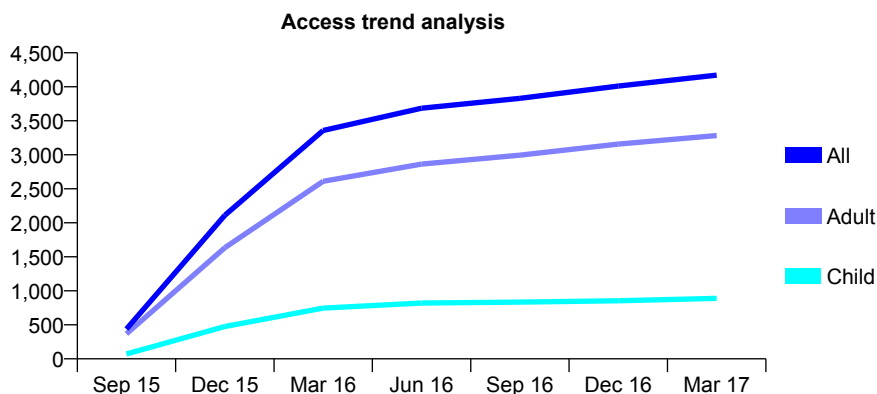
Q45 - Vital Signs At a Glance Contract Report for 131075/0001 - Year end March 2017

Name or company name	Marton Dental Practice
Contract type name	GDS Contract
Purpose of contract	General
Contract start date	01/09/2015
Contract end date	

16/17 Contracted general activity (UDA)	12,894
Carry forward general activity (UDA)	-193
16/17 Contracted orthodontic activity (UOA)	0
Carry forward orthodontic activity (UOA)	0
Baseline contract value	£304,010.12

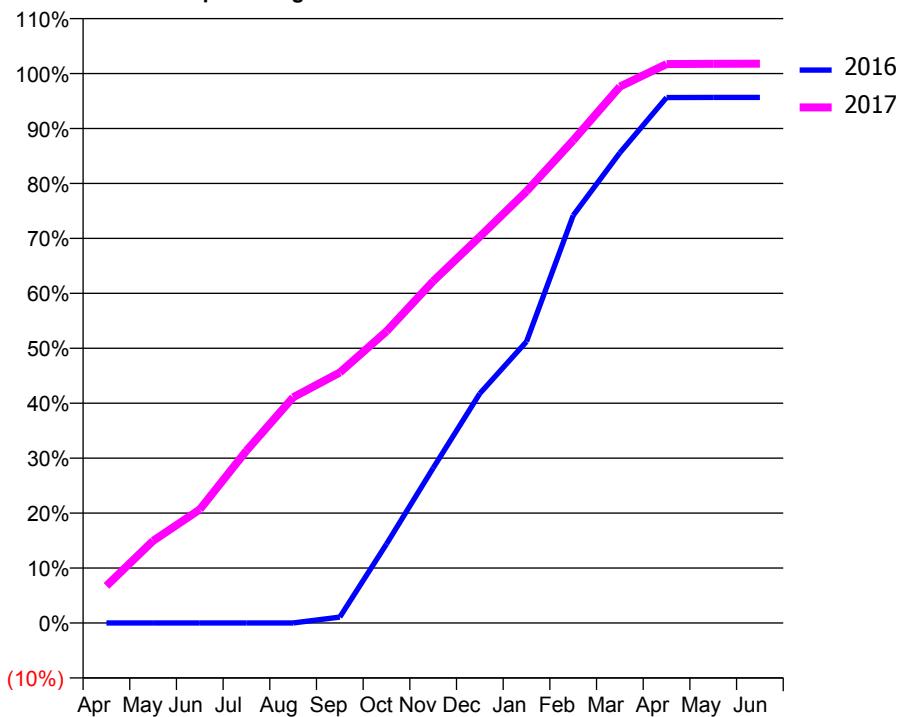
ACCESS*

Patients seen in 24 months	Total	Change since previous quarter
Quarter ending March 2016	3,357	
Quarter ending June 2016	3,685	↑
Quarter ending September 2016	3,831	↑
Quarter ending December 2016	4,011	↑
Quarter ending March 2017	4,172	↑
Variance since March 2016	24.3%	↑



ACTIVITY

Cumulative percentage of contracted UDA delivered 2016 & 2017



Month	Adjusted Scheduled Activity (UDA)	
	2016	2017
April	0	873
May	0	1,930
June	0	2,663
July	0	4,045
August	0	5,296
September	82	5,877
October	1,078	6,845
November	2,116	8,021
December	3,134	9,066
January	3,843	10,132
February	5,566	11,325
March	6,422	12,586
April	7,176	13,116
May	7,178	13,121
June	7,178	13,123

QUALITY

	Quantity	Base Number	Contract	AT	Region	England
% of FP17s for the same patient ID Re-attending within 3 months - Children	131	1,697	7.7%	13.0%	13.3%	12.3%
% of FP17s for the same patient ID Re-attending within 3 months - Adults	828	6,080	13.6%	16.3%	17.3%	16.7%
% of FP17s for the same patient ID Re-attending between 3 & 9 months - Children	1,134	1,697	66.8%	54.5%	58.9%	57.6%
% of FP17s for the same patient ID Re-attending between 3 & 9 months - Adults	4,138	6,080	68.1%	50.2%	52.2%	50.1%
% of FP17s for Band 1 Urgent Courses	289	6,461	4.5%	8.8%	9.2%	9.1%
% of FP17s Relating to Free Repair or Replacements	73	6,461	1.1%	1.3%	1.0%	0.8%
% of FP17s Relating to Continuations	162	6,461	2.5%	1.7%	1.4%	1.2%
% of Patients satisfied with the dentistry they have received	20	21	95.2%	92.0%	93.1%	92.8%
% of Patients satisfied with the time they had to wait for an appointment	20	21	95.2%	88.8%	89.5%	88.7%

* This is based on patients treated on this contract for their most recent course of treatment. Figures in italics indicate the base number of FP17s or Patient Questionnaire responses are less than 100. N/A is shown where the base number of responses is less than 10 during the period. % is calculated as Quantity/Base number*100

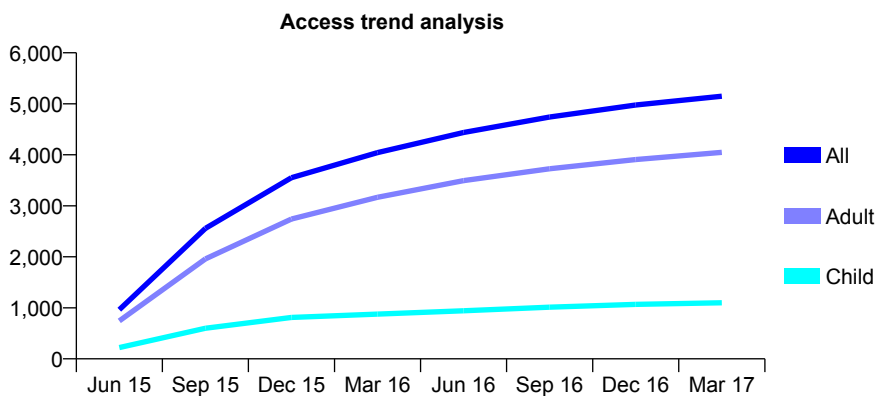
Q45 - Vital Signs At a Glance Contract Report for 131091/0003 - Year end March 2017

Name or company name	Roseberry Dental Practice
Contract type name	GDS Contract
Purpose of contract	General and Orthodontic
Contract start date	03/05/2015
Contract end date	

16/17 Contracted general activity (UDA)	14,584
Carry forward general activity (UDA)	0
16/17 Contracted orthodontic activity (UOA)	500
Carry forward orthodontic activity (UOA)	0
Baseline contract value	£483,882.04

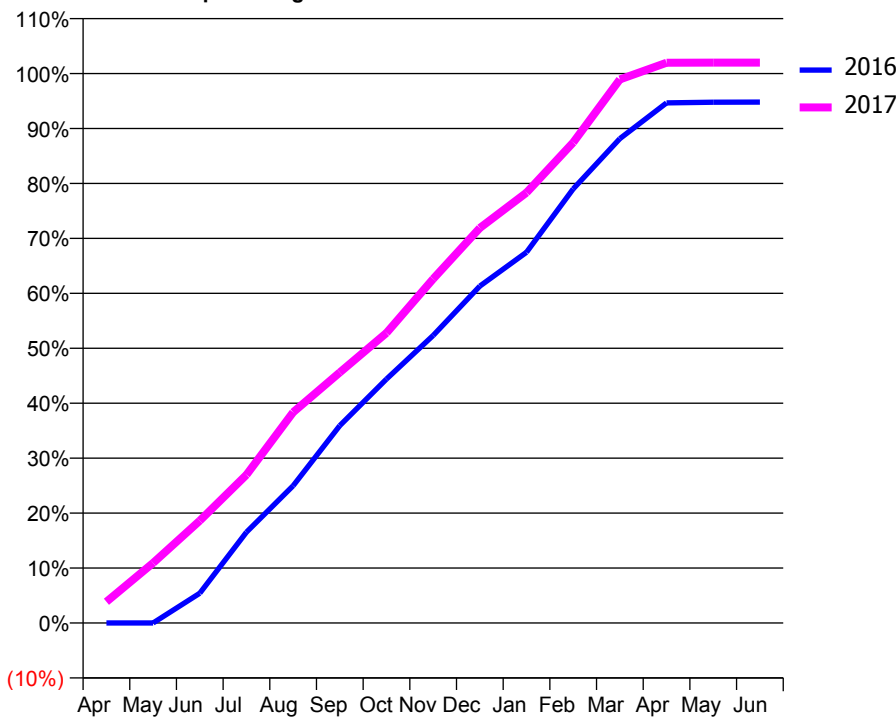
ACCESS*

Patients seen in 24 months	Total	Change since previous quarter
Quarter ending March 2016	4,044	
Quarter ending June 2016	4,437	↑
Quarter ending September 2016	4,741	↑
Quarter ending December 2016	4,976	↑
Quarter ending March 2017	5,149	↑
Variance since March 2016	27.3%	↑



ACTIVITY

Cumulative percentage of contracted UDA delivered 2016 & 2017



Adjusted Scheduled Activity (UDA)

Month	2016	2017
April	0	563
May	0	1,595
June	721	2,715
July	2,202	3,934
August	3,325	5,593
September	4,781	6,651
October	5,908	7,698
November	6,965	9,134
December	8,160	10,484
January	8,979	11,421
February	10,516	12,754
March	11,733	14,426
April	12,596	14,869
May	12,613	14,872
June	12,617	14,872

QUALITY

	Quantity	Base Number	Contract	AT	Region	England
% of FP17s for the same patient ID Re-attending within 3 months - Children	155	1,654	9.4%	13.0%	13.3%	12.3%
% of FP17s for the same patient ID Re-attending within 3 months - Adults	863	5,968	14.5%	16.3%	17.3%	16.7%
% of FP17s for the same patient ID Re-attending between 3 & 9 months - Children	828	1,654	50.1%	54.5%	58.9%	57.6%
% of FP17s for the same patient ID Re-attending between 3 & 9 months - Adults	3,225	5,968	54.0%	50.2%	52.2%	50.1%
% of FP17s for Band 1 Urgent Courses	238	7,377	3.2%	8.8%	9.2%	9.1%
% of FP17s Relating to Free Repair or Replacements	55	7,377	0.7%	1.3%	1.0%	0.8%
% of FP17s Relating to Continuations	326	7,377	4.4%	1.7%	1.4%	1.2%
% of Patients satisfied with the dentistry they have received	25	25	100.0%	92.0%	93.1%	92.8%
% of Patients satisfied with the time they had to wait for an appointment	25	25	100.0%	88.8%	89.5%	88.7%

* This is based on patients treated on this contract for their most recent course of treatment. Figures in italics indicate the base number of FP17s or Patient Questionnaire responses are less than 100. N/A is shown where the base number of responses is less than 10 during the period. % is calculated as Quantity/Base number*100

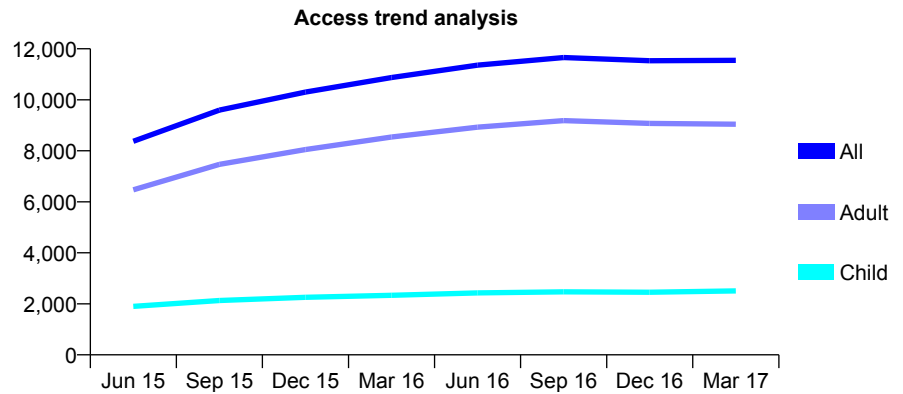
Q45 - Vital Signs At a Glance Contract Report for 144002/0001 - Year end March 2017

Name or company name	Normanby Dental
Contract type name	GDS Contract
Purpose of contract	General
Contract start date	04/10/2014
Contract end date	

16/17 Contracted general activity (UDA)	38,100
Carry forward general activity (UDA)	334
16/17 Contracted orthodontic activity (UOA)	0
Carry forward orthodontic activity (UOA)	0
Baseline contract value	£1,114,353.02

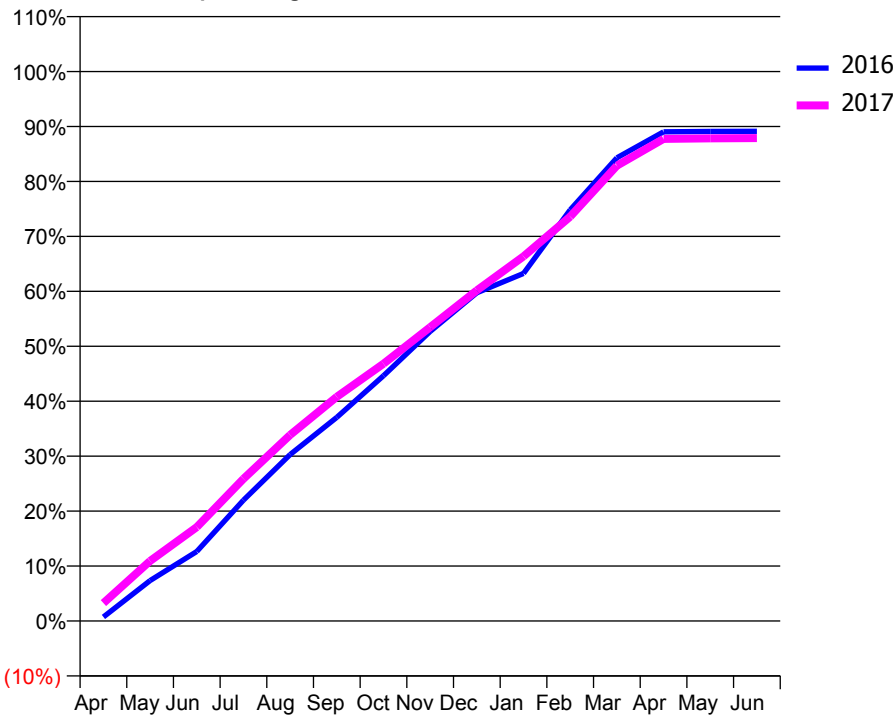
ACCESS*

Patients seen in 24 months	Total	Change since previous quarter
Quarter ending March 2016	10,873	
Quarter ending June 2016	11,359	↑
Quarter ending September 2016	11,658	↑
Quarter ending December 2016	11,531	↓
Quarter ending March 2017	11,550	→
Variance since March 2016	6.2%	↑



ACTIVITY

Cumulative percentage of contracted UDA delivered 2016 & 2017



Month	Adjusted Scheduled Activity (UDA)	
	2016	2017
April	284	1,240
May	2,811	4,169
June	4,824	6,512
July	8,377	9,860
August	11,544	12,898
September	14,124	15,547
October	17,003	17,840
November	20,077	20,369
December	22,761	22,929
January	24,096	25,284
February	28,513	28,038
March	32,112	31,572
April	33,922	33,429
May	33,949	33,469
June	33,956	33,479

QUALITY

	Quantity	Base Number	Contract	AT	Region	England
% of FP17s for the same patient ID Re-attending within 3 months - Children	305	3,600	8.5%	13.0%	13.3%	12.3%
% of FP17s for the same patient ID Re-attending within 3 months - Adults	2,369	12,831	18.5%	16.3%	17.3%	16.7%
% of FP17s for the same patient ID Re-attending between 3 & 9 months - Children	1,801	3,600	50.0%	54.5%	58.9%	57.6%
% of FP17s for the same patient ID Re-attending between 3 & 9 months - Adults	6,346	12,831	49.5%	50.2%	52.2%	50.1%
% of FP17s for Band 1 Urgent Courses	1,339	16,315	8.2%	8.8%	9.2%	9.1%
% of FP17s Relating to Free Repair or Replacements	303	16,315	1.9%	1.3%	1.0%	0.8%
% of FP17s Relating to Continuations	205	16,315	1.3%	1.7%	1.4%	1.2%
% of Patients satisfied with the dentistry they have received	24	26	92.3%	92.0%	93.1%	92.8%
% of Patients satisfied with the time they had to wait for an appointment	23	26	88.5%	88.8%	89.5%	88.7%

* This is based on patients treated on this contract for their most recent course of treatment. Figures in italics indicate the base number of FP17s or Patient Questionnaire responses are less than 100. N/A is shown where the base number of responses is less than 10 during the period. % is calculated as Quantity/Base number*100

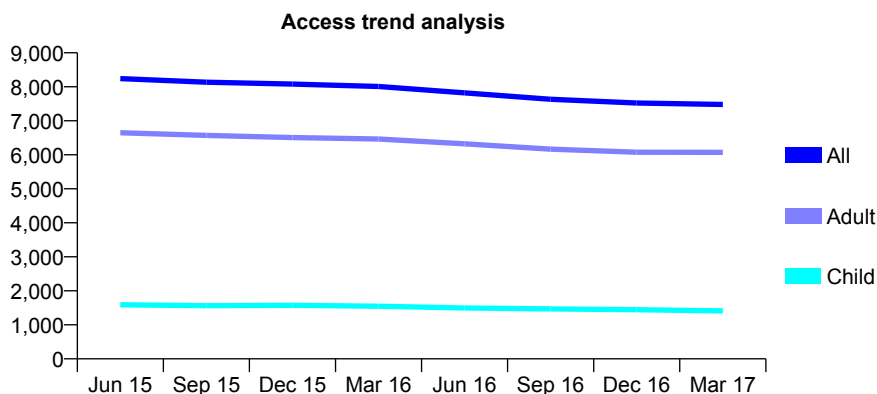
Q45 - Vital Signs At a Glance Contract Report for 148725/0001 - Year end March 2017

Name or company name	The Castle Dental Practice Ltd.
Contract type name	GDS Contract
Purpose of contract	General
Contract start date	01/04/2009
Contract end date	

16/17 Contracted general activity (UDA)	24,521
Carry forward general activity (UDA)	0
16/17 Contracted orthodontic activity (UOA)	0
Carry forward orthodontic activity (UOA)	0
Baseline contract value	£710,337.04

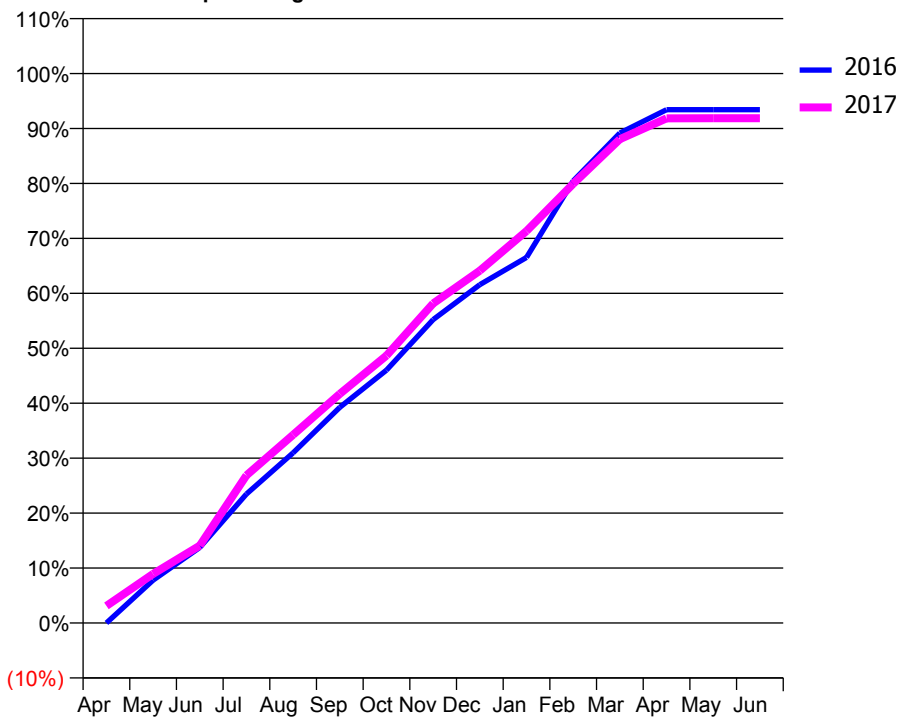
ACCESS*

Patients seen in 24 months	Total	Change since previous quarter
Quarter ending March 2016	8,009	
Quarter ending June 2016	7,820	↓
Quarter ending September 2016	7,634	↓
Quarter ending December 2016	7,522	↓
Quarter ending March 2017	7,482	→
Variance since March 2016	(6.6%)	↓



ACTIVITY

Cumulative percentage of contracted UDA delivered 2016 & 2017



Month	Adjusted Scheduled Activity (UDA)	
	2016	2017
April	0	764
May	1,913	2,193
June	3,371	3,453
July	5,758	6,590
August	7,593	8,400
September	9,624	10,223
October	11,284	11,934
November	13,542	14,259
December	15,098	15,723
January	16,311	17,493
February	19,727	19,598
March	21,865	21,592
April	22,905	22,519
May	22,904	22,523
June	22,904	22,527

QUALITY

	Quantity	Base Number	Contract	AT	Region	England
% of FP17s for the same patient ID Re-attending within 3 months - Children	237	2,253	10.5%	13.0%	13.3%	12.3%
% of FP17s for the same patient ID Re-attending within 3 months - Adults	1,318	8,854	14.9%	16.3%	17.3%	16.7%
% of FP17s for the same patient ID Re-attending between 3 & 9 months - Children	1,406	2,253	62.4%	54.5%	58.9%	57.6%
% of FP17s for the same patient ID Re-attending between 3 & 9 months - Adults	5,105	8,854	57.7%	50.2%	52.2%	50.1%
% of FP17s for Band 1 Urgent Courses	542	11,092	4.9%	8.8%	9.2%	9.1%
% of FP17s Relating to Free Repair or Replacements	208	11,092	1.9%	1.3%	1.0%	0.8%
% of FP17s Relating to Continuations	344	11,092	3.1%	1.7%	1.4%	1.2%
% of Patients satisfied with the dentistry they have received	24	27	88.9%	92.0%	93.1%	92.8%
% of Patients satisfied with the time they had to wait for an appointment	23	27	85.2%	88.8%	89.5%	88.7%

* This is based on patients treated on this contract for their most recent course of treatment. Figures in italics indicate the base number of FP17s or Patient Questionnaire responses are less than 100. N/A is shown where the base number of responses is less than 10 during the period. % is calculated as Quantity/Base number*100

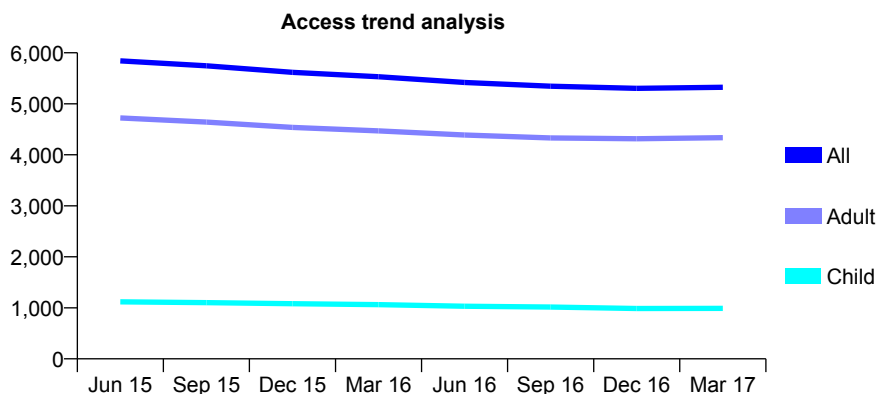
Q45 - Vital Signs At a Glance Contract Report for 155586/0001 - Year end March 2017

Name or company name	Duke Street Dental Practice
Contract type name	GDS Contract
Purpose of contract	General
Contract start date	01/07/2013
Contract end date	

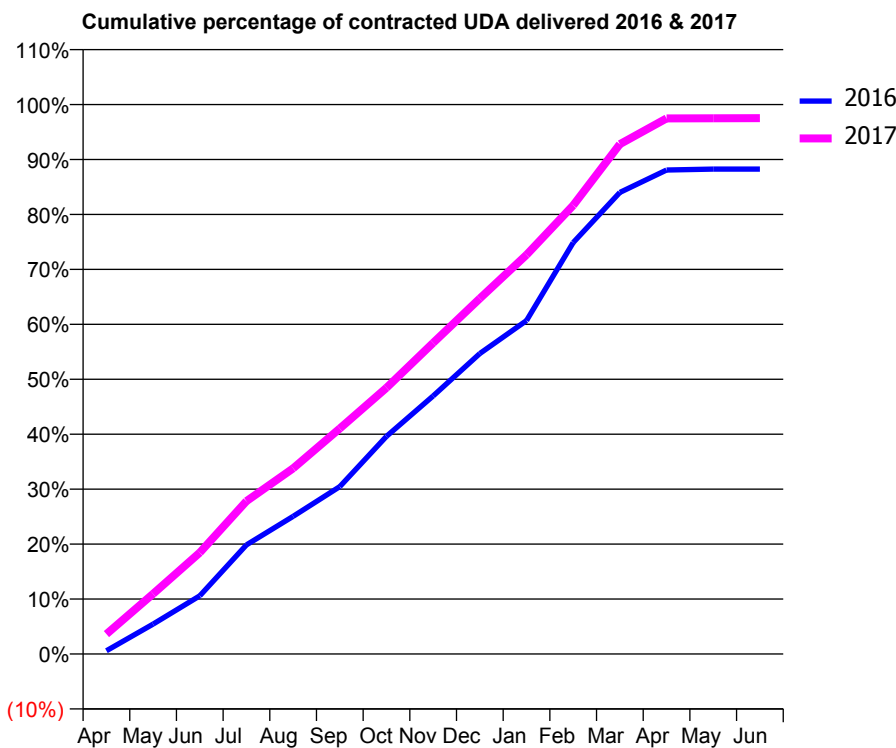
16/17 Contracted general activity (UDA)	18,637
Carry forward general activity (UDA)	0
16/17 Contracted orthodontic activity (UOA)	0
Carry forward orthodontic activity (UOA)	0
Baseline contract value	£507,441.88

ACCESS*

Patients seen in 24 months	Total	Change since previous quarter
Quarter ending March 2016	5,532	
Quarter ending June 2016	5,419	↓
Quarter ending September 2016	5,346	↓
Quarter ending December 2016	5,304	→
Quarter ending March 2017	5,324	→
Variance since March 2016	(3.8%)	↓



ACTIVITY



Month	Adjusted Scheduled Activity (UDA)	
	2016	2017
April	110	675
May	1,017	2,042
June	1,972	3,441
July	3,700	5,185
August	4,669	6,300
September	5,680	7,649
October	7,385	9,030
November	8,753	10,556
December	10,190	12,058
January	11,309	13,538
February	13,957	15,215
March	15,657	17,294
April	16,416	18,166
May	16,448	18,169
June	16,447	18,174

QUALITY

	Quantity	Base Number	Contract	AT	Region	England
% of FP17s for the same patient ID Re-attending within 3 months - Children	81	1,583	5.1%	13.0%	13.3%	12.3%
% of FP17s for the same patient ID Re-attending within 3 months - Adults	1,428	7,559	18.9%	16.3%	17.3%	16.7%
% of FP17s for the same patient ID Re-attending between 3 & 9 months - Children	1,054	1,583	66.6%	54.5%	58.9%	57.6%
% of FP17s for the same patient ID Re-attending between 3 & 9 months - Adults	4,743	7,559	62.7%	50.2%	52.2%	50.1%
% of FP17s for Band 1 Urgent Courses	934	9,147	10.2%	8.8%	9.2%	9.1%
% of FP17s Relating to Free Repair or Replacements	127	9,147	1.4%	1.3%	1.0%	0.8%
% of FP17s Relating to Continuations	226	9,147	2.5%	1.7%	1.4%	1.2%
% of Patients satisfied with the dentistry they have received	22	23	95.7%	92.0%	93.1%	92.8%
% of Patients satisfied with the time they had to wait for an appointment	22	23	95.7%	88.8%	89.5%	88.7%

* This is based on patients treated on this contract for their most recent course of treatment. Figures in italics indicate the base number of FP17s or Patient Questionnaire responses are less than 100. N/A is shown where the base number of responses is less than 10 during the period. % is calculated as Quantity/Base number*100

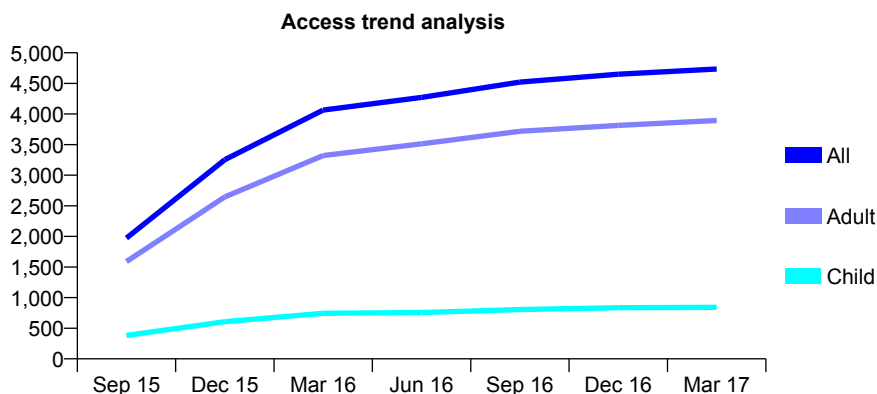
Q45 - Vital Signs At a Glance Contract Report for 157775/0001 - Year end March 2017

Name or company name	Devanand Isukapatta and Steven Leigh
Contract type name	GDS Contract
Purpose of contract	General
Contract start date	22/05/2015
Contract end date	

16/17 Contracted general activity (UDA)	17,605
Carry forward general activity (UDA)	0
16/17 Contracted orthodontic activity (UOA)	0
Carry forward orthodontic activity (UOA)	0
Baseline contract value	£372,393.59

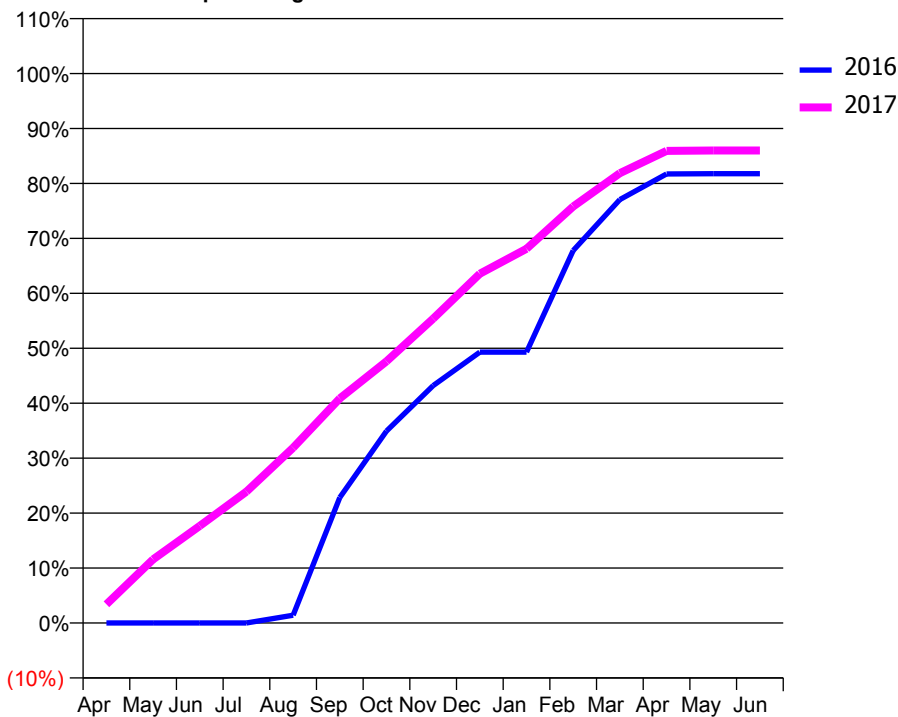
ACCESS*

Patients seen in 24 months	Total	Change since previous quarter
Quarter ending March 2016	4,064	
Quarter ending June 2016	4,271	↑
Quarter ending September 2016	4,522	↑
Quarter ending December 2016	4,650	↑
Quarter ending March 2017	4,736	→
Variance since March 2016	16.5%	↑



ACTIVITY

Cumulative percentage of contracted UDA delivered 2016 & 2017



Adjusted Scheduled Activity (UDA)

Month	2016	2017
April	0	599
May	0	2,042
June	0	3,110
July	0	4,210
August	201	5,614
September	3,232	7,195
October	4,941	8,385
November	6,112	9,752
December	6,972	11,193
January	6,972	11,991
February	9,588	13,343
March	10,898	14,413
April	11,557	15,124
May	11,563	15,137
June	11,563	15,138

QUALITY

	Quantity	Base Number	Contract	AT	Region	England
% of FP17s for the same patient ID Re-attending within 3 months - Children	60	1,392	4.3%	13.0%	13.3%	12.3%
% of FP17s for the same patient ID Re-attending within 3 months - Adults	735	6,412	11.5%	16.3%	17.3%	16.7%
% of FP17s for the same patient ID Re-attending between 3 & 9 months - Children	1,015	1,392	72.9%	54.5%	58.9%	57.6%
% of FP17s for the same patient ID Re-attending between 3 & 9 months - Adults	4,485	6,412	69.9%	50.2%	52.2%	50.1%
% of FP17s for Band 1 Urgent Courses	382	7,897	4.8%	8.8%	9.2%	9.1%
% of FP17s Relating to Free Repair or Replacements	61	7,897	0.8%	1.3%	1.0%	0.8%
% of FP17s Relating to Continuations	107	7,897	1.4%	1.7%	1.4%	1.2%
% of Patients satisfied with the dentistry they have received	18	19	94.7%	92.0%	93.1%	92.8%
% of Patients satisfied with the time they had to wait for an appointment	18	19	94.7%	88.8%	89.5%	88.7%

* This is based on patients treated on this contract for their most recent course of treatment. Figures in italics indicate the base number of FP17s or Patient Questionnaire responses are less than 100. N/A is shown where the base number of responses is less than 10 during the period. % is calculated as Quantity/Base number*100

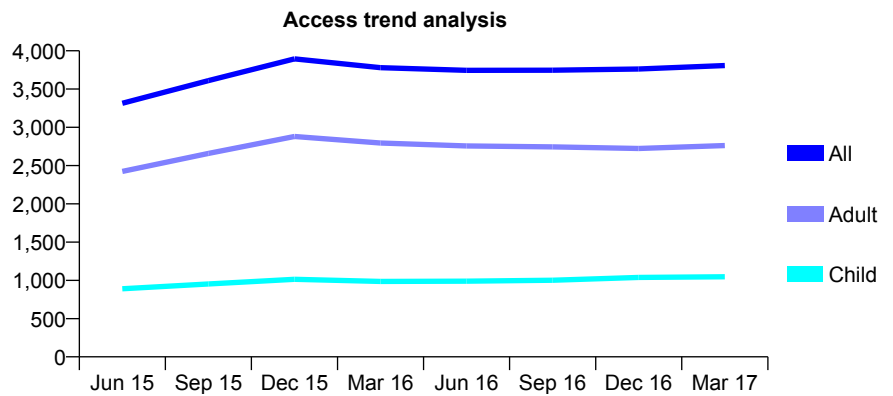
Q45 - Vital Signs At a Glance Contract Report for 158836/0001 - Year end March 2017

Name or company name	The Grainger Stockton, Birtley and Stanley
Contract type name	GDS Contract
Purpose of contract	General
Contract start date	01/02/2014
Contract end date	

16/17 Contracted general activity (UDA)	12,000
Carry forward general activity (UDA)	24
16/17 Contracted orthodontic activity (UOA)	0
Carry forward orthodontic activity (UOA)	0
Baseline contract value	£283,137.46

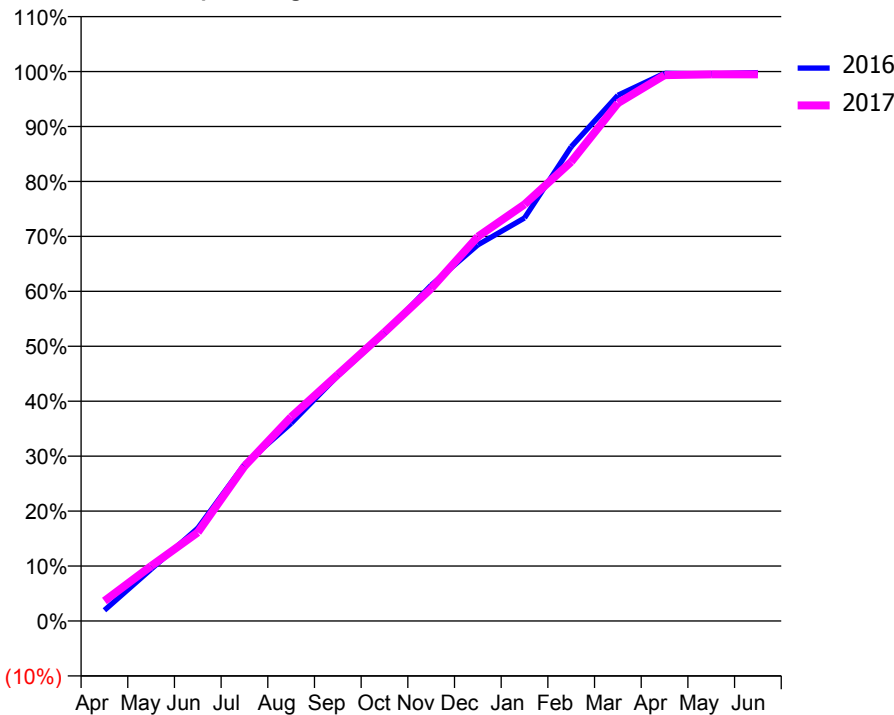
ACCESS*

Patients seen in 24 months	Total	Change since previous quarter
Quarter ending March 2016	3,780	
Quarter ending June 2016	3,745	→
Quarter ending September 2016	3,746	→
Quarter ending December 2016	3,762	→
Quarter ending March 2017	3,807	→
Variance since March 2016	0.7%	→



ACTIVITY

Cumulative percentage of contracted UDA delivered 2016 & 2017



Month	Adjusted Scheduled Activity (UDA)	
	2016	2017
April	233	438
May	1,130	1,202
June	2,029	1,936
July	3,421	3,380
August	4,318	4,457
September	5,357	5,382
October	6,283	6,306
November	7,334	7,261
December	8,212	8,394
January	8,801	9,099
February	10,355	10,027
March	11,481	11,309
April	11,960	11,920
May	11,948	11,938
June	11,976	11,938

QUALITY

	Quantity	Base Number	Contract	AT	Region	England
% of FP17s for the same patient ID Re-attending within 3 months - Children	80	1,225	6.5%	13.0%	13.3%	12.3%
% of FP17s for the same patient ID Re-attending within 3 months - Adults	383	2,904	13.2%	16.3%	17.3%	16.7%
% of FP17s for the same patient ID Re-attending between 3 & 9 months - Children	474	1,225	38.7%	54.5%	58.9%	57.6%
% of FP17s for the same patient ID Re-attending between 3 & 9 months - Adults	1,045	2,904	36.0%	50.2%	52.2%	50.1%
% of FP17s for Band 1 Urgent Courses	345	4,139	8.3%	8.8%	9.2%	9.1%
% of FP17s Relating to Free Repair or Replacements	25	4,139	0.6%	1.3%	1.0%	0.8%
% of FP17s Relating to Continuations	50	4,139	1.2%	1.7%	1.4%	1.2%
% of Patients satisfied with the dentistry they have received	11	11	100.0%	92.0%	93.1%	92.8%
% of Patients satisfied with the time they had to wait for an appointment	9	11	81.8%	88.8%	89.5%	88.7%

* This is based on patients treated on this contract for their most recent course of treatment. Figures in italics indicate the base number of FP17s or Patient Questionnaire responses are less than 100. N/A is shown where the base number of responses is less than 10 during the period. % is calculated as Quantity/Base number*100

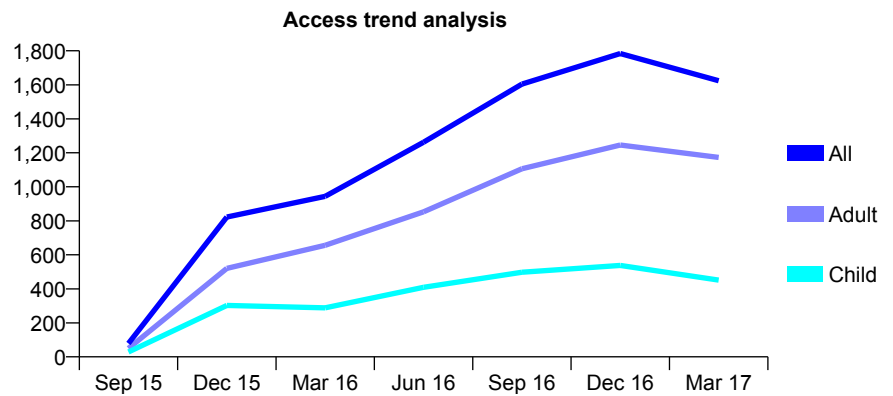
Q45 - Vital Signs At a Glance Contract Report for 160474/0001 - Year end March 2017

Name or company name	Ormesby Dental Practice Partnership
Contract type name	GDS Contract
Purpose of contract	General
Contract start date	01/09/2015
Contract end date	

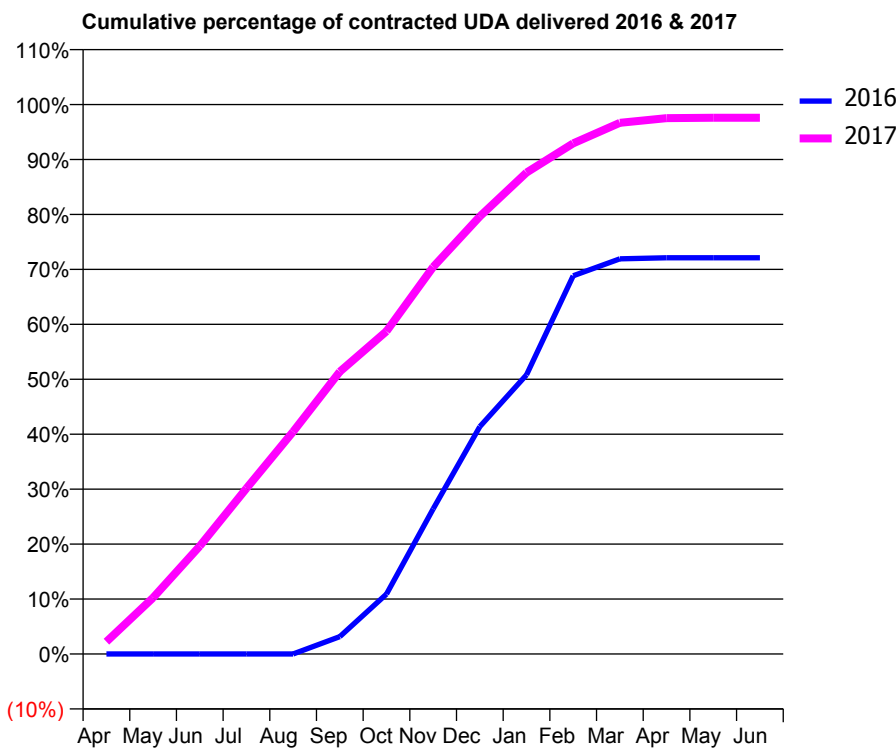
16/17 Contracted general activity (UDA)	6,367
Carry forward general activity (UDA)	173
16/17 Contracted orthodontic activity (UOA)	0
Carry forward orthodontic activity (UOA)	0
Baseline contract value	£150,490.41

ACCESS*

Patients seen in 24 months	Total	Change since previous quarter
Quarter ending March 2016	944	
Quarter ending June 2016	1,262	↑
Quarter ending September 2016	1,604	↑
Quarter ending December 2016	1,784	↑
Quarter ending March 2017	1,624	↓
Variance since March 2016	72.0%	↑



ACTIVITY



Month	Adjusted Scheduled Activity (UDA)	
	2016	2017
April	0	143
May	0	653
June	0	1,251
July	0	1,920
August	0	2,576
September	117	3,272
October	404	3,739
November	979	4,485
December	1,533	5,070
January	1,882	5,579
February	2,550	5,917
March	2,665	6,154
April	2,672	6,209
May	2,672	6,213
June	2,672	6,213

QUALITY

	Quantity	Base Number	Contract	AT	Region	England
% of FP17s for the same patient ID Re-attending within 3 months - Children	70	968	7.2%	13.0%	13.3%	12.3%
% of FP17s for the same patient ID Re-attending within 3 months - Adults	236	1,978	11.9%	16.3%	17.3%	16.7%
% of FP17s for the same patient ID Re-attending between 3 & 9 months - Children	483	968	49.9%	54.5%	58.9%	57.6%
% of FP17s for the same patient ID Re-attending between 3 & 9 months - Adults	816	1,978	41.3%	50.2%	52.2%	50.1%
% of FP17s for Band 1 Urgent Courses	346	2,959	11.7%	8.8%	9.2%	9.1%
% of FP17s Relating to Free Repair or Replacements	19	2,959	0.6%	1.3%	1.0%	0.8%
% of FP17s Relating to Continuations	35	2,959	1.2%	1.7%	1.4%	1.2%
% of Patients satisfied with the dentistry they have received	4	5	N/A	92.0%	93.1%	92.8%
% of Patients satisfied with the time they had to wait for an appointment	5	5	N/A	88.8%	89.5%	88.7%

* This is based on patients treated on this contract for their most recent course of treatment. Figures in italics indicate the base number of FP17s or Patient Questionnaire responses are less than 100. N/A is shown where the base number of responses is less than 10 during the period. % is calculated as Quantity/Base number*100

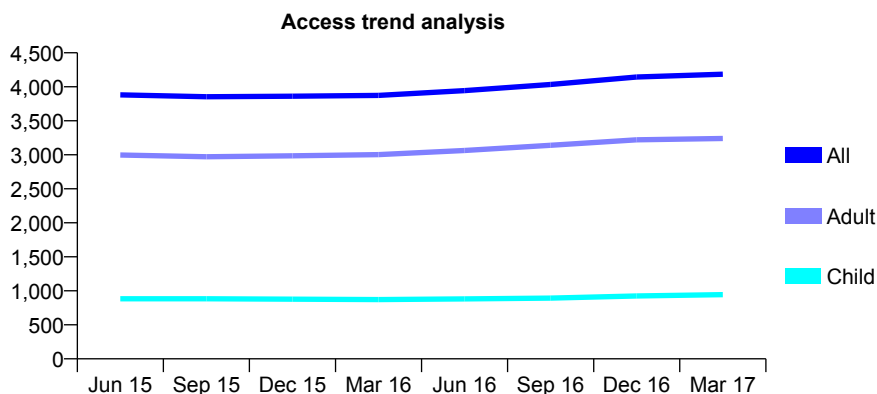
Q45 - Vital Signs At a Glance Contract Report for 166685/0001 - Year end March 2017

Name or company name	Castle Dene Dental Surgery
Contract type name	GDS Contract
Purpose of contract	General
Contract start date	01/04/2009
Contract end date	

16/17 Contracted general activity (UDA)	14,400
Carry forward general activity (UDA)	0
16/17 Contracted orthodontic activity (UOA)	0
Carry forward orthodontic activity (UOA)	0
Baseline contract value	£397,800.87

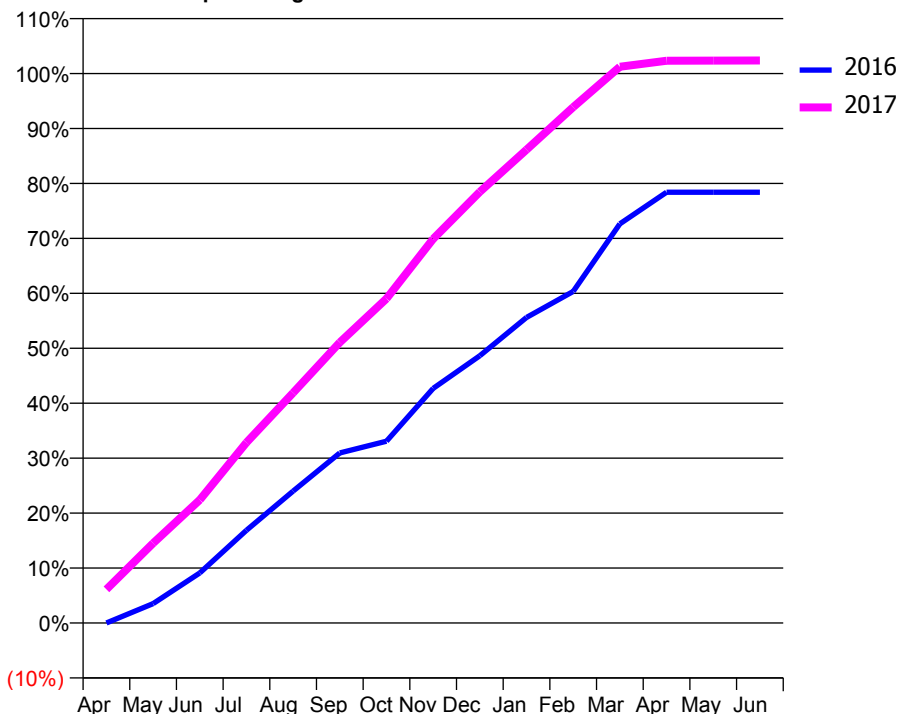
ACCESS*

Patients seen in 24 months	Total	Change since previous quarter
Quarter ending March 2016	3,874	
Quarter ending June 2016	3,945	→
Quarter ending September 2016	4,035	↑
Quarter ending December 2016	4,145	↑
Quarter ending March 2017	4,186	→
Variance since March 2016	8.1%	↑



ACTIVITY

Cumulative percentage of contracted UDA delivered 2016 & 2017



Month	Adjusted Scheduled Activity (UDA)	
	2016	2017
April	0	882
May	509	2,093
June	1,314	3,227
July	2,429	4,731
August	3,459	6,035
September	4,456	7,354
October	4,763	8,501
November	6,148	10,064
December	7,004	11,300
January	8,008	12,404
February	8,690	13,517
March	10,462	14,577
April	11,288	14,736
May	11,290	14,739
June	11,290	14,740

QUALITY

	Quantity	Base Number	Contract	AT	Region	England
% of FP17s for the same patient ID Re-attending within 3 months - Children	104	1,301	8.0%	13.0%	13.3%	12.3%
% of FP17s for the same patient ID Re-attending within 3 months - Adults	875	4,407	19.9%	16.3%	17.3%	16.7%
% of FP17s for the same patient ID Re-attending between 3 & 9 months - Children	570	1,301	43.8%	54.5%	58.9%	57.6%
% of FP17s for the same patient ID Re-attending between 3 & 9 months - Adults	1,798	4,407	40.8%	50.2%	52.2%	50.1%
% of FP17s for Band 1 Urgent Courses	714	5,464	13.1%	8.8%	9.2%	9.1%
% of FP17s Relating to Free Repair or Replacements	51	5,464	0.9%	1.3%	1.0%	0.8%
% of FP17s Relating to Continuations	78	5,464	1.4%	1.7%	1.4%	1.2%
% of Patients satisfied with the dentistry they have received	13	13	100.0%	92.0%	93.1%	92.8%
% of Patients satisfied with the time they had to wait for an appointment	13	13	100.0%	88.8%	89.5%	88.7%

* This is based on patients treated on this contract for their most recent course of treatment. Figures in italics indicate the base number of FP17s or Patient Questionnaire responses are less than 100. N/A is shown where the base number of responses is less than 10 during the period. % is calculated as Quantity/Base number*100

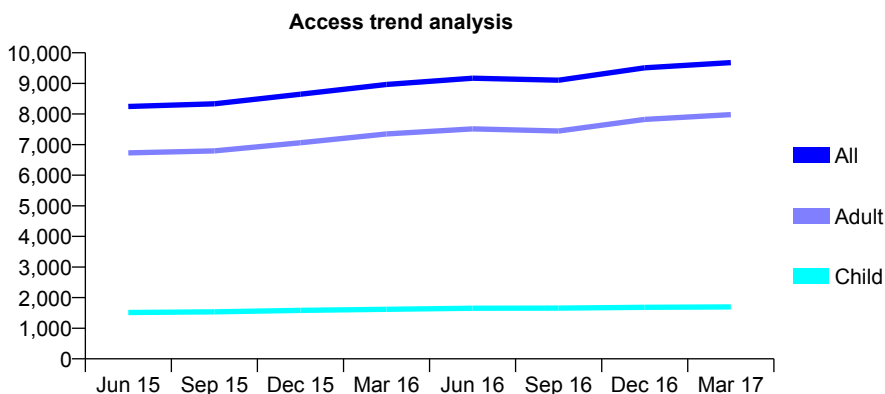
Q45 - Vital Signs At a Glance Contract Report for 170526/0001 - Year end March 2017

Name or company name	Framwellgate Dental Surgery Limited
Contract type name	GDS Contract
Purpose of contract	General
Contract start date	01/04/2012
Contract end date	

16/17 Contracted general activity (UDA)	21,656
Carry forward general activity (UDA)	420
16/17 Contracted orthodontic activity (UOA)	0
Carry forward orthodontic activity (UOA)	0
Baseline contract value	£532,683.45

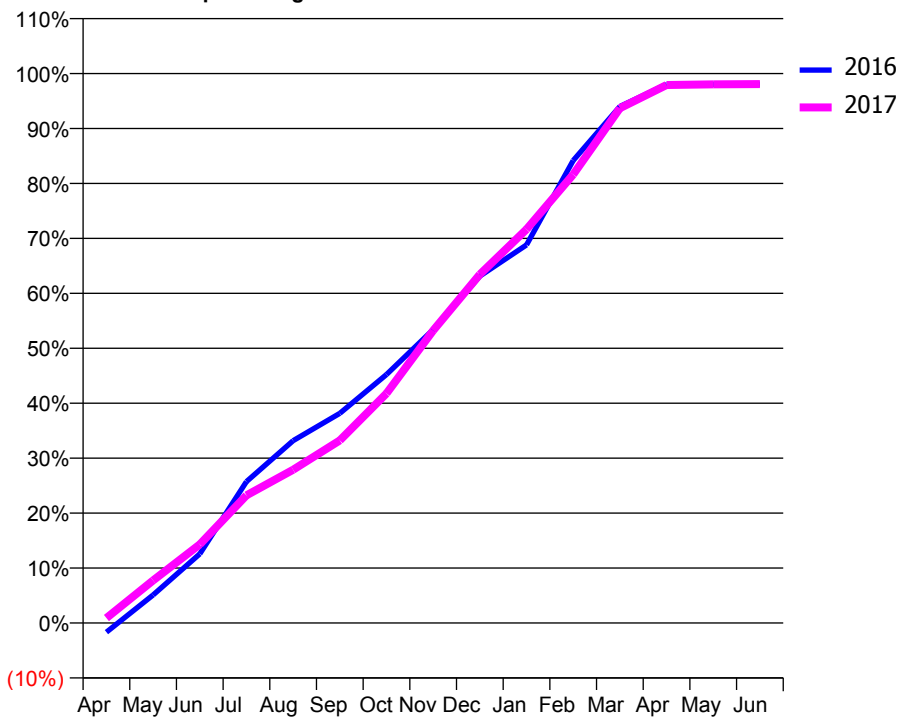
ACCESS*

Patients seen in 24 months	Total	Change since previous quarter
Quarter ending March 2016	8,964	
Quarter ending June 2016	9,169	↑
Quarter ending September 2016	9,104	→
Quarter ending December 2016	9,508	↑
Quarter ending March 2017	9,679	→
Variance since March 2016	8.0%	↑



ACTIVITY

Cumulative percentage of contracted UDA delivered 2016 & 2017



Month	Adjusted Scheduled Activity (UDA)	
	2016	2017
April	-365	196
May	1,105	1,678
June	2,726	3,096
July	5,574	5,034
August	7,187	6,043
September	8,262	7,198
October	9,792	9,045
November	11,566	11,527
December	13,671	13,741
January	14,903	15,514
February	18,229	17,678
March	20,357	20,286
April	21,223	21,203
May	21,229	21,228
June	21,236	21,239

QUALITY

	Quantity	Base Number	Contract	AT	Region	England
% of FP17s for the same patient ID Re-attending within 3 months - Children	174	2,230	7.8%	13.0%	13.3%	12.3%
% of FP17s for the same patient ID Re-attending within 3 months - Adults	1,120	8,680	12.9%	16.3%	17.3%	16.7%
% of FP17s for the same patient ID Re-attending between 3 & 9 months - Children	1,035	2,230	46.4%	54.5%	58.9%	57.6%
% of FP17s for the same patient ID Re-attending between 3 & 9 months - Adults	2,716	8,680	31.3%	50.2%	52.2%	50.1%
% of FP17s for Band 1 Urgent Courses	1,093	9,814	11.1%	8.8%	9.2%	9.1%
% of FP17s Relating to Free Repair or Replacements	55	9,814	0.6%	1.3%	1.0%	0.8%
% of FP17s Relating to Continuations	85	9,814	0.9%	1.7%	1.4%	1.2%
% of Patients satisfied with the dentistry they have received	24	28	85.7%	92.0%	93.1%	92.8%
% of Patients satisfied with the time they had to wait for an appointment	24	28	85.7%	88.8%	89.5%	88.7%

* This is based on patients treated on this contract for their most recent course of treatment. Figures in italics indicate the base number of FP17s or Patient Questionnaire responses are less than 100. N/A is shown where the base number of responses is less than 10 during the period. % is calculated as Quantity/Base number*100

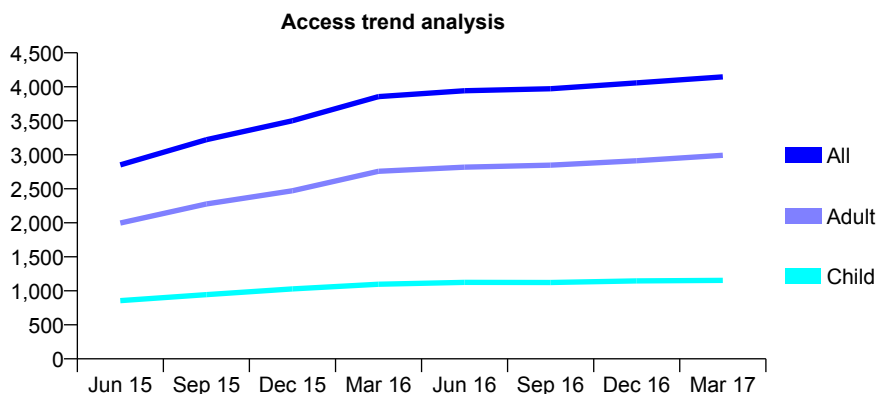
Q45 - Vital Signs At a Glance Contract Report for 171565/0001 - Year end March 2017

Name or company name	Hardwick Dental Practice
Contract type name	GDS Contract
Purpose of contract	General and Orthodontic
Contract start date	01/05/2014
Contract end date	

16/17 Contracted general activity (UDA)	13,766
Carry forward general activity (UDA)	82
16/17 Contracted orthodontic activity (UOA)	0
Carry forward orthodontic activity (UOA)	0
Baseline contract value	£353,417.04

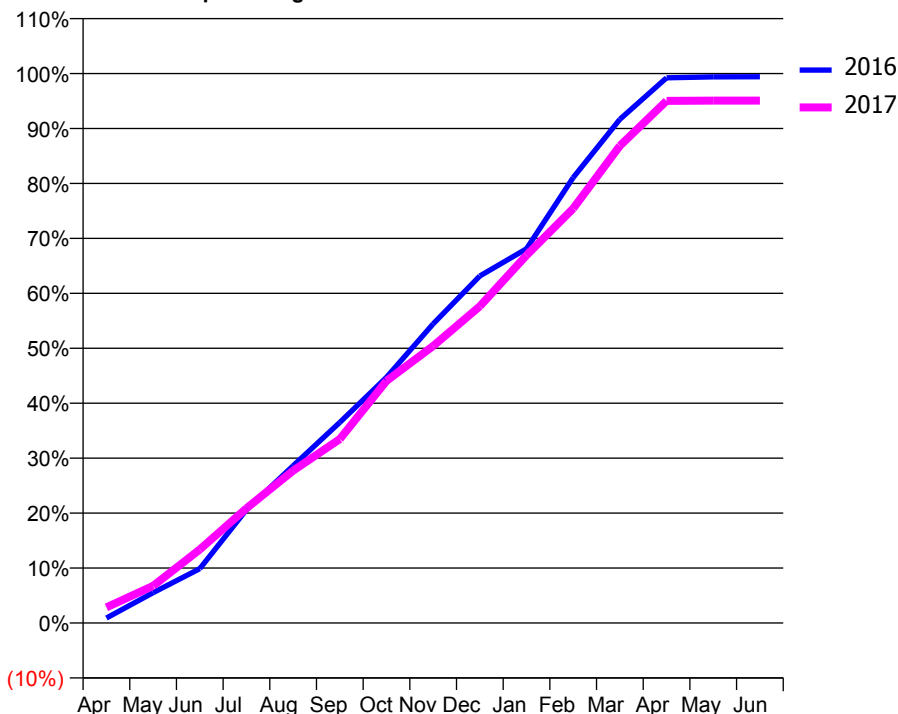
ACCESS*

Patients seen in 24 months	Total	Change since previous quarter
Quarter ending March 2016	3,856	
Quarter ending June 2016	3,943	↑
Quarter ending September 2016	3,971	→
Quarter ending December 2016	4,058	↑
Quarter ending March 2017	4,147	↑
Variance since March 2016	7.5%	↑



ACTIVITY

Cumulative percentage of contracted UDA delivered 2016 & 2017



Month	Adjusted Scheduled Activity (UDA)	
	2016	2017
April	126	392
May	759	932
June	1,360	1,842
July	2,838	2,874
August	3,942	3,817
September	5,024	4,608
October	6,156	6,065
November	7,496	6,939
December	8,695	7,936
January	9,374	9,210
February	11,159	10,384
March	12,619	11,955
April	13,657	13,080
May	13,683	13,087
June	13,684	13,087

QUALITY

	Quantity	Base Number	Contract	AT	Region	England
% of FP17s for the same patient ID Re-attending within 3 months - Children	123	1,425	8.6%	13.0%	13.3%	12.3%
% of FP17s for the same patient ID Re-attending within 3 months - Adults	655	3,587	18.3%	16.3%	17.3%	16.7%
% of FP17s for the same patient ID Re-attending between 3 & 9 months - Children	597	1,425	41.9%	54.5%	58.9%	57.6%
% of FP17s for the same patient ID Re-attending between 3 & 9 months - Adults	1,308	3,587	36.5%	50.2%	52.2%	50.1%
% of FP17s for Band 1 Urgent Courses	858	5,160	16.6%	8.8%	9.2%	9.1%
% of FP17s Relating to Free Repair or Replacements	62	5,160	1.2%	1.3%	1.0%	0.8%
% of FP17s Relating to Continuations	63	5,160	1.2%	1.7%	1.4%	1.2%
% of Patients satisfied with the dentistry they have received	12	13	92.3%	92.0%	93.1%	92.8%
% of Patients satisfied with the time they had to wait for an appointment	12	13	92.3%	88.8%	89.5%	88.7%

* This is based on patients treated on this contract for their most recent course of treatment. Figures in italics indicate the base number of FP17s or Patient Questionnaire responses are less than 100. N/A is shown where the base number of responses is less than 10 during the period. % is calculated as Quantity/Base number*100

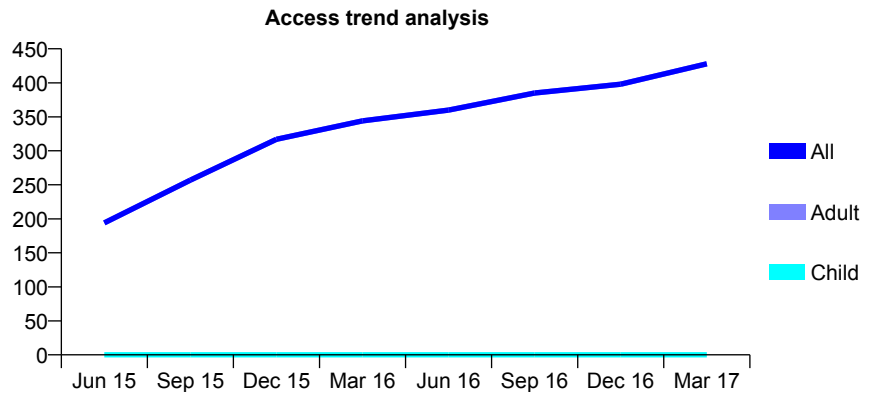
Q45 - Vital Signs At a Glance Contract Report for 171565/0002 - Year end March 2017

Name or company name	Hardwick Dental Practice
Contract type name	PDS Contract
Purpose of contract	General
Contract start date	01/05/2014
Contract end date	31/03/2018

16/17 Contracted general activity (UDA)	1,464
Carry forward general activity (UDA)	0
16/17 Contracted orthodontic activity (UOA)	0
Carry forward orthodontic activity (UOA)	0
Baseline contract value	£45,640.29

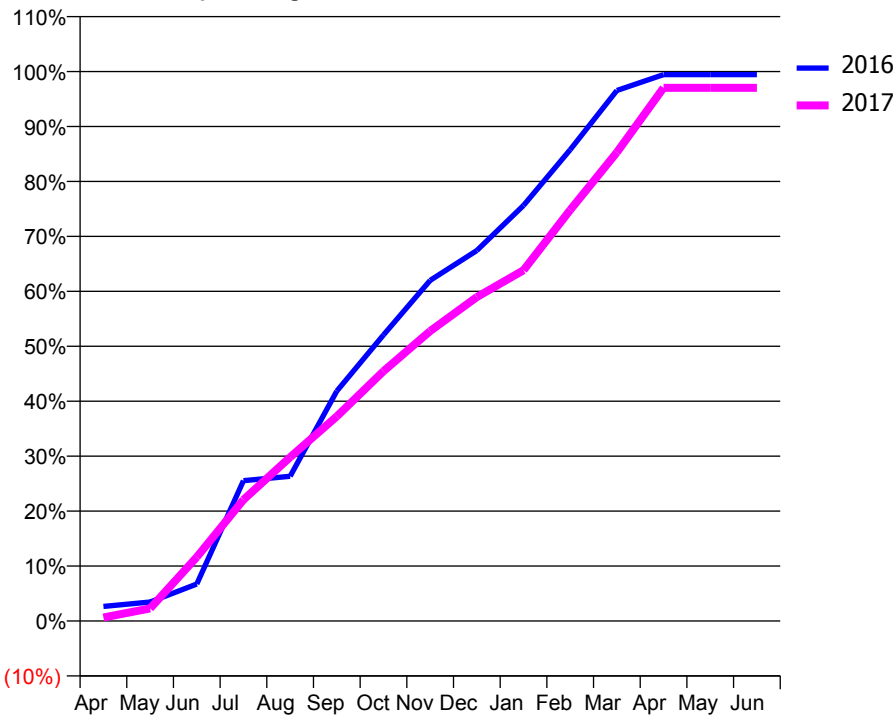
ACCESS*

Patients seen in 24 months	Total	Change since previous quarter
Quarter ending March 2016	344	
Quarter ending June 2016	360	↑
Quarter ending September 2016	385	↑
Quarter ending December 2016	398	↑
Quarter ending March 2017	428	↑
Variance since March 2016	24.4%	↑



ACTIVITY

Cumulative percentage of contracted UDA delivered 2016 & 2017



Month	Adjusted Scheduled Activity (UDA)	
	2016	2017
April	39	9
May	51	33
June	99	170
July	374	323
August	386	437
September	613	545
October	762	666
November	908	773
December	987	863
January	1,107	935
February	1,256	1,095
March	1,414	1,249
April	1,456	1,421
May	1,456	1,421
June	1,456	1,421

QUALITY

	Quantity	Base Number	Contract	AT	Region	England
% of FP17s for the same patient ID Re-attending within 3 months - Children	0	0	N/A	13.0%	13.3%	12.3%
% of FP17s for the same patient ID Re-attending within 3 months - Adults	70	380	18.4%	16.3%	17.3%	16.7%
% of FP17s for the same patient ID Re-attending between 3 & 9 months - Children	0	0	N/A	54.5%	58.9%	57.6%
% of FP17s for the same patient ID Re-attending between 3 & 9 months - Adults	64	380	16.8%	50.2%	52.2%	50.1%
% of FP17s for Band 1 Urgent Courses	53	408	13.0%	8.8%	9.2%	9.1%
% of FP17s Relating to Free Repair or Replacements	2	408	0.5%	1.3%	1.0%	0.8%
% of FP17s Relating to Continuations	0	408	0.0%	1.7%	1.4%	1.2%
% of Patients satisfied with the dentistry they have received	0	0	N/A	92.0%	93.1%	92.8%
% of Patients satisfied with the time they had to wait for an appointment	0	0	N/A	88.8%	89.5%	88.7%

* This is based on patients treated on this contract for their most recent course of treatment. Figures in italics indicate the base number of FP17s or Patient Questionnaire responses are less than 100. N/A is shown where the base number of responses is less than 10 during the period. % is calculated as Quantity/Base number*100

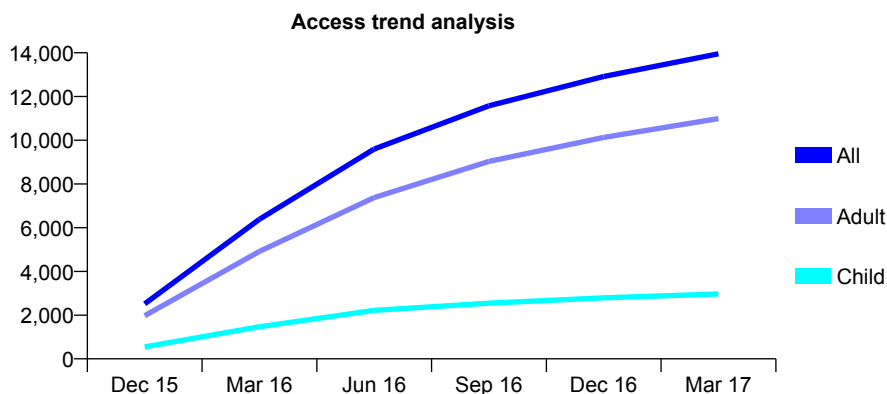
Q45 - Vital Signs At a Glance Contract Report for 172596/0001 - Year end March 2017

Name or company name	Front Street Dental Practice Partnership
Contract type name	GDS Contract
Purpose of contract	General
Contract start date	01/11/2015
Contract end date	

16/17 Contracted general activity (UDA)	50,056
Carry forward general activity (UDA)	1,541
16/17 Contracted orthodontic activity (UOA)	0
Carry forward orthodontic activity (UOA)	0
Baseline contract value	£1,541,953.55

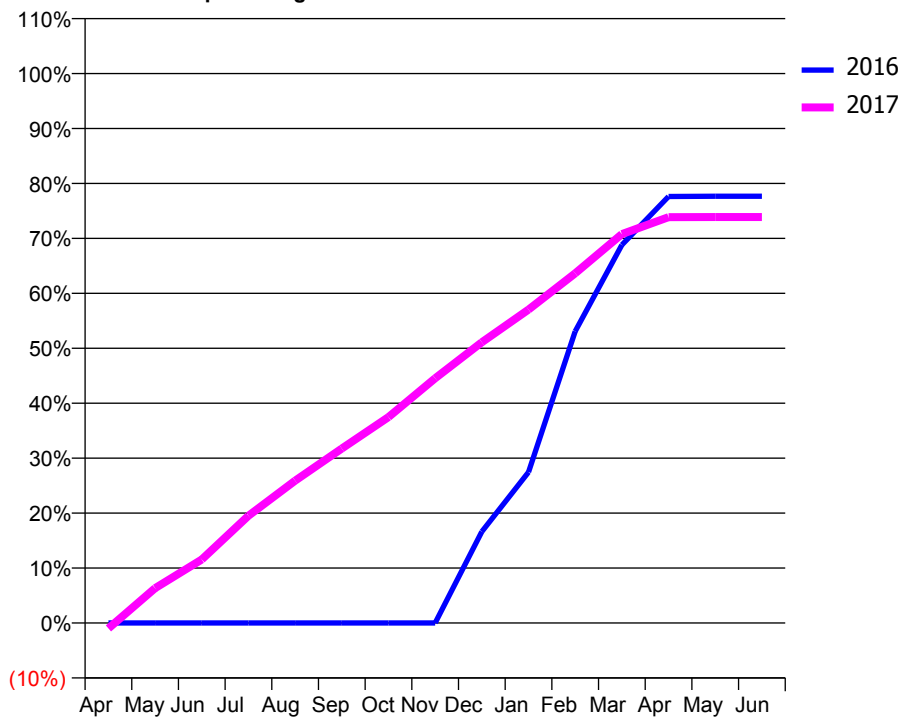
ACCESS*

Patients seen in 24 months	Total	Change since previous quarter
Quarter ending March 2016	6,385	
Quarter ending June 2016	9,598	↑
Quarter ending September 2016	11,576	↑
Quarter ending December 2016	12,920	↑
Quarter ending March 2017	13,955	↑
Variance since March 2016	118.6%	↑



ACTIVITY

Cumulative percentage of contracted UDA delivered 2016 & 2017



Adjusted Scheduled Activity (UDA)

Month	2016	2017
April	0	-503
May	0	3,176
June	0	5,782
July	0	9,776
August	0	12,969
September	0	15,893
October	0	18,755
November	0	22,296
December	3,460	25,580
January	5,710	28,547
February	11,034	31,861
March	14,304	35,432
April	16,137	36,971
May	16,145	36,982
June	16,147	36,982

QUALITY

	Quantity	Base Number	Contract	AT	Region	England
% of FP17s for the same patient ID Re-attending within 3 months - Children	300	3,805	7.9%	13.0%	13.3%	12.3%
% of FP17s for the same patient ID Re-attending within 3 months - Adults	2,542	15,182	16.7%	16.3%	17.3%	16.7%
% of FP17s for the same patient ID Re-attending between 3 & 9 months - Children	1,243	3,805	32.7%	54.5%	58.9%	57.6%
% of FP17s for the same patient ID Re-attending between 3 & 9 months - Adults	4,974	15,182	32.8%	50.2%	52.2%	50.1%
% of FP17s for Band 1 Urgent Courses	2,624	17,474	15.0%	8.8%	9.2%	9.1%
% of FP17s Relating to Free Repair or Replacements	320	17,474	1.8%	1.3%	1.0%	0.8%
% of FP17s Relating to Continuations	281	17,474	1.6%	1.7%	1.4%	1.2%
% of Patients satisfied with the dentistry they have received	36	40	90.0%	92.0%	93.1%	92.8%
% of Patients satisfied with the time they had to wait for an appointment	34	40	85.0%	88.8%	89.5%	88.7%

* This is based on patients treated on this contract for their most recent course of treatment. Figures in italics indicate the base number of FP17s or Patient Questionnaire responses are less than 100. N/A is shown where the base number of responses is less than 10 during the period. % is calculated as Quantity/Base number*100

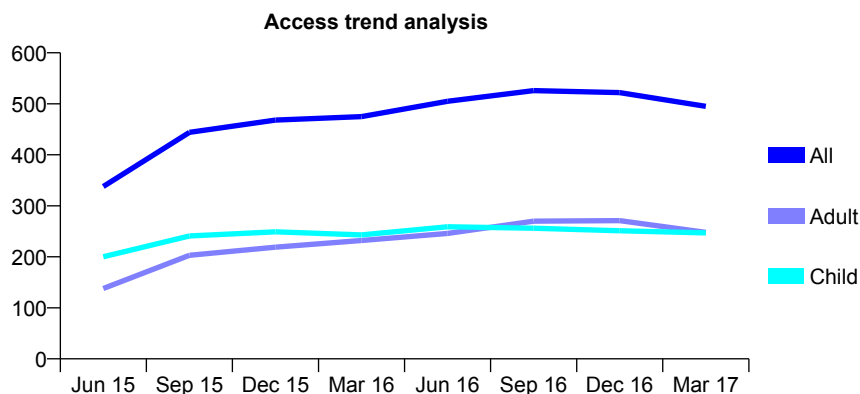
Q45 - Vital Signs At a Glance Contract Report for 174858/0001 - Year end March 2017

Name or company name	Yarm Road Dental Practice
Contract type name	GDS Contract
Purpose of contract	General
Contract start date	01/01/2015
Contract end date	

16/17 Contracted general activity (UDA)	1,300
Carry forward general activity (UDA)	0
16/17 Contracted orthodontic activity (UOA)	0
Carry forward orthodontic activity (UOA)	0
Baseline contract value	£23,302.51

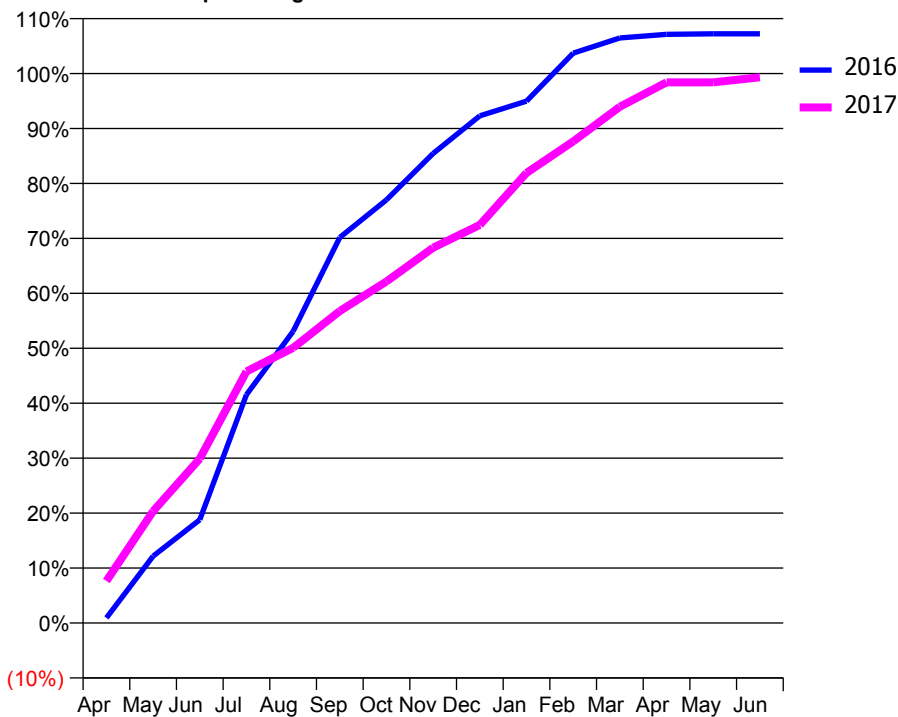
ACCESS*

Patients seen in 24 months	Total	Change since previous quarter
Quarter ending March 2016	475	
Quarter ending June 2016	505	↑
Quarter ending September 2016	526	↑
Quarter ending December 2016	522	→
Quarter ending March 2017	495	↓
Variance since March 2016	4.2%	↑



ACTIVITY

Cumulative percentage of contracted UDA delivered 2016 & 2017



Month	Adjusted Scheduled Activity (UDA)	
	2016	2017
April	12	99
May	158	264
June	244	389
July	540	595
August	690	651
September	912	738
October	1,001	808
November	1,111	888
December	1,200	942
January	1,235	1,065
February	1,348	1,139
March	1,384	1,221
April	1,393	1,279
May	1,394	1,279
June	1,394	1,291

QUALITY

	Quantity	Base Number	Contract	AT	Region	England
% of FP17s for the same patient ID Re-attending within 3 months - Children	30	422	7.1%	13.0%	13.3%	12.3%
% of FP17s for the same patient ID Re-attending within 3 months - Adults	34	276	12.3%	16.3%	17.3%	16.7%
% of FP17s for the same patient ID Re-attending between 3 & 9 months - Children	270	422	64.0%	54.5%	58.9%	57.6%
% of FP17s for the same patient ID Re-attending between 3 & 9 months - Adults	145	276	52.5%	50.2%	52.2%	50.1%
% of FP17s for Band 1 Urgent Courses	56	716	7.8%	8.8%	9.2%	9.1%
% of FP17s Relating to Free Repair or Replacements	0	716	0.0%	1.3%	1.0%	0.8%
% of FP17s Relating to Continuations	0	716	0.0%	1.7%	1.4%	1.2%
% of Patients satisfied with the dentistry they have received	1	1	N/A	92.0%	93.1%	92.8%
% of Patients satisfied with the time they had to wait for an appointment	1	1	N/A	88.8%	89.5%	88.7%

* This is based on patients treated on this contract for their most recent course of treatment. Figures in italics indicate the base number of FP17s or Patient Questionnaire responses are less than 100. N/A is shown where the base number of responses is less than 10 during the period. % is calculated as Quantity/Base number*100

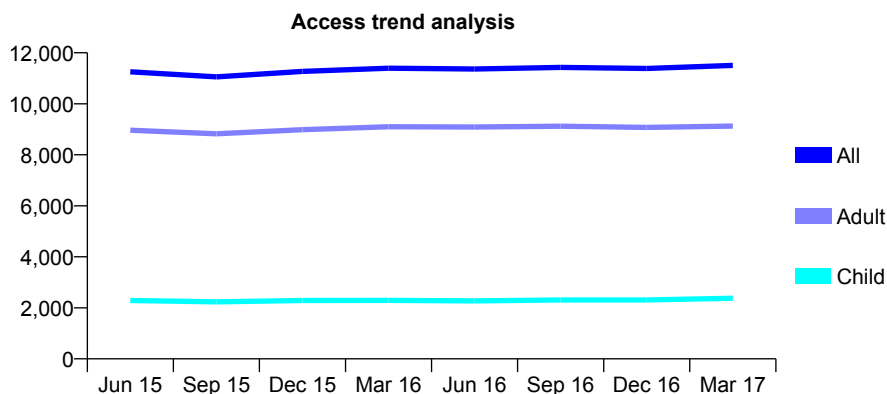
Q45 - Vital Signs At a Glance Contract Report for 176486/0001 - Year end March 2017

Name or company name	Ridgway Dental Ltd.
Contract type name	GDS Contract
Purpose of contract	General
Contract start date	01/04/2009
Contract end date	

16/17 Contracted general activity (UDA)	35,659
Carry forward general activity (UDA)	0
16/17 Contracted orthodontic activity (UOA)	0
Carry forward orthodontic activity (UOA)	0
Baseline contract value	£907,437.06

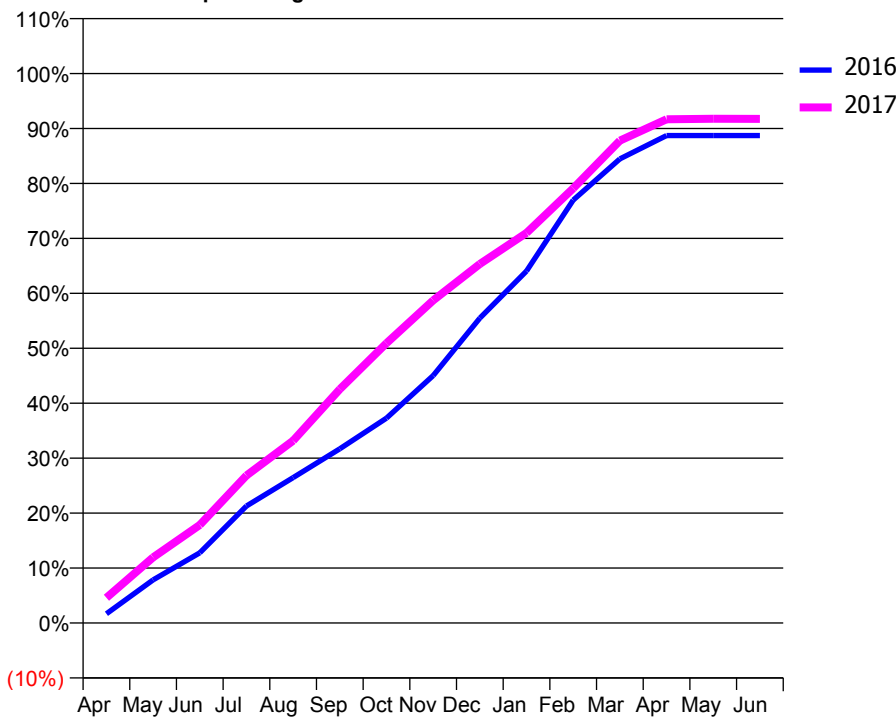
ACCESS*

Patients seen in 24 months	Total	Change since previous quarter
Quarter ending March 2016	11,395	
Quarter ending June 2016	11,365	→
Quarter ending September 2016	11,429	→
Quarter ending December 2016	11,384	→
Quarter ending March 2017	11,506	→
Variance since March 2016	1.0%	→



ACTIVITY

Cumulative percentage of contracted UDA delivered 2016 & 2017



Month	Adjusted Scheduled Activity (UDA)	
	2016	2017
April	602	1,639
May	2,797	4,260
June	4,553	6,366
July	7,596	9,571
August	9,437	11,834
September	11,309	15,174
October	13,299	18,163
November	16,056	20,936
December	19,782	23,302
January	22,842	25,316
February	27,442	28,204
March	30,122	31,300
April	31,630	32,690
May	31,636	32,724
June	31,636	32,712

QUALITY

	Quantity	Base Number	Contract	AT	Region	England
% of FP17s for the same patient ID Re-attending within 3 months - Children	172	3,285	5.2%	13.0%	13.3%	12.3%
% of FP17s for the same patient ID Re-attending within 3 months - Adults	1,688	12,411	13.6%	16.3%	17.3%	16.7%
% of FP17s for the same patient ID Re-attending between 3 & 9 months - Children	1,815	3,285	55.3%	54.5%	58.9%	57.6%
% of FP17s for the same patient ID Re-attending between 3 & 9 months - Adults	6,761	12,411	54.5%	50.2%	52.2%	50.1%
% of FP17s for Band 1 Urgent Courses	1,101	15,647	7.0%	8.8%	9.2%	9.1%
% of FP17s Relating to Free Repair or Replacements	143	15,647	0.9%	1.3%	1.0%	0.8%
% of FP17s Relating to Continuations	318	15,647	2.0%	1.7%	1.4%	1.2%
% of Patients satisfied with the dentistry they have received	36	39	92.3%	92.0%	93.1%	92.8%
% of Patients satisfied with the time they had to wait for an appointment	37	39	94.9%	88.8%	89.5%	88.7%

* This is based on patients treated on this contract for their most recent course of treatment. Figures in italics indicate the base number of FP17s or Patient Questionnaire responses are less than 100. N/A is shown where the base number of responses is less than 10 during the period. % is calculated as Quantity/Base number*100

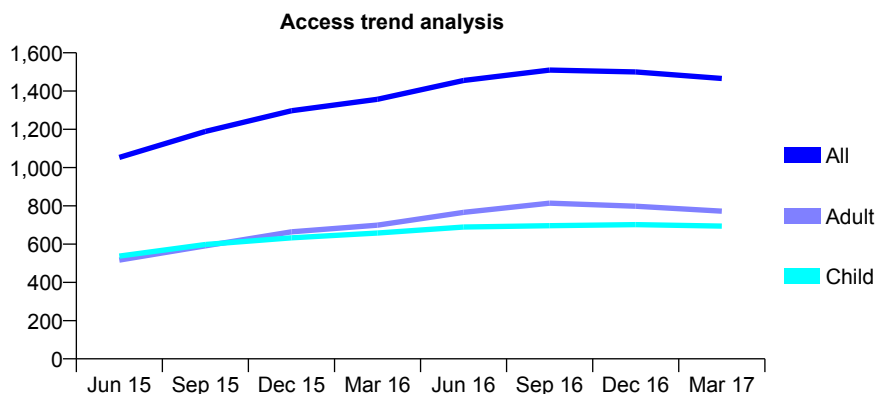
Q45 - Vital Signs At a Glance Contract Report for 176737/0001 - Year end March 2017

Name or company name	Springs Dental Practice
Contract type name	GDS Contract
Purpose of contract	General
Contract start date	17/10/2013
Contract end date	

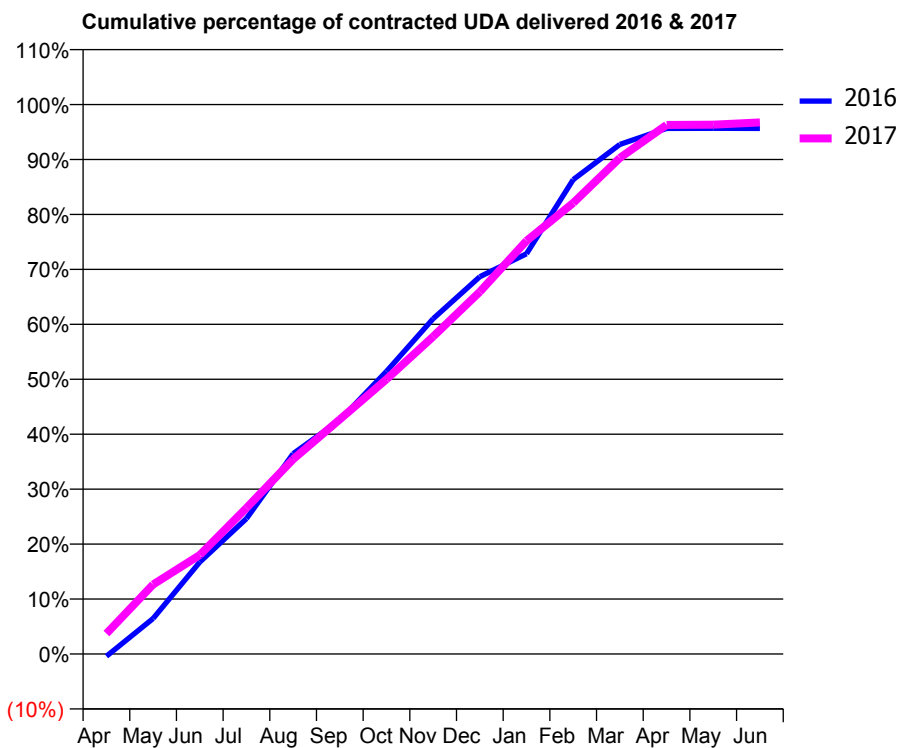
16/17 Contracted general activity (UDA)	5,000
Carry forward general activity (UDA)	0
16/17 Contracted orthodontic activity (UOA)	0
Carry forward orthodontic activity (UOA)	0
Baseline contract value	£105,763.59

ACCESS*

Patients seen in 24 months	Total	Change since previous quarter
Quarter ending March 2016	1,357	
Quarter ending June 2016	1,455	↑
Quarter ending September 2016	1,510	↑
Quarter ending December 2016	1,500	→
Quarter ending March 2017	1,466	↓
Variance since March 2016	8.0%	↑



ACTIVITY



Month	Adjusted Scheduled Activity (UDA)	
	2016	2017
April	-21	186
May	323	633
June	837	901
July	1,233	1,329
August	1,823	1,772
September	2,129	2,134
October	2,571	2,500
November	3,051	2,888
December	3,433	3,296
January	3,642	3,760
February	4,316	4,104
March	4,636	4,514
April	4,783	4,813
May	4,784	4,817
June	4,783	4,838

QUALITY

	Quantity	Base Number	Contract	AT	Region	England
% of FP17s for the same patient ID Re-attending within 3 months - Children	139	1,098	12.7%	13.0%	13.3%	12.3%
% of FP17s for the same patient ID Re-attending within 3 months - Adults	209	895	23.4%	16.3%	17.3%	16.7%
% of FP17s for the same patient ID Re-attending between 3 & 9 months - Children	594	1,098	54.1%	54.5%	58.9%	57.6%
% of FP17s for the same patient ID Re-attending between 3 & 9 months - Adults	342	895	38.2%	50.2%	52.2%	50.1%
% of FP17s for Band 1 Urgent Courses	193	2,046	9.4%	8.8%	9.2%	9.1%
% of FP17s Relating to Free Repair or Replacements	5	2,046	0.2%	1.3%	1.0%	0.8%
% of FP17s Relating to Continuations	4	2,046	0.2%	1.7%	1.4%	1.2%
% of Patients satisfied with the dentistry they have received	2	3	N/A	92.0%	93.1%	92.8%
% of Patients satisfied with the time they had to wait for an appointment	3	3	N/A	88.8%	89.5%	88.7%

* This is based on patients treated on this contract for their most recent course of treatment. Figures in italics indicate the base number of FP17s or Patient Questionnaire responses are less than 100. N/A is shown where the base number of responses is less than 10 during the period. % is calculated as Quantity/Base number*100

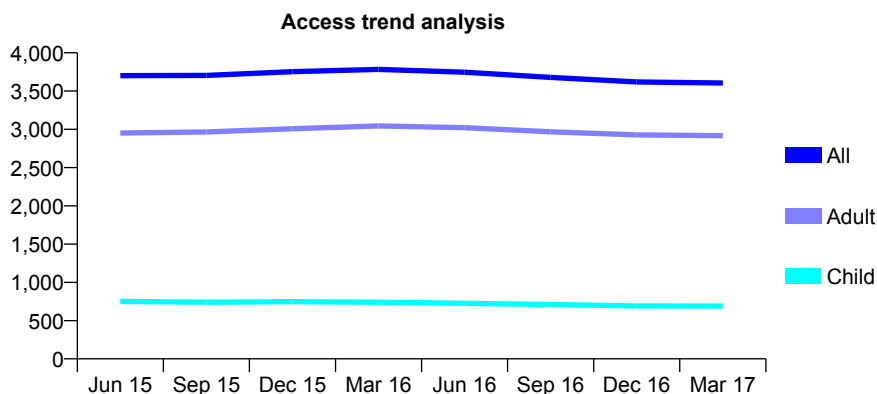
Q45 - Vital Signs At a Glance Contract Report for 177229/0001 - Year end March 2017

Name or company name	Bishop Auckland Partnership
Contract type name	GDS Contract
Purpose of contract	General
Contract start date	01/07/2013
Contract end date	

16/17 Contracted general activity (UDA)	13,273
Carry forward general activity (UDA)	0
16/17 Contracted orthodontic activity (UOA)	0
Carry forward orthodontic activity (UOA)	0
Baseline contract value	£302,003.38

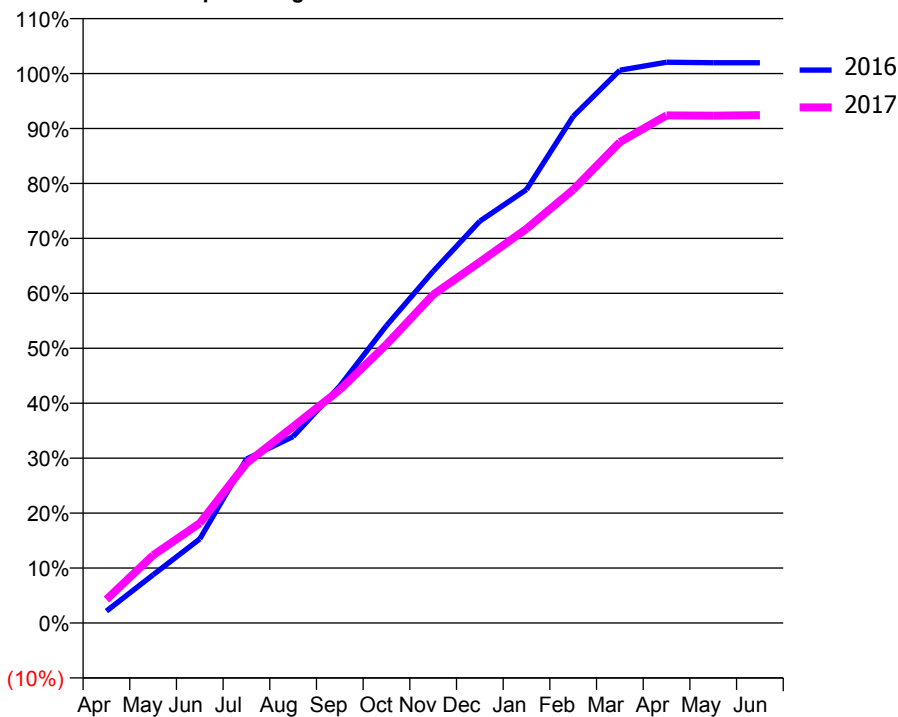
ACCESS*

Patients seen in 24 months	Total	Change since previous quarter
Quarter ending March 2016	3,783	
Quarter ending June 2016	3,747	→
Quarter ending September 2016	3,679	↓
Quarter ending December 2016	3,619	↓
Quarter ending March 2017	3,605	→
Variance since March 2016	(4.7%)	↓



ACTIVITY

Cumulative percentage of contracted UDA delivered 2016 & 2017



Month	Adjusted Scheduled Activity (UDA)	
	2016	2017
April	288	569
May	1,166	1,638
June	2,031	2,411
July	3,959	3,859
August	4,503	4,744
September	5,726	5,636
October	7,184	6,729
November	8,496	7,932
December	9,706	8,719
January	10,470	9,521
February	12,237	10,466
March	13,354	11,618
April	13,545	12,261
May	13,533	12,255
June	13,534	12,266

QUALITY

	Quantity	Base Number	Contract	AT	Region	England
% of FP17s for the same patient ID Re-attending within 3 months - Children	106	1,120	9.5%	13.0%	13.3%	12.3%
% of FP17s for the same patient ID Re-attending within 3 months - Adults	797	4,410	18.1%	16.3%	17.3%	16.7%
% of FP17s for the same patient ID Re-attending between 3 & 9 months - Children	678	1,120	60.5%	54.5%	58.9%	57.6%
% of FP17s for the same patient ID Re-attending between 3 & 9 months - Adults	2,553	4,410	57.9%	50.2%	52.2%	50.1%
% of FP17s for Band 1 Urgent Courses	574	5,731	10.0%	8.8%	9.2%	9.1%
% of FP17s Relating to Free Repair or Replacements	110	5,731	1.9%	1.3%	1.0%	0.8%
% of FP17s Relating to Continuations	61	5,731	1.1%	1.7%	1.4%	1.2%
% of Patients satisfied with the dentistry they have received	13	15	86.7%	92.0%	93.1%	92.8%
% of Patients satisfied with the time they had to wait for an appointment	13	15	86.7%	88.8%	89.5%	88.7%

* This is based on patients treated on this contract for their most recent course of treatment. Figures in italics indicate the base number of FP17s or Patient Questionnaire responses are less than 100. N/A is shown where the base number of responses is less than 10 during the period. % is calculated as Quantity/Base number*100

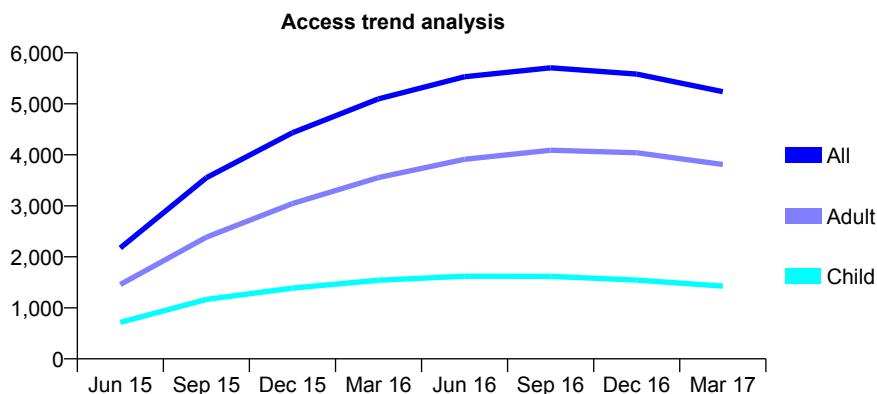
Q45 - Vital Signs At a Glance Contract Report for 177334/0001 - Year end March 2017

Name or company name	Ingleby Meadow Dental Practice Partnershi
Contract type name	GDS Contract
Purpose of contract	General
Contract start date	04/03/2015
Contract end date	

16/17 Contracted general activity (UDA)	14,808
Carry forward general activity (UDA)	0
16/17 Contracted orthodontic activity (UOA)	0
Carry forward orthodontic activity (UOA)	0
Baseline contract value	£382,510.49

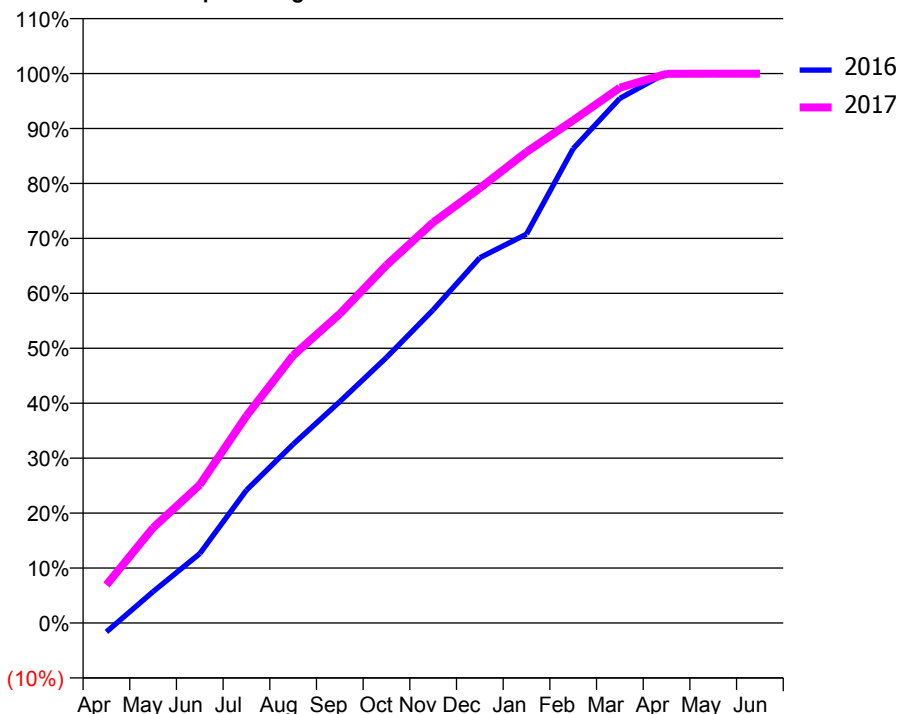
ACCESS*

Patients seen in 24 months	Total	Change since previous quarter
Quarter ending March 2016	5,096	
Quarter ending June 2016	5,531	↑
Quarter ending September 2016	5,705	↑
Quarter ending December 2016	5,584	↓
Quarter ending March 2017	5,238	↓
Variance since March 2016	2.8%	↑



ACTIVITY

Cumulative percentage of contracted UDA delivered 2016 & 2017



Month	Adjusted Scheduled Activity (UDA)	
	2016	2017
April	-244	1,028
May	845	2,566
June	1,871	3,724
July	3,580	5,582
August	4,817	7,209
September	5,967	8,331
October	7,155	9,645
November	8,438	10,796
December	9,844	11,720
January	10,480	12,693
February	12,783	13,547
March	14,139	14,427
April	14,826	14,801
May	14,829	14,802
June	14,832	14,802

QUALITY

	Quantity	Base Number	Contract	AT	Region	England
% of FP17s for the same patient ID Re-attending within 3 months - Children	156	2,075	7.5%	13.0%	13.3%	12.3%
% of FP17s for the same patient ID Re-attending within 3 months - Adults	890	5,202	17.1%	16.3%	17.3%	16.7%
% of FP17s for the same patient ID Re-attending between 3 & 9 months - Children	1,169	2,075	56.3%	54.5%	58.9%	57.6%
% of FP17s for the same patient ID Re-attending between 3 & 9 months - Adults	2,578	5,202	49.6%	50.2%	52.2%	50.1%
% of FP17s for Band 1 Urgent Courses	601	7,136	8.4%	8.8%	9.2%	9.1%
% of FP17s Relating to Free Repair or Replacements	129	7,136	1.8%	1.3%	1.0%	0.8%
% of FP17s Relating to Continuations	261	7,136	3.7%	1.7%	1.4%	1.2%
% of Patients satisfied with the dentistry they have received	18	21	85.7%	92.0%	93.1%	92.8%
% of Patients satisfied with the time they had to wait for an appointment	15	21	71.4%	88.8%	89.5%	88.7%

* This is based on patients treated on this contract for their most recent course of treatment. Figures in italics indicate the base number of FP17s or Patient Questionnaire responses are less than 100. N/A is shown where the base number of responses is less than 10 during the period. % is calculated as Quantity/Base number*100

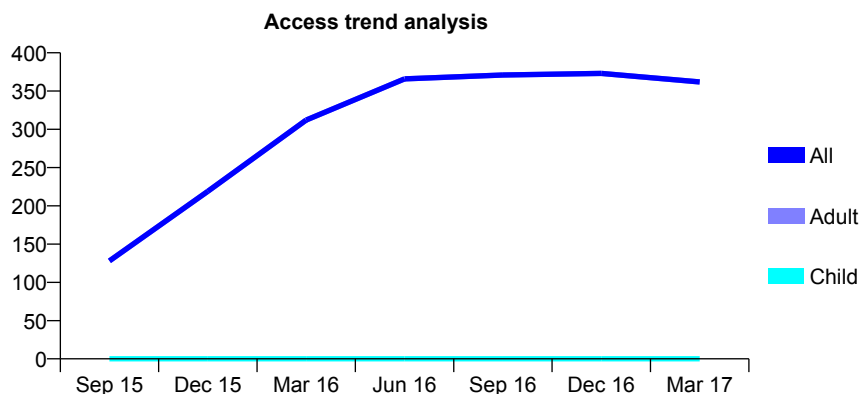
Q45 - Vital Signs At a Glance Contract Report for 179302/0001 - Year end March 2017

Name or company name	Mr MA Hyder - Prison Dental Services
Contract type name	PDS Plus Contract
Purpose of contract	General
Contract start date	01/04/2015
Contract end date	31/03/2020

16/17 Contracted general activity (UDA)	14,728
Carry forward general activity (UDA)	0
16/17 Contracted orthodontic activity (UOA)	0
Carry forward orthodontic activity (UOA)	0
Baseline contract value	£466,003.80

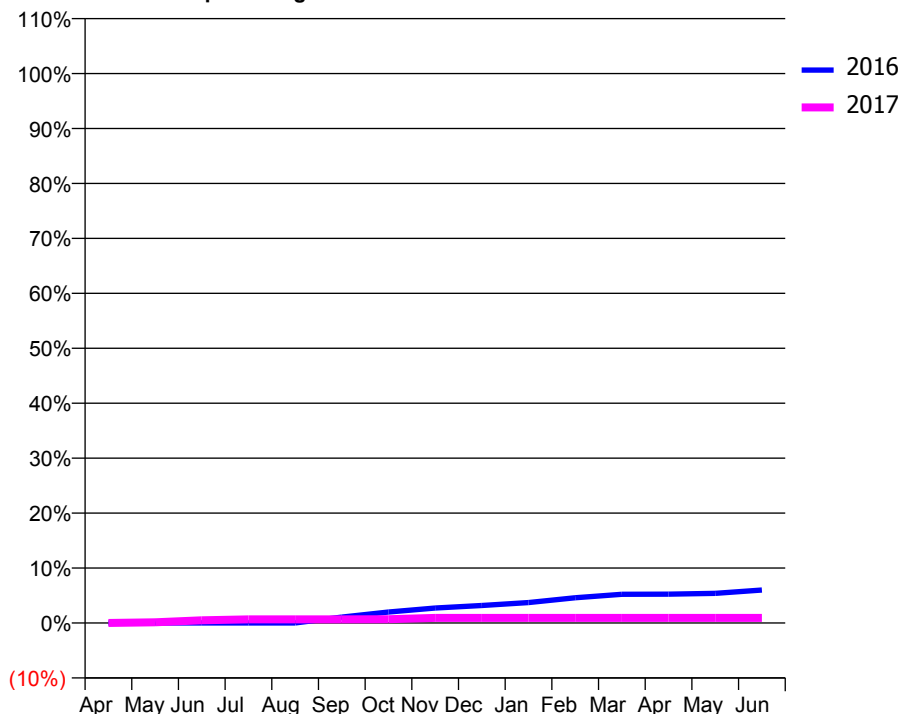
ACCESS*

Patients seen in 24 months	Total	Change since previous quarter
Quarter ending March 2016	312	
Quarter ending June 2016	366	↑
Quarter ending September 2016	371	→
Quarter ending December 2016	373	→
Quarter ending March 2017	362	↓
Variance since March 2016	16.0%	↑



ACTIVITY

Cumulative percentage of contracted UDA delivered 2016 & 2017



Month	Adjusted Scheduled Activity (UDA)	
	2016	2017
April	0	0
May	0	20
June	0	74
July	0	97
August	0	97
September	191	97
October	351	100
November	478	139
December	560	139
January	655	139
February	806	139
March	917	139
April	923	139
May	948	139
June	1,053	139

QUALITY

	Quantity	Base Number	Contract	AT	Region	England
% of FP17s for the same patient ID Re-attending within 3 months - Children	0	0	N/A	13.0%	13.3%	12.3%
% of FP17s for the same patient ID Re-attending within 3 months - Adults	25	125	20.0%	16.3%	17.3%	16.7%
% of FP17s for the same patient ID Re-attending between 3 & 9 months - Children	0	0	N/A	54.5%	58.9%	57.6%
% of FP17s for the same patient ID Re-attending between 3 & 9 months - Adults	7	125	5.6%	50.2%	52.2%	50.1%
% of FP17s for Band 1 Urgent Courses	46	67	68.7%	8.8%	9.2%	9.1%
% of FP17s Relating to Free Repair or Replacements	0	67	0.0%	1.3%	1.0%	0.8%
% of FP17s Relating to Continuations	0	67	0.0%	1.7%	1.4%	1.2%
% of Patients satisfied with the dentistry they have received	0	0	N/A	92.0%	93.1%	92.8%
% of Patients satisfied with the time they had to wait for an appointment	0	0	N/A	88.8%	89.5%	88.7%

* This is based on patients treated on this contract for their most recent course of treatment. Figures in italics indicate the base number of FP17s or Patient Questionnaire responses are less than 100. N/A is shown where the base number of responses is less than 10 during the period. % is calculated as Quantity/Base number*100

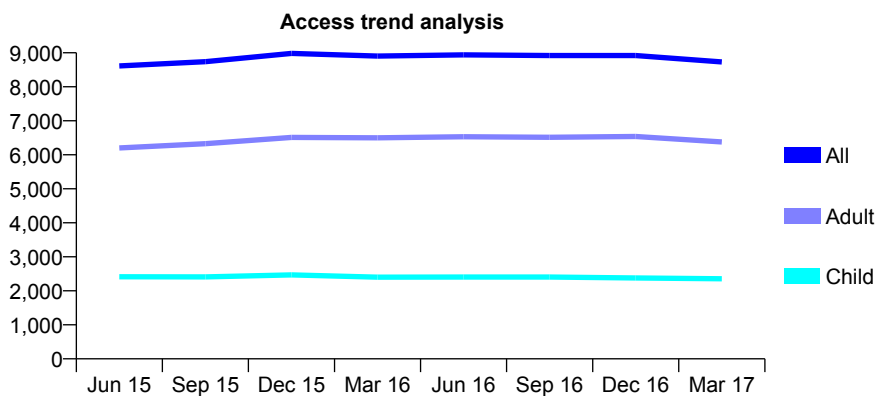
Q45 - Vital Signs At a Glance Contract Report for 179523/0002 - Year end March 2017

Name or company name	Jeyarajan Dental Care Ltd.
Contract type name	GDS Contract
Purpose of contract	General
Contract start date	01/04/2009
Contract end date	

16/17 Contracted general activity (UDA)	24,500
Carry forward general activity (UDA)	0
16/17 Contracted orthodontic activity (UOA)	0
Carry forward orthodontic activity (UOA)	0
Baseline contract value	£702,349.53

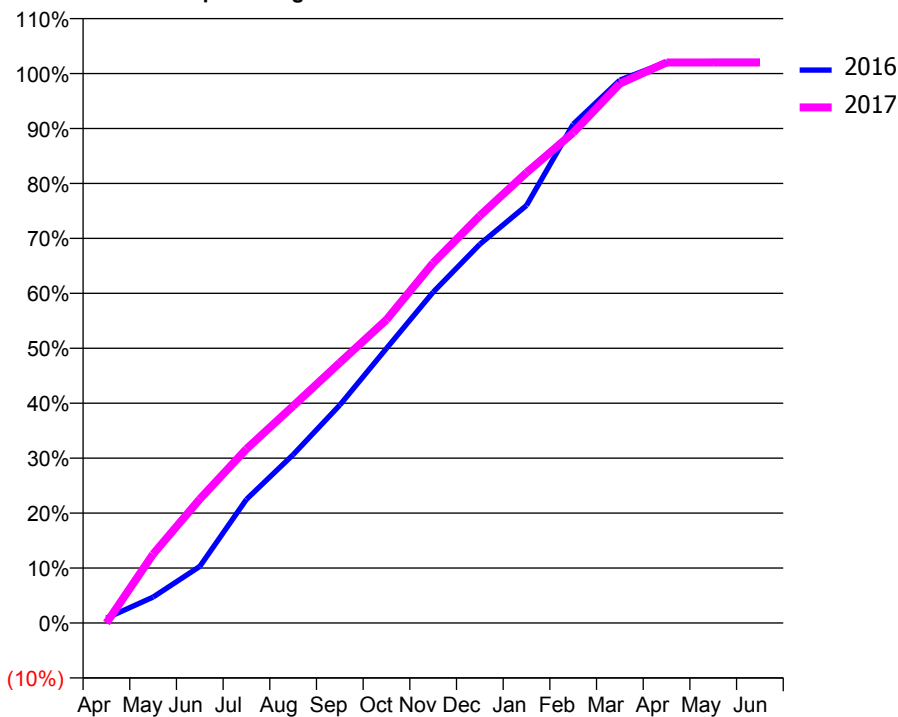
ACCESS*

Patients seen in 24 months	Total	Change since previous quarter
Quarter ending March 2016	8,902	
Quarter ending June 2016	8,938	→
Quarter ending September 2016	8,920	→
Quarter ending December 2016	8,920	→
Quarter ending March 2017	8,732	↓
Variance since March 2016	(1.9%)	↓



ACTIVITY

Cumulative percentage of contracted UDA delivered 2016 & 2017



Month	Adjusted Scheduled Activity (UDA)	
	2016	2017
April	217	0
May	1,156	3,069
June	2,526	5,523
July	5,516	7,762
August	7,506	9,676
September	9,717	11,607
October	12,246	13,520
November	14,754	16,057
December	16,891	18,159
January	18,616	20,081
February	22,241	21,862
March	24,206	24,052
April	25,009	24,989
May	25,031	24,989
June	25,031	24,989

QUALITY

	Quantity	Base Number	Contract	AT	Region	England
% of FP17s for the same patient ID Re-attending within 3 months - Children	262	2,634	9.9%	13.0%	13.3%	12.3%
% of FP17s for the same patient ID Re-attending within 3 months - Adults	1,162	7,030	16.5%	16.3%	17.3%	16.7%
% of FP17s for the same patient ID Re-attending between 3 & 9 months - Children	925	2,634	35.1%	54.5%	58.9%	57.6%
% of FP17s for the same patient ID Re-attending between 3 & 9 months - Adults	2,740	7,030	39.0%	50.2%	52.2%	50.1%
% of FP17s for Band 1 Urgent Courses	1,152	9,673	11.9%	8.8%	9.2%	9.1%
% of FP17s Relating to Free Repair or Replacements	270	9,673	2.8%	1.3%	1.0%	0.8%
% of FP17s Relating to Continuations	58	9,673	0.6%	1.7%	1.4%	1.2%
% of Patients satisfied with the dentistry they have received	10	11	90.9%	92.0%	93.1%	92.8%
% of Patients satisfied with the time they had to wait for an appointment	8	11	72.7%	88.8%	89.5%	88.7%

* This is based on patients treated on this contract for their most recent course of treatment. Figures in italics indicate the base number of FP17s or Patient Questionnaire responses are less than 100. N/A is shown where the base number of responses is less than 10 during the period. % is calculated as Quantity/Base number*100

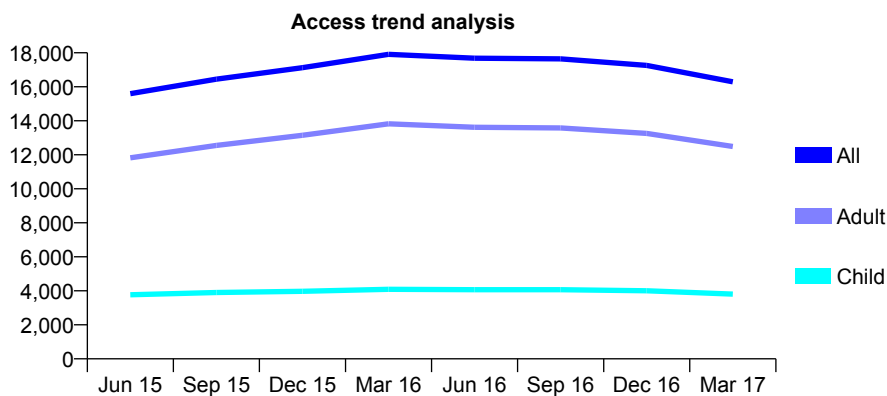
Q45 - Vital Signs At a Glance Contract Report for 186007/0001 - Year end March 2017

Name or company name	Hartlepool Dental Practice Partnership
Contract type name	GDS Contract
Purpose of contract	General
Contract start date	01/04/2014
Contract end date	

16/17 Contracted general activity (UDA)	53,090
Carry forward general activity (UDA)	0
16/17 Contracted orthodontic activity (UOA)	0
Carry forward orthodontic activity (UOA)	0
Baseline contract value	£1,217,090.87

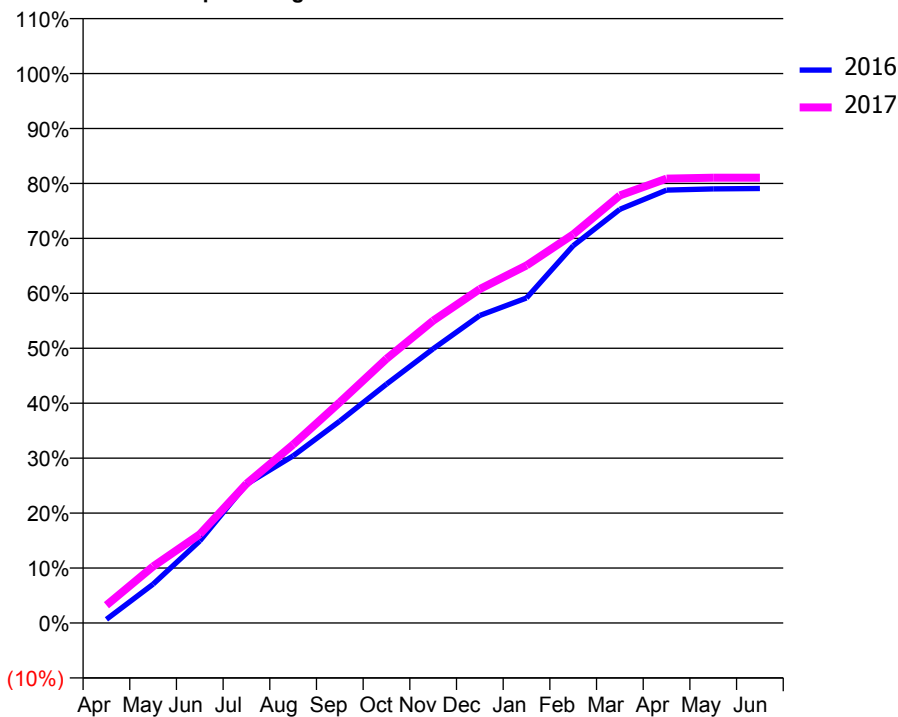
ACCESS*

Patients seen in 24 months	Total	Change since previous quarter
Quarter ending March 2016	17,912	
Quarter ending June 2016	17,685	↓
Quarter ending September 2016	17,647	→
Quarter ending December 2016	17,260	↓
Quarter ending March 2017	16,297	↓
Variance since March 2016	(9.0%)	↓



ACTIVITY

Cumulative percentage of contracted UDA delivered 2016 & 2017



Month	Adjusted Scheduled Activity (UDA)	
	2016	2017
April	453	1,721
May	4,819	5,471
June	10,176	8,579
July	17,190	13,460
August	20,719	17,243
September	25,024	21,333
October	29,600	25,528
November	33,980	29,218
December	38,108	32,265
January	40,274	34,552
February	46,748	37,549
March	51,265	41,307
April	53,651	42,937
May	53,786	43,022
June	53,834	43,022

QUALITY

	Quantity	Base Number	Contract	AT	Region	England
% of FP17s for the same patient ID Re-attending within 3 months - Children	158	4,343	3.6%	13.0%	13.3%	12.3%
% of FP17s for the same patient ID Re-attending within 3 months - Adults	1,224	12,957	9.4%	16.3%	17.3%	16.7%
% of FP17s for the same patient ID Re-attending between 3 & 9 months - Children	1,770	4,343	40.8%	54.5%	58.9%	57.6%
% of FP17s for the same patient ID Re-attending between 3 & 9 months - Adults	6,089	12,957	47.0%	50.2%	52.2%	50.1%
% of FP17s for Band 1 Urgent Courses	462	17,016	2.7%	8.8%	9.2%	9.1%
% of FP17s Relating to Free Repair or Replacements	98	17,016	0.6%	1.3%	1.0%	0.8%
% of FP17s Relating to Continuations	234	17,016	1.4%	1.7%	1.4%	1.2%
% of Patients satisfied with the dentistry they have received	47	52	90.4%	92.0%	93.1%	92.8%
% of Patients satisfied with the time they had to wait for an appointment	44	52	84.6%	88.8%	89.5%	88.7%

* This is based on patients treated on this contract for their most recent course of treatment. Figures in italics indicate the base number of FP17s or Patient Questionnaire responses are less than 100. N/A is shown where the base number of responses is less than 10 during the period. % is calculated as Quantity/Base number*100

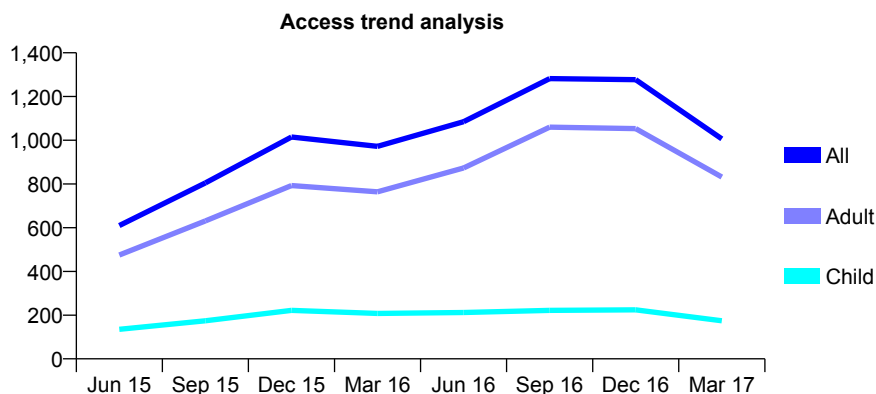
Q45 - Vital Signs At a Glance Contract Report for 192589/0001 - Year end March 2017

Name or company name	Novident Dental Practice
Contract type name	GDS Contract
Purpose of contract	General
Contract start date	01/11/2014
Contract end date	

16/17 Contracted general activity (UDA)	3,500
Carry forward general activity (UDA)	29
16/17 Contracted orthodontic activity (UOA)	0
Carry forward orthodontic activity (UOA)	0
Baseline contract value	£75,148.30

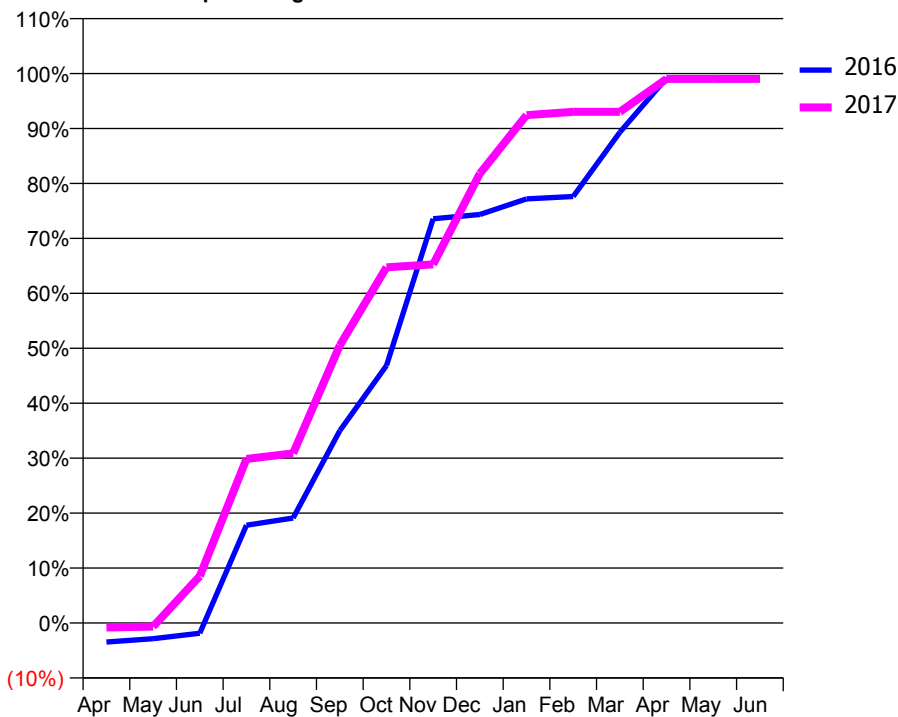
ACCESS*

Patients seen in 24 months	Total	Change since previous quarter
Quarter ending March 2016	972	
Quarter ending June 2016	1,085	↑
Quarter ending September 2016	1,282	↑
Quarter ending December 2016	1,277	→
Quarter ending March 2017	1,006	↓
Variance since March 2016	3.5%	↑



ACTIVITY

Cumulative percentage of contracted UDA delivered 2016 & 2017



Adjusted Scheduled Activity (UDA)

Month	2016	2017
April	-122	-29
May	-101	-23
June	-66	299
July	623	1,045
August	669	1,081
September	1,226	1,769
October	1,640	2,266
November	2,575	2,285
December	2,602	2,862
January	2,702	3,235
February	2,717	3,256
March	3,126	3,256
April	3,471	3,466
May	3,471	3,466
June	3,471	3,466

QUALITY

	Quantity	Base Number	Contract	AT	Region	England
% of FP17s for the same patient ID Re-attending within 3 months - Children	4	223	1.8%	13.0%	13.3%	12.3%
% of FP17s for the same patient ID Re-attending within 3 months - Adults	30	966	3.1%	16.3%	17.3%	16.7%
% of FP17s for the same patient ID Re-attending between 3 & 9 months - Children	25	223	11.2%	54.5%	58.9%	57.6%
% of FP17s for the same patient ID Re-attending between 3 & 9 months - Adults	113	966	11.7%	50.2%	52.2%	50.1%
% of FP17s for Band 1 Urgent Courses	14	1,147	1.2%	8.8%	9.2%	9.1%
% of FP17s Relating to Free Repair or Replacements	11	1,147	1.0%	1.3%	1.0%	0.8%
% of FP17s Relating to Continuations	6	1,147	0.5%	1.7%	1.4%	1.2%
% of Patients satisfied with the dentistry they have received	2	3	N/A	92.0%	93.1%	92.8%
% of Patients satisfied with the time they had to wait for an appointment	3	3	N/A	88.8%	89.5%	88.7%

* This is based on patients treated on this contract for their most recent course of treatment. Figures in italics indicate the base number of FP17s or Patient Questionnaire responses are less than 100. N/A is shown where the base number of responses is less than 10 during the period. % is calculated as Quantity/Base number*100

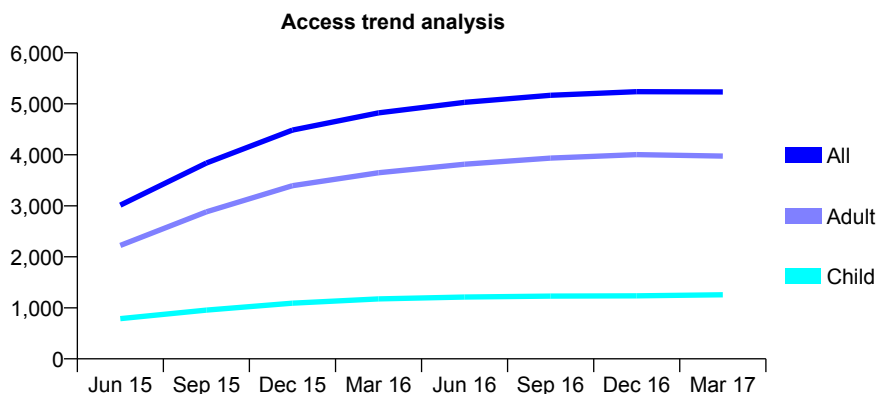
Q45 - Vital Signs At a Glance Contract Report for 193771/0001 - Year end March 2017

Name or company name	Thornaby Dental Centre
Contract type name	GDS Contract
Purpose of contract	General
Contract start date	01/01/2015
Contract end date	

16/17 Contracted general activity (UDA)	20,325
Carry forward general activity (UDA)	0
16/17 Contracted orthodontic activity (UOA)	0
Carry forward orthodontic activity (UOA)	0
Baseline contract value	£438,598.07

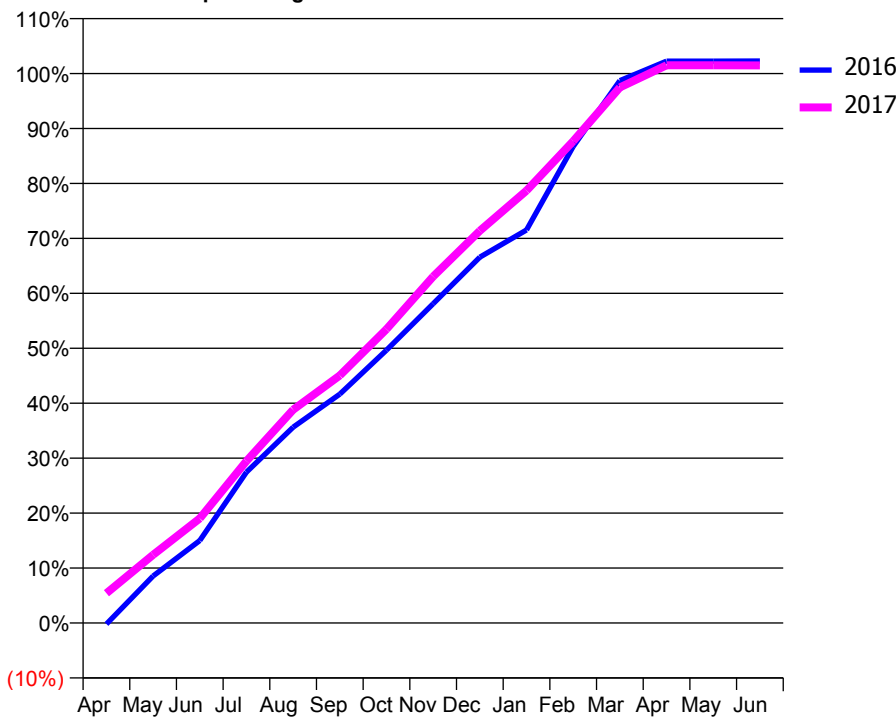
ACCESS*

Patients seen in 24 months	Total	Change since previous quarter
Quarter ending March 2016	4,823	
Quarter ending June 2016	5,029	↑
Quarter ending September 2016	5,167	↑
Quarter ending December 2016	5,239	→
Quarter ending March 2017	5,232	→
Variance since March 2016	8.5%	↑



ACTIVITY

Cumulative percentage of contracted UDA delivered 2016 & 2017



Month	Adjusted Scheduled Activity (UDA)	
	2016	2017
April	-43	1,103
May	1,737	2,521
June	3,052	3,869
July	5,583	5,988
August	7,245	7,890
September	8,467	9,159
October	10,094	10,869
November	11,811	12,817
December	13,529	14,506
January	14,536	15,992
February	17,628	17,822
March	20,060	19,812
April	20,783	20,627
May	20,783	20,629
June	20,785	20,626

QUALITY

	Quantity	Base Number	Contract	AT	Region	England
% of FP17s for the same patient ID Re-attending within 3 months - Children	114	2,100	5.4%	13.0%	13.3%	12.3%
% of FP17s for the same patient ID Re-attending within 3 months - Adults	1,143	7,008	16.3%	16.3%	17.3%	16.7%
% of FP17s for the same patient ID Re-attending between 3 & 9 months - Children	1,393	2,100	66.3%	54.5%	58.9%	57.6%
% of FP17s for the same patient ID Re-attending between 3 & 9 months - Adults	4,455	7,008	63.6%	50.2%	52.2%	50.1%
% of FP17s for Band 1 Urgent Courses	105	9,154	1.1%	8.8%	9.2%	9.1%
% of FP17s Relating to Free Repair or Replacements	133	9,154	1.5%	1.3%	1.0%	0.8%
% of FP17s Relating to Continuations	494	9,154	5.4%	1.7%	1.4%	1.2%
% of Patients satisfied with the dentistry they have received	19	21	90.5%	92.0%	93.1%	92.8%
% of Patients satisfied with the time they had to wait for an appointment	18	21	85.7%	88.8%	89.5%	88.7%

* This is based on patients treated on this contract for their most recent course of treatment. Figures in italics indicate the base number of FP17s or Patient Questionnaire responses are less than 100. N/A is shown where the base number of responses is less than 10 during the period. % is calculated as Quantity/Base number*100

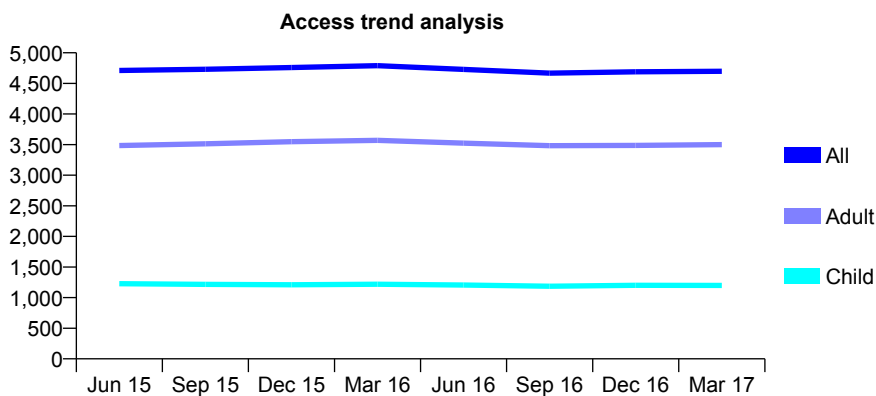
Q45 - Vital Signs At a Glance Contract Report for 194344/0001 - Year end March 2017

Name or company name	N & N Dental Group
Contract type name	GDS Contract
Purpose of contract	General
Contract start date	02/04/2013
Contract end date	

16/17 Contracted general activity (UDA)	13,000
Carry forward general activity (UDA)	0
16/17 Contracted orthodontic activity (UOA)	0
Carry forward orthodontic activity (UOA)	0
Baseline contract value	£404,693.68

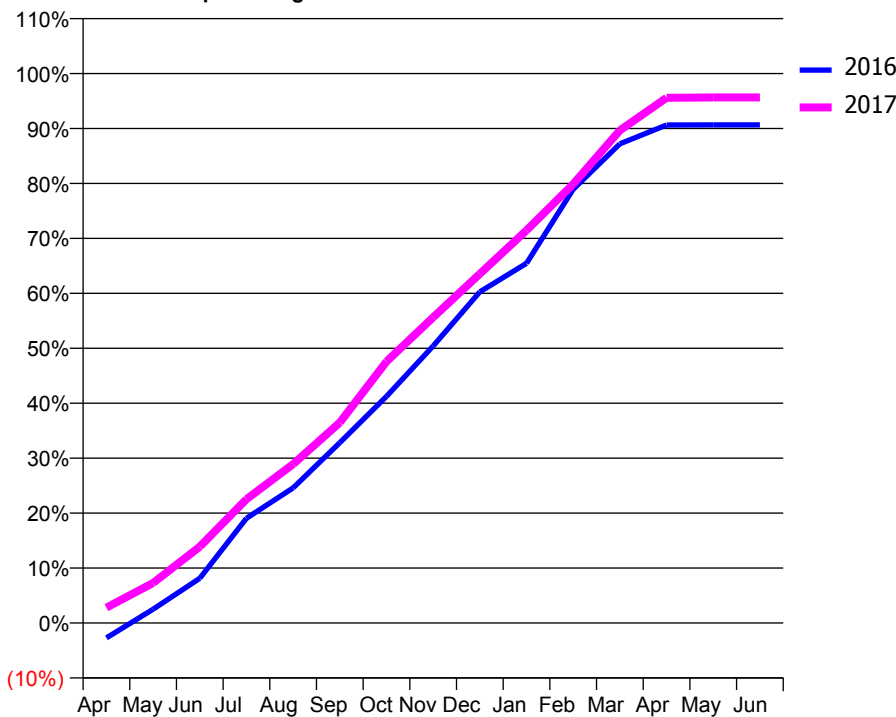
ACCESS*

Patients seen in 24 months	Total	Change since previous quarter
Quarter ending March 2016	4,789	
Quarter ending June 2016	4,728	↓
Quarter ending September 2016	4,668	↓
Quarter ending December 2016	4,689	→
Quarter ending March 2017	4,699	→
Variance since March 2016	(1.9%)	↓



ACTIVITY

Cumulative percentage of contracted UDA delivered 2016 & 2017



Month	Adjusted Scheduled Activity (UDA)	
	2016	2017
April	-356	366
May	326	948
June	1,059	1,806
July	2,479	2,928
August	3,198	3,759
September	4,266	4,744
October	5,361	6,186
November	6,555	7,231
December	7,835	8,260
January	8,510	9,288
February	10,261	10,385
March	11,338	11,654
April	11,781	12,426
May	11,784	12,433
June	11,784	12,433

QUALITY

	Quantity	Base Number	Contract	AT	Region	England
% of FP17s for the same patient ID Re-attending within 3 months - Children	97	1,585	6.1%	13.0%	13.3%	12.3%
% of FP17s for the same patient ID Re-attending within 3 months - Adults	381	3,861	9.9%	16.3%	17.3%	16.7%
% of FP17s for the same patient ID Re-attending between 3 & 9 months - Children	779	1,585	49.1%	54.5%	58.9%	57.6%
% of FP17s for the same patient ID Re-attending between 3 & 9 months - Adults	1,779	3,861	46.1%	50.2%	52.2%	50.1%
% of FP17s for Band 1 Urgent Courses	361	5,445	6.6%	8.8%	9.2%	9.1%
% of FP17s Relating to Free Repair or Replacements	61	5,445	1.1%	1.3%	1.0%	0.8%
% of FP17s Relating to Continuations	78	5,445	1.4%	1.7%	1.4%	1.2%
% of Patients satisfied with the dentistry they have received	13	14	92.9%	92.0%	93.1%	92.8%
% of Patients satisfied with the time they had to wait for an appointment	12	14	85.7%	88.8%	89.5%	88.7%

* This is based on patients treated on this contract for their most recent course of treatment. Figures in italics indicate the base number of FP17s or Patient Questionnaire responses are less than 100. N/A is shown where the base number of responses is less than 10 during the period. % is calculated as Quantity/Base number*100

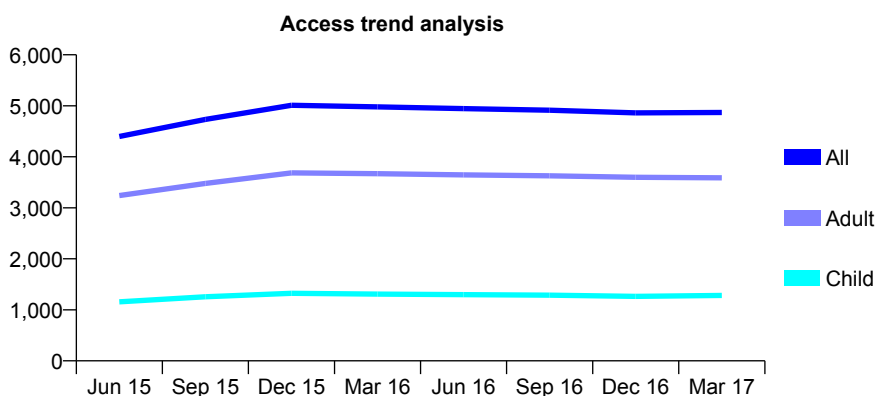
Q45 - Vital Signs At a Glance Contract Report for 195278/0001 - Year end March 2017

Name or company name	The Grainger Stockton, Birtley and Stanley
Contract type name	GDS Contract
Purpose of contract	General
Contract start date	01/02/2014
Contract end date	

16/17 Contracted general activity (UDA)	13,053
Carry forward general activity (UDA)	0
16/17 Contracted orthodontic activity (UOA)	0
Carry forward orthodontic activity (UOA)	0
Baseline contract value	£390,955.33

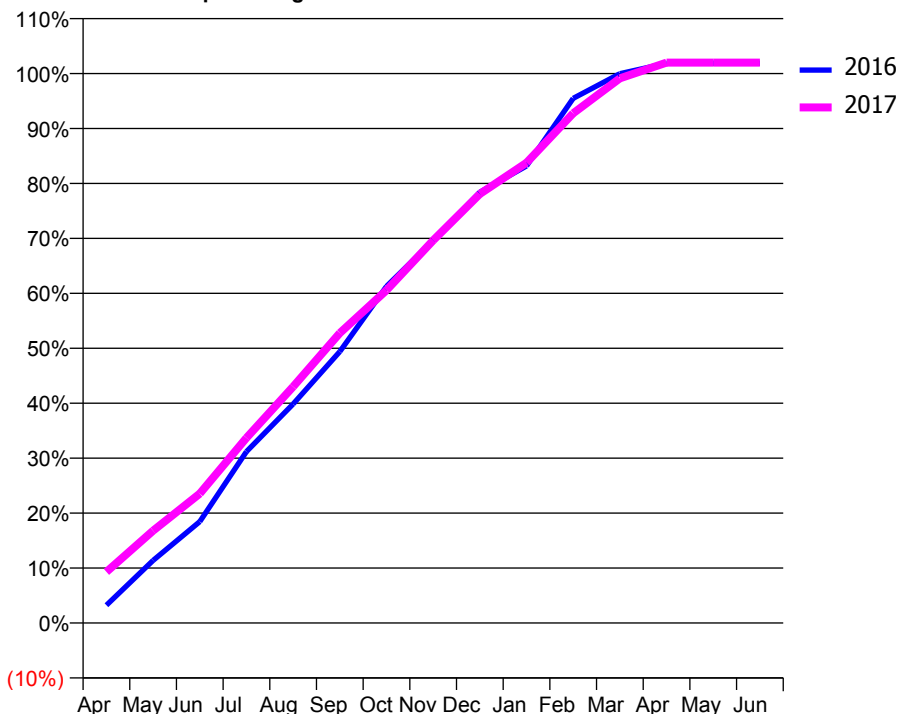
ACCESS*

Patients seen in 24 months	Total	Change since previous quarter
Quarter ending March 2016	4,978	
Quarter ending June 2016	4,944	→
Quarter ending September 2016	4,915	→
Quarter ending December 2016	4,862	↓
Quarter ending March 2017	4,870	→
Variance since March 2016	(2.2%)	↓



ACTIVITY

Cumulative percentage of contracted UDA delivered 2016 & 2017



Month	Adjusted Scheduled Activity (UDA)	
	2016	2017
April	423	1,214
May	1,487	2,195
June	2,408	3,073
July	4,073	4,398
August	5,204	5,615
September	6,449	6,888
October	7,997	7,906
November	9,086	9,091
December	10,232	10,192
January	10,858	10,933
February	12,463	12,107
March	13,050	12,936
April	13,297	13,310
May	13,297	13,310
June	13,297	13,310

QUALITY

	Quantity	Base Number	Contract	AT	Region	England
% of FP17s for the same patient ID Re-attending within 3 months - Children	31	1,659	1.9%	13.0%	13.3%	12.3%
% of FP17s for the same patient ID Re-attending within 3 months - Adults	267	4,424	6.0%	16.3%	17.3%	16.7%
% of FP17s for the same patient ID Re-attending between 3 & 9 months - Children	1,039	1,659	62.6%	54.5%	58.9%	57.6%
% of FP17s for the same patient ID Re-attending between 3 & 9 months - Adults	2,737	4,424	61.9%	50.2%	52.2%	50.1%
% of FP17s for Band 1 Urgent Courses	72	6,086	1.2%	8.8%	9.2%	9.1%
% of FP17s Relating to Free Repair or Replacements	7	6,086	0.1%	1.3%	1.0%	0.8%
% of FP17s Relating to Continuations	41	6,086	0.7%	1.7%	1.4%	1.2%
% of Patients satisfied with the dentistry they have received	13	16	81.3%	92.0%	93.1%	92.8%
% of Patients satisfied with the time they had to wait for an appointment	16	16	100.0%	88.8%	89.5%	88.7%

* This is based on patients treated on this contract for their most recent course of treatment. Figures in italics indicate the base number of FP17s or Patient Questionnaire responses are less than 100. N/A is shown where the base number of responses is less than 10 during the period. % is calculated as Quantity/Base number*100

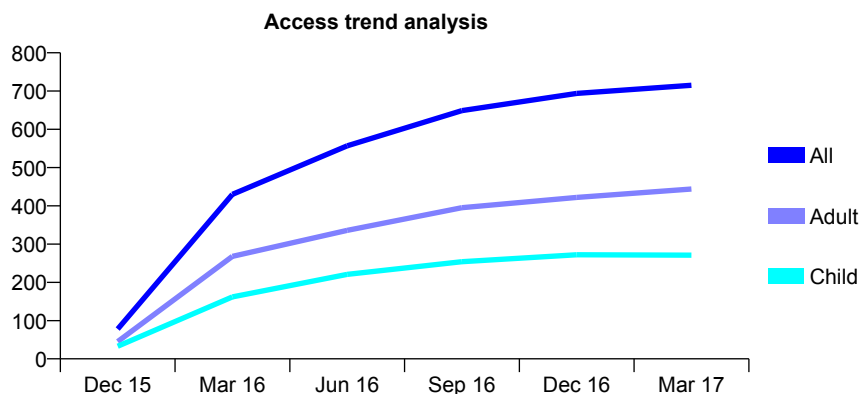
Q45 - Vital Signs At a Glance Contract Report for 198005/0001 - Year end March 2017

Name or company name	Stoney Field Dental Practice
Contract type name	GDS Contract
Purpose of contract	General
Contract start date	01/11/2015
Contract end date	

16/17 Contracted general activity (UDA)	2,853
Carry forward general activity (UDA)	11
16/17 Contracted orthodontic activity (UOA)	0
Carry forward orthodontic activity (UOA)	0
Baseline contract value	£80,703.68

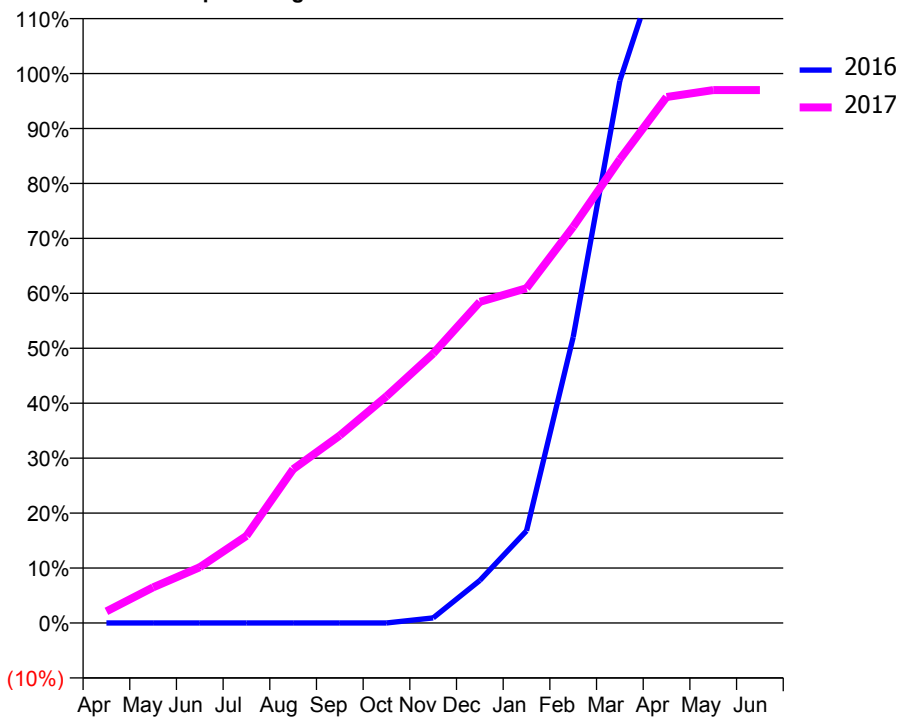
ACCESS*

Patients seen in 24 months	Total	Change since previous quarter
Quarter ending March 2016	430	
Quarter ending June 2016	557	↑
Quarter ending September 2016	649	↑
Quarter ending December 2016	694	↑
Quarter ending March 2017	715	↑
Variance since March 2016	66.3%	↑



ACTIVITY

Cumulative percentage of contracted UDA delivered 2016 & 2017



Month	Adjusted Scheduled Activity (UDA)	
	2016	2017
April	0	61
May	0	185
June	0	290
July	0	452
August	0	798
September	0	974
October	0	1,178
November	11	1,399
December	92	1,667
January	199	1,738
February	617	2,058
March	1,170	2,408
April	1,475	2,731
May	1,478	2,767
June	1,492	2,767

QUALITY

	Quantity	Base Number	Contract	AT	Region	England
% of FP17s for the same patient ID Re-attending within 3 months - Children	18	391	4.6%	13.0%	13.3%	12.3%
% of FP17s for the same patient ID Re-attending within 3 months - Adults	45	606	7.4%	16.3%	17.3%	16.7%
% of FP17s for the same patient ID Re-attending between 3 & 9 months - Children	160	391	40.9%	54.5%	58.9%	57.6%
% of FP17s for the same patient ID Re-attending between 3 & 9 months - Adults	303	606	50.0%	50.2%	52.2%	50.1%
% of FP17s for Band 1 Urgent Courses	30	998	3.0%	8.8%	9.2%	9.1%
% of FP17s Relating to Free Repair or Replacements	8	998	0.8%	1.3%	1.0%	0.8%
% of FP17s Relating to Continuations	13	998	1.3%	1.7%	1.4%	1.2%
% of Patients satisfied with the dentistry they have received	3	3	N/A	92.0%	93.1%	92.8%
% of Patients satisfied with the time they had to wait for an appointment	2	3	N/A	88.8%	89.5%	88.7%

* This is based on patients treated on this contract for their most recent course of treatment. Figures in italics indicate the base number of FP17s or Patient Questionnaire responses are less than 100. N/A is shown where the base number of responses is less than 10 during the period. % is calculated as Quantity/Base number*100

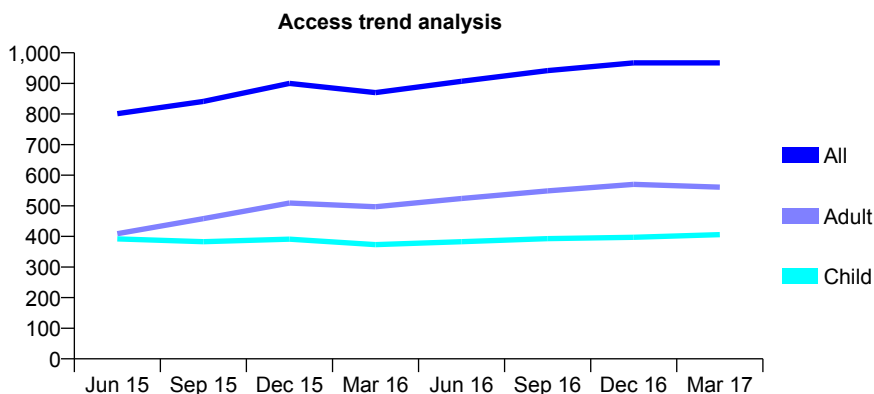
Q45 - Vital Signs At a Glance Contract Report for 199788/0001 - Year end March 2017

Name or company name	Alan Lam Family Dental Practice Ltd.
Contract type name	GDS Contract
Purpose of contract	General
Contract start date	01/04/2009
Contract end date	

16/17 Contracted general activity (UDA)	2,228
Carry forward general activity (UDA)	0
16/17 Contracted orthodontic activity (UOA)	0
Carry forward orthodontic activity (UOA)	0
Baseline contract value	£47,137.65

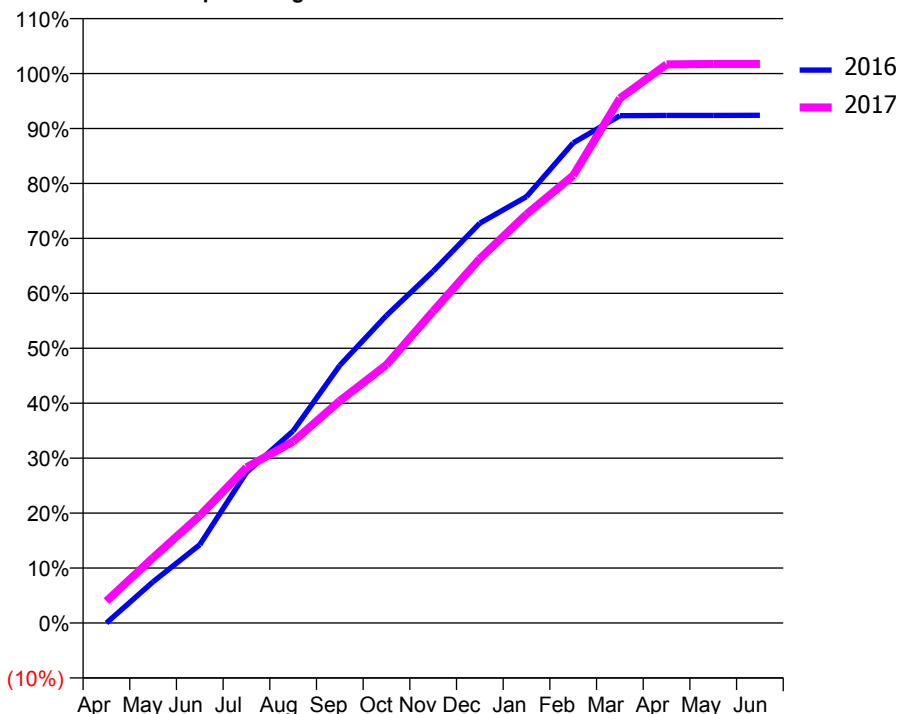
ACCESS*

Patients seen in 24 months	Total	Change since previous quarter
Quarter ending March 2016	870	
Quarter ending June 2016	907	↑
Quarter ending September 2016	942	↑
Quarter ending December 2016	967	↑
Quarter ending March 2017	967	→
Variance since March 2016	11.1%	↑



ACTIVITY

Cumulative percentage of contracted UDA delivered 2016 & 2017



Month	Adjusted Scheduled Activity (UDA)	
	2016	2017
April	0	89
May	168	265
June	318	436
July	611	631
August	779	736
September	1,045	901
October	1,247	1,047
November	1,427	1,264
December	1,621	1,477
January	1,729	1,657
February	1,947	1,815
March	2,057	2,127
April	2,058	2,265
May	2,058	2,267
June	2,059	2,267

QUALITY

	Quantity	Base Number	Contract	AT	Region	England
% of FP17s for the same patient ID Re-attending within 3 months - Children	19	535	3.6%	13.0%	13.3%	12.3%
% of FP17s for the same patient ID Re-attending within 3 months - Adults	42	584	7.2%	16.3%	17.3%	16.7%
% of FP17s for the same patient ID Re-attending between 3 & 9 months - Children	252	535	47.1%	54.5%	58.9%	57.6%
% of FP17s for the same patient ID Re-attending between 3 & 9 months - Adults	263	584	45.0%	50.2%	52.2%	50.1%
% of FP17s for Band 1 Urgent Courses	50	1,179	4.2%	8.8%	9.2%	9.1%
% of FP17s Relating to Free Repair or Replacements	12	1,179	1.0%	1.3%	1.0%	0.8%
% of FP17s Relating to Continuations	6	1,179	0.5%	1.7%	1.4%	1.2%
% of Patients satisfied with the dentistry they have received	0	0	N/A	92.0%	93.1%	92.8%
% of Patients satisfied with the time they had to wait for an appointment	0	0	N/A	88.8%	89.5%	88.7%

* This is based on patients treated on this contract for their most recent course of treatment. Figures in italics indicate the base number of FP17s or Patient Questionnaire responses are less than 100. N/A is shown where the base number of responses is less than 10 during the period. % is calculated as Quantity/Base number*100

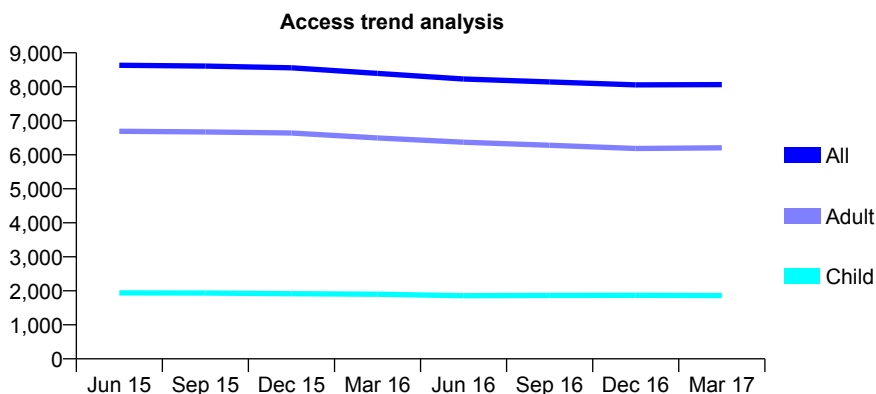
Q45 - Vital Signs At a Glance Contract Report for 203505/0003 - Year end March 2017

Name or company name	MISS J MATHIESON
Contract type name	GDS Contract
Purpose of contract	General
Contract start date	19/12/2011
Contract end date	

16/17 Contracted general activity (UDA)	34,821
Carry forward general activity (UDA)	0
16/17 Contracted orthodontic activity (UOA)	0
Carry forward orthodontic activity (UOA)	0
Baseline contract value	£860,032.19

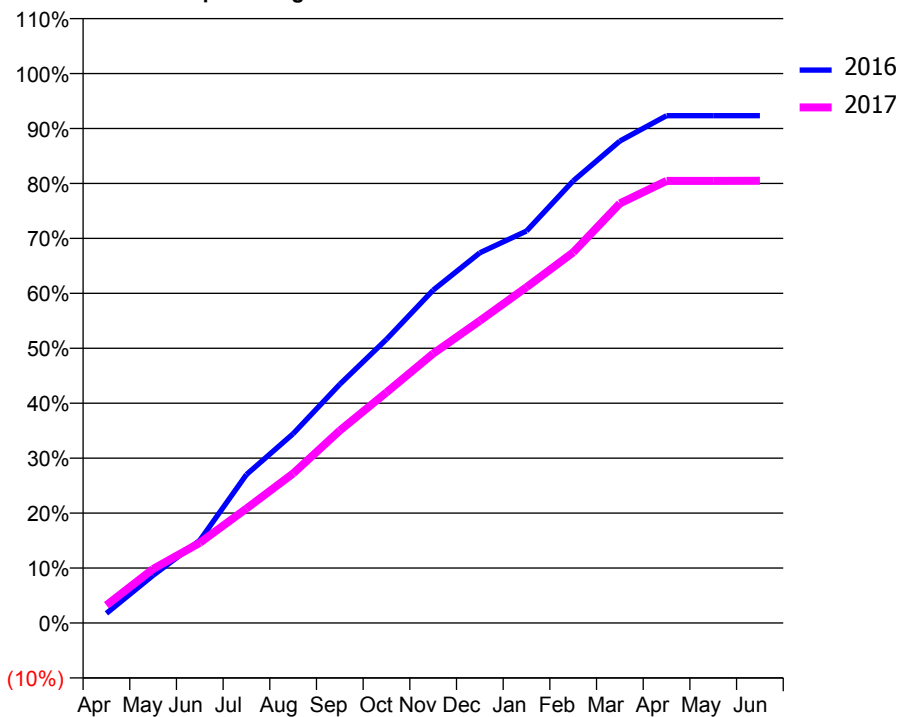
ACCESS*

Patients seen in 24 months	Total	Change since previous quarter
Quarter ending March 2016	8,394	
Quarter ending June 2016	8,229	↓
Quarter ending September 2016	8,145	↓
Quarter ending December 2016	8,055	↓
Quarter ending March 2017	8,066	→
Variance since March 2016	(3.9%)	↓



ACTIVITY

Cumulative percentage of contracted UDA delivered 2016 & 2017



Month	Adjusted Scheduled Activity (UDA)	
	2016	2017
April	574	1,126
May	2,844	3,425
June	4,935	5,086
July	8,870	7,257
August	11,307	9,477
September	14,261	12,194
October	16,947	14,618
November	19,883	17,070
December	22,111	19,155
January	23,409	21,279
February	26,406	23,484
March	28,786	26,587
April	30,303	28,020
May	30,303	28,020
June	30,303	28,023

QUALITY

	Quantity	Base Number	Contract	AT	Region	England
% of FP17s for the same patient ID Re-attending within 3 months - Children	171	2,285	7.5%	13.0%	13.3%	12.3%
% of FP17s for the same patient ID Re-attending within 3 months - Adults	1,294	7,243	17.9%	16.3%	17.3%	16.7%
% of FP17s for the same patient ID Re-attending between 3 & 9 months - Children	1,041	2,285	45.6%	54.5%	58.9%	57.6%
% of FP17s for the same patient ID Re-attending between 3 & 9 months - Adults	3,063	7,243	42.3%	50.2%	52.2%	50.1%
% of FP17s for Band 1 Urgent Courses	1,114	9,486	11.7%	8.8%	9.2%	9.1%
% of FP17s Relating to Free Repair or Replacements	132	9,486	1.4%	1.3%	1.0%	0.8%
% of FP17s Relating to Continuations	226	9,486	2.4%	1.7%	1.4%	1.2%
% of Patients satisfied with the dentistry they have received	26	27	96.3%	92.0%	93.1%	92.8%
% of Patients satisfied with the time they had to wait for an appointment	26	27	96.3%	88.8%	89.5%	88.7%

* This is based on patients treated on this contract for their most recent course of treatment. Figures in italics indicate the base number of FP17s or Patient Questionnaire responses are less than 100. N/A is shown where the base number of responses is less than 10 during the period. % is calculated as Quantity/Base number*100

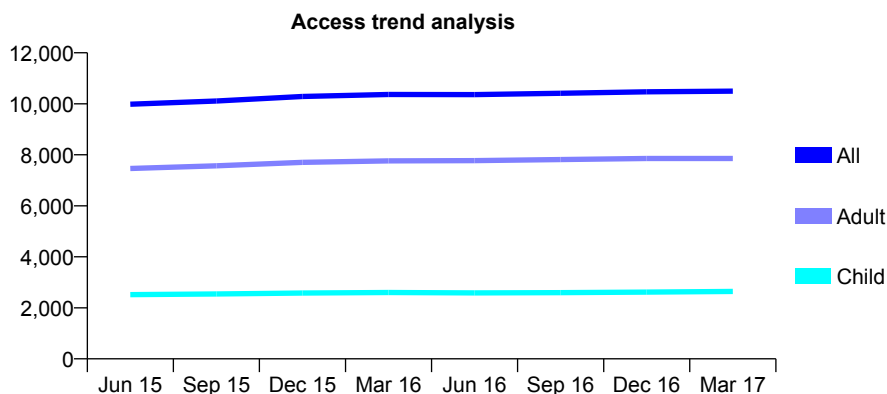
Q45 - Vital Signs At a Glance Contract Report for 209384/0001 - Year end March 2017

Name or company name	MISS L POWELL
Contract type name	GDS Contract
Purpose of contract	General
Contract start date	01/04/2006
Contract end date	

16/17 Contracted general activity (UDA)	30,026
Carry forward general activity (UDA)	661
16/17 Contracted orthodontic activity (UOA)	0
Carry forward orthodontic activity (UOA)	0
Baseline contract value	£686,773.44

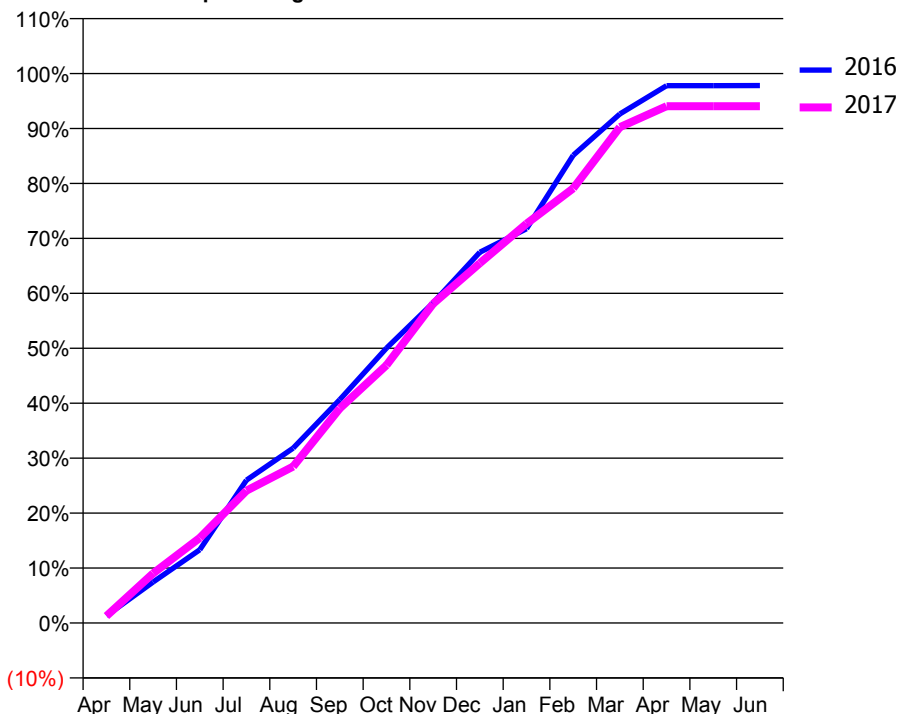
ACCESS*

Patients seen in 24 months	Total	Change since previous quarter
Quarter ending March 2016	10,366	
Quarter ending June 2016	10,362	→
Quarter ending September 2016	10,412	→
Quarter ending December 2016	10,473	→
Quarter ending March 2017	10,496	→
Variance since March 2016	1.3%	→



ACTIVITY

Cumulative percentage of contracted UDA delivered 2016 & 2017



Month	Adjusted Scheduled Activity (UDA)	
	2016	2017
April	400	383
May	2,241	2,712
June	4,004	4,653
July	7,810	7,233
August	9,558	8,553
September	12,209	11,726
October	15,024	14,091
November	17,495	17,447
December	20,263	19,664
January	21,544	21,818
February	25,557	23,749
March	27,815	27,091
April	29,357	28,236
May	29,363	28,241
June	29,365	28,241

QUALITY

	Quantity	Base Number	Contract	AT	Region	England
% of FP17s for the same patient ID Re-attending within 3 months - Children	515	4,313	11.9%	13.0%	13.3%	12.3%
% of FP17s for the same patient ID Re-attending within 3 months - Adults	2,245	11,614	19.3%	16.3%	17.3%	16.7%
% of FP17s for the same patient ID Re-attending between 3 & 9 months - Children	2,322	4,313	53.8%	54.5%	58.9%	57.6%
% of FP17s for the same patient ID Re-attending between 3 & 9 months - Adults	5,664	11,614	48.8%	50.2%	52.2%	50.1%
% of FP17s for Band 1 Urgent Courses	1,932	15,014	12.9%	8.8%	9.2%	9.1%
% of FP17s Relating to Free Repair or Replacements	195	15,014	1.3%	1.3%	1.0%	0.8%
% of FP17s Relating to Continuations	86	15,014	0.6%	1.7%	1.4%	1.2%
% of Patients satisfied with the dentistry they have received	20	22	90.9%	92.0%	93.1%	92.8%
% of Patients satisfied with the time they had to wait for an appointment	18	22	81.8%	88.8%	89.5%	88.7%

* This is based on patients treated on this contract for their most recent course of treatment. Figures in italics indicate the base number of FP17s or Patient Questionnaire responses are less than 100. N/A is shown where the base number of responses is less than 10 during the period. % is calculated as Quantity/Base number*100

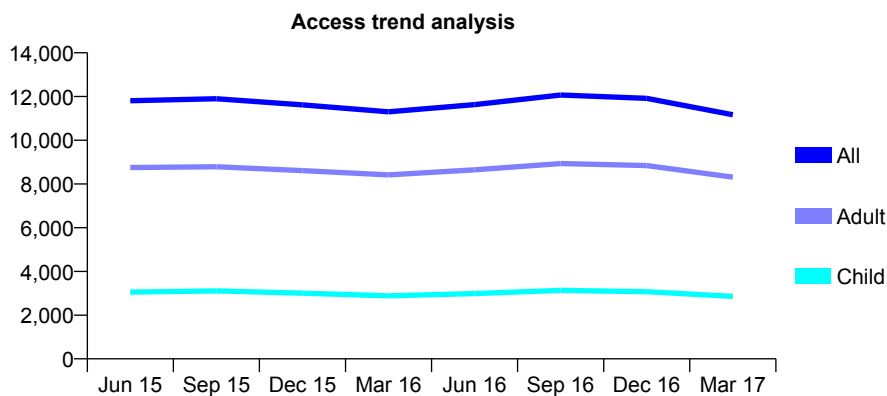
Q45 - Vital Signs At a Glance Contract Report for 210129/0001 - Year end March 2017

Name or company name	Mr B Johnson and Ms F Beaty
Contract type name	GDS Contract
Purpose of contract	General and Orthodontic
Contract start date	01/04/2006
Contract end date	

16/17 Contracted general activity (UDA)	32,845
Carry forward general activity (UDA)	0
16/17 Contracted orthodontic activity (UOA)	316
Carry forward orthodontic activity (UOA)	0
Baseline contract value	£1,049,519.92

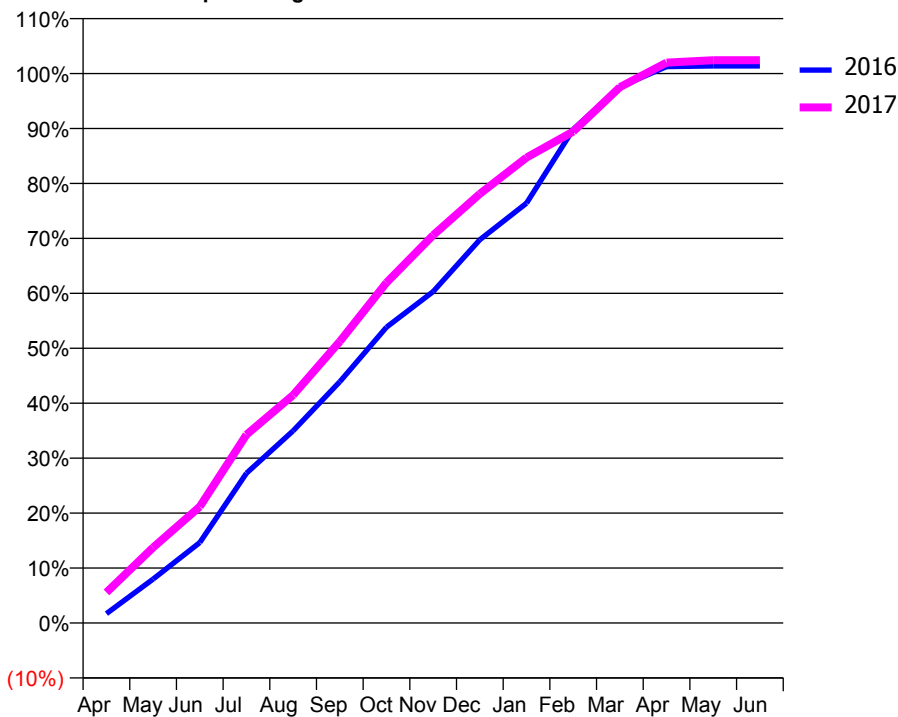
ACCESS*

Patients seen in 24 months	Total	Change since previous quarter
Quarter ending March 2016	11,298	
Quarter ending June 2016	11,630	↑
Quarter ending September 2016	12,068	↑
Quarter ending December 2016	11,914	↓
Quarter ending March 2017	11,169	↓
Variance since March 2016	(1.1%)	↓



ACTIVITY

Cumulative percentage of contracted UDA delivered 2016 & 2017



Month	Adjusted Scheduled Activity (UDA)	
	2016	2017
April	561	1,830
May	2,627	4,518
June	4,808	6,954
July	8,958	11,257
August	11,492	13,622
September	14,425	16,830
October	17,685	20,345
November	19,812	23,184
December	22,909	25,650
January	25,091	27,820
February	29,504	29,374
March	32,045	32,032
April	33,254	33,498
May	33,299	33,639
June	33,299	33,639

QUALITY

	Quantity	Base Number	Contract	AT	Region	England
% of FP17s for the same patient ID Re-attending within 3 months - Children	198	3,553	5.6%	13.0%	13.3%	12.3%
% of FP17s for the same patient ID Re-attending within 3 months - Adults	1,281	9,664	13.3%	16.3%	17.3%	16.7%
% of FP17s for the same patient ID Re-attending between 3 & 9 months - Children	1,475	3,553	41.5%	54.5%	58.9%	57.6%
% of FP17s for the same patient ID Re-attending between 3 & 9 months - Adults	3,675	9,664	38.0%	50.2%	52.2%	50.1%
% of FP17s for Band 1 Urgent Courses	968	12,241	7.9%	8.8%	9.2%	9.1%
% of FP17s Relating to Free Repair or Replacements	171	12,241	1.4%	1.3%	1.0%	0.8%
% of FP17s Relating to Continuations	249	12,241	2.0%	1.7%	1.4%	1.2%
% of Patients satisfied with the dentistry they have received	23	23	100.0%	92.0%	93.1%	92.8%
% of Patients satisfied with the time they had to wait for an appointment	22	23	95.7%	88.8%	89.5%	88.7%

* This is based on patients treated on this contract for their most recent course of treatment. Figures in italics indicate the base number of FP17s or Patient Questionnaire responses are less than 100. N/A is shown where the base number of responses is less than 10 during the period. % is calculated as Quantity/Base number*100

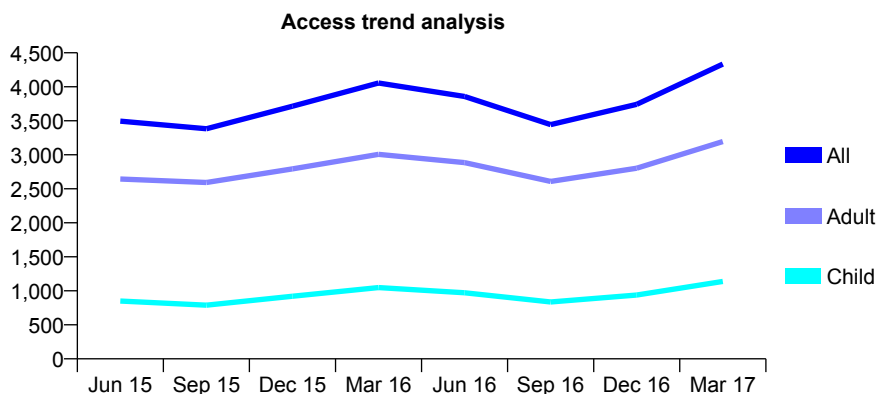
Q45 - Vital Signs At a Glance Contract Report for 210129/0003 - Year end March 2017

Name or company name	Mr B Johnson, Ms F Beaty and Mr A Quinn
Contract type name	GDS Contract
Purpose of contract	General
Contract start date	02/04/2013
Contract end date	

16/17 Contracted general activity (UDA)	9,717
Carry forward general activity (UDA)	0
16/17 Contracted orthodontic activity (UOA)	0
Carry forward orthodontic activity (UOA)	0
Baseline contract value	£269,200.13

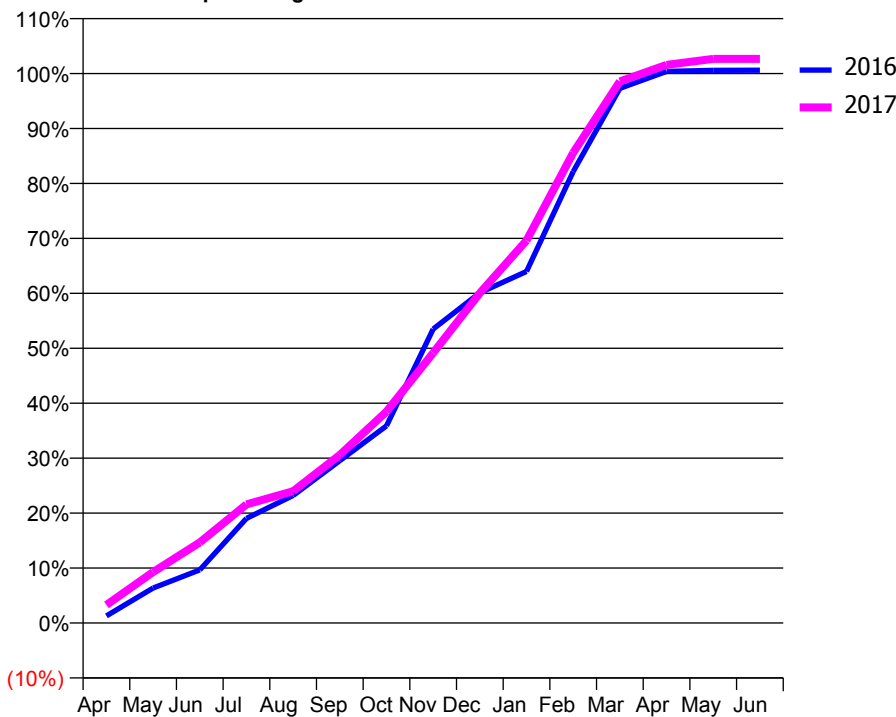
ACCESS*

Patients seen in 24 months	Total	Change since previous quarter
Quarter ending March 2016	4,055	
Quarter ending June 2016	3,857	↓
Quarter ending September 2016	3,445	↓
Quarter ending December 2016	3,742	↑
Quarter ending March 2017	4,335	↑
Variance since March 2016	6.9%	↑



ACTIVITY

Cumulative percentage of contracted UDA delivered 2016 & 2017



Month	Adjusted Scheduled Activity (UDA)	
	2016	2017
April	125	320
May	620	903
June	939	1,425
July	1,850	2,097
August	2,255	2,330
September	2,870	2,971
October	3,487	3,738
November	5,198	4,776
December	5,840	5,836
January	6,217	6,765
February	7,983	8,316
March	9,455	9,578
April	9,754	9,868
May	9,772	9,976
June	9,775	9,976

QUALITY

	Quantity	Base Number	Contract	AT	Region	England
% of FP17s for the same patient ID Re-attending within 3 months - Children	56	1,378	4.1%	13.0%	13.3%	12.3%
% of FP17s for the same patient ID Re-attending within 3 months - Adults	269	3,476	7.7%	16.3%	17.3%	16.7%
% of FP17s for the same patient ID Re-attending between 3 & 9 months - Children	440	1,378	31.9%	54.5%	58.9%	57.6%
% of FP17s for the same patient ID Re-attending between 3 & 9 months - Adults	858	3,476	24.7%	50.2%	52.2%	50.1%
% of FP17s for Band 1 Urgent Courses	483	4,837	10.0%	8.8%	9.2%	9.1%
% of FP17s Relating to Free Repair or Replacements	17	4,837	0.4%	1.3%	1.0%	0.8%
% of FP17s Relating to Continuations	44	4,837	0.9%	1.7%	1.4%	1.2%
% of Patients satisfied with the dentistry they have received	8	10	80.0%	92.0%	93.1%	92.8%
% of Patients satisfied with the time they had to wait for an appointment	8	10	80.0%	88.8%	89.5%	88.7%

* This is based on patients treated on this contract for their most recent course of treatment. Figures in italics indicate the base number of FP17s or Patient Questionnaire responses are less than 100. N/A is shown where the base number of responses is less than 10 during the period. % is calculated as Quantity/Base number*100

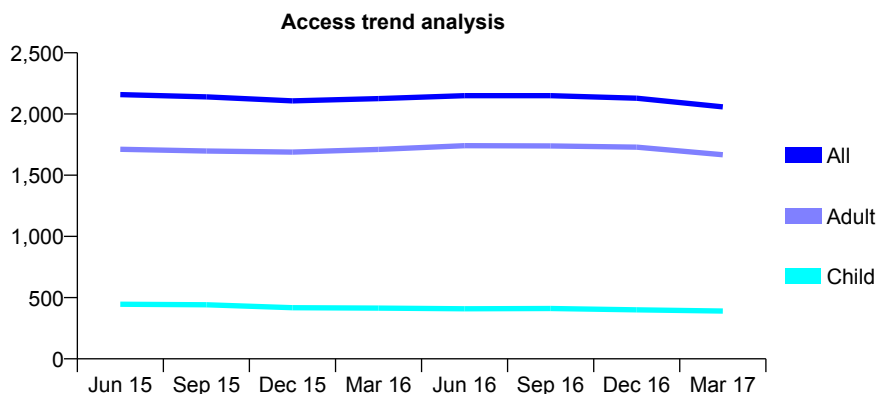
Q45 - Vital Signs At a Glance Contract Report for 214116/0001 - Year end March 2017

Name or company name	Mr Saad Al Haboubi
Contract type name	GDS Contract
Purpose of contract	General
Contract start date	01/04/2006
Contract end date	

16/17 Contracted general activity (UDA)	6,330
Carry forward general activity (UDA)	0
16/17 Contracted orthodontic activity (UOA)	0
Carry forward orthodontic activity (UOA)	0
Baseline contract value	£154,462.59

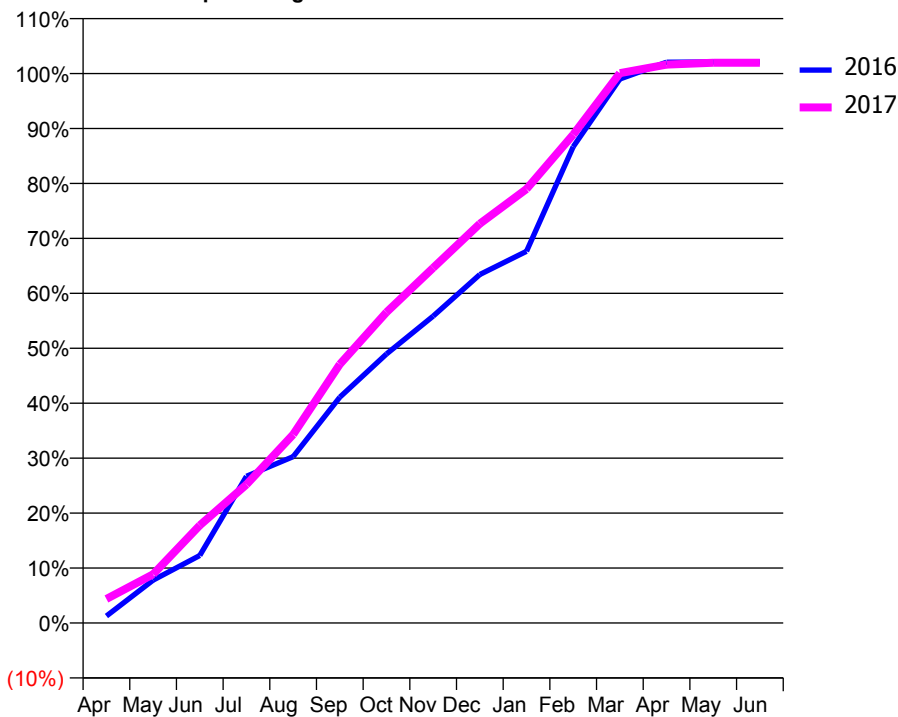
ACCESS*

Patients seen in 24 months	Total	Change since previous quarter
Quarter ending March 2016	2,126	
Quarter ending June 2016	2,150	→
Quarter ending September 2016	2,150	→
Quarter ending December 2016	2,129	→
Quarter ending March 2017	2,058	↓
Variance since March 2016	(3.2%)	↓



ACTIVITY

Cumulative percentage of contracted UDA delivered 2016 & 2017



Month	Adjusted Scheduled Activity (UDA)	
	2016	2017
April	81	277
May	494	562
June	778	1,125
July	1,691	1,595
August	1,916	2,172
September	2,602	2,981
October	3,099	3,581
November	3,536	4,091
December	4,015	4,599
January	4,282	4,999
February	5,486	5,627
March	6,267	6,335
April	6,460	6,432
May	6,463	6,454
June	6,464	6,454

QUALITY

	Quantity	Base Number	Contract	AT	Region	England
% of FP17s for the same patient ID Re-attending within 3 months - Children	53	661	8.0%	13.0%	13.3%	12.3%
% of FP17s for the same patient ID Re-attending within 3 months - Adults	259	2,529	10.2%	16.3%	17.3%	16.7%
% of FP17s for the same patient ID Re-attending between 3 & 9 months - Children	436	661	66.0%	54.5%	58.9%	57.6%
% of FP17s for the same patient ID Re-attending between 3 & 9 months - Adults	1,690	2,529	66.8%	50.2%	52.2%	50.1%
% of FP17s for Band 1 Urgent Courses	117	3,101	3.8%	8.8%	9.2%	9.1%
% of FP17s Relating to Free Repair or Replacements	16	3,101	0.5%	1.3%	1.0%	0.8%
% of FP17s Relating to Continuations	73	3,101	2.4%	1.7%	1.4%	1.2%
% of Patients satisfied with the dentistry they have received	15	16	93.8%	92.0%	93.1%	92.8%
% of Patients satisfied with the time they had to wait for an appointment	16	16	100.0%	88.8%	89.5%	88.7%

* This is based on patients treated on this contract for their most recent course of treatment. Figures in italics indicate the base number of FP17s or Patient Questionnaire responses are less than 100. N/A is shown where the base number of responses is less than 10 during the period. % is calculated as Quantity/Base number*100

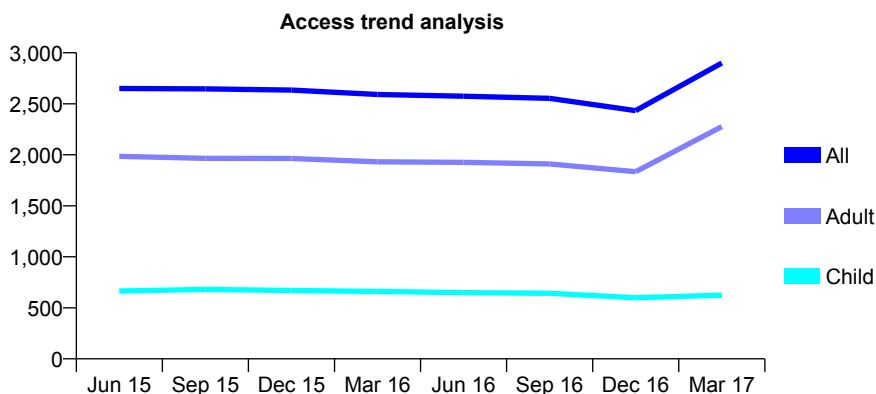
Q45 - Vital Signs At a Glance Contract Report for 214434/0001 - Year end March 2017

Name or company name	Ladhar, Ladhar and Goulding
Contract type name	GDS Contract
Purpose of contract	General
Contract start date	01/04/2006
Contract end date	30/04/2017

16/17 Contracted general activity (UDA)	9,054
Carry forward general activity (UDA)	0
16/17 Contracted orthodontic activity (UOA)	0
Carry forward orthodontic activity (UOA)	0
Baseline contract value	£196,880.75

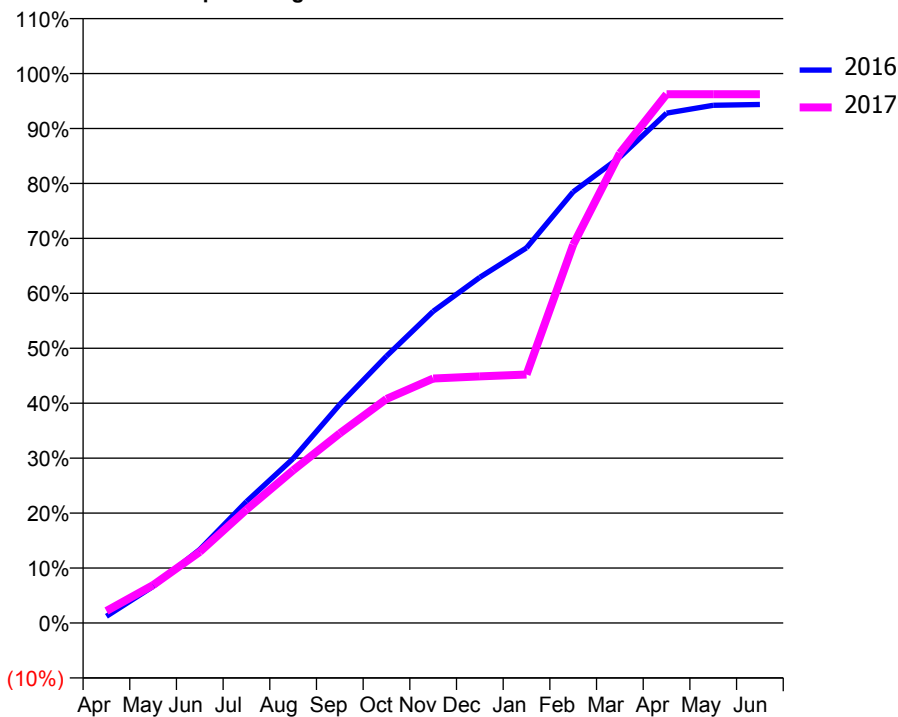
ACCESS*

Patients seen in 24 months	Total	Change since previous quarter
Quarter ending March 2016	2,592	
Quarter ending June 2016	2,575	→
Quarter ending September 2016	2,553	→
Quarter ending December 2016	2,433	↓
Quarter ending March 2017	2,900	↑
Variance since March 2016	11.9%	↑



ACTIVITY

Cumulative percentage of contracted UDA delivered 2016 & 2017



Adjusted Scheduled Activity (UDA)

Month	2016	2017
April	110	198
May	603	624
June	1,213	1,172
July	2,001	1,869
August	2,709	2,516
September	3,602	3,126
October	4,398	3,693
November	5,137	4,028
December	5,695	4,065
January	6,183	4,094
February	7,104	6,233
March	7,675	7,743
April	8,400	8,713
May	8,531	8,713
June	8,543	8,713

QUALITY

	Quantity	Base Number	Contract	AT	Region	England
% of FP17s for the same patient ID Re-attending within 3 months - Children	81	899	9.0%	13.0%	13.3%	12.3%
% of FP17s for the same patient ID Re-attending within 3 months - Adults	471	2,672	17.6%	16.3%	17.3%	16.7%
% of FP17s for the same patient ID Re-attending between 3 & 9 months - Children	452	899	50.3%	54.5%	58.9%	57.6%
% of FP17s for the same patient ID Re-attending between 3 & 9 months - Adults	900	2,672	33.7%	50.2%	52.2%	50.1%
% of FP17s for Band 1 Urgent Courses	274	3,735	7.3%	8.8%	9.2%	9.1%
% of FP17s Relating to Free Repair or Replacements	86	3,735	2.3%	1.3%	1.0%	0.8%
% of FP17s Relating to Continuations	150	3,735	4.0%	1.7%	1.4%	1.2%
% of Patients satisfied with the dentistry they have received	9	10	90.0%	92.0%	93.1%	92.8%
% of Patients satisfied with the time they had to wait for an appointment	9	10	90.0%	88.8%	89.5%	88.7%

* This is based on patients treated on this contract for their most recent course of treatment. Figures in italics indicate the base number of FP17s or Patient Questionnaire responses are less than 100. N/A is shown where the base number of responses is less than 10 during the period. % is calculated as Quantity/Base number*100

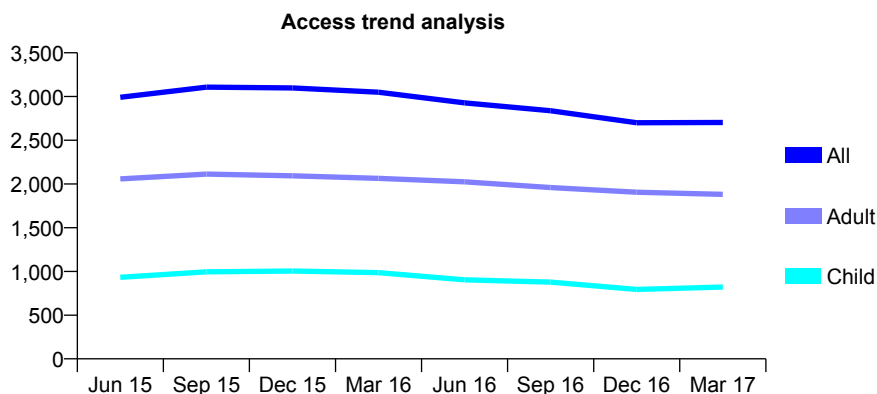
Q45 - Vital Signs At a Glance Contract Report for 224340/0001 - Year end March 2017

Name or company name	MR T PUTTICK
Contract type name	PDS Contract
Purpose of contract	General and Orthodontic
Contract start date	01/04/2006
Contract end date	

16/17 Contracted general activity (UDA)	7,015
Carry forward general activity (UDA)	0
16/17 Contracted orthodontic activity (UOA)	420
Carry forward orthodontic activity (UOA)	0
Baseline contract value	£238,675.41

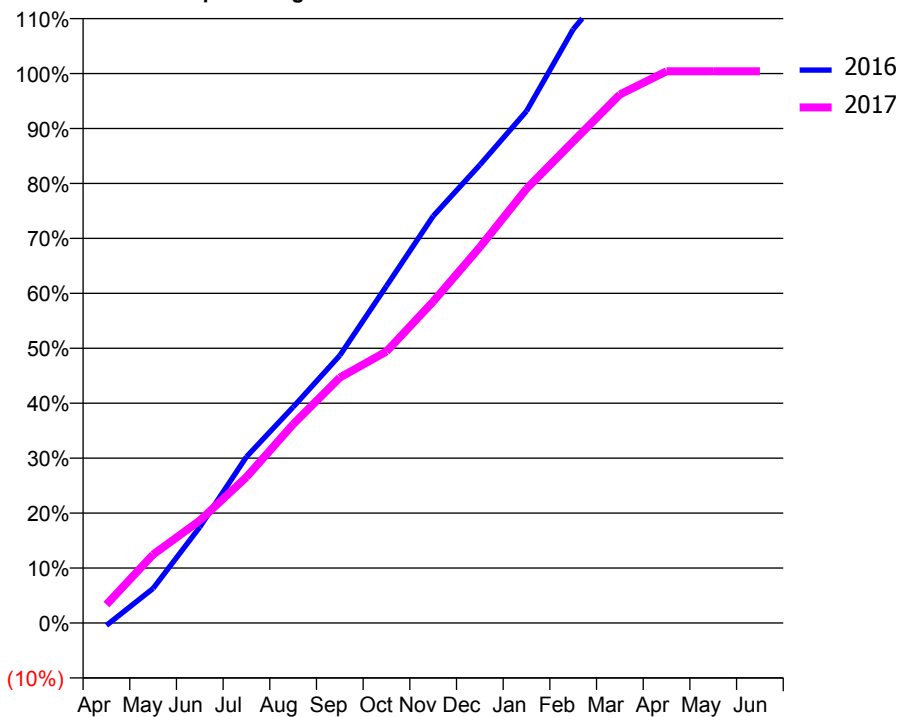
ACCESS*

Patients seen in 24 months	Total	Change since previous quarter
Quarter ending March 2016	3,050	
Quarter ending June 2016	2,928	↓
Quarter ending September 2016	2,837	↓
Quarter ending December 2016	2,700	↓
Quarter ending March 2017	2,703	→
Variance since March 2016	(11.4%)	↓



ACTIVITY

Cumulative percentage of contracted UDA delivered 2016 & 2017



Adjusted Scheduled Activity (UDA)

Month	2016	2017
April	-32	237
May	442	875
June	1,224	1,308
July	2,121	1,863
August	2,757	2,538
September	3,416	3,133
October	4,302	3,467
November	5,195	4,104
December	5,848	4,798
January	6,534	5,544
February	7,579	6,147
March	8,281	6,746
April	8,831	7,044
May	8,826	7,043
June	8,823	7,043

QUALITY

	Quantity	Base Number	Contract	AT	Region	England
% of FP17s for the same patient ID Re-attending within 3 months - Children	107	1,473	7.3%	13.0%	13.3%	12.3%
% of FP17s for the same patient ID Re-attending within 3 months - Adults	175	2,300	7.6%	16.3%	17.3%	16.7%
% of FP17s for the same patient ID Re-attending between 3 & 9 months - Children	620	1,473	42.1%	54.5%	58.9%	57.6%
% of FP17s for the same patient ID Re-attending between 3 & 9 months - Adults	1,263	2,300	54.9%	50.2%	52.2%	50.1%
% of FP17s for Band 1 Urgent Courses	63	3,640	1.7%	8.8%	9.2%	9.1%
% of FP17s Relating to Free Repair or Replacements	33	3,640	0.9%	1.3%	1.0%	0.8%
% of FP17s Relating to Continuations	33	3,640	0.9%	1.7%	1.4%	1.2%
% of Patients satisfied with the dentistry they have received	6	7	N/A	92.0%	93.1%	92.8%
% of Patients satisfied with the time they had to wait for an appointment	6	7	N/A	88.8%	89.5%	88.7%

* This is based on patients treated on this contract for their most recent course of treatment. Figures in italics indicate the base number of FP17s or Patient Questionnaire responses are less than 100. N/A is shown where the base number of responses is less than 10 during the period. % is calculated as Quantity/Base number*100

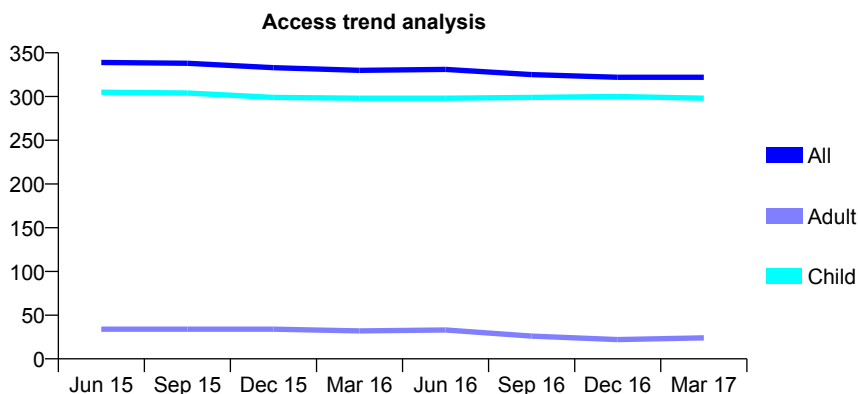
Q45 - Vital Signs At a Glance Contract Report for 235482/0001 - Year end March 2017

Name or company name	MR C WENHAM
Contract type name	GDS Contract
Purpose of contract	General and Orthodontic
Contract start date	01/04/2006
Contract end date	

16/17 Contracted general activity (UDA)	1,050
Carry forward general activity (UDA)	0
16/17 Contracted orthodontic activity (UOA)	0
Carry forward orthodontic activity (UOA)	0
Baseline contract value	£17,712.26

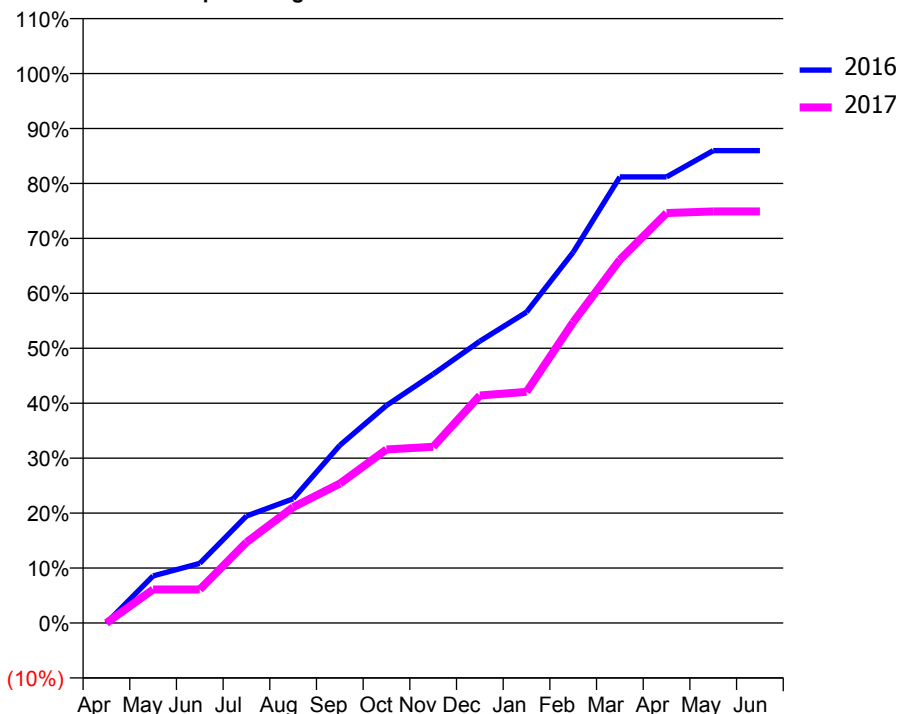
ACCESS*

Patients seen in 24 months	Total	Change since previous quarter
Quarter ending March 2016	330	
Quarter ending June 2016	331	→
Quarter ending September 2016	325	↓
Quarter ending December 2016	322	→
Quarter ending March 2017	322	→
Variance since March 2016	(2.4%)	↓



ACTIVITY

Cumulative percentage of contracted UDA delivered 2016 & 2017



Adjusted Scheduled Activity (UDA)

Month	2016	2017
April	0	0
May	90	64
June	114	64
July	204	154
August	237	221
September	340	266
October	416	332
November	476	337
December	539	435
January	594	442
February	708	575
March	852	694
April	852	783
May	903	786
June	903	786

QUALITY

	Quantity	Base Number	Contract	AT	Region	England
% of FP17s for the same patient ID Re-attending within 3 months - Children	22	396	5.6%	13.0%	13.3%	12.3%
% of FP17s for the same patient ID Re-attending within 3 months - Adults	3	8	37.5%	16.3%	17.3%	16.7%
% of FP17s for the same patient ID Re-attending between 3 & 9 months - Children	228	396	57.6%	54.5%	58.9%	57.6%
% of FP17s for the same patient ID Re-attending between 3 & 9 months - Adults	1	8	12.5%	50.2%	52.2%	50.1%
% of FP17s for Band 1 Urgent Courses	7	409	1.7%	8.8%	9.2%	9.1%
% of FP17s Relating to Free Repair or Replacements	0	409	0.0%	1.3%	1.0%	0.8%
% of FP17s Relating to Continuations	0	409	0.0%	1.7%	1.4%	1.2%
% of Patients satisfied with the dentistry they have received	0	0	N/A	92.0%	93.1%	92.8%
% of Patients satisfied with the time they had to wait for an appointment	0	0	N/A	88.8%	89.5%	88.7%

* This is based on patients treated on this contract for their most recent course of treatment. Figures in italics indicate the base number of FP17s or Patient Questionnaire responses are less than 100. N/A is shown where the base number of responses is less than 10 during the period. % is calculated as Quantity/Base number*100

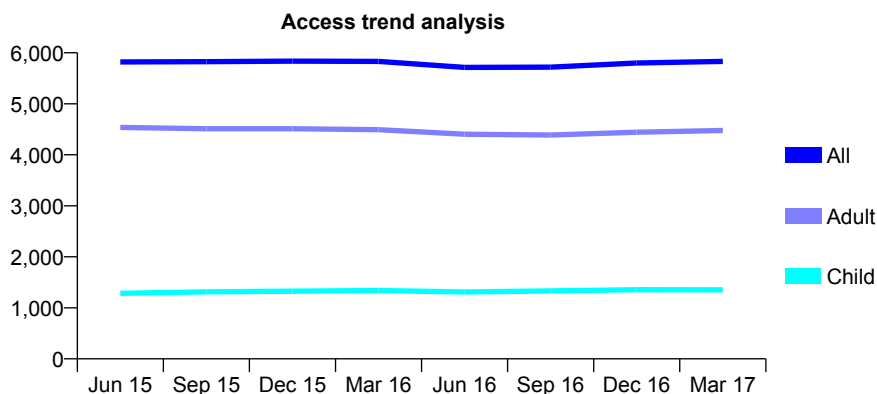
Q45 - Vital Signs At a Glance Contract Report for 278734/0001 - Year end March 2017

Name or company name	MR NK DIDDEE
Contract type name	PDS Plus Contract
Purpose of contract	General
Contract start date	01/02/2010
Contract end date	31/01/2020

16/17 Contracted general activity (UDA)	16,000
Carry forward general activity (UDA)	0
16/17 Contracted orthodontic activity (UOA)	0
Carry forward orthodontic activity (UOA)	0
Baseline contract value	£444,010.58

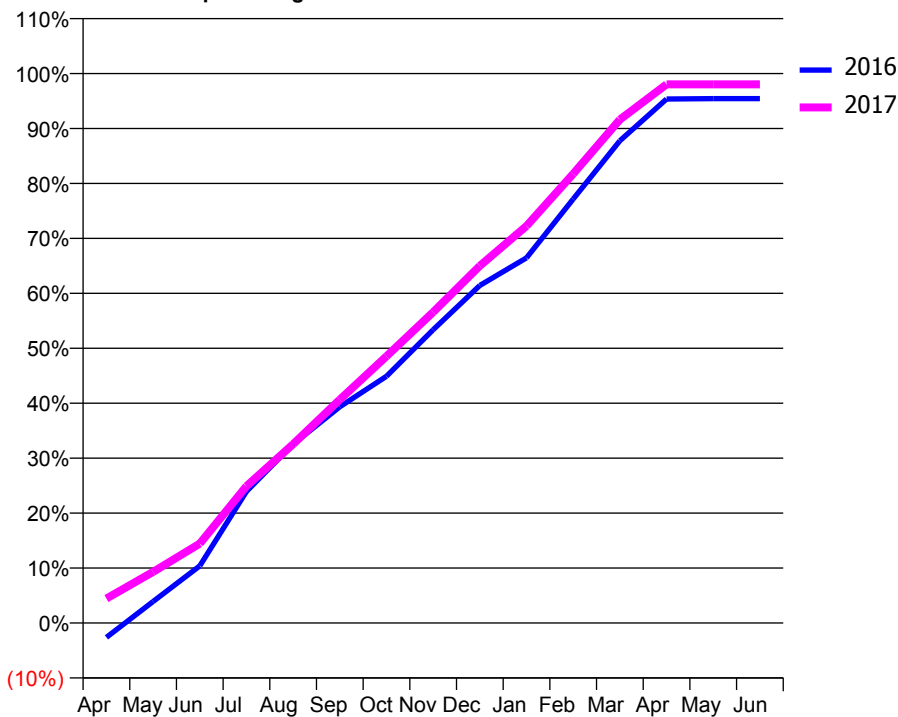
ACCESS*

Patients seen in 24 months	Total	Change since previous quarter
Quarter ending March 2016	5,831	
Quarter ending June 2016	5,713	↓
Quarter ending September 2016	5,720	→
Quarter ending December 2016	5,800	→
Quarter ending March 2017	5,832	→
Variance since March 2016	0.0%	→



ACTIVITY

Cumulative percentage of contracted UDA delivered 2016 & 2017



Month	Adjusted Scheduled Activity (UDA)	
	2016	2017
April	-422	711
May	628	1,489
June	1,665	2,314
July	3,832	3,985
August	5,209	5,207
September	6,297	6,505
October	7,186	7,769
November	8,541	9,053
December	9,828	10,401
January	10,632	11,561
February	12,345	13,079
March	14,041	14,659
April	15,257	15,686
May	15,269	15,686
June	15,268	15,686

QUALITY

	Quantity	Base Number	Contract	AT	Region	England
% of FP17s for the same patient ID Re-attending within 3 months - Children	141	2,006	7.0%	13.0%	13.3%	12.3%
% of FP17s for the same patient ID Re-attending within 3 months - Adults	798	6,003	13.3%	16.3%	17.3%	16.7%
% of FP17s for the same patient ID Re-attending between 3 & 9 months - Children	1,145	2,006	57.1%	54.5%	58.9%	57.6%
% of FP17s for the same patient ID Re-attending between 3 & 9 months - Adults	3,126	6,003	52.1%	50.2%	52.2%	50.1%
% of FP17s for Band 1 Urgent Courses	539	7,240	7.4%	8.8%	9.2%	9.1%
% of FP17s Relating to Free Repair or Replacements	49	7,240	0.7%	1.3%	1.0%	0.8%
% of FP17s Relating to Continuations	76	7,240	1.0%	1.7%	1.4%	1.2%
% of Patients satisfied with the dentistry they have received	23	24	95.8%	92.0%	93.1%	92.8%
% of Patients satisfied with the time they had to wait for an appointment	22	24	91.7%	88.8%	89.5%	88.7%

* This is based on patients treated on this contract for their most recent course of treatment. Figures in italics indicate the base number of FP17s or Patient Questionnaire responses are less than 100. N/A is shown where the base number of responses is less than 10 during the period. % is calculated as Quantity/Base number*100

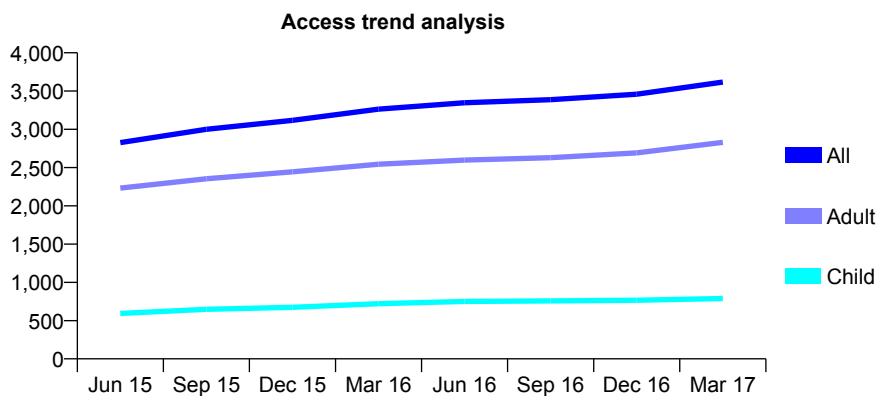
Q45 - Vital Signs At a Glance Contract Report for 278734/0002 - Year end March 2017

Name or company name	MR NK DIDDEE
Contract type name	GDS Contract
Purpose of contract	General
Contract start date	01/04/2013
Contract end date	

16/17 Contracted general activity (UDA)	12,341
Carry forward general activity (UDA)	0
16/17 Contracted orthodontic activity (UOA)	0
Carry forward orthodontic activity (UOA)	0
Baseline contract value	£315,712.20

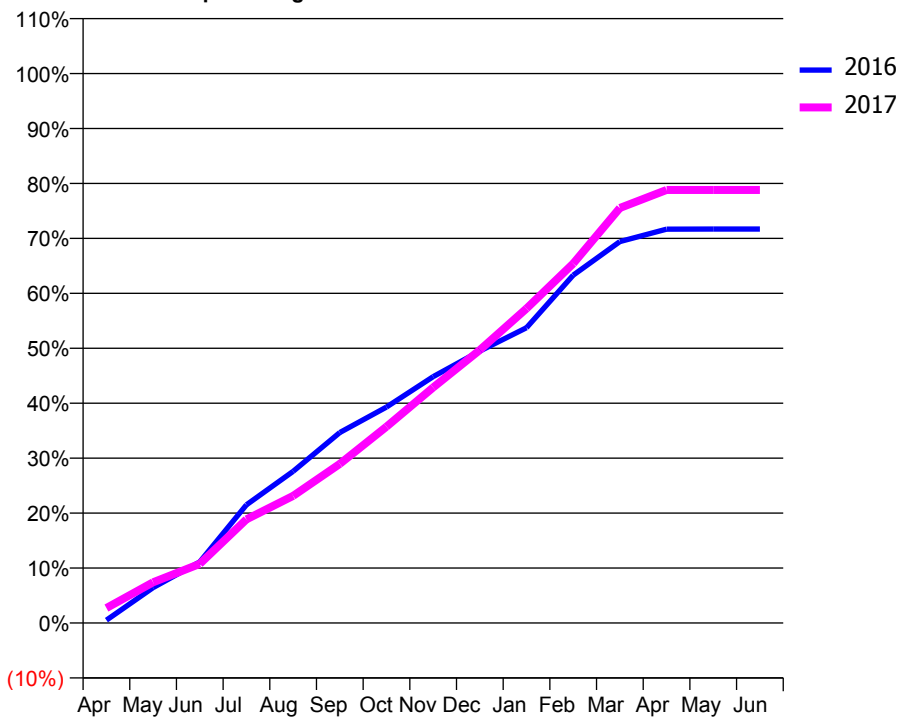
ACCESS*

Patients seen in 24 months	Total	Change since previous quarter
Quarter ending March 2016	3,263	
Quarter ending June 2016	3,348	↑
Quarter ending September 2016	3,387	→
Quarter ending December 2016	3,458	↑
Quarter ending March 2017	3,617	↑
Variance since March 2016	10.8%	↑



ACTIVITY

Cumulative percentage of contracted UDA delivered 2016 & 2017



Month	Adjusted Scheduled Activity (UDA)	
	2016	2017
April	65	336
May	794	915
June	1,373	1,328
July	2,655	2,329
August	3,408	2,854
September	4,277	3,575
October	4,851	4,410
November	5,534	5,291
December	6,108	6,133
January	6,631	7,065
February	7,813	8,073
March	8,566	9,322
April	8,846	9,725
May	8,847	9,725
June	8,847	9,725

QUALITY

	Quantity	Base Number	Contract	AT	Region	England
% of FP17s for the same patient ID Re-attending within 3 months - Children	89	1,065	8.4%	13.0%	13.3%	12.3%
% of FP17s for the same patient ID Re-attending within 3 months - Adults	448	3,370	13.3%	16.3%	17.3%	16.7%
% of FP17s for the same patient ID Re-attending between 3 & 9 months - Children	515	1,065	48.4%	54.5%	58.9%	57.6%
% of FP17s for the same patient ID Re-attending between 3 & 9 months - Adults	1,403	3,370	41.6%	50.2%	52.2%	50.1%
% of FP17s for Band 1 Urgent Courses	287	4,117	7.0%	8.8%	9.2%	9.1%
% of FP17s Relating to Free Repair or Replacements	35	4,117	0.9%	1.3%	1.0%	0.8%
% of FP17s Relating to Continuations	58	4,117	1.4%	1.7%	1.4%	1.2%
% of Patients satisfied with the dentistry they have received	17	17	100.0%	92.0%	93.1%	92.8%
% of Patients satisfied with the time they had to wait for an appointment	16	17	94.1%	88.8%	89.5%	88.7%

* This is based on patients treated on this contract for their most recent course of treatment. Figures in italics indicate the base number of FP17s or Patient Questionnaire responses are less than 100. N/A is shown where the base number of responses is less than 10 during the period. % is calculated as Quantity/Base number*100

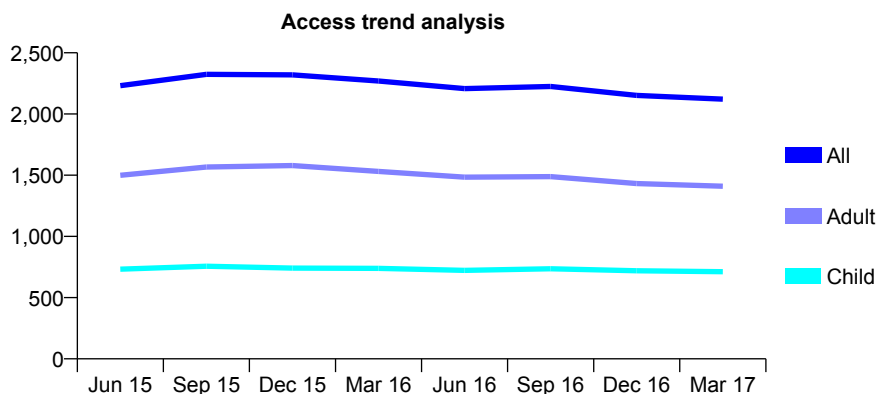
Q45 - Vital Signs At a Glance Contract Report for 279145/0001 - Year end March 2017

Name or company name	MR AK ZARKADIS
Contract type name	GDS Contract
Purpose of contract	General
Contract start date	20/09/2010
Contract end date	

16/17 Contracted general activity (UDA)	5,795
Carry forward general activity (UDA)	0
16/17 Contracted orthodontic activity (UOA)	0
Carry forward orthodontic activity (UOA)	0
Baseline contract value	£131,575.42

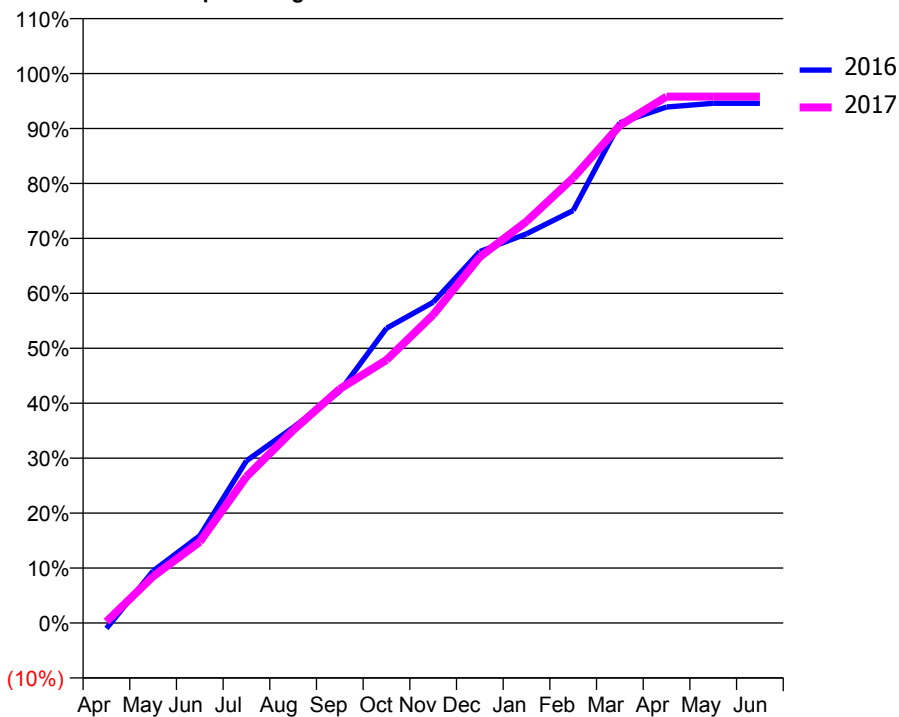
ACCESS*

Patients seen in 24 months	Total	Change since previous quarter
Quarter ending March 2016	2,270	
Quarter ending June 2016	2,207	↓
Quarter ending September 2016	2,225	→
Quarter ending December 2016	2,152	↓
Quarter ending March 2017	2,122	↓
Variance since March 2016	(6.5%)	↓



ACTIVITY

Cumulative percentage of contracted UDA delivered 2016 & 2017



Month	Adjusted Scheduled Activity (UDA)	
	2016	2017
April	-58	15
May	549	492
June	921	856
July	1,710	1,544
August	2,062	2,033
September	2,444	2,468
October	3,108	2,774
November	3,383	3,251
December	3,918	3,860
January	4,104	4,235
February	4,350	4,695
March	5,275	5,248
April	5,441	5,551
May	5,481	5,551
June	5,481	5,551

QUALITY

	Quantity	Base Number	Contract	AT	Region	England
% of FP17s for the same patient ID Re-attending within 3 months - Children	74	959	7.7%	13.0%	13.3%	12.3%
% of FP17s for the same patient ID Re-attending within 3 months - Adults	199	1,602	12.4%	16.3%	17.3%	16.7%
% of FP17s for the same patient ID Re-attending between 3 & 9 months - Children	512	959	53.4%	54.5%	58.9%	57.6%
% of FP17s for the same patient ID Re-attending between 3 & 9 months - Adults	841	1,602	52.5%	50.2%	52.2%	50.1%
% of FP17s for Band 1 Urgent Courses	117	2,602	4.5%	8.8%	9.2%	9.1%
% of FP17s Relating to Free Repair or Replacements	13	2,602	0.5%	1.3%	1.0%	0.8%
% of FP17s Relating to Continuations	46	2,602	1.8%	1.7%	1.4%	1.2%
% of Patients satisfied with the dentistry they have received	6	8	N/A	92.0%	93.1%	92.8%
% of Patients satisfied with the time they had to wait for an appointment	6	8	N/A	88.8%	89.5%	88.7%

* This is based on patients treated on this contract for their most recent course of treatment. Figures in italics indicate the base number of FP17s or Patient Questionnaire responses are less than 100. N/A is shown where the base number of responses is less than 10 during the period. % is calculated as Quantity/Base number*100

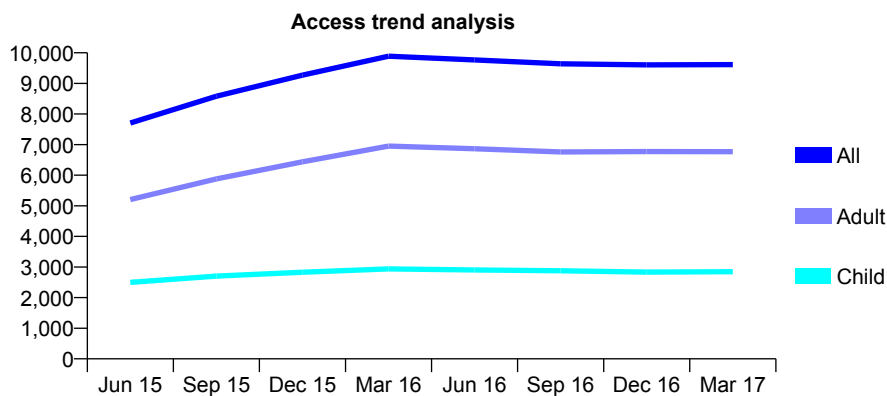
Q45 - Vital Signs At a Glance Contract Report for 298735/0001 - Year end March 2017

Name or company name	MR A HUSSAIN
Contract type name	Pilot Contract
Purpose of contract	General
Contract start date	31/03/2014
Contract end date	

16/17 Contracted general activity (UDA)	43,820
Carry forward general activity (UDA)	0
16/17 Contracted orthodontic activity (UOA)	0
Carry forward orthodontic activity (UOA)	0
Baseline contract value	£1,252,369.74

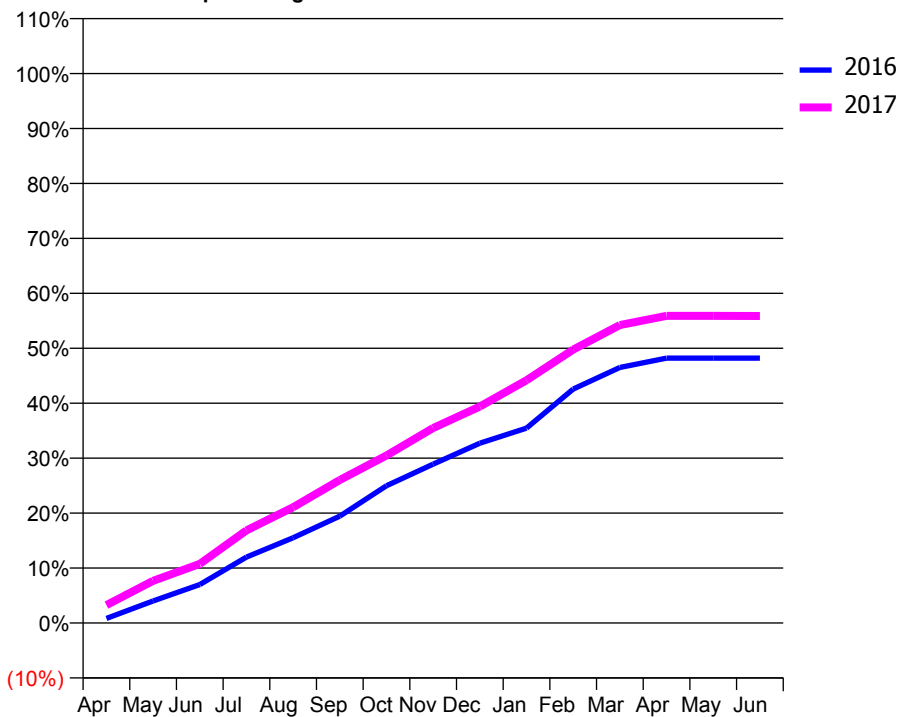
ACCESS*

Patients seen in 24 months	Total	Change since previous quarter
Quarter ending March 2016	9,890	
Quarter ending June 2016	9,769	↓
Quarter ending September 2016	9,639	↓
Quarter ending December 2016	9,607	→
Quarter ending March 2017	9,615	→
Variance since March 2016	(2.8%)	↓



ACTIVITY

Cumulative percentage of contracted UDA delivered 2016 & 2017



Month	Adjusted Scheduled Activity (UDA)	
	2016	2017
April	370	1,427
May	1,757	3,365
June	3,065	4,712
July	5,257	7,383
August	6,799	9,240
September	8,521	11,402
October	10,953	13,365
November	12,675	15,554
December	14,340	17,263
January	15,546	19,354
February	18,662	21,802
March	20,375	23,758
April	21,125	24,494
May	21,126	24,494
June	21,128	24,488

QUALITY

	Quantity	Base Number	Contract	AT	Region	England
% of FP17s for the same patient ID Re-attending within 3 months - Children	356	3,639	9.8%	13.0%	13.3%	12.3%
% of FP17s for the same patient ID Re-attending within 3 months - Adults	1,504	7,657	19.6%	16.3%	17.3%	16.7%
% of FP17s for the same patient ID Re-attending between 3 & 9 months - Children	1,668	3,639	45.8%	54.5%	58.9%	57.6%
% of FP17s for the same patient ID Re-attending between 3 & 9 months - Adults	2,435	7,657	31.8%	50.2%	52.2%	50.1%
% of FP17s for Band 1 Urgent Courses	997	11,232	8.9%	8.8%	9.2%	9.1%
% of FP17s Relating to Free Repair or Replacements	147	11,232	1.3%	1.3%	1.0%	0.8%
% of FP17s Relating to Continuations	212	11,232	1.9%	1.7%	1.4%	1.2%
% of Patients satisfied with the dentistry they have received	13	15	86.7%	92.0%	93.1%	92.8%
% of Patients satisfied with the time they had to wait for an appointment	11	15	73.3%	88.8%	89.5%	88.7%

* This is based on patients treated on this contract for their most recent course of treatment. Figures in italics indicate the base number of FP17s or Patient Questionnaire responses are less than 100. N/A is shown where the base number of responses is less than 10 during the period. % is calculated as Quantity/Base number*100

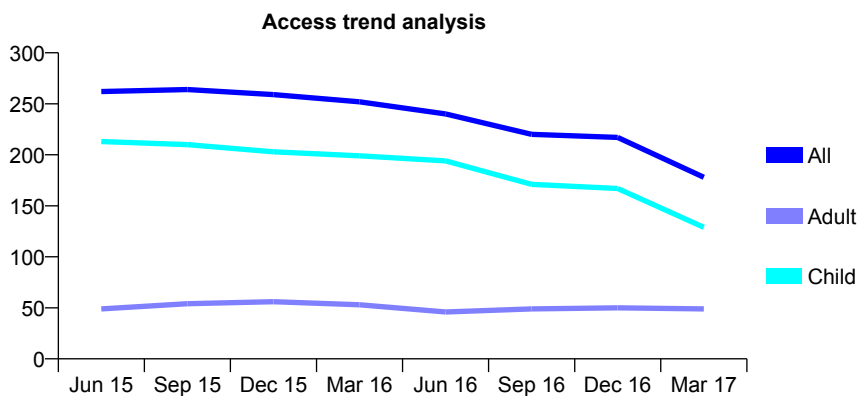
Q45 - Vital Signs At a Glance Contract Report for 307483/0001 - Year end March 2017

Name or company name	MR MB SPICER
Contract type name	GDS Contract
Purpose of contract	General
Contract start date	01/04/2006
Contract end date	31/03/2017

16/17 Contracted general activity (UDA)	404
Carry forward general activity (UDA)	0
16/17 Contracted orthodontic activity (UOA)	0
Carry forward orthodontic activity (UOA)	0
Baseline contract value	£7,501.99

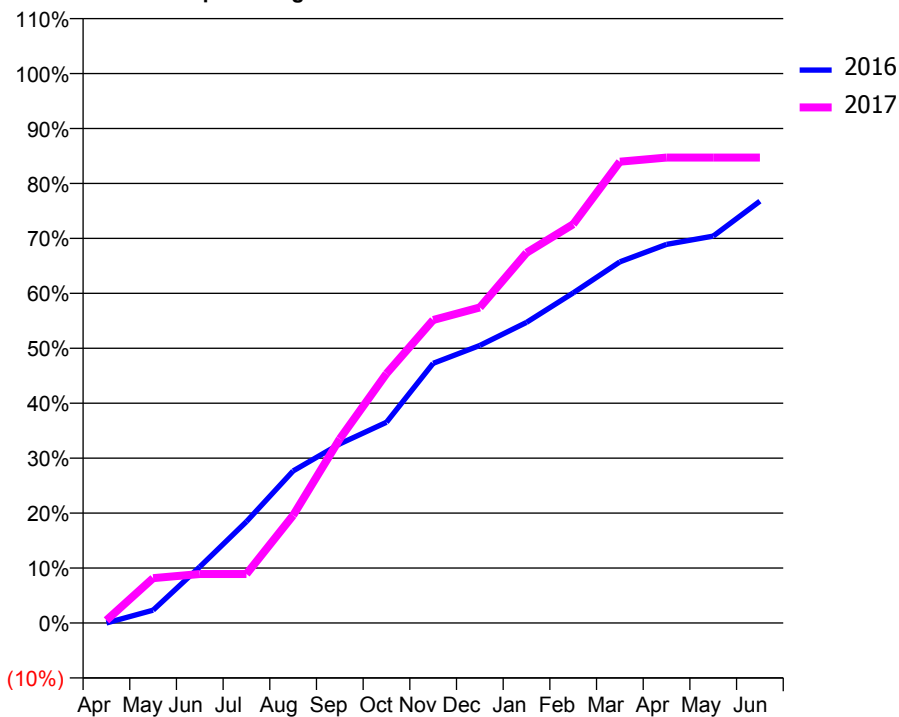
ACCESS*

Patients seen in 24 months	Total	Change since previous quarter
Quarter ending March 2016	252	
Quarter ending June 2016	240	↓
Quarter ending September 2016	220	↓
Quarter ending December 2016	217	↓
Quarter ending March 2017	178	↓
Variance since March 2016	(29.4%)	↓



ACTIVITY

Cumulative percentage of contracted UDA delivered 2016 & 2017



Month	Adjusted Scheduled Activity (UDA)	
	2016	2017
April	0	2
May	14	33
June	61	36
July	111	36
August	166	79
September	196	135
October	219	183
November	284	223
December	303	232
January	328	272
February	360	293
March	394	339
April	413	342
May	422	342
June	461	342

QUALITY

	Quantity	Base Number	Contract	AT	Region	England
% of FP17s for the same patient ID Re-attending within 3 months - Children	12	259	4.6%	13.0%	13.3%	12.3%
% of FP17s for the same patient ID Re-attending within 3 months - Adults	3	30	10.0%	16.3%	17.3%	16.7%
% of FP17s for the same patient ID Re-attending between 3 & 9 months - Children	162	259	62.5%	54.5%	58.9%	57.6%
% of FP17s for the same patient ID Re-attending between 3 & 9 months - Adults	13	30	43.3%	50.2%	52.2%	50.1%
% of FP17s for Band 1 Urgent Courses	6	237	2.5%	8.8%	9.2%	9.1%
% of FP17s Relating to Free Repair or Replacements	1	237	0.4%	1.3%	1.0%	0.8%
% of FP17s Relating to Continuations	0	237	0.0%	1.7%	1.4%	1.2%
% of Patients satisfied with the dentistry they have received	0	0	N/A	92.0%	93.1%	92.8%
% of Patients satisfied with the time they had to wait for an appointment	0	0	N/A	88.8%	89.5%	88.7%

* This is based on patients treated on this contract for their most recent course of treatment. Figures in italics indicate the base number of FP17s or Patient Questionnaire responses are less than 100. N/A is shown where the base number of responses is less than 10 during the period. % is calculated as Quantity/Base number*100

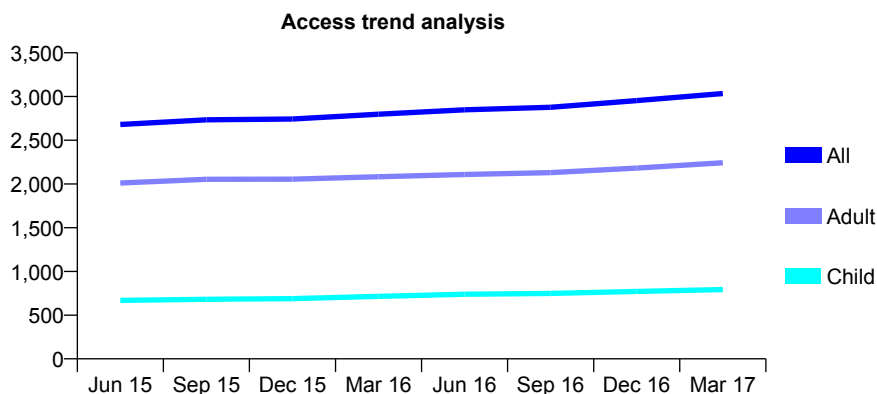
Q45 - Vital Signs At a Glance Contract Report for 325147/0001 - Year end March 2017

Name or company name	MR SG HEMSLEY
Contract type name	Pilot Contract
Purpose of contract	General
Contract start date	01/04/2006
Contract end date	

16/17 Contracted general activity (UDA)	12,000
Carry forward general activity (UDA)	0
16/17 Contracted orthodontic activity (UOA)	0
Carry forward orthodontic activity (UOA)	0
Baseline contract value	£352,305.37

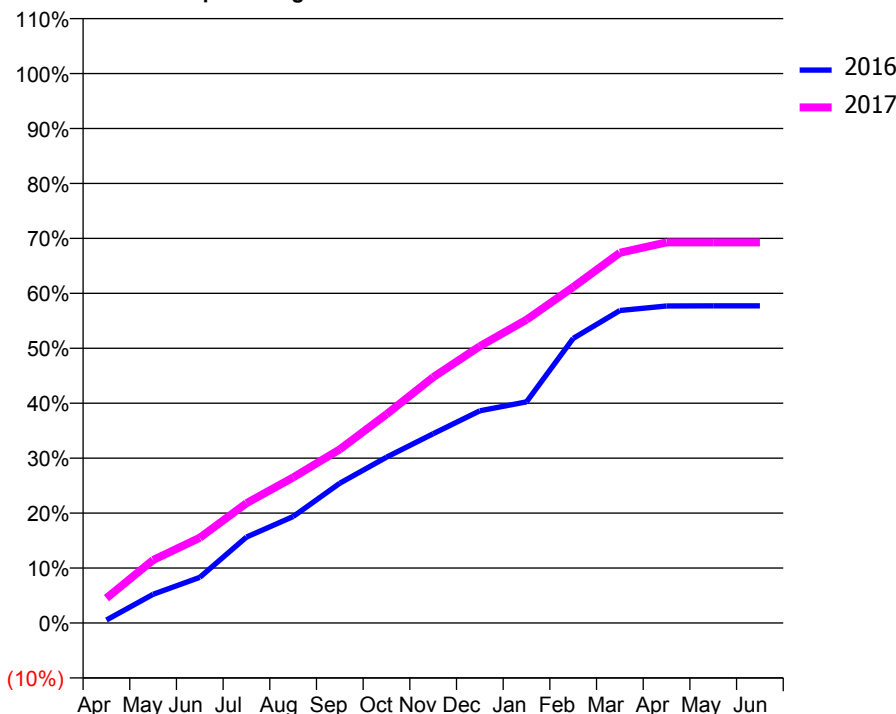
ACCESS*

Patients seen in 24 months	Total	Change since previous quarter
Quarter ending March 2016	2,798	
Quarter ending June 2016	2,848	→
Quarter ending September 2016	2,877	→
Quarter ending December 2016	2,953	↑
Quarter ending March 2017	3,034	↑
Variance since March 2016	8.4%	↑



ACTIVITY

Cumulative percentage of contracted UDA delivered 2016 & 2017



Adjusted Scheduled Activity (UDA)

Month	2016	2017
April	64	544
May	627	1,377
June	997	1,863
July	1,878	2,616
August	2,326	3,177
September	3,052	3,792
October	3,622	4,560
November	4,132	5,368
December	4,635	6,044
January	4,828	6,624
February	6,215	7,336
March	6,825	8,087
April	6,925	8,313
May	6,928	8,313
June	6,928	8,313

QUALITY

	Quantity	Base Number	Contract	AT	Region	England
% of FP17s for the same patient ID Re-attending within 3 months - Children	35	807	4.3%	13.0%	13.3%	12.3%
% of FP17s for the same patient ID Re-attending within 3 months - Adults	280	2,288	12.2%	16.3%	17.3%	16.7%
% of FP17s for the same patient ID Re-attending between 3 & 9 months - Children	288	807	35.7%	54.5%	58.9%	57.6%
% of FP17s for the same patient ID Re-attending between 3 & 9 months - Adults	750	2,288	32.8%	50.2%	52.2%	50.1%
% of FP17s for Band 1 Urgent Courses	43	3,127	1.4%	8.8%	9.2%	9.1%
% of FP17s Relating to Free Repair or Replacements	39	3,127	1.2%	1.3%	1.0%	0.8%
% of FP17s Relating to Continuations	88	3,127	2.8%	1.7%	1.4%	1.2%
% of Patients satisfied with the dentistry they have received	5	5	N/A	92.0%	93.1%	92.8%
% of Patients satisfied with the time they had to wait for an appointment	5	5	N/A	88.8%	89.5%	88.7%

* This is based on patients treated on this contract for their most recent course of treatment. Figures in italics indicate the base number of FP17s or Patient Questionnaire responses are less than 100. N/A is shown where the base number of responses is less than 10 during the period. % is calculated as Quantity/Base number*100

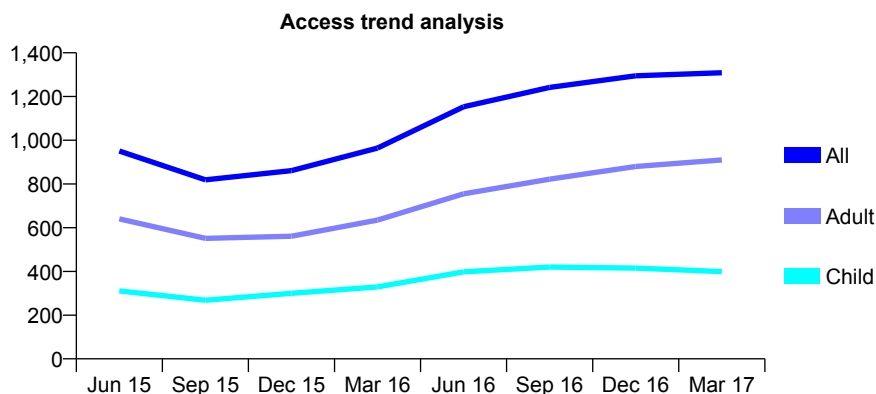
Q45 - Vital Signs At a Glance Contract Report for 326445/0001 - Year end March 2017

Name or company name	MRS M PUTTICK
Contract type name	GDS Contract
Purpose of contract	General
Contract start date	01/04/2006
Contract end date	

16/17 Contracted general activity (UDA)	4,030
Carry forward general activity (UDA)	0
16/17 Contracted orthodontic activity (UOA)	0
Carry forward orthodontic activity (UOA)	0
Baseline contract value	£121,636.78

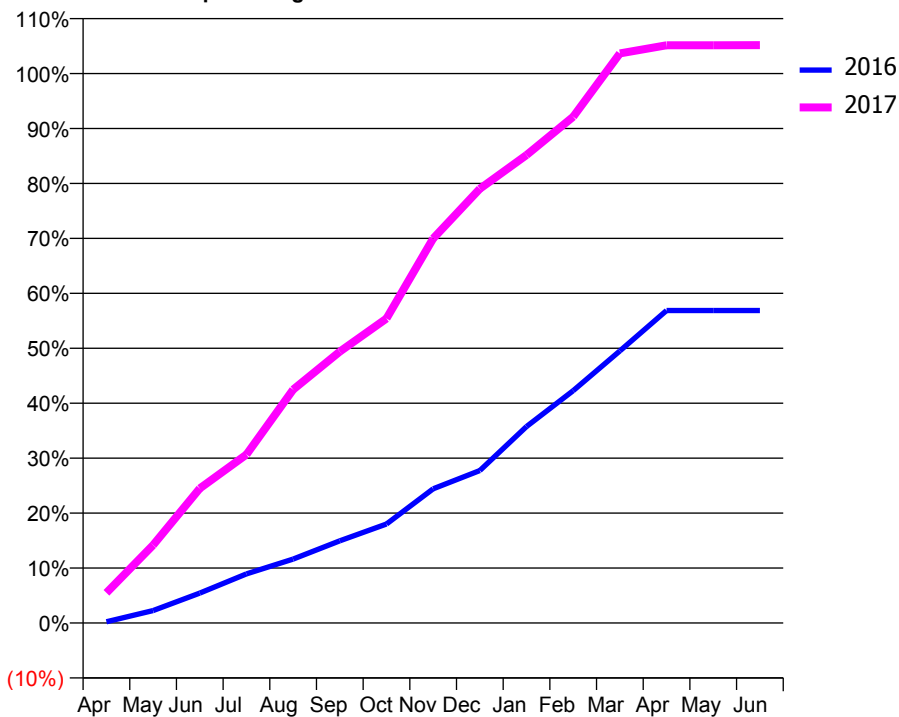
ACCESS*

Patients seen in 24 months	Total	Change since previous quarter
Quarter ending March 2016	964	
Quarter ending June 2016	1,153	↑
Quarter ending September 2016	1,242	↑
Quarter ending December 2016	1,295	↑
Quarter ending March 2017	1,309	→
Variance since March 2016	35.8%	↑



ACTIVITY

Cumulative percentage of contracted UDA delivered 2016 & 2017



Month	Adjusted Scheduled Activity (UDA)	
	2016	2017
April	9	222
May	91	571
June	220	987
July	360	1,235
August	469	1,712
September	603	1,990
October	727	2,233
November	984	2,820
December	1,118	3,184
January	1,441	3,433
February	1,704	3,713
March	1,996	4,177
April	2,292	4,237
May	2,292	4,237
June	2,292	4,238

QUALITY

	Quantity	Base Number	Contract	AT	Region	England
% of FP17s for the same patient ID Re-attending within 3 months - Children	38	670	5.7%	13.0%	13.3%	12.3%
% of FP17s for the same patient ID Re-attending within 3 months - Adults	89	1,146	7.8%	16.3%	17.3%	16.7%
% of FP17s for the same patient ID Re-attending between 3 & 9 months - Children	245	670	36.6%	54.5%	58.9%	57.6%
% of FP17s for the same patient ID Re-attending between 3 & 9 months - Adults	382	1,146	33.3%	50.2%	52.2%	50.1%
% of FP17s for Band 1 Urgent Courses	31	1,726	1.8%	8.8%	9.2%	9.1%
% of FP17s Relating to Free Repair or Replacements	23	1,726	1.3%	1.3%	1.0%	0.8%
% of FP17s Relating to Continuations	17	1,726	1.0%	1.7%	1.4%	1.2%
% of Patients satisfied with the dentistry they have received	3	3	N/A	92.0%	93.1%	92.8%
% of Patients satisfied with the time they had to wait for an appointment	3	3	N/A	88.8%	89.5%	88.7%

* This is based on patients treated on this contract for their most recent course of treatment. Figures in italics indicate the base number of FP17s or Patient Questionnaire responses are less than 100. N/A is shown where the base number of responses is less than 10 during the period. % is calculated as Quantity/Base number*100

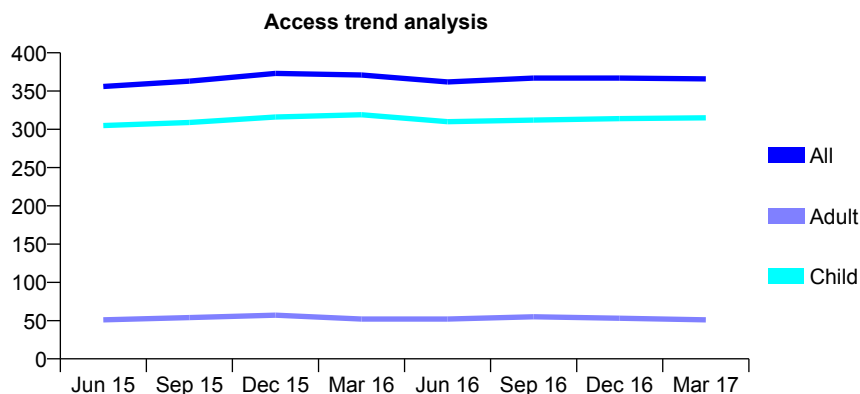
Q45 - Vital Signs At a Glance Contract Report for 326755/0001 - Year end March 2017

Name or company name	MR FN PLAHE
Contract type name	GDS Contract
Purpose of contract	General
Contract start date	01/04/2006
Contract end date	

16/17 Contracted general activity (UDA)	2,098
Carry forward general activity (UDA)	0
16/17 Contracted orthodontic activity (UOA)	0
Carry forward orthodontic activity (UOA)	0
Baseline contract value	£59,234.73

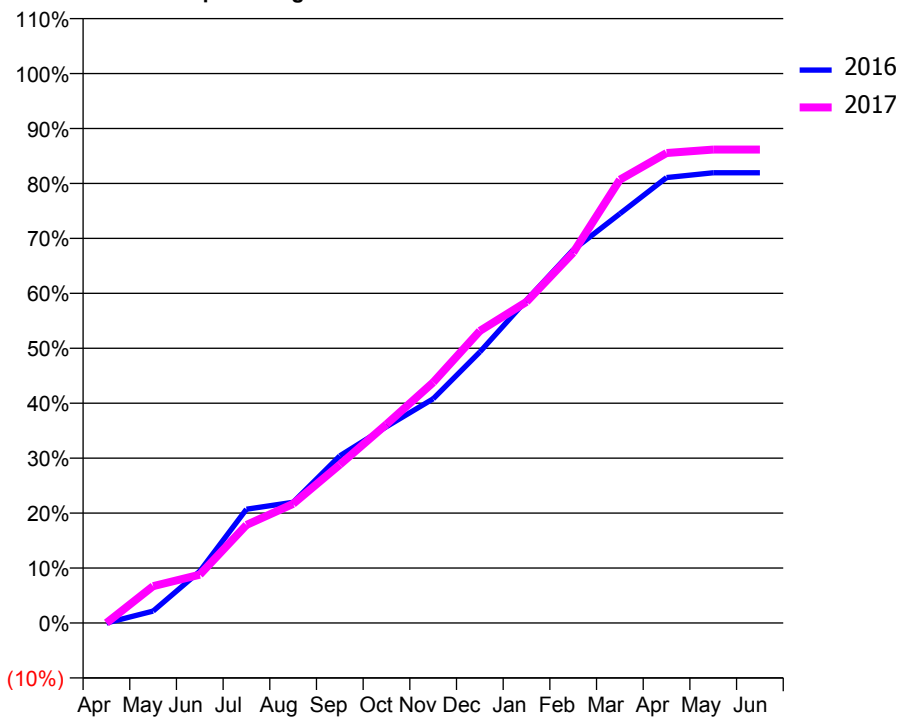
ACCESS*

Patients seen in 24 months	Total	Change since previous quarter
Quarter ending March 2016	371	
Quarter ending June 2016	362	↓
Quarter ending September 2016	367	→
Quarter ending December 2016	367	→
Quarter ending March 2017	366	→
Variance since March 2016	(1.3%)	↓



ACTIVITY

Cumulative percentage of contracted UDA delivered 2016 & 2017



Adjusted Scheduled Activity (UDA)

Month	2016	2017
April	0	0
May	46	141
June	198	185
July	435	374
August	461	455
September	638	605
October	750	759
November	856	919
December	1,035	1,115
January	1,233	1,226
February	1,425	1,414
March	1,563	1,693
April	1,701	1,794
May	1,719	1,807
June	1,719	1,807

QUALITY

	Quantity	Base Number	Contract	AT	Region	England
% of FP17s for the same patient ID Re-attending within 3 months - Children	297	857	34.7%	13.0%	13.3%	12.3%
% of FP17s for the same patient ID Re-attending within 3 months - Adults	0	5	0.0%	16.3%	17.3%	16.7%
% of FP17s for the same patient ID Re-attending between 3 & 9 months - Children	442	857	51.6%	54.5%	58.9%	57.6%
% of FP17s for the same patient ID Re-attending between 3 & 9 months - Adults	3	5	60.0%	50.2%	52.2%	50.1%
% of FP17s for Band 1 Urgent Courses	147	843	17.4%	8.8%	9.2%	9.1%
% of FP17s Relating to Free Repair or Replacements	0	843	0.0%	1.3%	1.0%	0.8%
% of FP17s Relating to Continuations	0	843	0.0%	1.7%	1.4%	1.2%
% of Patients satisfied with the dentistry they have received	2	2	N/A	92.0%	93.1%	92.8%
% of Patients satisfied with the time they had to wait for an appointment	2	2	N/A	88.8%	89.5%	88.7%

* This is based on patients treated on this contract for their most recent course of treatment. Figures in italics indicate the base number of FP17s or Patient Questionnaire responses are less than 100. N/A is shown where the base number of responses is less than 10 during the period. % is calculated as Quantity/Base number*100

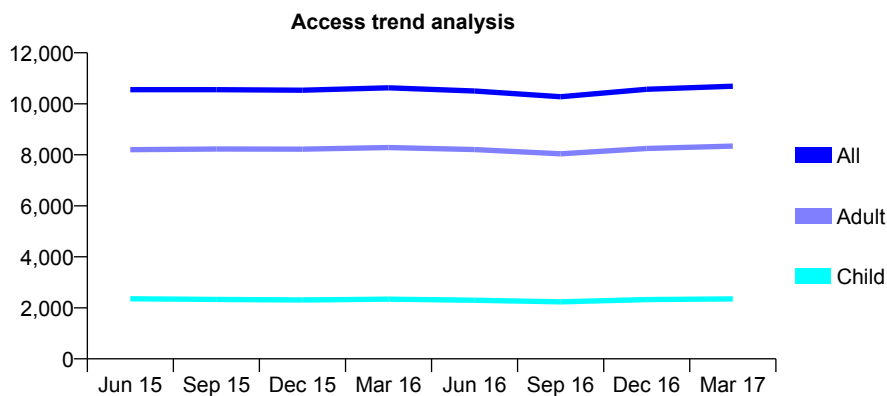
Q45 - Vital Signs At a Glance Contract Report for 328146/0001 - Year end March 2017

Name or company name	MR ND SMITH
Contract type name	GDS Contract
Purpose of contract	General and Orthodontic
Contract start date	01/04/2006
Contract end date	

16/17 Contracted general activity (UDA)	33,783
Carry forward general activity (UDA)	-294
16/17 Contracted orthodontic activity (UOA)	630
Carry forward orthodontic activity (UOA)	0
Baseline contract value	£843,634.73

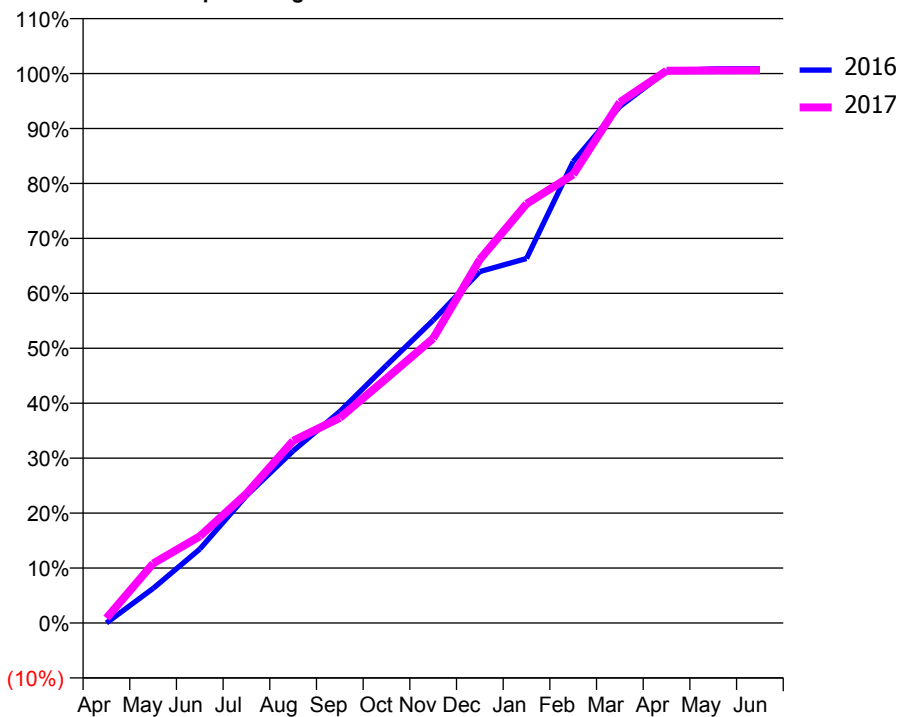
ACCESS*

Patients seen in 24 months	Total	Change since previous quarter
Quarter ending March 2016	10,626	
Quarter ending June 2016	10,504	↓
Quarter ending September 2016	10,276	↓
Quarter ending December 2016	10,569	↑
Quarter ending March 2017	10,692	→
Variance since March 2016	0.6%	→



ACTIVITY

Cumulative percentage of contracted UDA delivered 2016 & 2017



Month	2016	2017
April	0	301
May	2,126	3,664
June	4,546	5,330
July	7,833	7,960
August	10,577	11,204
September	13,004	12,615
October	15,839	15,043
November	18,615	17,500
December	21,606	22,356
January	22,411	25,775
February	28,368	27,577
March	31,758	32,016
April	33,924	33,952
May	34,067	33,971
June	34,077	33,976

QUALITY

	Quantity	Base Number	Contract	AT	Region	England
% of FP17s for the same patient ID Re-attending within 3 months - Children	265	3,094	8.6%	13.0%	13.3%	12.3%
% of FP17s for the same patient ID Re-attending within 3 months - Adults	1,631	10,473	15.6%	16.3%	17.3%	16.7%
% of FP17s for the same patient ID Re-attending between 3 & 9 months - Children	1,557	3,094	50.3%	54.5%	58.9%	57.6%
% of FP17s for the same patient ID Re-attending between 3 & 9 months - Adults	5,119	10,473	48.9%	50.2%	52.2%	50.1%
% of FP17s for Band 1 Urgent Courses	646	13,419	4.8%	8.8%	9.2%	9.1%
% of FP17s Relating to Free Repair or Replacements	76	13,419	0.6%	1.3%	1.0%	0.8%
% of FP17s Relating to Continuations	394	13,419	2.9%	1.7%	1.4%	1.2%
% of Patients satisfied with the dentistry they have received	21	23	91.3%	92.0%	93.1%	92.8%
% of Patients satisfied with the time they had to wait for an appointment	20	23	87.0%	88.8%	89.5%	88.7%

* This is based on patients treated on this contract for their most recent course of treatment. Figures in italics indicate the base number of FP17s or Patient Questionnaire responses are less than 100. N/A is shown where the base number of responses is less than 10 during the period. % is calculated as Quantity/Base number*100

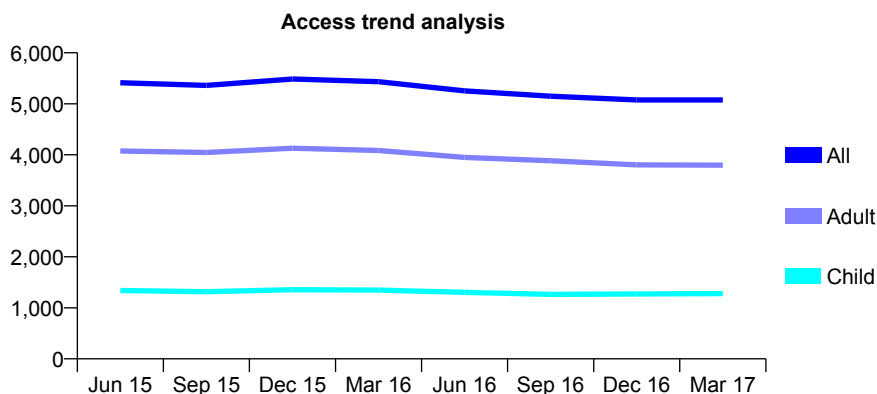
Q45 - Vital Signs At a Glance Contract Report for 329711/0002 - Year end March 2017

Name or company name	MR S NEPALI
Contract type name	GDS Contract
Purpose of contract	General
Contract start date	01/04/2006
Contract end date	

16/17 Contracted general activity (UDA)	19,500
Carry forward general activity (UDA)	0
16/17 Contracted orthodontic activity (UOA)	0
Carry forward orthodontic activity (UOA)	0
Baseline contract value	£516,419.91

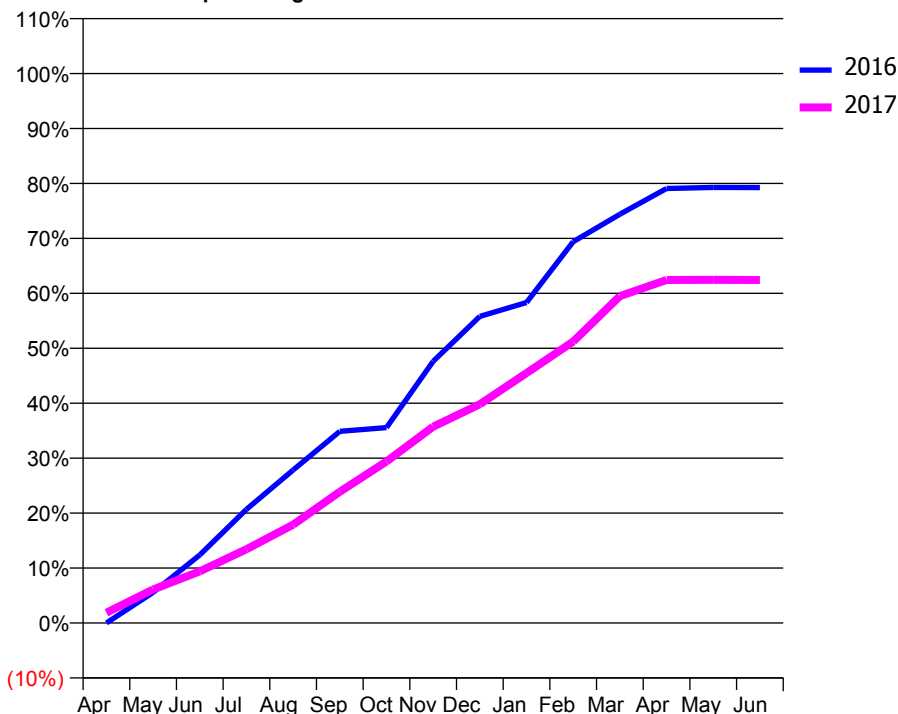
ACCESS*

Patients seen in 24 months	Total	Change since previous quarter
Quarter ending March 2016	5,433	
Quarter ending June 2016	5,253	↓
Quarter ending September 2016	5,148	↓
Quarter ending December 2016	5,076	↓
Quarter ending March 2017	5,077	→
Variance since March 2016	(6.6%)	↓



ACTIVITY

Cumulative percentage of contracted UDA delivered 2016 & 2017



Month	Adjusted Scheduled Activity (UDA)	
	2016	2017
April	0	366
May	1,086	1,190
June	2,414	1,832
July	4,033	2,620
August	5,431	3,488
September	6,803	4,661
October	6,936	5,731
November	9,288	6,966
December	10,882	7,762
January	11,375	8,871
February	13,533	9,989
March	14,507	11,600
April	15,420	12,173
May	15,457	12,179
June	15,454	12,171

QUALITY

	Quantity	Base Number	Contract	AT	Region	England
% of FP17s for the same patient ID Re-attending within 3 months - Children	76	1,334	5.7%	13.0%	13.3%	12.3%
% of FP17s for the same patient ID Re-attending within 3 months - Adults	456	4,033	11.3%	16.3%	17.3%	16.7%
% of FP17s for the same patient ID Re-attending between 3 & 9 months - Children	439	1,334	32.9%	54.5%	58.9%	57.6%
% of FP17s for the same patient ID Re-attending between 3 & 9 months - Adults	1,606	4,033	39.8%	50.2%	52.2%	50.1%
% of FP17s for Band 1 Urgent Courses	346	5,216	6.6%	8.8%	9.2%	9.1%
% of FP17s Relating to Free Repair or Replacements	72	5,216	1.4%	1.3%	1.0%	0.8%
% of FP17s Relating to Continuations	32	5,216	0.6%	1.7%	1.4%	1.2%
% of Patients satisfied with the dentistry they have received	18	23	78.3%	92.0%	93.1%	92.8%
% of Patients satisfied with the time they had to wait for an appointment	20	23	87.0%	88.8%	89.5%	88.7%

* This is based on patients treated on this contract for their most recent course of treatment. Figures in italics indicate the base number of FP17s or Patient Questionnaire responses are less than 100. N/A is shown where the base number of responses is less than 10 during the period. % is calculated as Quantity/Base number*100

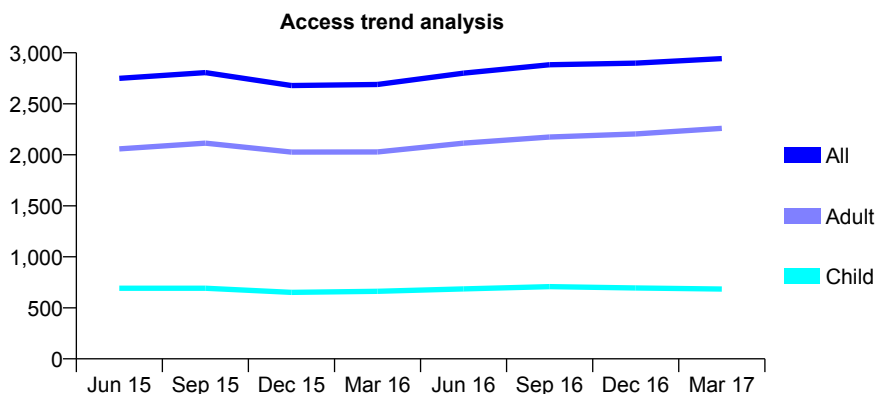
Q45 - Vital Signs At a Glance Contract Report for 331260/0001 - Year end March 2017

Name or company name	MRS CR WILLIS
Contract type name	GDS Contract
Purpose of contract	General
Contract start date	01/04/2006
Contract end date	

16/17 Contracted general activity (UDA)	7,365
Carry forward general activity (UDA)	96
16/17 Contracted orthodontic activity (UOA)	0
Carry forward orthodontic activity (UOA)	0
Baseline contract value	£189,814.11

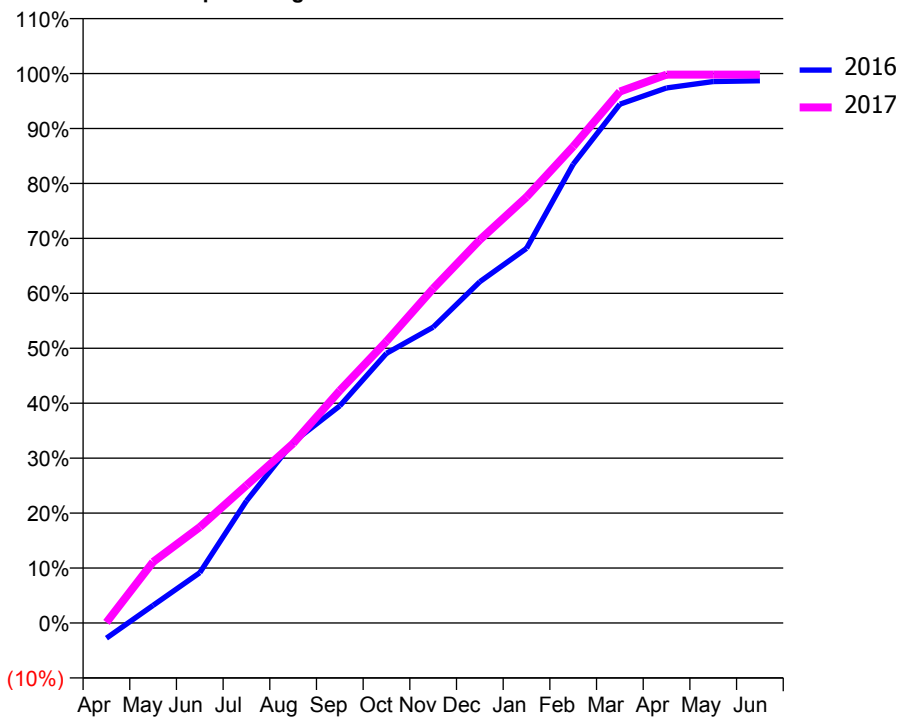
ACCESS*

Patients seen in 24 months	Total	Change since previous quarter
Quarter ending March 2016	2,690	
Quarter ending June 2016	2,800	↑
Quarter ending September 2016	2,883	↑
Quarter ending December 2016	2,899	→
Quarter ending March 2017	2,943	→
Variance since March 2016	9.4%	↑



ACTIVITY

Cumulative percentage of contracted UDA delivered 2016 & 2017



Adjusted Scheduled Activity (UDA)

Month	2016	2017
April	-205	8
May	237	820
June	675	1,286
July	1,636	1,845
August	2,424	2,406
September	2,910	3,115
October	3,615	3,776
November	3,966	4,483
December	4,575	5,136
January	5,022	5,709
February	6,148	6,386
March	6,954	7,123
April	7,171	7,350
May	7,257	7,350
June	7,269	7,350

QUALITY

	Quantity	Base Number	Contract	AT	Region	England
% of FP17s for the same patient ID Re-attending within 3 months - Children	38	849	4.5%	13.0%	13.3%	12.3%
% of FP17s for the same patient ID Re-attending within 3 months - Adults	366	2,979	12.3%	16.3%	17.3%	16.7%
% of FP17s for the same patient ID Re-attending between 3 & 9 months - Children	228	849	26.9%	54.5%	58.9%	57.6%
% of FP17s for the same patient ID Re-attending between 3 & 9 months - Adults	873	2,979	29.3%	50.2%	52.2%	50.1%
% of FP17s for Band 1 Urgent Courses	214	3,247	6.6%	8.8%	9.2%	9.1%
% of FP17s Relating to Free Repair or Replacements	42	3,247	1.3%	1.3%	1.0%	0.8%
% of FP17s Relating to Continuations	43	3,247	1.3%	1.7%	1.4%	1.2%
% of Patients satisfied with the dentistry they have received	9	10	90.0%	92.0%	93.1%	92.8%
% of Patients satisfied with the time they had to wait for an appointment	10	10	100.0%	88.8%	89.5%	88.7%

* This is based on patients treated on this contract for their most recent course of treatment. Figures in italics indicate the base number of FP17s or Patient Questionnaire responses are less than 100. N/A is shown where the base number of responses is less than 10 during the period. % is calculated as Quantity/Base number*100

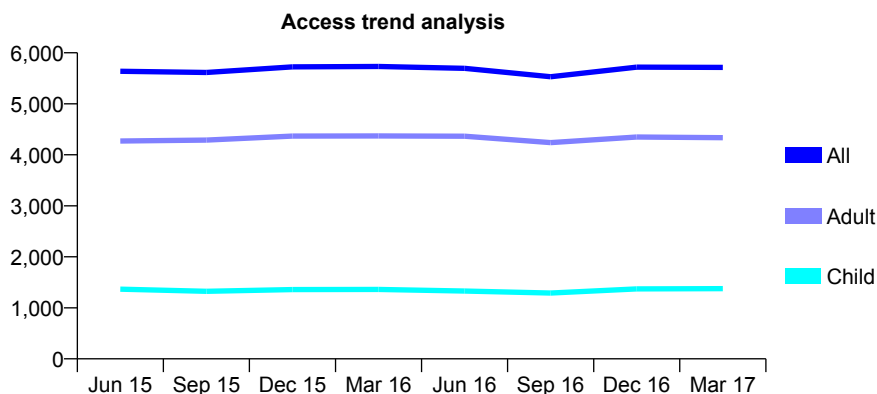
Q45 - Vital Signs At a Glance Contract Report for 334073/0001 - Year end March 2017

Name or company name	MR AM SPIVEY
Contract type name	GDS Contract
Purpose of contract	General
Contract start date	01/04/2006
Contract end date	

16/17 Contracted general activity (UDA)	19,763
Carry forward general activity (UDA)	-245
16/17 Contracted orthodontic activity (UOA)	0
Carry forward orthodontic activity (UOA)	0
Baseline contract value	£469,243.10

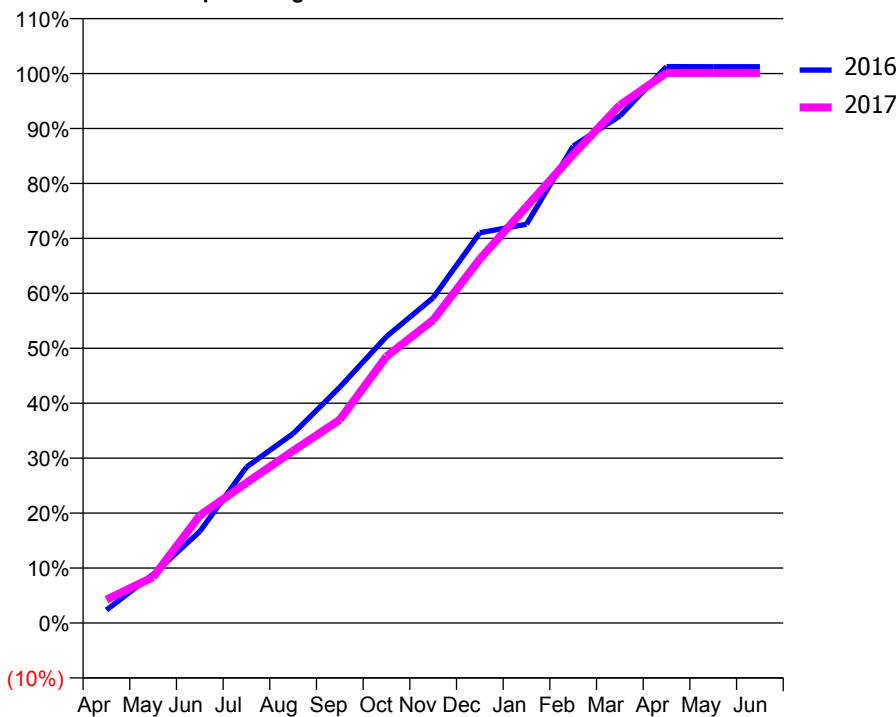
ACCESS*

Patients seen in 24 months	Total	Change since previous quarter
Quarter ending March 2016	5,733	
Quarter ending June 2016	5,695	→
Quarter ending September 2016	5,530	↓
Quarter ending December 2016	5,719	↑
Quarter ending March 2017	5,713	→
Variance since March 2016	(0.3%)	→



ACTIVITY

Cumulative percentage of contracted UDA delivered 2016 & 2017



Month	Adjusted Scheduled Activity (UDA)	
	2016	2017
April	467	842
May	1,752	1,651
June	3,293	3,870
July	5,607	5,045
August	6,811	6,193
September	8,480	7,309
October	10,303	9,592
November	11,702	10,900
December	14,036	13,089
January	14,343	14,976
February	17,151	16,849
March	18,239	18,625
April	20,009	19,788
May	20,006	19,786
June	20,008	19,786

QUALITY

	Quantity	Base Number	Contract	AT	Region	England
% of FP17s for the same patient ID Re-attending within 3 months - Children	221	2,219	10.0%	13.0%	13.3%	12.3%
% of FP17s for the same patient ID Re-attending within 3 months - Adults	1,083	6,761	16.0%	16.3%	17.3%	16.7%
% of FP17s for the same patient ID Re-attending between 3 & 9 months - Children	1,219	2,219	54.9%	54.5%	58.9%	57.6%
% of FP17s for the same patient ID Re-attending between 3 & 9 months - Adults	3,924	6,761	58.0%	50.2%	52.2%	50.1%
% of FP17s for Band 1 Urgent Courses	578	8,657	6.7%	8.8%	9.2%	9.1%
% of FP17s Relating to Free Repair or Replacements	97	8,657	1.1%	1.3%	1.0%	0.8%
% of FP17s Relating to Continuations	56	8,657	0.6%	1.7%	1.4%	1.2%
% of Patients satisfied with the dentistry they have received	31	33	93.9%	92.0%	93.1%	92.8%
% of Patients satisfied with the time they had to wait for an appointment	31	33	93.9%	88.8%	89.5%	88.7%

* This is based on patients treated on this contract for their most recent course of treatment. Figures in italics indicate the base number of FP17s or Patient Questionnaire responses are less than 100. N/A is shown where the base number of responses is less than 10 during the period. % is calculated as Quantity/Base number*100

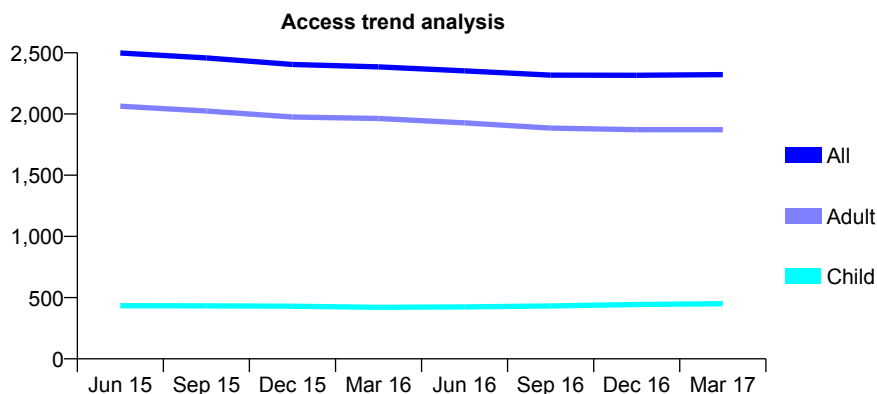
Q45 - Vital Signs At a Glance Contract Report for 367761/0001 - Year end March 2017

Name or company name	MISS EM ALLEN
Contract type name	GDS Contract
Purpose of contract	General
Contract start date	13/03/2011
Contract end date	

16/17 Contracted general activity (UDA)	7,482
Carry forward general activity (UDA)	3
16/17 Contracted orthodontic activity (UOA)	0
Carry forward orthodontic activity (UOA)	0
Baseline contract value	£190,467.11

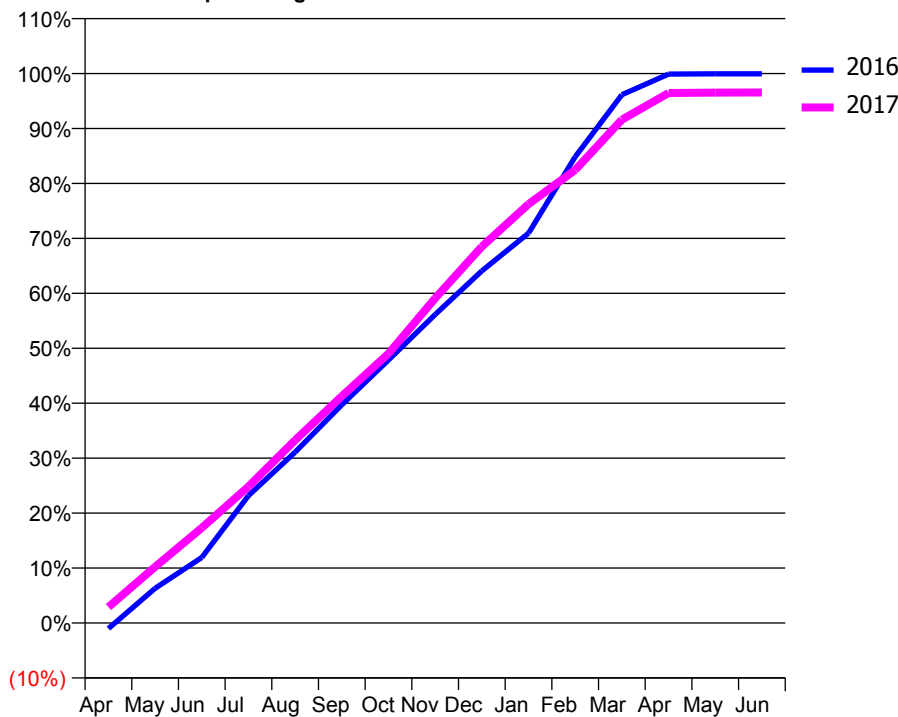
ACCESS*

Patients seen in 24 months	Total	Change since previous quarter
Quarter ending March 2016	2,385	
Quarter ending June 2016	2,352	↓
Quarter ending September 2016	2,317	↓
Quarter ending December 2016	2,316	→
Quarter ending March 2017	2,322	→
Variance since March 2016	(2.6%)	↓



ACTIVITY

Cumulative percentage of contracted UDA delivered 2016 & 2017



Adjusted Scheduled Activity (UDA)

Month	2016	2017
April	-78	217
May	473	765
June	893	1,295
July	1,734	1,859
August	2,326	2,491
September	2,972	3,087
October	3,581	3,669
November	4,201	4,422
December	4,794	5,125
January	5,308	5,703
February	6,349	6,168
March	7,193	6,854
April	7,475	7,216
May	7,479	7,223
June	7,479	7,224

QUALITY

	Quantity	Base Number	Contract	AT	Region	England
% of FP17s for the same patient ID Re-attending within 3 months - Children	76	614	12.4%	13.0%	13.3%	12.3%
% of FP17s for the same patient ID Re-attending within 3 months - Adults	595	2,596	22.9%	16.3%	17.3%	16.7%
% of FP17s for the same patient ID Re-attending between 3 & 9 months - Children	253	614	41.2%	54.5%	58.9%	57.6%
% of FP17s for the same patient ID Re-attending between 3 & 9 months - Adults	1,101	2,596	42.4%	50.2%	52.2%	50.1%
% of FP17s for Band 1 Urgent Courses	298	3,235	9.2%	8.8%	9.2%	9.1%
% of FP17s Relating to Free Repair or Replacements	19	3,235	0.6%	1.3%	1.0%	0.8%
% of FP17s Relating to Continuations	132	3,235	4.1%	1.7%	1.4%	1.2%
% of Patients satisfied with the dentistry they have received	7	8	N/A	92.0%	93.1%	92.8%
% of Patients satisfied with the time they had to wait for an appointment	8	8	N/A	88.8%	89.5%	88.7%

* This is based on patients treated on this contract for their most recent course of treatment. Figures in italics indicate the base number of FP17s or Patient Questionnaire responses are less than 100. N/A is shown where the base number of responses is less than 10 during the period. % is calculated as Quantity/Base number*100

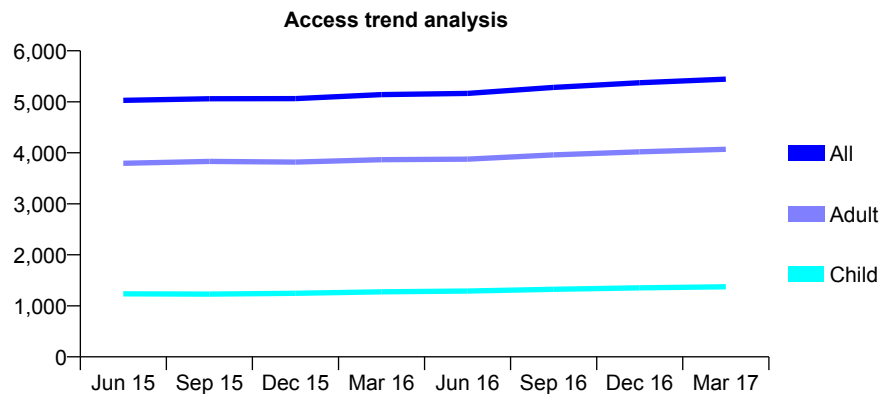
Q45 - Vital Signs At a Glance Contract Report for 399671/0001 - Year end March 2017

Name or company name	MR N SUGGETT
Contract type name	GDS Contract
Purpose of contract	General
Contract start date	20/12/2010
Contract end date	

16/17 Contracted general activity (UDA)	18,907
Carry forward general activity (UDA)	0
16/17 Contracted orthodontic activity (UOA)	0
Carry forward orthodontic activity (UOA)	0
Baseline contract value	£418,392.91

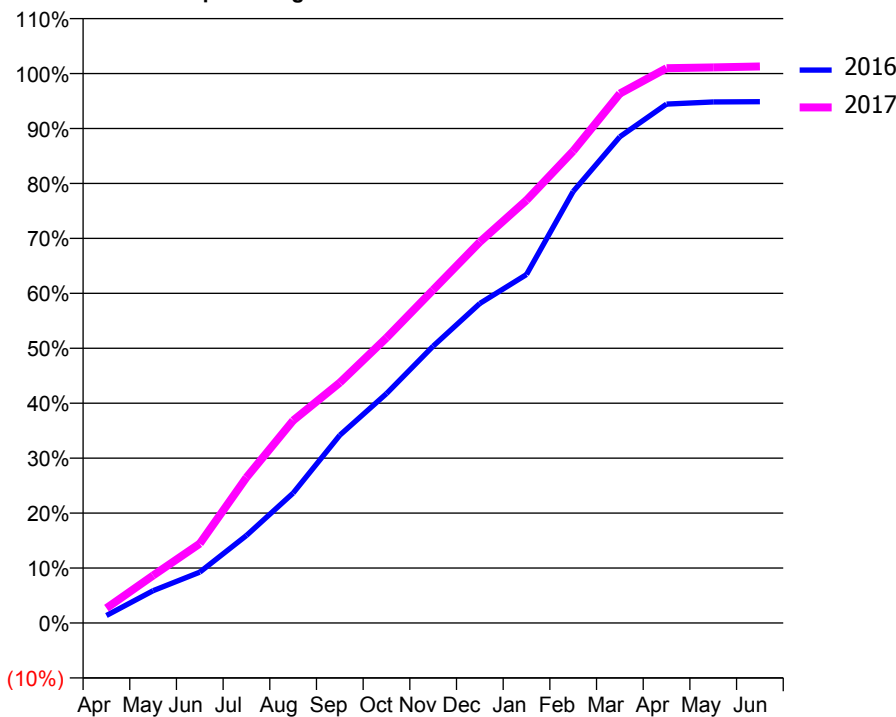
ACCESS*

Patients seen in 24 months	Total	Change since previous quarter
Quarter ending March 2016	5,140	
Quarter ending June 2016	5,166	→
Quarter ending September 2016	5,283	↑
Quarter ending December 2016	5,373	→
Quarter ending March 2017	5,444	→
Variance since March 2016	5.9%	↑



ACTIVITY

Cumulative percentage of contracted UDA delivered 2016 & 2017



Month	Adjusted Scheduled Activity (UDA)	
	2016	2017
April	257	511
May	1,114	1,634
June	1,748	2,731
July	3,014	5,009
August	4,473	6,967
September	6,462	8,272
October	7,893	9,811
November	9,527	11,462
December	10,996	13,111
January	11,990	14,546
February	14,851	16,241
March	16,729	18,215
April	17,854	19,090
May	17,930	19,117
June	17,936	19,149

QUALITY

	Quantity	Base Number	Contract	AT	Region	England
% of FP17s for the same patient ID Re-attending within 3 months - Children	162	2,042	7.9%	13.0%	13.3%	12.3%
% of FP17s for the same patient ID Re-attending within 3 months - Adults	616	5,395	11.4%	16.3%	17.3%	16.7%
% of FP17s for the same patient ID Re-attending between 3 & 9 months - Children	1,191	2,042	58.3%	54.5%	58.9%	57.6%
% of FP17s for the same patient ID Re-attending between 3 & 9 months - Adults	2,870	5,395	53.2%	50.2%	52.2%	50.1%
% of FP17s for Band 1 Urgent Courses	498	7,383	6.7%	8.8%	9.2%	9.1%
% of FP17s Relating to Free Repair or Replacements	77	7,383	1.0%	1.3%	1.0%	0.8%
% of FP17s Relating to Continuations	72	7,383	1.0%	1.7%	1.4%	1.2%
% of Patients satisfied with the dentistry they have received	9	10	90.0%	92.0%	93.1%	92.8%
% of Patients satisfied with the time they had to wait for an appointment	9	10	90.0%	88.8%	89.5%	88.7%

* This is based on patients treated on this contract for their most recent course of treatment. Figures in italics indicate the base number of FP17s or Patient Questionnaire responses are less than 100. N/A is shown where the base number of responses is less than 10 during the period. % is calculated as Quantity/Base number*100

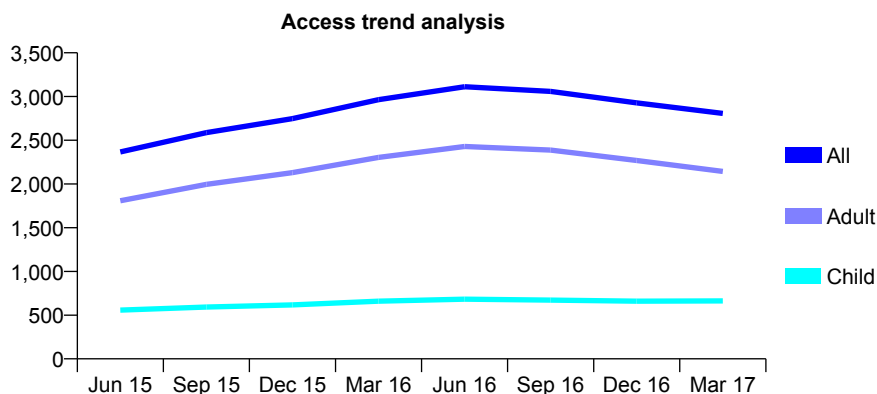
Q45 - Vital Signs At a Glance Contract Report for 462373/0001 - Year end March 2017

Name or company name	MR A AL-MORHIBY
Contract type name	GDS Contract
Purpose of contract	General
Contract start date	01/07/2014
Contract end date	

16/17 Contracted general activity (UDA)	14,089
Carry forward general activity (UDA)	0
16/17 Contracted orthodontic activity (UOA)	0
Carry forward orthodontic activity (UOA)	0
Baseline contract value	£367,422.46

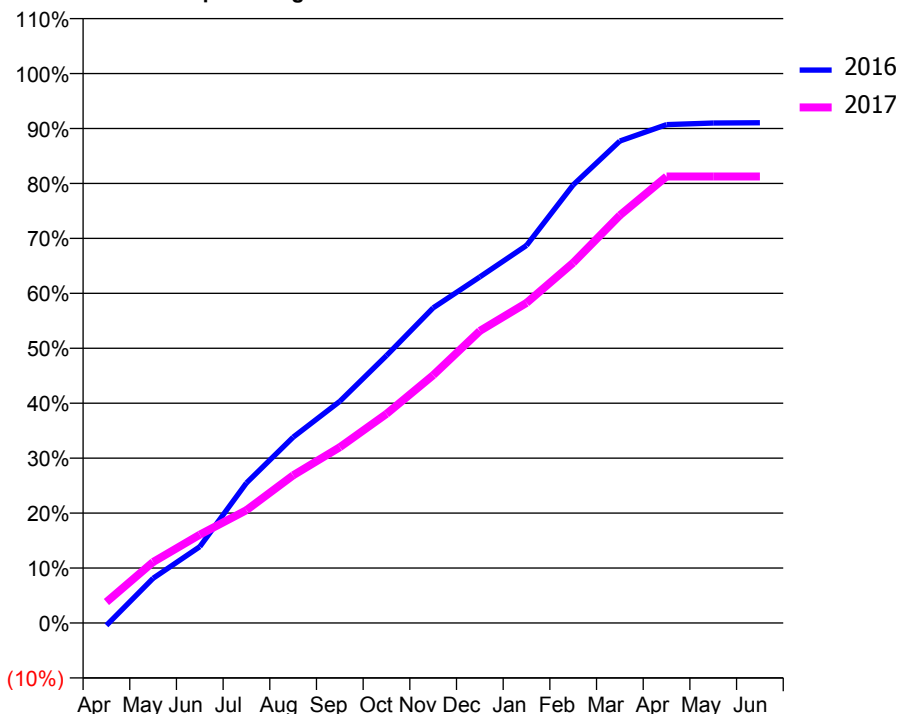
ACCESS*

Patients seen in 24 months	Total	Change since previous quarter
Quarter ending March 2016	2,964	
Quarter ending June 2016	3,112	↑
Quarter ending September 2016	3,059	↓
Quarter ending December 2016	2,927	↓
Quarter ending March 2017	2,807	↓
Variance since March 2016	(5.3%)	↓



ACTIVITY

Cumulative percentage of contracted UDA delivered 2016 & 2017



Month	Adjusted Scheduled Activity (UDA)	
	2016	2017
April	-64	538
May	1,148	1,563
June	1,956	2,263
July	3,593	2,894
August	4,763	3,788
September	5,686	4,508
October	6,858	5,361
November	8,082	6,353
December	8,872	7,488
January	9,681	8,208
February	11,234	9,236
March	12,357	10,452
April	12,780	11,448
May	12,819	11,448
June	12,828	11,448

QUALITY

	Quantity	Base Number	Contract	AT	Region	England
% of FP17s for the same patient ID Re-attending within 3 months - Children	57	793	7.2%	13.0%	13.3%	12.3%
% of FP17s for the same patient ID Re-attending within 3 months - Adults	529	2,503	21.1%	16.3%	17.3%	16.7%
% of FP17s for the same patient ID Re-attending between 3 & 9 months - Children	306	793	38.6%	54.5%	58.9%	57.6%
% of FP17s for the same patient ID Re-attending between 3 & 9 months - Adults	908	2,503	36.3%	50.2%	52.2%	50.1%
% of FP17s for Band 1 Urgent Courses	637	3,400	18.7%	8.8%	9.2%	9.1%
% of FP17s Relating to Free Repair or Replacements	33	3,400	1.0%	1.3%	1.0%	0.8%
% of FP17s Relating to Continuations	50	3,400	1.5%	1.7%	1.4%	1.2%
% of Patients satisfied with the dentistry they have received	10	14	71.4%	92.0%	93.1%	92.8%
% of Patients satisfied with the time they had to wait for an appointment	12	14	85.7%	88.8%	89.5%	88.7%

* This is based on patients treated on this contract for their most recent course of treatment. Figures in italics indicate the base number of FP17s or Patient Questionnaire responses are less than 100. N/A is shown where the base number of responses is less than 10 during the period. % is calculated as Quantity/Base number*100

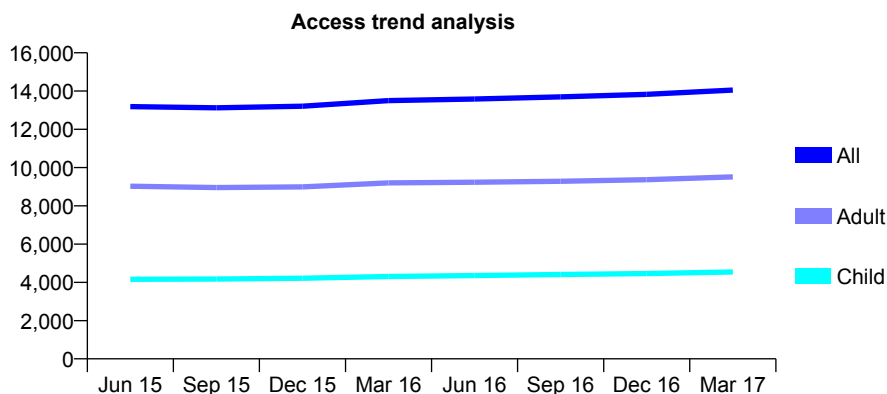
Q45 - Vital Signs At a Glance Contract Report for 569992/0001 - Year end March 2017

Name or company name	Mr Michael Stanley Hulley
Contract type name	GDS Contract
Purpose of contract	General
Contract start date	01/04/2006
Contract end date	

16/17 Contracted general activity (UDA)	42,999
Carry forward general activity (UDA)	0
16/17 Contracted orthodontic activity (UOA)	0
Carry forward orthodontic activity (UOA)	0
Baseline contract value	£1,030,772.18

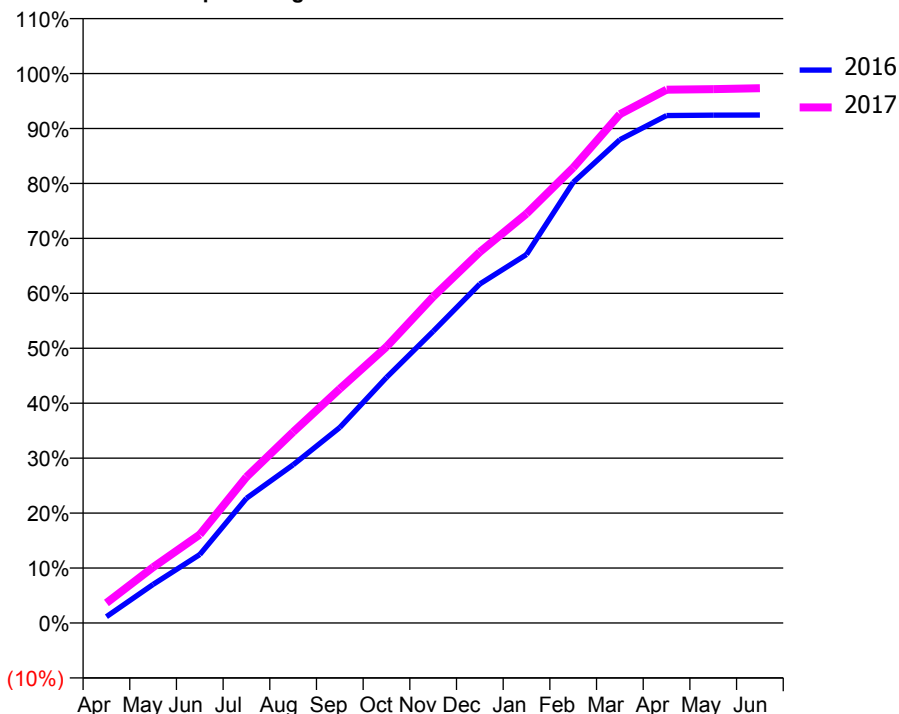
ACCESS*

Patients seen in 24 months	Total	Change since previous quarter
Quarter ending March 2016	13,504	
Quarter ending June 2016	13,584	→
Quarter ending September 2016	13,693	→
Quarter ending December 2016	13,826	→
Quarter ending March 2017	14,054	→
Variance since March 2016	4.1%	↑



ACTIVITY

Cumulative percentage of contracted UDA delivered 2016 & 2017



Month	Adjusted Scheduled Activity (UDA)	
	2016	2017
April	496	1,567
May	3,020	4,363
June	5,357	6,920
July	9,758	11,435
August	12,372	14,947
September	15,298	18,332
October	19,208	21,620
November	22,814	25,528
December	26,519	29,033
January	28,826	32,025
February	34,469	35,625
March	37,797	39,816
April	39,689	41,729
May	39,722	41,775
June	39,736	41,851

QUALITY

	Quantity	Base Number	Contract	AT	Region	England
% of FP17s for the same patient ID Re-attending within 3 months - Children	681	7,811	8.7%	13.0%	13.3%	12.3%
% of FP17s for the same patient ID Re-attending within 3 months - Adults	2,240	13,470	16.6%	16.3%	17.3%	16.7%
% of FP17s for the same patient ID Re-attending between 3 & 9 months - Children	4,718	7,811	60.4%	54.5%	58.9%	57.6%
% of FP17s for the same patient ID Re-attending between 3 & 9 months - Adults	6,511	13,470	48.3%	50.2%	52.2%	50.1%
% of FP17s for Band 1 Urgent Courses	2,767	21,238	13.0%	8.8%	9.2%	9.1%
% of FP17s Relating to Free Repair or Replacements	759	21,238	3.6%	1.3%	1.0%	0.8%
% of FP17s Relating to Continuations	331	21,238	1.6%	1.7%	1.4%	1.2%
% of Patients satisfied with the dentistry they have received	23	26	88.5%	92.0%	93.1%	92.8%
% of Patients satisfied with the time they had to wait for an appointment	26	26	100.0%	88.8%	89.5%	88.7%

* This is based on patients treated on this contract for their most recent course of treatment. Figures in italics indicate the base number of FP17s or Patient Questionnaire responses are less than 100. N/A is shown where the base number of responses is less than 10 during the period. % is calculated as Quantity/Base number*100

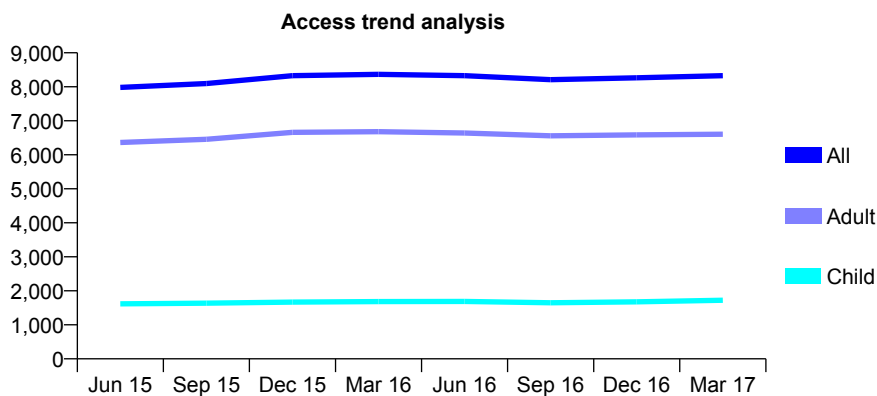
Q45 - Vital Signs At a Glance Contract Report for 572926/0001 - Year end March 2017

Name or company name	Avante Dental Care Partnership
Contract type name	GDS Contract
Purpose of contract	General and Orthodontic
Contract start date	01/04/2006
Contract end date	

16/17 Contracted general activity (UDA)	27,440
Carry forward general activity (UDA)	0
16/17 Contracted orthodontic activity (UOA)	274
Carry forward orthodontic activity (UOA)	0
Baseline contract value	£666,506.05

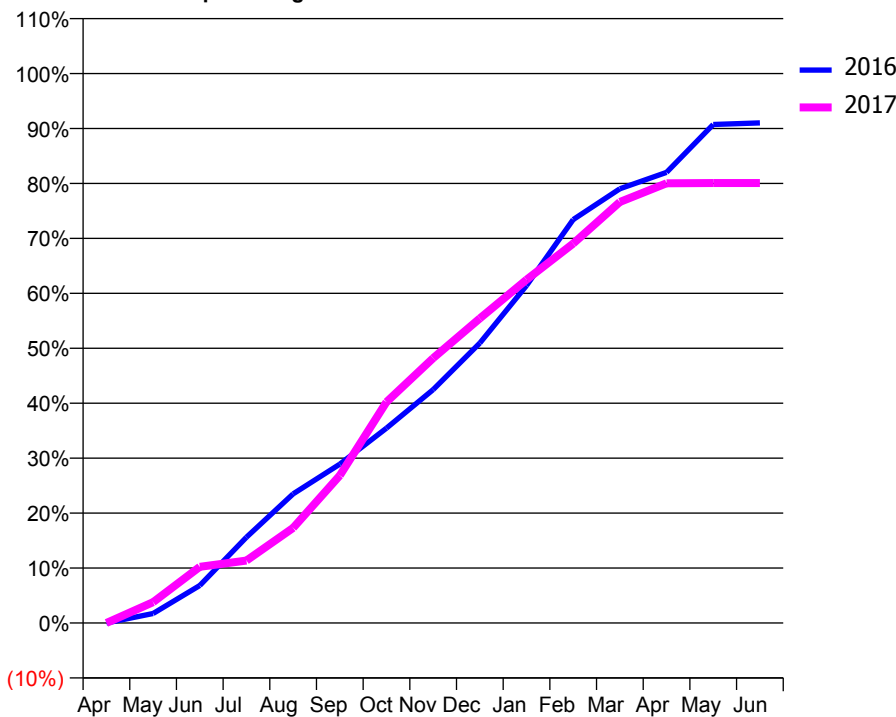
ACCESS*

Patients seen in 24 months	Total	Change since previous quarter
Quarter ending March 2016	8,368	
Quarter ending June 2016	8,328	→
Quarter ending September 2016	8,209	↓
Quarter ending December 2016	8,266	→
Quarter ending March 2017	8,326	→
Variance since March 2016	(0.5%)	→



ACTIVITY

Cumulative percentage of contracted UDA delivered 2016 & 2017



Month	Adjusted Scheduled Activity (UDA)	
	2016	2017
April	0	0
May	479	1,043
June	1,874	2,804
July	4,284	3,121
August	6,448	4,748
September	7,932	7,369
October	9,733	11,038
November	11,655	13,227
December	13,978	15,210
January	16,848	17,140
February	20,146	18,946
March	21,686	21,025
April	22,503	21,957
May	24,893	21,969
June	24,971	21,969

QUALITY

	Quantity	Base Number	Contract	AT	Region	England
% of FP17s for the same patient ID Re-attending within 3 months - Children	212	2,787	7.6%	13.0%	13.3%	12.3%
% of FP17s for the same patient ID Re-attending within 3 months - Adults	1,447	10,492	13.8%	16.3%	17.3%	16.7%
% of FP17s for the same patient ID Re-attending between 3 & 9 months - Children	1,692	2,787	60.7%	54.5%	58.9%	57.6%
% of FP17s for the same patient ID Re-attending between 3 & 9 months - Adults	6,527	10,492	62.2%	50.2%	52.2%	50.1%
% of FP17s for Band 1 Urgent Courses	740	12,148	6.1%	8.8%	9.2%	9.1%
% of FP17s Relating to Free Repair or Replacements	127	12,148	1.0%	1.3%	1.0%	0.8%
% of FP17s Relating to Continuations	156	12,148	1.3%	1.7%	1.4%	1.2%
% of Patients satisfied with the dentistry they have received	20	24	83.3%	92.0%	93.1%	92.8%
% of Patients satisfied with the time they had to wait for an appointment	21	24	87.5%	88.8%	89.5%	88.7%

* This is based on patients treated on this contract for their most recent course of treatment. Figures in italics indicate the base number of FP17s or Patient Questionnaire responses are less than 100. N/A is shown where the base number of responses is less than 10 during the period. % is calculated as Quantity/Base number*100

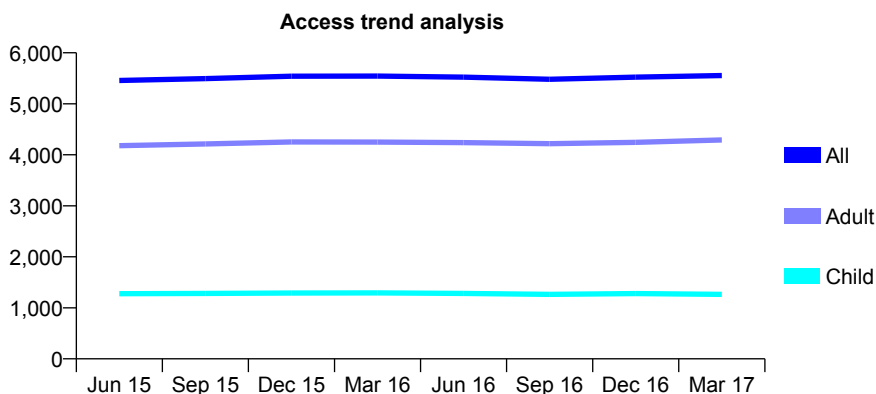
Q45 - Vital Signs At a Glance Contract Report for 576549/0001 - Year end March 2017

Name or company name	Ashby and Atkinson
Contract type name	GDS Contract
Purpose of contract	General
Contract start date	01/04/2006
Contract end date	

16/17 Contracted general activity (UDA)	13,993
Carry forward general activity (UDA)	280
16/17 Contracted orthodontic activity (UOA)	0
Carry forward orthodontic activity (UOA)	0
Baseline contract value	£385,256.93

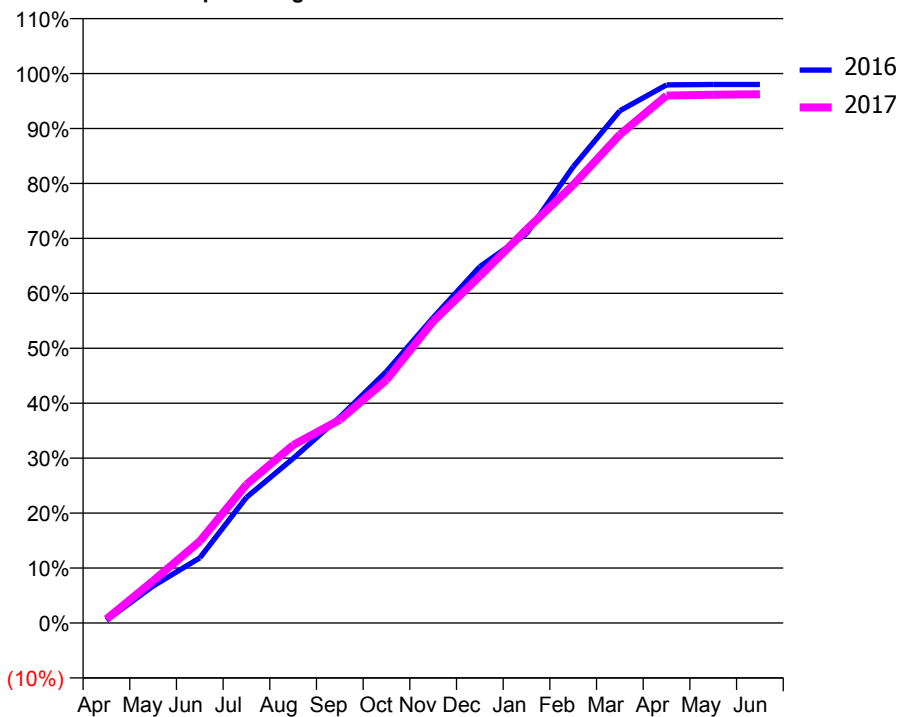
ACCESS*

Patients seen in 24 months	Total	Change since previous quarter
Quarter ending March 2016	5,544	
Quarter ending June 2016	5,522	→
Quarter ending September 2016	5,481	→
Quarter ending December 2016	5,524	→
Quarter ending March 2017	5,555	→
Variance since March 2016	0.2%	→



ACTIVITY

Cumulative percentage of contracted UDA delivered 2016 & 2017



Month	Adjusted Scheduled Activity (UDA)	
	2016	2017
April	69	101
May	944	1,076
June	1,660	2,082
July	3,199	3,529
August	4,191	4,533
September	5,245	5,177
October	6,404	6,190
November	7,777	7,684
December	9,075	8,838
January	9,916	10,021
February	11,618	11,156
March	13,044	12,441
April	13,703	13,431
May	13,713	13,451
June	13,713	13,464

QUALITY

	Quantity	Base Number	Contract	AT	Region	England
% of FP17s for the same patient ID Re-attending within 3 months - Children	136	1,934	7.0%	13.0%	13.3%	12.3%
% of FP17s for the same patient ID Re-attending within 3 months - Adults	763	5,305	14.4%	16.3%	17.3%	16.7%
% of FP17s for the same patient ID Re-attending between 3 & 9 months - Children	1,275	1,934	65.9%	54.5%	58.9%	57.6%
% of FP17s for the same patient ID Re-attending between 3 & 9 months - Adults	2,373	5,305	44.7%	50.2%	52.2%	50.1%
% of FP17s for Band 1 Urgent Courses	480	6,748	7.1%	8.8%	9.2%	9.1%
% of FP17s Relating to Free Repair or Replacements	101	6,748	1.5%	1.3%	1.0%	0.8%
% of FP17s Relating to Continuations	123	6,748	1.8%	1.7%	1.4%	1.2%
% of Patients satisfied with the dentistry they have received	13	14	92.9%	92.0%	93.1%	92.8%
% of Patients satisfied with the time they had to wait for an appointment	12	14	85.7%	88.8%	89.5%	88.7%

* This is based on patients treated on this contract for their most recent course of treatment. Figures in italics indicate the base number of FP17s or Patient Questionnaire responses are less than 100. N/A is shown where the base number of responses is less than 10 during the period. % is calculated as Quantity/Base number*100

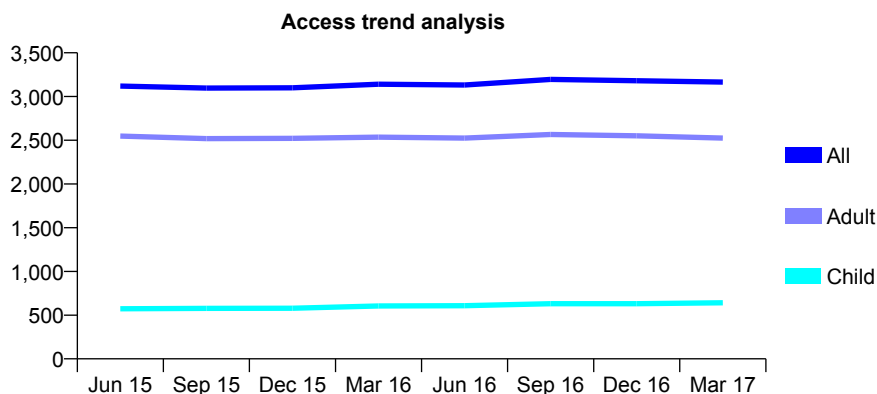
Q45 - Vital Signs At a Glance Contract Report for 603252/0001 - Year end March 2017

Name or company name	MRS S BEDI
Contract type name	GDS Contract
Purpose of contract	General
Contract start date	01/01/2011
Contract end date	

16/17 Contracted general activity (UDA)	9,825
Carry forward general activity (UDA)	185
16/17 Contracted orthodontic activity (UOA)	0
Carry forward orthodontic activity (UOA)	0
Baseline contract value	£263,159.78

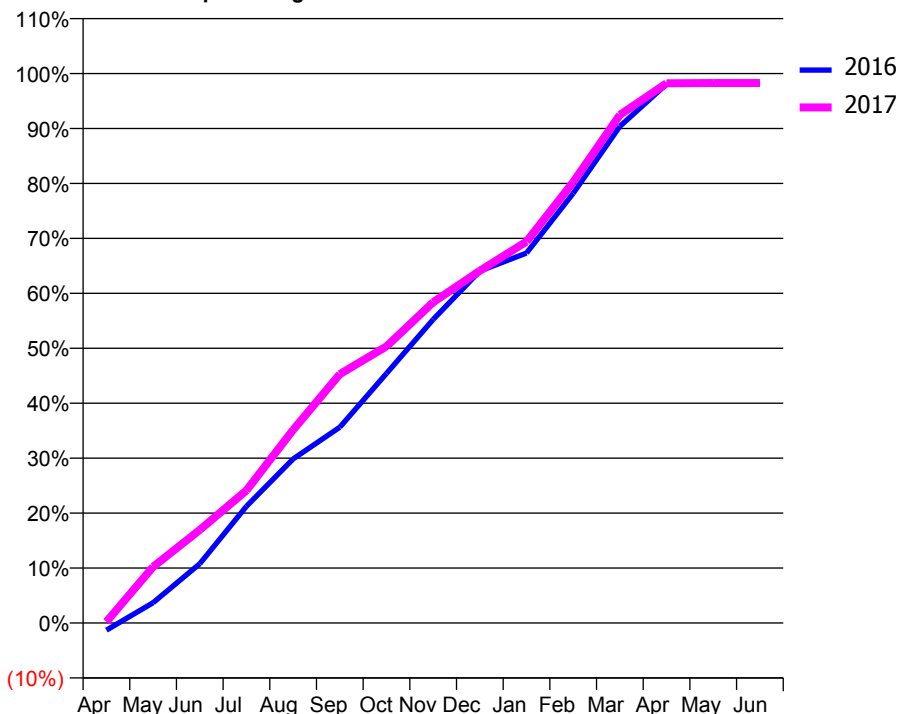
ACCESS*

Patients seen in 24 months	Total	Change since previous quarter
Quarter ending March 2016	3,141	
Quarter ending June 2016	3,132	→
Quarter ending September 2016	3,196	↑
Quarter ending December 2016	3,181	→
Quarter ending March 2017	3,166	→
Variance since March 2016	0.8%	→



ACTIVITY

Cumulative percentage of contracted UDA delivered 2016 & 2017



Month	Adjusted Scheduled Activity (UDA)	
	2016	2017
April	-131	22
May	364	1,004
June	1,059	1,664
July	2,088	2,371
August	2,935	3,454
September	3,501	4,451
October	4,462	4,946
November	5,427	5,736
December	6,293	6,298
January	6,616	6,819
February	7,684	7,884
March	8,880	9,086
April	9,635	9,650
May	9,639	9,655
June	9,640	9,656

QUALITY

	Quantity	Base Number	Contract	AT	Region	England
% of FP17s for the same patient ID Re-attending within 3 months - Children	80	1,161	6.9%	13.0%	13.3%	12.3%
% of FP17s for the same patient ID Re-attending within 3 months - Adults	550	4,473	12.3%	16.3%	17.3%	16.7%
% of FP17s for the same patient ID Re-attending between 3 & 9 months - Children	786	1,161	67.7%	54.5%	58.9%	57.6%
% of FP17s for the same patient ID Re-attending between 3 & 9 months - Adults	3,092	4,473	69.1%	50.2%	52.2%	50.1%
% of FP17s for Band 1 Urgent Courses	329	5,473	6.0%	8.8%	9.2%	9.1%
% of FP17s Relating to Free Repair or Replacements	106	5,473	1.9%	1.3%	1.0%	0.8%
% of FP17s Relating to Continuations	53	5,473	1.0%	1.7%	1.4%	1.2%
% of Patients satisfied with the dentistry they have received	42	46	91.3%	92.0%	93.1%	92.8%
% of Patients satisfied with the time they had to wait for an appointment	41	46	89.1%	88.8%	89.5%	88.7%

* This is based on patients treated on this contract for their most recent course of treatment. Figures in italics indicate the base number of FP17s or Patient Questionnaire responses are less than 100. N/A is shown where the base number of responses is less than 10 during the period. % is calculated as Quantity/Base number*100

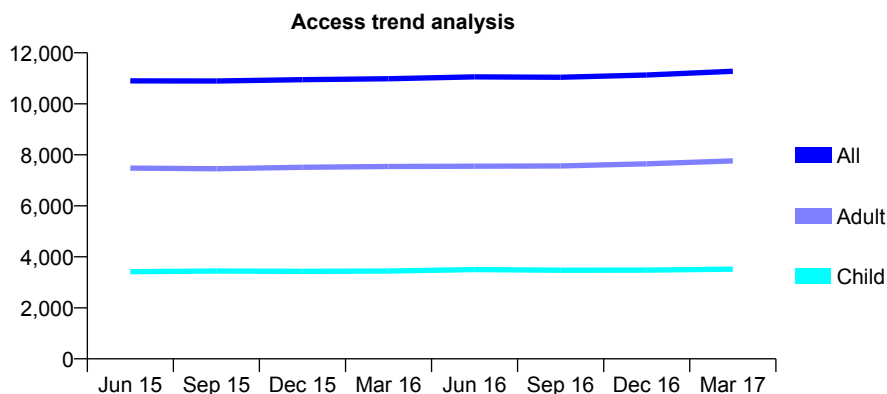
Q45 - Vital Signs At a Glance Contract Report for 629758/0001 - Year end March 2017

Name or company name	MISS HJ ALMOND
Contract type name	GDS Contract
Purpose of contract	General
Contract start date	01/04/2006
Contract end date	

16/17 Contracted general activity (UDA)	35,800
Carry forward general activity (UDA)	0
16/17 Contracted orthodontic activity (UOA)	0
Carry forward orthodontic activity (UOA)	0
Baseline contract value	£948,963.12

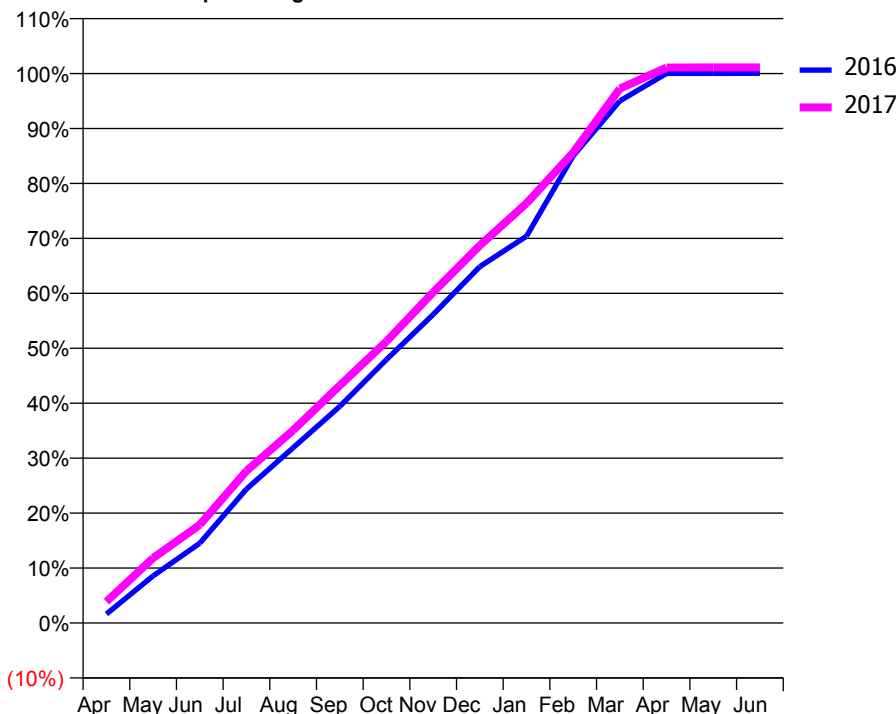
ACCESS*

Patients seen in 24 months	Total	Change since previous quarter
Quarter ending March 2016	10,983	
Quarter ending June 2016	11,056	→
Quarter ending September 2016	11,041	→
Quarter ending December 2016	11,127	→
Quarter ending March 2017	11,276	→
Variance since March 2016	2.7%	↑



ACTIVITY

Cumulative percentage of contracted UDA delivered 2016 & 2017



Adjusted Scheduled Activity (UDA)

Month	2016	2017
April	584	1,396
May	3,072	4,238
June	5,196	6,400
July	8,724	9,908
August	11,423	12,557
September	14,112	15,476
October	17,165	18,352
November	20,098	21,552
December	23,214	24,597
January	25,199	27,347
February	30,433	30,652
March	34,020	34,817
April	35,803	36,192
May	35,809	36,199
June	35,816	36,199

QUALITY

	Quantity	Base Number	Contract	AT	Region	England
% of FP17s for the same patient ID Re-attending within 3 months - Children	518	5,149	10.1%	13.0%	13.3%	12.3%
% of FP17s for the same patient ID Re-attending within 3 months - Adults	1,713	10,869	15.8%	16.3%	17.3%	16.7%
% of FP17s for the same patient ID Re-attending between 3 & 9 months - Children	2,818	5,149	54.7%	54.5%	58.9%	57.6%
% of FP17s for the same patient ID Re-attending between 3 & 9 months - Adults	5,794	10,869	53.3%	50.2%	52.2%	50.1%
% of FP17s for Band 1 Urgent Courses	673	15,042	4.5%	8.8%	9.2%	9.1%
% of FP17s Relating to Free Repair or Replacements	336	15,042	2.2%	1.3%	1.0%	0.8%
% of FP17s Relating to Continuations	502	15,042	3.3%	1.7%	1.4%	1.2%
% of Patients satisfied with the dentistry they have received	19	21	90.5%	92.0%	93.1%	92.8%
% of Patients satisfied with the time they had to wait for an appointment	19	21	90.5%	88.8%	89.5%	88.7%

* This is based on patients treated on this contract for their most recent course of treatment. Figures in italics indicate the base number of FP17s or Patient Questionnaire responses are less than 100. N/A is shown where the base number of responses is less than 10 during the period. % is calculated as Quantity/Base number*100

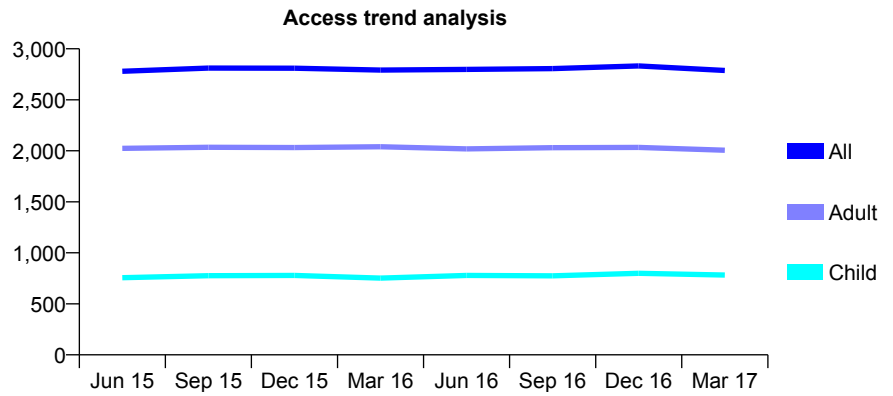
Q45 - Vital Signs At a Glance Contract Report for 630500/0001 - Year end March 2017

Name or company name	MR NP PLAHE
Contract type name	GDS Contract
Purpose of contract	General
Contract start date	01/04/2006
Contract end date	

16/17 Contracted general activity (UDA)	7,723
Carry forward general activity (UDA)	0
16/17 Contracted orthodontic activity (UOA)	0
Carry forward orthodontic activity (UOA)	0
Baseline contract value	£180,490.09

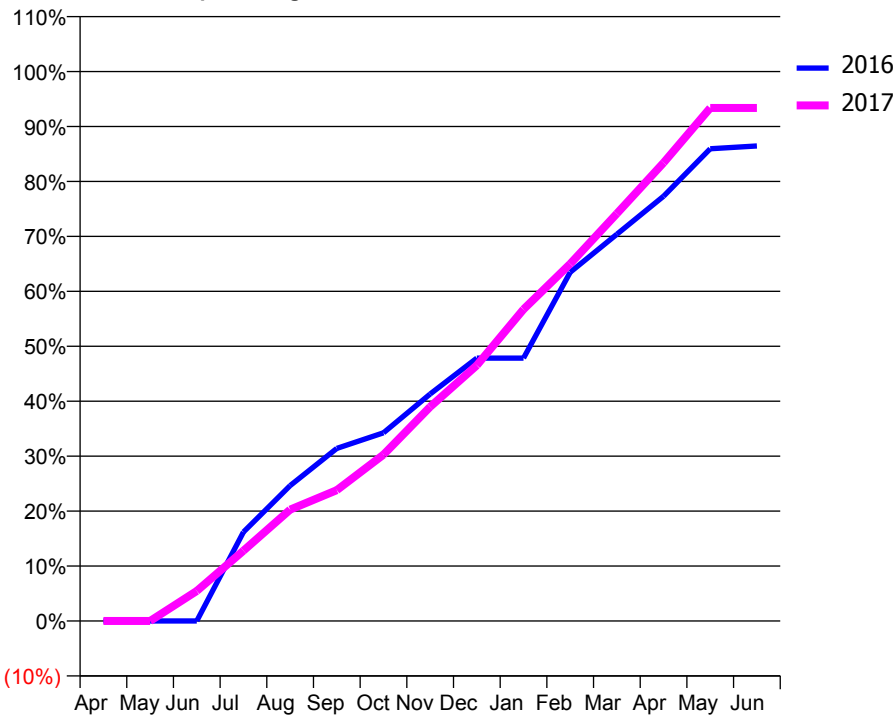
ACCESS*

Patients seen in 24 months	Total	Change since previous quarter
Quarter ending March 2016	2,792	
Quarter ending June 2016	2,798	→
Quarter ending September 2016	2,806	→
Quarter ending December 2016	2,832	→
Quarter ending March 2017	2,788	↓
Variance since March 2016	(0.1%)	→



ACTIVITY

Cumulative percentage of contracted UDA delivered 2016 & 2017



Month	Adjusted Scheduled Activity (UDA)	
	2016	2017
April	0	0
May	1	0
June	1	422
July	1,251	988
August	1,903	1,567
September	2,425	1,839
October	2,646	2,338
November	3,192	3,012
December	3,695	3,594
January	3,695	4,382
February	4,902	5,020
March	5,436	5,727
April	5,971	6,441
May	6,637	7,211
June	6,676	7,211

QUALITY

	Quantity	Base Number	Contract	AT	Region	England
% of FP17s for the same patient ID Re-attending within 3 months - Children	44	903	4.9%	13.0%	13.3%	12.3%
% of FP17s for the same patient ID Re-attending within 3 months - Adults	254	2,239	11.3%	16.3%	17.3%	16.7%
% of FP17s for the same patient ID Re-attending between 3 & 9 months - Children	349	903	38.6%	54.5%	58.9%	57.6%
% of FP17s for the same patient ID Re-attending between 3 & 9 months - Adults	837	2,239	37.4%	50.2%	52.2%	50.1%
% of FP17s for Band 1 Urgent Courses	166	3,186	5.2%	8.8%	9.2%	9.1%
% of FP17s Relating to Free Repair or Replacements	50	3,186	1.6%	1.3%	1.0%	0.8%
% of FP17s Relating to Continuations	67	3,186	2.1%	1.7%	1.4%	1.2%
% of Patients satisfied with the dentistry they have received	9	9	N/A	92.0%	93.1%	92.8%
% of Patients satisfied with the time they had to wait for an appointment	8	9	N/A	88.8%	89.5%	88.7%

* This is based on patients treated on this contract for their most recent course of treatment. Figures in italics indicate the base number of FP17s or Patient Questionnaire responses are less than 100. N/A is shown where the base number of responses is less than 10 during the period. % is calculated as Quantity/Base number*100

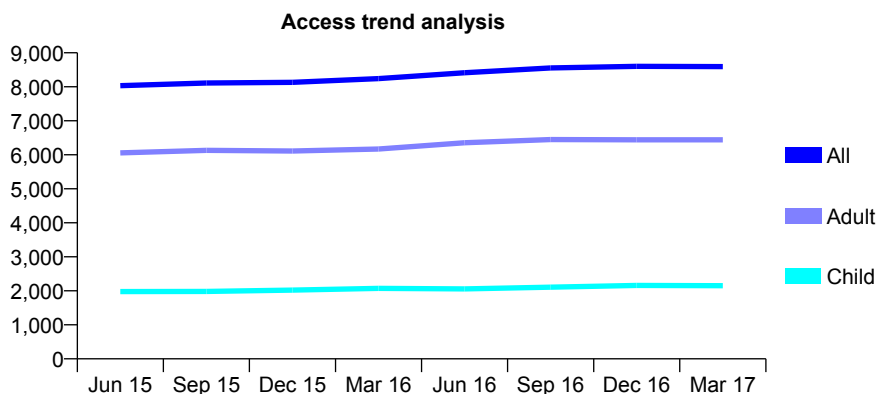
Q45 - Vital Signs At a Glance Contract Report for 636827/0002 - Year end March 2017

Name or company name	MR OS DHANOYA
Contract type name	Pilot Contract
Purpose of contract	General
Contract start date	01/04/2006
Contract end date	

16/17 Contracted general activity (UDA)	30,842
Carry forward general activity (UDA)	0
16/17 Contracted orthodontic activity (UOA)	0
Carry forward orthodontic activity (UOA)	0
Baseline contract value	£863,497.67

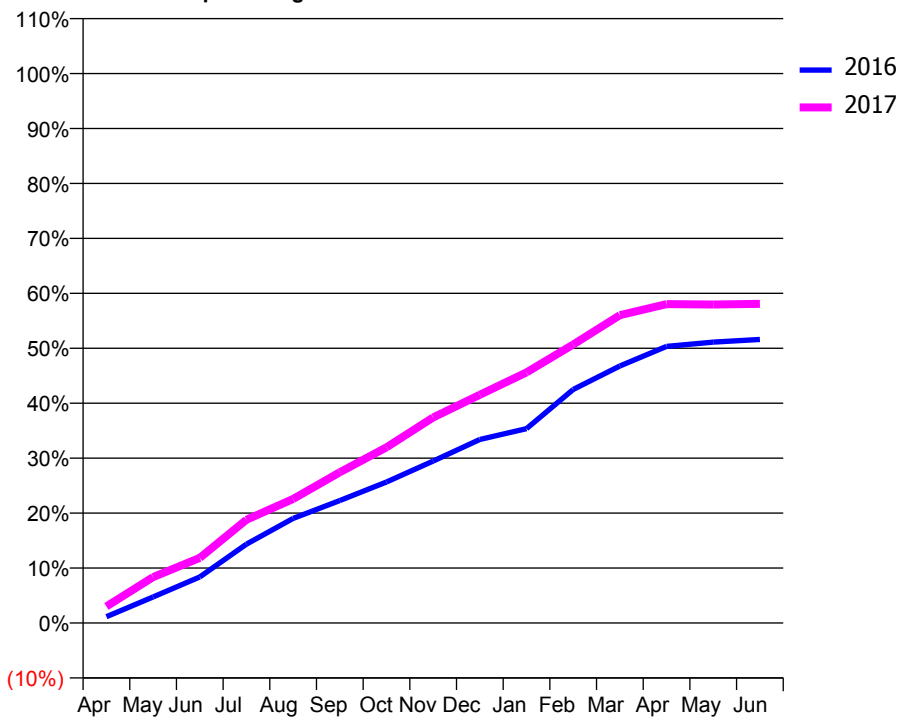
ACCESS*

Patients seen in 24 months	Total	Change since previous quarter
Quarter ending March 2016	8,240	
Quarter ending June 2016	8,412	↑
Quarter ending September 2016	8,556	→
Quarter ending December 2016	8,600	→
Quarter ending March 2017	8,594	→
Variance since March 2016	4.3%	↑



ACTIVITY

Cumulative percentage of contracted UDA delivered 2016 & 2017



Month	Adjusted Scheduled Activity (UDA)	
	2016	2017
April	358	931
May	1,465	2,576
June	2,584	3,653
July	4,425	5,800
August	5,872	6,965
September	6,873	8,459
October	7,914	9,860
November	9,089	11,536
December	10,303	12,813
January	10,906	14,067
February	13,106	15,631
March	14,425	17,281
April	15,530	17,901
May	15,765	17,880
June	15,917	17,911

QUALITY

	Quantity	Base Number	Contract	AT	Region	England
% of FP17s for the same patient ID Re-attending within 3 months - Children	249	3,010	8.3%	13.0%	13.3%	12.3%
% of FP17s for the same patient ID Re-attending within 3 months - Adults	1,245	7,975	15.6%	16.3%	17.3%	16.7%
% of FP17s for the same patient ID Re-attending between 3 & 9 months - Children	1,349	3,010	44.8%	54.5%	58.9%	57.6%
% of FP17s for the same patient ID Re-attending between 3 & 9 months - Adults	3,085	7,975	38.7%	50.2%	52.2%	50.1%
% of FP17s for Band 1 Urgent Courses	755	8,684	8.7%	8.8%	9.2%	9.1%
% of FP17s Relating to Free Repair or Replacements	97	8,684	1.1%	1.3%	1.0%	0.8%
% of FP17s Relating to Continuations	2	8,684	0.0%	1.7%	1.4%	1.2%
% of Patients satisfied with the dentistry they have received	10	11	90.9%	92.0%	93.1%	92.8%
% of Patients satisfied with the time they had to wait for an appointment	9	11	81.8%	88.8%	89.5%	88.7%

* This is based on patients treated on this contract for their most recent course of treatment. Figures in italics indicate the base number of FP17s or Patient Questionnaire responses are less than 100. N/A is shown where the base number of responses is less than 10 during the period. % is calculated as Quantity/Base number*100

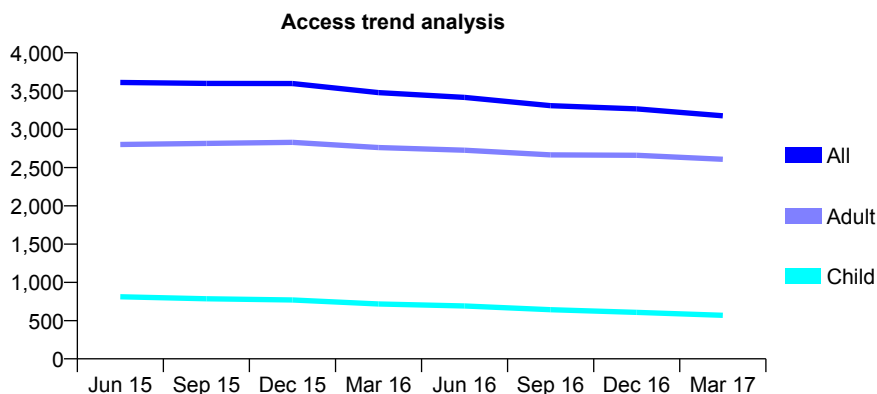
Q45 - Vital Signs At a Glance Contract Report for 642304/0001 - Year end March 2017

Name or company name	MISS K HORNE
Contract type name	GDS Contract
Purpose of contract	General
Contract start date	01/04/2006
Contract end date	

16/17 Contracted general activity (UDA)	12,954
Carry forward general activity (UDA)	0
16/17 Contracted orthodontic activity (UOA)	0
Carry forward orthodontic activity (UOA)	0
Baseline contract value	£295,589.37

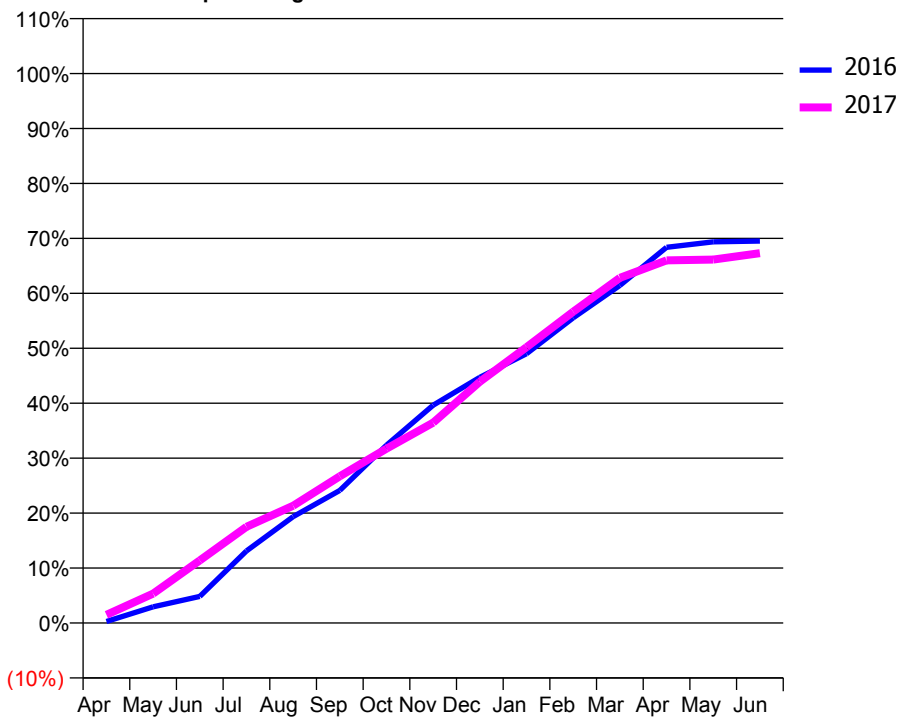
ACCESS*

Patients seen in 24 months	Total	Change since previous quarter
Quarter ending March 2016	3,480	
Quarter ending June 2016	3,417	↓
Quarter ending September 2016	3,309	↓
Quarter ending December 2016	3,267	↓
Quarter ending March 2017	3,177	↓
Variance since March 2016	(8.7%)	↓



ACTIVITY

Cumulative percentage of contracted UDA delivered 2016 & 2017



Month	Adjusted Scheduled Activity (UDA)	
	2016	2017
April	35	195
May	382	694
June	628	1,476
July	1,701	2,268
August	2,508	2,764
September	3,127	3,460
October	4,192	4,111
November	5,135	4,725
December	5,791	5,688
January	6,350	6,502
February	7,194	7,338
March	7,958	8,136
April	8,858	8,550
May	8,987	8,568
June	9,006	8,719

QUALITY

	Quantity	Base Number	Contract	AT	Region	England
% of FP17s for the same patient ID Re-attending within 3 months - Children	71	687	10.3%	13.0%	13.3%	12.3%
% of FP17s for the same patient ID Re-attending within 3 months - Adults	453	2,719	16.7%	16.3%	17.3%	16.7%
% of FP17s for the same patient ID Re-attending between 3 & 9 months - Children	200	687	29.1%	54.5%	58.9%	57.6%
% of FP17s for the same patient ID Re-attending between 3 & 9 months - Adults	672	2,719	24.7%	50.2%	52.2%	50.1%
% of FP17s for Band 1 Urgent Courses	698	3,236	21.6%	8.8%	9.2%	9.1%
% of FP17s Relating to Free Repair or Replacements	72	3,236	2.2%	1.3%	1.0%	0.8%
% of FP17s Relating to Continuations	98	3,236	3.0%	1.7%	1.4%	1.2%
% of Patients satisfied with the dentistry they have received	19	20	95.0%	92.0%	93.1%	92.8%
% of Patients satisfied with the time they had to wait for an appointment	19	20	95.0%	88.8%	89.5%	88.7%

* This is based on patients treated on this contract for their most recent course of treatment. Figures in italics indicate the base number of FP17s or Patient Questionnaire responses are less than 100. N/A is shown where the base number of responses is less than 10 during the period. % is calculated as Quantity/Base number*100

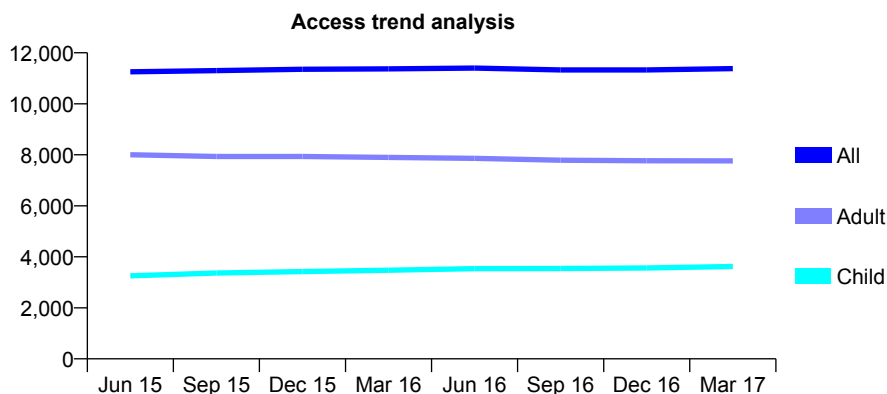
Q45 - Vital Signs At a Glance Contract Report for 650676/0001 - Year end March 2017

Name or company name	MR PA AVERLEY
Contract type name	GDS Contract
Purpose of contract	General and Orthodontic
Contract start date	01/04/2006
Contract end date	

16/17 Contracted general activity (UDA)	44,674
Carry forward general activity (UDA)	1,397
16/17 Contracted orthodontic activity (UOA)	578
Carry forward orthodontic activity (UOA)	0
Baseline contract value	£1,444,609.67

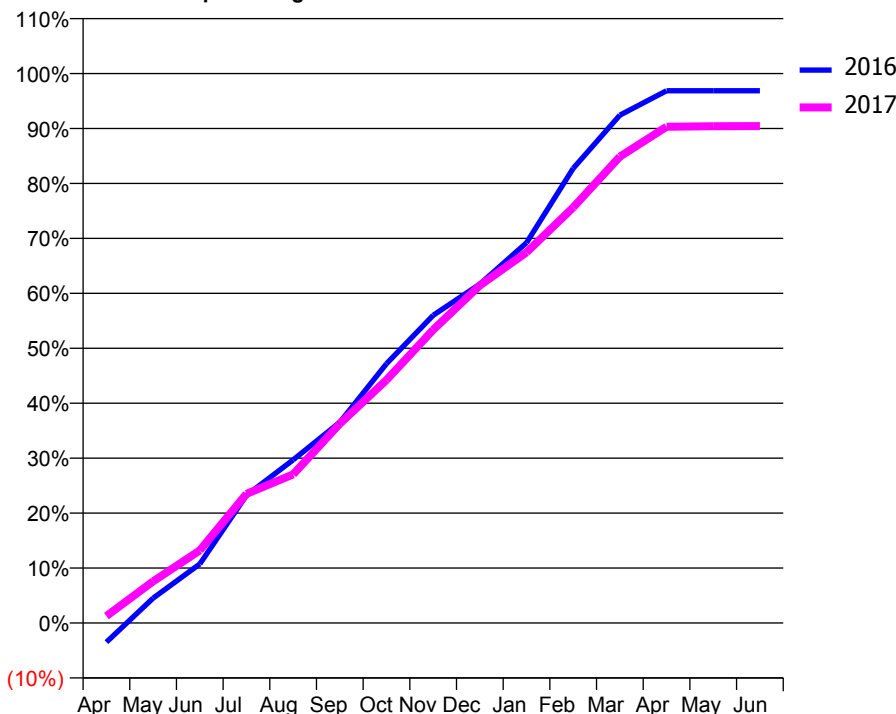
ACCESS*

Patients seen in 24 months	Total	Change since previous quarter
Quarter ending March 2016	11,372	
Quarter ending June 2016	11,400	→
Quarter ending September 2016	11,329	→
Quarter ending December 2016	11,326	→
Quarter ending March 2017	11,383	→
Variance since March 2016	0.1%	→



ACTIVITY

Cumulative percentage of contracted UDA delivered 2016 & 2017



Adjusted Scheduled Activity (UDA)

Month	2016	2017
April	-1,571	569
May	2,024	3,388
June	4,798	5,904
July	10,378	10,498
August	13,264	12,077
September	16,321	16,201
October	21,082	19,759
November	25,019	23,835
December	27,553	27,448
January	30,918	30,128
February	36,965	33,786
March	41,292	37,919
April	43,270	40,343
May	43,274	40,390
June	43,277	40,404

QUALITY

	Quantity	Base Number	Contract	AT	Region	England
% of FP17s for the same patient ID Re-attending within 3 months - Children	570	5,962	9.6%	13.0%	13.3%	12.3%
% of FP17s for the same patient ID Re-attending within 3 months - Adults	1,982	12,608	15.7%	16.3%	17.3%	16.7%
% of FP17s for the same patient ID Re-attending between 3 & 9 months - Children	3,716	5,962	62.3%	54.5%	58.9%	57.6%
% of FP17s for the same patient ID Re-attending between 3 & 9 months - Adults	7,942	12,608	63.0%	50.2%	52.2%	50.1%
% of FP17s for Band 1 Urgent Courses	1,139	18,780	6.1%	8.8%	9.2%	9.1%
% of FP17s Relating to Free Repair or Replacements	190	18,780	1.0%	1.3%	1.0%	0.8%
% of FP17s Relating to Continuations	355	18,780	1.9%	1.7%	1.4%	1.2%
% of Patients satisfied with the dentistry they have received	26	27	96.3%	92.0%	93.1%	92.8%
% of Patients satisfied with the time they had to wait for an appointment	25	27	92.6%	88.8%	89.5%	88.7%

* This is based on patients treated on this contract for their most recent course of treatment. Figures in italics indicate the base number of FP17s or Patient Questionnaire responses are less than 100. N/A is shown where the base number of responses is less than 10 during the period. % is calculated as Quantity/Base number*100

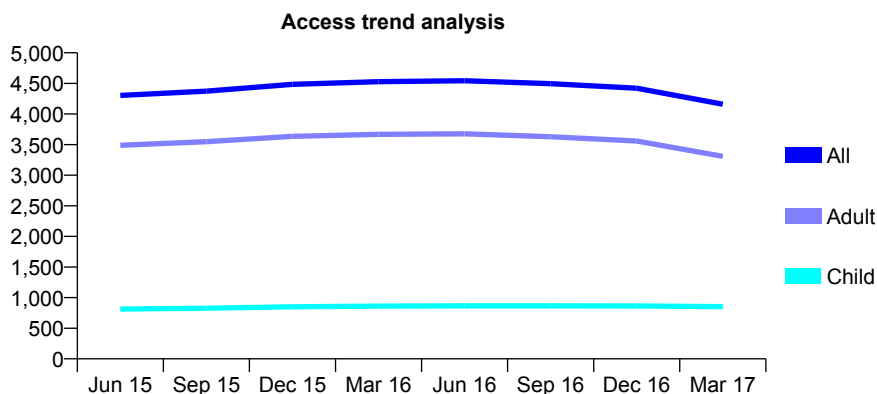
Q45 - Vital Signs At a Glance Contract Report for 652660/0001 - Year end March 2017

Name or company name	MR LG ROBSON
Contract type name	GDS Contract
Purpose of contract	General
Contract start date	01/04/2006
Contract end date	

16/17 Contracted general activity (UDA)	15,361
Carry forward general activity (UDA)	0
16/17 Contracted orthodontic activity (UOA)	0
Carry forward orthodontic activity (UOA)	0
Baseline contract value	£396,239.56

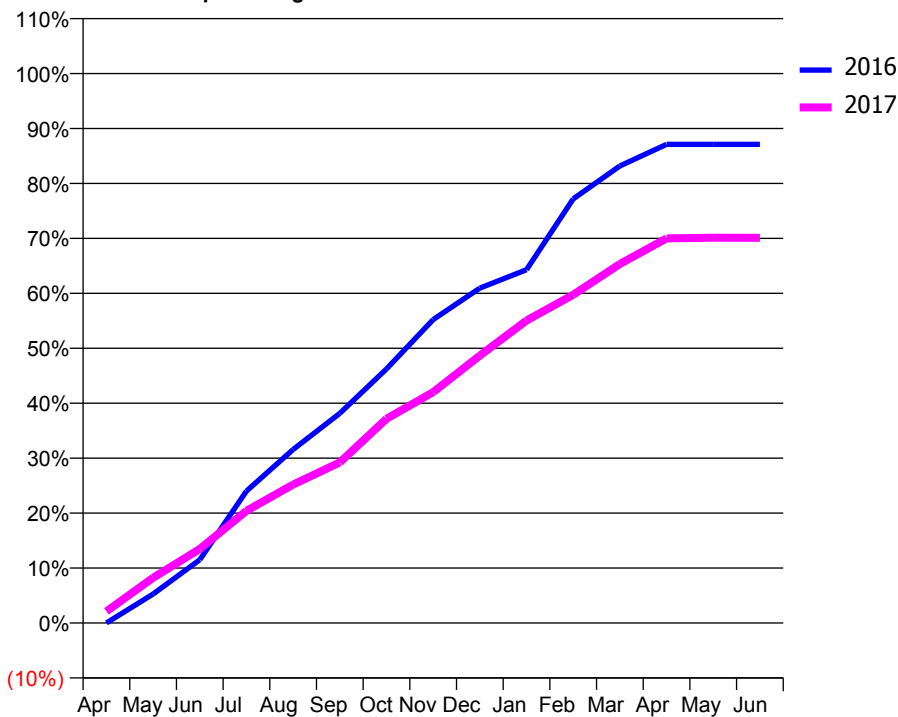
ACCESS*

Patients seen in 24 months	Total	Change since previous quarter
Quarter ending March 2016	4,528	
Quarter ending June 2016	4,543	→
Quarter ending September 2016	4,495	↓
Quarter ending December 2016	4,422	↓
Quarter ending March 2017	4,161	↓
Variance since March 2016	(8.1%)	↓



ACTIVITY

Cumulative percentage of contracted UDA delivered 2016 & 2017



Month	Adjusted Scheduled Activity (UDA)	
	2016	2017
April	0	325
May	810	1,265
June	1,770	2,072
July	3,687	3,137
August	4,852	3,871
September	5,861	4,492
October	7,103	5,709
November	8,483	6,455
December	9,363	7,475
January	9,876	8,457
February	11,854	9,176
March	12,776	10,037
April	13,381	10,751
May	13,379	10,771
June	13,379	10,769

QUALITY

	Quantity	Base Number	Contract	AT	Region	England
% of FP17s for the same patient ID Re-attending within 3 months - Children	67	1,107	6.1%	13.0%	13.3%	12.3%
% of FP17s for the same patient ID Re-attending within 3 months - Adults	667	3,887	17.2%	16.3%	17.3%	16.7%
% of FP17s for the same patient ID Re-attending between 3 & 9 months - Children	630	1,107	56.9%	54.5%	58.9%	57.6%
% of FP17s for the same patient ID Re-attending between 3 & 9 months - Adults	2,131	3,887	54.8%	50.2%	52.2%	50.1%
% of FP17s for Band 1 Urgent Courses	633	5,006	12.6%	8.8%	9.2%	9.1%
% of FP17s Relating to Free Repair or Replacements	206	5,006	4.1%	1.3%	1.0%	0.8%
% of FP17s Relating to Continuations	30	5,006	0.6%	1.7%	1.4%	1.2%
% of Patients satisfied with the dentistry they have received	11	12	91.7%	92.0%	93.1%	92.8%
% of Patients satisfied with the time they had to wait for an appointment	10	12	83.3%	88.8%	89.5%	88.7%

* This is based on patients treated on this contract for their most recent course of treatment. Figures in italics indicate the base number of FP17s or Patient Questionnaire responses are less than 100. N/A is shown where the base number of responses is less than 10 during the period. % is calculated as Quantity/Base number*100

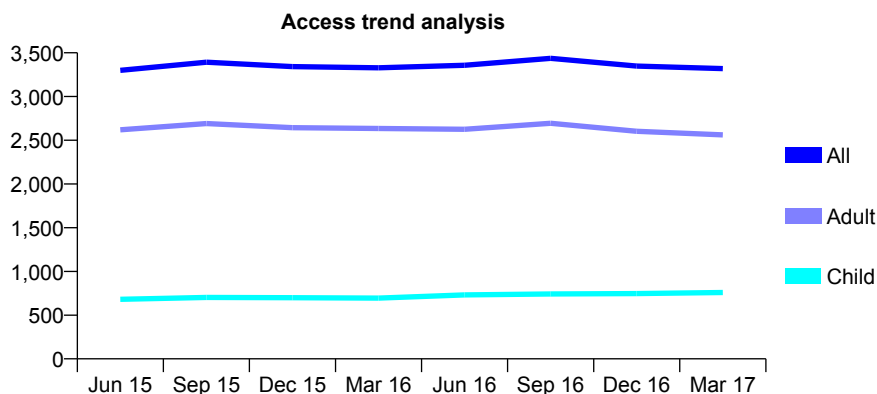
Q45 - Vital Signs At a Glance Contract Report for 658340/0001 - Year end March 2017

Name or company name	MR MF BARNETT
Contract type name	GDS Contract
Purpose of contract	General and Orthodontic
Contract start date	01/04/2006
Contract end date	

16/17 Contracted general activity (UDA)	10,890
Carry forward general activity (UDA)	45
16/17 Contracted orthodontic activity (UOA)	6
Carry forward orthodontic activity (UOA)	0
Baseline contract value	£322,798.97

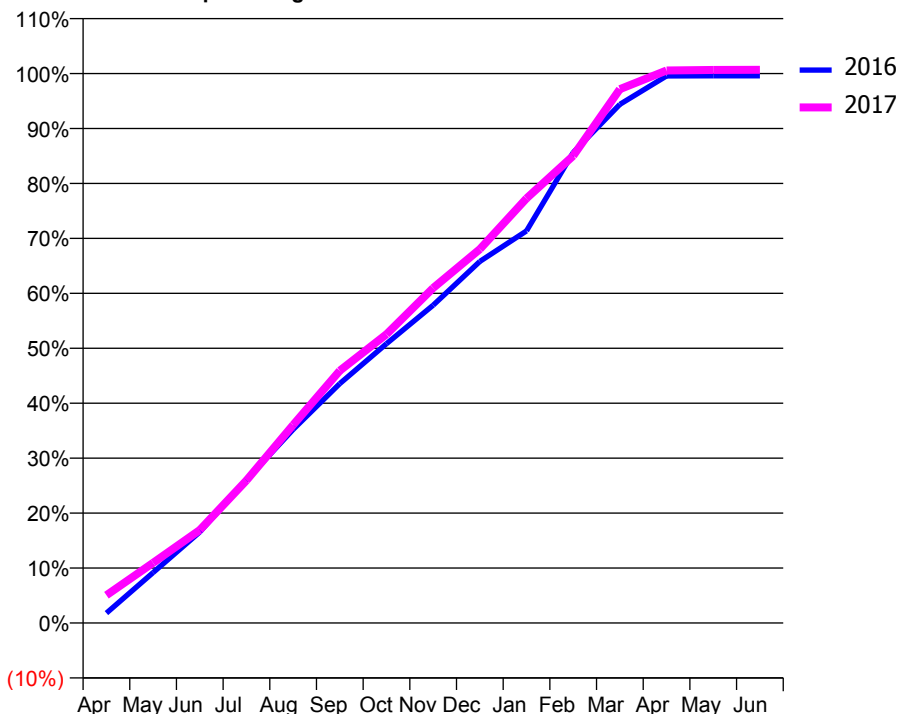
ACCESS*

Patients seen in 24 months	Total	Change since previous quarter
Quarter ending March 2016	3,329	
Quarter ending June 2016	3,358	→
Quarter ending September 2016	3,436	↑
Quarter ending December 2016	3,348	↓
Quarter ending March 2017	3,320	→
Variance since March 2016	(0.3%)	→



ACTIVITY

Cumulative percentage of contracted UDA delivered 2016 & 2017



Adjusted Scheduled Activity (UDA)

Month	2016	2017
April	197	551
May	1,000	1,194
June	1,803	1,843
July	2,836	2,825
August	3,835	3,925
September	4,744	5,002
October	5,535	5,722
November	6,300	6,639
December	7,165	7,408
January	7,770	8,416
February	9,325	9,260
March	10,278	10,580
April	10,841	10,951
May	10,845	10,960
June	10,845	10,963

QUALITY

	Quantity	Base Number	Contract	AT	Region	England
% of FP17s for the same patient ID Re-attending within 3 months - Children	44	1,432	3.1%	13.0%	13.3%	12.3%
% of FP17s for the same patient ID Re-attending within 3 months - Adults	373	4,210	8.9%	16.3%	17.3%	16.7%
% of FP17s for the same patient ID Re-attending between 3 & 9 months - Children	716	1,432	50.0%	54.5%	58.9%	57.6%
% of FP17s for the same patient ID Re-attending between 3 & 9 months - Adults	2,049	4,210	48.7%	50.2%	52.2%	50.1%
% of FP17s for Band 1 Urgent Courses	204	4,997	4.1%	8.8%	9.2%	9.1%
% of FP17s Relating to Free Repair or Replacements	30	4,997	0.6%	1.3%	1.0%	0.8%
% of FP17s Relating to Continuations	126	4,997	2.5%	1.7%	1.4%	1.2%
% of Patients satisfied with the dentistry they have received	14	15	93.3%	92.0%	93.1%	92.8%
% of Patients satisfied with the time they had to wait for an appointment	14	15	93.3%	88.8%	89.5%	88.7%

* This is based on patients treated on this contract for their most recent course of treatment. Figures in italics indicate the base number of FP17s or Patient Questionnaire responses are less than 100. N/A is shown where the base number of responses is less than 10 during the period. % is calculated as Quantity/Base number*100

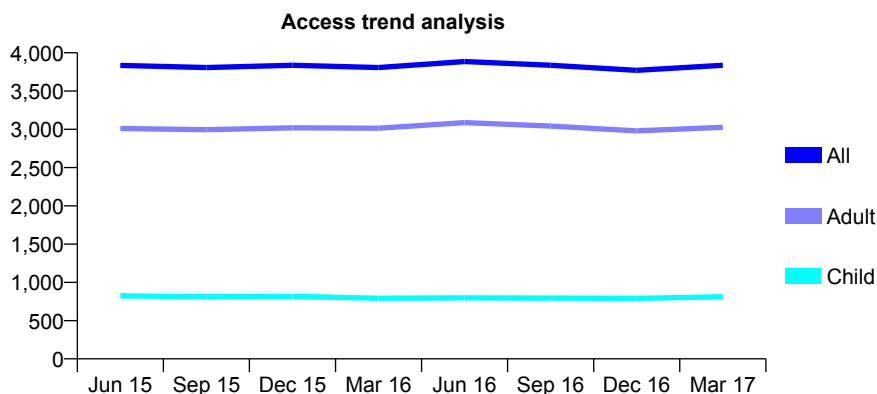
Q45 - Vital Signs At a Glance Contract Report for 661457/0001 - Year end March 2017

Name or company name	MR DM MALPASS
Contract type name	GDS Contract
Purpose of contract	General
Contract start date	01/04/2006
Contract end date	

16/17 Contracted general activity (UDA)	10,000
Carry forward general activity (UDA)	187
16/17 Contracted orthodontic activity (UOA)	0
Carry forward orthodontic activity (UOA)	0
Baseline contract value	£296,572.60

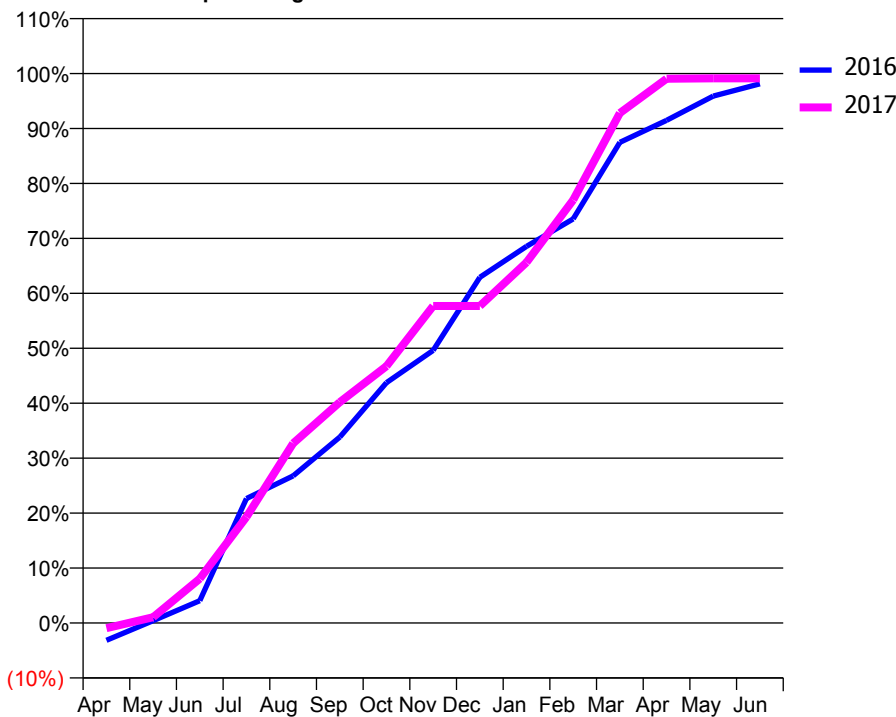
ACCESS*

Patients seen in 24 months	Total	Change since previous quarter
Quarter ending March 2016	3,807	
Quarter ending June 2016	3,886	↑
Quarter ending September 2016	3,837	↓
Quarter ending December 2016	3,770	↓
Quarter ending March 2017	3,837	→
Variance since March 2016	0.8%	→



ACTIVITY

Cumulative percentage of contracted UDA delivered 2016 & 2017



Month	Adjusted Scheduled Activity (UDA)	
	2016	2017
April	-318	-95
May	42	106
June	406	808
July	2,265	1,930
August	2,677	3,271
September	3,385	4,020
October	4,373	4,676
November	4,960	5,769
December	6,291	5,769
January	6,855	6,562
February	7,354	7,698
March	8,748	9,280
April	9,148	9,904
May	9,589	9,912
June	9,813	9,912

QUALITY

	Quantity	Base Number	Contract	AT	Region	England
% of FP17s for the same patient ID Re-attending within 3 months - Children	64	1,136	5.6%	13.0%	13.3%	12.3%
% of FP17s for the same patient ID Re-attending within 3 months - Adults	763	4,820	15.8%	16.3%	17.3%	16.7%
% of FP17s for the same patient ID Re-attending between 3 & 9 months - Children	613	1,136	54.0%	54.5%	58.9%	57.6%
% of FP17s for the same patient ID Re-attending between 3 & 9 months - Adults	2,681	4,820	55.6%	50.2%	52.2%	50.1%
% of FP17s for Band 1 Urgent Courses	484	5,096	9.5%	8.8%	9.2%	9.1%
% of FP17s Relating to Free Repair or Replacements	62	5,096	1.2%	1.3%	1.0%	0.8%
% of FP17s Relating to Continuations	47	5,096	0.9%	1.7%	1.4%	1.2%
% of Patients satisfied with the dentistry they have received	13	13	100.0%	92.0%	93.1%	92.8%
% of Patients satisfied with the time they had to wait for an appointment	12	13	92.3%	88.8%	89.5%	88.7%

* This is based on patients treated on this contract for their most recent course of treatment. Figures in italics indicate the base number of FP17s or Patient Questionnaire responses are less than 100. N/A is shown where the base number of responses is less than 10 during the period. % is calculated as Quantity/Base number*100

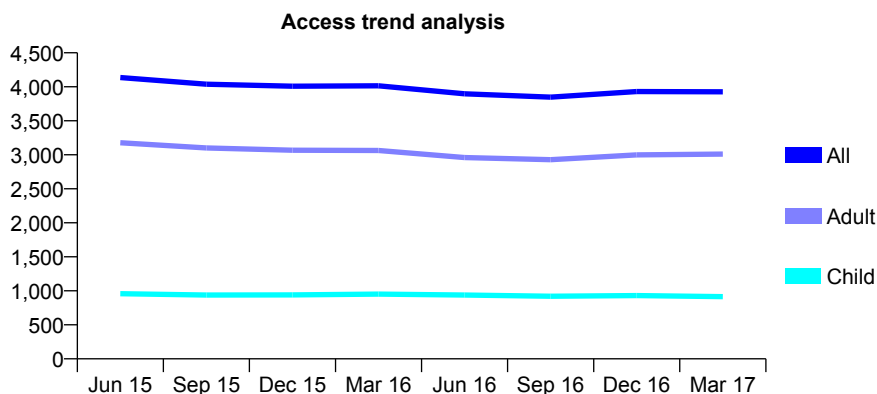
Q45 - Vital Signs At a Glance Contract Report for 661465/0001 - Year end March 2017

Name or company name	MR MA PEARSON
Contract type name	GDS Contract
Purpose of contract	General and Orthodontic
Contract start date	01/04/2006
Contract end date	

16/17 Contracted general activity (UDA)	15,393
Carry forward general activity (UDA)	133
16/17 Contracted orthodontic activity (UOA)	21
Carry forward orthodontic activity (UOA)	0
Baseline contract value	£459,758.06

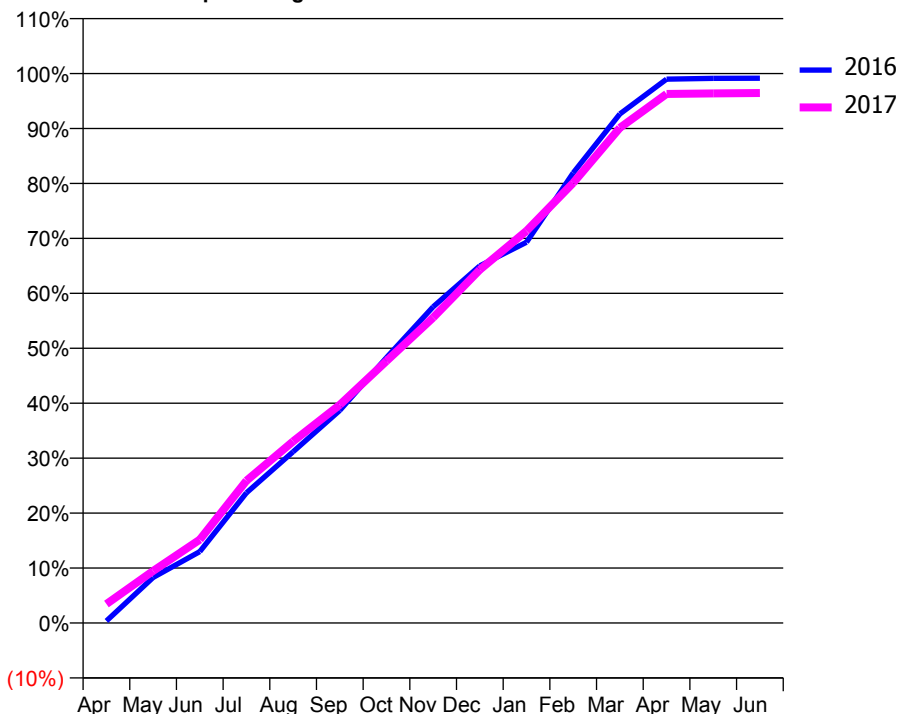
ACCESS*

Patients seen in 24 months	Total	Change since previous quarter
Quarter ending March 2016	4,014	
Quarter ending June 2016	3,898	↓
Quarter ending September 2016	3,849	↓
Quarter ending December 2016	3,930	↑
Quarter ending March 2017	3,926	→
Variance since March 2016	(2.2%)	↓



ACTIVITY

Cumulative percentage of contracted UDA delivered 2016 & 2017



Adjusted Scheduled Activity (UDA)

Month	2016	2017
April	57	533
May	1,275	1,459
June	2,000	2,335
July	3,646	3,989
August	4,797	5,089
September	5,958	6,111
October	7,437	7,337
November	8,857	8,557
December	10,004	9,898
January	10,665	10,983
February	12,610	12,330
March	14,258	13,873
April	15,233	14,820
May	15,256	14,837
June	15,260	14,846

QUALITY

	Quantity	Base Number	Contract	AT	Region	England
% of FP17s for the same patient ID Re-attending within 3 months - Children	77	1,909	4.0%	13.0%	13.3%	12.3%
% of FP17s for the same patient ID Re-attending within 3 months - Adults	475	4,945	9.6%	16.3%	17.3%	16.7%
% of FP17s for the same patient ID Re-attending between 3 & 9 months - Children	1,147	1,909	60.1%	54.5%	58.9%	57.6%
% of FP17s for the same patient ID Re-attending between 3 & 9 months - Adults	2,780	4,945	56.2%	50.2%	52.2%	50.1%
% of FP17s for Band 1 Urgent Courses	223	6,799	3.3%	8.8%	9.2%	9.1%
% of FP17s Relating to Free Repair or Replacements	72	6,799	1.1%	1.3%	1.0%	0.8%
% of FP17s Relating to Continuations	198	6,799	2.9%	1.7%	1.4%	1.2%
% of Patients satisfied with the dentistry they have received	6	6	N/A	92.0%	93.1%	92.8%
% of Patients satisfied with the time they had to wait for an appointment	5	6	N/A	88.8%	89.5%	88.7%

* This is based on patients treated on this contract for their most recent course of treatment. Figures in italics indicate the base number of FP17s or Patient Questionnaire responses are less than 100. N/A is shown where the base number of responses is less than 10 during the period. % is calculated as Quantity/Base number*100

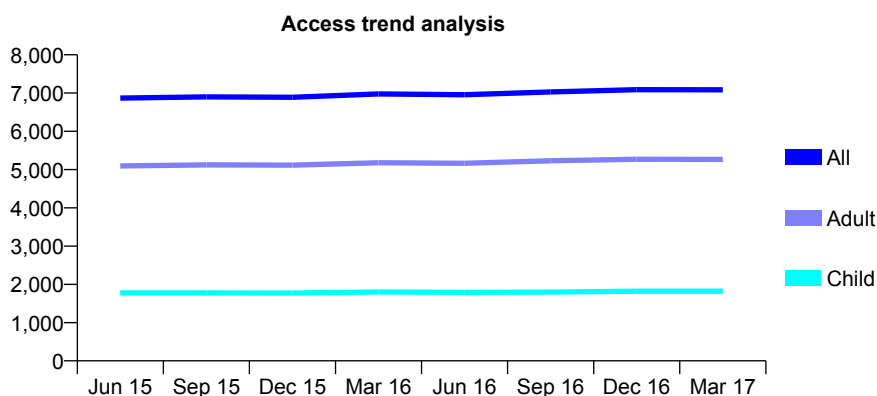
Q45 - Vital Signs At a Glance Contract Report for 675865/0002 - Year end March 2017

Name or company name	MRS M BENNISON
Contract type name	GDS Contract
Purpose of contract	General
Contract start date	01/04/2009
Contract end date	

16/17 Contracted general activity (UDA)	18,165
Carry forward general activity (UDA)	263
16/17 Contracted orthodontic activity (UOA)	0
Carry forward orthodontic activity (UOA)	0
Baseline contract value	£451,798.58

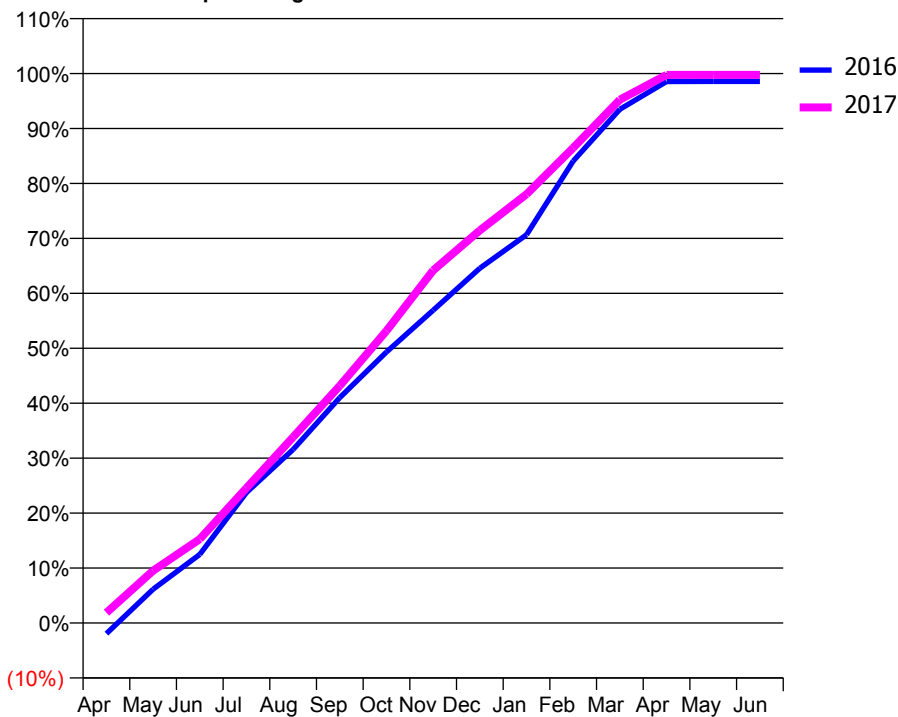
ACCESS*

Patients seen in 24 months	Total	Change since previous quarter
Quarter ending March 2016	6,976	
Quarter ending June 2016	6,957	→
Quarter ending September 2016	7,028	→
Quarter ending December 2016	7,089	→
Quarter ending March 2017	7,086	→
Variance since March 2016	1.6%	→



ACTIVITY

Cumulative percentage of contracted UDA delivered 2016 & 2017



Month	Adjusted Scheduled Activity (UDA)	
	2016	2017
April	-357	344
May	1,115	1,732
June	2,267	2,776
July	4,314	4,462
August	5,738	6,146
September	7,452	7,844
October	8,961	9,660
November	10,339	11,658
December	11,729	12,979
January	12,835	14,175
February	15,272	15,707
March	16,981	17,299
April	17,899	18,120
May	17,902	18,121
June	17,902	18,121

QUALITY

	Quantity	Base Number	Contract	AT	Region	England
% of FP17s for the same patient ID Re-attending within 3 months - Children	280	2,843	9.8%	13.0%	13.3%	12.3%
% of FP17s for the same patient ID Re-attending within 3 months - Adults	1,404	7,850	17.9%	16.3%	17.3%	16.7%
% of FP17s for the same patient ID Re-attending between 3 & 9 months - Children	1,741	2,843	61.2%	54.5%	58.9%	57.6%
% of FP17s for the same patient ID Re-attending between 3 & 9 months - Adults	4,414	7,850	56.2%	50.2%	52.2%	50.1%
% of FP17s for Band 1 Urgent Courses	876	9,309	9.4%	8.8%	9.2%	9.1%
% of FP17s Relating to Free Repair or Replacements	116	9,309	1.2%	1.3%	1.0%	0.8%
% of FP17s Relating to Continuations	135	9,309	1.5%	1.7%	1.4%	1.2%
% of Patients satisfied with the dentistry they have received	37	38	97.4%	92.0%	93.1%	92.8%
% of Patients satisfied with the time they had to wait for an appointment	35	38	92.1%	88.8%	89.5%	88.7%

* This is based on patients treated on this contract for their most recent course of treatment. Figures in italics indicate the base number of FP17s or Patient Questionnaire responses are less than 100. N/A is shown where the base number of responses is less than 10 during the period. % is calculated as Quantity/Base number*100

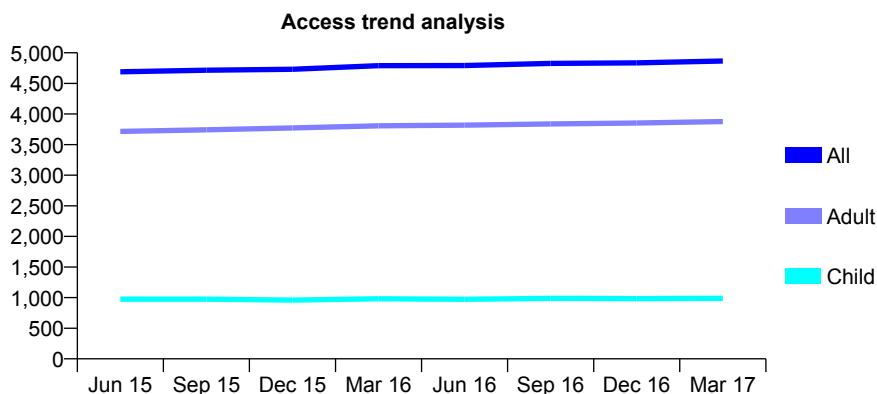
Q45 - Vital Signs At a Glance Contract Report for 676179/0001 - Year end March 2017

Name or company name	MR BA KRAGNES
Contract type name	GDS Contract
Purpose of contract	General and Orthodontic
Contract start date	01/04/2006
Contract end date	

16/17 Contracted general activity (UDA)	13,000
Carry forward general activity (UDA)	0
16/17 Contracted orthodontic activity (UOA)	231
Carry forward orthodontic activity (UOA)	0
Baseline contract value	£317,385.27

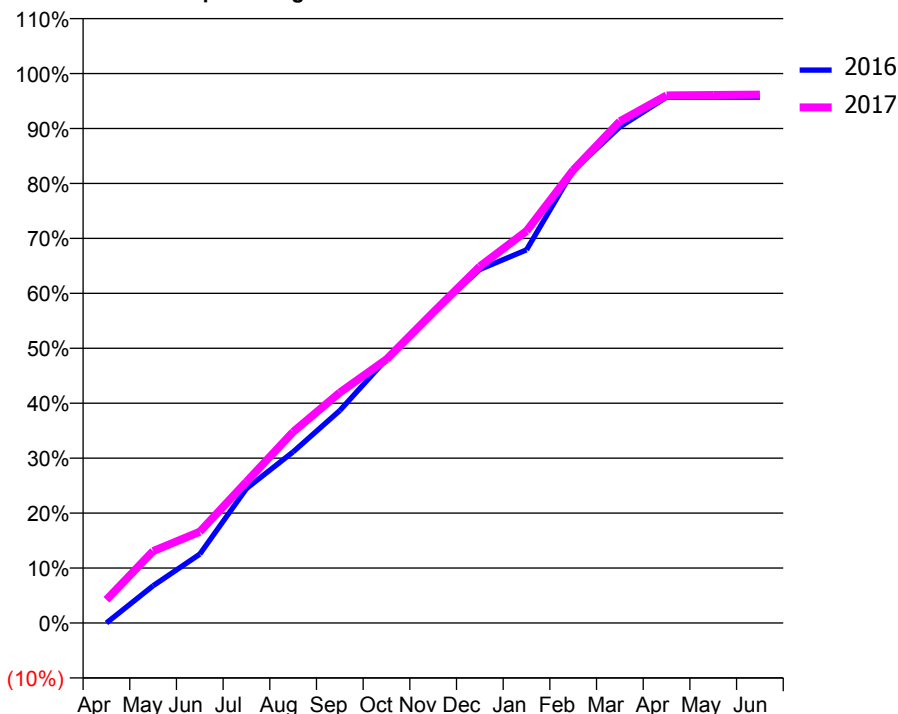
ACCESS*

Patients seen in 24 months	Total	Change since previous quarter
Quarter ending March 2016	4,790	
Quarter ending June 2016	4,791	→
Quarter ending September 2016	4,827	→
Quarter ending December 2016	4,836	→
Quarter ending March 2017	4,866	→
Variance since March 2016	1.6%	→



ACTIVITY

Cumulative percentage of contracted UDA delivered 2016 & 2017



Adjusted Scheduled Activity (UDA)

Month	2016	2017
April	0	552
May	881	1,701
June	1,630	2,159
July	3,182	3,343
August	4,048	4,521
September	5,027	5,453
October	6,245	6,238
November	7,362	7,350
December	8,365	8,437
January	8,827	9,273
February	10,706	10,714
March	11,736	11,870
April	12,441	12,480
May	12,441	12,490
June	12,441	12,502

QUALITY

	Quantity	Base Number	Contract	AT	Region	England
% of FP17s for the same patient ID Re-attending within 3 months - Children	103	1,376	7.5%	13.0%	13.3%	12.3%
% of FP17s for the same patient ID Re-attending within 3 months - Adults	632	5,058	12.5%	16.3%	17.3%	16.7%
% of FP17s for the same patient ID Re-attending between 3 & 9 months - Children	600	1,376	43.6%	54.5%	58.9%	57.6%
% of FP17s for the same patient ID Re-attending between 3 & 9 months - Adults	2,422	5,058	47.9%	50.2%	52.2%	50.1%
% of FP17s for Band 1 Urgent Courses	245	6,405	3.8%	8.8%	9.2%	9.1%
% of FP17s Relating to Free Repair or Replacements	26	6,405	0.4%	1.3%	1.0%	0.8%
% of FP17s Relating to Continuations	171	6,405	2.7%	1.7%	1.4%	1.2%
% of Patients satisfied with the dentistry they have received	21	22	95.5%	92.0%	93.1%	92.8%
% of Patients satisfied with the time they had to wait for an appointment	19	22	86.4%	88.8%	89.5%	88.7%

* This is based on patients treated on this contract for their most recent course of treatment. Figures in italics indicate the base number of FP17s or Patient Questionnaire responses are less than 100. N/A is shown where the base number of responses is less than 10 during the period. % is calculated as Quantity/Base number*100

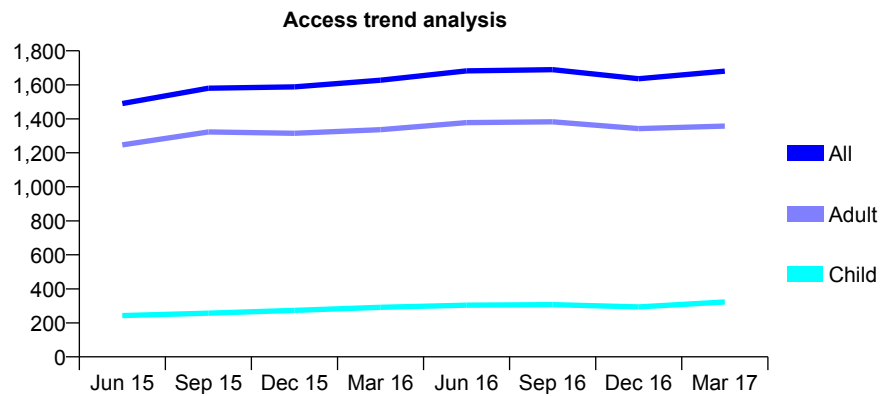
Q45 - Vital Signs At a Glance Contract Report for 686743/0002 - Year end March 2017

Name or company name	MR HS BASRA
Contract type name	GDS Contract
Purpose of contract	General
Contract start date	22/09/2013
Contract end date	

16/17 Contracted general activity (UDA)	5,199
Carry forward general activity (UDA)	0
16/17 Contracted orthodontic activity (UOA)	0
Carry forward orthodontic activity (UOA)	0
Baseline contract value	£168,639.95

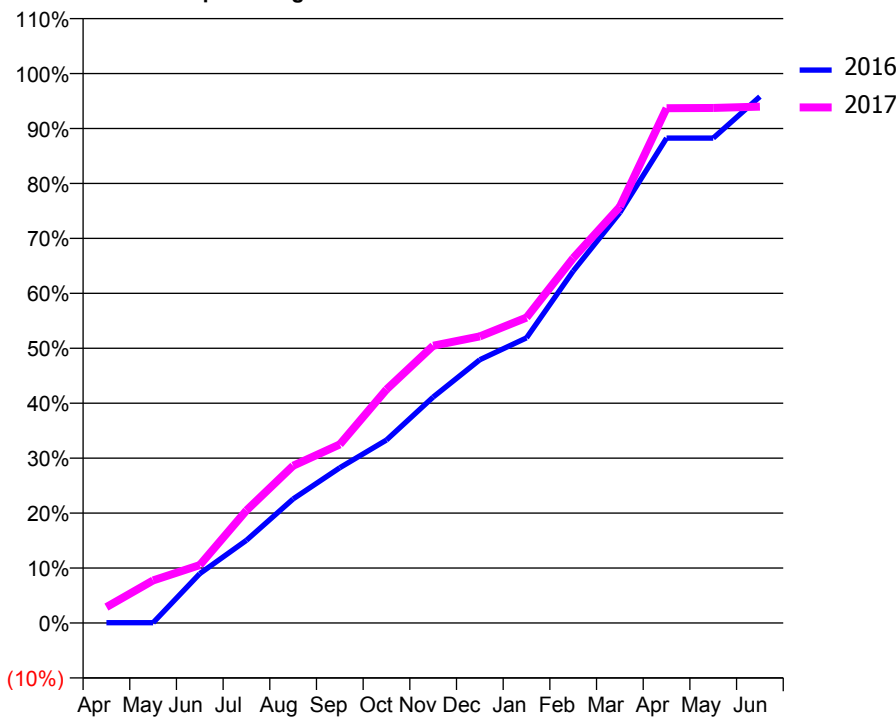
ACCESS*

Patients seen in 24 months	Total	Change since previous quarter
Quarter ending March 2016	1,627	
Quarter ending June 2016	1,682	↑
Quarter ending September 2016	1,689	→
Quarter ending December 2016	1,636	↓
Quarter ending March 2017	1,680	↑
Variance since March 2016	3.3%	↑



ACTIVITY

Cumulative percentage of contracted UDA delivered 2016 & 2017



Month	Adjusted Scheduled Activity (UDA)	
	2016	2017
April	3	150
May	3	403
June	468	549
July	783	1,065
August	1,174	1,488
September	1,470	1,690
October	1,732	2,210
November	2,138	2,623
December	2,491	2,711
January	2,698	2,890
February	3,330	3,453
March	3,883	3,938
April	4,587	4,871
May	4,587	4,874
June	4,980	4,886

QUALITY

	Quantity	Base Number	Contract	AT	Region	England
% of FP17s for the same patient ID Re-attending within 3 months - Children	22	369	6.0%	13.0%	13.3%	12.3%
% of FP17s for the same patient ID Re-attending within 3 months - Adults	158	1,606	9.8%	16.3%	17.3%	16.7%
% of FP17s for the same patient ID Re-attending between 3 & 9 months - Children	182	369	49.3%	54.5%	58.9%	57.6%
% of FP17s for the same patient ID Re-attending between 3 & 9 months - Adults	789	1,606	49.1%	50.2%	52.2%	50.1%
% of FP17s for Band 1 Urgent Courses	83	2,037	4.1%	8.8%	9.2%	9.1%
% of FP17s Relating to Free Repair or Replacements	40	2,037	2.0%	1.3%	1.0%	0.8%
% of FP17s Relating to Continuations	15	2,037	0.7%	1.7%	1.4%	1.2%
% of Patients satisfied with the dentistry they have received	6	6	N/A	92.0%	93.1%	92.8%
% of Patients satisfied with the time they had to wait for an appointment	5	6	N/A	88.8%	89.5%	88.7%

* This is based on patients treated on this contract for their most recent course of treatment. Figures in italics indicate the base number of FP17s or Patient Questionnaire responses are less than 100. N/A is shown where the base number of responses is less than 10 during the period. % is calculated as Quantity/Base number*100

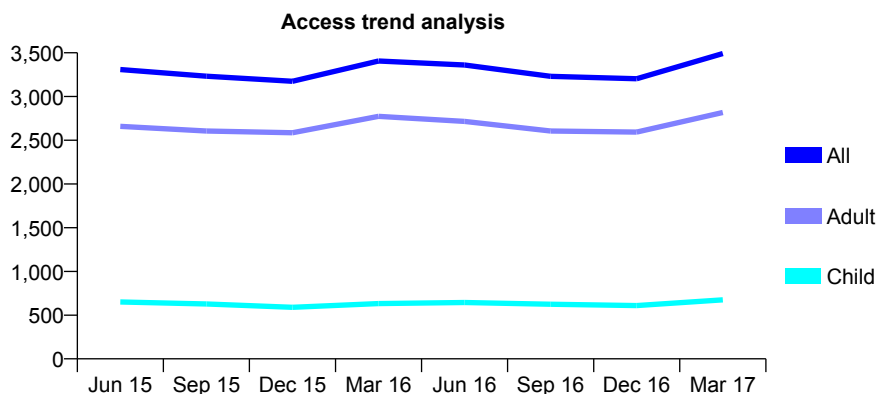
Q45 - Vital Signs At a Glance Contract Report for 692093/0002 - Year end March 2017

Name or company name	MR N AGGARWAL
Contract type name	GDS Contract
Purpose of contract	General
Contract start date	01/12/2012
Contract end date	

16/17 Contracted general activity (UDA)	11,162
Carry forward general activity (UDA)	0
16/17 Contracted orthodontic activity (UOA)	0
Carry forward orthodontic activity (UOA)	0
Baseline contract value	£343,668.24

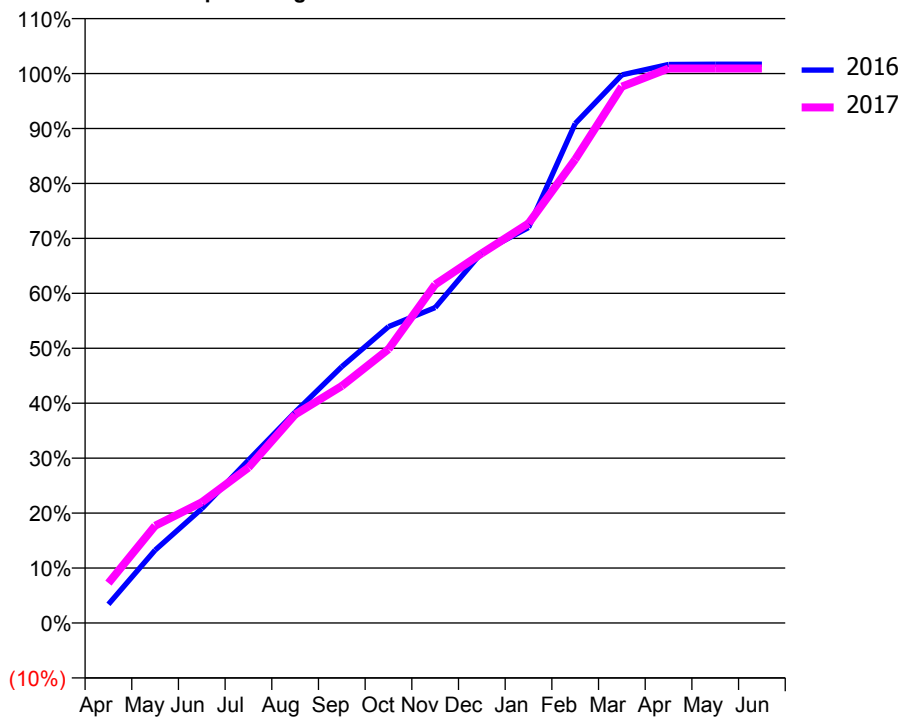
ACCESS*

Patients seen in 24 months	Total	Change since previous quarter
Quarter ending March 2016	3,406	
Quarter ending June 2016	3,360	↓
Quarter ending September 2016	3,231	↓
Quarter ending December 2016	3,204	→
Quarter ending March 2017	3,492	↑
Variance since March 2016	2.5%	↑



ACTIVITY

Cumulative percentage of contracted UDA delivered 2016 & 2017



Month	Adjusted Scheduled Activity (UDA)	
	2016	2017
April	379	812
May	1,479	1,975
June	2,323	2,451
July	3,308	3,156
August	4,284	4,235
September	5,209	4,815
October	6,019	5,562
November	6,407	6,877
December	7,529	7,510
January	8,033	8,116
February	10,145	9,417
March	11,134	10,895
April	11,345	11,264
May	11,351	11,264
June	11,351	11,264

QUALITY

	Quantity	Base Number	Contract	AT	Region	England
% of FP17s for the same patient ID Re-attending within 3 months - Children	23	831	2.8%	13.0%	13.3%	12.3%
% of FP17s for the same patient ID Re-attending within 3 months - Adults	193	2,999	6.4%	16.3%	17.3%	16.7%
% of FP17s for the same patient ID Re-attending between 3 & 9 months - Children	292	831	35.1%	54.5%	58.9%	57.6%
% of FP17s for the same patient ID Re-attending between 3 & 9 months - Adults	1,070	2,999	35.7%	50.2%	52.2%	50.1%
% of FP17s for Band 1 Urgent Courses	56	3,865	1.4%	8.8%	9.2%	9.1%
% of FP17s Relating to Free Repair or Replacements	51	3,865	1.3%	1.3%	1.0%	0.8%
% of FP17s Relating to Continuations	37	3,865	1.0%	1.7%	1.4%	1.2%
% of Patients satisfied with the dentistry they have received	4	4	N/A	92.0%	93.1%	92.8%
% of Patients satisfied with the time they had to wait for an appointment	3	4	N/A	88.8%	89.5%	88.7%

* This is based on patients treated on this contract for their most recent course of treatment. Figures in italics indicate the base number of FP17s or Patient Questionnaire responses are less than 100. N/A is shown where the base number of responses is less than 10 during the period. % is calculated as Quantity/Base number*100

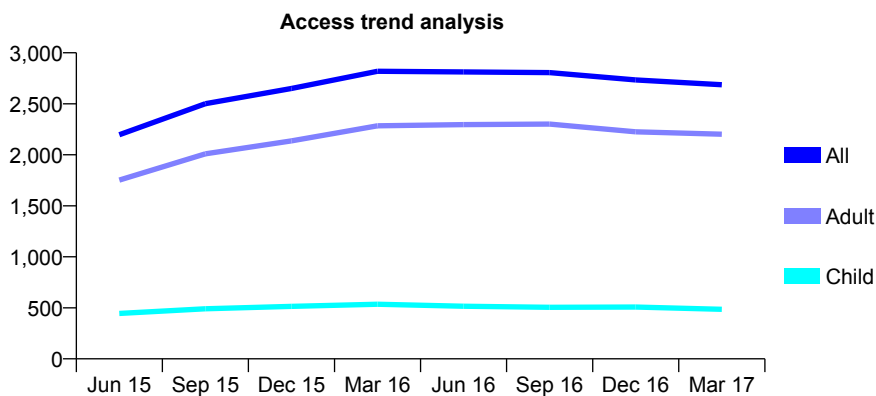
Q45 - Vital Signs At a Glance Contract Report for 712698/0001 - Year end March 2017

Name or company name	MISS KL WILLOUGHBY
Contract type name	GDS Contract
Purpose of contract	General
Contract start date	01/04/2014
Contract end date	

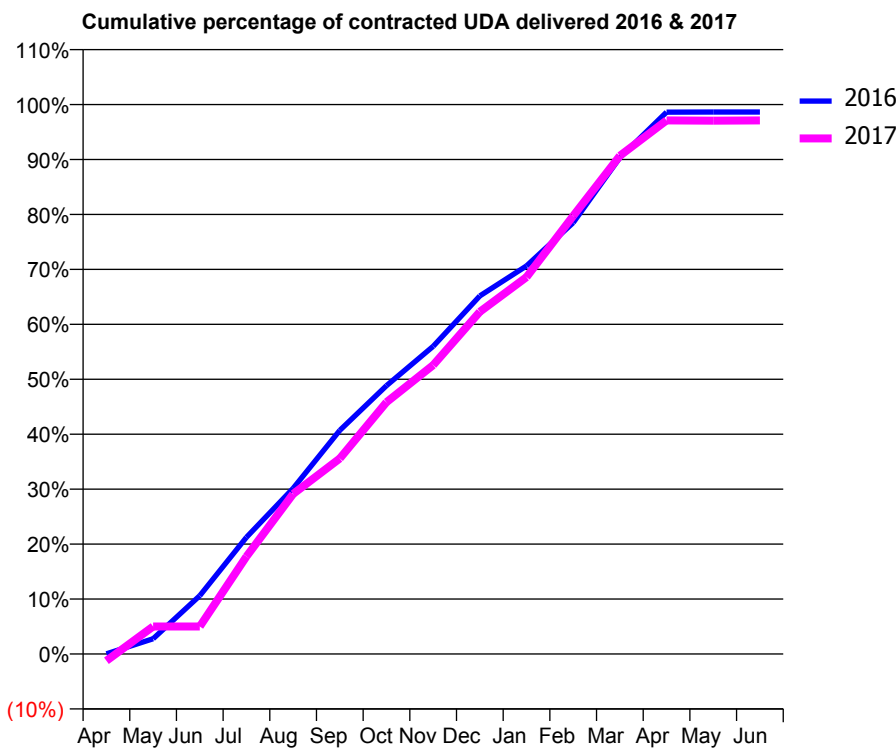
16/17 Contracted general activity (UDA)	8,461
Carry forward general activity (UDA)	117
16/17 Contracted orthodontic activity (UOA)	0
Carry forward orthodontic activity (UOA)	0
Baseline contract value	£194,132.01

ACCESS*

Patients seen in 24 months	Total	Change since previous quarter
Quarter ending March 2016	2,819	
Quarter ending June 2016	2,812	→
Quarter ending September 2016	2,806	→
Quarter ending December 2016	2,734	↓
Quarter ending March 2017	2,687	↓
Variance since March 2016	(4.7%)	↓



ACTIVITY



Month	Adjusted Scheduled Activity (UDA)	
	2016	2017
April	3	-106
May	236	424
June	898	424
July	1,798	1,503
August	2,552	2,464
September	3,444	3,011
October	4,132	3,878
November	4,738	4,448
December	5,513	5,270
January	5,977	5,804
February	6,641	6,746
March	7,643	7,671
April	8,343	8,216
May	8,344	8,213
June	8,344	8,216

QUALITY

	Quantity	Base Number	Contract	AT	Region	England
% of FP17s for the same patient ID Re-attending within 3 months - Children	123	856	14.4%	13.0%	13.3%	12.3%
% of FP17s for the same patient ID Re-attending within 3 months - Adults	477	3,154	15.1%	16.3%	17.3%	16.7%
% of FP17s for the same patient ID Re-attending between 3 & 9 months - Children	477	856	55.7%	54.5%	58.9%	57.6%
% of FP17s for the same patient ID Re-attending between 3 & 9 months - Adults	1,656	3,154	52.5%	50.2%	52.2%	50.1%
% of FP17s for Band 1 Urgent Courses	260	3,907	6.7%	8.8%	9.2%	9.1%
% of FP17s Relating to Free Repair or Replacements	53	3,907	1.4%	1.3%	1.0%	0.8%
% of FP17s Relating to Continuations	83	3,907	2.1%	1.7%	1.4%	1.2%
% of Patients satisfied with the dentistry they have received	10	11	90.9%	92.0%	93.1%	92.8%
% of Patients satisfied with the time they had to wait for an appointment	9	11	81.8%	88.8%	89.5%	88.7%

* This is based on patients treated on this contract for their most recent course of treatment. Figures in italics indicate the base number of FP17s or Patient Questionnaire responses are less than 100. N/A is shown where the base number of responses is less than 10 during the period. % is calculated as Quantity/Base number*100

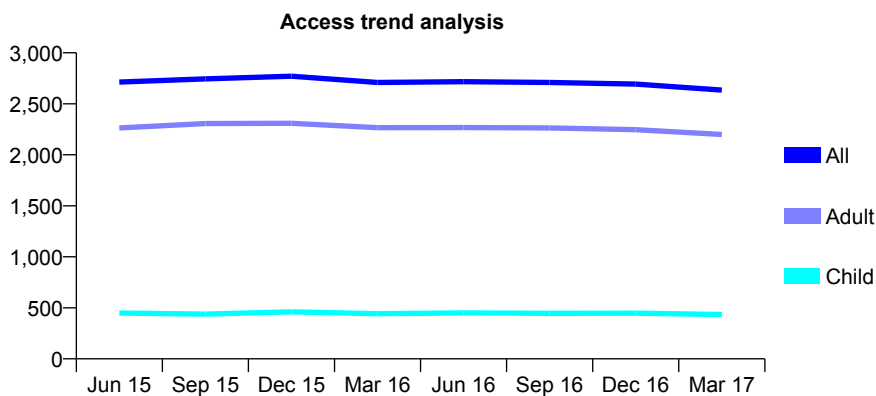
Q45 - Vital Signs At a Glance Contract Report for 728306/0002 - Year end March 2017

Name or company name	MR MW ALEXANDER
Contract type name	GDS Contract
Purpose of contract	General
Contract start date	30/04/2012
Contract end date	

16/17 Contracted general activity (UDA)	10,576
Carry forward general activity (UDA)	0
16/17 Contracted orthodontic activity (UOA)	0
Carry forward orthodontic activity (UOA)	0
Baseline contract value	£223,711.14

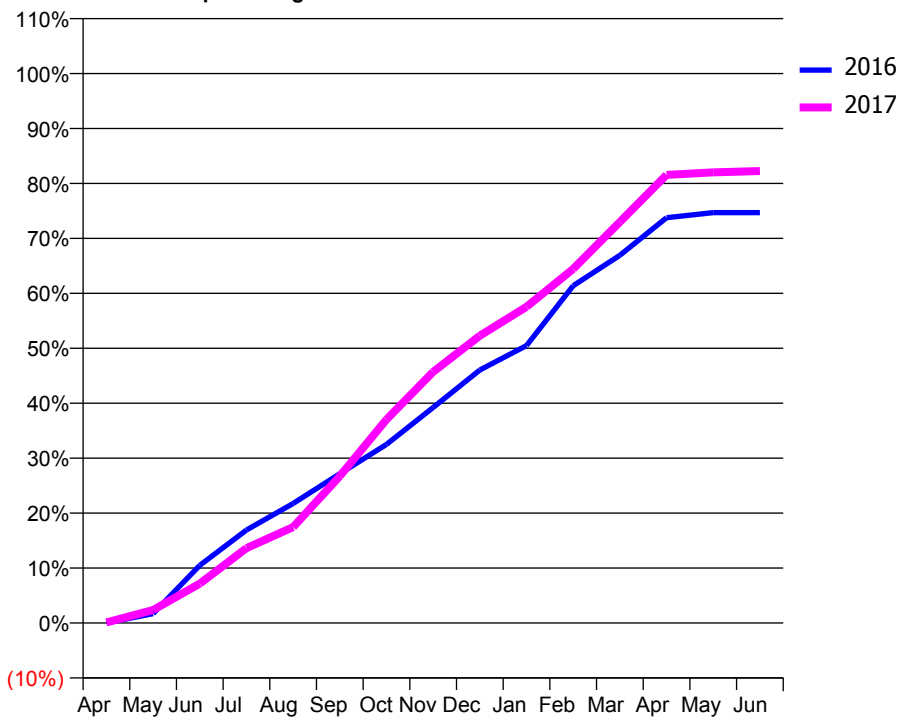
ACCESS*

Patients seen in 24 months	Total	Change since previous quarter
Quarter ending March 2016	2,709	
Quarter ending June 2016	2,717	→
Quarter ending September 2016	2,709	→
Quarter ending December 2016	2,694	→
Quarter ending March 2017	2,634	↓
Variance since March 2016	(2.8%)	↓



ACTIVITY

Cumulative percentage of contracted UDA delivered 2016 & 2017



Adjusted Scheduled Activity (UDA)

Month	2016	2017
April	0	11
May	180	250
June	1,110	758
July	1,790	1,441
August	2,302	1,845
September	2,874	2,827
October	3,437	3,919
November	4,148	4,834
December	4,870	5,530
January	5,340	6,086
February	6,491	6,814
March	7,077	7,718
April	7,802	8,625
May	7,898	8,672
June	7,899	8,699

QUALITY

	Quantity	Base Number	Contract	AT	Region	England
% of FP17s for the same patient ID Re-attending within 3 months - Children	22	530	4.2%	13.0%	13.3%	12.3%
% of FP17s for the same patient ID Re-attending within 3 months - Adults	335	2,477	13.5%	16.3%	17.3%	16.7%
% of FP17s for the same patient ID Re-attending between 3 & 9 months - Children	183	530	34.5%	54.5%	58.9%	57.6%
% of FP17s for the same patient ID Re-attending between 3 & 9 months - Adults	959	2,477	38.7%	50.2%	52.2%	50.1%
% of FP17s for Band 1 Urgent Courses	212	3,062	6.9%	8.8%	9.2%	9.1%
% of FP17s Relating to Free Repair or Replacements	48	3,062	1.6%	1.3%	1.0%	0.8%
% of FP17s Relating to Continuations	40	3,062	1.3%	1.7%	1.4%	1.2%
% of Patients satisfied with the dentistry they have received	14	14	100.0%	92.0%	93.1%	92.8%
% of Patients satisfied with the time they had to wait for an appointment	14	14	100.0%	88.8%	89.5%	88.7%

* This is based on patients treated on this contract for their most recent course of treatment. Figures in italics indicate the base number of FP17s or Patient Questionnaire responses are less than 100. N/A is shown where the base number of responses is less than 10 during the period. % is calculated as Quantity/Base number*100

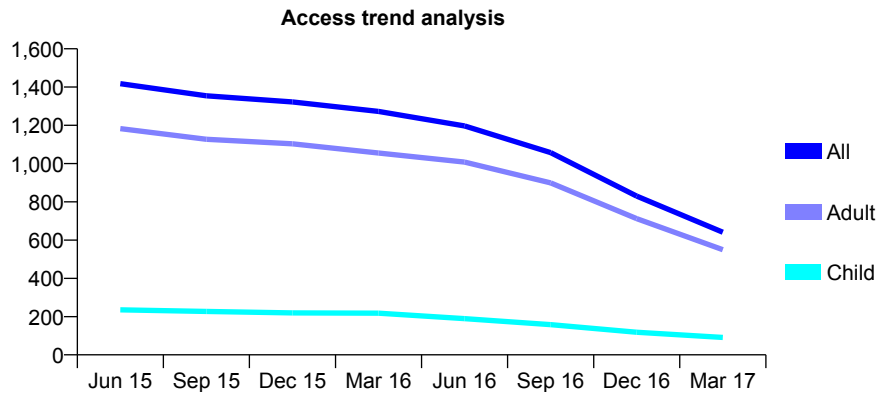
Q45 - Vital Signs At a Glance Contract Report for 728640/0001 - Year end March 2017

Name or company name	MR R TURBITT
Contract type name	GDS Contract
Purpose of contract	General
Contract start date	01/04/2006
Contract end date	

16/17 Contracted general activity (UDA)	5,300
Carry forward general activity (UDA)	0
16/17 Contracted orthodontic activity (UOA)	0
Carry forward orthodontic activity (UOA)	0
Baseline contract value	£167,910.03

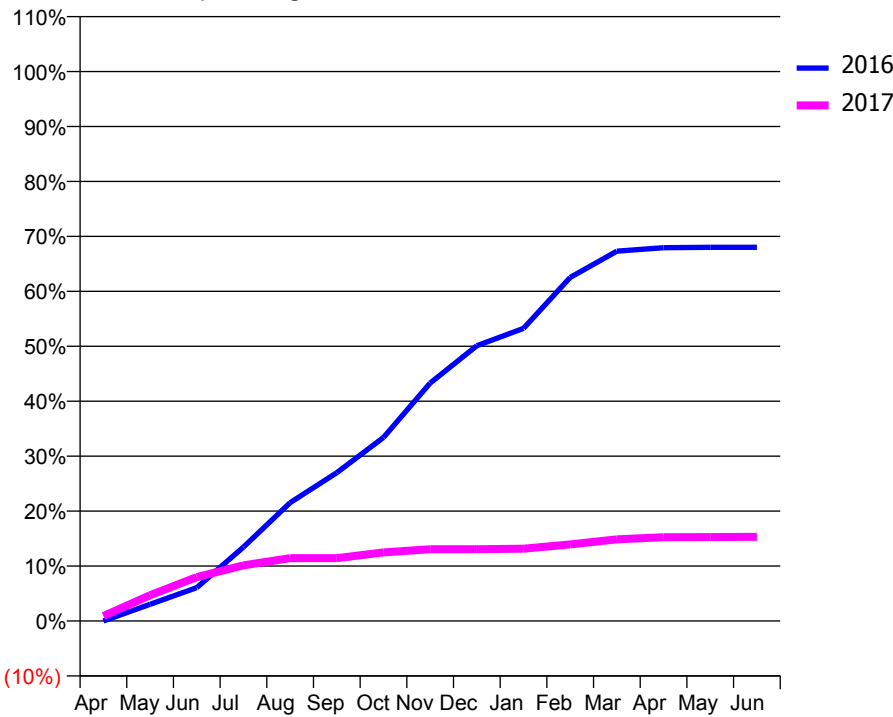
ACCESS*

Patients seen in 24 months	Total	Change since previous quarter
Quarter ending March 2016	1,273	
Quarter ending June 2016	1,197	↓
Quarter ending September 2016	1,057	↓
Quarter ending December 2016	830	↓
Quarter ending March 2017	641	↓
Variance since March 2016	(49.6%)	↓



ACTIVITY

Cumulative percentage of contracted UDA delivered 2016 & 2017



Month	Adjusted Scheduled Activity (UDA)	
	2016	2017
April	0	48
May	161	249
June	322	423
July	713	536
August	1,141	606
September	1,430	606
October	1,771	662
November	2,295	693
December	2,656	693
January	2,822	698
February	3,314	738
March	3,567	788
April	3,601	808
May	3,604	810
June	3,604	813

QUALITY

	Quantity	Base Number	Contract	AT	Region	England
% of FP17s for the same patient ID Re-attending within 3 months - Children	1	60	1.7%	13.0%	13.3%	12.3%
% of FP17s for the same patient ID Re-attending within 3 months - Adults	65	470	13.8%	16.3%	17.3%	16.7%
% of FP17s for the same patient ID Re-attending between 3 & 9 months - Children	42	60	70.0%	54.5%	58.9%	57.6%
% of FP17s for the same patient ID Re-attending between 3 & 9 months - Adults	308	470	65.5%	50.2%	52.2%	50.1%
% of FP17s for Band 1 Urgent Courses	48	532	9.0%	8.8%	9.2%	9.1%
% of FP17s Relating to Free Repair or Replacements	5	532	0.9%	1.3%	1.0%	0.8%
% of FP17s Relating to Continuations	14	532	2.6%	1.7%	1.4%	1.2%
% of Patients satisfied with the dentistry they have received	3	3	N/A	92.0%	93.1%	92.8%
% of Patients satisfied with the time they had to wait for an appointment	3	3	N/A	88.8%	89.5%	88.7%

* This is based on patients treated on this contract for their most recent course of treatment. Figures in italics indicate the base number of FP17s or Patient Questionnaire responses are less than 100. N/A is shown where the base number of responses is less than 10 during the period. % is calculated as Quantity/Base number*100

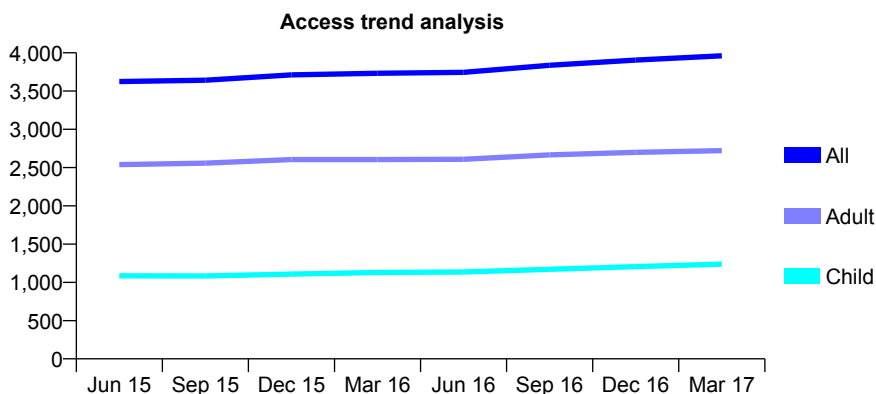
Q45 - Vital Signs At a Glance Contract Report for 732621/0001 - Year end March 2017

Name or company name	Ladhar, Ladhar and Dinsdale
Contract type name	GDS Contract
Purpose of contract	General
Contract start date	01/04/2006
Contract end date	

16/17 Contracted general activity (UDA)	12,147
Carry forward general activity (UDA)	-222
16/17 Contracted orthodontic activity (UOA)	0
Carry forward orthodontic activity (UOA)	0
Baseline contract value	£279,018.62

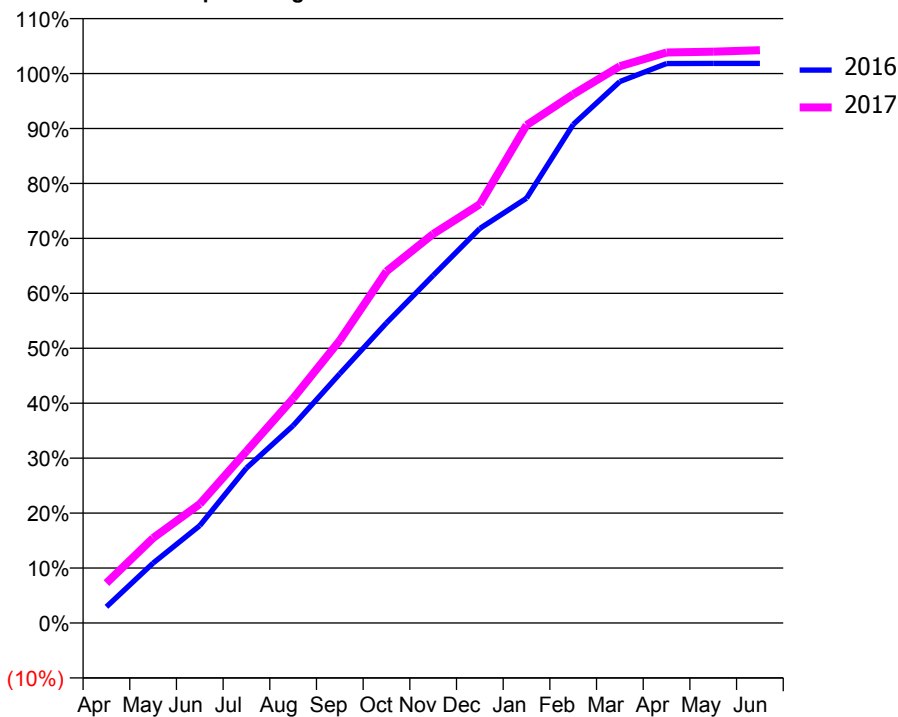
ACCESS*

Patients seen in 24 months	Total	Change since previous quarter
Quarter ending March 2016	3,733	
Quarter ending June 2016	3,745	→
Quarter ending September 2016	3,837	↑
Quarter ending December 2016	3,905	→
Quarter ending March 2017	3,961	→
Variance since March 2016	6.1%	↑



ACTIVITY

Cumulative percentage of contracted UDA delivered 2016 & 2017



Adjusted Scheduled Activity (UDA)

Month	2016	2017
April	358	883
May	1,325	1,879
June	2,152	2,631
July	3,428	3,797
August	4,363	4,966
September	5,512	6,248
October	6,633	7,774
November	7,684	8,601
December	8,720	9,258
January	9,391	11,007
February	11,021	11,686
March	11,971	12,307
April	12,368	12,613
May	12,369	12,631
June	12,369	12,662

QUALITY

	Quantity	Base Number	Contract	AT	Region	England
% of FP17s for the same patient ID Re-attending within 3 months - Children	261	1,894	13.8%	13.0%	13.3%	12.3%
% of FP17s for the same patient ID Re-attending within 3 months - Adults	586	3,345	17.5%	16.3%	17.3%	16.7%
% of FP17s for the same patient ID Re-attending between 3 & 9 months - Children	883	1,894	46.6%	54.5%	58.9%	57.6%
% of FP17s for the same patient ID Re-attending between 3 & 9 months - Adults	1,417	3,345	42.4%	50.2%	52.2%	50.1%
% of FP17s for Band 1 Urgent Courses	354	5,172	6.8%	8.8%	9.2%	9.1%
% of FP17s Relating to Free Repair or Replacements	31	5,172	0.6%	1.3%	1.0%	0.8%
% of FP17s Relating to Continuations	123	5,172	2.4%	1.7%	1.4%	1.2%
% of Patients satisfied with the dentistry they have received	14	15	93.3%	92.0%	93.1%	92.8%
% of Patients satisfied with the time they had to wait for an appointment	14	15	93.3%	88.8%	89.5%	88.7%

* This is based on patients treated on this contract for their most recent course of treatment. Figures in italics indicate the base number of FP17s or Patient Questionnaire responses are less than 100. N/A is shown where the base number of responses is less than 10 during the period. % is calculated as Quantity/Base number*100

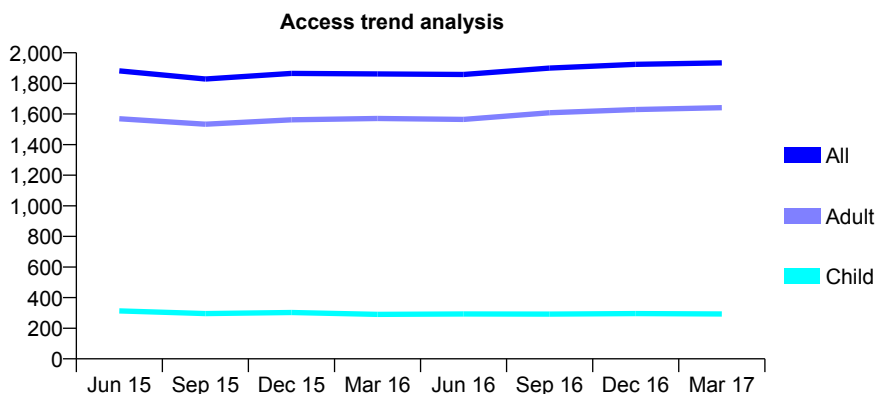
Q45 - Vital Signs At a Glance Contract Report for 739170/0001 - Year end March 2017

Name or company name	MR RS ELSTON
Contract type name	Pilot Contract
Purpose of contract	General and Orthodontic
Contract start date	01/04/2006
Contract end date	

16/17 Contracted general activity (UDA)	10,897
Carry forward general activity (UDA)	22
16/17 Contracted orthodontic activity (UOA)	103
Carry forward orthodontic activity (UOA)	0
Baseline contract value	£256,101.07

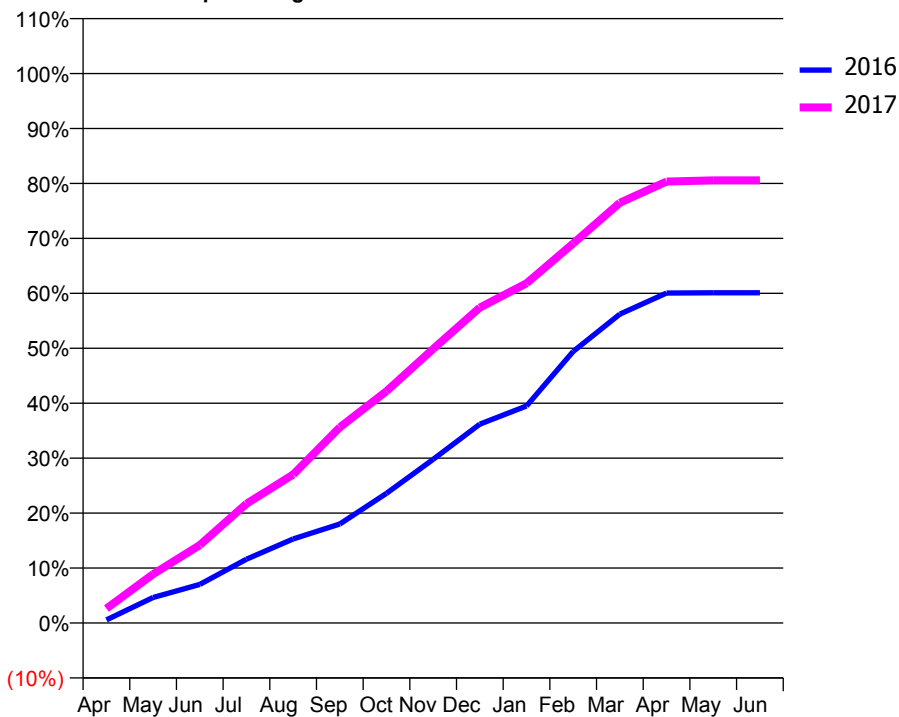
ACCESS*

Patients seen in 24 months	Total	Change since previous quarter
Quarter ending March 2016	1,862	
Quarter ending June 2016	1,858	→
Quarter ending September 2016	1,900	↑
Quarter ending December 2016	1,925	→
Quarter ending March 2017	1,934	→
Variance since March 2016	3.9%	↑



ACTIVITY

Cumulative percentage of contracted UDA delivered 2016 & 2017



Month	Adjusted Scheduled Activity (UDA)	
	2016	2017
April	60	286
May	486	969
June	735	1,545
July	1,215	2,366
August	1,601	2,944
September	1,884	3,881
October	2,469	4,596
November	3,116	5,434
December	3,787	6,255
January	4,133	6,736
February	5,170	7,527
March	5,881	8,334
April	6,282	8,754
May	6,288	8,778
June	6,288	8,779

QUALITY

	Quantity	Base Number	Contract	AT	Region	England
% of FP17s for the same patient ID Re-attending within 3 months - Children	109	698	15.6%	13.0%	13.3%	12.3%
% of FP17s for the same patient ID Re-attending within 3 months - Adults	552	2,707	20.4%	16.3%	17.3%	16.7%
% of FP17s for the same patient ID Re-attending between 3 & 9 months - Children	415	698	59.5%	54.5%	58.9%	57.6%
% of FP17s for the same patient ID Re-attending between 3 & 9 months - Adults	1,434	2,707	53.0%	50.2%	52.2%	50.1%
% of FP17s for Band 1 Urgent Courses	73	3,302	2.2%	8.8%	9.2%	9.1%
% of FP17s Relating to Free Repair or Replacements	43	3,302	1.3%	1.3%	1.0%	0.8%
% of FP17s Relating to Continuations	251	3,302	7.6%	1.7%	1.4%	1.2%
% of Patients satisfied with the dentistry they have received	11	11	100.0%	92.0%	93.1%	92.8%
% of Patients satisfied with the time they had to wait for an appointment	11	11	100.0%	88.8%	89.5%	88.7%

* This is based on patients treated on this contract for their most recent course of treatment. Figures in italics indicate the base number of FP17s or Patient Questionnaire responses are less than 100. N/A is shown where the base number of responses is less than 10 during the period. % is calculated as Quantity/Base number*100

Q45 - Vital Signs At a Glance Contract Report for 741566/0001 - Year end March 2017

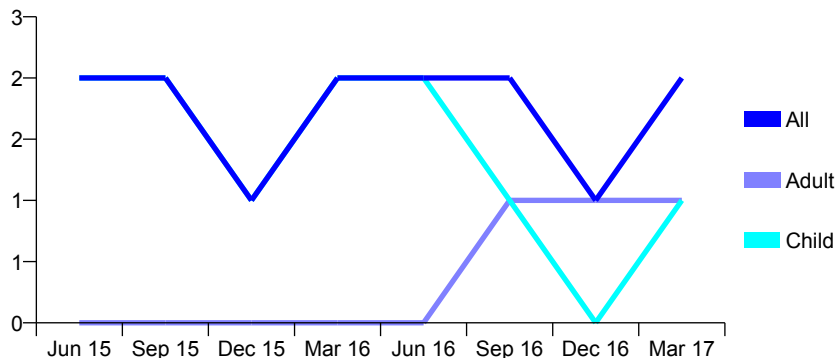
Name or company name	MISS SM GRANT
Contract type name	GDS Contract
Purpose of contract	General
Contract start date	01/04/2006
Contract end date	

16/17 Contracted general activity (UDA)	4
Carry forward general activity (UDA)	0
16/17 Contracted orthodontic activity (UOA)	0
Carry forward orthodontic activity (UOA)	0
Baseline contract value	£53.06

ACCESS*

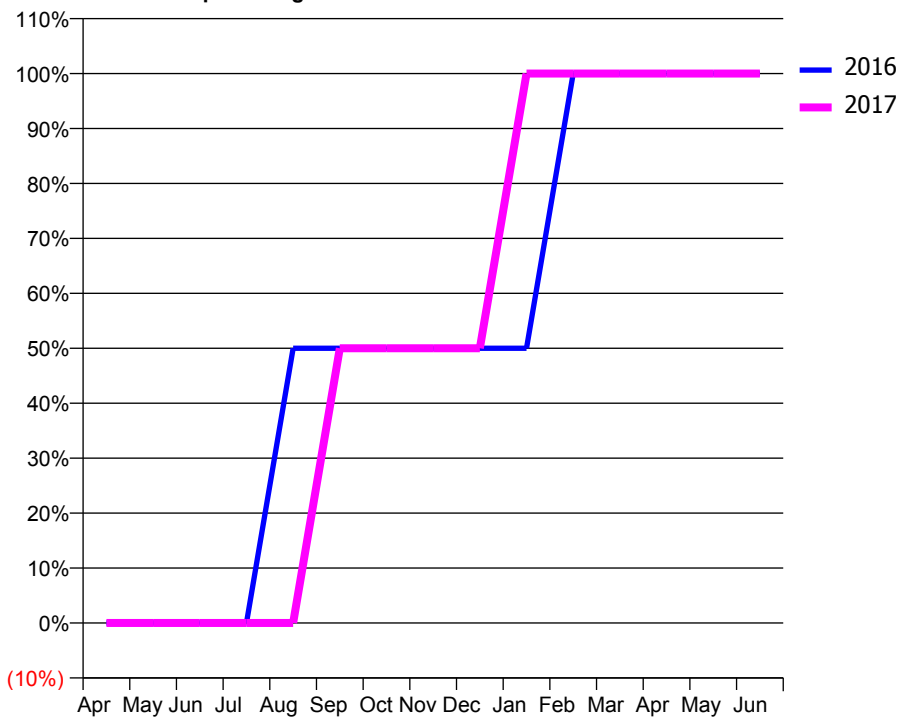
Patients seen in 24 months	Total	Change since previous quarter
Quarter ending March 2016	2	
Quarter ending June 2016	2	→
Quarter ending September 2016	2	→
Quarter ending December 2016	1	↓
Quarter ending March 2017	2	↑
Variance since March 2016	0.0%	→

Access trend analysis



ACTIVITY

Cumulative percentage of contracted UDA delivered 2016 & 2017



Adjusted Scheduled Activity (UDA)

Month	2016	2017
April	0	0
May	0	0
June	0	0
July	0	0
August	2	0
September	2	2
October	2	2
November	2	2
December	2	2
January	2	4
February	4	4
March	4	4
April	4	4
May	4	4
June	4	4

QUALITY

	Quantity	Base Number	Contract	AT	Region	England
% of FP17s for the same patient ID Re-attending within 3 months - Children	0	3	0.0%	13.0%	13.3%	12.3%
% of FP17s for the same patient ID Re-attending within 3 months - Adults	0	1	0.0%	16.3%	17.3%	16.7%
% of FP17s for the same patient ID Re-attending between 3 & 9 months - Children	2	3	66.7%	54.5%	58.9%	57.6%
% of FP17s for the same patient ID Re-attending between 3 & 9 months - Adults	1	1	100.0%	50.2%	52.2%	50.1%
% of FP17s for Band 1 Urgent Courses	0	4	0.0%	8.8%	9.2%	9.1%
% of FP17s Relating to Free Repair or Replacements	0	4	0.0%	1.3%	1.0%	0.8%
% of FP17s Relating to Continuations	0	4	0.0%	1.7%	1.4%	1.2%
% of Patients satisfied with the dentistry they have received	0	0	N/A	92.0%	93.1%	92.8%
% of Patients satisfied with the time they had to wait for an appointment	0	0	N/A	88.8%	89.5%	88.7%

* This is based on patients treated on this contract for their most recent course of treatment. Figures in italics indicate the base number of FP17s or Patient Questionnaire responses are less than 100. N/A is shown where the base number of responses is less than 10 during the period. % is calculated as Quantity/Base number*100

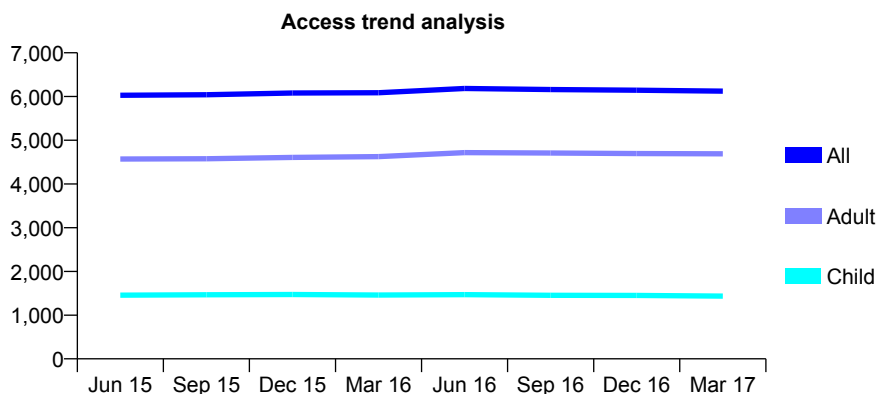
Q45 - Vital Signs At a Glance Contract Report for 742376/0001 - Year end March 2017

Name or company name	MR SA HETHERINGTON
Contract type name	GDS Contract
Purpose of contract	General
Contract start date	01/04/2006
Contract end date	

16/17 Contracted general activity (UDA)	16,232
Carry forward general activity (UDA)	0
16/17 Contracted orthodontic activity (UOA)	0
Carry forward orthodontic activity (UOA)	0
Baseline contract value	£388,300.21

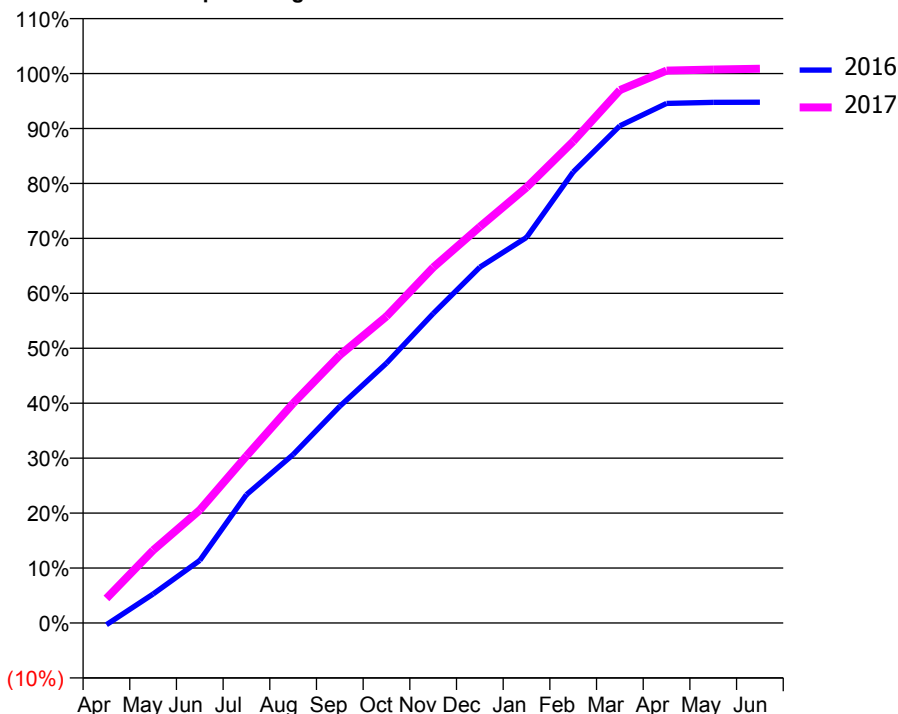
ACCESS*

Patients seen in 24 months	Total	Change since previous quarter
Quarter ending March 2016	6,085	
Quarter ending June 2016	6,185	→
Quarter ending September 2016	6,161	→
Quarter ending December 2016	6,145	→
Quarter ending March 2017	6,123	→
Variance since March 2016	0.6%	→



ACTIVITY

Cumulative percentage of contracted UDA delivered 2016 & 2017



Adjusted Scheduled Activity (UDA)

Month	2016	2017
April	-52	725
May	858	2,149
June	1,851	3,338
July	3,792	4,935
August	4,979	6,489
September	6,403	7,913
October	7,676	9,060
November	9,139	10,502
December	10,511	11,704
January	11,391	12,868
February	13,325	14,224
March	14,686	15,744
April	15,350	16,319
May	15,379	16,349
June	15,385	16,371

QUALITY

	Quantity	Base Number	Contract	AT	Region	England
% of FP17s for the same patient ID Re-attending within 3 months - Children	114	1,540	7.4%	13.0%	13.3%	12.3%
% of FP17s for the same patient ID Re-attending within 3 months - Adults	1,127	5,468	20.6%	16.3%	17.3%	16.7%
% of FP17s for the same patient ID Re-attending between 3 & 9 months - Children	450	1,540	29.2%	54.5%	58.9%	57.6%
% of FP17s for the same patient ID Re-attending between 3 & 9 months - Adults	1,669	5,468	30.5%	50.2%	52.2%	50.1%
% of FP17s for Band 1 Urgent Courses	988	6,984	14.1%	8.8%	9.2%	9.1%
% of FP17s Relating to Free Repair or Replacements	99	6,984	1.4%	1.3%	1.0%	0.8%
% of FP17s Relating to Continuations	249	6,984	3.6%	1.7%	1.4%	1.2%
% of Patients satisfied with the dentistry they have received	14	14	100.0%	92.0%	93.1%	92.8%
% of Patients satisfied with the time they had to wait for an appointment	14	14	100.0%	88.8%	89.5%	88.7%

* This is based on patients treated on this contract for their most recent course of treatment. Figures in italics indicate the base number of FP17s or Patient Questionnaire responses are less than 100. N/A is shown where the base number of responses is less than 10 during the period. % is calculated as Quantity/Base number*100

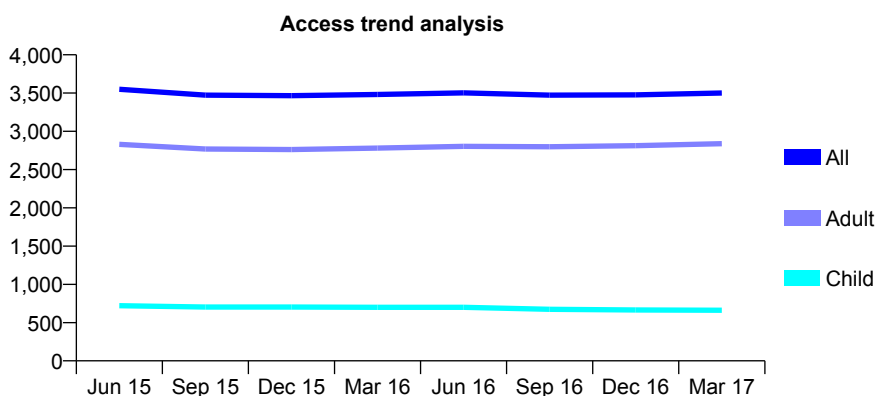
Q45 - Vital Signs At a Glance Contract Report for 742562/0001 - Year end March 2017

Name or company name	MR NL CREES
Contract type name	GDS Contract
Purpose of contract	General
Contract start date	01/04/2006
Contract end date	

16/17 Contracted general activity (UDA)	10,425
Carry forward general activity (UDA)	131
16/17 Contracted orthodontic activity (UOA)	0
Carry forward orthodontic activity (UOA)	0
Baseline contract value	£253,767.46

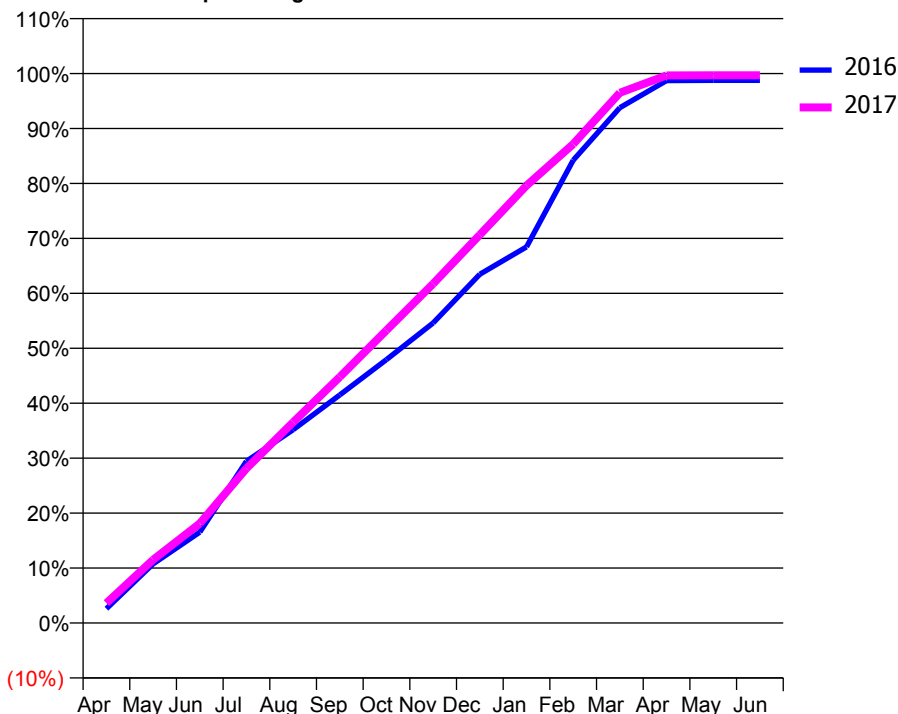
ACCESS*

Patients seen in 24 months	Total	Change since previous quarter
Quarter ending March 2016	3,481	
Quarter ending June 2016	3,503	→
Quarter ending September 2016	3,472	→
Quarter ending December 2016	3,477	→
Quarter ending March 2017	3,501	→
Variance since March 2016	0.6%	→



ACTIVITY

Cumulative percentage of contracted UDA delivered 2016 & 2017



Adjusted Scheduled Activity (UDA)

Month	2016	2017
April	272	378
May	1,121	1,200
June	1,725	1,888
July	3,070	2,932
August	3,667	3,809
September	4,328	4,669
October	4,997	5,554
November	5,693	6,437
December	6,617	7,367
January	7,135	8,299
February	8,779	9,086
March	9,776	10,059
April	10,291	10,389
May	10,294	10,392
June	10,294	10,392

QUALITY

	Quantity	Base Number	Contract	AT	Region	England
% of FP17s for the same patient ID Re-attending within 3 months - Children	100	1,068	9.4%	13.0%	13.3%	12.3%
% of FP17s for the same patient ID Re-attending within 3 months - Adults	463	4,029	11.5%	16.3%	17.3%	16.7%
% of FP17s for the same patient ID Re-attending between 3 & 9 months - Children	653	1,068	61.1%	54.5%	58.9%	57.6%
% of FP17s for the same patient ID Re-attending between 3 & 9 months - Adults	2,105	4,029	52.2%	50.2%	52.2%	50.1%
% of FP17s for Band 1 Urgent Courses	440	5,038	8.7%	8.8%	9.2%	9.1%
% of FP17s Relating to Free Repair or Replacements	54	5,038	1.1%	1.3%	1.0%	0.8%
% of FP17s Relating to Continuations	128	5,038	2.5%	1.7%	1.4%	1.2%
% of Patients satisfied with the dentistry they have received	9	9	N/A	92.0%	93.1%	92.8%
% of Patients satisfied with the time they had to wait for an appointment	9	9	N/A	88.8%	89.5%	88.7%

* This is based on patients treated on this contract for their most recent course of treatment. Figures in italics indicate the base number of FP17s or Patient Questionnaire responses are less than 100. N/A is shown where the base number of responses is less than 10 during the period. % is calculated as Quantity/Base number*100

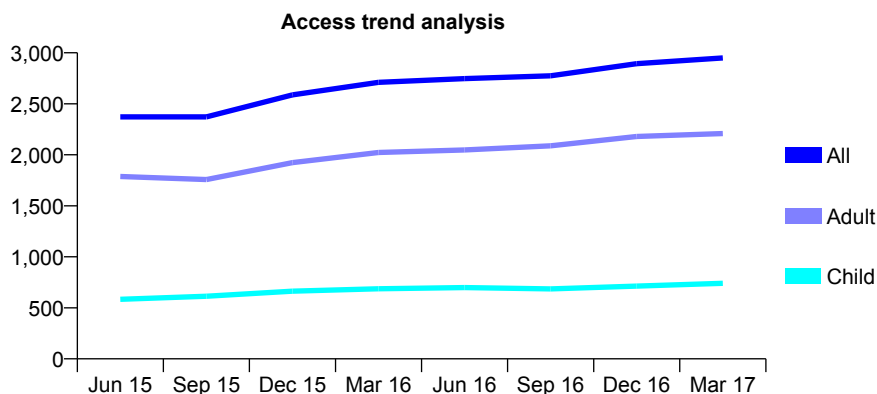
Q45 - Vital Signs At a Glance Contract Report for 761338/0001 - Year end March 2017

Name or company name	MRS N HILL
Contract type name	GDS Contract
Purpose of contract	General
Contract start date	01/04/2006
Contract end date	

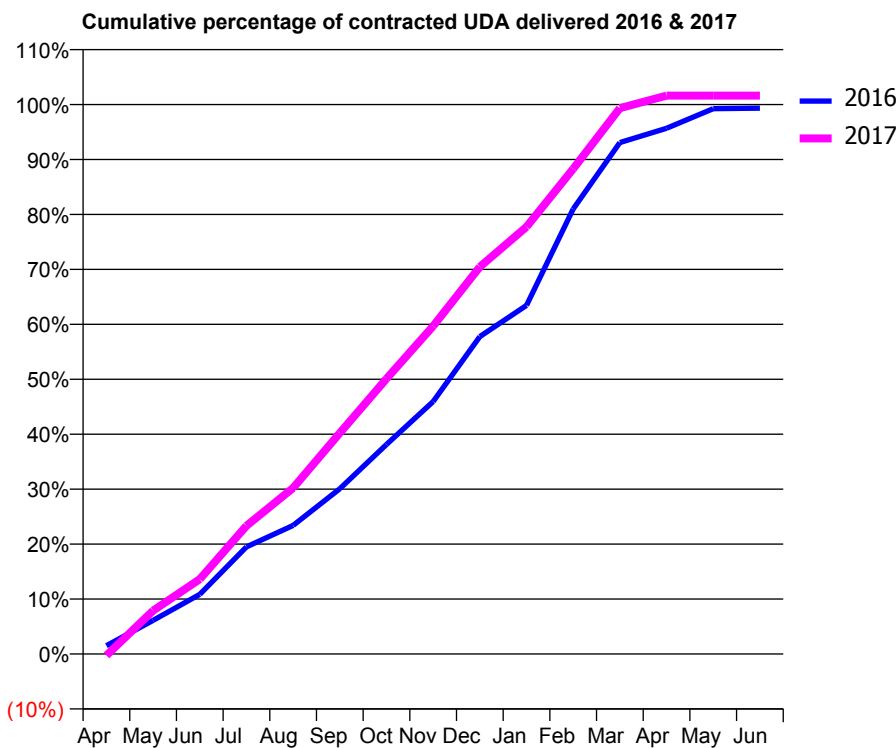
16/17 Contracted general activity (UDA)	8,475
Carry forward general activity (UDA)	55
16/17 Contracted orthodontic activity (UOA)	0
Carry forward orthodontic activity (UOA)	0
Baseline contract value	£248,462.90

ACCESS*

Patients seen in 24 months	Total	Change since previous quarter
Quarter ending March 2016	2,710	
Quarter ending June 2016	2,747	→
Quarter ending September 2016	2,774	→
Quarter ending December 2016	2,893	↑
Quarter ending March 2017	2,950	→
Variance since March 2016	8.9%	↑



ACTIVITY



Month	Adjusted Scheduled Activity (UDA)	
	2016	2017
April	128	-24
May	519	669
June	921	1,156
July	1,652	1,977
August	1,984	2,561
September	2,550	3,410
October	3,233	4,247
November	3,893	5,058
December	4,896	5,971
January	5,377	6,588
February	6,865	7,483
March	7,889	8,418
April	8,107	8,613
May	8,410	8,613
June	8,420	8,613

QUALITY

	Quantity	Base Number	Contract	AT	Region	England
% of FP17s for the same patient ID Re-attending within 3 months - Children	17	898	1.9%	13.0%	13.3%	12.3%
% of FP17s for the same patient ID Re-attending within 3 months - Adults	356	3,040	11.7%	16.3%	17.3%	16.7%
% of FP17s for the same patient ID Re-attending between 3 & 9 months - Children	274	898	30.5%	54.5%	58.9%	57.6%
% of FP17s for the same patient ID Re-attending between 3 & 9 months - Adults	1,020	3,040	33.6%	50.2%	52.2%	50.1%
% of FP17s for Band 1 Urgent Courses	249	3,800	6.6%	8.8%	9.2%	9.1%
% of FP17s Relating to Free Repair or Replacements	53	3,800	1.4%	1.3%	1.0%	0.8%
% of FP17s Relating to Continuations	49	3,800	1.3%	1.7%	1.4%	1.2%
% of Patients satisfied with the dentistry they have received	15	15	100.0%	92.0%	93.1%	92.8%
% of Patients satisfied with the time they had to wait for an appointment	15	15	100.0%	88.8%	89.5%	88.7%

* This is based on patients treated on this contract for their most recent course of treatment. Figures in italics indicate the base number of FP17s or Patient Questionnaire responses are less than 100. N/A is shown where the base number of responses is less than 10 during the period. % is calculated as Quantity/Base number*100

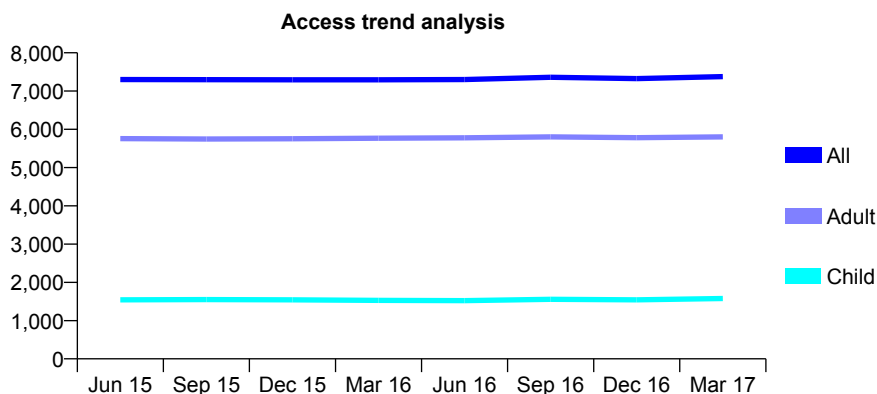
Q45 - Vital Signs At a Glance Contract Report for 761486/0001 - Year end March 2017

Name or company name	MISS NL PROCTOR
Contract type name	GDS Contract
Purpose of contract	General
Contract start date	01/04/2006
Contract end date	

16/17 Contracted general activity (UDA)	19,711
Carry forward general activity (UDA)	761
16/17 Contracted orthodontic activity (UOA)	0
Carry forward orthodontic activity (UOA)	0
Baseline contract value	£523,436.23

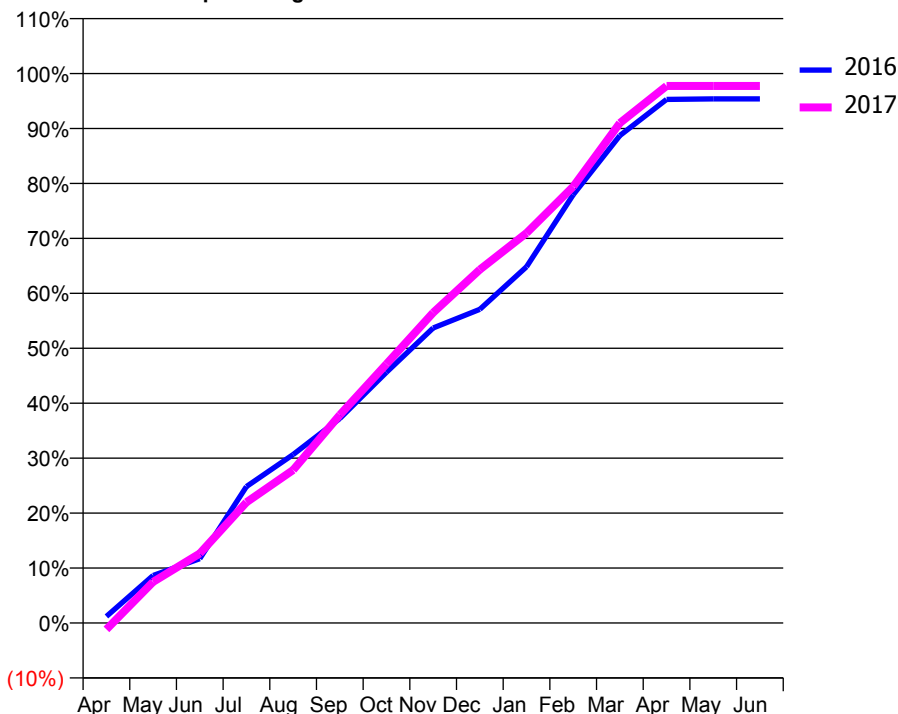
ACCESS*

Patients seen in 24 months	Total	Change since previous quarter
Quarter ending March 2016	7,294	
Quarter ending June 2016	7,300	→
Quarter ending September 2016	7,359	→
Quarter ending December 2016	7,325	→
Quarter ending March 2017	7,378	→
Variance since March 2016	1.2%	→



ACTIVITY

Cumulative percentage of contracted UDA delivered 2016 & 2017



Month	Adjusted Scheduled Activity (UDA)	
	2016	2017
April	238	-230
May	1,704	1,478
June	2,306	2,492
July	4,896	4,330
August	6,045	5,487
September	7,334	7,464
October	8,997	9,294
November	10,583	11,134
December	11,251	12,679
January	12,779	13,988
February	15,362	15,654
March	17,483	17,936
April	18,781	19,263
May	18,800	19,264
June	18,800	19,265

QUALITY

	Quantity	Base Number	Contract	AT	Region	England
% of FP17s for the same patient ID Re-attending within 3 months - Children	152	2,409	6.3%	13.0%	13.3%	12.3%
% of FP17s for the same patient ID Re-attending within 3 months - Adults	1,350	8,353	16.2%	16.3%	17.3%	16.7%
% of FP17s for the same patient ID Re-attending between 3 & 9 months - Children	1,413	2,409	58.7%	54.5%	58.9%	57.6%
% of FP17s for the same patient ID Re-attending between 3 & 9 months - Adults	4,394	8,353	52.6%	50.2%	52.2%	50.1%
% of FP17s for Band 1 Urgent Courses	1,346	10,825	12.4%	8.8%	9.2%	9.1%
% of FP17s Relating to Free Repair or Replacements	162	10,825	1.5%	1.3%	1.0%	0.8%
% of FP17s Relating to Continuations	98	10,825	0.9%	1.7%	1.4%	1.2%
% of Patients satisfied with the dentistry they have received	23	26	88.5%	92.0%	93.1%	92.8%
% of Patients satisfied with the time they had to wait for an appointment	24	26	92.3%	88.8%	89.5%	88.7%

* This is based on patients treated on this contract for their most recent course of treatment. Figures in italics indicate the base number of FP17s or Patient Questionnaire responses are less than 100. N/A is shown where the base number of responses is less than 10 during the period. % is calculated as Quantity/Base number*100

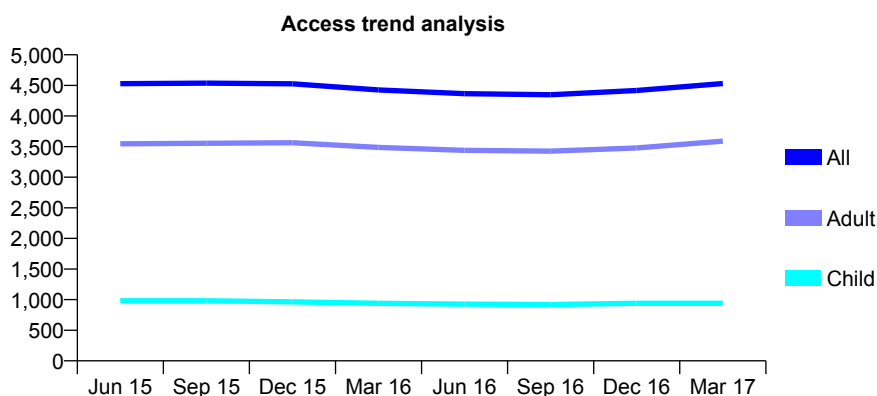
Q45 - Vital Signs At a Glance Contract Report for 767514/0002 - Year end March 2017

Name or company name	MISS KE BOOTH
Contract type name	GDS Contract
Purpose of contract	General and Orthodontic
Contract start date	01/12/2011
Contract end date	

16/17 Contracted general activity (UDA)	12,032
Carry forward general activity (UDA)	0
16/17 Contracted orthodontic activity (UOA)	0
Carry forward orthodontic activity (UOA)	0
Baseline contract value	£454,749.06

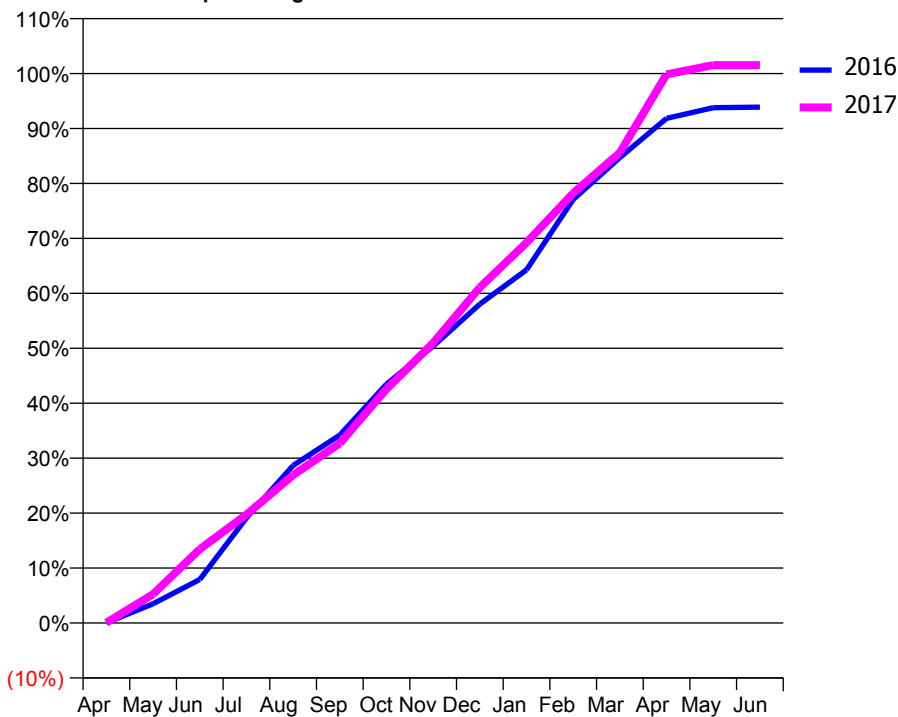
ACCESS*

Patients seen in 24 months	Total	Change since previous quarter
Quarter ending March 2016	4,426	
Quarter ending June 2016	4,366	↓
Quarter ending September 2016	4,347	→
Quarter ending December 2016	4,417	→
Quarter ending March 2017	4,530	↑
Variance since March 2016	2.3%	↑



ACTIVITY

Cumulative percentage of contracted UDA delivered 2016 & 2017



Adjusted Scheduled Activity (UDA)

Month	2016	2017
April	3	7
May	422	633
June	952	1,615
July	2,303	2,375
August	3,449	3,241
September	4,116	3,933
October	5,231	5,124
November	6,062	6,132
December	6,982	7,348
January	7,732	8,328
February	9,275	9,412
March	10,191	10,299
April	11,050	12,015
May	11,284	12,215
June	11,295	12,216

QUALITY

	Quantity	Base Number	Contract	AT	Region	England
% of FP17s for the same patient ID Re-attending within 3 months - Children	80	1,196	6.7%	13.0%	13.3%	12.3%
% of FP17s for the same patient ID Re-attending within 3 months - Adults	912	5,000	18.2%	16.3%	17.3%	16.7%
% of FP17s for the same patient ID Re-attending between 3 & 9 months - Children	664	1,196	55.5%	54.5%	58.9%	57.6%
% of FP17s for the same patient ID Re-attending between 3 & 9 months - Adults	2,634	5,000	52.7%	50.2%	52.2%	50.1%
% of FP17s for Band 1 Urgent Courses	275	6,566	4.2%	8.8%	9.2%	9.1%
% of FP17s Relating to Free Repair or Replacements	45	6,566	0.7%	1.3%	1.0%	0.8%
% of FP17s Relating to Continuations	102	6,566	1.6%	1.7%	1.4%	1.2%
% of Patients satisfied with the dentistry they have received	27	29	93.1%	92.0%	93.1%	92.8%
% of Patients satisfied with the time they had to wait for an appointment	23	29	79.3%	88.8%	89.5%	88.7%

* This is based on patients treated on this contract for their most recent course of treatment. Figures in italics indicate the base number of FP17s or Patient Questionnaire responses are less than 100. N/A is shown where the base number of responses is less than 10 during the period. % is calculated as Quantity/Base number*100

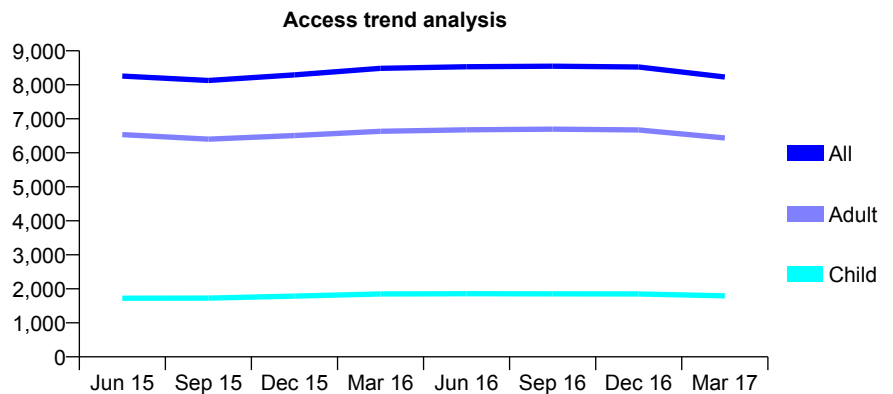
Q45 - Vital Signs At a Glance Contract Report for 772321/0001 - Year end March 2017

Name or company name	MR PC WOODHOUSE
Contract type name	GDS Contract
Purpose of contract	General and Orthodontic
Contract start date	01/06/2011
Contract end date	

16/17 Contracted general activity (UDA)	28,441
Carry forward general activity (UDA)	0
16/17 Contracted orthodontic activity (UOA)	0
Carry forward orthodontic activity (UOA)	0
Baseline contract value	£762,820.67

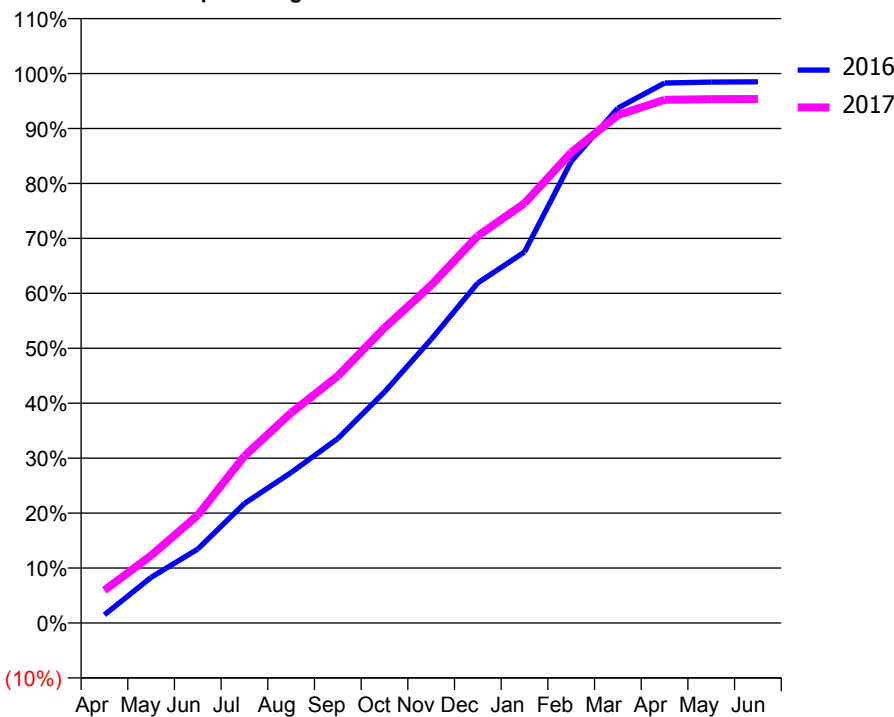
ACCESS*

Patients seen in 24 months	Total	Change since previous quarter
Quarter ending March 2016	8,484	
Quarter ending June 2016	8,533	→
Quarter ending September 2016	8,548	→
Quarter ending December 2016	8,524	→
Quarter ending March 2017	8,231	↓
Variance since March 2016	(3.0%)	↓



ACTIVITY

Cumulative percentage of contracted UDA delivered 2016 & 2017



Month	Adjusted Scheduled Activity (UDA)	
	2016	2017
April	427	1,696
May	2,364	3,499
June	3,827	5,583
July	6,189	8,643
August	7,792	10,882
September	9,552	12,783
October	11,958	15,277
November	14,684	17,483
December	17,604	20,041
January	19,204	21,720
February	23,892	24,351
March	26,650	26,293
April	27,949	27,082
May	28,000	27,115
June	28,014	27,123

QUALITY

	Quantity	Base Number	Contract	AT	Region	England
% of FP17s for the same patient ID Re-attending within 3 months - Children	250	2,740	9.1%	13.0%	13.3%	12.3%
% of FP17s for the same patient ID Re-attending within 3 months - Adults	1,417	9,113	15.5%	16.3%	17.3%	16.7%
% of FP17s for the same patient ID Re-attending between 3 & 9 months - Children	1,711	2,740	62.4%	54.5%	58.9%	57.6%
% of FP17s for the same patient ID Re-attending between 3 & 9 months - Adults	5,108	9,113	56.1%	50.2%	52.2%	50.1%
% of FP17s for Band 1 Urgent Courses	519	11,679	4.4%	8.8%	9.2%	9.1%
% of FP17s Relating to Free Repair or Replacements	135	11,679	1.2%	1.3%	1.0%	0.8%
% of FP17s Relating to Continuations	353	11,679	3.0%	1.7%	1.4%	1.2%
% of Patients satisfied with the dentistry they have received	21	21	100.0%	92.0%	93.1%	92.8%
% of Patients satisfied with the time they had to wait for an appointment	18	21	85.7%	88.8%	89.5%	88.7%

* This is based on patients treated on this contract for their most recent course of treatment. Figures in italics indicate the base number of FP17s or Patient Questionnaire responses are less than 100. N/A is shown where the base number of responses is less than 10 during the period. % is calculated as Quantity/Base number*100

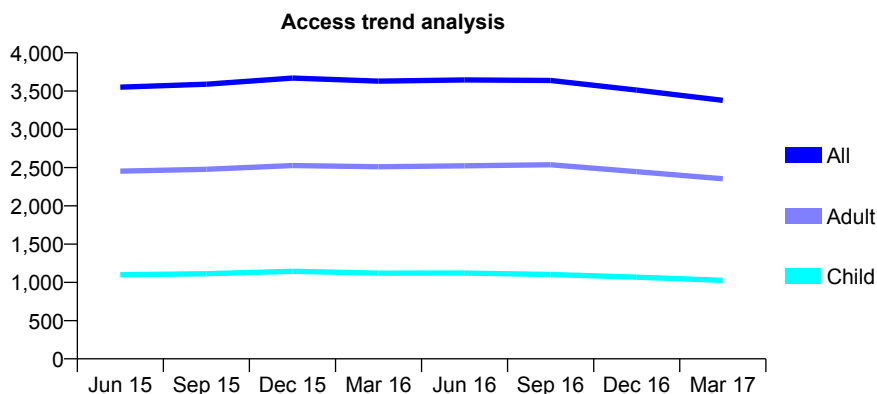
Q45 - Vital Signs At a Glance Contract Report for 773115/0002 - Year end March 2017

Name or company name	MR P THAPAR
Contract type name	GDS Contract
Purpose of contract	General
Contract start date	01/04/2006
Contract end date	

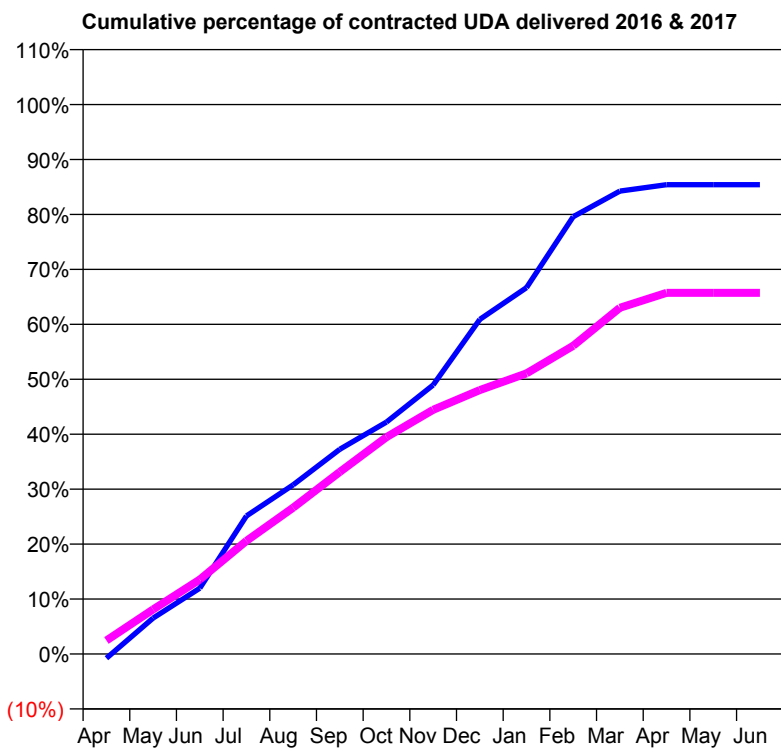
16/17 Contracted general activity (UDA)	11,473
Carry forward general activity (UDA)	0
16/17 Contracted orthodontic activity (UOA)	0
Carry forward orthodontic activity (UOA)	0
Baseline contract value	£258,605.65

ACCESS*

Patients seen in 24 months	Total	Change since previous quarter
Quarter ending March 2016	3,629	
Quarter ending June 2016	3,645	→
Quarter ending September 2016	3,639	→
Quarter ending December 2016	3,513	↓
Quarter ending March 2017	3,379	↓
Variance since March 2016	(6.9%)	↓



ACTIVITY



Month	Adjusted Scheduled Activity (UDA)	
	2016	2017
April	-90	284
May	752	930
June	1,375	1,556
July	2,883	2,364
August	3,533	3,056
September	4,276	3,803
October	4,842	4,529
November	5,618	5,099
December	6,986	5,512
January	7,650	5,859
February	9,130	6,435
March	9,665	7,230
April	9,798	7,541
May	9,798	7,541
June	9,799	7,541

QUALITY

	Quantity	Base Number	Contract	AT	Region	England
% of FP17s for the same patient ID Re-attending within 3 months - Children	79	1,116	7.1%	13.0%	13.3%	12.3%
% of FP17s for the same patient ID Re-attending within 3 months - Adults	262	2,093	12.5%	16.3%	17.3%	16.7%
% of FP17s for the same patient ID Re-attending between 3 & 9 months - Children	516	1,116	46.2%	54.5%	58.9%	57.6%
% of FP17s for the same patient ID Re-attending between 3 & 9 months - Adults	715	2,093	34.2%	50.2%	52.2%	50.1%
% of FP17s for Band 1 Urgent Courses	177	3,252	5.4%	8.8%	9.2%	9.1%
% of FP17s Relating to Free Repair or Replacements	24	3,252	0.7%	1.3%	1.0%	0.8%
% of FP17s Relating to Continuations	56	3,252	1.7%	1.7%	1.4%	1.2%
% of Patients satisfied with the dentistry they have received	5	5	N/A	92.0%	93.1%	92.8%
% of Patients satisfied with the time they had to wait for an appointment	5	5	N/A	88.8%	89.5%	88.7%

* This is based on patients treated on this contract for their most recent course of treatment. Figures in italics indicate the base number of FP17s or Patient Questionnaire responses are less than 100. N/A is shown where the base number of responses is less than 10 during the period. % is calculated as Quantity/Base number*100

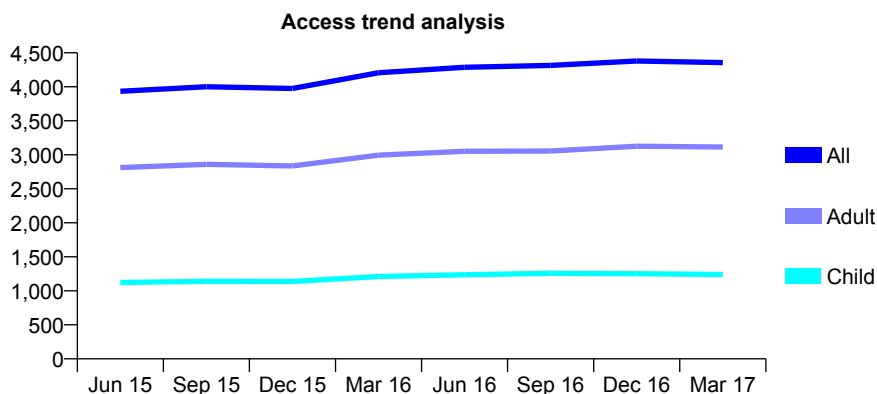
Q45 - Vital Signs At a Glance Contract Report for 801712/0004 - Year end March 2017

Name or company name	Mr S A Jeyarajan Dental Surgery
Contract type name	GDS Contract
Purpose of contract	General
Contract start date	14/05/2011
Contract end date	

16/17 Contracted general activity (UDA)	11,567
Carry forward general activity (UDA)	0
16/17 Contracted orthodontic activity (UOA)	0
Carry forward orthodontic activity (UOA)	0
Baseline contract value	£310,116.61

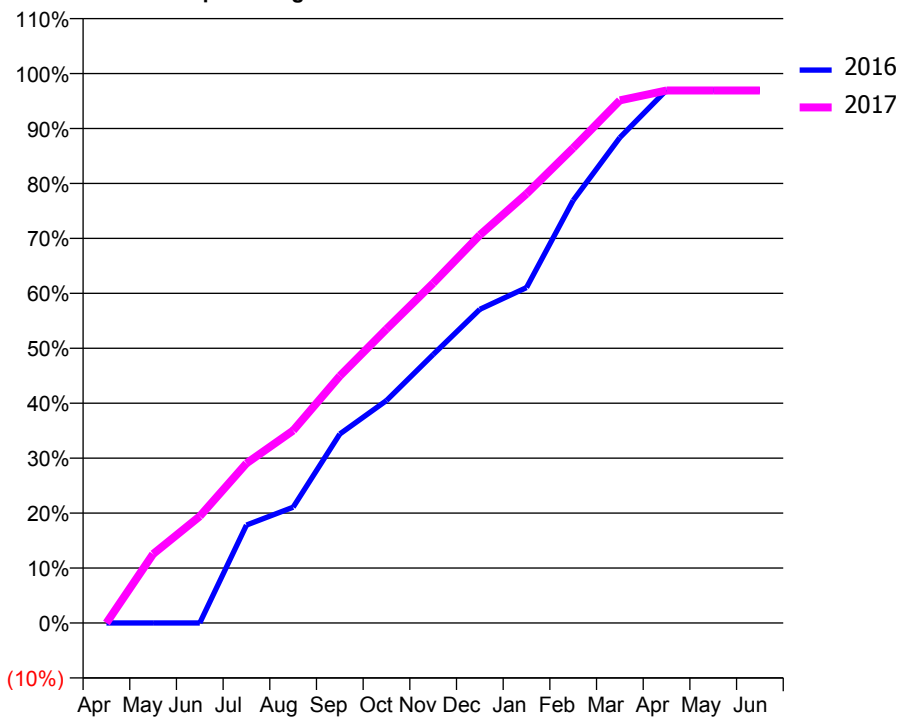
ACCESS*

Patients seen in 24 months	Total	Change since previous quarter
Quarter ending March 2016	4,206	
Quarter ending June 2016	4,288	→
Quarter ending September 2016	4,314	→
Quarter ending December 2016	4,379	→
Quarter ending March 2017	4,355	→
Variance since March 2016	3.5%	↑



ACTIVITY

Cumulative percentage of contracted UDA delivered 2016 & 2017



Month	Adjusted Scheduled Activity (UDA)	
	2016	2017
April	0	0
May	0	1,453
June	0	2,247
July	2,062	3,361
August	2,438	4,052
September	3,980	5,199
October	4,682	6,187
November	5,651	7,152
December	6,603	8,166
January	7,060	9,034
February	8,898	9,999
March	10,219	11,001
April	11,219	11,209
May	11,219	11,209
June	11,219	11,209

QUALITY

	Quantity	Base Number	Contract	AT	Region	England
% of FP17s for the same patient ID Re-attending within 3 months - Children	115	1,660	6.9%	13.0%	13.3%	12.3%
% of FP17s for the same patient ID Re-attending within 3 months - Adults	567	3,786	15.0%	16.3%	17.3%	16.7%
% of FP17s for the same patient ID Re-attending between 3 & 9 months - Children	823	1,660	49.6%	54.5%	58.9%	57.6%
% of FP17s for the same patient ID Re-attending between 3 & 9 months - Adults	1,385	3,786	36.6%	50.2%	52.2%	50.1%
% of FP17s for Band 1 Urgent Courses	666	5,125	13.0%	8.8%	9.2%	9.1%
% of FP17s Relating to Free Repair or Replacements	22	5,125	0.4%	1.3%	1.0%	0.8%
% of FP17s Relating to Continuations	35	5,125	0.7%	1.7%	1.4%	1.2%
% of Patients satisfied with the dentistry they have received	5	5	N/A	92.0%	93.1%	92.8%
% of Patients satisfied with the time they had to wait for an appointment	4	5	N/A	88.8%	89.5%	88.7%

* This is based on patients treated on this contract for their most recent course of treatment. Figures in italics indicate the base number of FP17s or Patient Questionnaire responses are less than 100. N/A is shown where the base number of responses is less than 10 during the period. % is calculated as Quantity/Base number*100

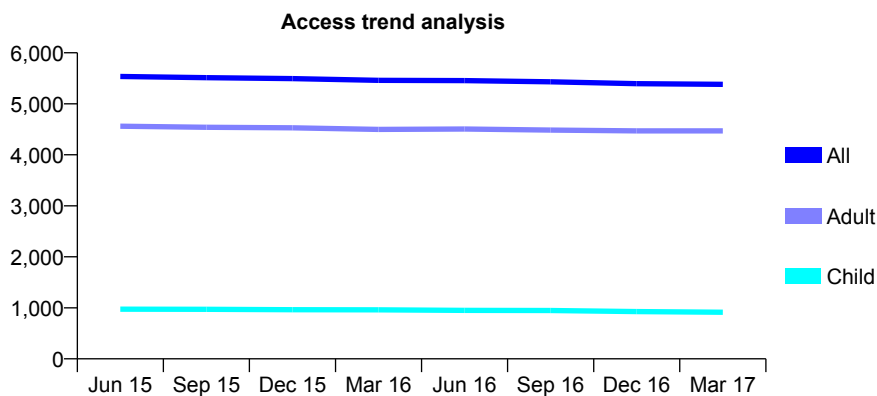
Q45 - Vital Signs At a Glance Contract Report for 804932/0001 - Year end March 2017

Name or company name	MR A ABRAHAM
Contract type name	GDS Contract
Purpose of contract	General
Contract start date	01/04/2006
Contract end date	

16/17 Contracted general activity (UDA)	17,669
Carry forward general activity (UDA)	0
16/17 Contracted orthodontic activity (UOA)	0
Carry forward orthodontic activity (UOA)	0
Baseline contract value	£373,812.28

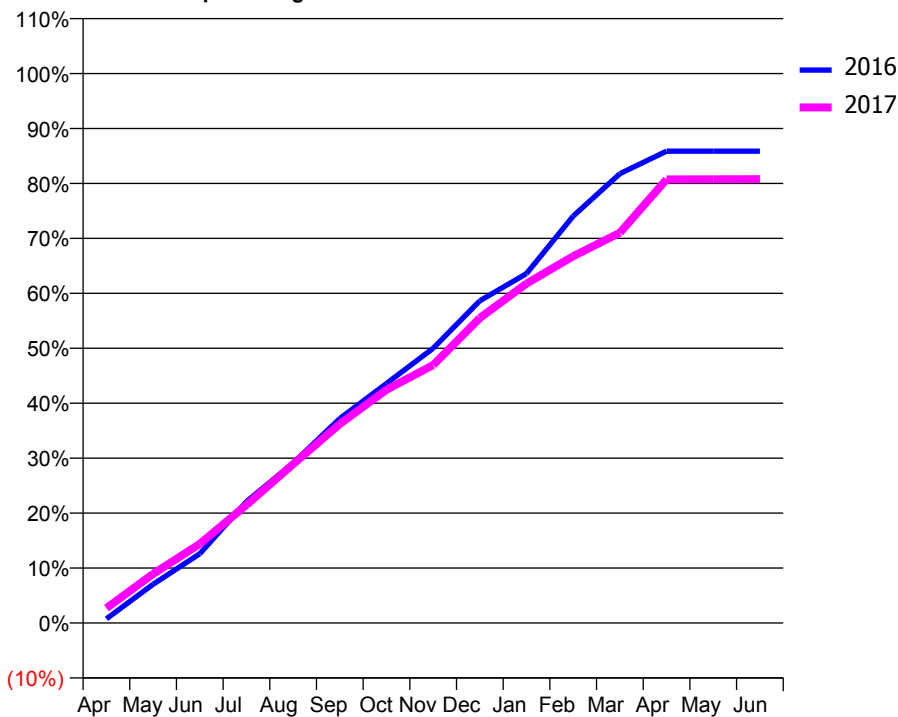
ACCESS*

Patients seen in 24 months	Total	Change since previous quarter
Quarter ending March 2016	5,460	
Quarter ending June 2016	5,455	→
Quarter ending September 2016	5,431	→
Quarter ending December 2016	5,394	→
Quarter ending March 2017	5,382	→
Variance since March 2016	(1.4%)	↓



ACTIVITY

Cumulative percentage of contracted UDA delivered 2016 & 2017



Adjusted Scheduled Activity (UDA)

Month	2016	2017
April	135	476
May	1,244	1,580
June	2,227	2,546
July	3,905	3,798
August	5,143	5,110
September	6,576	6,401
October	7,701	7,501
November	8,836	8,293
December	10,363	9,810
January	11,235	10,913
February	13,082	11,793
March	14,447	12,547
April	15,170	14,262
May	15,173	14,267
June	15,173	14,271

QUALITY

	Quantity	Base Number	Contract	AT	Region	England
% of FP17s for the same patient ID Re-attending within 3 months - Children	58	849	6.8%	13.0%	13.3%	12.3%
% of FP17s for the same patient ID Re-attending within 3 months - Adults	610	4,182	14.6%	16.3%	17.3%	16.7%
% of FP17s for the same patient ID Re-attending between 3 & 9 months - Children	183	849	21.6%	54.5%	58.9%	57.6%
% of FP17s for the same patient ID Re-attending between 3 & 9 months - Adults	1,014	4,182	24.2%	50.2%	52.2%	50.1%
% of FP17s for Band 1 Urgent Courses	383	5,403	7.1%	8.8%	9.2%	9.1%
% of FP17s Relating to Free Repair or Replacements	117	5,403	2.2%	1.3%	1.0%	0.8%
% of FP17s Relating to Continuations	221	5,403	4.1%	1.7%	1.4%	1.2%
% of Patients satisfied with the dentistry they have received	29	35	82.9%	92.0%	93.1%	92.8%
% of Patients satisfied with the time they had to wait for an appointment	31	35	88.6%	88.8%	89.5%	88.7%

* This is based on patients treated on this contract for their most recent course of treatment. Figures in italics indicate the base number of FP17s or Patient Questionnaire responses are less than 100. N/A is shown where the base number of responses is less than 10 during the period. % is calculated as Quantity/Base number*100

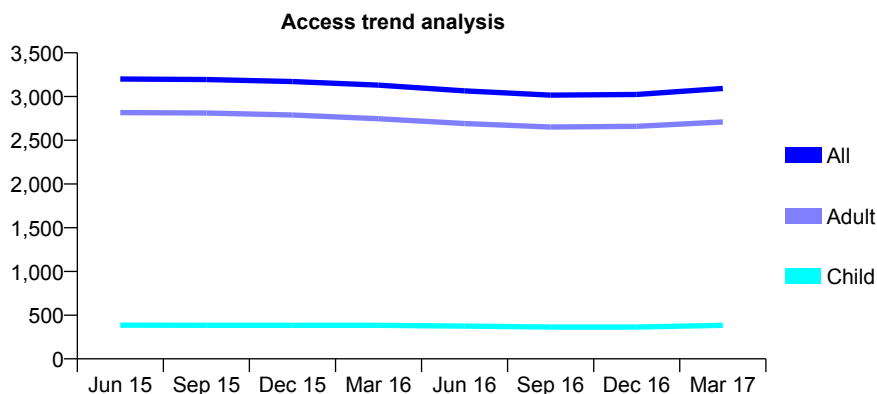
Q45 - Vital Signs At a Glance Contract Report for 811513/0001 - Year end March 2017

Name or company name	MR PL NEWTON
Contract type name	GDS Contract
Purpose of contract	General
Contract start date	01/04/2006
Contract end date	

16/17 Contracted general activity (UDA)	15,980
Carry forward general activity (UDA)	0
16/17 Contracted orthodontic activity (UOA)	0
Carry forward orthodontic activity (UOA)	0
Baseline contract value	£340,074.63

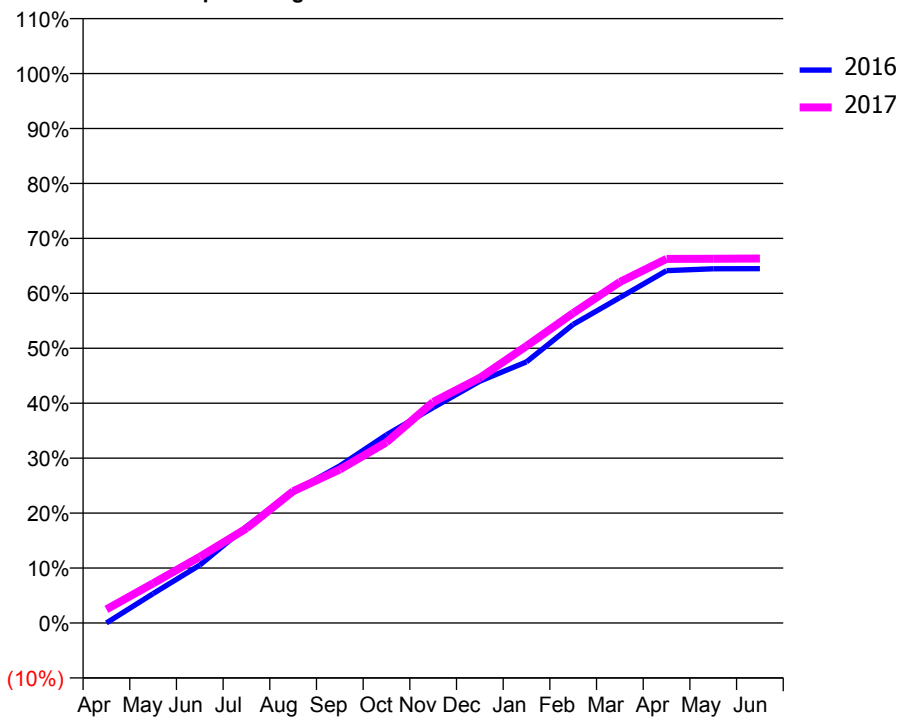
ACCESS*

Patients seen in 24 months	Total	Change since previous quarter
Quarter ending March 2016	3,130	
Quarter ending June 2016	3,065	↓
Quarter ending September 2016	3,016	↓
Quarter ending December 2016	3,023	→
Quarter ending March 2017	3,092	↑
Variance since March 2016	(1.2%)	↓



ACTIVITY

Cumulative percentage of contracted UDA delivered 2016 & 2017



Month	Adjusted Scheduled Activity (UDA)	
	2016	2017
April	0	399
May	855	1,153
June	1,684	1,925
July	2,807	2,753
August	3,813	3,834
September	4,570	4,467
October	5,475	5,258
November	6,264	6,428
December	7,031	7,131
January	7,594	8,056
February	8,685	9,013
March	9,463	9,917
April	10,247	10,590
May	10,302	10,592
June	10,305	10,600

QUALITY

	Quantity	Base Number	Contract	AT	Region	England
% of FP17s for the same patient ID Re-attending within 3 months - Children	32	577	5.5%	13.0%	13.3%	12.3%
% of FP17s for the same patient ID Re-attending within 3 months - Adults	494	4,310	11.5%	16.3%	17.3%	16.7%
% of FP17s for the same patient ID Re-attending between 3 & 9 months - Children	363	577	62.9%	54.5%	58.9%	57.6%
% of FP17s for the same patient ID Re-attending between 3 & 9 months - Adults	2,955	4,310	68.6%	50.2%	52.2%	50.1%
% of FP17s for Band 1 Urgent Courses	162	4,782	3.4%	8.8%	9.2%	9.1%
% of FP17s Relating to Free Repair or Replacements	35	4,782	0.7%	1.3%	1.0%	0.8%
% of FP17s Relating to Continuations	93	4,782	1.9%	1.7%	1.4%	1.2%
% of Patients satisfied with the dentistry they have received	15	15	100.0%	92.0%	93.1%	92.8%
% of Patients satisfied with the time they had to wait for an appointment	15	15	100.0%	88.8%	89.5%	88.7%

* This is based on patients treated on this contract for their most recent course of treatment. Figures in italics indicate the base number of FP17s or Patient Questionnaire responses are less than 100. N/A is shown where the base number of responses is less than 10 during the period. % is calculated as Quantity/Base number*100

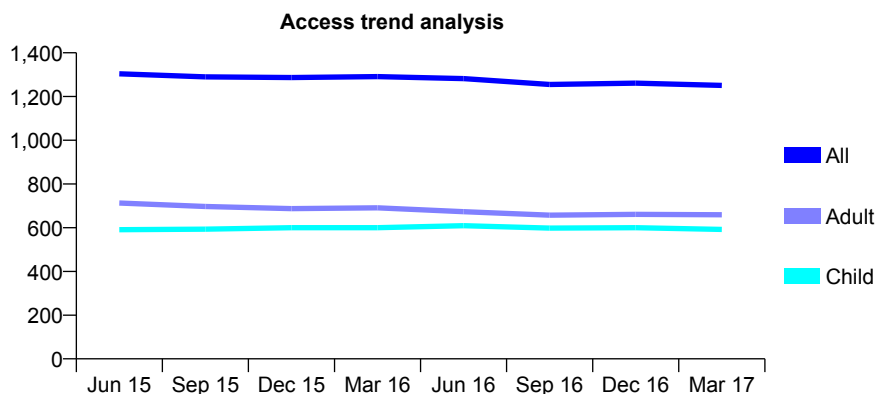
Q45 - Vital Signs At a Glance Contract Report for 814342/0002 - Year end March 2017

Name or company name	Lynes Dental Surgery
Contract type name	GDS Contract
Purpose of contract	General
Contract start date	01/04/2006
Contract end date	

16/17 Contracted general activity (UDA)	5,800
Carry forward general activity (UDA)	0
16/17 Contracted orthodontic activity (UOA)	0
Carry forward orthodontic activity (UOA)	0
Baseline contract value	£136,360.05

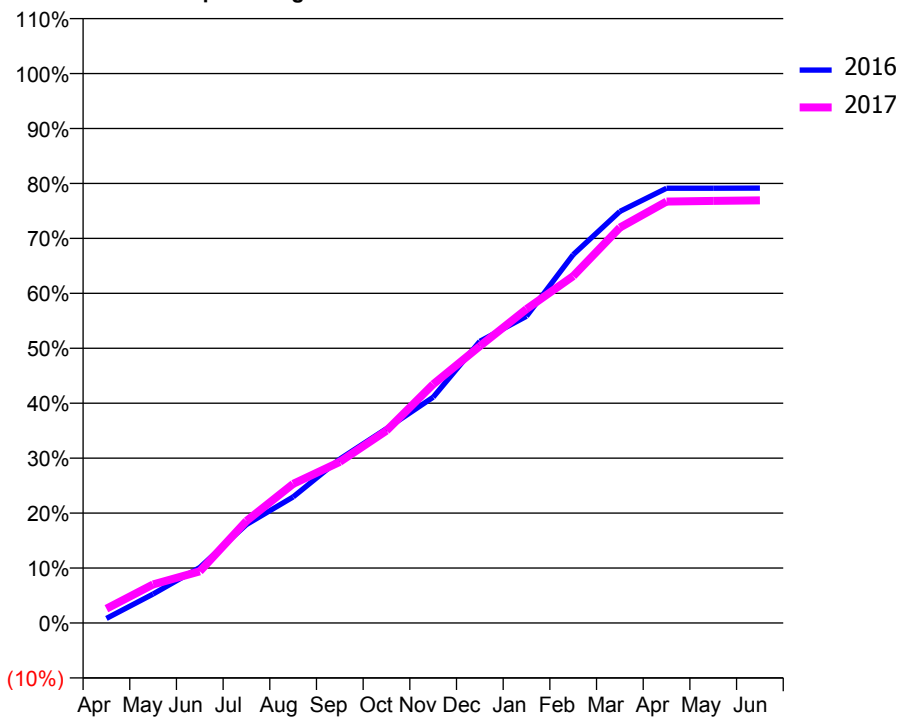
ACCESS*

Patients seen in 24 months	Total	Change since previous quarter
Quarter ending March 2016	1,291	
Quarter ending June 2016	1,282	→
Quarter ending September 2016	1,255	↓
Quarter ending December 2016	1,261	→
Quarter ending March 2017	1,251	→
Variance since March 2016	(3.1%)	↓



ACTIVITY

Cumulative percentage of contracted UDA delivered 2016 & 2017



Month	Adjusted Scheduled Activity (UDA)	
	2016	2017
April	49	151
May	307	408
June	586	545
July	1,039	1,078
August	1,330	1,469
September	1,730	1,701
October	2,052	2,031
November	2,384	2,521
December	2,973	2,922
January	3,239	3,313
February	3,888	3,662
March	4,344	4,174
April	4,590	4,449
May	4,590	4,455
June	4,591	4,461

QUALITY

	Quantity	Base Number	Contract	AT	Region	England
% of FP17s for the same patient ID Re-attending within 3 months - Children	56	1,079	5.2%	13.0%	13.3%	12.3%
% of FP17s for the same patient ID Re-attending within 3 months - Adults	167	964	17.3%	16.3%	17.3%	16.7%
% of FP17s for the same patient ID Re-attending between 3 & 9 months - Children	789	1,079	73.1%	54.5%	58.9%	57.6%
% of FP17s for the same patient ID Re-attending between 3 & 9 months - Adults	623	964	64.6%	50.2%	52.2%	50.1%
% of FP17s for Band 1 Urgent Courses	85	2,043	4.2%	8.8%	9.2%	9.1%
% of FP17s Relating to Free Repair or Replacements	0	2,043	0.0%	1.3%	1.0%	0.8%
% of FP17s Relating to Continuations	45	2,043	2.2%	1.7%	1.4%	1.2%
% of Patients satisfied with the dentistry they have received	3	3	N/A	92.0%	93.1%	92.8%
% of Patients satisfied with the time they had to wait for an appointment	3	3	N/A	88.8%	89.5%	88.7%

* This is based on patients treated on this contract for their most recent course of treatment. Figures in italics indicate the base number of FP17s or Patient Questionnaire responses are less than 100. N/A is shown where the base number of responses is less than 10 during the period. % is calculated as Quantity/Base number*100

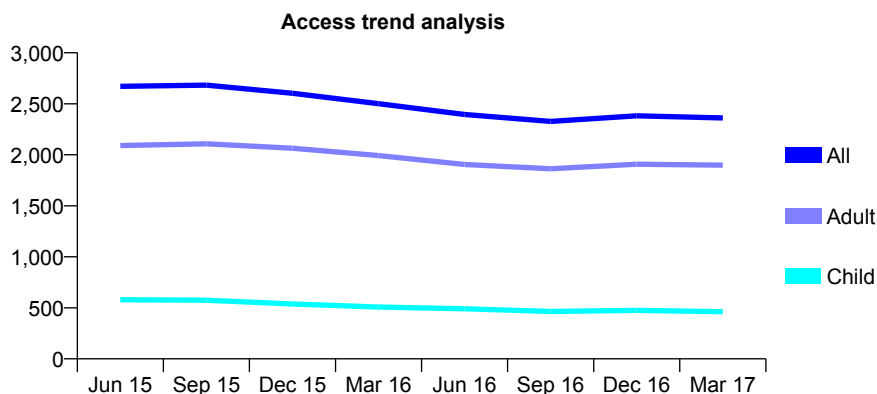
Q45 - Vital Signs At a Glance Contract Report for 820857/0002 - Year end March 2017

Name or company name	MRS JH ELSTON
Contract type name	GDS Contract
Purpose of contract	General
Contract start date	01/04/2006
Contract end date	

16/17 Contracted general activity (UDA)	12,629
Carry forward general activity (UDA)	0
16/17 Contracted orthodontic activity (UOA)	0
Carry forward orthodontic activity (UOA)	0
Baseline contract value	£348,053.90

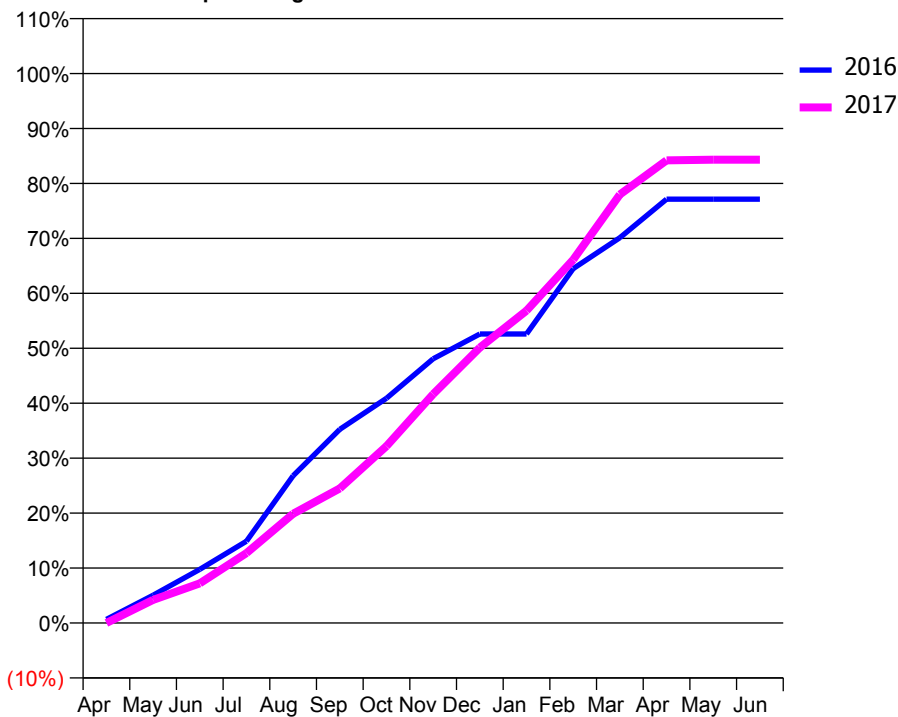
ACCESS*

Patients seen in 24 months	Total	Change since previous quarter
Quarter ending March 2016	2,501	
Quarter ending June 2016	2,396	↓
Quarter ending September 2016	2,328	↓
Quarter ending December 2016	2,383	↑
Quarter ending March 2017	2,361	→
Variance since March 2016	(5.6%)	↓



ACTIVITY

Cumulative percentage of contracted UDA delivered 2016 & 2017



Month	Adjusted Scheduled Activity (UDA)	
	2016	2017
April	86	0
May	638	532
June	1,234	912
July	1,881	1,608
August	3,384	2,511
September	4,451	3,095
October	5,167	4,066
November	6,074	5,260
December	6,642	6,329
January	6,642	7,179
February	8,143	8,349
March	8,854	9,848
April	9,741	10,634
May	9,741	10,648
June	9,742	10,649

QUALITY

	Quantity	Base Number	Contract	AT	Region	England
% of FP17s for the same patient ID Re-attending within 3 months - Children	85	697	12.2%	13.0%	13.3%	12.3%
% of FP17s for the same patient ID Re-attending within 3 months - Adults	898	3,271	27.5%	16.3%	17.3%	16.7%
% of FP17s for the same patient ID Re-attending between 3 & 9 months - Children	291	697	41.8%	54.5%	58.9%	57.6%
% of FP17s for the same patient ID Re-attending between 3 & 9 months - Adults	1,480	3,271	45.2%	50.2%	52.2%	50.1%
% of FP17s for Band 1 Urgent Courses	639	3,848	16.6%	8.8%	9.2%	9.1%
% of FP17s Relating to Free Repair or Replacements	133	3,848	3.5%	1.3%	1.0%	0.8%
% of FP17s Relating to Continuations	151	3,848	3.9%	1.7%	1.4%	1.2%
% of Patients satisfied with the dentistry they have received	9	10	90.0%	92.0%	93.1%	92.8%
% of Patients satisfied with the time they had to wait for an appointment	9	10	90.0%	88.8%	89.5%	88.7%

* This is based on patients treated on this contract for their most recent course of treatment. Figures in italics indicate the base number of FP17s or Patient Questionnaire responses are less than 100. N/A is shown where the base number of responses is less than 10 during the period. % is calculated as Quantity/Base number*100

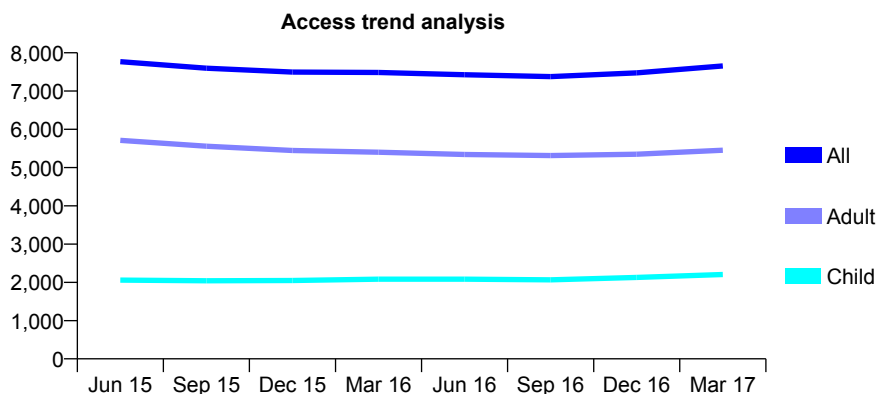
Q45 - Vital Signs At a Glance Contract Report for 832472/0001 - Year end March 2017

Name or company name	MR AR FLETCHER
Contract type name	GDS Contract
Purpose of contract	General and Orthodontic
Contract start date	01/04/2006
Contract end date	

16/17 Contracted general activity (UDA)	25,408
Carry forward general activity (UDA)	0
16/17 Contracted orthodontic activity (UOA)	407
Carry forward orthodontic activity (UOA)	0
Baseline contract value	£634,511.14

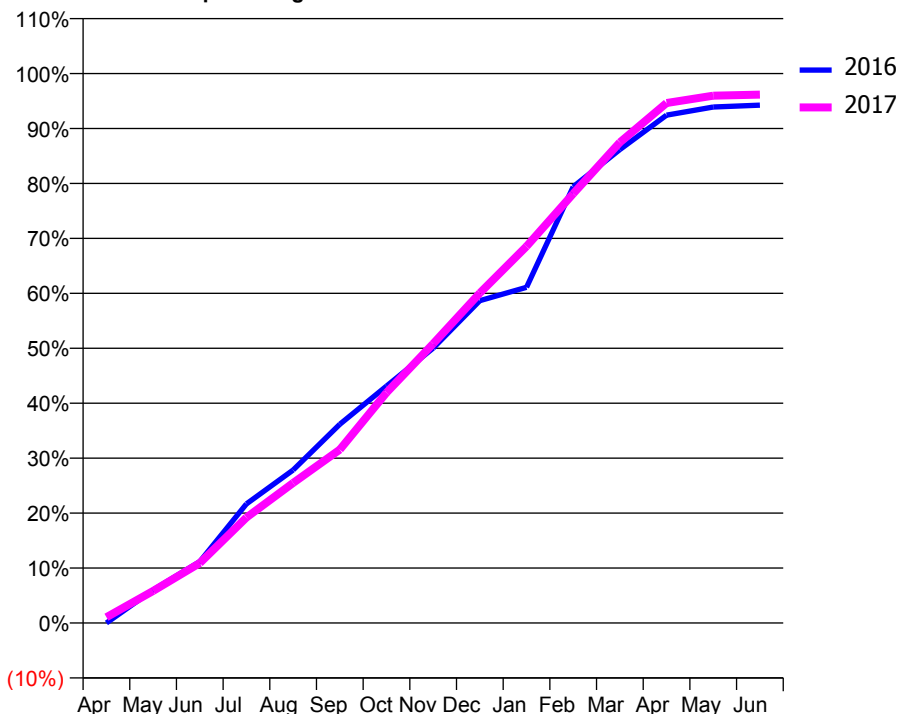
ACCESS*

Patients seen in 24 months	Total	Change since previous quarter
Quarter ending March 2016	7,486	
Quarter ending June 2016	7,425	→
Quarter ending September 2016	7,379	→
Quarter ending December 2016	7,475	→
Quarter ending March 2017	7,657	↑
Variance since March 2016	2.3%	↑



ACTIVITY

Cumulative percentage of contracted UDA delivered 2016 & 2017



Adjusted Scheduled Activity (UDA)

Month	2016	2017
April	0	270
May	1,525	1,482
June	2,841	2,773
July	5,509	4,880
August	7,078	6,480
September	9,188	8,020
October	10,953	10,651
November	12,710	12,912
December	14,906	15,257
January	15,523	17,415
February	20,172	19,853
March	21,889	22,224
April	23,485	24,041
May	23,856	24,385
June	23,942	24,435

QUALITY

	Quantity	Base Number	Contract	AT	Region	England
% of FP17s for the same patient ID Re-attending within 3 months - Children	380	3,291	11.5%	13.0%	13.3%	12.3%
% of FP17s for the same patient ID Re-attending within 3 months - Adults	1,185	7,156	16.6%	16.3%	17.3%	16.7%
% of FP17s for the same patient ID Re-attending between 3 & 9 months - Children	1,599	3,291	48.6%	54.5%	58.9%	57.6%
% of FP17s for the same patient ID Re-attending between 3 & 9 months - Adults	3,404	7,156	47.6%	50.2%	52.2%	50.1%
% of FP17s for Band 1 Urgent Courses	909	9,822	9.3%	8.8%	9.2%	9.1%
% of FP17s Relating to Free Repair or Replacements	105	9,822	1.1%	1.3%	1.0%	0.8%
% of FP17s Relating to Continuations	175	9,822	1.8%	1.7%	1.4%	1.2%
% of Patients satisfied with the dentistry they have received	18	21	85.7%	92.0%	93.1%	92.8%
% of Patients satisfied with the time they had to wait for an appointment	16	21	76.2%	88.8%	89.5%	88.7%

* This is based on patients treated on this contract for their most recent course of treatment. Figures in italics indicate the base number of FP17s or Patient Questionnaire responses are less than 100. N/A is shown where the base number of responses is less than 10 during the period. % is calculated as Quantity/Base number*100

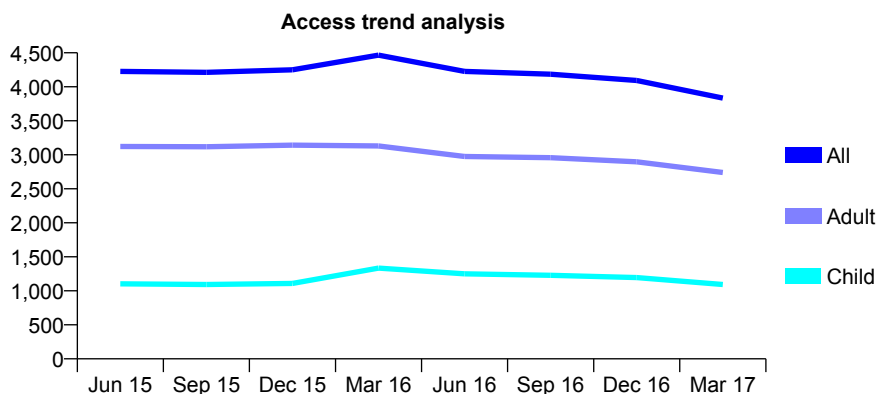
Q45 - Vital Signs At a Glance Contract Report for 833037/0004 - Year end March 2017

Name or company name	MR MA HYDER
Contract type name	GDS Contract
Purpose of contract	General
Contract start date	01/04/2006
Contract end date	

16/17 Contracted general activity (UDA)	11,922
Carry forward general activity (UDA)	0
16/17 Contracted orthodontic activity (UOA)	0
Carry forward orthodontic activity (UOA)	0
Baseline contract value	£382,863.09

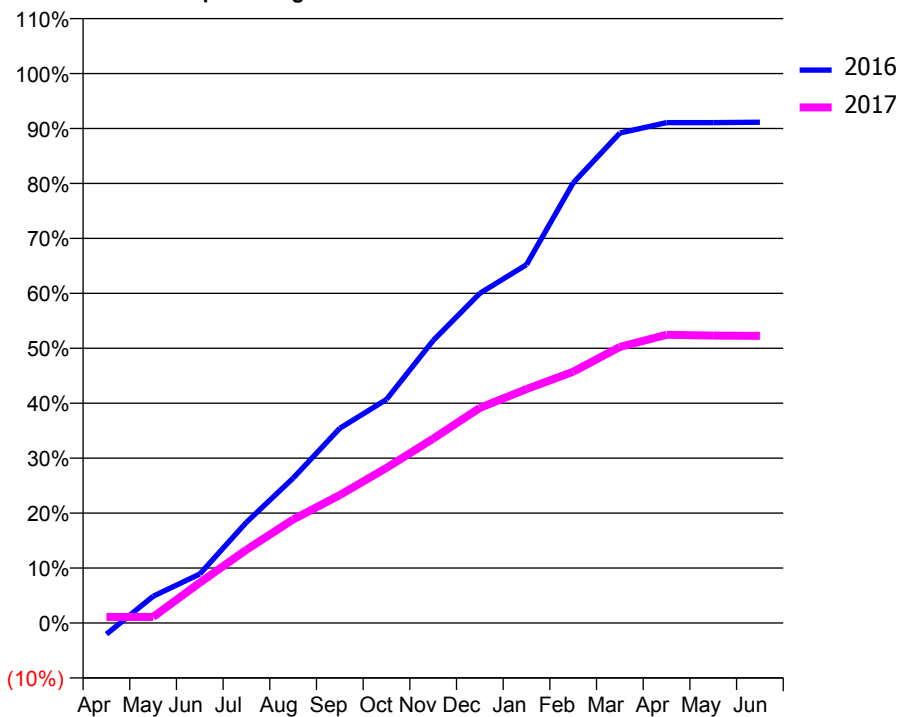
ACCESS*

Patients seen in 24 months	Total	Change since previous quarter
Quarter ending March 2016	4,465	
Quarter ending June 2016	4,226	↓
Quarter ending September 2016	4,185	→
Quarter ending December 2016	4,093	↓
Quarter ending March 2017	3,834	↓
Variance since March 2016	(14.1%)	↓



ACTIVITY

Cumulative percentage of contracted UDA delivered 2016 & 2017



Month	Adjusted Scheduled Activity (UDA)	
	2016	2017
April	-244	130
May	579	130
June	1,062	874
July	2,186	1,590
August	3,143	2,246
September	4,225	2,777
October	4,849	3,366
November	6,129	3,999
December	7,153	4,669
January	7,775	5,076
February	9,548	5,453
March	10,632	5,989
April	10,856	6,253
May	10,856	6,235
June	10,864	6,231

QUALITY

	Quantity	Base Number	Contract	AT	Region	England
% of FP17s for the same patient ID Re-attending within 3 months - Children	42	736	5.7%	13.0%	13.3%	12.3%
% of FP17s for the same patient ID Re-attending within 3 months - Adults	322	1,923	16.7%	16.3%	17.3%	16.7%
% of FP17s for the same patient ID Re-attending between 3 & 9 months - Children	169	736	23.0%	54.5%	58.9%	57.6%
% of FP17s for the same patient ID Re-attending between 3 & 9 months - Adults	421	1,923	21.9%	50.2%	52.2%	50.1%
% of FP17s for Band 1 Urgent Courses	589	2,621	22.5%	8.8%	9.2%	9.1%
% of FP17s Relating to Free Repair or Replacements	39	2,621	1.5%	1.3%	1.0%	0.8%
% of FP17s Relating to Continuations	18	2,621	0.7%	1.7%	1.4%	1.2%
% of Patients satisfied with the dentistry they have received	6	6	N/A	92.0%	93.1%	92.8%
% of Patients satisfied with the time they had to wait for an appointment	6	6	N/A	88.8%	89.5%	88.7%

* This is based on patients treated on this contract for their most recent course of treatment. Figures in italics indicate the base number of FP17s or Patient Questionnaire responses are less than 100. N/A is shown where the base number of responses is less than 10 during the period. % is calculated as Quantity/Base number*100

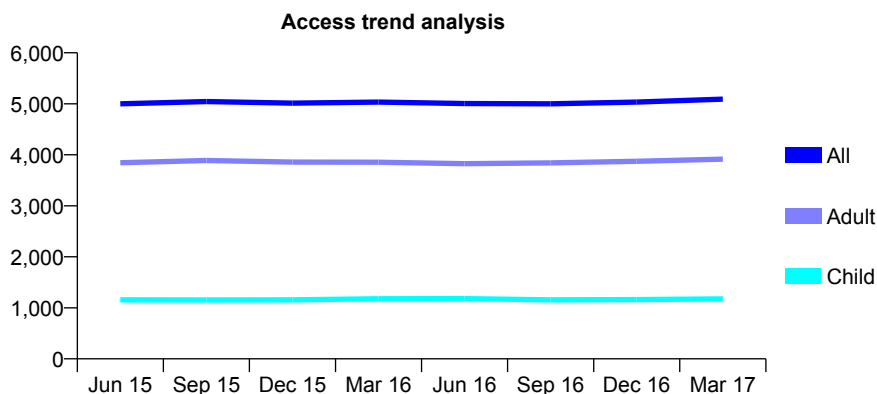
Q45 - Vital Signs At a Glance Contract Report for 833037/0007 - Year end March 2017

Name or company name	MR MA HYDER
Contract type name	GDS Contract
Purpose of contract	General
Contract start date	01/08/2006
Contract end date	

16/17 Contracted general activity (UDA)	12,000
Carry forward general activity (UDA)	475
16/17 Contracted orthodontic activity (UOA)	0
Carry forward orthodontic activity (UOA)	0
Baseline contract value	£342,692.51

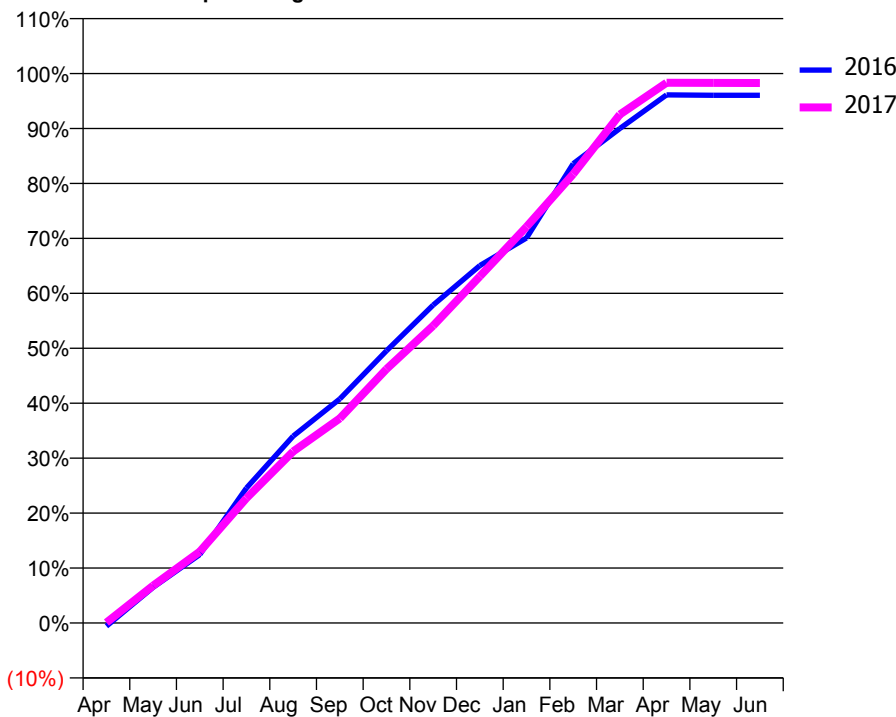
ACCESS*

Patients seen in 24 months	Total	Change since previous quarter
Quarter ending March 2016	5,033	
Quarter ending June 2016	5,005	→
Quarter ending September 2016	4,999	→
Quarter ending December 2016	5,035	→
Quarter ending March 2017	5,091	→
Variance since March 2016	1.2%	→



ACTIVITY

Cumulative percentage of contracted UDA delivered 2016 & 2017



Month	Adjusted Scheduled Activity (UDA)	
	2016	2017
April	-70	11
May	778	818
June	1,496	1,558
July	2,948	2,728
August	4,081	3,746
September	4,893	4,469
October	5,944	5,547
November	6,944	6,491
December	7,805	7,570
January	8,409	8,654
February	10,031	9,802
March	10,800	11,106
April	11,532	11,799
May	11,524	11,795
June	11,525	11,793

QUALITY

	Quantity	Base Number	Contract	AT	Region	England
% of FP17s for the same patient ID Re-attending within 3 months - Children	122	1,783	6.8%	13.0%	13.3%	12.3%
% of FP17s for the same patient ID Re-attending within 3 months - Adults	826	5,481	15.1%	16.3%	17.3%	16.7%
% of FP17s for the same patient ID Re-attending between 3 & 9 months - Children	916	1,783	51.4%	54.5%	58.9%	57.6%
% of FP17s for the same patient ID Re-attending between 3 & 9 months - Adults	2,611	5,481	47.6%	50.2%	52.2%	50.1%
% of FP17s for Band 1 Urgent Courses	1,103	7,185	15.4%	8.8%	9.2%	9.1%
% of FP17s Relating to Free Repair or Replacements	59	7,185	0.8%	1.3%	1.0%	0.8%
% of FP17s Relating to Continuations	35	7,185	0.5%	1.7%	1.4%	1.2%
% of Patients satisfied with the dentistry they have received	21	21	100.0%	92.0%	93.1%	92.8%
% of Patients satisfied with the time they had to wait for an appointment	17	21	81.0%	88.8%	89.5%	88.7%

* This is based on patients treated on this contract for their most recent course of treatment. Figures in italics indicate the base number of FP17s or Patient Questionnaire responses are less than 100. N/A is shown where the base number of responses is less than 10 during the period. % is calculated as Quantity/Base number*100

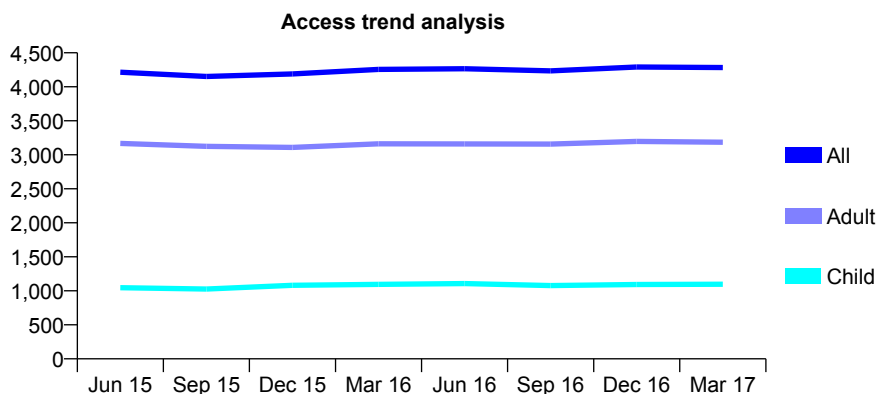
Q45 - Vital Signs At a Glance Contract Report for 833037/0008 - Year end March 2017

Name or company name	MR MA HYDER
Contract type name	GDS Contract
Purpose of contract	General
Contract start date	01/09/2008
Contract end date	

16/17 Contracted general activity (UDA)	10,861
Carry forward general activity (UDA)	316
16/17 Contracted orthodontic activity (UOA)	0
Carry forward orthodontic activity (UOA)	0
Baseline contract value	£229,739.67

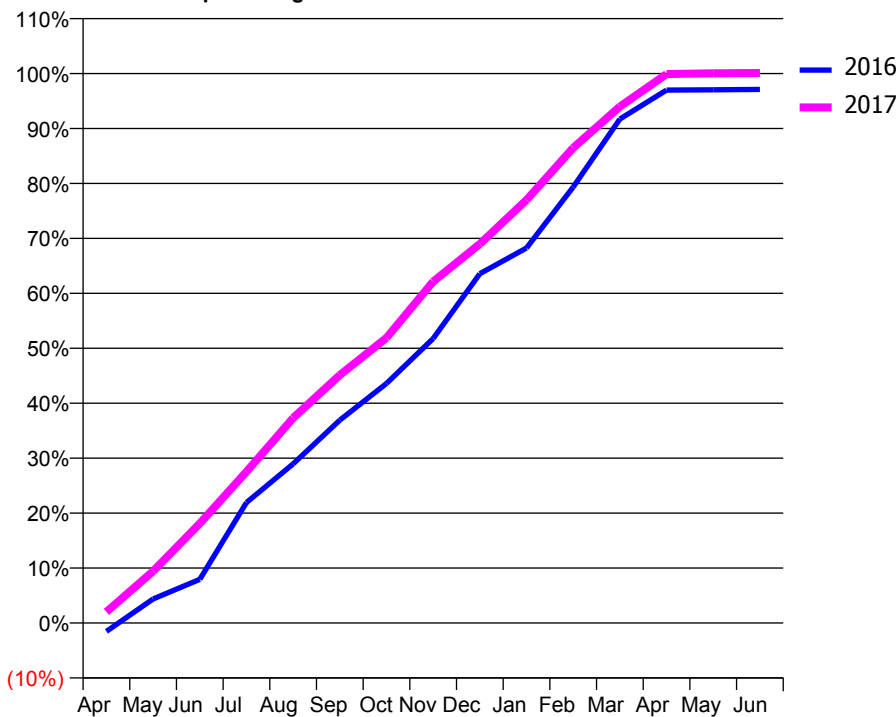
ACCESS*

Patients seen in 24 months	Total	Change since previous quarter
Quarter ending March 2016	4,256	
Quarter ending June 2016	4,266	→
Quarter ending September 2016	4,235	→
Quarter ending December 2016	4,291	→
Quarter ending March 2017	4,284	→
Variance since March 2016	0.7%	→



ACTIVITY

Cumulative percentage of contracted UDA delivered 2016 & 2017



Month	Adjusted Scheduled Activity (UDA)	
	2016	2017
April	-168	221
May	475	1,023
June	863	1,967
July	2,383	2,991
August	3,144	4,053
September	4,010	4,902
October	4,736	5,637
November	5,622	6,748
December	6,904	7,493
January	7,413	8,362
February	8,617	9,392
March	9,962	10,207
April	10,534	10,849
May	10,539	10,866
June	10,545	10,872

QUALITY

	Quantity	Base Number	Contract	AT	Region	England
% of FP17s for the same patient ID Re-attending within 3 months - Children	141	1,564	9.0%	13.0%	13.3%	12.3%
% of FP17s for the same patient ID Re-attending within 3 months - Adults	761	4,354	17.5%	16.3%	17.3%	16.7%
% of FP17s for the same patient ID Re-attending between 3 & 9 months - Children	795	1,564	50.8%	54.5%	58.9%	57.6%
% of FP17s for the same patient ID Re-attending between 3 & 9 months - Adults	2,027	4,354	46.6%	50.2%	52.2%	50.1%
% of FP17s for Band 1 Urgent Courses	918	5,944	15.4%	8.8%	9.2%	9.1%
% of FP17s Relating to Free Repair or Replacements	185	5,944	3.1%	1.3%	1.0%	0.8%
% of FP17s Relating to Continuations	59	5,944	1.0%	1.7%	1.4%	1.2%
% of Patients satisfied with the dentistry they have received	15	15	100.0%	92.0%	93.1%	92.8%
% of Patients satisfied with the time they had to wait for an appointment	11	15	73.3%	88.8%	89.5%	88.7%

* This is based on patients treated on this contract for their most recent course of treatment. Figures in italics indicate the base number of FP17s or Patient Questionnaire responses are less than 100. N/A is shown where the base number of responses is less than 10 during the period. % is calculated as Quantity/Base number*100

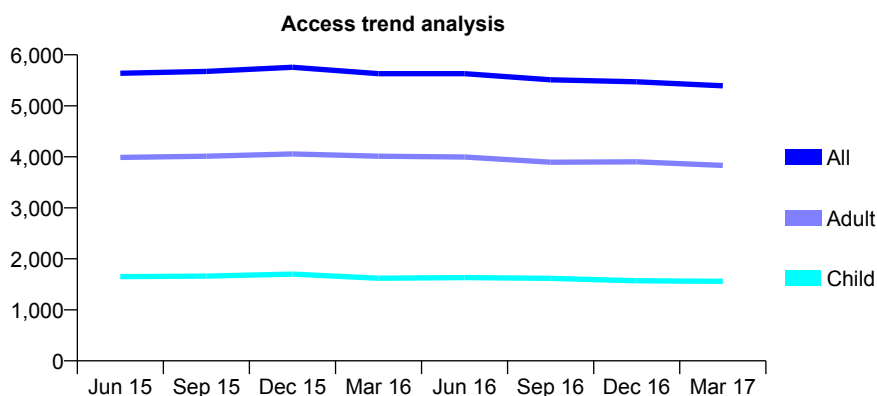
Q45 - Vital Signs At a Glance Contract Report for 833037/0009 - Year end March 2017

Name or company name	MR MA HYDER
Contract type name	GDS Contract
Purpose of contract	General
Contract start date	01/06/2009
Contract end date	

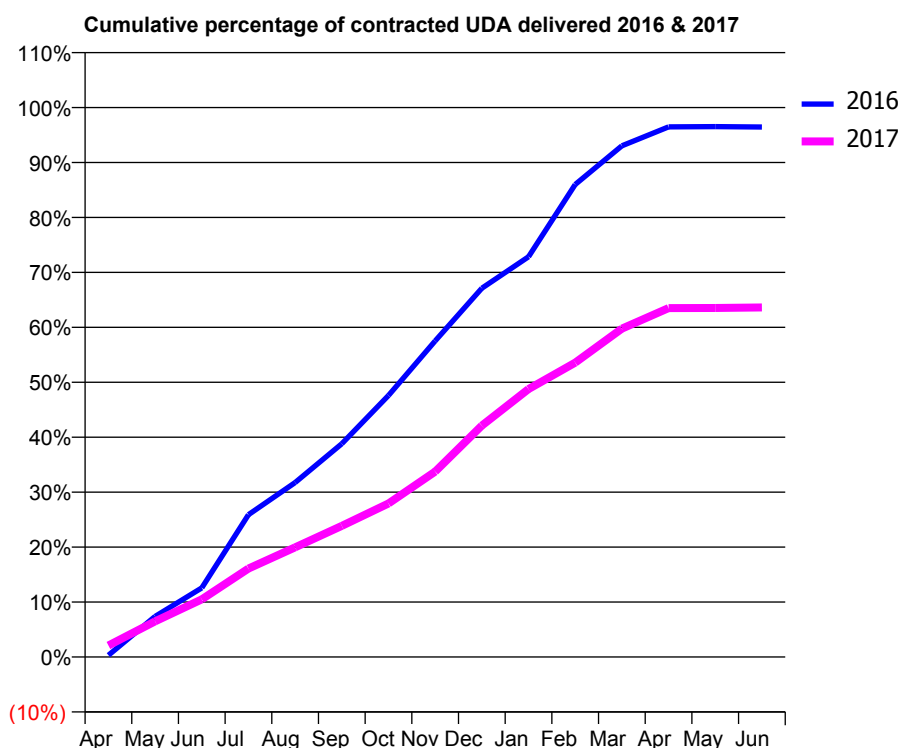
16/17 Contracted general activity (UDA)	15,400
Carry forward general activity (UDA)	0
16/17 Contracted orthodontic activity (UOA)	0
Carry forward orthodontic activity (UOA)	0
Baseline contract value	£330,327.04

ACCESS*

Patients seen in 24 months	Total	Change since previous quarter
Quarter ending March 2016	5,631	
Quarter ending June 2016	5,630	→
Quarter ending September 2016	5,511	↓
Quarter ending December 2016	5,471	→
Quarter ending March 2017	5,391	↓
Variance since March 2016	(4.3%)	↓



ACTIVITY



Month	Adjusted Scheduled Activity (UDA)	
	2016	2017
April	52	324
May	1,137	998
June	1,936	1,617
July	3,991	2,480
August	4,892	3,074
September	5,977	3,674
October	7,332	4,303
November	8,860	5,198
December	10,334	6,486
January	11,216	7,510
February	13,242	8,251
March	14,327	9,203
April	14,857	9,777
May	14,866	9,781
June	14,852	9,796

QUALITY

	Quantity	Base Number	Contract	AT	Region	England
% of FP17s for the same patient ID Re-attending within 3 months - Children	110	1,380	8.0%	13.0%	13.3%	12.3%
% of FP17s for the same patient ID Re-attending within 3 months - Adults	516	3,128	16.5%	16.3%	17.3%	16.7%
% of FP17s for the same patient ID Re-attending between 3 & 9 months - Children	361	1,380	26.2%	54.5%	58.9%	57.6%
% of FP17s for the same patient ID Re-attending between 3 & 9 months - Adults	699	3,128	22.3%	50.2%	52.2%	50.1%
% of FP17s for Band 1 Urgent Courses	589	4,543	13.0%	8.8%	9.2%	9.1%
% of FP17s Relating to Free Repair or Replacements	21	4,543	0.5%	1.3%	1.0%	0.8%
% of FP17s Relating to Continuations	0	4,543	0.0%	1.7%	1.4%	1.2%
% of Patients satisfied with the dentistry they have received	9	11	81.8%	92.0%	93.1%	92.8%
% of Patients satisfied with the time they had to wait for an appointment	10	11	90.9%	88.8%	89.5%	88.7%

* This is based on patients treated on this contract for their most recent course of treatment. Figures in italics indicate the base number of FP17s or Patient Questionnaire responses are less than 100. N/A is shown where the base number of responses is less than 10 during the period. % is calculated as Quantity/Base number*100

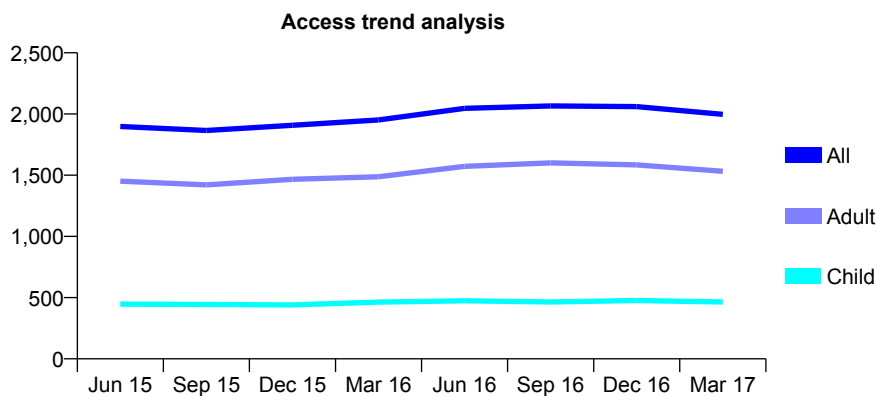
Q45 - Vital Signs At a Glance Contract Report for 833037/0010 - Year end March 2017

Name or company name	MR MA HYDER
Contract type name	GDS Contract
Purpose of contract	General
Contract start date	01/08/2010
Contract end date	

16/17 Contracted general activity (UDA)	5,025
Carry forward general activity (UDA)	15
16/17 Contracted orthodontic activity (UOA)	0
Carry forward orthodontic activity (UOA)	0
Baseline contract value	£173,724.51

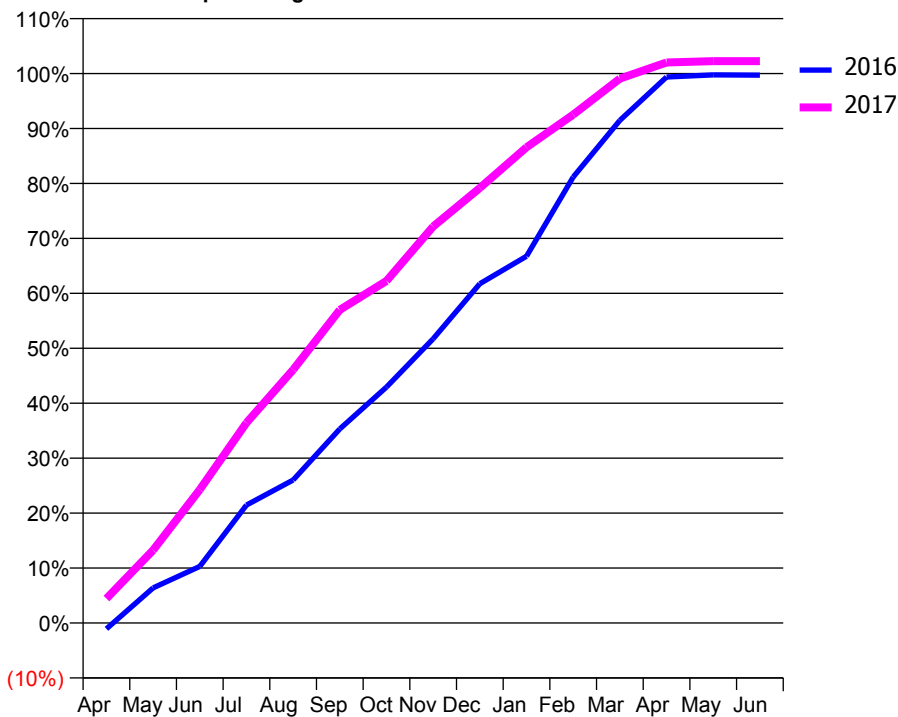
ACCESS*

Patients seen in 24 months	Total	Change since previous quarter
Quarter ending March 2016	1,951	
Quarter ending June 2016	2,046	↑
Quarter ending September 2016	2,066	→
Quarter ending December 2016	2,061	→
Quarter ending March 2017	1,997	↓
Variance since March 2016	2.4%	↑



ACTIVITY

Cumulative percentage of contracted UDA delivered 2016 & 2017



Month	Adjusted Scheduled Activity (UDA)	
	2016	2017
April	-54	224
May	321	667
June	517	1,220
July	1,079	1,830
August	1,308	2,316
September	1,775	2,863
October	2,157	3,128
November	2,599	3,626
December	3,103	3,979
January	3,354	4,350
February	4,078	4,649
March	4,596	4,978
April	4,993	5,126
May	5,012	5,138
June	5,010	5,137

QUALITY

	Quantity	Base Number	Contract	AT	Region	England
% of FP17s for the same patient ID Re-attending within 3 months - Children	65	592	11.0%	13.0%	13.3%	12.3%
% of FP17s for the same patient ID Re-attending within 3 months - Adults	317	1,968	16.1%	16.3%	17.3%	16.7%
% of FP17s for the same patient ID Re-attending between 3 & 9 months - Children	274	592	46.3%	54.5%	58.9%	57.6%
% of FP17s for the same patient ID Re-attending between 3 & 9 months - Adults	879	1,968	44.7%	50.2%	52.2%	50.1%
% of FP17s for Band 1 Urgent Courses	312	2,410	12.9%	8.8%	9.2%	9.1%
% of FP17s Relating to Free Repair or Replacements	30	2,410	1.2%	1.3%	1.0%	0.8%
% of FP17s Relating to Continuations	15	2,410	0.6%	1.7%	1.4%	1.2%
% of Patients satisfied with the dentistry they have received	6	8	N/A	92.0%	93.1%	92.8%
% of Patients satisfied with the time they had to wait for an appointment	5	8	N/A	88.8%	89.5%	88.7%

* This is based on patients treated on this contract for their most recent course of treatment. Figures in italics indicate the base number of FP17s or Patient Questionnaire responses are less than 100. N/A is shown where the base number of responses is less than 10 during the period. % is calculated as Quantity/Base number*100

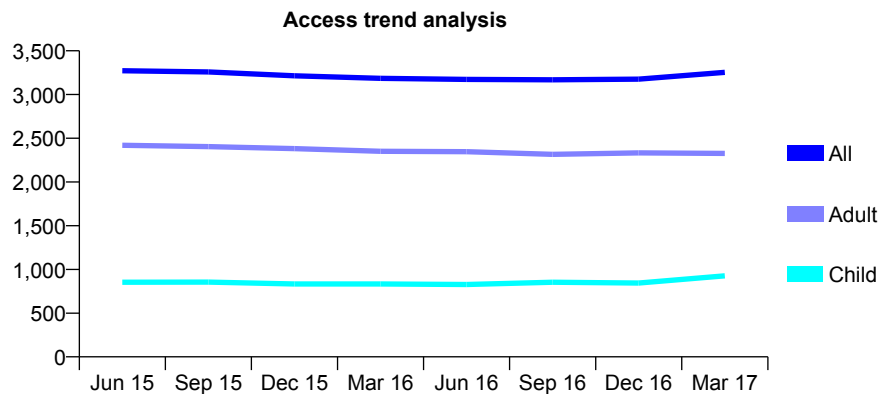
Q45 - Vital Signs At a Glance Contract Report for 833037/0011 - Year end March 2017

Name or company name	MR MA HYDER
Contract type name	GDS Contract
Purpose of contract	General
Contract start date	01/08/2010
Contract end date	

16/17 Contracted general activity (UDA)	8,710
Carry forward general activity (UDA)	0
16/17 Contracted orthodontic activity (UOA)	0
Carry forward orthodontic activity (UOA)	0
Baseline contract value	£363,809.94

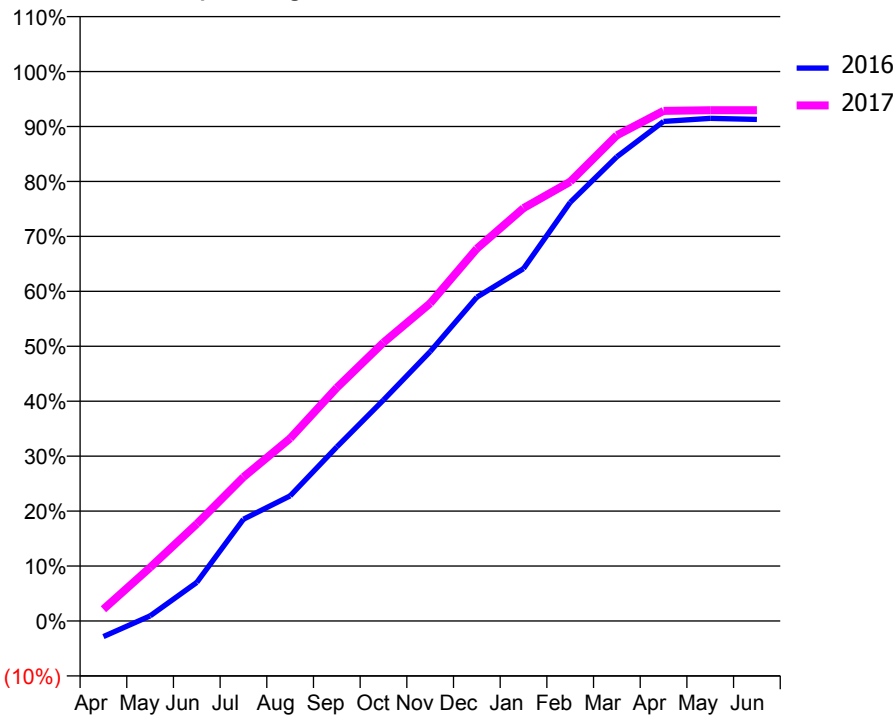
ACCESS*

Patients seen in 24 months	Total	Change since previous quarter
Quarter ending March 2016	3,185	
Quarter ending June 2016	3,173	→
Quarter ending September 2016	3,169	→
Quarter ending December 2016	3,176	→
Quarter ending March 2017	3,253	↑
Variance since March 2016	2.1%	↑



ACTIVITY

Cumulative percentage of contracted UDA delivered 2016 & 2017



Month	Adjusted Scheduled Activity (UDA)	
	2016	2017
April	-249	187
May	81	849
June	612	1,540
July	1,613	2,282
August	1,983	2,895
September	2,759	3,698
October	3,502	4,414
November	4,271	5,035
December	5,133	5,903
January	5,585	6,545
February	6,635	6,962
March	7,359	7,698
April	7,919	8,086
May	7,967	8,095
June	7,951	8,095

QUALITY

	Quantity	Base Number	Contract	AT	Region	England
% of FP17s for the same patient ID Re-attending within 3 months - Children	184	1,333	13.8%	13.0%	13.3%	12.3%
% of FP17s for the same patient ID Re-attending within 3 months - Adults	736	3,190	23.1%	16.3%	17.3%	16.7%
% of FP17s for the same patient ID Re-attending between 3 & 9 months - Children	598	1,333	44.9%	54.5%	58.9%	57.6%
% of FP17s for the same patient ID Re-attending between 3 & 9 months - Adults	1,286	3,190	40.3%	50.2%	52.2%	50.1%
% of FP17s for Band 1 Urgent Courses	710	3,886	18.3%	8.8%	9.2%	9.1%
% of FP17s Relating to Free Repair or Replacements	98	3,886	2.5%	1.3%	1.0%	0.8%
% of FP17s Relating to Continuations	56	3,886	1.4%	1.7%	1.4%	1.2%
% of Patients satisfied with the dentistry they have received	13	14	92.9%	92.0%	93.1%	92.8%
% of Patients satisfied with the time they had to wait for an appointment	11	14	78.6%	88.8%	89.5%	88.7%

* This is based on patients treated on this contract for their most recent course of treatment. Figures in italics indicate the base number of FP17s or Patient Questionnaire responses are less than 100. N/A is shown where the base number of responses is less than 10 during the period. % is calculated as Quantity/Base number*100

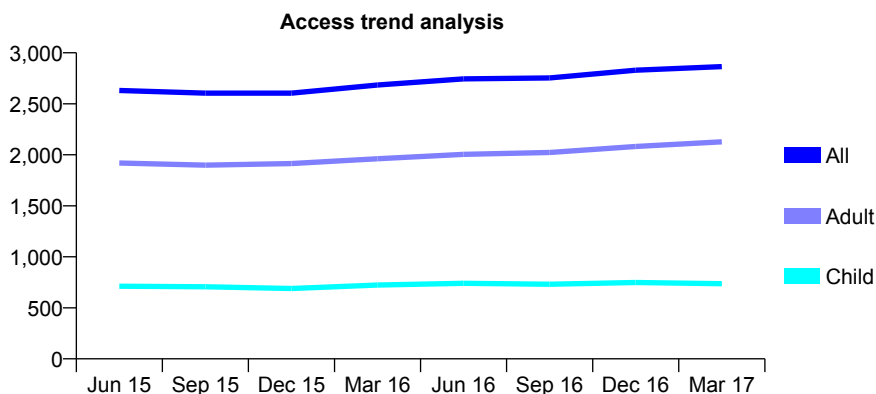
Q45 - Vital Signs At a Glance Contract Report for 833037/0012 - Year end March 2017

Name or company name	MR MA HYDER
Contract type name	GDS Contract
Purpose of contract	General
Contract start date	01/08/2010
Contract end date	

16/17 Contracted general activity (UDA)	7,758
Carry forward general activity (UDA)	0
16/17 Contracted orthodontic activity (UOA)	0
Carry forward orthodontic activity (UOA)	0
Baseline contract value	£274,277.93

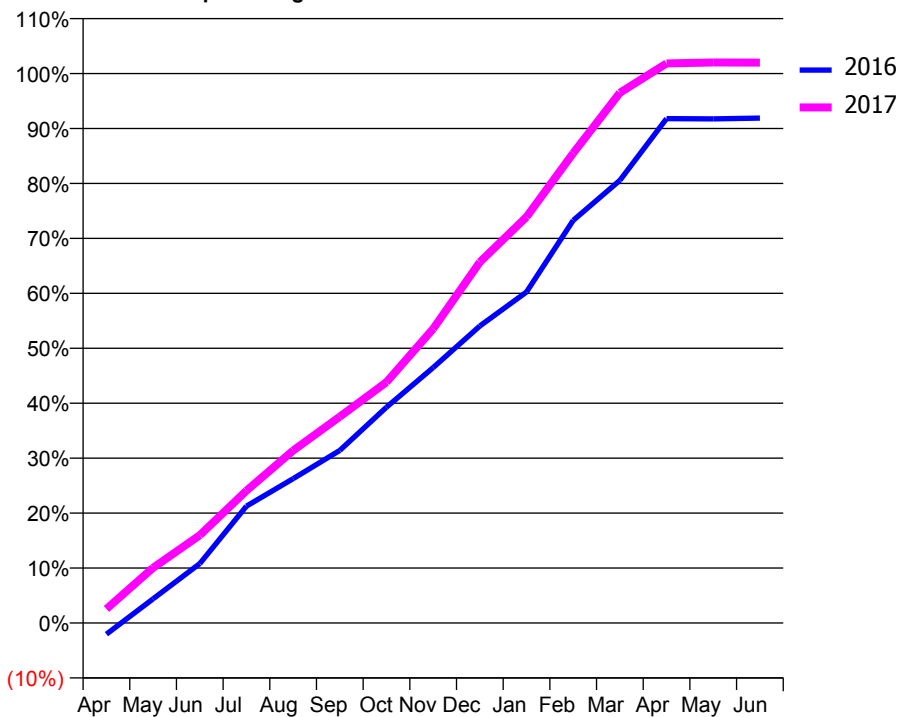
ACCESS*

Patients seen in 24 months	Total	Change since previous quarter
Quarter ending March 2016	2,684	
Quarter ending June 2016	2,744	↑
Quarter ending September 2016	2,754	→
Quarter ending December 2016	2,830	↑
Quarter ending March 2017	2,865	→
Variance since March 2016	6.7%	↑



ACTIVITY

Cumulative percentage of contracted UDA delivered 2016 & 2017



Adjusted Scheduled Activity (UDA)

Month	2016	2017
April	-159	199
May	342	781
June	839	1,239
July	1,650	1,868
August	2,037	2,436
September	2,437	2,913
October	3,048	3,401
November	3,606	4,154
December	4,194	5,096
January	4,673	5,734
February	5,684	6,634
March	6,249	7,485
April	7,120	7,900
May	7,116	7,913
June	7,129	7,911

QUALITY

	Quantity	Base Number	Contract	AT	Region	England
% of FP17s for the same patient ID Re-attending within 3 months - Children	94	1,009	9.3%	13.0%	13.3%	12.3%
% of FP17s for the same patient ID Re-attending within 3 months - Adults	445	2,594	17.2%	16.3%	17.3%	16.7%
% of FP17s for the same patient ID Re-attending between 3 & 9 months - Children	428	1,009	42.4%	54.5%	58.9%	57.6%
% of FP17s for the same patient ID Re-attending between 3 & 9 months - Adults	808	2,594	31.1%	50.2%	52.2%	50.1%
% of FP17s for Band 1 Urgent Courses	576	3,485	16.5%	8.8%	9.2%	9.1%
% of FP17s Relating to Free Repair or Replacements	31	3,485	0.9%	1.3%	1.0%	0.8%
% of FP17s Relating to Continuations	25	3,485	0.7%	1.7%	1.4%	1.2%
% of Patients satisfied with the dentistry they have received	11	11	100.0%	92.0%	93.1%	92.8%
% of Patients satisfied with the time they had to wait for an appointment	11	11	100.0%	88.8%	89.5%	88.7%

* This is based on patients treated on this contract for their most recent course of treatment. Figures in italics indicate the base number of FP17s or Patient Questionnaire responses are less than 100. N/A is shown where the base number of responses is less than 10 during the period. % is calculated as Quantity/Base number*100

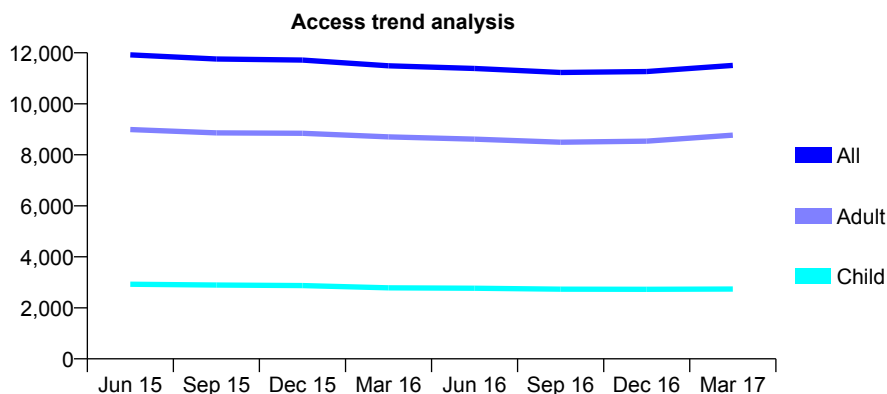
Q45 - Vital Signs At a Glance Contract Report for 833037/0013 - Year end March 2017

Name or company name	MR MA HYDER
Contract type name	GDS Contract
Purpose of contract	General
Contract start date	01/08/2010
Contract end date	

16/17 Contracted general activity (UDA)	33,814
Carry forward general activity (UDA)	0
16/17 Contracted orthodontic activity (UOA)	0
Carry forward orthodontic activity (UOA)	0
Baseline contract value	£1,133,341.47

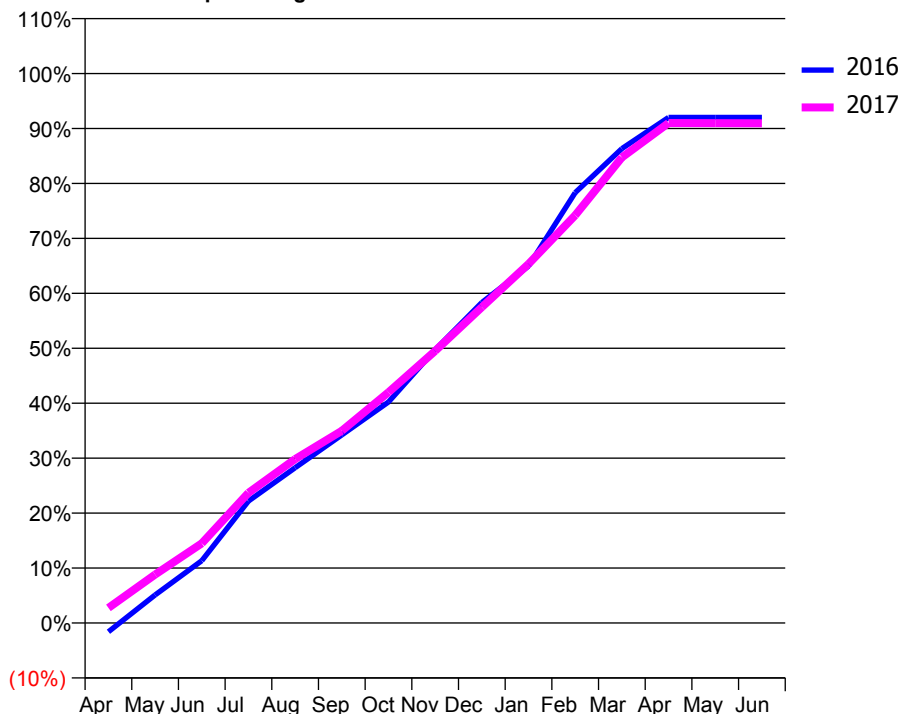
ACCESS*

Patients seen in 24 months	Total	Change since previous quarter
Quarter ending March 2016	11,488	
Quarter ending June 2016	11,384	→
Quarter ending September 2016	11,228	↓
Quarter ending December 2016	11,267	→
Quarter ending March 2017	11,508	↑
Variance since March 2016	0.2%	→



ACTIVITY

Cumulative percentage of contracted UDA delivered 2016 & 2017



Adjusted Scheduled Activity (UDA)

Month	2016	2017
April	-549	933
May	1,727	2,982
June	3,834	4,901
July	7,505	8,010
August	9,553	10,089
September	11,571	11,827
October	13,598	14,201
November	16,818	16,747
December	19,720	19,434
January	21,966	22,092
February	26,480	25,092
March	29,189	28,649
April	31,108	30,767
May	31,113	30,759
June	31,113	30,751

QUALITY

	Quantity	Base Number	Contract	AT	Region	England
% of FP17s for the same patient ID Re-attending within 3 months - Children	393	3,814	10.3%	13.0%	13.3%	12.3%
% of FP17s for the same patient ID Re-attending within 3 months - Adults	2,275	11,211	20.3%	16.3%	17.3%	16.7%
% of FP17s for the same patient ID Re-attending between 3 & 9 months - Children	1,650	3,814	43.3%	54.5%	58.9%	57.6%
% of FP17s for the same patient ID Re-attending between 3 & 9 months - Adults	3,825	11,211	34.1%	50.2%	52.2%	50.1%
% of FP17s for Band 1 Urgent Courses	2,514	13,852	18.1%	8.8%	9.2%	9.1%
% of FP17s Relating to Free Repair or Replacements	170	13,852	1.2%	1.3%	1.0%	0.8%
% of FP17s Relating to Continuations	118	13,852	0.9%	1.7%	1.4%	1.2%
% of Patients satisfied with the dentistry they have received	29	31	93.5%	92.0%	93.1%	92.8%
% of Patients satisfied with the time they had to wait for an appointment	25	31	80.6%	88.8%	89.5%	88.7%

* This is based on patients treated on this contract for their most recent course of treatment. Figures in italics indicate the base number of FP17s or Patient Questionnaire responses are less than 100. N/A is shown where the base number of responses is less than 10 during the period. % is calculated as Quantity/Base number*100

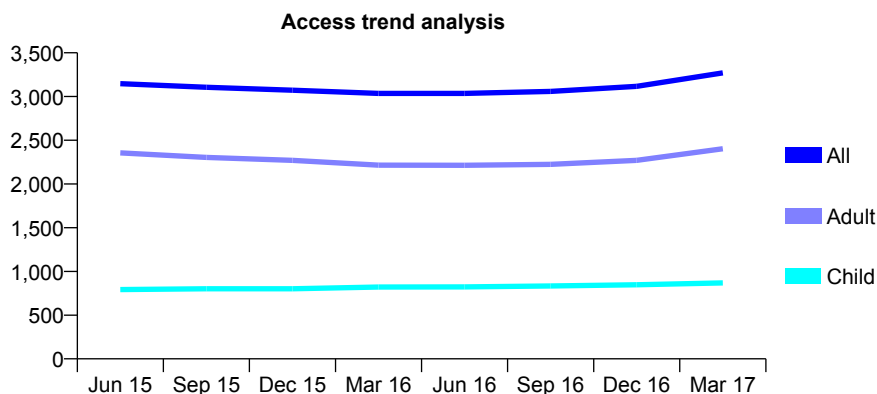
Q45 - Vital Signs At a Glance Contract Report for 833037/0014 - Year end March 2017

Name or company name	MR MA HYDER
Contract type name	PDS Plus Contract
Purpose of contract	General
Contract start date	01/09/2010
Contract end date	31/03/2020

16/17 Contracted general activity (UDA)	7,089
Carry forward general activity (UDA)	0
16/17 Contracted orthodontic activity (UOA)	0
Carry forward orthodontic activity (UOA)	0
Baseline contract value	£117,358.70

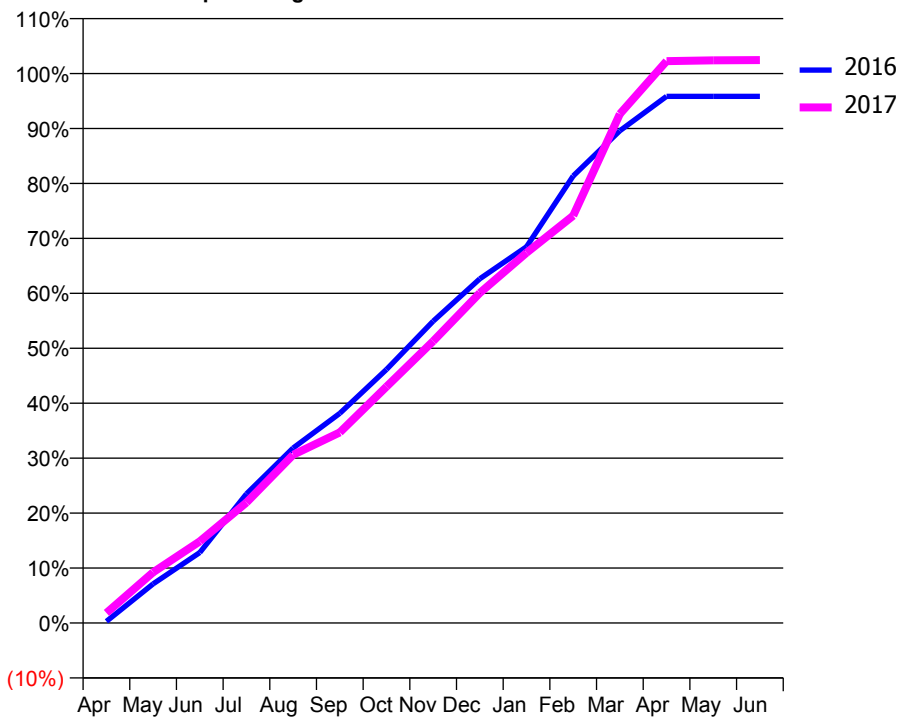
ACCESS*

Patients seen in 24 months	Total	Change since previous quarter
Quarter ending March 2016	3,036	
Quarter ending June 2016	3,036	→
Quarter ending September 2016	3,059	→
Quarter ending December 2016	3,117	→
Quarter ending March 2017	3,271	↑
Variance since March 2016	7.7%	↑



ACTIVITY

Cumulative percentage of contracted UDA delivered 2016 & 2017



Adjusted Scheduled Activity (UDA)

Month	2016	2017
April	21	129
May	505	655
June	909	1,054
July	1,666	1,555
August	2,259	2,170
September	2,706	2,459
October	3,272	3,050
November	3,894	3,635
December	4,441	4,259
January	4,854	4,776
February	5,768	5,255
March	6,350	6,566
April	6,794	7,249
May	6,793	7,258
June	6,794	7,262

QUALITY

	Quantity	Base Number	Contract	AT	Region	England
% of FP17s for the same patient ID Re-attending within 3 months - Children	56	1,072	5.2%	13.0%	13.3%	12.3%
% of FP17s for the same patient ID Re-attending within 3 months - Adults	424	2,878	14.7%	16.3%	17.3%	16.7%
% of FP17s for the same patient ID Re-attending between 3 & 9 months - Children	445	1,072	41.5%	54.5%	58.9%	57.6%
% of FP17s for the same patient ID Re-attending between 3 & 9 months - Adults	993	2,878	34.5%	50.2%	52.2%	50.1%
% of FP17s for Band 1 Urgent Courses	666	4,010	16.6%	8.8%	9.2%	9.1%
% of FP17s Relating to Free Repair or Replacements	56	4,010	1.4%	1.3%	1.0%	0.8%
% of FP17s Relating to Continuations	31	4,010	0.8%	1.7%	1.4%	1.2%
% of Patients satisfied with the dentistry they have received	6	6	N/A	92.0%	93.1%	92.8%
% of Patients satisfied with the time they had to wait for an appointment	6	6	N/A	88.8%	89.5%	88.7%

* This is based on patients treated on this contract for their most recent course of treatment. Figures in italics indicate the base number of FP17s or Patient Questionnaire responses are less than 100. N/A is shown where the base number of responses is less than 10 during the period. % is calculated as Quantity/Base number*100

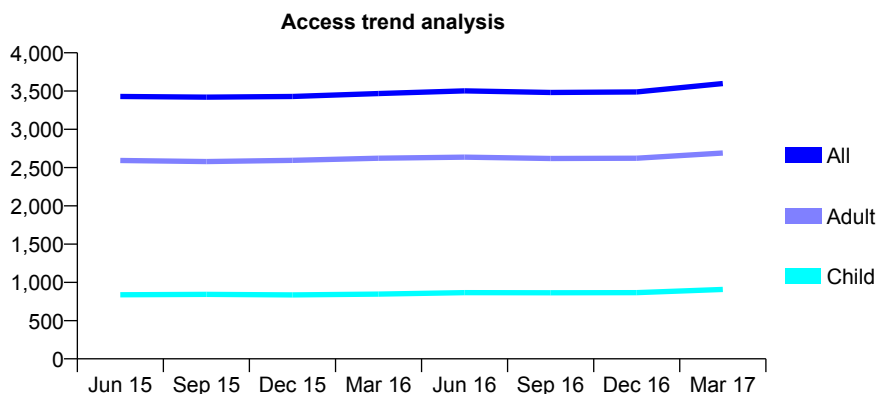
Q45 - Vital Signs At a Glance Contract Report for 833037/0015 - Year end March 2017

Name or company name	MR MA HYDER
Contract type name	PDS Plus Contract
Purpose of contract	General
Contract start date	01/09/2010
Contract end date	31/03/2020

16/17 Contracted general activity (UDA)	9,027
Carry forward general activity (UDA)	0
16/17 Contracted orthodontic activity (UOA)	0
Carry forward orthodontic activity (UOA)	0
Baseline contract value	£149,414.83

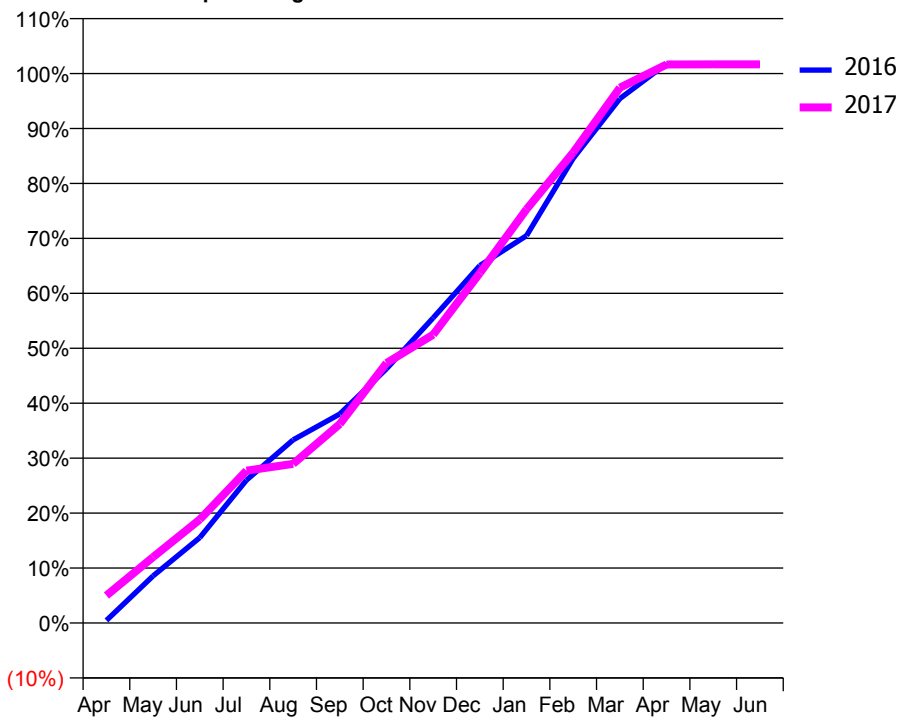
ACCESS*

Patients seen in 24 months	Total	Change since previous quarter
Quarter ending March 2016	3,468	
Quarter ending June 2016	3,502	→
Quarter ending September 2016	3,482	→
Quarter ending December 2016	3,489	→
Quarter ending March 2017	3,599	↑
Variance since March 2016	3.8%	↑



ACTIVITY

Cumulative percentage of contracted UDA delivered 2016 & 2017



Month	Adjusted Scheduled Activity (UDA)	
	2016	2017
April	43	452
May	775	1,082
June	1,403	1,701
July	2,347	2,504
August	3,009	2,615
September	3,434	3,270
October	4,176	4,270
November	5,013	4,738
December	5,871	5,748
January	6,362	6,795
February	7,632	7,730
March	8,615	8,794
April	9,188	9,176
May	9,175	9,177
June	9,177	9,177

QUALITY

	Quantity	Base Number	Contract	AT	Region	England
% of FP17s for the same patient ID Re-attending within 3 months - Children	58	1,124	5.2%	13.0%	13.3%	12.3%
% of FP17s for the same patient ID Re-attending within 3 months - Adults	434	3,419	12.7%	16.3%	17.3%	16.7%
% of FP17s for the same patient ID Re-attending between 3 & 9 months - Children	481	1,124	42.8%	54.5%	58.9%	57.6%
% of FP17s for the same patient ID Re-attending between 3 & 9 months - Adults	1,557	3,419	45.5%	50.2%	52.2%	50.1%
% of FP17s for Band 1 Urgent Courses	498	4,552	10.9%	8.8%	9.2%	9.1%
% of FP17s Relating to Free Repair or Replacements	32	4,552	0.7%	1.3%	1.0%	0.8%
% of FP17s Relating to Continuations	13	4,552	0.3%	1.7%	1.4%	1.2%
% of Patients satisfied with the dentistry they have received	10	10	100.0%	92.0%	93.1%	92.8%
% of Patients satisfied with the time they had to wait for an appointment	9	10	90.0%	88.8%	89.5%	88.7%

* This is based on patients treated on this contract for their most recent course of treatment. Figures in italics indicate the base number of FP17s or Patient Questionnaire responses are less than 100. N/A is shown where the base number of responses is less than 10 during the period. % is calculated as Quantity/Base number*100

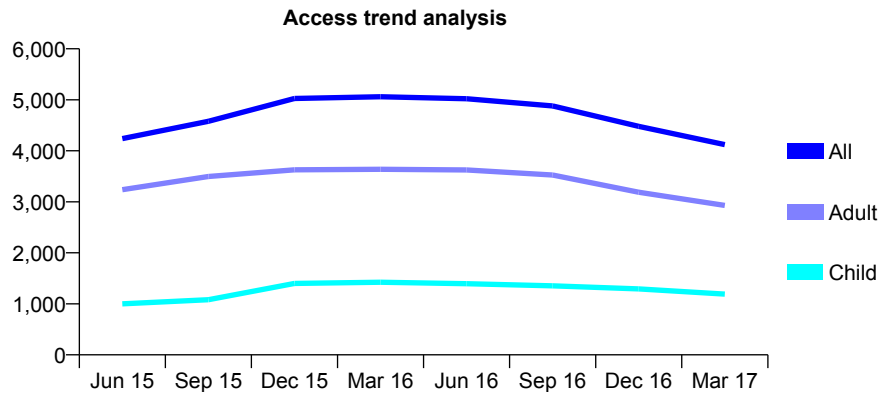
Q45 - Vital Signs At a Glance Contract Report for 833037/0016 - Year end March 2017

Name or company name	MR MA HYDER
Contract type name	GDS Contract
Purpose of contract	General
Contract start date	12/10/2013
Contract end date	

16/17 Contracted general activity (UDA)	9,000
Carry forward general activity (UDA)	0
16/17 Contracted orthodontic activity (UOA)	0
Carry forward orthodontic activity (UOA)	0
Baseline contract value	£212,714.64

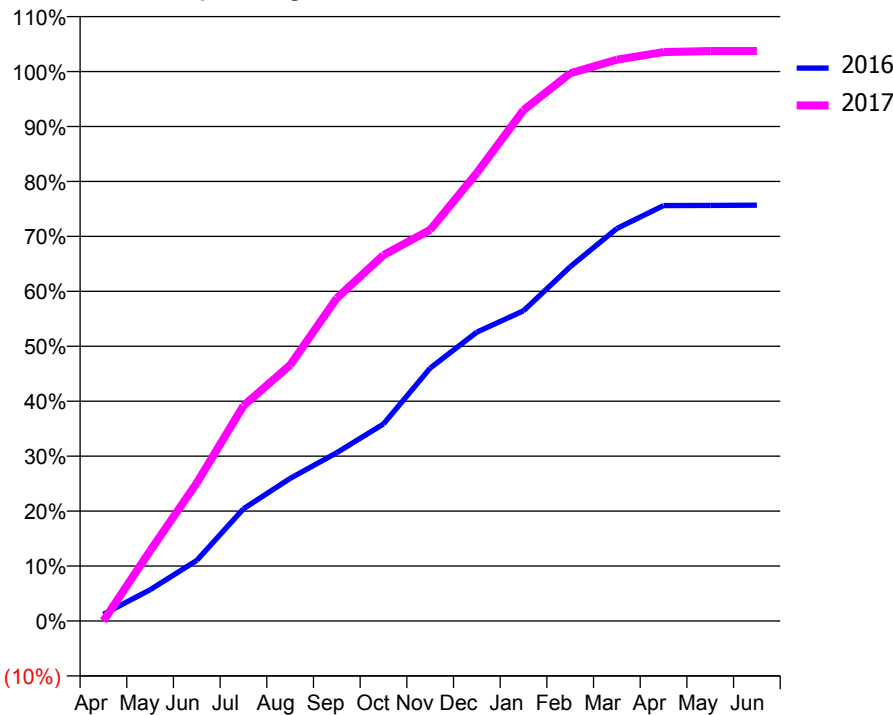
ACCESS*

Patients seen in 24 months	Total	Change since previous quarter
Quarter ending March 2016	5,061	
Quarter ending June 2016	5,020	→
Quarter ending September 2016	4,880	↓
Quarter ending December 2016	4,481	↓
Quarter ending March 2017	4,122	↓
Variance since March 2016	(18.6%)	↓



ACTIVITY

Cumulative percentage of contracted UDA delivered 2016 & 2017



Month	Adjusted Scheduled Activity (UDA)	
	2016	2017
April	230	3
May	1,079	1,149
June	2,086	2,262
July	3,866	3,526
August	4,909	4,192
September	5,798	5,288
October	6,783	5,994
November	8,708	6,407
December	9,947	7,339
January	10,682	8,369
February	12,199	8,971
March	13,515	9,193
April	14,308	9,317
May	14,310	9,336
June	14,321	9,337

QUALITY

	Quantity	Base Number	Contract	AT	Region	England
% of FP17s for the same patient ID Re-attending within 3 months - Children	84	1,022	8.2%	13.0%	13.3%	12.3%
% of FP17s for the same patient ID Re-attending within 3 months - Adults	472	2,709	17.4%	16.3%	17.3%	16.7%
% of FP17s for the same patient ID Re-attending between 3 & 9 months - Children	567	1,022	55.5%	54.5%	58.9%	57.6%
% of FP17s for the same patient ID Re-attending between 3 & 9 months - Adults	1,039	2,709	38.4%	50.2%	52.2%	50.1%
% of FP17s for Band 1 Urgent Courses	503	3,527	14.3%	8.8%	9.2%	9.1%
% of FP17s Relating to Free Repair or Replacements	48	3,527	1.4%	1.3%	1.0%	0.8%
% of FP17s Relating to Continuations	23	3,527	0.7%	1.7%	1.4%	1.2%
% of Patients satisfied with the dentistry they have received	11	11	100.0%	92.0%	93.1%	92.8%
% of Patients satisfied with the time they had to wait for an appointment	11	11	100.0%	88.8%	89.5%	88.7%

* This is based on patients treated on this contract for their most recent course of treatment. Figures in italics indicate the base number of FP17s or Patient Questionnaire responses are less than 100. N/A is shown where the base number of responses is less than 10 during the period. % is calculated as Quantity/Base number*100

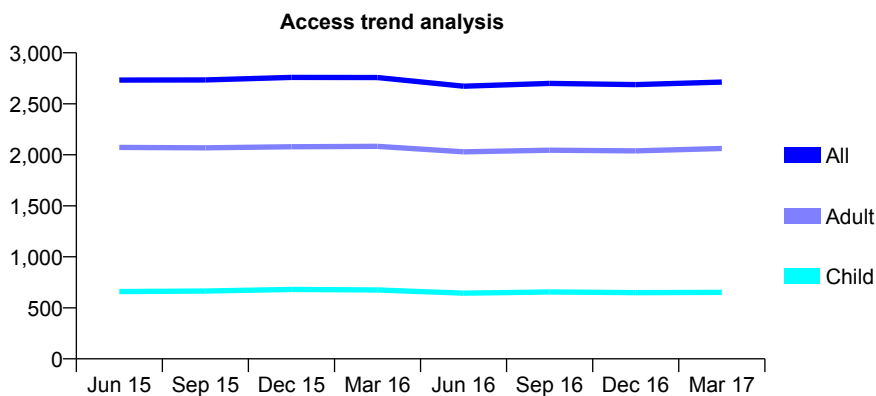
Q45 - Vital Signs At a Glance Contract Report for 835951/0001 - Year end March 2017

Name or company name	MR S KUVELKER
Contract type name	GDS Contract
Purpose of contract	General
Contract start date	01/04/2006
Contract end date	

16/17 Contracted general activity (UDA)	13,150
Carry forward general activity (UDA)	0
16/17 Contracted orthodontic activity (UOA)	0
Carry forward orthodontic activity (UOA)	0
Baseline contract value	£408,681.10

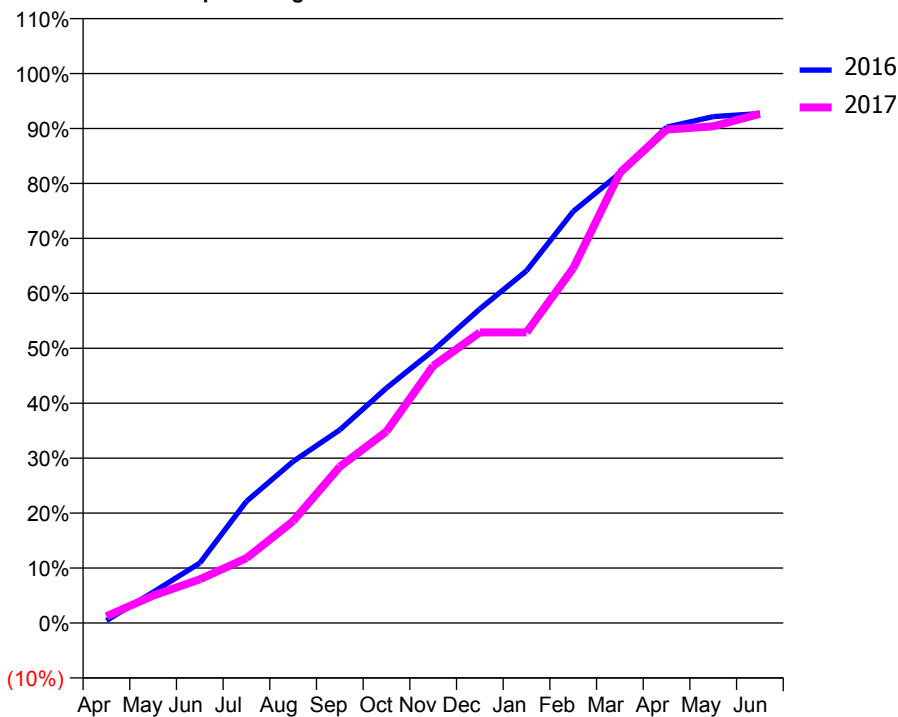
ACCESS*

Patients seen in 24 months	Total	Change since previous quarter
Quarter ending March 2016	2,758	
Quarter ending June 2016	2,673	↓
Quarter ending September 2016	2,700	→
Quarter ending December 2016	2,688	→
Quarter ending March 2017	2,713	→
Variance since March 2016	(1.6%)	↓



ACTIVITY

Cumulative percentage of contracted UDA delivered 2016 & 2017



Month	Adjusted Scheduled Activity (UDA)	
	2016	2017
April	59	162
May	740	656
June	1,434	1,045
July	2,911	1,551
August	3,867	2,439
September	4,622	3,743
October	5,624	4,586
November	6,522	6,155
December	7,515	6,955
January	8,429	6,955
February	9,849	8,491
March	10,766	10,774
April	11,866	11,809
May	12,117	11,887
June	12,190	12,187

QUALITY

	Quantity	Base Number	Contract	AT	Region	England
% of FP17s for the same patient ID Re-attending within 3 months - Children	59	921	6.4%	13.0%	13.3%	12.3%
% of FP17s for the same patient ID Re-attending within 3 months - Adults	342	2,599	13.2%	16.3%	17.3%	16.7%
% of FP17s for the same patient ID Re-attending between 3 & 9 months - Children	559	921	60.7%	54.5%	58.9%	57.6%
% of FP17s for the same patient ID Re-attending between 3 & 9 months - Adults	1,398	2,599	53.8%	50.2%	52.2%	50.1%
% of FP17s for Band 1 Urgent Courses	78	3,471	2.2%	8.8%	9.2%	9.1%
% of FP17s Relating to Free Repair or Replacements	75	3,471	2.2%	1.3%	1.0%	0.8%
% of FP17s Relating to Continuations	51	3,471	1.5%	1.7%	1.4%	1.2%
% of Patients satisfied with the dentistry they have received	10	12	83.3%	92.0%	93.1%	92.8%
% of Patients satisfied with the time they had to wait for an appointment	10	12	83.3%	88.8%	89.5%	88.7%

* This is based on patients treated on this contract for their most recent course of treatment. Figures in italics indicate the base number of FP17s or Patient Questionnaire responses are less than 100. N/A is shown where the base number of responses is less than 10 during the period. % is calculated as Quantity/Base number*100

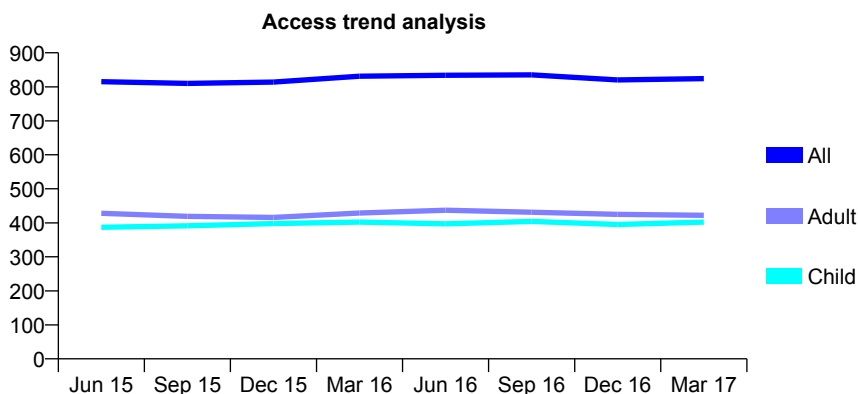
Q45 - Vital Signs At a Glance Contract Report for 860654/0001 - Year end March 2017

Name or company name	MR CJ SHERWIN
Contract type name	GDS Contract
Purpose of contract	General
Contract start date	01/01/2012
Contract end date	

16/17 Contracted general activity (UDA)	2,500
Carry forward general activity (UDA)	88
16/17 Contracted orthodontic activity (UOA)	0
Carry forward orthodontic activity (UOA)	0
Baseline contract value	£55,431.77

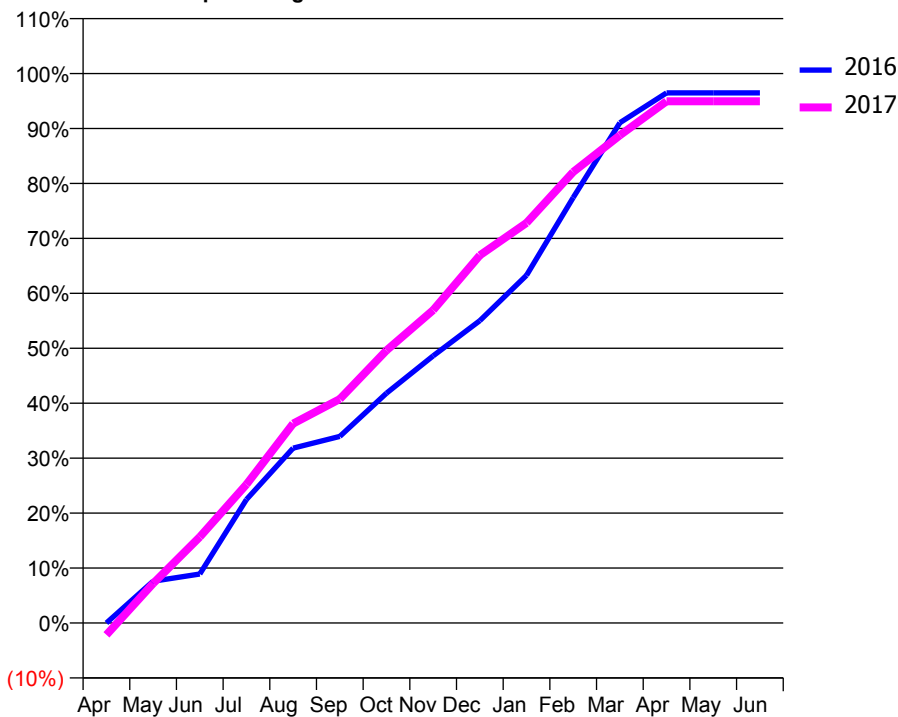
ACCESS*

Patients seen in 24 months	Total	Change since previous quarter
Quarter ending March 2016	831	
Quarter ending June 2016	834	→
Quarter ending September 2016	835	→
Quarter ending December 2016	820	↓
Quarter ending March 2017	824	→
Variance since March 2016	(0.8%)	→



ACTIVITY

Cumulative percentage of contracted UDA delivered 2016 & 2017



Month	Adjusted Scheduled Activity (UDA)	
	2016	2017
April	0	-54
May	190	180
June	223	392
July	562	631
August	795	907
September	849	1,019
October	1,045	1,240
November	1,215	1,424
December	1,376	1,673
January	1,582	1,820
February	1,936	2,052
March	2,276	2,219
April	2,412	2,373
May	2,412	2,373
June	2,412	2,373

QUALITY

	Quantity	Base Number	Contract	AT	Region	England
% of FP17s for the same patient ID Re-attending within 3 months - Children	117	870	13.4%	13.0%	13.3%	12.3%
% of FP17s for the same patient ID Re-attending within 3 months - Adults	91	665	13.7%	16.3%	17.3%	16.7%
% of FP17s for the same patient ID Re-attending between 3 & 9 months - Children	610	870	70.1%	54.5%	58.9%	57.6%
% of FP17s for the same patient ID Re-attending between 3 & 9 months - Adults	442	665	66.5%	50.2%	52.2%	50.1%
% of FP17s for Band 1 Urgent Courses	52	1,553	3.3%	8.8%	9.2%	9.1%
% of FP17s Relating to Free Repair or Replacements	1	1,553	0.1%	1.3%	1.0%	0.8%
% of FP17s Relating to Continuations	20	1,553	1.3%	1.7%	1.4%	1.2%
% of Patients satisfied with the dentistry they have received	4	4	N/A	92.0%	93.1%	92.8%
% of Patients satisfied with the time they had to wait for an appointment	4	4	N/A	88.8%	89.5%	88.7%

* This is based on patients treated on this contract for their most recent course of treatment. Figures in italics indicate the base number of FP17s or Patient Questionnaire responses are less than 100. N/A is shown where the base number of responses is less than 10 during the period. % is calculated as Quantity/Base number*100

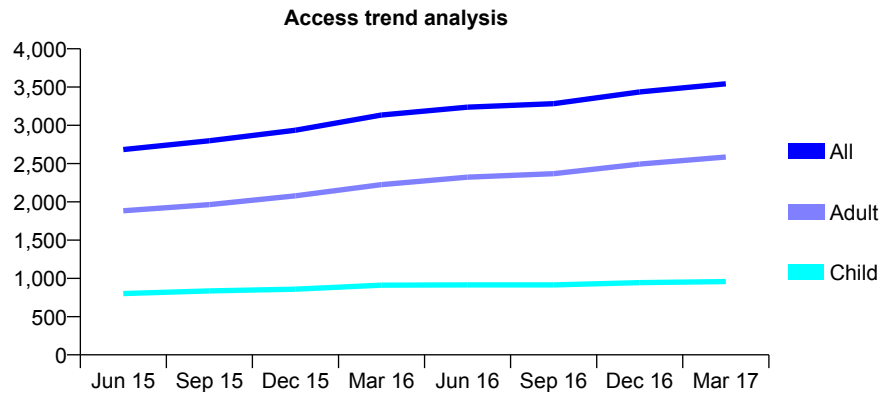
Q45 - Vital Signs At a Glance Contract Report for 866334/0001 - Year end March 2017

Name or company name	MR CT BURTON
Contract type name	GDS Contract
Purpose of contract	General
Contract start date	01/06/2008
Contract end date	

16/17 Contracted general activity (UDA)	10,000
Carry forward general activity (UDA)	0
16/17 Contracted orthodontic activity (UOA)	0
Carry forward orthodontic activity (UOA)	0
Baseline contract value	£234,795.17

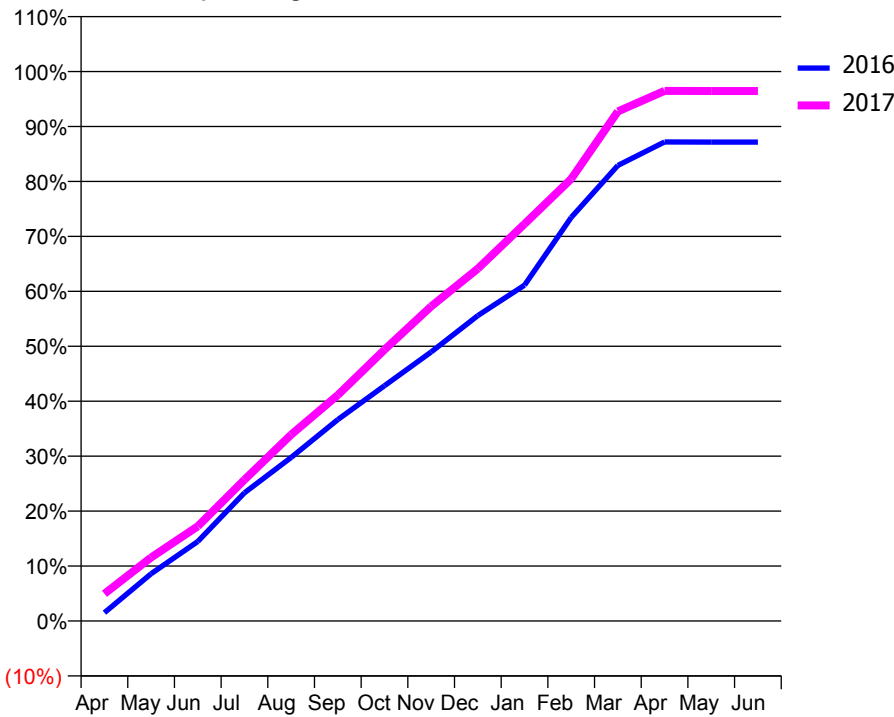
ACCESS*

Patients seen in 24 months	Total	Change since previous quarter
Quarter ending March 2016	3,135	
Quarter ending June 2016	3,238	↑
Quarter ending September 2016	3,282	→
Quarter ending December 2016	3,436	↑
Quarter ending March 2017	3,542	↑
Variance since March 2016	13.0%	↑



ACTIVITY

Cumulative percentage of contracted UDA delivered 2016 & 2017



Month	Adjusted Scheduled Activity (UDA)	
	2016	2017
April	152	497
May	861	1,156
June	1,448	1,724
July	2,334	2,572
August	2,977	3,392
September	3,666	4,111
October	4,283	4,937
November	4,895	5,726
December	5,557	6,413
January	6,111	7,226
February	7,343	8,046
March	8,291	9,274
April	8,718	9,647
May	8,716	9,646
June	8,715	9,646

QUALITY

	Quantity	Base Number	Contract	AT	Region	England
% of FP17s for the same patient ID Re-attending within 3 months - Children	132	1,551	8.5%	13.0%	13.3%	12.3%
% of FP17s for the same patient ID Re-attending within 3 months - Adults	528	3,915	13.5%	16.3%	17.3%	16.7%
% of FP17s for the same patient ID Re-attending between 3 & 9 months - Children	950	1,551	61.3%	54.5%	58.9%	57.6%
% of FP17s for the same patient ID Re-attending between 3 & 9 months - Adults	2,119	3,915	54.1%	50.2%	52.2%	50.1%
% of FP17s for Band 1 Urgent Courses	218	5,429	4.0%	8.8%	9.2%	9.1%
% of FP17s Relating to Free Repair or Replacements	26	5,429	0.5%	1.3%	1.0%	0.8%
% of FP17s Relating to Continuations	105	5,429	1.9%	1.7%	1.4%	1.2%
% of Patients satisfied with the dentistry they have received	17	18	94.4%	92.0%	93.1%	92.8%
% of Patients satisfied with the time they had to wait for an appointment	17	18	94.4%	88.8%	89.5%	88.7%

* This is based on patients treated on this contract for their most recent course of treatment. Figures in italics indicate the base number of FP17s or Patient Questionnaire responses are less than 100. N/A is shown where the base number of responses is less than 10 during the period. % is calculated as Quantity/Base number*100

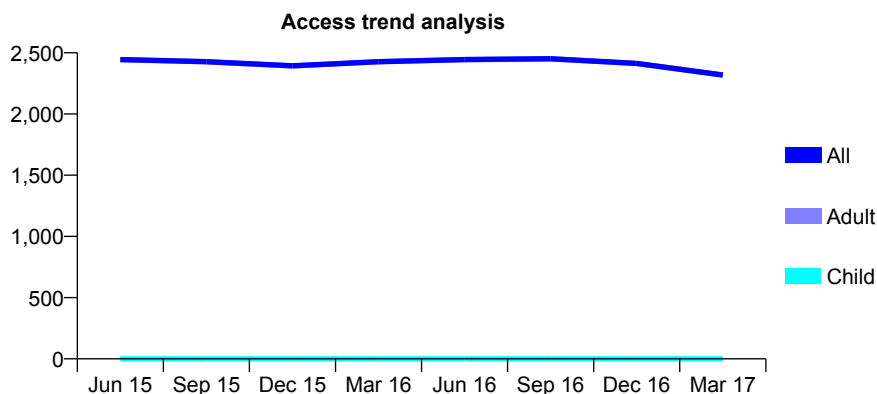
Q45 - Vital Signs At a Glance Contract Report for 881864/0002 - Year end March 2017

Name or company name	MR DA POWER
Contract type name	PDS Contract
Purpose of contract	General
Contract start date	31/10/2010
Contract end date	31/03/2020

16/17 Contracted general activity (UDA)	7,467
Carry forward general activity (UDA)	0
16/17 Contracted orthodontic activity (UOA)	0
Carry forward orthodontic activity (UOA)	0
Baseline contract value	£263,580.22

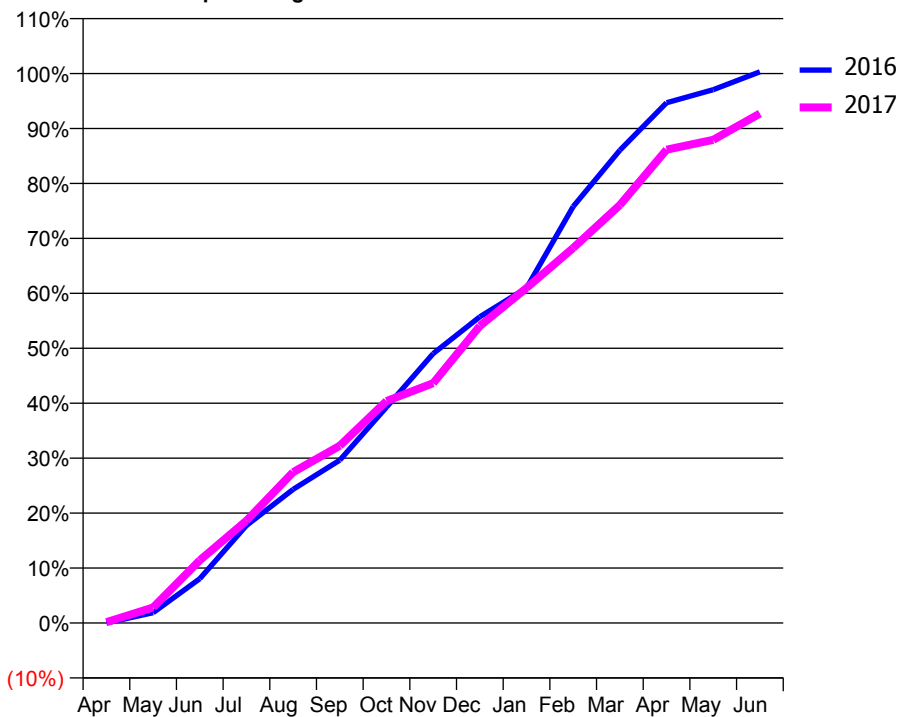
ACCESS*

Patients seen in 24 months	Total	Change since previous quarter
Quarter ending March 2016	2,428	
Quarter ending June 2016	2,445	→
Quarter ending September 2016	2,451	→
Quarter ending December 2016	2,413	↓
Quarter ending March 2017	2,319	↓
Variance since March 2016	(4.5%)	↓



ACTIVITY

Cumulative percentage of contracted UDA delivered 2016 & 2017



Month	Adjusted Scheduled Activity (UDA)	
	2016	2017
April	0	12
May	140	212
June	602	852
July	1,325	1,390
August	1,817	2,050
September	2,213	2,409
October	2,932	3,017
November	3,661	3,258
December	4,162	4,037
January	4,553	4,552
February	5,659	5,097
March	6,424	5,680
April	7,070	6,431
May	7,247	6,565
June	7,490	6,922

QUALITY

	Quantity	Base Number	Contract	AT	Region	England
% of FP17s for the same patient ID Re-attending within 3 months - Children	0	0	N/A	13.0%	13.3%	12.3%
% of FP17s for the same patient ID Re-attending within 3 months - Adults	96	1,654	5.8%	16.3%	17.3%	16.7%
% of FP17s for the same patient ID Re-attending between 3 & 9 months - Children	0	0	N/A	54.5%	58.9%	57.6%
% of FP17s for the same patient ID Re-attending between 3 & 9 months - Adults	387	1,654	23.4%	50.2%	52.2%	50.1%
% of FP17s for Band 1 Urgent Courses	0	1,712	0.0%	8.8%	9.2%	9.1%
% of FP17s Relating to Free Repair or Replacements	0	1,712	0.0%	1.3%	1.0%	0.8%
% of FP17s Relating to Continuations	23	1,712	1.3%	1.7%	1.4%	1.2%
% of Patients satisfied with the dentistry they have received	3	5	N/A	92.0%	93.1%	92.8%
% of Patients satisfied with the time they had to wait for an appointment	5	5	N/A	88.8%	89.5%	88.7%

* This is based on patients treated on this contract for their most recent course of treatment. Figures in italics indicate the base number of FP17s or Patient Questionnaire responses are less than 100. N/A is shown where the base number of responses is less than 10 during the period. % is calculated as Quantity/Base number*100

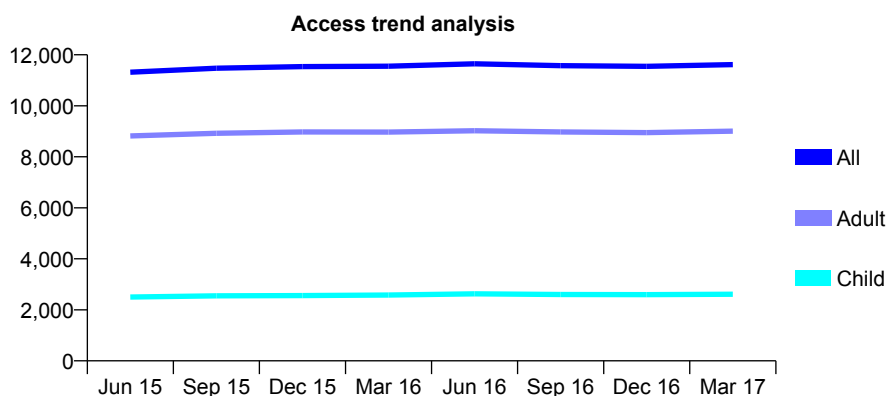
Q45 - Vital Signs At a Glance Contract Report for 905844/0001 - Year end March 2017

Name or company name	Mr SD Brown, Ms F Brown and Mr M Ellis
Contract type name	GDS Contract
Purpose of contract	General
Contract start date	01/04/2006
Contract end date	

16/17 Contracted general activity (UDA)	31,000
Carry forward general activity (UDA)	0
16/17 Contracted orthodontic activity (UOA)	0
Carry forward orthodontic activity (UOA)	0
Baseline contract value	£795,260.90

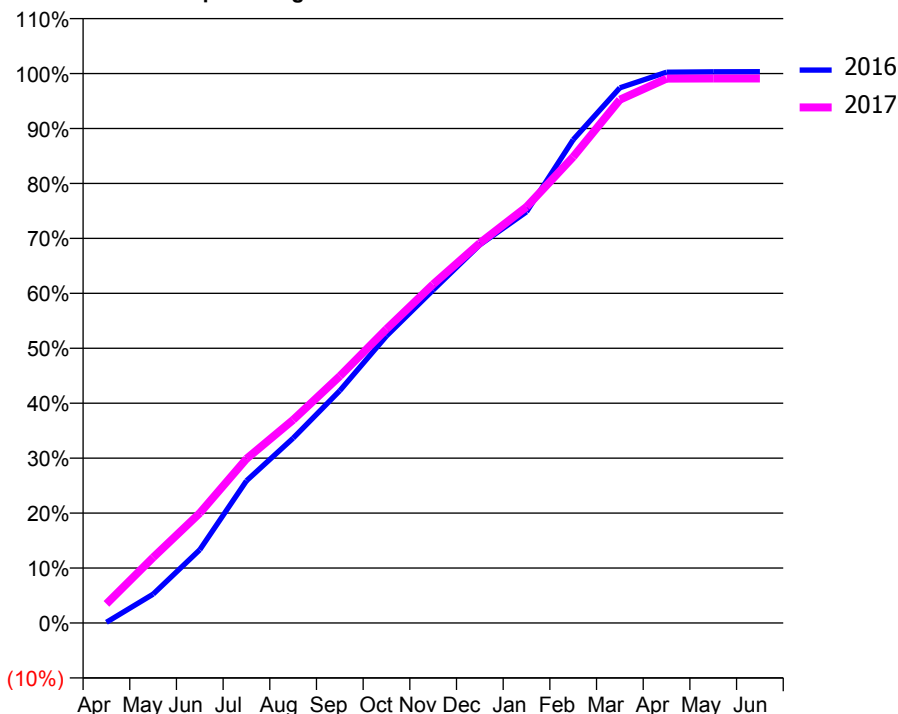
ACCESS*

Patients seen in 24 months	Total	Change since previous quarter
Quarter ending March 2016	11,554	
Quarter ending June 2016	11,649	→
Quarter ending September 2016	11,574	→
Quarter ending December 2016	11,546	→
Quarter ending March 2017	11,618	→
Variance since March 2016	0.6%	→



ACTIVITY

Cumulative percentage of contracted UDA delivered 2016 & 2017



Month	Adjusted Scheduled Activity (UDA)	
	2016	2017
April	37	1,080
May	1,582	3,698
June	4,017	6,205
July	7,805	9,263
August	10,142	11,461
September	12,752	13,929
October	15,751	16,582
November	18,271	19,111
December	20,754	21,437
January	22,562	23,478
February	26,519	26,292
March	29,362	29,525
April	30,220	30,711
May	30,244	30,719
June	30,247	30,719

QUALITY

	Quantity	Base Number	Contract	AT	Region	England
% of FP17s for the same patient ID Re-attending within 3 months - Children	207	3,429	6.0%	13.0%	13.3%	12.3%
% of FP17s for the same patient ID Re-attending within 3 months - Adults	1,354	11,284	12.0%	16.3%	17.3%	16.7%
% of FP17s for the same patient ID Re-attending between 3 & 9 months - Children	1,698	3,429	49.5%	54.5%	58.9%	57.6%
% of FP17s for the same patient ID Re-attending between 3 & 9 months - Adults	5,247	11,284	46.5%	50.2%	52.2%	50.1%
% of FP17s for Band 1 Urgent Courses	862	14,149	6.1%	8.8%	9.2%	9.1%
% of FP17s Relating to Free Repair or Replacements	214	14,149	1.5%	1.3%	1.0%	0.8%
% of FP17s Relating to Continuations	225	14,149	1.6%	1.7%	1.4%	1.2%
% of Patients satisfied with the dentistry they have received	27	28	96.4%	92.0%	93.1%	92.8%
% of Patients satisfied with the time they had to wait for an appointment	26	28	92.9%	88.8%	89.5%	88.7%

* This is based on patients treated on this contract for their most recent course of treatment. Figures in italics indicate the base number of FP17s or Patient Questionnaire responses are less than 100. N/A is shown where the base number of responses is less than 10 during the period. % is calculated as Quantity/Base number*100

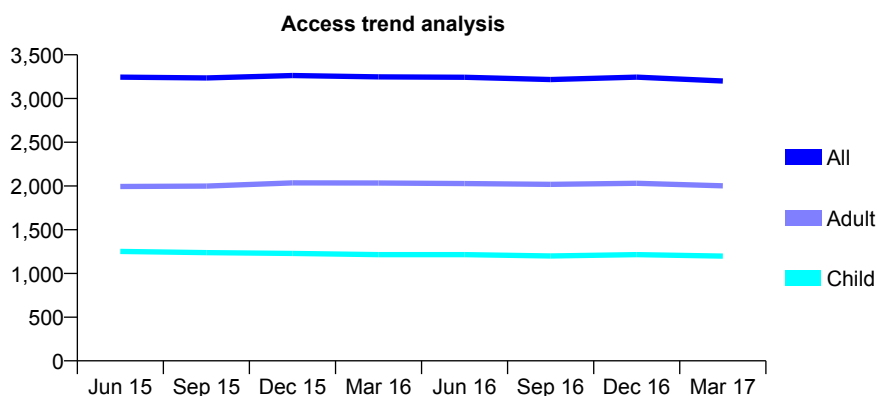
Q45 - Vital Signs At a Glance Contract Report for 907316/0002 - Year end March 2017

Name or company name	MR AI WILSON
Contract type name	GDS Contract
Purpose of contract	General
Contract start date	01/04/2006
Contract end date	

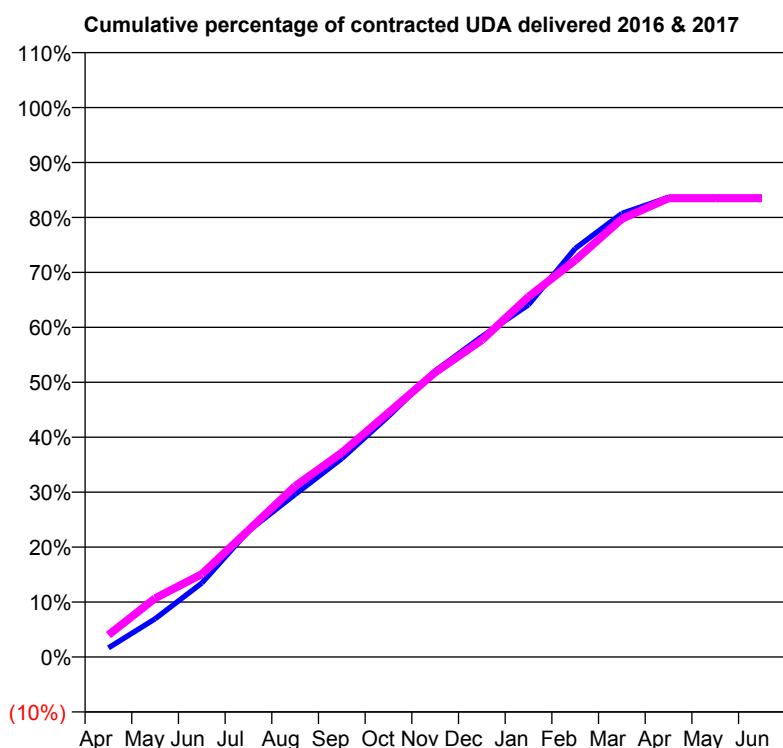
16/17 Contracted general activity (UDA)	10,500
Carry forward general activity (UDA)	0
16/17 Contracted orthodontic activity (UOA)	0
Carry forward orthodontic activity (UOA)	0
Baseline contract value	£269,399.95

ACCESS*

Patients seen in 24 months	Total	Change since previous quarter
Quarter ending March 2016	3,248	
Quarter ending June 2016	3,243	→
Quarter ending September 2016	3,217	→
Quarter ending December 2016	3,245	→
Quarter ending March 2017	3,200	↓
Variance since March 2016	(1.5%)	↓



ACTIVITY



Month	Adjusted Scheduled Activity (UDA)	
	2016	2017
April	176	423
May	729	1,122
June	1,413	1,583
July	2,408	2,422
August	3,108	3,265
September	3,792	3,905
October	4,600	4,669
November	5,468	5,439
December	6,123	6,055
January	6,731	6,884
February	7,806	7,581
March	8,476	8,373
April	8,785	8,765
May	8,785	8,766
June	8,785	8,766

QUALITY

	Quantity	Base Number	Contract	AT	Region	England
% of FP17s for the same patient ID Re-attending within 3 months - Children	173	2,049	8.4%	13.0%	13.3%	12.3%
% of FP17s for the same patient ID Re-attending within 3 months - Adults	428	2,994	14.3%	16.3%	17.3%	16.7%
% of FP17s for the same patient ID Re-attending between 3 & 9 months - Children	1,307	2,049	63.8%	54.5%	58.9%	57.6%
% of FP17s for the same patient ID Re-attending between 3 & 9 months - Adults	1,830	2,994	61.1%	50.2%	52.2%	50.1%
% of FP17s for Band 1 Urgent Courses	257	5,073	5.1%	8.8%	9.2%	9.1%
% of FP17s Relating to Free Repair or Replacements	38	5,073	0.7%	1.3%	1.0%	0.8%
% of FP17s Relating to Continuations	167	5,073	3.3%	1.7%	1.4%	1.2%
% of Patients satisfied with the dentistry they have received	6	6	N/A	92.0%	93.1%	92.8%
% of Patients satisfied with the time they had to wait for an appointment	6	6	N/A	88.8%	89.5%	88.7%

* This is based on patients treated on this contract for their most recent course of treatment. Figures in italics indicate the base number of FP17s or Patient Questionnaire responses are less than 100. N/A is shown where the base number of responses is less than 10 during the period. % is calculated as Quantity/Base number*100

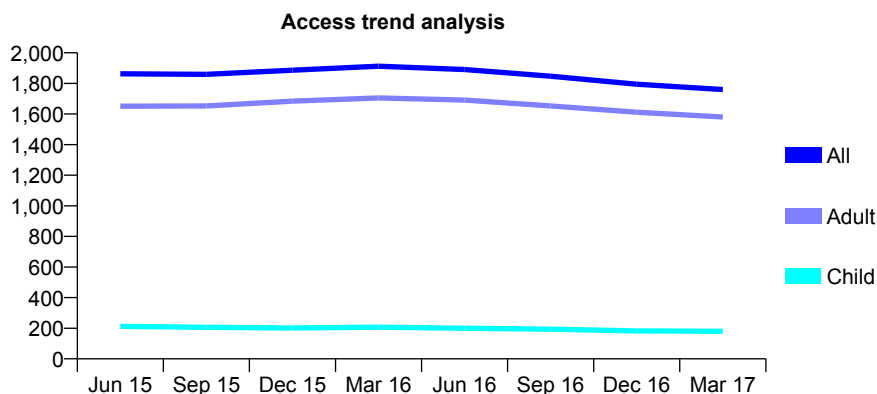
Q45 - Vital Signs At a Glance Contract Report for 911828/0003 - Year end March 2017

Name or company name	MR S KIRKUP
Contract type name	GDS Contract
Purpose of contract	General
Contract start date	01/04/2006
Contract end date	23/06/2017

16/17 Contracted general activity (UDA)	4,500
Carry forward general activity (UDA)	0
16/17 Contracted orthodontic activity (UOA)	0
Carry forward orthodontic activity (UOA)	0
Baseline contract value	£132,635.27

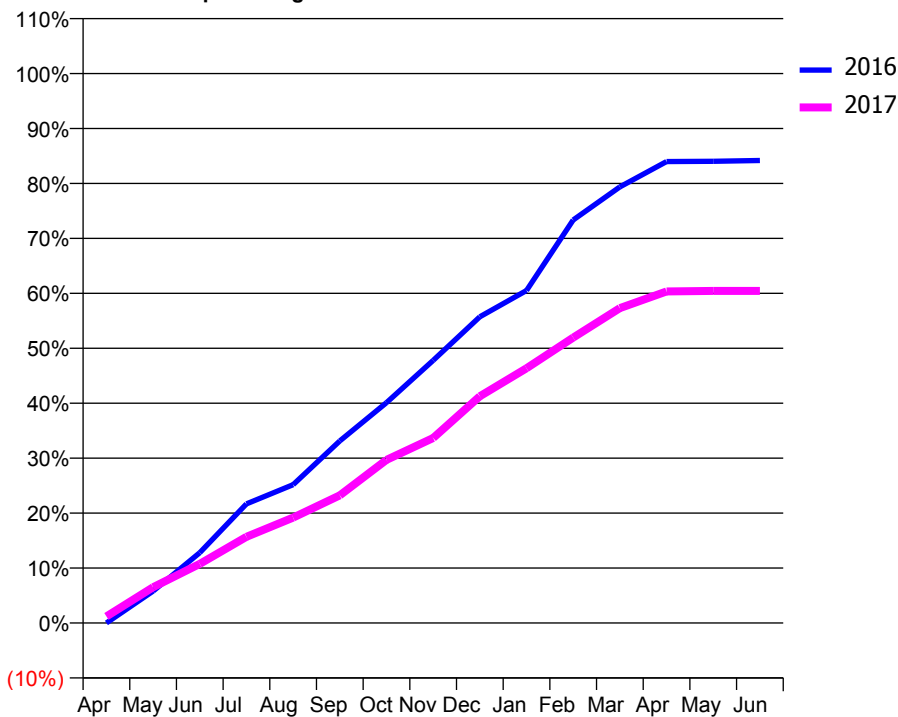
ACCESS*

Patients seen in 24 months	Total	Change since previous quarter
Quarter ending March 2016	1,912	
Quarter ending June 2016	1,891	↓
Quarter ending September 2016	1,847	↓
Quarter ending December 2016	1,795	↓
Quarter ending March 2017	1,760	↓
Variance since March 2016	(7.9%)	↓



ACTIVITY

Cumulative percentage of contracted UDA delivered 2016 & 2017



Adjusted Scheduled Activity (UDA)

Month	2016	2017
April	0	54
May	261	293
June	576	485
July	975	706
August	1,133	863
September	1,491	1,045
October	1,805	1,336
November	2,151	1,515
December	2,508	1,857
January	2,723	2,086
February	3,301	2,337
March	3,572	2,579
April	3,779	2,715
May	3,781	2,719
June	3,787	2,719

QUALITY

	Quantity	Base Number	Contract	AT	Region	England
% of FP17s for the same patient ID Re-attending within 3 months - Children	4	236	1.7%	13.0%	13.3%	12.3%
% of FP17s for the same patient ID Re-attending within 3 months - Adults	219	1,809	12.1%	16.3%	17.3%	16.7%
% of FP17s for the same patient ID Re-attending between 3 & 9 months - Children	155	236	65.7%	54.5%	58.9%	57.6%
% of FP17s for the same patient ID Re-attending between 3 & 9 months - Adults	696	1,809	38.5%	50.2%	52.2%	50.1%
% of FP17s for Band 1 Urgent Courses	305	2,029	15.0%	8.8%	9.2%	9.1%
% of FP17s Relating to Free Repair or Replacements	11	2,029	0.5%	1.3%	1.0%	0.8%
% of FP17s Relating to Continuations	3	2,029	0.1%	1.7%	1.4%	1.2%
% of Patients satisfied with the dentistry they have received	8	9	N/A	92.0%	93.1%	92.8%
% of Patients satisfied with the time they had to wait for an appointment	9	9	N/A	88.8%	89.5%	88.7%

* This is based on patients treated on this contract for their most recent course of treatment. Figures in italics indicate the base number of FP17s or Patient Questionnaire responses are less than 100. N/A is shown where the base number of responses is less than 10 during the period. % is calculated as Quantity/Base number*100

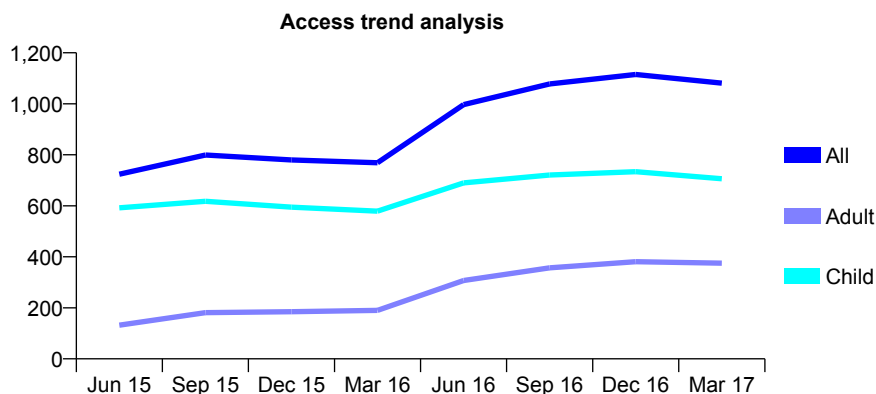
Q45 - Vital Signs At a Glance Contract Report for 911852/0001 - Year end March 2017

Name or company name	MR JC BENNETT
Contract type name	GDS Contract
Purpose of contract	General
Contract start date	01/12/2014
Contract end date	

16/17 Contracted general activity (UDA)	3,071
Carry forward general activity (UDA)	0
16/17 Contracted orthodontic activity (UOA)	0
Carry forward orthodontic activity (UOA)	0
Baseline contract value	£64,960.00

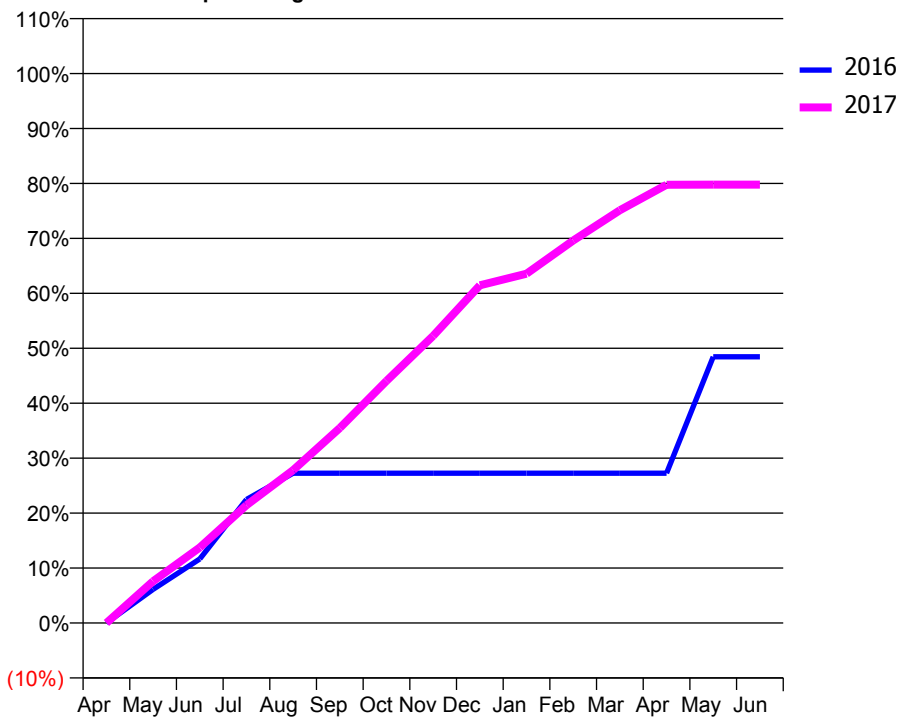
ACCESS*

Patients seen in 24 months	Total	Change since previous quarter
Quarter ending March 2016	769	
Quarter ending June 2016	997	↑
Quarter ending September 2016	1,078	↑
Quarter ending December 2016	1,115	↑
Quarter ending March 2017	1,081	↓
Variance since March 2016	40.6%	↑



ACTIVITY

Cumulative percentage of contracted UDA delivered 2016 & 2017



Month	Adjusted Scheduled Activity (UDA)	
	2016	2017
April	0	0
May	188	234
June	358	422
July	691	658
August	837	855
September	837	1,090
October	837	1,353
November	837	1,605
December	837	1,887
January	837	1,952
February	837	2,138
March	837	2,307
April	837	2,449
May	1,488	2,450
June	1,488	2,450

QUALITY

	Quantity	Base Number	Contract	AT	Region	England
% of FP17s for the same patient ID Re-attending within 3 months - Children	113	1,533	7.4%	13.0%	13.3%	12.3%
% of FP17s for the same patient ID Re-attending within 3 months - Adults	51	518	9.8%	16.3%	17.3%	16.7%
% of FP17s for the same patient ID Re-attending between 3 & 9 months - Children	740	1,533	48.3%	54.5%	58.9%	57.6%
% of FP17s for the same patient ID Re-attending between 3 & 9 months - Adults	194	518	37.5%	50.2%	52.2%	50.1%
% of FP17s for Band 1 Urgent Courses	36	1,496	2.4%	8.8%	9.2%	9.1%
% of FP17s Relating to Free Repair or Replacements	1	1,496	0.1%	1.3%	1.0%	0.8%
% of FP17s Relating to Continuations	3	1,496	0.2%	1.7%	1.4%	1.2%
% of Patients satisfied with the dentistry they have received	2	3	N/A	92.0%	93.1%	92.8%
% of Patients satisfied with the time they had to wait for an appointment	3	3	N/A	88.8%	89.5%	88.7%

* This is based on patients treated on this contract for their most recent course of treatment. Figures in italics indicate the base number of FP17s or Patient Questionnaire responses are less than 100. N/A is shown where the base number of responses is less than 10 during the period. % is calculated as Quantity/Base number*100

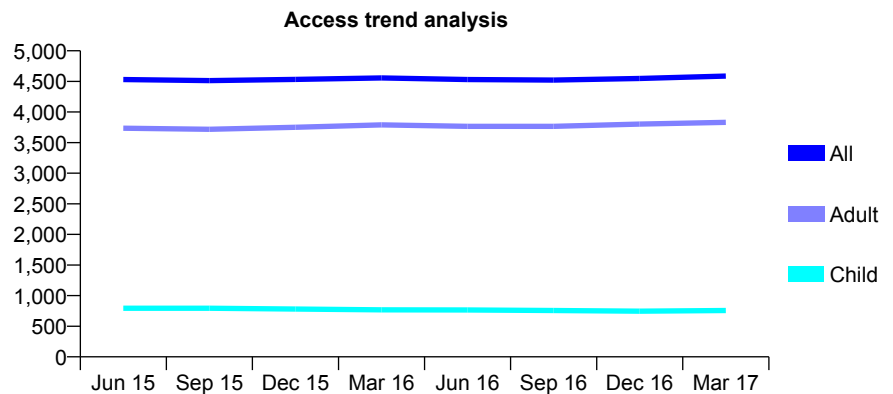
Q45 - Vital Signs At a Glance Contract Report for 918873/0001 - Year end March 2017

Name or company name	MR A MILNES
Contract type name	GDS Contract
Purpose of contract	General
Contract start date	10/08/2012
Contract end date	

16/17 Contracted general activity (UDA)	11,709
Carry forward general activity (UDA)	0
16/17 Contracted orthodontic activity (UOA)	0
Carry forward orthodontic activity (UOA)	0
Baseline contract value	£335,687.26

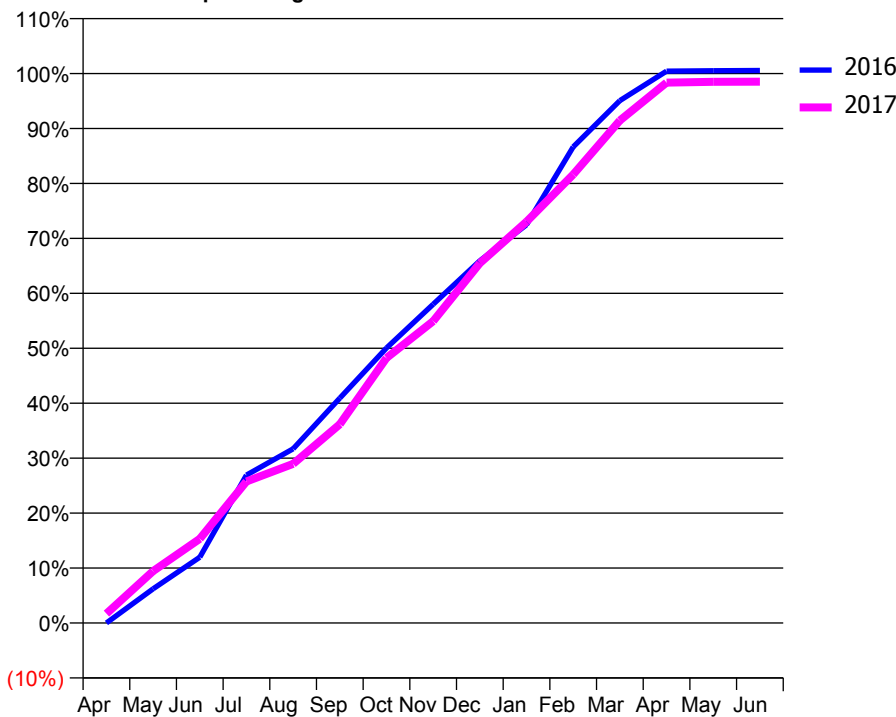
ACCESS*

Patients seen in 24 months	Total	Change since previous quarter
Quarter ending March 2016	4,557	
Quarter ending June 2016	4,530	→
Quarter ending September 2016	4,522	→
Quarter ending December 2016	4,548	→
Quarter ending March 2017	4,587	→
Variance since March 2016	0.7%	→



ACTIVITY

Cumulative percentage of contracted UDA delivered 2016 & 2017



Month	Adjusted Scheduled Activity (UDA)	
	2016	2017
April	0	199
May	730	1,106
June	1,403	1,794
July	3,153	3,016
August	3,712	3,391
September	4,792	4,235
October	5,860	5,646
November	6,794	6,431
December	7,718	7,667
January	8,485	8,552
February	10,144	9,557
March	11,131	10,709
April	11,758	11,515
May	11,768	11,532
June	11,772	11,534

QUALITY

	Quantity	Base Number	Contract	AT	Region	England
% of FP17s for the same patient ID Re-attending within 3 months - Children	85	1,236	6.9%	13.0%	13.3%	12.3%
% of FP17s for the same patient ID Re-attending within 3 months - Adults	770	5,555	13.9%	16.3%	17.3%	16.7%
% of FP17s for the same patient ID Re-attending between 3 & 9 months - Children	805	1,236	65.1%	54.5%	58.9%	57.6%
% of FP17s for the same patient ID Re-attending between 3 & 9 months - Adults	3,163	5,555	56.9%	50.2%	52.2%	50.1%
% of FP17s for Band 1 Urgent Courses	371	6,887	5.4%	8.8%	9.2%	9.1%
% of FP17s Relating to Free Repair or Replacements	75	6,887	1.1%	1.3%	1.0%	0.8%
% of FP17s Relating to Continuations	157	6,887	2.3%	1.7%	1.4%	1.2%
% of Patients satisfied with the dentistry they have received	33	37	89.2%	92.0%	93.1%	92.8%
% of Patients satisfied with the time they had to wait for an appointment	35	37	94.6%	88.8%	89.5%	88.7%

* This is based on patients treated on this contract for their most recent course of treatment. Figures in italics indicate the base number of FP17s or Patient Questionnaire responses are less than 100. N/A is shown where the base number of responses is less than 10 during the period. % is calculated as Quantity/Base number*100

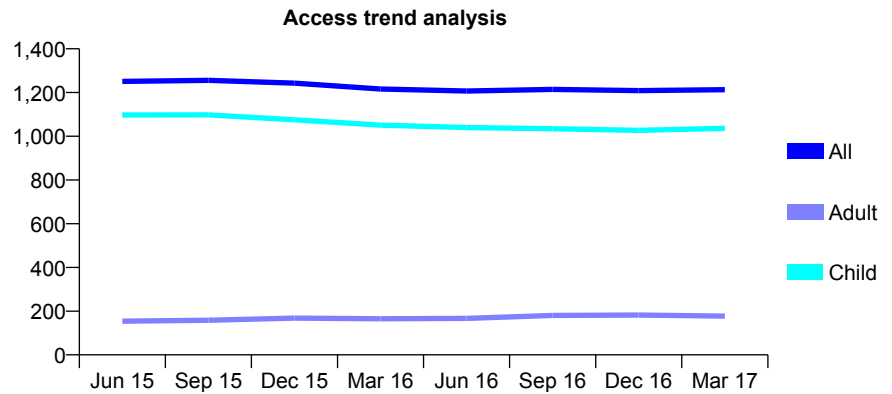
Q45 - Vital Signs At a Glance Contract Report for 919047/0001 - Year end March 2017

Name or company name	MR TR LEWIS
Contract type name	GDS Contract
Purpose of contract	General and Orthodontic
Contract start date	01/04/2006
Contract end date	

16/17 Contracted general activity (UDA)	4,075
Carry forward general activity (UDA)	0
16/17 Contracted orthodontic activity (UOA)	400
Carry forward orthodontic activity (UOA)	0
Baseline contract value	£95,908.55

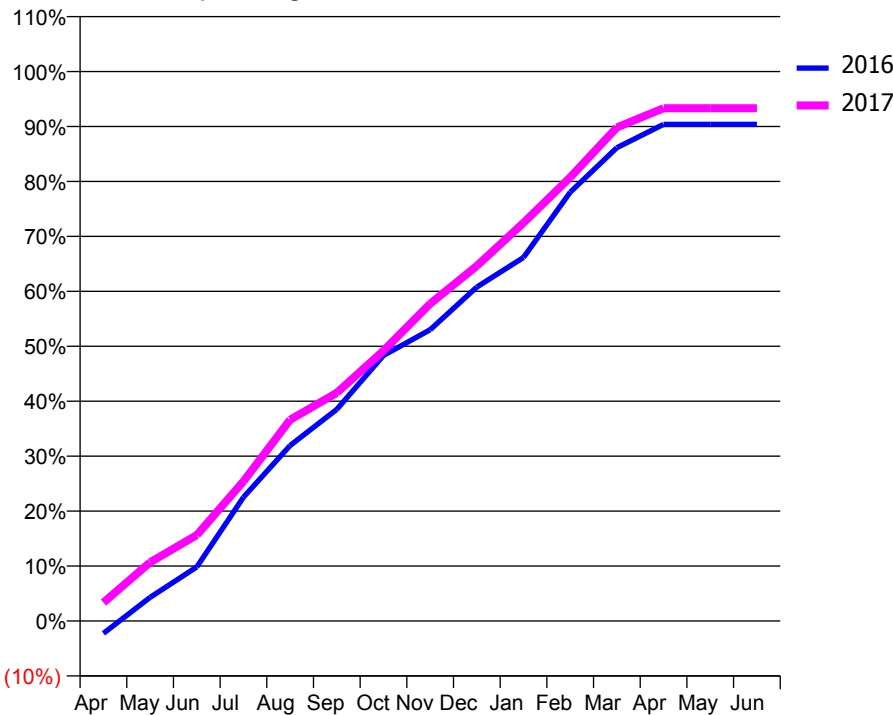
ACCESS*

Patients seen in 24 months	Total	Change since previous quarter
Quarter ending March 2016	1,216	
Quarter ending June 2016	1,207	→
Quarter ending September 2016	1,214	→
Quarter ending December 2016	1,209	→
Quarter ending March 2017	1,213	→
Variance since March 2016	(0.2%)	→



ACTIVITY

Cumulative percentage of contracted UDA delivered 2016 & 2017



Month	Adjusted Scheduled Activity (UDA)	
	2016	2017
April	-93	137
May	175	435
June	401	638
July	918	1,035
August	1,302	1,492
September	1,570	1,692
October	1,969	2,005
November	2,160	2,353
December	2,477	2,634
January	2,696	2,954
February	3,180	3,290
March	3,510	3,661
April	3,683	3,803
May	3,683	3,803
June	3,683	3,803

QUALITY

	Quantity	Base Number	Contract	AT	Region	England
% of FP17s for the same patient ID Re-attending within 3 months - Children	266	1,902	14.0%	13.0%	13.3%	12.3%
% of FP17s for the same patient ID Re-attending within 3 months - Adults	15	102	14.7%	16.3%	17.3%	16.7%
% of FP17s for the same patient ID Re-attending between 3 & 9 months - Children	1,206	1,902	63.4%	54.5%	58.9%	57.6%
% of FP17s for the same patient ID Re-attending between 3 & 9 months - Adults	48	102	47.1%	50.2%	52.2%	50.1%
% of FP17s for Band 1 Urgent Courses	216	1,934	11.2%	8.8%	9.2%	9.1%
% of FP17s Relating to Free Repair or Replacements	0	1,934	0.0%	1.3%	1.0%	0.8%
% of FP17s Relating to Continuations	28	1,934	1.4%	1.7%	1.4%	1.2%
% of Patients satisfied with the dentistry they have received	2	3	N/A	92.0%	93.1%	92.8%
% of Patients satisfied with the time they had to wait for an appointment	2	3	N/A	88.8%	89.5%	88.7%

* This is based on patients treated on this contract for their most recent course of treatment. Figures in italics indicate the base number of FP17s or Patient Questionnaire responses are less than 100. N/A is shown where the base number of responses is less than 10 during the period. % is calculated as Quantity/Base number*100

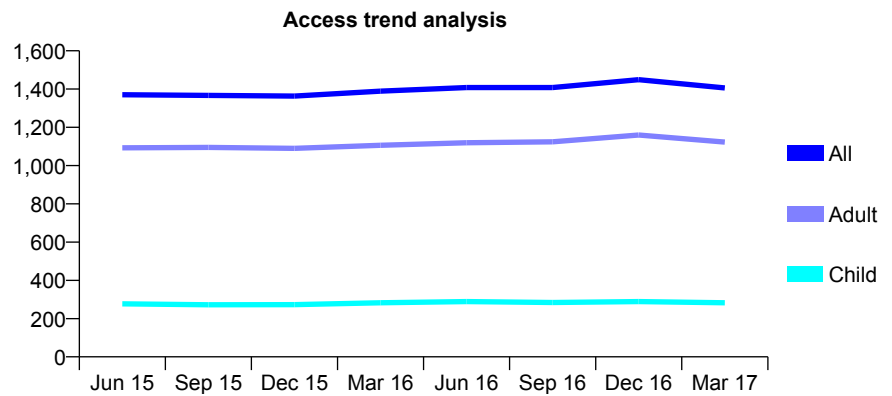
Q45 - Vital Signs At a Glance Contract Report for 920460/0001 - Year end March 2017

Name or company name	MISS KA FARQUHAR
Contract type name	GDS Contract
Purpose of contract	General
Contract start date	01/04/2006
Contract end date	

16/17 Contracted general activity (UDA)	4,748
Carry forward general activity (UDA)	0
16/17 Contracted orthodontic activity (UOA)	0
Carry forward orthodontic activity (UOA)	0
Baseline contract value	£100,433.10

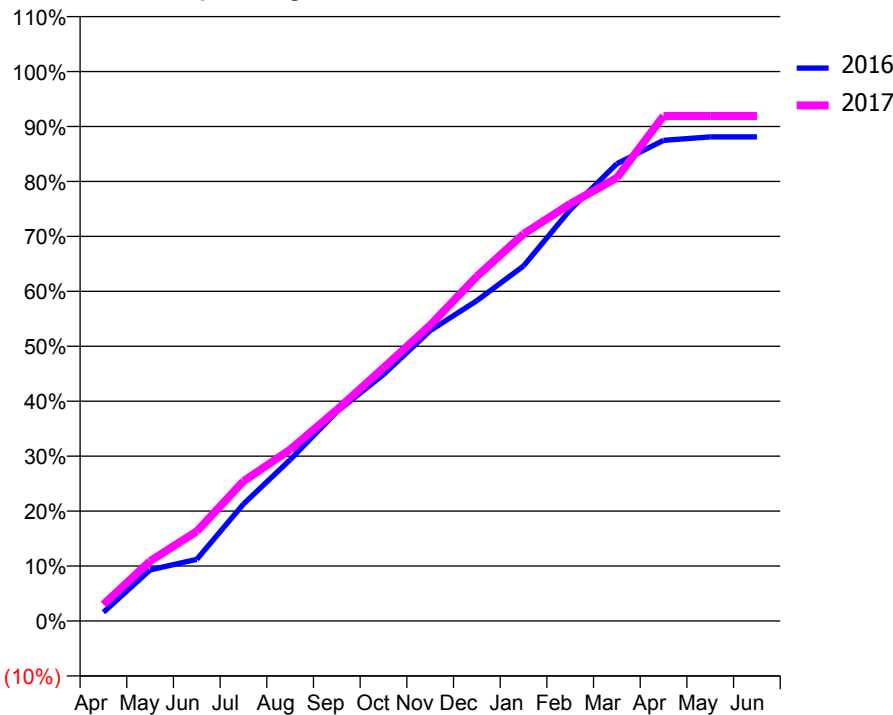
ACCESS*

Patients seen in 24 months	Total	Change since previous quarter
Quarter ending March 2016	1,389	
Quarter ending June 2016	1,408	→
Quarter ending September 2016	1,408	→
Quarter ending December 2016	1,449	↑
Quarter ending March 2017	1,406	↓
Variance since March 2016	1.2%	→



ACTIVITY

Cumulative percentage of contracted UDA delivered 2016 & 2017



Month	Adjusted Scheduled Activity (UDA)	
	2016	2017
April	76	142
May	442	518
June	532	775
July	1,011	1,208
August	1,393	1,481
September	1,810	1,824
October	2,129	2,188
November	2,508	2,556
December	2,768	2,978
January	3,068	3,345
February	3,554	3,604
March	3,951	3,830
April	4,153	4,364
May	4,183	4,364
June	4,183	4,364

QUALITY

	Quantity	Base Number	Contract	AT	Region	England
% of FP17s for the same patient ID Re-attending within 3 months - Children	37	369	10.0%	13.0%	13.3%	12.3%
% of FP17s for the same patient ID Re-attending within 3 months - Adults	452	1,745	25.9%	16.3%	17.3%	16.7%
% of FP17s for the same patient ID Re-attending between 3 & 9 months - Children	131	369	35.5%	54.5%	58.9%	57.6%
% of FP17s for the same patient ID Re-attending between 3 & 9 months - Adults	730	1,745	41.8%	50.2%	52.2%	50.1%
% of FP17s for Band 1 Urgent Courses	259	2,243	11.5%	8.8%	9.2%	9.1%
% of FP17s Relating to Free Repair or Replacements	124	2,243	5.5%	1.3%	1.0%	0.8%
% of FP17s Relating to Continuations	131	2,243	5.8%	1.7%	1.4%	1.2%
% of Patients satisfied with the dentistry they have received	6	6	N/A	92.0%	93.1%	92.8%
% of Patients satisfied with the time they had to wait for an appointment	5	6	N/A	88.8%	89.5%	88.7%

* This is based on patients treated on this contract for their most recent course of treatment. Figures in italics indicate the base number of FP17s or Patient Questionnaire responses are less than 100. N/A is shown where the base number of responses is less than 10 during the period. % is calculated as Quantity/Base number*100

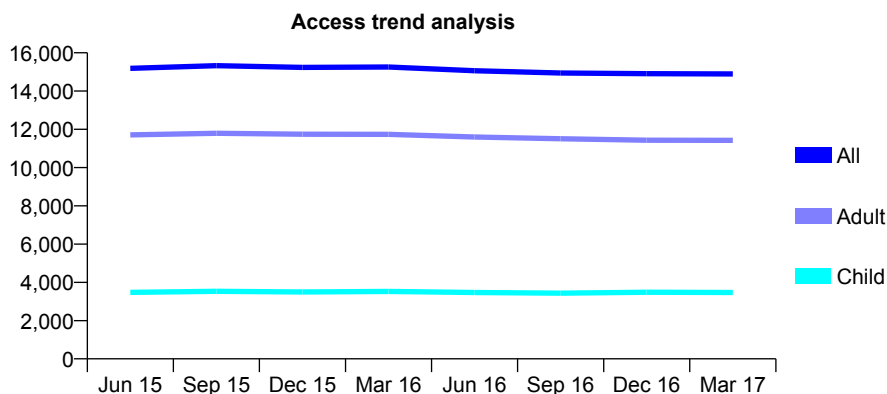
Q45 - Vital Signs At a Glance Contract Report for 921890/0001 - Year end March 2017

Name or company name	MR DC DANIELS
Contract type name	GDS Contract
Purpose of contract	General
Contract start date	01/04/2006
Contract end date	

16/17 Contracted general activity (UDA)	47,398
Carry forward general activity (UDA)	0
16/17 Contracted orthodontic activity (UOA)	0
Carry forward orthodontic activity (UOA)	0
Baseline contract value	£1,280,722.45

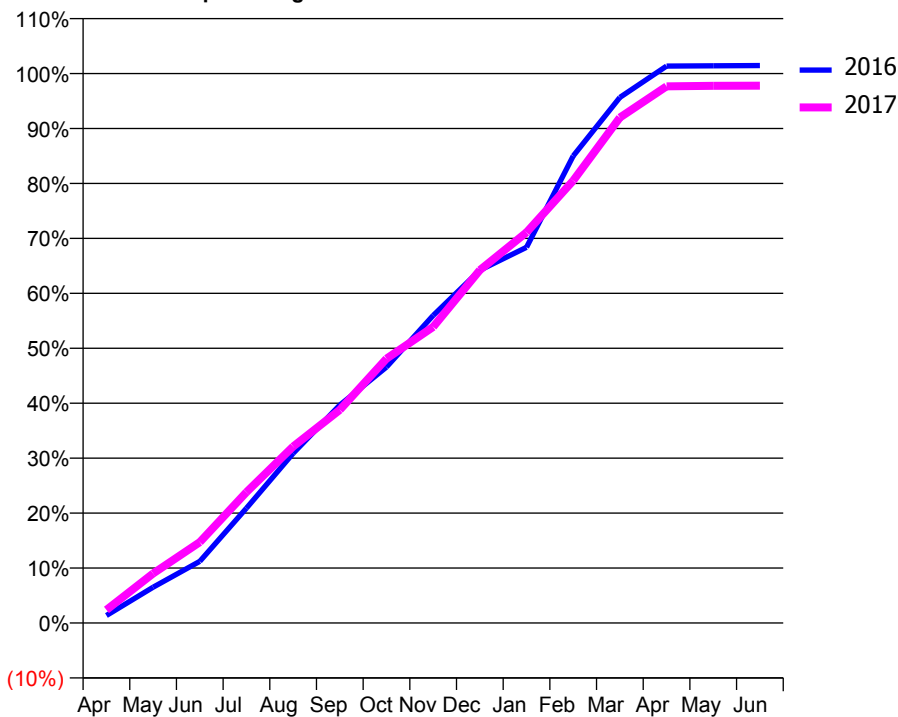
ACCESS*

Patients seen in 24 months	Total	Change since previous quarter
Quarter ending March 2016	15,258	
Quarter ending June 2016	15,065	↓
Quarter ending September 2016	14,944	→
Quarter ending December 2016	14,908	→
Quarter ending March 2017	14,892	→
Variance since March 2016	(2.4%)	↓



ACTIVITY

Cumulative percentage of contracted UDA delivered 2016 & 2017



Month	Adjusted Scheduled Activity (UDA)	
	2016	2017
April	645	1,138
May	3,091	4,268
June	5,323	6,982
July	9,907	11,287
August	14,640	15,228
September	18,801	18,386
October	22,084	22,801
November	26,526	25,538
December	30,427	30,444
January	32,402	33,690
February	40,288	38,161
March	45,335	43,600
April	48,043	46,290
May	48,065	46,337
June	48,089	46,348

QUALITY

	Quantity	Base Number	Contract	AT	Region	England
% of FP17s for the same patient ID Re-attending within 3 months - Children	436	5,213	8.4%	13.0%	13.3%	12.3%
% of FP17s for the same patient ID Re-attending within 3 months - Adults	2,572	16,378	15.7%	16.3%	17.3%	16.7%
% of FP17s for the same patient ID Re-attending between 3 & 9 months - Children	2,805	5,213	53.8%	54.5%	58.9%	57.6%
% of FP17s for the same patient ID Re-attending between 3 & 9 months - Adults	9,338	16,378	57.0%	50.2%	52.2%	50.1%
% of FP17s for Band 1 Urgent Courses	2,663	20,901	12.7%	8.8%	9.2%	9.1%
% of FP17s Relating to Free Repair or Replacements	259	20,901	1.2%	1.3%	1.0%	0.8%
% of FP17s Relating to Continuations	232	20,901	1.1%	1.7%	1.4%	1.2%
% of Patients satisfied with the dentistry they have received	29	33	87.9%	92.0%	93.1%	92.8%
% of Patients satisfied with the time they had to wait for an appointment	30	33	90.9%	88.8%	89.5%	88.7%

* This is based on patients treated on this contract for their most recent course of treatment. Figures in italics indicate the base number of FP17s or Patient Questionnaire responses are less than 100. N/A is shown where the base number of responses is less than 10 during the period. % is calculated as Quantity/Base number*100

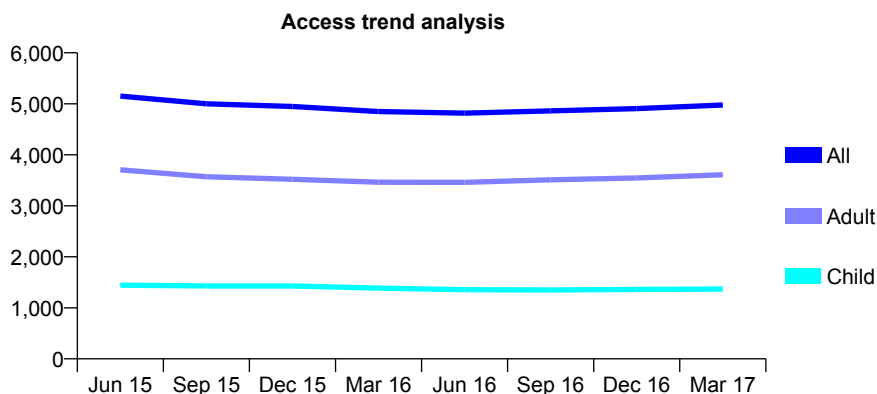
Q45 - Vital Signs At a Glance Contract Report for 930121/0001 - Year end March 2017

Name or company name	MR MA SIDDIQUI
Contract type name	GDS Contract
Purpose of contract	General
Contract start date	08/11/2012
Contract end date	

16/17 Contracted general activity (UDA)	17,392
Carry forward general activity (UDA)	18
16/17 Contracted orthodontic activity (UOA)	0
Carry forward orthodontic activity (UOA)	0
Baseline contract value	£425,656.11

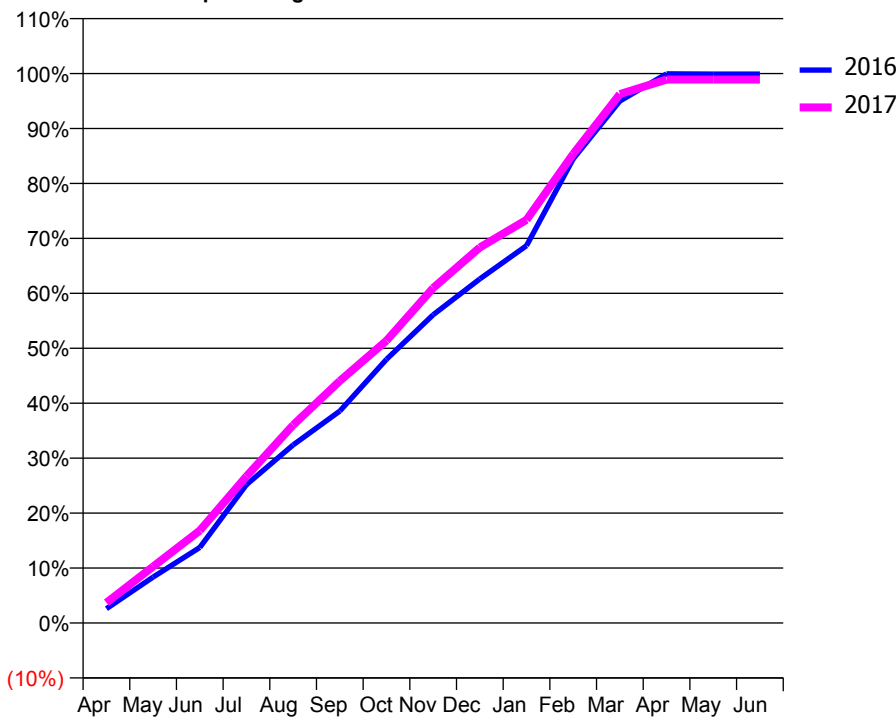
ACCESS*

Patients seen in 24 months	Total	Change since previous quarter
Quarter ending March 2016	4,848	
Quarter ending June 2016	4,817	→
Quarter ending September 2016	4,861	→
Quarter ending December 2016	4,907	→
Quarter ending March 2017	4,977	→
Variance since March 2016	2.7%	↑



ACTIVITY

Cumulative percentage of contracted UDA delivered 2016 & 2017



Adjusted Scheduled Activity (UDA)

Month	2016	2017
April	455	645
May	1,455	1,786
June	2,391	2,925
July	4,377	4,646
August	5,638	6,267
September	6,710	7,664
October	8,345	8,939
November	9,754	10,605
December	10,890	11,889
January	11,944	12,762
February	14,689	14,844
March	16,522	16,741
April	17,382	17,201
May	17,373	17,200
June	17,374	17,201

QUALITY

	Quantity	Base Number	Contract	AT	Region	England
% of FP17s for the same patient ID Re-attending within 3 months - Children	202	2,181	9.3%	13.0%	13.3%	12.3%
% of FP17s for the same patient ID Re-attending within 3 months - Adults	920	5,551	16.6%	16.3%	17.3%	16.7%
% of FP17s for the same patient ID Re-attending between 3 & 9 months - Children	1,345	2,181	61.7%	54.5%	58.9%	57.6%
% of FP17s for the same patient ID Re-attending between 3 & 9 months - Adults	3,017	5,551	54.4%	50.2%	52.2%	50.1%
% of FP17s for Band 1 Urgent Courses	698	6,828	10.2%	8.8%	9.2%	9.1%
% of FP17s Relating to Free Repair or Replacements	55	6,828	0.8%	1.3%	1.0%	0.8%
% of FP17s Relating to Continuations	47	6,828	0.7%	1.7%	1.4%	1.2%
% of Patients satisfied with the dentistry they have received	21	22	95.5%	92.0%	93.1%	92.8%
% of Patients satisfied with the time they had to wait for an appointment	20	22	90.9%	88.8%	89.5%	88.7%

* This is based on patients treated on this contract for their most recent course of treatment. Figures in italics indicate the base number of FP17s or Patient Questionnaire responses are less than 100. N/A is shown where the base number of responses is less than 10 during the period. % is calculated as Quantity/Base number*100

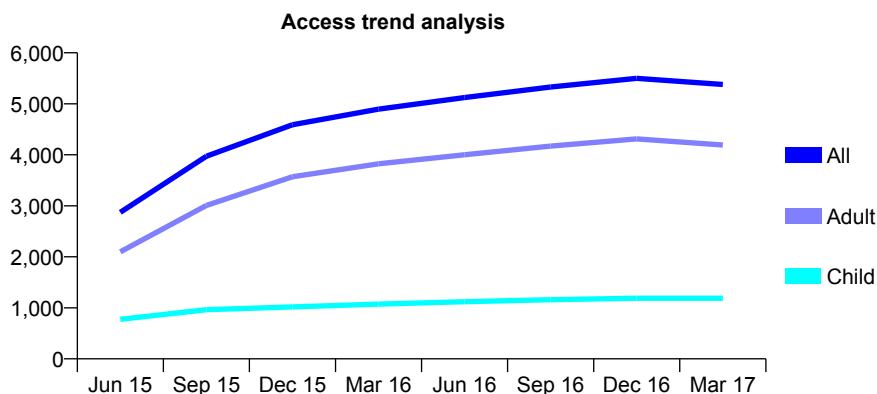
Q45 - Vital Signs At a Glance Contract Report for 984418/0001 - Year end March 2017

Name or company name	MR A NAYYAR
Contract type name	GDS Contract
Purpose of contract	General and Orthodontic
Contract start date	05/01/2015
Contract end date	

16/17 Contracted general activity (UDA)	11,406
Carry forward general activity (UDA)	0
16/17 Contracted orthodontic activity (UOA)	25
Carry forward orthodontic activity (UOA)	0
Baseline contract value	£365,714.89

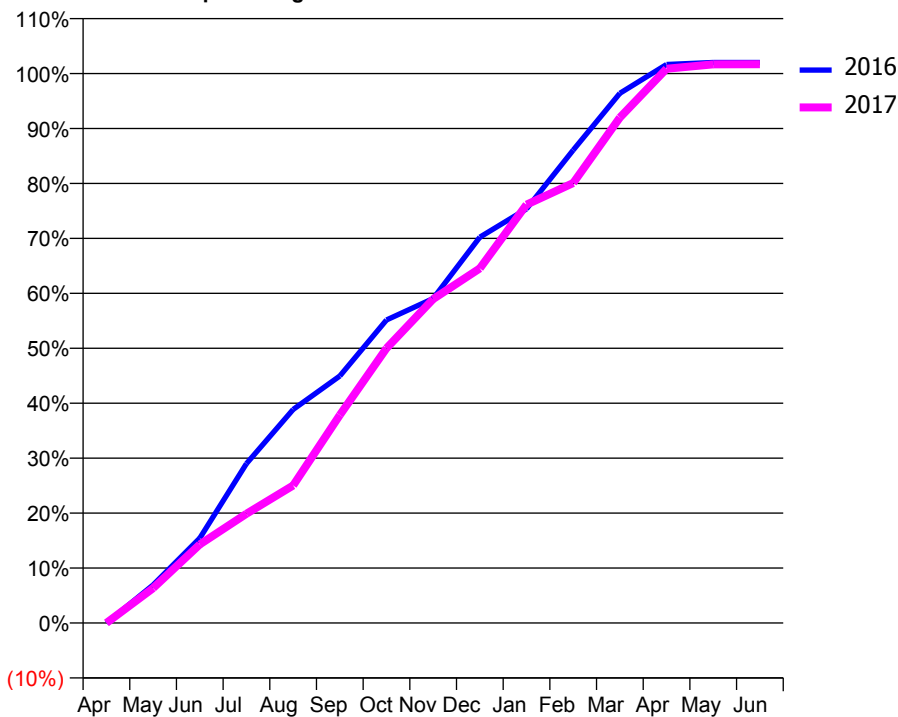
ACCESS*

Patients seen in 24 months	Total	Change since previous quarter
Quarter ending March 2016	4,896	
Quarter ending June 2016	5,123	↑
Quarter ending September 2016	5,330	↑
Quarter ending December 2016	5,499	↑
Quarter ending March 2017	5,380	↓
Variance since March 2016	9.9%	↑



ACTIVITY

Cumulative percentage of contracted UDA delivered 2016 & 2017



Month	Adjusted Scheduled Activity (UDA)	
	2016	2017
April	0	0
May	790	723
June	1,762	1,631
July	3,310	2,270
August	4,433	2,855
September	5,127	4,316
October	6,290	5,704
November	6,736	6,723
December	8,010	7,362
January	8,597	8,683
February	9,816	9,132
March	10,996	10,492
April	11,592	11,505
May	11,634	11,595
June	11,635	11,598

QUALITY

	Quantity	Base Number	Contract	AT	Region	England
% of FP17s for the same patient ID Re-attending within 3 months - Children	116	1,811	6.4%	13.0%	13.3%	12.3%
% of FP17s for the same patient ID Re-attending within 3 months - Adults	471	4,973	9.5%	16.3%	17.3%	16.7%
% of FP17s for the same patient ID Re-attending between 3 & 9 months - Children	1,217	1,811	67.2%	54.5%	58.9%	57.6%
% of FP17s for the same patient ID Re-attending between 3 & 9 months - Adults	2,081	4,973	41.8%	50.2%	52.2%	50.1%
% of FP17s for Band 1 Urgent Courses	324	6,920	4.7%	8.8%	9.2%	9.1%
% of FP17s Relating to Free Repair or Replacements	70	6,920	1.0%	1.3%	1.0%	0.8%
% of FP17s Relating to Continuations	40	6,920	0.6%	1.7%	1.4%	1.2%
% of Patients satisfied with the dentistry they have received	15	15	100.0%	92.0%	93.1%	92.8%
% of Patients satisfied with the time they had to wait for an appointment	15	15	100.0%	88.8%	89.5%	88.7%

* This is based on patients treated on this contract for their most recent course of treatment. Figures in italics indicate the base number of FP17s or Patient Questionnaire responses are less than 100. N/A is shown where the base number of responses is less than 10 during the period. % is calculated as Quantity/Base number*100