

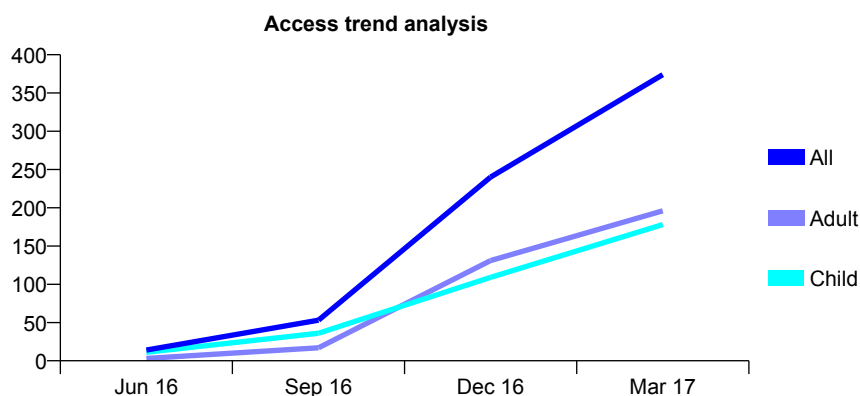
Q46 - Vital Signs At a Glance Contract Report for 100067/0000 - Year end March 2017

Name or company name	ALWHCT
Contract type name	PDS Contract
Purpose of contract	General
Contract start date	01/04/2016
Contract end date	31/03/2018

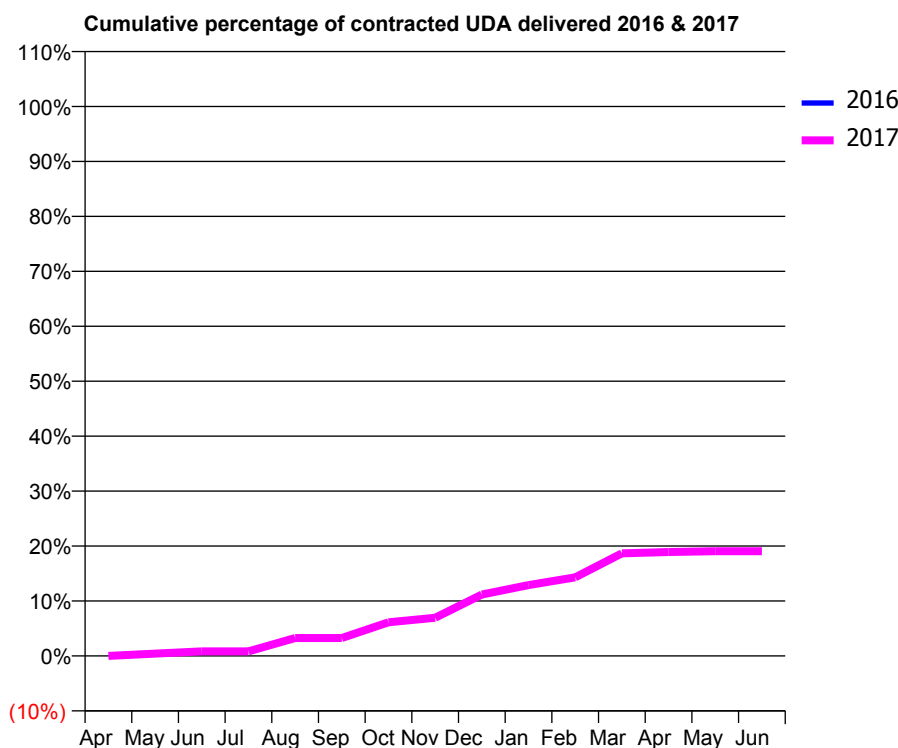
16/17 Contracted general activity (UDA)	3,900
Carry forward general activity (UDA)	0
16/17 Contracted orthodontic activity (UOA)	0
Carry forward orthodontic activity (UOA)	0
Baseline contract value	£0.00

ACCESS*

Patients seen in 24 months	Total	Change since previous quarter
Quarter ending March 2016	0	
Quarter ending June 2016	14	↑
Quarter ending September 2016	53	↑
Quarter ending December 2016	240	↑
Quarter ending March 2017	374	↑
Variance since March 2016	N/A	



ACTIVITY



Month	Adjusted Scheduled Activity (UDA)	
	2016	2017
April	0	0
May	0	17
June	0	33
July	0	33
August	0	128
September	0	128
October	0	239
November	0	271
December	0	436
January	0	503
February	0	558
March	0	728
April	0	737
May	0	743
June	0	743

QUALITY

	Quantity	Base Number	Contract	AT	Region	England
% of FP17s for the same patient ID Re-attending within 3 months - Children	11	270	4.1%	12.9%	13.3%	12.3%
% of FP17s for the same patient ID Re-attending within 3 months - Adults	9	221	4.1%	17.6%	17.3%	16.7%
% of FP17s for the same patient ID Re-attending between 3 & 9 months - Children	17	270	6.3%	56.2%	58.9%	57.6%
% of FP17s for the same patient ID Re-attending between 3 & 9 months - Adults	15	221	6.8%	49.9%	52.2%	50.1%
% of FP17s for Band 1 Urgent Courses	42	502	8.4%	10.4%	9.2%	9.1%
% of FP17s Relating to Free Repair or Replacements	0	502	0.0%	0.9%	1.0%	0.8%
% of FP17s Relating to Continuations	0	502	0.0%	1.3%	1.4%	1.2%
% of Patients satisfied with the dentistry they have received	0	0	N/A	92.1%	93.1%	92.8%
% of Patients satisfied with the time they had to wait for an appointment	0	0	N/A	88.1%	89.5%	88.7%

* This is based on patients treated on this contract for their most recent course of treatment. Figures in italics indicate the base number of FP17s or Patient Questionnaire responses are less than 100. N/A is shown where the base number of responses is less than 10 during the period. % is calculated as Quantity/Base number*100

Q46 - Vital Signs At a Glance Contract Report for 100068/0000 - Year end March 2017


Name or company name	ALWHCT
Contract type name	PDS Contract
Purpose of contract	General
Contract start date	01/04/2015
Contract end date	31/03/2018

16/17 Contracted general activity (UDA)	2,070
Carry forward general activity (UDA)	0
16/17 Contracted orthodontic activity (UOA)	0
Carry forward orthodontic activity (UOA)	0
Baseline contract value	£0.00

ACCESS*

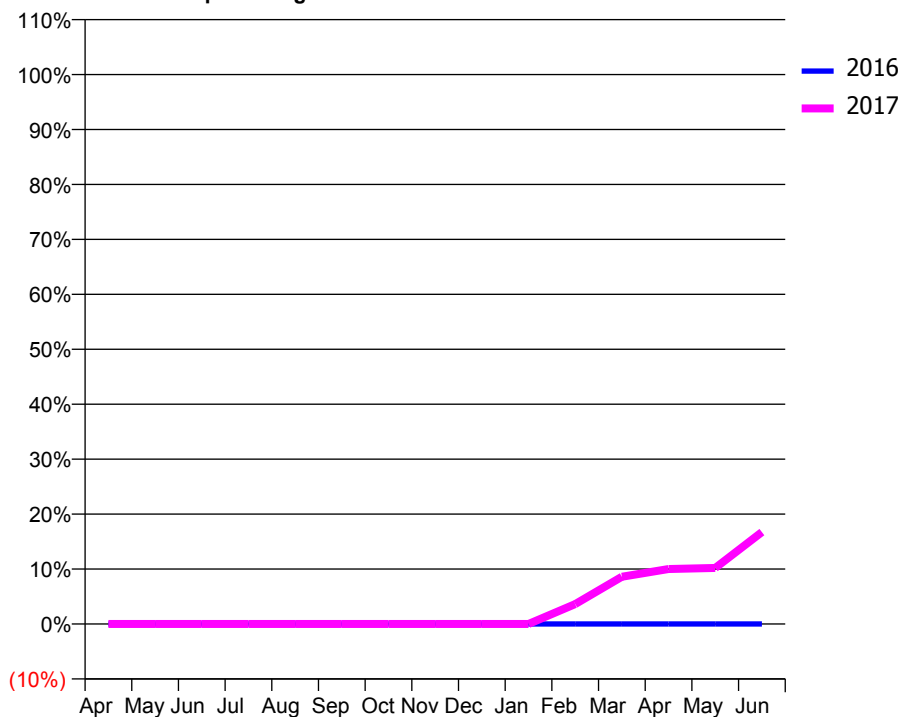
Patients seen in 24 months	Total	Change since previous quarter
Quarter ending March 2016	0	
Quarter ending June 2016	0	
Quarter ending September 2016	0	
Quarter ending December 2016	0	
Quarter ending March 2017	63	
Variance since March 2016	N/A	

Access trend analysis



ACTIVITY

Cumulative percentage of contracted UDA delivered 2016 & 2017



Month	Adjusted Scheduled Activity (UDA)	
	2016	2017
April	0	0
May	0	0
June	0	0
July	0	0
August	0	0
September	0	0
October	0	0
November	0	0
December	0	0
January	0	0
February	0	75
March	0	178
April	0	207
May	0	211
June	0	347

QUALITY

	Quantity	Base Number	Contract	AT	Region	England
% of FP17s for the same patient ID Re-attending within 3 months - Children	0	0	N/A	12.9%	13.3%	12.3%
% of FP17s for the same patient ID Re-attending within 3 months - Adults	0	69	0.0%	17.6%	17.3%	16.7%
% of FP17s for the same patient ID Re-attending between 3 & 9 months - Children	0	0	N/A	56.2%	58.9%	57.6%
% of FP17s for the same patient ID Re-attending between 3 & 9 months - Adults	0	69	0.0%	49.9%	52.2%	50.1%
% of FP17s for Band 1 Urgent Courses	13	160	8.1%	10.4%	9.2%	9.1%
% of FP17s Relating to Free Repair or Replacements	0	160	0.0%	0.9%	1.0%	0.8%
% of FP17s Relating to Continuations	0	160	0.0%	1.3%	1.4%	1.2%
% of Patients satisfied with the dentistry they have received	0	0	N/A	92.1%	93.1%	92.8%
% of Patients satisfied with the time they had to wait for an appointment	0	0	N/A	88.1%	89.5%	88.7%

* This is based on patients treated on this contract for their most recent course of treatment. Figures in italics indicate the base number of FP17s or Patient Questionnaire responses are less than 100. N/A is shown where the base number of responses is less than 10 during the period. % is calculated as Quantity/Base number*100

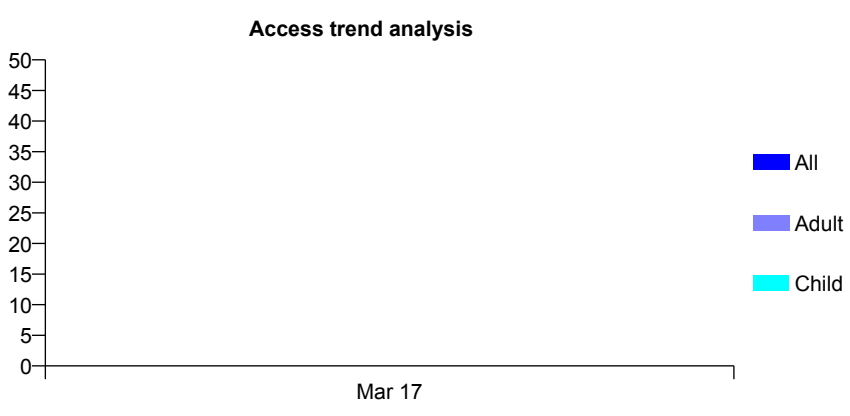
Q46 - Vital Signs At a Glance Contract Report for 100069/0000 - Year end March 2017

Name or company name	ALWHCT
Contract type name	PDS Contract
Purpose of contract	General
Contract start date	01/04/2016
Contract end date	31/03/2018

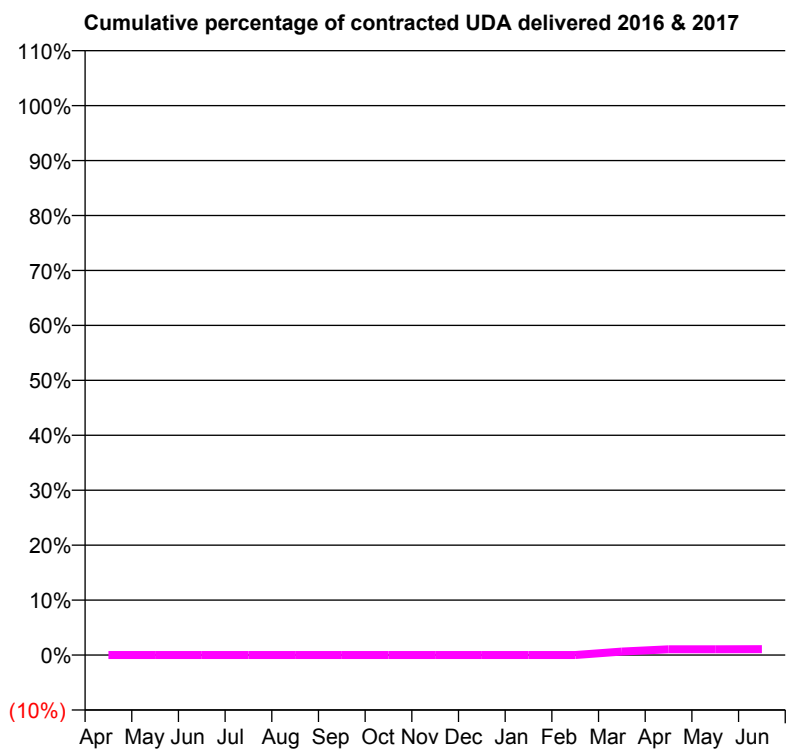
16/17 Contracted general activity (UDA)	7,000
Carry forward general activity (UDA)	0
16/17 Contracted orthodontic activity (UOA)	0
Carry forward orthodontic activity (UOA)	0
Baseline contract value	£0.00

ACCESS*

Patients seen in 24 months	Total	Change since previous quarter
Quarter ending March 2016	0	
Quarter ending June 2016	0	
Quarter ending September 2016	0	
Quarter ending December 2016	0	
Quarter ending March 2017	45	
Variance since March 2016	N/A	



ACTIVITY



Month	Adjusted Scheduled Activity (UDA)	
	2016	2017
April	0	0
May	0	0
June	0	0
July	0	0
August	0	0
September	0	0
October	0	0
November	0	0
December	0	0
January	0	0
February	0	0
March	0	45
April	0	73
May	0	73
June	0	76

QUALITY

	Quantity	Base Number	Contract	AT	Region	England
% of FP17s for the same patient ID Re-attending within 3 months - Children	0	20	0.0%	12.9%	13.3%	12.3%
% of FP17s for the same patient ID Re-attending within 3 months - Adults	0	12	0.0%	17.6%	17.3%	16.7%
% of FP17s for the same patient ID Re-attending between 3 & 9 months - Children	0	20	0.0%	56.2%	58.9%	57.6%
% of FP17s for the same patient ID Re-attending between 3 & 9 months - Adults	0	12	0.0%	49.9%	52.2%	50.1%
% of FP17s for Band 1 Urgent Courses	2	62	3.2%	10.4%	9.2%	9.1%
% of FP17s Relating to Free Repair or Replacements	0	62	0.0%	0.9%	1.0%	0.8%
% of FP17s Relating to Continuations	0	62	0.0%	1.3%	1.4%	1.2%
% of Patients satisfied with the dentistry they have received	0	0	N/A	92.1%	93.1%	92.8%
% of Patients satisfied with the time they had to wait for an appointment	0	0	N/A	88.1%	89.5%	88.7%

* This is based on patients treated on this contract for their most recent course of treatment. Figures in italics indicate the base number of FP17s or Patient Questionnaire responses are less than 100. N/A is shown where the base number of responses is less than 10 during the period. % is calculated as Quantity/Base number*100

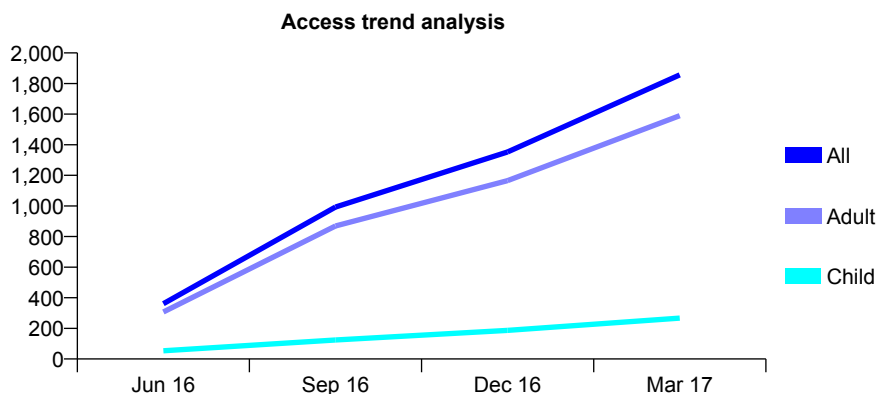
Q46 - Vital Signs At a Glance Contract Report for 100134/0000 - Year end March 2017

Name or company name	REVIVE DENTAL CARE LIMITED
Contract type name	GDS Contract
Purpose of contract	General
Contract start date	01/04/2016
Contract end date	

16/17 Contracted general activity (UDA)	4,591
Carry forward general activity (UDA)	0
16/17 Contracted orthodontic activity (UOA)	0
Carry forward orthodontic activity (UOA)	0
Baseline contract value	£251,750.00

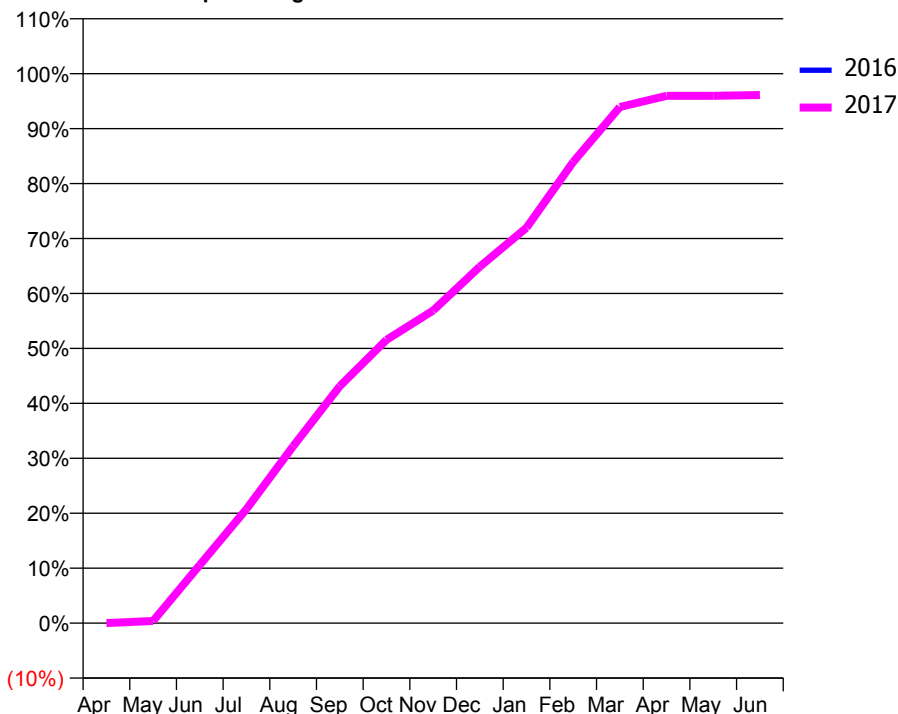
ACCESS*

Patients seen in 24 months	Total	Change since previous quarter
Quarter ending March 2016	0	
Quarter ending June 2016	361	↑
Quarter ending September 2016	993	↑
Quarter ending December 2016	1,353	↑
Quarter ending March 2017	1,857	↑
Variance since March 2016	N/A	



ACTIVITY

Cumulative percentage of contracted UDA delivered 2016 & 2017



Adjusted Scheduled Activity (UDA)

Month	2016	2017
April	0	0
May	0	18
June	0	487
July	0	953
August	0	1,478
September	0	1,980
October	0	2,367
November	0	2,612
December	0	2,979
January	0	3,304
February	0	3,853
March	0	4,312
April	0	4,405
May	0	4,405
June	0	4,413

QUALITY

	Quantity	Base Number	Contract	AT	Region	England
% of FP17s for the same patient ID Re-attending within 3 months - Children	12	544	2.2%	12.9%	13.3%	12.3%
% of FP17s for the same patient ID Re-attending within 3 months - Adults	94	2,910	3.2%	17.6%	17.3%	16.7%
% of FP17s for the same patient ID Re-attending between 3 & 9 months - Children	1	544	0.2%	56.2%	58.9%	57.6%
% of FP17s for the same patient ID Re-attending between 3 & 9 months - Adults	9	2,910	0.3%	49.9%	52.2%	50.1%
% of FP17s for Band 1 Urgent Courses	3,443	3,538	97.3%	10.4%	9.2%	9.1%
% of FP17s Relating to Free Repair or Replacements	1	3,538	0.0%	0.9%	1.0%	0.8%
% of FP17s Relating to Continuations	0	3,538	0.0%	1.3%	1.4%	1.2%
% of Patients satisfied with the dentistry they have received	1	1	N/A	92.1%	93.1%	92.8%
% of Patients satisfied with the time they had to wait for an appointment	1	1	N/A	88.1%	89.5%	88.7%

* This is based on patients treated on this contract for their most recent course of treatment. Figures in italics indicate the base number of FP17s or Patient Questionnaire responses are less than 100. N/A is shown where the base number of responses is less than 10 during the period. % is calculated as Quantity/Base number*100

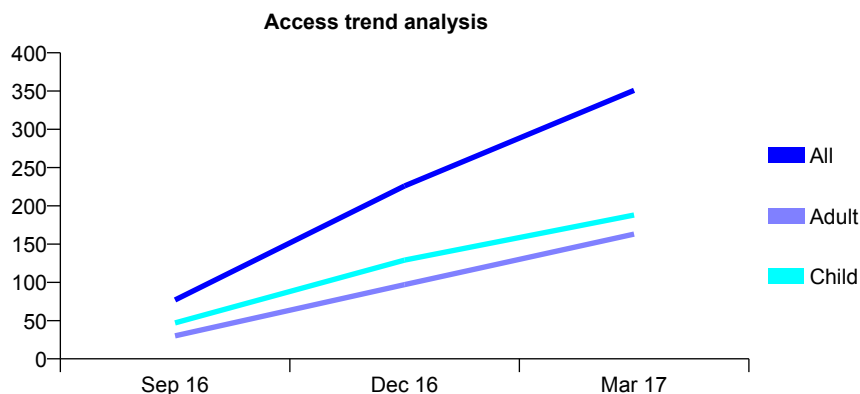
Q46 - Vital Signs At a Glance Contract Report for 100137/0000 - Year end March 2017

Name or company name	ALWHCT
Contract type name	PDS Contract
Purpose of contract	General
Contract start date	01/04/2016
Contract end date	31/03/2018

16/17 Contracted general activity (UDA)	3,967
Carry forward general activity (UDA)	0
16/17 Contracted orthodontic activity (UOA)	0
Carry forward orthodontic activity (UOA)	0
Baseline contract value	£3.03

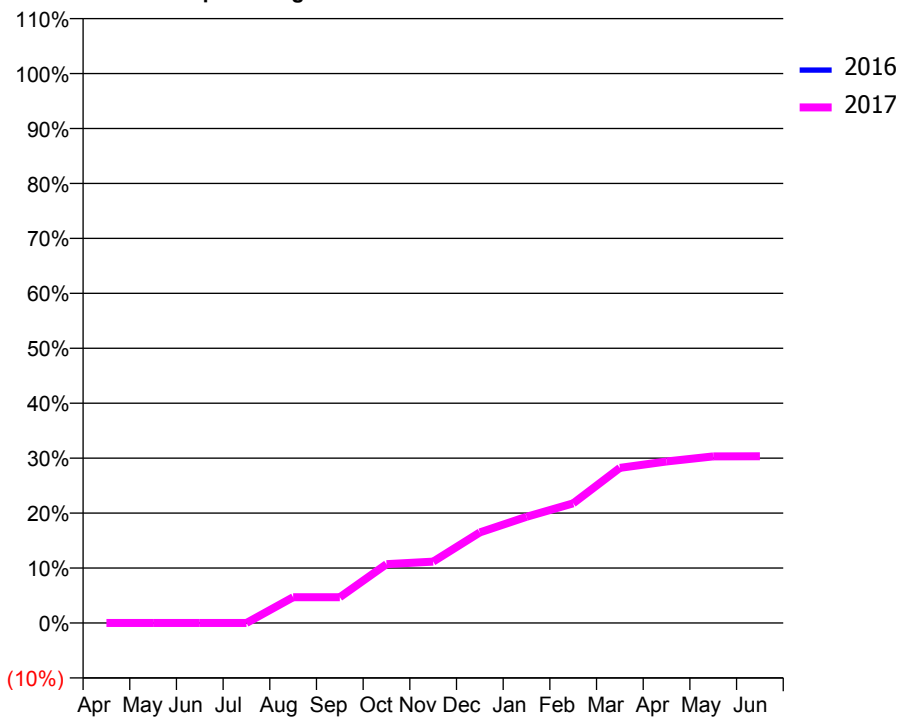
ACCESS*

Patients seen in 24 months	Total	Change since previous quarter
Quarter ending March 2016	0	
Quarter ending June 2016	0	
Quarter ending September 2016	77	↑
Quarter ending December 2016	226	↑
Quarter ending March 2017	351	↑
Variance since March 2016	N/A	



ACTIVITY

Cumulative percentage of contracted UDA delivered 2016 & 2017



Adjusted Scheduled Activity (UDA)

Month	2016	2017
April	0	0
May	0	0
June	0	0
July	0	0
August	0	186
September	0	186
October	0	425
November	0	443
December	0	655
January	0	766
February	0	864
March	0	1,120
April	0	1,166
May	0	1,203
June	0	1,204

QUALITY

	Quantity	Base Number	Contract	AT	Region	England
% of FP17s for the same patient ID Re-attending within 3 months - Children	7	327	2.1%	12.9%	13.3%	12.3%
% of FP17s for the same patient ID Re-attending within 3 months - Adults	14	193	7.3%	17.6%	17.3%	16.7%
% of FP17s for the same patient ID Re-attending between 3 & 9 months - Children	21	327	6.4%	56.2%	58.9%	57.6%
% of FP17s for the same patient ID Re-attending between 3 & 9 months - Adults	15	193	7.8%	49.9%	52.2%	50.1%
% of FP17s for Band 1 Urgent Courses	25	554	4.5%	10.4%	9.2%	9.1%
% of FP17s Relating to Free Repair or Replacements	0	554	0.0%	0.9%	1.0%	0.8%
% of FP17s Relating to Continuations	2	554	0.4%	1.3%	1.4%	1.2%
% of Patients satisfied with the dentistry they have received	0	0	N/A	92.1%	93.1%	92.8%
% of Patients satisfied with the time they had to wait for an appointment	0	0	N/A	88.1%	89.5%	88.7%

* This is based on patients treated on this contract for their most recent course of treatment. Figures in italics indicate the base number of FP17s or Patient Questionnaire responses are less than 100. N/A is shown where the base number of responses is less than 10 during the period. % is calculated as Quantity/Base number*100

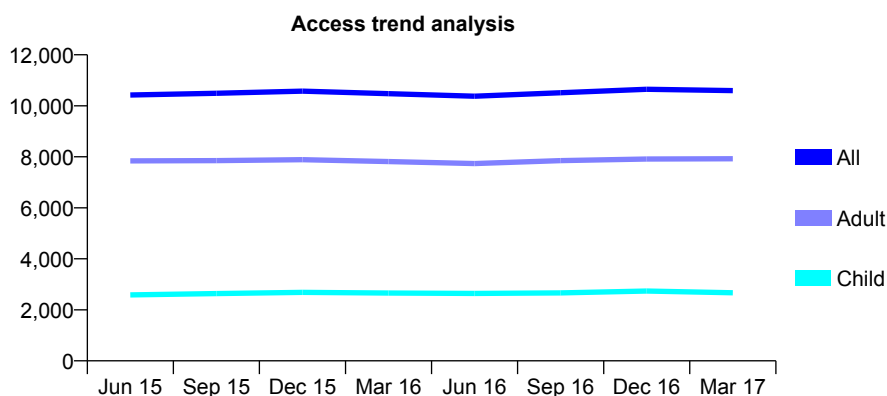
Q46 - Vital Signs At a Glance Contract Report for 101281/0068 - Year end March 2017

Name or company name	OASIS DENTAL CARE LTD
Contract type name	GDS Contract
Purpose of contract	General
Contract start date	01/04/2006
Contract end date	

16/17 Contracted general activity (UDA)	34,022
Carry forward general activity (UDA)	-201
16/17 Contracted orthodontic activity (UOA)	0
Carry forward orthodontic activity (UOA)	0
Baseline contract value	£841,281.51

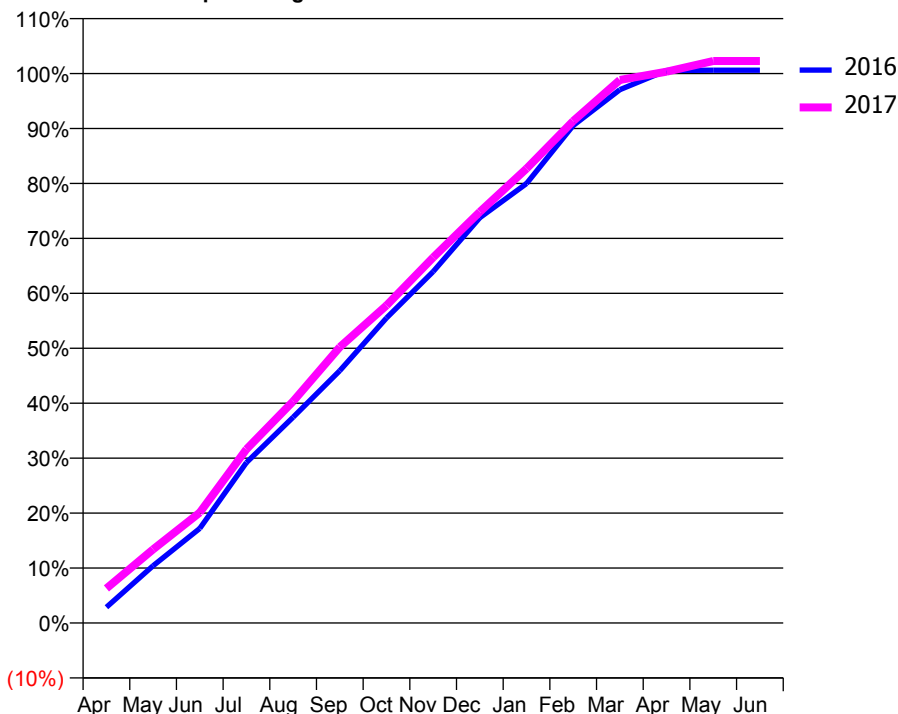
ACCESS*

Patients seen in 24 months	Total	Change since previous quarter
Quarter ending March 2016	10,476	
Quarter ending June 2016	10,379	→
Quarter ending September 2016	10,515	→
Quarter ending December 2016	10,647	→
Quarter ending March 2017	10,595	→
Variance since March 2016	1.1%	→



ACTIVITY

Cumulative percentage of contracted UDA delivered 2016 & 2017



Month	Adjusted Scheduled Activity (UDA)	
	2016	2017
April	981	2,141
May	3,542	4,559
June	5,860	6,838
July	9,939	10,762
August	12,740	13,727
September	15,629	17,090
October	18,883	19,660
November	21,761	22,637
December	25,094	25,460
January	27,211	28,133
February	30,801	31,077
March	33,024	33,621
April	34,212	34,132
May	34,222	34,797
June	34,223	34,799

QUALITY

	Quantity	Base Number	Contract	AT	Region	England
% of FP17s for the same patient ID Re-attending within 3 months - Children	588	4,783	12.3%	12.9%	13.3%	12.3%
% of FP17s for the same patient ID Re-attending within 3 months - Adults	1,975	12,376	16.0%	17.6%	17.3%	16.7%
% of FP17s for the same patient ID Re-attending between 3 & 9 months - Children	2,924	4,783	61.1%	56.2%	58.9%	57.6%
% of FP17s for the same patient ID Re-attending between 3 & 9 months - Adults	6,921	12,376	55.9%	49.9%	52.2%	50.1%
% of FP17s for Band 1 Urgent Courses	1,181	17,256	6.8%	10.4%	9.2%	9.1%
% of FP17s Relating to Free Repair or Replacements	188	17,256	1.1%	0.9%	1.0%	0.8%
% of FP17s Relating to Continuations	423	17,256	2.5%	1.3%	1.4%	1.2%
% of Patients satisfied with the dentistry they have received	25	25	100.0%	92.1%	93.1%	92.8%
% of Patients satisfied with the time they had to wait for an appointment	21	25	84.0%	88.1%	89.5%	88.7%

* This is based on patients treated on this contract for their most recent course of treatment. Figures in italics indicate the base number of FP17s or Patient Questionnaire responses are less than 100. N/A is shown where the base number of responses is less than 10 during the period. % is calculated as Quantity/Base number*100

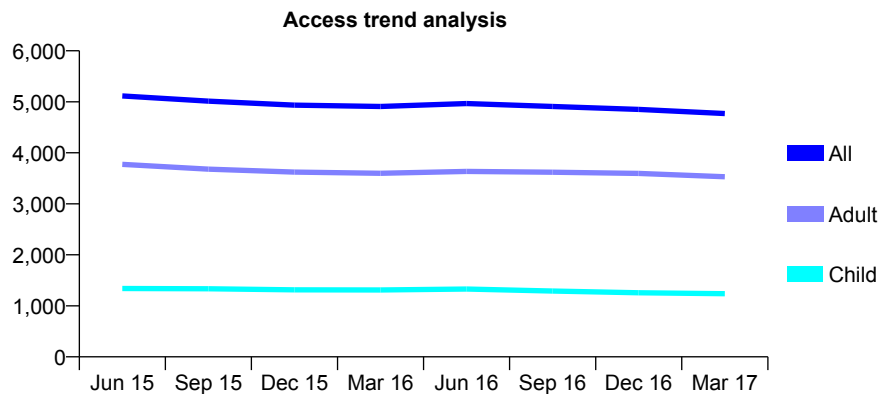
Q46 - Vital Signs At a Glance Contract Report for 101281/0084 - Year end March 2017

Name or company name	OASIS DENTAL CARE LTD
Contract type name	GDS Contract
Purpose of contract	General
Contract start date	01/04/2006
Contract end date	

16/17 Contracted general activity (UDA)	18,625
Carry forward general activity (UDA)	-372
16/17 Contracted orthodontic activity (UOA)	0
Carry forward orthodontic activity (UOA)	0
Baseline contract value	£505,028.17

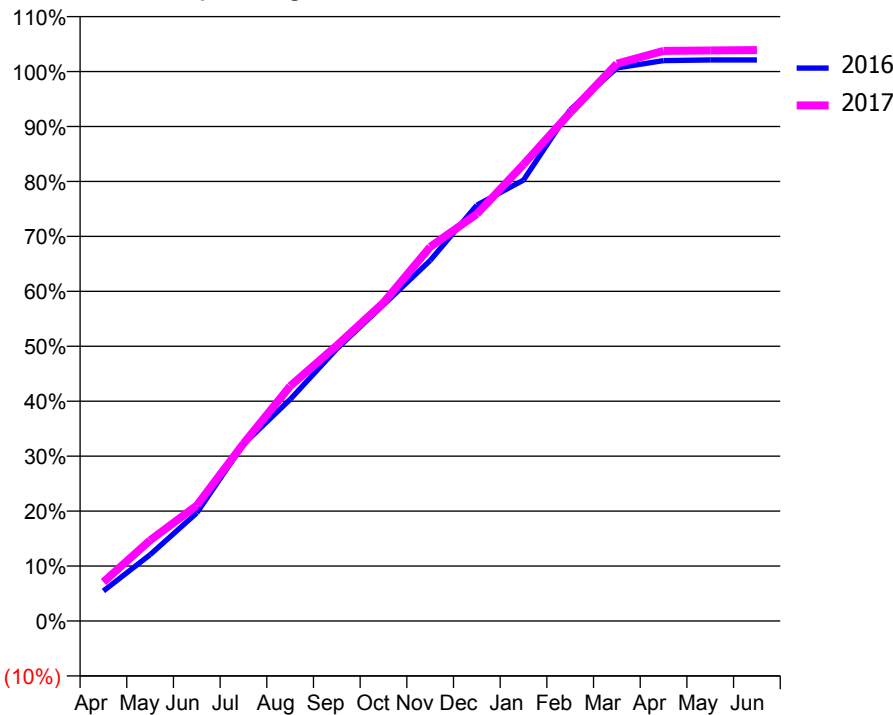
ACCESS*

Patients seen in 24 months	Total	Change since previous quarter
Quarter ending March 2016	4,908	
Quarter ending June 2016	4,965	→
Quarter ending September 2016	4,909	↓
Quarter ending December 2016	4,852	↓
Quarter ending March 2017	4,771	↓
Variance since March 2016	(2.8%)	↓



ACTIVITY

Cumulative percentage of contracted UDA delivered 2016 & 2017



Month	Adjusted Scheduled Activity (UDA)	
	2016	2017
April	1,019	1,320
May	2,250	2,735
June	3,665	3,918
July	5,989	6,013
August	7,511	7,961
September	9,225	9,340
October	10,718	10,789
November	12,220	12,681
December	14,094	13,796
January	14,945	15,478
February	17,327	17,231
March	18,747	18,892
April	18,996	19,324
May	19,016	19,338
June	19,016	19,353

QUALITY

	Quantity	Base Number	Contract	AT	Region	England
% of FP17s for the same patient ID Re-attending within 3 months - Children	449	2,503	17.9%	12.9%	13.3%	12.3%
% of FP17s for the same patient ID Re-attending within 3 months - Adults	837	5,339	15.7%	17.6%	17.3%	16.7%
% of FP17s for the same patient ID Re-attending between 3 & 9 months - Children	1,571	2,503	62.8%	56.2%	58.9%	57.6%
% of FP17s for the same patient ID Re-attending between 3 & 9 months - Adults	2,865	5,339	53.7%	49.9%	52.2%	50.1%
% of FP17s for Band 1 Urgent Courses	342	7,868	4.3%	10.4%	9.2%	9.1%
% of FP17s Relating to Free Repair or Replacements	52	7,868	0.7%	0.9%	1.0%	0.8%
% of FP17s Relating to Continuations	266	7,868	3.4%	1.3%	1.4%	1.2%
% of Patients satisfied with the dentistry they have received	4	4	N/A	92.1%	93.1%	92.8%
% of Patients satisfied with the time they had to wait for an appointment	3	4	N/A	88.1%	89.5%	88.7%

* This is based on patients treated on this contract for their most recent course of treatment. Figures in italics indicate the base number of FP17s or Patient Questionnaire responses are less than 100. N/A is shown where the base number of responses is less than 10 during the period. % is calculated as Quantity/Base number*100

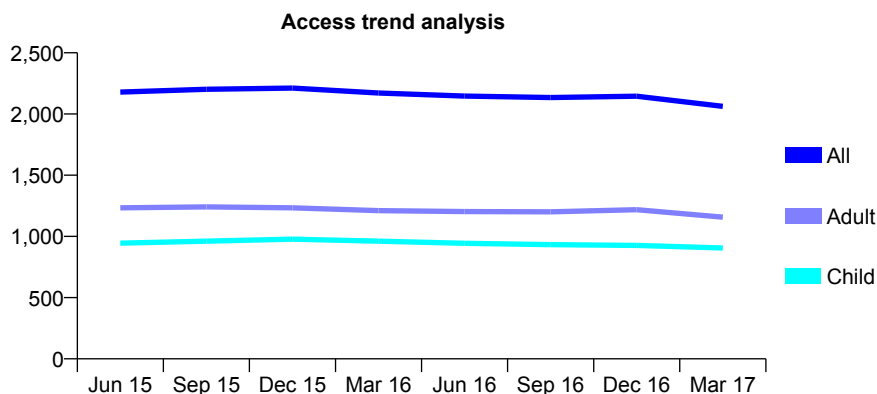
Q46 - Vital Signs At a Glance Contract Report for 101281/0087 - Year end March 2017

Name or company name	OASIS DENTAL CARE LTD
Contract type name	GDS Contract
Purpose of contract	General
Contract start date	01/04/2006
Contract end date	

16/17 Contracted general activity (UDA)	5,197
Carry forward general activity (UDA)	-104
16/17 Contracted orthodontic activity (UOA)	0
Carry forward orthodontic activity (UOA)	0
Baseline contract value	£112,818.68

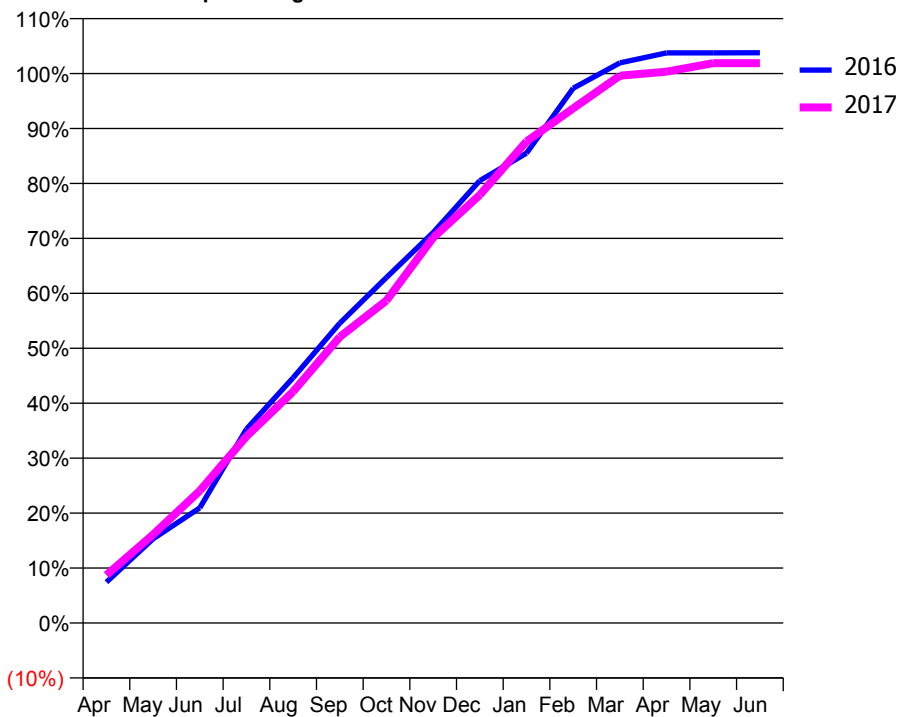
ACCESS*

Patients seen in 24 months	Total	Change since previous quarter
Quarter ending March 2016	2,172	
Quarter ending June 2016	2,147	↓
Quarter ending September 2016	2,134	→
Quarter ending December 2016	2,145	→
Quarter ending March 2017	2,063	↓
Variance since March 2016	(5.0%)	↓



ACTIVITY

Cumulative percentage of contracted UDA delivered 2016 & 2017



Month	Adjusted Scheduled Activity (UDA)	
	2016	2017
April	387	453
May	796	837
June	1,089	1,250
July	1,834	1,764
August	2,320	2,189
September	2,836	2,706
October	3,269	3,050
November	3,693	3,644
December	4,184	4,049
January	4,443	4,555
February	5,058	4,867
March	5,297	5,177
April	5,392	5,214
May	5,392	5,295
June	5,393	5,295

QUALITY

	Quantity	Base Number	Contract	AT	Region	England
% of FP17s for the same patient ID Re-attending within 3 months - Children	101	1,397	7.2%	12.9%	13.3%	12.3%
% of FP17s for the same patient ID Re-attending within 3 months - Adults	337	1,741	19.4%	17.6%	17.3%	16.7%
% of FP17s for the same patient ID Re-attending between 3 & 9 months - Children	948	1,397	67.9%	56.2%	58.9%	57.6%
% of FP17s for the same patient ID Re-attending between 3 & 9 months - Adults	1,007	1,741	57.8%	49.9%	52.2%	50.1%
% of FP17s for Band 1 Urgent Courses	60	3,136	1.9%	10.4%	9.2%	9.1%
% of FP17s Relating to Free Repair or Replacements	22	3,136	0.7%	0.9%	1.0%	0.8%
% of FP17s Relating to Continuations	185	3,136	5.9%	1.3%	1.4%	1.2%
% of Patients satisfied with the dentistry they have received	2	2	N/A	92.1%	93.1%	92.8%
% of Patients satisfied with the time they had to wait for an appointment	2	2	N/A	88.1%	89.5%	88.7%

* This is based on patients treated on this contract for their most recent course of treatment. Figures in italics indicate the base number of FP17s or Patient Questionnaire responses are less than 100. N/A is shown where the base number of responses is less than 10 during the period. % is calculated as Quantity/Base number*100

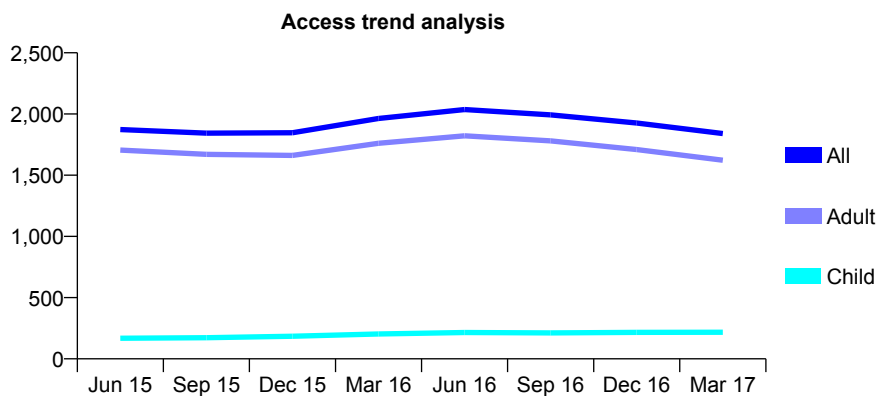
Q46 - Vital Signs At a Glance Contract Report for 101281/0113 - Year end March 2017

Name or company name	OASIS DENTAL CARE LTD
Contract type name	GDS Contract
Purpose of contract	General
Contract start date	01/04/2006
Contract end date	

16/17 Contracted general activity (UDA)	5,042
Carry forward general activity (UDA)	36
16/17 Contracted orthodontic activity (UOA)	0
Carry forward orthodontic activity (UOA)	0
Baseline contract value	£122,039.61

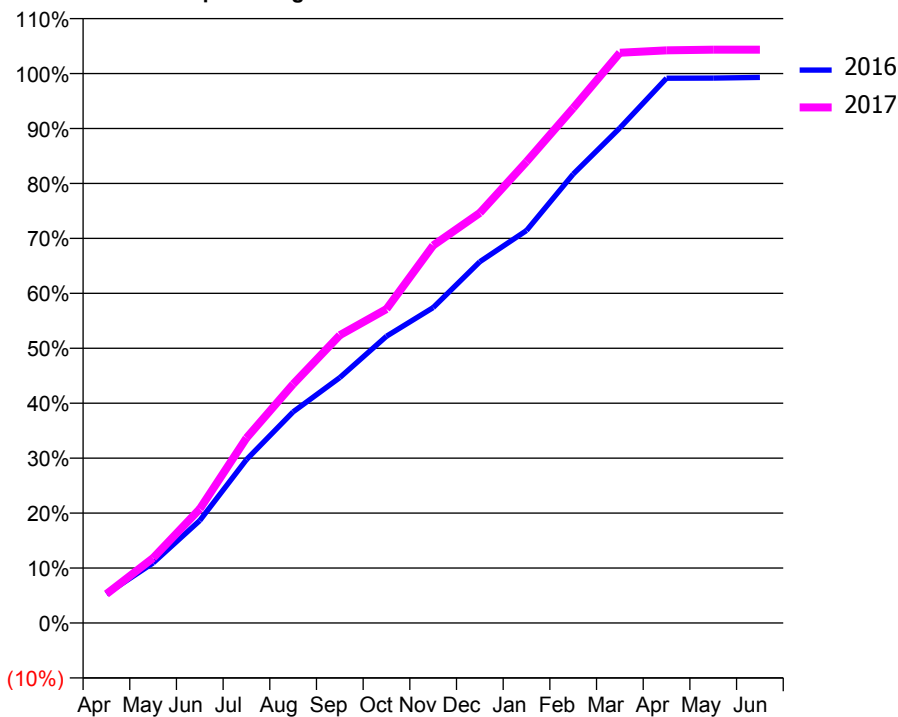
ACCESS*

Patients seen in 24 months	Total	Change since previous quarter
Quarter ending March 2016	1,964	
Quarter ending June 2016	2,037	↑
Quarter ending September 2016	1,993	↓
Quarter ending December 2016	1,926	↓
Quarter ending March 2017	1,840	↓
Variance since March 2016	(6.3%)	↓



ACTIVITY

Cumulative percentage of contracted UDA delivered 2016 & 2017



Month	Adjusted Scheduled Activity (UDA)	
	2016	2017
April	266	266
May	551	596
June	941	1,047
July	1,499	1,697
August	1,937	2,192
September	2,252	2,641
October	2,631	2,881
November	2,895	3,465
December	3,315	3,763
January	3,602	4,232
February	4,119	4,725
March	4,543	5,233
April	4,998	5,255
May	5,000	5,261
June	5,006	5,261

QUALITY

	Quantity	Base Number	Contract	AT	Region	England
% of FP17s for the same patient ID Re-attending within 3 months - Children	24	337	7.1%	12.9%	13.3%	12.3%
% of FP17s for the same patient ID Re-attending within 3 months - Adults	239	2,275	10.5%	17.6%	17.3%	16.7%
% of FP17s for the same patient ID Re-attending between 3 & 9 months - Children	186	337	55.2%	56.2%	58.9%	57.6%
% of FP17s for the same patient ID Re-attending between 3 & 9 months - Adults	1,286	2,275	56.5%	49.9%	52.2%	50.1%
% of FP17s for Band 1 Urgent Courses	123	2,435	5.1%	10.4%	9.2%	9.1%
% of FP17s Relating to Free Repair or Replacements	49	2,435	2.0%	0.9%	1.0%	0.8%
% of FP17s Relating to Continuations	4	2,435	0.2%	1.3%	1.4%	1.2%
% of Patients satisfied with the dentistry they have received	2	2	N/A	92.1%	93.1%	92.8%
% of Patients satisfied with the time they had to wait for an appointment	2	2	N/A	88.1%	89.5%	88.7%

* This is based on patients treated on this contract for their most recent course of treatment. Figures in italics indicate the base number of FP17s or Patient Questionnaire responses are less than 100. N/A is shown where the base number of responses is less than 10 during the period. % is calculated as Quantity/Base number*100

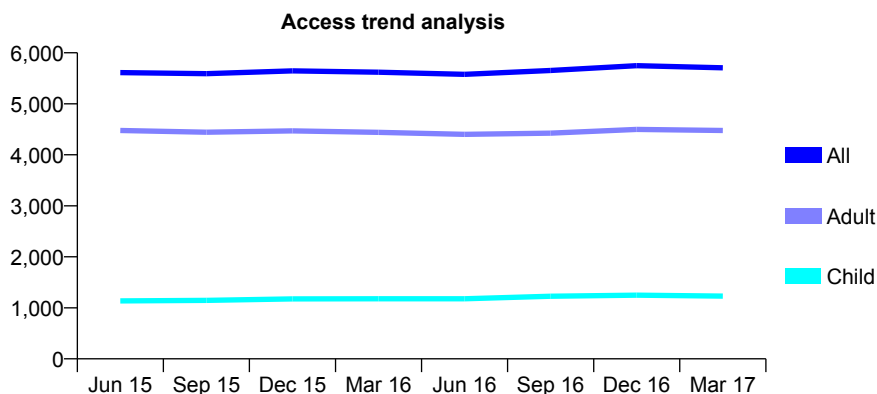
Q46 - Vital Signs At a Glance Contract Report for 101281/0141 - Year end March 2017

Name or company name	OASIS DENTAL CARE LTD
Contract type name	GDS Contract
Purpose of contract	General
Contract start date	01/04/2006
Contract end date	

16/17 Contracted general activity (UDA)	20,662
Carry forward general activity (UDA)	-129
16/17 Contracted orthodontic activity (UOA)	0
Carry forward orthodontic activity (UOA)	0
Baseline contract value	£532,443.77

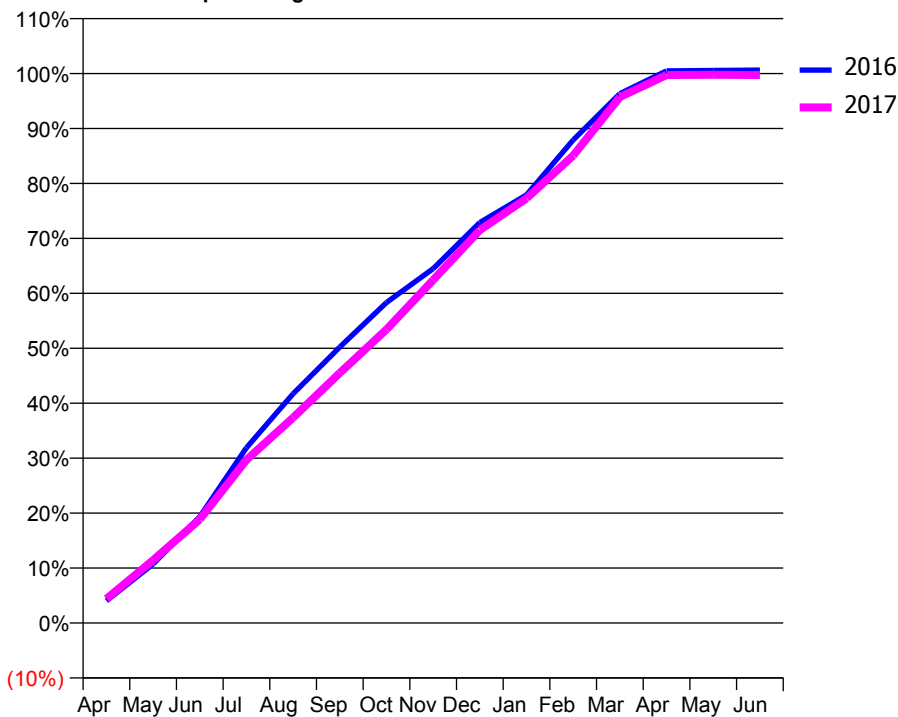
ACCESS*

Patients seen in 24 months	Total	Change since previous quarter
Quarter ending March 2016	5,620	
Quarter ending June 2016	5,578	→
Quarter ending September 2016	5,654	→
Quarter ending December 2016	5,748	→
Quarter ending March 2017	5,707	→
Variance since March 2016	1.5%	→



ACTIVITY

Cumulative percentage of contracted UDA delivered 2016 & 2017



Month	Adjusted Scheduled Activity (UDA)	
	2016	2017
April	834	912
May	2,220	2,364
June	3,999	3,899
July	6,593	6,136
August	8,622	7,723
September	10,375	9,404
October	12,050	11,037
November	13,326	12,896
December	15,061	14,772
January	16,096	15,965
February	18,164	17,574
March	19,905	19,779
April	20,760	20,603
May	20,775	20,614
June	20,791	20,606

QUALITY

	Quantity	Base Number	Contract	AT	Region	England
% of FP17s for the same patient ID Re-attending within 3 months - Children	207	1,977	10.5%	12.9%	13.3%	12.3%
% of FP17s for the same patient ID Re-attending within 3 months - Adults	1,234	6,752	18.3%	17.6%	17.3%	16.7%
% of FP17s for the same patient ID Re-attending between 3 & 9 months - Children	1,074	1,977	54.3%	56.2%	58.9%	57.6%
% of FP17s for the same patient ID Re-attending between 3 & 9 months - Adults	3,082	6,752	45.6%	49.9%	52.2%	50.1%
% of FP17s for Band 1 Urgent Courses	1,262	8,689	14.5%	10.4%	9.2%	9.1%
% of FP17s Relating to Free Repair or Replacements	98	8,689	1.1%	0.9%	1.0%	0.8%
% of FP17s Relating to Continuations	51	8,689	0.6%	1.3%	1.4%	1.2%
% of Patients satisfied with the dentistry they have received	9	11	81.8%	92.1%	93.1%	92.8%
% of Patients satisfied with the time they had to wait for an appointment	7	11	63.6%	88.1%	89.5%	88.7%

* This is based on patients treated on this contract for their most recent course of treatment. Figures in italics indicate the base number of FP17s or Patient Questionnaire responses are less than 100. N/A is shown where the base number of responses is less than 10 during the period. % is calculated as Quantity/Base number*100

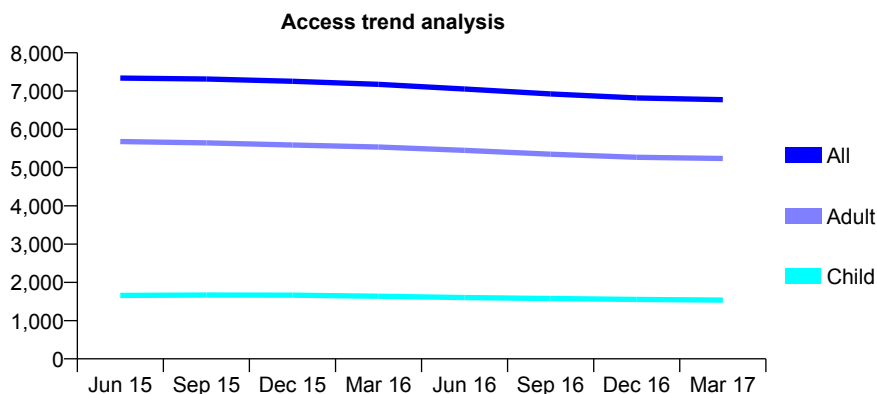
Q46 - Vital Signs At a Glance Contract Report for 101281/0158 - Year end March 2017

Name or company name	OASIS DENTAL CARE LTD
Contract type name	GDS Contract
Purpose of contract	General
Contract start date	23/05/2006
Contract end date	

16/17 Contracted general activity (UDA)	23,000
Carry forward general activity (UDA)	-350
16/17 Contracted orthodontic activity (UOA)	0
Carry forward orthodontic activity (UOA)	0
Baseline contract value	£562,286.84

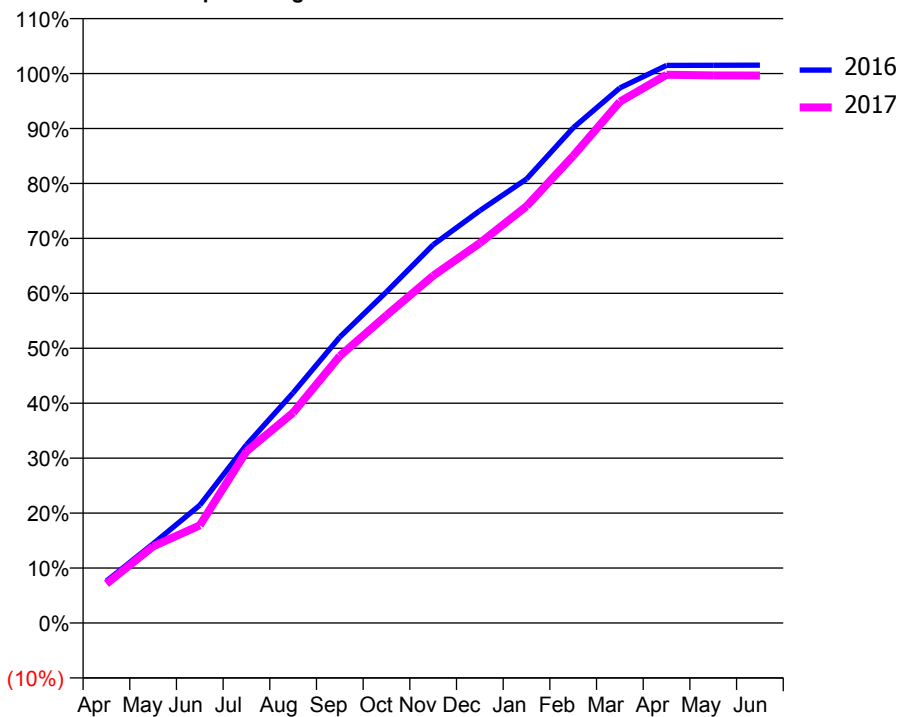
ACCESS*

Patients seen in 24 months	Total	Change since previous quarter
Quarter ending March 2016	7,175	
Quarter ending June 2016	7,052	↓
Quarter ending September 2016	6,926	↓
Quarter ending December 2016	6,821	↓
Quarter ending March 2017	6,773	→
Variance since March 2016	(5.6%)	↓



ACTIVITY

Cumulative percentage of contracted UDA delivered 2016 & 2017



Month	Adjusted Scheduled Activity (UDA)	
	2016	2017
April	1,765	1,643
May	3,339	3,206
June	4,962	4,088
July	7,509	7,185
August	9,702	8,803
September	12,048	11,174
October	13,953	12,877
November	15,936	14,536
December	17,374	15,904
January	18,703	17,444
February	20,860	19,554
March	22,542	21,821
April	23,491	22,946
May	23,499	22,919
June	23,500	22,915

QUALITY

	Quantity	Base Number	Contract	AT	Region	England
% of FP17s for the same patient ID Re-attending within 3 months - Children	329	2,886	11.4%	12.9%	13.3%	12.3%
% of FP17s for the same patient ID Re-attending within 3 months - Adults	1,513	9,019	16.8%	17.6%	17.3%	16.7%
% of FP17s for the same patient ID Re-attending between 3 & 9 months - Children	1,980	2,886	68.6%	56.2%	58.9%	57.6%
% of FP17s for the same patient ID Re-attending between 3 & 9 months - Adults	5,875	9,019	65.1%	49.9%	52.2%	50.1%
% of FP17s for Band 1 Urgent Courses	903	11,914	7.6%	10.4%	9.2%	9.1%
% of FP17s Relating to Free Repair or Replacements	135	11,914	1.1%	0.9%	1.0%	0.8%
% of FP17s Relating to Continuations	123	11,914	1.0%	1.3%	1.4%	1.2%
% of Patients satisfied with the dentistry they have received	7	8	N/A	92.1%	93.1%	92.8%
% of Patients satisfied with the time they had to wait for an appointment	8	8	N/A	88.1%	89.5%	88.7%

* This is based on patients treated on this contract for their most recent course of treatment. Figures in italics indicate the base number of FP17s or Patient Questionnaire responses are less than 100. N/A is shown where the base number of responses is less than 10 during the period. % is calculated as Quantity/Base number*100

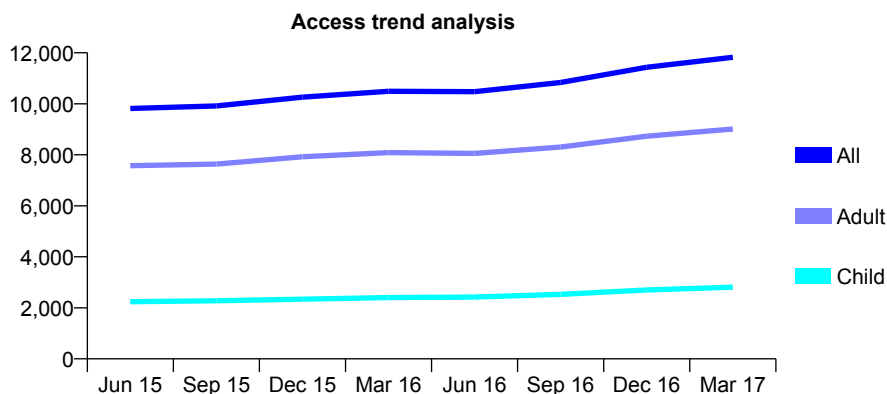
Q46 - Vital Signs At a Glance Contract Report for 101281/0175 - Year end March 2017

Name or company name	OASIS DENTAL CARE LTD
Contract type name	Pilot Contract
Purpose of contract	General
Contract start date	16/11/2007
Contract end date	

16/17 Contracted general activity (UDA)	40,744
Carry forward general activity (UDA)	0
16/17 Contracted orthodontic activity (UOA)	0
Carry forward orthodontic activity (UOA)	0
Baseline contract value	£1,006,978.61

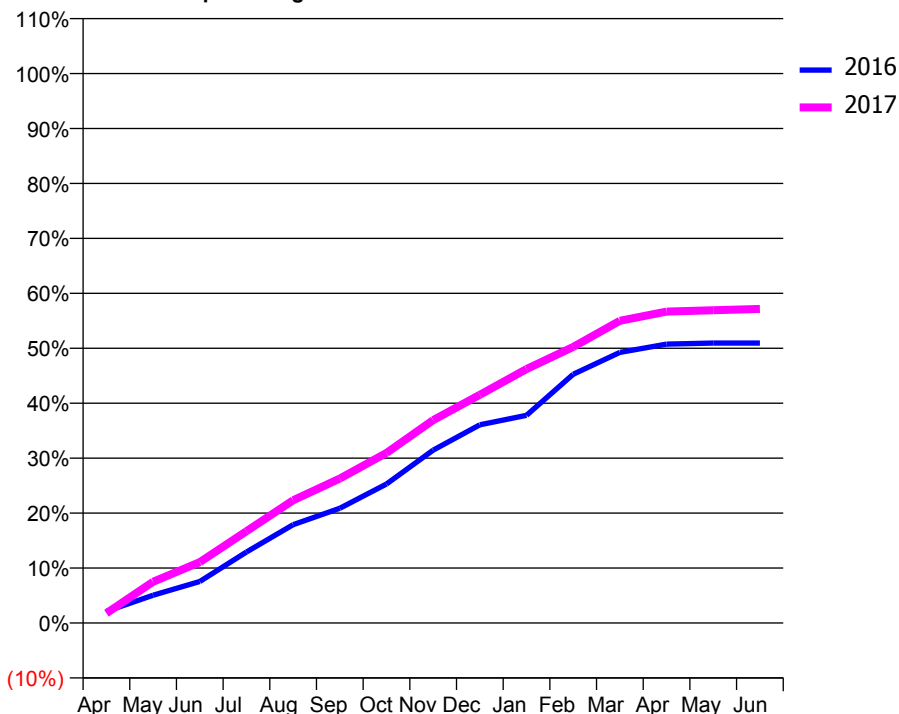
ACCESS*

Patients seen in 24 months	Total	Change since previous quarter
Quarter ending March 2016	10,490	
Quarter ending June 2016	10,477	→
Quarter ending September 2016	10,835	↑
Quarter ending December 2016	11,432	↑
Quarter ending March 2017	11,827	↑
Variance since March 2016	12.7%	↑



ACTIVITY

Cumulative percentage of contracted UDA delivered 2016 & 2017



Adjusted Scheduled Activity (UDA)

Month	2016	2017
April	869	724
May	2,060	3,061
June	3,084	4,510
July	5,269	6,804
August	7,297	9,100
September	8,510	10,716
October	10,306	12,615
November	12,816	15,040
December	14,698	16,924
January	15,399	18,833
February	18,448	20,469
March	20,065	22,410
April	20,677	23,096
May	20,756	23,187
June	20,762	23,286

QUALITY

	Quantity	Base Number	Contract	AT	Region	England
% of FP17s for the same patient ID Re-attending within 3 months - Children	132	3,037	4.3%	12.9%	13.3%	12.3%
% of FP17s for the same patient ID Re-attending within 3 months - Adults	678	8,955	7.6%	17.6%	17.3%	16.7%
% of FP17s for the same patient ID Re-attending between 3 & 9 months - Children	1,077	3,037	35.5%	56.2%	58.9%	57.6%
% of FP17s for the same patient ID Re-attending between 3 & 9 months - Adults	3,218	8,955	35.9%	49.9%	52.2%	50.1%
% of FP17s for Band 1 Urgent Courses	1,193	11,937	10.0%	10.4%	9.2%	9.1%
% of FP17s Relating to Free Repair or Replacements	20	11,937	0.2%	0.9%	1.0%	0.8%
% of FP17s Relating to Continuations	86	11,937	0.7%	1.3%	1.4%	1.2%
% of Patients satisfied with the dentistry they have received	19	19	100.0%	92.1%	93.1%	92.8%
% of Patients satisfied with the time they had to wait for an appointment	14	19	73.7%	88.1%	89.5%	88.7%

* This is based on patients treated on this contract for their most recent course of treatment. Figures in italics indicate the base number of FP17s or Patient Questionnaire responses are less than 100. N/A is shown where the base number of responses is less than 10 during the period. % is calculated as Quantity/Base number*100

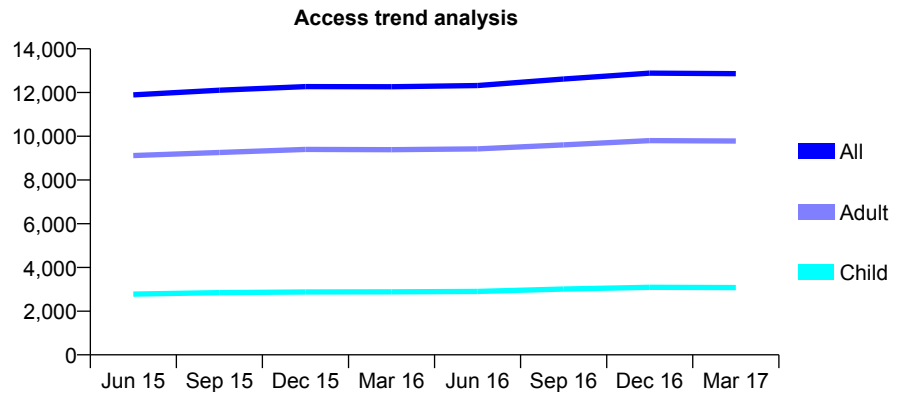
Q46 - Vital Signs At a Glance Contract Report for 101370/0046 - Year end March 2017

Name or company name	Petrie Tucker and Partners Ltd
Contract type name	GDS Contract
Purpose of contract	General
Contract start date	01/04/2006
Contract end date	

16/17 Contracted general activity (UDA)	39,791
Carry forward general activity (UDA)	0
16/17 Contracted orthodontic activity (UOA)	0
Carry forward orthodontic activity (UOA)	0
Baseline contract value	£1,153,097.09

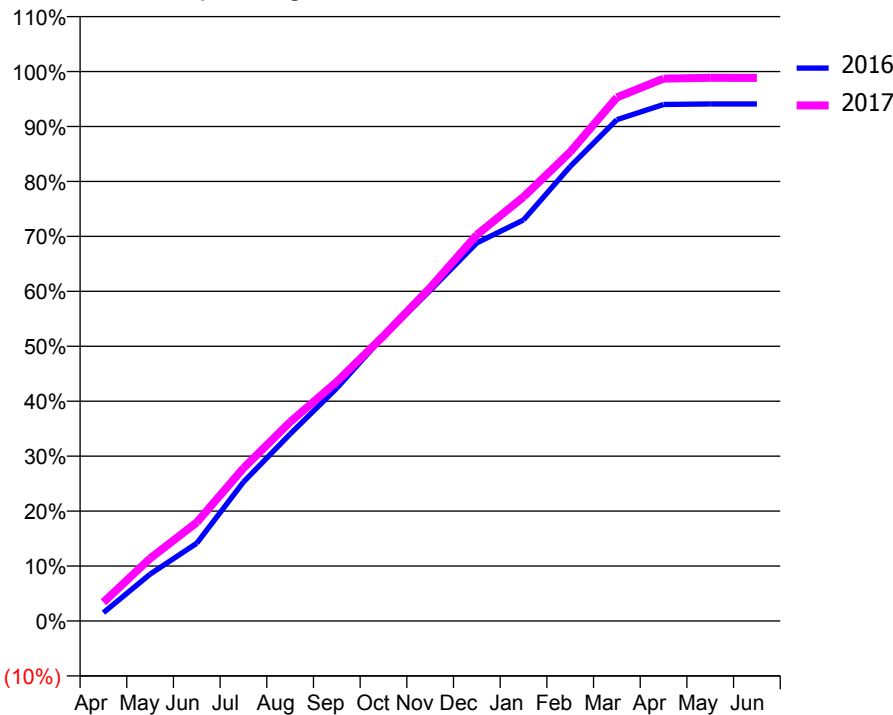
ACCESS*

Patients seen in 24 months	Total	Change since previous quarter
Quarter ending March 2016	12,266	
Quarter ending June 2016	12,321	→
Quarter ending September 2016	12,616	↑
Quarter ending December 2016	12,887	↑
Quarter ending March 2017	12,862	→
Variance since March 2016	4.9%	↑



ACTIVITY

Cumulative percentage of contracted UDA delivered 2016 & 2017



Month	Adjusted Scheduled Activity (UDA)	
	2016	2017
April	600	1,358
May	3,395	4,529
June	5,632	7,144
July	10,070	11,069
August	13,547	14,414
September	16,867	17,326
October	20,625	20,635
November	23,937	24,139
December	27,377	27,966
January	29,040	30,712
February	32,908	33,970
March	36,299	37,917
April	37,403	39,279
May	37,440	39,329
June	37,443	39,320

QUALITY

	Quantity	Base Number	Contract	AT	Region	England
% of FP17s for the same patient ID Re-attending within 3 months - Children	442	4,518	9.8%	12.9%	13.3%	12.3%
% of FP17s for the same patient ID Re-attending within 3 months - Adults	2,219	13,527	16.4%	17.6%	17.3%	16.7%
% of FP17s for the same patient ID Re-attending between 3 & 9 months - Children	2,418	4,518	53.5%	56.2%	58.9%	57.6%
% of FP17s for the same patient ID Re-attending between 3 & 9 months - Adults	6,990	13,527	51.7%	49.9%	52.2%	50.1%
% of FP17s for Band 1 Urgent Courses	1,631	18,190	9.0%	10.4%	9.2%	9.1%
% of FP17s Relating to Free Repair or Replacements	148	18,190	0.8%	0.9%	1.0%	0.8%
% of FP17s Relating to Continuations	451	18,190	2.5%	1.3%	1.4%	1.2%
% of Patients satisfied with the dentistry they have received	17	18	94.4%	92.1%	93.1%	92.8%
% of Patients satisfied with the time they had to wait for an appointment	15	18	83.3%	88.1%	89.5%	88.7%

* This is based on patients treated on this contract for their most recent course of treatment. Figures in italics indicate the base number of FP17s or Patient Questionnaire responses are less than 100. N/A is shown where the base number of responses is less than 10 during the period. % is calculated as Quantity/Base number*100

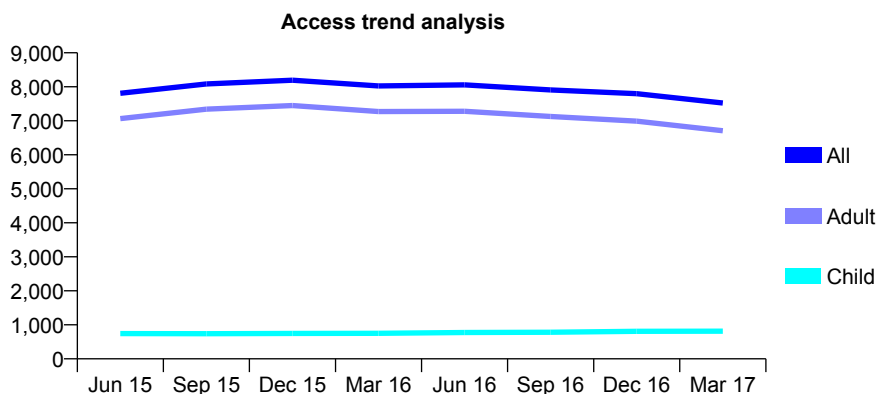
Q46 - Vital Signs At a Glance Contract Report for 101370/0049 - Year end March 2017

Name or company name	Petrie Tucker and Partners Ltd
Contract type name	GDS Contract
Purpose of contract	General
Contract start date	01/04/2006
Contract end date	

16/17 Contracted general activity (UDA)	18,813
Carry forward general activity (UDA)	39
16/17 Contracted orthodontic activity (UOA)	0
Carry forward orthodontic activity (UOA)	0
Baseline contract value	£512,635.13

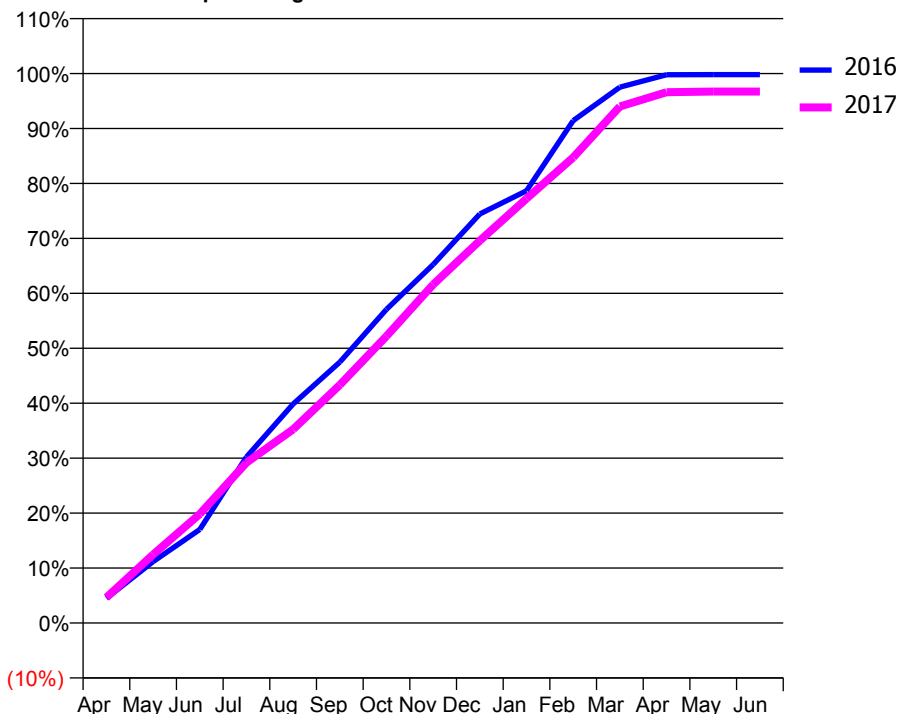
ACCESS*

Patients seen in 24 months	Total	Change since previous quarter
Quarter ending March 2016	8,024	
Quarter ending June 2016	8,055	→
Quarter ending September 2016	7,907	↓
Quarter ending December 2016	7,798	↓
Quarter ending March 2017	7,522	↓
Variance since March 2016	(6.3%)	↓



ACTIVITY

Cumulative percentage of contracted UDA delivered 2016 & 2017



Adjusted Scheduled Activity (UDA)

Month	2016	2017
April	849	873
May	2,102	2,343
June	3,202	3,730
July	5,685	5,489
August	7,500	6,633
September	8,933	8,150
October	10,739	9,822
November	12,276	11,590
December	14,002	13,090
January	14,797	14,531
February	17,198	15,941
March	18,344	17,682
April	18,771	18,174
May	18,774	18,196
June	18,774	18,195

QUALITY

	Quantity	Base Number	Contract	AT	Region	England
% of FP17s for the same patient ID Re-attending within 3 months - Children	93	1,070	8.7%	12.9%	13.3%	12.3%
% of FP17s for the same patient ID Re-attending within 3 months - Adults	744	6,720	11.1%	17.6%	17.3%	16.7%
% of FP17s for the same patient ID Re-attending between 3 & 9 months - Children	480	1,070	44.9%	56.2%	58.9%	57.6%
% of FP17s for the same patient ID Re-attending between 3 & 9 months - Adults	2,451	6,720	36.5%	49.9%	52.2%	50.1%
% of FP17s for Band 1 Urgent Courses	346	7,811	4.4%	10.4%	9.2%	9.1%
% of FP17s Relating to Free Repair or Replacements	59	7,811	0.8%	0.9%	1.0%	0.8%
% of FP17s Relating to Continuations	166	7,811	2.1%	1.3%	1.4%	1.2%
% of Patients satisfied with the dentistry they have received	12	13	92.3%	92.1%	93.1%	92.8%
% of Patients satisfied with the time they had to wait for an appointment	10	13	76.9%	88.1%	89.5%	88.7%

* This is based on patients treated on this contract for their most recent course of treatment. Figures in italics indicate the base number of FP17s or Patient Questionnaire responses are less than 100. N/A is shown where the base number of responses is less than 10 during the period. % is calculated as Quantity/Base number*100

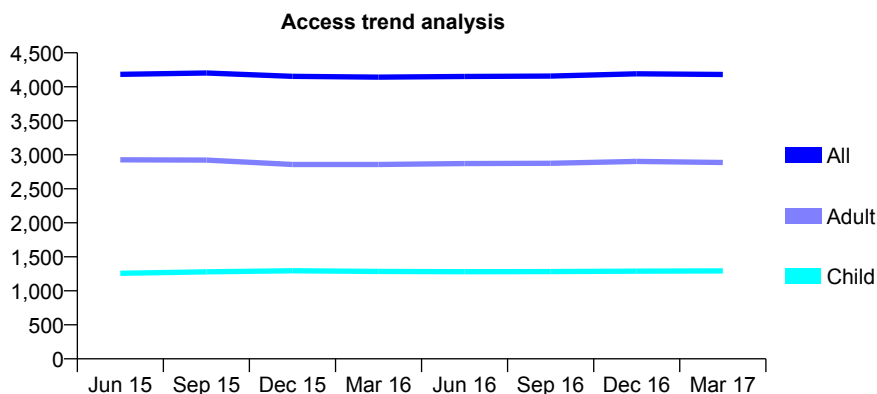
Q46 - Vital Signs At a Glance Contract Report for 101370/0054 - Year end March 2017

Name or company name	Petrie Tucker and Partners Ltd
Contract type name	GDS Contract
Purpose of contract	General
Contract start date	01/04/2006
Contract end date	

16/17 Contracted general activity (UDA)	12,205
Carry forward general activity (UDA)	-65
16/17 Contracted orthodontic activity (UOA)	0
Carry forward orthodontic activity (UOA)	0
Baseline contract value	£339,219.34

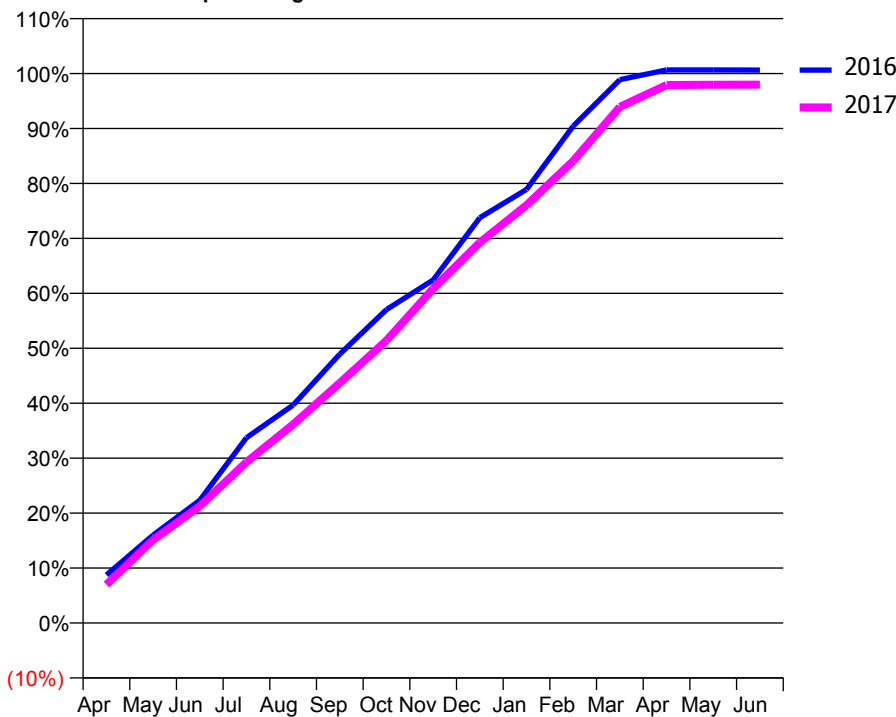
ACCESS*

Patients seen in 24 months	Total	Change since previous quarter
Quarter ending March 2016	4,142	
Quarter ending June 2016	4,152	→
Quarter ending September 2016	4,158	→
Quarter ending December 2016	4,191	→
Quarter ending March 2017	4,182	→
Variance since March 2016	1.0%	→



ACTIVITY

Cumulative percentage of contracted UDA delivered 2016 & 2017



Adjusted Scheduled Activity (UDA)

Month	2016	2017
April	1,069	855
May	1,953	1,846
June	2,726	2,596
July	4,116	3,574
August	4,840	4,411
September	5,972	5,333
October	6,961	6,276
November	7,620	7,426
December	9,001	8,453
January	9,631	9,280
February	11,036	10,262
March	12,068	11,463
April	12,285	11,950
May	12,285	11,955
June	12,282	11,958

QUALITY

	Quantity	Base Number	Contract	AT	Region	England
% of FP17s for the same patient ID Re-attending within 3 months - Children	203	1,868	10.9%	12.9%	13.3%	12.3%
% of FP17s for the same patient ID Re-attending within 3 months - Adults	701	3,917	17.9%	17.6%	17.3%	16.7%
% of FP17s for the same patient ID Re-attending between 3 & 9 months - Children	1,001	1,868	53.6%	56.2%	58.9%	57.6%
% of FP17s for the same patient ID Re-attending between 3 & 9 months - Adults	1,758	3,917	44.9%	49.9%	52.2%	50.1%
% of FP17s for Band 1 Urgent Courses	529	5,904	9.0%	10.4%	9.2%	9.1%
% of FP17s Relating to Free Repair or Replacements	31	5,904	0.5%	0.9%	1.0%	0.8%
% of FP17s Relating to Continuations	223	5,904	3.8%	1.3%	1.4%	1.2%
% of Patients satisfied with the dentistry they have received	5	6	N/A	92.1%	93.1%	92.8%
% of Patients satisfied with the time they had to wait for an appointment	6	6	N/A	88.1%	89.5%	88.7%

* This is based on patients treated on this contract for their most recent course of treatment. Figures in italics indicate the base number of FP17s or Patient Questionnaire responses are less than 100. N/A is shown where the base number of responses is less than 10 during the period. % is calculated as Quantity/Base number*100

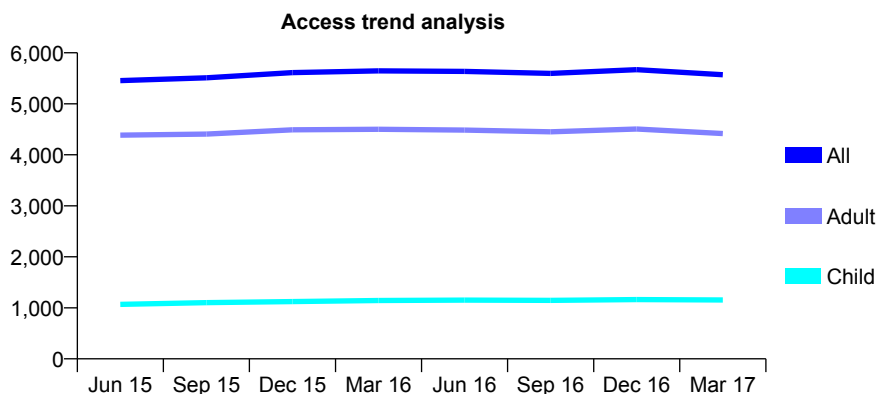
Q46 - Vital Signs At a Glance Contract Report for 101370/0110 - Year end March 2017

Name or company name	Petrie Tucker and Partners Ltd
Contract type name	GDS Contract
Purpose of contract	General
Contract start date	01/11/2008
Contract end date	

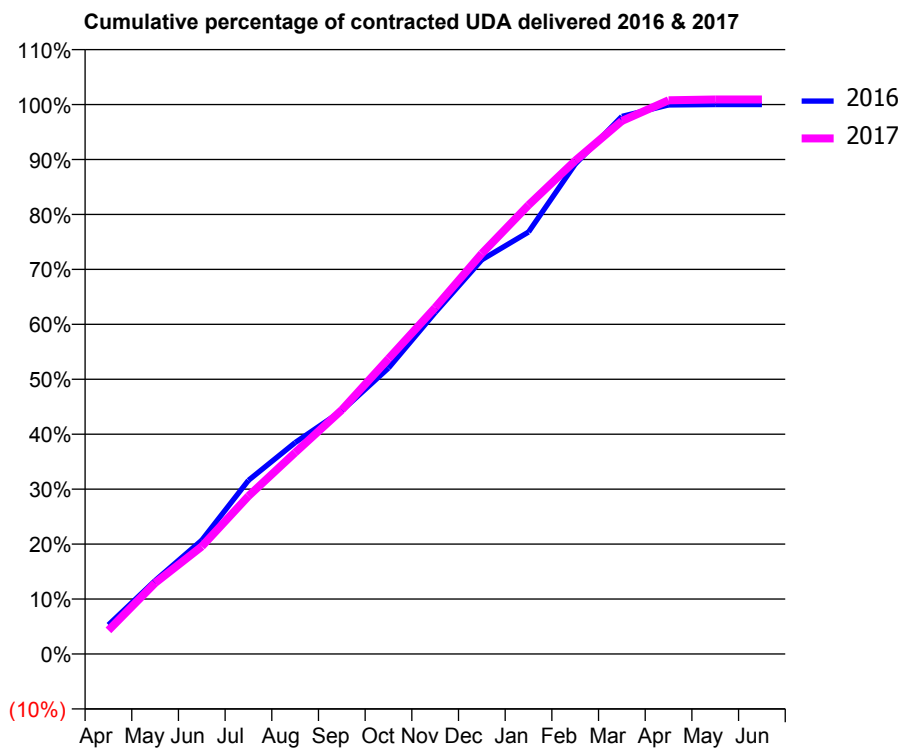
16/17 Contracted general activity (UDA)	16,622
Carry forward general activity (UDA)	2
16/17 Contracted orthodontic activity (UOA)	0
Carry forward orthodontic activity (UOA)	0
Baseline contract value	£488,849.90

ACCESS*

Patients seen in 24 months	Total	Change since previous quarter
Quarter ending March 2016	5,645	
Quarter ending June 2016	5,636	→
Quarter ending September 2016	5,596	→
Quarter ending December 2016	5,670	→
Quarter ending March 2017	5,571	↓
Variance since March 2016	(1.3%)	↓



ACTIVITY



Month	Adjusted Scheduled Activity (UDA)	
	2016	2017
April	881	717
May	2,221	2,150
June	3,441	3,252
July	5,255	4,779
August	6,397	6,093
September	7,359	7,385
October	8,648	8,934
November	10,330	10,478
December	11,925	12,116
January	12,764	13,581
February	14,816	14,921
March	16,264	16,123
April	16,609	16,748
May	16,619	16,772
June	16,620	16,773

QUALITY

	Quantity	Base Number	Contract	AT	Region	England
% of FP17s for the same patient ID Re-attending within 3 months - Children	106	1,610	6.6%	12.9%	13.3%	12.3%
% of FP17s for the same patient ID Re-attending within 3 months - Adults	691	6,066	11.4%	17.6%	17.3%	16.7%
% of FP17s for the same patient ID Re-attending between 3 & 9 months - Children	899	1,610	55.8%	56.2%	58.9%	57.6%
% of FP17s for the same patient ID Re-attending between 3 & 9 months - Adults	3,307	6,066	54.5%	49.9%	52.2%	50.1%
% of FP17s for Band 1 Urgent Courses	411	7,783	5.3%	10.4%	9.2%	9.1%
% of FP17s Relating to Free Repair or Replacements	86	7,783	1.1%	0.9%	1.0%	0.8%
% of FP17s Relating to Continuations	148	7,783	1.9%	1.3%	1.4%	1.2%
% of Patients satisfied with the dentistry they have received	5	5	N/A	92.1%	93.1%	92.8%
% of Patients satisfied with the time they had to wait for an appointment	5	5	N/A	88.1%	89.5%	88.7%

* This is based on patients treated on this contract for their most recent course of treatment. Figures in italics indicate the base number of FP17s or Patient Questionnaire responses are less than 100. N/A is shown where the base number of responses is less than 10 during the period. % is calculated as Quantity/Base number*100

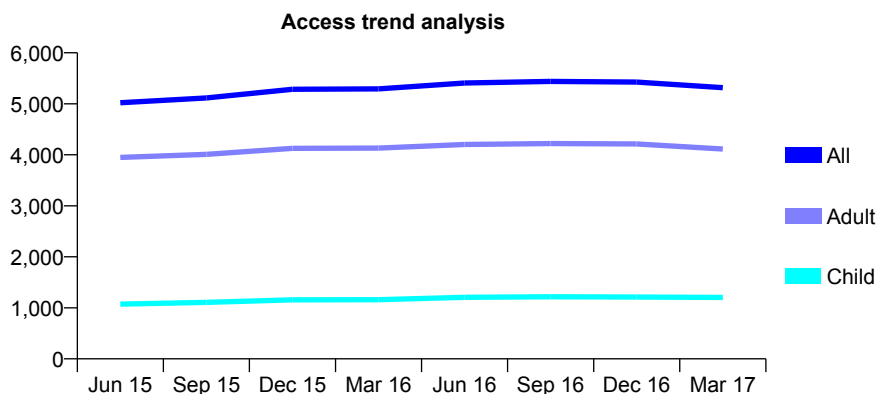
Q46 - Vital Signs At a Glance Contract Report for 101435/0141 - Year end March 2017

Name or company name	IDH Limited
Contract type name	GDS Contract
Purpose of contract	General
Contract start date	01/01/2011
Contract end date	

16/17 Contracted general activity (UDA)	22,869
Carry forward general activity (UDA)	-112
16/17 Contracted orthodontic activity (UOA)	0
Carry forward orthodontic activity (UOA)	0
Baseline contract value	£631,109.03

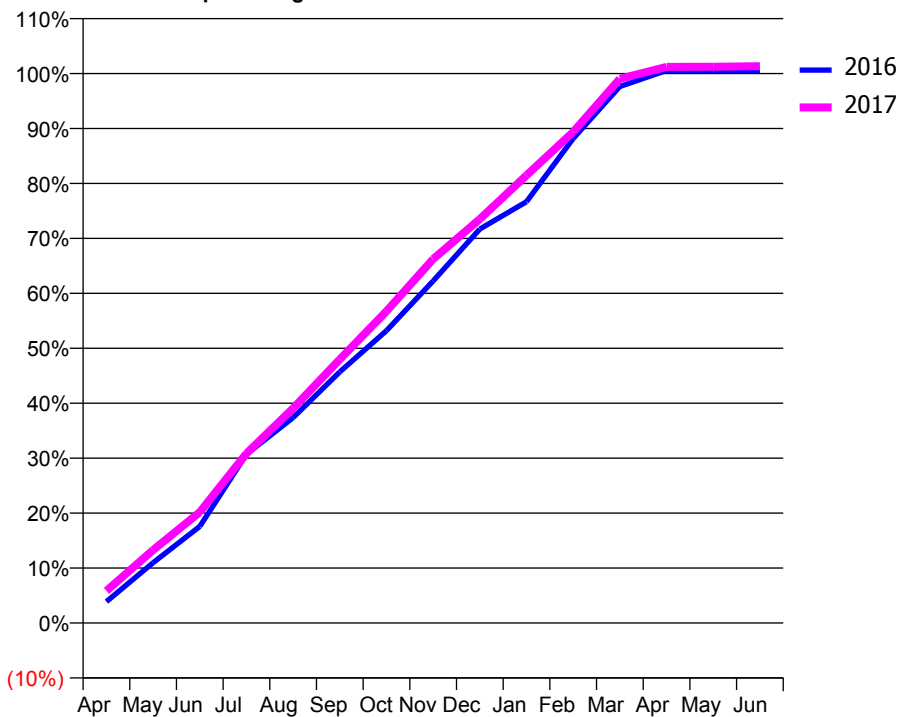
ACCESS*

Patients seen in 24 months	Total	Change since previous quarter
Quarter ending March 2016	5,292	
Quarter ending June 2016	5,409	↑
Quarter ending September 2016	5,438	→
Quarter ending December 2016	5,425	→
Quarter ending March 2017	5,317	↓
Variance since March 2016	0.5%	→



ACTIVITY

Cumulative percentage of contracted UDA delivered 2016 & 2017



Month	Adjusted Scheduled Activity (UDA)	
	2016	2017
April	891	1,339
May	2,513	3,037
June	4,020	4,615
July	7,024	7,054
August	8,550	8,937
September	10,452	10,977
October	12,165	12,980
November	14,235	15,146
December	16,397	16,812
January	17,532	18,632
February	20,164	20,436
March	22,326	22,648
April	22,997	23,147
May	22,997	23,152
June	22,981	23,175

QUALITY

	Quantity	Base Number	Contract	AT	Region	England
% of FP17s for the same patient ID Re-attending within 3 months - Children	170	1,840	9.2%	12.9%	13.3%	12.3%
% of FP17s for the same patient ID Re-attending within 3 months - Adults	1,091	6,677	16.3%	17.6%	17.3%	16.7%
% of FP17s for the same patient ID Re-attending between 3 & 9 months - Children	1,031	1,840	56.0%	56.2%	58.9%	57.6%
% of FP17s for the same patient ID Re-attending between 3 & 9 months - Adults	3,978	6,677	59.6%	49.9%	52.2%	50.1%
% of FP17s for Band 1 Urgent Courses	654	8,458	7.7%	10.4%	9.2%	9.1%
% of FP17s Relating to Free Repair or Replacements	98	8,458	1.2%	0.9%	1.0%	0.8%
% of FP17s Relating to Continuations	183	8,458	2.2%	1.3%	1.4%	1.2%
% of Patients satisfied with the dentistry they have received	4	6	N/A	92.1%	93.1%	92.8%
% of Patients satisfied with the time they had to wait for an appointment	6	6	N/A	88.1%	89.5%	88.7%

* This is based on patients treated on this contract for their most recent course of treatment. Figures in italics indicate the base number of FP17s or Patient Questionnaire responses are less than 100. N/A is shown where the base number of responses is less than 10 during the period. % is calculated as Quantity/Base number*100

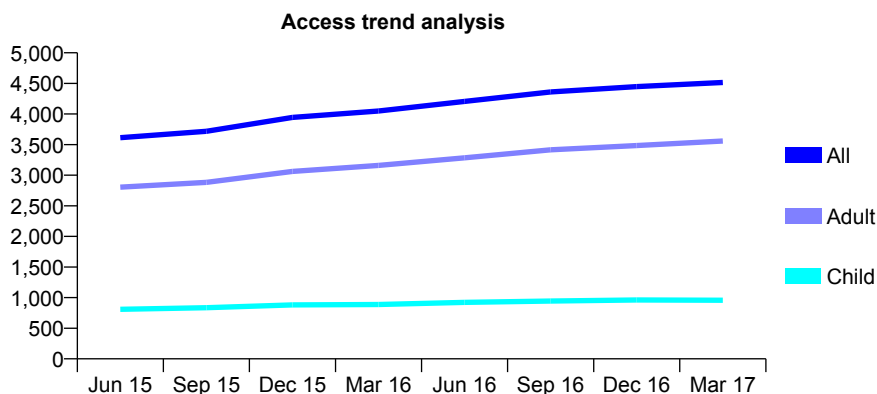
Q46 - Vital Signs At a Glance Contract Report for 101516/0001 - Year end March 2017

Name or company name	The Crab Tree Lane and Church Street De
Contract type name	GDS Contract
Purpose of contract	General
Contract start date	03/12/2012
Contract end date	

16/17 Contracted general activity (UDA)	13,261
Carry forward general activity (UDA)	-123
16/17 Contracted orthodontic activity (UOA)	0
Carry forward orthodontic activity (UOA)	0
Baseline contract value	£384,601.27

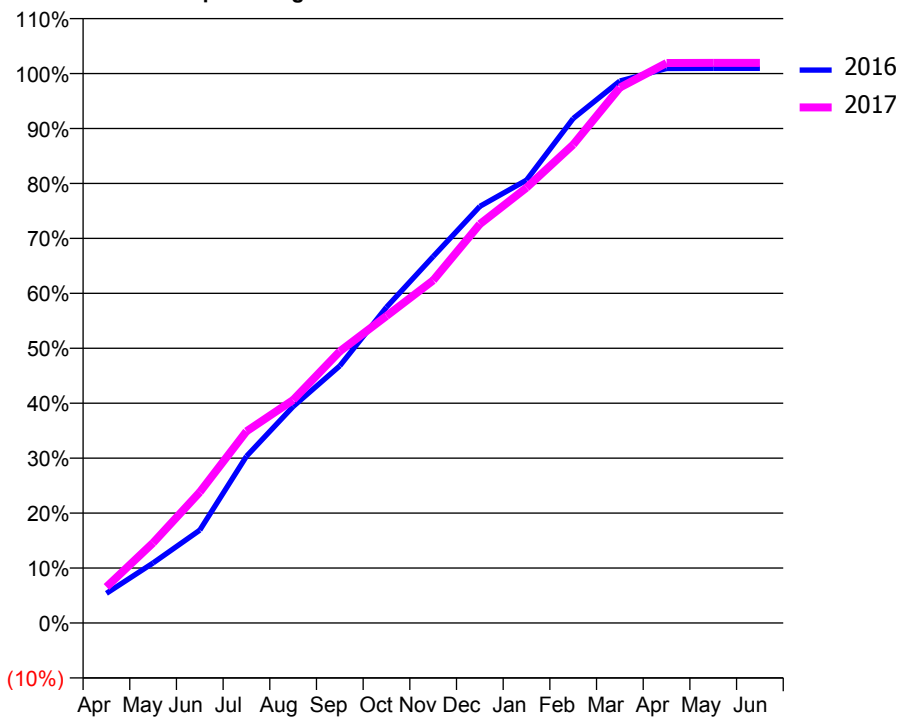
ACCESS*

Patients seen in 24 months	Total	Change since previous quarter
Quarter ending March 2016	4,049	
Quarter ending June 2016	4,206	↑
Quarter ending September 2016	4,361	↑
Quarter ending December 2016	4,447	→
Quarter ending March 2017	4,516	→
Variance since March 2016	11.5%	↑



ACTIVITY

Cumulative percentage of contracted UDA delivered 2016 & 2017



Month	Adjusted Scheduled Activity (UDA)	
	2016	2017
April	717	871
May	1,450	1,935
June	2,240	3,160
July	4,023	4,625
August	5,223	5,382
September	6,205	6,556
October	7,621	7,411
November	8,844	8,268
December	10,054	9,626
January	10,689	10,507
February	12,176	11,544
March	13,078	12,924
April	13,381	13,515
May	13,384	13,516
June	13,384	13,516

QUALITY

	Quantity	Base Number	Contract	AT	Region	England
% of FP17s for the same patient ID Re-attending within 3 months - Children	121	1,553	7.8%	12.9%	13.3%	12.3%
% of FP17s for the same patient ID Re-attending within 3 months - Adults	700	5,088	13.8%	17.6%	17.3%	16.7%
% of FP17s for the same patient ID Re-attending between 3 & 9 months - Children	1,006	1,553	64.8%	56.2%	58.9%	57.6%
% of FP17s for the same patient ID Re-attending between 3 & 9 months - Adults	2,856	5,088	56.1%	49.9%	52.2%	50.1%
% of FP17s for Band 1 Urgent Courses	575	6,709	8.6%	10.4%	9.2%	9.1%
% of FP17s Relating to Free Repair or Replacements	80	6,709	1.2%	0.9%	1.0%	0.8%
% of FP17s Relating to Continuations	114	6,709	1.7%	1.3%	1.4%	1.2%
% of Patients satisfied with the dentistry they have received	5	5	N/A	92.1%	93.1%	92.8%
% of Patients satisfied with the time they had to wait for an appointment	4	5	N/A	88.1%	89.5%	88.7%

* This is based on patients treated on this contract for their most recent course of treatment. Figures in italics indicate the base number of FP17s or Patient Questionnaire responses are less than 100. N/A is shown where the base number of responses is less than 10 during the period. % is calculated as Quantity/Base number*100

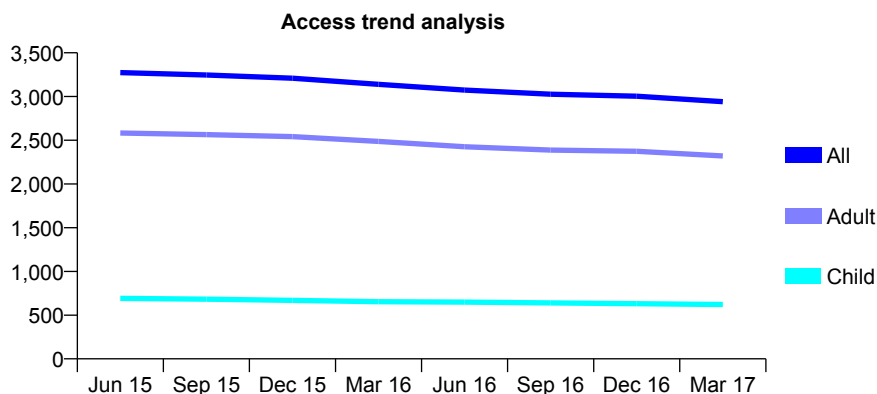
Q46 - Vital Signs At a Glance Contract Report for 101516/0002 - Year end March 2017

Name or company name	The Crab Tree Lane and Church Street De
Contract type name	GDS Contract
Purpose of contract	General
Contract start date	03/12/2012
Contract end date	

16/17 Contracted general activity (UDA)	11,024
Carry forward general activity (UDA)	-168
16/17 Contracted orthodontic activity (UOA)	0
Carry forward orthodontic activity (UOA)	0
Baseline contract value	£356,687.11

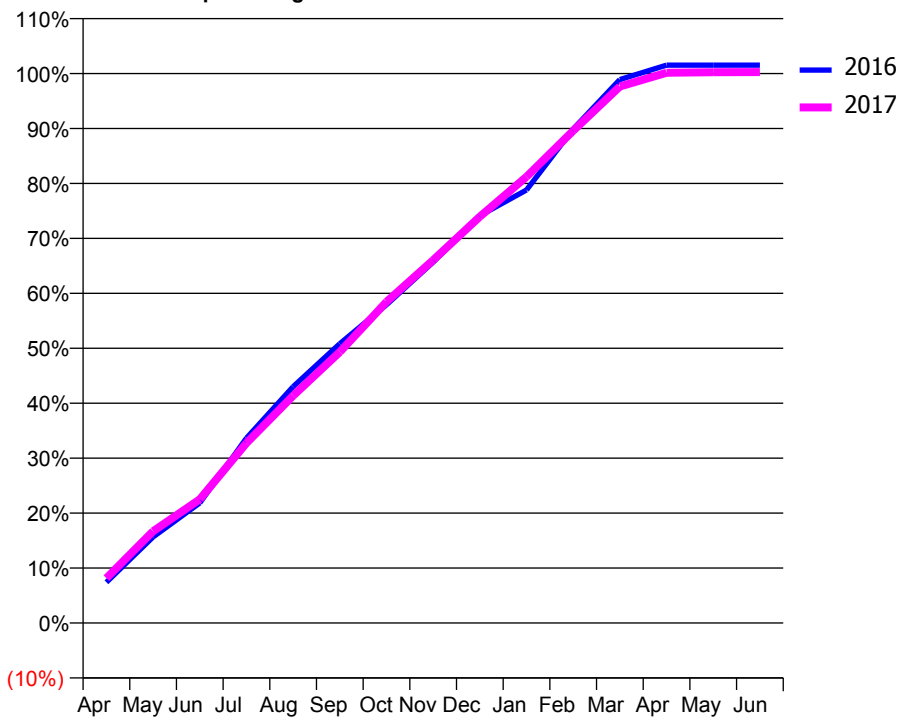
ACCESS*

Patients seen in 24 months	Total	Change since previous quarter
Quarter ending March 2016	3,140	
Quarter ending June 2016	3,074	↓
Quarter ending September 2016	3,027	↓
Quarter ending December 2016	3,004	→
Quarter ending March 2017	2,941	↓
Variance since March 2016	(6.3%)	↓



ACTIVITY

Cumulative percentage of contracted UDA delivered 2016 & 2017



Month	Adjusted Scheduled Activity (UDA)	
	2016	2017
April	817	900
May	1,727	1,842
June	2,408	2,481
July	3,709	3,610
August	4,741	4,559
September	5,604	5,437
October	6,384	6,444
November	7,241	7,281
December	8,172	8,152
January	8,689	8,953
February	9,910	9,875
March	10,903	10,763
April	11,192	11,038
May	11,192	11,049
June	11,192	11,052

QUALITY

	Quantity	Base Number	Contract	AT	Region	England
% of FP17s for the same patient ID Re-attending within 3 months - Children	142	1,026	13.8%	12.9%	13.3%	12.3%
% of FP17s for the same patient ID Re-attending within 3 months - Adults	870	3,628	24.0%	17.6%	17.3%	16.7%
% of FP17s for the same patient ID Re-attending between 3 & 9 months - Children	528	1,026	51.5%	56.2%	58.9%	57.6%
% of FP17s for the same patient ID Re-attending between 3 & 9 months - Adults	1,724	3,628	47.5%	49.9%	52.2%	50.1%
% of FP17s for Band 1 Urgent Courses	527	4,677	11.3%	10.4%	9.2%	9.1%
% of FP17s Relating to Free Repair or Replacements	157	4,677	3.4%	0.9%	1.0%	0.8%
% of FP17s Relating to Continuations	129	4,677	2.8%	1.3%	1.4%	1.2%
% of Patients satisfied with the dentistry they have received	3	3	N/A	92.1%	93.1%	92.8%
% of Patients satisfied with the time they had to wait for an appointment	3	3	N/A	88.1%	89.5%	88.7%

* This is based on patients treated on this contract for their most recent course of treatment. Figures in italics indicate the base number of FP17s or Patient Questionnaire responses are less than 100. N/A is shown where the base number of responses is less than 10 during the period. % is calculated as Quantity/Base number*100

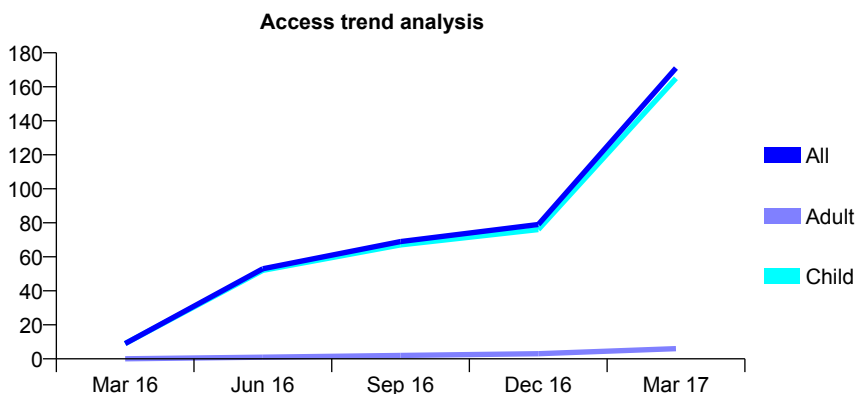
Q46 - Vital Signs At a Glance Contract Report for 102792/0001 - Year end March 2017

Name or company name	Ravat & Ray Dental Care (Farnworth)
Contract type name	GDS Contract
Purpose of contract	General
Contract start date	01/02/2016
Contract end date	31/05/2017

16/17 Contracted general activity (UDA)	444
Carry forward general activity (UDA)	0
16/17 Contracted orthodontic activity (UOA)	0
Carry forward orthodontic activity (UOA)	0
Baseline contract value	£11,013.89

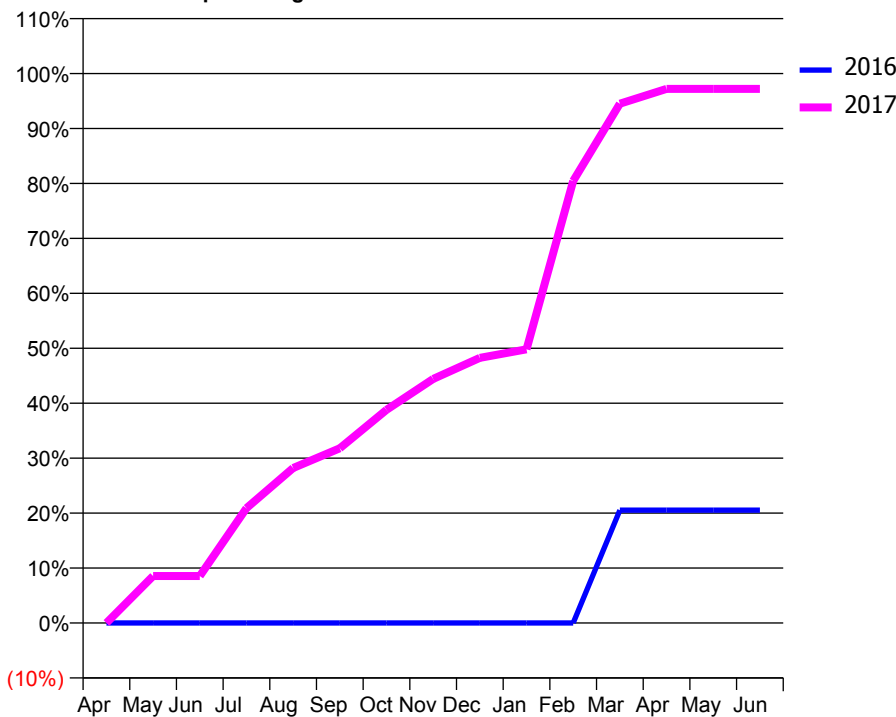
ACCESS*

Patients seen in 24 months	Total	Change since previous quarter
Quarter ending March 2016	9	
Quarter ending June 2016	53	↑
Quarter ending September 2016	69	↑
Quarter ending December 2016	79	↑
Quarter ending March 2017	171	↑
Variance since March 2016	1800.0%	↑



ACTIVITY

Cumulative percentage of contracted UDA delivered 2016 & 2017



Month	Adjusted Scheduled Activity (UDA)	
	2016	2017
April	0	0
May	0	38
June	0	38
July	0	93
August	0	125
September	0	141
October	0	172
November	0	197
December	0	214
January	0	221
February	0	357
March	15	420
April	15	432
May	15	432
June	15	432

QUALITY

	Quantity	Base Number	Contract	AT	Region	England
% of FP17s for the same patient ID Re-attending within 3 months - Children	29	259	11.2%	12.9%	13.3%	12.3%
% of FP17s for the same patient ID Re-attending within 3 months - Adults	0	1	0.0%	17.6%	17.3%	16.7%
% of FP17s for the same patient ID Re-attending between 3 & 9 months - Children	47	259	18.1%	56.2%	58.9%	57.6%
% of FP17s for the same patient ID Re-attending between 3 & 9 months - Adults	0	1	0.0%	49.9%	52.2%	50.1%
% of FP17s for Band 1 Urgent Courses	13	261	5.0%	10.4%	9.2%	9.1%
% of FP17s Relating to Free Repair or Replacements	0	261	0.0%	0.9%	1.0%	0.8%
% of FP17s Relating to Continuations	0	261	0.0%	1.3%	1.4%	1.2%
% of Patients satisfied with the dentistry they have received	0	0	N/A	92.1%	93.1%	92.8%
% of Patients satisfied with the time they had to wait for an appointment	0	0	N/A	88.1%	89.5%	88.7%

* This is based on patients treated on this contract for their most recent course of treatment. Figures in italics indicate the base number of FP17s or Patient Questionnaire responses are less than 100. N/A is shown where the base number of responses is less than 10 during the period. % is calculated as Quantity/Base number*100

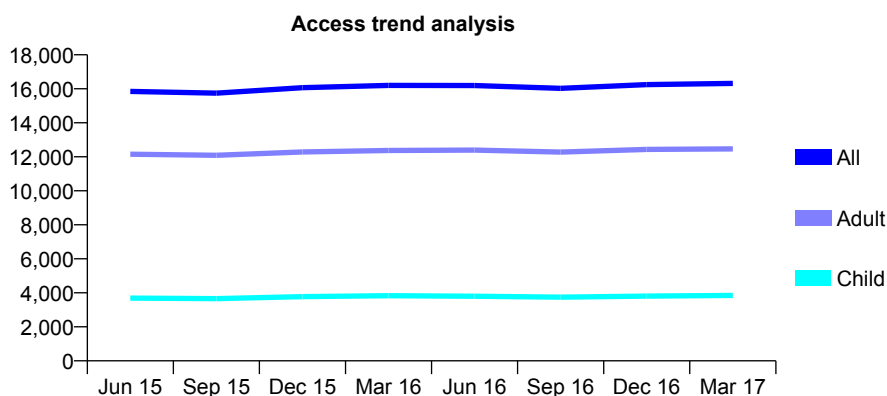
Q46 - Vital Signs At a Glance Contract Report for 102903/0001 - Year end March 2017

Name or company name	Fogg, Whittingham & Casserley
Contract type name	GDS Contract
Purpose of contract	General and Orthodontic
Contract start date	01/04/2006
Contract end date	

16/17 Contracted general activity (UDA)	39,616
Carry forward general activity (UDA)	5
16/17 Contracted orthodontic activity (UOA)	1,111
Carry forward orthodontic activity (UOA)	3
Baseline contract value	£1,177,113.88

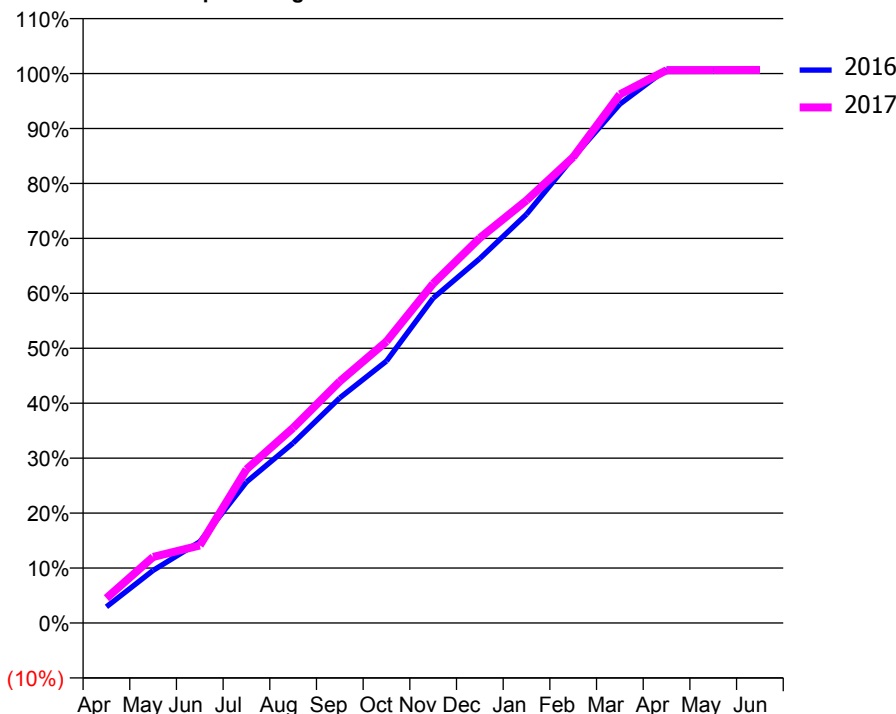
ACCESS*

Patients seen in 24 months	Total	Change since previous quarter
Quarter ending March 2016	16,202	
Quarter ending June 2016	16,196	→
Quarter ending September 2016	16,025	↓
Quarter ending December 2016	16,248	→
Quarter ending March 2017	16,315	→
Variance since March 2016	0.7%	→



ACTIVITY

Cumulative percentage of contracted UDA delivered 2016 & 2017



Month	Adjusted Scheduled Activity (UDA)	
	2016	2017
April	1,181	1,792
May	3,816	4,761
June	5,900	5,590
July	10,240	11,076
August	13,062	14,072
September	16,351	17,429
October	19,024	20,300
November	23,587	24,471
December	26,470	27,762
January	29,683	30,472
February	33,802	33,586
March	37,682	38,114
April	40,217	39,856
May	40,209	39,867
June	40,213	39,871

QUALITY

	Quantity	Base Number	Contract	AT	Region	England
% of FP17s for the same patient ID Re-attending within 3 months - Children	1,382	6,562	21.1%	12.9%	13.3%	12.3%
% of FP17s for the same patient ID Re-attending within 3 months - Adults	3,618	17,089	21.2%	17.6%	17.3%	16.7%
% of FP17s for the same patient ID Re-attending between 3 & 9 months - Children	3,175	6,562	48.4%	56.2%	58.9%	57.6%
% of FP17s for the same patient ID Re-attending between 3 & 9 months - Adults	7,322	17,089	42.8%	49.9%	52.2%	50.1%
% of FP17s for Band 1 Urgent Courses	2,595	21,066	12.3%	10.4%	9.2%	9.1%
% of FP17s Relating to Free Repair or Replacements	406	21,066	1.9%	0.9%	1.0%	0.8%
% of FP17s Relating to Continuations	187	21,066	0.9%	1.3%	1.4%	1.2%
% of Patients satisfied with the dentistry they have received	26	27	96.3%	92.1%	93.1%	92.8%
% of Patients satisfied with the time they had to wait for an appointment	25	27	92.6%	88.1%	89.5%	88.7%

* This is based on patients treated on this contract for their most recent course of treatment. Figures in italics indicate the base number of FP17s or Patient Questionnaire responses are less than 100. N/A is shown where the base number of responses is less than 10 during the period. % is calculated as Quantity/Base number*100

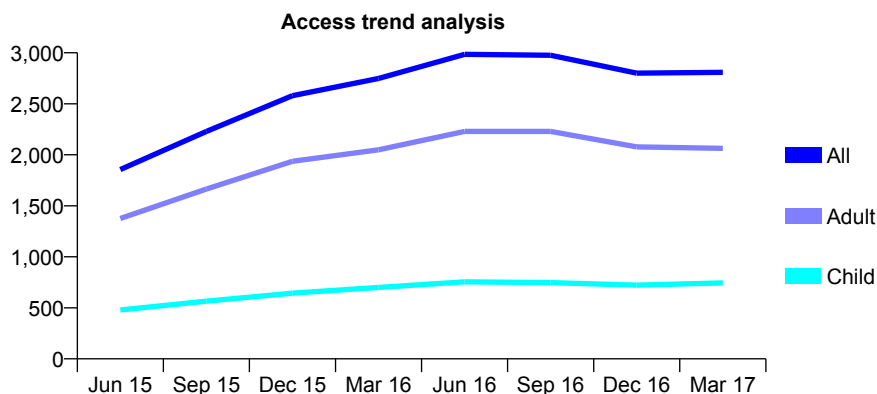
Q46 - Vital Signs At a Glance Contract Report for 103152/0001 - Year end March 2017

Name or company name	Park House Dental Practice, Ramsbottom
Contract type name	GDS Contract
Purpose of contract	General
Contract start date	26/08/2014
Contract end date	

16/17 Contracted general activity (UDA)	8,400
Carry forward general activity (UDA)	205
16/17 Contracted orthodontic activity (UOA)	0
Carry forward orthodontic activity (UOA)	0
Baseline contract value	£214,303.69

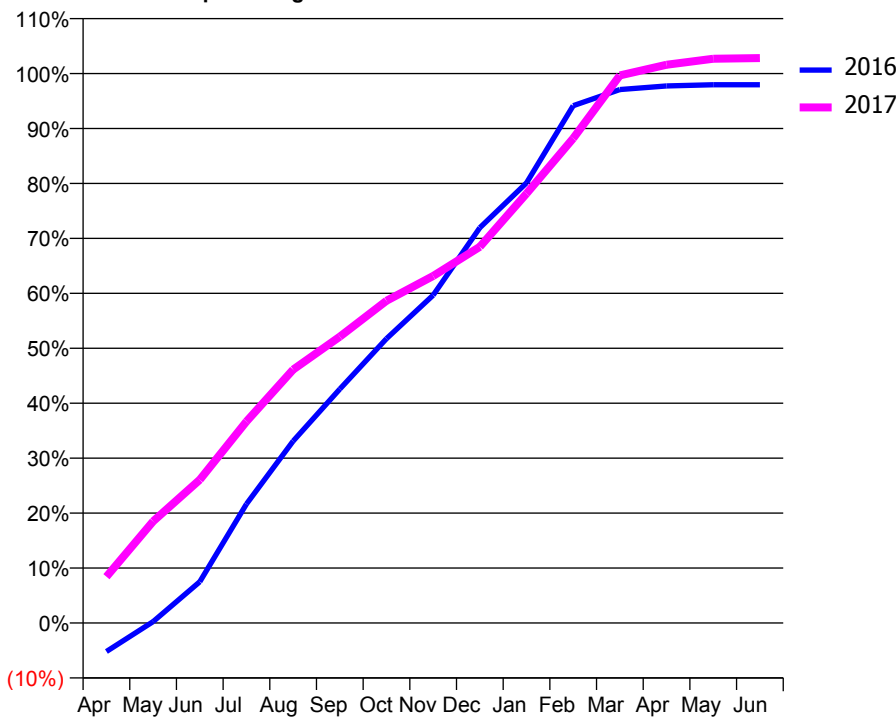
ACCESS*

Patients seen in 24 months	Total	Change since previous quarter
Quarter ending March 2016	2,749	
Quarter ending June 2016	2,985	↑
Quarter ending September 2016	2,976	→
Quarter ending December 2016	2,800	↓
Quarter ending March 2017	2,808	→
Variance since March 2016	2.1%	↑



ACTIVITY

Cumulative percentage of contracted UDA delivered 2016 & 2017



Adjusted Scheduled Activity (UDA)

Month	2016	2017
April	-520	708
May	27	1,555
June	751	2,190
July	2,166	3,082
August	3,312	3,873
September	4,258	4,378
October	5,175	4,926
November	5,966	5,306
December	7,193	5,751
January	8,010	6,566
February	9,414	7,409
March	9,708	8,371
April	9,773	8,533
May	9,794	8,625
June	9,795	8,635

QUALITY

	Quantity	Base Number	Contract	AT	Region	England
% of FP17s for the same patient ID Re-attending within 3 months - Children	74	996	7.4%	12.9%	13.3%	12.3%
% of FP17s for the same patient ID Re-attending within 3 months - Adults	457	2,633	17.4%	17.6%	17.3%	16.7%
% of FP17s for the same patient ID Re-attending between 3 & 9 months - Children	568	996	57.0%	56.2%	58.9%	57.6%
% of FP17s for the same patient ID Re-attending between 3 & 9 months - Adults	1,280	2,633	48.6%	49.9%	52.2%	50.1%
% of FP17s for Band 1 Urgent Courses	337	3,700	9.1%	10.4%	9.2%	9.1%
% of FP17s Relating to Free Repair or Replacements	33	3,700	0.9%	0.9%	1.0%	0.8%
% of FP17s Relating to Continuations	124	3,700	3.4%	1.3%	1.4%	1.2%
% of Patients satisfied with the dentistry they have received	1	1	N/A	92.1%	93.1%	92.8%
% of Patients satisfied with the time they had to wait for an appointment	0	1	N/A	88.1%	89.5%	88.7%

* This is based on patients treated on this contract for their most recent course of treatment. Figures in italics indicate the base number of FP17s or Patient Questionnaire responses are less than 100. N/A is shown where the base number of responses is less than 10 during the period. % is calculated as Quantity/Base number*100

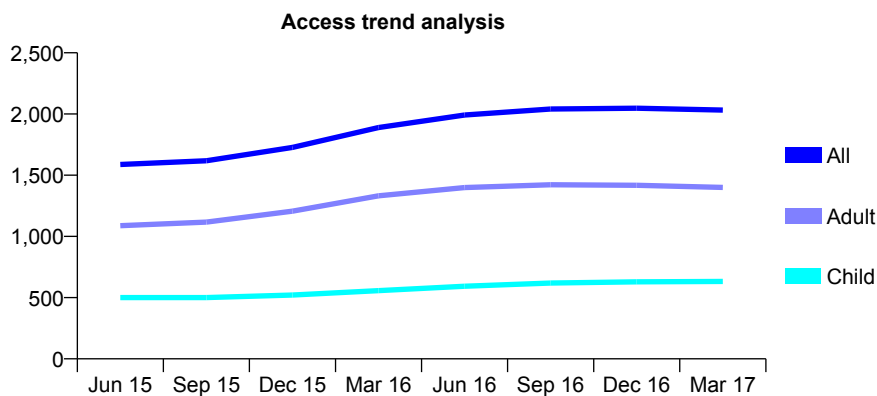
Q46 - Vital Signs At a Glance Contract Report for 103721/0001 - Year end March 2017

Name or company name	Ocean Dental Ltd
Contract type name	GDS Contract
Purpose of contract	General
Contract start date	01/10/2009
Contract end date	

16/17 Contracted general activity (UDA)	5,600
Carry forward general activity (UDA)	0
16/17 Contracted orthodontic activity (UOA)	0
Carry forward orthodontic activity (UOA)	0
Baseline contract value	£160,873.53

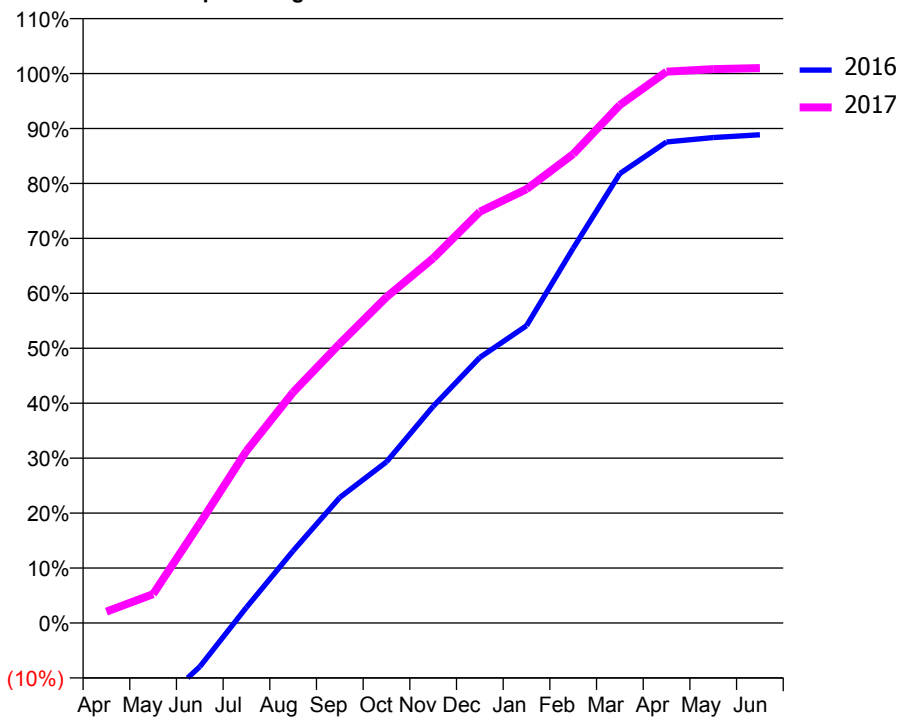
ACCESS*

Patients seen in 24 months	Total	Change since previous quarter
Quarter ending March 2016	1,889	
Quarter ending June 2016	1,992	↑
Quarter ending September 2016	2,041	↑
Quarter ending December 2016	2,047	→
Quarter ending March 2017	2,032	→
Variance since March 2016	7.6%	↑



ACTIVITY

Cumulative percentage of contracted UDA delivered 2016 & 2017



Month	Adjusted Scheduled Activity (UDA)	
	2016	2017
April	-1,496	116
May	-887	294
June	-446	1,014
July	159	1,754
August	736	2,352
September	1,279	2,847
October	1,642	3,322
November	2,207	3,718
December	2,707	4,192
January	3,029	4,422
February	3,820	4,778
March	4,580	5,279
April	4,902	5,619
May	4,947	5,644
June	4,976	5,655

QUALITY

	Quantity	Base Number	Contract	AT	Region	England
% of FP17s for the same patient ID Re-attending within 3 months - Children	136	949	14.3%	12.9%	13.3%	12.3%
% of FP17s for the same patient ID Re-attending within 3 months - Adults	461	1,869	24.7%	17.6%	17.3%	16.7%
% of FP17s for the same patient ID Re-attending between 3 & 9 months - Children	420	949	44.3%	56.2%	58.9%	57.6%
% of FP17s for the same patient ID Re-attending between 3 & 9 months - Adults	639	1,869	34.2%	49.9%	52.2%	50.1%
% of FP17s for Band 1 Urgent Courses	554	2,792	19.8%	10.4%	9.2%	9.1%
% of FP17s Relating to Free Repair or Replacements	29	2,792	1.0%	0.9%	1.0%	0.8%
% of FP17s Relating to Continuations	21	2,792	0.8%	1.3%	1.4%	1.2%
% of Patients satisfied with the dentistry they have received	4	4	N/A	92.1%	93.1%	92.8%
% of Patients satisfied with the time they had to wait for an appointment	4	4	N/A	88.1%	89.5%	88.7%

* This is based on patients treated on this contract for their most recent course of treatment. Figures in italics indicate the base number of FP17s or Patient Questionnaire responses are less than 100. N/A is shown where the base number of responses is less than 10 during the period. % is calculated as Quantity/Base number*100

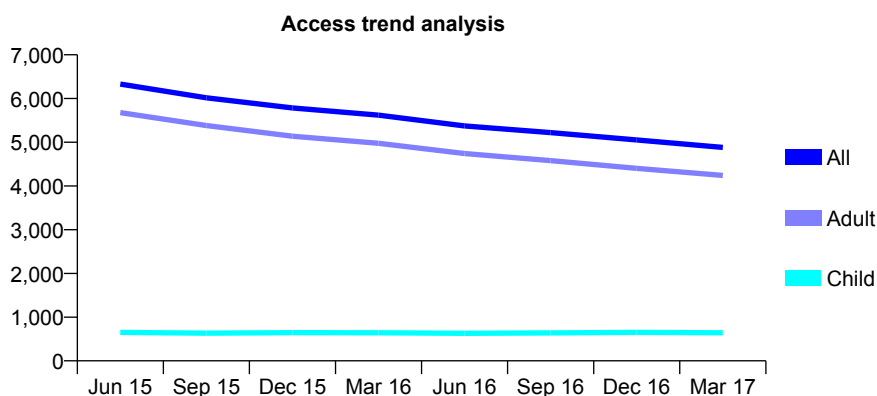
Q46 - Vital Signs At a Glance Contract Report for 103721/0002 - Year end March 2017

Name or company name	Ocean Dental Ltd
Contract type name	GDS Contract
Purpose of contract	General
Contract start date	01/06/2010
Contract end date	

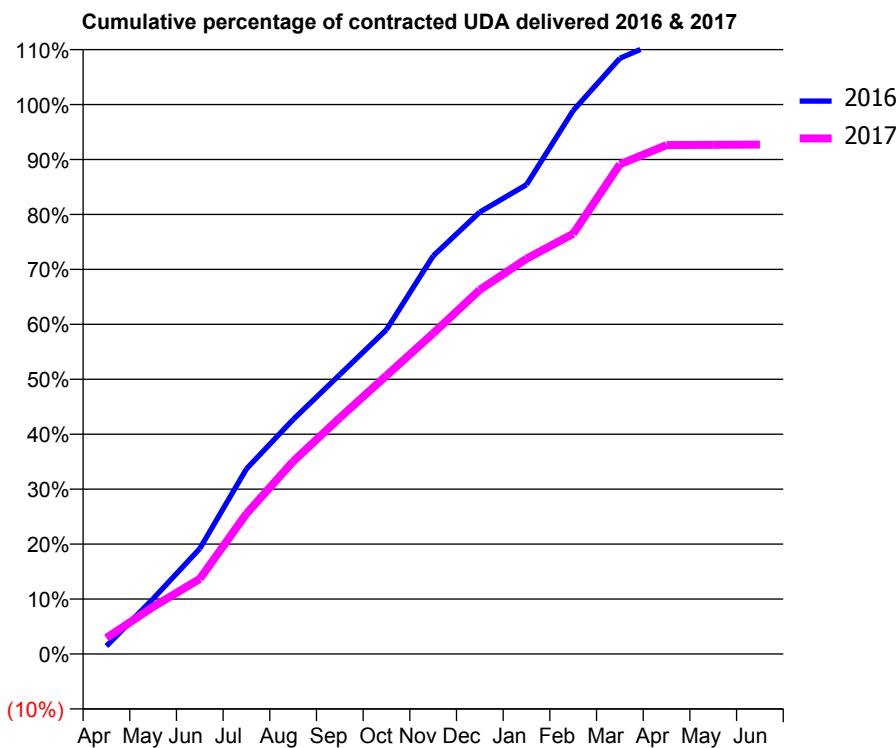
16/17 Contracted general activity (UDA)	12,000
Carry forward general activity (UDA)	0
16/17 Contracted orthodontic activity (UOA)	0
Carry forward orthodontic activity (UOA)	0
Baseline contract value	£329,571.00

ACCESS*

Patients seen in 24 months	Total	Change since previous quarter
Quarter ending March 2016	5,619	
Quarter ending June 2016	5,373	↓
Quarter ending September 2016	5,220	↓
Quarter ending December 2016	5,053	↓
Quarter ending March 2017	4,883	↓
Variance since March 2016	(13.1%)	↓



ACTIVITY



Month	Adjusted Scheduled Activity (UDA)	
	2016	2017
April	177	350
May	1,234	1,030
June	2,356	1,640
July	4,137	3,064
August	5,242	4,207
September	6,244	5,160
October	7,247	6,083
November	8,896	7,003
December	9,877	7,955
January	10,489	8,633
February	12,144	9,176
March	13,314	10,694
April	13,761	11,114
May	13,809	11,119
June	13,817	11,125

QUALITY

	Quantity	Base Number	Contract	AT	Region	England
% of FP17s for the same patient ID Re-attending within 3 months - Children	101	936	10.8%	12.9%	13.3%	12.3%
% of FP17s for the same patient ID Re-attending within 3 months - Adults	667	4,970	13.4%	17.6%	17.3%	16.7%
% of FP17s for the same patient ID Re-attending between 3 & 9 months - Children	544	936	58.1%	56.2%	58.9%	57.6%
% of FP17s for the same patient ID Re-attending between 3 & 9 months - Adults	2,366	4,970	47.6%	49.9%	52.2%	50.1%
% of FP17s for Band 1 Urgent Courses	821	5,881	14.0%	10.4%	9.2%	9.1%
% of FP17s Relating to Free Repair or Replacements	45	5,881	0.8%	0.9%	1.0%	0.8%
% of FP17s Relating to Continuations	19	5,881	0.3%	1.3%	1.4%	1.2%
% of Patients satisfied with the dentistry they have received	3	4	N/A	92.1%	93.1%	92.8%
% of Patients satisfied with the time they had to wait for an appointment	4	4	N/A	88.1%	89.5%	88.7%

* This is based on patients treated on this contract for their most recent course of treatment. Figures in italics indicate the base number of FP17s or Patient Questionnaire responses are less than 100. N/A is shown where the base number of responses is less than 10 during the period. % is calculated as Quantity/Base number*100

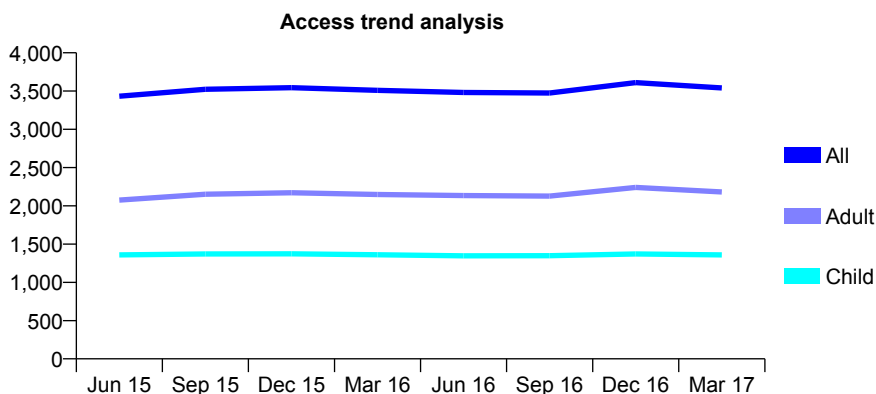
Q46 - Vital Signs At a Glance Contract Report for 103845/0001 - Year end March 2017

Name or company name	Ian Wood and Partners
Contract type name	GDS Contract
Purpose of contract	General
Contract start date	01/09/2010
Contract end date	

16/17 Contracted general activity (UDA)	9,500
Carry forward general activity (UDA)	-190
16/17 Contracted orthodontic activity (UOA)	0
Carry forward orthodontic activity (UOA)	0
Baseline contract value	£238,021.75

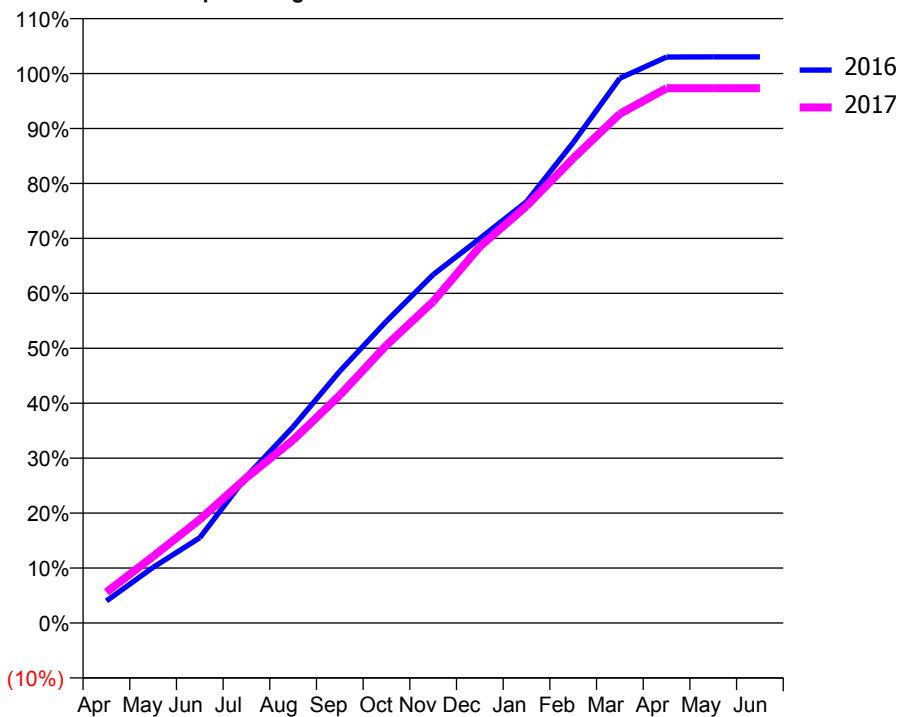
ACCESS*

Patients seen in 24 months	Total	Change since previous quarter
Quarter ending March 2016	3,509	
Quarter ending June 2016	3,482	→
Quarter ending September 2016	3,475	→
Quarter ending December 2016	3,611	↑
Quarter ending March 2017	3,540	↓
Variance since March 2016	0.9%	→



ACTIVITY

Cumulative percentage of contracted UDA delivered 2016 & 2017



Month	Adjusted Scheduled Activity (UDA)	
	2016	2017
April	382	533
May	962	1,153
June	1,473	1,790
July	2,532	2,511
August	3,392	3,165
September	4,355	3,940
October	5,218	4,803
November	6,023	5,557
December	6,648	6,506
January	7,283	7,207
February	8,305	8,033
March	9,419	8,802
April	9,785	9,246
May	9,787	9,246
June	9,787	9,246

QUALITY

	Quantity	Base Number	Contract	AT	Region	England
% of FP17s for the same patient ID Re-attending within 3 months - Children	354	2,439	14.5%	12.9%	13.3%	12.3%
% of FP17s for the same patient ID Re-attending within 3 months - Adults	429	2,815	15.2%	17.6%	17.3%	16.7%
% of FP17s for the same patient ID Re-attending between 3 & 9 months - Children	1,516	2,439	62.2%	56.2%	58.9%	57.6%
% of FP17s for the same patient ID Re-attending between 3 & 9 months - Adults	1,441	2,815	51.2%	49.9%	52.2%	50.1%
% of FP17s for Band 1 Urgent Courses	300	5,260	5.7%	10.4%	9.2%	9.1%
% of FP17s Relating to Free Repair or Replacements	32	5,260	0.6%	0.9%	1.0%	0.8%
% of FP17s Relating to Continuations	141	5,260	2.7%	1.3%	1.4%	1.2%
% of Patients satisfied with the dentistry they have received	2	2	N/A	92.1%	93.1%	92.8%
% of Patients satisfied with the time they had to wait for an appointment	2	2	N/A	88.1%	89.5%	88.7%

* This is based on patients treated on this contract for their most recent course of treatment. Figures in italics indicate the base number of FP17s or Patient Questionnaire responses are less than 100. N/A is shown where the base number of responses is less than 10 during the period. % is calculated as Quantity/Base number*100

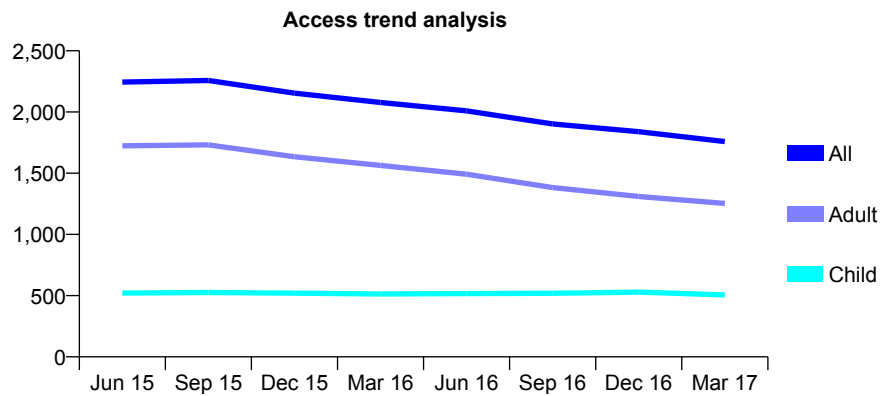
Q46 - Vital Signs At a Glance Contract Report for 106984/0006 - Year end March 2017

Name or company name	Ravat and Ray Dental Care (Salford) Ltd
Contract type name	GDS Contract
Purpose of contract	General
Contract start date	01/04/2013
Contract end date	

16/17 Contracted general activity (UDA)	7,000
Carry forward general activity (UDA)	-119
16/17 Contracted orthodontic activity (UOA)	0
Carry forward orthodontic activity (UOA)	0
Baseline contract value	£213,631.93

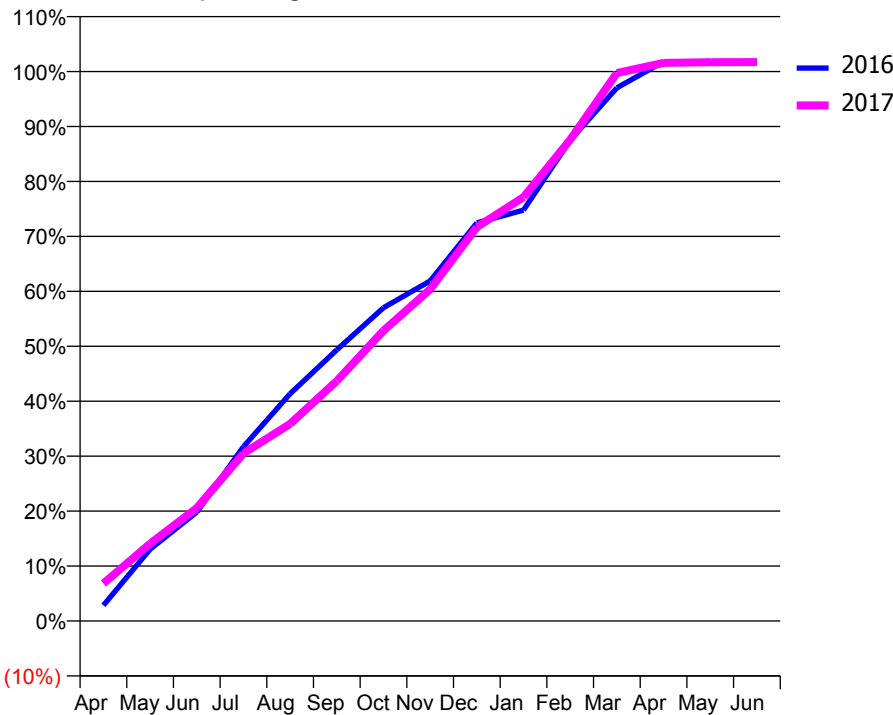
ACCESS*

Patients seen in 24 months	Total	Change since previous quarter
Quarter ending March 2016	2,078	
Quarter ending June 2016	2,009	↓
Quarter ending September 2016	1,902	↓
Quarter ending December 2016	1,839	↓
Quarter ending March 2017	1,759	↓
Variance since March 2016	(15.4%)	↓



ACTIVITY

Cumulative percentage of contracted UDA delivered 2016 & 2017



Month	Adjusted Scheduled Activity (UDA)	
	2016	2017
April	207	478
May	948	986
June	1,436	1,440
July	2,301	2,137
August	2,999	2,512
September	3,577	3,058
October	4,133	3,699
November	4,488	4,225
December	5,252	5,018
January	5,421	5,399
February	6,344	6,131
March	7,034	6,981
April	7,379	7,109
May	7,368	7,119
June	7,369	7,120

QUALITY

	Quantity	Base Number	Contract	AT	Region	England
% of FP17s for the same patient ID Re-attending within 3 months - Children	171	855	20.0%	12.9%	13.3%	12.3%
% of FP17s for the same patient ID Re-attending within 3 months - Adults	344	1,810	19.0%	17.6%	17.3%	16.7%
% of FP17s for the same patient ID Re-attending between 3 & 9 months - Children	482	855	56.4%	56.2%	58.9%	57.6%
% of FP17s for the same patient ID Re-attending between 3 & 9 months - Adults	978	1,810	54.0%	49.9%	52.2%	50.1%
% of FP17s for Band 1 Urgent Courses	225	2,585	8.7%	10.4%	9.2%	9.1%
% of FP17s Relating to Free Repair or Replacements	7	2,585	0.3%	0.9%	1.0%	0.8%
% of FP17s Relating to Continuations	12	2,585	0.5%	1.3%	1.4%	1.2%
% of Patients satisfied with the dentistry they have received	0	0	N/A	92.1%	93.1%	92.8%
% of Patients satisfied with the time they had to wait for an appointment	0	0	N/A	88.1%	89.5%	88.7%

* This is based on patients treated on this contract for their most recent course of treatment. Figures in italics indicate the base number of FP17s or Patient Questionnaire responses are less than 100. N/A is shown where the base number of responses is less than 10 during the period. % is calculated as Quantity/Base number*100

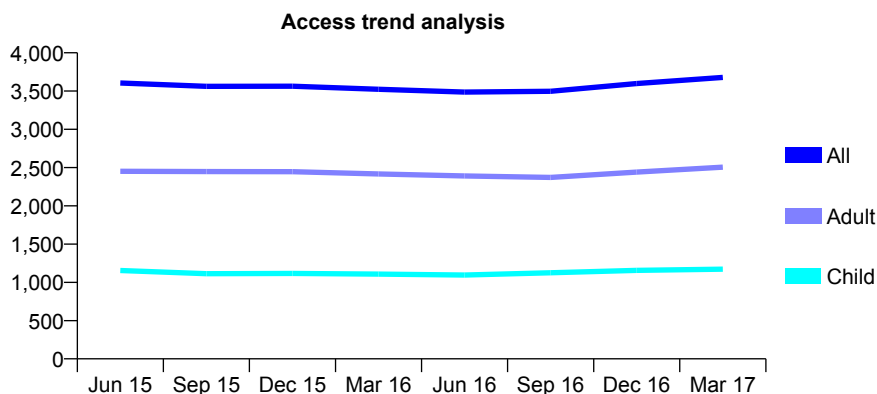
Q46 - Vital Signs At a Glance Contract Report for 108367/0001 - Year end March 2017

Name or company name	Bell Lane Dental Practice
Contract type name	GDS Contract
Purpose of contract	General and Orthodontic
Contract start date	01/04/2012
Contract end date	

16/17 Contracted general activity (UDA)	12,338
Carry forward general activity (UDA)	-169
16/17 Contracted orthodontic activity (UOA)	1,680
Carry forward orthodontic activity (UOA)	-34
Baseline contract value	£559,800.51

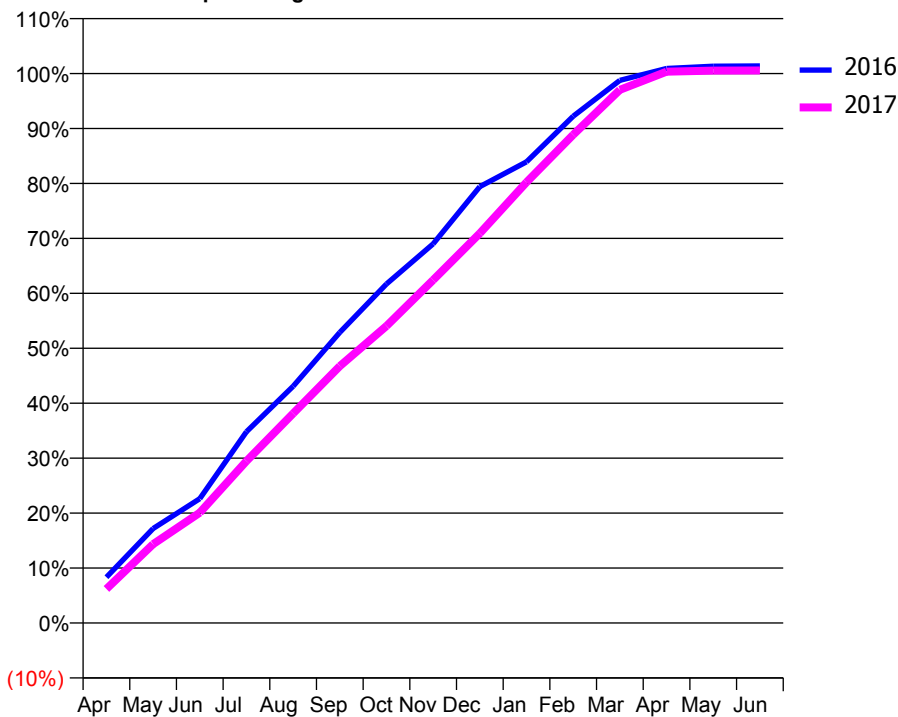
ACCESS*

Patients seen in 24 months	Total	Change since previous quarter
Quarter ending March 2016	3,524	
Quarter ending June 2016	3,487	↓
Quarter ending September 2016	3,497	→
Quarter ending December 2016	3,598	↑
Quarter ending March 2017	3,678	↑
Variance since March 2016	4.4%	↑



ACTIVITY

Cumulative percentage of contracted UDA delivered 2016 & 2017



Month	Adjusted Scheduled Activity (UDA)	
	2016	2017
April	1,030	764
May	2,120	1,770
June	2,791	2,478
July	4,294	3,635
August	5,316	4,704
September	6,526	5,767
October	7,612	6,669
November	8,512	7,703
December	9,797	8,750
January	10,354	9,896
February	11,380	10,962
March	12,185	11,971
April	12,450	12,379
May	12,501	12,401
June	12,507	12,405

QUALITY

	Quantity	Base Number	Contract	AT	Region	England
% of FP17s for the same patient ID Re-attending within 3 months - Children	141	1,960	7.2%	12.9%	13.3%	12.3%
% of FP17s for the same patient ID Re-attending within 3 months - Adults	450	3,561	12.6%	17.6%	17.3%	16.7%
% of FP17s for the same patient ID Re-attending between 3 & 9 months - Children	1,227	1,960	62.6%	56.2%	58.9%	57.6%
% of FP17s for the same patient ID Re-attending between 3 & 9 months - Adults	1,996	3,561	56.1%	49.9%	52.2%	50.1%
% of FP17s for Band 1 Urgent Courses	197	5,364	3.7%	10.4%	9.2%	9.1%
% of FP17s Relating to Free Repair or Replacements	74	5,364	1.4%	0.9%	1.0%	0.8%
% of FP17s Relating to Continuations	113	5,364	2.1%	1.3%	1.4%	1.2%
% of Patients satisfied with the dentistry they have received	2	2	N/A	92.1%	93.1%	92.8%
% of Patients satisfied with the time they had to wait for an appointment	2	2	N/A	88.1%	89.5%	88.7%

* This is based on patients treated on this contract for their most recent course of treatment. Figures in italics indicate the base number of FP17s or Patient Questionnaire responses are less than 100. N/A is shown where the base number of responses is less than 10 during the period. % is calculated as Quantity/Base number*100

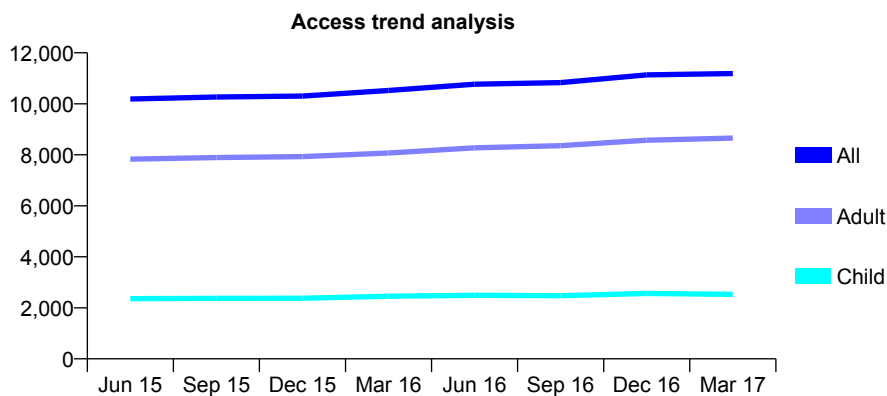
Q46 - Vital Signs At a Glance Contract Report for 108944/0001 - Year end March 2017

Name or company name	Kenworthy Street Partnership
Contract type name	GDS Contract
Purpose of contract	General
Contract start date	01/04/2011
Contract end date	

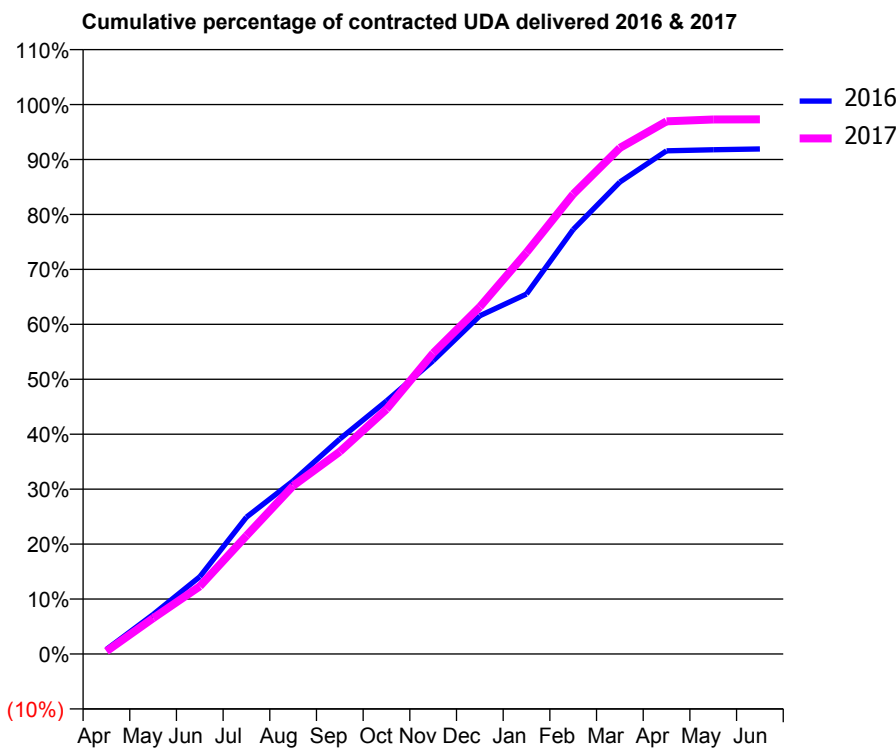
16/17 Contracted general activity (UDA)	33,191
Carry forward general activity (UDA)	1,121
16/17 Contracted orthodontic activity (UOA)	0
Carry forward orthodontic activity (UOA)	0
Baseline contract value	£1,090,531.85

ACCESS*

Patients seen in 24 months	Total	Change since previous quarter
Quarter ending March 2016	10,525	
Quarter ending June 2016	10,769	↑
Quarter ending September 2016	10,831	→
Quarter ending December 2016	11,134	↑
Quarter ending March 2017	11,188	→
Variance since March 2016	6.3%	↑



ACTIVITY



Month	Adjusted Scheduled Activity (UDA)	
	2016	2017
April	272	162
May	2,355	2,164
June	4,598	4,090
July	8,142	7,146
August	10,304	10,158
September	12,795	12,222
October	15,057	14,784
November	17,452	18,175
December	20,122	20,967
January	21,416	24,254
February	25,252	27,773
March	28,081	30,567
April	29,933	32,176
May	29,996	32,283
June	30,045	32,297

QUALITY

	Quantity	Base Number	Contract	AT	Region	England
% of FP17s for the same patient ID Re-attending within 3 months - Children	195	3,296	5.9%	12.9%	13.3%	12.3%
% of FP17s for the same patient ID Re-attending within 3 months - Adults	1,205	10,329	11.7%	17.6%	17.3%	16.7%
% of FP17s for the same patient ID Re-attending between 3 & 9 months - Children	1,700	3,296	51.6%	56.2%	58.9%	57.6%
% of FP17s for the same patient ID Re-attending between 3 & 9 months - Adults	3,848	10,329	37.3%	49.9%	52.2%	50.1%
% of FP17s for Band 1 Urgent Courses	847	13,522	6.3%	10.4%	9.2%	9.1%
% of FP17s Relating to Free Repair or Replacements	100	13,522	0.7%	0.9%	1.0%	0.8%
% of FP17s Relating to Continuations	214	13,522	1.6%	1.3%	1.4%	1.2%
% of Patients satisfied with the dentistry they have received	10	10	100.0%	92.1%	93.1%	92.8%
% of Patients satisfied with the time they had to wait for an appointment	9	10	90.0%	88.1%	89.5%	88.7%

* This is based on patients treated on this contract for their most recent course of treatment. Figures in italics indicate the base number of FP17s or Patient Questionnaire responses are less than 100. N/A is shown where the base number of responses is less than 10 during the period. % is calculated as Quantity/Base number*100

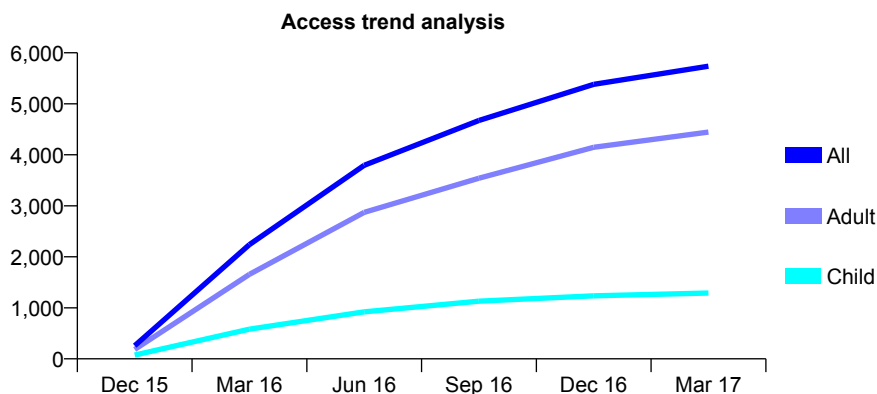
Q46 - Vital Signs At a Glance Contract Report for 109037/0001 - Year end March 2017

Name or company name	Cheadle Heath Dental Practice
Contract type name	GDS Contract
Purpose of contract	General
Contract start date	01/12/2015
Contract end date	

16/17 Contracted general activity (UDA)	17,500
Carry forward general activity (UDA)	31
16/17 Contracted orthodontic activity (UOA)	0
Carry forward orthodontic activity (UOA)	0
Baseline contract value	£513,252.07

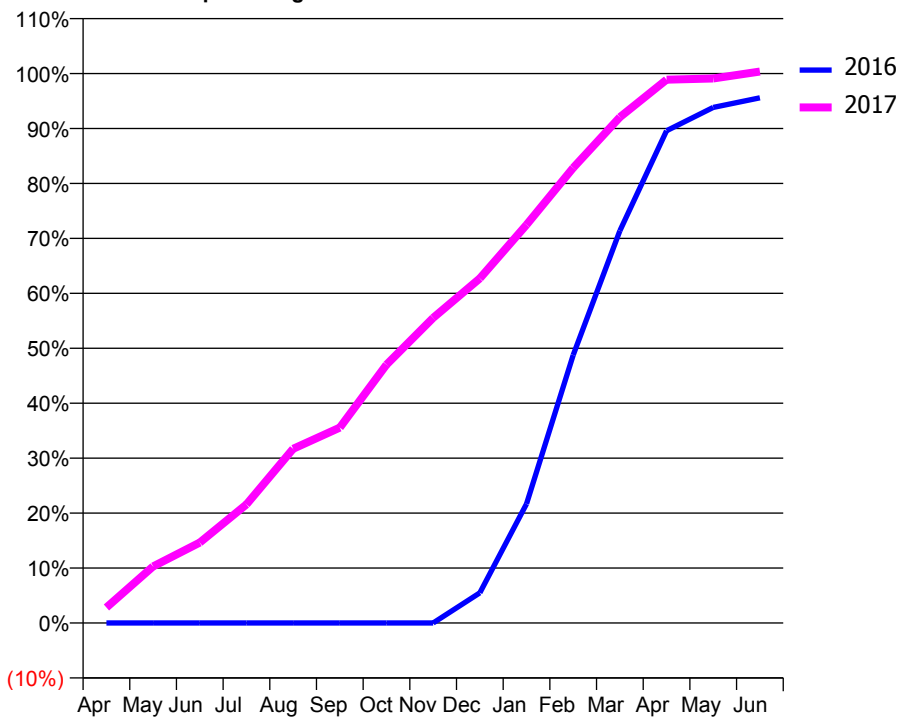
ACCESS*

Patients seen in 24 months	Total	Change since previous quarter
Quarter ending March 2016	2,240	
Quarter ending June 2016	3,794	↑
Quarter ending September 2016	4,673	↑
Quarter ending December 2016	5,383	↑
Quarter ending March 2017	5,737	↑
Variance since March 2016	156.1%	↑



ACTIVITY

Cumulative percentage of contracted UDA delivered 2016 & 2017



Adjusted Scheduled Activity (UDA)

Month	2016	2017
April	0	493
May	0	1,805
June	0	2,561
July	0	3,775
August	0	5,547
September	0	6,222
October	0	8,227
November	0	9,719
December	330	10,977
January	1,304	12,681
February	2,932	14,495
March	4,292	16,111
April	5,387	17,304
May	5,642	17,341
June	5,747	17,563

QUALITY

	Quantity	Base Number	Contract	AT	Region	England
% of FP17s for the same patient ID Re-attending within 3 months - Children	160	2,071	7.7%	12.9%	13.3%	12.3%
% of FP17s for the same patient ID Re-attending within 3 months - Adults	890	6,875	12.9%	17.6%	17.3%	16.7%
% of FP17s for the same patient ID Re-attending between 3 & 9 months - Children	893	2,071	43.1%	56.2%	58.9%	57.6%
% of FP17s for the same patient ID Re-attending between 3 & 9 months - Adults	2,403	6,875	35.0%	49.9%	52.2%	50.1%
% of FP17s for Band 1 Urgent Courses	303	8,985	3.4%	10.4%	9.2%	9.1%
% of FP17s Relating to Free Repair or Replacements	101	8,985	1.1%	0.9%	1.0%	0.8%
% of FP17s Relating to Continuations	104	8,985	1.2%	1.3%	1.4%	1.2%
% of Patients satisfied with the dentistry they have received	21	22	95.5%	92.1%	93.1%	92.8%
% of Patients satisfied with the time they had to wait for an appointment	22	22	100.0%	88.1%	89.5%	88.7%

* This is based on patients treated on this contract for their most recent course of treatment. Figures in italics indicate the base number of FP17s or Patient Questionnaire responses are less than 100. N/A is shown where the base number of responses is less than 10 during the period. % is calculated as Quantity/Base number*100

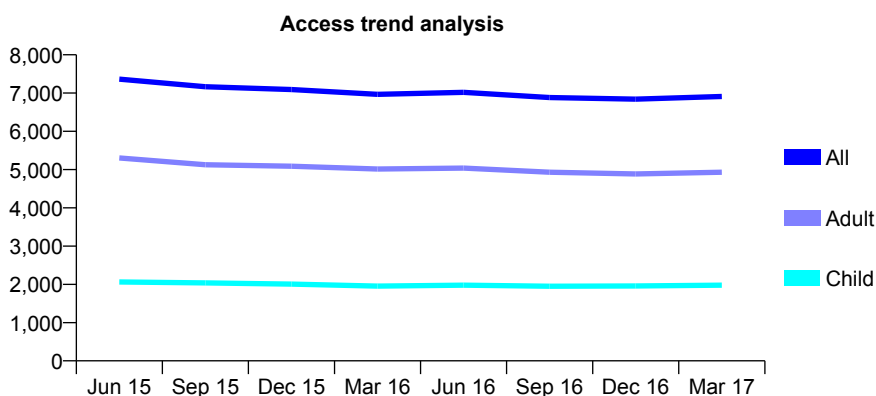
Q46 - Vital Signs At a Glance Contract Report for 109169/0001 - Year end March 2017

Name or company name	Ash Dental Practice Limited
Contract type name	GDS Contract
Purpose of contract	General
Contract start date	01/07/2010
Contract end date	

16/17 Contracted general activity (UDA)	20,111
Carry forward general activity (UDA)	-184
16/17 Contracted orthodontic activity (UOA)	0
Carry forward orthodontic activity (UOA)	0
Baseline contract value	£613,493.19

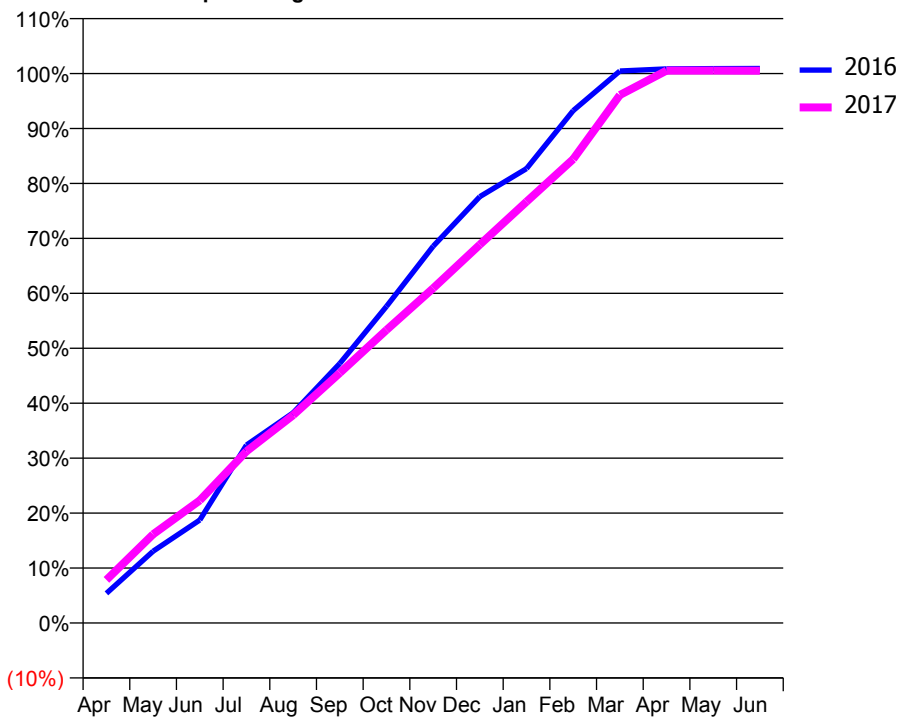
ACCESS*

Patients seen in 24 months	Total	Change since previous quarter
Quarter ending March 2016	6,968	
Quarter ending June 2016	7,017	→
Quarter ending September 2016	6,882	↓
Quarter ending December 2016	6,842	→
Quarter ending March 2017	6,909	→
Variance since March 2016	(0.8%)	→



ACTIVITY

Cumulative percentage of contracted UDA delivered 2016 & 2017



Month	Adjusted Scheduled Activity (UDA)	
	2016	2017
April	1,103	1,581
May	2,665	3,247
June	3,821	4,487
July	6,605	6,285
August	7,802	7,604
September	9,631	9,152
October	11,751	10,726
November	13,981	12,250
December	15,824	13,847
January	16,863	15,419
February	19,015	16,978
March	20,482	19,322
April	20,561	20,216
May	20,573	20,216
June	20,575	20,214

QUALITY

	Quantity	Base Number	Contract	AT	Region	England
% of FP17s for the same patient ID Re-attending within 3 months - Children	420	3,142	13.4%	12.9%	13.3%	12.3%
% of FP17s for the same patient ID Re-attending within 3 months - Adults	1,482	7,302	20.3%	17.6%	17.3%	16.7%
% of FP17s for the same patient ID Re-attending between 3 & 9 months - Children	1,817	3,142	57.8%	56.2%	58.9%	57.6%
% of FP17s for the same patient ID Re-attending between 3 & 9 months - Adults	3,565	7,302	48.8%	49.9%	52.2%	50.1%
% of FP17s for Band 1 Urgent Courses	1,562	10,000	15.6%	10.4%	9.2%	9.1%
% of FP17s Relating to Free Repair or Replacements	91	10,000	0.9%	0.9%	1.0%	0.8%
% of FP17s Relating to Continuations	1	10,000	0.0%	1.3%	1.4%	1.2%
% of Patients satisfied with the dentistry they have received	5	5	N/A	92.1%	93.1%	92.8%
% of Patients satisfied with the time they had to wait for an appointment	4	5	N/A	88.1%	89.5%	88.7%

* This is based on patients treated on this contract for their most recent course of treatment. Figures in italics indicate the base number of FP17s or Patient Questionnaire responses are less than 100. N/A is shown where the base number of responses is less than 10 during the period. % is calculated as Quantity/Base number*100

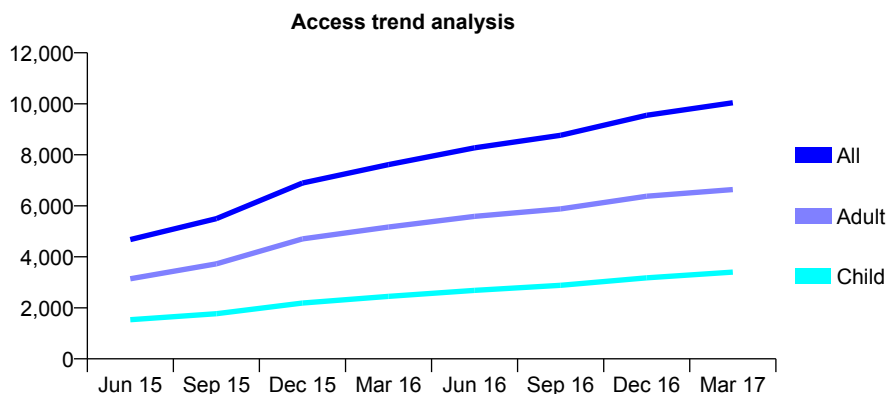
Q46 - Vital Signs At a Glance Contract Report for 109266/0001 - Year end March 2017

Name or company name	Urgent Dental Care Ltd
Contract type name	GDS Contract
Purpose of contract	General
Contract start date	01/09/2013
Contract end date	

16/17 Contracted general activity (UDA)	27,120
Carry forward general activity (UDA)	16,734
16/17 Contracted orthodontic activity (UOA)	0
Carry forward orthodontic activity (UOA)	0
Baseline contract value	£785,780.23

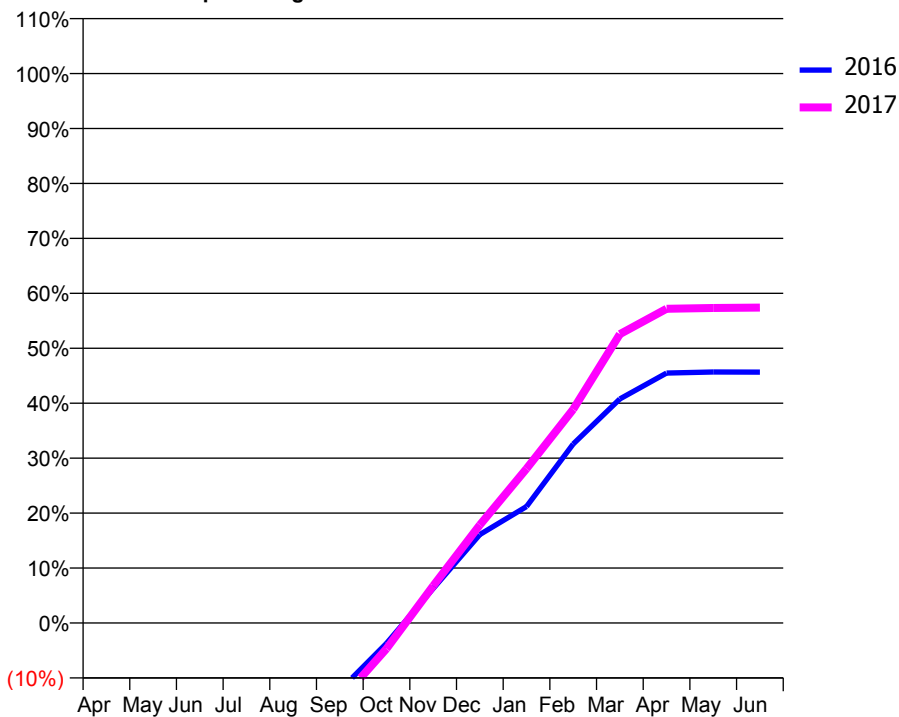
ACCESS*

Patients seen in 24 months	Total	Change since previous quarter
Quarter ending March 2016	7,618	
Quarter ending June 2016	8,274	↑
Quarter ending September 2016	8,768	↑
Quarter ending December 2016	9,552	↑
Quarter ending March 2017	10,041	↑
Variance since March 2016	31.8%	↑



ACTIVITY

Cumulative percentage of contracted UDA delivered 2016 & 2017



Month	Adjusted Scheduled Activity (UDA)	
	2016	2017
April	-14,007	-15,354
May	-12,323	-12,498
June	-10,745	-10,701
July	-8,209	-7,924
August	-6,382	-5,718
September	-3,775	-3,886
October	-1,145	-1,270
November	1,934	1,835
December	4,956	4,840
January	6,528	7,620
February	10,032	10,549
March	12,560	14,260
April	14,011	15,506
May	14,068	15,546
June	14,066	15,567

QUALITY

	Quantity	Base Number	Contract	AT	Region	England
% of FP17s for the same patient ID Re-attending within 3 months - Children	468	4,826	9.7%	12.9%	13.3%	12.3%
% of FP17s for the same patient ID Re-attending within 3 months - Adults	1,352	8,444	16.0%	17.6%	17.3%	16.7%
% of FP17s for the same patient ID Re-attending between 3 & 9 months - Children	2,297	4,826	47.6%	56.2%	58.9%	57.6%
% of FP17s for the same patient ID Re-attending between 3 & 9 months - Adults	3,640	8,444	43.1%	49.9%	52.2%	50.1%
% of FP17s for Band 1 Urgent Courses	1,088	13,153	8.3%	10.4%	9.2%	9.1%
% of FP17s Relating to Free Repair or Replacements	108	13,153	0.8%	0.9%	1.0%	0.8%
% of FP17s Relating to Continuations	33	13,153	0.3%	1.3%	1.4%	1.2%
% of Patients satisfied with the dentistry they have received	3	4	N/A	92.1%	93.1%	92.8%
% of Patients satisfied with the time they had to wait for an appointment	3	4	N/A	88.1%	89.5%	88.7%

* This is based on patients treated on this contract for their most recent course of treatment. Figures in italics indicate the base number of FP17s or Patient Questionnaire responses are less than 100. N/A is shown where the base number of responses is less than 10 during the period. % is calculated as Quantity/Base number*100

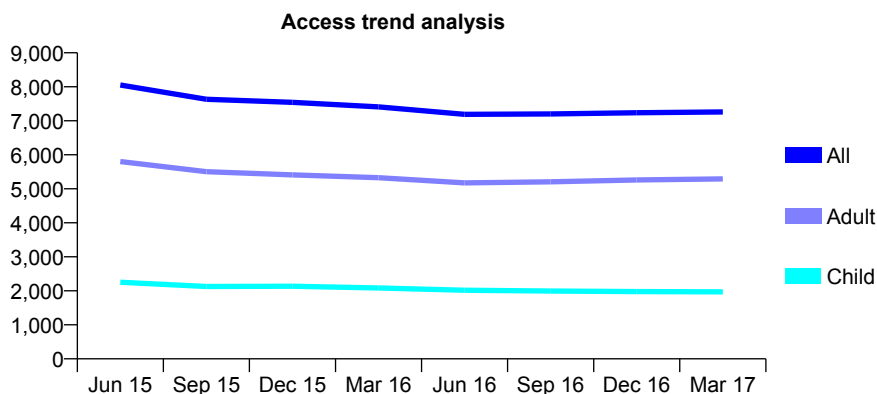
Q46 - Vital Signs At a Glance Contract Report for 109703/0001 - Year end March 2017

Name or company name	Clarendon Dental Practice
Contract type name	GDS Contract
Purpose of contract	General
Contract start date	01/04/2009
Contract end date	

16/17 Contracted general activity (UDA)	23,600
Carry forward general activity (UDA)	-591
16/17 Contracted orthodontic activity (UOA)	0
Carry forward orthodontic activity (UOA)	0
Baseline contract value	£776,345.58

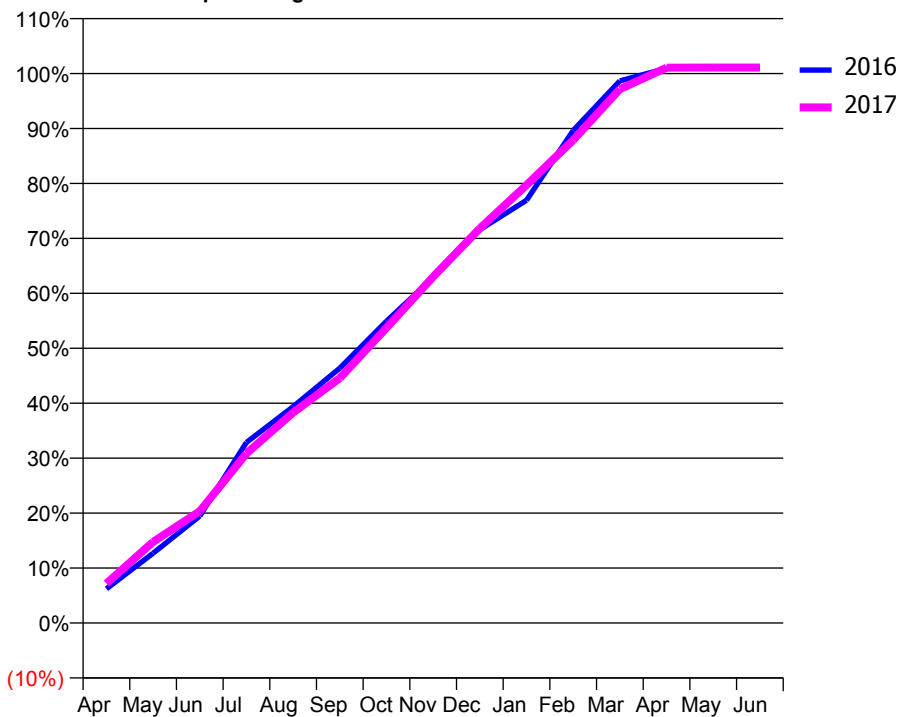
ACCESS*

Patients seen in 24 months	Total	Change since previous quarter
Quarter ending March 2016	7,410	
Quarter ending June 2016	7,191	↓
Quarter ending September 2016	7,200	→
Quarter ending December 2016	7,237	→
Quarter ending March 2017	7,262	→
Variance since March 2016	(2.0%)	↓



ACTIVITY

Cumulative percentage of contracted UDA delivered 2016 & 2017



Month	Adjusted Scheduled Activity (UDA)	
	2016	2017
April	1,470	1,698
May	2,998	3,487
June	4,594	4,799
July	7,757	7,280
August	9,291	9,040
September	10,946	10,519
October	12,961	12,679
November	14,833	14,871
December	16,891	16,947
January	18,157	18,813
February	21,153	20,741
March	23,285	22,925
April	23,827	23,850
May	23,837	23,856
June	23,837	23,857

QUALITY

	Quantity	Base Number	Contract	AT	Region	England
% of FP17s for the same patient ID Re-attending within 3 months - Children	229	3,052	7.5%	12.9%	13.3%	12.3%
% of FP17s for the same patient ID Re-attending within 3 months - Adults	893	7,487	11.9%	17.6%	17.3%	16.7%
% of FP17s for the same patient ID Re-attending between 3 & 9 months - Children	1,743	3,052	57.1%	56.2%	58.9%	57.6%
% of FP17s for the same patient ID Re-attending between 3 & 9 months - Adults	3,859	7,487	51.5%	49.9%	52.2%	50.1%
% of FP17s for Band 1 Urgent Courses	1,143	10,696	10.7%	10.4%	9.2%	9.1%
% of FP17s Relating to Free Repair or Replacements	64	10,696	0.6%	0.9%	1.0%	0.8%
% of FP17s Relating to Continuations	148	10,696	1.4%	1.3%	1.4%	1.2%
% of Patients satisfied with the dentistry they have received	5	5	N/A	92.1%	93.1%	92.8%
% of Patients satisfied with the time they had to wait for an appointment	5	5	N/A	88.1%	89.5%	88.7%

* This is based on patients treated on this contract for their most recent course of treatment. Figures in italics indicate the base number of FP17s or Patient Questionnaire responses are less than 100. N/A is shown where the base number of responses is less than 10 during the period. % is calculated as Quantity/Base number*100

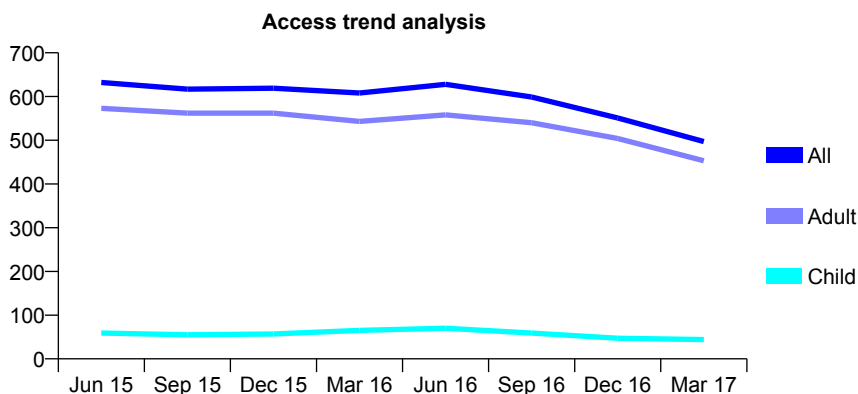
Q46 - Vital Signs At a Glance Contract Report for 109703/0002 - Year end March 2017

Name or company name	Clarendon Dental Practice
Contract type name	GDS Contract
Purpose of contract	General
Contract start date	01/04/2009
Contract end date	

16/17 Contracted general activity (UDA)	985
Carry forward general activity (UDA)	12
16/17 Contracted orthodontic activity (UOA)	0
Carry forward orthodontic activity (UOA)	0
Baseline contract value	£39,034.65

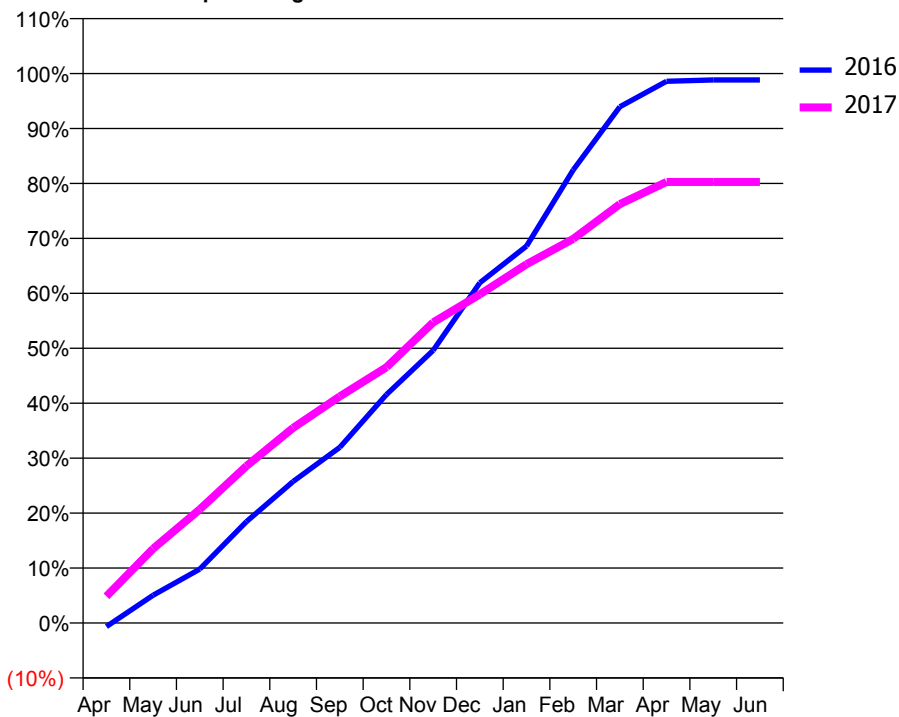
ACCESS*

Patients seen in 24 months	Total	Change since previous quarter
Quarter ending March 2016	608	
Quarter ending June 2016	628	↑
Quarter ending September 2016	599	↓
Quarter ending December 2016	551	↓
Quarter ending March 2017	497	↓
Variance since March 2016	(18.3%)	↓



ACTIVITY

Cumulative percentage of contracted UDA delivered 2016 & 2017



Month	Adjusted Scheduled Activity (UDA)	
	2016	2017
April	-7	48
May	50	133
June	97	204
July	182	281
August	254	350
September	315	406
October	410	459
November	489	539
December	610	589
January	676	643
February	812	689
March	925	751
April	971	791
May	973	791
June	973	791

QUALITY

	Quantity	Base Number	Contract	AT	Region	England
% of FP17s for the same patient ID Re-attending within 3 months - Children	3	96	3.1%	12.9%	13.3%	12.3%
% of FP17s for the same patient ID Re-attending within 3 months - Adults	14	581	2.4%	17.6%	17.3%	16.7%
% of FP17s for the same patient ID Re-attending between 3 & 9 months - Children	2	96	2.1%	56.2%	58.9%	57.6%
% of FP17s for the same patient ID Re-attending between 3 & 9 months - Adults	6	581	1.0%	49.9%	52.2%	50.1%
% of FP17s for Band 1 Urgent Courses	663	670	99.0%	10.4%	9.2%	9.1%
% of FP17s Relating to Free Repair or Replacements	0	670	0.0%	0.9%	1.0%	0.8%
% of FP17s Relating to Continuations	0	670	0.0%	1.3%	1.4%	1.2%
% of Patients satisfied with the dentistry they have received	1	1	N/A	92.1%	93.1%	92.8%
% of Patients satisfied with the time they had to wait for an appointment	1	1	N/A	88.1%	89.5%	88.7%

* This is based on patients treated on this contract for their most recent course of treatment. Figures in italics indicate the base number of FP17s or Patient Questionnaire responses are less than 100. N/A is shown where the base number of responses is less than 10 during the period. % is calculated as Quantity/Base number*100

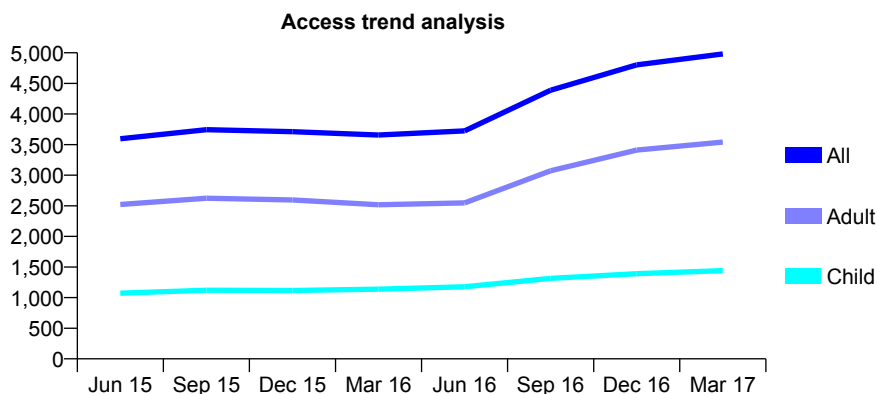
Q46 - Vital Signs At a Glance Contract Report for 109800/0001 - Year end March 2017

Name or company name	Pinfold Dental Practice
Contract type name	GDS Contract
Purpose of contract	General
Contract start date	01/02/2008
Contract end date	

16/17 Contracted general activity (UDA)	18,676
Carry forward general activity (UDA)	-8
16/17 Contracted orthodontic activity (UOA)	0
Carry forward orthodontic activity (UOA)	0
Baseline contract value	£571,726.75

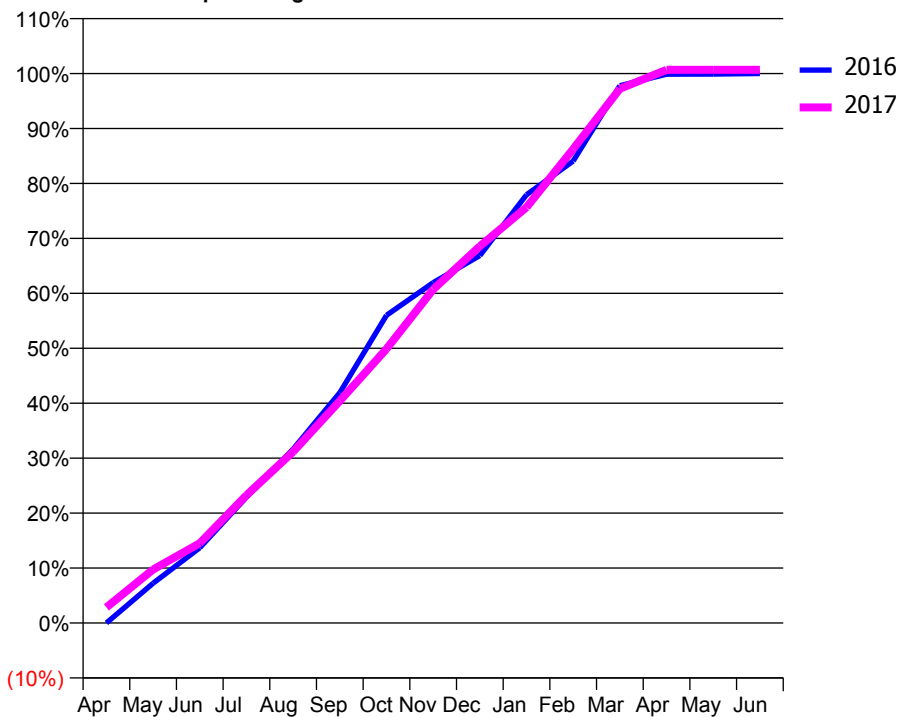
ACCESS*

Patients seen in 24 months	Total	Change since previous quarter
Quarter ending March 2016	3,656	
Quarter ending June 2016	3,725	→
Quarter ending September 2016	4,388	↑
Quarter ending December 2016	4,803	↑
Quarter ending March 2017	4,982	↑
Variance since March 2016	36.3%	↑



ACTIVITY

Cumulative percentage of contracted UDA delivered 2016 & 2017



Month	Adjusted Scheduled Activity (UDA)	
	2016	2017
April	2	533
May	828	1,820
June	1,567	2,714
July	2,619	4,346
August	3,622	5,823
September	4,797	7,549
October	6,408	9,318
November	7,088	11,338
December	7,652	12,804
January	8,918	14,130
February	9,620	16,110
March	11,189	18,158
April	11,427	18,802
May	11,432	18,802
June	11,442	18,802

QUALITY

	Quantity	Base Number	Contract	AT	Region	England
% of FP17s for the same patient ID Re-attending within 3 months - Children	228	2,211	10.3%	12.9%	13.3%	12.3%
% of FP17s for the same patient ID Re-attending within 3 months - Adults	1,017	5,376	18.9%	17.6%	17.3%	16.7%
% of FP17s for the same patient ID Re-attending between 3 & 9 months - Children	1,084	2,211	49.0%	56.2%	58.9%	57.6%
% of FP17s for the same patient ID Re-attending between 3 & 9 months - Adults	2,084	5,376	38.8%	49.9%	52.2%	50.1%
% of FP17s for Band 1 Urgent Courses	753	7,685	9.8%	10.4%	9.2%	9.1%
% of FP17s Relating to Free Repair or Replacements	17	7,685	0.2%	0.9%	1.0%	0.8%
% of FP17s Relating to Continuations	236	7,685	3.1%	1.3%	1.4%	1.2%
% of Patients satisfied with the dentistry they have received	5	5	N/A	92.1%	93.1%	92.8%
% of Patients satisfied with the time they had to wait for an appointment	5	5	N/A	88.1%	89.5%	88.7%

* This is based on patients treated on this contract for their most recent course of treatment. Figures in italics indicate the base number of FP17s or Patient Questionnaire responses are less than 100. N/A is shown where the base number of responses is less than 10 during the period. % is calculated as Quantity/Base number*100

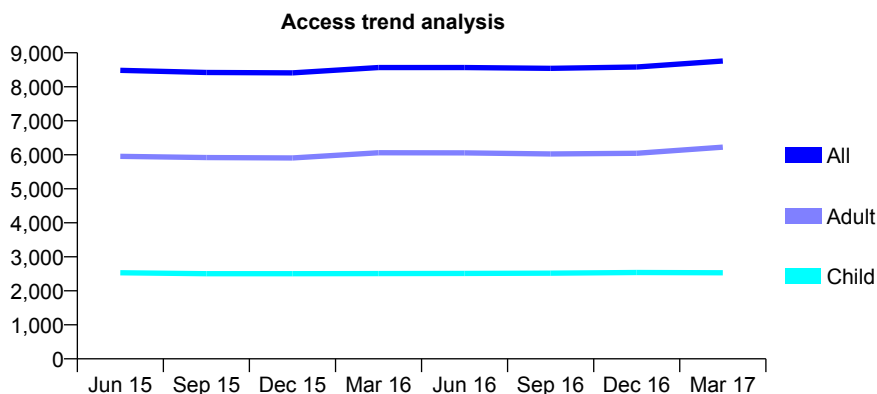
Q46 - Vital Signs At a Glance Contract Report for 109851/0002 - Year end March 2017

Name or company name	Wood & Woolfstein Dental Surgery
Contract type name	GDS Contract
Purpose of contract	General
Contract start date	01/04/2009
Contract end date	

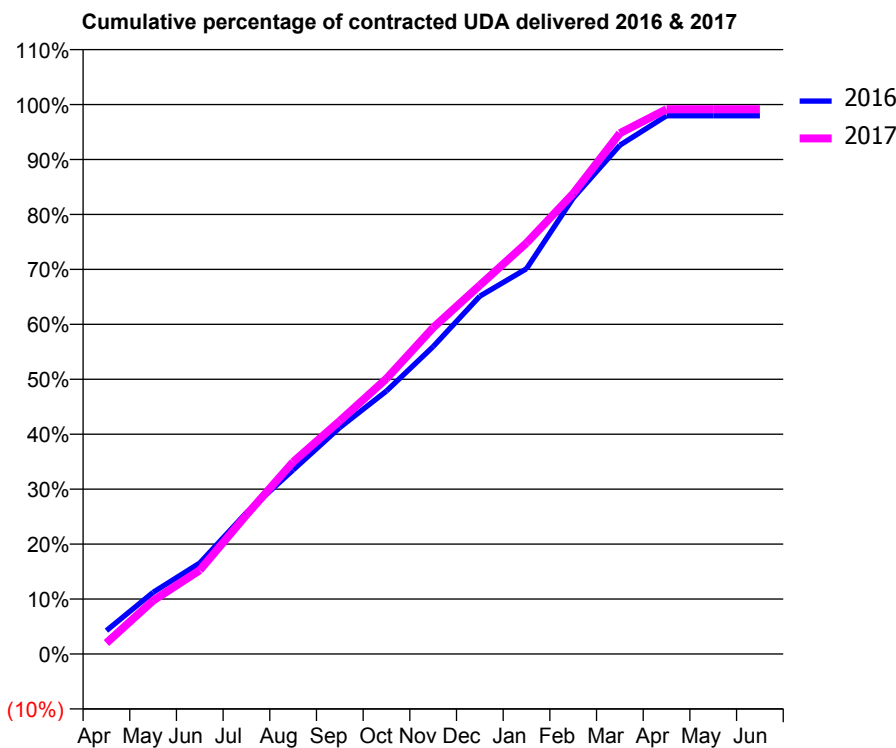
16/17 Contracted general activity (UDA)	29,704
Carry forward general activity (UDA)	604
16/17 Contracted orthodontic activity (UOA)	0
Carry forward orthodontic activity (UOA)	0
Baseline contract value	£968,814.34

ACCESS*

Patients seen in 24 months	Total	Change since previous quarter
Quarter ending March 2016	8,567	
Quarter ending June 2016	8,565	→
Quarter ending September 2016	8,542	→
Quarter ending December 2016	8,584	→
Quarter ending March 2017	8,757	↑
Variance since March 2016	2.2%	↑



ACTIVITY



Month	Adjusted Scheduled Activity (UDA)	
	2016	2017
April	1,263	597
May	3,334	2,887
June	4,917	4,527
July	7,641	7,520
August	9,953	10,382
September	12,241	12,605
October	14,219	14,892
November	16,622	17,642
December	19,345	19,934
January	20,831	22,218
February	24,649	24,891
March	27,501	28,151
April	29,098	29,447
May	29,100	29,450
June	29,100	29,450

QUALITY

	Quantity	Base Number	Contract	AT	Region	England
% of FP17s for the same patient ID Re-attending within 3 months - Children	424	4,419	9.6%	12.9%	13.3%	12.3%
% of FP17s for the same patient ID Re-attending within 3 months - Adults	1,897	10,700	17.7%	17.6%	17.3%	16.7%
% of FP17s for the same patient ID Re-attending between 3 & 9 months - Children	3,130	4,419	70.8%	56.2%	58.9%	57.6%
% of FP17s for the same patient ID Re-attending between 3 & 9 months - Adults	6,729	10,700	62.9%	49.9%	52.2%	50.1%
% of FP17s for Band 1 Urgent Courses	1,131	15,001	7.5%	10.4%	9.2%	9.1%
% of FP17s Relating to Free Repair or Replacements	131	15,001	0.9%	0.9%	1.0%	0.8%
% of FP17s Relating to Continuations	53	15,001	0.4%	1.3%	1.4%	1.2%
% of Patients satisfied with the dentistry they have received	12	12	100.0%	92.1%	93.1%	92.8%
% of Patients satisfied with the time they had to wait for an appointment	12	12	100.0%	88.1%	89.5%	88.7%

* This is based on patients treated on this contract for their most recent course of treatment. Figures in italics indicate the base number of FP17s or Patient Questionnaire responses are less than 100. N/A is shown where the base number of responses is less than 10 during the period. % is calculated as Quantity/Base number*100

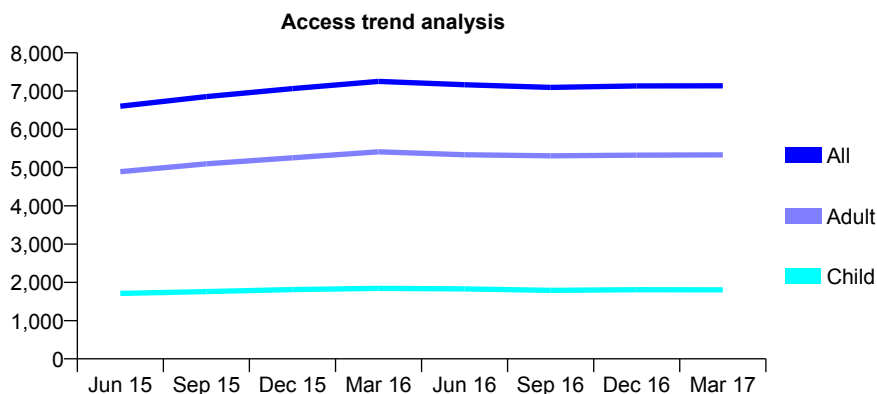
Q46 - Vital Signs At a Glance Contract Report for 110264/0001 - Year end March 2017

Name or company name	Spring Lane Dental Practice Ltd
Contract type name	GDS Contract
Purpose of contract	General
Contract start date	07/04/2014
Contract end date	

16/17 Contracted general activity (UDA)	21,657
Carry forward general activity (UDA)	0
16/17 Contracted orthodontic activity (UOA)	0
Carry forward orthodontic activity (UOA)	0
Baseline contract value	£602,265.93

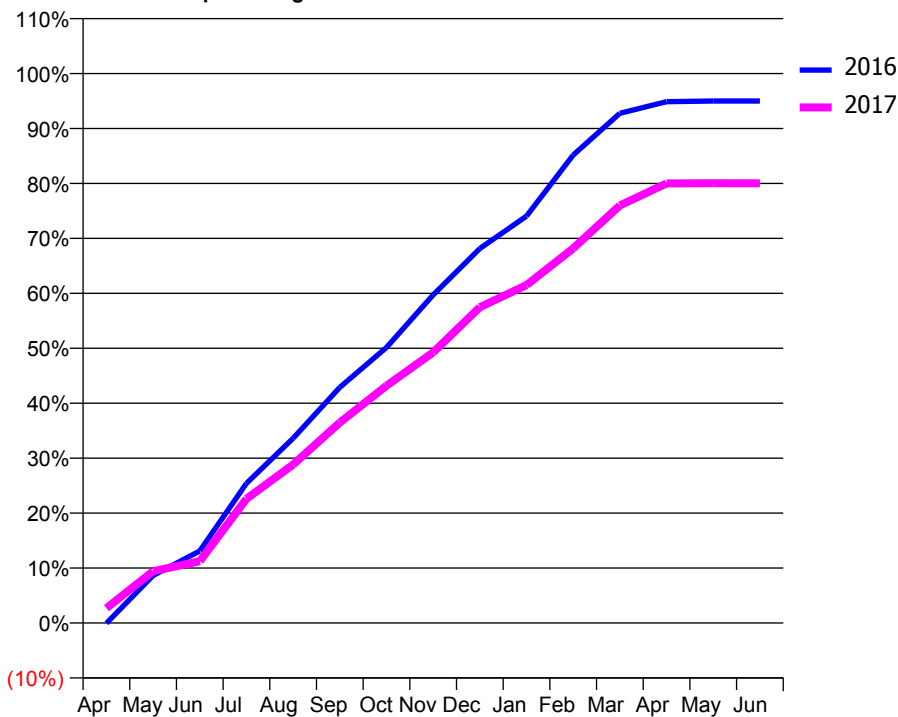
ACCESS*

Patients seen in 24 months	Total	Change since previous quarter
Quarter ending March 2016	7,254	
Quarter ending June 2016	7,164	↓
Quarter ending September 2016	7,096	→
Quarter ending December 2016	7,135	→
Quarter ending March 2017	7,138	→
Variance since March 2016	(1.6%)	↓



ACTIVITY

Cumulative percentage of contracted UDA delivered 2016 & 2017



Adjusted Scheduled Activity (UDA)

Month	2016	2017
April	-12	585
May	1,872	2,043
June	2,842	2,435
July	5,503	4,894
August	7,279	6,247
September	9,290	7,904
October	10,862	9,351
November	12,929	10,664
December	14,762	12,445
January	16,038	13,320
February	18,443	14,765
March	20,090	16,456
April	20,547	17,324
May	20,571	17,337
June	20,571	17,330

QUALITY

	Quantity	Base Number	Contract	AT	Region	England
% of FP17s for the same patient ID Re-attending within 3 months - Children	156	2,719	5.7%	12.9%	13.3%	12.3%
% of FP17s for the same patient ID Re-attending within 3 months - Adults	852	6,704	12.7%	17.6%	17.3%	16.7%
% of FP17s for the same patient ID Re-attending between 3 & 9 months - Children	1,782	2,719	65.5%	56.2%	58.9%	57.6%
% of FP17s for the same patient ID Re-attending between 3 & 9 months - Adults	3,804	6,704	56.7%	49.9%	52.2%	50.1%
% of FP17s for Band 1 Urgent Courses	480	9,538	5.0%	10.4%	9.2%	9.1%
% of FP17s Relating to Free Repair or Replacements	121	9,538	1.3%	0.9%	1.0%	0.8%
% of FP17s Relating to Continuations	43	9,538	0.5%	1.3%	1.4%	1.2%
% of Patients satisfied with the dentistry they have received	6	7	N/A	92.1%	93.1%	92.8%
% of Patients satisfied with the time they had to wait for an appointment	6	7	N/A	88.1%	89.5%	88.7%

* This is based on patients treated on this contract for their most recent course of treatment. Figures in italics indicate the base number of FP17s or Patient Questionnaire responses are less than 100. N/A is shown where the base number of responses is less than 10 during the period. % is calculated as Quantity/Base number*100

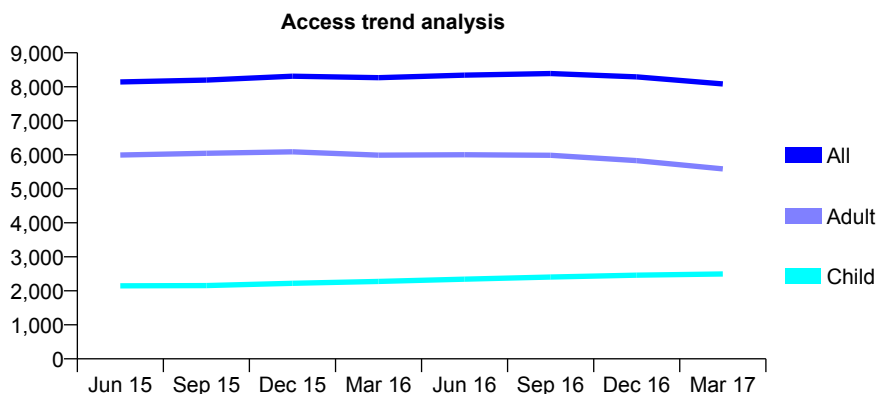
Q46 - Vital Signs At a Glance Contract Report for 111937/0001 - Year end March 2017

Name or company name	Deane Dental
Contract type name	GDS Contract
Purpose of contract	General
Contract start date	01/04/2011
Contract end date	

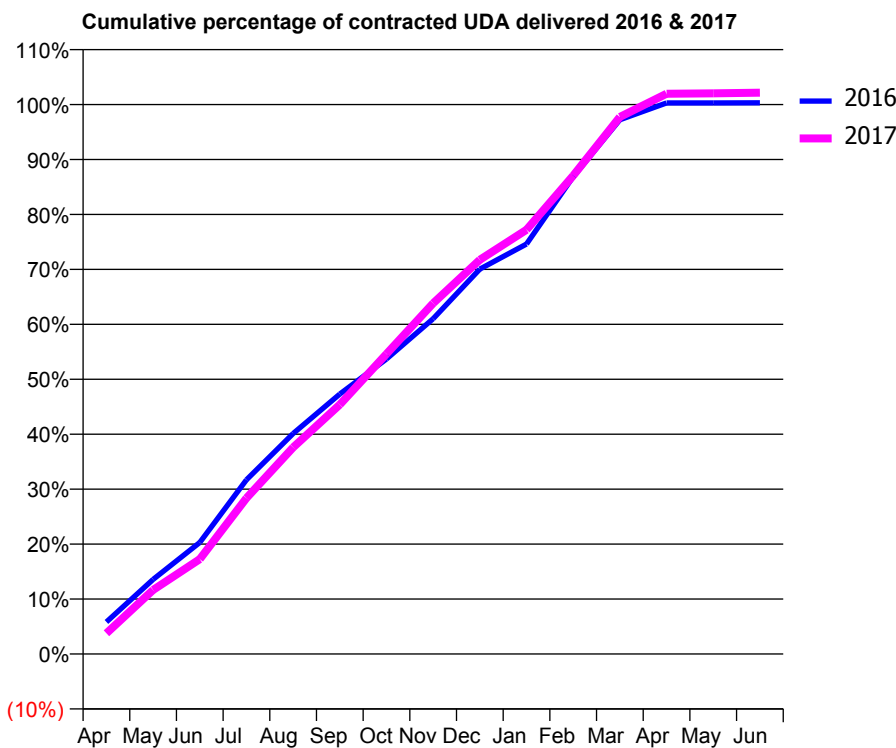
16/17 Contracted general activity (UDA)	26,200
Carry forward general activity (UDA)	-79
16/17 Contracted orthodontic activity (UOA)	0
Carry forward orthodontic activity (UOA)	0
Baseline contract value	£681,701.97

ACCESS*

Patients seen in 24 months	Total	Change since previous quarter
Quarter ending March 2016	8,268	
Quarter ending June 2016	8,345	→
Quarter ending September 2016	8,390	→
Quarter ending December 2016	8,292	↓
Quarter ending March 2017	8,084	↓
Variance since March 2016	(2.2%)	↓



ACTIVITY



Month	Adjusted Scheduled Activity (UDA)	
	2016	2017
April	1,531	986
May	3,555	3,056
June	5,317	4,523
July	8,304	7,434
August	10,513	9,851
September	12,393	11,895
October	14,066	14,310
November	15,985	16,723
December	18,351	18,800
January	19,546	20,230
February	22,759	22,809
March	25,471	25,609
April	26,272	26,713
May	26,275	26,731
June	26,279	26,764

QUALITY

	Quantity	Base Number	Contract	AT	Region	England
% of FP17s for the same patient ID Re-attending within 3 months - Children	587	4,124	14.2%	12.9%	13.3%	12.3%
% of FP17s for the same patient ID Re-attending within 3 months - Adults	1,696	7,950	21.3%	17.6%	17.3%	16.7%
% of FP17s for the same patient ID Re-attending between 3 & 9 months - Children	2,267	4,124	55.0%	56.2%	58.9%	57.6%
% of FP17s for the same patient ID Re-attending between 3 & 9 months - Adults	3,762	7,950	47.3%	49.9%	52.2%	50.1%
% of FP17s for Band 1 Urgent Courses	2,284	12,215	18.7%	10.4%	9.2%	9.1%
% of FP17s Relating to Free Repair or Replacements	208	12,215	1.7%	0.9%	1.0%	0.8%
% of FP17s Relating to Continuations	31	12,215	0.3%	1.3%	1.4%	1.2%
% of Patients satisfied with the dentistry they have received	6	8	N/A	92.1%	93.1%	92.8%
% of Patients satisfied with the time they had to wait for an appointment	5	8	N/A	88.1%	89.5%	88.7%

* This is based on patients treated on this contract for their most recent course of treatment. Figures in italics indicate the base number of FP17s or Patient Questionnaire responses are less than 100. N/A is shown where the base number of responses is less than 10 during the period. % is calculated as Quantity/Base number*100

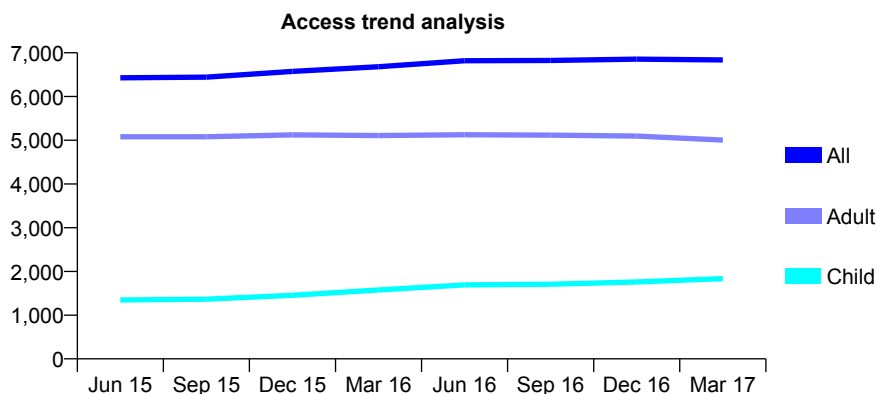
Q46 - Vital Signs At a Glance Contract Report for 112429/0001 - Year end March 2017

Name or company name	Bolton and Bury Dental Practice Partnership
Contract type name	GDS Contract
Purpose of contract	General
Contract start date	01/03/2013
Contract end date	

16/17 Contracted general activity (UDA)	20,000
Carry forward general activity (UDA)	-105
16/17 Contracted orthodontic activity (UOA)	0
Carry forward orthodontic activity (UOA)	0
Baseline contract value	£635,716.70

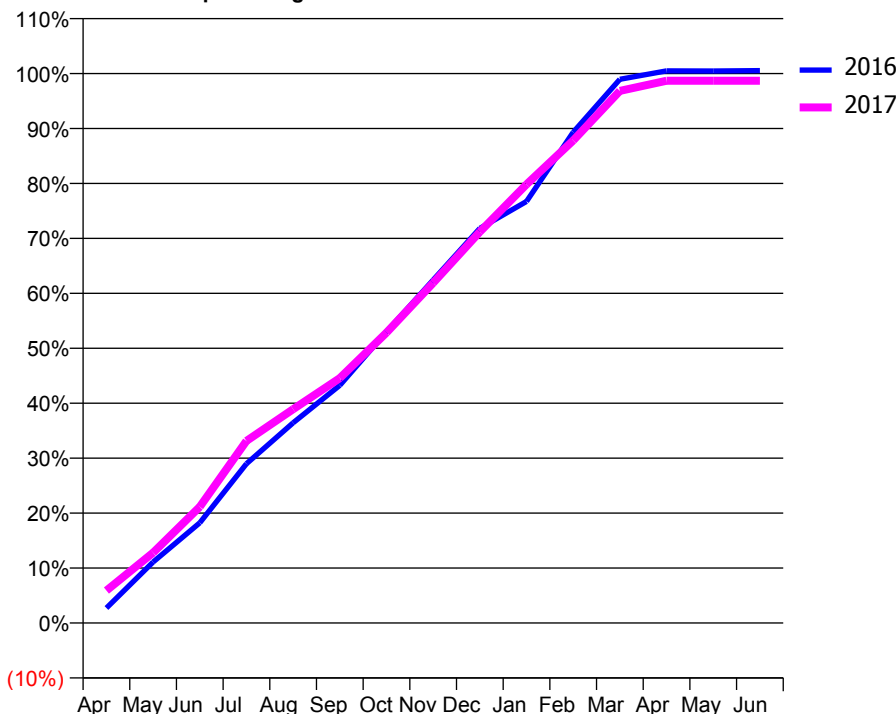
ACCESS*

Patients seen in 24 months	Total	Change since previous quarter
Quarter ending March 2016	6,681	
Quarter ending June 2016	6,817	↑
Quarter ending September 2016	6,825	→
Quarter ending December 2016	6,854	→
Quarter ending March 2017	6,838	→
Variance since March 2016	2.3%	↑



ACTIVITY

Cumulative percentage of contracted UDA delivered 2016 & 2017



Month	Adjusted Scheduled Activity (UDA)	
	2016	2017
April	545	1,182
May	2,218	2,561
June	3,649	4,232
July	5,796	6,630
August	7,287	7,781
September	8,649	8,915
October	10,601	10,569
November	12,487	12,379
December	14,363	14,239
January	15,343	15,965
February	17,864	17,560
March	19,788	19,368
April	20,095	19,735
May	20,093	19,737
June	20,105	19,738

QUALITY

	Quantity	Base Number	Contract	AT	Region	England
% of FP17s for the same patient ID Re-attending within 3 months - Children	196	2,846	6.9%	12.9%	13.3%	12.3%
% of FP17s for the same patient ID Re-attending within 3 months - Adults	683	6,082	11.2%	17.6%	17.3%	16.7%
% of FP17s for the same patient ID Re-attending between 3 & 9 months - Children	1,643	2,846	57.7%	56.2%	58.9%	57.6%
% of FP17s for the same patient ID Re-attending between 3 & 9 months - Adults	2,629	6,082	43.2%	49.9%	52.2%	50.1%
% of FP17s for Band 1 Urgent Courses	732	8,987	8.1%	10.4%	9.2%	9.1%
% of FP17s Relating to Free Repair or Replacements	83	8,987	0.9%	0.9%	1.0%	0.8%
% of FP17s Relating to Continuations	168	8,987	1.9%	1.3%	1.4%	1.2%
% of Patients satisfied with the dentistry they have received	11	12	91.7%	92.1%	93.1%	92.8%
% of Patients satisfied with the time they had to wait for an appointment	11	12	91.7%	88.1%	89.5%	88.7%

* This is based on patients treated on this contract for their most recent course of treatment. Figures in italics indicate the base number of FP17s or Patient Questionnaire responses are less than 100. N/A is shown where the base number of responses is less than 10 during the period. % is calculated as Quantity/Base number*100

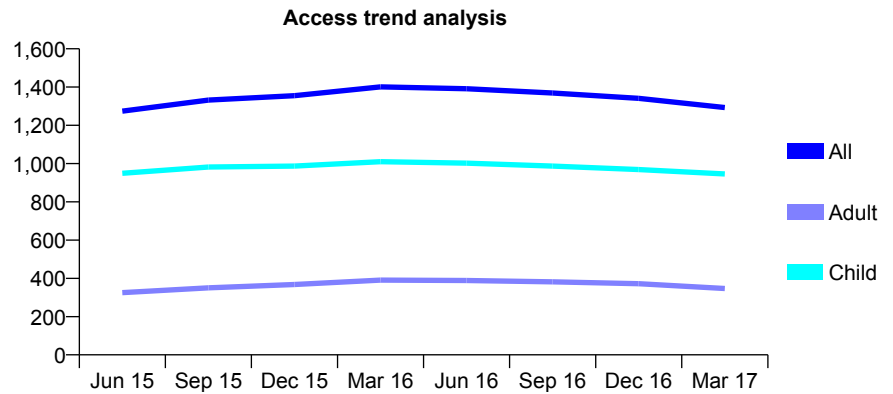
Q46 - Vital Signs At a Glance Contract Report for 112682/0001 - Year end March 2017

Name or company name	Pemberton Dental Practice
Contract type name	GDS Contract
Purpose of contract	General
Contract start date	01/04/2014
Contract end date	

16/17 Contracted general activity (UDA)	4,400
Carry forward general activity (UDA)	0
16/17 Contracted orthodontic activity (UOA)	0
Carry forward orthodontic activity (UOA)	0
Baseline contract value	£107,844.00

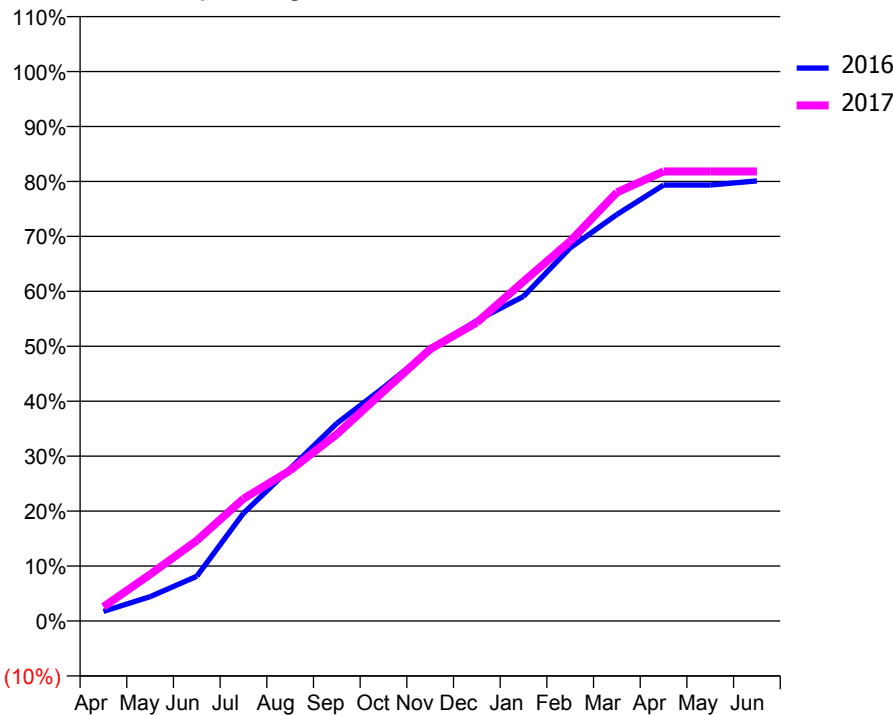
ACCESS*

Patients seen in 24 months	Total	Change since previous quarter
Quarter ending March 2016	1,401	
Quarter ending June 2016	1,391	→
Quarter ending September 2016	1,369	↓
Quarter ending December 2016	1,341	↓
Quarter ending March 2017	1,293	↓
Variance since March 2016	(7.7%)	↓



ACTIVITY

Cumulative percentage of contracted UDA delivered 2016 & 2017



Month	Adjusted Scheduled Activity (UDA)	
	2016	2017
April	97	114
May	243	373
June	448	645
July	1,079	979
August	1,527	1,206
September	1,979	1,495
October	2,336	1,839
November	2,716	2,177
December	3,008	2,391
January	3,250	2,719
February	3,736	3,042
March	4,068	3,433
April	4,364	3,600
May	4,364	3,600
June	4,405	3,600

QUALITY

	Quantity	Base Number	Contract	AT	Region	England
% of FP17s for the same patient ID Re-attending within 3 months - Children	239	1,748	13.7%	12.9%	13.3%	12.3%
% of FP17s for the same patient ID Re-attending within 3 months - Adults	114	437	26.1%	17.6%	17.3%	16.7%
% of FP17s for the same patient ID Re-attending between 3 & 9 months - Children	1,127	1,748	64.5%	56.2%	58.9%	57.6%
% of FP17s for the same patient ID Re-attending between 3 & 9 months - Adults	246	437	56.3%	49.9%	52.2%	50.1%
% of FP17s for Band 1 Urgent Courses	77	2,124	3.6%	10.4%	9.2%	9.1%
% of FP17s Relating to Free Repair or Replacements	0	2,124	0.0%	0.9%	1.0%	0.8%
% of FP17s Relating to Continuations	0	2,124	0.0%	1.3%	1.4%	1.2%
% of Patients satisfied with the dentistry they have received	0	0	N/A	92.1%	93.1%	92.8%
% of Patients satisfied with the time they had to wait for an appointment	0	0	N/A	88.1%	89.5%	88.7%

* This is based on patients treated on this contract for their most recent course of treatment. Figures in italics indicate the base number of FP17s or Patient Questionnaire responses are less than 100. N/A is shown where the base number of responses is less than 10 during the period. % is calculated as Quantity/Base number*100

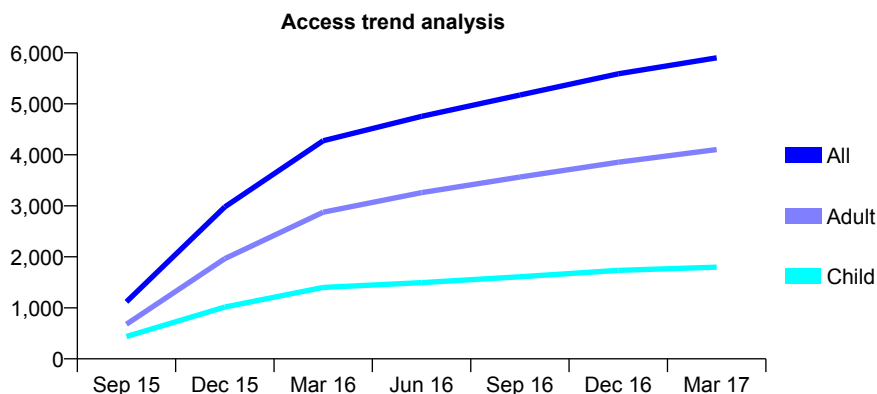
Q46 - Vital Signs At a Glance Contract Report for 112836/0001 - Year end March 2017

Name or company name	Ripponden Road Dental Practice Partnersh
Contract type name	GDS Contract
Purpose of contract	General
Contract start date	30/07/2015
Contract end date	

16/17 Contracted general activity (UDA)	17,909
Carry forward general activity (UDA)	58
16/17 Contracted orthodontic activity (UOA)	0
Carry forward orthodontic activity (UOA)	0
Baseline contract value	£544,289.40

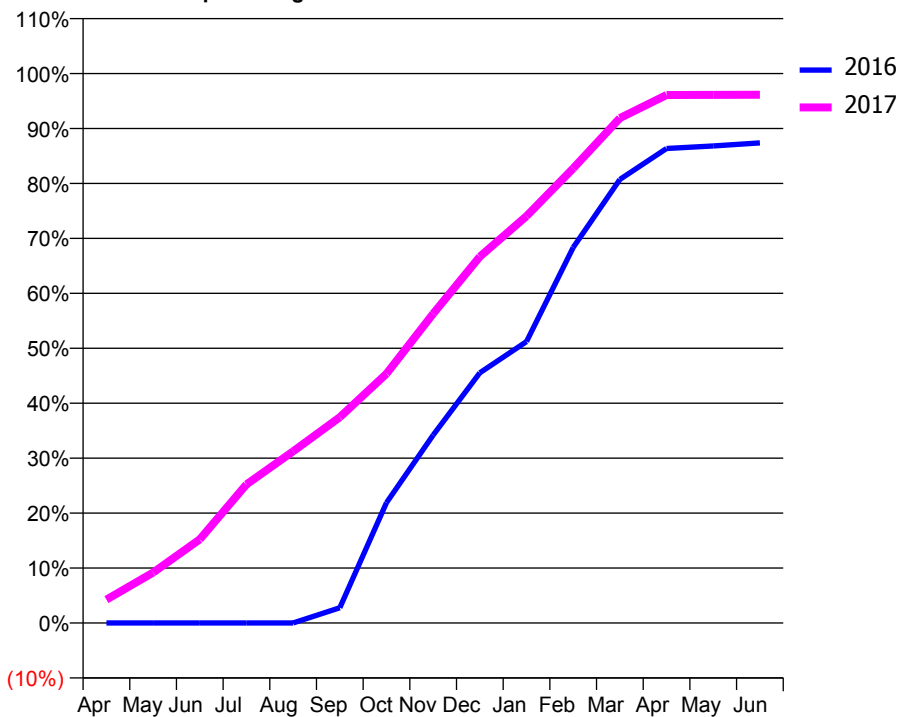
ACCESS*

Patients seen in 24 months	Total	Change since previous quarter
Quarter ending March 2016	4,275	
Quarter ending June 2016	4,753	↑
Quarter ending September 2016	5,173	↑
Quarter ending December 2016	5,589	↑
Quarter ending March 2017	5,902	↑
Variance since March 2016	38.1%	↑



ACTIVITY

Cumulative percentage of contracted UDA delivered 2016 & 2017



Adjusted Scheduled Activity (UDA)

Month	2016	2017
April	0	761
May	0	1,645
June	0	2,727
July	0	4,517
August	0	5,597
September	335	6,707
October	2,632	8,126
November	4,113	10,082
December	5,473	11,940
January	6,157	13,262
February	8,217	14,816
March	9,704	16,454
April	10,382	17,207
May	10,437	17,214
June	10,503	17,215

QUALITY

	Quantity	Base Number	Contract	AT	Region	England
% of FP17s for the same patient ID Re-attending within 3 months - Children	260	2,892	9.0%	12.9%	13.3%	12.3%
% of FP17s for the same patient ID Re-attending within 3 months - Adults	803	6,309	12.7%	17.6%	17.3%	16.7%
% of FP17s for the same patient ID Re-attending between 3 & 9 months - Children	1,780	2,892	61.5%	56.2%	58.9%	57.6%
% of FP17s for the same patient ID Re-attending between 3 & 9 months - Adults	3,700	6,309	58.6%	49.9%	52.2%	50.1%
% of FP17s for Band 1 Urgent Courses	812	9,133	8.9%	10.4%	9.2%	9.1%
% of FP17s Relating to Free Repair or Replacements	24	9,133	0.3%	0.9%	1.0%	0.8%
% of FP17s Relating to Continuations	94	9,133	1.0%	1.3%	1.4%	1.2%
% of Patients satisfied with the dentistry they have received	7	7	N/A	92.1%	93.1%	92.8%
% of Patients satisfied with the time they had to wait for an appointment	7	7	N/A	88.1%	89.5%	88.7%

* This is based on patients treated on this contract for their most recent course of treatment. Figures in italics indicate the base number of FP17s or Patient Questionnaire responses are less than 100. N/A is shown where the base number of responses is less than 10 during the period. % is calculated as Quantity/Base number*100

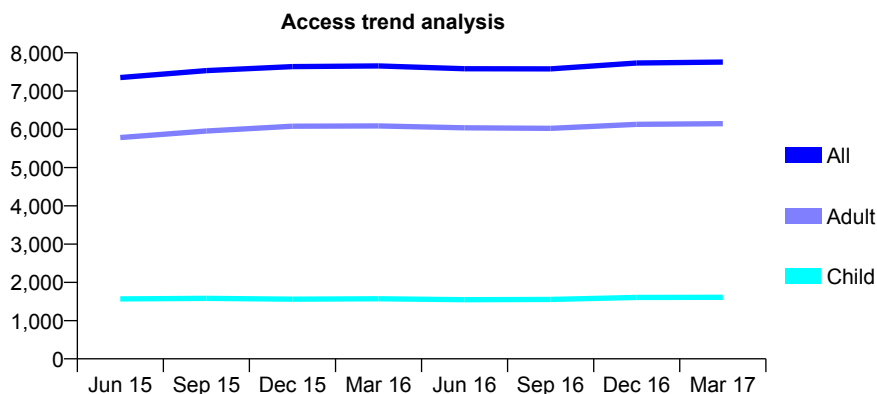
Q46 - Vital Signs At a Glance Contract Report for 114022/0001 - Year end March 2017

Name or company name	Marjory Lees Dental Centre
Contract type name	GDS Contract
Purpose of contract	General
Contract start date	01/03/2014
Contract end date	

16/17 Contracted general activity (UDA)	24,594
Carry forward general activity (UDA)	-492
16/17 Contracted orthodontic activity (UOA)	0
Carry forward orthodontic activity (UOA)	0
Baseline contract value	£898,965.91

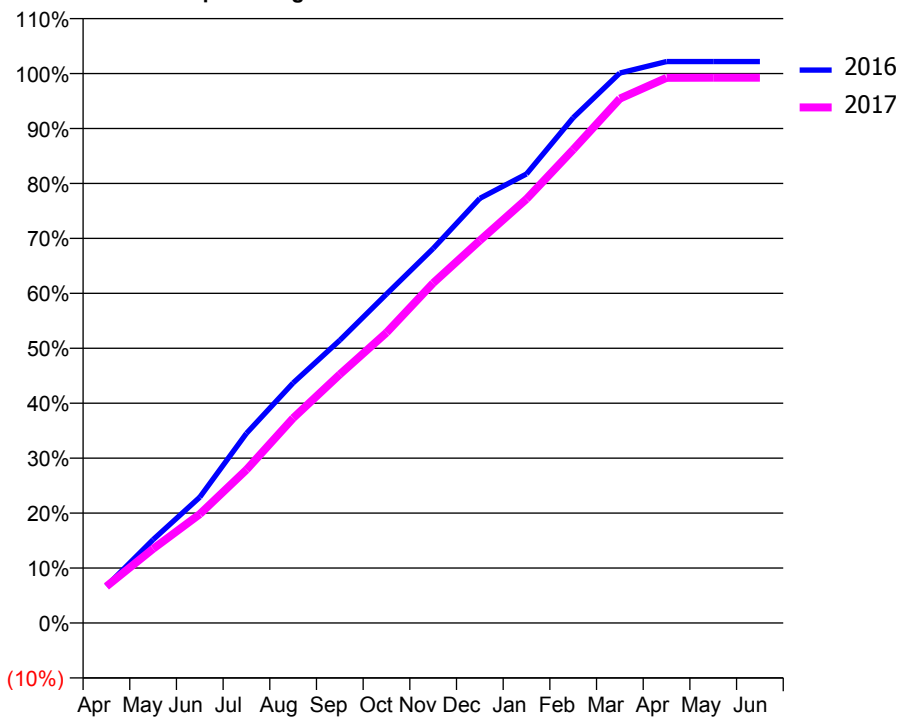
ACCESS*

Patients seen in 24 months	Total	Change since previous quarter
Quarter ending March 2016	7,657	
Quarter ending June 2016	7,583	→
Quarter ending September 2016	7,579	→
Quarter ending December 2016	7,734	↑
Quarter ending March 2017	7,757	→
Variance since March 2016	1.3%	→



ACTIVITY

Cumulative percentage of contracted UDA delivered 2016 & 2017



Month	Adjusted Scheduled Activity (UDA)	
	2016	2017
April	1,652	1,638
May	3,731	3,324
June	5,633	4,875
July	8,491	6,862
August	10,743	9,168
September	12,658	11,127
October	14,722	12,993
November	16,762	15,213
December	19,007	17,121
January	20,101	18,977
February	22,619	21,189
March	24,616	23,470
April	25,130	24,403
May	25,131	24,407
June	25,131	24,407

QUALITY

	Quantity	Base Number	Contract	AT	Region	England
% of FP17s for the same patient ID Re-attending within 3 months - Children	645	3,710	17.4%	12.9%	13.3%	12.3%
% of FP17s for the same patient ID Re-attending within 3 months - Adults	1,630	10,124	16.1%	17.6%	17.3%	16.7%
% of FP17s for the same patient ID Re-attending between 3 & 9 months - Children	2,435	3,710	65.6%	56.2%	58.9%	57.6%
% of FP17s for the same patient ID Re-attending between 3 & 9 months - Adults	6,069	10,124	59.9%	49.9%	52.2%	50.1%
% of FP17s for Band 1 Urgent Courses	997	13,926	7.2%	10.4%	9.2%	9.1%
% of FP17s Relating to Free Repair or Replacements	114	13,926	0.8%	0.9%	1.0%	0.8%
% of FP17s Relating to Continuations	281	13,926	2.0%	1.3%	1.4%	1.2%
% of Patients satisfied with the dentistry they have received	13	14	92.9%	92.1%	93.1%	92.8%
% of Patients satisfied with the time they had to wait for an appointment	13	14	92.9%	88.1%	89.5%	88.7%

* This is based on patients treated on this contract for their most recent course of treatment. Figures in italics indicate the base number of FP17s or Patient Questionnaire responses are less than 100. N/A is shown where the base number of responses is less than 10 during the period. % is calculated as Quantity/Base number*100

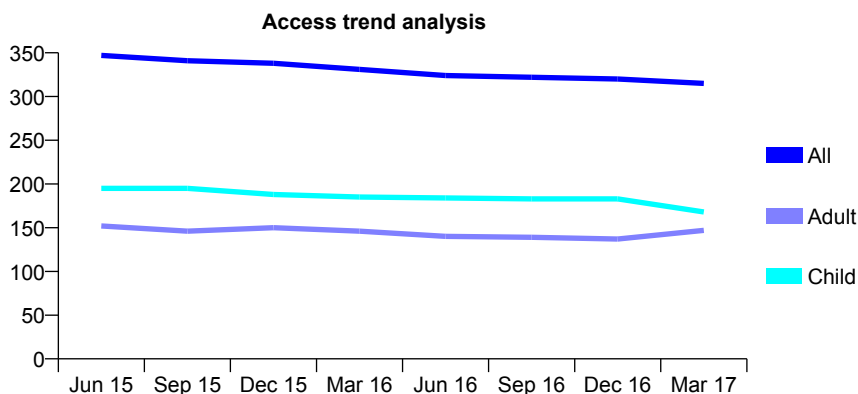
Q46 - Vital Signs At a Glance Contract Report for 114596/0001 - Year end March 2017

Name or company name	Scott & Scott Dental Practice
Contract type name	GDS Contract
Purpose of contract	General
Contract start date	01/04/2006
Contract end date	

16/17 Contracted general activity (UDA)	1,475
Carry forward general activity (UDA)	0
16/17 Contracted orthodontic activity (UOA)	0
Carry forward orthodontic activity (UOA)	0
Baseline contract value	£34,892.66

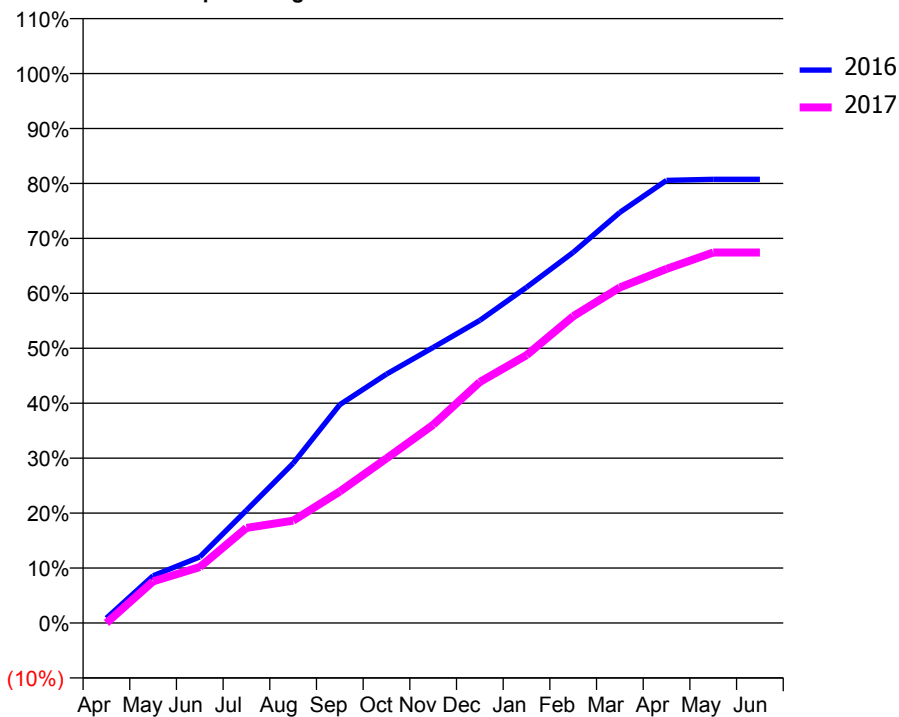
ACCESS*

Patients seen in 24 months	Total	Change since previous quarter
Quarter ending March 2016	331	
Quarter ending June 2016	324	↓
Quarter ending September 2016	322	→
Quarter ending December 2016	320	→
Quarter ending March 2017	315	↓
Variance since March 2016	(4.8%)	↓



ACTIVITY

Cumulative percentage of contracted UDA delivered 2016 & 2017



Adjusted Scheduled Activity (UDA)

Month	2016	2017
April	13	0
May	127	112
June	177	150
July	303	255
August	429	275
September	586	353
October	668	442
November	740	532
December	812	647
January	901	719
February	995	823
March	1,102	901
April	1,188	950
May	1,191	995
June	1,191	995

QUALITY

	Quantity	Base Number	Contract	AT	Region	England
% of FP17s for the same patient ID Re-attending within 3 months - Children	18	275	6.5%	12.9%	13.3%	12.3%
% of FP17s for the same patient ID Re-attending within 3 months - Adults	36	170	21.2%	17.6%	17.3%	16.7%
% of FP17s for the same patient ID Re-attending between 3 & 9 months - Children	187	275	68.0%	56.2%	58.9%	57.6%
% of FP17s for the same patient ID Re-attending between 3 & 9 months - Adults	81	170	47.6%	49.9%	52.2%	50.1%
% of FP17s for Band 1 Urgent Courses	28	448	6.3%	10.4%	9.2%	9.1%
% of FP17s Relating to Free Repair or Replacements	1	448	0.2%	0.9%	1.0%	0.8%
% of FP17s Relating to Continuations	3	448	0.7%	1.3%	1.4%	1.2%
% of Patients satisfied with the dentistry they have received	0	0	N/A	92.1%	93.1%	92.8%
% of Patients satisfied with the time they had to wait for an appointment	0	0	N/A	88.1%	89.5%	88.7%

* This is based on patients treated on this contract for their most recent course of treatment. Figures in italics indicate the base number of FP17s or Patient Questionnaire responses are less than 100. N/A is shown where the base number of responses is less than 10 during the period. % is calculated as Quantity/Base number*100

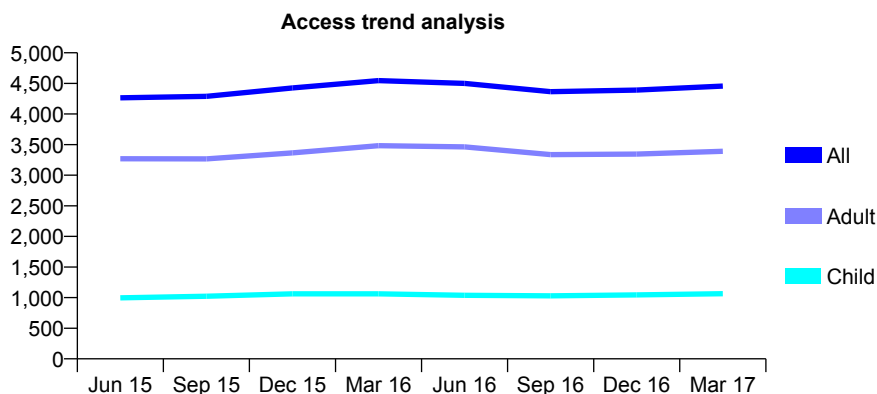
Q46 - Vital Signs At a Glance Contract Report for 115657/0001 - Year end March 2017

Name or company name	the dental practice
Contract type name	GDS Contract
Purpose of contract	General
Contract start date	01/01/2011
Contract end date	

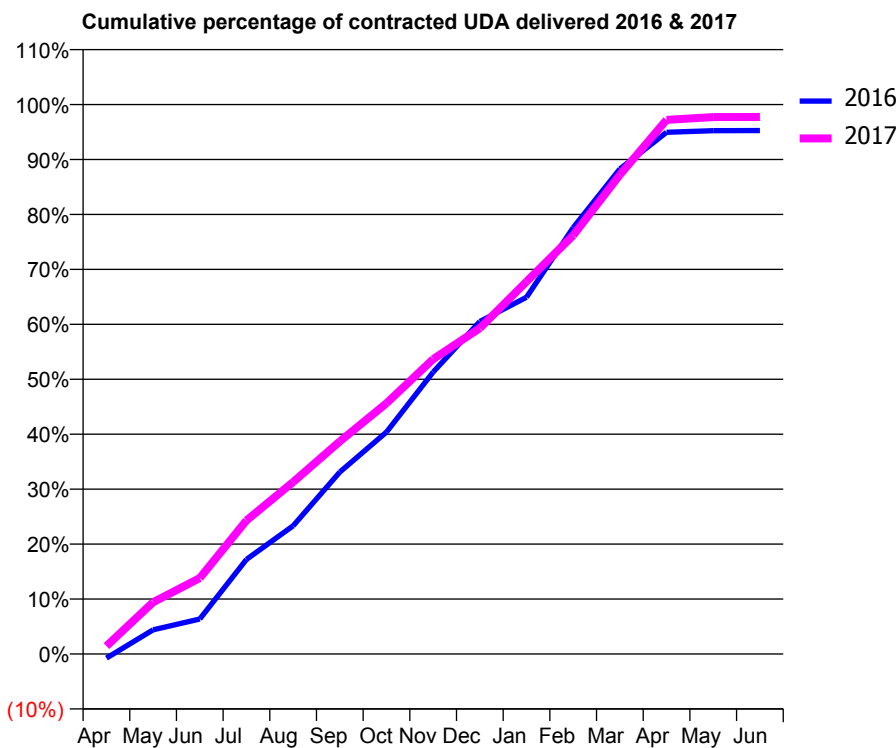
16/17 Contracted general activity (UDA)	15,833
Carry forward general activity (UDA)	0
16/17 Contracted orthodontic activity (UOA)	0
Carry forward orthodontic activity (UOA)	0
Baseline contract value	£496,521.17

ACCESS*

Patients seen in 24 months	Total	Change since previous quarter
Quarter ending March 2016	4,545	
Quarter ending June 2016	4,501	→
Quarter ending September 2016	4,366	↓
Quarter ending December 2016	4,390	→
Quarter ending March 2017	4,456	→
Variance since March 2016	(2.0%)	↓



ACTIVITY



Month	Adjusted Scheduled Activity (UDA)	
	2016	2017
April	-120	230
May	697	1,494
June	1,008	2,188
July	2,724	3,847
August	3,695	4,955
September	5,242	6,125
October	6,395	7,225
November	8,123	8,497
December	9,579	9,389
January	10,281	10,728
February	12,284	12,061
March	13,976	13,808
April	15,032	15,388
May	15,080	15,472
June	15,082	15,473

QUALITY

	Quantity	Base Number	Contract	AT	Region	England
% of FP17s for the same patient ID Re-attending within 3 months - Children	189	1,261	15.0%	12.9%	13.3%	12.3%
% of FP17s for the same patient ID Re-attending within 3 months - Adults	853	3,894	21.9%	17.6%	17.3%	16.7%
% of FP17s for the same patient ID Re-attending between 3 & 9 months - Children	457	1,261	36.2%	56.2%	58.9%	57.6%
% of FP17s for the same patient ID Re-attending between 3 & 9 months - Adults	1,264	3,894	32.5%	49.9%	52.2%	50.1%
% of FP17s for Band 1 Urgent Courses	887	5,260	16.9%	10.4%	9.2%	9.1%
% of FP17s Relating to Free Repair or Replacements	22	5,260	0.4%	0.9%	1.0%	0.8%
% of FP17s Relating to Continuations	104	5,260	2.0%	1.3%	1.4%	1.2%
% of Patients satisfied with the dentistry they have received	2	2	N/A	92.1%	93.1%	92.8%
% of Patients satisfied with the time they had to wait for an appointment	2	2	N/A	88.1%	89.5%	88.7%

* This is based on patients treated on this contract for their most recent course of treatment. Figures in italics indicate the base number of FP17s or Patient Questionnaire responses are less than 100. N/A is shown where the base number of responses is less than 10 during the period. % is calculated as Quantity/Base number*100

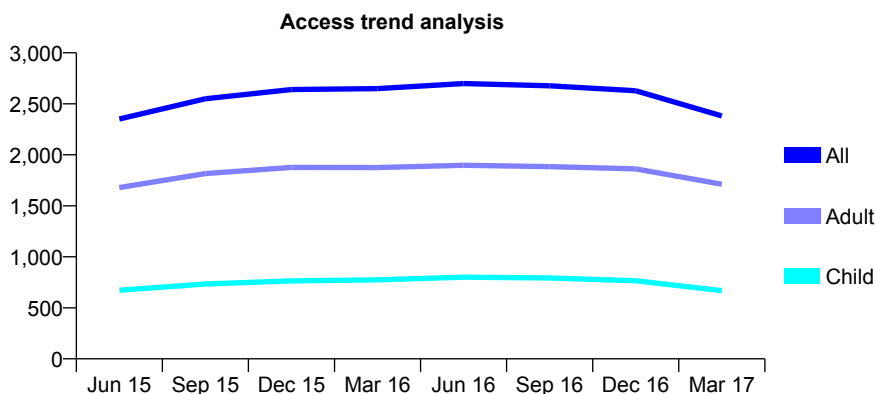
Q46 - Vital Signs At a Glance Contract Report for 115835/0001 - Year end March 2017

Name or company name	Talking Teeth
Contract type name	GDS Contract
Purpose of contract	General
Contract start date	01/11/2013
Contract end date	

16/17 Contracted general activity (UDA)	6,297
Carry forward general activity (UDA)	-126
16/17 Contracted orthodontic activity (UOA)	0
Carry forward orthodontic activity (UOA)	0
Baseline contract value	£138,195.91

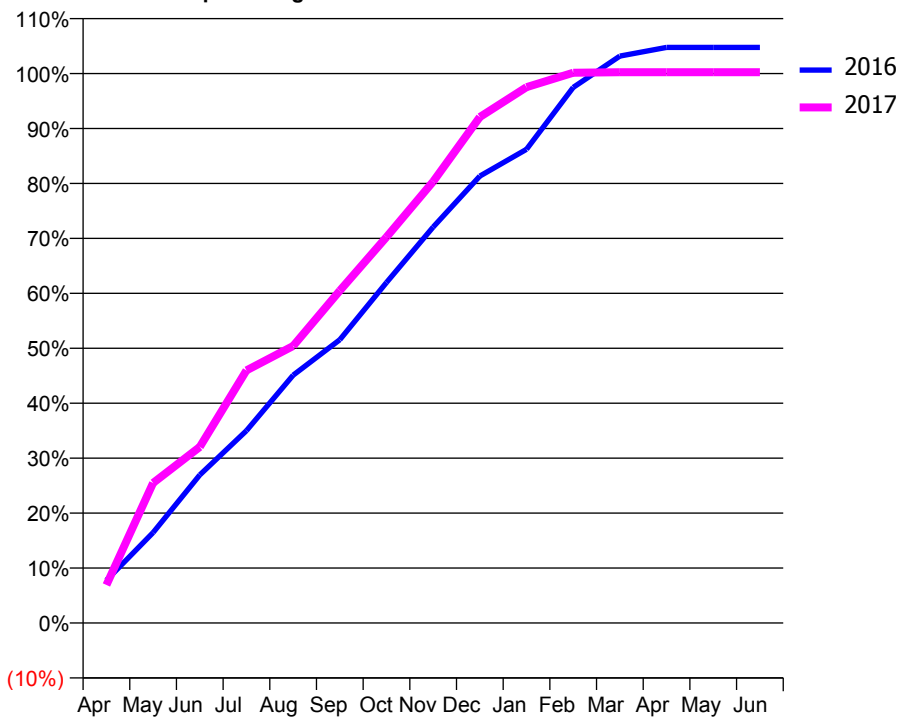
ACCESS*

Patients seen in 24 months	Total	Change since previous quarter
Quarter ending March 2016	2,649	
Quarter ending June 2016	2,699	→
Quarter ending September 2016	2,677	→
Quarter ending December 2016	2,628	↓
Quarter ending March 2017	2,381	↓
Variance since March 2016	(10.1%)	↓



ACTIVITY

Cumulative percentage of contracted UDA delivered 2016 & 2017



Month	Adjusted Scheduled Activity (UDA)	
	2016	2017
April	511	436
May	1,083	1,605
June	1,773	2,017
July	2,303	2,895
August	2,966	3,175
September	3,390	3,809
October	4,076	4,423
November	4,739	5,059
December	5,348	5,798
January	5,670	6,141
February	6,410	6,305
March	6,785	6,311
April	6,889	6,312
May	6,889	6,312
June	6,889	6,312

QUALITY

	Quantity	Base Number	Contract	AT	Region	England
% of FP17s for the same patient ID Re-attending within 3 months - Children	68	826	8.2%	12.9%	13.3%	12.3%
% of FP17s for the same patient ID Re-attending within 3 months - Adults	239	1,994	12.0%	17.6%	17.3%	16.7%
% of FP17s for the same patient ID Re-attending between 3 & 9 months - Children	453	826	54.8%	56.2%	58.9%	57.6%
% of FP17s for the same patient ID Re-attending between 3 & 9 months - Adults	1,049	1,994	52.6%	49.9%	52.2%	50.1%
% of FP17s for Band 1 Urgent Courses	257	2,772	9.3%	10.4%	9.2%	9.1%
% of FP17s Relating to Free Repair or Replacements	28	2,772	1.0%	0.9%	1.0%	0.8%
% of FP17s Relating to Continuations	3	2,772	0.1%	1.3%	1.4%	1.2%
% of Patients satisfied with the dentistry they have received	1	1	N/A	92.1%	93.1%	92.8%
% of Patients satisfied with the time they had to wait for an appointment	1	1	N/A	88.1%	89.5%	88.7%

* This is based on patients treated on this contract for their most recent course of treatment. Figures in italics indicate the base number of FP17s or Patient Questionnaire responses are less than 100. N/A is shown where the base number of responses is less than 10 during the period. % is calculated as Quantity/Base number*100

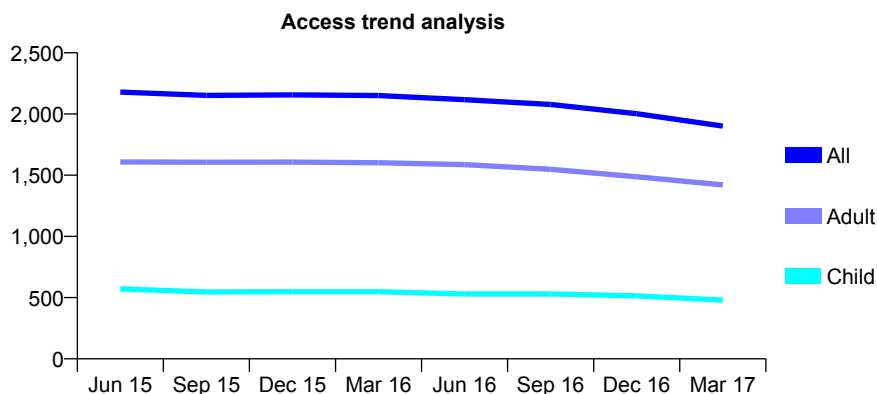
Q46 - Vital Signs At a Glance Contract Report for 116009/0001 - Year end March 2017

Name or company name	Kathcare Ltd
Contract type name	GDS Contract
Purpose of contract	General
Contract start date	01/04/2010
Contract end date	

16/17 Contracted general activity (UDA)	6,500
Carry forward general activity (UDA)	-130
16/17 Contracted orthodontic activity (UOA)	0
Carry forward orthodontic activity (UOA)	0
Baseline contract value	£195,193.24

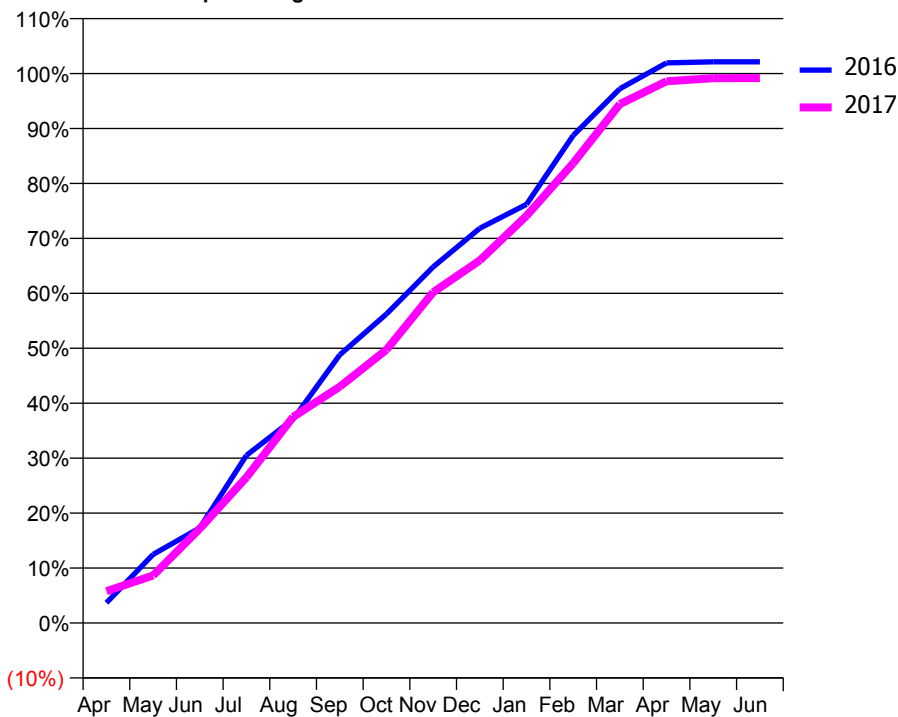
ACCESS*

Patients seen in 24 months	Total	Change since previous quarter
Quarter ending March 2016	2,151	
Quarter ending June 2016	2,117	↓
Quarter ending September 2016	2,078	↓
Quarter ending December 2016	2,003	↓
Quarter ending March 2017	1,901	↓
Variance since March 2016	(11.6%)	↓



ACTIVITY

Cumulative percentage of contracted UDA delivered 2016 & 2017



Adjusted Scheduled Activity (UDA)

Month	2016	2017
April	239	377
May	812	563
June	1,125	1,116
July	1,984	1,724
August	2,411	2,438
September	3,173	2,796
October	3,655	3,233
November	4,212	3,912
December	4,669	4,290
January	4,953	4,817
February	5,767	5,439
March	6,319	6,138
April	6,626	6,408
May	6,638	6,444
June	6,638	6,447

QUALITY

	Quantity	Base Number	Contract	AT	Region	England
% of FP17s for the same patient ID Re-attending within 3 months - Children	58	646	9.0%	12.9%	13.3%	12.3%
% of FP17s for the same patient ID Re-attending within 3 months - Adults	279	1,749	16.0%	17.6%	17.3%	16.7%
% of FP17s for the same patient ID Re-attending between 3 & 9 months - Children	324	646	50.2%	56.2%	58.9%	57.6%
% of FP17s for the same patient ID Re-attending between 3 & 9 months - Adults	737	1,749	42.1%	49.9%	52.2%	50.1%
% of FP17s for Band 1 Urgent Courses	228	2,378	9.6%	10.4%	9.2%	9.1%
% of FP17s Relating to Free Repair or Replacements	6	2,378	0.3%	0.9%	1.0%	0.8%
% of FP17s Relating to Continuations	42	2,378	1.8%	1.3%	1.4%	1.2%
% of Patients satisfied with the dentistry they have received	0	1	N/A	92.1%	93.1%	92.8%
% of Patients satisfied with the time they had to wait for an appointment	1	1	N/A	88.1%	89.5%	88.7%

* This is based on patients treated on this contract for their most recent course of treatment. Figures in italics indicate the base number of FP17s or Patient Questionnaire responses are less than 100. N/A is shown where the base number of responses is less than 10 during the period. % is calculated as Quantity/Base number*100

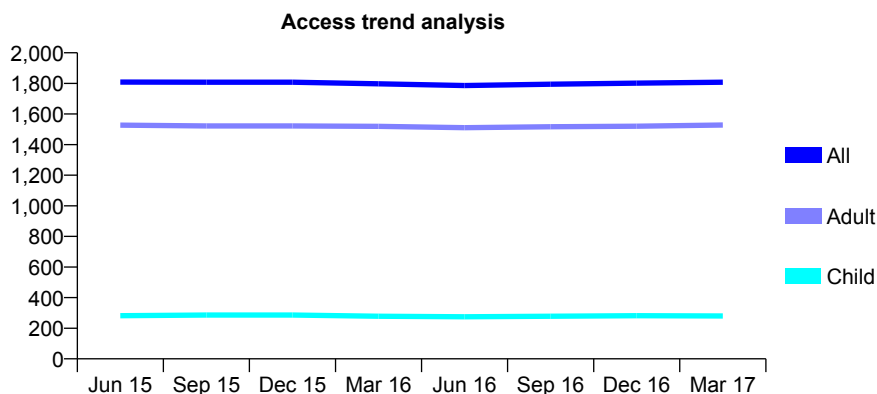
Q46 - Vital Signs At a Glance Contract Report for 116440/0001 - Year end March 2017

Name or company name	Pracny and Strass Dental Practice
Contract type name	GDS Contract
Purpose of contract	General
Contract start date	01/04/2006
Contract end date	

16/17 Contracted general activity (UDA)	7,202
Carry forward general activity (UDA)	16
16/17 Contracted orthodontic activity (UOA)	0
Carry forward orthodontic activity (UOA)	0
Baseline contract value	£167,843.81

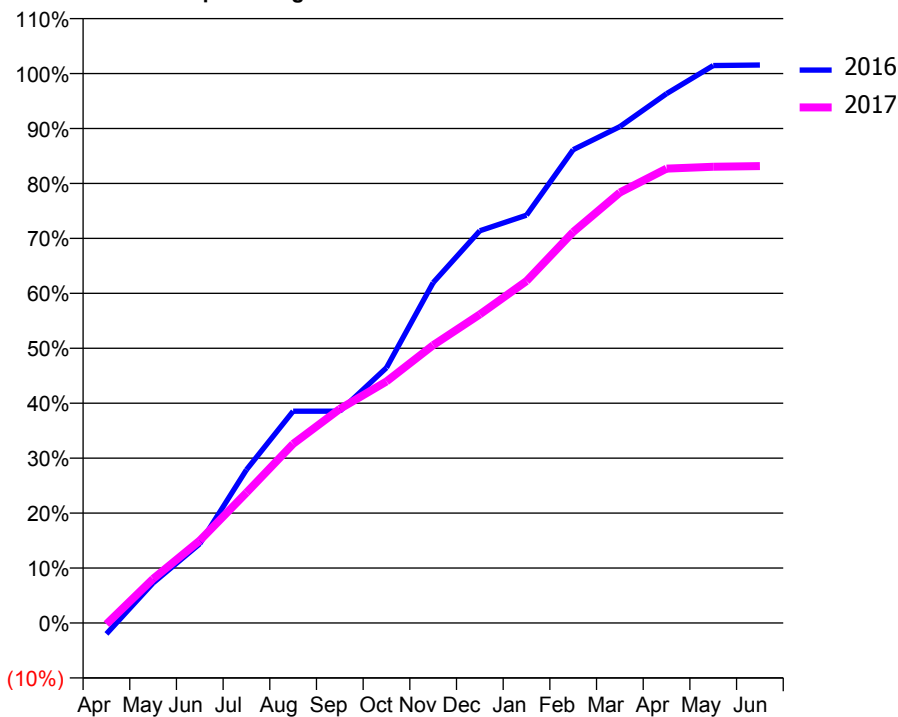
ACCESS*

Patients seen in 24 months	Total	Change since previous quarter
Quarter ending March 2016	1,797	
Quarter ending June 2016	1,786	→
Quarter ending September 2016	1,795	→
Quarter ending December 2016	1,802	→
Quarter ending March 2017	1,808	→
Variance since March 2016	0.6%	→



ACTIVITY

Cumulative percentage of contracted UDA delivered 2016 & 2017



Month	Adjusted Scheduled Activity (UDA)	
	2016	2017
April	-120	-16
May	435	580
June	859	1,081
July	1,662	1,708
August	2,298	2,347
September	2,298	2,806
October	2,768	3,167
November	3,692	3,642
December	4,255	4,046
January	4,423	4,482
February	5,133	5,126
March	5,384	5,642
April	5,741	5,955
May	6,047	5,980
June	6,052	5,989

QUALITY

	Quantity	Base Number	Contract	AT	Region	England
% of FP17s for the same patient ID Re-attending within 3 months - Children	34	414	8.2%	12.9%	13.3%	12.3%
% of FP17s for the same patient ID Re-attending within 3 months - Adults	374	2,523	14.8%	17.6%	17.3%	16.7%
% of FP17s for the same patient ID Re-attending between 3 & 9 months - Children	235	414	56.8%	56.2%	58.9%	57.6%
% of FP17s for the same patient ID Re-attending between 3 & 9 months - Adults	1,609	2,523	63.8%	49.9%	52.2%	50.1%
% of FP17s for Band 1 Urgent Courses	98	2,748	3.6%	10.4%	9.2%	9.1%
% of FP17s Relating to Free Repair or Replacements	20	2,748	0.7%	0.9%	1.0%	0.8%
% of FP17s Relating to Continuations	127	2,748	4.6%	1.3%	1.4%	1.2%
% of Patients satisfied with the dentistry they have received	8	10	80.0%	92.1%	93.1%	92.8%
% of Patients satisfied with the time they had to wait for an appointment	9	10	90.0%	88.1%	89.5%	88.7%

* This is based on patients treated on this contract for their most recent course of treatment. Figures in italics indicate the base number of FP17s or Patient Questionnaire responses are less than 100. N/A is shown where the base number of responses is less than 10 during the period. % is calculated as Quantity/Base number*100

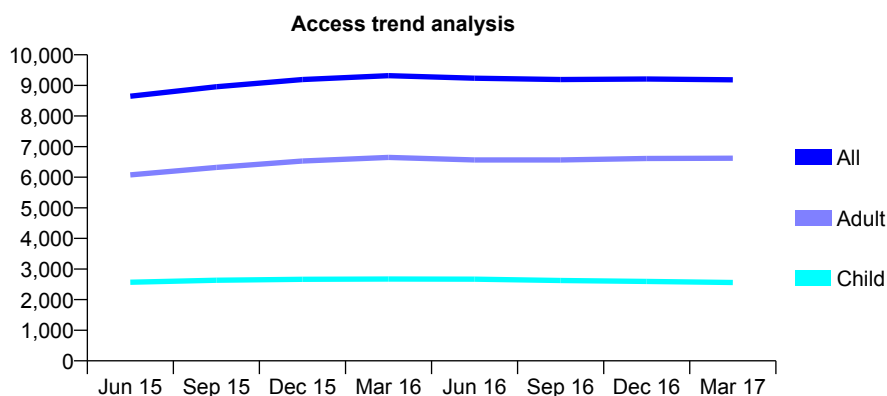
Q46 - Vital Signs At a Glance Contract Report for 116580/0001 - Year end March 2017

Name or company name	Drake Dental Practice
Contract type name	GDS Contract
Purpose of contract	General
Contract start date	01/04/2014
Contract end date	

16/17 Contracted general activity (UDA)	32,499
Carry forward general activity (UDA)	1,177
16/17 Contracted orthodontic activity (UOA)	0
Carry forward orthodontic activity (UOA)	0
Baseline contract value	£823,145.48

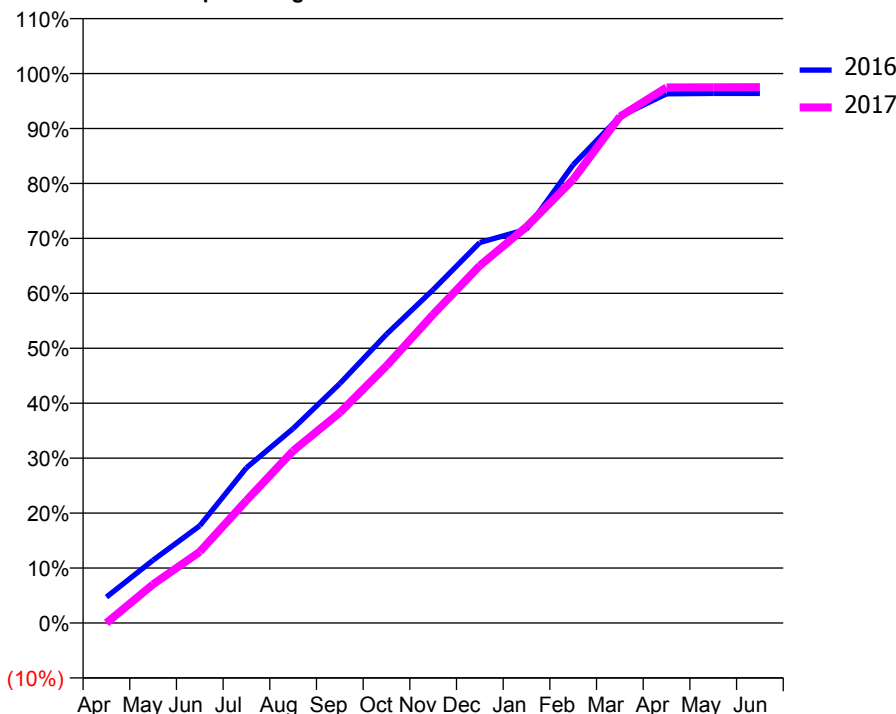
ACCESS*

Patients seen in 24 months	Total	Change since previous quarter
Quarter ending March 2016	9,320	
Quarter ending June 2016	9,234	→
Quarter ending September 2016	9,191	→
Quarter ending December 2016	9,207	→
Quarter ending March 2017	9,184	→
Variance since March 2016	(1.5%)	↓



ACTIVITY

Cumulative percentage of contracted UDA delivered 2016 & 2017



Month	Adjusted Scheduled Activity (UDA)	
	2016	2017
April	1,531	1
May	3,718	2,291
June	5,753	4,216
July	9,183	7,251
August	11,504	10,184
September	14,164	12,441
October	17,080	15,210
November	19,715	18,250
December	22,508	21,143
January	23,283	23,436
February	27,102	26,233
March	29,959	29,950
April	31,300	31,675
May	31,322	31,688
June	31,322	31,696

QUALITY

	Quantity	Base Number	Contract	AT	Region	England
% of FP17s for the same patient ID Re-attending within 3 months - Children	747	4,905	15.2%	12.9%	13.3%	12.3%
% of FP17s for the same patient ID Re-attending within 3 months - Adults	2,638	11,682	22.6%	17.6%	17.3%	16.7%
% of FP17s for the same patient ID Re-attending between 3 & 9 months - Children	2,992	4,905	61.0%	56.2%	58.9%	57.6%
% of FP17s for the same patient ID Re-attending between 3 & 9 months - Adults	6,592	11,682	56.4%	49.9%	52.2%	50.1%
% of FP17s for Band 1 Urgent Courses	1,928	16,654	11.6%	10.4%	9.2%	9.1%
% of FP17s Relating to Free Repair or Replacements	140	16,654	0.8%	0.9%	1.0%	0.8%
% of FP17s Relating to Continuations	143	16,654	0.9%	1.3%	1.4%	1.2%
% of Patients satisfied with the dentistry they have received	7	7	N/A	92.1%	93.1%	92.8%
% of Patients satisfied with the time they had to wait for an appointment	6	7	N/A	88.1%	89.5%	88.7%

* This is based on patients treated on this contract for their most recent course of treatment. Figures in italics indicate the base number of FP17s or Patient Questionnaire responses are less than 100. N/A is shown where the base number of responses is less than 10 during the period. % is calculated as Quantity/Base number*100

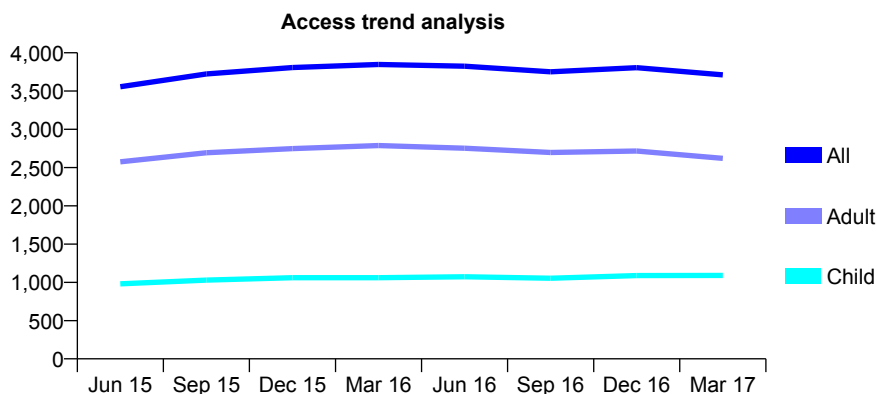
Q46 - Vital Signs At a Glance Contract Report for 116696/0001 - Year end March 2017

Name or company name	Fallowfield (No.1)Limited
Contract type name	GDS Contract
Purpose of contract	General
Contract start date	01/11/2007
Contract end date	

16/17 Contracted general activity (UDA)	13,084
Carry forward general activity (UDA)	-97
16/17 Contracted orthodontic activity (UOA)	0
Carry forward orthodontic activity (UOA)	0
Baseline contract value	£440,948.87

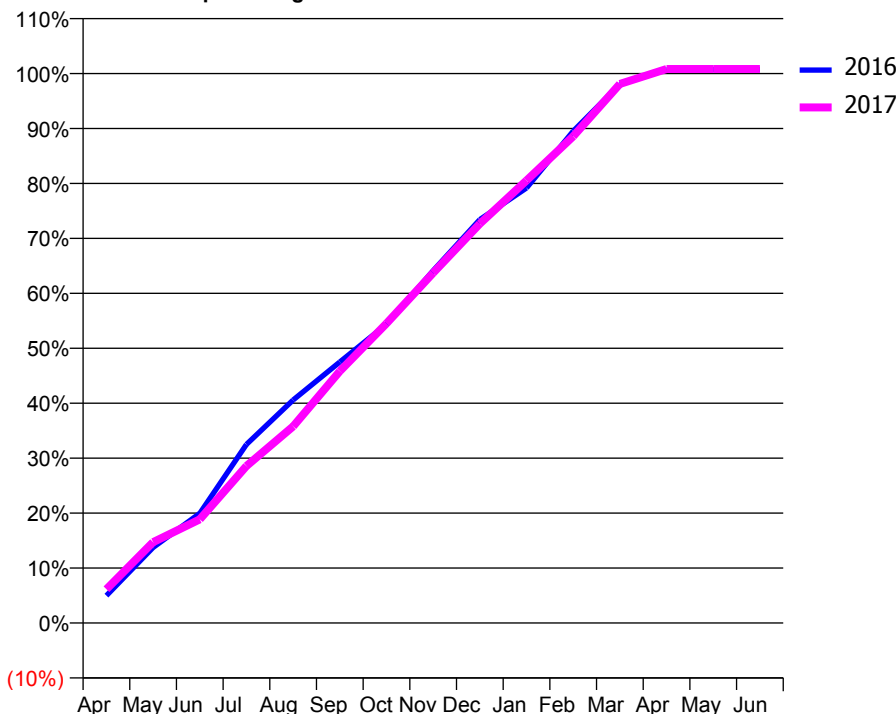
ACCESS*

Patients seen in 24 months	Total	Change since previous quarter
Quarter ending March 2016	3,848	
Quarter ending June 2016	3,825	→
Quarter ending September 2016	3,751	↓
Quarter ending December 2016	3,805	→
Quarter ending March 2017	3,711	↓
Variance since March 2016	(3.6%)	↓



ACTIVITY

Cumulative percentage of contracted UDA delivered 2016 & 2017



Month	Adjusted Scheduled Activity (UDA)	
	2016	2017
April	668	805
May	1,837	1,924
June	2,668	2,468
July	4,343	3,739
August	5,424	4,682
September	6,347	5,995
October	7,267	7,132
November	8,571	8,337
December	9,813	9,508
January	10,582	10,536
February	11,963	11,587
March	13,104	12,834
April	13,460	13,192
May	13,461	13,192
June	13,461	13,192

QUALITY

	Quantity	Base Number	Contract	AT	Region	England
% of FP17s for the same patient ID Re-attending within 3 months - Children	187	1,487	12.6%	12.9%	13.3%	12.3%
% of FP17s for the same patient ID Re-attending within 3 months - Adults	1,005	3,782	26.6%	17.6%	17.3%	16.7%
% of FP17s for the same patient ID Re-attending between 3 & 9 months - Children	721	1,487	48.5%	56.2%	58.9%	57.6%
% of FP17s for the same patient ID Re-attending between 3 & 9 months - Adults	1,706	3,782	45.1%	49.9%	52.2%	50.1%
% of FP17s for Band 1 Urgent Courses	714	5,277	13.5%	10.4%	9.2%	9.1%
% of FP17s Relating to Free Repair or Replacements	82	5,277	1.6%	0.9%	1.0%	0.8%
% of FP17s Relating to Continuations	167	5,277	3.2%	1.3%	1.4%	1.2%
% of Patients satisfied with the dentistry they have received	4	4	N/A	92.1%	93.1%	92.8%
% of Patients satisfied with the time they had to wait for an appointment	2	4	N/A	88.1%	89.5%	88.7%

* This is based on patients treated on this contract for their most recent course of treatment. Figures in italics indicate the base number of FP17s or Patient Questionnaire responses are less than 100. N/A is shown where the base number of responses is less than 10 during the period. % is calculated as Quantity/Base number*100

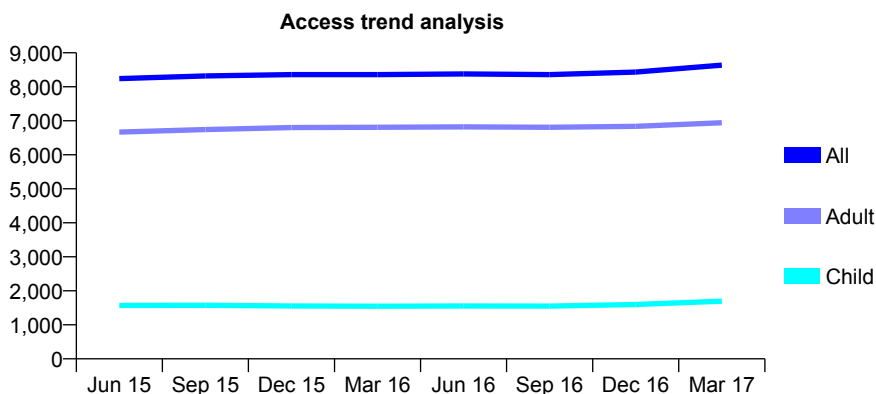
Q46 - Vital Signs At a Glance Contract Report for 117080/0001 - Year end March 2017

Name or company name	Jefferies Reed & Associates
Contract type name	GDS Contract
Purpose of contract	General
Contract start date	01/04/2006
Contract end date	

16/17 Contracted general activity (UDA)	28,152
Carry forward general activity (UDA)	9
16/17 Contracted orthodontic activity (UOA)	0
Carry forward orthodontic activity (UOA)	0
Baseline contract value	£843,044.43

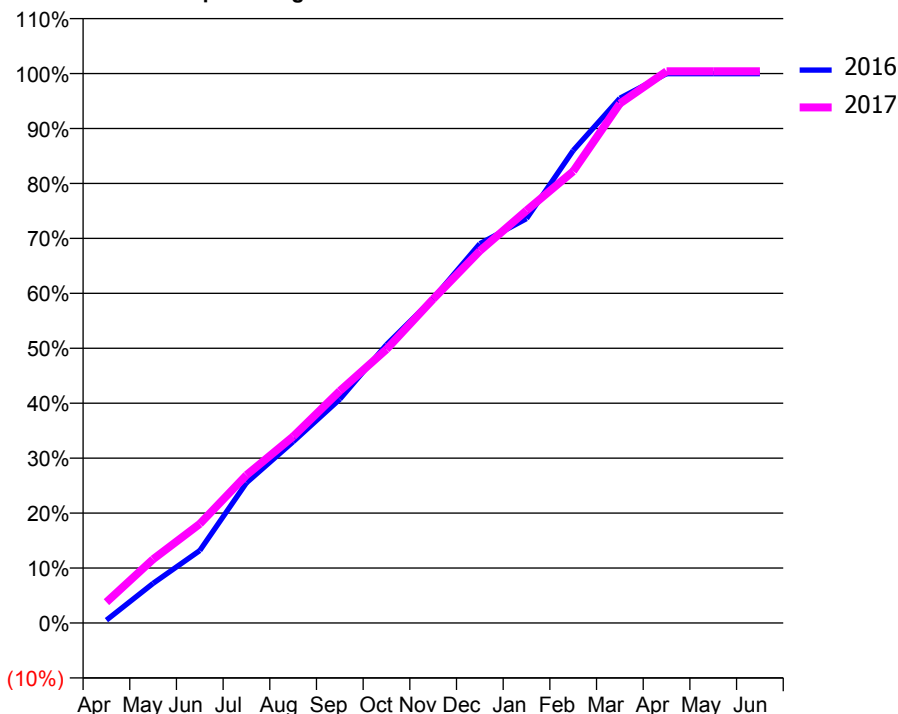
ACCESS*

Patients seen in 24 months	Total	Change since previous quarter
Quarter ending March 2016	8,357	
Quarter ending June 2016	8,377	→
Quarter ending September 2016	8,360	→
Quarter ending December 2016	8,434	→
Quarter ending March 2017	8,638	↑
Variance since March 2016	3.4%	↑



ACTIVITY

Cumulative percentage of contracted UDA delivered 2016 & 2017



Adjusted Scheduled Activity (UDA)

Month	2016	2017
April	148	1,069
May	2,035	3,271
June	3,715	5,081
July	7,185	7,577
August	9,288	9,553
September	11,467	11,891
October	14,261	14,020
November	16,624	16,600
December	19,435	19,061
January	20,714	21,134
February	24,207	23,141
March	26,885	26,611
April	28,143	28,267
May	28,143	28,269
June	28,143	28,269

QUALITY

	Quantity	Base Number	Contract	AT	Region	England
% of FP17s for the same patient ID Re-attending within 3 months - Children	273	2,909	9.4%	12.9%	13.3%	12.3%
% of FP17s for the same patient ID Re-attending within 3 months - Adults	1,973	12,532	15.7%	17.6%	17.3%	16.7%
% of FP17s for the same patient ID Re-attending between 3 & 9 months - Children	1,903	2,909	65.4%	56.2%	58.9%	57.6%
% of FP17s for the same patient ID Re-attending between 3 & 9 months - Adults	8,687	12,532	69.3%	49.9%	52.2%	50.1%
% of FP17s for Band 1 Urgent Courses	720	15,528	4.6%	10.4%	9.2%	9.1%
% of FP17s Relating to Free Repair or Replacements	145	15,528	0.9%	0.9%	1.0%	0.8%
% of FP17s Relating to Continuations	600	15,528	3.9%	1.3%	1.4%	1.2%
% of Patients satisfied with the dentistry they have received	11	11	100.0%	92.1%	93.1%	92.8%
% of Patients satisfied with the time they had to wait for an appointment	11	11	100.0%	88.1%	89.5%	88.7%

* This is based on patients treated on this contract for their most recent course of treatment. Figures in italics indicate the base number of FP17s or Patient Questionnaire responses are less than 100. N/A is shown where the base number of responses is less than 10 during the period. % is calculated as Quantity/Base number*100

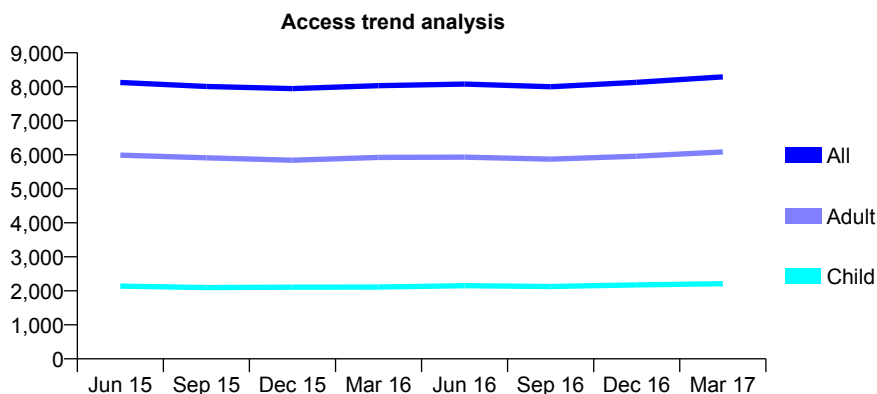
Q46 - Vital Signs At a Glance Contract Report for 118311/0001 - Year end March 2017

Name or company name	Bryn Street Dental Clinic Ltd
Contract type name	GDS Contract
Purpose of contract	General
Contract start date	01/10/2008
Contract end date	

16/17 Contracted general activity (UDA)	24,515
Carry forward general activity (UDA)	193
16/17 Contracted orthodontic activity (UOA)	0
Carry forward orthodontic activity (UOA)	0
Baseline contract value	£635,754.73

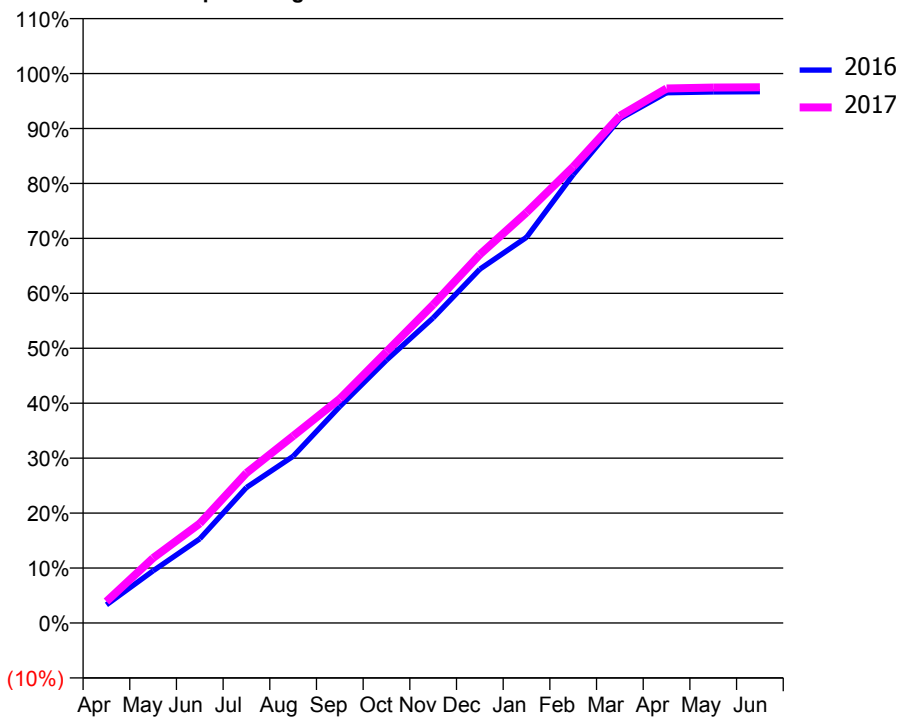
ACCESS*

Patients seen in 24 months	Total	Change since previous quarter
Quarter ending March 2016	8,034	
Quarter ending June 2016	8,082	→
Quarter ending September 2016	8,002	→
Quarter ending December 2016	8,132	→
Quarter ending March 2017	8,291	→
Variance since March 2016	3.2%	↑



ACTIVITY

Cumulative percentage of contracted UDA delivered 2016 & 2017



Month	Adjusted Scheduled Activity (UDA)	
	2016	2017
April	798	962
May	2,281	2,900
June	3,682	4,440
July	5,920	6,698
August	7,284	8,346
September	9,461	10,006
October	11,489	12,105
November	13,336	14,200
December	15,461	16,440
January	16,856	18,315
February	19,590	20,355
March	22,035	22,624
April	23,170	23,846
May	23,204	23,886
June	23,214	23,898

QUALITY

	Quantity	Base Number	Contract	AT	Region	England
% of FP17s for the same patient ID Re-attending within 3 months - Children	1,417	5,129	27.6%	12.9%	13.3%	12.3%
% of FP17s for the same patient ID Re-attending within 3 months - Adults	1,931	9,174	21.0%	17.6%	17.3%	16.7%
% of FP17s for the same patient ID Re-attending between 3 & 9 months - Children	2,811	5,129	54.8%	56.2%	58.9%	57.6%
% of FP17s for the same patient ID Re-attending between 3 & 9 months - Adults	4,507	9,174	49.1%	49.9%	52.2%	50.1%
% of FP17s for Band 1 Urgent Courses	1,775	13,555	13.1%	10.4%	9.2%	9.1%
% of FP17s Relating to Free Repair or Replacements	108	13,555	0.8%	0.9%	1.0%	0.8%
% of FP17s Relating to Continuations	59	13,555	0.4%	1.3%	1.4%	1.2%
% of Patients satisfied with the dentistry they have received	11	11	100.0%	92.1%	93.1%	92.8%
% of Patients satisfied with the time they had to wait for an appointment	10	11	90.9%	88.1%	89.5%	88.7%

* This is based on patients treated on this contract for their most recent course of treatment. Figures in italics indicate the base number of FP17s or Patient Questionnaire responses are less than 100. N/A is shown where the base number of responses is less than 10 during the period. % is calculated as Quantity/Base number*100

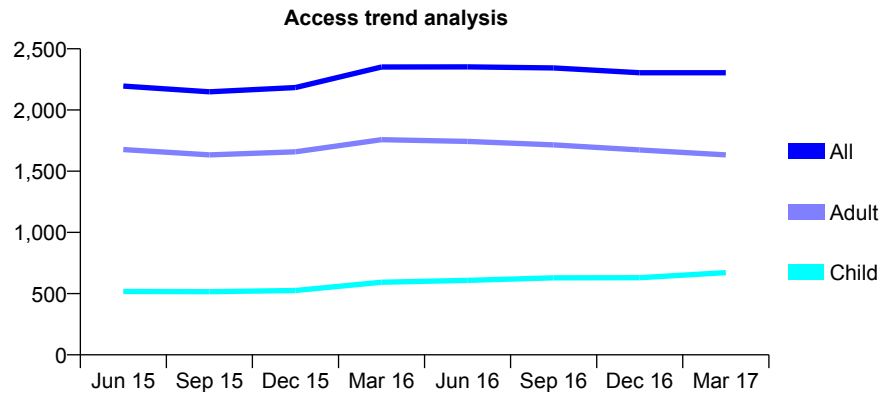
Q46 - Vital Signs At a Glance Contract Report for 118540/0001 - Year end March 2017

Name or company name	Birchfields Family Dental Care
Contract type name	GDS Contract
Purpose of contract	General
Contract start date	01/07/2012
Contract end date	

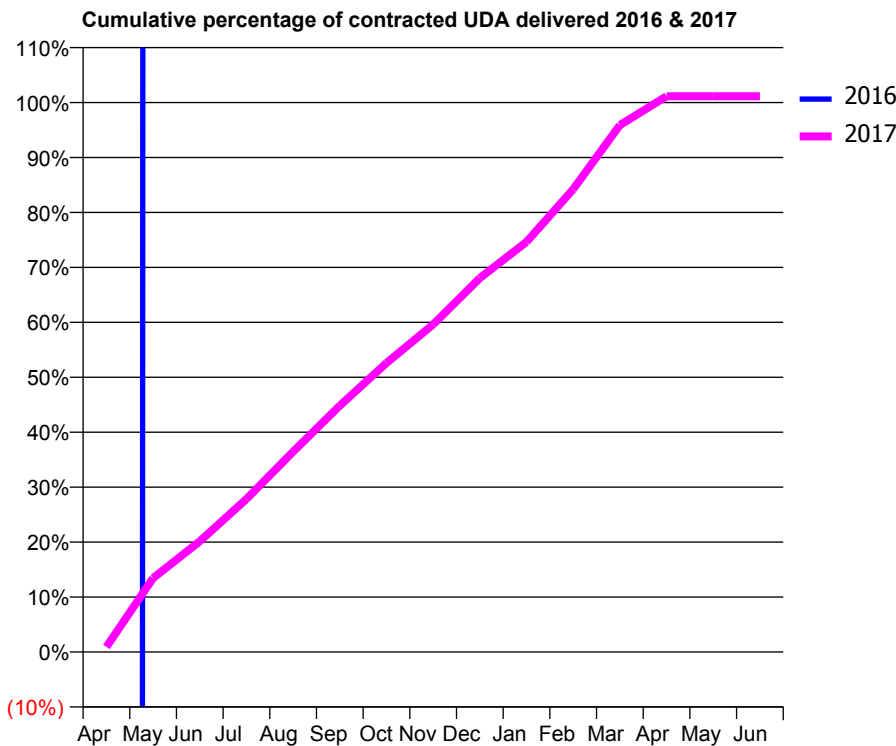
16/17 Contracted general activity (UDA)	7,428
Carry forward general activity (UDA)	-69
16/17 Contracted orthodontic activity (UOA)	0
Carry forward orthodontic activity (UOA)	0
Baseline contract value	£250,317.82

ACCESS*

Patients seen in 24 months	Total	Change since previous quarter
Quarter ending March 2016	2,351	
Quarter ending June 2016	2,352	→
Quarter ending September 2016	2,344	→
Quarter ending December 2016	2,304	↓
Quarter ending March 2017	2,305	→
Variance since March 2016	(2.0%)	↓



ACTIVITY



Month	Adjusted Scheduled Activity (UDA)	
	2016	2017
April	-399	69
May	117	999
June	452	1,496
July	1,187	2,069
August	1,739	2,708
September	2,284	3,331
October	2,649	3,906
November	3,436	4,429
December	4,317	5,055
January	5,092	5,543
February	6,163	6,255
March	7,051	7,123
April	7,485	7,512
May	7,497	7,513
June	7,497	7,513

QUALITY

	Quantity	Base Number	Contract	AT	Region	England
% of FP17s for the same patient ID Re-attending within 3 months - Children	121	949	12.8%	12.9%	13.3%	12.3%
% of FP17s for the same patient ID Re-attending within 3 months - Adults	441	2,270	19.4%	17.6%	17.3%	16.7%
% of FP17s for the same patient ID Re-attending between 3 & 9 months - Children	500	949	52.7%	56.2%	58.9%	57.6%
% of FP17s for the same patient ID Re-attending between 3 & 9 months - Adults	1,171	2,270	51.6%	49.9%	52.2%	50.1%
% of FP17s for Band 1 Urgent Courses	256	3,130	8.2%	10.4%	9.2%	9.1%
% of FP17s Relating to Free Repair or Replacements	35	3,130	1.1%	0.9%	1.0%	0.8%
% of FP17s Relating to Continuations	95	3,130	3.0%	1.3%	1.4%	1.2%
% of Patients satisfied with the dentistry they have received	1	2	N/A	92.1%	93.1%	92.8%
% of Patients satisfied with the time they had to wait for an appointment	2	2	N/A	88.1%	89.5%	88.7%

* This is based on patients treated on this contract for their most recent course of treatment. Figures in italics indicate the base number of FP17s or Patient Questionnaire responses are less than 100. N/A is shown where the base number of responses is less than 10 during the period. % is calculated as Quantity/Base number*100

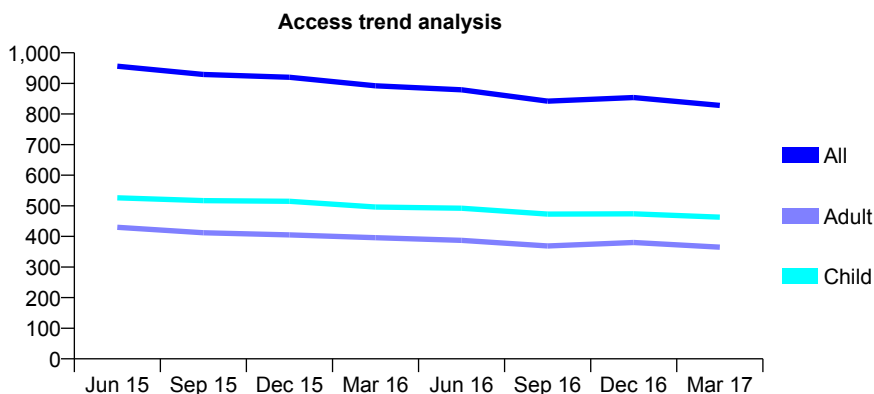
Q46 - Vital Signs At a Glance Contract Report for 119741/0001 - Year end March 2017

Name or company name	P & J Mantel Dental Practice
Contract type name	GDS Contract
Purpose of contract	General
Contract start date	01/04/2006
Contract end date	

16/17 Contracted general activity (UDA)	2,000
Carry forward general activity (UDA)	51
16/17 Contracted orthodontic activity (UOA)	0
Carry forward orthodontic activity (UOA)	0
Baseline contract value	£59,873.45

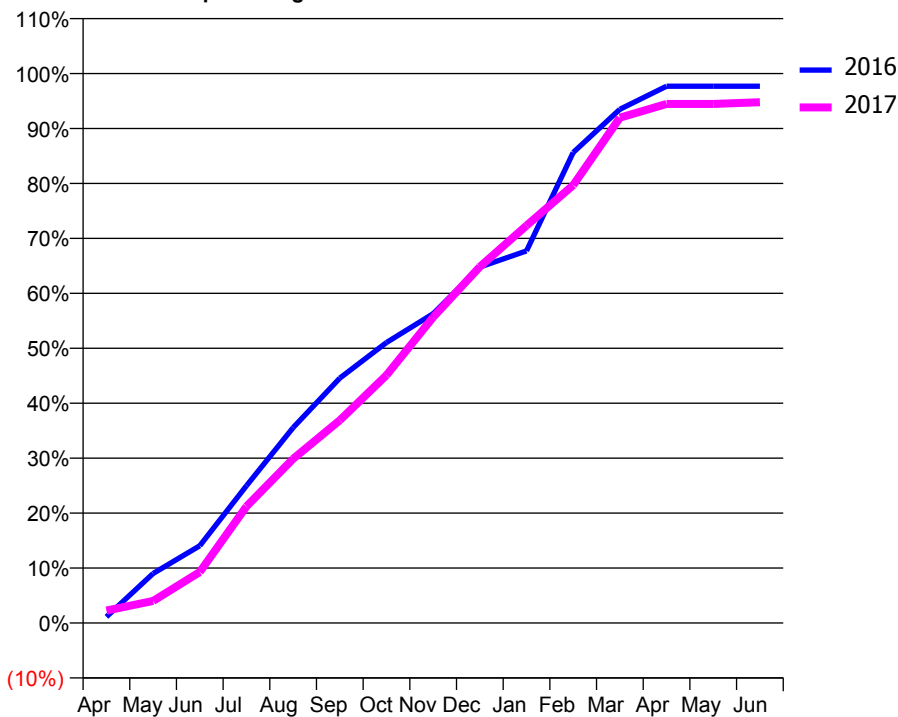
ACCESS*

Patients seen in 24 months	Total	Change since previous quarter
Quarter ending March 2016	892	
Quarter ending June 2016	879	↓
Quarter ending September 2016	842	↓
Quarter ending December 2016	854	→
Quarter ending March 2017	828	↓
Variance since March 2016	(7.2%)	↓



ACTIVITY

Cumulative percentage of contracted UDA delivered 2016 & 2017



Adjusted Scheduled Activity (UDA)

Month	2016	2017
April	25	45
May	198	80
June	309	185
July	550	424
August	782	598
September	980	738
October	1,123	902
November	1,238	1,113
December	1,425	1,297
January	1,490	1,447
February	1,884	1,594
March	2,057	1,839
April	2,149	1,889
May	2,149	1,889
June	2,149	1,895

QUALITY

	Quantity	Base Number	Contract	AT	Region	England
% of FP17s for the same patient ID Re-attending within 3 months - Children	35	788	4.4%	12.9%	13.3%	12.3%
% of FP17s for the same patient ID Re-attending within 3 months - Adults	34	453	7.5%	17.6%	17.3%	16.7%
% of FP17s for the same patient ID Re-attending between 3 & 9 months - Children	551	788	69.9%	56.2%	58.9%	57.6%
% of FP17s for the same patient ID Re-attending between 3 & 9 months - Adults	312	453	68.9%	49.9%	52.2%	50.1%
% of FP17s for Band 1 Urgent Courses	17	1,214	1.4%	10.4%	9.2%	9.1%
% of FP17s Relating to Free Repair or Replacements	0	1,214	0.0%	0.9%	1.0%	0.8%
% of FP17s Relating to Continuations	26	1,214	2.1%	1.3%	1.4%	1.2%
% of Patients satisfied with the dentistry they have received	0	0	N/A	92.1%	93.1%	92.8%
% of Patients satisfied with the time they had to wait for an appointment	0	0	N/A	88.1%	89.5%	88.7%

* This is based on patients treated on this contract for their most recent course of treatment. Figures in italics indicate the base number of FP17s or Patient Questionnaire responses are less than 100. N/A is shown where the base number of responses is less than 10 during the period. % is calculated as Quantity/Base number*100

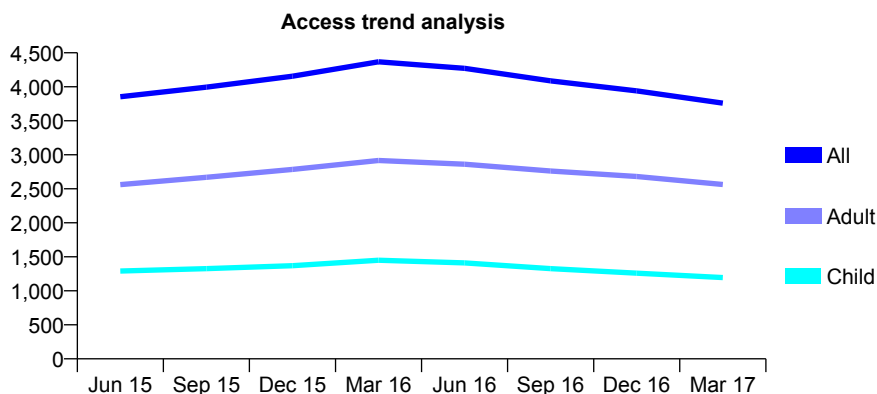
Q46 - Vital Signs At a Glance Contract Report for 120162/0001 - Year end March 2017

Name or company name	Confidential Solutions Ltd
Contract type name	GDS Contract
Purpose of contract	General
Contract start date	01/12/2013
Contract end date	

16/17 Contracted general activity (UDA)	12,935
Carry forward general activity (UDA)	437
16/17 Contracted orthodontic activity (UOA)	0
Carry forward orthodontic activity (UOA)	0
Baseline contract value	£307,039.43

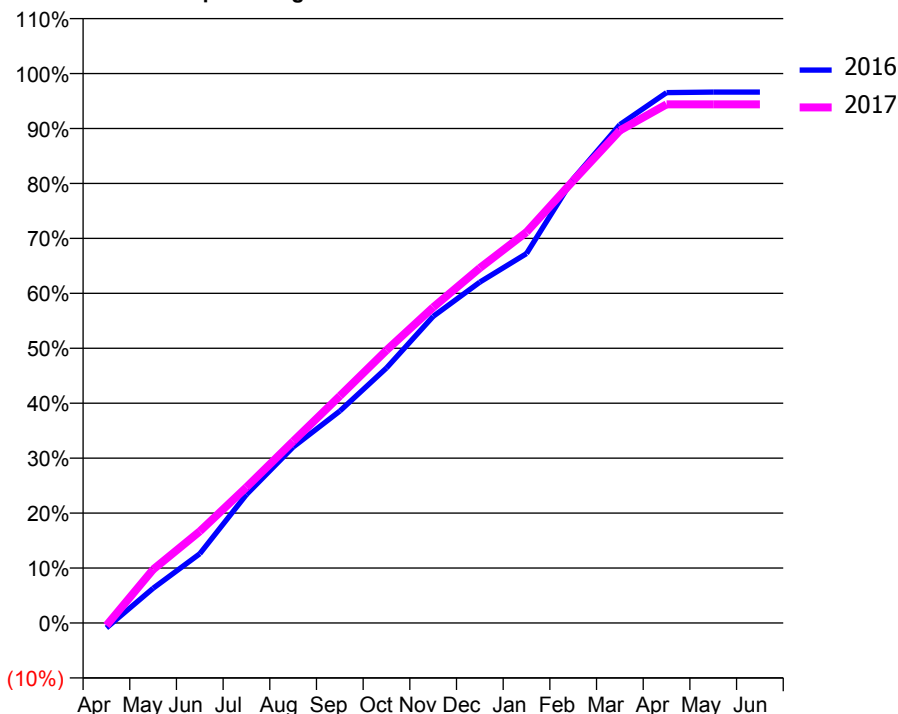
ACCESS*

Patients seen in 24 months	Total	Change since previous quarter
Quarter ending March 2016	4,367	
Quarter ending June 2016	4,272	↓
Quarter ending September 2016	4,088	↓
Quarter ending December 2016	3,940	↓
Quarter ending March 2017	3,760	↓
Variance since March 2016	(13.9%)	↓



ACTIVITY

Cumulative percentage of contracted UDA delivered 2016 & 2017



Adjusted Scheduled Activity (UDA)

Month	2016	2017
April	-117	-60
May	818	1,260
June	1,630	2,157
July	3,024	3,196
August	4,142	4,275
September	4,988	5,345
October	6,003	6,420
November	7,216	7,431
December	8,025	8,358
January	8,698	9,203
February	10,455	10,410
March	11,733	11,593
April	12,484	12,208
May	12,498	12,209
June	12,498	12,209

QUALITY

	Quantity	Base Number	Contract	AT	Region	England
% of FP17s for the same patient ID Re-attending within 3 months - Children	157	1,782	8.8%	12.9%	13.3%	12.3%
% of FP17s for the same patient ID Re-attending within 3 months - Adults	646	3,959	16.3%	17.6%	17.3%	16.7%
% of FP17s for the same patient ID Re-attending between 3 & 9 months - Children	1,144	1,782	64.2%	56.2%	58.9%	57.6%
% of FP17s for the same patient ID Re-attending between 3 & 9 months - Adults	2,500	3,959	63.1%	49.9%	52.2%	50.1%
% of FP17s for Band 1 Urgent Courses	533	5,653	9.4%	10.4%	9.2%	9.1%
% of FP17s Relating to Free Repair or Replacements	61	5,653	1.1%	0.9%	1.0%	0.8%
% of FP17s Relating to Continuations	57	5,653	1.0%	1.3%	1.4%	1.2%
% of Patients satisfied with the dentistry they have received	8	9	N/A	92.1%	93.1%	92.8%
% of Patients satisfied with the time they had to wait for an appointment	9	9	N/A	88.1%	89.5%	88.7%

* This is based on patients treated on this contract for their most recent course of treatment. Figures in italics indicate the base number of FP17s or Patient Questionnaire responses are less than 100. N/A is shown where the base number of responses is less than 10 during the period. % is calculated as Quantity/Base number*100

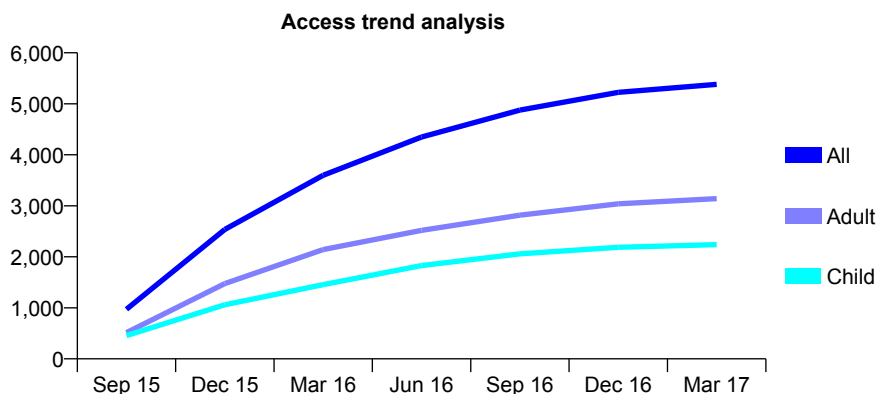
Q46 - Vital Signs At a Glance Contract Report for 121118/0001 - Year end March 2017

Name or company name	The Tooth Place Limited
Contract type name	GDS Contract
Purpose of contract	General
Contract start date	01/08/2015
Contract end date	

16/17 Contracted general activity (UDA)	16,195
Carry forward general activity (UDA)	-51
16/17 Contracted orthodontic activity (UOA)	0
Carry forward orthodontic activity (UOA)	0
Baseline contract value	£539,696.57

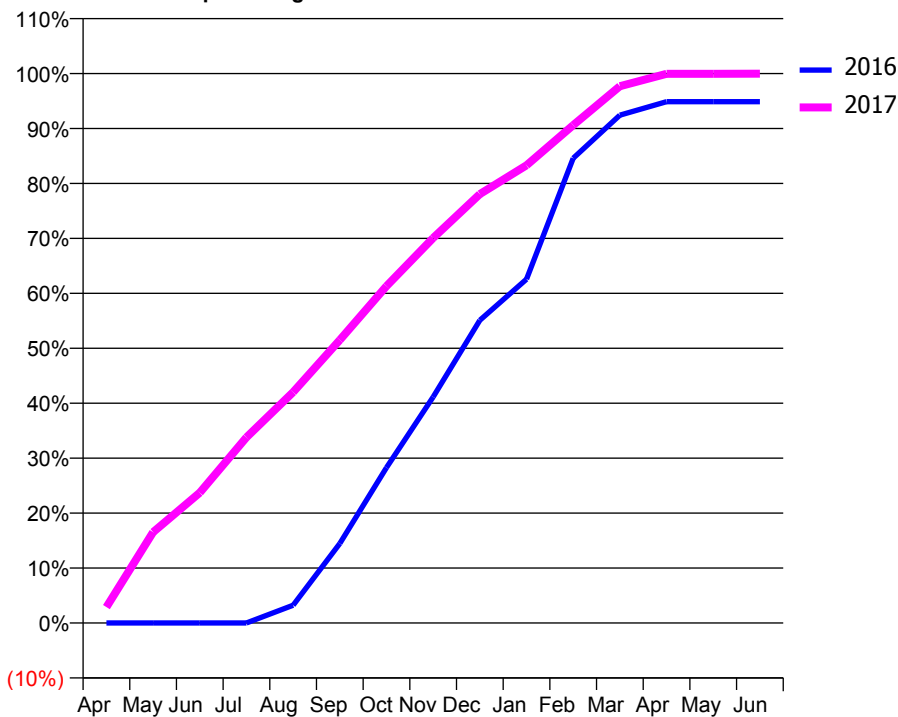
ACCESS*

Patients seen in 24 months	Total	Change since previous quarter
Quarter ending March 2016	3,599	
Quarter ending June 2016	4,348	↑
Quarter ending September 2016	4,876	↑
Quarter ending December 2016	5,224	↑
Quarter ending March 2017	5,382	↑
Variance since March 2016	49.5%	↑



ACTIVITY

Cumulative percentage of contracted UDA delivered 2016 & 2017



Adjusted Scheduled Activity (UDA)

Month	2016	2017
April	0	471
May	0	2,679
June	0	3,840
July	0	5,472
August	313	6,806
September	1,393	8,342
October	2,721	9,931
November	3,960	11,349
December	5,301	12,642
January	6,020	13,490
February	8,138	14,673
March	8,894	15,821
April	9,130	16,184
May	9,130	16,187
June	9,130	16,190

QUALITY

	Quantity	Base Number	Contract	AT	Region	England
% of FP17s for the same patient ID Re-attending within 3 months - Children	370	3,574	10.4%	12.9%	13.3%	12.3%
% of FP17s for the same patient ID Re-attending within 3 months - Adults	1,084	5,246	20.7%	17.6%	17.3%	16.7%
% of FP17s for the same patient ID Re-attending between 3 & 9 months - Children	1,877	3,574	52.5%	56.2%	58.9%	57.6%
% of FP17s for the same patient ID Re-attending between 3 & 9 months - Adults	2,703	5,246	51.5%	49.9%	52.2%	50.1%
% of FP17s for Band 1 Urgent Courses	1,087	7,495	14.5%	10.4%	9.2%	9.1%
% of FP17s Relating to Free Repair or Replacements	151	7,495	2.0%	0.9%	1.0%	0.8%
% of FP17s Relating to Continuations	87	7,495	1.2%	1.3%	1.4%	1.2%
% of Patients satisfied with the dentistry they have received	6	6	N/A	92.1%	93.1%	92.8%
% of Patients satisfied with the time they had to wait for an appointment	5	6	N/A	88.1%	89.5%	88.7%

* This is based on patients treated on this contract for their most recent course of treatment. Figures in italics indicate the base number of FP17s or Patient Questionnaire responses are less than 100. N/A is shown where the base number of responses is less than 10 during the period. % is calculated as Quantity/Base number*100

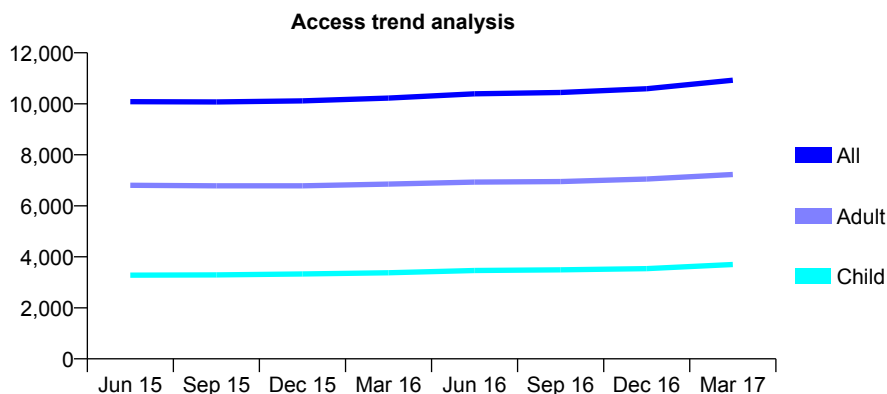
Q46 - Vital Signs At a Glance Contract Report for 121274/0001 - Year end March 2017

Name or company name	Freshdental Practice Ltd
Contract type name	GDS Contract
Purpose of contract	General
Contract start date	01/04/2011
Contract end date	

16/17 Contracted general activity (UDA)	29,221
Carry forward general activity (UDA)	-282
16/17 Contracted orthodontic activity (UOA)	0
Carry forward orthodontic activity (UOA)	0
Baseline contract value	£719,385.71

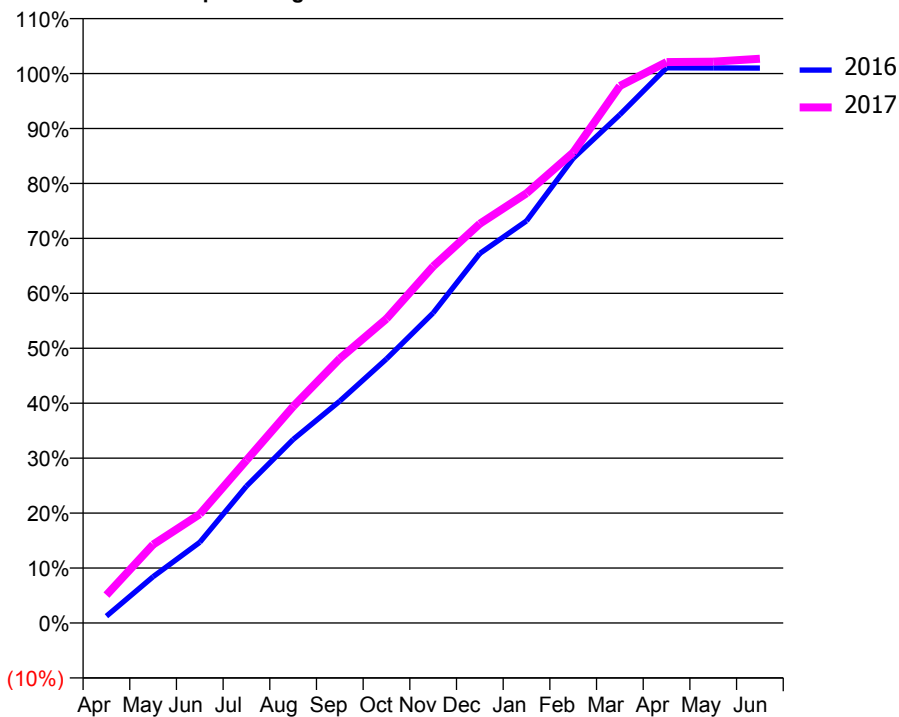
ACCESS*

Patients seen in 24 months	Total	Change since previous quarter
Quarter ending March 2016	10,226	
Quarter ending June 2016	10,394	→
Quarter ending September 2016	10,444	→
Quarter ending December 2016	10,589	→
Quarter ending March 2017	10,928	↑
Variance since March 2016	6.9%	↑



ACTIVITY

Cumulative percentage of contracted UDA delivered 2016 & 2017



Month	Adjusted Scheduled Activity (UDA)	
	2016	2017
April	356	1,486
May	2,421	4,172
June	4,219	5,791
July	7,157	8,658
August	9,597	11,510
September	11,601	14,062
October	13,804	16,179
November	16,210	18,966
December	19,319	21,236
January	21,021	22,849
February	24,287	25,024
March	26,576	28,556
April	29,021	29,827
May	29,016	29,849
June	29,006	30,003

QUALITY

	Quantity	Base Number	Contract	AT	Region	England
% of FP17s for the same patient ID Re-attending within 3 months - Children	803	6,520	12.3%	12.9%	13.3%	12.3%
% of FP17s for the same patient ID Re-attending within 3 months - Adults	1,386	10,187	13.6%	17.6%	17.3%	16.7%
% of FP17s for the same patient ID Re-attending between 3 & 9 months - Children	4,097	6,520	62.8%	56.2%	58.9%	57.6%
% of FP17s for the same patient ID Re-attending between 3 & 9 months - Adults	5,579	10,187	54.8%	49.9%	52.2%	50.1%
% of FP17s for Band 1 Urgent Courses	1,316	15,107	8.7%	10.4%	9.2%	9.1%
% of FP17s Relating to Free Repair or Replacements	44	15,107	0.3%	0.9%	1.0%	0.8%
% of FP17s Relating to Continuations	31	15,107	0.2%	1.3%	1.4%	1.2%
% of Patients satisfied with the dentistry they have received	7	8	N/A	92.1%	93.1%	92.8%
% of Patients satisfied with the time they had to wait for an appointment	8	8	N/A	88.1%	89.5%	88.7%

* This is based on patients treated on this contract for their most recent course of treatment. Figures in italics indicate the base number of FP17s or Patient Questionnaire responses are less than 100. N/A is shown where the base number of responses is less than 10 during the period. % is calculated as Quantity/Base number*100

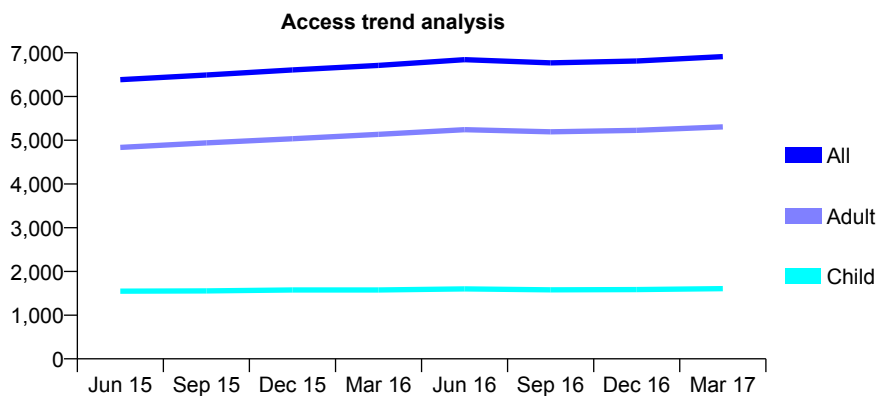
Q46 - Vital Signs At a Glance Contract Report for 122211/0001 - Year end March 2017

Name or company name	Durgan & Ashworth Dental Care Ltd
Contract type name	GDS Contract
Purpose of contract	General
Contract start date	01/05/2007
Contract end date	

16/17 Contracted general activity (UDA)	19,207
Carry forward general activity (UDA)	-150
16/17 Contracted orthodontic activity (UOA)	0
Carry forward orthodontic activity (UOA)	0
Baseline contract value	£628,844.55

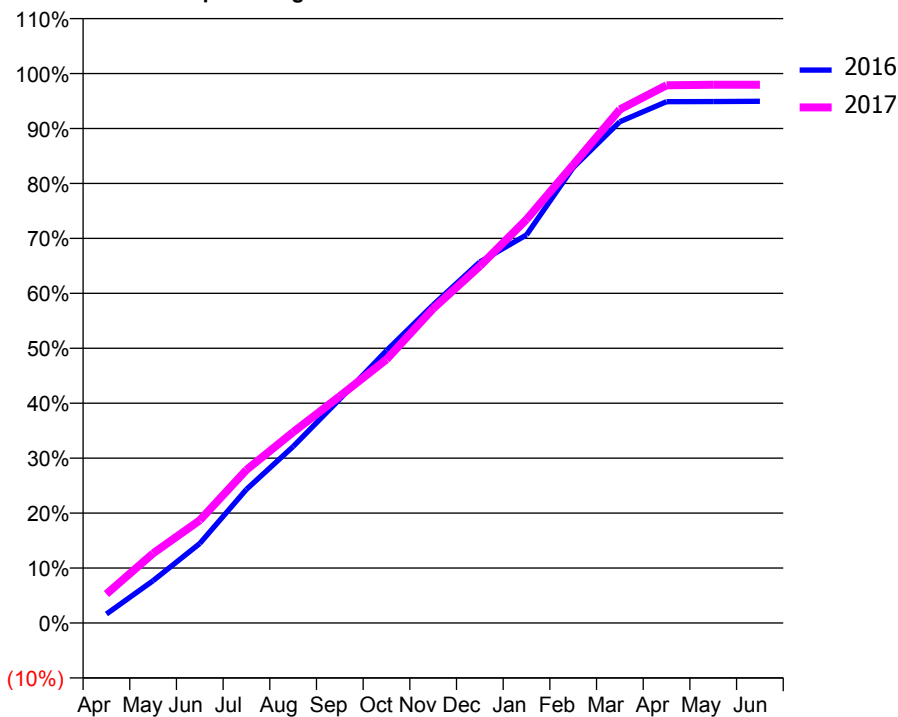
ACCESS*

Patients seen in 24 months	Total	Change since previous quarter
Quarter ending March 2016	6,711	
Quarter ending June 2016	6,842	→
Quarter ending September 2016	6,770	↓
Quarter ending December 2016	6,812	→
Quarter ending March 2017	6,913	→
Variance since March 2016	3.0%	↑



ACTIVITY

Cumulative percentage of contracted UDA delivered 2016 & 2017



Month	Adjusted Scheduled Activity (UDA)	
	2016	2017
April	317	1,013
May	1,480	2,436
June	2,779	3,593
July	4,673	5,353
August	6,167	6,673
September	7,828	7,933
October	9,522	9,211
November	11,120	10,990
December	12,621	12,477
January	13,563	14,104
February	15,922	16,018
March	17,522	17,953
April	18,223	18,798
May	18,225	18,812
June	18,238	18,816

QUALITY

	Quantity	Base Number	Contract	AT	Region	England
% of FP17s for the same patient ID Re-attending within 3 months - Children	212	2,311	9.2%	12.9%	13.3%	12.3%
% of FP17s for the same patient ID Re-attending within 3 months - Adults	1,276	7,800	16.4%	17.6%	17.3%	16.7%
% of FP17s for the same patient ID Re-attending between 3 & 9 months - Children	1,243	2,311	53.8%	56.2%	58.9%	57.6%
% of FP17s for the same patient ID Re-attending between 3 & 9 months - Adults	3,822	7,800	49.0%	49.9%	52.2%	50.1%
% of FP17s for Band 1 Urgent Courses	1,048	10,199	10.3%	10.4%	9.2%	9.1%
% of FP17s Relating to Free Repair or Replacements	102	10,199	1.0%	0.9%	1.0%	0.8%
% of FP17s Relating to Continuations	235	10,199	2.3%	1.3%	1.4%	1.2%
% of Patients satisfied with the dentistry they have received	8	9	N/A	92.1%	93.1%	92.8%
% of Patients satisfied with the time they had to wait for an appointment	7	9	N/A	88.1%	89.5%	88.7%

* This is based on patients treated on this contract for their most recent course of treatment. Figures in italics indicate the base number of FP17s or Patient Questionnaire responses are less than 100. N/A is shown where the base number of responses is less than 10 during the period. % is calculated as Quantity/Base number*100

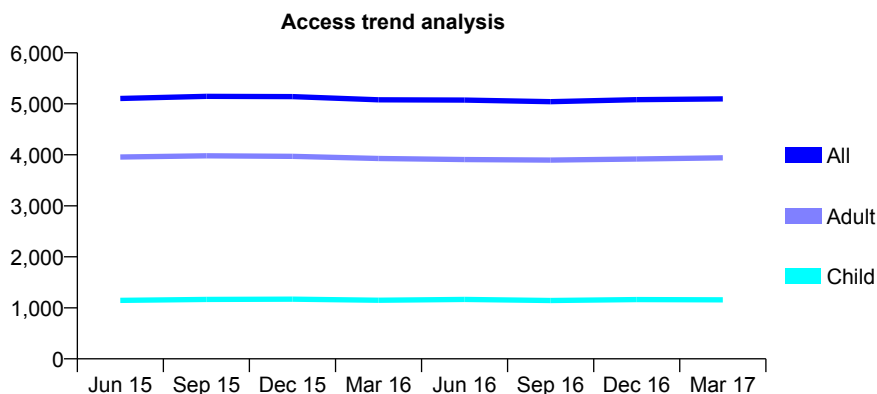
Q46 - Vital Signs At a Glance Contract Report for 123056/0001 - Year end March 2017

Name or company name	AJ Fletchers Dental Surgery
Contract type name	GDS Contract
Purpose of contract	General
Contract start date	01/04/2013
Contract end date	

16/17 Contracted general activity (UDA)	12,364
Carry forward general activity (UDA)	291
16/17 Contracted orthodontic activity (UOA)	0
Carry forward orthodontic activity (UOA)	0
Baseline contract value	£340,917.44

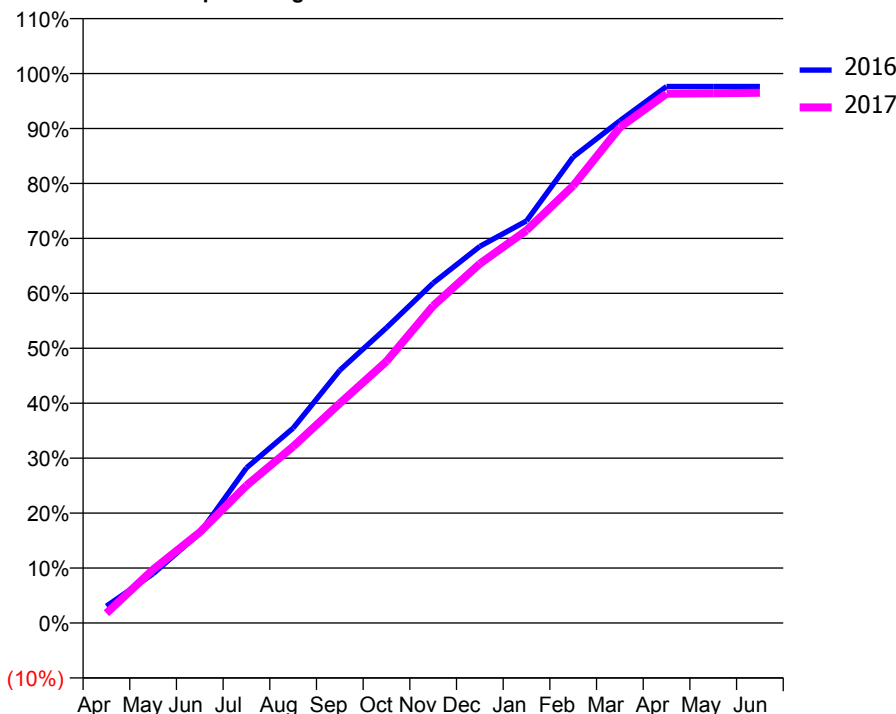
ACCESS*

Patients seen in 24 months	Total	Change since previous quarter
Quarter ending March 2016	5,079	
Quarter ending June 2016	5,072	→
Quarter ending September 2016	5,043	→
Quarter ending December 2016	5,080	→
Quarter ending March 2017	5,098	→
Variance since March 2016	0.4%	→



ACTIVITY

Cumulative percentage of contracted UDA delivered 2016 & 2017



Month	2016	2017
April	381	222
May	1,108	1,205
June	2,027	2,041
July	3,490	3,093
August	4,384	3,970
September	5,688	4,942
October	6,645	5,888
November	7,650	7,135
December	8,475	8,084
January	9,048	8,835
February	10,489	9,840
March	11,301	11,152
April	12,072	11,911
May	12,073	11,920
June	12,073	11,931

QUALITY

	Quantity	Base Number	Contract	AT	Region	England
% of FP17s for the same patient ID Re-attending within 3 months - Children	131	1,645	8.0%	12.9%	13.3%	12.3%
% of FP17s for the same patient ID Re-attending within 3 months - Adults	601	5,526	10.9%	17.6%	17.3%	16.7%
% of FP17s for the same patient ID Re-attending between 3 & 9 months - Children	966	1,645	58.7%	56.2%	58.9%	57.6%
% of FP17s for the same patient ID Re-attending between 3 & 9 months - Adults	3,304	5,526	59.8%	49.9%	52.2%	50.1%
% of FP17s for Band 1 Urgent Courses	174	7,143	2.4%	10.4%	9.2%	9.1%
% of FP17s Relating to Free Repair or Replacements	15	7,143	0.2%	0.9%	1.0%	0.8%
% of FP17s Relating to Continuations	120	7,143	1.7%	1.3%	1.4%	1.2%
% of Patients satisfied with the dentistry they have received	4	4	N/A	92.1%	93.1%	92.8%
% of Patients satisfied with the time they had to wait for an appointment	3	4	N/A	88.1%	89.5%	88.7%

* This is based on patients treated on this contract for their most recent course of treatment. Figures in italics indicate the base number of FP17s or Patient Questionnaire responses are less than 100. N/A is shown where the base number of responses is less than 10 during the period. % is calculated as Quantity/Base number*100

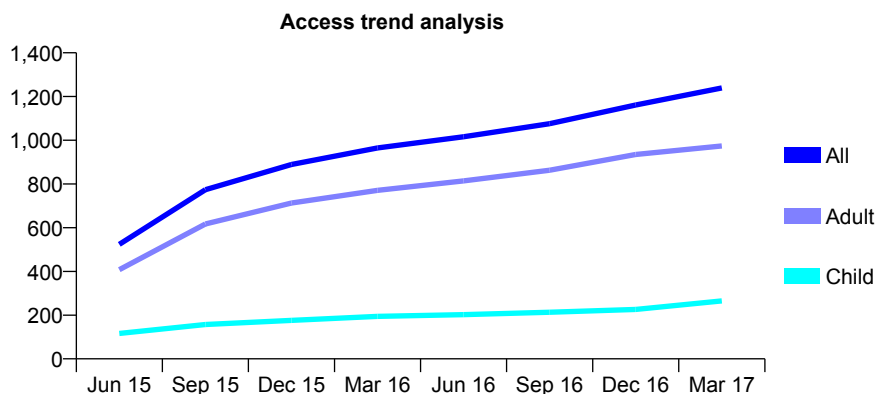
Q46 - Vital Signs At a Glance Contract Report for 124168/0001 - Year end March 2017

Name or company name	Blackley Dental Surgery
Contract type name	GDS Contract
Purpose of contract	General
Contract start date	01/02/2015
Contract end date	

16/17 Contracted general activity (UDA)	6,208
Carry forward general activity (UDA)	0
16/17 Contracted orthodontic activity (UOA)	0
Carry forward orthodontic activity (UOA)	0
Baseline contract value	£189,302.84

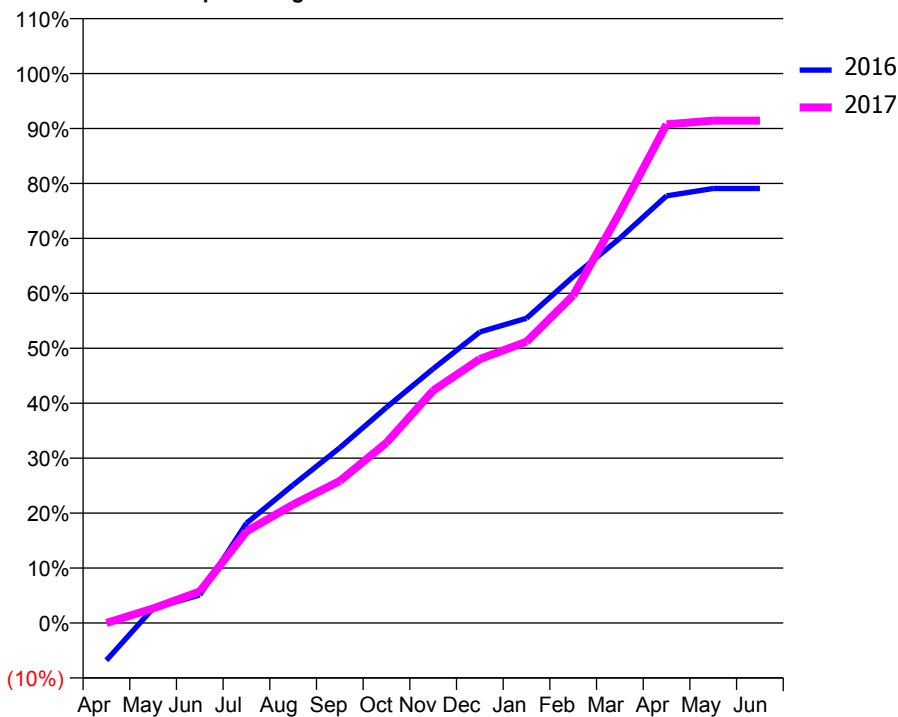
ACCESS*

Patients seen in 24 months	Total	Change since previous quarter
Quarter ending March 2016	965	
Quarter ending June 2016	1,016	↑
Quarter ending September 2016	1,076	↑
Quarter ending December 2016	1,161	↑
Quarter ending March 2017	1,239	↑
Variance since March 2016	28.4%	↑



ACTIVITY

Cumulative percentage of contracted UDA delivered 2016 & 2017



Adjusted Scheduled Activity (UDA)

Month	2016	2017
April	-422	0
May	166	165
June	318	357
July	1,128	1,035
August	1,561	1,339
September	1,980	1,605
October	2,436	2,037
November	2,873	2,626
December	3,289	2,983
January	3,442	3,178
February	3,914	3,700
March	4,346	4,639
April	4,826	5,633
May	4,908	5,675
June	4,908	5,676

QUALITY

	Quantity	Base Number	Contract	AT	Region	England
% of FP17s for the same patient ID Re-attending within 3 months - Children	17	301	5.6%	12.9%	13.3%	12.3%
% of FP17s for the same patient ID Re-attending within 3 months - Adults	134	1,251	10.7%	17.6%	17.3%	16.7%
% of FP17s for the same patient ID Re-attending between 3 & 9 months - Children	138	301	45.8%	56.2%	58.9%	57.6%
% of FP17s for the same patient ID Re-attending between 3 & 9 months - Adults	612	1,251	48.9%	49.9%	52.2%	50.1%
% of FP17s for Band 1 Urgent Courses	73	1,671	4.4%	10.4%	9.2%	9.1%
% of FP17s Relating to Free Repair or Replacements	15	1,671	0.9%	0.9%	1.0%	0.8%
% of FP17s Relating to Continuations	9	1,671	0.5%	1.3%	1.4%	1.2%
% of Patients satisfied with the dentistry they have received	3	3	N/A	92.1%	93.1%	92.8%
% of Patients satisfied with the time they had to wait for an appointment	3	3	N/A	88.1%	89.5%	88.7%

* This is based on patients treated on this contract for their most recent course of treatment. Figures in italics indicate the base number of FP17s or Patient Questionnaire responses are less than 100. N/A is shown where the base number of responses is less than 10 during the period. % is calculated as Quantity/Base number*100

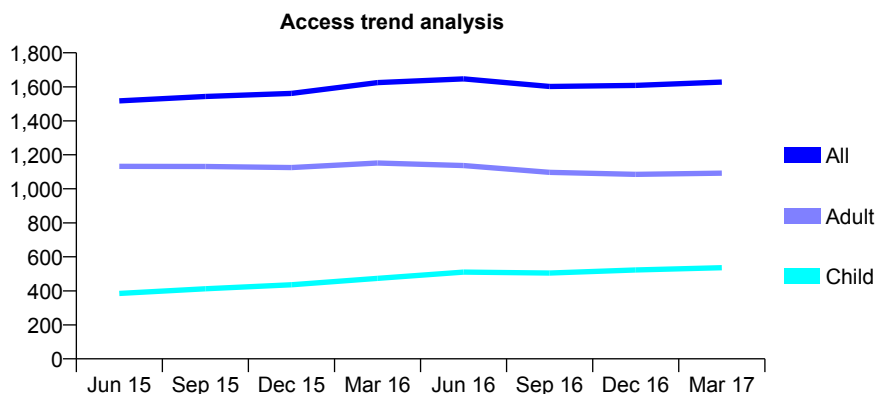
Q46 - Vital Signs At a Glance Contract Report for 124257/0001 - Year end March 2017

Name or company name	East Road Care Ltd.
Contract type name	GDS Contract
Purpose of contract	General
Contract start date	07/02/2007
Contract end date	

16/17 Contracted general activity (UDA)	6,628
Carry forward general activity (UDA)	-72
16/17 Contracted orthodontic activity (UOA)	0
Carry forward orthodontic activity (UOA)	0
Baseline contract value	£235,827.03

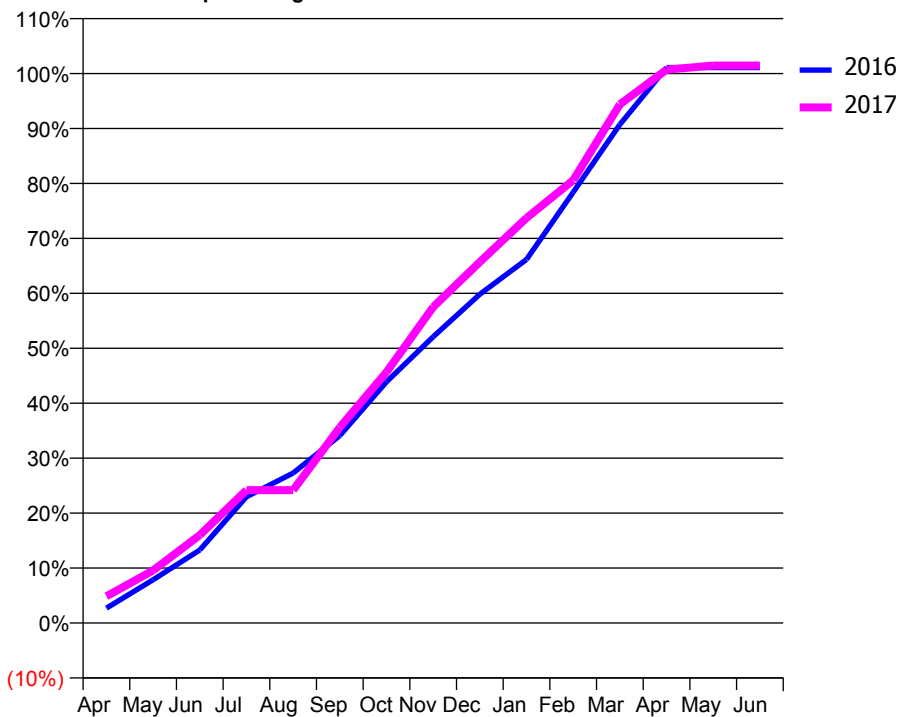
ACCESS*

Patients seen in 24 months	Total	Change since previous quarter
Quarter ending March 2016	1,625	
Quarter ending June 2016	1,647	→
Quarter ending September 2016	1,602	↓
Quarter ending December 2016	1,608	→
Quarter ending March 2017	1,628	→
Variance since March 2016	0.2%	→



ACTIVITY

Cumulative percentage of contracted UDA delivered 2016 & 2017



Adjusted Scheduled Activity (UDA)

Month	2016	2017
April	179	322
May	523	635
June	880	1,061
July	1,522	1,602
August	1,809	1,602
September	2,260	2,360
October	2,910	3,026
November	3,452	3,811
December	3,966	4,354
January	4,385	4,886
February	5,195	5,341
March	6,013	6,255
April	6,700	6,674
May	6,700	6,724
June	6,700	6,725

QUALITY

	Quantity	Base Number	Contract	AT	Region	England
% of FP17s for the same patient ID Re-attending within 3 months - Children	19	602	3.2%	12.9%	13.3%	12.3%
% of FP17s for the same patient ID Re-attending within 3 months - Adults	92	1,171	7.9%	17.6%	17.3%	16.7%
% of FP17s for the same patient ID Re-attending between 3 & 9 months - Children	243	602	40.4%	56.2%	58.9%	57.6%
% of FP17s for the same patient ID Re-attending between 3 & 9 months - Adults	454	1,171	38.8%	49.9%	52.2%	50.1%
% of FP17s for Band 1 Urgent Courses	238	1,753	13.6%	10.4%	9.2%	9.1%
% of FP17s Relating to Free Repair or Replacements	0	1,753	0.0%	0.9%	1.0%	0.8%
% of FP17s Relating to Continuations	8	1,753	0.5%	1.3%	1.4%	1.2%
% of Patients satisfied with the dentistry they have received	8	8	N/A	92.1%	93.1%	92.8%
% of Patients satisfied with the time they had to wait for an appointment	6	8	N/A	88.1%	89.5%	88.7%

* This is based on patients treated on this contract for their most recent course of treatment. Figures in italics indicate the base number of FP17s or Patient Questionnaire responses are less than 100. N/A is shown where the base number of responses is less than 10 during the period. % is calculated as Quantity/Base number*100

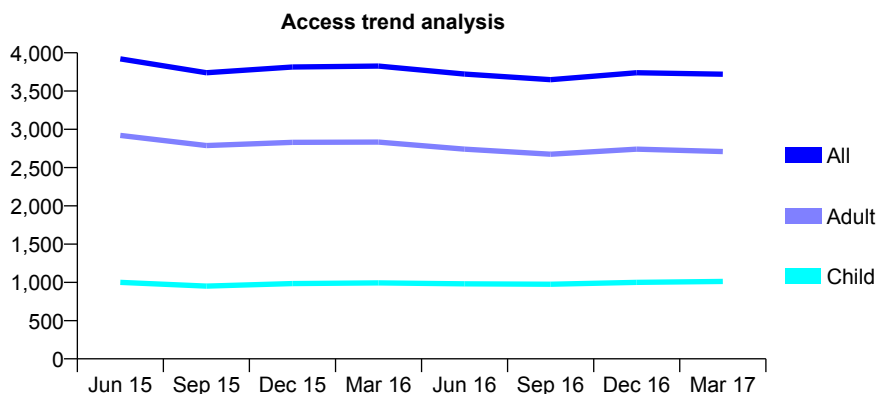
Q46 - Vital Signs At a Glance Contract Report for 124354/0001 - Year end March 2017

Name or company name	Claremont Dental Practice
Contract type name	GDS Contract
Purpose of contract	General
Contract start date	01/06/2012
Contract end date	

16/17 Contracted general activity (UDA)	12,521
Carry forward general activity (UDA)	62
16/17 Contracted orthodontic activity (UOA)	0
Carry forward orthodontic activity (UOA)	0
Baseline contract value	£325,990.79

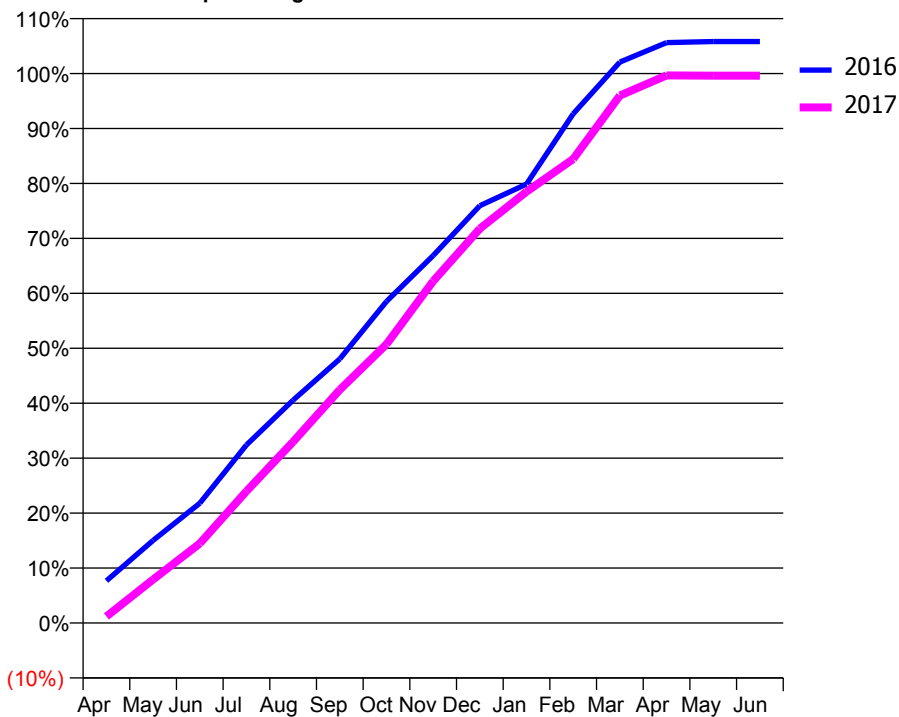
ACCESS*

Patients seen in 24 months	Total	Change since previous quarter
Quarter ending March 2016	3,826	
Quarter ending June 2016	3,722	↓
Quarter ending September 2016	3,649	↓
Quarter ending December 2016	3,740	↑
Quarter ending March 2017	3,721	→
Variance since March 2016	(2.7%)	↓



ACTIVITY

Cumulative percentage of contracted UDA delivered 2016 & 2017



Month	Adjusted Scheduled Activity (UDA)	
	2016	2017
April	995	151
May	1,946	993
June	2,823	1,813
July	4,196	3,002
August	5,254	4,131
September	6,224	5,315
October	7,579	6,352
November	8,661	7,788
December	9,835	8,986
January	10,346	9,827
February	12,001	10,572
March	13,222	12,020
April	13,680	12,478
May	13,703	12,470
June	13,704	12,472

QUALITY

	Quantity	Base Number	Contract	AT	Region	England
% of FP17s for the same patient ID Re-attending within 3 months - Children	228	1,686	13.5%	12.9%	13.3%	12.3%
% of FP17s for the same patient ID Re-attending within 3 months - Adults	1,018	4,412	23.1%	17.6%	17.3%	16.7%
% of FP17s for the same patient ID Re-attending between 3 & 9 months - Children	950	1,686	56.3%	56.2%	58.9%	57.6%
% of FP17s for the same patient ID Re-attending between 3 & 9 months - Adults	2,243	4,412	50.8%	49.9%	52.2%	50.1%
% of FP17s for Band 1 Urgent Courses	846	6,148	13.8%	10.4%	9.2%	9.1%
% of FP17s Relating to Free Repair or Replacements	116	6,148	1.9%	0.9%	1.0%	0.8%
% of FP17s Relating to Continuations	82	6,148	1.3%	1.3%	1.4%	1.2%
% of Patients satisfied with the dentistry they have received	6	6	N/A	92.1%	93.1%	92.8%
% of Patients satisfied with the time they had to wait for an appointment	5	6	N/A	88.1%	89.5%	88.7%

* This is based on patients treated on this contract for their most recent course of treatment. Figures in italics indicate the base number of FP17s or Patient Questionnaire responses are less than 100. N/A is shown where the base number of responses is less than 10 during the period. % is calculated as Quantity/Base number*100

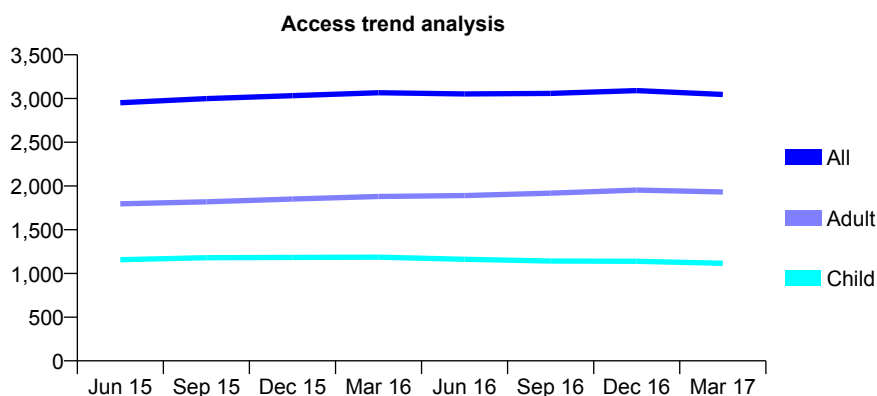
Q46 - Vital Signs At a Glance Contract Report for 125040/0001 - Year end March 2017

Name or company name	Red Rose Dental Group
Contract type name	GDS Contract
Purpose of contract	General and Orthodontic
Contract start date	01/04/2013
Contract end date	

16/17 Contracted general activity (UDA)	6,575
Carry forward general activity (UDA)	68
16/17 Contracted orthodontic activity (UOA)	5,533
Carry forward orthodontic activity (UOA)	27
Baseline contract value	£559,552.17

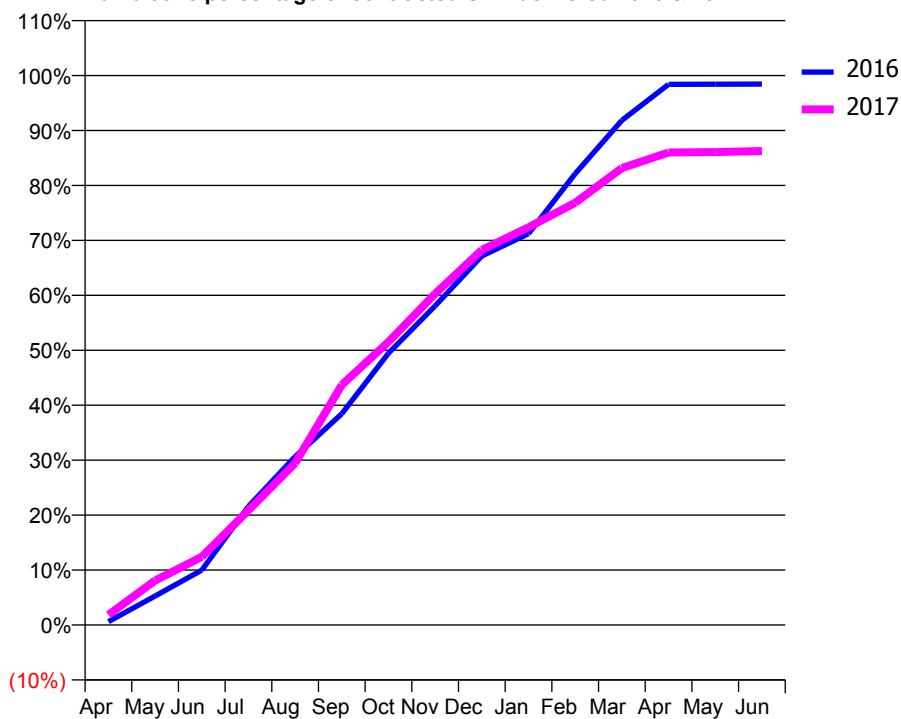
ACCESS*

Patients seen in 24 months	Total	Change since previous quarter
Quarter ending March 2016	3,066	
Quarter ending June 2016	3,053	→
Quarter ending September 2016	3,058	→
Quarter ending December 2016	3,091	→
Quarter ending March 2017	3,046	↓
Variance since March 2016	(0.7%)	→



ACTIVITY

Cumulative percentage of contracted UDA delivered 2016 & 2017



Month	Adjusted Scheduled Activity (UDA)	
	2016	2017
April	41	122
May	348	533
June	656	816
July	1,419	1,372
August	2,015	1,936
September	2,528	2,873
October	3,252	3,387
November	3,819	3,965
December	4,416	4,487
January	4,681	4,759
February	5,400	5,053
March	6,039	5,467
April	6,468	5,655
May	6,471	5,659
June	6,472	5,671

QUALITY

	Quantity	Base Number	Contract	AT	Region	England
% of FP17s for the same patient ID Re-attending within 3 months - Children	216	2,187	9.9%	12.9%	13.3%	12.3%
% of FP17s for the same patient ID Re-attending within 3 months - Adults	387	2,254	17.2%	17.6%	17.3%	16.7%
% of FP17s for the same patient ID Re-attending between 3 & 9 months - Children	911	2,187	41.7%	56.2%	58.9%	57.6%
% of FP17s for the same patient ID Re-attending between 3 & 9 months - Adults	864	2,254	38.3%	49.9%	52.2%	50.1%
% of FP17s for Band 1 Urgent Courses	338	3,134	10.8%	10.4%	9.2%	9.1%
% of FP17s Relating to Free Repair or Replacements	16	3,134	0.5%	0.9%	1.0%	0.8%
% of FP17s Relating to Continuations	64	3,134	2.0%	1.3%	1.4%	1.2%
% of Patients satisfied with the dentistry they have received	2	2	N/A	92.1%	93.1%	92.8%
% of Patients satisfied with the time they had to wait for an appointment	2	2	N/A	88.1%	89.5%	88.7%

* This is based on patients treated on this contract for their most recent course of treatment. Figures in italics indicate the base number of FP17s or Patient Questionnaire responses are less than 100. N/A is shown where the base number of responses is less than 10 during the period. % is calculated as Quantity/Base number*100

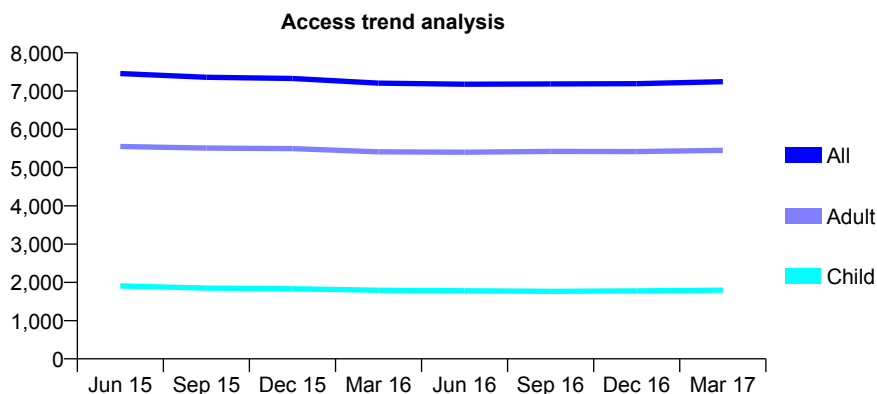
Q46 - Vital Signs At a Glance Contract Report for 126055/0001 - Year end March 2017

Name or company name	Hamani Healthcare Ltd
Contract type name	GDS Contract
Purpose of contract	General
Contract start date	01/12/2011
Contract end date	

16/17 Contracted general activity (UDA)	23,392
Carry forward general activity (UDA)	-96
16/17 Contracted orthodontic activity (UOA)	0
Carry forward orthodontic activity (UOA)	0
Baseline contract value	£573,227.72

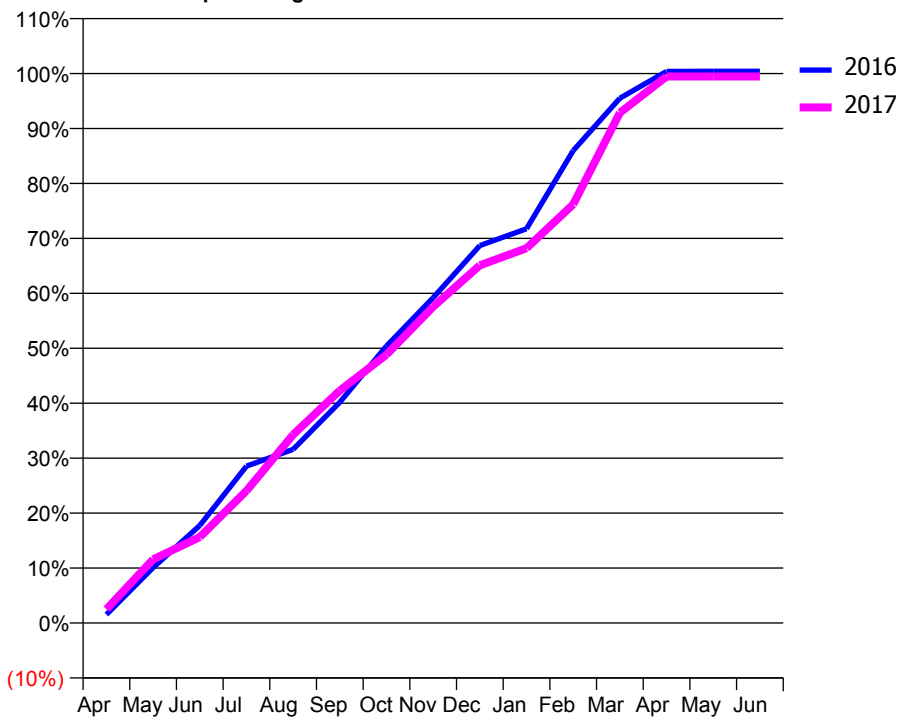
ACCESS*

Patients seen in 24 months	Total	Change since previous quarter
Quarter ending March 2016	7,206	
Quarter ending June 2016	7,179	→
Quarter ending September 2016	7,187	→
Quarter ending December 2016	7,194	→
Quarter ending March 2017	7,247	→
Variance since March 2016	0.6%	→



ACTIVITY

Cumulative percentage of contracted UDA delivered 2016 & 2017



Month	Adjusted Scheduled Activity (UDA)	
	2016	2017
April	361	587
May	2,356	2,708
June	4,153	3,660
July	6,680	5,629
August	7,392	8,017
September	9,397	9,896
October	11,792	11,421
November	13,849	13,460
December	16,068	15,225
January	16,785	15,953
February	20,111	17,824
March	22,338	21,722
April	23,480	23,266
May	23,488	23,266
June	23,488	23,266

QUALITY

	Quantity	Base Number	Contract	AT	Region	England
% of FP17s for the same patient ID Re-attending within 3 months - Children	255	2,980	8.6%	12.9%	13.3%	12.3%
% of FP17s for the same patient ID Re-attending within 3 months - Adults	982	7,736	12.7%	17.6%	17.3%	16.7%
% of FP17s for the same patient ID Re-attending between 3 & 9 months - Children	1,996	2,980	67.0%	56.2%	58.9%	57.6%
% of FP17s for the same patient ID Re-attending between 3 & 9 months - Adults	4,297	7,736	55.5%	49.9%	52.2%	50.1%
% of FP17s for Band 1 Urgent Courses	488	10,820	4.5%	10.4%	9.2%	9.1%
% of FP17s Relating to Free Repair or Replacements	97	10,820	0.9%	0.9%	1.0%	0.8%
% of FP17s Relating to Continuations	247	10,820	2.3%	1.3%	1.4%	1.2%
% of Patients satisfied with the dentistry they have received	3	3	N/A	92.1%	93.1%	92.8%
% of Patients satisfied with the time they had to wait for an appointment	3	3	N/A	88.1%	89.5%	88.7%

* This is based on patients treated on this contract for their most recent course of treatment. Figures in italics indicate the base number of FP17s or Patient Questionnaire responses are less than 100. N/A is shown where the base number of responses is less than 10 during the period. % is calculated as Quantity/Base number*100

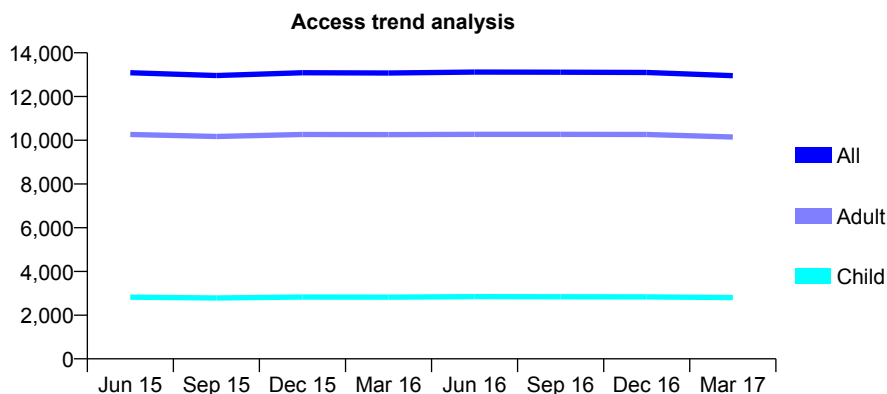
Q46 - Vital Signs At a Glance Contract Report for 126640/0001 - Year end March 2017

Name or company name	Florence House Dental Practice Partnership
Contract type name	GDS Contract
Purpose of contract	General
Contract start date	01/11/2012
Contract end date	

16/17 Contracted general activity (UDA)	39,318
Carry forward general activity (UDA)	-12
16/17 Contracted orthodontic activity (UOA)	0
Carry forward orthodontic activity (UOA)	0
Baseline contract value	£1,106,744.52

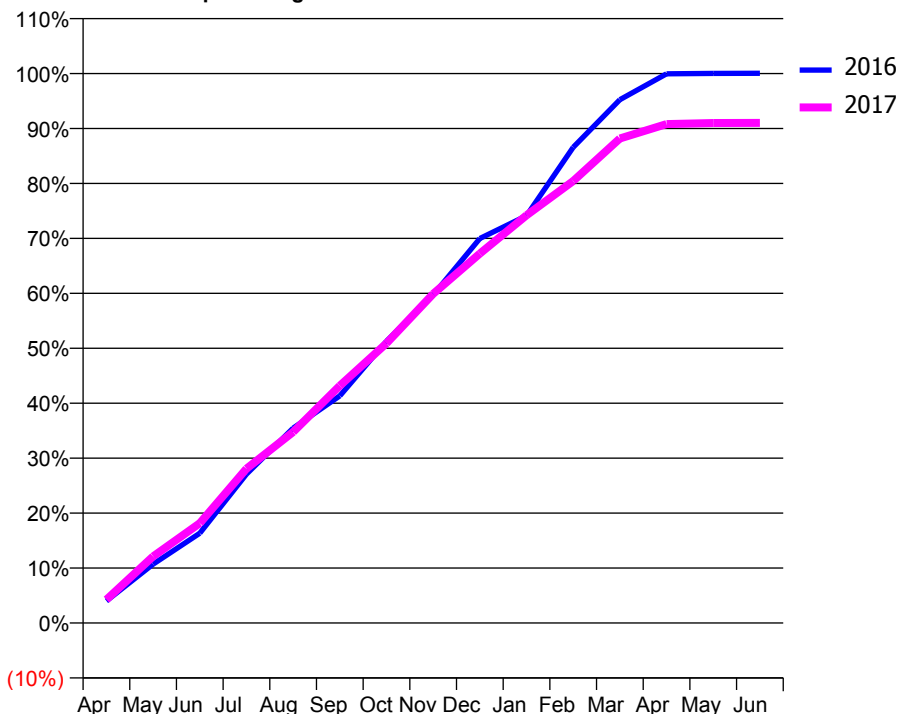
ACCESS*

Patients seen in 24 months	Total	Change since previous quarter
Quarter ending March 2016	13,074	
Quarter ending June 2016	13,116	→
Quarter ending September 2016	13,110	→
Quarter ending December 2016	13,099	→
Quarter ending March 2017	12,951	↓
Variance since March 2016	(0.9%)	→



ACTIVITY

Cumulative percentage of contracted UDA delivered 2016 & 2017



QUALITY

	Quantity	Base Number	Contract	AT	Region	England
% of FP17s for the same patient ID Re-attending within 3 months - Children	326	3,930	8.3%	12.9%	13.3%	12.3%
% of FP17s for the same patient ID Re-attending within 3 months - Adults	1,986	13,760	14.4%	17.6%	17.3%	16.7%
% of FP17s for the same patient ID Re-attending between 3 & 9 months - Children	2,321	3,930	59.1%	56.2%	58.9%	57.6%
% of FP17s for the same patient ID Re-attending between 3 & 9 months - Adults	7,417	13,760	53.9%	49.9%	52.2%	50.1%
% of FP17s for Band 1 Urgent Courses	1,412	17,482	8.1%	10.4%	9.2%	9.1%
% of FP17s Relating to Free Repair or Replacements	204	17,482	1.2%	0.9%	1.0%	0.8%
% of FP17s Relating to Continuations	347	17,482	2.0%	1.3%	1.4%	1.2%
% of Patients satisfied with the dentistry they have received	10	10	100.0%	92.1%	93.1%	92.8%
% of Patients satisfied with the time they had to wait for an appointment	10	10	100.0%	88.1%	89.5%	88.7%

* This is based on patients treated on this contract for their most recent course of treatment. Figures in italics indicate the base number of FP17s or Patient Questionnaire responses are less than 100. N/A is shown where the base number of responses is less than 10 during the period. % is calculated as Quantity/Base number*100

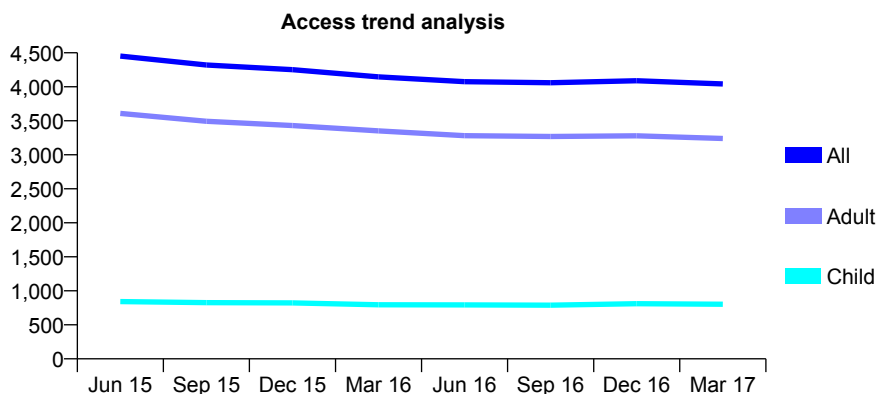
Q46 - Vital Signs At a Glance Contract Report for 127477/0001 - Year end March 2017

Name or company name	Hollinwood Dental Practice
Contract type name	GDS Contract
Purpose of contract	General
Contract start date	01/04/2012
Contract end date	

16/17 Contracted general activity (UDA)	13,992
Carry forward general activity (UDA)	9
16/17 Contracted orthodontic activity (UOA)	0
Carry forward orthodontic activity (UOA)	0
Baseline contract value	£375,173.25

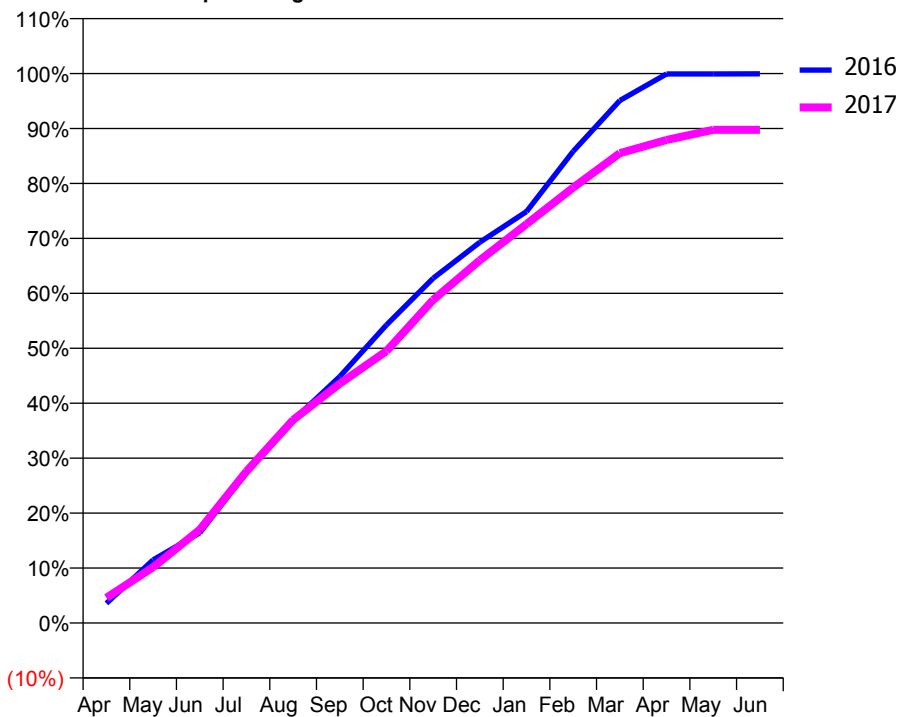
ACCESS*

Patients seen in 24 months	Total	Change since previous quarter
Quarter ending March 2016	4,146	
Quarter ending June 2016	4,075	↓
Quarter ending September 2016	4,059	→
Quarter ending December 2016	4,090	→
Quarter ending March 2017	4,043	↓
Variance since March 2016	(2.5%)	↓



ACTIVITY

Cumulative percentage of contracted UDA delivered 2016 & 2017



Adjusted Scheduled Activity (UDA)

Month	2016	2017
April	500	643
May	1,607	1,420
June	2,297	2,378
July	3,836	3,863
August	5,164	5,174
September	6,276	6,096
October	7,591	6,925
November	8,779	8,229
December	9,694	9,238
January	10,476	10,159
February	12,011	11,088
March	13,304	11,964
April	13,982	12,301
May	13,982	12,559
June	13,983	12,559

QUALITY

	Quantity	Base Number	Contract	AT	Region	England
% of FP17s for the same patient ID Re-attending within 3 months - Children	99	1,281	7.7%	12.9%	13.3%	12.3%
% of FP17s for the same patient ID Re-attending within 3 months - Adults	682	4,925	13.8%	17.6%	17.3%	16.7%
% of FP17s for the same patient ID Re-attending between 3 & 9 months - Children	838	1,281	65.4%	56.2%	58.9%	57.6%
% of FP17s for the same patient ID Re-attending between 3 & 9 months - Adults	2,820	4,925	57.3%	49.9%	52.2%	50.1%
% of FP17s for Band 1 Urgent Courses	484	6,234	7.8%	10.4%	9.2%	9.1%
% of FP17s Relating to Free Repair or Replacements	40	6,234	0.6%	0.9%	1.0%	0.8%
% of FP17s Relating to Continuations	131	6,234	2.1%	1.3%	1.4%	1.2%
% of Patients satisfied with the dentistry they have received	4	5	N/A	92.1%	93.1%	92.8%
% of Patients satisfied with the time they had to wait for an appointment	3	5	N/A	88.1%	89.5%	88.7%

* This is based on patients treated on this contract for their most recent course of treatment. Figures in italics indicate the base number of FP17s or Patient Questionnaire responses are less than 100. N/A is shown where the base number of responses is less than 10 during the period. % is calculated as Quantity/Base number*100

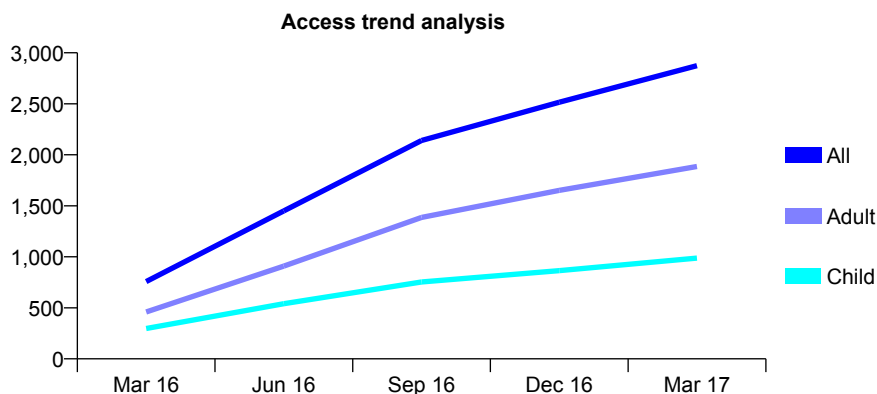
Q46 - Vital Signs At a Glance Contract Report for 127949/0001 - Year end March 2017

Name or company name	Mrs S Singh & Mr D Singh
Contract type name	GDS Contract
Purpose of contract	General
Contract start date	18/01/2016
Contract end date	

16/17 Contracted general activity (UDA)	10,570
Carry forward general activity (UDA)	432
16/17 Contracted orthodontic activity (UOA)	0
Carry forward orthodontic activity (UOA)	0
Baseline contract value	£364,059.77

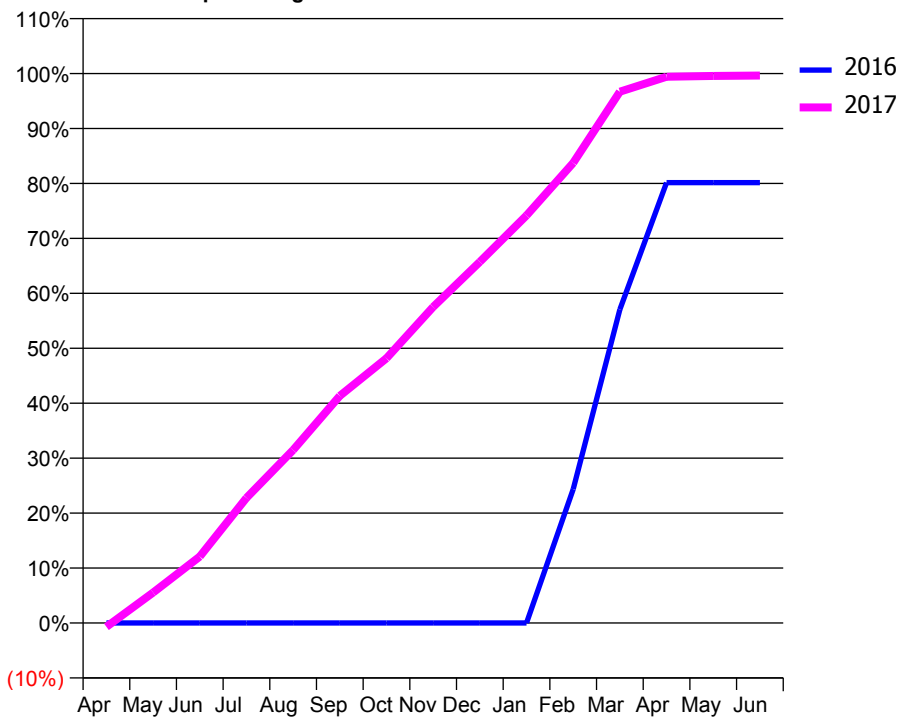
ACCESS*

Patients seen in 24 months	Total	Change since previous quarter
Quarter ending March 2016	758	
Quarter ending June 2016	1,450	↑
Quarter ending September 2016	2,140	↑
Quarter ending December 2016	2,516	↑
Quarter ending March 2017	2,874	↑
Variance since March 2016	279.2%	↑



ACTIVITY

Cumulative percentage of contracted UDA delivered 2016 & 2017



Adjusted Scheduled Activity (UDA)

Month	2016	2017
April	0	-76
May	0	587
June	0	1,279
July	0	2,408
August	0	3,329
September	0	4,369
October	0	5,094
November	0	6,081
December	0	6,948
January	0	7,841
February	520	8,850
March	1,219	10,220
April	1,713	10,507
May	1,713	10,522
June	1,713	10,531

QUALITY

	Quantity	Base Number	Contract	AT	Region	England
% of FP17s for the same patient ID Re-attending within 3 months - Children	113	1,438	7.9%	12.9%	13.3%	12.3%
% of FP17s for the same patient ID Re-attending within 3 months - Adults	376	2,850	13.2%	17.6%	17.3%	16.7%
% of FP17s for the same patient ID Re-attending between 3 & 9 months - Children	460	1,438	32.0%	56.2%	58.9%	57.6%
% of FP17s for the same patient ID Re-attending between 3 & 9 months - Adults	820	2,850	28.8%	49.9%	52.2%	50.1%
% of FP17s for Band 1 Urgent Courses	334	4,253	7.9%	10.4%	9.2%	9.1%
% of FP17s Relating to Free Repair or Replacements	11	4,253	0.3%	0.9%	1.0%	0.8%
% of FP17s Relating to Continuations	24	4,253	0.6%	1.3%	1.4%	1.2%
% of Patients satisfied with the dentistry they have received	2	2	N/A	92.1%	93.1%	92.8%
% of Patients satisfied with the time they had to wait for an appointment	2	2	N/A	88.1%	89.5%	88.7%

* This is based on patients treated on this contract for their most recent course of treatment. Figures in italics indicate the base number of FP17s or Patient Questionnaire responses are less than 100. N/A is shown where the base number of responses is less than 10 during the period. % is calculated as Quantity/Base number*100

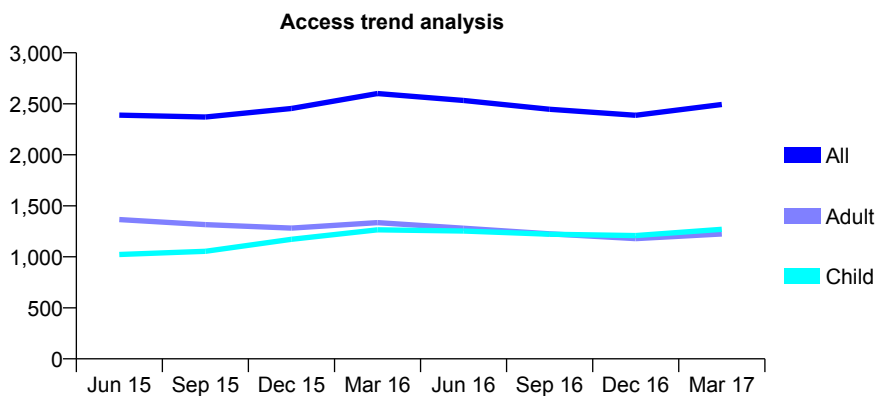
Q46 - Vital Signs At a Glance Contract Report for 128007/0001 - Year end March 2017

Name or company name	Ashton Road Limited Company
Contract type name	GDS Contract
Purpose of contract	General
Contract start date	06/04/2007
Contract end date	

16/17 Contracted general activity (UDA)	8,609
Carry forward general activity (UDA)	-48
16/17 Contracted orthodontic activity (UOA)	0
Carry forward orthodontic activity (UOA)	0
Baseline contract value	£230,826.73

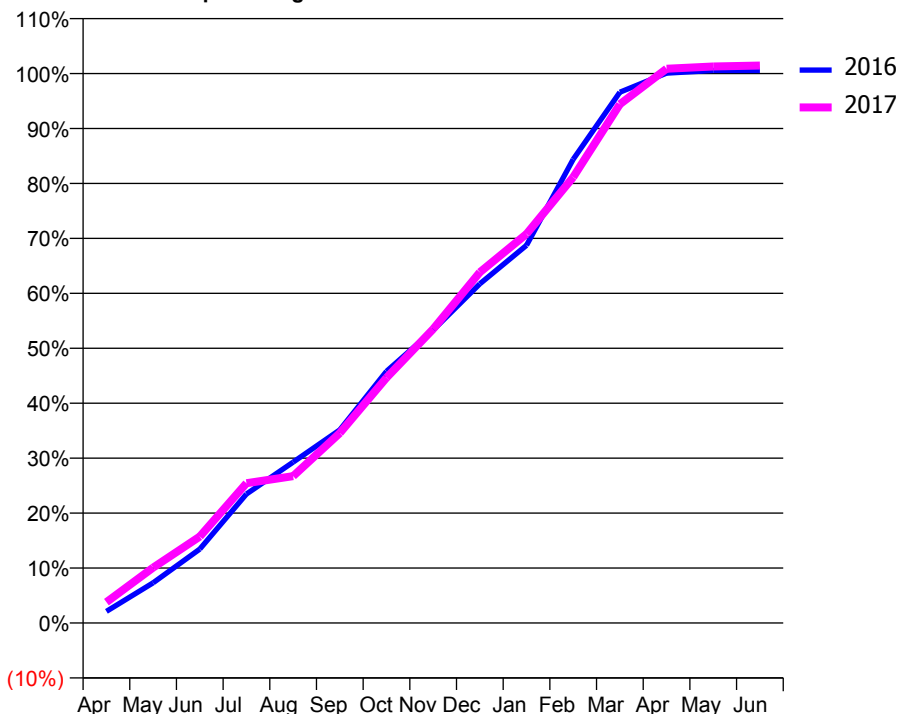
ACCESS*

Patients seen in 24 months	Total	Change since previous quarter
Quarter ending March 2016	2,600	
Quarter ending June 2016	2,533	↓
Quarter ending September 2016	2,447	↓
Quarter ending December 2016	2,387	↓
Quarter ending March 2017	2,494	↑
Variance since March 2016	(4.1%)	↓



ACTIVITY

Cumulative percentage of contracted UDA delivered 2016 & 2017



Month	Adjusted Scheduled Activity (UDA)	
	2016	2017
April	184	328
May	630	869
June	1,158	1,356
July	2,021	2,191
August	2,520	2,301
September	3,025	2,976
October	3,944	3,842
November	4,589	4,605
December	5,313	5,495
January	5,917	6,095
February	7,264	6,984
March	8,316	8,127
April	8,614	8,683
May	8,656	8,719
June	8,657	8,734

QUALITY

	Quantity	Base Number	Contract	AT	Region	England
% of FP17s for the same patient ID Re-attending within 3 months - Children	107	1,465	7.3%	12.9%	13.3%	12.3%
% of FP17s for the same patient ID Re-attending within 3 months - Adults	176	1,327	13.3%	17.6%	17.3%	16.7%
% of FP17s for the same patient ID Re-attending between 3 & 9 months - Children	621	1,465	42.4%	56.2%	58.9%	57.6%
% of FP17s for the same patient ID Re-attending between 3 & 9 months - Adults	517	1,327	39.0%	49.9%	52.2%	50.1%
% of FP17s for Band 1 Urgent Courses	107	2,824	3.8%	10.4%	9.2%	9.1%
% of FP17s Relating to Free Repair or Replacements	2	2,824	0.1%	0.9%	1.0%	0.8%
% of FP17s Relating to Continuations	34	2,824	1.2%	1.3%	1.4%	1.2%
% of Patients satisfied with the dentistry they have received	1	3	N/A	92.1%	93.1%	92.8%
% of Patients satisfied with the time they had to wait for an appointment	2	3	N/A	88.1%	89.5%	88.7%

* This is based on patients treated on this contract for their most recent course of treatment. Figures in italics indicate the base number of FP17s or Patient Questionnaire responses are less than 100. N/A is shown where the base number of responses is less than 10 during the period. % is calculated as Quantity/Base number*100

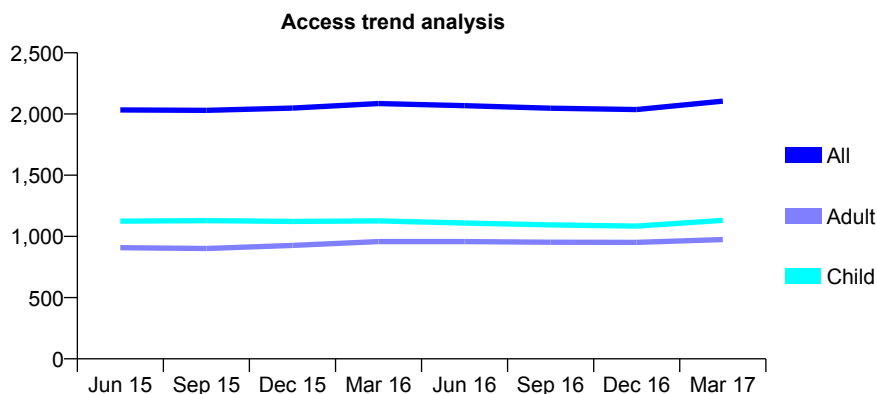
Q46 - Vital Signs At a Glance Contract Report for 128236/0001 - Year end March 2017

Name or company name	Maple Road Dental Practice
Contract type name	GDS Contract
Purpose of contract	General
Contract start date	01/07/2009
Contract end date	

16/17 Contracted general activity (UDA)	5,704
Carry forward general activity (UDA)	-11
16/17 Contracted orthodontic activity (UOA)	0
Carry forward orthodontic activity (UOA)	0
Baseline contract value	£149,373.91

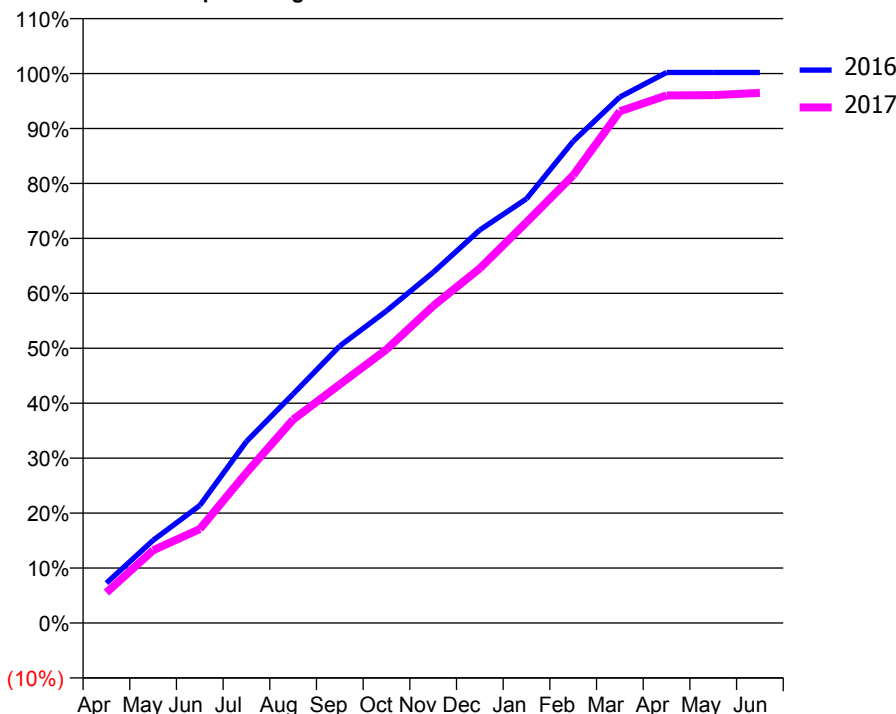
ACCESS*

Patients seen in 24 months	Total	Change since previous quarter
Quarter ending March 2016	2,085	
Quarter ending June 2016	2,068	→
Quarter ending September 2016	2,047	↓
Quarter ending December 2016	2,036	→
Quarter ending March 2017	2,105	↑
Variance since March 2016	1.0%	→



ACTIVITY

Cumulative percentage of contracted UDA delivered 2016 & 2017



Adjusted Scheduled Activity (UDA)

Month	2016	2017
April	422	317
May	876	755
June	1,244	975
July	1,922	1,560
August	2,424	2,112
September	2,932	2,477
October	3,304	2,840
November	3,711	3,291
December	4,159	3,682
January	4,490	4,160
February	5,099	4,648
March	5,567	5,312
April	5,827	5,477
May	5,827	5,479
June	5,827	5,503

QUALITY

	Quantity	Base Number	Contract	AT	Region	England
% of FP17s for the same patient ID Re-attending within 3 months - Children	243	2,185	11.1%	12.9%	13.3%	12.3%
% of FP17s for the same patient ID Re-attending within 3 months - Adults	220	1,273	17.3%	17.6%	17.3%	16.7%
% of FP17s for the same patient ID Re-attending between 3 & 9 months - Children	1,534	2,185	70.2%	56.2%	58.9%	57.6%
% of FP17s for the same patient ID Re-attending between 3 & 9 months - Adults	673	1,273	52.9%	49.9%	52.2%	50.1%
% of FP17s for Band 1 Urgent Courses	306	3,420	8.9%	10.4%	9.2%	9.1%
% of FP17s Relating to Free Repair or Replacements	2	3,420	0.1%	0.9%	1.0%	0.8%
% of FP17s Relating to Continuations	4	3,420	0.1%	1.3%	1.4%	1.2%
% of Patients satisfied with the dentistry they have received	0	0	N/A	92.1%	93.1%	92.8%
% of Patients satisfied with the time they had to wait for an appointment	0	0	N/A	88.1%	89.5%	88.7%

* This is based on patients treated on this contract for their most recent course of treatment. Figures in italics indicate the base number of FP17s or Patient Questionnaire responses are less than 100. N/A is shown where the base number of responses is less than 10 during the period. % is calculated as Quantity/Base number*100

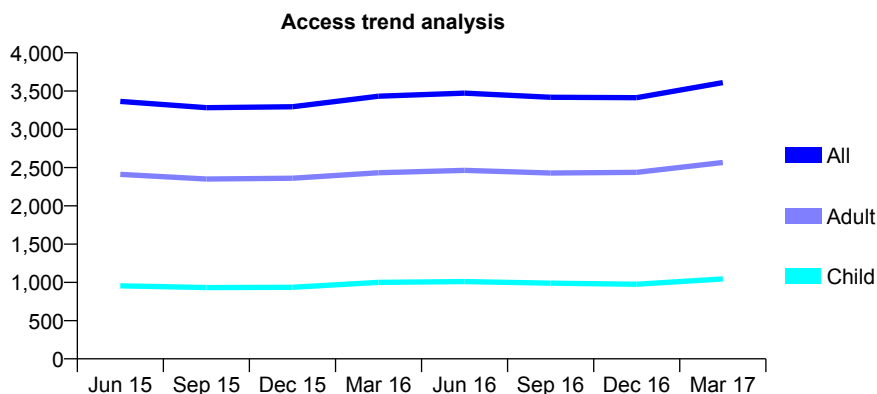
Q46 - Vital Signs At a Glance Contract Report for 129364/0001 - Year end March 2017

Name or company name	DHS Dental Practices Ltd
Contract type name	GDS Contract
Purpose of contract	General
Contract start date	25/01/2010
Contract end date	

16/17 Contracted general activity (UDA)	12,300
Carry forward general activity (UDA)	0
16/17 Contracted orthodontic activity (UOA)	0
Carry forward orthodontic activity (UOA)	0
Baseline contract value	£304,032.51

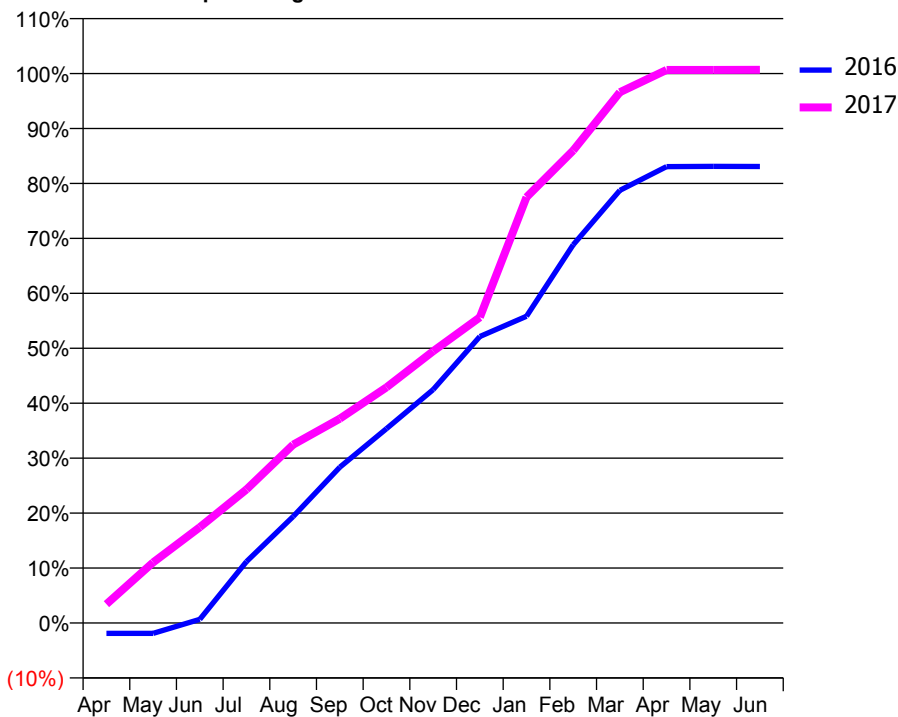
ACCESS*

Patients seen in 24 months	Total	Change since previous quarter
Quarter ending March 2016	3,432	
Quarter ending June 2016	3,473	→
Quarter ending September 2016	3,418	↓
Quarter ending December 2016	3,413	→
Quarter ending March 2017	3,611	↑
Variance since March 2016	5.2%	↑



ACTIVITY

Cumulative percentage of contracted UDA delivered 2016 & 2017



Month	Adjusted Scheduled Activity (UDA)	
	2016	2017
April	-220	424
May	-220	1,356
June	77	2,146
July	1,291	2,990
August	2,236	3,993
September	3,273	4,573
October	4,083	5,275
November	4,905	6,084
December	6,018	6,843
January	6,445	9,533
February	7,945	10,577
March	9,090	11,881
April	9,586	12,381
May	9,592	12,380
June	9,591	12,383

QUALITY

	Quantity	Base Number	Contract	AT	Region	England
% of FP17s for the same patient ID Re-attending within 3 months - Children	109	1,590	6.9%	12.9%	13.3%	12.3%
% of FP17s for the same patient ID Re-attending within 3 months - Adults	607	3,907	15.5%	17.6%	17.3%	16.7%
% of FP17s for the same patient ID Re-attending between 3 & 9 months - Children	998	1,590	62.8%	56.2%	58.9%	57.6%
% of FP17s for the same patient ID Re-attending between 3 & 9 months - Adults	2,269	3,907	58.1%	49.9%	52.2%	50.1%
% of FP17s for Band 1 Urgent Courses	582	5,471	10.6%	10.4%	9.2%	9.1%
% of FP17s Relating to Free Repair or Replacements	36	5,471	0.7%	0.9%	1.0%	0.8%
% of FP17s Relating to Continuations	20	5,471	0.4%	1.3%	1.4%	1.2%
% of Patients satisfied with the dentistry they have received	3	3	N/A	92.1%	93.1%	92.8%
% of Patients satisfied with the time they had to wait for an appointment	2	3	N/A	88.1%	89.5%	88.7%

* This is based on patients treated on this contract for their most recent course of treatment. Figures in italics indicate the base number of FP17s or Patient Questionnaire responses are less than 100. N/A is shown where the base number of responses is less than 10 during the period. % is calculated as Quantity/Base number*100

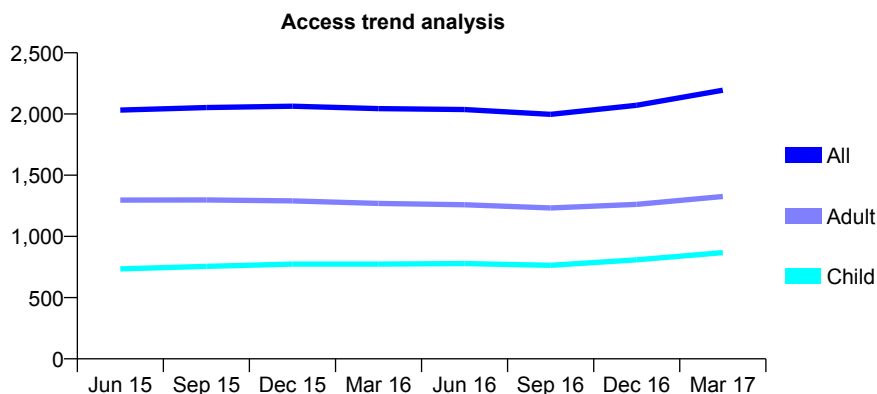
Q46 - Vital Signs At a Glance Contract Report for 129364/0002 - Year end March 2017

Name or company name	DHS Dental Practices Ltd
Contract type name	GDS Contract
Purpose of contract	General
Contract start date	16/08/2010
Contract end date	

16/17 Contracted general activity (UDA)	6,957
Carry forward general activity (UDA)	-103
16/17 Contracted orthodontic activity (UOA)	0
Carry forward orthodontic activity (UOA)	0
Baseline contract value	£171,598.47

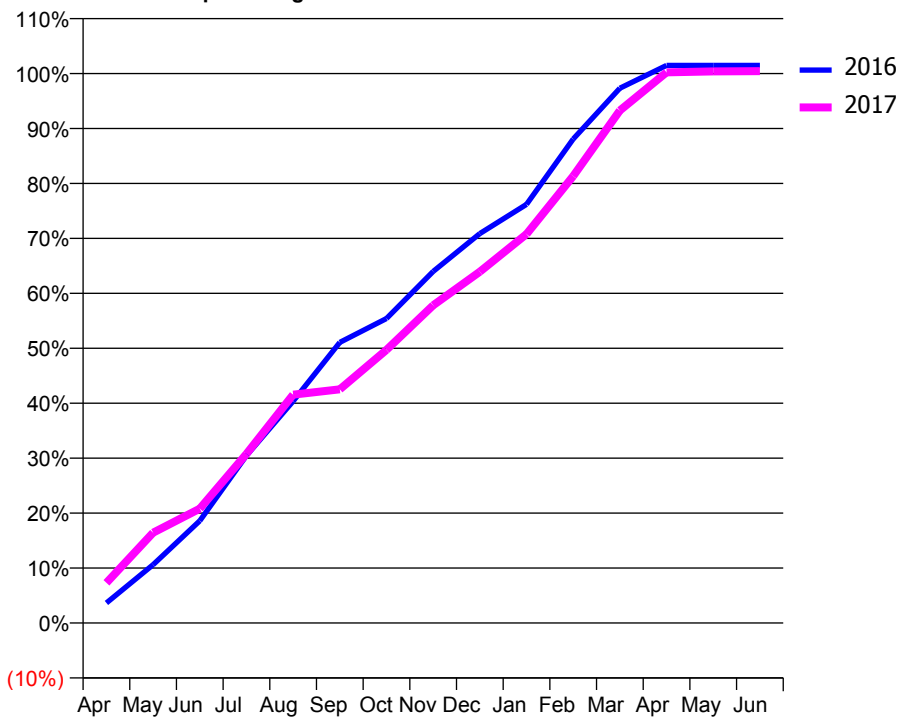
ACCESS*

Patients seen in 24 months	Total	Change since previous quarter
Quarter ending March 2016	2,044	
Quarter ending June 2016	2,037	→
Quarter ending September 2016	1,997	↓
Quarter ending December 2016	2,071	↑
Quarter ending March 2017	2,194	↑
Variance since March 2016	7.3%	↑



ACTIVITY

Cumulative percentage of contracted UDA delivered 2016 & 2017



Adjusted Scheduled Activity (UDA)

Month	2016	2017
April	255	510
May	738	1,144
June	1,294	1,448
July	2,119	2,141
August	2,809	2,891
September	3,552	2,958
October	3,855	3,459
November	4,451	4,023
December	4,931	4,448
January	5,300	4,924
February	6,128	5,657
March	6,771	6,490
April	7,059	6,972
May	7,060	6,983
June	7,060	6,986

QUALITY

	Quantity	Base Number	Contract	AT	Region	England
% of FP17s for the same patient ID Re-attending within 3 months - Children	87	1,257	6.9%	12.9%	13.3%	12.3%
% of FP17s for the same patient ID Re-attending within 3 months - Adults	215	1,793	12.0%	17.6%	17.3%	16.7%
% of FP17s for the same patient ID Re-attending between 3 & 9 months - Children	722	1,257	57.4%	56.2%	58.9%	57.6%
% of FP17s for the same patient ID Re-attending between 3 & 9 months - Adults	979	1,793	54.6%	49.9%	52.2%	50.1%
% of FP17s for Band 1 Urgent Courses	217	3,200	6.8%	10.4%	9.2%	9.1%
% of FP17s Relating to Free Repair or Replacements	18	3,200	0.6%	0.9%	1.0%	0.8%
% of FP17s Relating to Continuations	5	3,200	0.2%	1.3%	1.4%	1.2%
% of Patients satisfied with the dentistry they have received	3	3	N/A	92.1%	93.1%	92.8%
% of Patients satisfied with the time they had to wait for an appointment	3	3	N/A	88.1%	89.5%	88.7%

* This is based on patients treated on this contract for their most recent course of treatment. Figures in italics indicate the base number of FP17s or Patient Questionnaire responses are less than 100. N/A is shown where the base number of responses is less than 10 during the period. % is calculated as Quantity/Base number*100

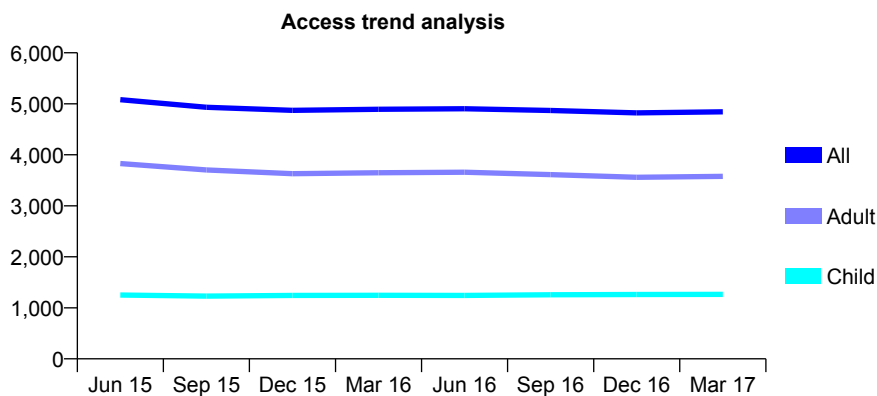
Q46 - Vital Signs At a Glance Contract Report for 129739/0001 - Year end March 2017

Name or company name	Offerton Fold Dental Practice Ltd
Contract type name	GDS Contract
Purpose of contract	General
Contract start date	01/04/2008
Contract end date	

16/17 Contracted general activity (UDA)	14,812
Carry forward general activity (UDA)	47
16/17 Contracted orthodontic activity (UOA)	0
Carry forward orthodontic activity (UOA)	0
Baseline contract value	£503,074.50

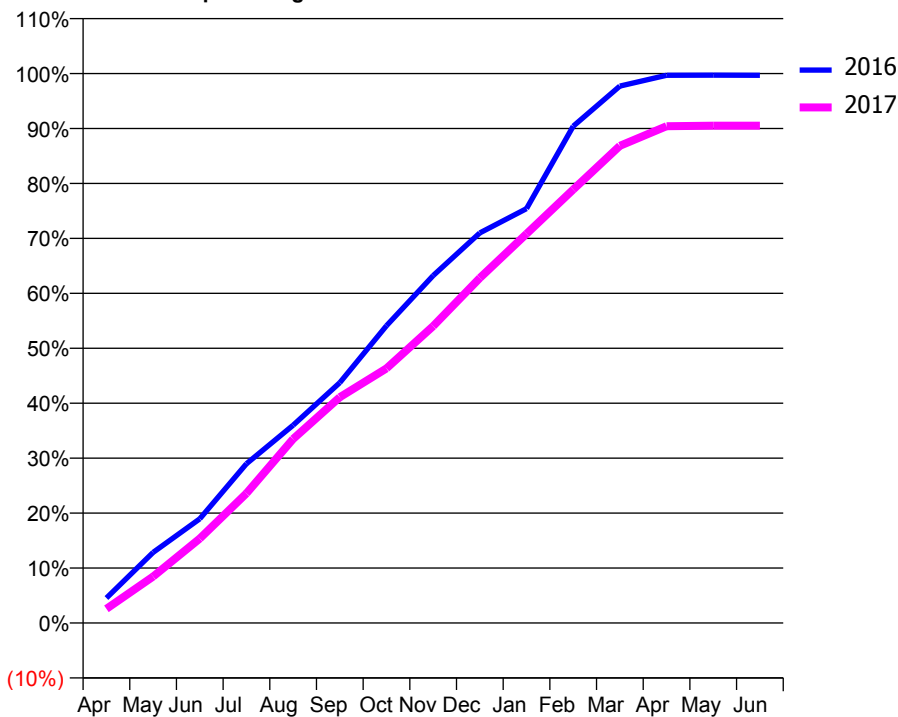
ACCESS*

Patients seen in 24 months	Total	Change since previous quarter
Quarter ending March 2016	4,893	
Quarter ending June 2016	4,902	→
Quarter ending September 2016	4,868	→
Quarter ending December 2016	4,821	→
Quarter ending March 2017	4,842	→
Variance since March 2016	(1.0%)	↓



ACTIVITY

Cumulative percentage of contracted UDA delivered 2016 & 2017



Month	Adjusted Scheduled Activity (UDA)	
	2016	2017
April	673	384
May	1,903	1,253
June	2,809	2,278
July	4,292	3,497
August	5,331	4,962
September	6,477	6,087
October	8,013	6,864
November	9,365	8,003
December	10,515	9,300
January	11,169	10,492
February	13,390	11,684
March	14,472	12,862
April	14,763	13,390
May	14,766	13,406
June	14,765	13,406

QUALITY

	Quantity	Base Number	Contract	AT	Region	England
% of FP17s for the same patient ID Re-attending within 3 months - Children	153	1,898	8.1%	12.9%	13.3%	12.3%
% of FP17s for the same patient ID Re-attending within 3 months - Adults	713	5,291	13.5%	17.6%	17.3%	16.7%
% of FP17s for the same patient ID Re-attending between 3 & 9 months - Children	1,189	1,898	62.6%	56.2%	58.9%	57.6%
% of FP17s for the same patient ID Re-attending between 3 & 9 months - Adults	3,028	5,291	57.2%	49.9%	52.2%	50.1%
% of FP17s for Band 1 Urgent Courses	609	7,258	8.4%	10.4%	9.2%	9.1%
% of FP17s Relating to Free Repair or Replacements	72	7,258	1.0%	0.9%	1.0%	0.8%
% of FP17s Relating to Continuations	134	7,258	1.8%	1.3%	1.4%	1.2%
% of Patients satisfied with the dentistry they have received	0	0	N/A	92.1%	93.1%	92.8%
% of Patients satisfied with the time they had to wait for an appointment	0	0	N/A	88.1%	89.5%	88.7%

* This is based on patients treated on this contract for their most recent course of treatment. Figures in italics indicate the base number of FP17s or Patient Questionnaire responses are less than 100. N/A is shown where the base number of responses is less than 10 during the period. % is calculated as Quantity/Base number*100

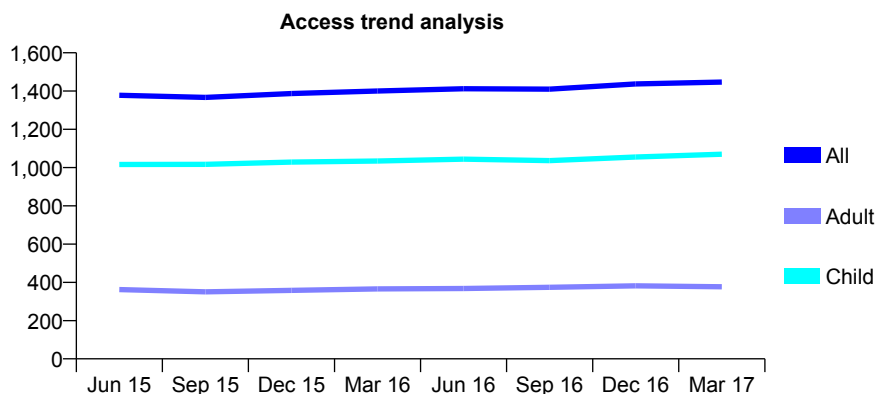
Q46 - Vital Signs At a Glance Contract Report for 130001/0001 - Year end March 2017

Name or company name	530 Dental Care
Contract type name	GDS Contract
Purpose of contract	General
Contract start date	01/06/2010
Contract end date	

16/17 Contracted general activity (UDA)	4,012
Carry forward general activity (UDA)	5
16/17 Contracted orthodontic activity (UOA)	0
Carry forward orthodontic activity (UOA)	0
Baseline contract value	£90,640.88

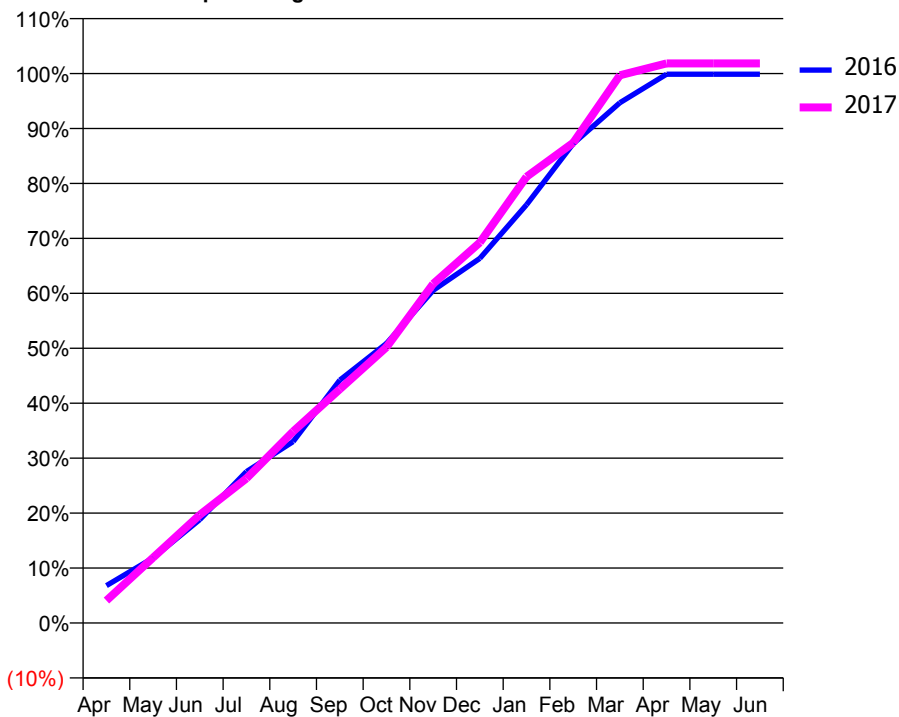
ACCESS*

Patients seen in 24 months	Total	Change since previous quarter
Quarter ending March 2016	1,400	
Quarter ending June 2016	1,412	→
Quarter ending September 2016	1,410	→
Quarter ending December 2016	1,437	→
Quarter ending March 2017	1,447	→
Variance since March 2016	3.4%	↑



ACTIVITY

Cumulative percentage of contracted UDA delivered 2016 & 2017



Month	Adjusted Scheduled Activity (UDA)	
	2016	2017
April	273	164
May	476	477
June	755	790
July	1,105	1,056
August	1,324	1,398
September	1,774	1,708
October	2,042	2,014
November	2,429	2,476
December	2,662	2,779
January	3,054	3,258
February	3,500	3,506
March	3,799	3,999
April	4,007	4,086
May	4,007	4,086
June	4,007	4,086

QUALITY

	Quantity	Base Number	Contract	AT	Region	England
% of FP17s for the same patient ID Re-attending within 3 months - Children	272	2,046	13.3%	12.9%	13.3%	12.3%
% of FP17s for the same patient ID Re-attending within 3 months - Adults	54	389	13.9%	17.6%	17.3%	16.7%
% of FP17s for the same patient ID Re-attending between 3 & 9 months - Children	1,338	2,046	65.4%	56.2%	58.9%	57.6%
% of FP17s for the same patient ID Re-attending between 3 & 9 months - Adults	227	389	58.4%	49.9%	52.2%	50.1%
% of FP17s for Band 1 Urgent Courses	14	2,371	0.6%	10.4%	9.2%	9.1%
% of FP17s Relating to Free Repair or Replacements	0	2,371	0.0%	0.9%	1.0%	0.8%
% of FP17s Relating to Continuations	82	2,371	3.5%	1.3%	1.4%	1.2%
% of Patients satisfied with the dentistry they have received	3	3	N/A	92.1%	93.1%	92.8%
% of Patients satisfied with the time they had to wait for an appointment	3	3	N/A	88.1%	89.5%	88.7%

* This is based on patients treated on this contract for their most recent course of treatment. Figures in italics indicate the base number of FP17s or Patient Questionnaire responses are less than 100. N/A is shown where the base number of responses is less than 10 during the period. % is calculated as Quantity/Base number*100

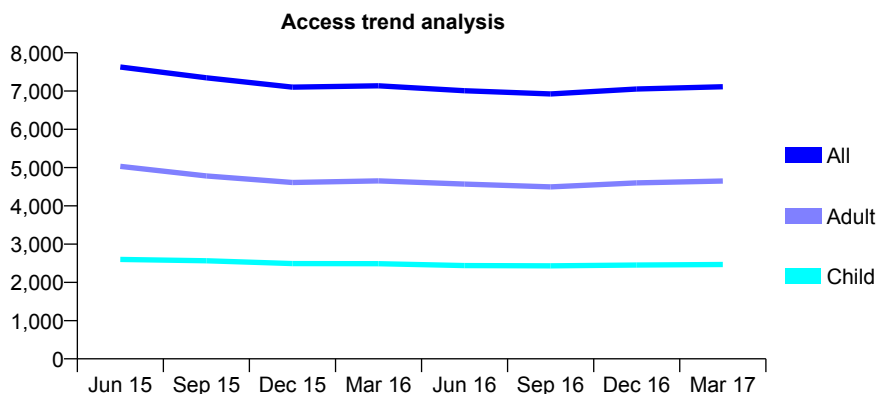
Q46 - Vital Signs At a Glance Contract Report for 130761/0001 - Year end March 2017

Name or company name	Ravat & Ray Dental Care (Deane) Ltd
Contract type name	GDS Contract
Purpose of contract	General
Contract start date	01/04/2011
Contract end date	

16/17 Contracted general activity (UDA)	18,900
Carry forward general activity (UDA)	-378
16/17 Contracted orthodontic activity (UOA)	0
Carry forward orthodontic activity (UOA)	0
Baseline contract value	£514,443.12

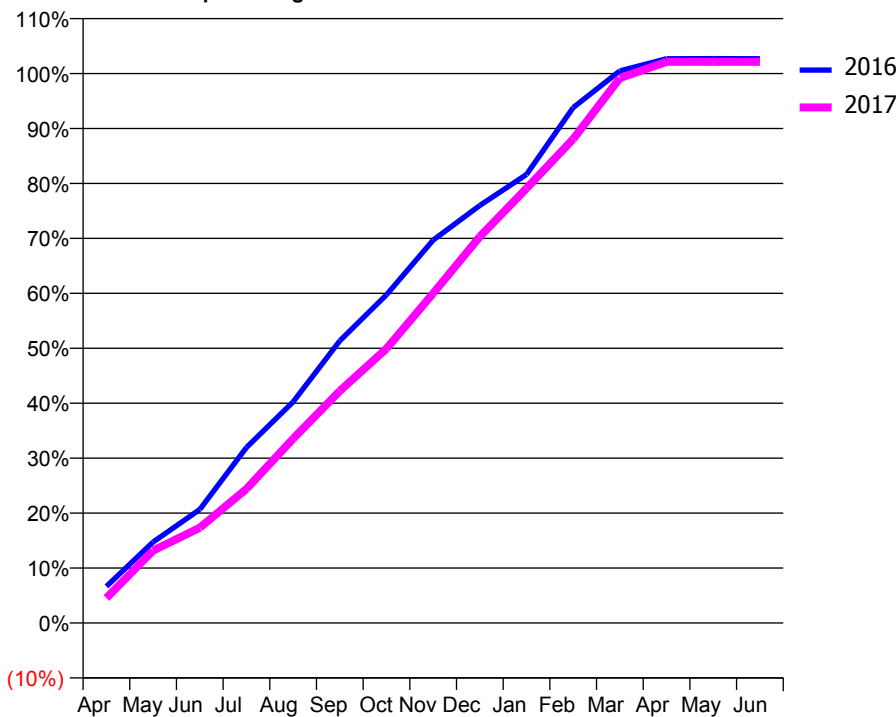
ACCESS*

Patients seen in 24 months	Total	Change since previous quarter
Quarter ending March 2016	7,138	
Quarter ending June 2016	7,009	↓
Quarter ending September 2016	6,926	↓
Quarter ending December 2016	7,052	→
Quarter ending March 2017	7,114	→
Variance since March 2016	(0.3%)	→



ACTIVITY

Cumulative percentage of contracted UDA delivered 2016 & 2017



Adjusted Scheduled Activity (UDA)

Month	2016	2017
April	1,288	860
May	2,859	2,491
June	4,003	3,275
July	6,190	4,613
August	7,797	6,339
September	9,952	7,982
October	11,572	9,437
November	13,502	11,339
December	14,725	13,291
January	15,816	14,951
February	18,173	16,646
March	19,471	18,741
April	19,897	19,302
May	19,901	19,301
June	19,898	19,301

QUALITY

	Quantity	Base Number	Contract	AT	Region	England
% of FP17s for the same patient ID Re-attending within 3 months - Children	529	4,111	12.9%	12.9%	13.3%	12.3%
% of FP17s for the same patient ID Re-attending within 3 months - Adults	856	6,391	13.4%	17.6%	17.3%	16.7%
% of FP17s for the same patient ID Re-attending between 3 & 9 months - Children	2,409	4,111	58.6%	56.2%	58.9%	57.6%
% of FP17s for the same patient ID Re-attending between 3 & 9 months - Adults	3,451	6,391	54.0%	49.9%	52.2%	50.1%
% of FP17s for Band 1 Urgent Courses	1,115	10,565	10.6%	10.4%	9.2%	9.1%
% of FP17s Relating to Free Repair or Replacements	62	10,565	0.6%	0.9%	1.0%	0.8%
% of FP17s Relating to Continuations	6	10,565	0.1%	1.3%	1.4%	1.2%
% of Patients satisfied with the dentistry they have received	4	4	N/A	92.1%	93.1%	92.8%
% of Patients satisfied with the time they had to wait for an appointment	3	4	N/A	88.1%	89.5%	88.7%

* This is based on patients treated on this contract for their most recent course of treatment. Figures in italics indicate the base number of FP17s or Patient Questionnaire responses are less than 100. N/A is shown where the base number of responses is less than 10 during the period. % is calculated as Quantity/Base number*100

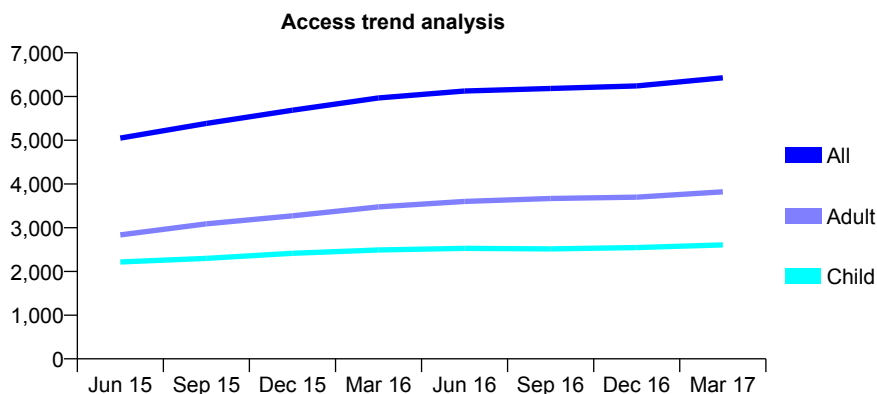
Q46 - Vital Signs At a Glance Contract Report for 131318/0001 - Year end March 2017

Name or company name	Bennison Dental Practice
Contract type name	GDS Contract
Purpose of contract	General
Contract start date	01/10/2014
Contract end date	

16/17 Contracted general activity (UDA)	21,338
Carry forward general activity (UDA)	149
16/17 Contracted orthodontic activity (UOA)	0
Carry forward orthodontic activity (UOA)	0
Baseline contract value	£677,471.65

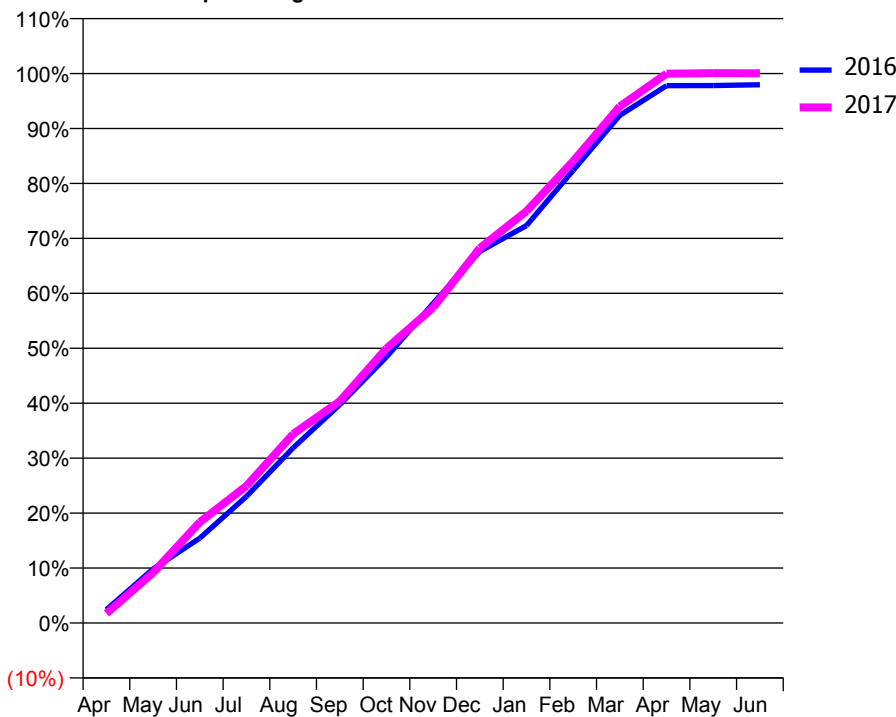
ACCESS*

Patients seen in 24 months	Total	Change since previous quarter
Quarter ending March 2016	5,967	
Quarter ending June 2016	6,127	↑
Quarter ending September 2016	6,183	→
Quarter ending December 2016	6,242	→
Quarter ending March 2017	6,428	↑
Variance since March 2016	7.7%	↑



ACTIVITY

Cumulative percentage of contracted UDA delivered 2016 & 2017



Adjusted Scheduled Activity (UDA)

Month	2016	2017
April	535	369
May	2,157	1,956
June	3,389	3,916
July	5,056	5,324
August	6,992	7,339
September	8,715	8,612
October	10,622	10,664
November	12,764	12,248
December	14,837	14,559
January	15,868	15,991
February	18,071	17,936
March	20,270	20,063
April	21,450	21,333
May	21,458	21,350
June	21,489	21,347

QUALITY

	Quantity	Base Number	Contract	AT	Region	England
% of FP17s for the same patient ID Re-attending within 3 months - Children	974	5,307	18.4%	12.9%	13.3%	12.3%
% of FP17s for the same patient ID Re-attending within 3 months - Adults	997	6,071	16.4%	17.6%	17.3%	16.7%
% of FP17s for the same patient ID Re-attending between 3 & 9 months - Children	3,406	5,307	64.2%	56.2%	58.9%	57.6%
% of FP17s for the same patient ID Re-attending between 3 & 9 months - Adults	3,612	6,071	59.5%	49.9%	52.2%	50.1%
% of FP17s for Band 1 Urgent Courses	483	10,202	4.7%	10.4%	9.2%	9.1%
% of FP17s Relating to Free Repair or Replacements	51	10,202	0.5%	0.9%	1.0%	0.8%
% of FP17s Relating to Continuations	48	10,202	0.5%	1.3%	1.4%	1.2%
% of Patients satisfied with the dentistry they have received	7	7	N/A	92.1%	93.1%	92.8%
% of Patients satisfied with the time they had to wait for an appointment	6	7	N/A	88.1%	89.5%	88.7%

* This is based on patients treated on this contract for their most recent course of treatment. Figures in italics indicate the base number of FP17s or Patient Questionnaire responses are less than 100. N/A is shown where the base number of responses is less than 10 during the period. % is calculated as Quantity/Base number*100

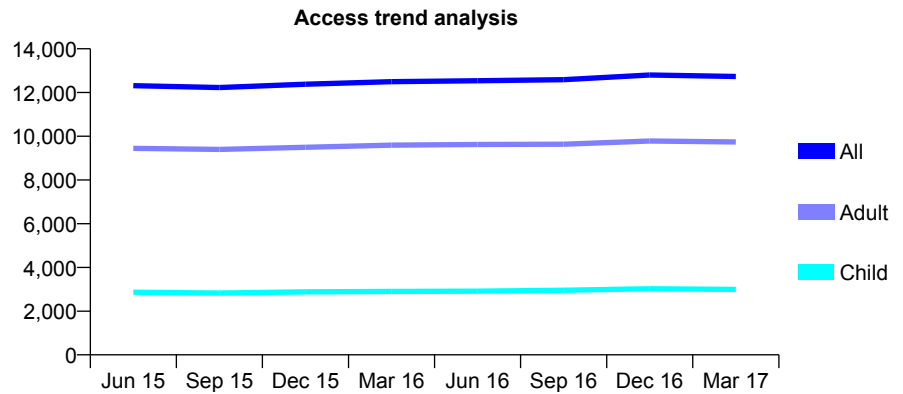
Q46 - Vital Signs At a Glance Contract Report for 131415/0001 - Year end March 2017

Name or company name	Kinshuck Family Dentistry Ltd
Contract type name	GDS Contract
Purpose of contract	General
Contract start date	01/10/2008
Contract end date	

16/17 Contracted general activity (UDA)	37,000
Carry forward general activity (UDA)	-75
16/17 Contracted orthodontic activity (UOA)	0
Carry forward orthodontic activity (UOA)	0
Baseline contract value	£1,080,278.30

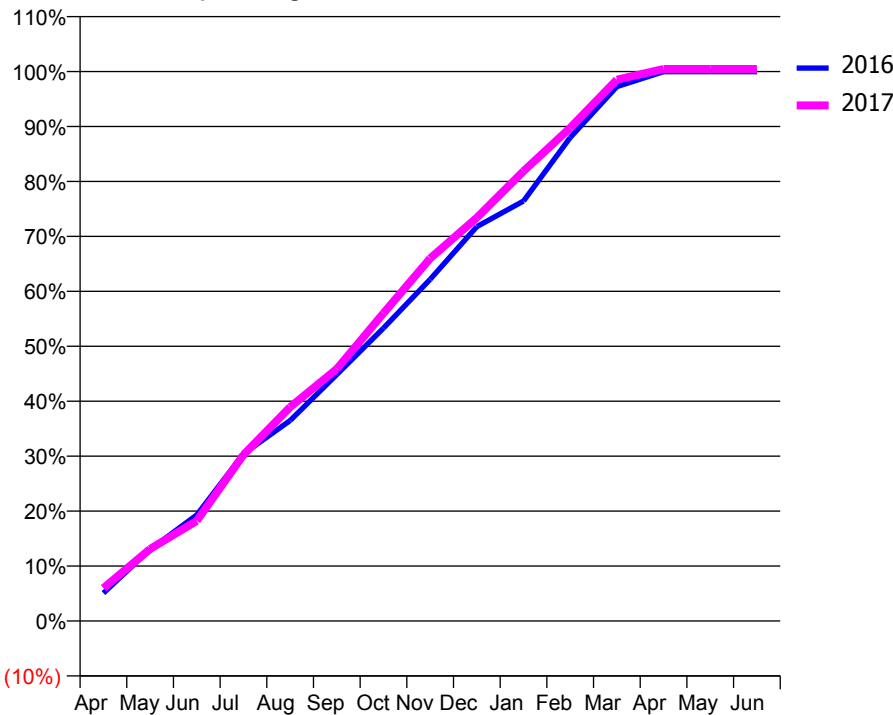
ACCESS*

Patients seen in 24 months	Total	Change since previous quarter
Quarter ending March 2016	12,494	
Quarter ending June 2016	12,539	→
Quarter ending September 2016	12,590	→
Quarter ending December 2016	12,804	→
Quarter ending March 2017	12,736	→
Variance since March 2016	1.9%	→



ACTIVITY

Cumulative percentage of contracted UDA delivered 2016 & 2017



Month	Adjusted Scheduled Activity (UDA)	
	2016	2017
April	1,889	2,214
May	4,846	4,853
June	7,177	6,748
July	11,317	11,195
August	13,571	14,402
September	16,690	16,975
October	19,831	20,725
November	23,135	24,421
December	26,697	27,159
January	28,430	30,292
February	32,726	33,206
March	36,176	36,446
April	37,190	37,166
May	37,190	37,167
June	37,190	37,167

QUALITY

	Quantity	Base Number	Contract	AT	Region	England
% of FP17s for the same patient ID Re-attending within 3 months - Children	588	5,405	10.9%	12.9%	13.3%	12.3%
% of FP17s for the same patient ID Re-attending within 3 months - Adults	2,103	15,121	13.9%	17.6%	17.3%	16.7%
% of FP17s for the same patient ID Re-attending between 3 & 9 months - Children	3,574	5,405	66.1%	56.2%	58.9%	57.6%
% of FP17s for the same patient ID Re-attending between 3 & 9 months - Adults	9,493	15,121	62.8%	49.9%	52.2%	50.1%
% of FP17s for Band 1 Urgent Courses	1,442	19,671	7.3%	10.4%	9.2%	9.1%
% of FP17s Relating to Free Repair or Replacements	211	19,671	1.1%	0.9%	1.0%	0.8%
% of FP17s Relating to Continuations	459	19,671	2.3%	1.3%	1.4%	1.2%
% of Patients satisfied with the dentistry they have received	12	13	92.3%	92.1%	93.1%	92.8%
% of Patients satisfied with the time they had to wait for an appointment	12	13	92.3%	88.1%	89.5%	88.7%

* This is based on patients treated on this contract for their most recent course of treatment. Figures in italics indicate the base number of FP17s or Patient Questionnaire responses are less than 100. N/A is shown where the base number of responses is less than 10 during the period. % is calculated as Quantity/Base number*100

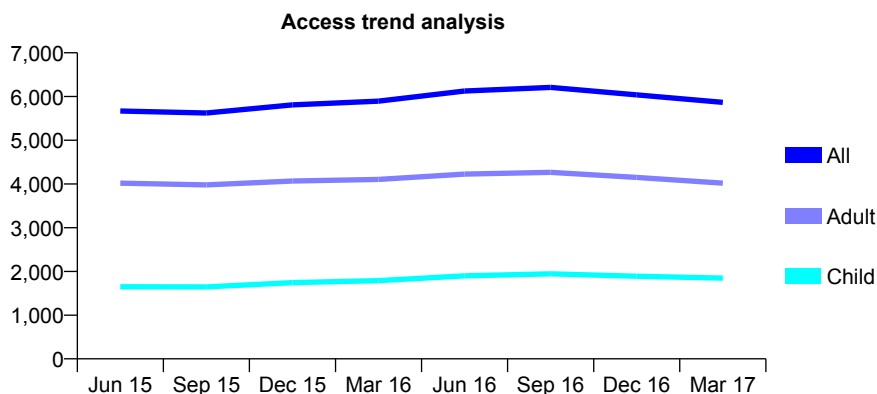
Q46 - Vital Signs At a Glance Contract Report for 132284/0001 - Year end March 2017

Name or company name	Smile Care (Dental) LTD
Contract type name	GDS Contract
Purpose of contract	General
Contract start date	01/04/2011
Contract end date	

16/17 Contracted general activity (UDA)	20,234
Carry forward general activity (UDA)	-52
16/17 Contracted orthodontic activity (UOA)	0
Carry forward orthodontic activity (UOA)	0
Baseline contract value	£524,484.27

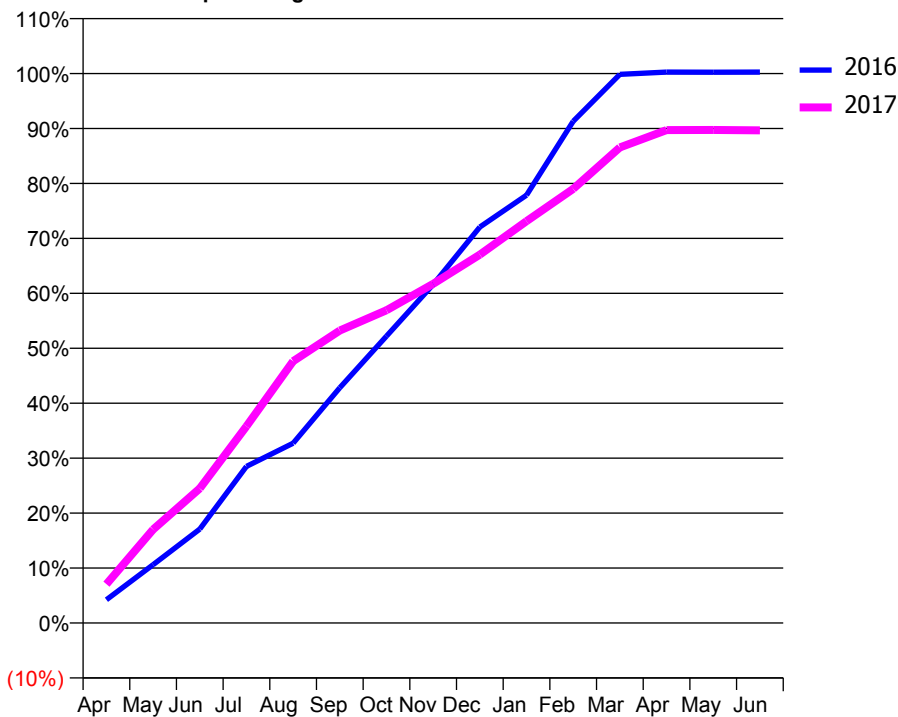
ACCESS*

Patients seen in 24 months	Total	Change since previous quarter
Quarter ending March 2016	5,893	
Quarter ending June 2016	6,126	↑
Quarter ending September 2016	6,210	→
Quarter ending December 2016	6,038	↓
Quarter ending March 2017	5,866	↓
Variance since March 2016	(0.5%)	→



ACTIVITY

Cumulative percentage of contracted UDA delivered 2016 & 2017



Month	Adjusted Scheduled Activity (UDA)	
	2016	2017
April	859	1,433
May	2,146	3,444
June	3,461	4,957
July	5,767	7,247
August	6,620	9,641
September	8,666	10,772
October	10,566	11,517
November	12,466	12,487
December	14,583	13,567
January	15,753	14,795
February	18,473	15,983
March	20,205	17,514
April	20,284	18,152
May	20,283	18,157
June	20,286	18,142

QUALITY

	Quantity	Base Number	Contract	AT	Region	England
% of FP17s for the same patient ID Re-attending within 3 months - Children	211	1,844	11.4%	12.9%	13.3%	12.3%
% of FP17s for the same patient ID Re-attending within 3 months - Adults	810	4,163	19.5%	17.6%	17.3%	16.7%
% of FP17s for the same patient ID Re-attending between 3 & 9 months - Children	644	1,844	34.9%	56.2%	58.9%	57.6%
% of FP17s for the same patient ID Re-attending between 3 & 9 months - Adults	1,505	4,163	36.2%	49.9%	52.2%	50.1%
% of FP17s for Band 1 Urgent Courses	1,022	6,166	16.6%	10.4%	9.2%	9.1%
% of FP17s Relating to Free Repair or Replacements	56	6,166	0.9%	0.9%	1.0%	0.8%
% of FP17s Relating to Continuations	44	6,166	0.7%	1.3%	1.4%	1.2%
% of Patients satisfied with the dentistry they have received	2	4	N/A	92.1%	93.1%	92.8%
% of Patients satisfied with the time they had to wait for an appointment	1	4	N/A	88.1%	89.5%	88.7%

* This is based on patients treated on this contract for their most recent course of treatment. Figures in italics indicate the base number of FP17s or Patient Questionnaire responses are less than 100. N/A is shown where the base number of responses is less than 10 during the period. % is calculated as Quantity/Base number*100

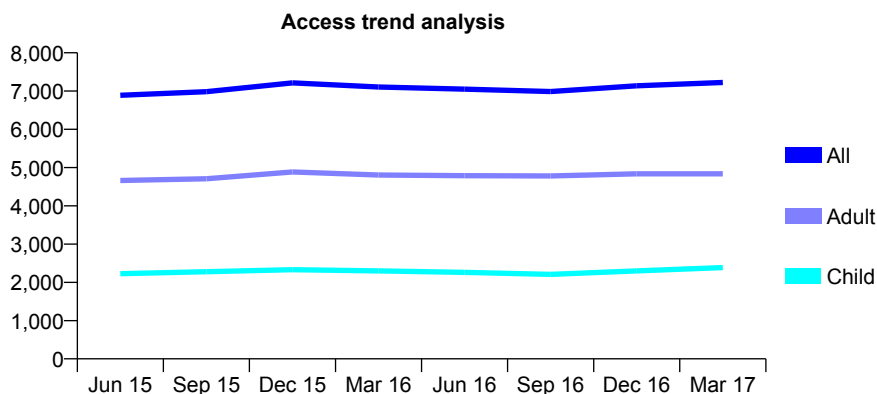
Q46 - Vital Signs At a Glance Contract Report for 133353/0001 - Year end March 2017

Name or company name	Droylsden Road Dental Practice
Contract type name	GDS Contract
Purpose of contract	General
Contract start date	01/02/2012
Contract end date	

16/17 Contracted general activity (UDA)	21,267
Carry forward general activity (UDA)	-326
16/17 Contracted orthodontic activity (UOA)	0
Carry forward orthodontic activity (UOA)	0
Baseline contract value	£686,154.19

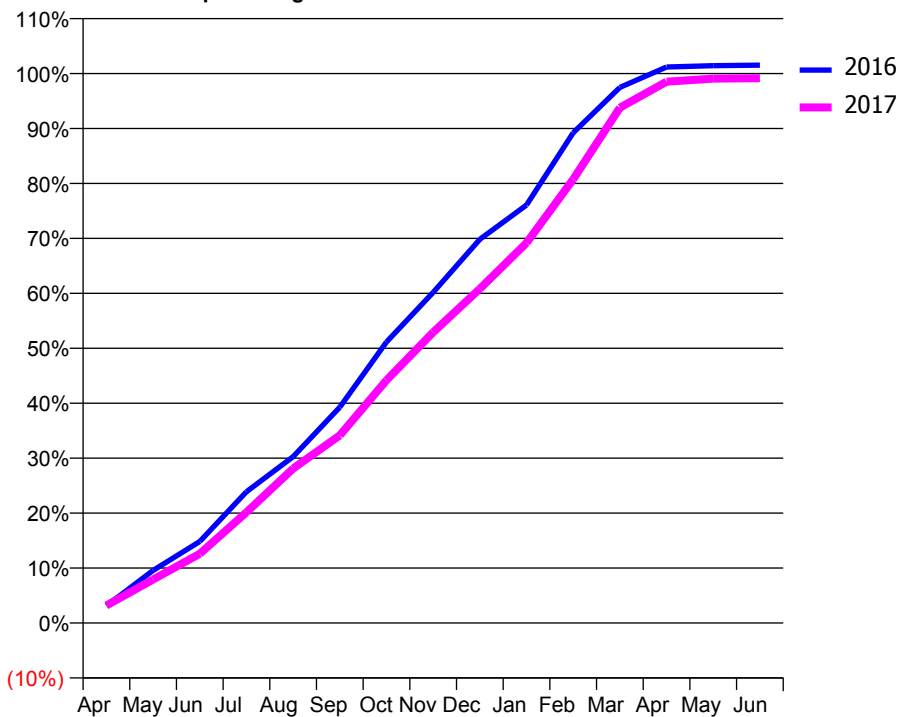
ACCESS*

Patients seen in 24 months	Total	Change since previous quarter
Quarter ending March 2016	7,106	
Quarter ending June 2016	7,049	→
Quarter ending September 2016	6,989	→
Quarter ending December 2016	7,138	↑
Quarter ending March 2017	7,223	→
Variance since March 2016	1.6%	→



ACTIVITY

Cumulative percentage of contracted UDA delivered 2016 & 2017



Adjusted Scheduled Activity (UDA)

Month	2016	2017
April	677	680
May	2,063	1,687
June	3,195	2,682
July	5,148	4,285
August	6,521	5,978
September	8,462	7,262
October	11,019	9,396
November	12,963	11,252
December	15,046	12,935
January	16,389	14,712
February	19,226	17,173
March	21,003	19,946
April	21,804	20,950
May	21,854	21,069
June	21,873	21,086

QUALITY

	Quantity	Base Number	Contract	AT	Region	England
% of FP17s for the same patient ID Re-attending within 3 months - Children	189	2,881	6.6%	12.9%	13.3%	12.3%
% of FP17s for the same patient ID Re-attending within 3 months - Adults	619	5,626	11.0%	17.6%	17.3%	16.7%
% of FP17s for the same patient ID Re-attending between 3 & 9 months - Children	1,331	2,881	46.2%	56.2%	58.9%	57.6%
% of FP17s for the same patient ID Re-attending between 3 & 9 months - Adults	2,604	5,626	46.3%	49.9%	52.2%	50.1%
% of FP17s for Band 1 Urgent Courses	470	7,721	6.1%	10.4%	9.2%	9.1%
% of FP17s Relating to Free Repair or Replacements	58	7,721	0.8%	0.9%	1.0%	0.8%
% of FP17s Relating to Continuations	14	7,721	0.2%	1.3%	1.4%	1.2%
% of Patients satisfied with the dentistry they have received	6	6	N/A	92.1%	93.1%	92.8%
% of Patients satisfied with the time they had to wait for an appointment	5	6	N/A	88.1%	89.5%	88.7%

* This is based on patients treated on this contract for their most recent course of treatment. Figures in italics indicate the base number of FP17s or Patient Questionnaire responses are less than 100. N/A is shown where the base number of responses is less than 10 during the period. % is calculated as Quantity/Base number*100

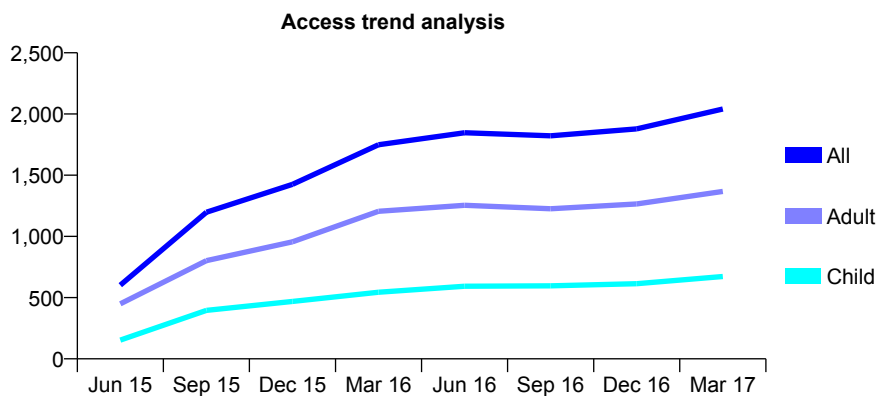
Q46 - Vital Signs At a Glance Contract Report for 133485/0001 - Year end March 2017

Name or company name	Ethos Dental Care
Contract type name	GDS Contract
Purpose of contract	General
Contract start date	09/03/2015
Contract end date	

16/17 Contracted general activity (UDA)	5,553
Carry forward general activity (UDA)	167
16/17 Contracted orthodontic activity (UOA)	0
Carry forward orthodontic activity (UOA)	0
Baseline contract value	£117,865.82

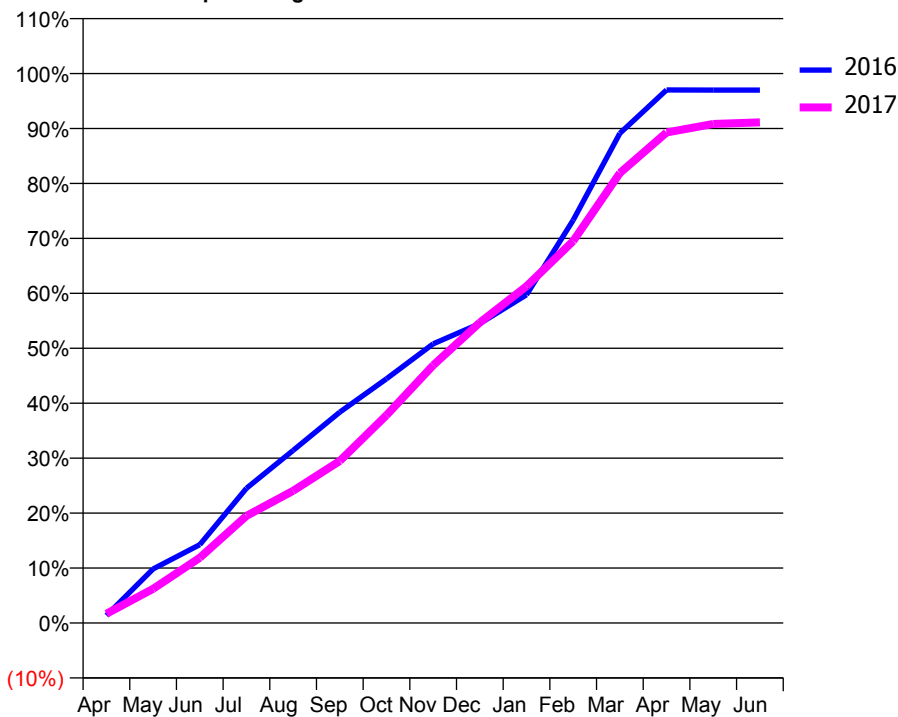
ACCESS*

Patients seen in 24 months	Total	Change since previous quarter
Quarter ending March 2016	1,749	
Quarter ending June 2016	1,847	↑
Quarter ending September 2016	1,822	↓
Quarter ending December 2016	1,879	↑
Quarter ending March 2017	2,041	↑
Variance since March 2016	16.7%	↑



ACTIVITY

Cumulative percentage of contracted UDA delivered 2016 & 2017



Month	Adjusted Scheduled Activity (UDA)	
	2016	2017
April	77	93
May	546	346
June	792	660
July	1,362	1,082
August	1,744	1,336
September	2,132	1,638
October	2,468	2,100
November	2,821	2,605
December	3,026	3,037
January	3,317	3,404
February	4,071	3,860
March	4,949	4,547
April	5,387	4,957
May	5,386	5,043
June	5,386	5,060

QUALITY

	Quantity	Base Number	Contract	AT	Region	England
% of FP17s for the same patient ID Re-attending within 3 months - Children	67	1,007	6.7%	12.9%	13.3%	12.3%
% of FP17s for the same patient ID Re-attending within 3 months - Adults	299	1,968	15.2%	17.6%	17.3%	16.7%
% of FP17s for the same patient ID Re-attending between 3 & 9 months - Children	547	1,007	54.3%	56.2%	58.9%	57.6%
% of FP17s for the same patient ID Re-attending between 3 & 9 months - Adults	907	1,968	46.1%	49.9%	52.2%	50.1%
% of FP17s for Band 1 Urgent Courses	288	3,006	9.6%	10.4%	9.2%	9.1%
% of FP17s Relating to Free Repair or Replacements	29	3,006	1.0%	0.9%	1.0%	0.8%
% of FP17s Relating to Continuations	21	3,006	0.7%	1.3%	1.4%	1.2%
% of Patients satisfied with the dentistry they have received	2	2	N/A	92.1%	93.1%	92.8%
% of Patients satisfied with the time they had to wait for an appointment	2	2	N/A	88.1%	89.5%	88.7%

* This is based on patients treated on this contract for their most recent course of treatment. Figures in italics indicate the base number of FP17s or Patient Questionnaire responses are less than 100. N/A is shown where the base number of responses is less than 10 during the period. % is calculated as Quantity/Base number*100

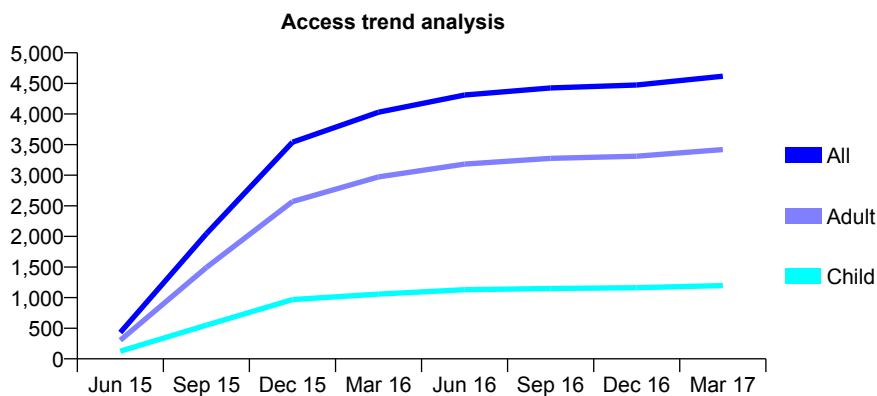
Q46 - Vital Signs At a Glance Contract Report for 134899/0001 - Year end March 2017

Name or company name	High Lane Partnership
Contract type name	GDS Contract
Purpose of contract	General and Orthodontic
Contract start date	01/06/2015
Contract end date	

16/17 Contracted general activity (UDA)	14,969
Carry forward general activity (UDA)	-299
16/17 Contracted orthodontic activity (UOA)	309
Carry forward orthodontic activity (UOA)	0
Baseline contract value	£432,982.12

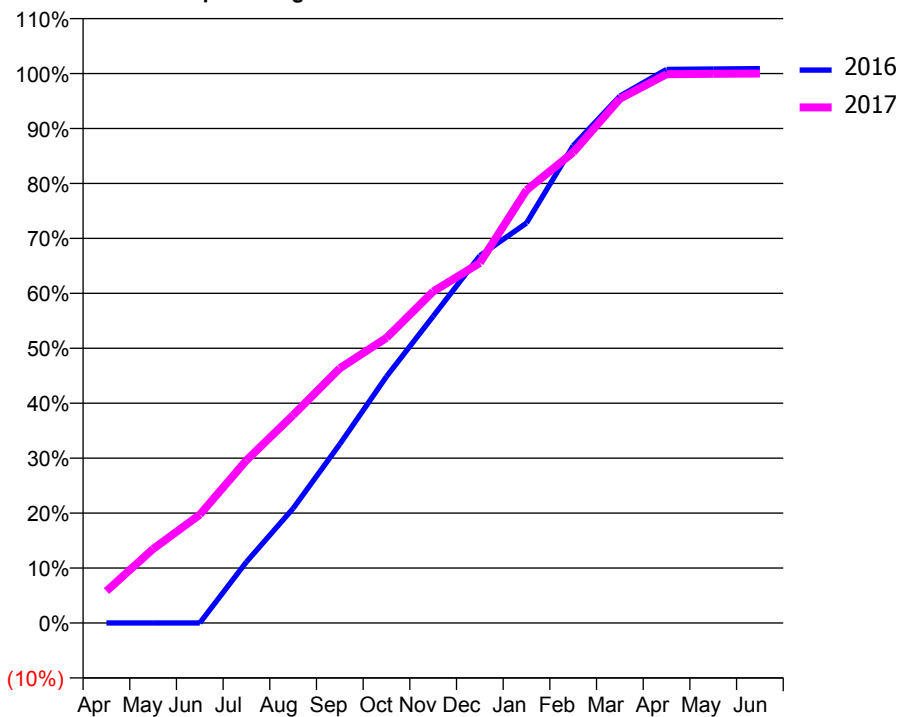
ACCESS*

Patients seen in 24 months	Total	Change since previous quarter
Quarter ending March 2016	4,030	
Quarter ending June 2016	4,311	↑
Quarter ending September 2016	4,426	↑
Quarter ending December 2016	4,473	→
Quarter ending March 2017	4,617	↑
Variance since March 2016	14.6%	↑



ACTIVITY

Cumulative percentage of contracted UDA delivered 2016 & 2017



Month	Adjusted Scheduled Activity (UDA)	
	2016	2017
April	0	871
May	0	2,019
June	0	2,950
July	1,419	4,432
August	2,658	5,665
September	4,150	6,942
October	5,717	7,768
November	7,117	9,033
December	8,521	9,810
January	9,278	11,791
February	11,072	12,820
March	12,222	14,283
April	12,843	14,949
May	12,850	14,959
June	12,859	14,967

QUALITY

	Quantity	Base Number	Contract	AT	Region	England
% of FP17s for the same patient ID Re-attending within 3 months - Children	247	2,133	11.6%	12.9%	13.3%	12.3%
% of FP17s for the same patient ID Re-attending within 3 months - Adults	904	5,677	15.9%	17.6%	17.3%	16.7%
% of FP17s for the same patient ID Re-attending between 3 & 9 months - Children	1,385	2,133	64.9%	56.2%	58.9%	57.6%
% of FP17s for the same patient ID Re-attending between 3 & 9 months - Adults	3,760	5,677	66.2%	49.9%	52.2%	50.1%
% of FP17s for Band 1 Urgent Courses	471	7,777	6.1%	10.4%	9.2%	9.1%
% of FP17s Relating to Free Repair or Replacements	123	7,777	1.6%	0.9%	1.0%	0.8%
% of FP17s Relating to Continuations	51	7,777	0.7%	1.3%	1.4%	1.2%
% of Patients satisfied with the dentistry they have received	4	4	N/A	92.1%	93.1%	92.8%
% of Patients satisfied with the time they had to wait for an appointment	4	4	N/A	88.1%	89.5%	88.7%

* This is based on patients treated on this contract for their most recent course of treatment. Figures in italics indicate the base number of FP17s or Patient Questionnaire responses are less than 100. N/A is shown where the base number of responses is less than 10 during the period. % is calculated as Quantity/Base number*100

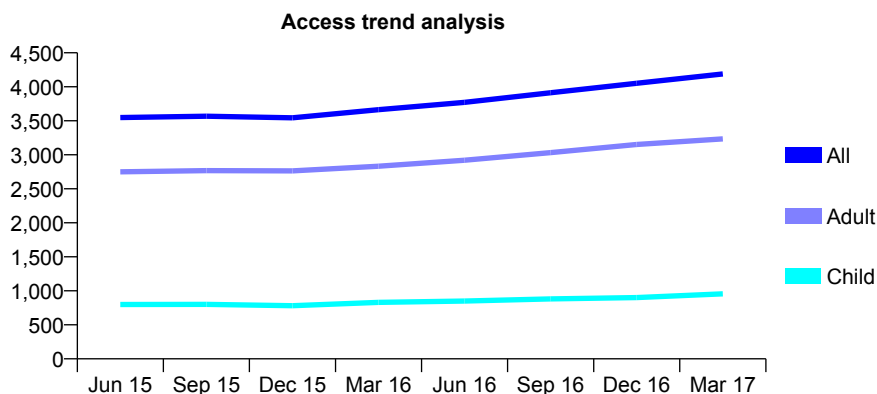
Q46 - Vital Signs At a Glance Contract Report for 136255/0001 - Year end March 2017

Name or company name	Haughton Green Dental Practice
Contract type name	Pilot Contract
Purpose of contract	General
Contract start date	01/02/2013
Contract end date	

16/17 Contracted general activity (UDA)	13,158
Carry forward general activity (UDA)	-186
16/17 Contracted orthodontic activity (UOA)	0
Carry forward orthodontic activity (UOA)	0
Baseline contract value	£366,082.80

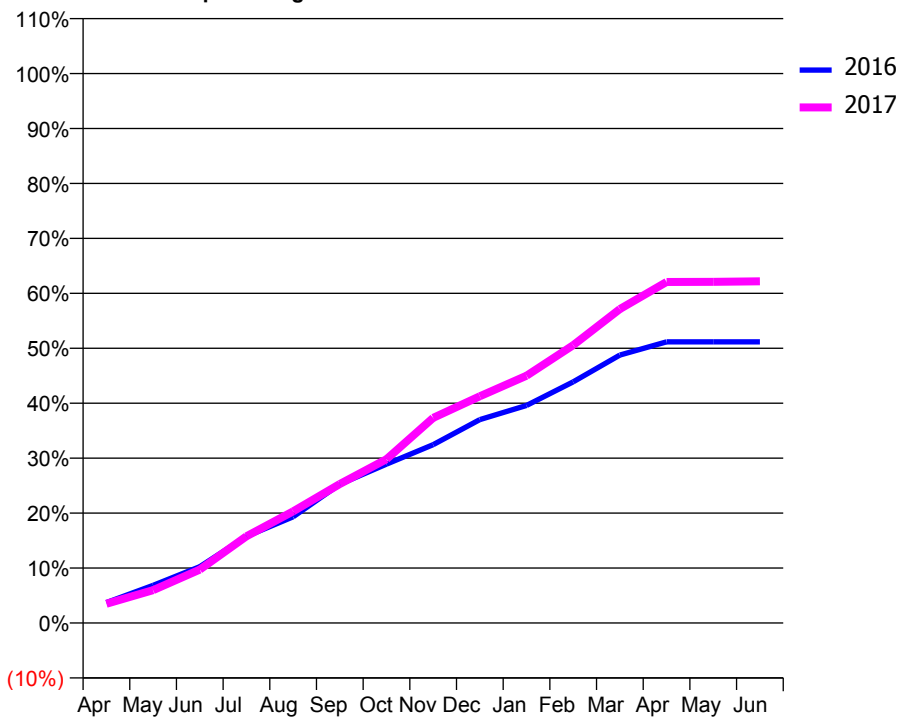
ACCESS*

Patients seen in 24 months	Total	Change since previous quarter
Quarter ending March 2016	3,663	
Quarter ending June 2016	3,771	↑
Quarter ending September 2016	3,913	↑
Quarter ending December 2016	4,052	↑
Quarter ending March 2017	4,189	↑
Variance since March 2016	14.4%	↑



ACTIVITY

Cumulative percentage of contracted UDA delivered 2016 & 2017



Month	Adjusted Scheduled Activity (UDA)	
	2016	2017
April	490	461
May	903	786
June	1,348	1,279
July	2,074	2,076
August	2,543	2,676
September	3,321	3,329
October	3,805	3,924
November	4,270	4,911
December	4,872	5,431
January	5,208	5,921
February	5,776	6,651
March	6,416	7,518
April	6,732	8,166
May	6,734	8,169
June	6,734	8,182

QUALITY

	Quantity	Base Number	Contract	AT	Region	England
% of FP17s for the same patient ID Re-attending within 3 months - Children	65	1,005	6.5%	12.9%	13.3%	12.3%
% of FP17s for the same patient ID Re-attending within 3 months - Adults	365	3,080	11.9%	17.6%	17.3%	16.7%
% of FP17s for the same patient ID Re-attending between 3 & 9 months - Children	329	1,005	32.7%	56.2%	58.9%	57.6%
% of FP17s for the same patient ID Re-attending between 3 & 9 months - Adults	666	3,080	21.6%	49.9%	52.2%	50.1%
% of FP17s for Band 1 Urgent Courses	641	4,235	15.1%	10.4%	9.2%	9.1%
% of FP17s Relating to Free Repair or Replacements	5	4,235	0.1%	0.9%	1.0%	0.8%
% of FP17s Relating to Continuations	13	4,235	0.3%	1.3%	1.4%	1.2%
% of Patients satisfied with the dentistry they have received	2	3	N/A	92.1%	93.1%	92.8%
% of Patients satisfied with the time they had to wait for an appointment	2	3	N/A	88.1%	89.5%	88.7%

* This is based on patients treated on this contract for their most recent course of treatment. Figures in italics indicate the base number of FP17s or Patient Questionnaire responses are less than 100. N/A is shown where the base number of responses is less than 10 during the period. % is calculated as Quantity/Base number*100

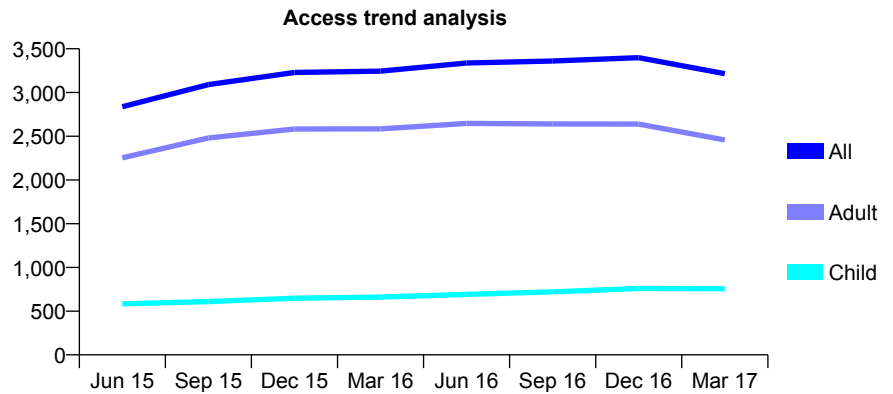
Q46 - Vital Signs At a Glance Contract Report for 136379/0001 - Year end March 2017

Name or company name	Adrian Jennings Ltd T/A Chorlton Smile Ce
Contract type name	GDS Contract
Purpose of contract	General
Contract start date	01/01/2014
Contract end date	

16/17 Contracted general activity (UDA)	5,680
Carry forward general activity (UDA)	-114
16/17 Contracted orthodontic activity (UOA)	0
Carry forward orthodontic activity (UOA)	0
Baseline contract value	£180,677.25

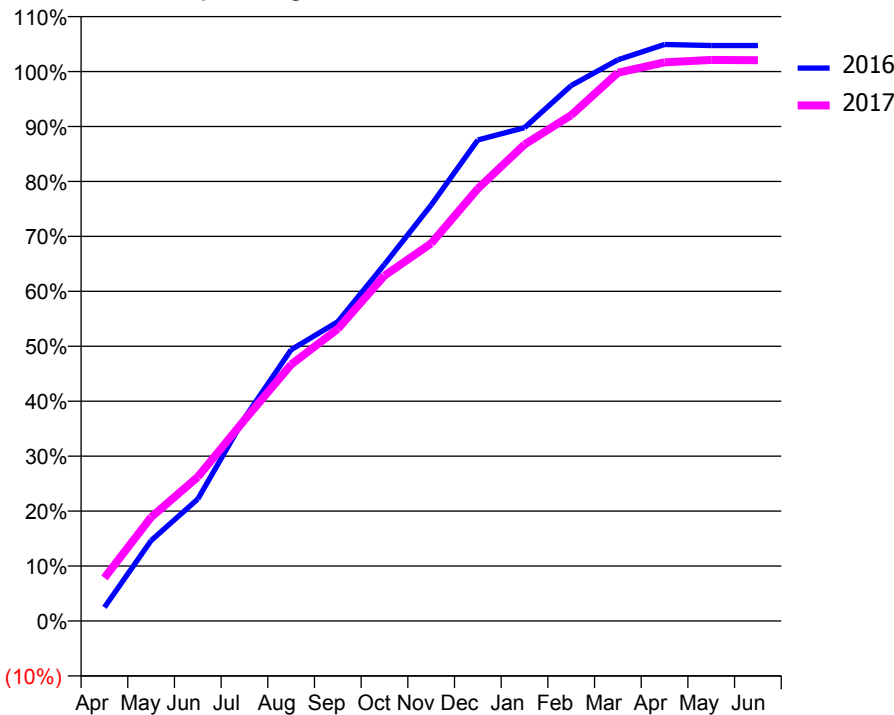
ACCESS*

Patients seen in 24 months	Total	Change since previous quarter
Quarter ending March 2016	3,245	
Quarter ending June 2016	3,337	↑
Quarter ending September 2016	3,360	→
Quarter ending December 2016	3,398	→
Quarter ending March 2017	3,215	↓
Variance since March 2016	(0.9%)	→



ACTIVITY

Cumulative percentage of contracted UDA delivered 2016 & 2017



Month	Adjusted Scheduled Activity (UDA)	
	2016	2017
April	148	446
May	872	1,073
June	1,322	1,489
July	2,200	2,078
August	2,942	2,651
September	3,246	3,019
October	3,868	3,570
November	4,512	3,903
December	5,218	4,469
January	5,351	4,926
February	5,807	5,228
March	6,087	5,667
April	6,253	5,774
May	6,241	5,800
June	6,241	5,797

QUALITY

	Quantity	Base Number	Contract	AT	Region	England
% of FP17s for the same patient ID Re-attending within 3 months - Children	52	782	6.6%	12.9%	13.3%	12.3%
% of FP17s for the same patient ID Re-attending within 3 months - Adults	159	2,246	7.1%	17.6%	17.3%	16.7%
% of FP17s for the same patient ID Re-attending between 3 & 9 months - Children	252	782	32.2%	56.2%	58.9%	57.6%
% of FP17s for the same patient ID Re-attending between 3 & 9 months - Adults	751	2,246	33.4%	49.9%	52.2%	50.1%
% of FP17s for Band 1 Urgent Courses	270	3,037	8.9%	10.4%	9.2%	9.1%
% of FP17s Relating to Free Repair or Replacements	11	3,037	0.4%	0.9%	1.0%	0.8%
% of FP17s Relating to Continuations	6	3,037	0.2%	1.3%	1.4%	1.2%
% of Patients satisfied with the dentistry they have received	0	0	N/A	92.1%	93.1%	92.8%
% of Patients satisfied with the time they had to wait for an appointment	0	0	N/A	88.1%	89.5%	88.7%

* This is based on patients treated on this contract for their most recent course of treatment. Figures in italics indicate the base number of FP17s or Patient Questionnaire responses are less than 100. N/A is shown where the base number of responses is less than 10 during the period. % is calculated as Quantity/Base number*100

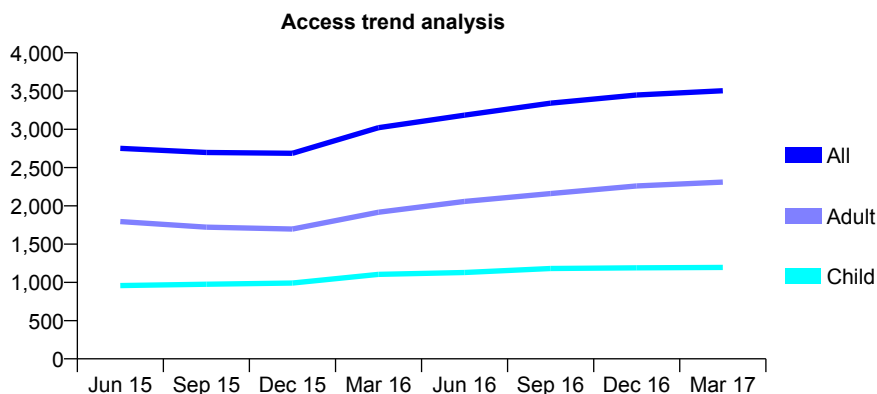
Q46 - Vital Signs At a Glance Contract Report for 137286/0001 - Year end March 2017

Name or company name	Partners in Progress (UK) Ltd
Contract type name	GDS Contract
Purpose of contract	General
Contract start date	23/04/2009
Contract end date	

16/17 Contracted general activity (UDA)	9,600
Carry forward general activity (UDA)	246
16/17 Contracted orthodontic activity (UOA)	0
Carry forward orthodontic activity (UOA)	0
Baseline contract value	£268,122.57

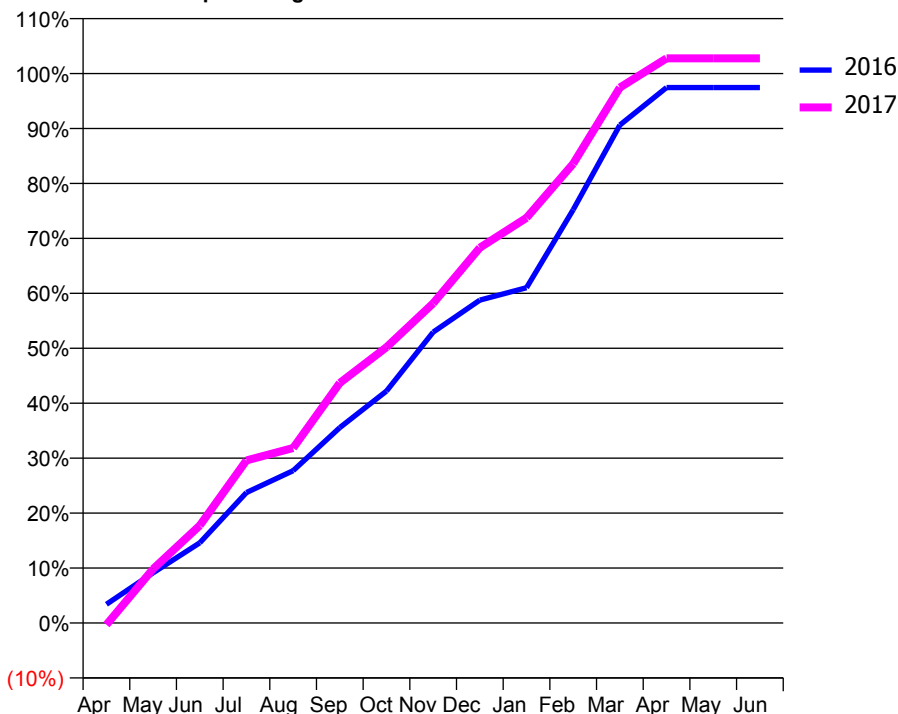
ACCESS*

Patients seen in 24 months	Total	Change since previous quarter
Quarter ending March 2016	3,021	
Quarter ending June 2016	3,186	↑
Quarter ending September 2016	3,342	↑
Quarter ending December 2016	3,449	↑
Quarter ending March 2017	3,505	→
Variance since March 2016	16.0%	↑



ACTIVITY

Cumulative percentage of contracted UDA delivered 2016 & 2017



Month	Adjusted Scheduled Activity (UDA)	
	2016	2017
April	327	-31
May	876	944
June	1,402	1,704
July	2,279	2,840
August	2,662	3,058
September	3,415	4,194
October	4,053	4,818
November	5,083	5,585
December	5,642	6,558
January	5,857	7,078
February	7,221	8,023
March	8,699	9,355
April	9,354	9,864
May	9,354	9,864
June	9,354	9,865

QUALITY

	Quantity	Base Number	Contract	AT	Region	England
% of FP17s for the same patient ID Re-attending within 3 months - Children	137	1,576	8.7%	12.9%	13.3%	12.3%
% of FP17s for the same patient ID Re-attending within 3 months - Adults	578	3,163	18.3%	17.6%	17.3%	16.7%
% of FP17s for the same patient ID Re-attending between 3 & 9 months - Children	789	1,576	50.1%	56.2%	58.9%	57.6%
% of FP17s for the same patient ID Re-attending between 3 & 9 months - Adults	1,269	3,163	40.1%	49.9%	52.2%	50.1%
% of FP17s for Band 1 Urgent Courses	697	4,672	14.9%	10.4%	9.2%	9.1%
% of FP17s Relating to Free Repair or Replacements	18	4,672	0.4%	0.9%	1.0%	0.8%
% of FP17s Relating to Continuations	48	4,672	1.0%	1.3%	1.4%	1.2%
% of Patients satisfied with the dentistry they have received	1	1	N/A	92.1%	93.1%	92.8%
% of Patients satisfied with the time they had to wait for an appointment	1	1	N/A	88.1%	89.5%	88.7%

* This is based on patients treated on this contract for their most recent course of treatment. Figures in italics indicate the base number of FP17s or Patient Questionnaire responses are less than 100. N/A is shown where the base number of responses is less than 10 during the period. % is calculated as Quantity/Base number*100

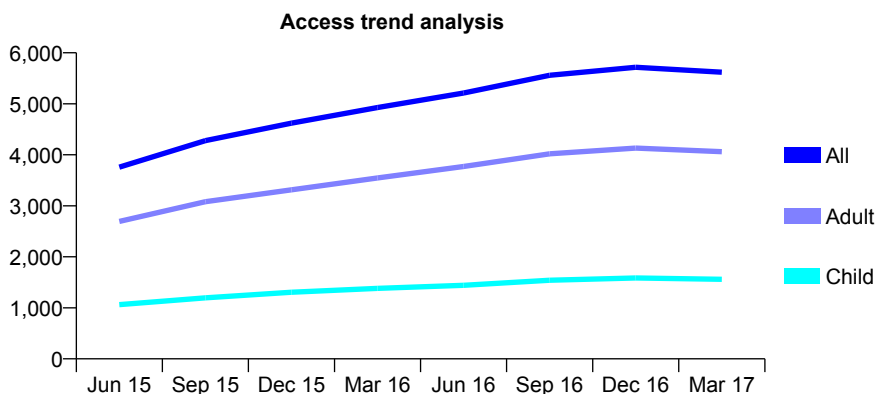
Q46 - Vital Signs At a Glance Contract Report for 137731/0003 - Year end March 2017

Name or company name	Smile Transformation & Cosmetic Services
Contract type name	GDS Contract
Purpose of contract	General
Contract start date	01/08/2014
Contract end date	

16/17 Contracted general activity (UDA)	17,603
Carry forward general activity (UDA)	96
16/17 Contracted orthodontic activity (UOA)	0
Carry forward orthodontic activity (UOA)	0
Baseline contract value	£455,026.93

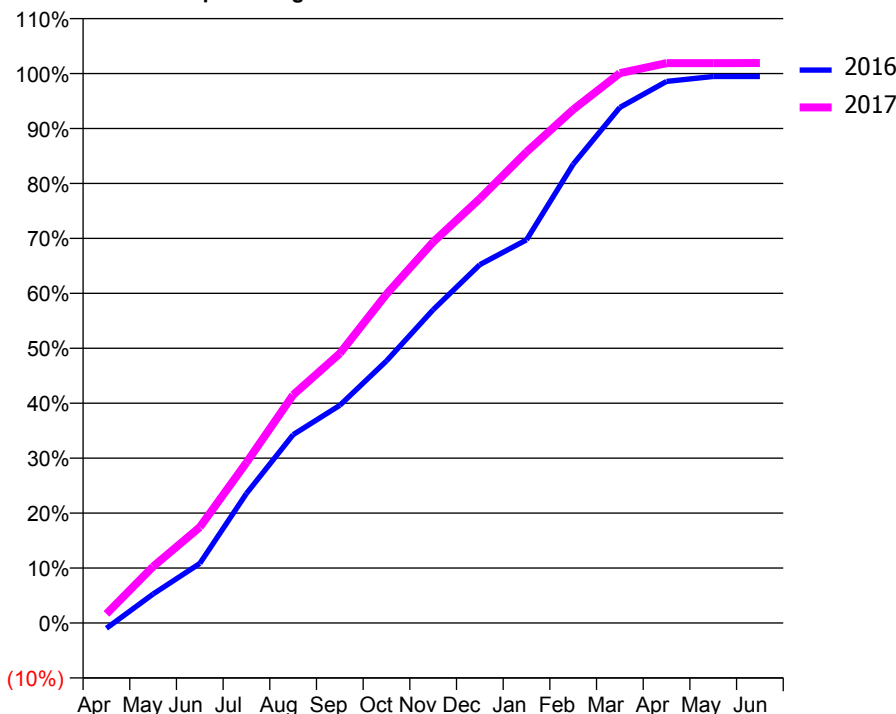
ACCESS*

Patients seen in 24 months	Total	Change since previous quarter
Quarter ending March 2016	4,928	
Quarter ending June 2016	5,212	↑
Quarter ending September 2016	5,559	↑
Quarter ending December 2016	5,717	↑
Quarter ending March 2017	5,620	↓
Variance since March 2016	14.0%	↑



ACTIVITY

Cumulative percentage of contracted UDA delivered 2016 & 2017



Month	Adjusted Scheduled Activity (UDA)	
	2016	2017
April	-175	294
May	928	1,811
June	1,907	3,067
July	4,150	5,142
August	6,033	7,308
September	6,972	8,637
October	8,395	10,538
November	10,034	12,204
December	11,481	13,596
January	12,274	15,089
February	14,695	16,450
March	16,516	17,615
April	17,350	17,933
May	17,507	17,936
June	17,507	17,939

QUALITY

	Quantity	Base Number	Contract	AT	Region	England
% of FP17s for the same patient ID Re-attending within 3 months - Children	173	2,225	7.8%	12.9%	13.3%	12.3%
% of FP17s for the same patient ID Re-attending within 3 months - Adults	1,028	5,909	17.4%	17.6%	17.3%	16.7%
% of FP17s for the same patient ID Re-attending between 3 & 9 months - Children	1,194	2,225	53.7%	56.2%	58.9%	57.6%
% of FP17s for the same patient ID Re-attending between 3 & 9 months - Adults	3,002	5,909	50.8%	49.9%	52.2%	50.1%
% of FP17s for Band 1 Urgent Courses	885	7,914	11.2%	10.4%	9.2%	9.1%
% of FP17s Relating to Free Repair or Replacements	67	7,914	0.8%	0.9%	1.0%	0.8%
% of FP17s Relating to Continuations	41	7,914	0.5%	1.3%	1.4%	1.2%
% of Patients satisfied with the dentistry they have received	10	11	90.9%	92.1%	93.1%	92.8%
% of Patients satisfied with the time they had to wait for an appointment	9	11	81.8%	88.1%	89.5%	88.7%

* This is based on patients treated on this contract for their most recent course of treatment. Figures in italics indicate the base number of FP17s or Patient Questionnaire responses are less than 100. N/A is shown where the base number of responses is less than 10 during the period. % is calculated as Quantity/Base number*100

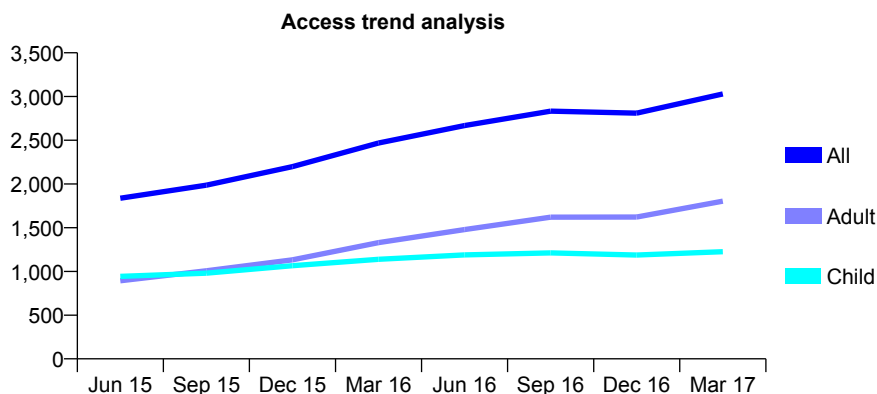
Q46 - Vital Signs At a Glance Contract Report for 137731/0004 - Year end March 2017

Name or company name	Smile Transformation & Cosmetic Services
Contract type name	GDS Contract
Purpose of contract	General
Contract start date	01/08/2014
Contract end date	

16/17 Contracted general activity (UDA)	8,659
Carry forward general activity (UDA)	100
16/17 Contracted orthodontic activity (UOA)	0
Carry forward orthodontic activity (UOA)	0
Baseline contract value	£229,908.54

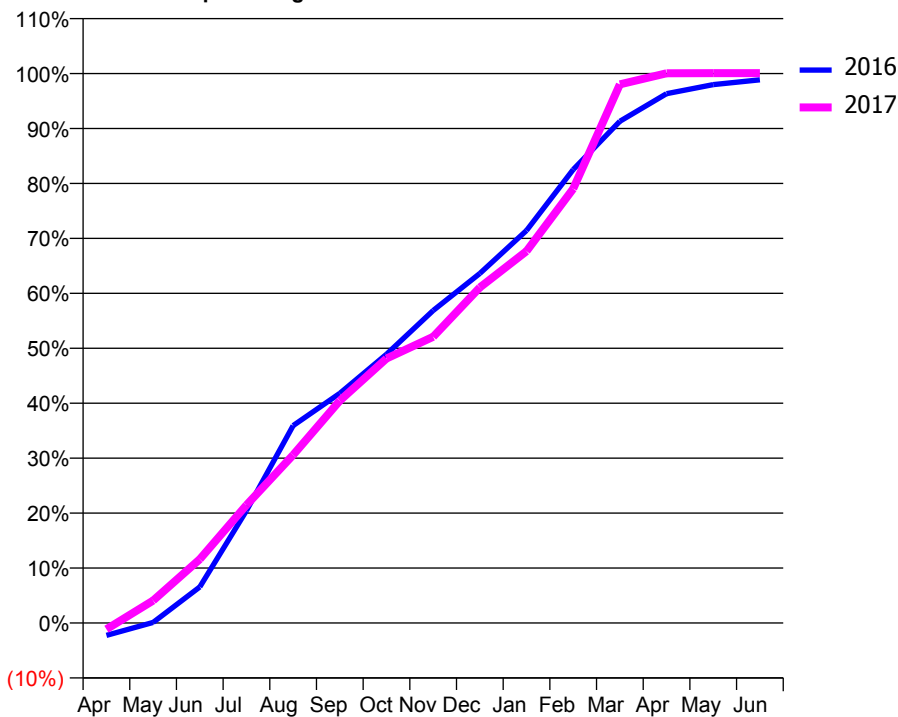
ACCESS*

Patients seen in 24 months	Total	Change since previous quarter
Quarter ending March 2016	2,468	
Quarter ending June 2016	2,668	↑
Quarter ending September 2016	2,833	↑
Quarter ending December 2016	2,810	→
Quarter ending March 2017	3,029	↑
Variance since March 2016	22.7%	↑



ACTIVITY

Cumulative percentage of contracted UDA delivered 2016 & 2017



Adjusted Scheduled Activity (UDA)

Month	2016	2017
April	-196	-100
May	9	353
June	568	1,005
July	1,769	1,859
August	3,111	2,649
September	3,619	3,504
October	4,235	4,168
November	4,923	4,510
December	5,509	5,287
January	6,184	5,860
February	7,145	6,842
March	7,906	8,488
April	8,340	8,662
May	8,483	8,665
June	8,559	8,665

QUALITY

	Quantity	Base Number	Contract	AT	Region	England
% of FP17s for the same patient ID Re-attending within 3 months - Children	138	1,566	8.8%	12.9%	13.3%	12.3%
% of FP17s for the same patient ID Re-attending within 3 months - Adults	413	2,341	17.6%	17.6%	17.3%	16.7%
% of FP17s for the same patient ID Re-attending between 3 & 9 months - Children	823	1,566	52.6%	56.2%	58.9%	57.6%
% of FP17s for the same patient ID Re-attending between 3 & 9 months - Adults	926	2,341	39.6%	49.9%	52.2%	50.1%
% of FP17s for Band 1 Urgent Courses	390	3,789	10.3%	10.4%	9.2%	9.1%
% of FP17s Relating to Free Repair or Replacements	19	3,789	0.5%	0.9%	1.0%	0.8%
% of FP17s Relating to Continuations	36	3,789	1.0%	1.3%	1.4%	1.2%
% of Patients satisfied with the dentistry they have received	4	4	N/A	92.1%	93.1%	92.8%
% of Patients satisfied with the time they had to wait for an appointment	4	4	N/A	88.1%	89.5%	88.7%

* This is based on patients treated on this contract for their most recent course of treatment. Figures in italics indicate the base number of FP17s or Patient Questionnaire responses are less than 100. N/A is shown where the base number of responses is less than 10 during the period. % is calculated as Quantity/Base number*100

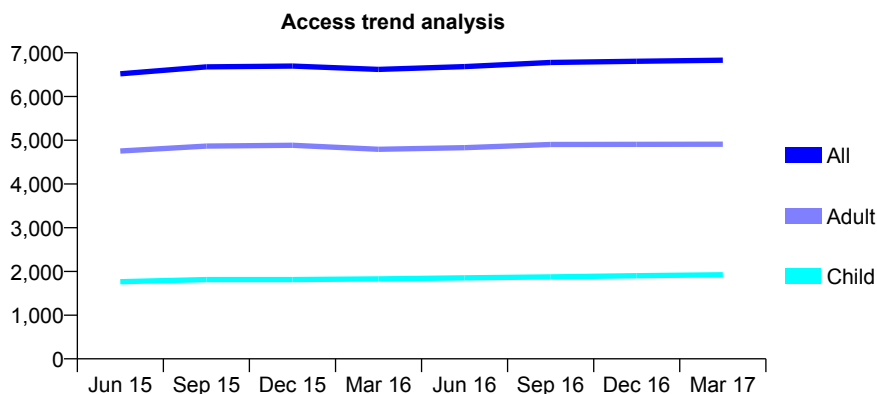
Q46 - Vital Signs At a Glance Contract Report for 138096/0001 - Year end March 2017

Name or company name	Circle Dental Care Ltd
Contract type name	GDS Contract
Purpose of contract	General
Contract start date	01/08/2009
Contract end date	

16/17 Contracted general activity (UDA)	20,000
Carry forward general activity (UDA)	-205
16/17 Contracted orthodontic activity (UOA)	0
Carry forward orthodontic activity (UOA)	0
Baseline contract value	£483,630.46

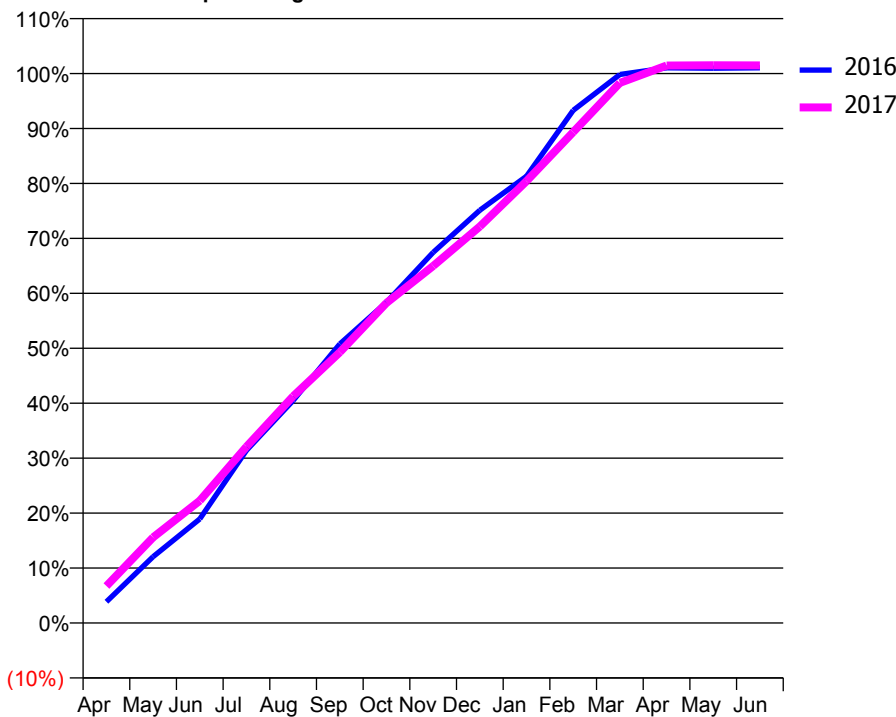
ACCESS*

Patients seen in 24 months	Total	Change since previous quarter
Quarter ending March 2016	6,621	
Quarter ending June 2016	6,683	→
Quarter ending September 2016	6,779	→
Quarter ending December 2016	6,806	→
Quarter ending March 2017	6,832	→
Variance since March 2016	3.2%	↑



ACTIVITY

Cumulative percentage of contracted UDA delivered 2016 & 2017



Adjusted Scheduled Activity (UDA)

Month	2016	2017
April	776	1,346
May	2,416	3,119
June	3,790	4,451
July	6,284	6,417
August	8,098	8,252
September	10,157	9,857
October	11,677	11,652
November	13,491	12,993
December	15,024	14,430
January	16,260	16,082
February	18,661	17,870
March	19,966	19,657
April	20,208	20,290
May	20,195	20,298
June	20,205	20,296

QUALITY

	Quantity	Base Number	Contract	AT	Region	England
% of FP17s for the same patient ID Re-attending within 3 months - Children	390	2,956	13.2%	12.9%	13.3%	12.3%
% of FP17s for the same patient ID Re-attending within 3 months - Adults	1,284	6,768	19.0%	17.6%	17.3%	16.7%
% of FP17s for the same patient ID Re-attending between 3 & 9 months - Children	1,680	2,956	56.8%	56.2%	58.9%	57.6%
% of FP17s for the same patient ID Re-attending between 3 & 9 months - Adults	3,273	6,768	48.4%	49.9%	52.2%	50.1%
% of FP17s for Band 1 Urgent Courses	792	8,728	9.1%	10.4%	9.2%	9.1%
% of FP17s Relating to Free Repair or Replacements	23	8,728	0.3%	0.9%	1.0%	0.8%
% of FP17s Relating to Continuations	15	8,728	0.2%	1.3%	1.4%	1.2%
% of Patients satisfied with the dentistry they have received	2	3	N/A	92.1%	93.1%	92.8%
% of Patients satisfied with the time they had to wait for an appointment	2	3	N/A	88.1%	89.5%	88.7%

* This is based on patients treated on this contract for their most recent course of treatment. Figures in italics indicate the base number of FP17s or Patient Questionnaire responses are less than 100. N/A is shown where the base number of responses is less than 10 during the period. % is calculated as Quantity/Base number*100

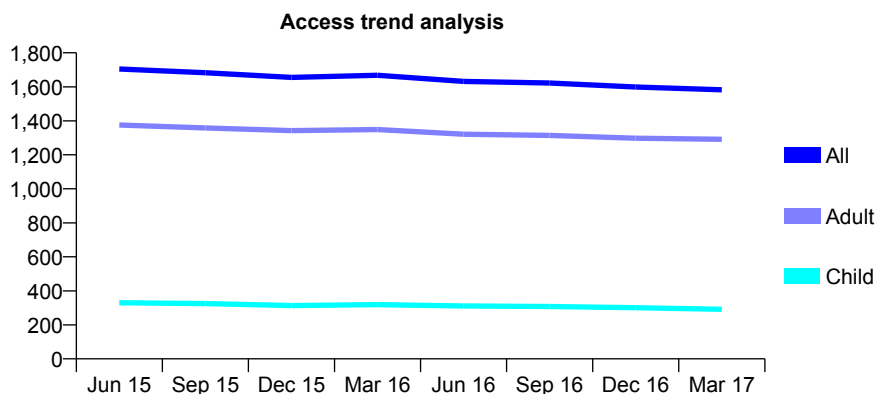
Q46 - Vital Signs At a Glance Contract Report for 138800/0001 - Year end March 2017

Name or company name	207 Dental Care
Contract type name	GDS Contract
Purpose of contract	General
Contract start date	01/05/2013
Contract end date	

16/17 Contracted general activity (UDA)	4,568
Carry forward general activity (UDA)	-24
16/17 Contracted orthodontic activity (UOA)	0
Carry forward orthodontic activity (UOA)	0
Baseline contract value	£113,344.16

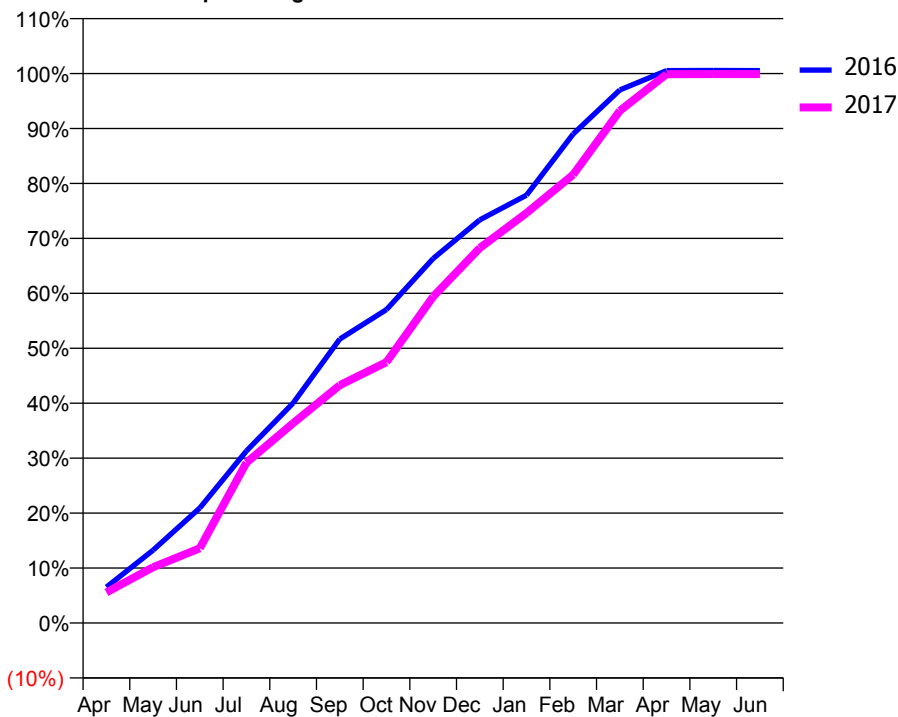
ACCESS*

Patients seen in 24 months	Total	Change since previous quarter
Quarter ending March 2016	1,668	
Quarter ending June 2016	1,632	↓
Quarter ending September 2016	1,622	→
Quarter ending December 2016	1,599	↓
Quarter ending March 2017	1,582	↓
Variance since March 2016	(5.2%)	↓



ACTIVITY

Cumulative percentage of contracted UDA delivered 2016 & 2017



Month	Adjusted Scheduled Activity (UDA)	
	2016	2017
April	299	254
May	606	464
June	956	621
July	1,431	1,333
August	1,829	1,661
September	2,361	1,977
October	2,605	2,169
November	3,030	2,713
December	3,351	3,117
January	3,556	3,408
February	4,065	3,728
March	4,432	4,259
April	4,592	4,563
May	4,593	4,564
June	4,592	4,564

QUALITY

	Quantity	Base Number	Contract	AT	Region	England
% of FP17s for the same patient ID Re-attending within 3 months - Children	16	483	3.3%	12.9%	13.3%	12.3%
% of FP17s for the same patient ID Re-attending within 3 months - Adults	330	1,969	16.8%	17.6%	17.3%	16.7%
% of FP17s for the same patient ID Re-attending between 3 & 9 months - Children	352	483	72.9%	56.2%	58.9%	57.6%
% of FP17s for the same patient ID Re-attending between 3 & 9 months - Adults	1,105	1,969	56.1%	49.9%	52.2%	50.1%
% of FP17s for Band 1 Urgent Courses	258	2,501	10.3%	10.4%	9.2%	9.1%
% of FP17s Relating to Free Repair or Replacements	8	2,501	0.3%	0.9%	1.0%	0.8%
% of FP17s Relating to Continuations	17	2,501	0.7%	1.3%	1.4%	1.2%
% of Patients satisfied with the dentistry they have received	3	3	N/A	92.1%	93.1%	92.8%
% of Patients satisfied with the time they had to wait for an appointment	3	3	N/A	88.1%	89.5%	88.7%

* This is based on patients treated on this contract for their most recent course of treatment. Figures in italics indicate the base number of FP17s or Patient Questionnaire responses are less than 100. N/A is shown where the base number of responses is less than 10 during the period. % is calculated as Quantity/Base number*100

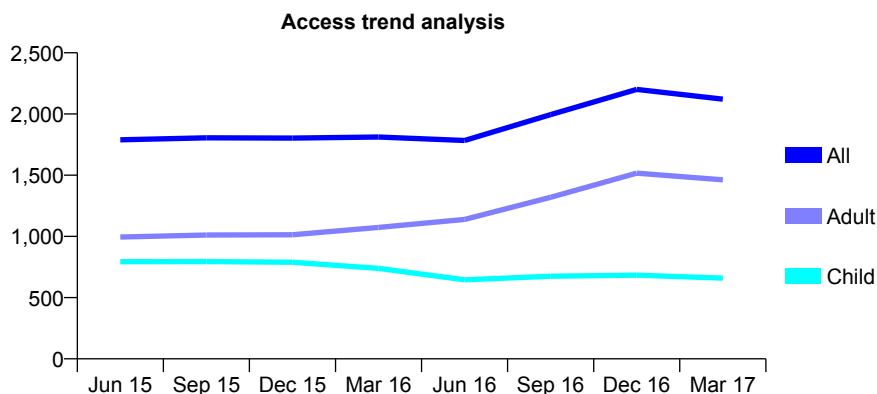
Q46 - Vital Signs At a Glance Contract Report for 138959/0001 - Year end March 2017

Name or company name	Middleton Dental Care
Contract type name	GDS Contract
Purpose of contract	General
Contract start date	06/07/2012
Contract end date	

16/17 Contracted general activity (UDA)	7,330
Carry forward general activity (UDA)	0
16/17 Contracted orthodontic activity (UOA)	0
Carry forward orthodontic activity (UOA)	0
Baseline contract value	£181,185.39

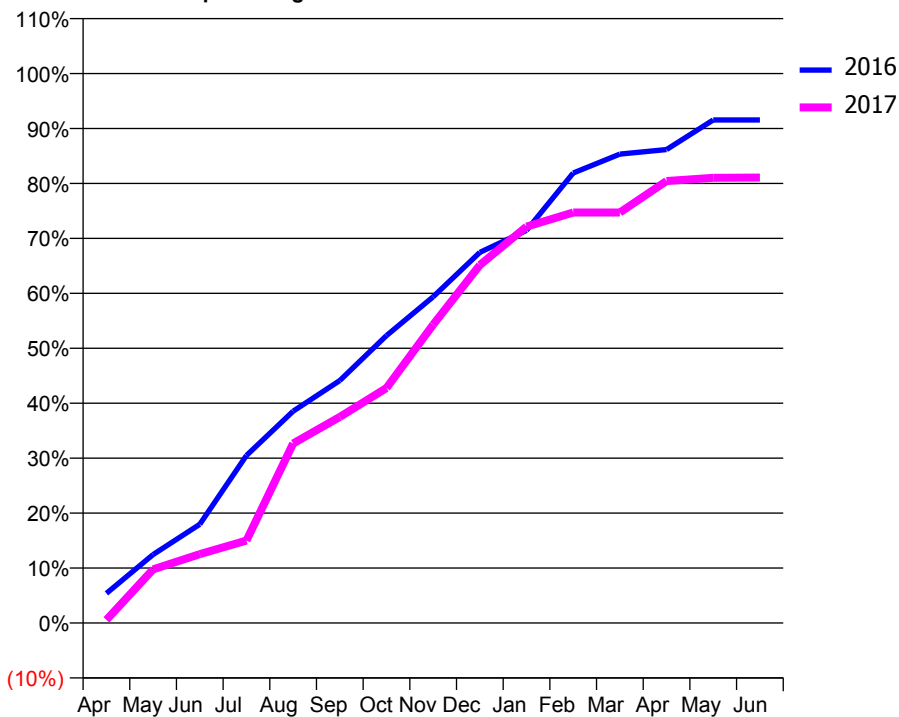
ACCESS*

Patients seen in 24 months	Total	Change since previous quarter
Quarter ending March 2016	1,812	
Quarter ending June 2016	1,784	↓
Quarter ending September 2016	1,995	↑
Quarter ending December 2016	2,201	↑
Quarter ending March 2017	2,122	↓
Variance since March 2016	17.1%	↑



ACTIVITY

Cumulative percentage of contracted UDA delivered 2016 & 2017



Month	Adjusted Scheduled Activity (UDA)	
	2016	2017
April	396	42
May	914	716
June	1,317	919
July	2,234	1,100
August	2,825	2,395
September	3,235	2,750
October	3,834	3,134
November	4,352	3,979
December	4,944	4,775
January	5,238	5,288
February	6,002	5,477
March	6,255	5,477
April	6,316	5,895
May	6,711	5,939
June	6,711	5,941

QUALITY

	Quantity	Base Number	Contract	AT	Region	England
% of FP17s for the same patient ID Re-attending within 3 months - Children	60	789	7.6%	12.9%	13.3%	12.3%
% of FP17s for the same patient ID Re-attending within 3 months - Adults	159	1,624	9.8%	17.6%	17.3%	16.7%
% of FP17s for the same patient ID Re-attending between 3 & 9 months - Children	339	789	43.0%	56.2%	58.9%	57.6%
% of FP17s for the same patient ID Re-attending between 3 & 9 months - Adults	489	1,624	30.1%	49.9%	52.2%	50.1%
% of FP17s for Band 1 Urgent Courses	174	2,471	7.0%	10.4%	9.2%	9.1%
% of FP17s Relating to Free Repair or Replacements	1	2,471	0.0%	0.9%	1.0%	0.8%
% of FP17s Relating to Continuations	21	2,471	0.8%	1.3%	1.4%	1.2%
% of Patients satisfied with the dentistry they have received	0	0	N/A	92.1%	93.1%	92.8%
% of Patients satisfied with the time they had to wait for an appointment	0	0	N/A	88.1%	89.5%	88.7%

* This is based on patients treated on this contract for their most recent course of treatment. Figures in italics indicate the base number of FP17s or Patient Questionnaire responses are less than 100. N/A is shown where the base number of responses is less than 10 during the period. % is calculated as Quantity/Base number*100

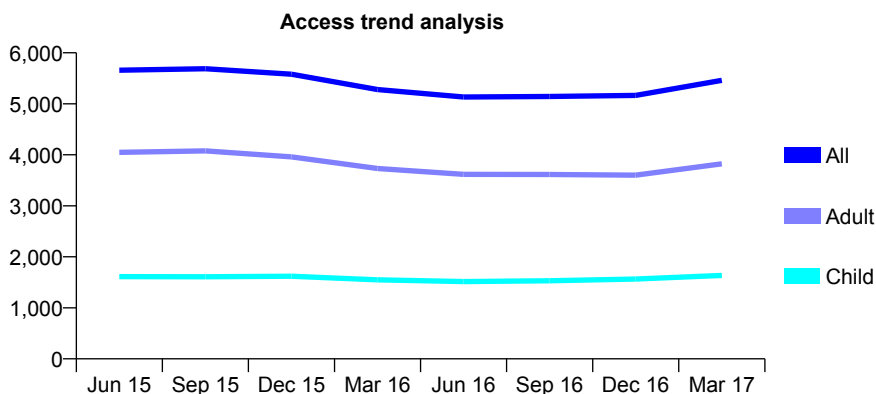
Q46 - Vital Signs At a Glance Contract Report for 138967/0001 - Year end March 2017

Name or company name	Park House Springhead
Contract type name	GDS Contract
Purpose of contract	General
Contract start date	01/04/2010
Contract end date	

16/17 Contracted general activity (UDA)	15,429
Carry forward general activity (UDA)	556
16/17 Contracted orthodontic activity (UOA)	0
Carry forward orthodontic activity (UOA)	0
Baseline contract value	£413,690.05

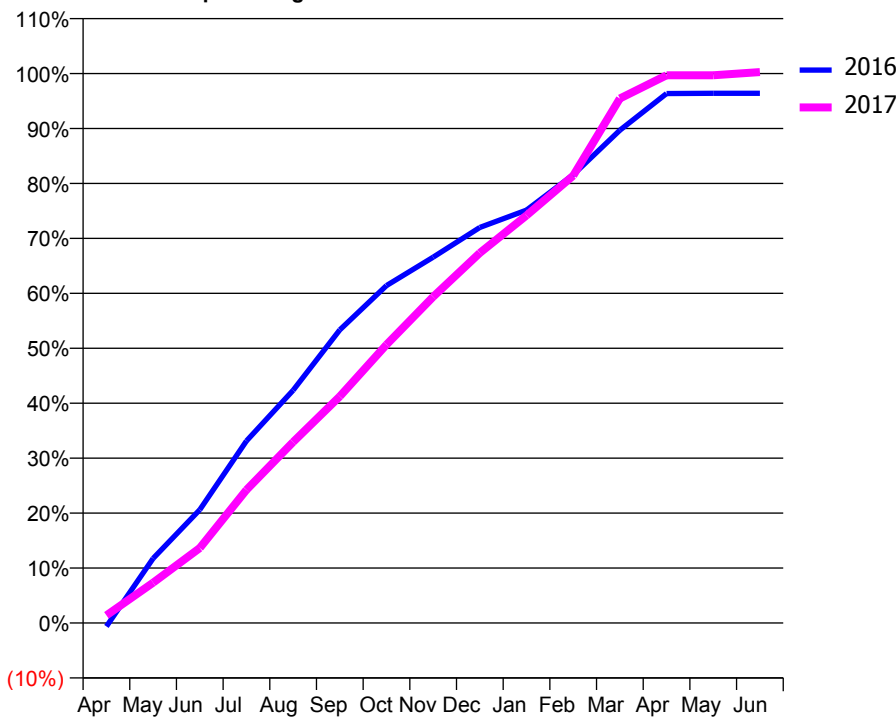
ACCESS*

Patients seen in 24 months	Total	Change since previous quarter
Quarter ending March 2016	5,281	
Quarter ending June 2016	5,133	↓
Quarter ending September 2016	5,145	→
Quarter ending December 2016	5,166	→
Quarter ending March 2017	5,459	↑
Variance since March 2016	3.4%	↑



ACTIVITY

Cumulative percentage of contracted UDA delivered 2016 & 2017



Adjusted Scheduled Activity (UDA)

Month	2016	2017
April	-99	216
May	1,814	1,132
June	3,182	2,108
July	5,114	3,740
August	6,535	5,084
September	8,230	6,362
October	9,475	7,818
November	10,271	9,159
December	11,106	10,391
January	11,594	11,445
February	12,585	12,560
March	13,835	14,727
April	14,865	15,379
May	14,873	15,379
June	14,873	15,470

QUALITY

	Quantity	Base Number	Contract	AT	Region	England
% of FP17s for the same patient ID Re-attending within 3 months - Children	185	2,295	8.1%	12.9%	13.3%	12.3%
% of FP17s for the same patient ID Re-attending within 3 months - Adults	785	5,008	15.7%	17.6%	17.3%	16.7%
% of FP17s for the same patient ID Re-attending between 3 & 9 months - Children	1,008	2,295	43.9%	56.2%	58.9%	57.6%
% of FP17s for the same patient ID Re-attending between 3 & 9 months - Adults	1,804	5,008	36.0%	49.9%	52.2%	50.1%
% of FP17s for Band 1 Urgent Courses	734	7,174	10.2%	10.4%	9.2%	9.1%
% of FP17s Relating to Free Repair or Replacements	65	7,174	0.9%	0.9%	1.0%	0.8%
% of FP17s Relating to Continuations	110	7,174	1.5%	1.3%	1.4%	1.2%
% of Patients satisfied with the dentistry they have received	4	5	N/A	92.1%	93.1%	92.8%
% of Patients satisfied with the time they had to wait for an appointment	4	5	N/A	88.1%	89.5%	88.7%

* This is based on patients treated on this contract for their most recent course of treatment. Figures in italics indicate the base number of FP17s or Patient Questionnaire responses are less than 100. N/A is shown where the base number of responses is less than 10 during the period. % is calculated as Quantity/Base number*100

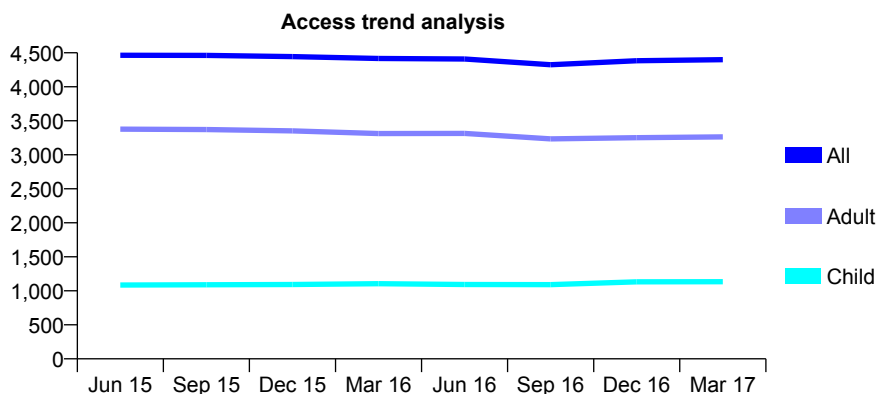
Q46 - Vital Signs At a Glance Contract Report for 139114/0001 - Year end March 2017

Name or company name	The Ivy Dental Practice Ltd
Contract type name	Pilot Contract
Purpose of contract	General
Contract start date	01/04/2010
Contract end date	

16/17 Contracted general activity (UDA)	18,100
Carry forward general activity (UDA)	0
16/17 Contracted orthodontic activity (UOA)	0
Carry forward orthodontic activity (UOA)	0
Baseline contract value	£612,293.04

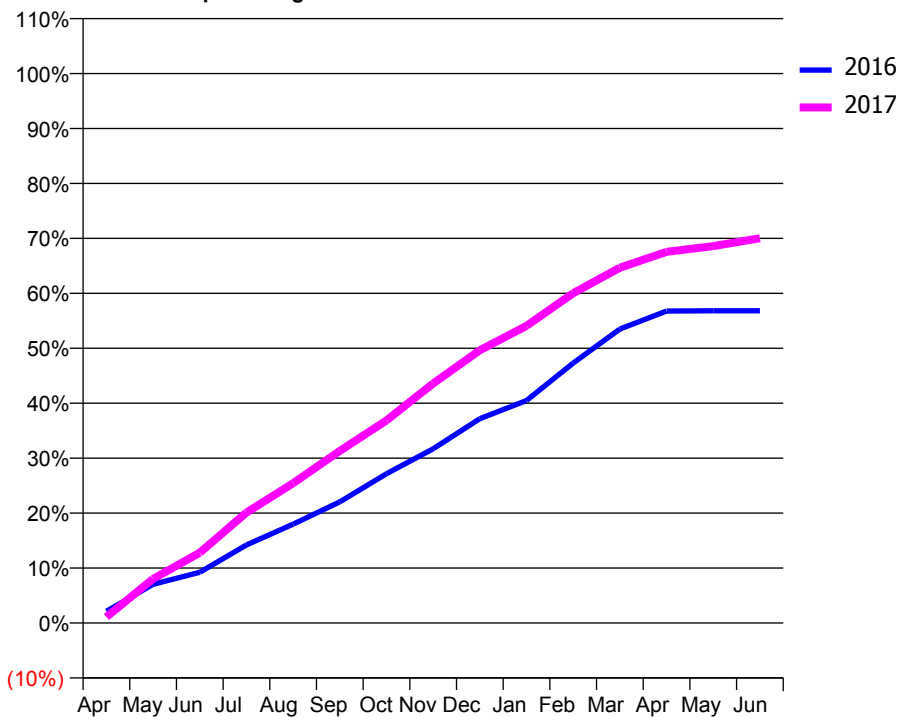
ACCESS*

Patients seen in 24 months	Total	Change since previous quarter
Quarter ending March 2016	4,417	
Quarter ending June 2016	4,408	→
Quarter ending September 2016	4,325	↓
Quarter ending December 2016	4,384	→
Quarter ending March 2017	4,399	→
Variance since March 2016	(0.4%)	→



ACTIVITY

Cumulative percentage of contracted UDA delivered 2016 & 2017



Adjusted Scheduled Activity (UDA)

Month	2016	2017
April	389	200
May	1,274	1,455
June	1,670	2,315
July	2,571	3,638
August	3,257	4,606
September	3,989	5,666
October	4,915	6,672
November	5,740	7,890
December	6,733	8,985
January	7,328	9,790
February	8,564	10,865
March	9,683	11,705
April	10,277	12,228
May	10,285	12,417
June	10,284	12,672

QUALITY

	Quantity	Base Number	Contract	AT	Region	England
% of FP17s for the same patient ID Re-attending within 3 months - Children	171	1,596	10.7%	12.9%	13.3%	12.3%
% of FP17s for the same patient ID Re-attending within 3 months - Adults	708	4,158	17.0%	17.6%	17.3%	16.7%
% of FP17s for the same patient ID Re-attending between 3 & 9 months - Children	797	1,596	49.9%	56.2%	58.9%	57.6%
% of FP17s for the same patient ID Re-attending between 3 & 9 months - Adults	1,714	4,158	41.2%	49.9%	52.2%	50.1%
% of FP17s for Band 1 Urgent Courses	145	5,835	2.5%	10.4%	9.2%	9.1%
% of FP17s Relating to Free Repair or Replacements	78	5,835	1.3%	0.9%	1.0%	0.8%
% of FP17s Relating to Continuations	232	5,835	4.0%	1.3%	1.4%	1.2%
% of Patients satisfied with the dentistry they have received	2	2	N/A	92.1%	93.1%	92.8%
% of Patients satisfied with the time they had to wait for an appointment	1	2	N/A	88.1%	89.5%	88.7%

* This is based on patients treated on this contract for their most recent course of treatment. Figures in italics indicate the base number of FP17s or Patient Questionnaire responses are less than 100. N/A is shown where the base number of responses is less than 10 during the period. % is calculated as Quantity/Base number*100

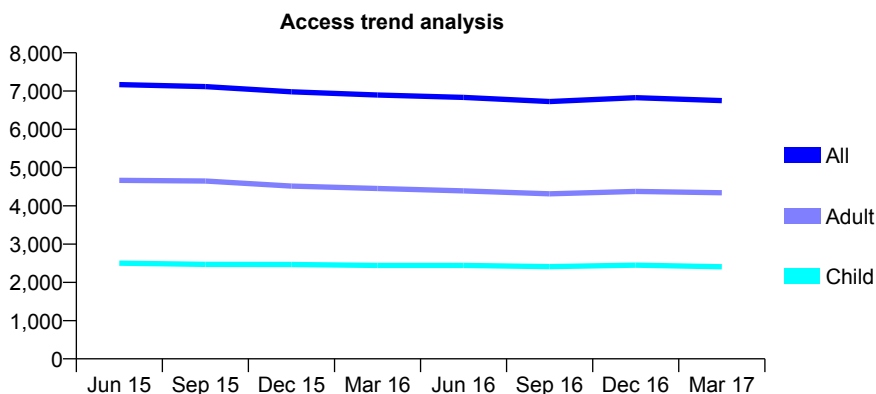
Q46 - Vital Signs At a Glance Contract Report for 139521/0001 - Year end March 2017

Name or company name	JF Scott Dental Surgeon Partnership
Contract type name	GDS Contract
Purpose of contract	General
Contract start date	31/12/2010
Contract end date	

16/17 Contracted general activity (UDA)	25,437
Carry forward general activity (UDA)	-47
16/17 Contracted orthodontic activity (UOA)	0
Carry forward orthodontic activity (UOA)	0
Baseline contract value	£687,541.81

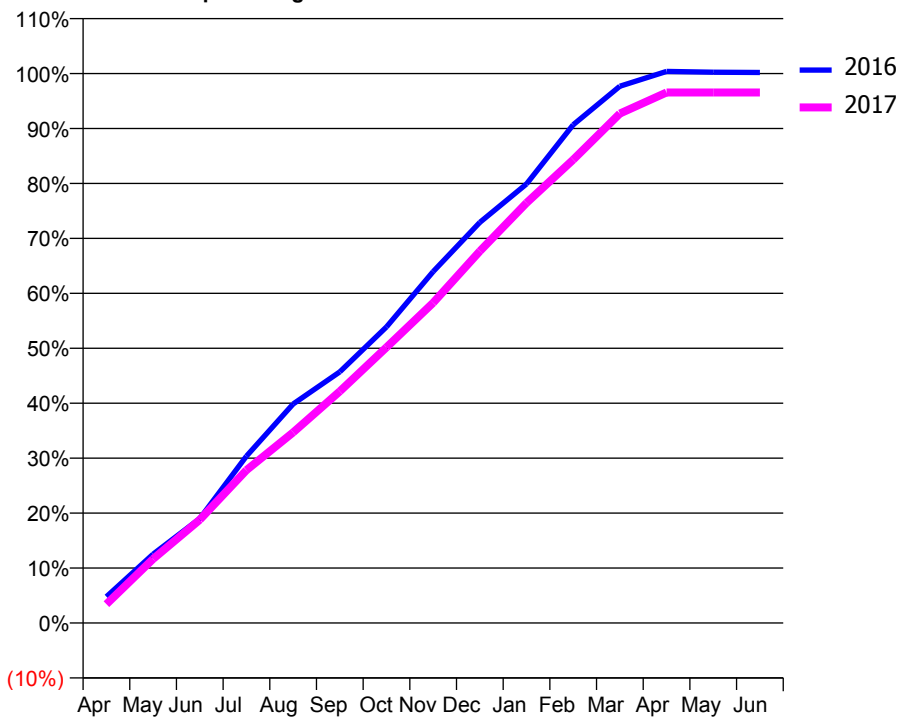
ACCESS*

Patients seen in 24 months	Total	Change since previous quarter
Quarter ending March 2016	6,897	
Quarter ending June 2016	6,834	→
Quarter ending September 2016	6,726	↓
Quarter ending December 2016	6,826	→
Quarter ending March 2017	6,750	↓
Variance since March 2016	(2.1%)	↓



ACTIVITY

Cumulative percentage of contracted UDA delivered 2016 & 2017



Month	Adjusted Scheduled Activity (UDA)	
	2016	2017
April	1,221	871
May	3,190	2,967
June	4,835	4,783
July	7,723	7,077
August	10,136	8,823
September	11,625	10,723
October	13,705	12,761
November	16,268	14,827
December	18,547	17,212
January	20,321	19,449
February	23,063	21,445
March	24,851	23,580
April	25,531	24,558
May	25,496	24,560
June	25,484	24,560

QUALITY

	Quantity	Base Number	Contract	AT	Region	England
% of FP17s for the same patient ID Re-attending within 3 months - Children	263	4,315	6.1%	12.9%	13.3%	12.3%
% of FP17s for the same patient ID Re-attending within 3 months - Adults	888	6,977	12.7%	17.6%	17.3%	16.7%
% of FP17s for the same patient ID Re-attending between 3 & 9 months - Children	3,000	4,315	69.5%	56.2%	58.9%	57.6%
% of FP17s for the same patient ID Re-attending between 3 & 9 months - Adults	4,117	6,977	59.0%	49.9%	52.2%	50.1%
% of FP17s for Band 1 Urgent Courses	822	11,348	7.2%	10.4%	9.2%	9.1%
% of FP17s Relating to Free Repair or Replacements	80	11,348	0.7%	0.9%	1.0%	0.8%
% of FP17s Relating to Continuations	97	11,348	0.9%	1.3%	1.4%	1.2%
% of Patients satisfied with the dentistry they have received	4	5	N/A	92.1%	93.1%	92.8%
% of Patients satisfied with the time they had to wait for an appointment	4	5	N/A	88.1%	89.5%	88.7%

* This is based on patients treated on this contract for their most recent course of treatment. Figures in italics indicate the base number of FP17s or Patient Questionnaire responses are less than 100. N/A is shown where the base number of responses is less than 10 during the period. % is calculated as Quantity/Base number*100

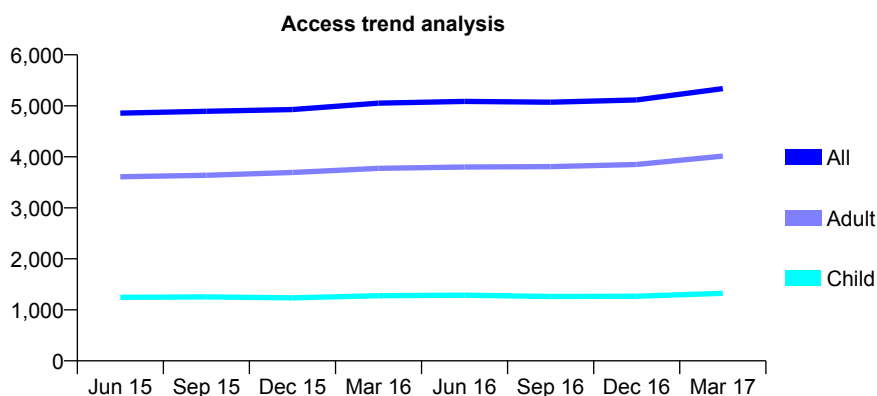
Q46 - Vital Signs At a Glance Contract Report for 139947/0001 - Year end March 2017

Name or company name	Westpoint Dental Centre T/A Marston and t
Contract type name	GDS Contract
Purpose of contract	General
Contract start date	01/04/2010
Contract end date	

16/17 Contracted general activity (UDA)	21,749
Carry forward general activity (UDA)	53
16/17 Contracted orthodontic activity (UOA)	0
Carry forward orthodontic activity (UOA)	0
Baseline contract value	£744,163.12

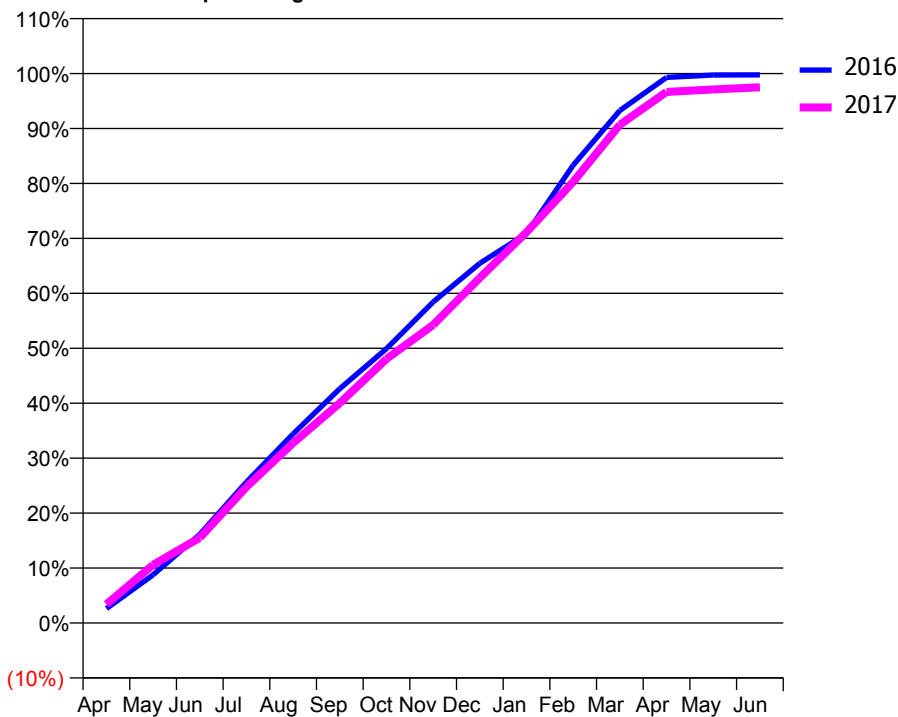
ACCESS*

Patients seen in 24 months	Total	Change since previous quarter
Quarter ending March 2016	5,051	
Quarter ending June 2016	5,086	→
Quarter ending September 2016	5,070	→
Quarter ending December 2016	5,116	→
Quarter ending March 2017	5,337	↑
Variance since March 2016	5.7%	↑



ACTIVITY

Cumulative percentage of contracted UDA delivered 2016 & 2017



Month	Adjusted Scheduled Activity (UDA)	
	2016	2017
April	573	741
May	1,907	2,303
June	3,508	3,373
July	5,583	5,388
August	7,485	7,127
September	9,278	8,706
October	10,861	10,451
November	12,704	11,798
December	14,236	13,660
January	15,416	15,468
February	18,123	17,462
March	20,285	19,720
April	21,595	21,020
May	21,691	21,117
June	21,696	21,203

QUALITY

	Quantity	Base Number	Contract	AT	Region	England
% of FP17s for the same patient ID Re-attending within 3 months - Children	311	2,336	13.3%	12.9%	13.3%	12.3%
% of FP17s for the same patient ID Re-attending within 3 months - Adults	1,984	7,637	26.0%	17.6%	17.3%	16.7%
% of FP17s for the same patient ID Re-attending between 3 & 9 months - Children	1,454	2,336	62.2%	56.2%	58.9%	57.6%
% of FP17s for the same patient ID Re-attending between 3 & 9 months - Adults	4,230	7,637	55.4%	49.9%	52.2%	50.1%
% of FP17s for Band 1 Urgent Courses	1,246	10,011	12.4%	10.4%	9.2%	9.1%
% of FP17s Relating to Free Repair or Replacements	34	10,011	0.3%	0.9%	1.0%	0.8%
% of FP17s Relating to Continuations	12	10,011	0.1%	1.3%	1.4%	1.2%
% of Patients satisfied with the dentistry they have received	3	3	N/A	92.1%	93.1%	92.8%
% of Patients satisfied with the time they had to wait for an appointment	3	3	N/A	88.1%	89.5%	88.7%

* This is based on patients treated on this contract for their most recent course of treatment. Figures in italics indicate the base number of FP17s or Patient Questionnaire responses are less than 100. N/A is shown where the base number of responses is less than 10 during the period. % is calculated as Quantity/Base number*100

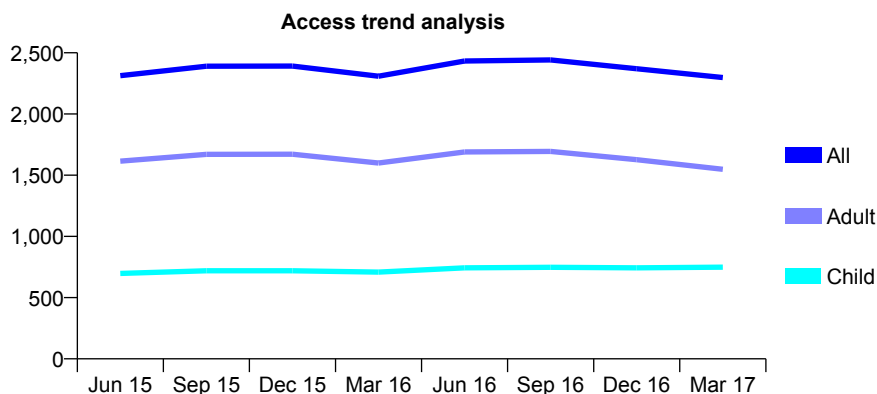
Q46 - Vital Signs At a Glance Contract Report for 140511/0001 - Year end March 2017

Name or company name	Landridge Dental Surgery
Contract type name	GDS Contract
Purpose of contract	General
Contract start date	01/03/2009
Contract end date	

16/17 Contracted general activity (UDA)	6,699
Carry forward general activity (UDA)	-111
16/17 Contracted orthodontic activity (UOA)	0
Carry forward orthodontic activity (UOA)	0
Baseline contract value	£197,204.21

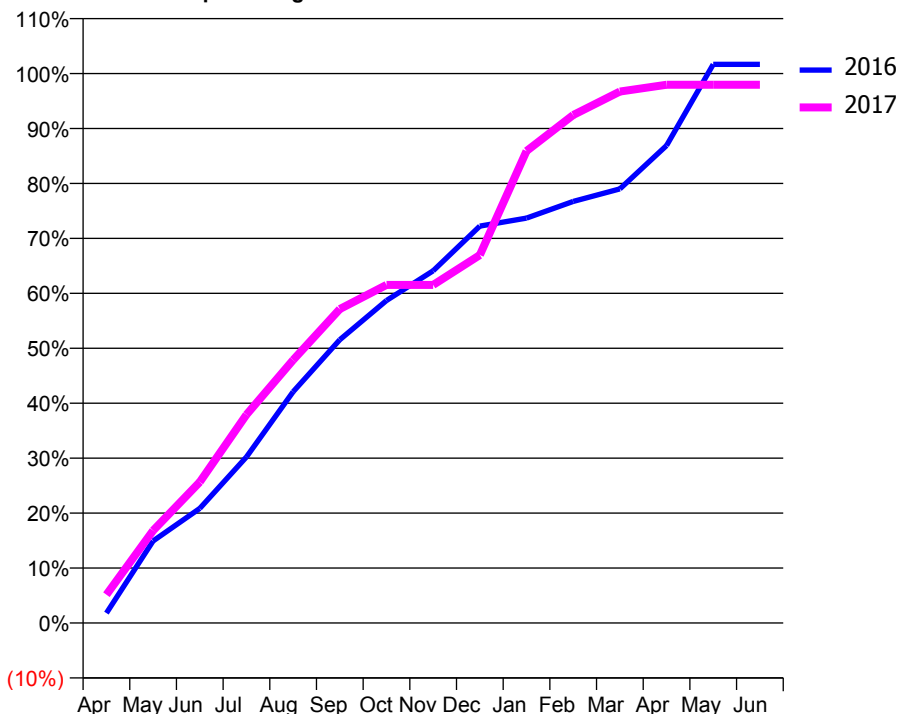
ACCESS*

Patients seen in 24 months	Total	Change since previous quarter
Quarter ending March 2016	2,309	
Quarter ending June 2016	2,433	↑
Quarter ending September 2016	2,442	→
Quarter ending December 2016	2,370	↓
Quarter ending March 2017	2,298	↓
Variance since March 2016	(0.5%)	→



ACTIVITY

Cumulative percentage of contracted UDA delivered 2016 & 2017



Month	Adjusted Scheduled Activity (UDA)	
	2016	2017
April	121	346
May	1,000	1,128
June	1,397	1,719
July	2,025	2,539
August	2,820	3,206
September	3,454	3,827
October	3,931	4,122
November	4,295	4,122
December	4,839	4,486
January	4,936	5,754
February	5,140	6,193
March	5,292	6,479
April	5,821	6,561
May	6,810	6,561
June	6,810	6,561

QUALITY

	Quantity	Base Number	Contract	AT	Region	England
% of FP17s for the same patient ID Re-attending within 3 months - Children	116	1,013	11.5%	12.9%	13.3%	12.3%
% of FP17s for the same patient ID Re-attending within 3 months - Adults	486	2,129	22.8%	17.6%	17.3%	16.7%
% of FP17s for the same patient ID Re-attending between 3 & 9 months - Children	376	1,013	37.1%	56.2%	58.9%	57.6%
% of FP17s for the same patient ID Re-attending between 3 & 9 months - Adults	704	2,129	33.1%	49.9%	52.2%	50.1%
% of FP17s for Band 1 Urgent Courses	547	2,526	21.7%	10.4%	9.2%	9.1%
% of FP17s Relating to Free Repair or Replacements	68	2,526	2.7%	0.9%	1.0%	0.8%
% of FP17s Relating to Continuations	25	2,526	1.0%	1.3%	1.4%	1.2%
% of Patients satisfied with the dentistry they have received	5	6	N/A	92.1%	93.1%	92.8%
% of Patients satisfied with the time they had to wait for an appointment	5	6	N/A	88.1%	89.5%	88.7%

* This is based on patients treated on this contract for their most recent course of treatment. Figures in italics indicate the base number of FP17s or Patient Questionnaire responses are less than 100. N/A is shown where the base number of responses is less than 10 during the period. % is calculated as Quantity/Base number*100

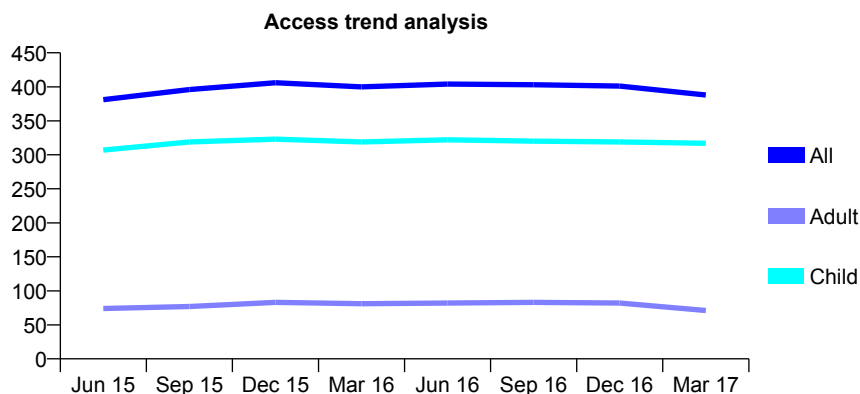
Q46 - Vital Signs At a Glance Contract Report for 141925/0001 - Year end March 2017

Name or company name	MR MA BROWN
Contract type name	GDS Contract
Purpose of contract	General
Contract start date	01/11/2013
Contract end date	

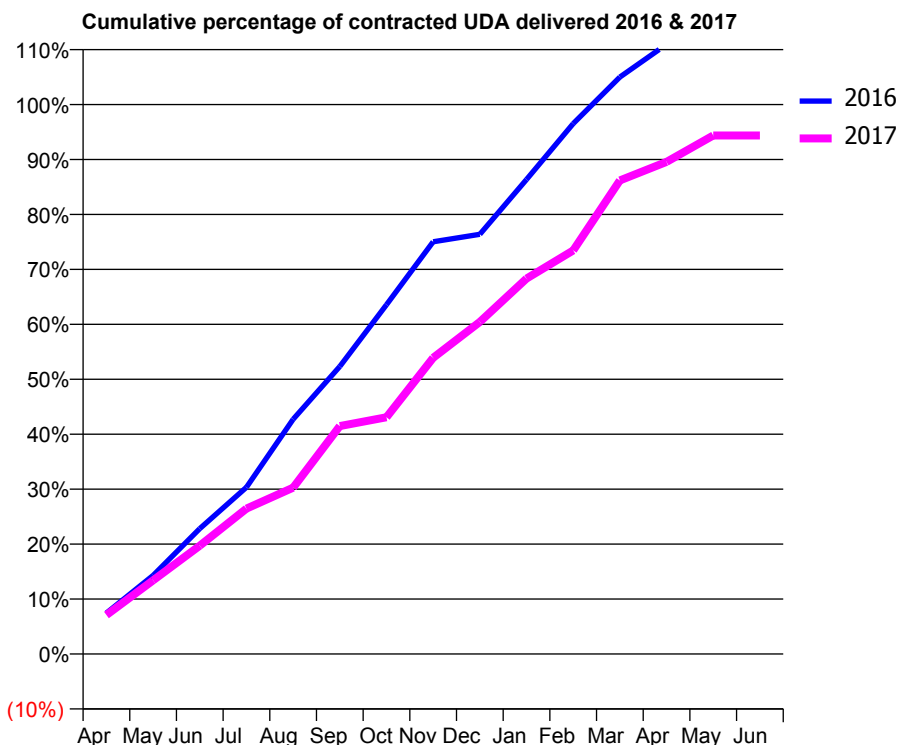
16/17 Contracted general activity (UDA)	875
Carry forward general activity (UDA)	-18
16/17 Contracted orthodontic activity (UOA)	0
Carry forward orthodontic activity (UOA)	0
Baseline contract value	£19,959.82

ACCESS*

Patients seen in 24 months	Total	Change since previous quarter
Quarter ending March 2016	400	
Quarter ending June 2016	404	→
Quarter ending September 2016	403	→
Quarter ending December 2016	401	→
Quarter ending March 2017	388	↓
Variance since March 2016	(3.0%)	↓



ACTIVITY



Month	Adjusted Scheduled Activity (UDA)	
	2016	2017
April	65	62
May	125	117
June	200	173
July	266	232
August	374	265
September	458	363
October	556	377
November	656	472
December	668	529
January	756	598
February	845	643
March	919	754
April	971	784
May	971	826
June	971	826

QUALITY

	Quantity	Base Number	Contract	AT	Region	England
% of FP17s for the same patient ID Re-attending within 3 months - Children	38	559	6.8%	12.9%	13.3%	12.3%
% of FP17s for the same patient ID Re-attending within 3 months - Adults	4	47	8.5%	17.6%	17.3%	16.7%
% of FP17s for the same patient ID Re-attending between 3 & 9 months - Children	393	559	70.3%	56.2%	58.9%	57.6%
% of FP17s for the same patient ID Re-attending between 3 & 9 months - Adults	23	47	48.9%	49.9%	52.2%	50.1%
% of FP17s for Band 1 Urgent Courses	18	609	3.0%	10.4%	9.2%	9.1%
% of FP17s Relating to Free Repair or Replacements	0	609	0.0%	0.9%	1.0%	0.8%
% of FP17s Relating to Continuations	0	609	0.0%	1.3%	1.4%	1.2%
% of Patients satisfied with the dentistry they have received	0	0	N/A	92.1%	93.1%	92.8%
% of Patients satisfied with the time they had to wait for an appointment	0	0	N/A	88.1%	89.5%	88.7%

* This is based on patients treated on this contract for their most recent course of treatment. Figures in italics indicate the base number of FP17s or Patient Questionnaire responses are less than 100. N/A is shown where the base number of responses is less than 10 during the period. % is calculated as Quantity/Base number*100

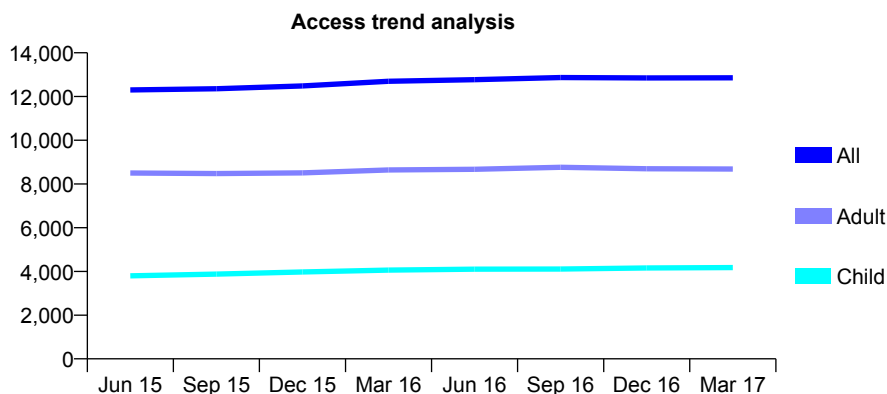
Q46 - Vital Signs At a Glance Contract Report for 141941/0001 - Year end March 2017

Name or company name	Highfield Dental Practice Ltd
Contract type name	GDS Contract
Purpose of contract	General
Contract start date	01/04/2011
Contract end date	

16/17 Contracted general activity (UDA)	36,596
Carry forward general activity (UDA)	-123
16/17 Contracted orthodontic activity (UOA)	0
Carry forward orthodontic activity (UOA)	0
Baseline contract value	£996,832.69

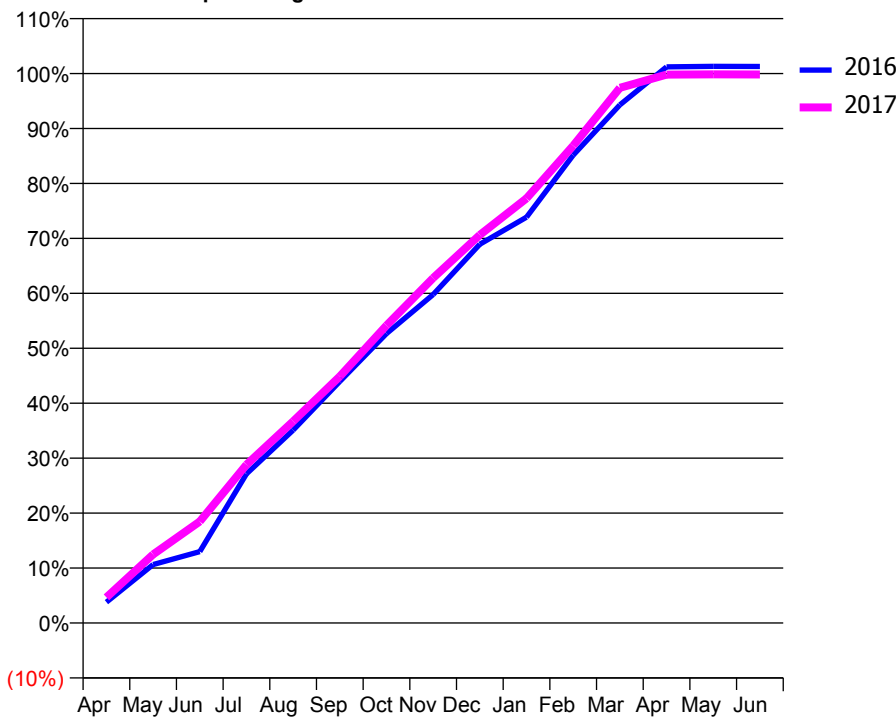
ACCESS*

Patients seen in 24 months	Total	Change since previous quarter
Quarter ending March 2016	12,697	
Quarter ending June 2016	12,771	→
Quarter ending September 2016	12,871	→
Quarter ending December 2016	12,852	→
Quarter ending March 2017	12,856	→
Variance since March 2016	1.3%	→



ACTIVITY

Cumulative percentage of contracted UDA delivered 2016 & 2017



Month	Adjusted Scheduled Activity (UDA)	
	2016	2017
April	1,408	1,712
May	3,947	4,566
June	4,814	6,765
July	10,058	10,550
August	13,017	13,428
September	16,297	16,422
October	19,525	19,821
November	22,165	22,978
December	25,549	25,850
January	27,376	28,285
February	31,562	31,792
March	34,954	35,647
April	37,520	36,519
May	37,552	36,536
June	37,542	36,535

QUALITY

	Quantity	Base Number	Contract	AT	Region	England
% of FP17s for the same patient ID Re-attending within 3 months - Children	573	6,728	8.5%	12.9%	13.3%	12.3%
% of FP17s for the same patient ID Re-attending within 3 months - Adults	2,966	15,381	19.3%	17.6%	17.3%	16.7%
% of FP17s for the same patient ID Re-attending between 3 & 9 months - Children	4,473	6,728	66.5%	56.2%	58.9%	57.6%
% of FP17s for the same patient ID Re-attending between 3 & 9 months - Adults	9,894	15,381	64.3%	49.9%	52.2%	50.1%
% of FP17s for Band 1 Urgent Courses	1,100	19,423	5.7%	10.4%	9.2%	9.1%
% of FP17s Relating to Free Repair or Replacements	287	19,423	1.5%	0.9%	1.0%	0.8%
% of FP17s Relating to Continuations	160	19,423	0.8%	1.3%	1.4%	1.2%
% of Patients satisfied with the dentistry they have received	5	6	N/A	92.1%	93.1%	92.8%
% of Patients satisfied with the time they had to wait for an appointment	6	6	N/A	88.1%	89.5%	88.7%

* This is based on patients treated on this contract for their most recent course of treatment. Figures in italics indicate the base number of FP17s or Patient Questionnaire responses are less than 100. N/A is shown where the base number of responses is less than 10 during the period. % is calculated as Quantity/Base number*100

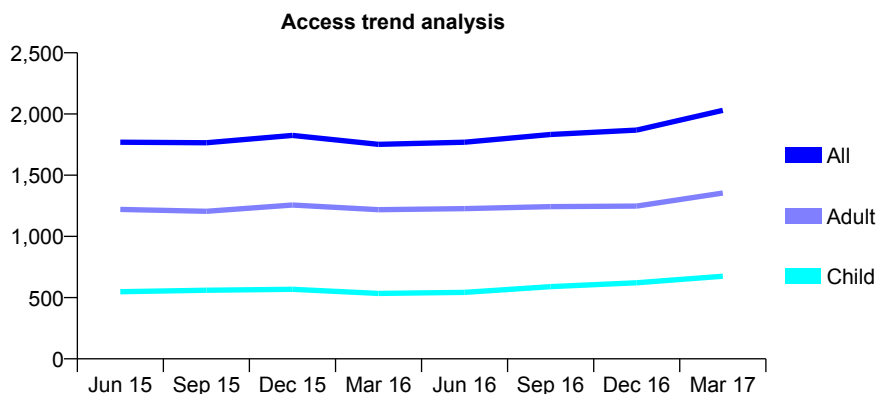
Q46 - Vital Signs At a Glance Contract Report for 145181/0001 - Year end March 2017

Name or company name	MR MO MALIK
Contract type name	GDS Contract
Purpose of contract	General
Contract start date	01/01/2013
Contract end date	

16/17 Contracted general activity (UDA)	6,345
Carry forward general activity (UDA)	420
16/17 Contracted orthodontic activity (UOA)	0
Carry forward orthodontic activity (UOA)	0
Baseline contract value	£156,855.40

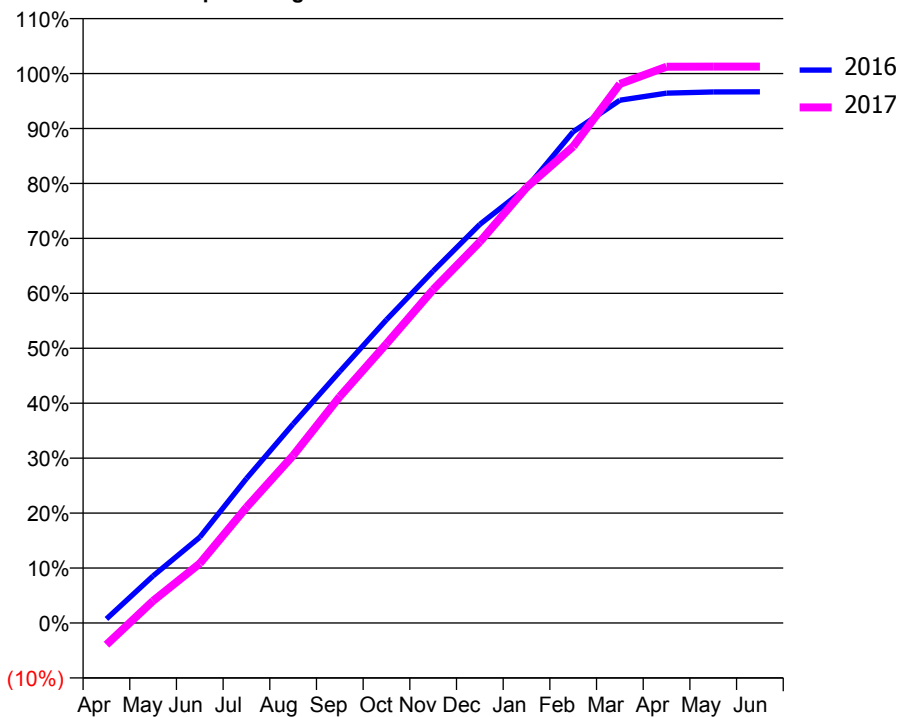
ACCESS*

Patients seen in 24 months	Total	Change since previous quarter
Quarter ending March 2016	1,752	
Quarter ending June 2016	1,770	→
Quarter ending September 2016	1,833	↑
Quarter ending December 2016	1,869	→
Quarter ending March 2017	2,030	↑
Variance since March 2016	15.9%	↑



ACTIVITY

Cumulative percentage of contracted UDA delivered 2016 & 2017



Month	Adjusted Scheduled Activity (UDA)	
	2016	2017
April	49	-252
May	568	257
June	1,034	688
July	1,742	1,336
August	2,399	1,935
September	3,033	2,615
October	3,657	3,226
November	4,244	3,851
December	4,806	4,401
January	5,247	5,030
February	5,923	5,502
March	6,303	6,225
April	6,387	6,423
May	6,403	6,425
June	6,404	6,425

QUALITY

	Quantity	Base Number	Contract	AT	Region	England
% of FP17s for the same patient ID Re-attending within 3 months - Children	125	769	16.3%	12.9%	13.3%	12.3%
% of FP17s for the same patient ID Re-attending within 3 months - Adults	324	1,506	21.5%	17.6%	17.3%	16.7%
% of FP17s for the same patient ID Re-attending between 3 & 9 months - Children	190	769	24.7%	56.2%	58.9%	57.6%
% of FP17s for the same patient ID Re-attending between 3 & 9 months - Adults	382	1,506	25.4%	49.9%	52.2%	50.1%
% of FP17s for Band 1 Urgent Courses	384	2,297	16.7%	10.4%	9.2%	9.1%
% of FP17s Relating to Free Repair or Replacements	0	2,297	0.0%	0.9%	1.0%	0.8%
% of FP17s Relating to Continuations	0	2,297	0.0%	1.3%	1.4%	1.2%
% of Patients satisfied with the dentistry they have received	3	4	N/A	92.1%	93.1%	92.8%
% of Patients satisfied with the time they had to wait for an appointment	2	4	N/A	88.1%	89.5%	88.7%

* This is based on patients treated on this contract for their most recent course of treatment. Figures in italics indicate the base number of FP17s or Patient Questionnaire responses are less than 100. N/A is shown where the base number of responses is less than 10 during the period. % is calculated as Quantity/Base number*100

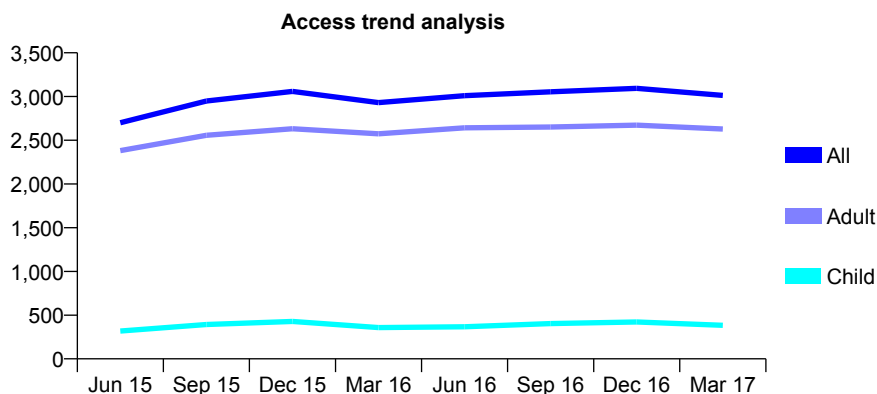
Q46 - Vital Signs At a Glance Contract Report for 145424/0001 - Year end March 2017

Name or company name	Goose Green Dental Practice
Contract type name	GDS Contract
Purpose of contract	General
Contract start date	24/07/2013
Contract end date	

16/17 Contracted general activity (UDA)	8,214
Carry forward general activity (UDA)	-164
16/17 Contracted orthodontic activity (UOA)	0
Carry forward orthodontic activity (UOA)	0
Baseline contract value	£200,809.74

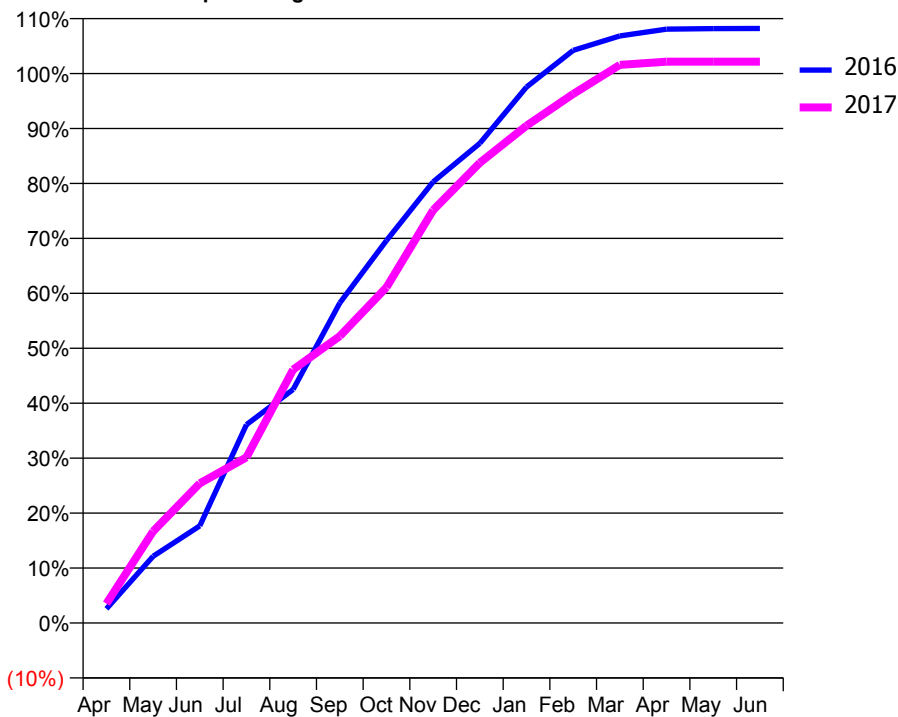
ACCESS*

Patients seen in 24 months	Total	Change since previous quarter
Quarter ending March 2016	2,931	
Quarter ending June 2016	3,009	↑
Quarter ending September 2016	3,054	→
Quarter ending December 2016	3,093	→
Quarter ending March 2017	3,012	↓
Variance since March 2016	2.8%	↑



ACTIVITY

Cumulative percentage of contracted UDA delivered 2016 & 2017



Month	Adjusted Scheduled Activity (UDA)	
	2016	2017
April	212	291
May	997	1,370
June	1,452	2,089
July	2,966	2,477
August	3,490	3,787
September	4,786	4,289
October	5,718	5,019
November	6,595	6,171
December	7,172	6,880
January	8,012	7,433
February	8,560	7,909
March	8,776	8,343
April	8,878	8,390
May	8,885	8,391
June	8,888	8,391

QUALITY

	Quantity	Base Number	Contract	AT	Region	England
% of FP17s for the same patient ID Re-attending within 3 months - Children	15	665	2.3%	12.9%	13.3%	12.3%
% of FP17s for the same patient ID Re-attending within 3 months - Adults	506	3,888	13.0%	17.6%	17.3%	16.7%
% of FP17s for the same patient ID Re-attending between 3 & 9 months - Children	342	665	51.4%	56.2%	58.9%	57.6%
% of FP17s for the same patient ID Re-attending between 3 & 9 months - Adults	1,963	3,888	50.5%	49.9%	52.2%	50.1%
% of FP17s for Band 1 Urgent Courses	301	4,502	6.7%	10.4%	9.2%	9.1%
% of FP17s Relating to Free Repair or Replacements	146	4,502	3.2%	0.9%	1.0%	0.8%
% of FP17s Relating to Continuations	13	4,502	0.3%	1.3%	1.4%	1.2%
% of Patients satisfied with the dentistry they have received	6	8	N/A	92.1%	93.1%	92.8%
% of Patients satisfied with the time they had to wait for an appointment	7	8	N/A	88.1%	89.5%	88.7%

* This is based on patients treated on this contract for their most recent course of treatment. Figures in italics indicate the base number of FP17s or Patient Questionnaire responses are less than 100. N/A is shown where the base number of responses is less than 10 during the period. % is calculated as Quantity/Base number*100

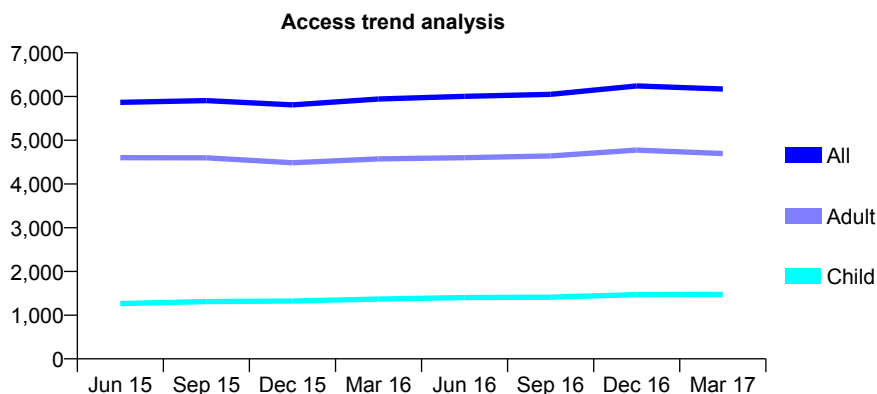
Q46 - Vital Signs At a Glance Contract Report for 146250/0001 - Year end March 2017

Name or company name	MR MOHAMMED AL-HIMDANI
Contract type name	GDS Contract
Purpose of contract	General
Contract start date	01/10/2009
Contract end date	

16/17 Contracted general activity (UDA)	15,065
Carry forward general activity (UDA)	-177
16/17 Contracted orthodontic activity (UOA)	0
Carry forward orthodontic activity (UOA)	0
Baseline contract value	£466,923.57

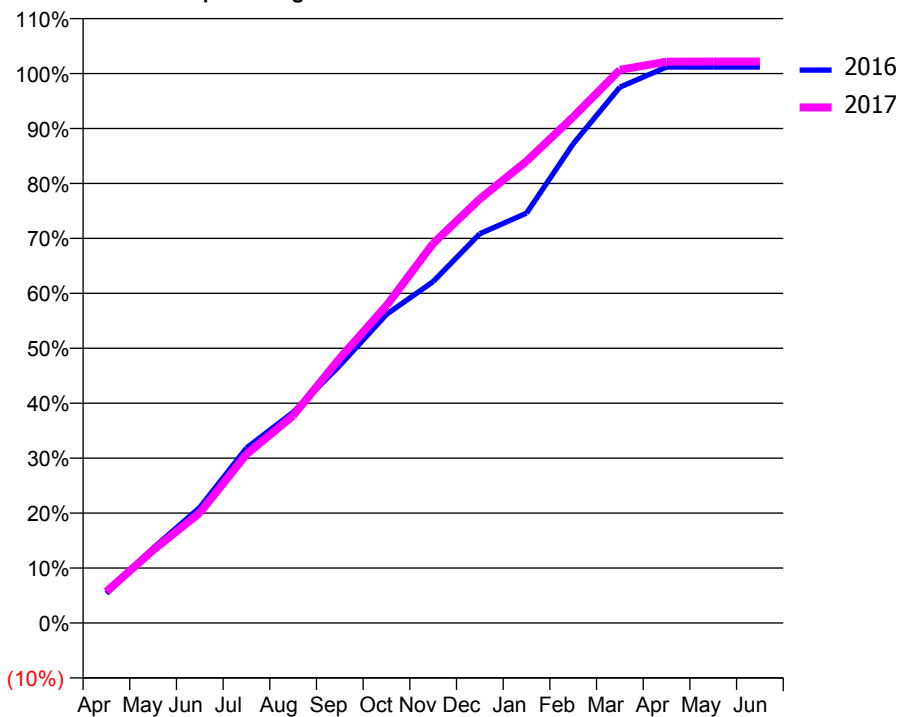
ACCESS*

Patients seen in 24 months	Total	Change since previous quarter
Quarter ending March 2016	5,942	
Quarter ending June 2016	6,003	→
Quarter ending September 2016	6,050	→
Quarter ending December 2016	6,243	↑
Quarter ending March 2017	6,171	↓
Variance since March 2016	3.9%	↑



ACTIVITY

Cumulative percentage of contracted UDA delivered 2016 & 2017



Adjusted Scheduled Activity (UDA)

Month	2016	2017
April	809	861
May	2,053	2,000
June	3,168	3,022
July	4,800	4,626
August	5,777	5,687
September	7,060	7,257
October	8,460	8,702
November	9,361	10,406
December	10,672	11,627
January	11,236	12,661
February	13,138	13,876
March	14,692	15,167
April	15,241	15,389
May	15,242	15,391
June	15,242	15,391

QUALITY

	Quantity	Base Number	Contract	AT	Region	England
% of FP17s for the same patient ID Re-attending within 3 months - Children	126	1,838	6.9%	12.9%	13.3%	12.3%
% of FP17s for the same patient ID Re-attending within 3 months - Adults	615	4,882	12.6%	17.6%	17.3%	16.7%
% of FP17s for the same patient ID Re-attending between 3 & 9 months - Children	871	1,838	47.4%	56.2%	58.9%	57.6%
% of FP17s for the same patient ID Re-attending between 3 & 9 months - Adults	1,540	4,882	31.5%	49.9%	52.2%	50.1%
% of FP17s for Band 1 Urgent Courses	689	6,627	10.4%	10.4%	9.2%	9.1%
% of FP17s Relating to Free Repair or Replacements	53	6,627	0.8%	0.9%	1.0%	0.8%
% of FP17s Relating to Continuations	119	6,627	1.8%	1.3%	1.4%	1.2%
% of Patients satisfied with the dentistry they have received	3	4	N/A	92.1%	93.1%	92.8%
% of Patients satisfied with the time they had to wait for an appointment	4	4	N/A	88.1%	89.5%	88.7%

* This is based on patients treated on this contract for their most recent course of treatment. Figures in italics indicate the base number of FP17s or Patient Questionnaire responses are less than 100. N/A is shown where the base number of responses is less than 10 during the period. % is calculated as Quantity/Base number*100

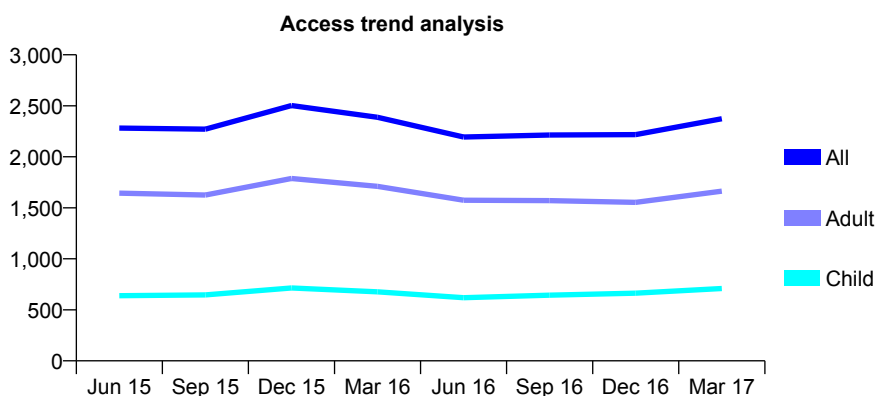
Q46 - Vital Signs At a Glance Contract Report for 148431/0001 - Year end March 2017

Name or company name	Park House Lees
Contract type name	GDS Contract
Purpose of contract	General
Contract start date	01/04/2013
Contract end date	

16/17 Contracted general activity (UDA)	11,410
Carry forward general activity (UDA)	-101
16/17 Contracted orthodontic activity (UOA)	0
Carry forward orthodontic activity (UOA)	0
Baseline contract value	£322,834.63

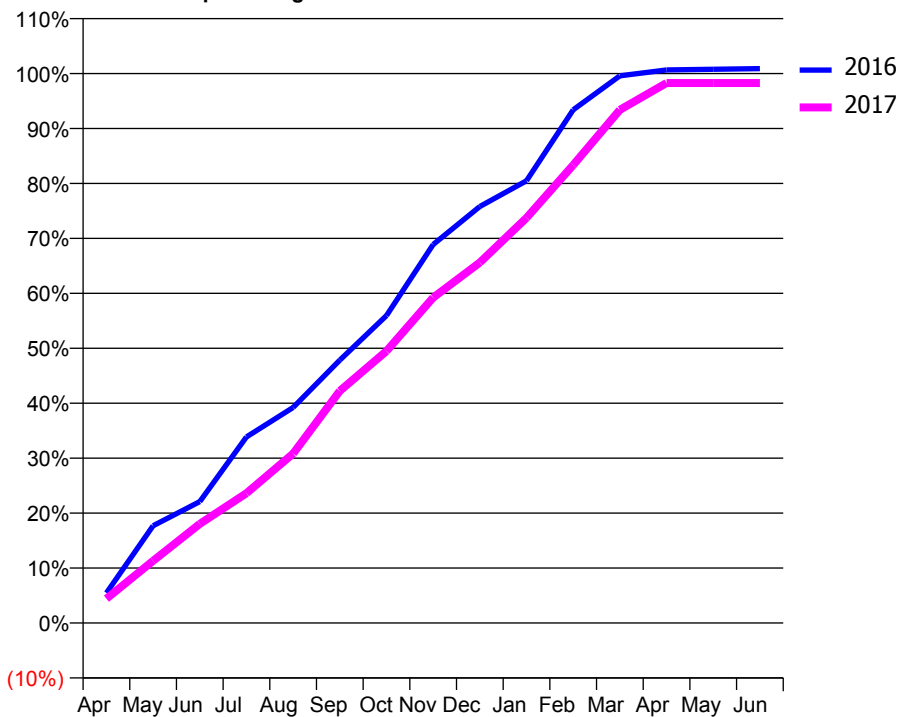
ACCESS*

Patients seen in 24 months	Total	Change since previous quarter
Quarter ending March 2016	2,387	
Quarter ending June 2016	2,194	↓
Quarter ending September 2016	2,214	→
Quarter ending December 2016	2,217	→
Quarter ending March 2017	2,373	↑
Variance since March 2016	(0.6%)	→



ACTIVITY

Cumulative percentage of contracted UDA delivered 2016 & 2017



Month	Adjusted Scheduled Activity (UDA)	
	2016	2017
April	625	506
May	2,020	1,291
June	2,520	2,058
July	3,865	2,695
August	4,476	3,517
September	5,458	4,819
October	6,384	5,647
November	7,859	6,758
December	8,647	7,485
January	9,182	8,414
February	10,656	9,511
March	11,363	10,656
April	11,485	11,212
May	11,498	11,212
June	11,511	11,212

QUALITY

	Quantity	Base Number	Contract	AT	Region	England
% of FP17s for the same patient ID Re-attending within 3 months - Children	129	1,126	11.5%	12.9%	13.3%	12.3%
% of FP17s for the same patient ID Re-attending within 3 months - Adults	329	1,962	16.8%	17.6%	17.3%	16.7%
% of FP17s for the same patient ID Re-attending between 3 & 9 months - Children	580	1,126	51.5%	56.2%	58.9%	57.6%
% of FP17s for the same patient ID Re-attending between 3 & 9 months - Adults	790	1,962	40.3%	49.9%	52.2%	50.1%
% of FP17s for Band 1 Urgent Courses	185	3,189	5.8%	10.4%	9.2%	9.1%
% of FP17s Relating to Free Repair or Replacements	10	3,189	0.3%	0.9%	1.0%	0.8%
% of FP17s Relating to Continuations	78	3,189	2.4%	1.3%	1.4%	1.2%
% of Patients satisfied with the dentistry they have received	0	2	N/A	92.1%	93.1%	92.8%
% of Patients satisfied with the time they had to wait for an appointment	0	2	N/A	88.1%	89.5%	88.7%

* This is based on patients treated on this contract for their most recent course of treatment. Figures in italics indicate the base number of FP17s or Patient Questionnaire responses are less than 100. N/A is shown where the base number of responses is less than 10 during the period. % is calculated as Quantity/Base number*100

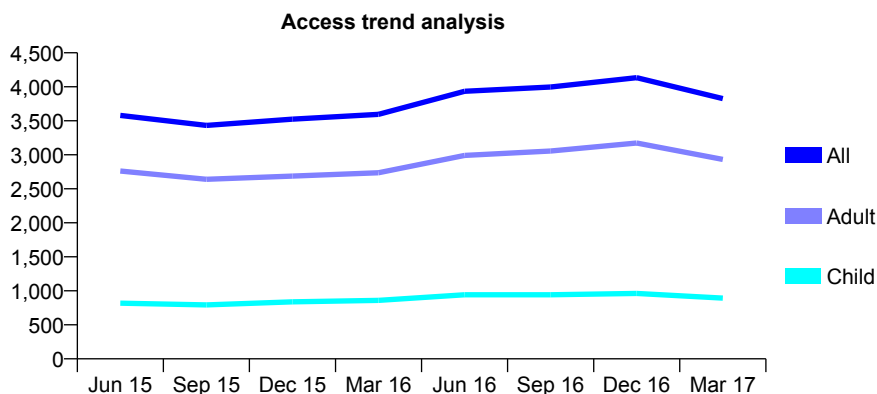
Q46 - Vital Signs At a Glance Contract Report for 149357/0001 - Year end March 2017

Name or company name	DHS Dental Practices Limited
Contract type name	GDS Contract
Purpose of contract	General
Contract start date	01/11/2010
Contract end date	

16/17 Contracted general activity (UDA)	10,000
Carry forward general activity (UDA)	0
16/17 Contracted orthodontic activity (UOA)	0
Carry forward orthodontic activity (UOA)	0
Baseline contract value	£297,618.75

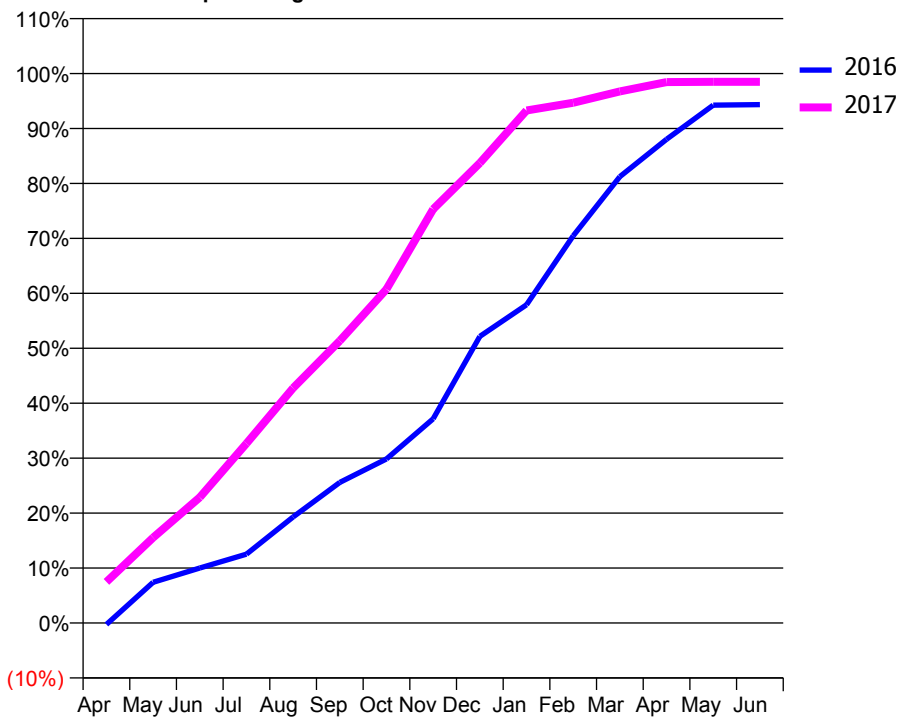
ACCESS*

Patients seen in 24 months	Total	Change since previous quarter
Quarter ending March 2016	3,595	
Quarter ending June 2016	3,935	↑
Quarter ending September 2016	3,998	→
Quarter ending December 2016	4,135	↑
Quarter ending March 2017	3,826	↓
Variance since March 2016	6.4%	↑



ACTIVITY

Cumulative percentage of contracted UDA delivered 2016 & 2017



Adjusted Scheduled Activity (UDA)

Month	2016	2017
April	-28	748
May	742	1,554
June	1,001	2,288
July	1,253	3,266
August	1,931	4,276
September	2,558	5,136
October	2,986	6,075
November	3,716	7,531
December	5,216	8,371
January	5,791	9,327
February	7,046	9,468
March	8,122	9,675
April	8,803	9,844
May	9,425	9,848
June	9,434	9,850

QUALITY

	Quantity	Base Number	Contract	AT	Region	England
% of FP17s for the same patient ID Re-attending within 3 months - Children	54	1,068	5.1%	12.9%	13.3%	12.3%
% of FP17s for the same patient ID Re-attending within 3 months - Adults	462	3,408	13.6%	17.6%	17.3%	16.7%
% of FP17s for the same patient ID Re-attending between 3 & 9 months - Children	457	1,068	42.8%	56.2%	58.9%	57.6%
% of FP17s for the same patient ID Re-attending between 3 & 9 months - Adults	1,165	3,408	34.2%	49.9%	52.2%	50.1%
% of FP17s for Band 1 Urgent Courses	388	4,066	9.5%	10.4%	9.2%	9.1%
% of FP17s Relating to Free Repair or Replacements	9	4,066	0.2%	0.9%	1.0%	0.8%
% of FP17s Relating to Continuations	70	4,066	1.7%	1.3%	1.4%	1.2%
% of Patients satisfied with the dentistry they have received	6	8	N/A	92.1%	93.1%	92.8%
% of Patients satisfied with the time they had to wait for an appointment	7	8	N/A	88.1%	89.5%	88.7%

* This is based on patients treated on this contract for their most recent course of treatment. Figures in italics indicate the base number of FP17s or Patient Questionnaire responses are less than 100. N/A is shown where the base number of responses is less than 10 during the period. % is calculated as Quantity/Base number*100

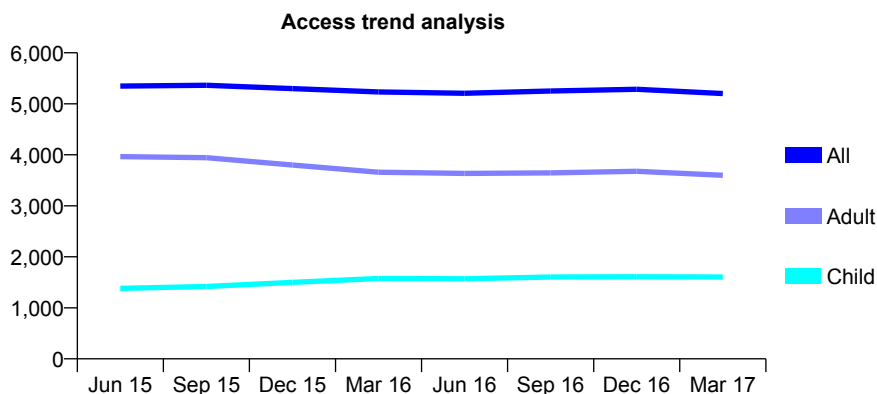
Q46 - Vital Signs At a Glance Contract Report for 150177/0001 - Year end March 2017

Name or company name	G & L Askins Ltd
Contract type name	GDS Contract
Purpose of contract	General
Contract start date	06/12/2010
Contract end date	

16/17 Contracted general activity (UDA)	16,498
Carry forward general activity (UDA)	308
16/17 Contracted orthodontic activity (UOA)	0
Carry forward orthodontic activity (UOA)	0
Baseline contract value	£405,285.23

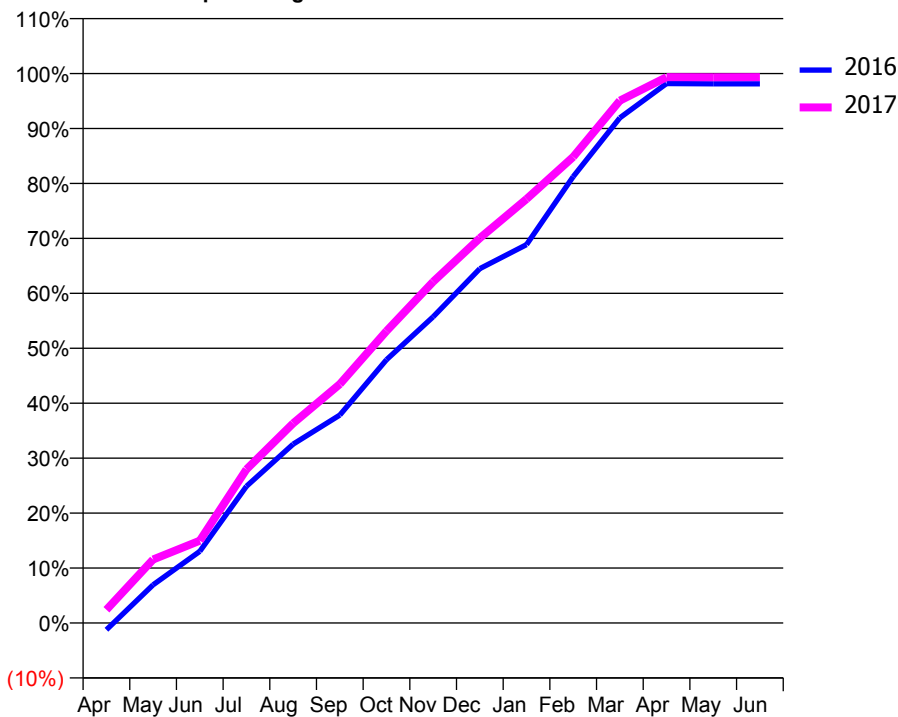
ACCESS*

Patients seen in 24 months	Total	Change since previous quarter
Quarter ending March 2016	5,233	
Quarter ending June 2016	5,206	→
Quarter ending September 2016	5,251	→
Quarter ending December 2016	5,286	→
Quarter ending March 2017	5,202	↓
Variance since March 2016	(0.6%)	→



ACTIVITY

Cumulative percentage of contracted UDA delivered 2016 & 2017



Month	Adjusted Scheduled Activity (UDA)	
	2016	2017
April	-206	397
May	1,147	1,906
June	2,154	2,470
July	4,106	4,616
August	5,372	5,995
September	6,244	7,172
October	7,905	8,766
November	9,194	10,249
December	10,638	11,558
January	11,359	12,729
February	13,400	13,996
March	15,169	15,685
April	16,195	16,390
May	16,189	16,383
June	16,190	16,387

QUALITY

	Quantity	Base Number	Contract	AT	Region	England
% of FP17s for the same patient ID Re-attending within 3 months - Children	144	2,427	5.9%	12.9%	13.3%	12.3%
% of FP17s for the same patient ID Re-attending within 3 months - Adults	910	5,624	16.2%	17.6%	17.3%	16.7%
% of FP17s for the same patient ID Re-attending between 3 & 9 months - Children	1,509	2,427	62.2%	56.2%	58.9%	57.6%
% of FP17s for the same patient ID Re-attending between 3 & 9 months - Adults	3,226	5,624	57.4%	49.9%	52.2%	50.1%
% of FP17s for Band 1 Urgent Courses	510	7,936	6.4%	10.4%	9.2%	9.1%
% of FP17s Relating to Free Repair or Replacements	85	7,936	1.1%	0.9%	1.0%	0.8%
% of FP17s Relating to Continuations	49	7,936	0.6%	1.3%	1.4%	1.2%
% of Patients satisfied with the dentistry they have received	6	6	N/A	92.1%	93.1%	92.8%
% of Patients satisfied with the time they had to wait for an appointment	6	6	N/A	88.1%	89.5%	88.7%

* This is based on patients treated on this contract for their most recent course of treatment. Figures in italics indicate the base number of FP17s or Patient Questionnaire responses are less than 100. N/A is shown where the base number of responses is less than 10 during the period. % is calculated as Quantity/Base number*100

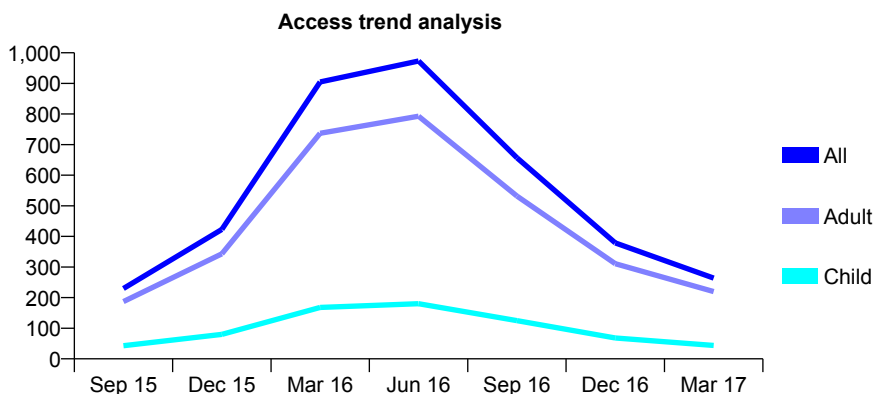
Q46 - Vital Signs At a Glance Contract Report for 150509/0001 - Year end March 2017

Name or company name	MR IG HUGHES
Contract type name	GDS Contract
Purpose of contract	General
Contract start date	03/08/2015
Contract end date	30/06/2016

16/17 Contracted general activity (UDA)	826
Carry forward general activity (UDA)	0
16/17 Contracted orthodontic activity (UOA)	0
Carry forward orthodontic activity (UOA)	0
Baseline contract value	£22,948.01

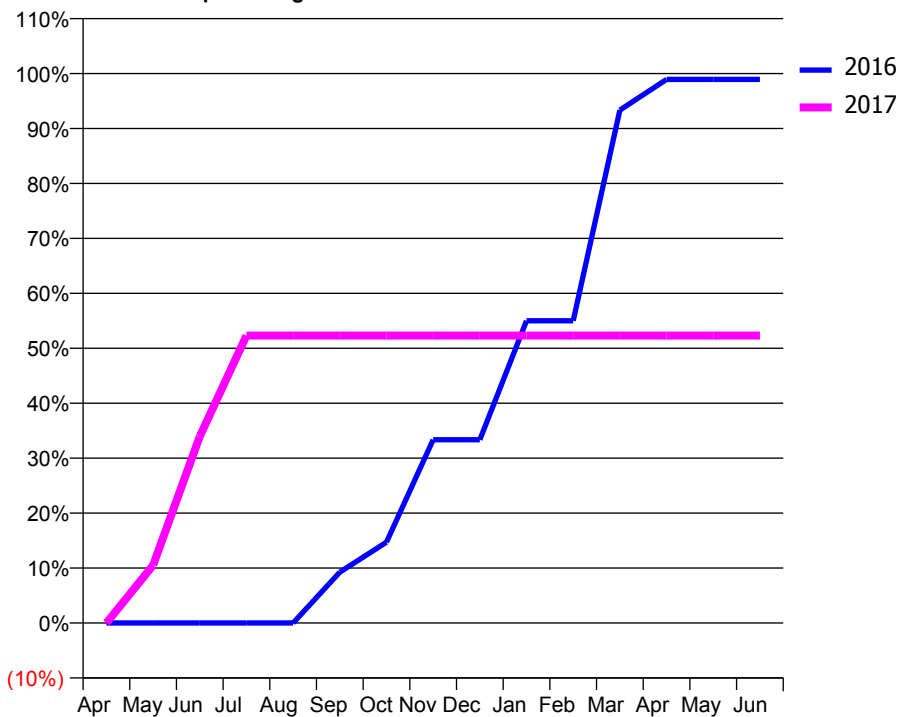
ACCESS*

Patients seen in 24 months	Total	Change since previous quarter
Quarter ending March 2016	905	
Quarter ending June 2016	973	↑
Quarter ending September 2016	657	↓
Quarter ending December 2016	379	↓
Quarter ending March 2017	264	↓
Variance since March 2016	(70.8%)	↓



ACTIVITY

Cumulative percentage of contracted UDA delivered 2016 & 2017



Month	Adjusted Scheduled Activity (UDA)	
	2016	2017
April	0	0
May	0	87
June	0	281
July	0	432
August	0	432
September	202	432
October	321	432
November	728	432
December	728	432
January	1,200	432
February	1,200	432
March	2,037	432
April	2,158	432
May	2,158	432
June	2,158	432

QUALITY

	Quantity	Base Number	Contract	AT	Region	England
% of FP17s for the same patient ID Re-attending within 3 months - Children	1	51	2.0%	12.9%	13.3%	12.3%
% of FP17s for the same patient ID Re-attending within 3 months - Adults	29	252	11.5%	17.6%	17.3%	16.7%
% of FP17s for the same patient ID Re-attending between 3 & 9 months - Children	22	51	43.1%	56.2%	58.9%	57.6%
% of FP17s for the same patient ID Re-attending between 3 & 9 months - Adults	118	252	46.8%	49.9%	52.2%	50.1%
% of FP17s for Band 1 Urgent Courses	25	244	10.2%	10.4%	9.2%	9.1%
% of FP17s Relating to Free Repair or Replacements	1	244	0.4%	0.9%	1.0%	0.8%
% of FP17s Relating to Continuations	5	244	2.0%	1.3%	1.4%	1.2%
% of Patients satisfied with the dentistry they have received	1	1	N/A	92.1%	93.1%	92.8%
% of Patients satisfied with the time they had to wait for an appointment	1	1	N/A	88.1%	89.5%	88.7%

* This is based on patients treated on this contract for their most recent course of treatment. Figures in italics indicate the base number of FP17s or Patient Questionnaire responses are less than 100. N/A is shown where the base number of responses is less than 10 during the period. % is calculated as Quantity/Base number*100

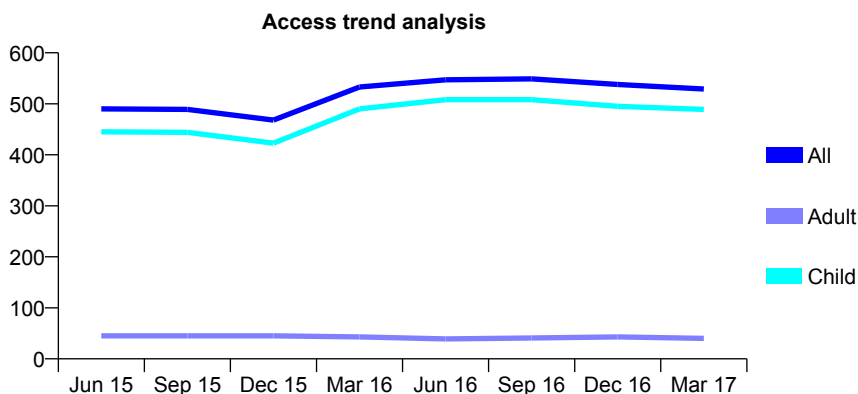
Q46 - Vital Signs At a Glance Contract Report for 150657/0001 - Year end March 2017

Name or company name	Harwood Dental Care
Contract type name	GDS Contract
Purpose of contract	General
Contract start date	01/09/2013
Contract end date	

16/17 Contracted general activity (UDA)	1,100
Carry forward general activity (UDA)	-21
16/17 Contracted orthodontic activity (UOA)	0
Carry forward orthodontic activity (UOA)	0
Baseline contract value	£19,945.86

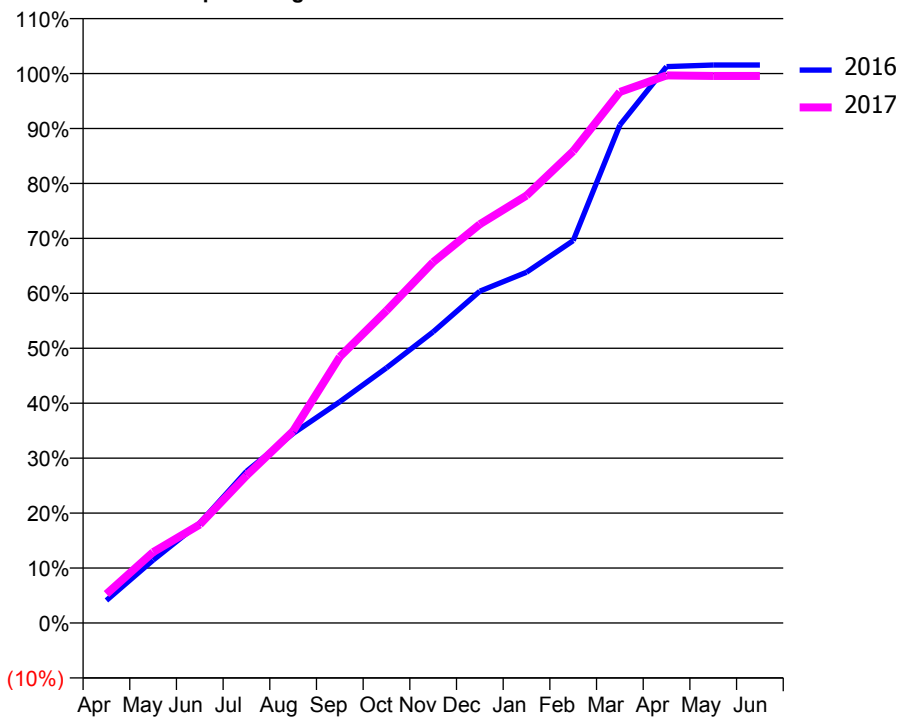
ACCESS*

Patients seen in 24 months	Total	Change since previous quarter
Quarter ending March 2016	533	
Quarter ending June 2016	547	↑
Quarter ending September 2016	549	→
Quarter ending December 2016	538	↓
Quarter ending March 2017	529	↓
Variance since March 2016	(0.8%)	→



ACTIVITY

Cumulative percentage of contracted UDA delivered 2016 & 2017



Month	Adjusted Scheduled Activity (UDA)	
	2016	2017
April	53	58
May	149	142
June	237	197
July	359	295
August	448	384
September	524	533
October	604	625
November	689	722
December	785	798
January	830	856
February	905	945
March	1,178	1,063
April	1,316	1,096
May	1,320	1,095
June	1,320	1,095

QUALITY

	Quantity	Base Number	Contract	AT	Region	England
% of FP17s for the same patient ID Re-attending within 3 months - Children	56	862	6.5%	12.9%	13.3%	12.3%
% of FP17s for the same patient ID Re-attending within 3 months - Adults	7	27	25.9%	17.6%	17.3%	16.7%
% of FP17s for the same patient ID Re-attending between 3 & 9 months - Children	643	862	74.6%	56.2%	58.9%	57.6%
% of FP17s for the same patient ID Re-attending between 3 & 9 months - Adults	13	27	48.1%	49.9%	52.2%	50.1%
% of FP17s for Band 1 Urgent Courses	41	834	4.9%	10.4%	9.2%	9.1%
% of FP17s Relating to Free Repair or Replacements	1	834	0.1%	0.9%	1.0%	0.8%
% of FP17s Relating to Continuations	0	834	0.0%	1.3%	1.4%	1.2%
% of Patients satisfied with the dentistry they have received	1	1	N/A	92.1%	93.1%	92.8%
% of Patients satisfied with the time they had to wait for an appointment	1	1	N/A	88.1%	89.5%	88.7%

* This is based on patients treated on this contract for their most recent course of treatment. Figures in italics indicate the base number of FP17s or Patient Questionnaire responses are less than 100. N/A is shown where the base number of responses is less than 10 during the period. % is calculated as Quantity/Base number*100

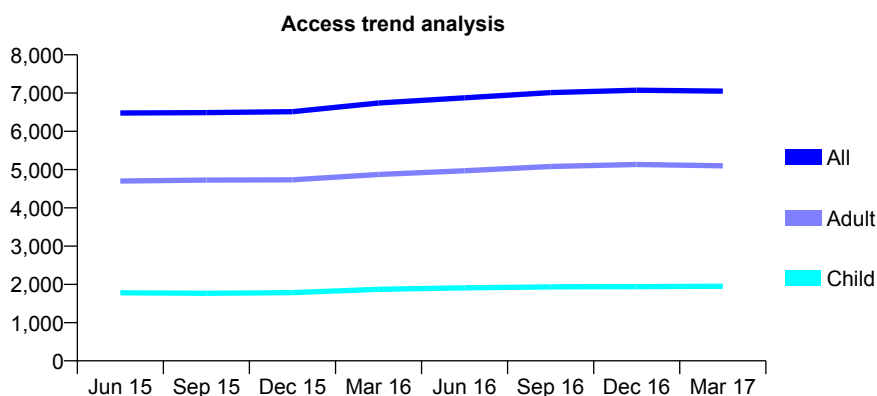
Q46 - Vital Signs At a Glance Contract Report for 151106/0001 - Year end March 2017

Name or company name	Langley Dental Practice Ltd
Contract type name	GDS Contract
Purpose of contract	General
Contract start date	01/04/2008
Contract end date	

16/17 Contracted general activity (UDA)	20,092
Carry forward general activity (UDA)	263
16/17 Contracted orthodontic activity (UOA)	0
Carry forward orthodontic activity (UOA)	0
Baseline contract value	£564,337.72

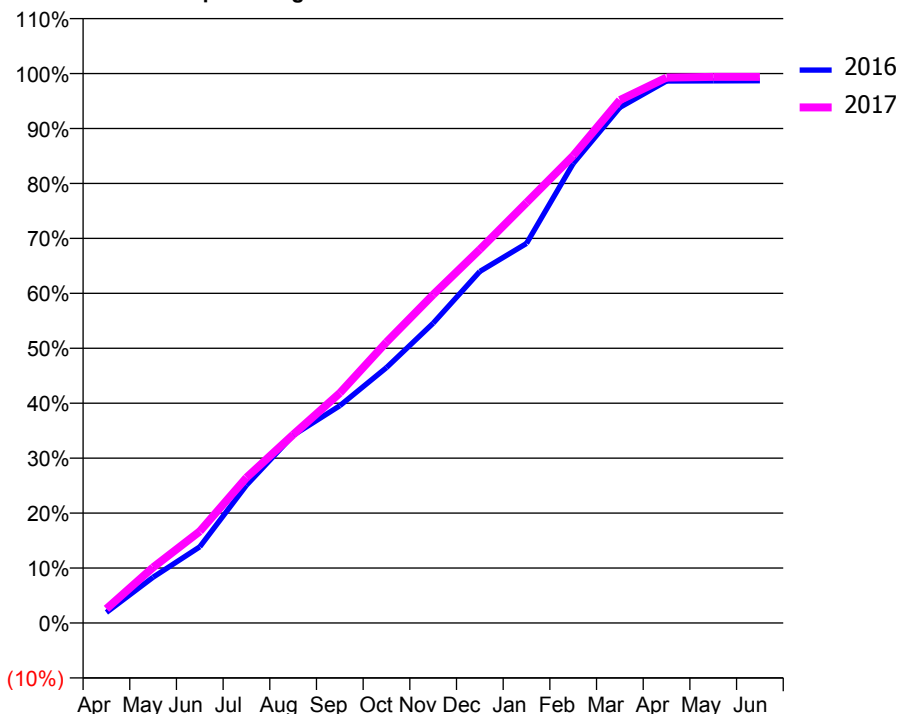
ACCESS*

Patients seen in 24 months	Total	Change since previous quarter
Quarter ending March 2016	6,740	
Quarter ending June 2016	6,876	↑
Quarter ending September 2016	7,013	→
Quarter ending December 2016	7,073	→
Quarter ending March 2017	7,051	→
Variance since March 2016	4.6%	↑



ACTIVITY

Cumulative percentage of contracted UDA delivered 2016 & 2017



Month	Adjusted Scheduled Activity (UDA)	
	2016	2017
April	386	520
May	1,676	2,036
June	2,785	3,352
July	5,037	5,316
August	6,864	6,887
September	7,945	8,411
October	9,337	10,270
November	10,961	12,008
December	12,854	13,660
January	13,880	15,370
February	16,801	17,085
March	18,854	19,120
April	19,819	19,944
May	19,825	19,967
June	19,829	19,969

QUALITY

	Quantity	Base Number	Contract	AT	Region	England
% of FP17s for the same patient ID Re-attending within 3 months - Children	398	3,173	12.5%	12.9%	13.3%	12.3%
% of FP17s for the same patient ID Re-attending within 3 months - Adults	1,294	7,721	16.8%	17.6%	17.3%	16.7%
% of FP17s for the same patient ID Re-attending between 3 & 9 months - Children	1,926	3,173	60.7%	56.2%	58.9%	57.6%
% of FP17s for the same patient ID Re-attending between 3 & 9 months - Adults	4,434	7,721	57.4%	49.9%	52.2%	50.1%
% of FP17s for Band 1 Urgent Courses	848	10,149	8.4%	10.4%	9.2%	9.1%
% of FP17s Relating to Free Repair or Replacements	102	10,149	1.0%	0.9%	1.0%	0.8%
% of FP17s Relating to Continuations	83	10,149	0.8%	1.3%	1.4%	1.2%
% of Patients satisfied with the dentistry they have received	7	8	N/A	92.1%	93.1%	92.8%
% of Patients satisfied with the time they had to wait for an appointment	7	8	N/A	88.1%	89.5%	88.7%

* This is based on patients treated on this contract for their most recent course of treatment. Figures in italics indicate the base number of FP17s or Patient Questionnaire responses are less than 100. N/A is shown where the base number of responses is less than 10 during the period. % is calculated as Quantity/Base number*100

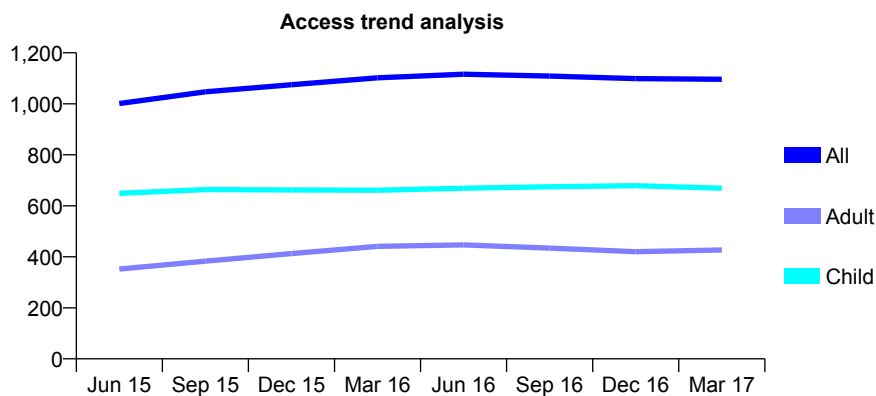
Q46 - Vital Signs At a Glance Contract Report for 151262/0001 - Year end March 2017

Name or company name	The Cottage Dental Practice
Contract type name	GDS Contract
Purpose of contract	General
Contract start date	01/05/2014
Contract end date	

16/17 Contracted general activity (UDA)	3,600
Carry forward general activity (UDA)	0
16/17 Contracted orthodontic activity (UOA)	0
Carry forward orthodontic activity (UOA)	0
Baseline contract value	£90,587.05

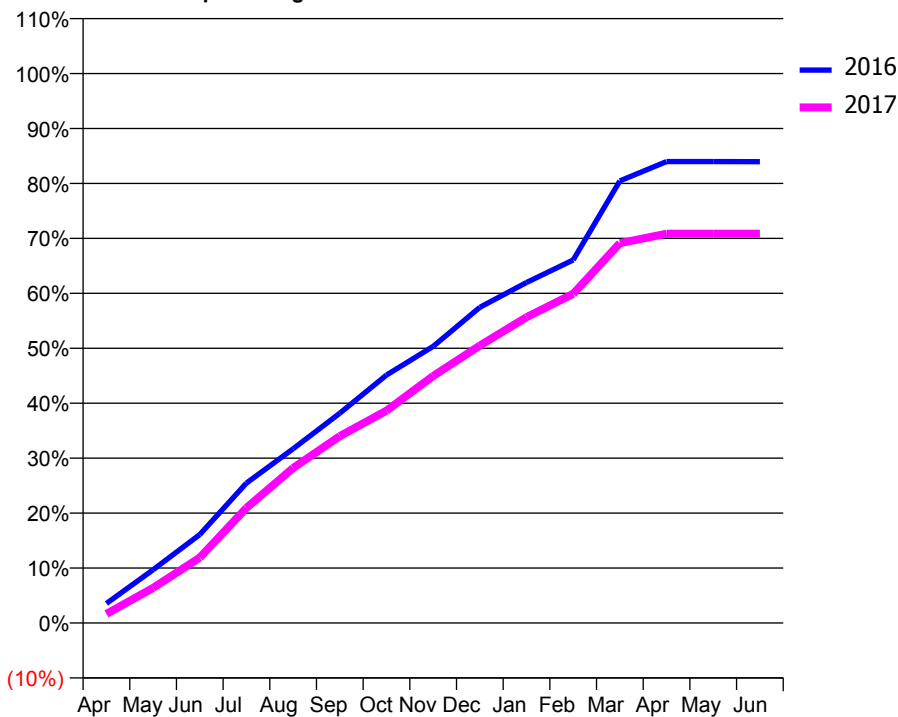
ACCESS*

Patients seen in 24 months	Total	Change since previous quarter
Quarter ending March 2016	1,102	
Quarter ending June 2016	1,116	→
Quarter ending September 2016	1,109	→
Quarter ending December 2016	1,099	→
Quarter ending March 2017	1,096	→
Variance since March 2016	(0.5%)	→



ACTIVITY

Cumulative percentage of contracted UDA delivered 2016 & 2017



Month	Adjusted Scheduled Activity (UDA)	
	2016	2017
April	128	60
May	349	230
June	580	428
July	917	754
August	1,142	1,015
September	1,374	1,225
October	1,625	1,391
November	1,812	1,618
December	2,068	1,817
January	2,231	2,003
February	2,378	2,157
March	2,896	2,488
April	3,023	2,551
May	3,023	2,551
June	3,022	2,551

QUALITY

	Quantity	Base Number	Contract	AT	Region	England
% of FP17s for the same patient ID Re-attending within 3 months - Children	87	1,162	7.5%	12.9%	13.3%	12.3%
% of FP17s for the same patient ID Re-attending within 3 months - Adults	42	464	9.1%	17.6%	17.3%	16.7%
% of FP17s for the same patient ID Re-attending between 3 & 9 months - Children	844	1,162	72.6%	56.2%	58.9%	57.6%
% of FP17s for the same patient ID Re-attending between 3 & 9 months - Adults	294	464	63.4%	49.9%	52.2%	50.1%
% of FP17s for Band 1 Urgent Courses	39	1,594	2.4%	10.4%	9.2%	9.1%
% of FP17s Relating to Free Repair or Replacements	0	1,594	0.0%	0.9%	1.0%	0.8%
% of FP17s Relating to Continuations	26	1,594	1.6%	1.3%	1.4%	1.2%
% of Patients satisfied with the dentistry they have received	3	3	N/A	92.1%	93.1%	92.8%
% of Patients satisfied with the time they had to wait for an appointment	3	3	N/A	88.1%	89.5%	88.7%

* This is based on patients treated on this contract for their most recent course of treatment. Figures in italics indicate the base number of FP17s or Patient Questionnaire responses are less than 100. N/A is shown where the base number of responses is less than 10 during the period. % is calculated as Quantity/Base number*100

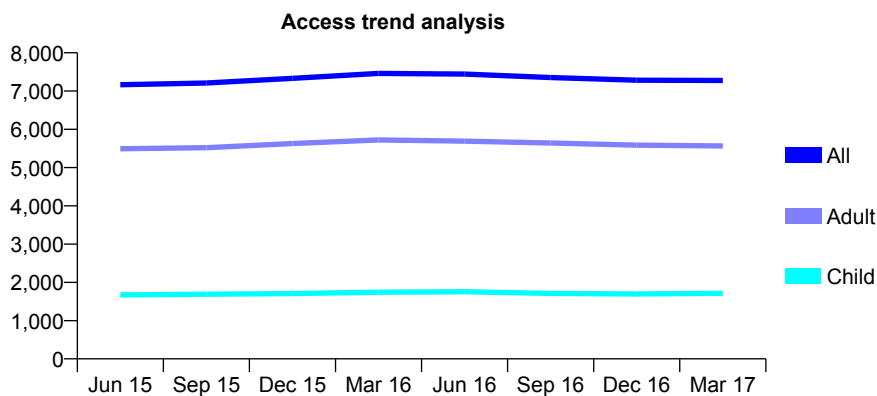
Q46 - Vital Signs At a Glance Contract Report for 151882/0001 - Year end March 2017

Name or company name	IDH 450 Limited
Contract type name	GDS Contract
Purpose of contract	General
Contract start date	01/10/2008
Contract end date	

16/17 Contracted general activity (UDA)	25,069
Carry forward general activity (UDA)	919
16/17 Contracted orthodontic activity (UOA)	0
Carry forward orthodontic activity (UOA)	0
Baseline contract value	£778,173.41

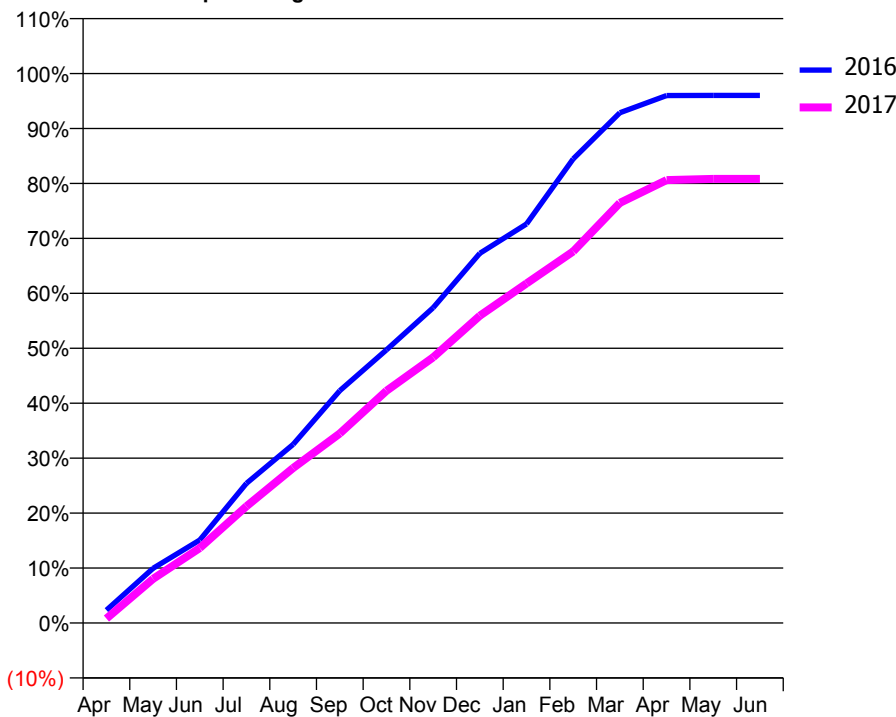
ACCESS*

Patients seen in 24 months	Total	Change since previous quarter
Quarter ending March 2016	7,463	
Quarter ending June 2016	7,445	→
Quarter ending September 2016	7,352	↓
Quarter ending December 2016	7,282	→
Quarter ending March 2017	7,277	→
Variance since March 2016	(2.5%)	↓



ACTIVITY

Cumulative percentage of contracted UDA delivered 2016 & 2017



Month	Adjusted Scheduled Activity (UDA)	
	2016	2017
April	541	202
May	2,297	2,015
June	3,483	3,421
July	5,863	5,324
August	7,499	7,074
September	9,757	8,649
October	11,469	10,596
November	13,237	12,122
December	15,521	14,022
January	16,754	15,492
February	19,486	16,952
March	21,421	19,166
April	22,145	20,207
May	22,149	20,262
June	22,150	20,264

QUALITY

	Quantity	Base Number	Contract	AT	Region	England
% of FP17s for the same patient ID Re-attending within 3 months - Children	181	2,229	8.1%	12.9%	13.3%	12.3%
% of FP17s for the same patient ID Re-attending within 3 months - Adults	836	7,138	11.7%	17.6%	17.3%	16.7%
% of FP17s for the same patient ID Re-attending between 3 & 9 months - Children	1,153	2,229	51.7%	56.2%	58.9%	57.6%
% of FP17s for the same patient ID Re-attending between 3 & 9 months - Adults	3,861	7,138	54.1%	49.9%	52.2%	50.1%
% of FP17s for Band 1 Urgent Courses	578	9,565	6.0%	10.4%	9.2%	9.1%
% of FP17s Relating to Free Repair or Replacements	95	9,565	1.0%	0.9%	1.0%	0.8%
% of FP17s Relating to Continuations	160	9,565	1.7%	1.3%	1.4%	1.2%
% of Patients satisfied with the dentistry they have received	3	5	N/A	92.1%	93.1%	92.8%
% of Patients satisfied with the time they had to wait for an appointment	3	5	N/A	88.1%	89.5%	88.7%

* This is based on patients treated on this contract for their most recent course of treatment. Figures in italics indicate the base number of FP17s or Patient Questionnaire responses are less than 100. N/A is shown where the base number of responses is less than 10 during the period. % is calculated as Quantity/Base number*100

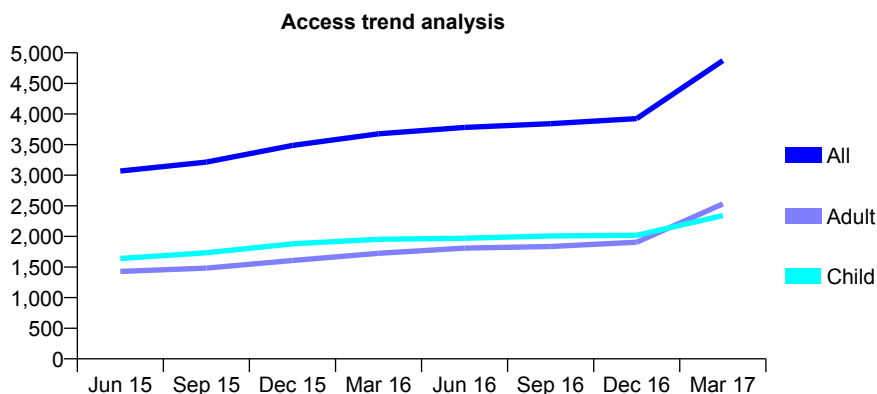
Q46 - Vital Signs At a Glance Contract Report for 152196/0001 - Year end March 2017

Name or company name	Ahmad and Saleem Partners Ltd
Contract type name	GDS Contract
Purpose of contract	General
Contract start date	01/08/2014
Contract end date	

16/17 Contracted general activity (UDA)	11,991
Carry forward general activity (UDA)	91
16/17 Contracted orthodontic activity (UOA)	0
Carry forward orthodontic activity (UOA)	0
Baseline contract value	£488,938.29

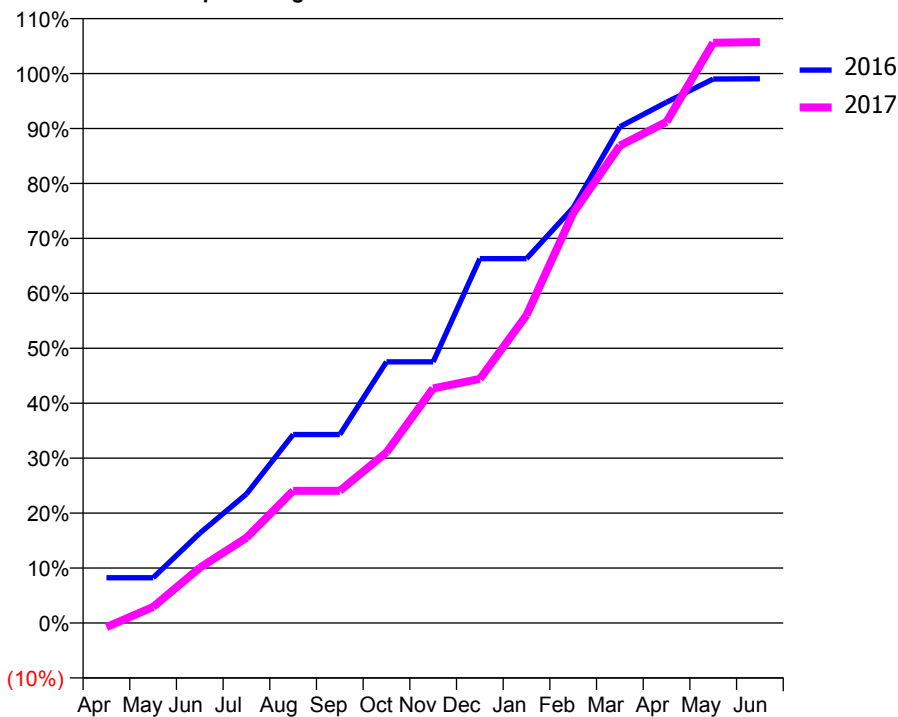
ACCESS*

Patients seen in 24 months	Total	Change since previous quarter
Quarter ending March 2016	3,677	
Quarter ending June 2016	3,780	↑
Quarter ending September 2016	3,842	→
Quarter ending December 2016	3,924	↑
Quarter ending March 2017	4,872	↑
Variance since March 2016	32.5%	↑



ACTIVITY

Cumulative percentage of contracted UDA delivered 2016 & 2017



Adjusted Scheduled Activity (UDA)

Month	2016	2017
April	778	-91
May	778	352
June	1,545	1,205
July	2,219	1,860
August	3,245	2,884
September	3,245	2,884
October	4,493	3,725
November	4,493	5,120
December	6,271	5,326
January	6,271	6,716
February	7,147	8,945
March	8,539	10,417
April	8,962	10,937
May	9,361	12,661
June	9,365	12,675

QUALITY

	Quantity	Base Number	Contract	AT	Region	England
% of FP17s for the same patient ID Re-attending within 3 months - Children	325	3,799	8.6%	12.9%	13.3%	12.3%
% of FP17s for the same patient ID Re-attending within 3 months - Adults	582	3,687	15.8%	17.6%	17.3%	16.7%
% of FP17s for the same patient ID Re-attending between 3 & 9 months - Children	2,320	3,799	61.1%	56.2%	58.9%	57.6%
% of FP17s for the same patient ID Re-attending between 3 & 9 months - Adults	1,724	3,687	46.8%	49.9%	52.2%	50.1%
% of FP17s for Band 1 Urgent Courses	472	6,751	7.0%	10.4%	9.2%	9.1%
% of FP17s Relating to Free Repair or Replacements	18	6,751	0.3%	0.9%	1.0%	0.8%
% of FP17s Relating to Continuations	72	6,751	1.1%	1.3%	1.4%	1.2%
% of Patients satisfied with the dentistry they have received	1	1	N/A	92.1%	93.1%	92.8%
% of Patients satisfied with the time they had to wait for an appointment	1	1	N/A	88.1%	89.5%	88.7%

* This is based on patients treated on this contract for their most recent course of treatment. Figures in italics indicate the base number of FP17s or Patient Questionnaire responses are less than 100. N/A is shown where the base number of responses is less than 10 during the period. % is calculated as Quantity/Base number*100

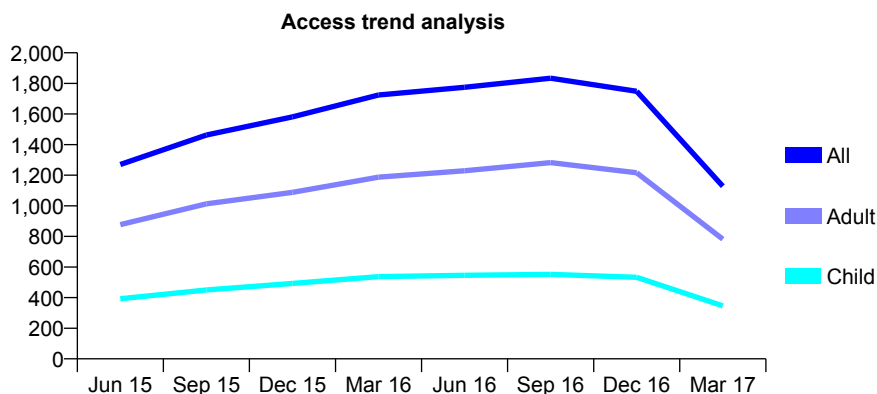
Q46 - Vital Signs At a Glance Contract Report for 152196/0002 - Year end March 2017

Name or company name	Ahmad and Saleem Partners Ltd
Contract type name	GDS Contract
Purpose of contract	General
Contract start date	01/08/2014
Contract end date	30/11/2016

16/17 Contracted general activity (UDA)	4,468
Carry forward general activity (UDA)	-101
16/17 Contracted orthodontic activity (UOA)	0
Carry forward orthodontic activity (UOA)	0
Baseline contract value	£119,804.21

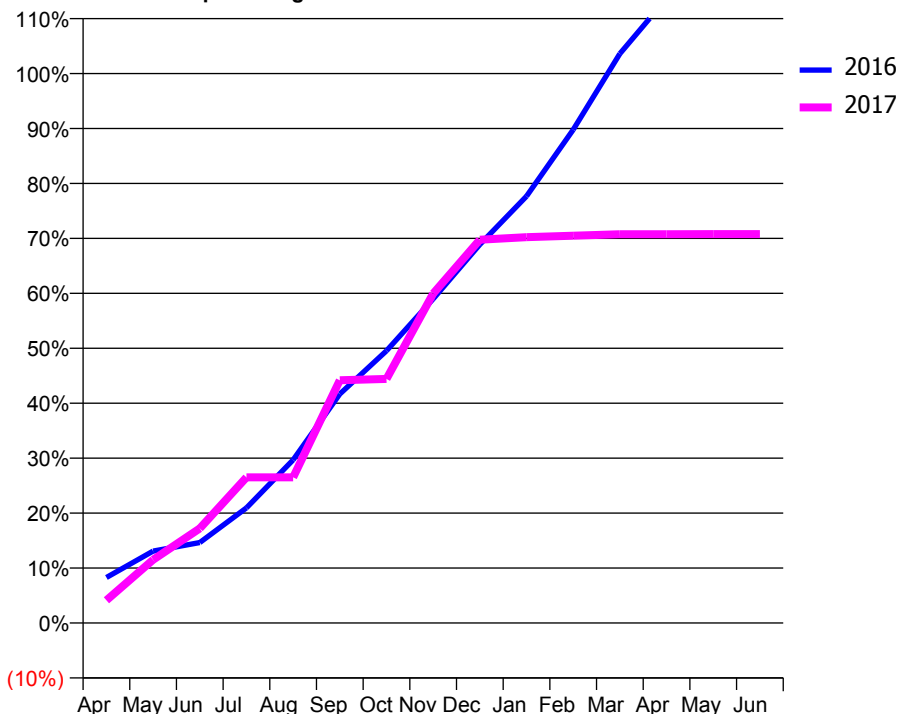
ACCESS*

Patients seen in 24 months	Total	Change since previous quarter
Quarter ending March 2016	1,724	
Quarter ending June 2016	1,775	↑
Quarter ending September 2016	1,834	↑
Quarter ending December 2016	1,749	↓
Quarter ending March 2017	1,128	↓
Variance since March 2016	(34.6%)	↓



ACTIVITY

Cumulative percentage of contracted UDA delivered 2016 & 2017



Month	Adjusted Scheduled Activity (UDA)	
	2016	2017
April	416	185
May	657	514
June	736	769
July	1,053	1,184
August	1,493	1,184
September	2,094	1,974
October	2,489	1,985
November	2,964	2,679
December	3,461	3,116
January	3,903	3,137
February	4,512	3,149
March	5,208	3,161
April	5,711	3,161
May	5,702	3,162
June	5,702	3,162

QUALITY

	Quantity	Base Number	Contract	AT	Region	England
% of FP17s for the same patient ID Re-attending within 3 months - Children	44	548	8.0%	12.9%	13.3%	12.3%
% of FP17s for the same patient ID Re-attending within 3 months - Adults	221	1,426	15.5%	17.6%	17.3%	16.7%
% of FP17s for the same patient ID Re-attending between 3 & 9 months - Children	318	548	58.0%	56.2%	58.9%	57.6%
% of FP17s for the same patient ID Re-attending between 3 & 9 months - Adults	769	1,426	53.9%	49.9%	52.2%	50.1%
% of FP17s for Band 1 Urgent Courses	92	1,352	6.8%	10.4%	9.2%	9.1%
% of FP17s Relating to Free Repair or Replacements	1	1,352	0.1%	0.9%	1.0%	0.8%
% of FP17s Relating to Continuations	33	1,352	2.4%	1.3%	1.4%	1.2%
% of Patients satisfied with the dentistry they have received	1	1	N/A	92.1%	93.1%	92.8%
% of Patients satisfied with the time they had to wait for an appointment	1	1	N/A	88.1%	89.5%	88.7%

* This is based on patients treated on this contract for their most recent course of treatment. Figures in italics indicate the base number of FP17s or Patient Questionnaire responses are less than 100. N/A is shown where the base number of responses is less than 10 during the period. % is calculated as Quantity/Base number*100

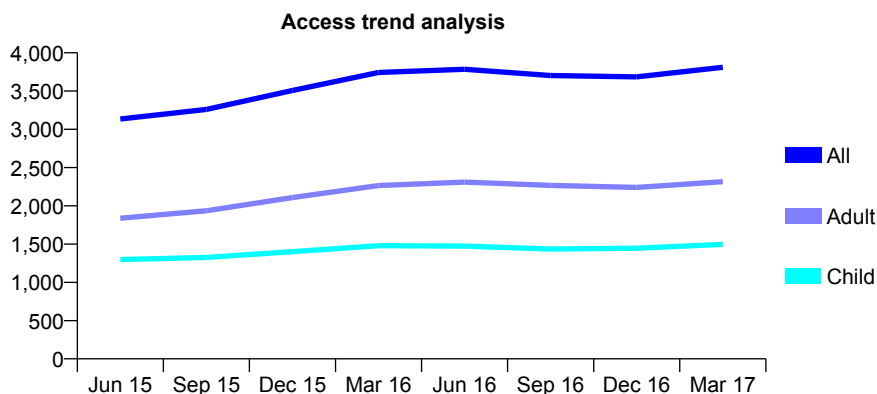
Q46 - Vital Signs At a Glance Contract Report for 152196/0003 - Year end March 2017

Name or company name	Ahmad and Saleem Partners Ltd
Contract type name	GDS Contract
Purpose of contract	General
Contract start date	01/08/2014
Contract end date	

16/17 Contracted general activity (UDA)	12,721
Carry forward general activity (UDA)	-244
16/17 Contracted orthodontic activity (UOA)	0
Carry forward orthodontic activity (UOA)	0
Baseline contract value	£314,478.86

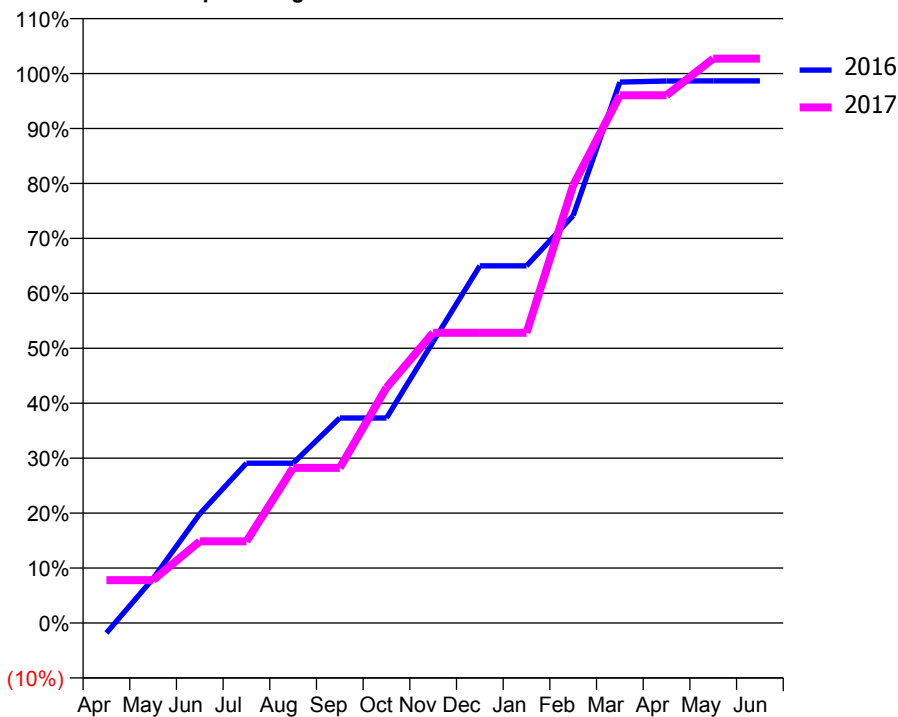
ACCESS*

Patients seen in 24 months	Total	Change since previous quarter
Quarter ending March 2016	3,743	
Quarter ending June 2016	3,785	→
Quarter ending September 2016	3,702	↓
Quarter ending December 2016	3,686	→
Quarter ending March 2017	3,811	↑
Variance since March 2016	1.8%	→



ACTIVITY

Cumulative percentage of contracted UDA delivered 2016 & 2017



Adjusted Scheduled Activity (UDA)

Month	2016	2017
April	-224	991
May	988	991
June	2,422	1,891
July	3,546	1,891
August	3,546	3,592
September	4,549	3,592
October	4,549	5,449
November	6,240	6,720
December	7,924	6,720
January	7,924	6,720
February	9,041	10,137
March	12,001	12,216
April	12,025	12,216
May	12,027	13,066
June	12,027	13,066

QUALITY

	Quantity	Base Number	Contract	AT	Region	England
% of FP17s for the same patient ID Re-attending within 3 months - Children	169	2,465	6.9%	12.9%	13.3%	12.3%
% of FP17s for the same patient ID Re-attending within 3 months - Adults	554	3,437	16.1%	17.6%	17.3%	16.7%
% of FP17s for the same patient ID Re-attending between 3 & 9 months - Children	1,526	2,465	61.9%	56.2%	58.9%	57.6%
% of FP17s for the same patient ID Re-attending between 3 & 9 months - Adults	1,827	3,437	53.2%	49.9%	52.2%	50.1%
% of FP17s for Band 1 Urgent Courses	622	6,359	9.8%	10.4%	9.2%	9.1%
% of FP17s Relating to Free Repair or Replacements	9	6,359	0.1%	0.9%	1.0%	0.8%
% of FP17s Relating to Continuations	36	6,359	0.6%	1.3%	1.4%	1.2%
% of Patients satisfied with the dentistry they have received	6	7	N/A	92.1%	93.1%	92.8%
% of Patients satisfied with the time they had to wait for an appointment	5	7	N/A	88.1%	89.5%	88.7%

* This is based on patients treated on this contract for their most recent course of treatment. Figures in italics indicate the base number of FP17s or Patient Questionnaire responses are less than 100. N/A is shown where the base number of responses is less than 10 during the period. % is calculated as Quantity/Base number*100

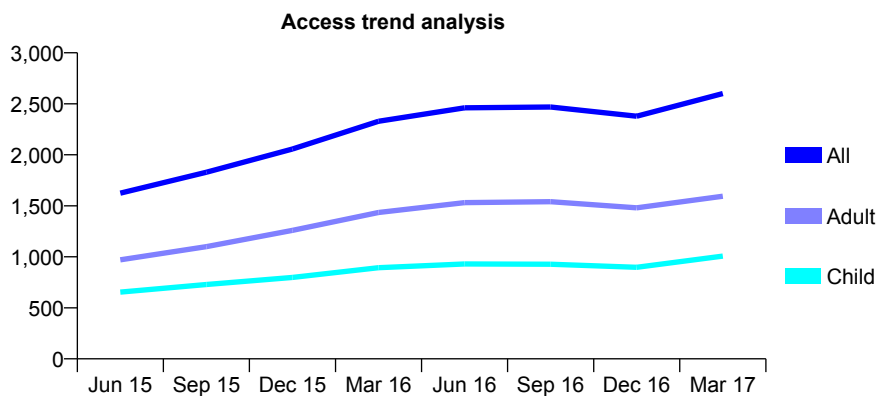
Q46 - Vital Signs At a Glance Contract Report for 152196/0004 - Year end March 2017

Name or company name	Ahmad and Saleem Partners Ltd
Contract type name	GDS Contract
Purpose of contract	General
Contract start date	01/08/2014
Contract end date	

16/17 Contracted general activity (UDA)	10,602
Carry forward general activity (UDA)	0
16/17 Contracted orthodontic activity (UOA)	0
Carry forward orthodontic activity (UOA)	0
Baseline contract value	£415,456.69

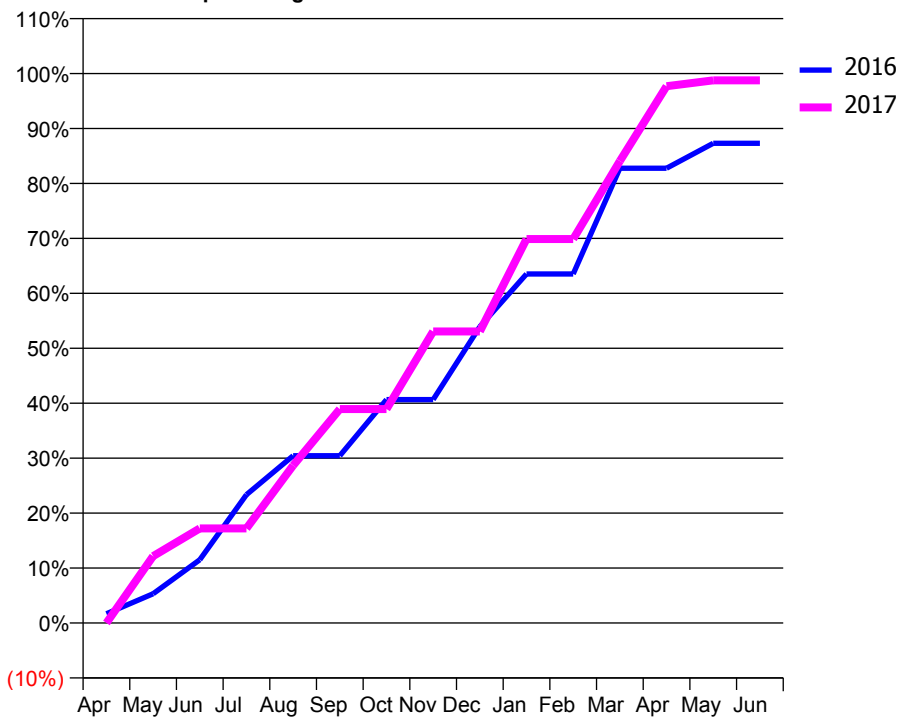
ACCESS*

Patients seen in 24 months	Total	Change since previous quarter
Quarter ending March 2016	2,329	
Quarter ending June 2016	2,461	↑
Quarter ending September 2016	2,468	→
Quarter ending December 2016	2,378	↓
Quarter ending March 2017	2,601	↑
Variance since March 2016	11.7%	↑



ACTIVITY

Cumulative percentage of contracted UDA delivered 2016 & 2017



Month	Adjusted Scheduled Activity (UDA)	
	2016	2017
April	196	0
May	619	1,291
June	1,337	1,825
July	2,716	1,825
August	3,539	3,041
September	3,539	4,128
October	4,725	4,128
November	4,725	5,625
December	6,270	5,625
January	7,384	7,408
February	7,384	7,408
March	9,620	8,914
April	9,620	10,356
May	10,149	10,471
June	10,149	10,471

QUALITY

	Quantity	Base Number	Contract	AT	Region	England
% of FP17s for the same patient ID Re-attending within 3 months - Children	182	1,588	11.5%	12.9%	13.3%	12.3%
% of FP17s for the same patient ID Re-attending within 3 months - Adults	452	2,239	20.2%	17.6%	17.3%	16.7%
% of FP17s for the same patient ID Re-attending between 3 & 9 months - Children	998	1,588	62.8%	56.2%	58.9%	57.6%
% of FP17s for the same patient ID Re-attending between 3 & 9 months - Adults	1,270	2,239	56.7%	49.9%	52.2%	50.1%
% of FP17s for Band 1 Urgent Courses	310	4,227	7.3%	10.4%	9.2%	9.1%
% of FP17s Relating to Free Repair or Replacements	8	4,227	0.2%	0.9%	1.0%	0.8%
% of FP17s Relating to Continuations	21	4,227	0.5%	1.3%	1.4%	1.2%
% of Patients satisfied with the dentistry they have received	1	1	N/A	92.1%	93.1%	92.8%
% of Patients satisfied with the time they had to wait for an appointment	1	1	N/A	88.1%	89.5%	88.7%

* This is based on patients treated on this contract for their most recent course of treatment. Figures in italics indicate the base number of FP17s or Patient Questionnaire responses are less than 100. N/A is shown where the base number of responses is less than 10 during the period. % is calculated as Quantity/Base number*100

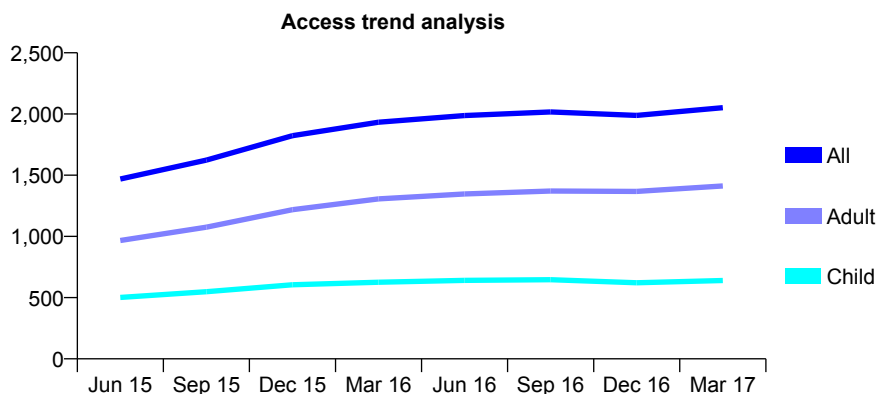
Q46 - Vital Signs At a Glance Contract Report for 152196/0005 - Year end March 2017

Name or company name	Ahmad and Saleem Partners Ltd
Contract type name	GDS Contract
Purpose of contract	General
Contract start date	01/08/2014
Contract end date	

16/17 Contracted general activity (UDA)	6,000
Carry forward general activity (UDA)	0
16/17 Contracted orthodontic activity (UOA)	0
Carry forward orthodontic activity (UOA)	0
Baseline contract value	£209,012.01

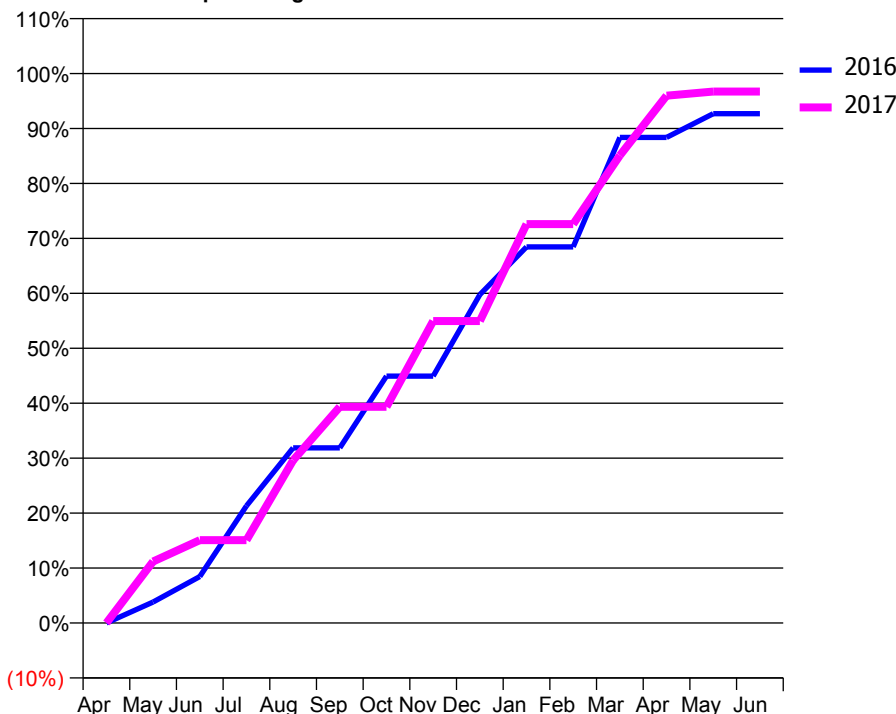
ACCESS*

Patients seen in 24 months	Total	Change since previous quarter
Quarter ending March 2016	1,933	
Quarter ending June 2016	1,988	↑
Quarter ending September 2016	2,017	→
Quarter ending December 2016	1,989	↓
Quarter ending March 2017	2,052	↑
Variance since March 2016	6.2%	↑



ACTIVITY

Cumulative percentage of contracted UDA delivered 2016 & 2017



Adjusted Scheduled Activity (UDA)

Month	2016	2017
April	0	0
May	229	672
June	508	905
July	1,279	905
August	1,913	1,777
September	1,913	2,361
October	2,696	2,361
November	2,696	3,297
December	3,586	3,297
January	4,107	4,355
February	4,107	4,355
March	5,302	5,105
April	5,302	5,757
May	5,561	5,804
June	5,561	5,804

QUALITY

	Quantity	Base Number	Contract	AT	Region	England
% of FP17s for the same patient ID Re-attending within 3 months - Children	118	1,158	10.2%	12.9%	13.3%	12.3%
% of FP17s for the same patient ID Re-attending within 3 months - Adults	290	2,179	13.3%	17.6%	17.3%	16.7%
% of FP17s for the same patient ID Re-attending between 3 & 9 months - Children	857	1,158	74.0%	56.2%	58.9%	57.6%
% of FP17s for the same patient ID Re-attending between 3 & 9 months - Adults	1,450	2,179	66.5%	49.9%	52.2%	50.1%
% of FP17s for Band 1 Urgent Courses	213	3,559	6.0%	10.4%	9.2%	9.1%
% of FP17s Relating to Free Repair or Replacements	9	3,559	0.3%	0.9%	1.0%	0.8%
% of FP17s Relating to Continuations	22	3,559	0.6%	1.3%	1.4%	1.2%
% of Patients satisfied with the dentistry they have received	1	1	N/A	92.1%	93.1%	92.8%
% of Patients satisfied with the time they had to wait for an appointment	1	1	N/A	88.1%	89.5%	88.7%

* This is based on patients treated on this contract for their most recent course of treatment. Figures in italics indicate the base number of FP17s or Patient Questionnaire responses are less than 100. N/A is shown where the base number of responses is less than 10 during the period. % is calculated as Quantity/Base number*100

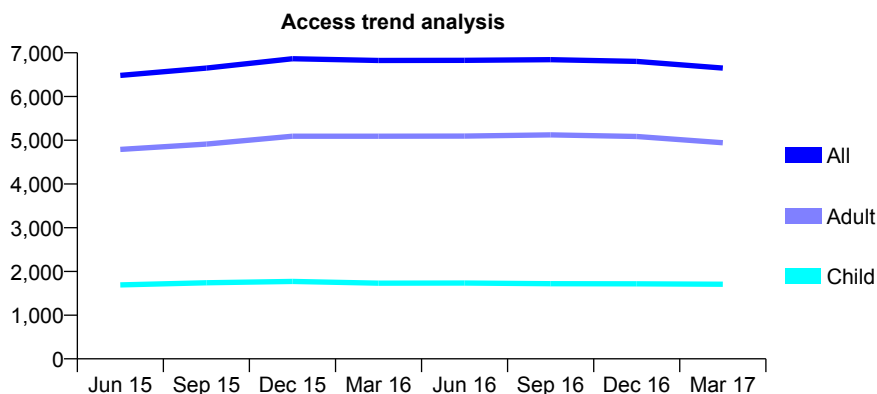
Q46 - Vital Signs At a Glance Contract Report for 153184/0001 - Year end March 2017

Name or company name	IDH 449 Limited
Contract type name	GDS Contract
Purpose of contract	General
Contract start date	01/04/2008
Contract end date	

16/17 Contracted general activity (UDA)	18,429
Carry forward general activity (UDA)	-52
16/17 Contracted orthodontic activity (UOA)	0
Carry forward orthodontic activity (UOA)	0
Baseline contract value	£594,106.05

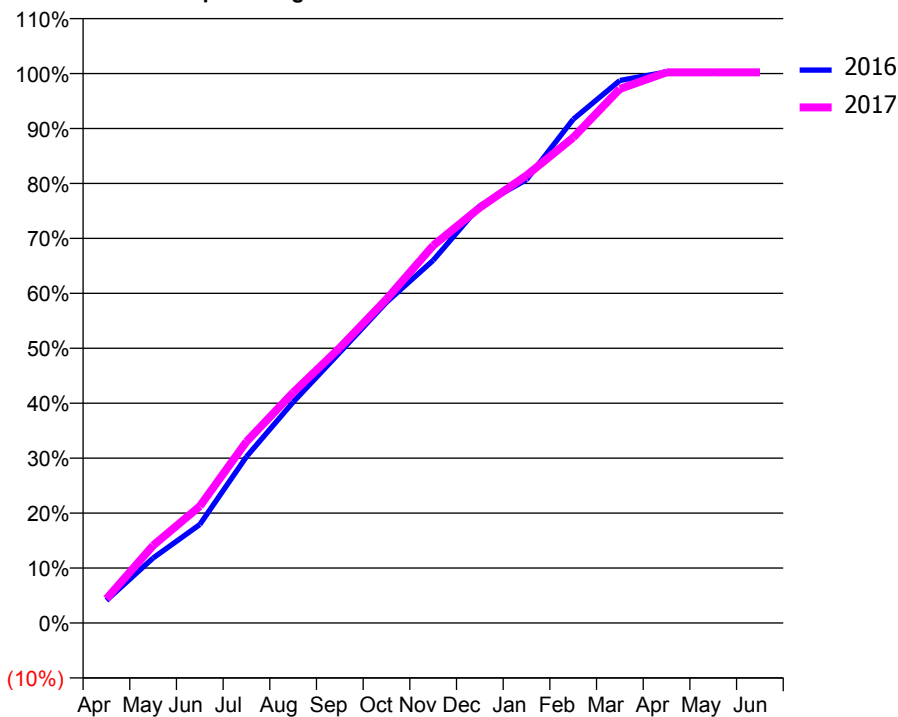
ACCESS*

Patients seen in 24 months	Total	Change since previous quarter
Quarter ending March 2016	6,825	
Quarter ending June 2016	6,829	→
Quarter ending September 2016	6,843	→
Quarter ending December 2016	6,802	→
Quarter ending March 2017	6,651	↓
Variance since March 2016	(2.5%)	↓



ACTIVITY

Cumulative percentage of contracted UDA delivered 2016 & 2017



Adjusted Scheduled Activity (UDA)

Month	2016	2017
April	762	812
May	2,198	2,599
June	3,329	3,917
July	5,625	6,083
August	7,466	7,732
September	9,152	9,234
October	10,844	10,859
November	12,261	12,658
December	14,104	13,935
January	14,987	15,010
February	17,030	16,281
March	18,345	17,913
April	18,632	18,466
May	18,628	18,466
June	18,628	18,466

QUALITY

	Quantity	Base Number	Contract	AT	Region	England
% of FP17s for the same patient ID Re-attending within 3 months - Children	177	2,179	8.1%	12.9%	13.3%	12.3%
% of FP17s for the same patient ID Re-attending within 3 months - Adults	930	6,201	15.0%	17.6%	17.3%	16.7%
% of FP17s for the same patient ID Re-attending between 3 & 9 months - Children	1,045	2,179	48.0%	56.2%	58.9%	57.6%
% of FP17s for the same patient ID Re-attending between 3 & 9 months - Adults	2,867	6,201	46.2%	49.9%	52.2%	50.1%
% of FP17s for Band 1 Urgent Courses	635	8,488	7.5%	10.4%	9.2%	9.1%
% of FP17s Relating to Free Repair or Replacements	56	8,488	0.7%	0.9%	1.0%	0.8%
% of FP17s Relating to Continuations	201	8,488	2.4%	1.3%	1.4%	1.2%
% of Patients satisfied with the dentistry they have received	3	3	N/A	92.1%	93.1%	92.8%
% of Patients satisfied with the time they had to wait for an appointment	3	3	N/A	88.1%	89.5%	88.7%

* This is based on patients treated on this contract for their most recent course of treatment. Figures in italics indicate the base number of FP17s or Patient Questionnaire responses are less than 100. N/A is shown where the base number of responses is less than 10 during the period. % is calculated as Quantity/Base number*100

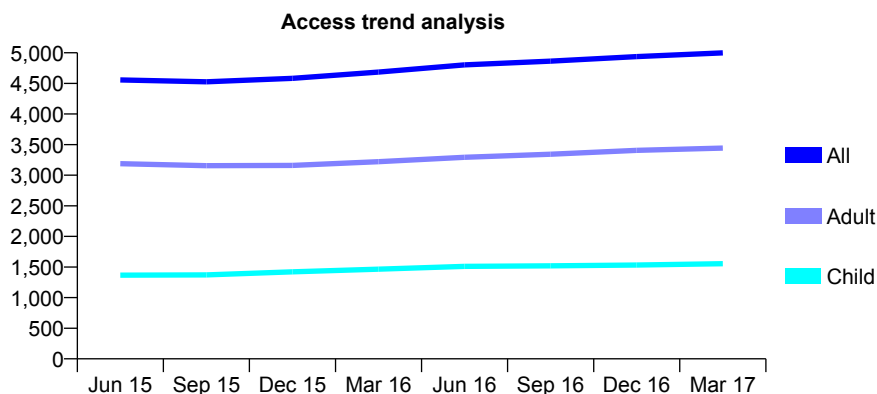
Q46 - Vital Signs At a Glance Contract Report for 153532/0001 - Year end March 2017

Name or company name	Jakelara Ltd.
Contract type name	GDS Contract
Purpose of contract	General
Contract start date	01/05/2007
Contract end date	

16/17 Contracted general activity (UDA)	18,000
Carry forward general activity (UDA)	0
16/17 Contracted orthodontic activity (UOA)	0
Carry forward orthodontic activity (UOA)	0
Baseline contract value	£547,515.51

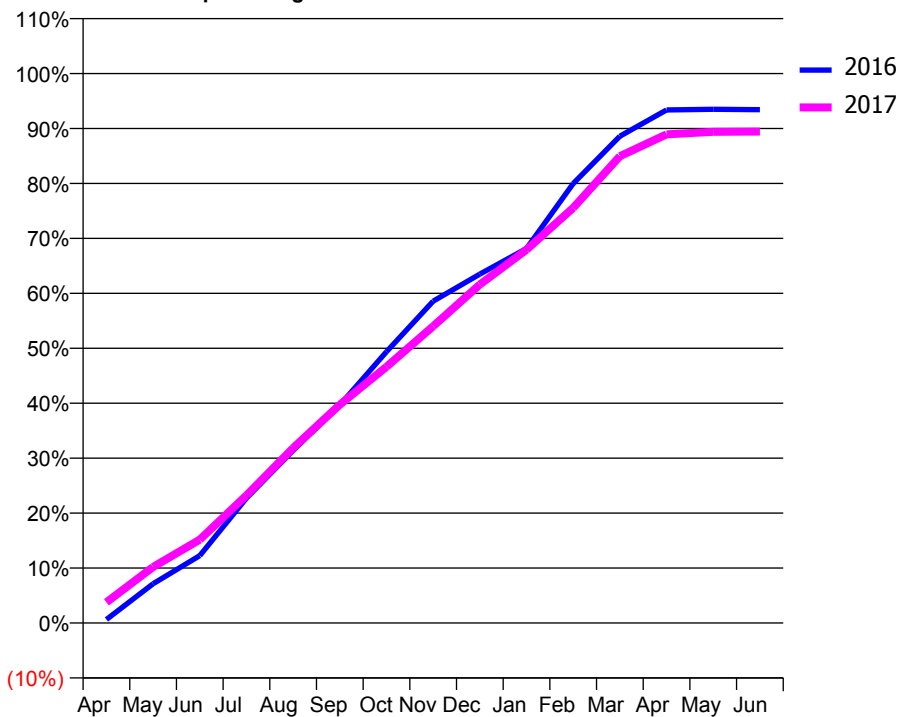
ACCESS*

Patients seen in 24 months	Total	Change since previous quarter
Quarter ending March 2016	4,686	
Quarter ending June 2016	4,803	↑
Quarter ending September 2016	4,863	→
Quarter ending December 2016	4,938	→
Quarter ending March 2017	4,999	→
Variance since March 2016	6.7%	↑



ACTIVITY

Cumulative percentage of contracted UDA delivered 2016 & 2017



Adjusted Scheduled Activity (UDA)

Month	2016	2017
April	120	677
May	1,325	1,836
June	2,279	2,731
July	4,216	4,183
August	5,829	5,731
September	7,363	7,154
October	9,163	8,394
November	10,872	9,720
December	11,784	11,088
January	12,648	12,230
February	14,842	13,601
March	16,443	15,291
April	17,331	16,006
May	17,352	16,090
June	17,337	16,097

QUALITY

	Quantity	Base Number	Contract	AT	Region	England
% of FP17s for the same patient ID Re-attending within 3 months - Children	248	2,164	11.5%	12.9%	13.3%	12.3%
% of FP17s for the same patient ID Re-attending within 3 months - Adults	1,241	5,303	23.4%	17.6%	17.3%	16.7%
% of FP17s for the same patient ID Re-attending between 3 & 9 months - Children	1,101	2,164	50.9%	56.2%	58.9%	57.6%
% of FP17s for the same patient ID Re-attending between 3 & 9 months - Adults	2,510	5,303	47.3%	49.9%	52.2%	50.1%
% of FP17s for Band 1 Urgent Courses	1,192	7,465	16.0%	10.4%	9.2%	9.1%
% of FP17s Relating to Free Repair or Replacements	108	7,465	1.4%	0.9%	1.0%	0.8%
% of FP17s Relating to Continuations	264	7,465	3.5%	1.3%	1.4%	1.2%
% of Patients satisfied with the dentistry they have received	3	3	N/A	92.1%	93.1%	92.8%
% of Patients satisfied with the time they had to wait for an appointment	3	3	N/A	88.1%	89.5%	88.7%

* This is based on patients treated on this contract for their most recent course of treatment. Figures in italics indicate the base number of FP17s or Patient Questionnaire responses are less than 100. N/A is shown where the base number of responses is less than 10 during the period. % is calculated as Quantity/Base number*100

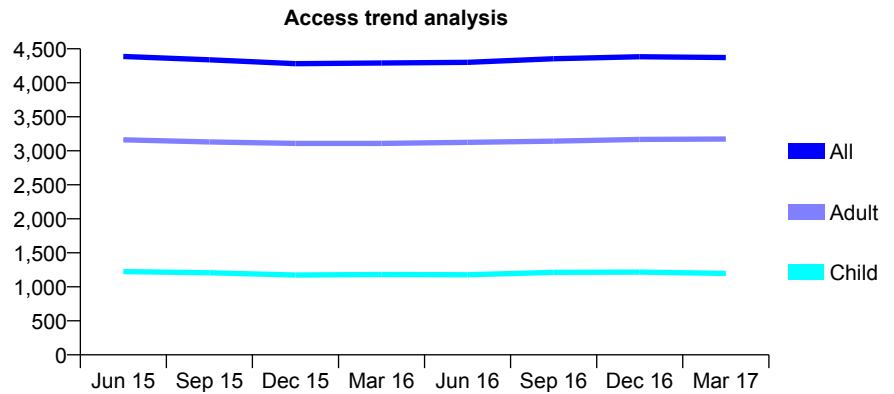
Q46 - Vital Signs At a Glance Contract Report for 153850/0001 - Year end March 2017

Name or company name	Winton Dental Practice
Contract type name	GDS Contract
Purpose of contract	General
Contract start date	21/05/2010
Contract end date	

16/17 Contracted general activity (UDA)	16,701
Carry forward general activity (UDA)	-334
16/17 Contracted orthodontic activity (UOA)	0
Carry forward orthodontic activity (UOA)	0
Baseline contract value	£414,512.16

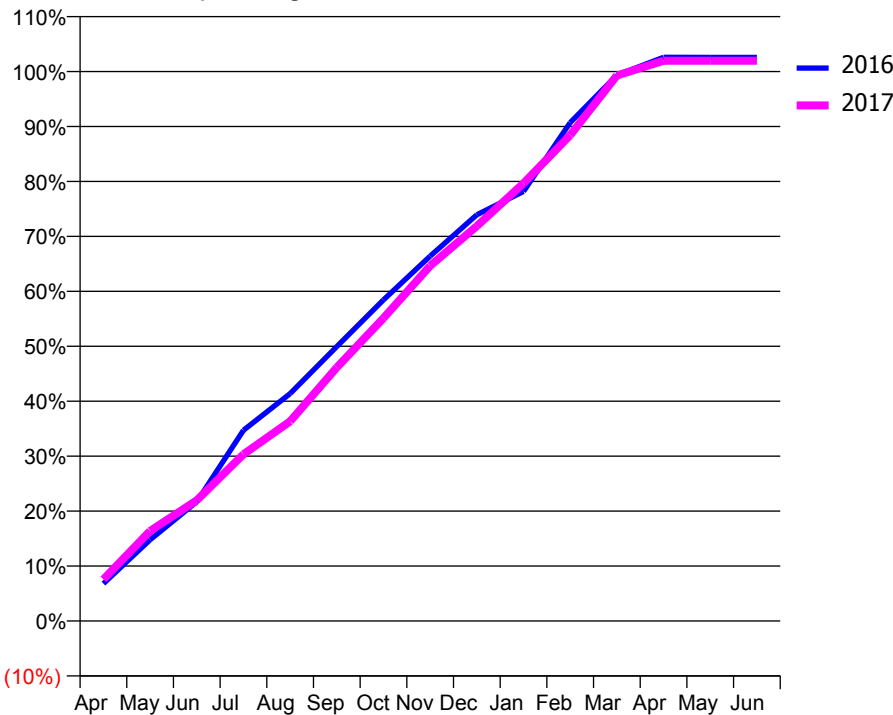
ACCESS*

Patients seen in 24 months	Total	Change since previous quarter
Quarter ending March 2016	4,291	
Quarter ending June 2016	4,301	→
Quarter ending September 2016	4,354	→
Quarter ending December 2016	4,383	→
Quarter ending March 2017	4,371	→
Variance since March 2016	1.9%	→



ACTIVITY

Cumulative percentage of contracted UDA delivered 2016 & 2017



Month	Adjusted Scheduled Activity (UDA)	
	2016	2017
April	1,139	1,265
May	2,472	2,737
June	3,627	3,668
July	5,797	5,069
August	6,914	6,071
September	8,343	7,705
October	9,759	9,204
November	11,091	10,793
December	12,349	12,001
January	13,057	13,301
February	15,148	14,765
March	16,589	16,578
April	17,133	17,029
May	17,129	17,028
June	17,130	17,027

QUALITY

	Quantity	Base Number	Contract	AT	Region	England
% of FP17s for the same patient ID Re-attending within 3 months - Children	248	2,000	12.4%	12.9%	13.3%	12.3%
% of FP17s for the same patient ID Re-attending within 3 months - Adults	1,139	5,258	21.7%	17.6%	17.3%	16.7%
% of FP17s for the same patient ID Re-attending between 3 & 9 months - Children	1,142	2,000	57.1%	56.2%	58.9%	57.6%
% of FP17s for the same patient ID Re-attending between 3 & 9 months - Adults	2,724	5,258	51.8%	49.9%	52.2%	50.1%
% of FP17s for Band 1 Urgent Courses	1,094	7,233	15.1%	10.4%	9.2%	9.1%
% of FP17s Relating to Free Repair or Replacements	101	7,233	1.4%	0.9%	1.0%	0.8%
% of FP17s Relating to Continuations	77	7,233	1.1%	1.3%	1.4%	1.2%
% of Patients satisfied with the dentistry they have received	6	8	N/A	92.1%	93.1%	92.8%
% of Patients satisfied with the time they had to wait for an appointment	5	8	N/A	88.1%	89.5%	88.7%

* This is based on patients treated on this contract for their most recent course of treatment. Figures in italics indicate the base number of FP17s or Patient Questionnaire responses are less than 100. N/A is shown where the base number of responses is less than 10 during the period. % is calculated as Quantity/Base number*100

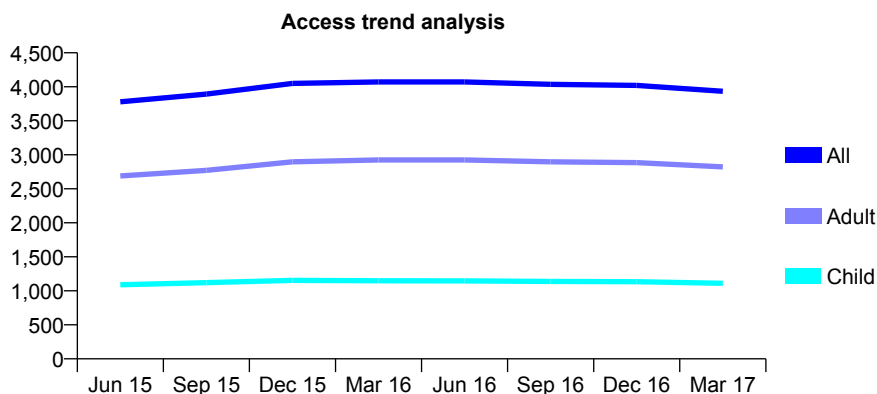
Q46 - Vital Signs At a Glance Contract Report for 153869/0001 - Year end March 2017

Name or company name	High Street Dental Practice Partnership
Contract type name	GDS Contract
Purpose of contract	General
Contract start date	01/01/2014
Contract end date	

16/17 Contracted general activity (UDA)	13,000
Carry forward general activity (UDA)	-260
16/17 Contracted orthodontic activity (UOA)	0
Carry forward orthodontic activity (UOA)	0
Baseline contract value	£349,291.35

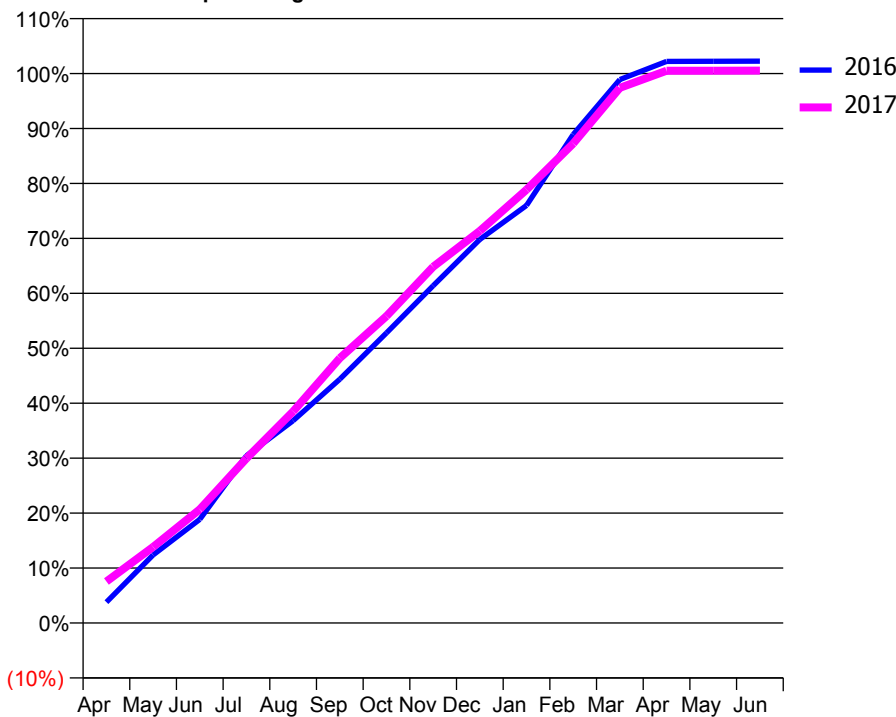
ACCESS*

Patients seen in 24 months	Total	Change since previous quarter
Quarter ending March 2016	4,072	
Quarter ending June 2016	4,071	→
Quarter ending September 2016	4,036	→
Quarter ending December 2016	4,020	→
Quarter ending March 2017	3,934	↓
Variance since March 2016	(3.4%)	↓



ACTIVITY

Cumulative percentage of contracted UDA delivered 2016 & 2017



Month	Adjusted Scheduled Activity (UDA)	
	2016	2017
April	493	981
May	1,610	1,801
June	2,453	2,690
July	3,959	3,894
August	4,787	5,005
September	5,769	6,266
October	6,864	7,261
November	7,980	8,428
December	9,075	9,276
January	9,879	10,250
February	11,556	11,341
March	12,856	12,662
April	13,286	13,064
May	13,290	13,066
June	13,293	13,069

QUALITY

	Quantity	Base Number	Contract	AT	Region	England
% of FP17s for the same patient ID Re-attending within 3 months - Children	158	1,755	9.0%	12.9%	13.3%	12.3%
% of FP17s for the same patient ID Re-attending within 3 months - Adults	704	4,329	16.3%	17.6%	17.3%	16.7%
% of FP17s for the same patient ID Re-attending between 3 & 9 months - Children	1,069	1,755	60.9%	56.2%	58.9%	57.6%
% of FP17s for the same patient ID Re-attending between 3 & 9 months - Adults	2,564	4,329	59.2%	49.9%	52.2%	50.1%
% of FP17s for Band 1 Urgent Courses	312	6,120	5.1%	10.4%	9.2%	9.1%
% of FP17s Relating to Free Repair or Replacements	37	6,120	0.6%	0.9%	1.0%	0.8%
% of FP17s Relating to Continuations	203	6,120	3.3%	1.3%	1.4%	1.2%
% of Patients satisfied with the dentistry they have received	3	3	N/A	92.1%	93.1%	92.8%
% of Patients satisfied with the time they had to wait for an appointment	2	3	N/A	88.1%	89.5%	88.7%

* This is based on patients treated on this contract for their most recent course of treatment. Figures in italics indicate the base number of FP17s or Patient Questionnaire responses are less than 100. N/A is shown where the base number of responses is less than 10 during the period. % is calculated as Quantity/Base number*100

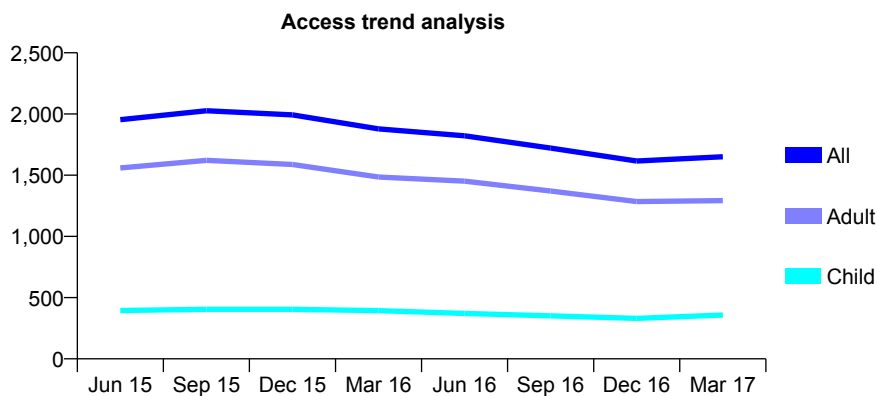
Q46 - Vital Signs At a Glance Contract Report for 153877/0001 - Year end March 2017

Name or company name	The Glyn House Dental Partnership
Contract type name	GDS Contract
Purpose of contract	General
Contract start date	01/12/2013
Contract end date	

16/17 Contracted general activity (UDA)	6,444
Carry forward general activity (UDA)	-129
16/17 Contracted orthodontic activity (UOA)	0
Carry forward orthodontic activity (UOA)	0
Baseline contract value	£208,262.98

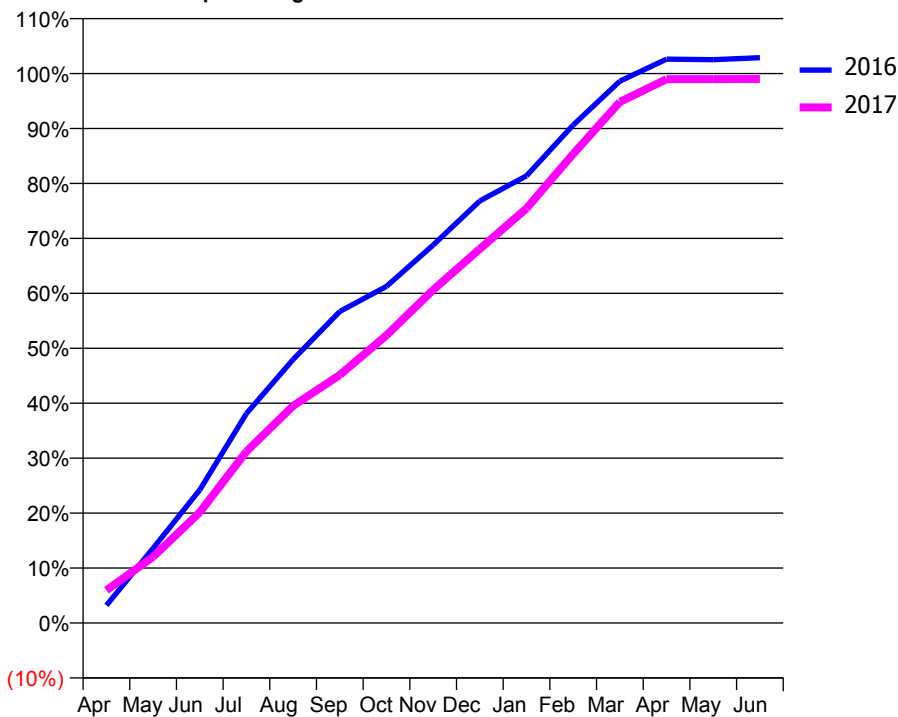
ACCESS*

Patients seen in 24 months	Total	Change since previous quarter
Quarter ending March 2016	1,879	
Quarter ending June 2016	1,822	↓
Quarter ending September 2016	1,722	↓
Quarter ending December 2016	1,616	↓
Quarter ending March 2017	1,651	↑
Variance since March 2016	(12.1%)	↓



ACTIVITY

Cumulative percentage of contracted UDA delivered 2016 & 2017



Month	Adjusted Scheduled Activity (UDA)	
	2016	2017
April	207	384
May	877	777
June	1,561	1,299
July	2,457	2,012
August	3,090	2,547
September	3,653	2,909
October	3,948	3,374
November	4,433	3,907
December	4,950	4,388
January	5,243	4,863
February	5,840	5,500
March	6,355	6,111
April	6,612	6,378
May	6,607	6,378
June	6,630	6,379

QUALITY

	Quantity	Base Number	Contract	AT	Region	England
% of FP17s for the same patient ID Re-attending within 3 months - Children	48	633	7.6%	12.9%	13.3%	12.3%
% of FP17s for the same patient ID Re-attending within 3 months - Adults	394	2,404	16.4%	17.6%	17.3%	16.7%
% of FP17s for the same patient ID Re-attending between 3 & 9 months - Children	247	633	39.0%	56.2%	58.9%	57.6%
% of FP17s for the same patient ID Re-attending between 3 & 9 months - Adults	965	2,404	40.1%	49.9%	52.2%	50.1%
% of FP17s for Band 1 Urgent Courses	330	3,040	10.9%	10.4%	9.2%	9.1%
% of FP17s Relating to Free Repair or Replacements	37	3,040	1.2%	0.9%	1.0%	0.8%
% of FP17s Relating to Continuations	11	3,040	0.4%	1.3%	1.4%	1.2%
% of Patients satisfied with the dentistry they have received	4	4	N/A	92.1%	93.1%	92.8%
% of Patients satisfied with the time they had to wait for an appointment	3	4	N/A	88.1%	89.5%	88.7%

* This is based on patients treated on this contract for their most recent course of treatment. Figures in italics indicate the base number of FP17s or Patient Questionnaire responses are less than 100. N/A is shown where the base number of responses is less than 10 during the period. % is calculated as Quantity/Base number*100

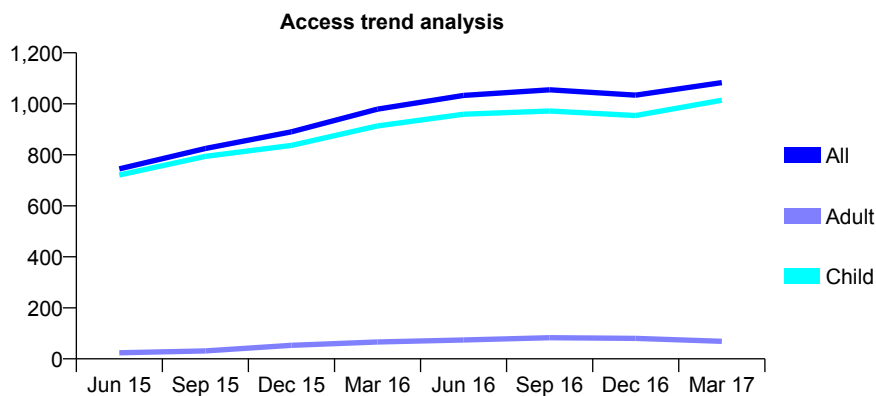
Q46 - Vital Signs At a Glance Contract Report for 154075/0001 - Year end March 2017

Name or company name	Bloor & Mathieson
Contract type name	GDS Contract
Purpose of contract	General
Contract start date	01/11/2014
Contract end date	

16/17 Contracted general activity (UDA)	2,514
Carry forward general activity (UDA)	0
16/17 Contracted orthodontic activity (UOA)	0
Carry forward orthodontic activity (UOA)	0
Baseline contract value	£53,869.22

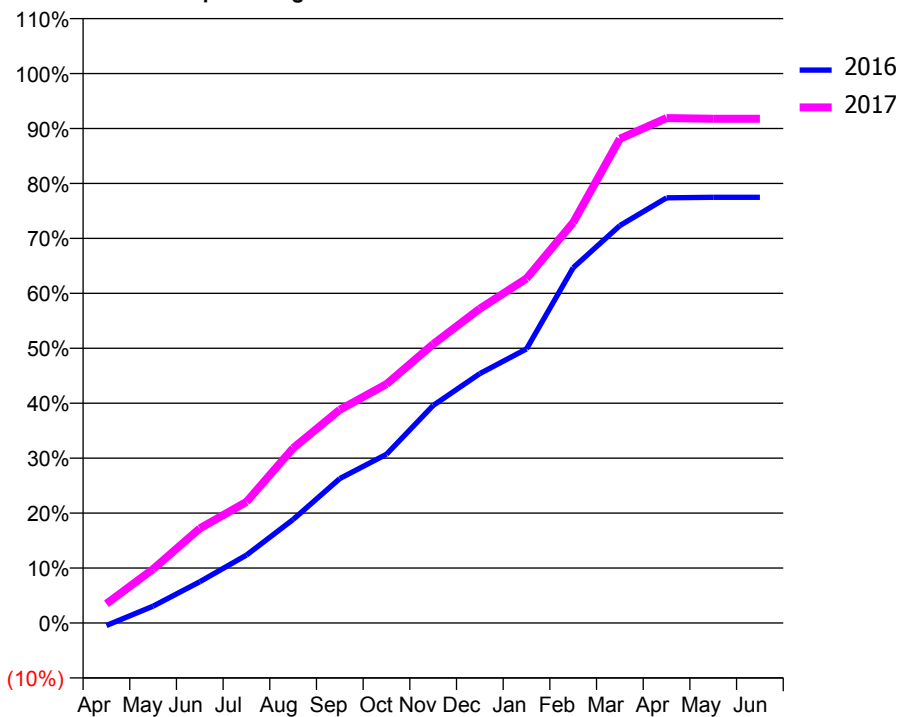
ACCESS*

Patients seen in 24 months	Total	Change since previous quarter
Quarter ending March 2016	979	
Quarter ending June 2016	1,033	↑
Quarter ending September 2016	1,055	↑
Quarter ending December 2016	1,034	↓
Quarter ending March 2017	1,083	↑
Variance since March 2016	10.6%	↑



ACTIVITY

Cumulative percentage of contracted UDA delivered 2016 & 2017



Month	Adjusted Scheduled Activity (UDA)	
	2016	2017
April	-12	88
May	77	247
June	189	433
July	311	554
August	474	800
September	661	976
October	772	1,093
November	995	1,276
December	1,141	1,438
January	1,254	1,576
February	1,625	1,832
March	1,818	2,215
April	1,945	2,310
May	1,947	2,307
June	1,947	2,307

QUALITY

	Quantity	Base Number	Contract	AT	Region	England
% of FP17s for the same patient ID Re-attending within 3 months - Children	104	1,572	6.6%	12.9%	13.3%	12.3%
% of FP17s for the same patient ID Re-attending within 3 months - Adults	0	0	N/A	17.6%	17.3%	16.7%
% of FP17s for the same patient ID Re-attending between 3 & 9 months - Children	915	1,572	58.2%	56.2%	58.9%	57.6%
% of FP17s for the same patient ID Re-attending between 3 & 9 months - Adults	0	0	N/A	49.9%	52.2%	50.1%
% of FP17s for Band 1 Urgent Courses	1	1,540	0.1%	10.4%	9.2%	9.1%
% of FP17s Relating to Free Repair or Replacements	0	1,540	0.0%	0.9%	1.0%	0.8%
% of FP17s Relating to Continuations	0	1,540	0.0%	1.3%	1.4%	1.2%
% of Patients satisfied with the dentistry they have received	0	0	N/A	92.1%	93.1%	92.8%
% of Patients satisfied with the time they had to wait for an appointment	0	0	N/A	88.1%	89.5%	88.7%

* This is based on patients treated on this contract for their most recent course of treatment. Figures in italics indicate the base number of FP17s or Patient Questionnaire responses are less than 100. N/A is shown where the base number of responses is less than 10 during the period. % is calculated as Quantity/Base number*100

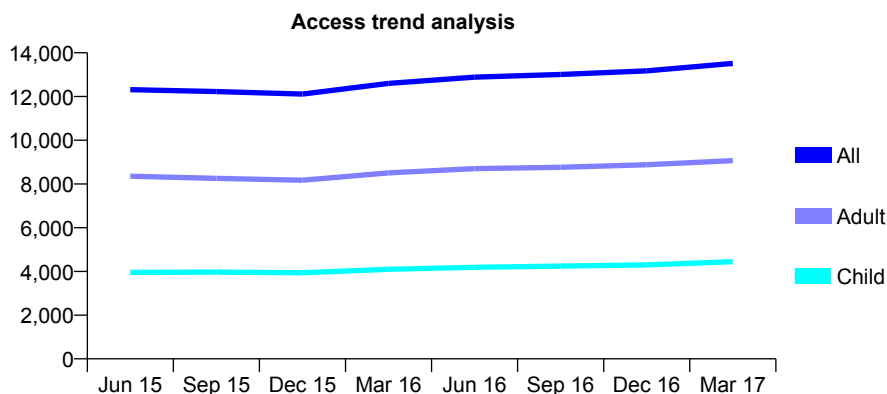
Q46 - Vital Signs At a Glance Contract Report for 154210/0002 - Year end March 2017

Name or company name	Roch Valley Dental
Contract type name	GDS Contract
Purpose of contract	General
Contract start date	01/12/2009
Contract end date	

16/17 Contracted general activity (UDA)	31,085
Carry forward general activity (UDA)	160
16/17 Contracted orthodontic activity (UOA)	0
Carry forward orthodontic activity (UOA)	0
Baseline contract value	£768,440.44

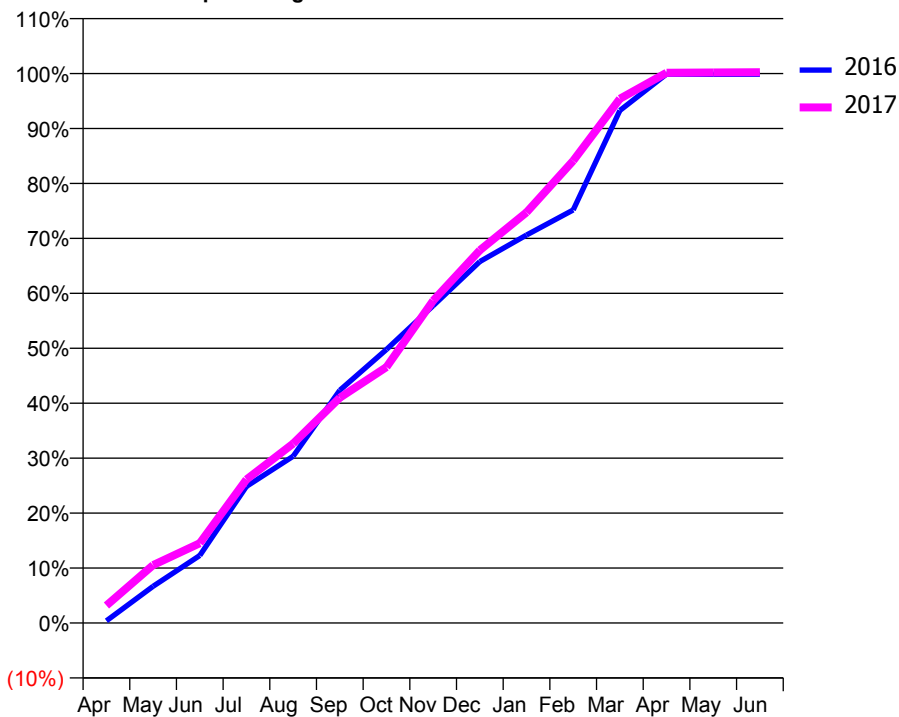
ACCESS*

Patients seen in 24 months	Total	Change since previous quarter
Quarter ending March 2016	12,603	
Quarter ending June 2016	12,885	↑
Quarter ending September 2016	13,007	→
Quarter ending December 2016	13,176	→
Quarter ending March 2017	13,513	↑
Variance since March 2016	7.2%	↑



ACTIVITY

Cumulative percentage of contracted UDA delivered 2016 & 2017



Month	Adjusted Scheduled Activity (UDA)	
	2016	2017
April	128	989
May	2,097	3,280
June	3,853	4,518
July	7,801	8,119
August	9,516	10,151
September	13,287	12,746
October	15,612	14,478
November	18,114	18,239
December	20,634	21,084
January	22,145	23,228
February	23,575	26,148
March	29,253	29,655
April	31,333	31,129
May	31,320	31,146
June	31,325	31,158

QUALITY

	Quantity	Base Number	Contract	AT	Region	England
% of FP17s for the same patient ID Re-attending within 3 months - Children	1,389	7,728	18.0%	12.9%	13.3%	12.3%
% of FP17s for the same patient ID Re-attending within 3 months - Adults	1,989	11,251	17.7%	17.6%	17.3%	16.7%
% of FP17s for the same patient ID Re-attending between 3 & 9 months - Children	4,149	7,728	53.7%	56.2%	58.9%	57.6%
% of FP17s for the same patient ID Re-attending between 3 & 9 months - Adults	4,515	11,251	40.1%	49.9%	52.2%	50.1%
% of FP17s for Band 1 Urgent Courses	1,598	16,699	9.6%	10.4%	9.2%	9.1%
% of FP17s Relating to Free Repair or Replacements	212	16,699	1.3%	0.9%	1.0%	0.8%
% of FP17s Relating to Continuations	72	16,699	0.4%	1.3%	1.4%	1.2%
% of Patients satisfied with the dentistry they have received	9	10	90.0%	92.1%	93.1%	92.8%
% of Patients satisfied with the time they had to wait for an appointment	8	10	80.0%	88.1%	89.5%	88.7%

* This is based on patients treated on this contract for their most recent course of treatment. Figures in italics indicate the base number of FP17s or Patient Questionnaire responses are less than 100. N/A is shown where the base number of responses is less than 10 during the period. % is calculated as Quantity/Base number*100

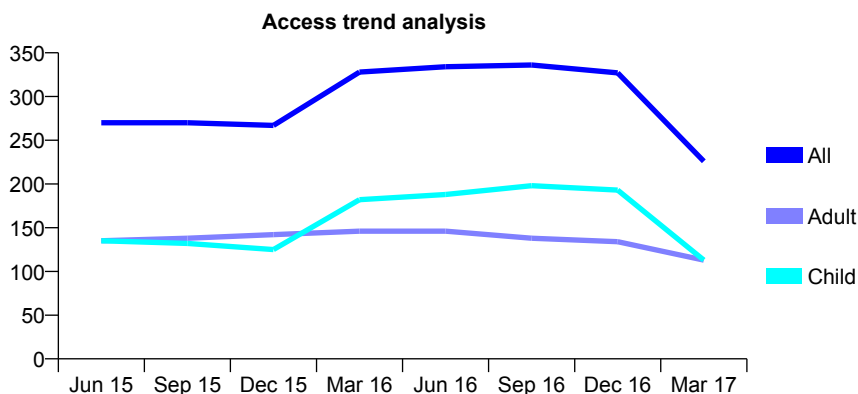
Q46 - Vital Signs At a Glance Contract Report for 154849/0001 - Year end March 2017

Name or company name	Mr Ravat and Mr Ray
Contract type name	GDS Contract
Purpose of contract	General
Contract start date	01/12/2013
Contract end date	

16/17 Contracted general activity (UDA)	1,084
Carry forward general activity (UDA)	0
16/17 Contracted orthodontic activity (UOA)	0
Carry forward orthodontic activity (UOA)	0
Baseline contract value	£26,492.52

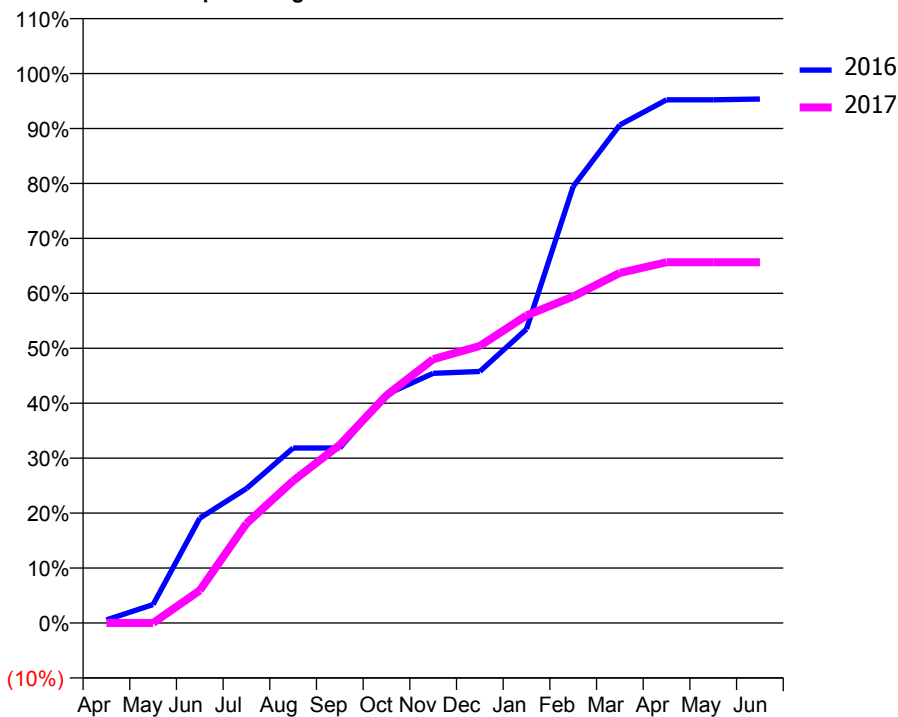
ACCESS*

Patients seen in 24 months	Total	Change since previous quarter
Quarter ending March 2016	328	
Quarter ending June 2016	334	→
Quarter ending September 2016	336	→
Quarter ending December 2016	327	↓
Quarter ending March 2017	226	↓
Variance since March 2016	(31.1%)	↓



ACTIVITY

Cumulative percentage of contracted UDA delivered 2016 & 2017



Adjusted Scheduled Activity (UDA)

Month	2016	2017
April	4	0
May	24	0
June	136	64
July	175	196
August	227	281
September	227	352
October	297	449
November	324	520
December	327	547
January	382	607
February	567	644
March	647	691
April	680	712
May	680	712
June	681	712

QUALITY

	Quantity	Base Number	Contract	AT	Region	England
% of FP17s for the same patient ID Re-attending within 3 months - Children	12	197	6.1%	12.9%	13.3%	12.3%
% of FP17s for the same patient ID Re-attending within 3 months - Adults	25	153	16.3%	17.6%	17.3%	16.7%
% of FP17s for the same patient ID Re-attending between 3 & 9 months - Children	92	197	46.7%	56.2%	58.9%	57.6%
% of FP17s for the same patient ID Re-attending between 3 & 9 months - Adults	76	153	49.7%	49.9%	52.2%	50.1%
% of FP17s for Band 1 Urgent Courses	18	332	5.4%	10.4%	9.2%	9.1%
% of FP17s Relating to Free Repair or Replacements	1	332	0.3%	0.9%	1.0%	0.8%
% of FP17s Relating to Continuations	1	332	0.3%	1.3%	1.4%	1.2%
% of Patients satisfied with the dentistry they have received	0	0	N/A	92.1%	93.1%	92.8%
% of Patients satisfied with the time they had to wait for an appointment	0	0	N/A	88.1%	89.5%	88.7%

* This is based on patients treated on this contract for their most recent course of treatment. Figures in italics indicate the base number of FP17s or Patient Questionnaire responses are less than 100. N/A is shown where the base number of responses is less than 10 during the period. % is calculated as Quantity/Base number*100

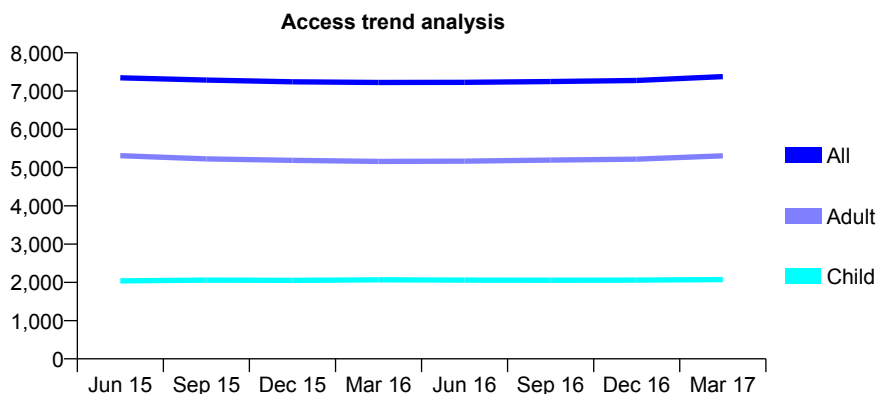
Q46 - Vital Signs At a Glance Contract Report for 155160/0001 - Year end March 2017

Name or company name	DCO Dental
Contract type name	GDS Contract
Purpose of contract	General
Contract start date	01/01/2009
Contract end date	

16/17 Contracted general activity (UDA)	20,000
Carry forward general activity (UDA)	213
16/17 Contracted orthodontic activity (UOA)	0
Carry forward orthodontic activity (UOA)	0
Baseline contract value	£488,945.07

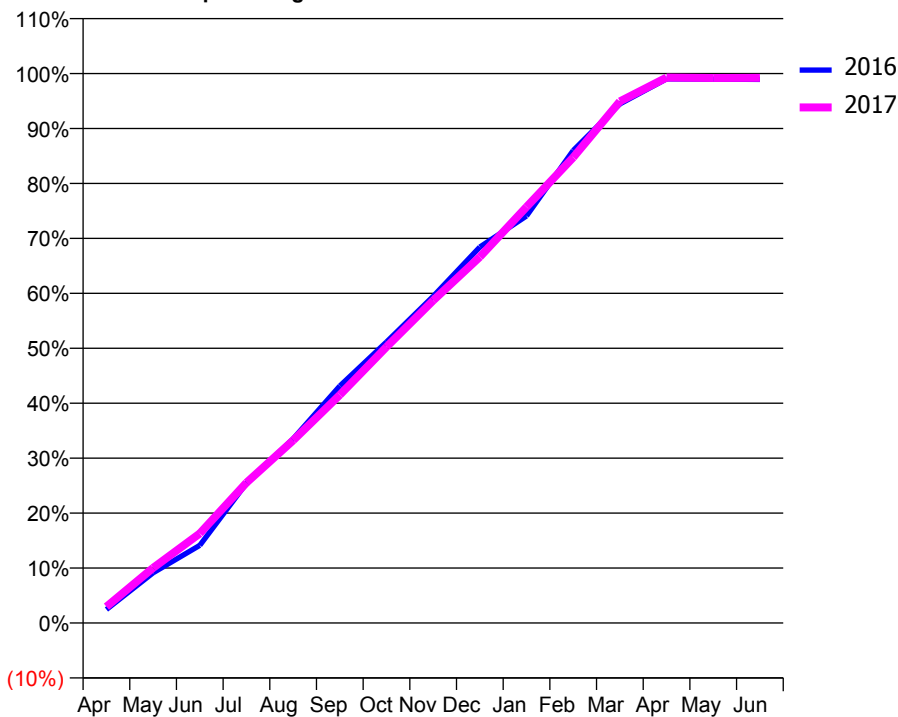
ACCESS*

Patients seen in 24 months	Total	Change since previous quarter
Quarter ending March 2016	7,226	
Quarter ending June 2016	7,228	→
Quarter ending September 2016	7,249	→
Quarter ending December 2016	7,277	→
Quarter ending March 2017	7,377	→
Variance since March 2016	2.1%	↑



ACTIVITY

Cumulative percentage of contracted UDA delivered 2016 & 2017



Month	Adjusted Scheduled Activity (UDA)	
	2016	2017
April	486	594
May	1,806	2,008
June	2,794	3,261
July	5,031	5,110
August	6,627	6,648
September	8,529	8,300
October	10,114	10,047
November	11,756	11,739
December	13,529	13,327
January	14,646	15,146
February	17,007	16,944
March	18,679	18,983
April	19,580	19,850
May	19,574	19,839
June	19,562	19,841

QUALITY

	Quantity	Base Number	Contract	AT	Region	England
% of FP17s for the same patient ID Re-attending within 3 months - Children	270	3,223	8.4%	12.9%	13.3%	12.3%
% of FP17s for the same patient ID Re-attending within 3 months - Adults	992	7,052	14.1%	17.6%	17.3%	16.7%
% of FP17s for the same patient ID Re-attending between 3 & 9 months - Children	2,030	3,223	63.0%	56.2%	58.9%	57.6%
% of FP17s for the same patient ID Re-attending between 3 & 9 months - Adults	3,351	7,052	47.5%	49.9%	52.2%	50.1%
% of FP17s for Band 1 Urgent Courses	755	9,423	8.0%	10.4%	9.2%	9.1%
% of FP17s Relating to Free Repair or Replacements	54	9,423	0.6%	0.9%	1.0%	0.8%
% of FP17s Relating to Continuations	62	9,423	0.7%	1.3%	1.4%	1.2%
% of Patients satisfied with the dentistry they have received	7	7	N/A	92.1%	93.1%	92.8%
% of Patients satisfied with the time they had to wait for an appointment	7	7	N/A	88.1%	89.5%	88.7%

* This is based on patients treated on this contract for their most recent course of treatment. Figures in italics indicate the base number of FP17s or Patient Questionnaire responses are less than 100. N/A is shown where the base number of responses is less than 10 during the period. % is calculated as Quantity/Base number*100

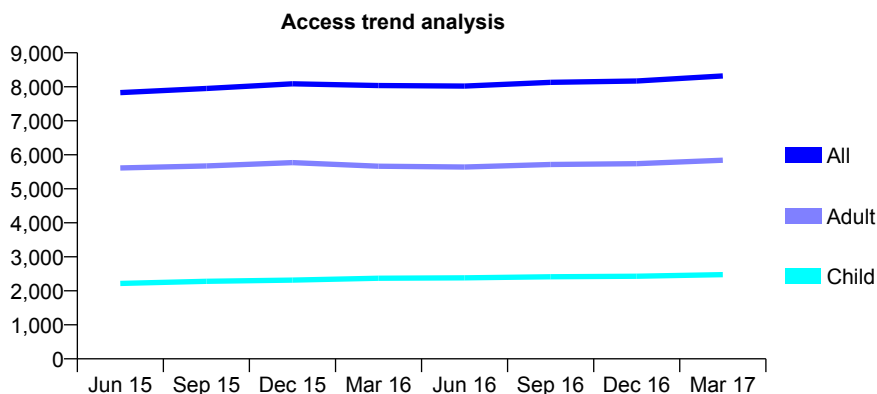
Q46 - Vital Signs At a Glance Contract Report for 155160/0002 - Year end March 2017

Name or company name	DCO Dental
Contract type name	GDS Contract
Purpose of contract	General
Contract start date	01/08/2009
Contract end date	

16/17 Contracted general activity (UDA)	23,150
Carry forward general activity (UDA)	943
16/17 Contracted orthodontic activity (UOA)	0
Carry forward orthodontic activity (UOA)	0
Baseline contract value	£565,953.92

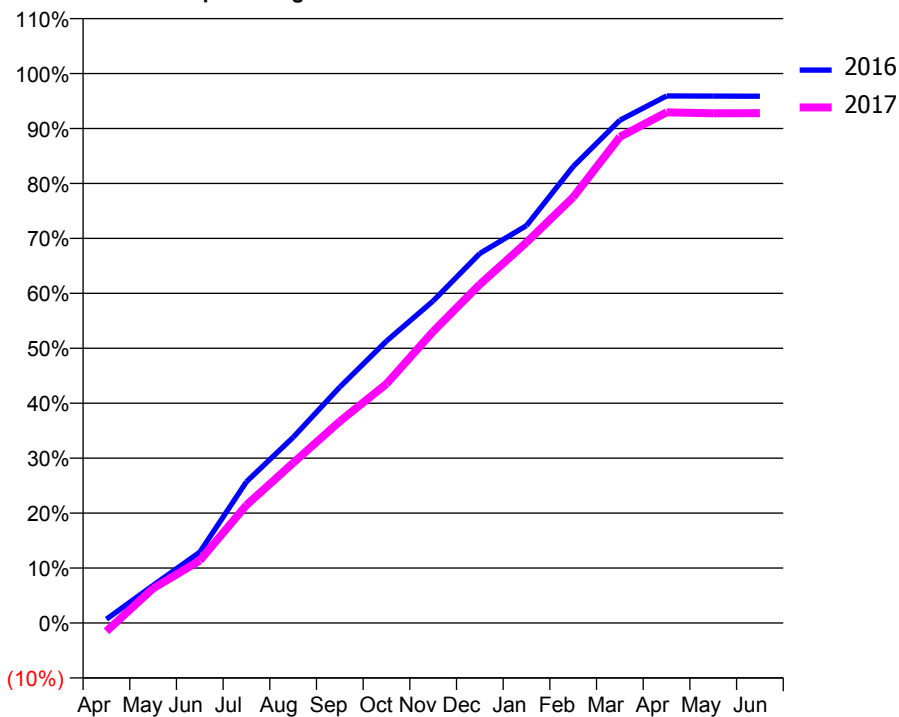
ACCESS*

Patients seen in 24 months	Total	Change since previous quarter
Quarter ending March 2016	8,036	
Quarter ending June 2016	8,022	→
Quarter ending September 2016	8,130	→
Quarter ending December 2016	8,170	→
Quarter ending March 2017	8,319	→
Variance since March 2016	3.5%	↑



ACTIVITY

Cumulative percentage of contracted UDA delivered 2016 & 2017



Month	Adjusted Scheduled Activity (UDA)	
	2016	2017
April	160	-353
May	1,568	1,458
June	2,947	2,631
July	5,876	4,968
August	7,722	6,742
September	9,812	8,495
October	11,726	10,076
November	13,393	12,284
December	15,368	14,267
January	16,525	16,033
February	18,981	17,940
March	20,905	20,478
April	21,917	21,516
May	21,910	21,477
June	21,907	21,482

QUALITY

	Quantity	Base Number	Contract	AT	Region	England
% of FP17s for the same patient ID Re-attending within 3 months - Children	297	3,818	7.8%	12.9%	13.3%	12.3%
% of FP17s for the same patient ID Re-attending within 3 months - Adults	1,184	8,248	14.4%	17.6%	17.3%	16.7%
% of FP17s for the same patient ID Re-attending between 3 & 9 months - Children	2,483	3,818	65.0%	56.2%	58.9%	57.6%
% of FP17s for the same patient ID Re-attending between 3 & 9 months - Adults	4,265	8,248	51.7%	49.9%	52.2%	50.1%
% of FP17s for Band 1 Urgent Courses	932	10,857	8.6%	10.4%	9.2%	9.1%
% of FP17s Relating to Free Repair or Replacements	100	10,857	0.9%	0.9%	1.0%	0.8%
% of FP17s Relating to Continuations	69	10,857	0.6%	1.3%	1.4%	1.2%
% of Patients satisfied with the dentistry they have received	8	9	N/A	92.1%	93.1%	92.8%
% of Patients satisfied with the time they had to wait for an appointment	8	9	N/A	88.1%	89.5%	88.7%

* This is based on patients treated on this contract for their most recent course of treatment. Figures in italics indicate the base number of FP17s or Patient Questionnaire responses are less than 100. N/A is shown where the base number of responses is less than 10 during the period. % is calculated as Quantity/Base number*100

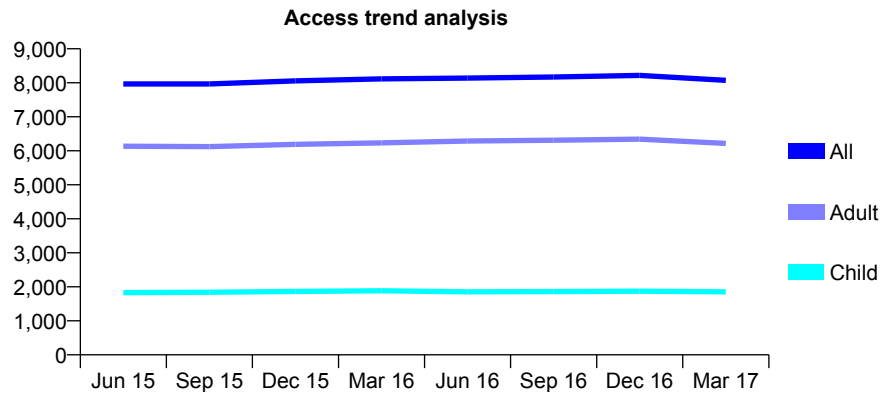
Q46 - Vital Signs At a Glance Contract Report for 155195/0001 - Year end March 2017

Name or company name	Bolton and Bury Dental Practice
Contract type name	GDS Contract
Purpose of contract	General
Contract start date	01/04/2012
Contract end date	

16/17 Contracted general activity (UDA)	31,932
Carry forward general activity (UDA)	0
16/17 Contracted orthodontic activity (UOA)	0
Carry forward orthodontic activity (UOA)	0
Baseline contract value	£956,140.50

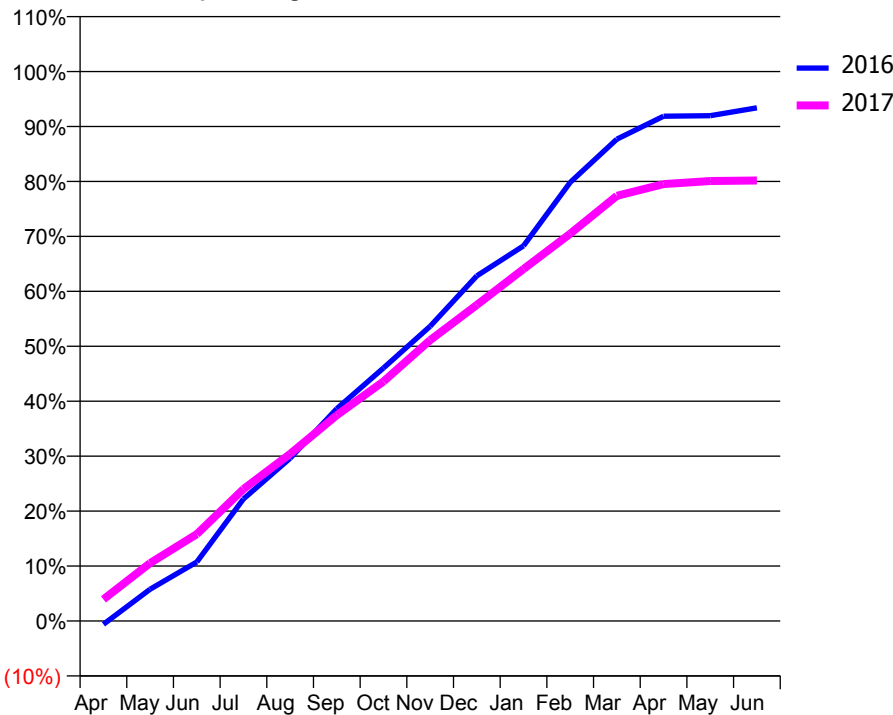
ACCESS*

Patients seen in 24 months	Total	Change since previous quarter
Quarter ending March 2016	8,116	
Quarter ending June 2016	8,141	→
Quarter ending September 2016	8,171	→
Quarter ending December 2016	8,218	→
Quarter ending March 2017	8,072	↓
Variance since March 2016	(0.5%)	→



ACTIVITY

Cumulative percentage of contracted UDA delivered 2016 & 2017



Month	Adjusted Scheduled Activity (UDA)	
	2016	2017
April	-177	1,257
May	1,645	3,365
June	3,052	5,048
July	6,316	7,665
August	8,418	9,711
September	10,985	11,959
October	13,092	13,923
November	15,254	16,322
December	17,863	18,370
January	19,415	20,456
February	22,693	22,510
March	24,935	24,706
April	26,119	25,389
May	26,147	25,565
June	26,553	25,602

QUALITY

	Quantity	Base Number	Contract	AT	Region	England
% of FP17s for the same patient ID Re-attending within 3 months - Children	185	2,424	7.6%	12.9%	13.3%	12.3%
% of FP17s for the same patient ID Re-attending within 3 months - Adults	1,210	8,024	15.1%	17.6%	17.3%	16.7%
% of FP17s for the same patient ID Re-attending between 3 & 9 months - Children	1,148	2,424	47.4%	56.2%	58.9%	57.6%
% of FP17s for the same patient ID Re-attending between 3 & 9 months - Adults	4,048	8,024	50.4%	49.9%	52.2%	50.1%
% of FP17s for Band 1 Urgent Courses	882	10,244	8.6%	10.4%	9.2%	9.1%
% of FP17s Relating to Free Repair or Replacements	72	10,244	0.7%	0.9%	1.0%	0.8%
% of FP17s Relating to Continuations	177	10,244	1.7%	1.3%	1.4%	1.2%
% of Patients satisfied with the dentistry they have received	32	35	91.4%	92.1%	93.1%	92.8%
% of Patients satisfied with the time they had to wait for an appointment	27	35	77.1%	88.1%	89.5%	88.7%

* This is based on patients treated on this contract for their most recent course of treatment. Figures in italics indicate the base number of FP17s or Patient Questionnaire responses are less than 100. N/A is shown where the base number of responses is less than 10 during the period. % is calculated as Quantity/Base number*100

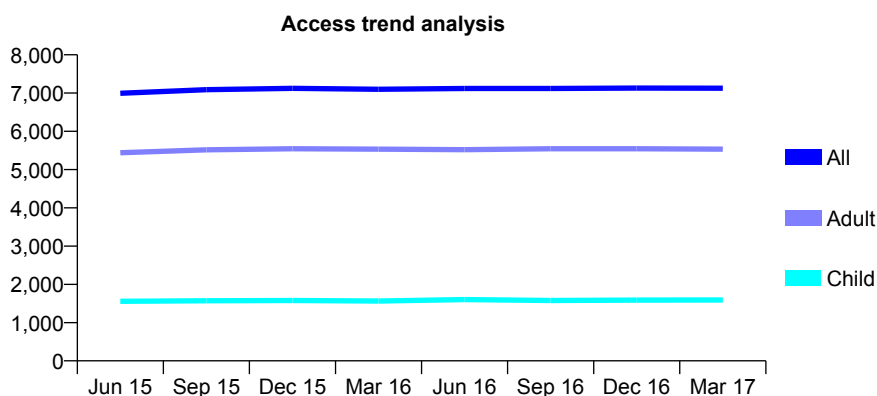
Q46 - Vital Signs At a Glance Contract Report for 156140/0001 - Year end March 2017

Name or company name	Edgeley Dental Practice
Contract type name	GDS Contract
Purpose of contract	General
Contract start date	22/03/2007
Contract end date	

16/17 Contracted general activity (UDA)	22,636
Carry forward general activity (UDA)	807
16/17 Contracted orthodontic activity (UOA)	0
Carry forward orthodontic activity (UOA)	0
Baseline contract value	£719,716.81

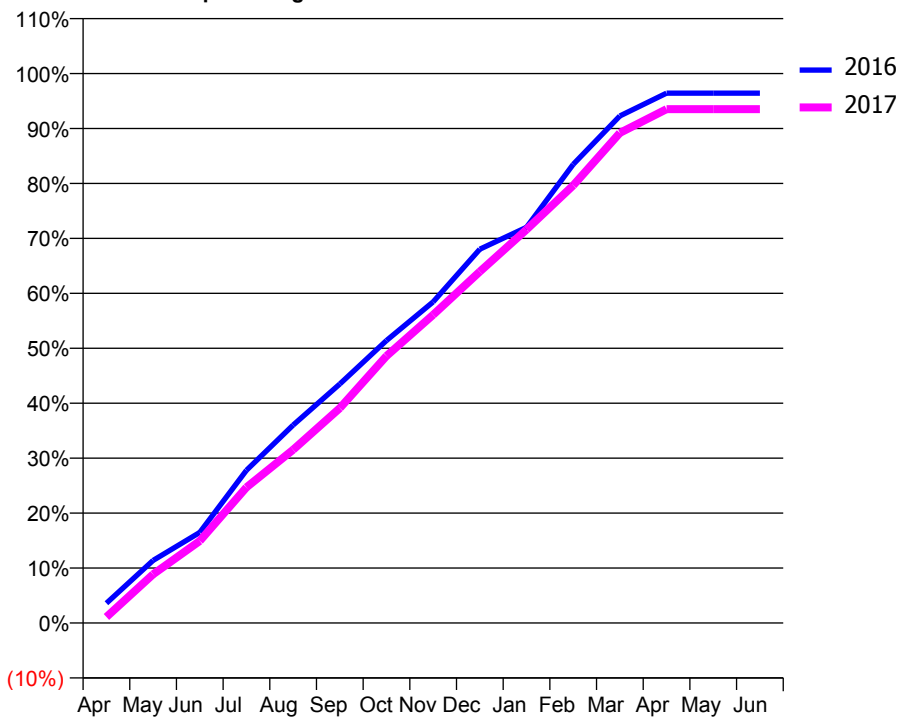
ACCESS*

Patients seen in 24 months	Total	Change since previous quarter
Quarter ending March 2016	7,099	
Quarter ending June 2016	7,119	→
Quarter ending September 2016	7,119	→
Quarter ending December 2016	7,131	→
Quarter ending March 2017	7,127	→
Variance since March 2016	0.4%	→



ACTIVITY

Cumulative percentage of contracted UDA delivered 2016 & 2017



Month	Adjusted Scheduled Activity (UDA)	
	2016	2017
April	818	249
May	2,580	2,007
June	3,731	3,380
July	6,292	5,587
August	8,153	7,138
September	9,845	8,849
October	11,638	10,997
November	13,231	12,697
December	15,400	14,478
January	16,300	16,208
February	18,891	18,024
March	20,885	20,190
April	21,829	21,166
May	21,829	21,166
June	21,829	21,166

QUALITY

	Quantity	Base Number	Contract	AT	Region	England
% of FP17s for the same patient ID Re-attending within 3 months - Children	169	2,363	7.2%	12.9%	13.3%	12.3%
% of FP17s for the same patient ID Re-attending within 3 months - Adults	1,413	8,864	15.9%	17.6%	17.3%	16.7%
% of FP17s for the same patient ID Re-attending between 3 & 9 months - Children	1,416	2,363	59.9%	56.2%	58.9%	57.6%
% of FP17s for the same patient ID Re-attending between 3 & 9 months - Adults	5,408	8,864	61.0%	49.9%	52.2%	50.1%
% of FP17s for Band 1 Urgent Courses	654	11,289	5.8%	10.4%	9.2%	9.1%
% of FP17s Relating to Free Repair or Replacements	75	11,289	0.7%	0.9%	1.0%	0.8%
% of FP17s Relating to Continuations	350	11,289	3.1%	1.3%	1.4%	1.2%
% of Patients satisfied with the dentistry they have received	7	7	N/A	92.1%	93.1%	92.8%
% of Patients satisfied with the time they had to wait for an appointment	6	7	N/A	88.1%	89.5%	88.7%

* This is based on patients treated on this contract for their most recent course of treatment. Figures in italics indicate the base number of FP17s or Patient Questionnaire responses are less than 100. N/A is shown where the base number of responses is less than 10 during the period. % is calculated as Quantity/Base number*100

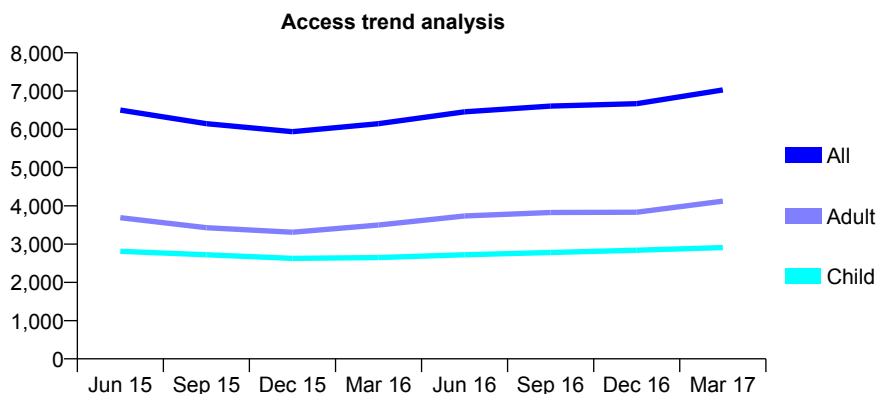
Q46 - Vital Signs At a Glance Contract Report for 156523/0001 - Year end March 2017

Name or company name	Daylesford Associates Limited
Contract type name	GDS Contract
Purpose of contract	General
Contract start date	22/05/2008
Contract end date	

16/17 Contracted general activity (UDA)	21,288
Carry forward general activity (UDA)	0
16/17 Contracted orthodontic activity (UOA)	0
Carry forward orthodontic activity (UOA)	0
Baseline contract value	£587,077.08

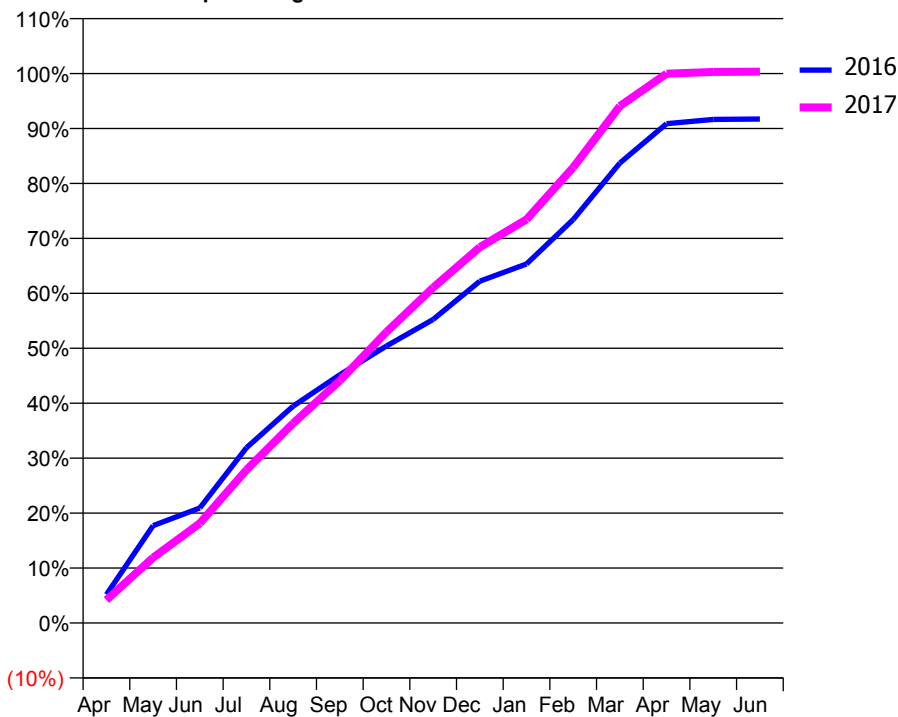
ACCESS*

Patients seen in 24 months	Total	Change since previous quarter
Quarter ending March 2016	6,146	
Quarter ending June 2016	6,456	↑
Quarter ending September 2016	6,607	↑
Quarter ending December 2016	6,671	→
Quarter ending March 2017	7,029	↑
Variance since March 2016	14.4%	↑



ACTIVITY

Cumulative percentage of contracted UDA delivered 2016 & 2017



Month	Adjusted Scheduled Activity (UDA)	
	2016	2017
April	1,103	893
May	3,775	2,533
June	4,457	3,861
July	6,793	5,933
August	8,402	7,736
September	9,615	9,390
October	10,731	11,274
November	11,759	12,994
December	13,244	14,559
January	13,911	15,633
February	15,627	17,650
March	17,818	20,023
April	19,342	21,283
May	19,508	21,347
June	19,526	21,357

QUALITY

	Quantity	Base Number	Contract	AT	Region	England
% of FP17s for the same patient ID Re-attending within 3 months - Children	423	4,439	9.5%	12.9%	13.3%	12.3%
% of FP17s for the same patient ID Re-attending within 3 months - Adults	1,059	5,475	19.3%	17.6%	17.3%	16.7%
% of FP17s for the same patient ID Re-attending between 3 & 9 months - Children	2,105	4,439	47.4%	56.2%	58.9%	57.6%
% of FP17s for the same patient ID Re-attending between 3 & 9 months - Adults	1,882	5,475	34.4%	49.9%	52.2%	50.1%
% of FP17s for Band 1 Urgent Courses	1,460	9,664	15.1%	10.4%	9.2%	9.1%
% of FP17s Relating to Free Repair or Replacements	16	9,664	0.2%	0.9%	1.0%	0.8%
% of FP17s Relating to Continuations	47	9,664	0.5%	1.3%	1.4%	1.2%
% of Patients satisfied with the dentistry they have received	4	5	N/A	92.1%	93.1%	92.8%
% of Patients satisfied with the time they had to wait for an appointment	3	5	N/A	88.1%	89.5%	88.7%

* This is based on patients treated on this contract for their most recent course of treatment. Figures in italics indicate the base number of FP17s or Patient Questionnaire responses are less than 100. N/A is shown where the base number of responses is less than 10 during the period. % is calculated as Quantity/Base number*100

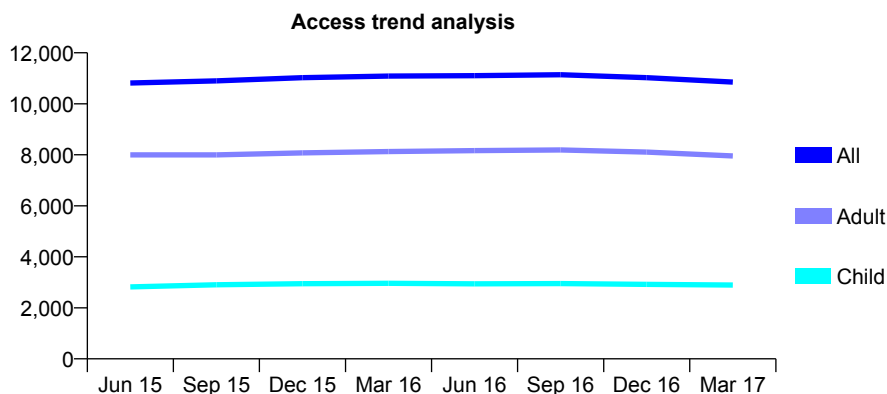
Q46 - Vital Signs At a Glance Contract Report for 158216/0001 - Year end March 2017

Name or company name	Bredbury Dental Practice Ltd
Contract type name	GDS Contract
Purpose of contract	General
Contract start date	01/04/2008
Contract end date	

16/17 Contracted general activity (UDA)	29,008
Carry forward general activity (UDA)	-580
16/17 Contracted orthodontic activity (UOA)	0
Carry forward orthodontic activity (UOA)	0
Baseline contract value	£830,123.77

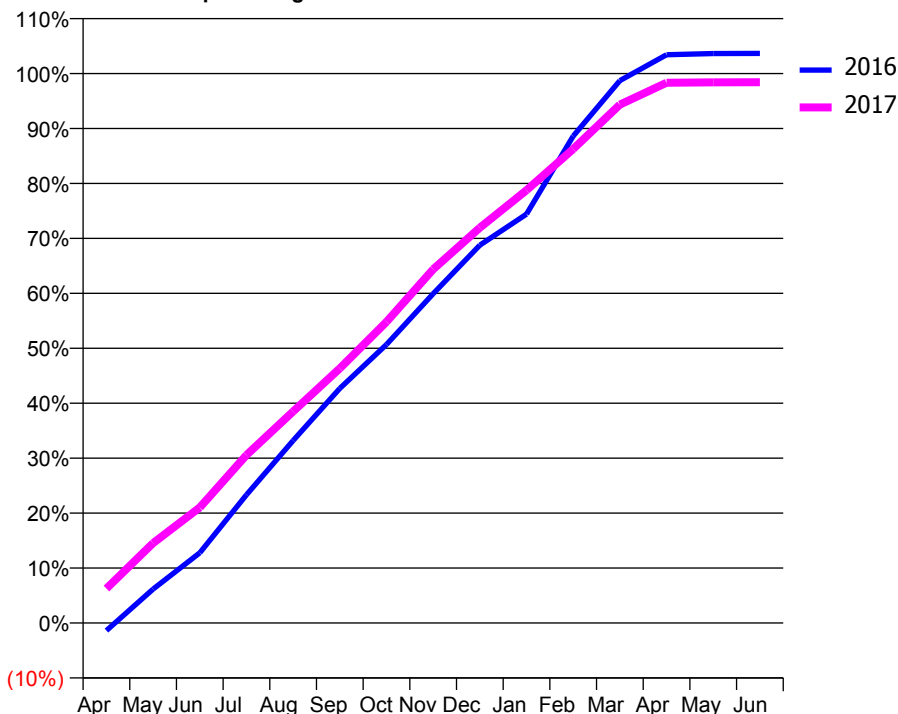
ACCESS*

Patients seen in 24 months	Total	Change since previous quarter
Quarter ending March 2016	11,090	
Quarter ending June 2016	11,105	→
Quarter ending September 2016	11,142	→
Quarter ending December 2016	11,025	↓
Quarter ending March 2017	10,854	↓
Variance since March 2016	(2.1%)	↓



ACTIVITY

Cumulative percentage of contracted UDA delivered 2016 & 2017



Adjusted Scheduled Activity (UDA)

Month	2016	2017
April	-403	1,818
May	1,792	4,219
June	3,706	6,101
July	6,766	8,867
August	9,631	11,167
September	12,385	13,444
October	14,699	15,898
November	17,381	18,675
December	19,943	20,872
January	21,583	22,846
February	25,702	25,022
March	28,633	27,368
April	30,000	28,522
May	30,061	28,541
June	30,072	28,548

QUALITY

	Quantity	Base Number	Contract	AT	Region	England
% of FP17s for the same patient ID Re-attending within 3 months - Children	375	4,151	9.0%	12.9%	13.3%	12.3%
% of FP17s for the same patient ID Re-attending within 3 months - Adults	1,108	9,468	11.7%	17.6%	17.3%	16.7%
% of FP17s for the same patient ID Re-attending between 3 & 9 months - Children	2,495	4,151	60.1%	56.2%	58.9%	57.6%
% of FP17s for the same patient ID Re-attending between 3 & 9 months - Adults	4,714	9,468	49.8%	49.9%	52.2%	50.1%
% of FP17s for Band 1 Urgent Courses	678	13,336	5.1%	10.4%	9.2%	9.1%
% of FP17s Relating to Free Repair or Replacements	72	13,336	0.5%	0.9%	1.0%	0.8%
% of FP17s Relating to Continuations	209	13,336	1.6%	1.3%	1.4%	1.2%
% of Patients satisfied with the dentistry they have received	25	26	96.2%	92.1%	93.1%	92.8%
% of Patients satisfied with the time they had to wait for an appointment	24	26	92.3%	88.1%	89.5%	88.7%

* This is based on patients treated on this contract for their most recent course of treatment. Figures in italics indicate the base number of FP17s or Patient Questionnaire responses are less than 100. N/A is shown where the base number of responses is less than 10 during the period. % is calculated as Quantity/Base number*100

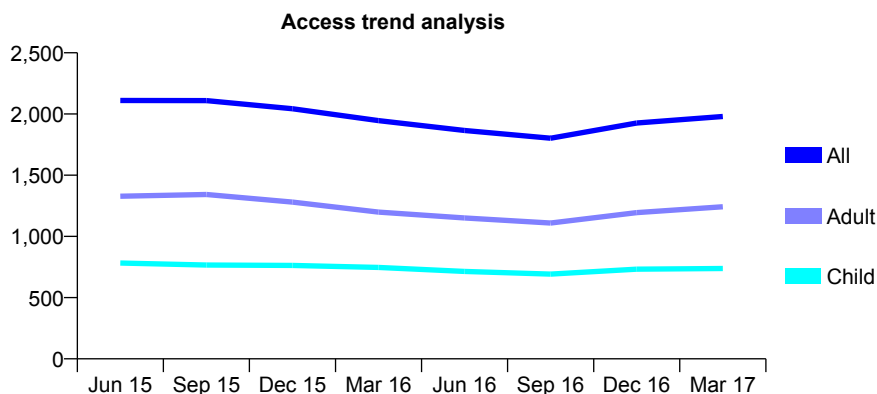
Q46 - Vital Signs At a Glance Contract Report for 158453/0001 - Year end March 2017

Name or company name	Ravat and Ray Dental Care (Pemberton) Lt
Contract type name	GDS Contract
Purpose of contract	General
Contract start date	01/10/2013
Contract end date	

16/17 Contracted general activity (UDA)	6,500
Carry forward general activity (UDA)	-130
16/17 Contracted orthodontic activity (UOA)	0
Carry forward orthodontic activity (UOA)	0
Baseline contract value	£195,603.16

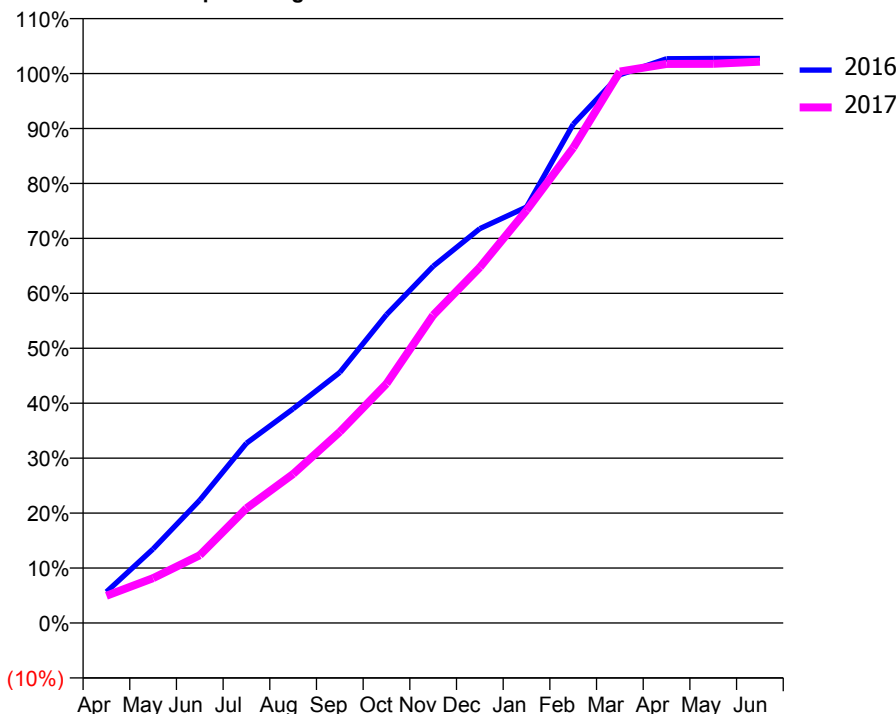
ACCESS*

Patients seen in 24 months	Total	Change since previous quarter
Quarter ending March 2016	1,946	
Quarter ending June 2016	1,865	↓
Quarter ending September 2016	1,802	↓
Quarter ending December 2016	1,927	↑
Quarter ending March 2017	1,980	↑
Variance since March 2016	1.7%	→



ACTIVITY

Cumulative percentage of contracted UDA delivered 2016 & 2017



Month	Adjusted Scheduled Activity (UDA)	
	2016	2017
April	368	323
May	876	530
June	1,454	803
July	2,127	1,358
August	2,534	1,762
September	2,965	2,261
October	3,648	2,831
November	4,220	3,641
December	4,665	4,208
January	4,920	4,882
February	5,900	5,621
March	6,486	6,523
April	6,675	6,612
May	6,677	6,615
June	6,677	6,640

QUALITY

	Quantity	Base Number	Contract	AT	Region	England
% of FP17s for the same patient ID Re-attending within 3 months - Children	216	1,306	16.5%	12.9%	13.3%	12.3%
% of FP17s for the same patient ID Re-attending within 3 months - Adults	300	1,831	16.4%	17.6%	17.3%	16.7%
% of FP17s for the same patient ID Re-attending between 3 & 9 months - Children	766	1,306	58.7%	56.2%	58.9%	57.6%
% of FP17s for the same patient ID Re-attending between 3 & 9 months - Adults	916	1,831	50.0%	49.9%	52.2%	50.1%
% of FP17s for Band 1 Urgent Courses	392	3,131	12.5%	10.4%	9.2%	9.1%
% of FP17s Relating to Free Repair or Replacements	24	3,131	0.8%	0.9%	1.0%	0.8%
% of FP17s Relating to Continuations	3	3,131	0.1%	1.3%	1.4%	1.2%
% of Patients satisfied with the dentistry they have received	1	1	N/A	92.1%	93.1%	92.8%
% of Patients satisfied with the time they had to wait for an appointment	1	1	N/A	88.1%	89.5%	88.7%

* This is based on patients treated on this contract for their most recent course of treatment. Figures in italics indicate the base number of FP17s or Patient Questionnaire responses are less than 100. N/A is shown where the base number of responses is less than 10 during the period. % is calculated as Quantity/Base number*100

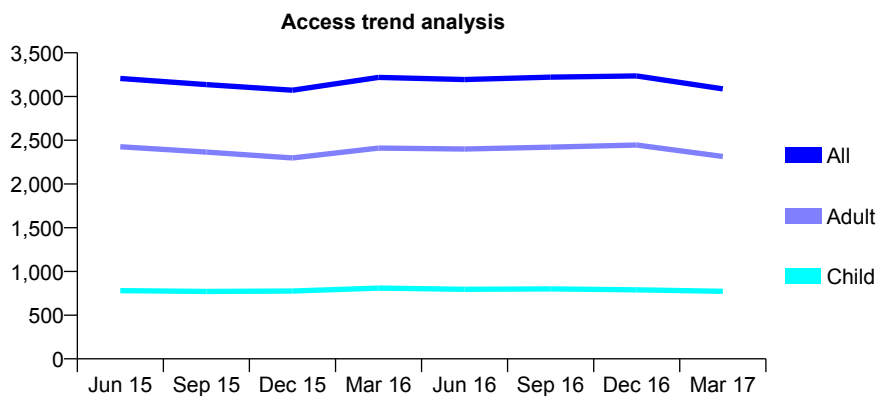
Q46 - Vital Signs At a Glance Contract Report for 158550/0001 - Year end March 2017

Name or company name	Pearl Smile Limited
Contract type name	GDS Contract
Purpose of contract	General
Contract start date	01/03/2010
Contract end date	

16/17 Contracted general activity (UDA)	9,882
Carry forward general activity (UDA)	-197
16/17 Contracted orthodontic activity (UOA)	0
Carry forward orthodontic activity (UOA)	0
Baseline contract value	£267,200.06

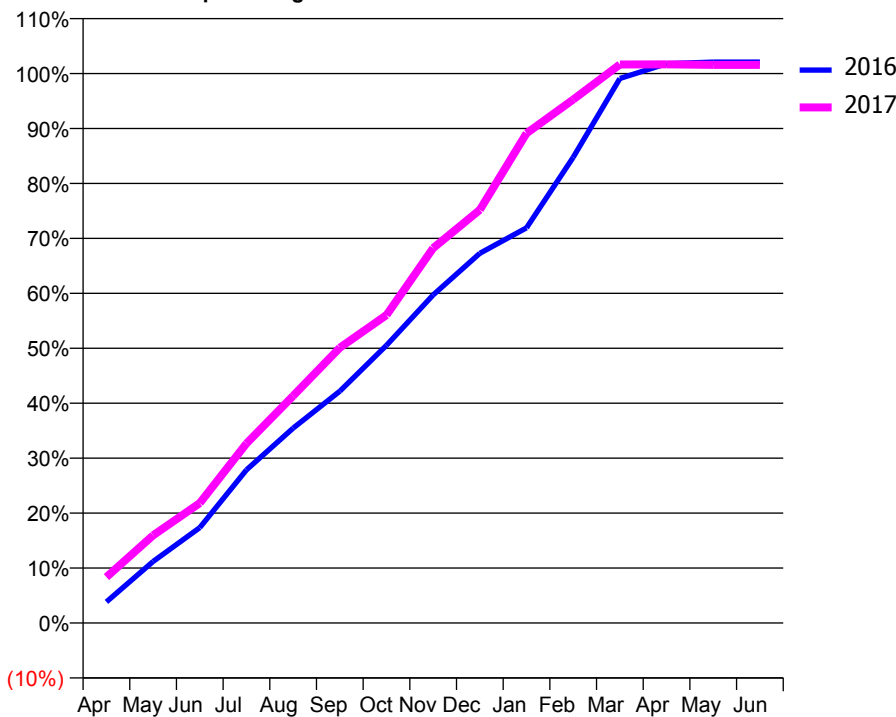
ACCESS*

Patients seen in 24 months	Total	Change since previous quarter
Quarter ending March 2016	3,219	
Quarter ending June 2016	3,194	→
Quarter ending September 2016	3,221	→
Quarter ending December 2016	3,235	→
Quarter ending March 2017	3,087	↓
Variance since March 2016	(4.1%)	↓



ACTIVITY

Cumulative percentage of contracted UDA delivered 2016 & 2017



Month	Adjusted Scheduled Activity (UDA)	
	2016	2017
April	390	826
May	1,133	1,577
June	1,757	2,157
July	2,821	3,229
August	3,589	4,086
September	4,270	4,950
October	5,112	5,539
November	6,042	6,742
December	6,806	7,431
January	7,277	8,806
February	8,576	9,413
March	10,027	10,044
April	10,298	10,048
May	10,328	10,038
June	10,328	10,038

QUALITY

	Quantity	Base Number	Contract	AT	Region	England
% of FP17s for the same patient ID Re-attending within 3 months - Children	78	954	8.2%	12.9%	13.3%	12.3%
% of FP17s for the same patient ID Re-attending within 3 months - Adults	334	2,780	12.0%	17.6%	17.3%	16.7%
% of FP17s for the same patient ID Re-attending between 3 & 9 months - Children	539	954	56.5%	56.2%	58.9%	57.6%
% of FP17s for the same patient ID Re-attending between 3 & 9 months - Adults	1,489	2,780	53.6%	49.9%	52.2%	50.1%
% of FP17s for Band 1 Urgent Courses	349	3,620	9.6%	10.4%	9.2%	9.1%
% of FP17s Relating to Free Repair or Replacements	11	3,620	0.3%	0.9%	1.0%	0.8%
% of FP17s Relating to Continuations	7	3,620	0.2%	1.3%	1.4%	1.2%
% of Patients satisfied with the dentistry they have received	2	3	N/A	92.1%	93.1%	92.8%
% of Patients satisfied with the time they had to wait for an appointment	2	3	N/A	88.1%	89.5%	88.7%

* This is based on patients treated on this contract for their most recent course of treatment. Figures in italics indicate the base number of FP17s or Patient Questionnaire responses are less than 100. N/A is shown where the base number of responses is less than 10 during the period. % is calculated as Quantity/Base number*100

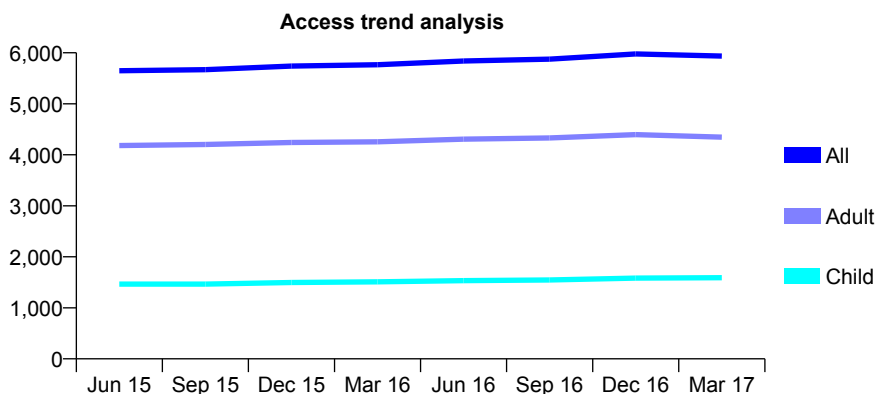
Q46 - Vital Signs At a Glance Contract Report for 158674/0001 - Year end March 2017

Name or company name	IDH 418 Limited
Contract type name	GDS Contract
Purpose of contract	General
Contract start date	01/10/2008
Contract end date	

16/17 Contracted general activity (UDA)	15,889
Carry forward general activity (UDA)	-7
16/17 Contracted orthodontic activity (UOA)	0
Carry forward orthodontic activity (UOA)	0
Baseline contract value	£563,566.41

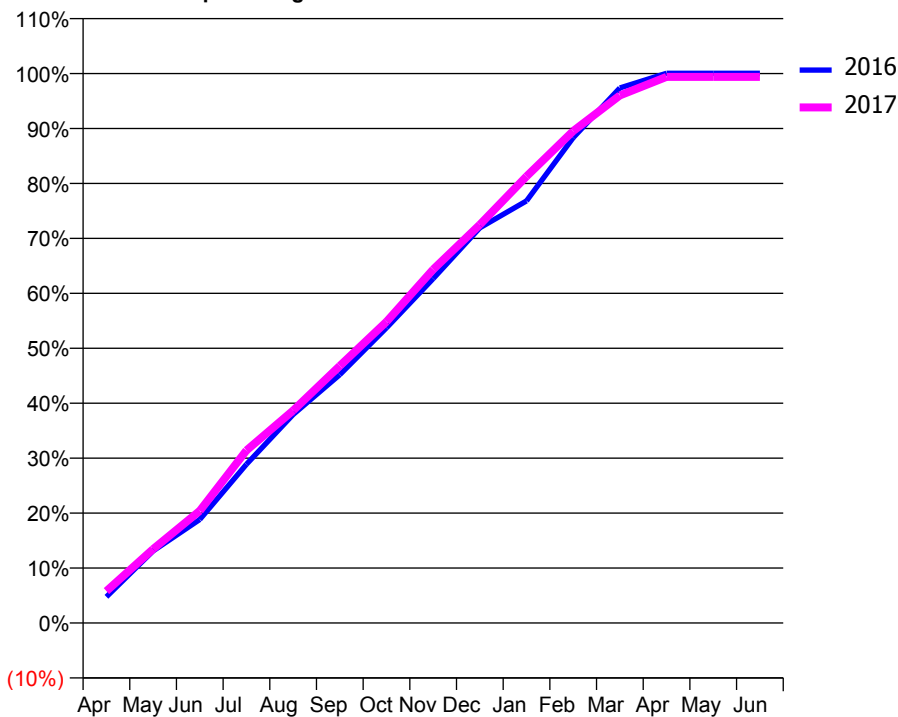
ACCESS*

Patients seen in 24 months	Total	Change since previous quarter
Quarter ending March 2016	5,766	
Quarter ending June 2016	5,840	→
Quarter ending September 2016	5,876	→
Quarter ending December 2016	5,979	→
Quarter ending March 2017	5,936	→
Variance since March 2016	2.9%	↑



ACTIVITY

Cumulative percentage of contracted UDA delivered 2016 & 2017



Adjusted Scheduled Activity (UDA)

Month	2016	2017
April	759	923
May	2,086	2,139
June	2,994	3,243
July	4,589	4,990
August	6,027	6,143
September	7,181	7,436
October	8,534	8,710
November	9,959	10,222
December	11,427	11,520
January	12,204	12,915
February	14,032	14,226
March	15,472	15,257
April	15,896	15,791
May	15,896	15,791
June	15,896	15,791

QUALITY

	Quantity	Base Number	Contract	AT	Region	England
% of FP17s for the same patient ID Re-attending within 3 months - Children	159	2,067	7.7%	12.9%	13.3%	12.3%
% of FP17s for the same patient ID Re-attending within 3 months - Adults	610	5,079	12.0%	17.6%	17.3%	16.7%
% of FP17s for the same patient ID Re-attending between 3 & 9 months - Children	965	2,067	46.7%	56.2%	58.9%	57.6%
% of FP17s for the same patient ID Re-attending between 3 & 9 months - Adults	2,275	5,079	44.8%	49.9%	52.2%	50.1%
% of FP17s for Band 1 Urgent Courses	279	7,178	3.9%	10.4%	9.2%	9.1%
% of FP17s Relating to Free Repair or Replacements	56	7,178	0.8%	0.9%	1.0%	0.8%
% of FP17s Relating to Continuations	205	7,178	2.9%	1.3%	1.4%	1.2%
% of Patients satisfied with the dentistry they have received	3	3	N/A	92.1%	93.1%	92.8%
% of Patients satisfied with the time they had to wait for an appointment	2	3	N/A	88.1%	89.5%	88.7%

* This is based on patients treated on this contract for their most recent course of treatment. Figures in italics indicate the base number of FP17s or Patient Questionnaire responses are less than 100. N/A is shown where the base number of responses is less than 10 during the period. % is calculated as Quantity/Base number*100

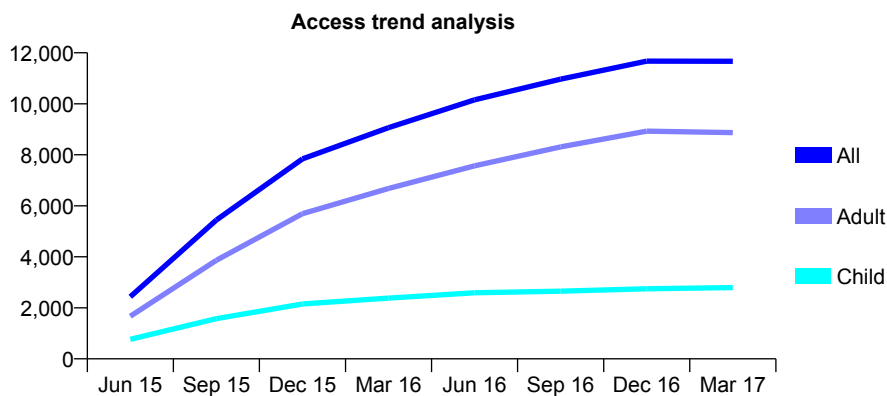
Q46 - Vital Signs At a Glance Contract Report for 160059/0001 - Year end March 2017

Name or company name	REVIVE DENTAL CARE LIMITED
Contract type name	Pilot Contract
Purpose of contract	General
Contract start date	01/01/2015
Contract end date	

16/17 Contracted general activity (UDA)	28,580
Carry forward general activity (UDA)	0
16/17 Contracted orthodontic activity (UOA)	0
Carry forward orthodontic activity (UOA)	0
Baseline contract value	£1,005,797.22

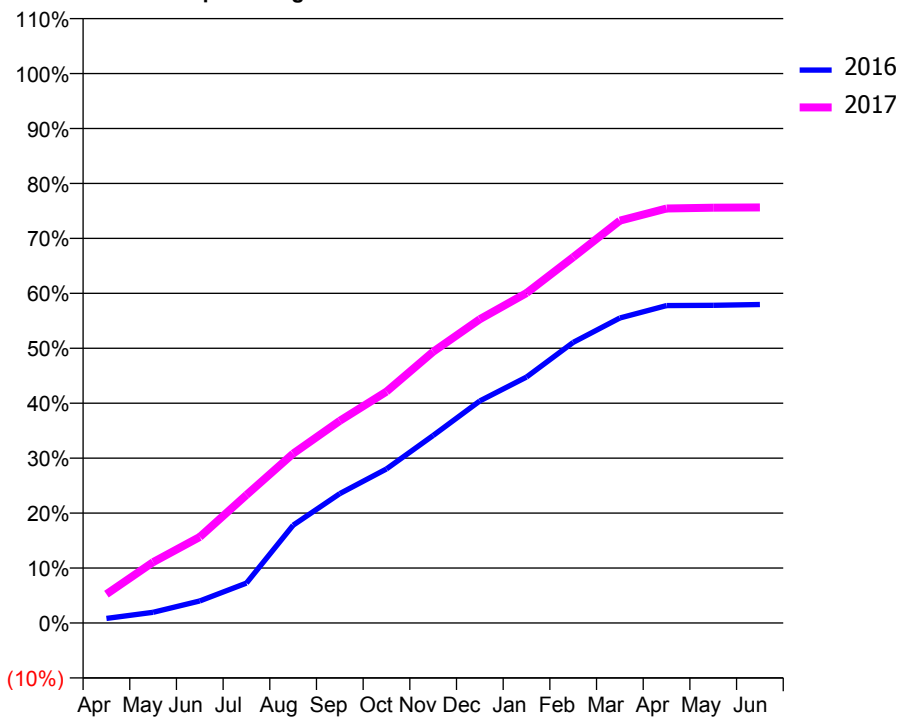
ACCESS*

Patients seen in 24 months	Total	Change since previous quarter
Quarter ending March 2016	9,064	
Quarter ending June 2016	10,158	↑
Quarter ending September 2016	10,966	↑
Quarter ending December 2016	11,674	↑
Quarter ending March 2017	11,666	→
Variance since March 2016	28.7%	↑



ACTIVITY

Cumulative percentage of contracted UDA delivered 2016 & 2017



Month	Adjusted Scheduled Activity (UDA)	
	2016	2017
April	238	1,502
May	560	3,168
June	1,145	4,478
July	2,079	6,661
August	5,088	8,814
September	6,730	10,516
October	8,016	12,037
November	9,752	14,110
December	11,551	15,800
January	12,794	17,165
February	14,597	19,027
March	15,865	20,930
April	16,510	21,556
May	16,526	21,598
June	16,564	21,614

QUALITY

	Quantity	Base Number	Contract	AT	Region	England
% of FP17s for the same patient ID Re-attending within 3 months - Children	190	3,472	5.5%	12.9%	13.3%	12.3%
% of FP17s for the same patient ID Re-attending within 3 months - Adults	1,262	8,858	14.2%	17.6%	17.3%	16.7%
% of FP17s for the same patient ID Re-attending between 3 & 9 months - Children	1,269	3,472	36.5%	56.2%	58.9%	57.6%
% of FP17s for the same patient ID Re-attending between 3 & 9 months - Adults	1,768	8,858	20.0%	49.9%	52.2%	50.1%
% of FP17s for Band 1 Urgent Courses	2,355	12,216	19.3%	10.4%	9.2%	9.1%
% of FP17s Relating to Free Repair or Replacements	55	12,216	0.5%	0.9%	1.0%	0.8%
% of FP17s Relating to Continuations	2	12,216	0.0%	1.3%	1.4%	1.2%
% of Patients satisfied with the dentistry they have received	4	4	N/A	92.1%	93.1%	92.8%
% of Patients satisfied with the time they had to wait for an appointment	3	4	N/A	88.1%	89.5%	88.7%

* This is based on patients treated on this contract for their most recent course of treatment. Figures in italics indicate the base number of FP17s or Patient Questionnaire responses are less than 100. N/A is shown where the base number of responses is less than 10 during the period. % is calculated as Quantity/Base number*100

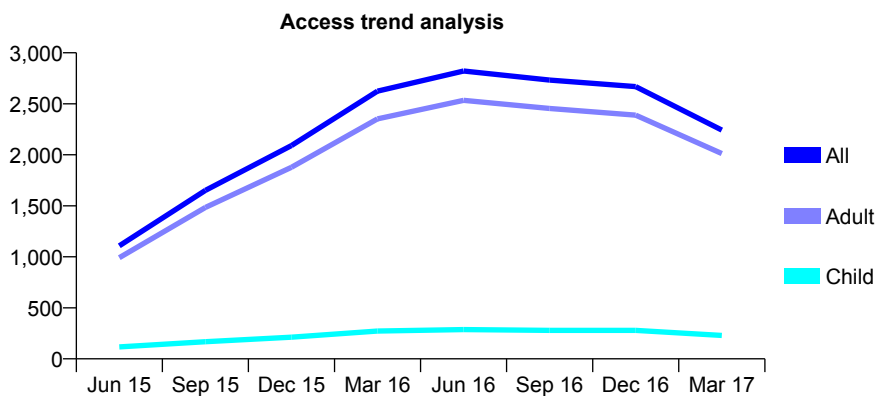
Q46 - Vital Signs At a Glance Contract Report for 160059/0004 - Year end March 2017

Name or company name	REVIVE DENTAL CARE LIMITED
Contract type name	PDS Contract
Purpose of contract	General
Contract start date	01/01/2015
Contract end date	31/03/2018

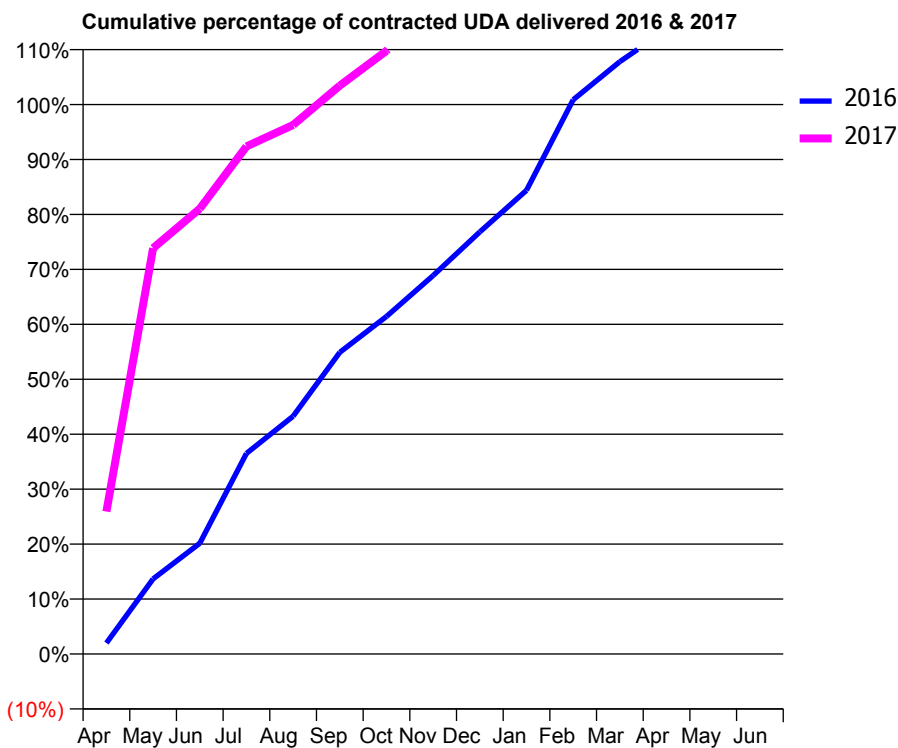
16/17 Contracted general activity (UDA)	918
Carry forward general activity (UDA)	0
16/17 Contracted orthodontic activity (UOA)	0
Carry forward orthodontic activity (UOA)	0
Baseline contract value	£50,350.00

ACCESS*

Patients seen in 24 months	Total	Change since previous quarter
Quarter ending March 2016	2,624	
Quarter ending June 2016	2,821	↑
Quarter ending September 2016	2,733	↓
Quarter ending December 2016	2,668	↓
Quarter ending March 2017	2,243	↓
Variance since March 2016	(14.5%)	↓



ACTIVITY



Month	Adjusted Scheduled Activity (UDA)	
	2016	2017
April	110	238
May	752	678
June	1,109	744
July	2,008	848
August	2,381	884
September	3,019	950
October	3,379	1,008
November	3,789	1,084
December	4,224	1,218
January	4,642	1,270
February	5,547	1,482
March	5,929	1,482
April	6,248	1,497
May	6,248	1,497
June	6,249	1,508

QUALITY

	Quantity	Base Number	Contract	AT	Region	England
% of FP17s for the same patient ID Re-attending within 3 months - Children	4	131	3.1%	12.9%	13.3%	12.3%
% of FP17s for the same patient ID Re-attending within 3 months - Adults	40	813	4.9%	17.6%	17.3%	16.7%
% of FP17s for the same patient ID Re-attending between 3 & 9 months - Children	0	131	0.0%	56.2%	58.9%	57.6%
% of FP17s for the same patient ID Re-attending between 3 & 9 months - Adults	14	813	1.7%	49.9%	52.2%	50.1%
% of FP17s for Band 1 Urgent Courses	564	702	80.3%	10.4%	9.2%	9.1%
% of FP17s Relating to Free Repair or Replacements	2	702	0.3%	0.9%	1.0%	0.8%
% of FP17s Relating to Continuations	0	702	0.0%	1.3%	1.4%	1.2%
% of Patients satisfied with the dentistry they have received	2	3	N/A	92.1%	93.1%	92.8%
% of Patients satisfied with the time they had to wait for an appointment	2	3	N/A	88.1%	89.5%	88.7%

* This is based on patients treated on this contract for their most recent course of treatment. Figures in italics indicate the base number of FP17s or Patient Questionnaire responses are less than 100. N/A is shown where the base number of responses is less than 10 during the period. % is calculated as Quantity/Base number*100

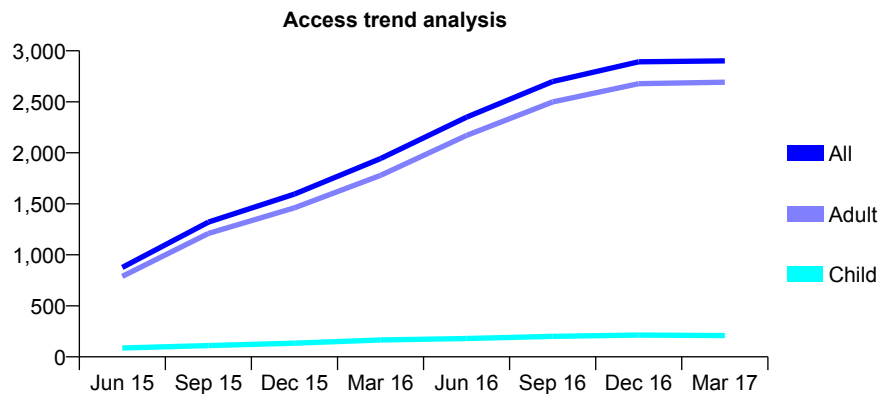
Q46 - Vital Signs At a Glance Contract Report for 160059/0005 - Year end March 2017

Name or company name	REVIVE DENTAL CARE LIMITED
Contract type name	PDS Contract
Purpose of contract	General
Contract start date	01/01/2015
Contract end date	31/03/2018

16/17 Contracted general activity (UDA)	4,800
Carry forward general activity (UDA)	0
16/17 Contracted orthodontic activity (UOA)	0
Carry forward orthodontic activity (UOA)	0
Baseline contract value	£151,343.31

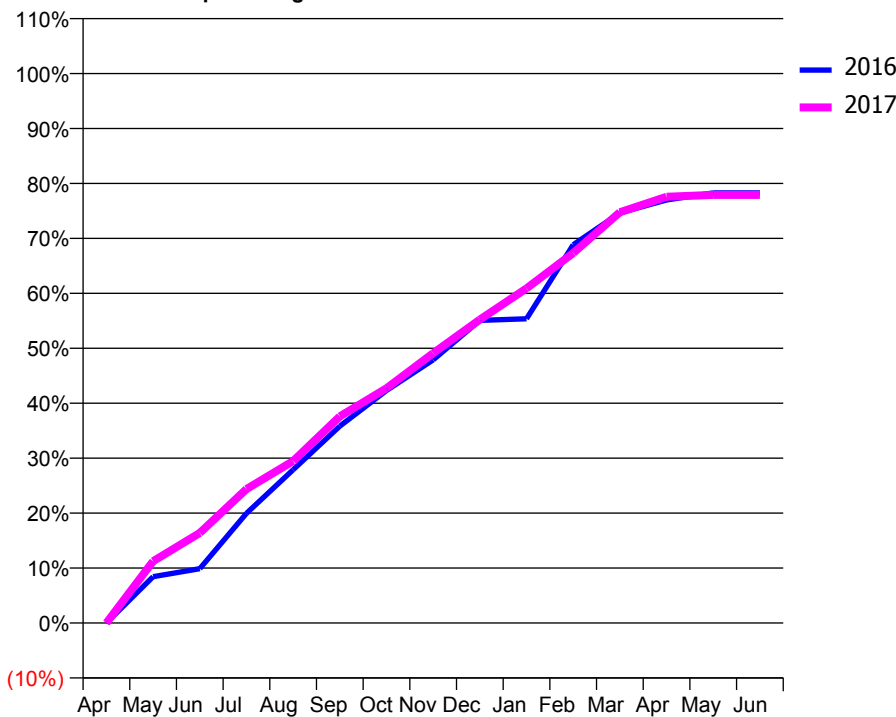
ACCESS*

Patients seen in 24 months	Total	Change since previous quarter
Quarter ending March 2016	1,943	
Quarter ending June 2016	2,350	↑
Quarter ending September 2016	2,699	↑
Quarter ending December 2016	2,892	↑
Quarter ending March 2017	2,901	→
Variance since March 2016	49.3%	↑



ACTIVITY

Cumulative percentage of contracted UDA delivered 2016 & 2017



Month	Adjusted Scheduled Activity (UDA)	
	2016	2017
April	0	0
May	404	540
June	475	787
July	958	1,170
August	1,339	1,414
September	1,720	1,805
October	2,030	2,051
November	2,299	2,357
December	2,644	2,651
January	2,658	2,923
February	3,304	3,232
March	3,582	3,588
April	3,695	3,724
May	3,757	3,740
June	3,757	3,740

QUALITY

	Quantity	Base Number	Contract	AT	Region	England
% of FP17s for the same patient ID Re-attending within 3 months - Children	20	270	7.4%	12.9%	13.3%	12.3%
% of FP17s for the same patient ID Re-attending within 3 months - Adults	256	2,868	8.9%	17.6%	17.3%	16.7%
% of FP17s for the same patient ID Re-attending between 3 & 9 months - Children	17	270	6.3%	56.2%	58.9%	57.6%
% of FP17s for the same patient ID Re-attending between 3 & 9 months - Adults	164	2,868	5.7%	49.9%	52.2%	50.1%
% of FP17s for Band 1 Urgent Courses	3,110	3,114	99.9%	10.4%	9.2%	9.1%
% of FP17s Relating to Free Repair or Replacements	10	3,114	0.3%	0.9%	1.0%	0.8%
% of FP17s Relating to Continuations	0	3,114	0.0%	1.3%	1.4%	1.2%
% of Patients satisfied with the dentistry they have received	1	1	N/A	92.1%	93.1%	92.8%
% of Patients satisfied with the time they had to wait for an appointment	1	1	N/A	88.1%	89.5%	88.7%

* This is based on patients treated on this contract for their most recent course of treatment. Figures in italics indicate the base number of FP17s or Patient Questionnaire responses are less than 100. N/A is shown where the base number of responses is less than 10 during the period. % is calculated as Quantity/Base number*100

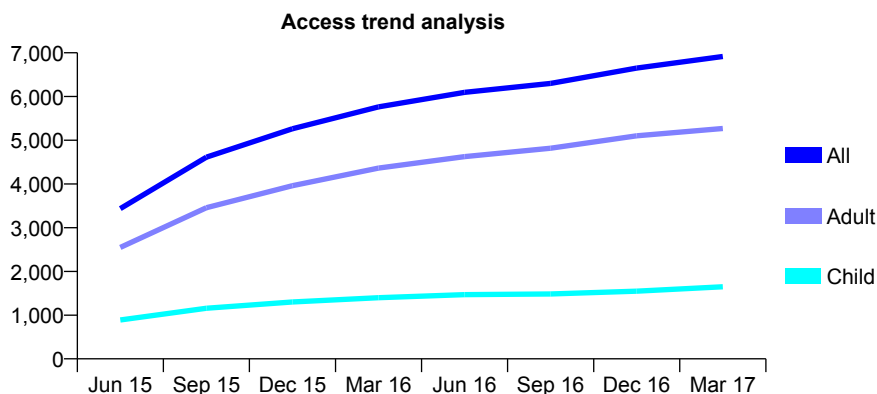
Q46 - Vital Signs At a Glance Contract Report for 160059/0007 - Year end March 2017

Name or company name	REVIVE DENTAL CARE LIMITED
Contract type name	GDS Contract
Purpose of contract	General
Contract start date	01/01/2015
Contract end date	

16/17 Contracted general activity (UDA)	20,000
Carry forward general activity (UDA)	395
16/17 Contracted orthodontic activity (UOA)	0
Carry forward orthodontic activity (UOA)	0
Baseline contract value	£488,945.07

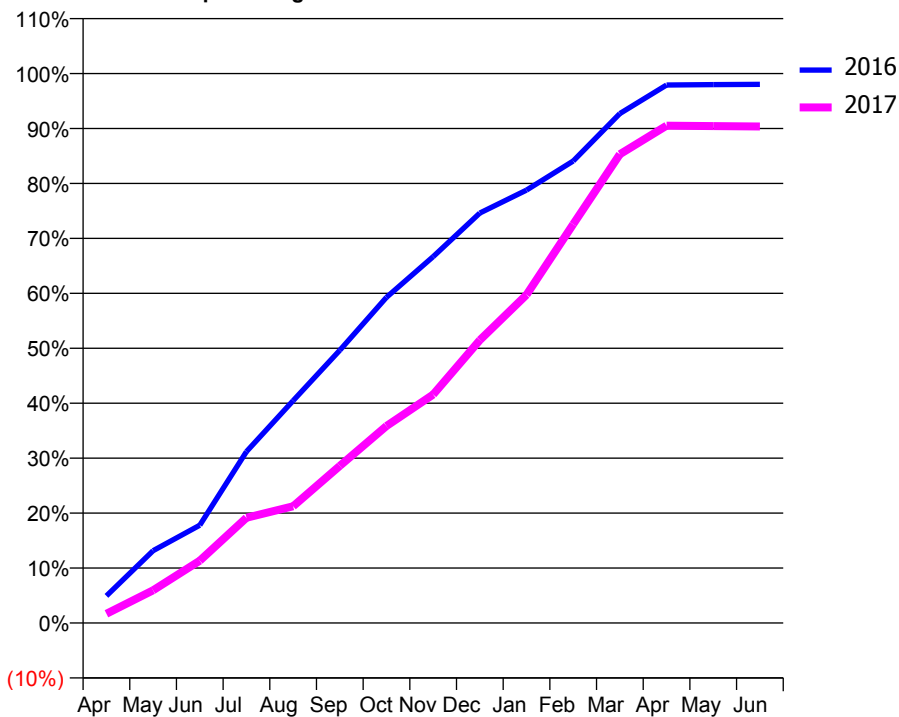
ACCESS*

Patients seen in 24 months	Total	Change since previous quarter
Quarter ending March 2016	5,762	
Quarter ending June 2016	6,096	↑
Quarter ending September 2016	6,301	↑
Quarter ending December 2016	6,651	↑
Quarter ending March 2017	6,917	↑
Variance since March 2016	20.0%	↑



ACTIVITY

Cumulative percentage of contracted UDA delivered 2016 & 2017



Adjusted Scheduled Activity (UDA)

Month	2016	2017
April	991	335
May	2,647	1,194
June	3,580	2,271
July	6,272	3,833
August	8,136	4,251
September	9,978	5,720
October	11,915	7,171
November	13,403	8,318
December	14,996	10,295
January	15,837	11,948
February	16,901	14,513
March	18,635	17,063
April	19,679	18,102
May	19,694	18,088
June	19,705	18,072

QUALITY

	Quantity	Base Number	Contract	AT	Region	England
% of FP17s for the same patient ID Re-attending within 3 months - Children	161	2,323	6.9%	12.9%	13.3%	12.3%
% of FP17s for the same patient ID Re-attending within 3 months - Adults	1,021	6,691	15.3%	17.6%	17.3%	16.7%
% of FP17s for the same patient ID Re-attending between 3 & 9 months - Children	1,144	2,323	49.2%	56.2%	58.9%	57.6%
% of FP17s for the same patient ID Re-attending between 3 & 9 months - Adults	2,666	6,691	39.8%	49.9%	52.2%	50.1%
% of FP17s for Band 1 Urgent Courses	1,016	8,947	11.4%	10.4%	9.2%	9.1%
% of FP17s Relating to Free Repair or Replacements	110	8,947	1.2%	0.9%	1.0%	0.8%
% of FP17s Relating to Continuations	26	8,947	0.3%	1.3%	1.4%	1.2%
% of Patients satisfied with the dentistry they have received	17	22	77.3%	92.1%	93.1%	92.8%
% of Patients satisfied with the time they had to wait for an appointment	20	22	90.9%	88.1%	89.5%	88.7%

* This is based on patients treated on this contract for their most recent course of treatment. Figures in italics indicate the base number of FP17s or Patient Questionnaire responses are less than 100. N/A is shown where the base number of responses is less than 10 during the period. % is calculated as Quantity/Base number*100

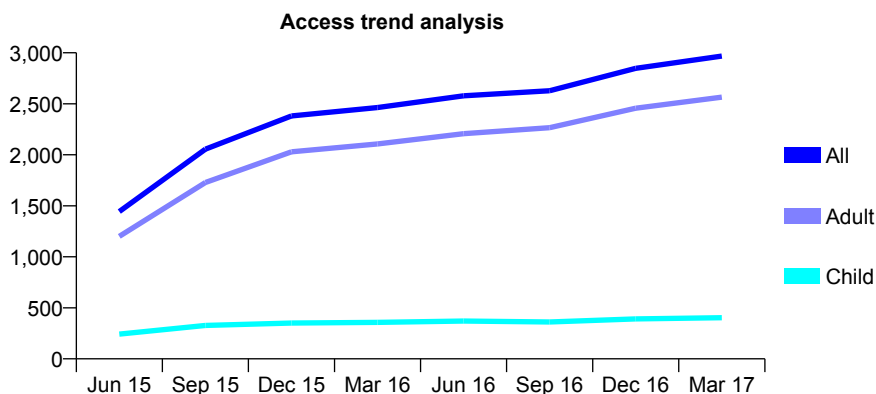
Q46 - Vital Signs At a Glance Contract Report for 160059/0008 - Year end March 2017

Name or company name	REVIVE DENTAL CARE LIMITED
Contract type name	GDS Contract
Purpose of contract	General
Contract start date	01/01/2015
Contract end date	

16/17 Contracted general activity (UDA)	8,032
Carry forward general activity (UDA)	-161
16/17 Contracted orthodontic activity (UOA)	0
Carry forward orthodontic activity (UOA)	0
Baseline contract value	£265,522.39

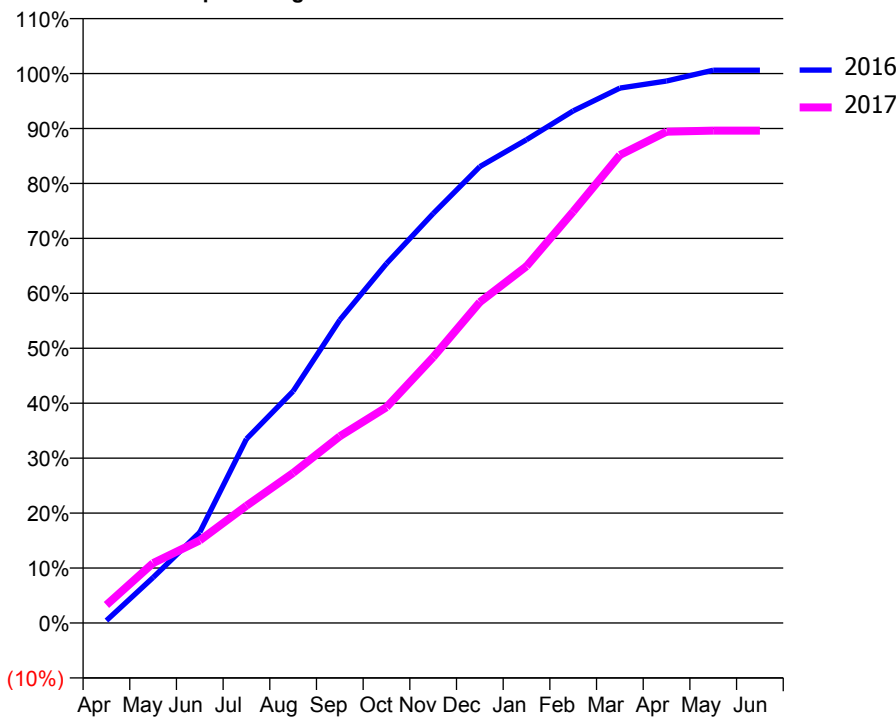
ACCESS*

Patients seen in 24 months	Total	Change since previous quarter
Quarter ending March 2016	2,463	
Quarter ending June 2016	2,578	↑
Quarter ending September 2016	2,628	→
Quarter ending December 2016	2,848	↑
Quarter ending March 2017	2,968	↑
Variance since March 2016	20.5%	↑



ACTIVITY

Cumulative percentage of contracted UDA delivered 2016 & 2017



Adjusted Scheduled Activity (UDA)

Month	2016	2017
April	36	265
May	678	876
June	1,350	1,208
July	2,740	1,715
August	3,452	2,193
September	4,513	2,730
October	5,351	3,156
November	6,096	3,885
December	6,796	4,691
January	7,197	5,215
February	7,626	6,013
March	7,964	6,841
April	8,070	7,181
May	8,232	7,197
June	8,231	7,196

QUALITY

	Quantity	Base Number	Contract	AT	Region	England
% of FP17s for the same patient ID Re-attending within 3 months - Children	58	506	11.5%	12.9%	13.3%	12.3%
% of FP17s for the same patient ID Re-attending within 3 months - Adults	534	2,964	18.0%	17.6%	17.3%	16.7%
% of FP17s for the same patient ID Re-attending between 3 & 9 months - Children	189	506	37.4%	56.2%	58.9%	57.6%
% of FP17s for the same patient ID Re-attending between 3 & 9 months - Adults	1,116	2,964	37.7%	49.9%	52.2%	50.1%
% of FP17s for Band 1 Urgent Courses	746	3,453	21.6%	10.4%	9.2%	9.1%
% of FP17s Relating to Free Repair or Replacements	21	3,453	0.6%	0.9%	1.0%	0.8%
% of FP17s Relating to Continuations	3	3,453	0.1%	1.3%	1.4%	1.2%
% of Patients satisfied with the dentistry they have received	3	3	N/A	92.1%	93.1%	92.8%
% of Patients satisfied with the time they had to wait for an appointment	3	3	N/A	88.1%	89.5%	88.7%

* This is based on patients treated on this contract for their most recent course of treatment. Figures in italics indicate the base number of FP17s or Patient Questionnaire responses are less than 100. N/A is shown where the base number of responses is less than 10 during the period. % is calculated as Quantity/Base number*100

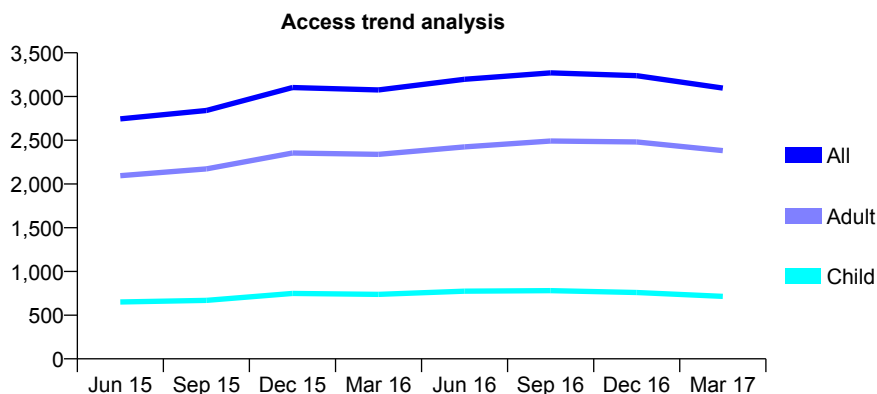
Q46 - Vital Signs At a Glance Contract Report for 160288/0001 - Year end March 2017

Name or company name	Allan Dental Practice
Contract type name	GDS Contract
Purpose of contract	General
Contract start date	01/09/2012
Contract end date	

16/17 Contracted general activity (UDA)	9,486
Carry forward general activity (UDA)	-125
16/17 Contracted orthodontic activity (UOA)	0
Carry forward orthodontic activity (UOA)	0
Baseline contract value	£311,766.01

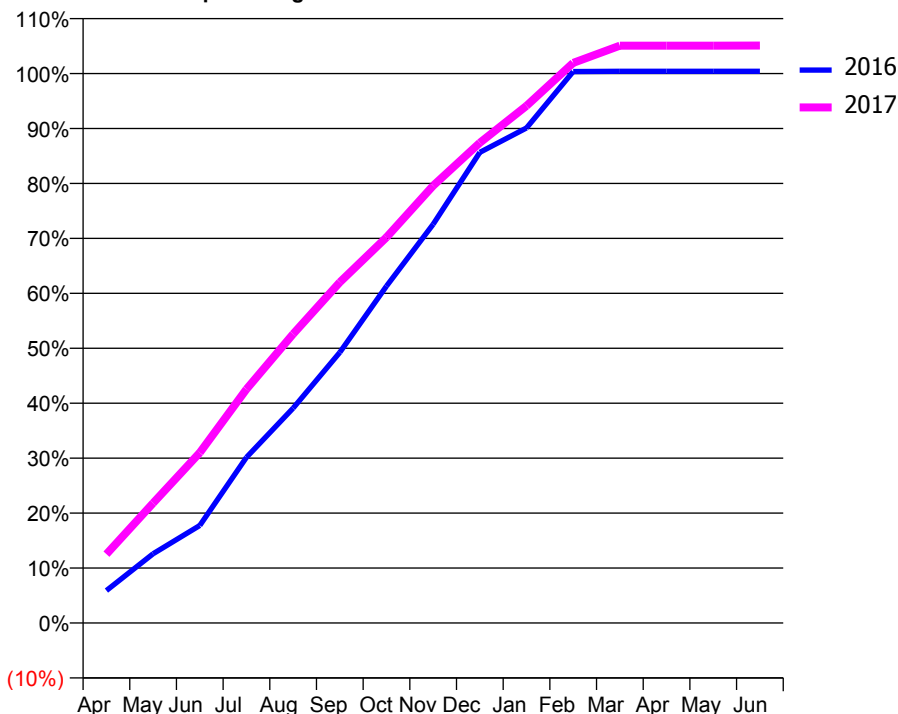
ACCESS*

Patients seen in 24 months	Total	Change since previous quarter
Quarter ending March 2016	3,076	
Quarter ending June 2016	3,198	↑
Quarter ending September 2016	3,271	↑
Quarter ending December 2016	3,239	→
Quarter ending March 2017	3,097	↓
Variance since March 2016	0.7%	→



ACTIVITY

Cumulative percentage of contracted UDA delivered 2016 & 2017



Month	Adjusted Scheduled Activity (UDA)	
	2016	2017
April	532	1,189
May	1,136	2,071
June	1,600	2,940
July	2,717	4,037
August	3,525	4,989
September	4,439	5,884
October	5,526	6,659
November	6,540	7,550
December	7,719	8,289
January	8,120	8,927
February	9,045	9,669
March	9,048	9,966
April	9,048	9,967
May	9,048	9,967
June	9,048	9,968

QUALITY

	Quantity	Base Number	Contract	AT	Region	England
% of FP17s for the same patient ID Re-attending within 3 months - Children	79	1,104	7.2%	12.9%	13.3%	12.3%
% of FP17s for the same patient ID Re-attending within 3 months - Adults	533	3,478	15.3%	17.6%	17.3%	16.7%
% of FP17s for the same patient ID Re-attending between 3 & 9 months - Children	716	1,104	64.9%	56.2%	58.9%	57.6%
% of FP17s for the same patient ID Re-attending between 3 & 9 months - Adults	1,796	3,478	51.6%	49.9%	52.2%	50.1%
% of FP17s for Band 1 Urgent Courses	602	4,569	13.2%	10.4%	9.2%	9.1%
% of FP17s Relating to Free Repair or Replacements	42	4,569	0.9%	0.9%	1.0%	0.8%
% of FP17s Relating to Continuations	34	4,569	0.7%	1.3%	1.4%	1.2%
% of Patients satisfied with the dentistry they have received	3	3	N/A	92.1%	93.1%	92.8%
% of Patients satisfied with the time they had to wait for an appointment	3	3	N/A	88.1%	89.5%	88.7%

* This is based on patients treated on this contract for their most recent course of treatment. Figures in italics indicate the base number of FP17s or Patient Questionnaire responses are less than 100. N/A is shown where the base number of responses is less than 10 during the period. % is calculated as Quantity/Base number*100

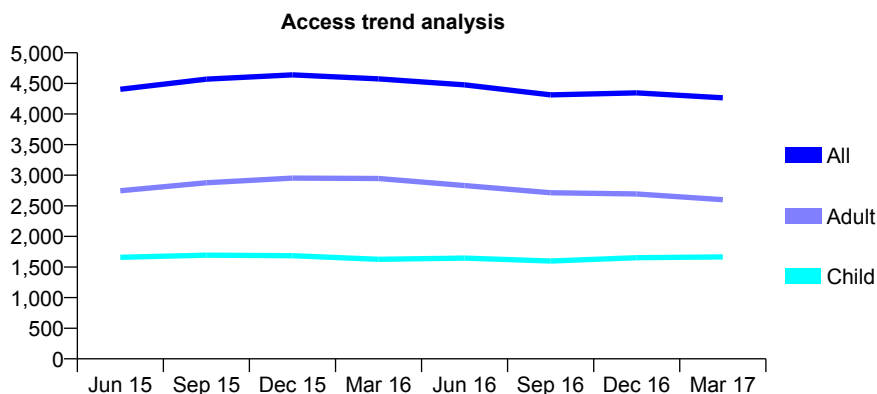
Q46 - Vital Signs At a Glance Contract Report for 160717/0001 - Year end March 2017

Name or company name	Archway (Manchester) Ltd
Contract type name	GDS Contract
Purpose of contract	General
Contract start date	01/11/2013
Contract end date	

16/17 Contracted general activity (UDA)	11,850
Carry forward general activity (UDA)	-237
16/17 Contracted orthodontic activity (UOA)	0
Carry forward orthodontic activity (UOA)	0
Baseline contract value	£428,996.15

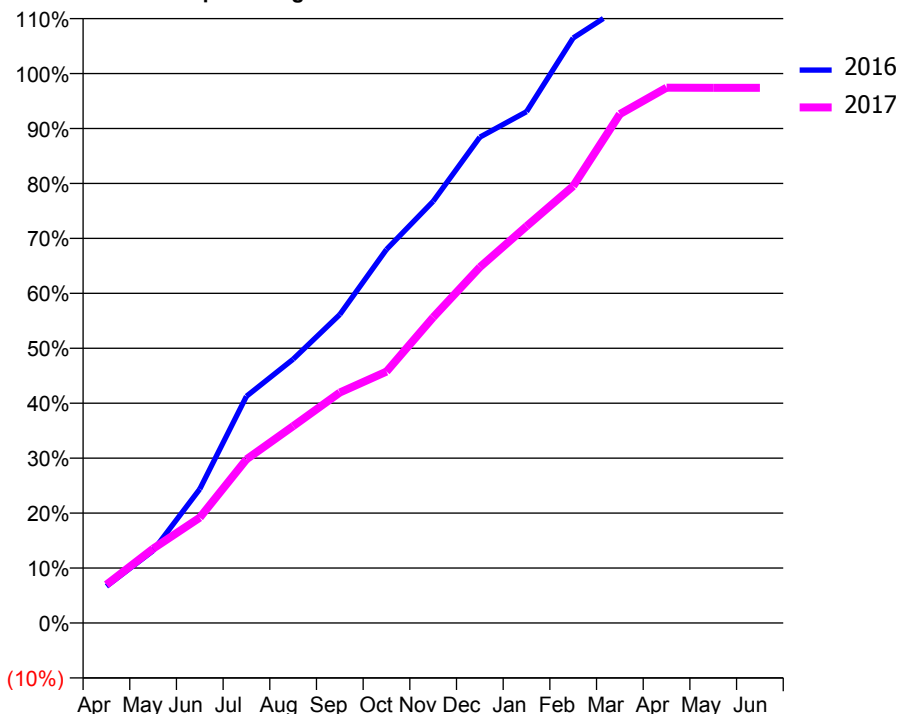
ACCESS*

Patients seen in 24 months	Total	Change since previous quarter
Quarter ending March 2016	4,573	
Quarter ending June 2016	4,477	↓
Quarter ending September 2016	4,313	↓
Quarter ending December 2016	4,345	→
Quarter ending March 2017	4,265	↓
Variance since March 2016	(6.7%)	↓



ACTIVITY

Cumulative percentage of contracted UDA delivered 2016 & 2017



Month	Adjusted Scheduled Activity (UDA)	
	2016	2017
April	812	827
May	1,596	1,605
June	2,956	2,273
July	5,005	3,529
August	5,824	4,246
September	6,810	4,971
October	8,245	5,423
November	9,310	6,592
December	10,724	7,675
January	11,286	8,556
February	12,914	9,421
March	13,579	10,975
April	13,708	11,545
May	13,711	11,541
June	13,712	11,541

QUALITY

	Quantity	Base Number	Contract	AT	Region	England
% of FP17s for the same patient ID Re-attending within 3 months - Children	416	2,570	16.2%	12.9%	13.3%	12.3%
% of FP17s for the same patient ID Re-attending within 3 months - Adults	629	3,214	19.6%	17.6%	17.3%	16.7%
% of FP17s for the same patient ID Re-attending between 3 & 9 months - Children	1,171	2,570	45.6%	56.2%	58.9%	57.6%
% of FP17s for the same patient ID Re-attending between 3 & 9 months - Adults	1,156	3,214	36.0%	49.9%	52.2%	50.1%
% of FP17s for Band 1 Urgent Courses	1,072	5,947	18.0%	10.4%	9.2%	9.1%
% of FP17s Relating to Free Repair or Replacements	15	5,947	0.3%	0.9%	1.0%	0.8%
% of FP17s Relating to Continuations	11	5,947	0.2%	1.3%	1.4%	1.2%
% of Patients satisfied with the dentistry they have received	1	1	N/A	92.1%	93.1%	92.8%
% of Patients satisfied with the time they had to wait for an appointment	1	1	N/A	88.1%	89.5%	88.7%

* This is based on patients treated on this contract for their most recent course of treatment. Figures in italics indicate the base number of FP17s or Patient Questionnaire responses are less than 100. N/A is shown where the base number of responses is less than 10 during the period. % is calculated as Quantity/Base number*100

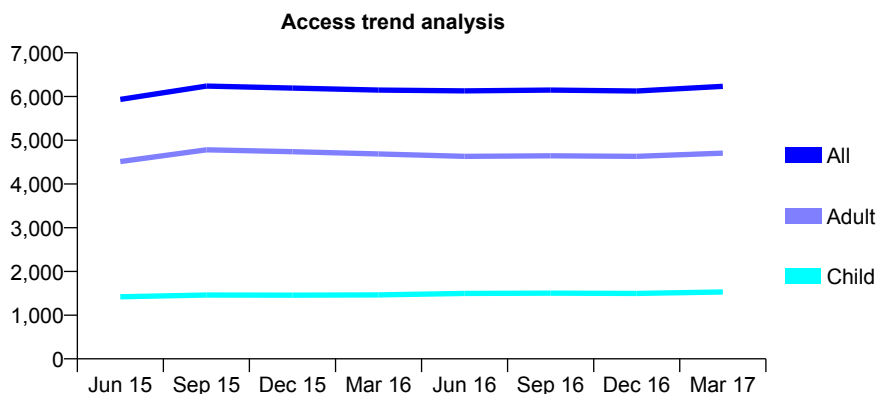
Q46 - Vital Signs At a Glance Contract Report for 161004/0001 - Year end March 2017

Name or company name	Pearl Smile Limited
Contract type name	GDS Contract
Purpose of contract	General
Contract start date	01/04/2010
Contract end date	

16/17 Contracted general activity (UDA)	20,052
Carry forward general activity (UDA)	-382
16/17 Contracted orthodontic activity (UOA)	0
Carry forward orthodontic activity (UOA)	0
Baseline contract value	£518,079.86

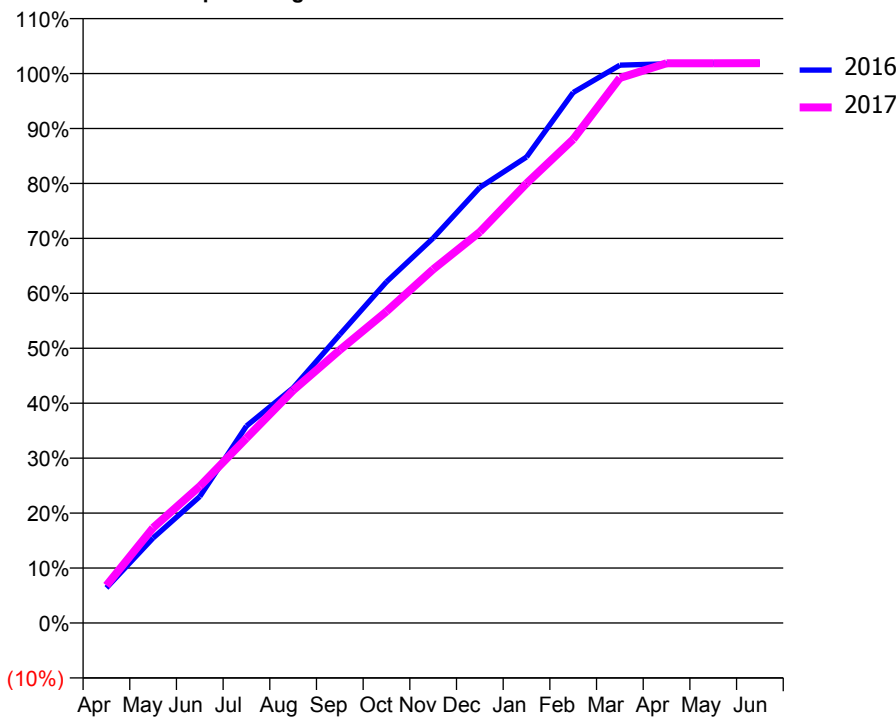
ACCESS*

Patients seen in 24 months	Total	Change since previous quarter
Quarter ending March 2016	6,149	
Quarter ending June 2016	6,128	→
Quarter ending September 2016	6,146	→
Quarter ending December 2016	6,126	→
Quarter ending March 2017	6,233	→
Variance since March 2016	1.4%	→



ACTIVITY

Cumulative percentage of contracted UDA delivered 2016 & 2017



Month	Adjusted Scheduled Activity (UDA)	
	2016	2017
April	1,300	1,369
May	3,147	3,478
June	4,678	4,988
July	7,288	6,748
August	8,701	8,487
September	10,676	9,963
October	12,624	11,369
November	14,241	12,906
December	16,118	14,271
January	17,243	16,039
February	19,631	17,651
March	20,643	19,889
April	20,691	20,426
May	20,714	20,426
June	20,714	20,428

QUALITY

	Quantity	Base Number	Contract	AT	Region	England
% of FP17s for the same patient ID Re-attending within 3 months - Children	237	2,507	9.5%	12.9%	13.3%	12.3%
% of FP17s for the same patient ID Re-attending within 3 months - Adults	797	6,532	12.2%	17.6%	17.3%	16.7%
% of FP17s for the same patient ID Re-attending between 3 & 9 months - Children	1,608	2,507	64.1%	56.2%	58.9%	57.6%
% of FP17s for the same patient ID Re-attending between 3 & 9 months - Adults	3,939	6,532	60.3%	49.9%	52.2%	50.1%
% of FP17s for Band 1 Urgent Courses	552	9,262	6.0%	10.4%	9.2%	9.1%
% of FP17s Relating to Free Repair or Replacements	42	9,262	0.5%	0.9%	1.0%	0.8%
% of FP17s Relating to Continuations	20	9,262	0.2%	1.3%	1.4%	1.2%
% of Patients satisfied with the dentistry they have received	4	5	N/A	92.1%	93.1%	92.8%
% of Patients satisfied with the time they had to wait for an appointment	4	5	N/A	88.1%	89.5%	88.7%

* This is based on patients treated on this contract for their most recent course of treatment. Figures in italics indicate the base number of FP17s or Patient Questionnaire responses are less than 100. N/A is shown where the base number of responses is less than 10 during the period. % is calculated as Quantity/Base number*100

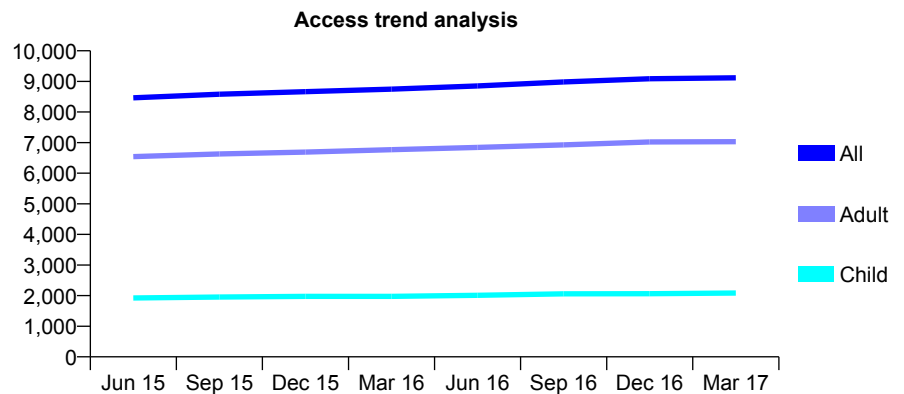
Q46 - Vital Signs At a Glance Contract Report for 162426/0001 - Year end March 2017

Name or company name	Alemdent Limited
Contract type name	GDS Contract
Purpose of contract	General
Contract start date	01/05/2009
Contract end date	

16/17 Contracted general activity (UDA)	30,215
Carry forward general activity (UDA)	518
16/17 Contracted orthodontic activity (UOA)	0
Carry forward orthodontic activity (UOA)	0
Baseline contract value	£925,462.65

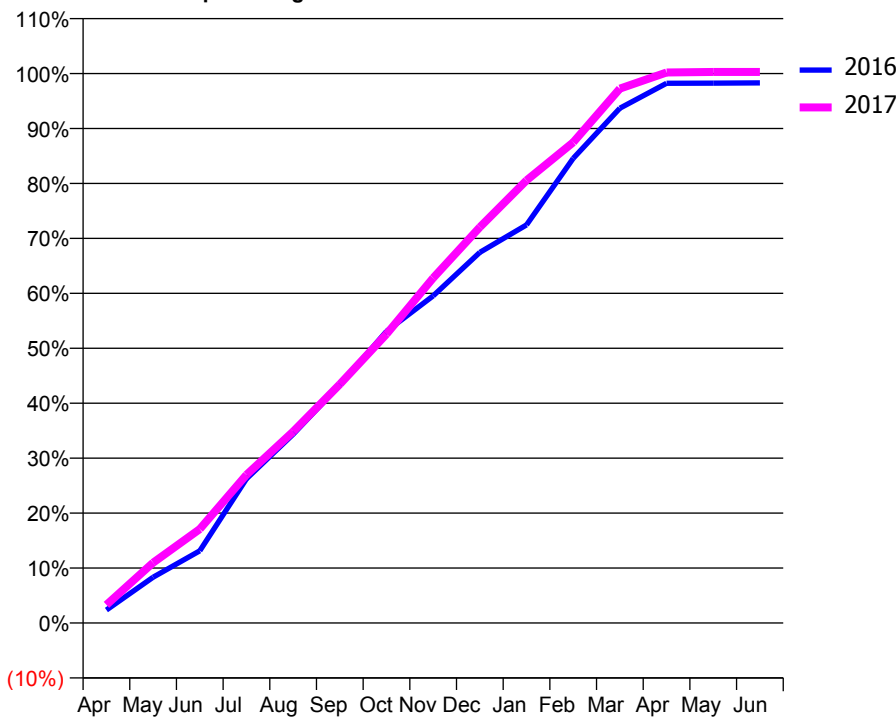
ACCESS*

Patients seen in 24 months	Total	Change since previous quarter
Quarter ending March 2016	8,746	
Quarter ending June 2016	8,853	→
Quarter ending September 2016	8,983	→
Quarter ending December 2016	9,085	→
Quarter ending March 2017	9,119	→
Variance since March 2016	4.3%	↑



ACTIVITY

Cumulative percentage of contracted UDA delivered 2016 & 2017



Month	Adjusted Scheduled Activity (UDA)	
	2016	2017
April	716	999
May	2,516	3,316
June	3,972	5,165
July	7,933	8,147
August	10,379	10,524
September	13,087	13,132
October	16,039	15,884
November	17,992	18,973
December	20,377	21,765
January	21,893	24,340
February	25,553	26,431
March	28,307	29,386
April	29,680	30,274
May	29,684	30,302
June	29,697	30,302

QUALITY

	Quantity	Base Number	Contract	AT	Region	England
% of FP17s for the same patient ID Re-attending within 3 months - Children	404	3,520	11.5%	12.9%	13.3%	12.3%
% of FP17s for the same patient ID Re-attending within 3 months - Adults	1,510	9,743	15.5%	17.6%	17.3%	16.7%
% of FP17s for the same patient ID Re-attending between 3 & 9 months - Children	2,100	3,520	59.7%	56.2%	58.9%	57.6%
% of FP17s for the same patient ID Re-attending between 3 & 9 months - Adults	4,706	9,743	48.3%	49.9%	52.2%	50.1%
% of FP17s for Band 1 Urgent Courses	817	13,153	6.2%	10.4%	9.2%	9.1%
% of FP17s Relating to Free Repair or Replacements	260	13,153	2.0%	0.9%	1.0%	0.8%
% of FP17s Relating to Continuations	397	13,153	3.0%	1.3%	1.4%	1.2%
% of Patients satisfied with the dentistry they have received	10	11	90.9%	92.1%	93.1%	92.8%
% of Patients satisfied with the time they had to wait for an appointment	11	11	100.0%	88.1%	89.5%	88.7%

* This is based on patients treated on this contract for their most recent course of treatment. Figures in italics indicate the base number of FP17s or Patient Questionnaire responses are less than 100. N/A is shown where the base number of responses is less than 10 during the period. % is calculated as Quantity/Base number*100

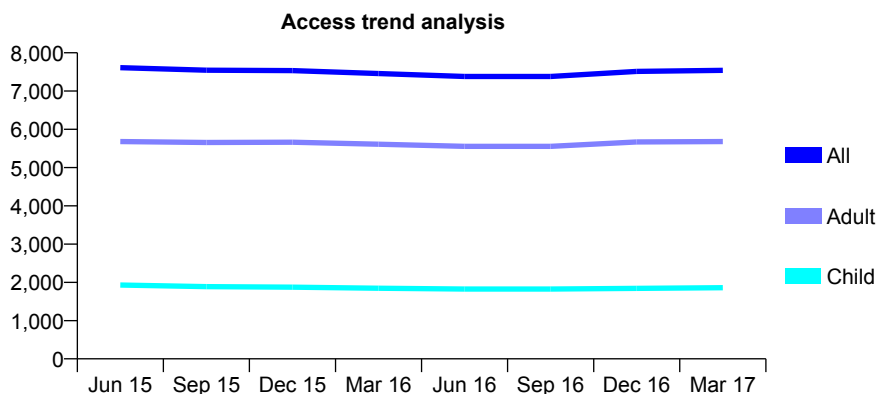
Q46 - Vital Signs At a Glance Contract Report for 162930/0001 - Year end March 2017

Name or company name	Silverdale Dental Practice
Contract type name	GDS Contract
Purpose of contract	General
Contract start date	01/05/2009
Contract end date	

16/17 Contracted general activity (UDA)	21,652
Carry forward general activity (UDA)	-530
16/17 Contracted orthodontic activity (UOA)	0
Carry forward orthodontic activity (UOA)	0
Baseline contract value	£712,663.91

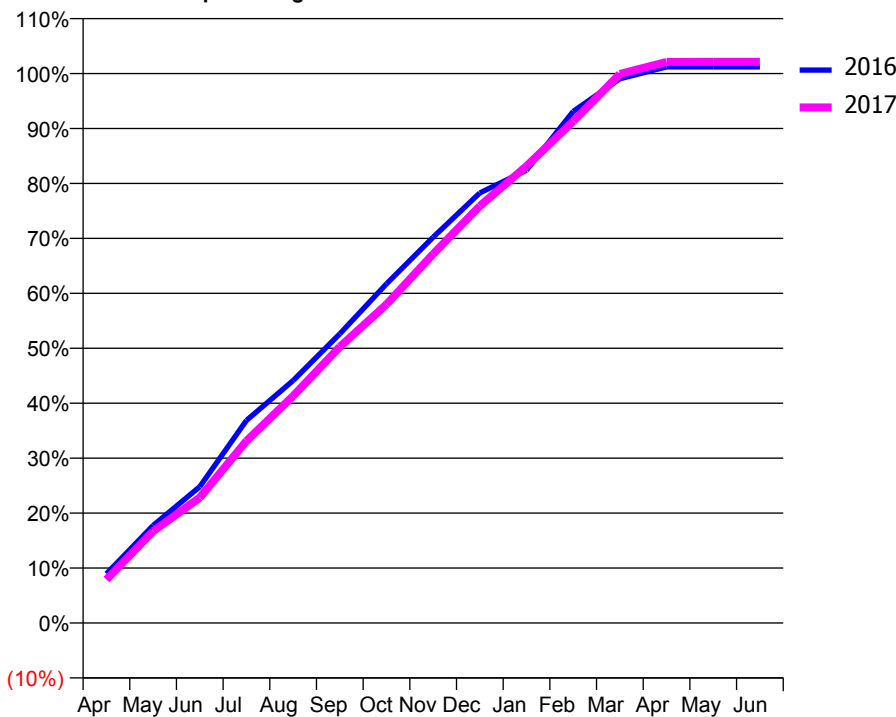
ACCESS*

Patients seen in 24 months	Total	Change since previous quarter
Quarter ending March 2016	7,457	
Quarter ending June 2016	7,381	↓
Quarter ending September 2016	7,382	→
Quarter ending December 2016	7,514	→
Quarter ending March 2017	7,541	→
Variance since March 2016	1.1%	→



ACTIVITY

Cumulative percentage of contracted UDA delivered 2016 & 2017



Adjusted Scheduled Activity (UDA)

Month	2016	2017
April	1,943	1,714
May	3,844	3,615
June	5,374	4,941
July	7,982	7,175
August	9,557	8,948
September	11,393	10,886
October	13,366	12,557
November	15,202	14,539
December	16,946	16,431
January	17,843	18,006
February	20,160	19,768
March	21,446	21,632
April	21,914	22,109
May	21,911	22,112
June	21,913	22,112

QUALITY

	Quantity	Base Number	Contract	AT	Region	England
% of FP17s for the same patient ID Re-attending within 3 months - Children	160	2,674	6.0%	12.9%	13.3%	12.3%
% of FP17s for the same patient ID Re-attending within 3 months - Adults	1,016	8,463	12.0%	17.6%	17.3%	16.7%
% of FP17s for the same patient ID Re-attending between 3 & 9 months - Children	1,578	2,674	59.0%	56.2%	58.9%	57.6%
% of FP17s for the same patient ID Re-attending between 3 & 9 months - Adults	4,873	8,463	57.6%	49.9%	52.2%	50.1%
% of FP17s for Band 1 Urgent Courses	876	11,076	7.9%	10.4%	9.2%	9.1%
% of FP17s Relating to Free Repair or Replacements	56	11,076	0.5%	0.9%	1.0%	0.8%
% of FP17s Relating to Continuations	170	11,076	1.5%	1.3%	1.4%	1.2%
% of Patients satisfied with the dentistry they have received	3	3	N/A	92.1%	93.1%	92.8%
% of Patients satisfied with the time they had to wait for an appointment	3	3	N/A	88.1%	89.5%	88.7%

* This is based on patients treated on this contract for their most recent course of treatment. Figures in italics indicate the base number of FP17s or Patient Questionnaire responses are less than 100. N/A is shown where the base number of responses is less than 10 during the period. % is calculated as Quantity/Base number*100

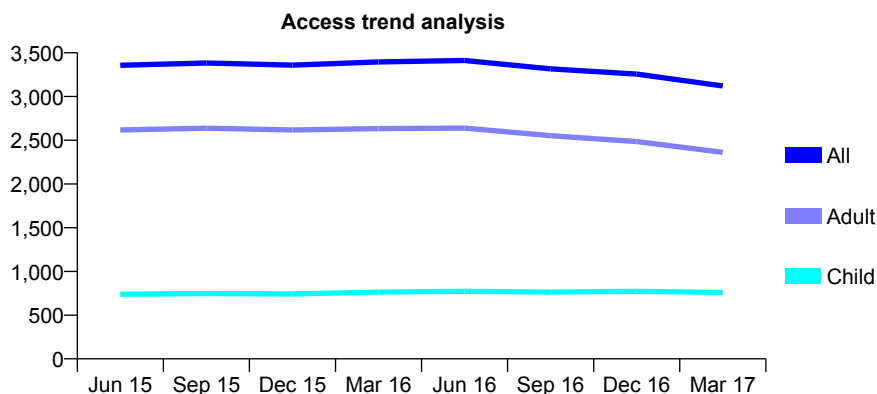
Q46 - Vital Signs At a Glance Contract Report for 163600/0001 - Year end March 2017

Name or company name	Freedom Dental
Contract type name	GDS Contract
Purpose of contract	General
Contract start date	01/04/2006
Contract end date	

16/17 Contracted general activity (UDA)	9,486
Carry forward general activity (UDA)	-143
16/17 Contracted orthodontic activity (UOA)	0
Carry forward orthodontic activity (UOA)	0
Baseline contract value	£280,723.82

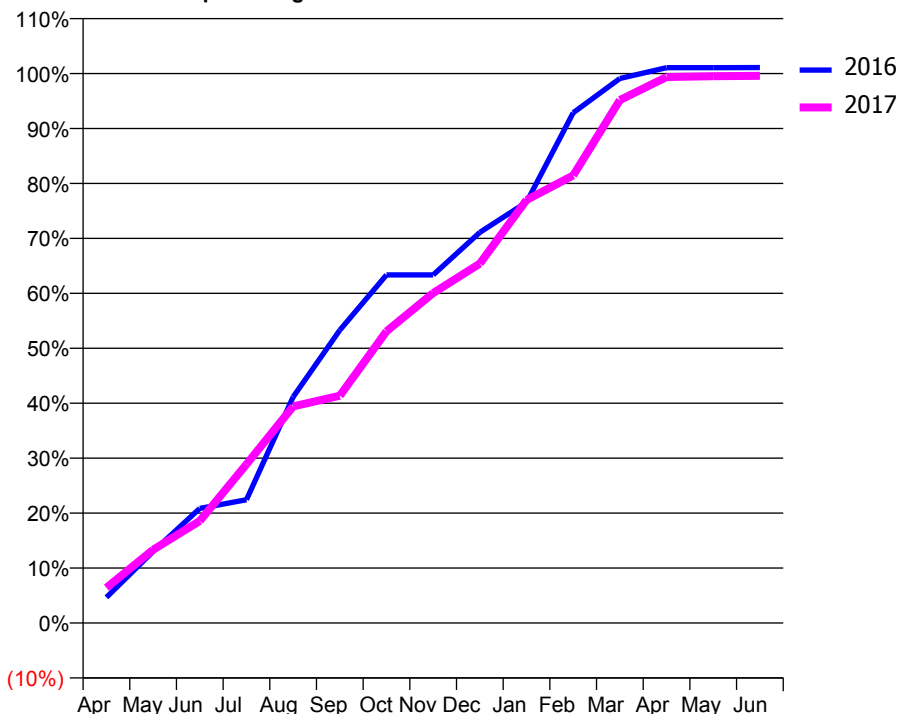
ACCESS*

Patients seen in 24 months	Total	Change since previous quarter
Quarter ending March 2016	3,396	
Quarter ending June 2016	3,412	→
Quarter ending September 2016	3,316	↓
Quarter ending December 2016	3,257	↓
Quarter ending March 2017	3,121	↓
Variance since March 2016	(8.1%)	↓



ACTIVITY

Cumulative percentage of contracted UDA delivered 2016 & 2017



Adjusted Scheduled Activity (UDA)

Month	2016	2017
April	457	609
May	1,271	1,265
June	2,036	1,762
July	2,190	2,741
August	4,018	3,741
September	5,206	3,924
October	6,187	5,036
November	6,187	5,697
December	6,942	6,205
January	7,478	7,303
February	9,070	7,727
March	9,679	9,027
April	9,869	9,426
May	9,869	9,440
June	9,872	9,445

QUALITY

	Quantity	Base Number	Contract	AT	Region	England
% of FP17s for the same patient ID Re-attending within 3 months - Children	93	1,094	8.5%	12.9%	13.3%	12.3%
% of FP17s for the same patient ID Re-attending within 3 months - Adults	555	3,170	17.5%	17.6%	17.3%	16.7%
% of FP17s for the same patient ID Re-attending between 3 & 9 months - Children	709	1,094	64.8%	56.2%	58.9%	57.6%
% of FP17s for the same patient ID Re-attending between 3 & 9 months - Adults	1,832	3,170	57.8%	49.9%	52.2%	50.1%
% of FP17s for Band 1 Urgent Courses	375	4,336	8.6%	10.4%	9.2%	9.1%
% of FP17s Relating to Free Repair or Replacements	46	4,336	1.1%	0.9%	1.0%	0.8%
% of FP17s Relating to Continuations	53	4,336	1.2%	1.3%	1.4%	1.2%
% of Patients satisfied with the dentistry they have received	2	2	N/A	92.1%	93.1%	92.8%
% of Patients satisfied with the time they had to wait for an appointment	2	2	N/A	88.1%	89.5%	88.7%

* This is based on patients treated on this contract for their most recent course of treatment. Figures in italics indicate the base number of FP17s or Patient Questionnaire responses are less than 100. N/A is shown where the base number of responses is less than 10 during the period. % is calculated as Quantity/Base number*100

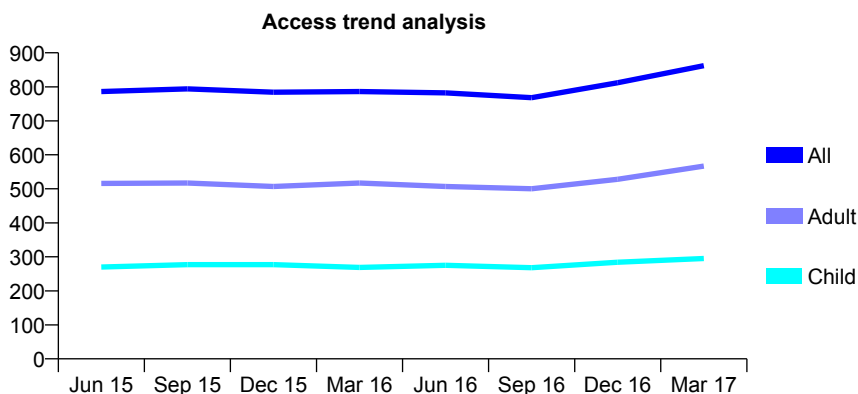
Q46 - Vital Signs At a Glance Contract Report for 163600/0002 - Year end March 2017

Name or company name	Freedom Dental Adswood
Contract type name	GDS Contract
Purpose of contract	General
Contract start date	01/04/2006
Contract end date	

16/17 Contracted general activity (UDA)	3,500
Carry forward general activity (UDA)	29
16/17 Contracted orthodontic activity (UOA)	0
Carry forward orthodontic activity (UOA)	0
Baseline contract value	£121,438.76

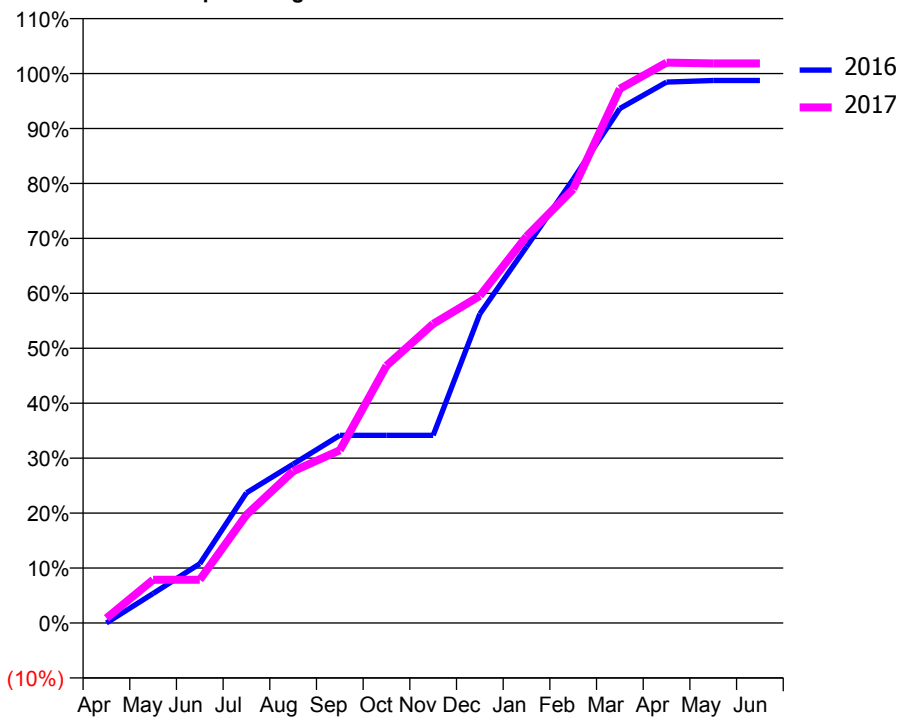
ACCESS*

Patients seen in 24 months	Total	Change since previous quarter
Quarter ending March 2016	786	
Quarter ending June 2016	782	→
Quarter ending September 2016	768	↓
Quarter ending December 2016	812	↑
Quarter ending March 2017	862	↑
Variance since March 2016	9.7%	↑



ACTIVITY

Cumulative percentage of contracted UDA delivered 2016 & 2017



Month	Adjusted Scheduled Activity (UDA)	
	2016	2017
April	0	31
May	188	276
June	378	276
July	829	690
August	1,012	967
September	1,195	1,100
October	1,195	1,639
November	1,195	1,905
December	1,969	2,084
January	2,396	2,463
February	2,827	2,765
March	3,277	3,403
April	3,445	3,569
May	3,455	3,564
June	3,455	3,564

QUALITY

	Quantity	Base Number	Contract	AT	Region	England
% of FP17s for the same patient ID Re-attending within 3 months - Children	30	413	7.3%	12.9%	13.3%	12.3%
% of FP17s for the same patient ID Re-attending within 3 months - Adults	168	787	21.3%	17.6%	17.3%	16.7%
% of FP17s for the same patient ID Re-attending between 3 & 9 months - Children	208	413	50.4%	56.2%	58.9%	57.6%
% of FP17s for the same patient ID Re-attending between 3 & 9 months - Adults	336	787	42.7%	49.9%	52.2%	50.1%
% of FP17s for Band 1 Urgent Courses	135	1,197	11.3%	10.4%	9.2%	9.1%
% of FP17s Relating to Free Repair or Replacements	3	1,197	0.3%	0.9%	1.0%	0.8%
% of FP17s Relating to Continuations	7	1,197	0.6%	1.3%	1.4%	1.2%
% of Patients satisfied with the dentistry they have received	0	0	N/A	92.1%	93.1%	92.8%
% of Patients satisfied with the time they had to wait for an appointment	0	0	N/A	88.1%	89.5%	88.7%

* This is based on patients treated on this contract for their most recent course of treatment. Figures in italics indicate the base number of FP17s or Patient Questionnaire responses are less than 100. N/A is shown where the base number of responses is less than 10 during the period. % is calculated as Quantity/Base number*100

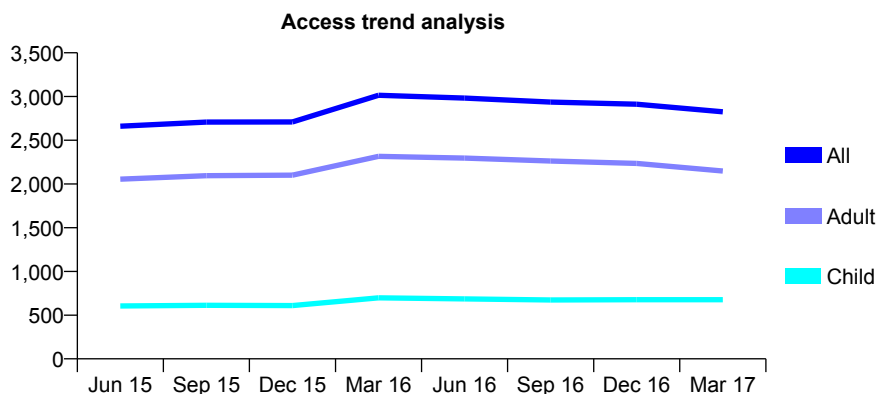
Q46 - Vital Signs At a Glance Contract Report for 163821/0001 - Year end March 2017

Name or company name	Synergy Dental Clinic Bury Ltd
Contract type name	GDS Contract
Purpose of contract	General
Contract start date	01/04/2014
Contract end date	

16/17 Contracted general activity (UDA)	8,267
Carry forward general activity (UDA)	175
16/17 Contracted orthodontic activity (UOA)	0
Carry forward orthodontic activity (UOA)	0
Baseline contract value	£193,424.50

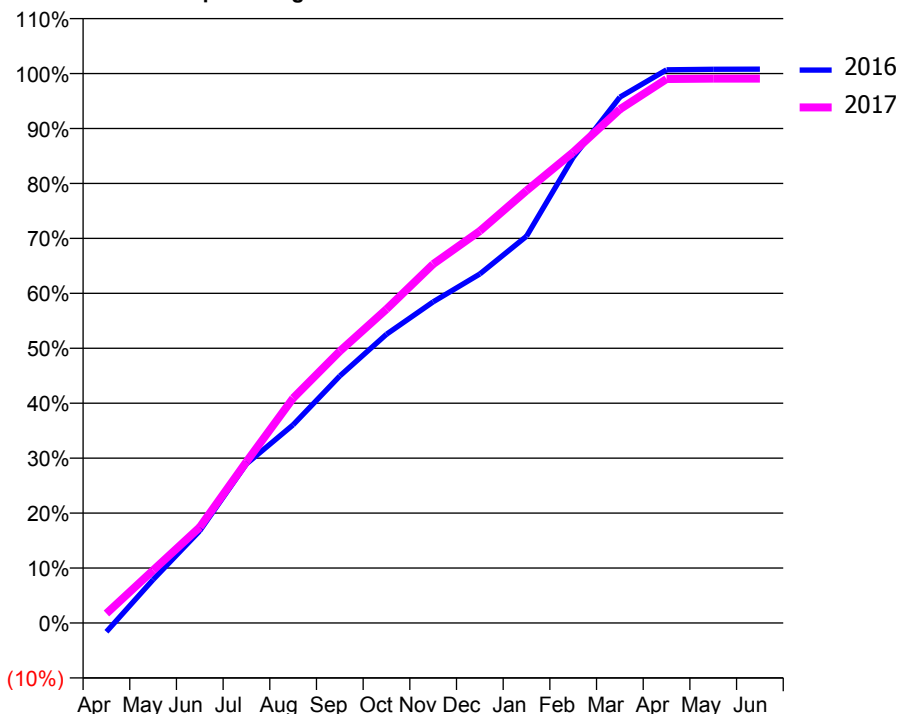
ACCESS*

Patients seen in 24 months	Total	Change since previous quarter
Quarter ending March 2016	3,014	
Quarter ending June 2016	2,982	↓
Quarter ending September 2016	2,936	↓
Quarter ending December 2016	2,912	→
Quarter ending March 2017	2,825	↓
Variance since March 2016	(6.3%)	↓



ACTIVITY

Cumulative percentage of contracted UDA delivered 2016 & 2017



Adjusted Scheduled Activity (UDA)

Month	2016	2017
April	-139	143
May	675	793
June	1,434	1,441
July	2,474	2,426
August	3,083	3,384
September	3,842	4,089
October	4,492	4,722
November	4,996	5,400
December	5,429	5,898
January	6,016	6,504
February	7,244	7,083
March	8,179	7,728
April	8,604	8,184
May	8,613	8,190
June	8,615	8,190

QUALITY

	Quantity	Base Number	Contract	AT	Region	England
% of FP17s for the same patient ID Re-attending within 3 months - Children	54	1,032	5.2%	12.9%	13.3%	12.3%
% of FP17s for the same patient ID Re-attending within 3 months - Adults	461	3,329	13.8%	17.6%	17.3%	16.7%
% of FP17s for the same patient ID Re-attending between 3 & 9 months - Children	728	1,032	70.5%	56.2%	58.9%	57.6%
% of FP17s for the same patient ID Re-attending between 3 & 9 months - Adults	2,238	3,329	67.2%	49.9%	52.2%	50.1%
% of FP17s for Band 1 Urgent Courses	317	4,359	7.3%	10.4%	9.2%	9.1%
% of FP17s Relating to Free Repair or Replacements	1	4,359	0.0%	0.9%	1.0%	0.8%
% of FP17s Relating to Continuations	8	4,359	0.2%	1.3%	1.4%	1.2%
% of Patients satisfied with the dentistry they have received	8	10	80.0%	92.1%	93.1%	92.8%
% of Patients satisfied with the time they had to wait for an appointment	10	10	100.0%	88.1%	89.5%	88.7%

* This is based on patients treated on this contract for their most recent course of treatment. Figures in italics indicate the base number of FP17s or Patient Questionnaire responses are less than 100. N/A is shown where the base number of responses is less than 10 during the period. % is calculated as Quantity/Base number*100

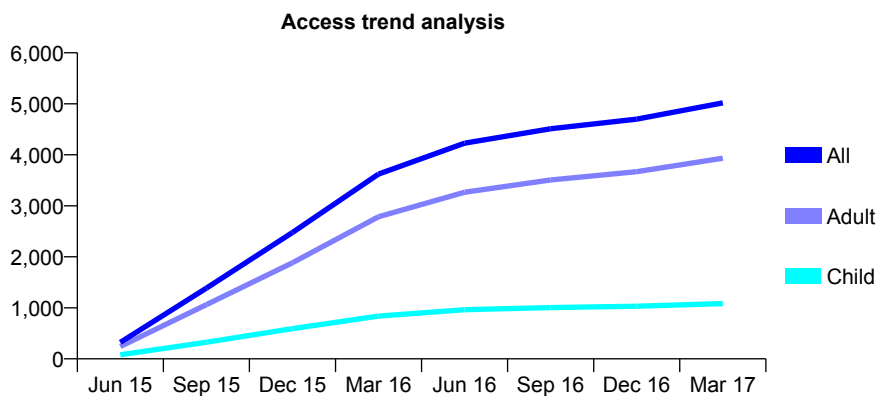
Q46 - Vital Signs At a Glance Contract Report for 164054/0001 - Year end March 2017

Name or company name	Hope Dental Practice Limited
Contract type name	GDS Contract
Purpose of contract	General
Contract start date	01/06/2015
Contract end date	

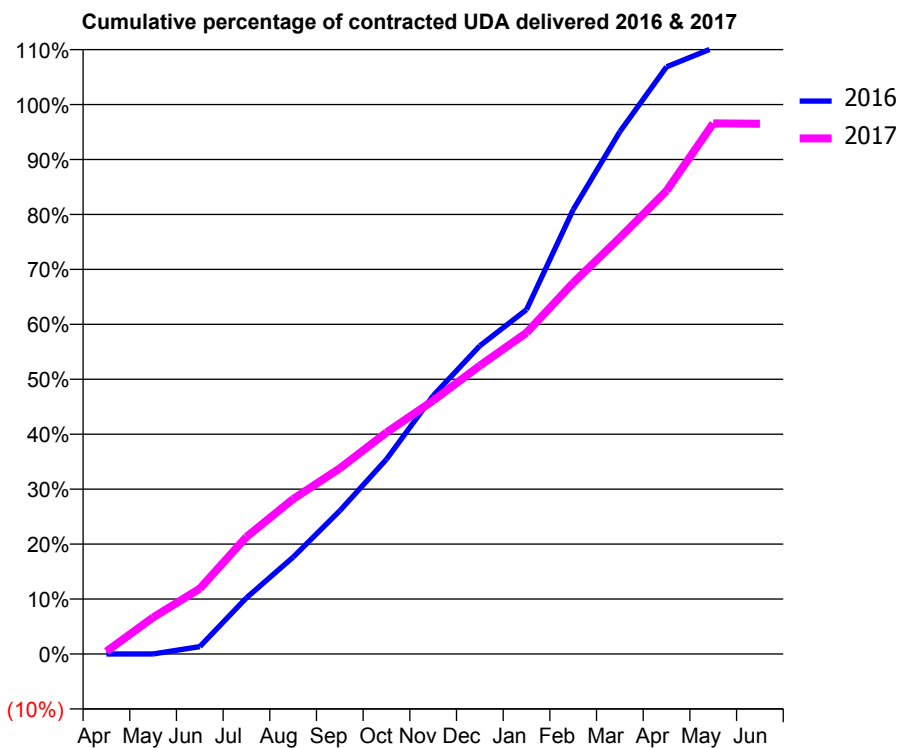
16/17 Contracted general activity (UDA)	17,021
Carry forward general activity (UDA)	379
16/17 Contracted orthodontic activity (UOA)	0
Carry forward orthodontic activity (UOA)	0
Baseline contract value	£595,547.03

ACCESS*

Patients seen in 24 months	Total	Change since previous quarter
Quarter ending March 2016	3,623	
Quarter ending June 2016	4,230	↑
Quarter ending September 2016	4,512	↑
Quarter ending December 2016	4,700	↑
Quarter ending March 2017	5,018	↑
Variance since March 2016	38.5%	↑



ACTIVITY



Month	Adjusted Scheduled Activity (UDA)	
	2016	2017
April	0	81
May	0	1,134
June	191	2,025
July	1,449	3,628
August	2,499	4,802
September	3,697	5,752
October	5,026	6,865
November	6,666	7,850
December	7,951	8,934
January	8,883	9,953
February	11,464	11,497
March	13,476	12,896
April	15,148	14,349
May	15,634	16,439
June	15,634	16,425

QUALITY

	Quantity	Base Number	Contract	AT	Region	England
% of FP17s for the same patient ID Re-attending within 3 months - Children	195	1,390	14.0%	12.9%	13.3%	12.3%
% of FP17s for the same patient ID Re-attending within 3 months - Adults	947	4,715	20.1%	17.6%	17.3%	16.7%
% of FP17s for the same patient ID Re-attending between 3 & 9 months - Children	581	1,390	41.8%	56.2%	58.9%	57.6%
% of FP17s for the same patient ID Re-attending between 3 & 9 months - Adults	1,732	4,715	36.7%	49.9%	52.2%	50.1%
% of FP17s for Band 1 Urgent Courses	816	6,093	13.4%	10.4%	9.2%	9.1%
% of FP17s Relating to Free Repair or Replacements	125	6,093	2.1%	0.9%	1.0%	0.8%
% of FP17s Relating to Continuations	76	6,093	1.2%	1.3%	1.4%	1.2%
% of Patients satisfied with the dentistry they have received	2	2	N/A	92.1%	93.1%	92.8%
% of Patients satisfied with the time they had to wait for an appointment	0	2	N/A	88.1%	89.5%	88.7%

* This is based on patients treated on this contract for their most recent course of treatment. Figures in italics indicate the base number of FP17s or Patient Questionnaire responses are less than 100. N/A is shown where the base number of responses is less than 10 during the period. % is calculated as Quantity/Base number*100

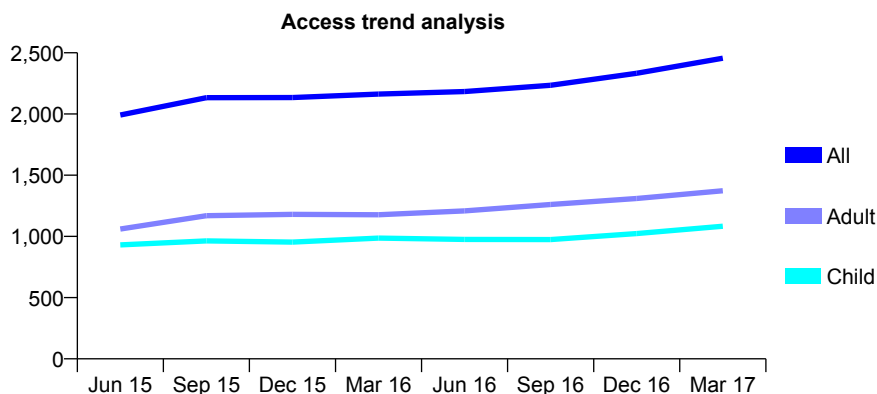
Q46 - Vital Signs At a Glance Contract Report for 165255/0001 - Year end March 2017

Name or company name	Pritchards Dental Practice Ltd
Contract type name	GDS Contract
Purpose of contract	General
Contract start date	01/10/2013
Contract end date	

16/17 Contracted general activity (UDA)	6,428
Carry forward general activity (UDA)	0
16/17 Contracted orthodontic activity (UOA)	0
Carry forward orthodontic activity (UOA)	0
Baseline contract value	£172,355.39

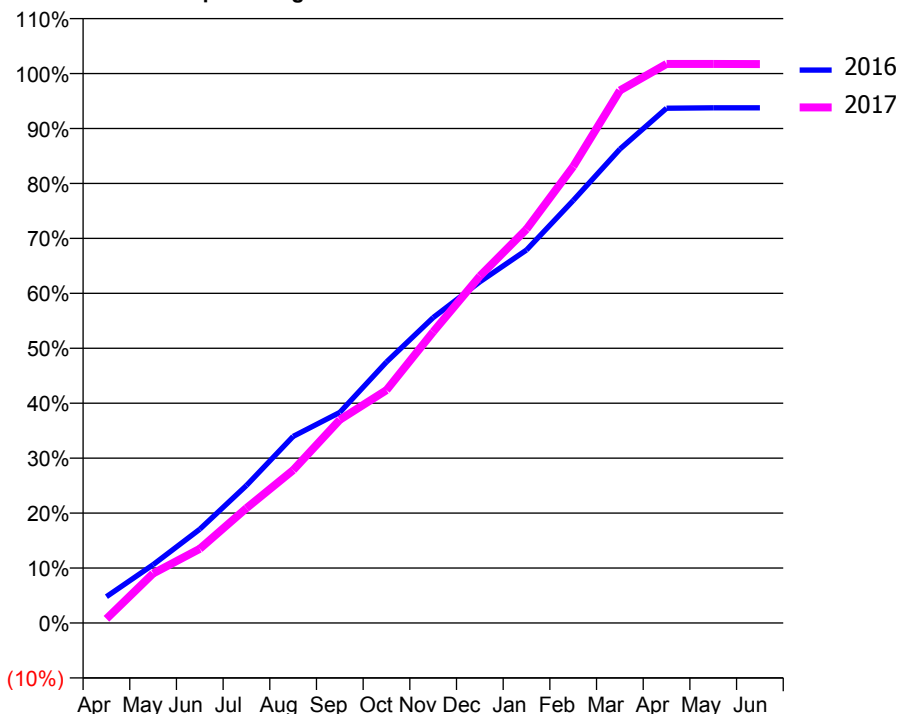
ACCESS*

Patients seen in 24 months	Total	Change since previous quarter
Quarter ending March 2016	2,163	
Quarter ending June 2016	2,184	→
Quarter ending September 2016	2,235	↑
Quarter ending December 2016	2,333	↑
Quarter ending March 2017	2,456	↑
Variance since March 2016	13.5%	↑



ACTIVITY

Cumulative percentage of contracted UDA delivered 2016 & 2017



Month	Adjusted Scheduled Activity (UDA)	
	2016	2017
April	308	49
May	682	580
June	1,098	868
July	1,609	1,344
August	2,183	1,788
September	2,464	2,379
October	3,053	2,724
November	3,573	3,407
December	3,991	4,057
January	4,364	4,607
February	4,942	5,340
March	5,543	6,229
April	6,023	6,540
May	6,027	6,539
June	6,027	6,538

QUALITY

	Quantity	Base Number	Contract	AT	Region	England
% of FP17s for the same patient ID Re-attending within 3 months - Children	162	1,795	9.0%	12.9%	13.3%	12.3%
% of FP17s for the same patient ID Re-attending within 3 months - Adults	626	2,242	27.9%	17.6%	17.3%	16.7%
% of FP17s for the same patient ID Re-attending between 3 & 9 months - Children	1,039	1,795	57.9%	56.2%	58.9%	57.6%
% of FP17s for the same patient ID Re-attending between 3 & 9 months - Adults	953	2,242	42.5%	49.9%	52.2%	50.1%
% of FP17s for Band 1 Urgent Courses	277	3,363	8.2%	10.4%	9.2%	9.1%
% of FP17s Relating to Free Repair or Replacements	9	3,363	0.3%	0.9%	1.0%	0.8%
% of FP17s Relating to Continuations	6	3,363	0.2%	1.3%	1.4%	1.2%
% of Patients satisfied with the dentistry they have received	5	5	N/A	92.1%	93.1%	92.8%
% of Patients satisfied with the time they had to wait for an appointment	5	5	N/A	88.1%	89.5%	88.7%

* This is based on patients treated on this contract for their most recent course of treatment. Figures in italics indicate the base number of FP17s or Patient Questionnaire responses are less than 100. N/A is shown where the base number of responses is less than 10 during the period. % is calculated as Quantity/Base number*100

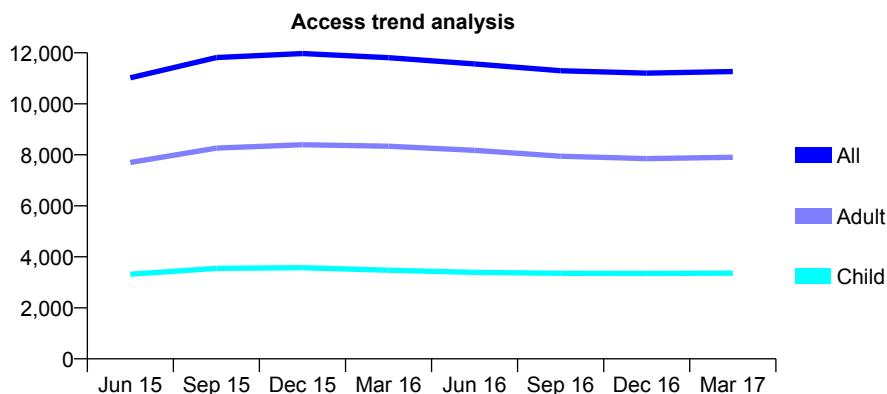
Q46 - Vital Signs At a Glance Contract Report for 165263/0001 - Year end March 2017

Name or company name	Chariwala Smile Ltd
Contract type name	GDS Contract
Purpose of contract	General
Contract start date	01/11/2013
Contract end date	

16/17 Contracted general activity (UDA)	35,327
Carry forward general activity (UDA)	-135
16/17 Contracted orthodontic activity (UOA)	0
Carry forward orthodontic activity (UOA)	0
Baseline contract value	£914,419.88

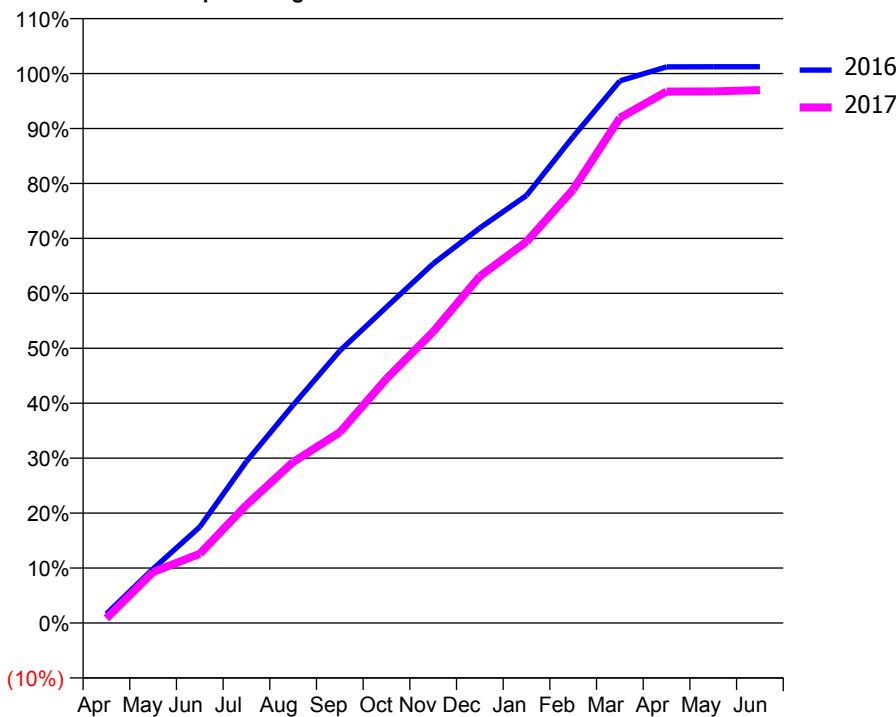
ACCESS*

Patients seen in 24 months	Total	Change since previous quarter
Quarter ending March 2016	11,810	
Quarter ending June 2016	11,563	↓
Quarter ending September 2016	11,298	↓
Quarter ending December 2016	11,200	→
Quarter ending March 2017	11,265	→
Variance since March 2016	(4.6%)	↓



ACTIVITY

Cumulative percentage of contracted UDA delivered 2016 & 2017



Month	Adjusted Scheduled Activity (UDA)	
	2016	2017
April	599	306
May	3,533	3,276
June	6,257	4,454
July	10,526	7,589
August	14,201	10,347
September	17,740	12,262
October	20,585	15,710
November	23,410	18,725
December	25,743	22,296
January	27,855	24,516
February	31,691	27,874
March	35,324	32,477
April	36,234	34,168
May	36,241	34,178
June	36,242	34,257

QUALITY

	Quantity	Base Number	Contract	AT	Region	England
% of FP17s for the same patient ID Re-attending within 3 months - Children	364	5,048	7.2%	12.9%	13.3%	12.3%
% of FP17s for the same patient ID Re-attending within 3 months - Adults	1,810	11,187	16.2%	17.6%	17.3%	16.7%
% of FP17s for the same patient ID Re-attending between 3 & 9 months - Children	3,261	5,048	64.6%	56.2%	58.9%	57.6%
% of FP17s for the same patient ID Re-attending between 3 & 9 months - Adults	6,041	11,187	54.0%	49.9%	52.2%	50.1%
% of FP17s for Band 1 Urgent Courses	1,341	16,375	8.2%	10.4%	9.2%	9.1%
% of FP17s Relating to Free Repair or Replacements	84	16,375	0.5%	0.9%	1.0%	0.8%
% of FP17s Relating to Continuations	387	16,375	2.4%	1.3%	1.4%	1.2%
% of Patients satisfied with the dentistry they have received	5	5	N/A	92.1%	93.1%	92.8%
% of Patients satisfied with the time they had to wait for an appointment	4	5	N/A	88.1%	89.5%	88.7%

* This is based on patients treated on this contract for their most recent course of treatment. Figures in italics indicate the base number of FP17s or Patient Questionnaire responses are less than 100. N/A is shown where the base number of responses is less than 10 during the period. % is calculated as Quantity/Base number*100

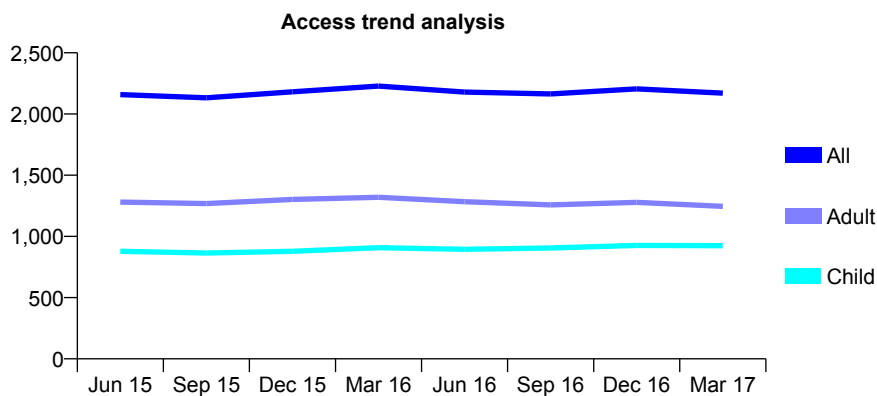
Q46 - Vital Signs At a Glance Contract Report for 165433/0001 - Year end March 2017

Name or company name	Park House Brinnington
Contract type name	GDS Contract
Purpose of contract	General
Contract start date	01/01/2011
Contract end date	

16/17 Contracted general activity (UDA)	6,500
Carry forward general activity (UDA)	16
16/17 Contracted orthodontic activity (UOA)	0
Carry forward orthodontic activity (UOA)	0
Baseline contract value	£167,115.42

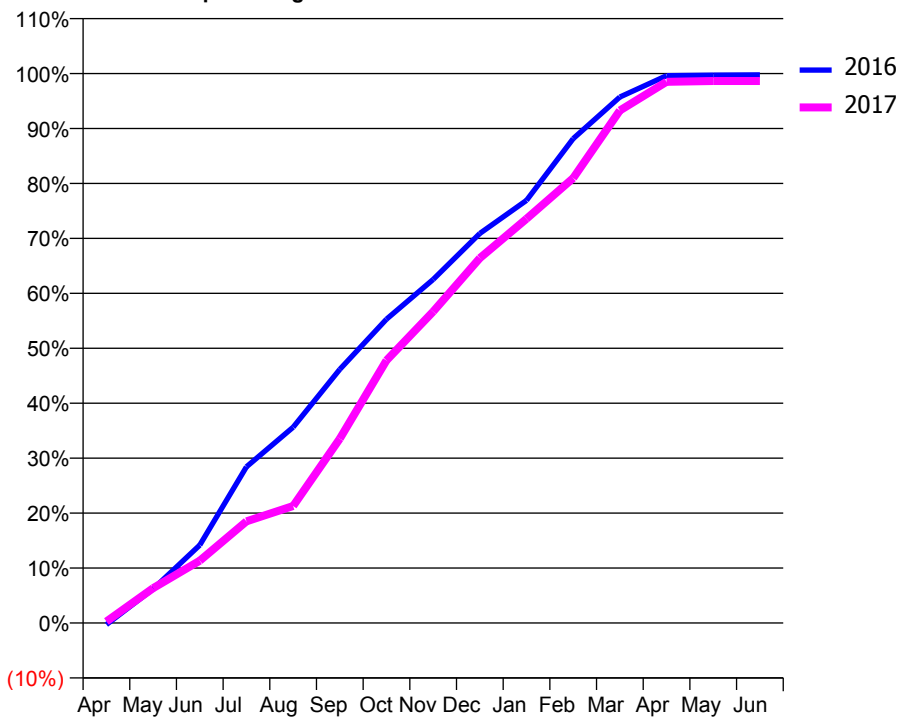
ACCESS*

Patients seen in 24 months	Total	Change since previous quarter
Quarter ending March 2016	2,228	
Quarter ending June 2016	2,179	↓
Quarter ending September 2016	2,164	→
Quarter ending December 2016	2,205	→
Quarter ending March 2017	2,170	↓
Variance since March 2016	(2.6%)	↓



ACTIVITY

Cumulative percentage of contracted UDA delivered 2016 & 2017



Month	Adjusted Scheduled Activity (UDA)	
	2016	2017
April	-20	18
May	403	413
June	922	737
July	1,848	1,202
August	2,317	1,384
September	3,001	2,180
October	3,595	3,106
November	4,064	3,685
December	4,608	4,316
January	5,000	4,782
February	5,729	5,263
March	6,222	6,063
April	6,474	6,402
May	6,481	6,411
June	6,484	6,411

QUALITY

	Quantity	Base Number	Contract	AT	Region	England
% of FP17s for the same patient ID Re-attending within 3 months - Children	103	1,009	10.2%	12.9%	13.3%	12.3%
% of FP17s for the same patient ID Re-attending within 3 months - Adults	219	1,235	17.7%	17.6%	17.3%	16.7%
% of FP17s for the same patient ID Re-attending between 3 & 9 months - Children	342	1,009	33.9%	56.2%	58.9%	57.6%
% of FP17s for the same patient ID Re-attending between 3 & 9 months - Adults	348	1,235	28.2%	49.9%	52.2%	50.1%
% of FP17s for Band 1 Urgent Courses	302	2,197	13.7%	10.4%	9.2%	9.1%
% of FP17s Relating to Free Repair or Replacements	17	2,197	0.8%	0.9%	1.0%	0.8%
% of FP17s Relating to Continuations	10	2,197	0.5%	1.3%	1.4%	1.2%
% of Patients satisfied with the dentistry they have received	2	3	N/A	92.1%	93.1%	92.8%
% of Patients satisfied with the time they had to wait for an appointment	3	3	N/A	88.1%	89.5%	88.7%

* This is based on patients treated on this contract for their most recent course of treatment. Figures in italics indicate the base number of FP17s or Patient Questionnaire responses are less than 100. N/A is shown where the base number of responses is less than 10 during the period. % is calculated as Quantity/Base number*100

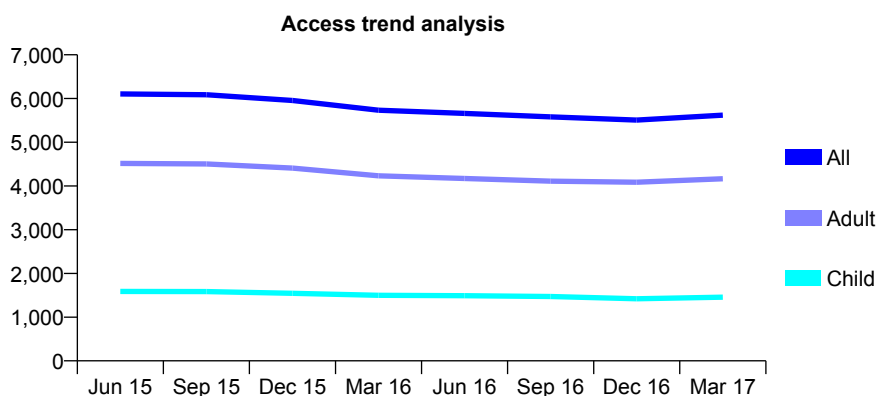
Q46 - Vital Signs At a Glance Contract Report for 165905/0001 - Year end March 2017

Name or company name	New Moston Dental Centre
Contract type name	GDS Contract
Purpose of contract	General
Contract start date	01/04/2009
Contract end date	

16/17 Contracted general activity (UDA)	19,540
Carry forward general activity (UDA)	535
16/17 Contracted orthodontic activity (UOA)	0
Carry forward orthodontic activity (UOA)	0
Baseline contract value	£581,784.14

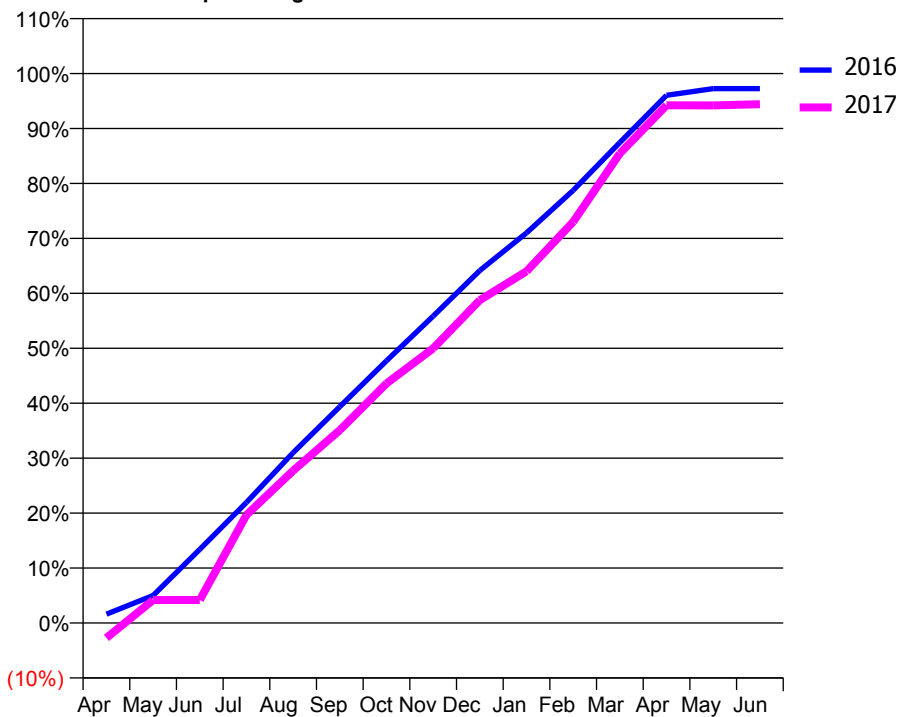
ACCESS*

Patients seen in 24 months	Total	Change since previous quarter
Quarter ending March 2016	5,733	
Quarter ending June 2016	5,661	↓
Quarter ending September 2016	5,581	↓
Quarter ending December 2016	5,506	↓
Quarter ending March 2017	5,619	↑
Variance since March 2016	(2.0%)	↓



ACTIVITY

Cumulative percentage of contracted UDA delivered 2016 & 2017



Month	Adjusted Scheduled Activity (UDA)	
	2016	2017
April	314	-535
May	979	816
June	2,620	816
July	4,287	3,844
August	6,056	5,418
September	7,694	6,858
October	9,324	8,521
November	10,911	9,767
December	12,534	11,484
January	13,871	12,507
February	15,382	14,266
March	17,085	16,698
April	18,764	18,408
May	19,005	18,406
June	19,005	18,448

QUALITY

	Quantity	Base Number	Contract	AT	Region	England
% of FP17s for the same patient ID Re-attending within 3 months - Children	224	2,305	9.7%	12.9%	13.3%	12.3%
% of FP17s for the same patient ID Re-attending within 3 months - Adults	792	5,881	13.5%	17.6%	17.3%	16.7%
% of FP17s for the same patient ID Re-attending between 3 & 9 months - Children	1,391	2,305	60.3%	56.2%	58.9%	57.6%
% of FP17s for the same patient ID Re-attending between 3 & 9 months - Adults	3,382	5,881	57.5%	49.9%	52.2%	50.1%
% of FP17s for Band 1 Urgent Courses	469	8,025	5.8%	10.4%	9.2%	9.1%
% of FP17s Relating to Free Repair or Replacements	32	8,025	0.4%	0.9%	1.0%	0.8%
% of FP17s Relating to Continuations	138	8,025	1.7%	1.3%	1.4%	1.2%
% of Patients satisfied with the dentistry they have received	3	3	N/A	92.1%	93.1%	92.8%
% of Patients satisfied with the time they had to wait for an appointment	3	3	N/A	88.1%	89.5%	88.7%

* This is based on patients treated on this contract for their most recent course of treatment. Figures in italics indicate the base number of FP17s or Patient Questionnaire responses are less than 100. N/A is shown where the base number of responses is less than 10 during the period. % is calculated as Quantity/Base number*100

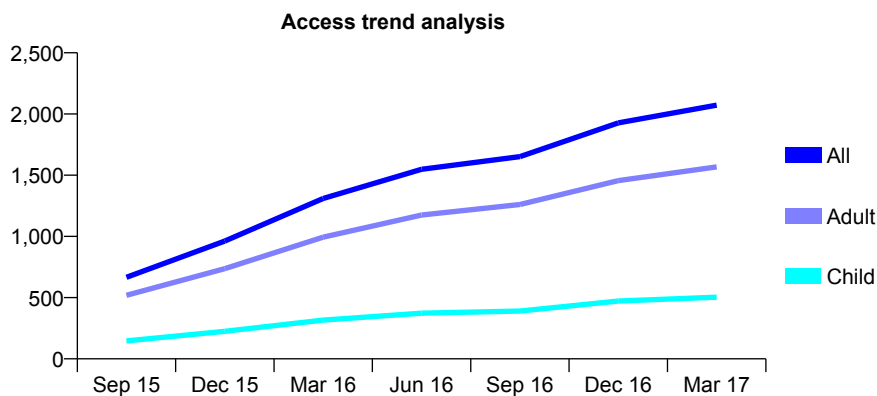
Q46 - Vital Signs At a Glance Contract Report for 166049/0001 - Year end March 2017

Name or company name	MISS R DHARIWAL
Contract type name	GDS Contract
Purpose of contract	General
Contract start date	01/07/2015
Contract end date	

16/17 Contracted general activity (UDA)	8,633
Carry forward general activity (UDA)	1,359
16/17 Contracted orthodontic activity (UOA)	0
Carry forward orthodontic activity (UOA)	0
Baseline contract value	£230,337.92

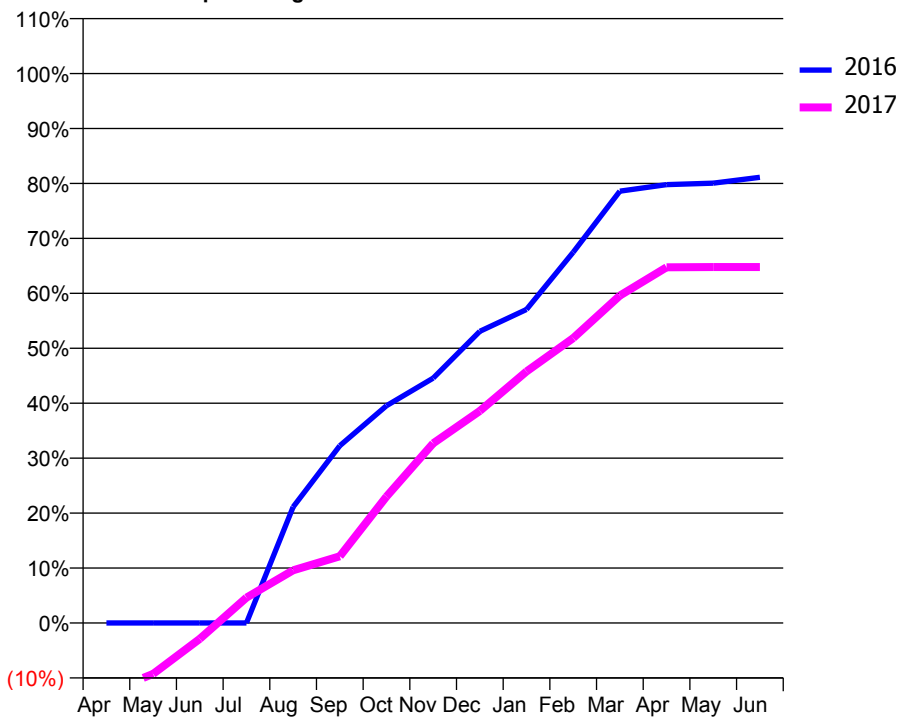
ACCESS*

Patients seen in 24 months	Total	Change since previous quarter
Quarter ending March 2016	1,310	
Quarter ending June 2016	1,548	↑
Quarter ending September 2016	1,652	↑
Quarter ending December 2016	1,928	↑
Quarter ending March 2017	2,072	↑
Variance since March 2016	58.2%	↑



ACTIVITY

Cumulative percentage of contracted UDA delivered 2016 & 2017



Adjusted Scheduled Activity (UDA)

Month	2016	2017
April	0	-1,099
May	0	-801
June	0	-251
July	0	400
August	1,369	829
September	2,090	1,049
October	2,562	1,988
November	2,888	2,823
December	3,440	3,332
January	3,699	3,952
February	4,372	4,475
March	5,093	5,143
April	5,170	5,589
May	5,187	5,592
June	5,257	5,593

QUALITY

	Quantity	Base Number	Contract	AT	Region	England
% of FP17s for the same patient ID Re-attending within 3 months - Children	79	684	11.5%	12.9%	13.3%	12.3%
% of FP17s for the same patient ID Re-attending within 3 months - Adults	376	2,080	18.1%	17.6%	17.3%	16.7%
% of FP17s for the same patient ID Re-attending between 3 & 9 months - Children	241	684	35.2%	56.2%	58.9%	57.6%
% of FP17s for the same patient ID Re-attending between 3 & 9 months - Adults	746	2,080	35.9%	49.9%	52.2%	50.1%
% of FP17s for Band 1 Urgent Courses	574	2,849	20.1%	10.4%	9.2%	9.1%
% of FP17s Relating to Free Repair or Replacements	15	2,849	0.5%	0.9%	1.0%	0.8%
% of FP17s Relating to Continuations	26	2,849	0.9%	1.3%	1.4%	1.2%
% of Patients satisfied with the dentistry they have received	1	2	N/A	92.1%	93.1%	92.8%
% of Patients satisfied with the time they had to wait for an appointment	1	2	N/A	88.1%	89.5%	88.7%

* This is based on patients treated on this contract for their most recent course of treatment. Figures in italics indicate the base number of FP17s or Patient Questionnaire responses are less than 100. N/A is shown where the base number of responses is less than 10 during the period. % is calculated as Quantity/Base number*100

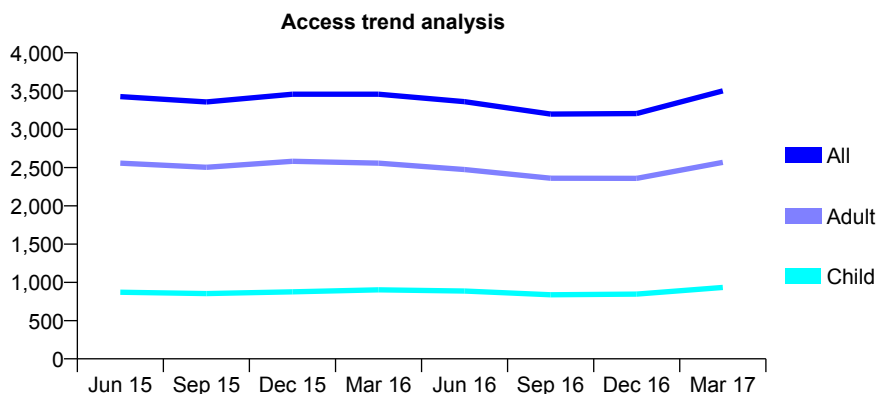
Q46 - Vital Signs At a Glance Contract Report for 166081/0001 - Year end March 2017

Name or company name	Brooks Bar Dental Practice
Contract type name	GDS Contract
Purpose of contract	General
Contract start date	26/07/2013
Contract end date	

16/17 Contracted general activity (UDA)	14,264
Carry forward general activity (UDA)	-82
16/17 Contracted orthodontic activity (UOA)	0
Carry forward orthodontic activity (UOA)	0
Baseline contract value	£433,890.18

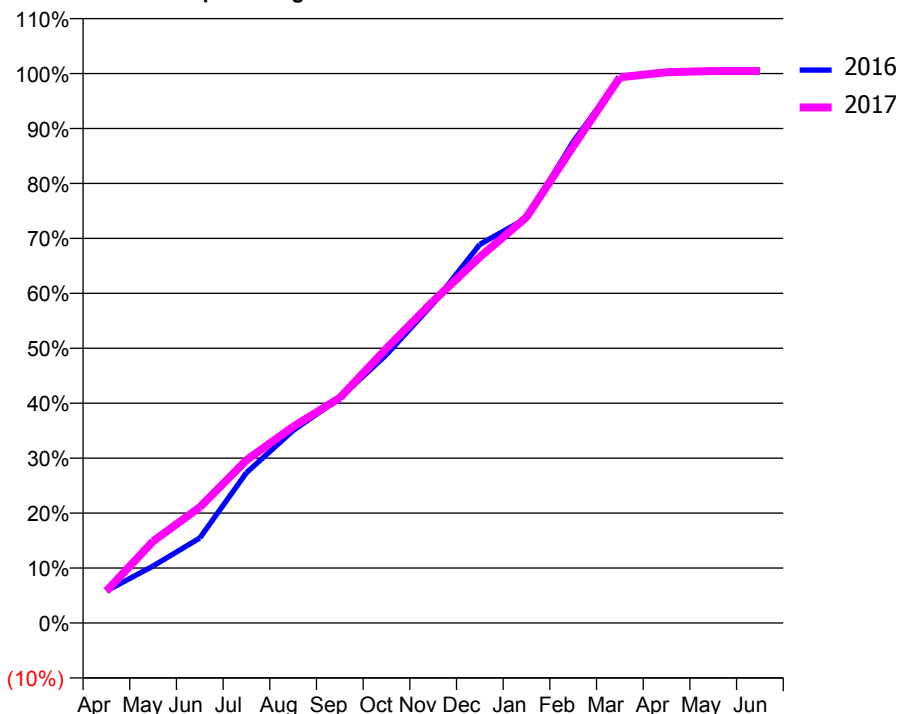
ACCESS*

Patients seen in 24 months	Total	Change since previous quarter
Quarter ending March 2016	3,459	
Quarter ending June 2016	3,361	↓
Quarter ending September 2016	3,199	↓
Quarter ending December 2016	3,206	→
Quarter ending March 2017	3,502	↑
Variance since March 2016	1.2%	→



ACTIVITY

Cumulative percentage of contracted UDA delivered 2016 & 2017



Month	Adjusted Scheduled Activity (UDA)	
	2016	2017
April	848	828
May	1,507	2,123
June	2,250	3,006
July	3,978	4,228
August	5,094	5,098
September	5,954	5,843
October	7,105	7,128
November	8,455	8,356
December	10,020	9,499
January	10,712	10,535
February	12,739	12,373
March	14,427	14,165
April	14,598	14,297
May	14,626	14,329
June	14,626	14,329

QUALITY

	Quantity	Base Number	Contract	AT	Region	England
% of FP17s for the same patient ID Re-attending within 3 months - Children	43	969	4.4%	12.9%	13.3%	12.3%
% of FP17s for the same patient ID Re-attending within 3 months - Adults	293	2,639	11.1%	17.6%	17.3%	16.7%
% of FP17s for the same patient ID Re-attending between 3 & 9 months - Children	315	969	32.5%	56.2%	58.9%	57.6%
% of FP17s for the same patient ID Re-attending between 3 & 9 months - Adults	886	2,639	33.6%	49.9%	52.2%	50.1%
% of FP17s for Band 1 Urgent Courses	270	3,579	7.5%	10.4%	9.2%	9.1%
% of FP17s Relating to Free Repair or Replacements	15	3,579	0.4%	0.9%	1.0%	0.8%
% of FP17s Relating to Continuations	57	3,579	1.6%	1.3%	1.4%	1.2%
% of Patients satisfied with the dentistry they have received	7	7	N/A	92.1%	93.1%	92.8%
% of Patients satisfied with the time they had to wait for an appointment	4	7	N/A	88.1%	89.5%	88.7%

* This is based on patients treated on this contract for their most recent course of treatment. Figures in italics indicate the base number of FP17s or Patient Questionnaire responses are less than 100. N/A is shown where the base number of responses is less than 10 during the period. % is calculated as Quantity/Base number*100

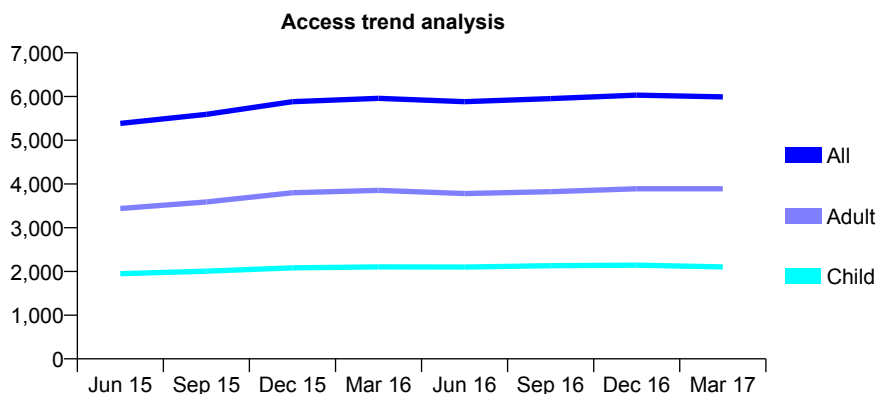
Q46 - Vital Signs At a Glance Contract Report for 166405/0001 - Year end March 2017

Name or company name	Penny Meadow Dental Care Limited
Contract type name	GDS Contract
Purpose of contract	General
Contract start date	01/01/2014
Contract end date	

16/17 Contracted general activity (UDA)	16,838
Carry forward general activity (UDA)	-241
16/17 Contracted orthodontic activity (UOA)	0
Carry forward orthodontic activity (UOA)	0
Baseline contract value	£467,821.33

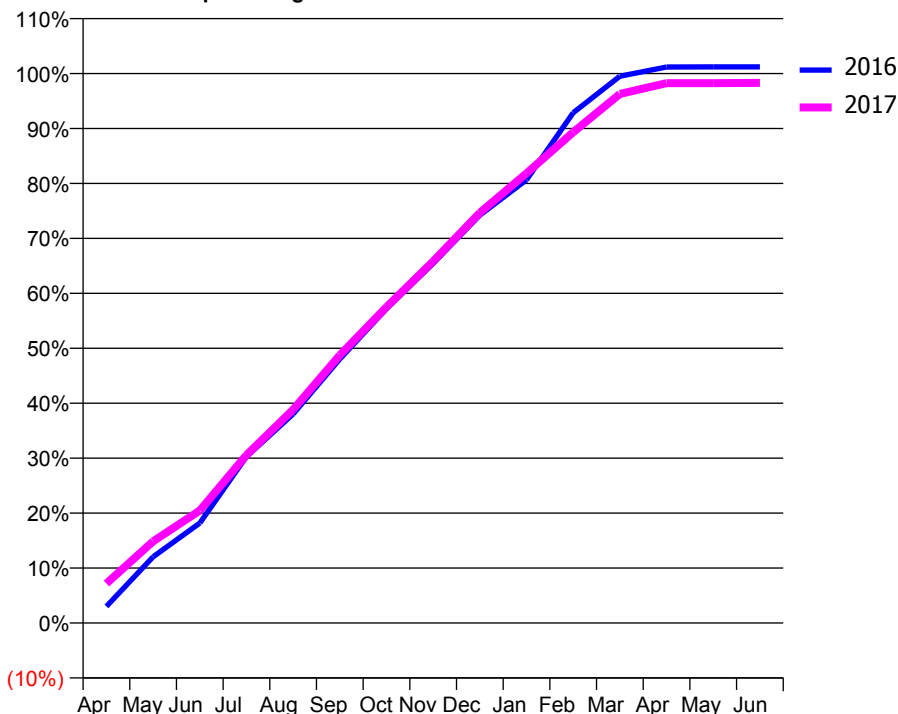
ACCESS*

Patients seen in 24 months	Total	Change since previous quarter
Quarter ending March 2016	5,959	
Quarter ending June 2016	5,881	↓
Quarter ending September 2016	5,952	→
Quarter ending December 2016	6,033	→
Quarter ending March 2017	5,993	→
Variance since March 2016	0.6%	→



ACTIVITY

Cumulative percentage of contracted UDA delivered 2016 & 2017



Month	Adjusted Scheduled Activity (UDA)	
	2016	2017
April	509	1,211
May	2,030	2,501
June	3,064	3,448
July	5,096	5,147
August	6,403	6,541
September	8,089	8,206
October	9,629	9,682
November	11,018	11,083
December	12,497	12,573
January	13,582	13,779
February	15,635	15,039
March	16,756	16,210
April	17,037	16,544
May	17,040	16,541
June	17,040	16,552

QUALITY

	Quantity	Base Number	Contract	AT	Region	England
% of FP17s for the same patient ID Re-attending within 3 months - Children	232	3,345	6.9%	12.9%	13.3%	12.3%
% of FP17s for the same patient ID Re-attending within 3 months - Adults	608	5,206	11.7%	17.6%	17.3%	16.7%
% of FP17s for the same patient ID Re-attending between 3 & 9 months - Children	2,276	3,345	68.0%	56.2%	58.9%	57.6%
% of FP17s for the same patient ID Re-attending between 3 & 9 months - Adults	2,901	5,206	55.7%	49.9%	52.2%	50.1%
% of FP17s for Band 1 Urgent Courses	850	8,599	9.9%	10.4%	9.2%	9.1%
% of FP17s Relating to Free Repair or Replacements	41	8,599	0.5%	0.9%	1.0%	0.8%
% of FP17s Relating to Continuations	35	8,599	0.4%	1.3%	1.4%	1.2%
% of Patients satisfied with the dentistry they have received	3	3	N/A	92.1%	93.1%	92.8%
% of Patients satisfied with the time they had to wait for an appointment	3	3	N/A	88.1%	89.5%	88.7%

* This is based on patients treated on this contract for their most recent course of treatment. Figures in italics indicate the base number of FP17s or Patient Questionnaire responses are less than 100. N/A is shown where the base number of responses is less than 10 during the period. % is calculated as Quantity/Base number*100

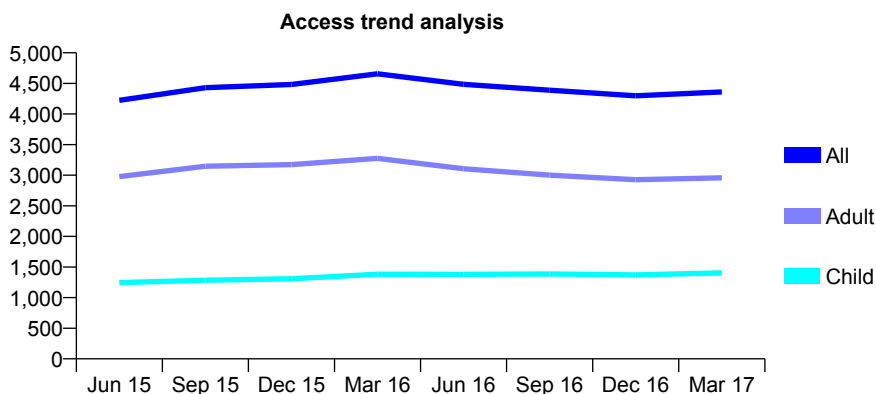
Q46 - Vital Signs At a Glance Contract Report for 166707/0001 - Year end March 2017

Name or company name	151 Dental Ltd
Contract type name	GDS Contract
Purpose of contract	General
Contract start date	01/08/2007
Contract end date	

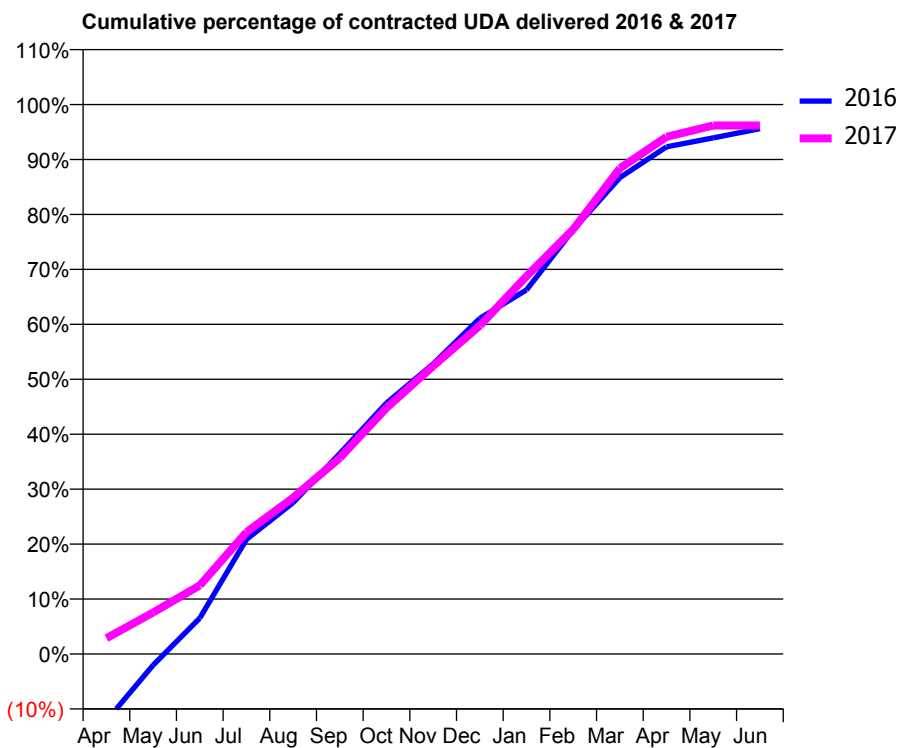
16/17 Contracted general activity (UDA)	18,209
Carry forward general activity (UDA)	0
16/17 Contracted orthodontic activity (UOA)	0
Carry forward orthodontic activity (UOA)	0
Baseline contract value	£464,569.60

ACCESS*

Patients seen in 24 months	Total	Change since previous quarter
Quarter ending March 2016	4,657	
Quarter ending June 2016	4,485	↓
Quarter ending September 2016	4,388	↓
Quarter ending December 2016	4,298	↓
Quarter ending March 2017	4,361	→
Variance since March 2016	(6.4%)	↓



ACTIVITY



Month	Adjusted Scheduled Activity (UDA)	
	2016	2017
April	-2,244	524
May	-378	1,377
June	1,209	2,273
July	3,855	4,036
August	5,095	5,183
September	6,746	6,500
October	8,446	8,155
November	9,760	9,542
December	11,295	10,882
January	12,251	12,522
February	14,270	14,069
March	16,028	16,097
April	17,067	17,139
May	17,364	17,515
June	17,675	17,515

QUALITY

	Quantity	Base Number	Contract	AT	Region	England
% of FP17s for the same patient ID Re-attending within 3 months - Children	699	2,882	24.3%	12.9%	13.3%	12.3%
% of FP17s for the same patient ID Re-attending within 3 months - Adults	1,251	4,999	25.0%	17.6%	17.3%	16.7%
% of FP17s for the same patient ID Re-attending between 3 & 9 months - Children	1,552	2,882	53.9%	56.2%	58.9%	57.6%
% of FP17s for the same patient ID Re-attending between 3 & 9 months - Adults	2,594	4,999	51.9%	49.9%	52.2%	50.1%
% of FP17s for Band 1 Urgent Courses	674	7,751	8.7%	10.4%	9.2%	9.1%
% of FP17s Relating to Free Repair or Replacements	93	7,751	1.2%	0.9%	1.0%	0.8%
% of FP17s Relating to Continuations	85	7,751	1.1%	1.3%	1.4%	1.2%
% of Patients satisfied with the dentistry they have received	6	7	N/A	92.1%	93.1%	92.8%
% of Patients satisfied with the time they had to wait for an appointment	7	7	N/A	88.1%	89.5%	88.7%

* This is based on patients treated on this contract for their most recent course of treatment. Figures in italics indicate the base number of FP17s or Patient Questionnaire responses are less than 100. N/A is shown where the base number of responses is less than 10 during the period. % is calculated as Quantity/Base number*100

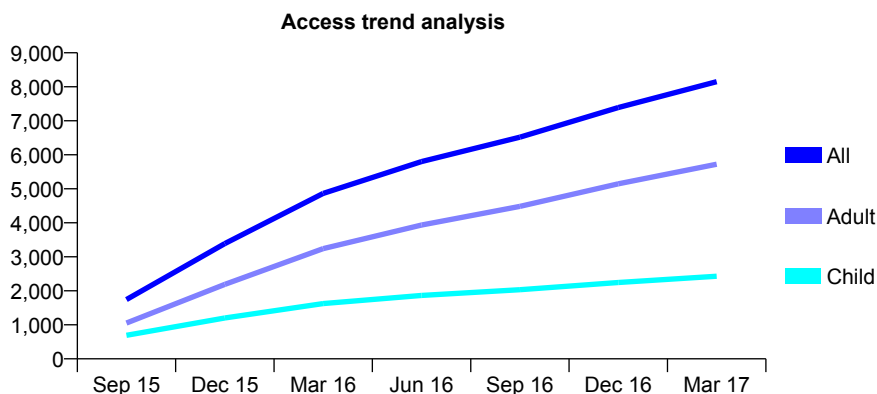
Q46 - Vital Signs At a Glance Contract Report for 167312/0001 - Year end March 2017

Name or company name	Mellor, Wilkinson and Shokraee
Contract type name	GDS Contract
Purpose of contract	General
Contract start date	01/06/2015
Contract end date	

16/17 Contracted general activity (UDA)	21,353
Carry forward general activity (UDA)	-413
16/17 Contracted orthodontic activity (UOA)	0
Carry forward orthodontic activity (UOA)	0
Baseline contract value	£685,195.84

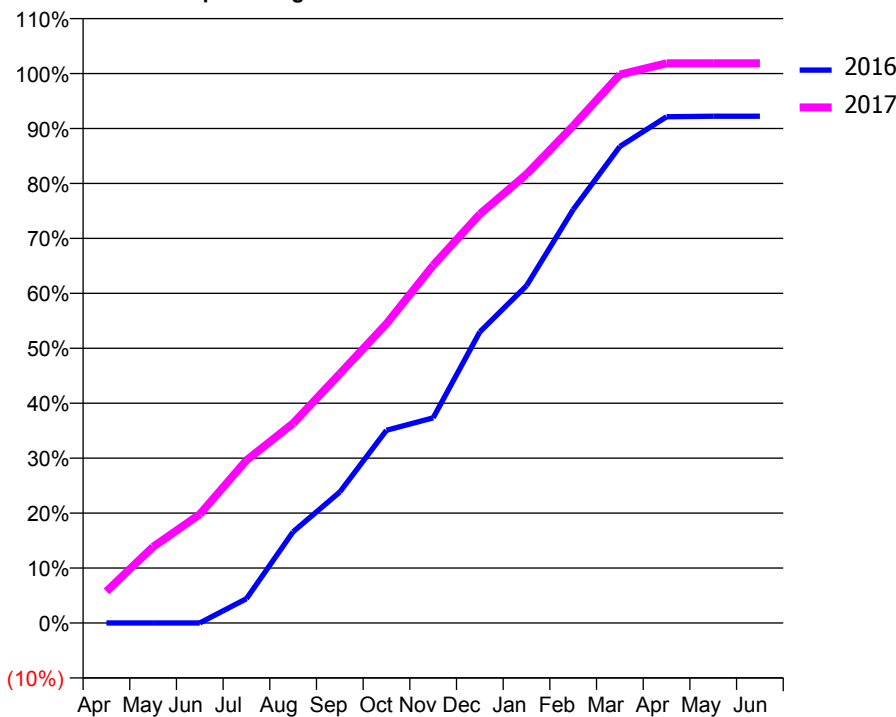
ACCESS*

Patients seen in 24 months	Total	Change since previous quarter
Quarter ending March 2016	4,865	
Quarter ending June 2016	5,800	↑
Quarter ending September 2016	6,519	↑
Quarter ending December 2016	7,392	↑
Quarter ending March 2017	8,150	↑
Variance since March 2016	67.5%	↑



ACTIVITY

Cumulative percentage of contracted UDA delivered 2016 & 2017



Adjusted Scheduled Activity (UDA)

Month	2016	2017
April	0	1,232
May	0	2,961
June	0	4,224
July	782	6,325
August	2,934	7,758
September	4,208	9,688
October	6,193	11,631
November	6,591	13,898
December	9,353	15,887
January	10,838	17,439
February	13,282	19,319
March	15,310	21,312
April	16,268	21,753
May	16,282	21,750
June	16,282	21,750

QUALITY

	Quantity	Base Number	Contract	AT	Region	England
% of FP17s for the same patient ID Re-attending within 3 months - Children	376	3,733	10.1%	12.9%	13.3%	12.3%
% of FP17s for the same patient ID Re-attending within 3 months - Adults	1,249	7,566	16.5%	17.6%	17.3%	16.7%
% of FP17s for the same patient ID Re-attending between 3 & 9 months - Children	1,954	3,733	52.3%	56.2%	58.9%	57.6%
% of FP17s for the same patient ID Re-attending between 3 & 9 months - Adults	2,906	7,566	38.4%	49.9%	52.2%	50.1%
% of FP17s for Band 1 Urgent Courses	954	9,780	9.8%	10.4%	9.2%	9.1%
% of FP17s Relating to Free Repair or Replacements	51	9,780	0.5%	0.9%	1.0%	0.8%
% of FP17s Relating to Continuations	123	9,780	1.3%	1.3%	1.4%	1.2%
% of Patients satisfied with the dentistry they have received	11	11	100.0%	92.1%	93.1%	92.8%
% of Patients satisfied with the time they had to wait for an appointment	8	11	72.7%	88.1%	89.5%	88.7%

* This is based on patients treated on this contract for their most recent course of treatment. Figures in italics indicate the base number of FP17s or Patient Questionnaire responses are less than 100. N/A is shown where the base number of responses is less than 10 during the period. % is calculated as Quantity/Base number*100

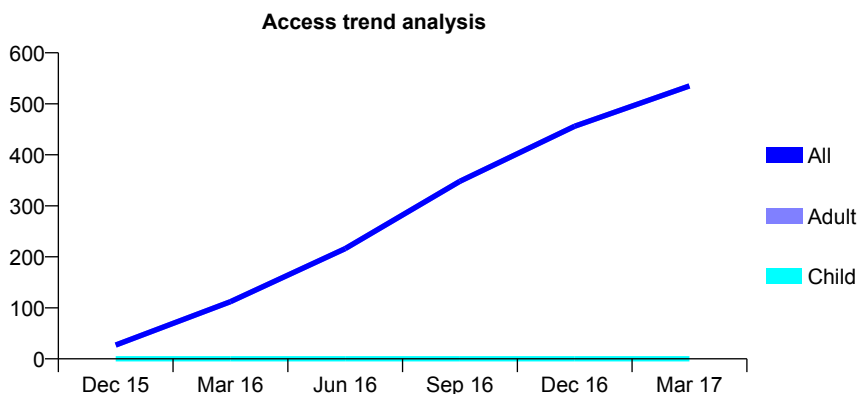
Q46 - Vital Signs At a Glance Contract Report for 167312/0002 - Year end March 2017

Name or company name	Mellor, Wilkinson and Shokraee
Contract type name	GDS Contract
Purpose of contract	General
Contract start date	01/11/2015
Contract end date	

16/17 Contracted general activity (UDA)	2,000
Carry forward general activity (UDA)	-40
16/17 Contracted orthodontic activity (UOA)	0
Carry forward orthodontic activity (UOA)	0
Baseline contract value	£168,379.85

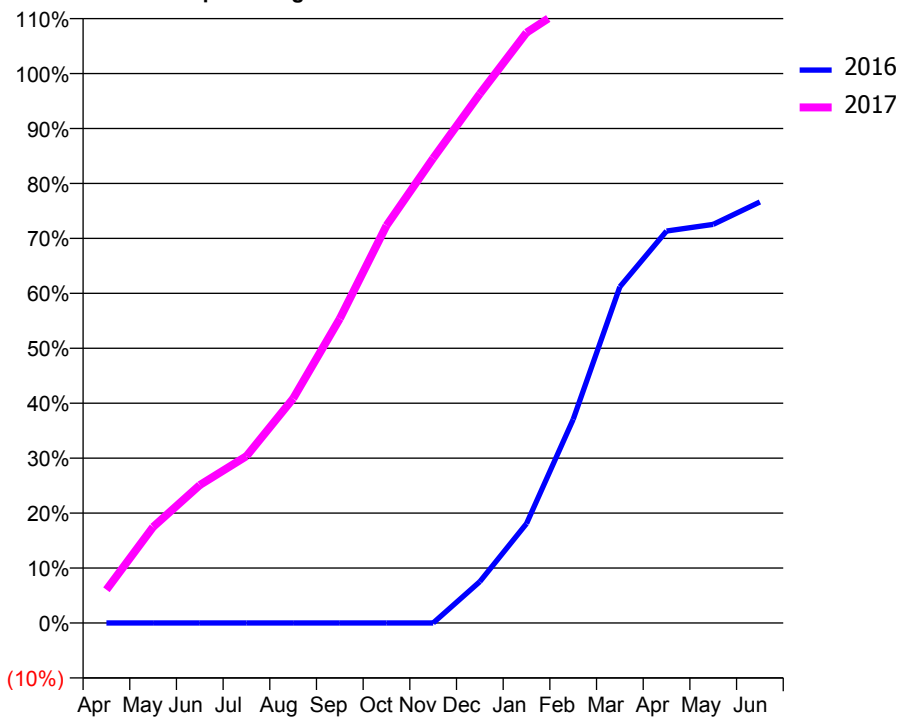
ACCESS*

Patients seen in 24 months	Total	Change since previous quarter
Quarter ending March 2016	112	
Quarter ending June 2016	216	↑
Quarter ending September 2016	348	↑
Quarter ending December 2016	456	↑
Quarter ending March 2017	535	↑
Variance since March 2016	377.7%	↑



ACTIVITY

Cumulative percentage of contracted UDA delivered 2016 & 2017



Month	Adjusted Scheduled Activity (UDA)	
	2016	2017
April	0	121
May	0	350
June	0	502
July	0	607
August	0	817
September	0	1,108
October	0	1,446
November	0	1,692
December	62	1,926
January	150	2,149
February	307	2,259
March	506	2,365
April	590	2,525
May	600	2,553
June	634	2,553

QUALITY

	Quantity	Base Number	Contract	AT	Region	England
% of FP17s for the same patient ID Re-attending within 3 months - Children	0	0	N/A	12.9%	13.3%	12.3%
% of FP17s for the same patient ID Re-attending within 3 months - Adults	28	512	5.5%	17.6%	17.3%	16.7%
% of FP17s for the same patient ID Re-attending between 3 & 9 months - Children	0	0	N/A	56.2%	58.9%	57.6%
% of FP17s for the same patient ID Re-attending between 3 & 9 months - Adults	36	512	7.0%	49.9%	52.2%	50.1%
% of FP17s for Band 1 Urgent Courses	83	521	15.9%	10.4%	9.2%	9.1%
% of FP17s Relating to Free Repair or Replacements	0	521	0.0%	0.9%	1.0%	0.8%
% of FP17s Relating to Continuations	0	521	0.0%	1.3%	1.4%	1.2%
% of Patients satisfied with the dentistry they have received	0	0	N/A	92.1%	93.1%	92.8%
% of Patients satisfied with the time they had to wait for an appointment	0	0	N/A	88.1%	89.5%	88.7%

* This is based on patients treated on this contract for their most recent course of treatment. Figures in italics indicate the base number of FP17s or Patient Questionnaire responses are less than 100. N/A is shown where the base number of responses is less than 10 during the period. % is calculated as Quantity/Base number*100

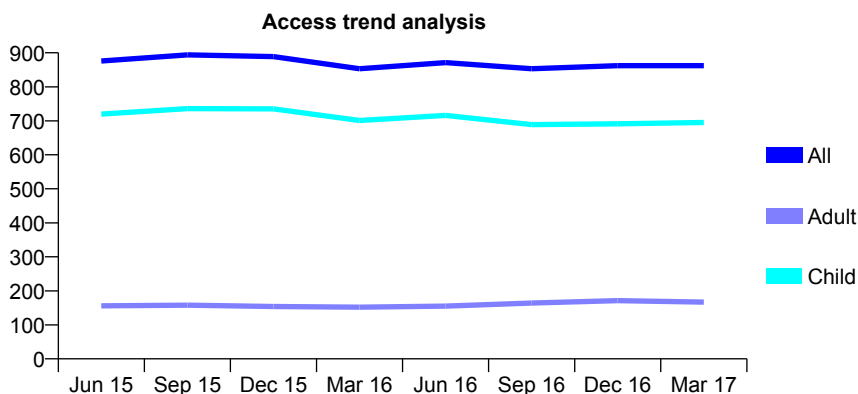
Q46 - Vital Signs At a Glance Contract Report for 168033/0001 - Year end March 2017

Name or company name	Mossley Dental Care
Contract type name	GDS Contract
Purpose of contract	General
Contract start date	01/02/2013
Contract end date	

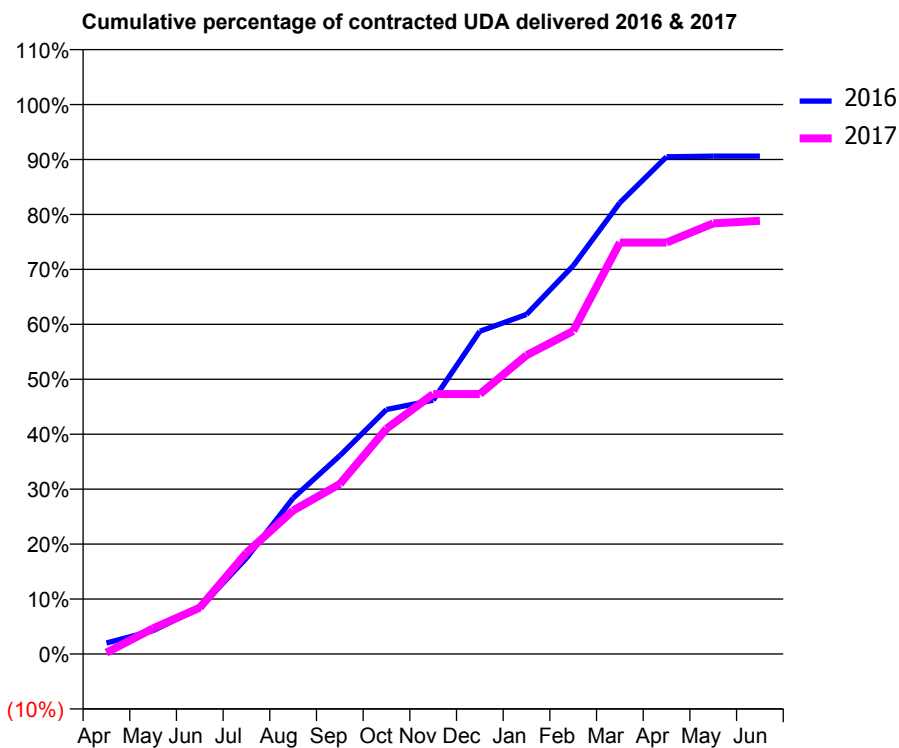
16/17 Contracted general activity (UDA)	2,000
Carry forward general activity (UDA)	0
16/17 Contracted orthodontic activity (UOA)	0
Carry forward orthodontic activity (UOA)	0
Baseline contract value	£55,555.69

ACCESS*

Patients seen in 24 months	Total	Change since previous quarter
Quarter ending March 2016	853	
Quarter ending June 2016	871	↑
Quarter ending September 2016	853	↓
Quarter ending December 2016	862	→
Quarter ending March 2017	862	→
Variance since March 2016	1.1%	→



ACTIVITY



Month	Adjusted Scheduled Activity (UDA)	
	2016	2017
April	40	5
May	85	93
June	168	169
July	349	368
August	568	523
September	722	619
October	890	820
November	924	946
December	1,175	946
January	1,236	1,088
February	1,413	1,176
March	1,643	1,498
April	1,810	1,498
May	1,812	1,567
June	1,812	1,576

QUALITY

	Quantity	Base Number	Contract	AT	Region	England
% of FP17s for the same patient ID Re-attending within 3 months - Children	51	1,002	5.1%	12.9%	13.3%	12.3%
% of FP17s for the same patient ID Re-attending within 3 months - Adults	16	140	11.4%	17.6%	17.3%	16.7%
% of FP17s for the same patient ID Re-attending between 3 & 9 months - Children	578	1,002	57.7%	56.2%	58.9%	57.6%
% of FP17s for the same patient ID Re-attending between 3 & 9 months - Adults	77	140	55.0%	49.9%	52.2%	50.1%
% of FP17s for Band 1 Urgent Courses	26	1,092	2.4%	10.4%	9.2%	9.1%
% of FP17s Relating to Free Repair or Replacements	0	1,092	0.0%	0.9%	1.0%	0.8%
% of FP17s Relating to Continuations	4	1,092	0.4%	1.3%	1.4%	1.2%
% of Patients satisfied with the dentistry they have received	0	0	N/A	92.1%	93.1%	92.8%
% of Patients satisfied with the time they had to wait for an appointment	0	0	N/A	88.1%	89.5%	88.7%

* This is based on patients treated on this contract for their most recent course of treatment. Figures in italics indicate the base number of FP17s or Patient Questionnaire responses are less than 100. N/A is shown where the base number of responses is less than 10 during the period. % is calculated as Quantity/Base number*100

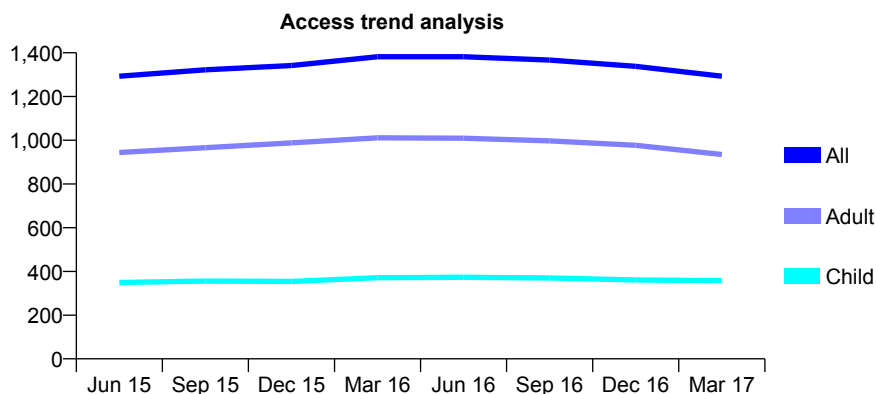
Q46 - Vital Signs At a Glance Contract Report for 168157/0001 - Year end March 2017

Name or company name	Ravat & Ray Dental Care Bolton
Contract type name	GDS Contract
Purpose of contract	General
Contract start date	28/01/2014
Contract end date	

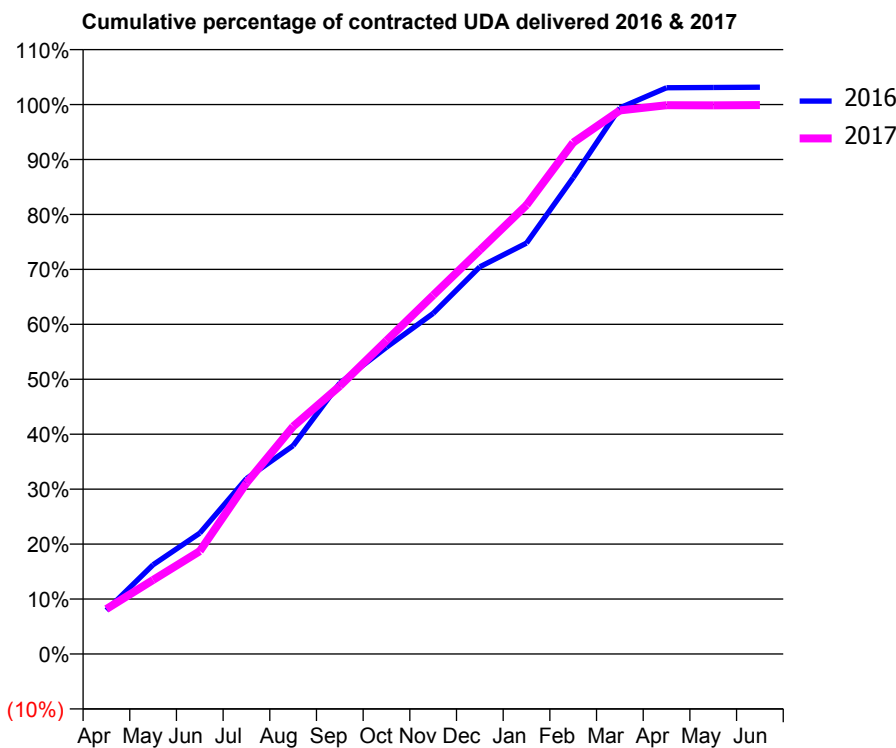
16/17 Contracted general activity (UDA)	3,981
Carry forward general activity (UDA)	-80
16/17 Contracted orthodontic activity (UOA)	0
Carry forward orthodontic activity (UOA)	0
Baseline contract value	£90,201.42

ACCESS*

Patients seen in 24 months	Total	Change since previous quarter
Quarter ending March 2016	1,382	
Quarter ending June 2016	1,382	→
Quarter ending September 2016	1,367	↓
Quarter ending December 2016	1,338	↓
Quarter ending March 2017	1,293	↓
Variance since March 2016	(6.4%)	↓



ACTIVITY



Month	Adjusted Scheduled Activity (UDA)	
	2016	2017
April	328	326
May	672	536
June	909	745
July	1,319	1,239
August	1,566	1,649
September	2,036	1,941
October	2,306	2,271
November	2,561	2,599
December	2,911	2,926
January	3,089	3,252
February	3,581	3,706
March	4,106	3,938
April	4,257	3,975
May	4,259	3,974
June	4,261	3,976

QUALITY

	Quantity	Base Number	Contract	AT	Region	England
% of FP17s for the same patient ID Re-attending within 3 months - Children	37	594	6.2%	12.9%	13.3%	12.3%
% of FP17s for the same patient ID Re-attending within 3 months - Adults	221	1,484	14.9%	17.6%	17.3%	16.7%
% of FP17s for the same patient ID Re-attending between 3 & 9 months - Children	417	594	70.2%	56.2%	58.9%	57.6%
% of FP17s for the same patient ID Re-attending between 3 & 9 months - Adults	1,021	1,484	68.8%	49.9%	52.2%	50.1%
% of FP17s for Band 1 Urgent Courses	157	2,018	7.8%	10.4%	9.2%	9.1%
% of FP17s Relating to Free Repair or Replacements	38	2,018	1.9%	0.9%	1.0%	0.8%
% of FP17s Relating to Continuations	3	2,018	0.1%	1.3%	1.4%	1.2%
% of Patients satisfied with the dentistry they have received	3	3	N/A	92.1%	93.1%	92.8%
% of Patients satisfied with the time they had to wait for an appointment	3	3	N/A	88.1%	89.5%	88.7%

* This is based on patients treated on this contract for their most recent course of treatment. Figures in italics indicate the base number of FP17s or Patient Questionnaire responses are less than 100. N/A is shown where the base number of responses is less than 10 during the period. % is calculated as Quantity/Base number*100

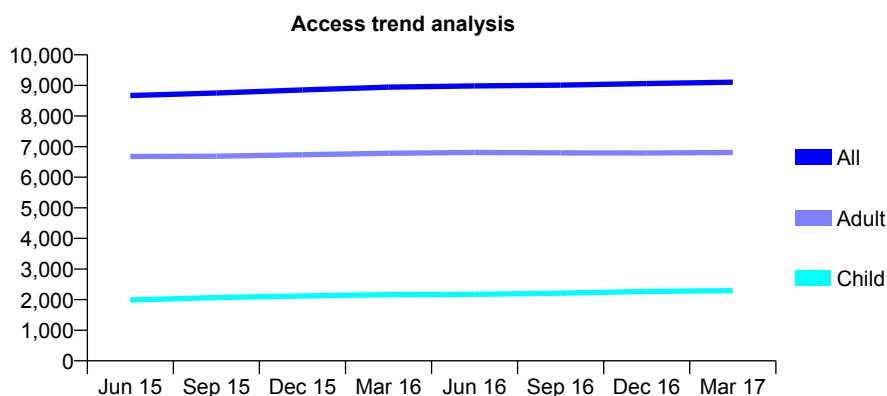
Q46 - Vital Signs At a Glance Contract Report for 168270/0001 - Year end March 2017

Name or company name	MR KA WITHERS
Contract type name	GDS Contract
Purpose of contract	General
Contract start date	01/07/2010
Contract end date	

16/17 Contracted general activity (UDA)	25,856
Carry forward general activity (UDA)	-503
16/17 Contracted orthodontic activity (UOA)	0
Carry forward orthodontic activity (UOA)	0
Baseline contract value	£754,936.67

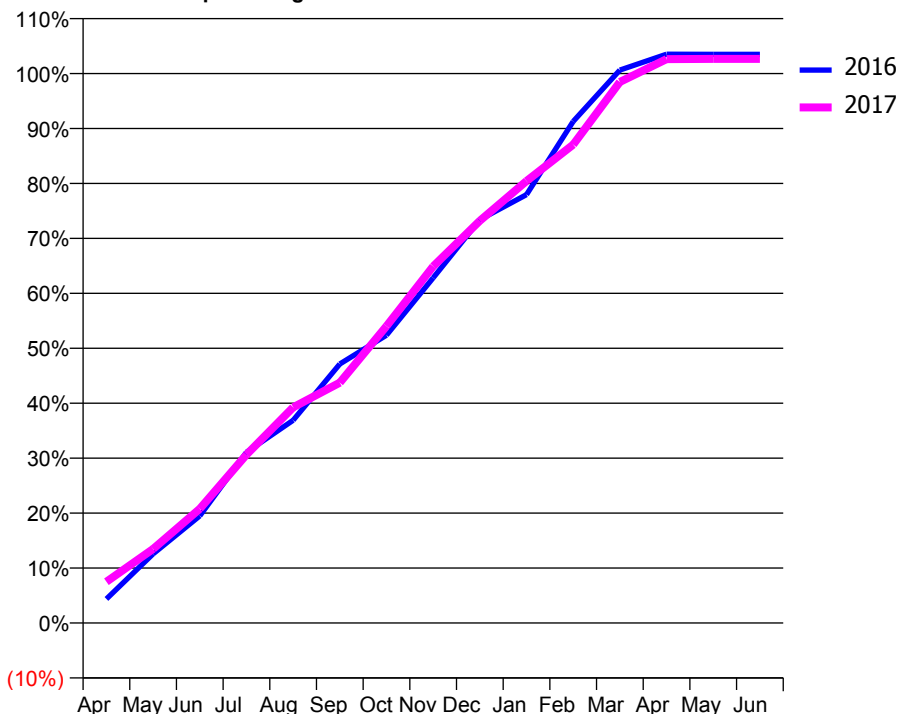
ACCESS*

Patients seen in 24 months	Total	Change since previous quarter
Quarter ending March 2016	8,944	
Quarter ending June 2016	8,981	→
Quarter ending September 2016	9,008	→
Quarter ending December 2016	9,059	→
Quarter ending March 2017	9,104	→
Variance since March 2016	1.8%	→



ACTIVITY

Cumulative percentage of contracted UDA delivered 2016 & 2017



Month	Adjusted Scheduled Activity (UDA)	
	2016	2017
April	1,128	1,939
May	3,235	3,488
June	5,010	5,372
July	7,982	7,920
August	9,481	10,147
September	12,113	11,310
October	13,461	13,968
November	16,139	16,780
December	18,856	18,929
January	20,029	20,796
February	23,455	22,509
March	25,851	25,457
April	26,594	26,529
May	26,589	26,546
June	26,587	26,547

QUALITY

	Quantity	Base Number	Contract	AT	Region	England
% of FP17s for the same patient ID Re-attending within 3 months - Children	235	3,523	6.7%	12.9%	13.3%	12.3%
% of FP17s for the same patient ID Re-attending within 3 months - Adults	1,083	10,458	10.4%	17.6%	17.3%	16.7%
% of FP17s for the same patient ID Re-attending between 3 & 9 months - Children	2,081	3,523	59.1%	56.2%	58.9%	57.6%
% of FP17s for the same patient ID Re-attending between 3 & 9 months - Adults	6,447	10,458	61.6%	49.9%	52.2%	50.1%
% of FP17s for Band 1 Urgent Courses	881	14,110	6.2%	10.4%	9.2%	9.1%
% of FP17s Relating to Free Repair or Replacements	178	14,110	1.3%	0.9%	1.0%	0.8%
% of FP17s Relating to Continuations	80	14,110	0.6%	1.3%	1.4%	1.2%
% of Patients satisfied with the dentistry they have received	7	8	N/A	92.1%	93.1%	92.8%
% of Patients satisfied with the time they had to wait for an appointment	7	8	N/A	88.1%	89.5%	88.7%

* This is based on patients treated on this contract for their most recent course of treatment. Figures in italics indicate the base number of FP17s or Patient Questionnaire responses are less than 100. N/A is shown where the base number of responses is less than 10 during the period. % is calculated as Quantity/Base number*100

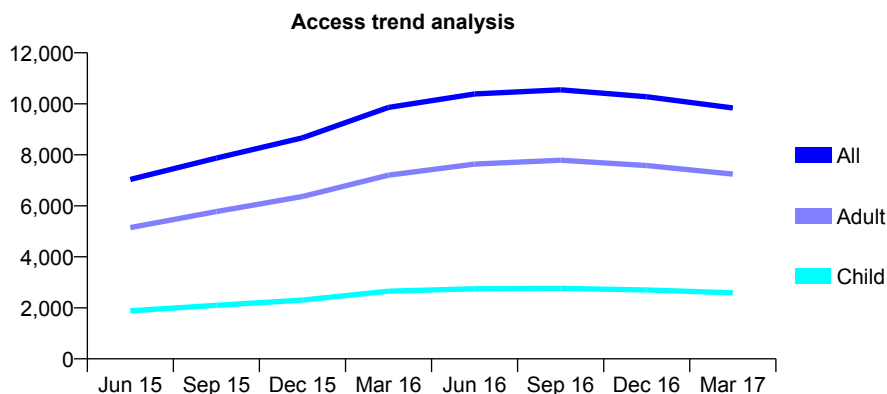
Q46 - Vital Signs At a Glance Contract Report for 168653/0001 - Year end March 2017

Name or company name	SimplyOne Dental
Contract type name	GDS Contract
Purpose of contract	General
Contract start date	03/09/2014
Contract end date	

16/17 Contracted general activity (UDA)	26,986
Carry forward general activity (UDA)	-784
16/17 Contracted orthodontic activity (UOA)	0
Carry forward orthodontic activity (UOA)	0
Baseline contract value	£750,931.97

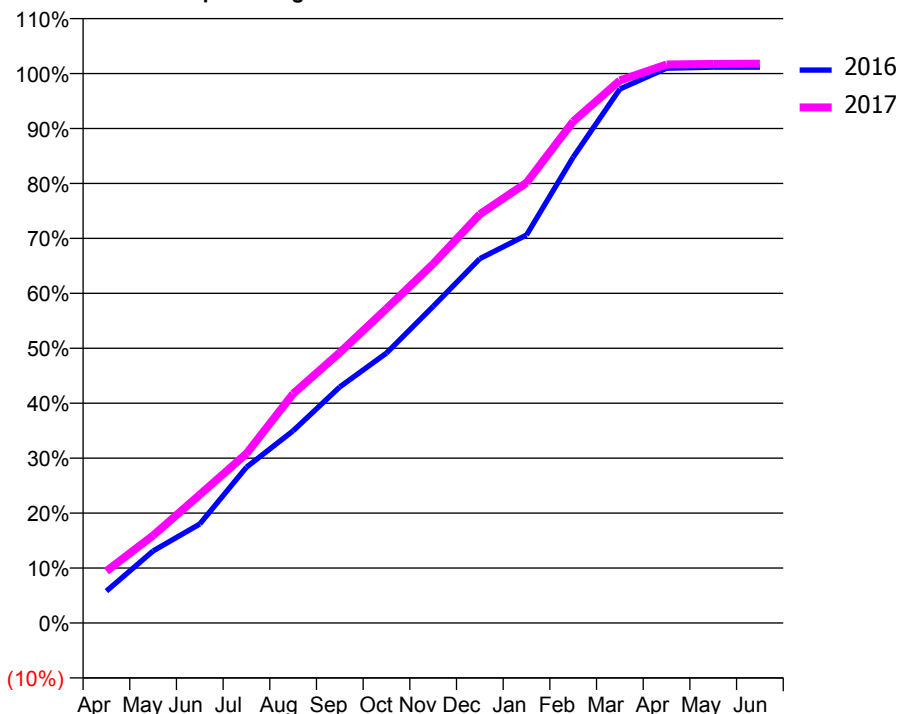
ACCESS*

Patients seen in 24 months	Total	Change since previous quarter
Quarter ending March 2016	9,858	
Quarter ending June 2016	10,386	↑
Quarter ending September 2016	10,549	→
Quarter ending December 2016	10,279	↓
Quarter ending March 2017	9,837	↓
Variance since March 2016	(0.2%)	→



ACTIVITY

Cumulative percentage of contracted UDA delivered 2016 & 2017



Month	Adjusted Scheduled Activity (UDA)	
	2016	2017
April	1,566	2,552
May	3,540	4,301
June	4,864	6,300
July	7,651	8,319
August	9,440	11,261
September	11,596	13,282
October	13,257	15,439
November	15,550	17,641
December	17,894	20,073
January	19,055	21,621
February	22,879	24,632
March	26,225	26,643
April	27,249	27,429
May	27,296	27,453
June	27,299	27,467

QUALITY

	Quantity	Base Number	Contract	AT	Region	England
% of FP17s for the same patient ID Re-attending within 3 months - Children	283	3,345	8.5%	12.9%	13.3%	12.3%
% of FP17s for the same patient ID Re-attending within 3 months - Adults	1,211	8,514	14.2%	17.6%	17.3%	16.7%
% of FP17s for the same patient ID Re-attending between 3 & 9 months - Children	1,511	3,345	45.2%	56.2%	58.9%	57.6%
% of FP17s for the same patient ID Re-attending between 3 & 9 months - Adults	3,317	8,514	39.0%	49.9%	52.2%	50.1%
% of FP17s for Band 1 Urgent Courses	1,424	11,828	12.0%	10.4%	9.2%	9.1%
% of FP17s Relating to Free Repair or Replacements	62	11,828	0.5%	0.9%	1.0%	0.8%
% of FP17s Relating to Continuations	165	11,828	1.4%	1.3%	1.4%	1.2%
% of Patients satisfied with the dentistry they have received	3	4	N/A	92.1%	93.1%	92.8%
% of Patients satisfied with the time they had to wait for an appointment	3	4	N/A	88.1%	89.5%	88.7%

* This is based on patients treated on this contract for their most recent course of treatment. Figures in italics indicate the base number of FP17s or Patient Questionnaire responses are less than 100. N/A is shown where the base number of responses is less than 10 during the period. % is calculated as Quantity/Base number*100

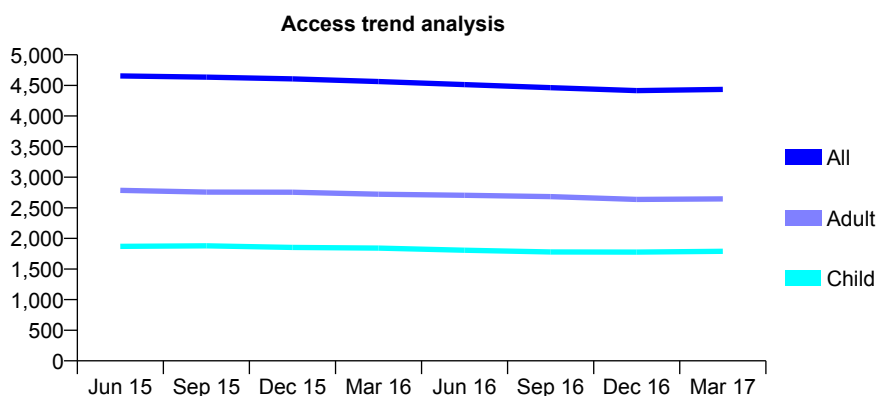
Q46 - Vital Signs At a Glance Contract Report for 168947/0001 - Year end March 2017

Name or company name	Silverwell Dental Surgery
Contract type name	GDS Contract
Purpose of contract	General
Contract start date	01/06/2010
Contract end date	

16/17 Contracted general activity (UDA)	12,600
Carry forward general activity (UDA)	0
16/17 Contracted orthodontic activity (UOA)	0
Carry forward orthodontic activity (UOA)	0
Baseline contract value	£310,813.43

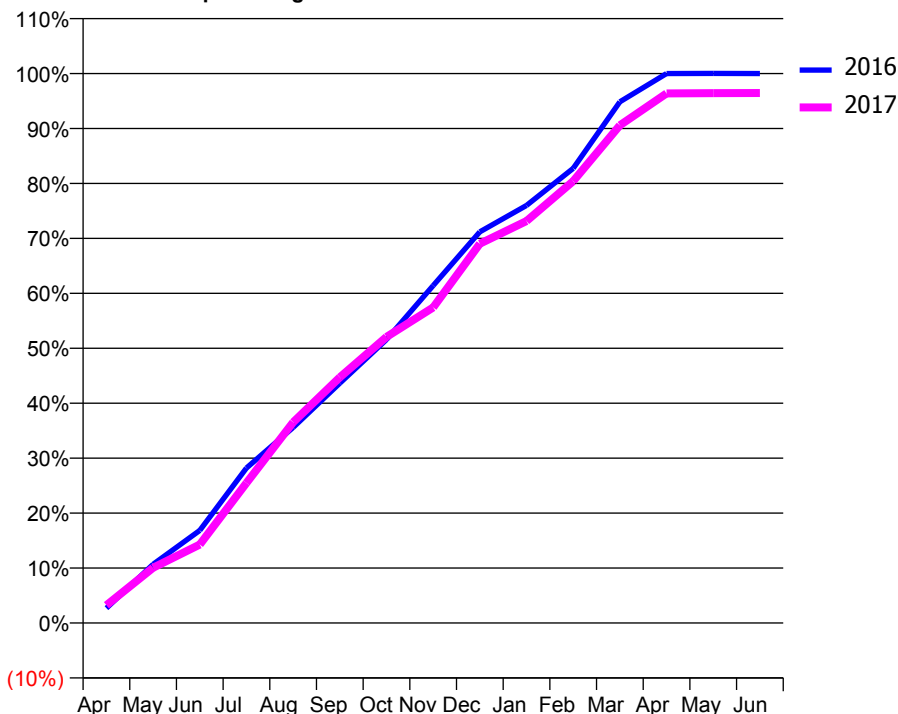
ACCESS*

Patients seen in 24 months	Total	Change since previous quarter
Quarter ending March 2016	4,564	
Quarter ending June 2016	4,512	↓
Quarter ending September 2016	4,462	↓
Quarter ending December 2016	4,415	↓
Quarter ending March 2017	4,435	→
Variance since March 2016	(2.8%)	↓



ACTIVITY

Cumulative percentage of contracted UDA delivered 2016 & 2017



Adjusted Scheduled Activity (UDA)

Month	2016	2017
April	342	408
May	1,348	1,267
June	2,123	1,798
July	3,555	3,211
August	4,483	4,604
September	5,499	5,633
October	6,498	6,562
November	7,736	7,235
December	8,971	8,697
January	9,575	9,218
February	10,426	10,131
March	11,952	11,412
April	12,598	12,144
May	12,601	12,150
June	12,600	12,151

QUALITY

	Quantity	Base Number	Contract	AT	Region	England
% of FP17s for the same patient ID Re-attending within 3 months - Children	245	2,886	8.5%	12.9%	13.3%	12.3%
% of FP17s for the same patient ID Re-attending within 3 months - Adults	544	3,705	14.7%	17.6%	17.3%	16.7%
% of FP17s for the same patient ID Re-attending between 3 & 9 months - Children	1,858	2,886	64.4%	56.2%	58.9%	57.6%
% of FP17s for the same patient ID Re-attending between 3 & 9 months - Adults	2,205	3,705	59.5%	49.9%	52.2%	50.1%
% of FP17s for Band 1 Urgent Courses	391	6,539	6.0%	10.4%	9.2%	9.1%
% of FP17s Relating to Free Repair or Replacements	21	6,539	0.3%	0.9%	1.0%	0.8%
% of FP17s Relating to Continuations	19	6,539	0.3%	1.3%	1.4%	1.2%
% of Patients satisfied with the dentistry they have received	2	2	N/A	92.1%	93.1%	92.8%
% of Patients satisfied with the time they had to wait for an appointment	2	2	N/A	88.1%	89.5%	88.7%

* This is based on patients treated on this contract for their most recent course of treatment. Figures in italics indicate the base number of FP17s or Patient Questionnaire responses are less than 100. N/A is shown where the base number of responses is less than 10 during the period. % is calculated as Quantity/Base number*100

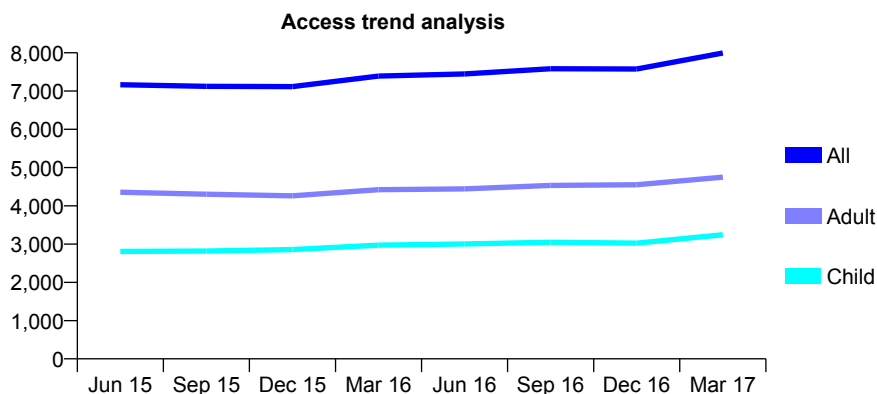
Q46 - Vital Signs At a Glance Contract Report for 173096/0001 - Year end March 2017

Name or company name	Mr A Hussain
Contract type name	GDS Contract
Purpose of contract	General
Contract start date	01/04/2010
Contract end date	

16/17 Contracted general activity (UDA)	22,889
Carry forward general activity (UDA)	832
16/17 Contracted orthodontic activity (UOA)	0
Carry forward orthodontic activity (UOA)	0
Baseline contract value	£651,051.75

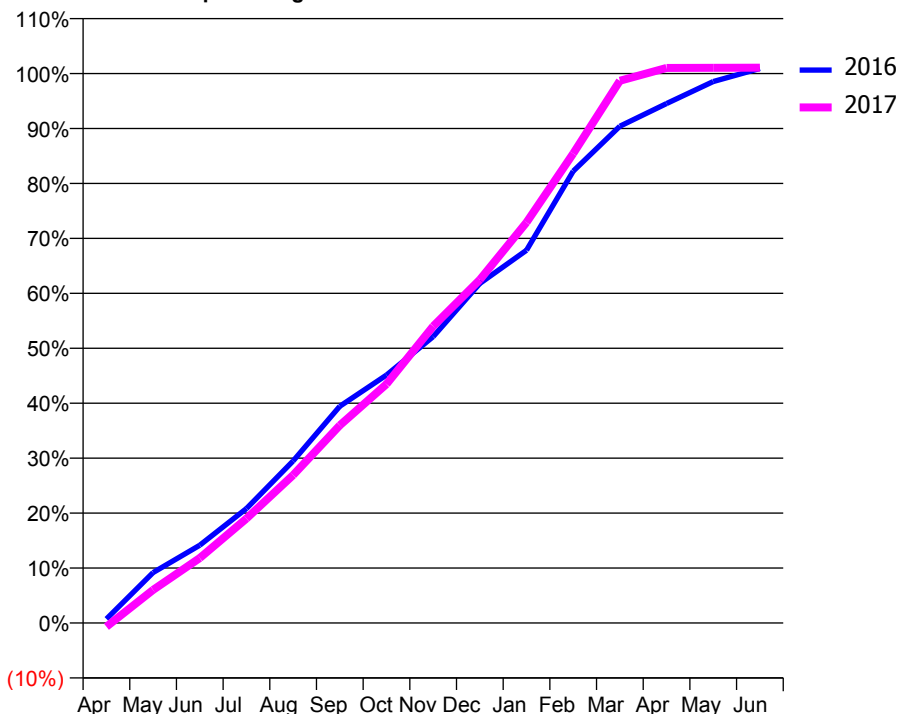
ACCESS*

Patients seen in 24 months	Total	Change since previous quarter
Quarter ending March 2016	7,392	
Quarter ending June 2016	7,446	→
Quarter ending September 2016	7,584	→
Quarter ending December 2016	7,577	→
Quarter ending March 2017	7,996	↑
Variance since March 2016	8.2%	↑



ACTIVITY

Cumulative percentage of contracted UDA delivered 2016 & 2017



Adjusted Scheduled Activity (UDA)

Month	2016	2017
April	150	-160
May	1,892	1,380
June	2,916	2,708
July	4,292	4,353
August	6,077	6,165
September	8,125	8,235
October	9,294	9,952
November	10,732	12,364
December	12,727	14,298
January	13,968	16,686
February	16,936	19,554
March	18,617	22,585
April	19,466	23,120
May	20,289	23,128
June	20,781	23,132

QUALITY

	Quantity	Base Number	Contract	AT	Region	England
% of FP17s for the same patient ID Re-attending within 3 months - Children	378	4,433	8.5%	12.9%	13.3%	12.3%
% of FP17s for the same patient ID Re-attending within 3 months - Adults	1,147	6,323	18.1%	17.6%	17.3%	16.7%
% of FP17s for the same patient ID Re-attending between 3 & 9 months - Children	1,792	4,433	40.4%	56.2%	58.9%	57.6%
% of FP17s for the same patient ID Re-attending between 3 & 9 months - Adults	2,235	6,323	35.3%	49.9%	52.2%	50.1%
% of FP17s for Band 1 Urgent Courses	1,056	10,181	10.4%	10.4%	9.2%	9.1%
% of FP17s Relating to Free Repair or Replacements	35	10,181	0.3%	0.9%	1.0%	0.8%
% of FP17s Relating to Continuations	163	10,181	1.6%	1.3%	1.4%	1.2%
% of Patients satisfied with the dentistry they have received	5	5	N/A	92.1%	93.1%	92.8%
% of Patients satisfied with the time they had to wait for an appointment	4	5	N/A	88.1%	89.5%	88.7%

* This is based on patients treated on this contract for their most recent course of treatment. Figures in italics indicate the base number of FP17s or Patient Questionnaire responses are less than 100. N/A is shown where the base number of responses is less than 10 during the period. % is calculated as Quantity/Base number*100

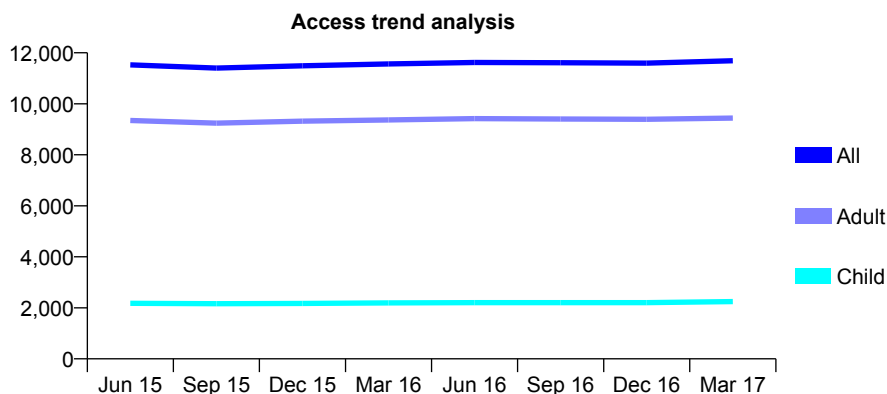
Q46 - Vital Signs At a Glance Contract Report for 173401/0001 - Year end March 2017

Name or company name	Romiley Dental Practice
Contract type name	GDS Contract
Purpose of contract	General
Contract start date	01/04/2006
Contract end date	

16/17 Contracted general activity (UDA)	34,502
Carry forward general activity (UDA)	0
16/17 Contracted orthodontic activity (UOA)	0
Carry forward orthodontic activity (UOA)	0
Baseline contract value	£825,699.64

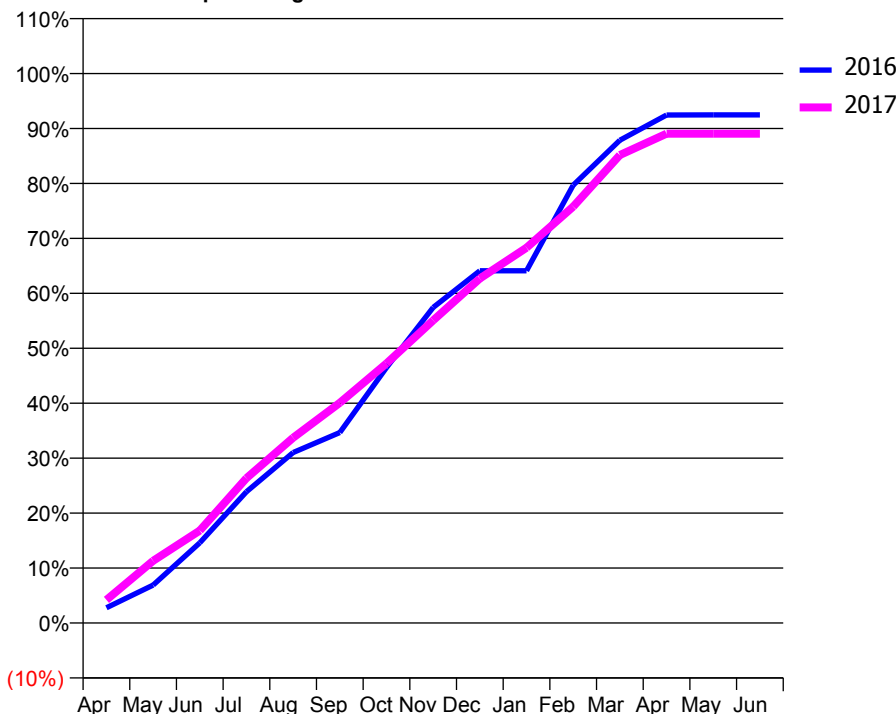
ACCESS*

Patients seen in 24 months	Total	Change since previous quarter
Quarter ending March 2016	11,561	
Quarter ending June 2016	11,623	→
Quarter ending September 2016	11,609	→
Quarter ending December 2016	11,594	→
Quarter ending March 2017	11,689	→
Variance since March 2016	1.1%	→



ACTIVITY

Cumulative percentage of contracted UDA delivered 2016 & 2017



QUALITY

	Quantity	Base Number	Contract	AT	Region	England
% of FP17s for the same patient ID Re-attending within 3 months - Children	195	3,238	6.0%	12.9%	13.3%	12.3%
% of FP17s for the same patient ID Re-attending within 3 months - Adults	1,942	13,475	14.4%	17.6%	17.3%	16.7%
% of FP17s for the same patient ID Re-attending between 3 & 9 months - Children	1,996	3,238	61.6%	56.2%	58.9%	57.6%
% of FP17s for the same patient ID Re-attending between 3 & 9 months - Adults	7,684	13,475	57.0%	49.9%	52.2%	50.1%
% of FP17s for Band 1 Urgent Courses	1,226	15,836	7.7%	10.4%	9.2%	9.1%
% of FP17s Relating to Free Repair or Replacements	165	15,836	1.0%	0.9%	1.0%	0.8%
% of FP17s Relating to Continuations	219	15,836	1.4%	1.3%	1.4%	1.2%
% of Patients satisfied with the dentistry they have received	13	14	92.9%	92.1%	93.1%	92.8%
% of Patients satisfied with the time they had to wait for an appointment	13	14	92.9%	88.1%	89.5%	88.7%

* This is based on patients treated on this contract for their most recent course of treatment. Figures in italics indicate the base number of FP17s or Patient Questionnaire responses are less than 100. N/A is shown where the base number of responses is less than 10 during the period. % is calculated as Quantity/Base number*100

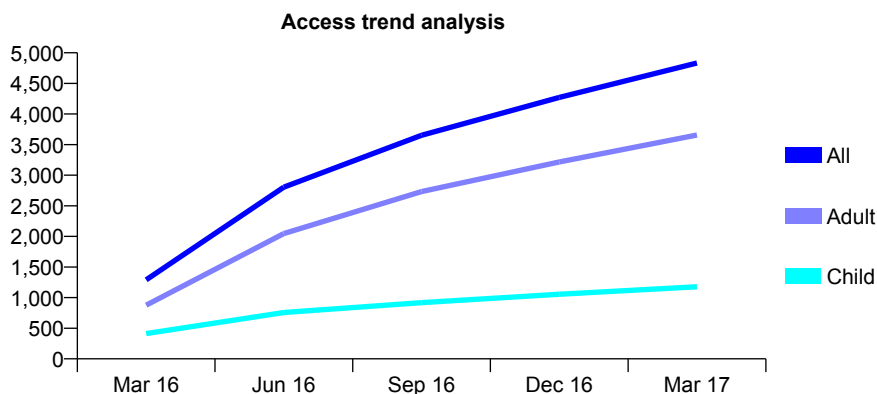
Q46 - Vital Signs At a Glance Contract Report for 173673/0001 - Year end March 2017

Name or company name	Dr Ambareen Tejani-Sharif
Contract type name	GDS Contract
Purpose of contract	General
Contract start date	01/02/2016
Contract end date	

16/17 Contracted general activity (UDA)	18,526
Carry forward general activity (UDA)	464
16/17 Contracted orthodontic activity (UOA)	0
Carry forward orthodontic activity (UOA)	0
Baseline contract value	£524,410.64

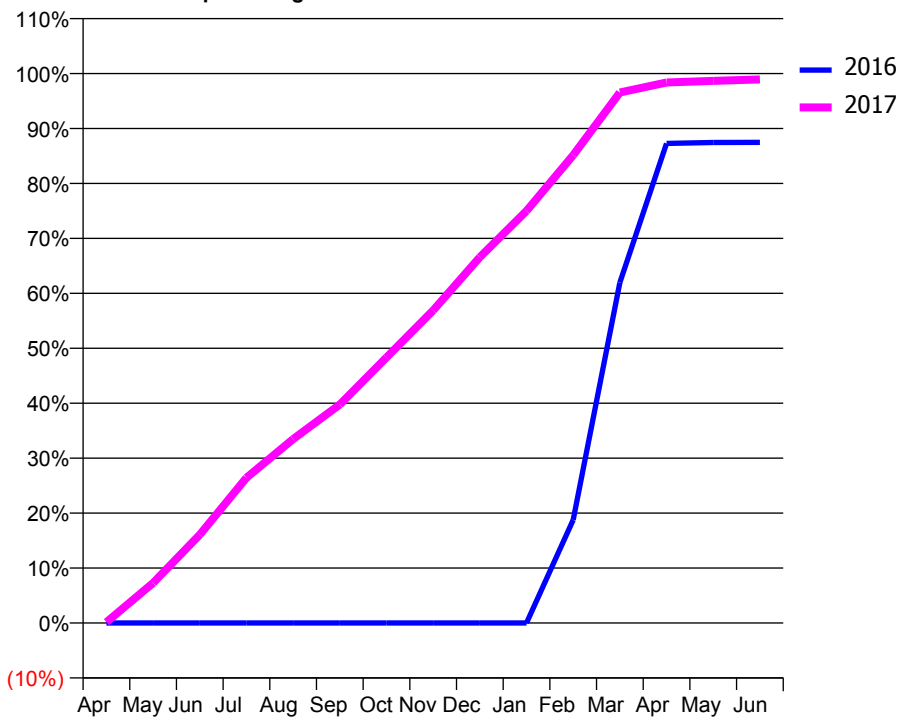
ACCESS*

Patients seen in 24 months	Total	Change since previous quarter
Quarter ending March 2016	1,290	
Quarter ending June 2016	2,805	↑
Quarter ending September 2016	3,652	↑
Quarter ending December 2016	4,271	↑
Quarter ending March 2017	4,833	↑
Variance since March 2016	274.7%	↑



ACTIVITY

Cumulative percentage of contracted UDA delivered 2016 & 2017



Adjusted Scheduled Activity (UDA)

Month	2016	2017
April	0	29
May	0	1,349
June	0	2,980
July	0	4,897
August	0	6,203
September	0	7,365
October	0	8,951
November	0	10,542
December	0	12,333
January	0	13,893
February	570	15,771
March	1,882	17,886
April	2,651	18,224
May	2,656	18,279
June	2,657	18,327

QUALITY

	Quantity	Base Number	Contract	AT	Region	England
% of FP17s for the same patient ID Re-attending within 3 months - Children	404	2,199	18.4%	12.9%	13.3%	12.3%
% of FP17s for the same patient ID Re-attending within 3 months - Adults	909	5,909	15.4%	17.6%	17.3%	16.7%
% of FP17s for the same patient ID Re-attending between 3 & 9 months - Children	713	2,199	32.4%	56.2%	58.9%	57.6%
% of FP17s for the same patient ID Re-attending between 3 & 9 months - Adults	1,836	5,909	31.1%	49.9%	52.2%	50.1%
% of FP17s for Band 1 Urgent Courses	781	7,940	9.8%	10.4%	9.2%	9.1%
% of FP17s Relating to Free Repair or Replacements	89	7,940	1.1%	0.9%	1.0%	0.8%
% of FP17s Relating to Continuations	211	7,940	2.7%	1.3%	1.4%	1.2%
% of Patients satisfied with the dentistry they have received	9	9	N/A	92.1%	93.1%	92.8%
% of Patients satisfied with the time they had to wait for an appointment	9	9	N/A	88.1%	89.5%	88.7%

* This is based on patients treated on this contract for their most recent course of treatment. Figures in italics indicate the base number of FP17s or Patient Questionnaire responses are less than 100. N/A is shown where the base number of responses is less than 10 during the period. % is calculated as Quantity/Base number*100

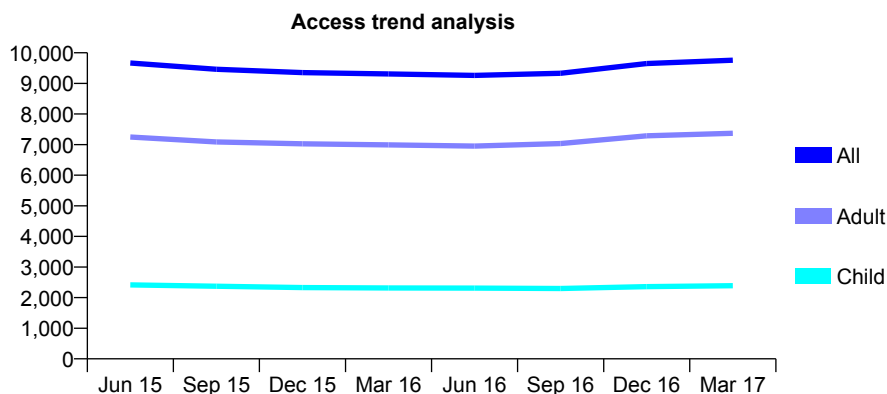
Q46 - Vital Signs At a Glance Contract Report for 173746/0001 - Year end March 2017

Name or company name	Westhoughton (No1) Ltd
Contract type name	GDS Contract
Purpose of contract	General
Contract start date	01/11/2007
Contract end date	

16/17 Contracted general activity (UDA)	29,940
Carry forward general activity (UDA)	1,081
16/17 Contracted orthodontic activity (UOA)	0
Carry forward orthodontic activity (UOA)	0
Baseline contract value	£886,970.55

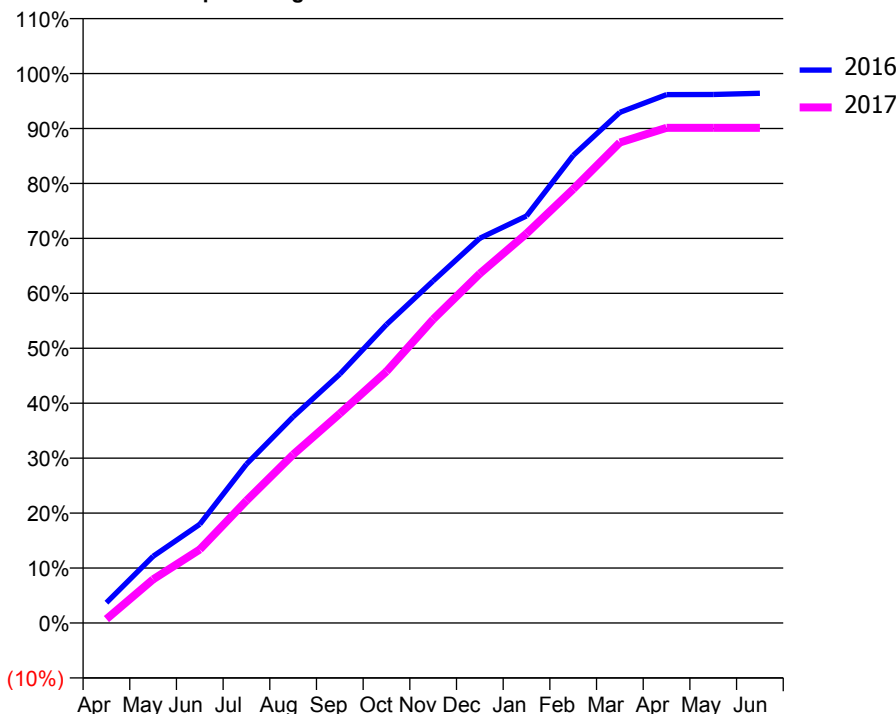
ACCESS*

Patients seen in 24 months	Total	Change since previous quarter
Quarter ending March 2016	9,309	
Quarter ending June 2016	9,261	→
Quarter ending September 2016	9,333	→
Quarter ending December 2016	9,648	↑
Quarter ending March 2017	9,759	→
Variance since March 2016	4.8%	↑



ACTIVITY

Cumulative percentage of contracted UDA delivered 2016 & 2017



Month	Adjusted Scheduled Activity (UDA)	
	2016	2017
April	1,107	211
May	3,635	2,380
June	5,381	4,007
July	8,653	6,665
August	11,238	9,183
September	13,561	11,409
October	16,261	13,705
November	18,639	16,546
December	20,962	19,042
January	22,176	21,220
February	25,475	23,635
March	27,827	26,183
April	28,788	26,980
May	28,797	26,980
June	28,859	26,979

QUALITY

	Quantity	Base Number	Contract	AT	Region	England
% of FP17s for the same patient ID Re-attending within 3 months - Children	275	3,841	7.2%	12.9%	13.3%	12.3%
% of FP17s for the same patient ID Re-attending within 3 months - Adults	1,798	11,343	15.9%	17.6%	17.3%	16.7%
% of FP17s for the same patient ID Re-attending between 3 & 9 months - Children	2,519	3,841	65.6%	56.2%	58.9%	57.6%
% of FP17s for the same patient ID Re-attending between 3 & 9 months - Adults	6,370	11,343	56.2%	49.9%	52.2%	50.1%
% of FP17s for Band 1 Urgent Courses	1,434	14,900	9.6%	10.4%	9.2%	9.1%
% of FP17s Relating to Free Repair or Replacements	136	14,900	0.9%	0.9%	1.0%	0.8%
% of FP17s Relating to Continuations	331	14,900	2.2%	1.3%	1.4%	1.2%
% of Patients satisfied with the dentistry they have received	3	3	N/A	92.1%	93.1%	92.8%
% of Patients satisfied with the time they had to wait for an appointment	3	3	N/A	88.1%	89.5%	88.7%

* This is based on patients treated on this contract for their most recent course of treatment. Figures in italics indicate the base number of FP17s or Patient Questionnaire responses are less than 100. N/A is shown where the base number of responses is less than 10 during the period. % is calculated as Quantity/Base number*100

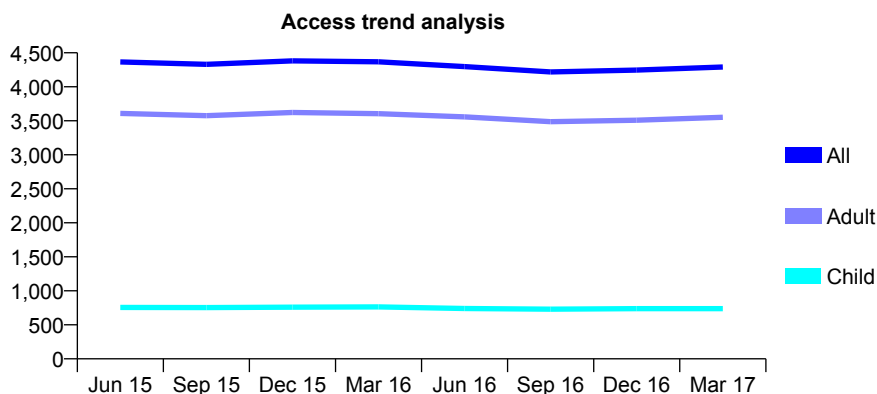
Q46 - Vital Signs At a Glance Contract Report for 177237/0002 - Year end March 2017

Name or company name	Simon Taylor Dental Practice Ltd
Contract type name	GDS Contract
Purpose of contract	General
Contract start date	01/04/2012
Contract end date	

16/17 Contracted general activity (UDA)	13,950
Carry forward general activity (UDA)	1,219
16/17 Contracted orthodontic activity (UOA)	0
Carry forward orthodontic activity (UOA)	0
Baseline contract value	£421,953.17

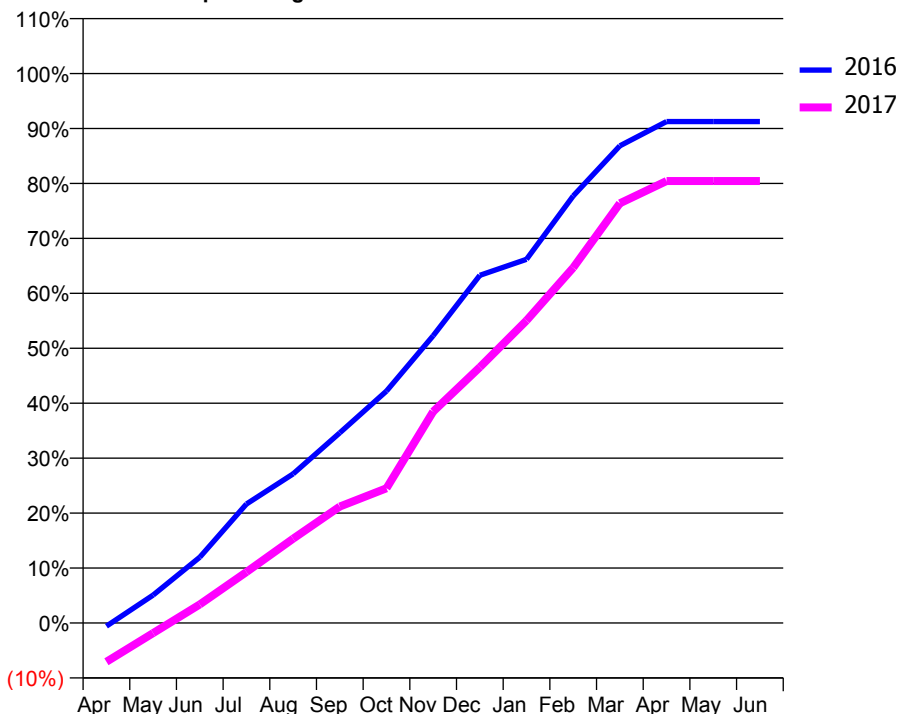
ACCESS*

Patients seen in 24 months	Total	Change since previous quarter
Quarter ending March 2016	4,368	
Quarter ending June 2016	4,298	↓
Quarter ending September 2016	4,218	↓
Quarter ending December 2016	4,247	→
Quarter ending March 2017	4,291	→
Variance since March 2016	(1.8%)	↓



ACTIVITY

Cumulative percentage of contracted UDA delivered 2016 & 2017



Adjusted Scheduled Activity (UDA)

Month	2016	2017
April	-82	-988
May	710	-260
June	1,671	472
July	3,021	1,296
August	3,787	2,140
September	4,828	2,956
October	5,889	3,420
November	7,294	5,366
December	8,827	6,495
January	9,234	7,680
February	10,842	9,021
March	12,112	10,654
April	12,731	11,219
May	12,731	11,220
June	12,731	11,220

QUALITY

	Quantity	Base Number	Contract	AT	Region	England
% of FP17s for the same patient ID Re-attending within 3 months - Children	122	1,115	10.9%	12.9%	13.3%	12.3%
% of FP17s for the same patient ID Re-attending within 3 months - Adults	1,051	4,846	21.7%	17.6%	17.3%	16.7%
% of FP17s for the same patient ID Re-attending between 3 & 9 months - Children	549	1,115	49.2%	56.2%	58.9%	57.6%
% of FP17s for the same patient ID Re-attending between 3 & 9 months - Adults	1,968	4,846	40.6%	49.9%	52.2%	50.1%
% of FP17s for Band 1 Urgent Courses	702	5,231	13.4%	10.4%	9.2%	9.1%
% of FP17s Relating to Free Repair or Replacements	88	5,231	1.7%	0.9%	1.0%	0.8%
% of FP17s Relating to Continuations	162	5,231	3.1%	1.3%	1.4%	1.2%
% of Patients satisfied with the dentistry they have received	3	3	N/A	92.1%	93.1%	92.8%
% of Patients satisfied with the time they had to wait for an appointment	2	3	N/A	88.1%	89.5%	88.7%

* This is based on patients treated on this contract for their most recent course of treatment. Figures in italics indicate the base number of FP17s or Patient Questionnaire responses are less than 100. N/A is shown where the base number of responses is less than 10 during the period. % is calculated as Quantity/Base number*100

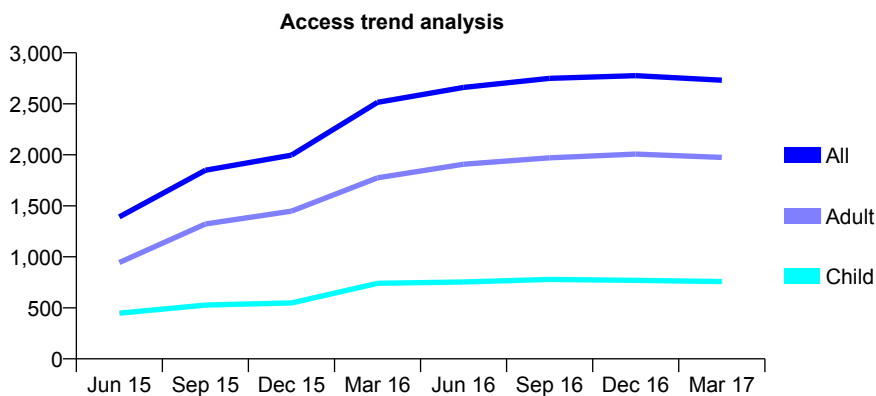
Q46 - Vital Signs At a Glance Contract Report for 178489/0001 - Year end March 2017

Name or company name	Synergy Dental Clinic Swan Lane Ltd
Contract type name	GDS Contract
Purpose of contract	General
Contract start date	01/02/2015
Contract end date	

16/17 Contracted general activity (UDA)	7,437
Carry forward general activity (UDA)	-54
16/17 Contracted orthodontic activity (UOA)	0
Carry forward orthodontic activity (UOA)	0
Baseline contract value	£185,976.54

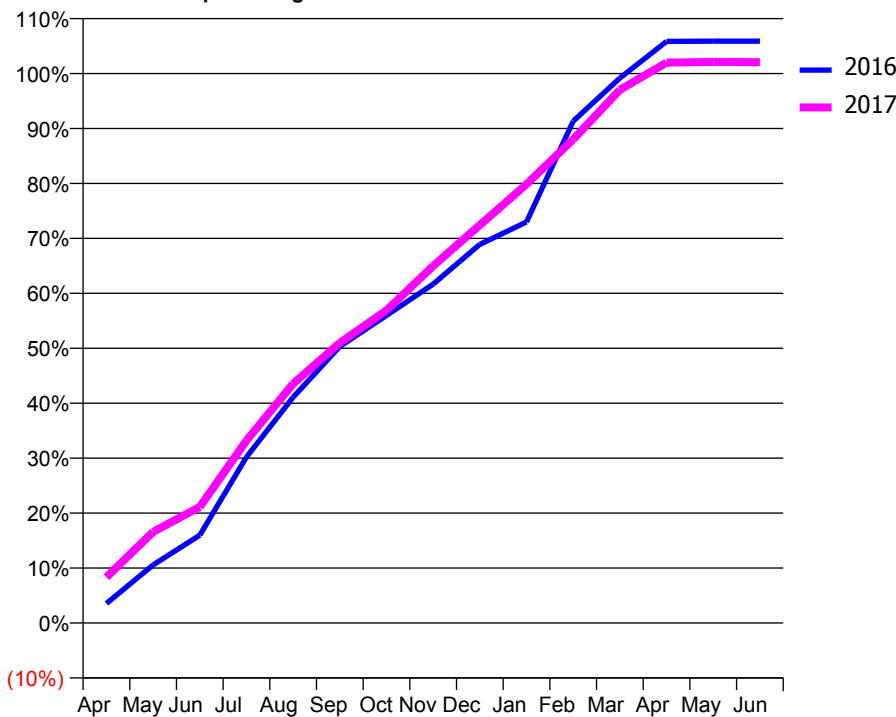
ACCESS*

Patients seen in 24 months	Total	Change since previous quarter
Quarter ending March 2016	2,514	
Quarter ending June 2016	2,661	↑
Quarter ending September 2016	2,750	↑
Quarter ending December 2016	2,776	→
Quarter ending March 2017	2,731	↓
Variance since March 2016	8.6%	↑



ACTIVITY

Cumulative percentage of contracted UDA delivered 2016 & 2017



Month	Adjusted Scheduled Activity (UDA)	
	2016	2017
April	264	620
May	784	1,233
June	1,185	1,571
July	2,240	2,469
August	3,047	3,239
September	3,731	3,793
October	4,151	4,232
November	4,573	4,833
December	5,110	5,385
January	5,412	5,938
February	6,773	6,545
March	7,354	7,216
April	7,849	7,584
May	7,853	7,593
June	7,853	7,590

QUALITY

	Quantity	Base Number	Contract	AT	Region	England
% of FP17s for the same patient ID Re-attending within 3 months - Children	88	963	9.1%	12.9%	13.3%	12.3%
% of FP17s for the same patient ID Re-attending within 3 months - Adults	273	2,284	12.0%	17.6%	17.3%	16.7%
% of FP17s for the same patient ID Re-attending between 3 & 9 months - Children	543	963	56.4%	56.2%	58.9%	57.6%
% of FP17s for the same patient ID Re-attending between 3 & 9 months - Adults	979	2,284	42.9%	49.9%	52.2%	50.1%
% of FP17s for Band 1 Urgent Courses	156	3,261	4.8%	10.4%	9.2%	9.1%
% of FP17s Relating to Free Repair or Replacements	21	3,261	0.6%	0.9%	1.0%	0.8%
% of FP17s Relating to Continuations	27	3,261	0.8%	1.3%	1.4%	1.2%
% of Patients satisfied with the dentistry they have received	3	3	N/A	92.1%	93.1%	92.8%
% of Patients satisfied with the time they had to wait for an appointment	3	3	N/A	88.1%	89.5%	88.7%

* This is based on patients treated on this contract for their most recent course of treatment. Figures in italics indicate the base number of FP17s or Patient Questionnaire responses are less than 100. N/A is shown where the base number of responses is less than 10 during the period. % is calculated as Quantity/Base number*100

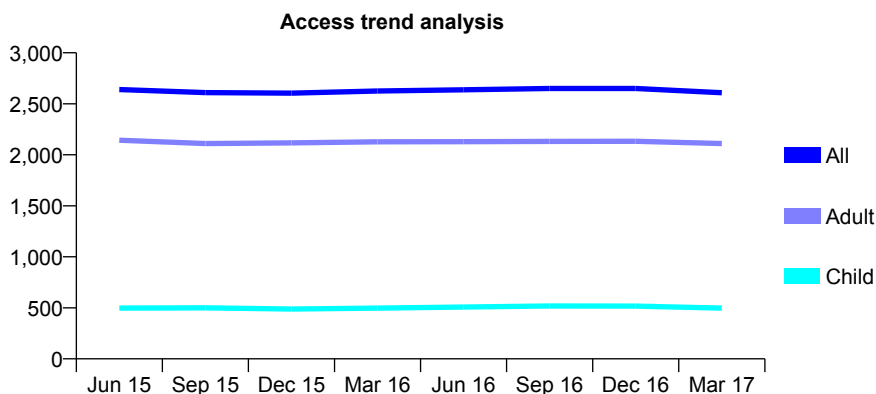
Q46 - Vital Signs At a Glance Contract Report for 179663/0001 - Year end March 2017

Name or company name	757 Blackburn Road Dental Practice
Contract type name	GDS Contract
Purpose of contract	General
Contract start date	01/04/2012
Contract end date	

16/17 Contracted general activity (UDA)	8,505
Carry forward general activity (UDA)	91
16/17 Contracted orthodontic activity (UOA)	0
Carry forward orthodontic activity (UOA)	0
Baseline contract value	£212,642.57

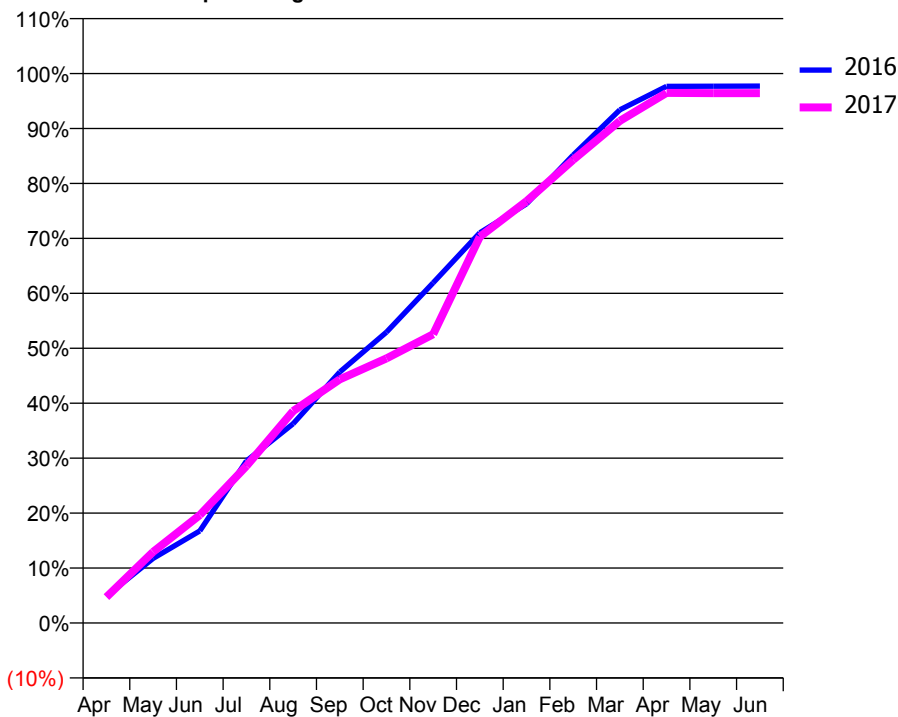
ACCESS*

Patients seen in 24 months	Total	Change since previous quarter
Quarter ending March 2016	2,626	
Quarter ending June 2016	2,637	→
Quarter ending September 2016	2,650	→
Quarter ending December 2016	2,650	→
Quarter ending March 2017	2,608	↓
Variance since March 2016	(0.7%)	→



ACTIVITY

Cumulative percentage of contracted UDA delivered 2016 & 2017



Month	Adjusted Scheduled Activity (UDA)	
	2016	2017
April	428	402
May	1,024	1,101
June	1,459	1,671
July	2,567	2,431
August	3,157	3,281
September	3,977	3,772
October	4,608	4,096
November	5,389	4,470
December	6,183	5,979
January	6,640	6,530
February	7,413	7,168
March	8,130	7,773
April	8,502	8,204
May	8,504	8,201
June	8,505	8,201

QUALITY

	Quantity	Base Number	Contract	AT	Region	England
% of FP17s for the same patient ID Re-attending within 3 months - Children	73	850	8.6%	12.9%	13.3%	12.3%
% of FP17s for the same patient ID Re-attending within 3 months - Adults	525	3,281	16.0%	17.6%	17.3%	16.7%
% of FP17s for the same patient ID Re-attending between 3 & 9 months - Children	566	850	66.6%	56.2%	58.9%	57.6%
% of FP17s for the same patient ID Re-attending between 3 & 9 months - Adults	1,925	3,281	58.7%	49.9%	52.2%	50.1%
% of FP17s for Band 1 Urgent Courses	326	4,092	8.0%	10.4%	9.2%	9.1%
% of FP17s Relating to Free Repair or Replacements	47	4,092	1.1%	0.9%	1.0%	0.8%
% of FP17s Relating to Continuations	36	4,092	0.9%	1.3%	1.4%	1.2%
% of Patients satisfied with the dentistry they have received	4	4	N/A	92.1%	93.1%	92.8%
% of Patients satisfied with the time they had to wait for an appointment	4	4	N/A	88.1%	89.5%	88.7%

* This is based on patients treated on this contract for their most recent course of treatment. Figures in italics indicate the base number of FP17s or Patient Questionnaire responses are less than 100. N/A is shown where the base number of responses is less than 10 during the period. % is calculated as Quantity/Base number*100

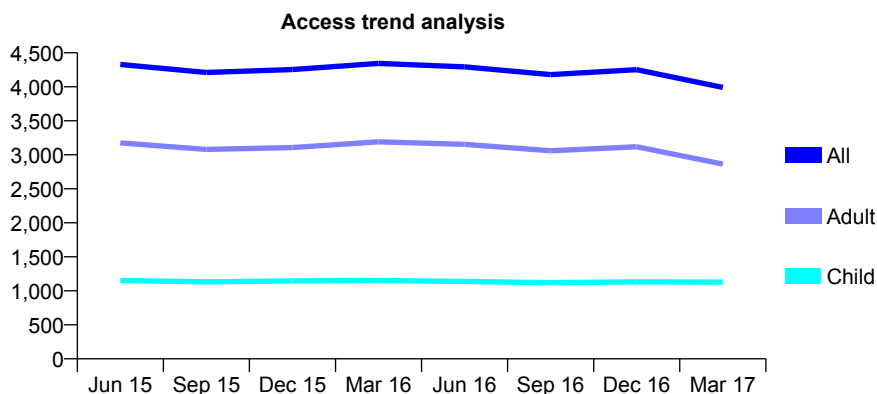
Q46 - Vital Signs At a Glance Contract Report for 179701/0001 - Year end March 2017

Name or company name	Pearldent Dental Practice
Contract type name	GDS Contract
Purpose of contract	General
Contract start date	01/10/2009
Contract end date	

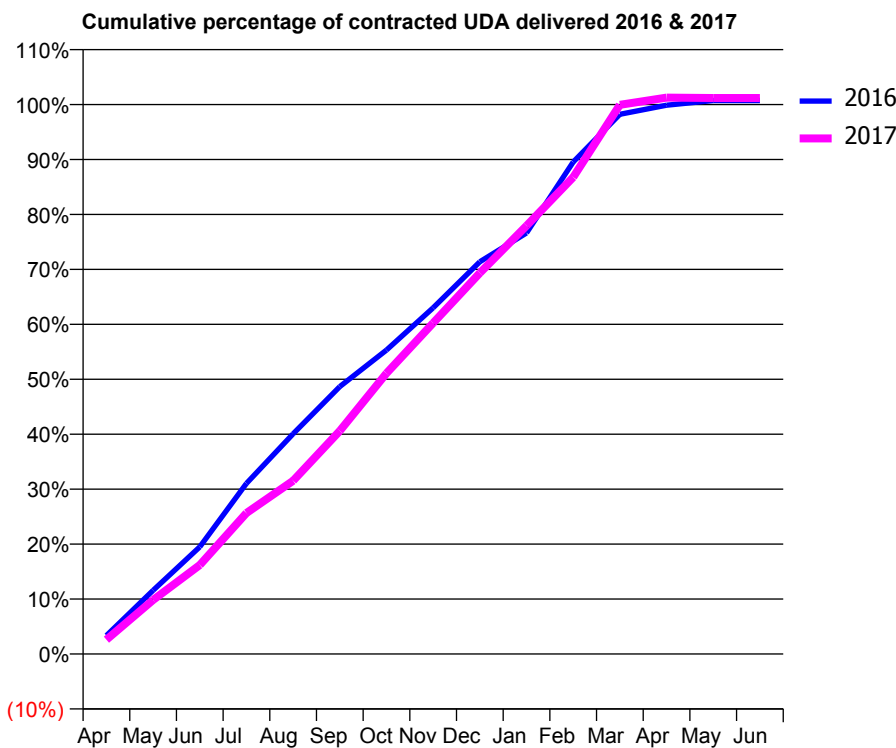
16/17 Contracted general activity (UDA)	9,900
Carry forward general activity (UDA)	-74
16/17 Contracted orthodontic activity (UOA)	0
Carry forward orthodontic activity (UOA)	0
Baseline contract value	£347,355.97

ACCESS*

Patients seen in 24 months	Total	Change since previous quarter
Quarter ending March 2016	4,344	
Quarter ending June 2016	4,293	↓
Quarter ending September 2016	4,180	↓
Quarter ending December 2016	4,252	→
Quarter ending March 2017	3,992	↓
Variance since March 2016	(8.1%)	↓



ACTIVITY



Month	Adjusted Scheduled Activity (UDA)	
	2016	2017
April	343	257
May	1,179	974
June	1,985	1,604
July	3,161	2,540
August	4,079	3,123
September	4,954	4,020
October	5,631	5,058
November	6,415	5,965
December	7,268	6,864
January	7,801	7,715
February	9,116	8,591
March	10,000	9,893
April	10,167	10,025
May	10,254	10,018
June	10,254	10,018

QUALITY

	Quantity	Base Number	Contract	AT	Region	England
% of FP17s for the same patient ID Re-attending within 3 months - Children	154	2,054	7.5%	12.9%	13.3%	12.3%
% of FP17s for the same patient ID Re-attending within 3 months - Adults	548	4,735	11.6%	17.6%	17.3%	16.7%
% of FP17s for the same patient ID Re-attending between 3 & 9 months - Children	1,479	2,054	72.0%	56.2%	58.9%	57.6%
% of FP17s for the same patient ID Re-attending between 3 & 9 months - Adults	3,206	4,735	67.7%	49.9%	52.2%	50.1%
% of FP17s for Band 1 Urgent Courses	309	5,977	5.2%	10.4%	9.2%	9.1%
% of FP17s Relating to Free Repair or Replacements	38	5,977	0.6%	0.9%	1.0%	0.8%
% of FP17s Relating to Continuations	15	5,977	0.3%	1.3%	1.4%	1.2%
% of Patients satisfied with the dentistry they have received	2	3	N/A	92.1%	93.1%	92.8%
% of Patients satisfied with the time they had to wait for an appointment	2	3	N/A	88.1%	89.5%	88.7%

* This is based on patients treated on this contract for their most recent course of treatment. Figures in italics indicate the base number of FP17s or Patient Questionnaire responses are less than 100. N/A is shown where the base number of responses is less than 10 during the period. % is calculated as Quantity/Base number*100

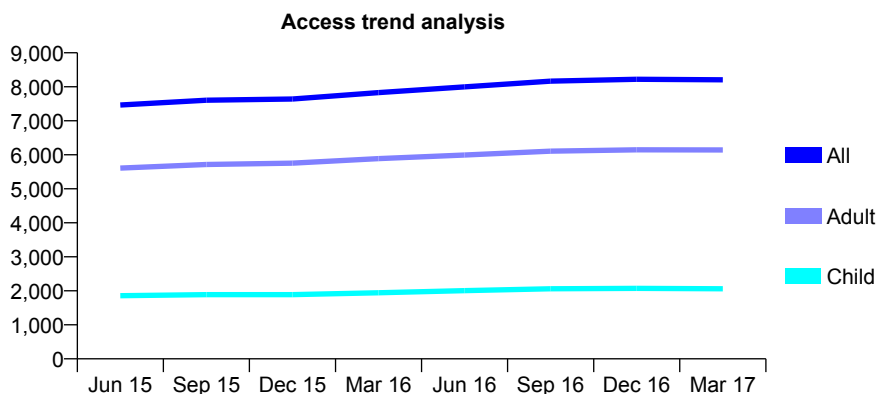
Q46 - Vital Signs At a Glance Contract Report for 179728/0001 - Year end March 2017

Name or company name	Hadfield Dental Care Ltd
Contract type name	GDS Contract
Purpose of contract	General
Contract start date	01/12/2007
Contract end date	

16/17 Contracted general activity (UDA)	24,325
Carry forward general activity (UDA)	432
16/17 Contracted orthodontic activity (UOA)	0
Carry forward orthodontic activity (UOA)	0
Baseline contract value	£801,877.37

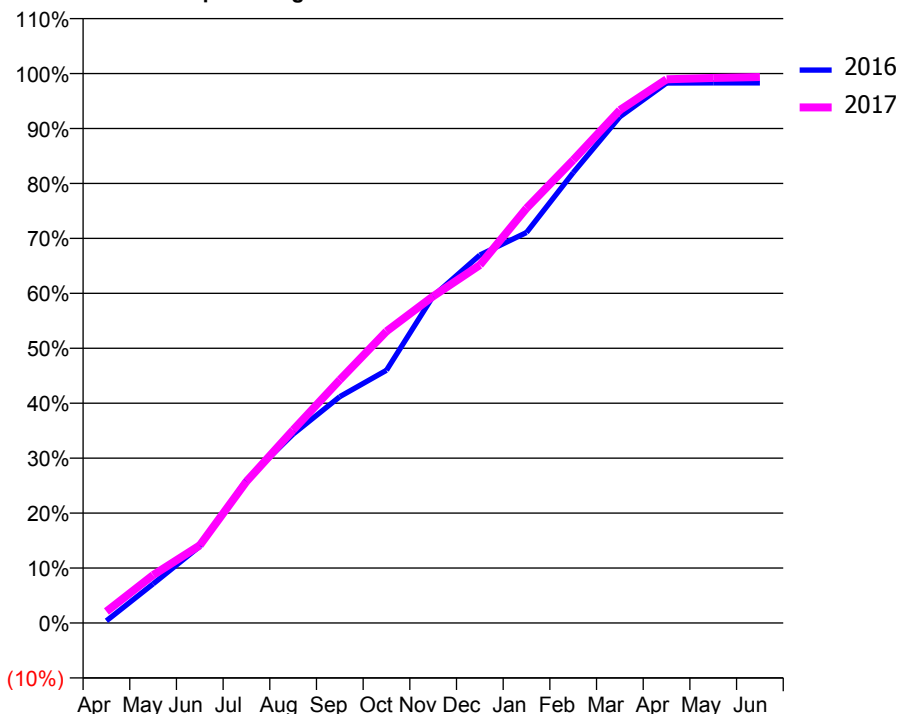
ACCESS*

Patients seen in 24 months	Total	Change since previous quarter
Quarter ending March 2016	7,830	
Quarter ending June 2016	7,998	↑
Quarter ending September 2016	8,166	↑
Quarter ending December 2016	8,220	→
Quarter ending March 2017	8,205	→
Variance since March 2016	4.8%	↑



ACTIVITY

Cumulative percentage of contracted UDA delivered 2016 & 2017



Month	Adjusted Scheduled Activity (UDA)	
	2016	2017
April	98	513
May	1,731	2,125
June	3,395	3,439
July	6,334	6,264
August	8,364	8,544
September	10,018	10,764
October	11,189	12,912
November	14,470	14,463
December	16,291	15,845
January	17,285	18,363
February	19,939	20,494
March	22,413	22,707
April	23,902	24,069
May	23,909	24,130
June	23,909	24,172

QUALITY

	Quantity	Base Number	Contract	AT	Region	England
% of FP17s for the same patient ID Re-attending within 3 months - Children	401	3,748	10.7%	12.9%	13.3%	12.3%
% of FP17s for the same patient ID Re-attending within 3 months - Adults	1,751	10,639	16.5%	17.6%	17.3%	16.7%
% of FP17s for the same patient ID Re-attending between 3 & 9 months - Children	2,599	3,748	69.3%	56.2%	58.9%	57.6%
% of FP17s for the same patient ID Re-attending between 3 & 9 months - Adults	6,742	10,639	63.4%	49.9%	52.2%	50.1%
% of FP17s for Band 1 Urgent Courses	1,521	14,533	10.5%	10.4%	9.2%	9.1%
% of FP17s Relating to Free Repair or Replacements	140	14,533	1.0%	0.9%	1.0%	0.8%
% of FP17s Relating to Continuations	118	14,533	0.8%	1.3%	1.4%	1.2%
% of Patients satisfied with the dentistry they have received	8	8	N/A	92.1%	93.1%	92.8%
% of Patients satisfied with the time they had to wait for an appointment	7	8	N/A	88.1%	89.5%	88.7%

* This is based on patients treated on this contract for their most recent course of treatment. Figures in italics indicate the base number of FP17s or Patient Questionnaire responses are less than 100. N/A is shown where the base number of responses is less than 10 during the period. % is calculated as Quantity/Base number*100

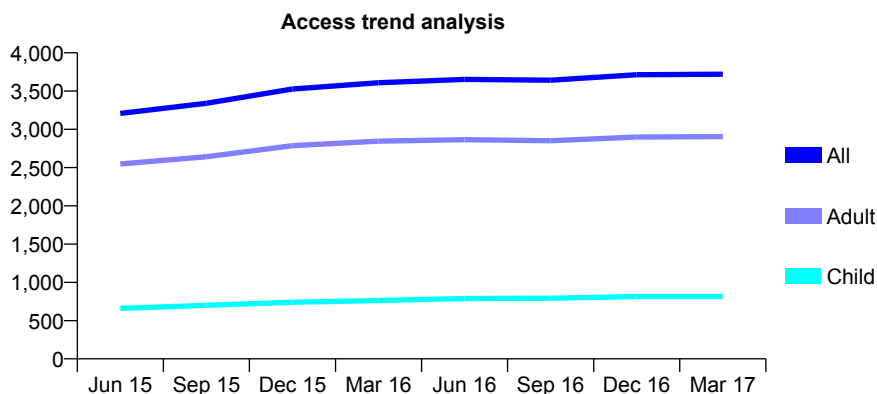
Q46 - Vital Signs At a Glance Contract Report for 180181/0001 - Year end March 2017

Name or company name	New Cross Dental Care
Contract type name	GDS Contract
Purpose of contract	General
Contract start date	01/04/2010
Contract end date	

16/17 Contracted general activity (UDA)	10,669
Carry forward general activity (UDA)	75
16/17 Contracted orthodontic activity (UOA)	0
Carry forward orthodontic activity (UOA)	0
Baseline contract value	£299,793.60

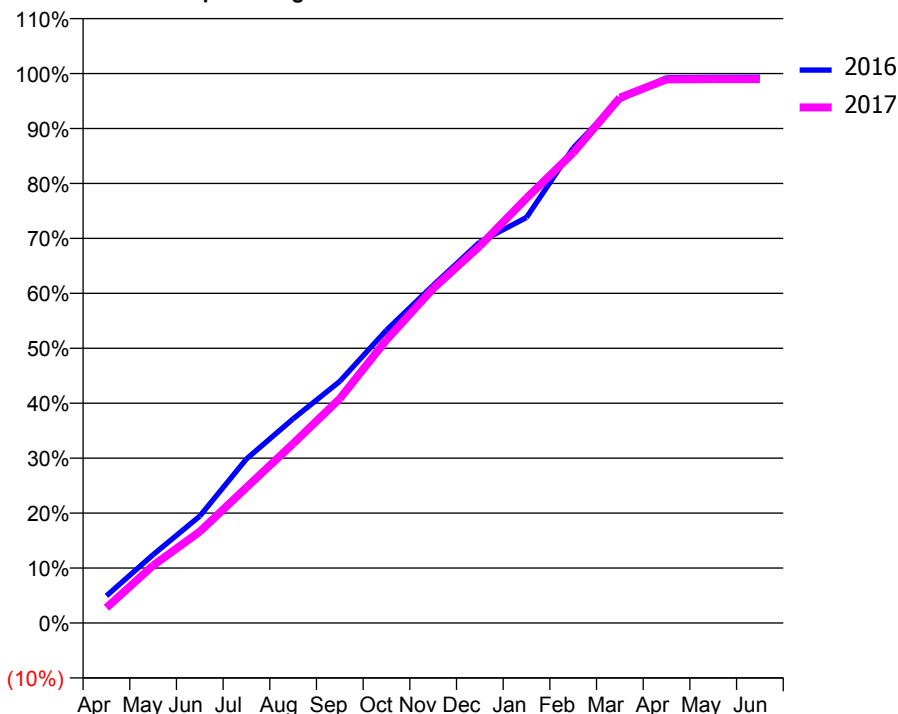
ACCESS*

Patients seen in 24 months	Total	Change since previous quarter
Quarter ending March 2016	3,608	
Quarter ending June 2016	3,653	→
Quarter ending September 2016	3,642	→
Quarter ending December 2016	3,713	→
Quarter ending March 2017	3,720	→
Variance since March 2016	3.1%	↑



ACTIVITY

Cumulative percentage of contracted UDA delivered 2016 & 2017



Month	Adjusted Scheduled Activity (UDA)	
	2016	2017
April	542	295
May	1,361	1,117
June	2,130	1,775
July	3,268	2,631
August	4,070	3,484
September	4,816	4,356
October	5,835	5,498
November	6,730	6,494
December	7,594	7,321
January	8,082	8,251
February	9,466	9,131
March	10,429	10,200
April	10,865	10,555
May	10,872	10,560
June	10,874	10,560

QUALITY

	Quantity	Base Number	Contract	AT	Region	England
% of FP17s for the same patient ID Re-attending within 3 months - Children	65	1,025	6.3%	12.9%	13.3%	12.3%
% of FP17s for the same patient ID Re-attending within 3 months - Adults	286	3,316	8.6%	17.6%	17.3%	16.7%
% of FP17s for the same patient ID Re-attending between 3 & 9 months - Children	528	1,025	51.5%	56.2%	58.9%	57.6%
% of FP17s for the same patient ID Re-attending between 3 & 9 months - Adults	1,524	3,316	46.0%	49.9%	52.2%	50.1%
% of FP17s for Band 1 Urgent Courses	150	4,352	3.4%	10.4%	9.2%	9.1%
% of FP17s Relating to Free Repair or Replacements	48	4,352	1.1%	0.9%	1.0%	0.8%
% of FP17s Relating to Continuations	5	4,352	0.1%	1.3%	1.4%	1.2%
% of Patients satisfied with the dentistry they have received	3	3	N/A	92.1%	93.1%	92.8%
% of Patients satisfied with the time they had to wait for an appointment	3	3	N/A	88.1%	89.5%	88.7%

* This is based on patients treated on this contract for their most recent course of treatment. Figures in italics indicate the base number of FP17s or Patient Questionnaire responses are less than 100. N/A is shown where the base number of responses is less than 10 during the period. % is calculated as Quantity/Base number*100

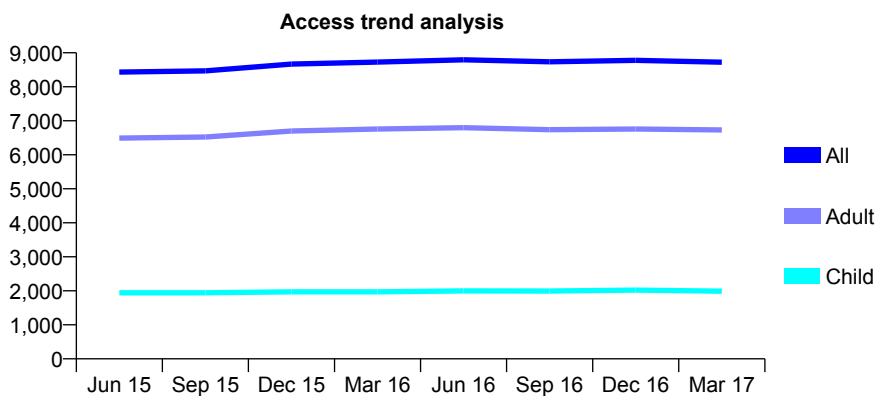
Q46 - Vital Signs At a Glance Contract Report for 180696/0001 - Year end March 2017

Name or company name	Hyde Dental Practice
Contract type name	GDS Contract
Purpose of contract	General
Contract start date	01/04/2008
Contract end date	

16/17 Contracted general activity (UDA)	26,195
Carry forward general activity (UDA)	-644
16/17 Contracted orthodontic activity (UOA)	0
Carry forward orthodontic activity (UOA)	0
Baseline contract value	£852,011.22

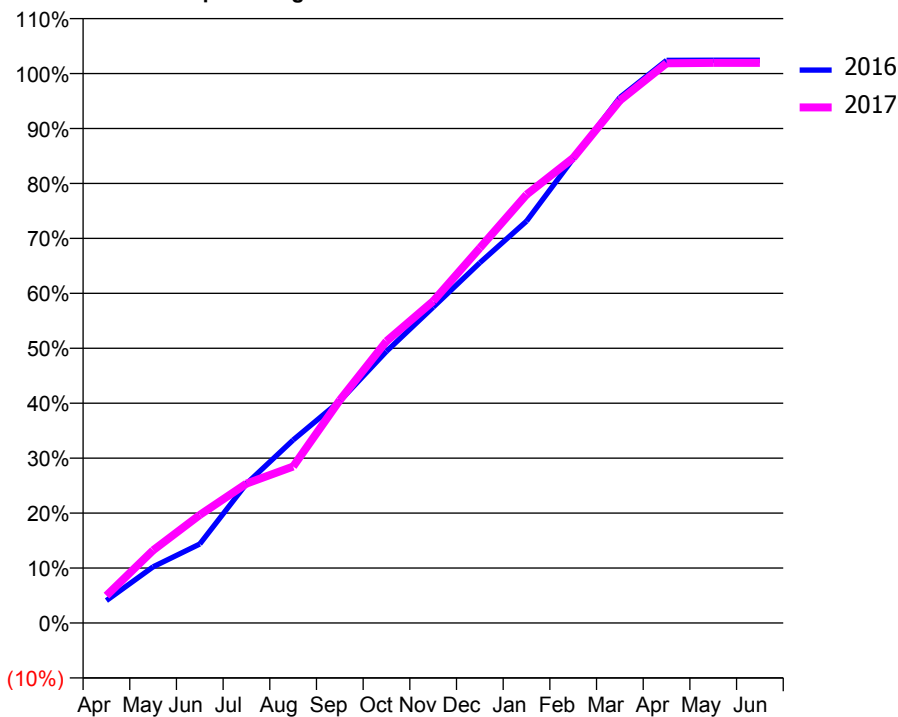
ACCESS*

Patients seen in 24 months	Total	Change since previous quarter
Quarter ending March 2016	8,729	
Quarter ending June 2016	8,795	→
Quarter ending September 2016	8,737	→
Quarter ending December 2016	8,779	→
Quarter ending March 2017	8,724	→
Variance since March 2016	(0.1%)	→



ACTIVITY

Cumulative percentage of contracted UDA delivered 2016 & 2017



Month	Adjusted Scheduled Activity (UDA)	
	2016	2017
April	1,052	1,305
May	2,636	3,469
June	3,703	5,149
July	6,533	6,643
August	8,582	7,462
September	10,413	10,625
October	12,740	13,432
November	14,810	15,344
December	16,893	17,878
January	18,849	20,419
February	21,777	22,167
March	24,650	24,911
April	26,390	26,680
May	26,398	26,699
June	26,398	26,699

QUALITY

	Quantity	Base Number	Contract	AT	Region	England
% of FP17s for the same patient ID Re-attending within 3 months - Children	255	2,893	8.8%	12.9%	13.3%	12.3%
% of FP17s for the same patient ID Re-attending within 3 months - Adults	1,837	10,999	16.7%	17.6%	17.3%	16.7%
% of FP17s for the same patient ID Re-attending between 3 & 9 months - Children	1,570	2,893	54.3%	56.2%	58.9%	57.6%
% of FP17s for the same patient ID Re-attending between 3 & 9 months - Adults	6,430	10,999	58.5%	49.9%	52.2%	50.1%
% of FP17s for Band 1 Urgent Courses	1,817	13,933	13.0%	10.4%	9.2%	9.1%
% of FP17s Relating to Free Repair or Replacements	149	13,933	1.1%	0.9%	1.0%	0.8%
% of FP17s Relating to Continuations	122	13,933	0.9%	1.3%	1.4%	1.2%
% of Patients satisfied with the dentistry they have received	14	15	93.3%	92.1%	93.1%	92.8%
% of Patients satisfied with the time they had to wait for an appointment	14	15	93.3%	88.1%	89.5%	88.7%

* This is based on patients treated on this contract for their most recent course of treatment. Figures in italics indicate the base number of FP17s or Patient Questionnaire responses are less than 100. N/A is shown where the base number of responses is less than 10 during the period. % is calculated as Quantity/Base number*100

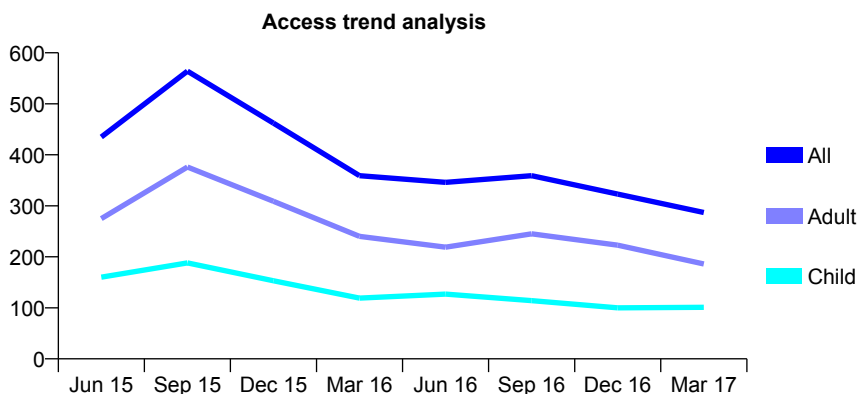
Q46 - Vital Signs At a Glance Contract Report for 180696/0002 - Year end March 2017

Name or company name	Hyde Dental Practice
Contract type name	GDS Contract
Purpose of contract	General
Contract start date	01/10/2008
Contract end date	

16/17 Contracted general activity (UDA)	1,500
Carry forward general activity (UDA)	-16
16/17 Contracted orthodontic activity (UOA)	0
Carry forward orthodontic activity (UOA)	0
Baseline contract value	£49,524.15

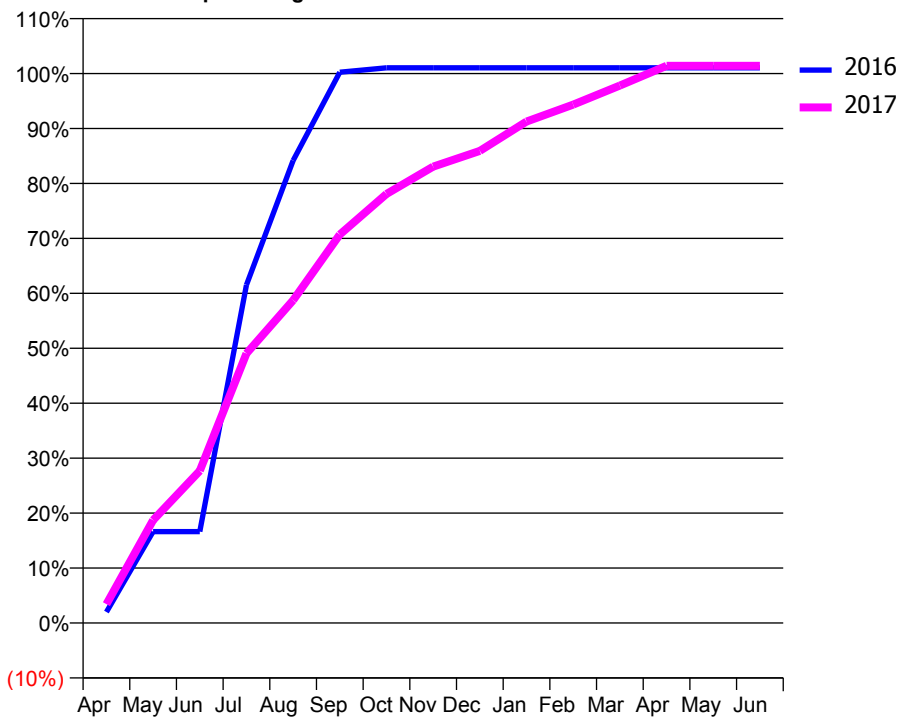
ACCESS*

Patients seen in 24 months	Total	Change since previous quarter
Quarter ending March 2016	359	
Quarter ending June 2016	346	↓
Quarter ending September 2016	359	↑
Quarter ending December 2016	323	↓
Quarter ending March 2017	287	↓
Variance since March 2016	(20.1%)	↓



ACTIVITY

Cumulative percentage of contracted UDA delivered 2016 & 2017



Month	Adjusted Scheduled Activity (UDA)	
	2016	2017
April	30	51
May	250	281
June	250	416
July	923	736
August	1,263	881
September	1,504	1,061
October	1,516	1,171
November	1,516	1,246
December	1,516	1,289
January	1,516	1,369
February	1,516	1,415
March	1,516	1,467
April	1,516	1,521
May	1,516	1,521
June	1,516	1,521

QUALITY

	Quantity	Base Number	Contract	AT	Region	England
% of FP17s for the same patient ID Re-attending within 3 months - Children	1	125	0.8%	12.9%	13.3%	12.3%
% of FP17s for the same patient ID Re-attending within 3 months - Adults	14	231	6.1%	17.6%	17.3%	16.7%
% of FP17s for the same patient ID Re-attending between 3 & 9 months - Children	0	125	0.0%	56.2%	58.9%	57.6%
% of FP17s for the same patient ID Re-attending between 3 & 9 months - Adults	3	231	1.3%	49.9%	52.2%	50.1%
% of FP17s for Band 1 Urgent Courses	40	369	10.8%	10.4%	9.2%	9.1%
% of FP17s Relating to Free Repair or Replacements	4	369	1.1%	0.9%	1.0%	0.8%
% of FP17s Relating to Continuations	0	369	0.0%	1.3%	1.4%	1.2%
% of Patients satisfied with the dentistry they have received	0	0	N/A	92.1%	93.1%	92.8%
% of Patients satisfied with the time they had to wait for an appointment	0	0	N/A	88.1%	89.5%	88.7%

* This is based on patients treated on this contract for their most recent course of treatment. Figures in italics indicate the base number of FP17s or Patient Questionnaire responses are less than 100. N/A is shown where the base number of responses is less than 10 during the period. % is calculated as Quantity/Base number*100

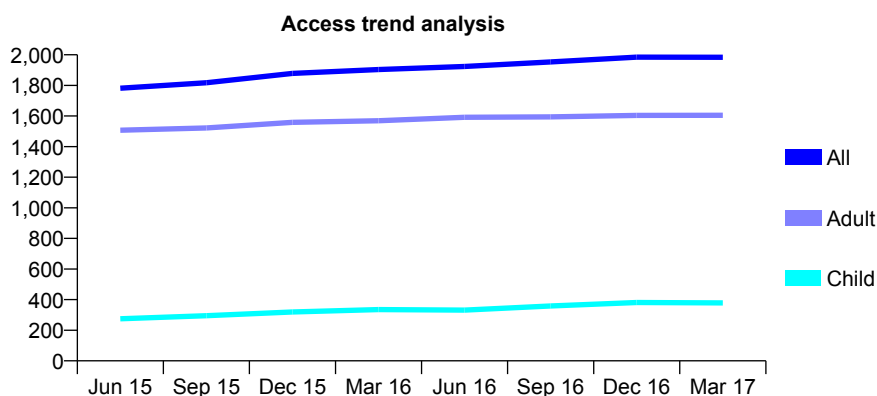
Q46 - Vital Signs At a Glance Contract Report for 181560/0001 - Year end March 2017

Name or company name	Mr N Patel
Contract type name	GDS Contract
Purpose of contract	General
Contract start date	01/04/2012
Contract end date	

16/17 Contracted general activity (UDA)	7,129
Carry forward general activity (UDA)	-111
16/17 Contracted orthodontic activity (UOA)	0
Carry forward orthodontic activity (UOA)	0
Baseline contract value	£226,940.12

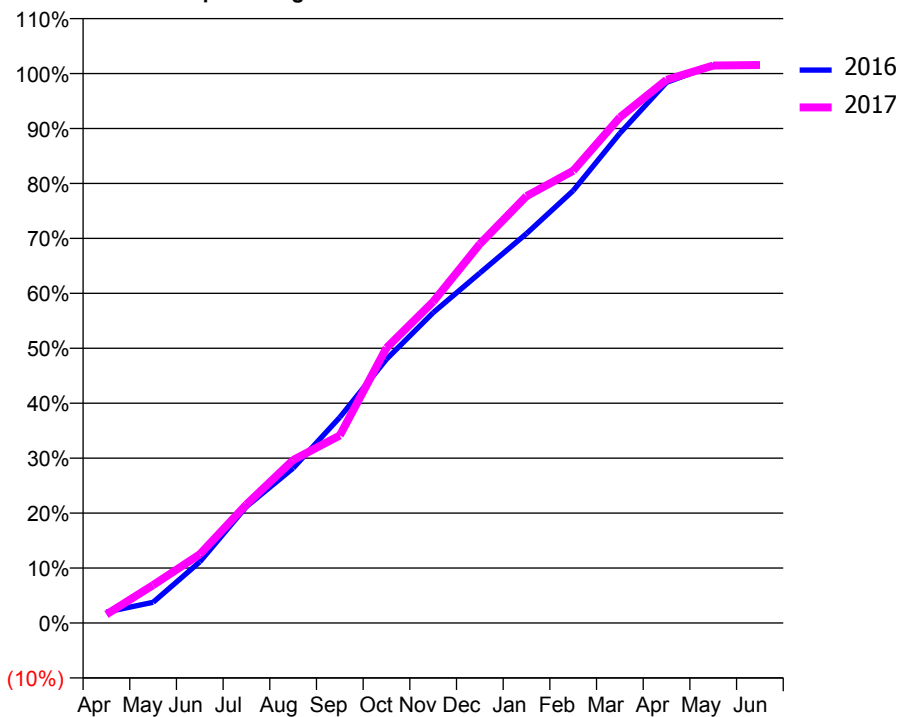
ACCESS*

Patients seen in 24 months	Total	Change since previous quarter
Quarter ending March 2016	1,904	
Quarter ending June 2016	1,924	→
Quarter ending September 2016	1,953	→
Quarter ending December 2016	1,985	→
Quarter ending March 2017	1,984	→
Variance since March 2016	4.2%	↑



ACTIVITY

Cumulative percentage of contracted UDA delivered 2016 & 2017



Month	Adjusted Scheduled Activity (UDA)	
	2016	2017
April	142	111
May	269	492
June	794	891
July	1,511	1,538
August	2,009	2,115
September	2,668	2,433
October	3,424	3,570
November	4,026	4,168
December	4,540	4,917
January	5,052	5,538
February	5,609	5,868
March	6,353	6,561
April	7,014	7,047
May	7,238	7,233
June	7,240	7,240

QUALITY

	Quantity	Base Number	Contract	AT	Region	England
% of FP17s for the same patient ID Re-attending within 3 months - Children	42	567	7.4%	12.9%	13.3%	12.3%
% of FP17s for the same patient ID Re-attending within 3 months - Adults	273	2,374	11.5%	17.6%	17.3%	16.7%
% of FP17s for the same patient ID Re-attending between 3 & 9 months - Children	318	567	56.1%	56.2%	58.9%	57.6%
% of FP17s for the same patient ID Re-attending between 3 & 9 months - Adults	1,381	2,374	58.2%	49.9%	52.2%	50.1%
% of FP17s for Band 1 Urgent Courses	135	2,906	4.6%	10.4%	9.2%	9.1%
% of FP17s Relating to Free Repair or Replacements	29	2,906	1.0%	0.9%	1.0%	0.8%
% of FP17s Relating to Continuations	27	2,906	0.9%	1.3%	1.4%	1.2%
% of Patients satisfied with the dentistry they have received	2	4	N/A	92.1%	93.1%	92.8%
% of Patients satisfied with the time they had to wait for an appointment	4	4	N/A	88.1%	89.5%	88.7%

* This is based on patients treated on this contract for their most recent course of treatment. Figures in italics indicate the base number of FP17s or Patient Questionnaire responses are less than 100. N/A is shown where the base number of responses is less than 10 during the period. % is calculated as Quantity/Base number*100

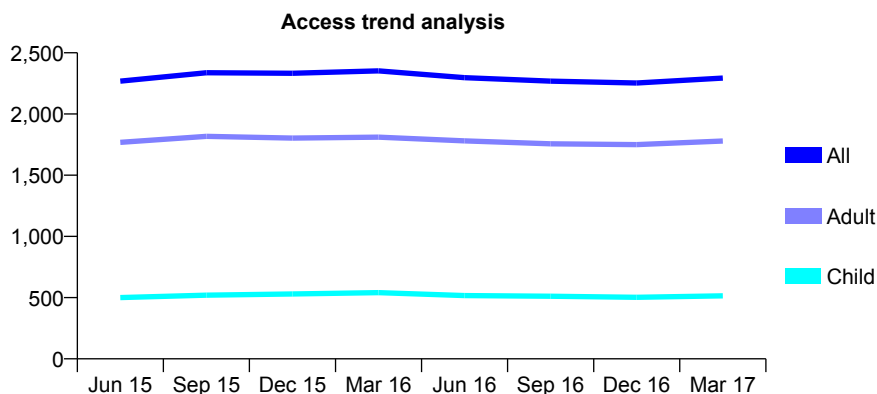
Q46 - Vital Signs At a Glance Contract Report for 182737/0001 - Year end March 2017

Name or company name	Mrs JL Lapidus
Contract type name	GDS Contract
Purpose of contract	General
Contract start date	22/08/2013
Contract end date	

16/17 Contracted general activity (UDA)	5,564
Carry forward general activity (UDA)	-62
16/17 Contracted orthodontic activity (UOA)	0
Carry forward orthodontic activity (UOA)	0
Baseline contract value	£149,173.24

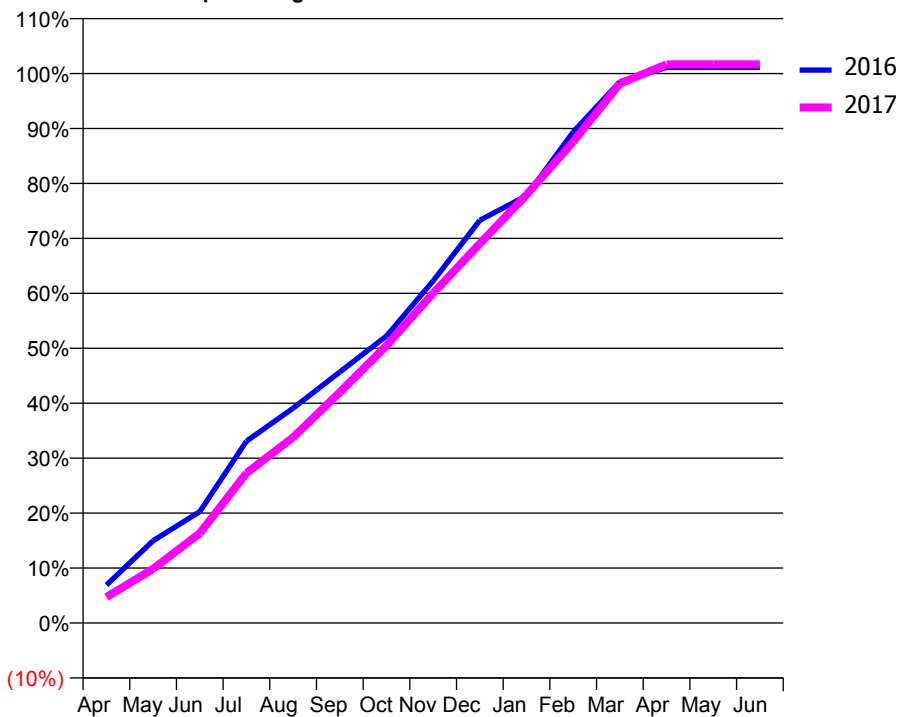
ACCESS*

Patients seen in 24 months	Total	Change since previous quarter
Quarter ending March 2016	2,352	
Quarter ending June 2016	2,297	↓
Quarter ending September 2016	2,268	↓
Quarter ending December 2016	2,253	→
Quarter ending March 2017	2,294	→
Variance since March 2016	(2.5%)	↓



ACTIVITY

Cumulative percentage of contracted UDA delivered 2016 & 2017



Adjusted Scheduled Activity (UDA)

Month	2016	2017
April	384	262
May	833	549
June	1,128	910
July	1,842	1,519
August	2,176	1,880
September	2,541	2,337
October	2,907	2,809
November	3,464	3,339
December	4,078	3,842
January	4,327	4,336
February	4,972	4,874
March	5,480	5,462
April	5,625	5,657
May	5,626	5,657
June	5,626	5,657

QUALITY

	Quantity	Base Number	Contract	AT	Region	England
% of FP17s for the same patient ID Re-attending within 3 months - Children	45	656	6.9%	12.9%	13.3%	12.3%
% of FP17s for the same patient ID Re-attending within 3 months - Adults	190	2,290	8.3%	17.6%	17.3%	16.7%
% of FP17s for the same patient ID Re-attending between 3 & 9 months - Children	313	656	47.7%	56.2%	58.9%	57.6%
% of FP17s for the same patient ID Re-attending between 3 & 9 months - Adults	1,302	2,290	56.9%	49.9%	52.2%	50.1%
% of FP17s for Band 1 Urgent Courses	75	2,961	2.5%	10.4%	9.2%	9.1%
% of FP17s Relating to Free Repair or Replacements	20	2,961	0.7%	0.9%	1.0%	0.8%
% of FP17s Relating to Continuations	39	2,961	1.3%	1.3%	1.4%	1.2%
% of Patients satisfied with the dentistry they have received	2	2	N/A	92.1%	93.1%	92.8%
% of Patients satisfied with the time they had to wait for an appointment	2	2	N/A	88.1%	89.5%	88.7%

* This is based on patients treated on this contract for their most recent course of treatment. Figures in italics indicate the base number of FP17s or Patient Questionnaire responses are less than 100. N/A is shown where the base number of responses is less than 10 during the period. % is calculated as Quantity/Base number*100

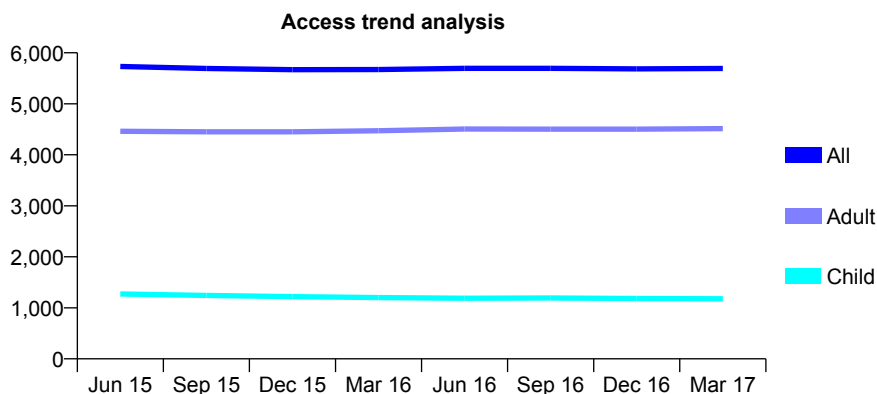
Q46 - Vital Signs At a Glance Contract Report for 183148/0001 - Year end March 2017

Name or company name	Wood and Associate Dental Care LTD
Contract type name	GDS Contract
Purpose of contract	General
Contract start date	01/08/2007
Contract end date	

16/17 Contracted general activity (UDA)	15,240
Carry forward general activity (UDA)	-169
16/17 Contracted orthodontic activity (UOA)	0
Carry forward orthodontic activity (UOA)	0
Baseline contract value	£503,166.87

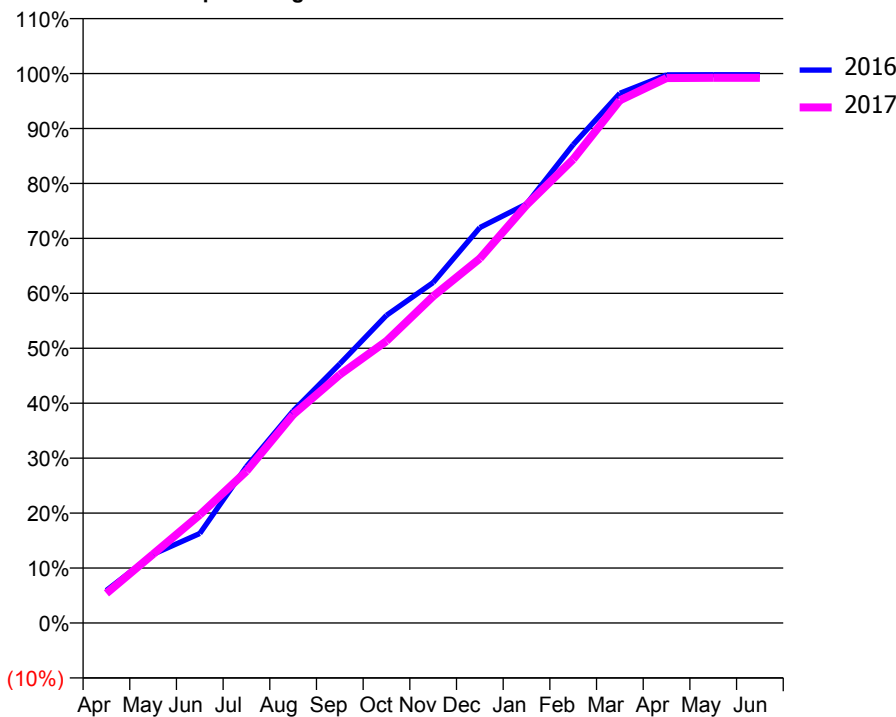
ACCESS*

Patients seen in 24 months	Total	Change since previous quarter
Quarter ending March 2016	5,673	
Quarter ending June 2016	5,695	→
Quarter ending September 2016	5,696	→
Quarter ending December 2016	5,685	→
Quarter ending March 2017	5,692	→
Variance since March 2016	0.3%	→



ACTIVITY

Cumulative percentage of contracted UDA delivered 2016 & 2017



Month	Adjusted Scheduled Activity (UDA)	
	2016	2017
April	904	823
May	1,907	1,910
June	2,485	3,002
July	4,340	4,210
August	5,884	5,780
September	7,188	6,890
October	8,534	7,819
November	9,442	9,064
December	10,969	10,110
January	11,624	11,592
February	13,266	12,861
March	14,690	14,497
April	15,203	15,114
May	15,204	15,122
June	15,207	15,122

QUALITY

	Quantity	Base Number	Contract	AT	Region	England
% of FP17s for the same patient ID Re-attending within 3 months - Children	128	1,917	6.7%	12.9%	13.3%	12.3%
% of FP17s for the same patient ID Re-attending within 3 months - Adults	763	6,574	11.6%	17.6%	17.3%	16.7%
% of FP17s for the same patient ID Re-attending between 3 & 9 months - Children	1,264	1,917	65.9%	56.2%	58.9%	57.6%
% of FP17s for the same patient ID Re-attending between 3 & 9 months - Adults	3,533	6,574	53.7%	49.9%	52.2%	50.1%
% of FP17s for Band 1 Urgent Courses	769	8,531	9.0%	10.4%	9.2%	9.1%
% of FP17s Relating to Free Repair or Replacements	85	8,531	1.0%	0.9%	1.0%	0.8%
% of FP17s Relating to Continuations	80	8,531	0.9%	1.3%	1.4%	1.2%
% of Patients satisfied with the dentistry they have received	6	7	N/A	92.1%	93.1%	92.8%
% of Patients satisfied with the time they had to wait for an appointment	6	7	N/A	88.1%	89.5%	88.7%

* This is based on patients treated on this contract for their most recent course of treatment. Figures in italics indicate the base number of FP17s or Patient Questionnaire responses are less than 100. N/A is shown where the base number of responses is less than 10 during the period. % is calculated as Quantity/Base number*100

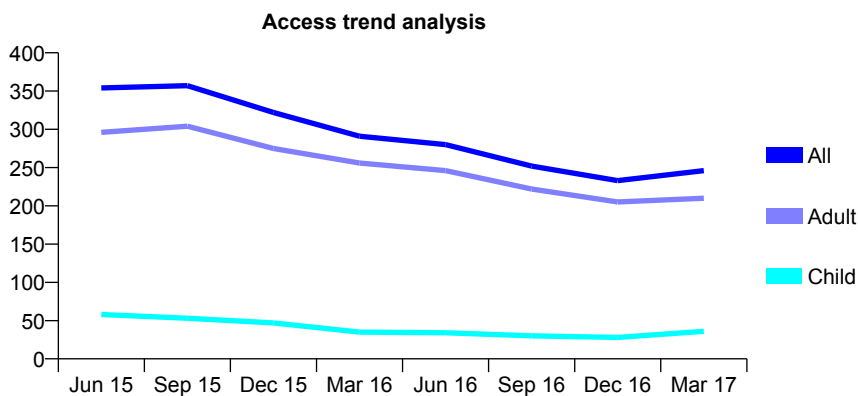
Q46 - Vital Signs At a Glance Contract Report for 183148/0002 - Year end March 2017

Name or company name	Wood and Associate Dental Care LTD
Contract type name	GDS Contract
Purpose of contract	General
Contract start date	01/04/2012
Contract end date	

16/17 Contracted general activity (UDA)	1,000
Carry forward general activity (UDA)	0
16/17 Contracted orthodontic activity (UOA)	0
Carry forward orthodontic activity (UOA)	0
Baseline contract value	£33,016.09

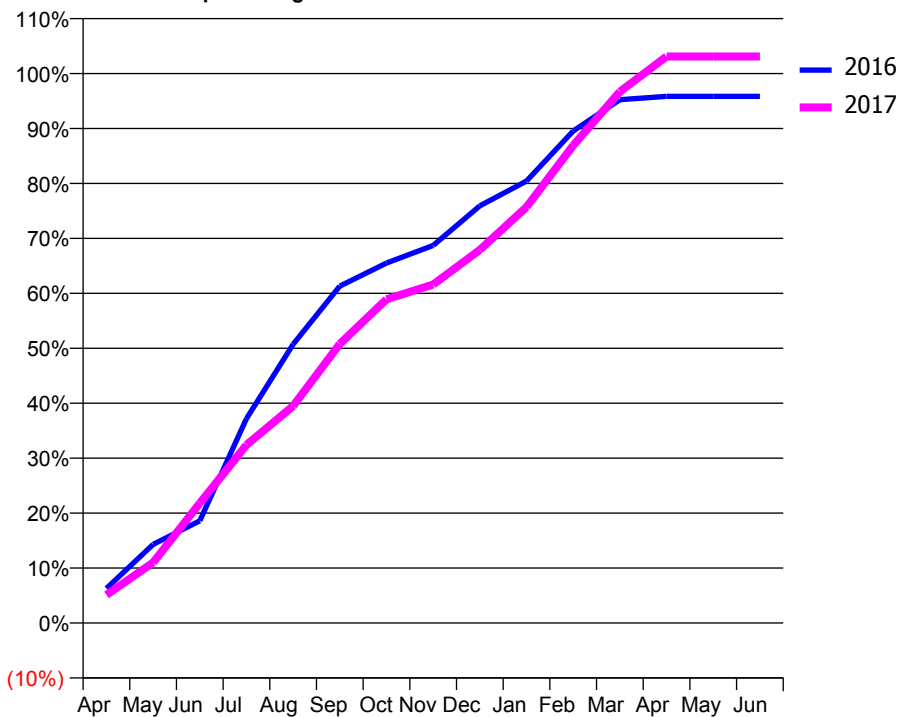
ACCESS*

Patients seen in 24 months	Total	Change since previous quarter
Quarter ending March 2016	291	
Quarter ending June 2016	280	↓
Quarter ending September 2016	252	↓
Quarter ending December 2016	233	↓
Quarter ending March 2017	246	↑
Variance since March 2016	(15.5%)	↓



ACTIVITY

Cumulative percentage of contracted UDA delivered 2016 & 2017



Adjusted Scheduled Activity (UDA)

Month	2016	2017
April	63	51
May	143	110
June	186	218
July	372	324
August	507	395
September	613	508
October	655	589
November	687	616
December	759	679
January	804	757
February	895	869
March	952	967
April	958	1,031
May	958	1,031
June	958	1,031

QUALITY

	Quantity	Base Number	Contract	AT	Region	England
% of FP17s for the same patient ID Re-attending within 3 months - Children	0	35	0.0%	12.9%	13.3%	12.3%
% of FP17s for the same patient ID Re-attending within 3 months - Adults	2	177	1.1%	17.6%	17.3%	16.7%
% of FP17s for the same patient ID Re-attending between 3 & 9 months - Children	0	35	0.0%	56.2%	58.9%	57.6%
% of FP17s for the same patient ID Re-attending between 3 & 9 months - Adults	3	177	1.7%	49.9%	52.2%	50.1%
% of FP17s for Band 1 Urgent Courses	0	225	0.0%	10.4%	9.2%	9.1%
% of FP17s Relating to Free Repair or Replacements	0	225	0.0%	0.9%	1.0%	0.8%
% of FP17s Relating to Continuations	2	225	0.9%	1.3%	1.4%	1.2%
% of Patients satisfied with the dentistry they have received	0	0	N/A	92.1%	93.1%	92.8%
% of Patients satisfied with the time they had to wait for an appointment	0	0	N/A	88.1%	89.5%	88.7%

* This is based on patients treated on this contract for their most recent course of treatment. Figures in italics indicate the base number of FP17s or Patient Questionnaire responses are less than 100. N/A is shown where the base number of responses is less than 10 during the period. % is calculated as Quantity/Base number*100

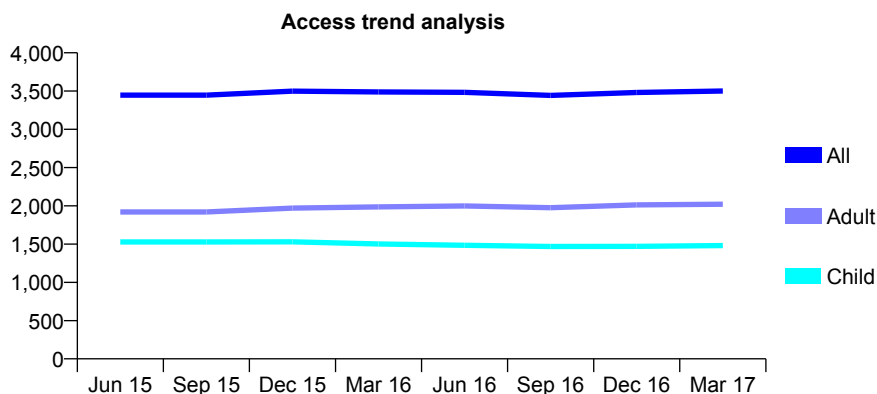
Q46 - Vital Signs At a Glance Contract Report for 184551/0001 - Year end March 2017

Name or company name	Bamford Dental Practice
Contract type name	GDS Contract
Purpose of contract	General and Orthodontic
Contract start date	01/04/2006
Contract end date	

16/17 Contracted general activity (UDA)	9,554
Carry forward general activity (UDA)	-51
16/17 Contracted orthodontic activity (UOA)	3,597
Carry forward orthodontic activity (UOA)	20
Baseline contract value	£496,949.54

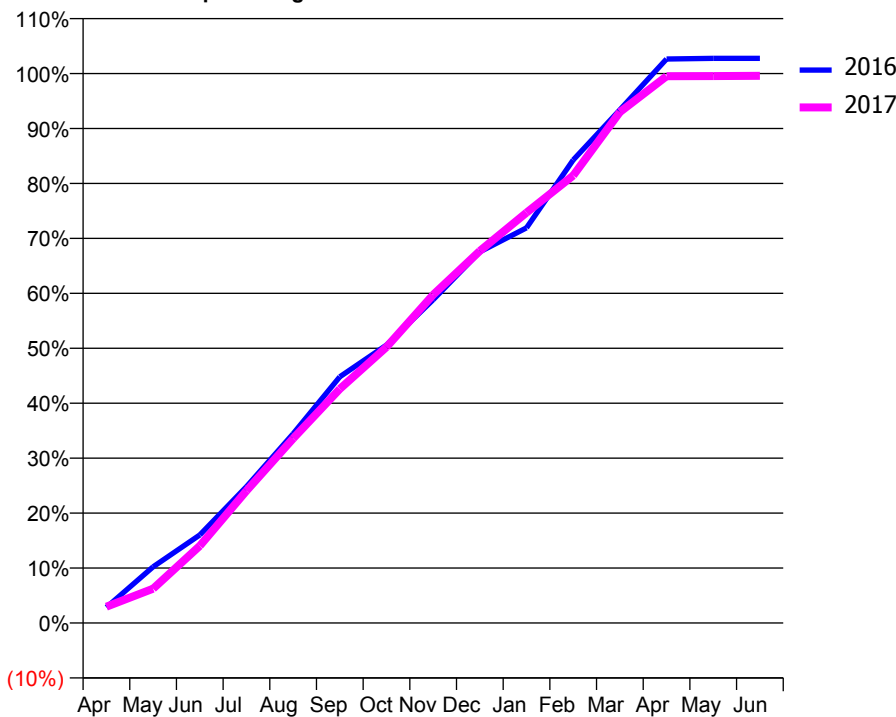
ACCESS*

Patients seen in 24 months	Total	Change since previous quarter
Quarter ending March 2016	3,488	
Quarter ending June 2016	3,483	→
Quarter ending September 2016	3,443	↓
Quarter ending December 2016	3,482	→
Quarter ending March 2017	3,501	→
Variance since March 2016	0.4%	→



ACTIVITY

Cumulative percentage of contracted UDA delivered 2016 & 2017



Month	Adjusted Scheduled Activity (UDA)	
	2016	2017
April	281	285
May	1,007	597
June	1,577	1,342
July	2,440	2,299
August	3,388	3,208
September	4,406	4,071
October	4,976	4,797
November	5,785	5,707
December	6,644	6,470
January	7,071	7,136
February	8,286	7,780
March	9,185	8,883
April	10,094	9,507
May	10,105	9,510
June	10,105	9,515

QUALITY

	Quantity	Base Number	Contract	AT	Region	England
% of FP17s for the same patient ID Re-attending within 3 months - Children	260	2,807	9.3%	12.9%	13.3%	12.3%
% of FP17s for the same patient ID Re-attending within 3 months - Adults	482	3,034	15.9%	17.6%	17.3%	16.7%
% of FP17s for the same patient ID Re-attending between 3 & 9 months - Children	1,603	2,807	57.1%	56.2%	58.9%	57.6%
% of FP17s for the same patient ID Re-attending between 3 & 9 months - Adults	1,829	3,034	60.3%	49.9%	52.2%	50.1%
% of FP17s for Band 1 Urgent Courses	103	5,280	2.0%	10.4%	9.2%	9.1%
% of FP17s Relating to Free Repair or Replacements	13	5,280	0.2%	0.9%	1.0%	0.8%
% of FP17s Relating to Continuations	197	5,280	3.7%	1.3%	1.4%	1.2%
% of Patients satisfied with the dentistry they have received	5	5	N/A	92.1%	93.1%	92.8%
% of Patients satisfied with the time they had to wait for an appointment	5	5	N/A	88.1%	89.5%	88.7%

* This is based on patients treated on this contract for their most recent course of treatment. Figures in italics indicate the base number of FP17s or Patient Questionnaire responses are less than 100. N/A is shown where the base number of responses is less than 10 during the period. % is calculated as Quantity/Base number*100

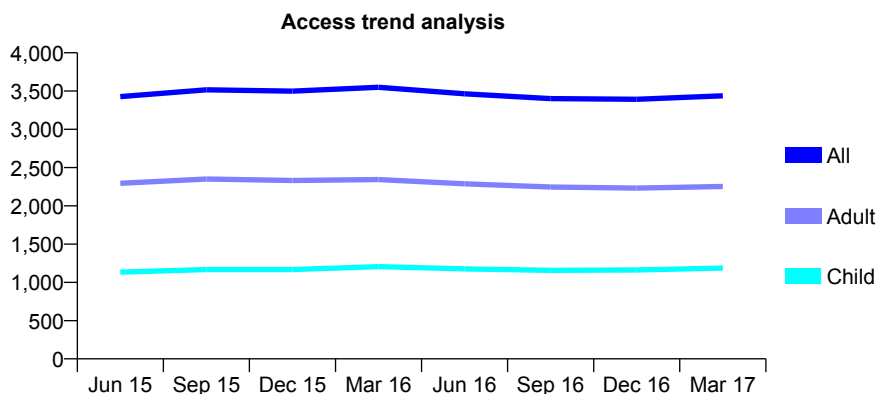
Q46 - Vital Signs At a Glance Contract Report for 189510/0001 - Year end March 2017

Name or company name	Ravat and Ray Dental Care (Chadderton) L
Contract type name	GDS Contract
Purpose of contract	General
Contract start date	01/10/2013
Contract end date	

16/17 Contracted general activity (UDA)	11,056
Carry forward general activity (UDA)	-220
16/17 Contracted orthodontic activity (UOA)	0
Carry forward orthodontic activity (UOA)	0
Baseline contract value	£325,103.90

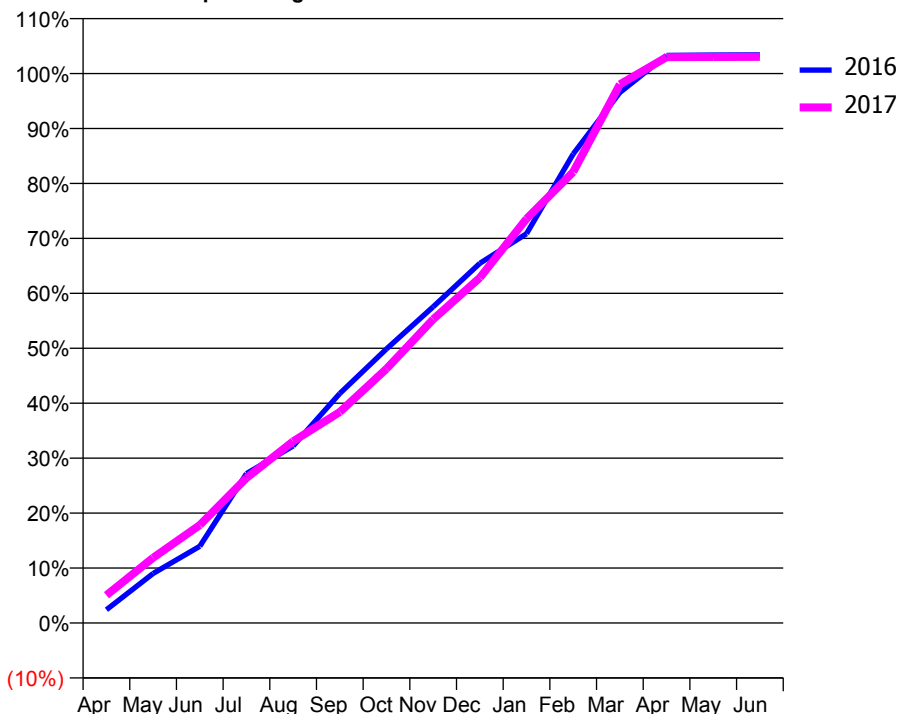
ACCESS*

Patients seen in 24 months	Total	Change since previous quarter
Quarter ending March 2016	3,549	
Quarter ending June 2016	3,464	↓
Quarter ending September 2016	3,402	↓
Quarter ending December 2016	3,393	→
Quarter ending March 2017	3,438	→
Variance since March 2016	(3.1%)	↓



ACTIVITY

Cumulative percentage of contracted UDA delivered 2016 & 2017



Month	Adjusted Scheduled Activity (UDA)	
	2016	2017
April	269	559
May	1,011	1,313
June	1,565	1,970
July	3,046	2,917
August	3,608	3,656
September	4,680	4,246
October	5,586	5,115
November	6,445	6,109
December	7,331	6,946
January	7,935	8,133
February	9,560	9,075
March	10,813	10,837
April	11,567	11,385
May	11,578	11,389
June	11,579	11,391

QUALITY

	Quantity	Base Number	Contract	AT	Region	England
% of FP17s for the same patient ID Re-attending within 3 months - Children	240	1,846	13.0%	12.9%	13.3%	12.3%
% of FP17s for the same patient ID Re-attending within 3 months - Adults	702	3,375	20.8%	17.6%	17.3%	16.7%
% of FP17s for the same patient ID Re-attending between 3 & 9 months - Children	1,036	1,846	56.1%	56.2%	58.9%	57.6%
% of FP17s for the same patient ID Re-attending between 3 & 9 months - Adults	1,677	3,375	49.7%	49.9%	52.2%	50.1%
% of FP17s for Band 1 Urgent Courses	499	5,140	9.7%	10.4%	9.2%	9.1%
% of FP17s Relating to Free Repair or Replacements	65	5,140	1.3%	0.9%	1.0%	0.8%
% of FP17s Relating to Continuations	24	5,140	0.5%	1.3%	1.4%	1.2%
% of Patients satisfied with the dentistry they have received	9	9	N/A	92.1%	93.1%	92.8%
% of Patients satisfied with the time they had to wait for an appointment	8	9	N/A	88.1%	89.5%	88.7%

* This is based on patients treated on this contract for their most recent course of treatment. Figures in italics indicate the base number of FP17s or Patient Questionnaire responses are less than 100. N/A is shown where the base number of responses is less than 10 during the period. % is calculated as Quantity/Base number*100

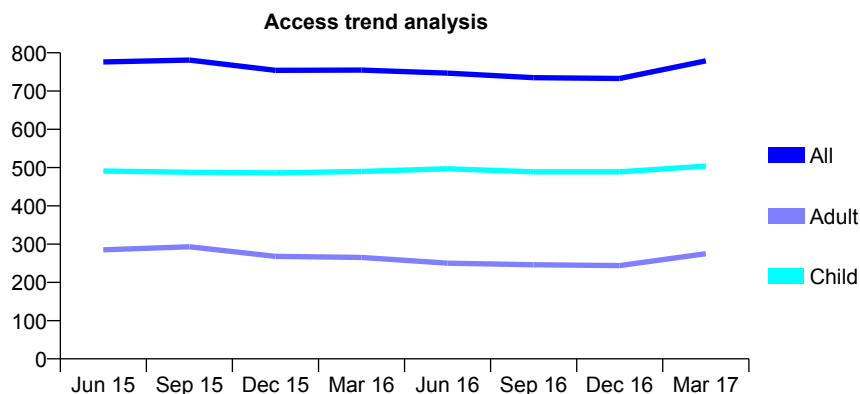
Q46 - Vital Signs At a Glance Contract Report for 189723/0001 - Year end March 2017

Name or company name	Stretford Road Dental Practice
Contract type name	GDS Contract
Purpose of contract	General
Contract start date	12/08/2013
Contract end date	

16/17 Contracted general activity (UDA)	1,828
Carry forward general activity (UDA)	61
16/17 Contracted orthodontic activity (UOA)	0
Carry forward orthodontic activity (UOA)	0
Baseline contract value	£44,689.57

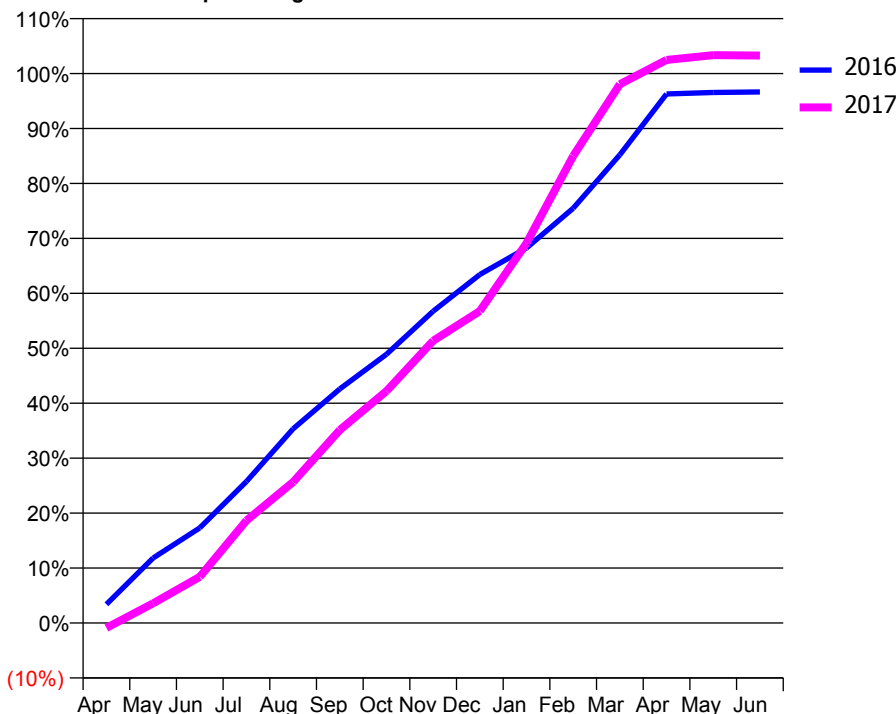
ACCESS*

Patients seen in 24 months	Total	Change since previous quarter
Quarter ending March 2016	755	
Quarter ending June 2016	747	↓
Quarter ending September 2016	735	↓
Quarter ending December 2016	733	→
Quarter ending March 2017	779	↑
Variance since March 2016	3.2%	↑



ACTIVITY

Cumulative percentage of contracted UDA delivered 2016 & 2017



Month	Adjusted Scheduled Activity (UDA)	
	2016	2017
April	62	-17
May	216	65
June	316	154
July	471	341
August	646	469
September	779	642
October	894	772
November	1,037	939
December	1,159	1,038
January	1,248	1,264
February	1,380	1,554
March	1,558	1,792
April	1,760	1,873
May	1,765	1,889
June	1,767	1,888

QUALITY

	Quantity	Base Number	Contract	AT	Region	England
% of FP17s for the same patient ID Re-attending within 3 months - Children	97	881	11.0%	12.9%	13.3%	12.3%
% of FP17s for the same patient ID Re-attending within 3 months - Adults	56	321	17.4%	17.6%	17.3%	16.7%
% of FP17s for the same patient ID Re-attending between 3 & 9 months - Children	522	881	59.3%	56.2%	58.9%	57.6%
% of FP17s for the same patient ID Re-attending between 3 & 9 months - Adults	101	321	31.5%	49.9%	52.2%	50.1%
% of FP17s for Band 1 Urgent Courses	114	1,148	9.9%	10.4%	9.2%	9.1%
% of FP17s Relating to Free Repair or Replacements	2	1,148	0.2%	0.9%	1.0%	0.8%
% of FP17s Relating to Continuations	0	1,148	0.0%	1.3%	1.4%	1.2%
% of Patients satisfied with the dentistry they have received	1	1	N/A	92.1%	93.1%	92.8%
% of Patients satisfied with the time they had to wait for an appointment	1	1	N/A	88.1%	89.5%	88.7%

* This is based on patients treated on this contract for their most recent course of treatment. Figures in italics indicate the base number of FP17s or Patient Questionnaire responses are less than 100. N/A is shown where the base number of responses is less than 10 during the period. % is calculated as Quantity/Base number*100

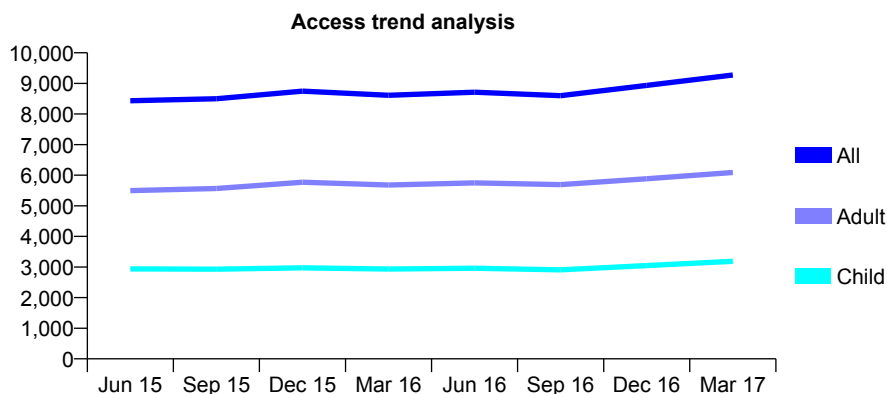
Q46 - Vital Signs At a Glance Contract Report for 190322/0001 - Year end March 2017

Name or company name	Moston Dental Surgery
Contract type name	GDS Contract
Purpose of contract	General
Contract start date	08/10/2010
Contract end date	

16/17 Contracted general activity (UDA)	30,673
Carry forward general activity (UDA)	1,201
16/17 Contracted orthodontic activity (UOA)	0
Carry forward orthodontic activity (UOA)	0
Baseline contract value	£742,427.78

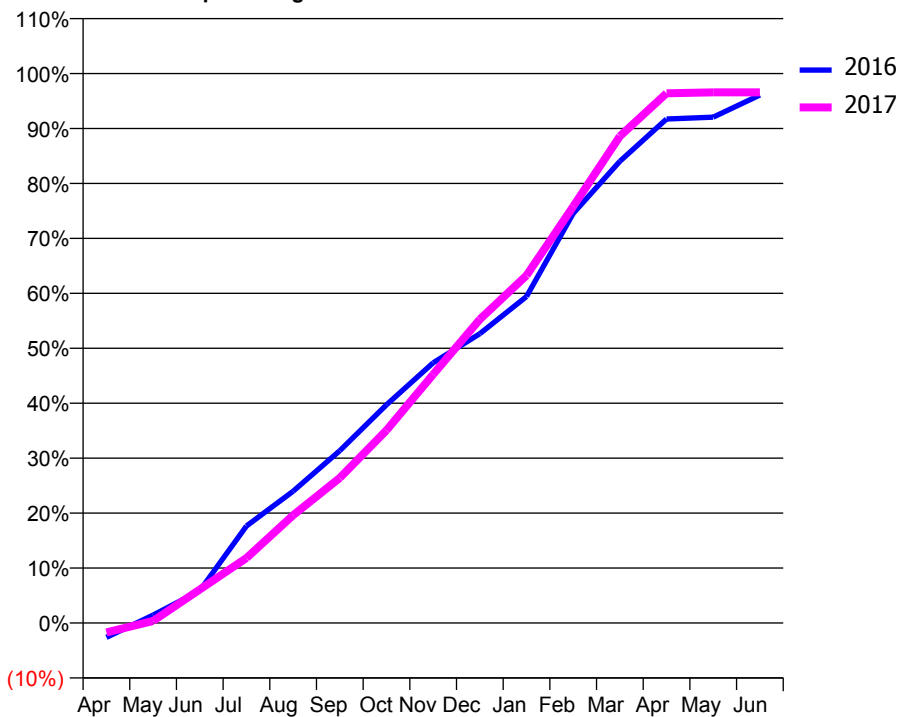
ACCESS*

Patients seen in 24 months	Total	Change since previous quarter
Quarter ending March 2016	8,614	
Quarter ending June 2016	8,712	→
Quarter ending September 2016	8,601	↓
Quarter ending December 2016	8,934	↑
Quarter ending March 2017	9,276	↑
Variance since March 2016	7.7%	↑



ACTIVITY

Cumulative percentage of contracted UDA delivered 2016 & 2017



Month	Adjusted Scheduled Activity (UDA)	
	2016	2017
April	-810	-534
May	445	116
June	1,801	1,868
July	5,417	3,629
August	7,355	6,021
September	9,620	8,105
October	12,179	10,762
November	14,528	13,876
December	16,149	16,954
January	18,227	19,400
February	22,861	23,253
March	25,774	27,170
April	28,129	29,566
May	28,238	29,623
June	29,472	29,623

QUALITY

	Quantity	Base Number	Contract	AT	Region	England
% of FP17s for the same patient ID Re-attending within 3 months - Children	203	3,557	5.7%	12.9%	13.3%	12.3%
% of FP17s for the same patient ID Re-attending within 3 months - Adults	531	6,054	8.8%	17.6%	17.3%	16.7%
% of FP17s for the same patient ID Re-attending between 3 & 9 months - Children	1,360	3,557	38.2%	56.2%	58.9%	57.6%
% of FP17s for the same patient ID Re-attending between 3 & 9 months - Adults	2,137	6,054	35.3%	49.9%	52.2%	50.1%
% of FP17s for Band 1 Urgent Courses	357	9,403	3.8%	10.4%	9.2%	9.1%
% of FP17s Relating to Free Repair or Replacements	31	9,403	0.3%	0.9%	1.0%	0.8%
% of FP17s Relating to Continuations	95	9,403	1.0%	1.3%	1.4%	1.2%
% of Patients satisfied with the dentistry they have received	11	11	100.0%	92.1%	93.1%	92.8%
% of Patients satisfied with the time they had to wait for an appointment	11	11	100.0%	88.1%	89.5%	88.7%

* This is based on patients treated on this contract for their most recent course of treatment. Figures in italics indicate the base number of FP17s or Patient Questionnaire responses are less than 100. N/A is shown where the base number of responses is less than 10 during the period. % is calculated as Quantity/Base number*100

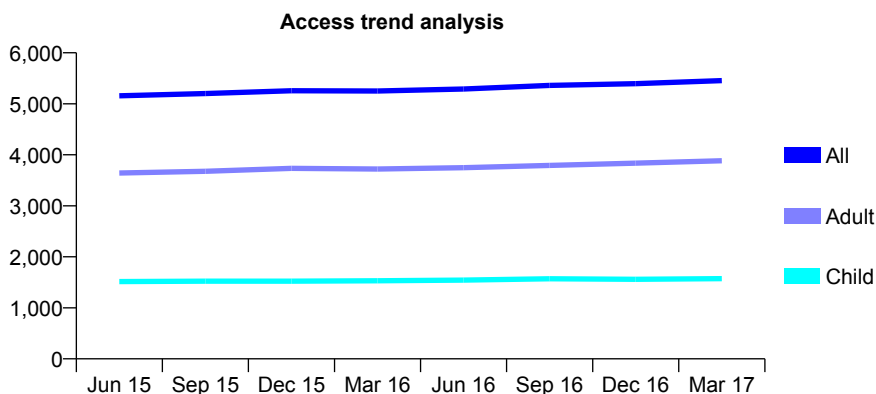
Q46 - Vital Signs At a Glance Contract Report for 190470/0004 - Year end March 2017

Name or company name	G.k.A (1996) Ltd
Contract type name	GDS Contract
Purpose of contract	General
Contract start date	01/04/2008
Contract end date	

16/17 Contracted general activity (UDA)	15,529
Carry forward general activity (UDA)	222
16/17 Contracted orthodontic activity (UOA)	0
Carry forward orthodontic activity (UOA)	0
Baseline contract value	£473,052.95

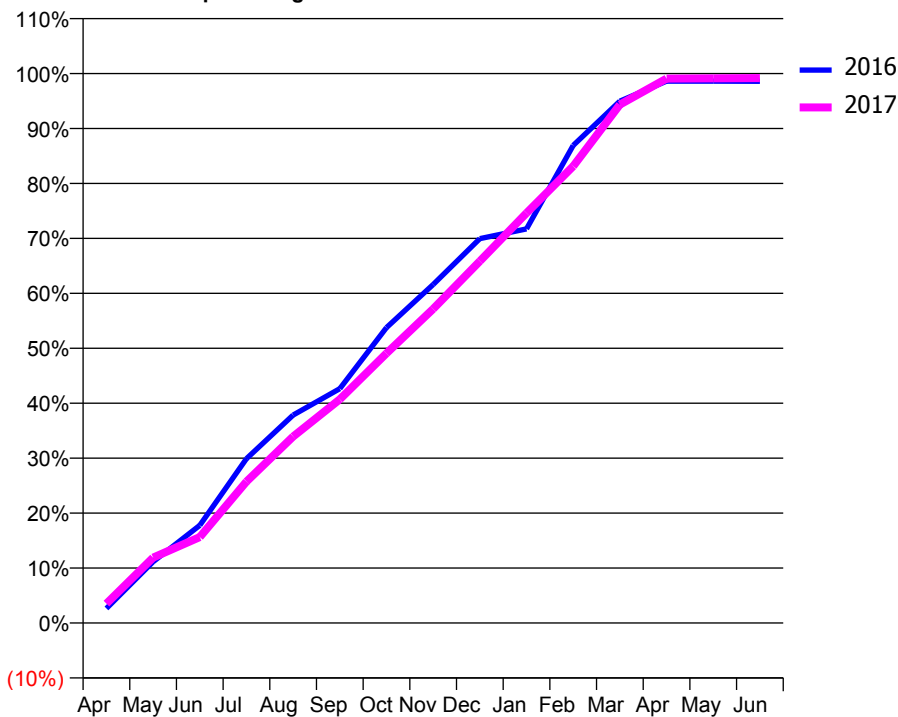
ACCESS*

Patients seen in 24 months	Total	Change since previous quarter
Quarter ending March 2016	5,252	
Quarter ending June 2016	5,290	→
Quarter ending September 2016	5,362	→
Quarter ending December 2016	5,395	→
Quarter ending March 2017	5,456	→
Variance since March 2016	3.9%	↑



ACTIVITY

Cumulative percentage of contracted UDA delivered 2016 & 2017



Month	Adjusted Scheduled Activity (UDA)	
	2016	2017
April	419	547
May	1,761	1,850
June	2,810	2,431
July	4,729	3,995
August	5,983	5,271
September	6,743	6,322
October	8,498	7,621
November	9,738	8,876
December	11,056	10,225
January	11,338	11,585
February	13,740	12,910
March	15,015	14,649
April	15,589	15,384
May	15,588	15,390
June	15,587	15,400

QUALITY

	Quantity	Base Number	Contract	AT	Region	England
% of FP17s for the same patient ID Re-attending within 3 months - Children	115	2,084	5.5%	12.9%	13.3%	12.3%
% of FP17s for the same patient ID Re-attending within 3 months - Adults	726	5,090	14.3%	17.6%	17.3%	16.7%
% of FP17s for the same patient ID Re-attending between 3 & 9 months - Children	1,147	2,084	55.0%	56.2%	58.9%	57.6%
% of FP17s for the same patient ID Re-attending between 3 & 9 months - Adults	2,445	5,090	48.0%	49.9%	52.2%	50.1%
% of FP17s for Band 1 Urgent Courses	391	7,196	5.4%	10.4%	9.2%	9.1%
% of FP17s Relating to Free Repair or Replacements	87	7,196	1.2%	0.9%	1.0%	0.8%
% of FP17s Relating to Continuations	78	7,196	1.1%	1.3%	1.4%	1.2%
% of Patients satisfied with the dentistry they have received	7	8	N/A	92.1%	93.1%	92.8%
% of Patients satisfied with the time they had to wait for an appointment	7	8	N/A	88.1%	89.5%	88.7%

* This is based on patients treated on this contract for their most recent course of treatment. Figures in italics indicate the base number of FP17s or Patient Questionnaire responses are less than 100. N/A is shown where the base number of responses is less than 10 during the period. % is calculated as Quantity/Base number*100

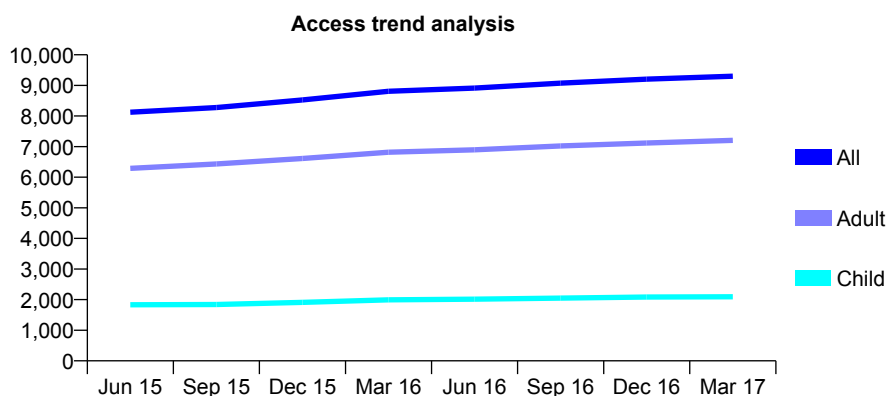
Q46 - Vital Signs At a Glance Contract Report for 190470/0005 - Year end March 2017

Name or company name	G.k.A (1996) Ltd
Contract type name	GDS Contract
Purpose of contract	General
Contract start date	01/04/2008
Contract end date	

16/17 Contracted general activity (UDA)	23,132
Carry forward general activity (UDA)	729
16/17 Contracted orthodontic activity (UOA)	0
Carry forward orthodontic activity (UOA)	0
Baseline contract value	£679,192.00

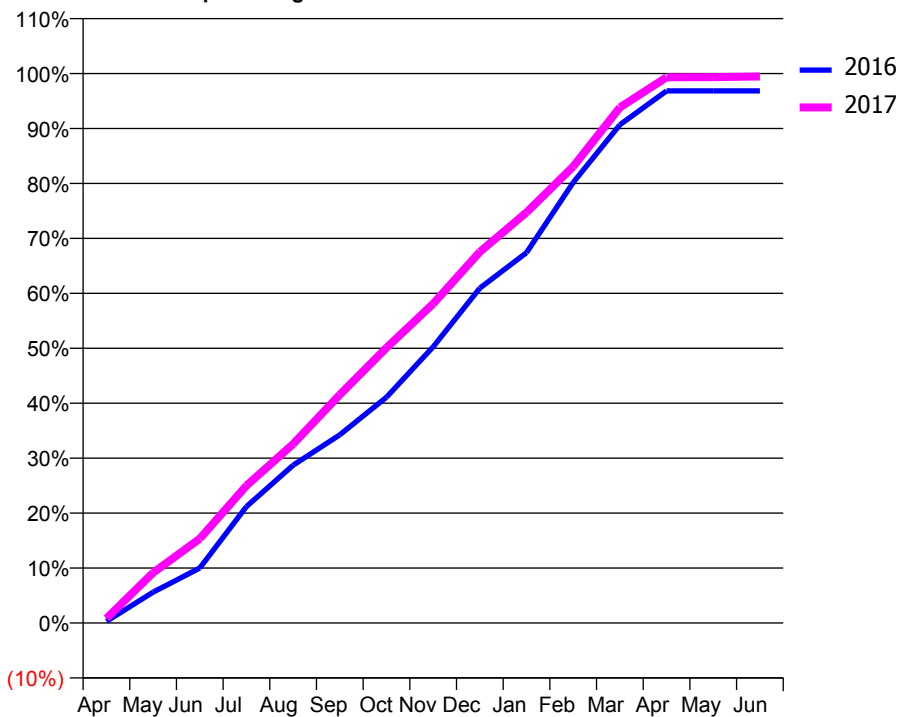
ACCESS*

Patients seen in 24 months	Total	Change since previous quarter
Quarter ending March 2016	8,808	
Quarter ending June 2016	8,911	→
Quarter ending September 2016	9,072	→
Quarter ending December 2016	9,204	→
Quarter ending March 2017	9,299	→
Variance since March 2016	5.6%	↑



ACTIVITY

Cumulative percentage of contracted UDA delivered 2016 & 2017



Month	Adjusted Scheduled Activity (UDA)	
	2016	2017
April	73	196
May	1,301	2,119
June	2,315	3,552
July	4,904	5,785
August	6,644	7,539
September	7,923	9,612
October	9,506	11,591
November	11,628	13,442
December	14,100	15,626
January	15,592	17,285
February	18,544	19,216
March	20,976	21,705
April	22,400	22,976
May	22,402	22,977
June	22,403	23,009

QUALITY

	Quantity	Base Number	Contract	AT	Region	England
% of FP17s for the same patient ID Re-attending within 3 months - Children	357	3,075	11.6%	12.9%	13.3%	12.3%
% of FP17s for the same patient ID Re-attending within 3 months - Adults	1,692	9,677	17.5%	17.6%	17.3%	16.7%
% of FP17s for the same patient ID Re-attending between 3 & 9 months - Children	1,609	3,075	52.3%	56.2%	58.9%	57.6%
% of FP17s for the same patient ID Re-attending between 3 & 9 months - Adults	4,605	9,677	47.6%	49.9%	52.2%	50.1%
% of FP17s for Band 1 Urgent Courses	823	12,704	6.5%	10.4%	9.2%	9.1%
% of FP17s Relating to Free Repair or Replacements	229	12,704	1.8%	0.9%	1.0%	0.8%
% of FP17s Relating to Continuations	152	12,704	1.2%	1.3%	1.4%	1.2%
% of Patients satisfied with the dentistry they have received	5	5	N/A	92.1%	93.1%	92.8%
% of Patients satisfied with the time they had to wait for an appointment	5	5	N/A	88.1%	89.5%	88.7%

* This is based on patients treated on this contract for their most recent course of treatment. Figures in italics indicate the base number of FP17s or Patient Questionnaire responses are less than 100. N/A is shown where the base number of responses is less than 10 during the period. % is calculated as Quantity/Base number*100

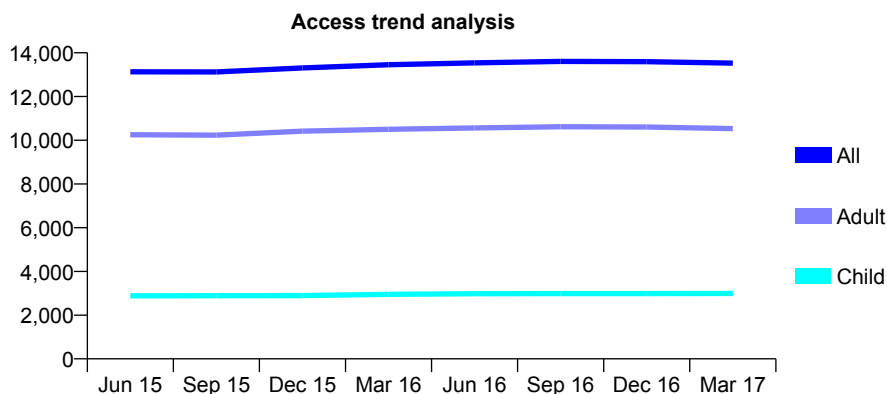
Q46 - Vital Signs At a Glance Contract Report for 190470/0007 - Year end March 2017

Name or company name	G.k.A (1996) Ltd
Contract type name	GDS Contract
Purpose of contract	General and Orthodontic
Contract start date	01/05/2009
Contract end date	

16/17 Contracted general activity (UDA)	40,268
Carry forward general activity (UDA)	1,667
16/17 Contracted orthodontic activity (UOA)	2,541
Carry forward orthodontic activity (UOA)	-51
Baseline contract value	£1,278,194.43

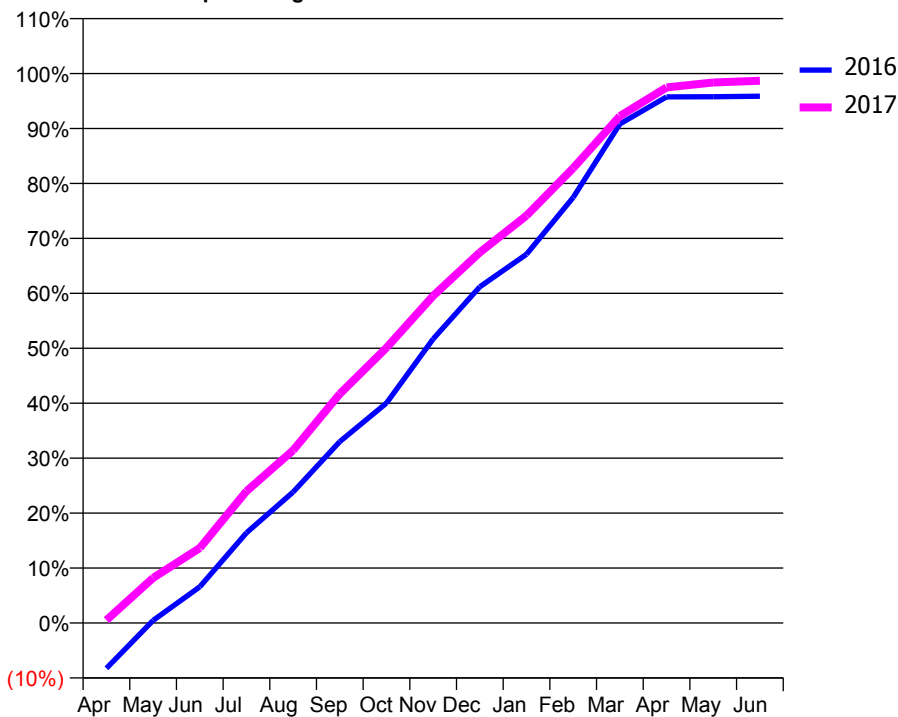
ACCESS*

Patients seen in 24 months	Total	Change since previous quarter
Quarter ending March 2016	13,451	
Quarter ending June 2016	13,540	→
Quarter ending September 2016	13,609	→
Quarter ending December 2016	13,594	→
Quarter ending March 2017	13,525	→
Variance since March 2016	0.6%	→



ACTIVITY

Cumulative percentage of contracted UDA delivered 2016 & 2017



Adjusted Scheduled Activity (UDA)

Month	2016	2017
April	-3,329	209
May	190	3,306
June	2,656	5,494
July	6,609	9,658
August	9,602	12,659
September	13,290	16,790
October	16,115	20,175
November	20,819	23,976
December	24,643	27,163
January	27,022	29,857
February	31,192	33,332
March	36,574	37,149
April	38,556	39,253
May	38,569	39,613
June	38,601	39,735

QUALITY

	Quantity	Base Number	Contract	AT	Region	England
% of FP17s for the same patient ID Re-attending within 3 months - Children	704	4,677	15.1%	12.9%	13.3%	12.3%
% of FP17s for the same patient ID Re-attending within 3 months - Adults	2,877	14,672	19.6%	17.6%	17.3%	16.7%
% of FP17s for the same patient ID Re-attending between 3 & 9 months - Children	2,388	4,677	51.1%	56.2%	58.9%	57.6%
% of FP17s for the same patient ID Re-attending between 3 & 9 months - Adults	6,982	14,672	47.6%	49.9%	52.2%	50.1%
% of FP17s for Band 1 Urgent Courses	2,063	19,223	10.7%	10.4%	9.2%	9.1%
% of FP17s Relating to Free Repair or Replacements	426	19,223	2.2%	0.9%	1.0%	0.8%
% of FP17s Relating to Continuations	246	19,223	1.3%	1.3%	1.4%	1.2%
% of Patients satisfied with the dentistry they have received	11	14	78.6%	92.1%	93.1%	92.8%
% of Patients satisfied with the time they had to wait for an appointment	12	14	85.7%	88.1%	89.5%	88.7%

* This is based on patients treated on this contract for their most recent course of treatment. Figures in italics indicate the base number of FP17s or Patient Questionnaire responses are less than 100. N/A is shown where the base number of responses is less than 10 during the period. % is calculated as Quantity/Base number*100

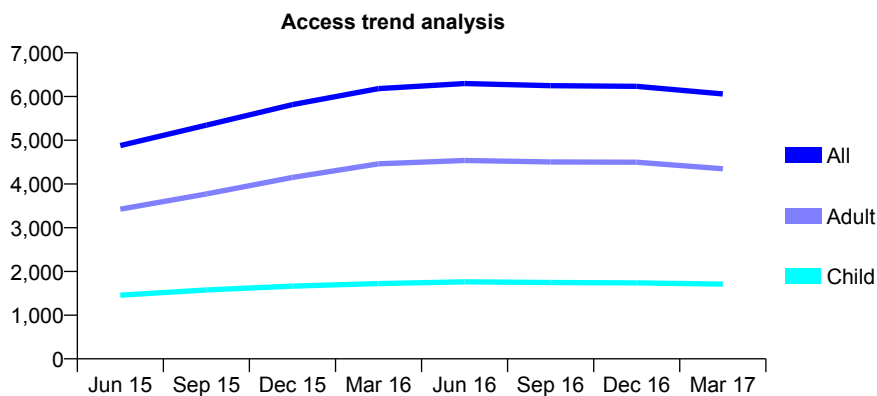
Q46 - Vital Signs At a Glance Contract Report for 191515/0001 - Year end March 2017

Name or company name	Birch Dental Practice
Contract type name	GDS Contract
Purpose of contract	General
Contract start date	01/05/2014
Contract end date	

16/17 Contracted general activity (UDA)	20,344
Carry forward general activity (UDA)	146
16/17 Contracted orthodontic activity (UOA)	0
Carry forward orthodontic activity (UOA)	0
Baseline contract value	£623,890.51

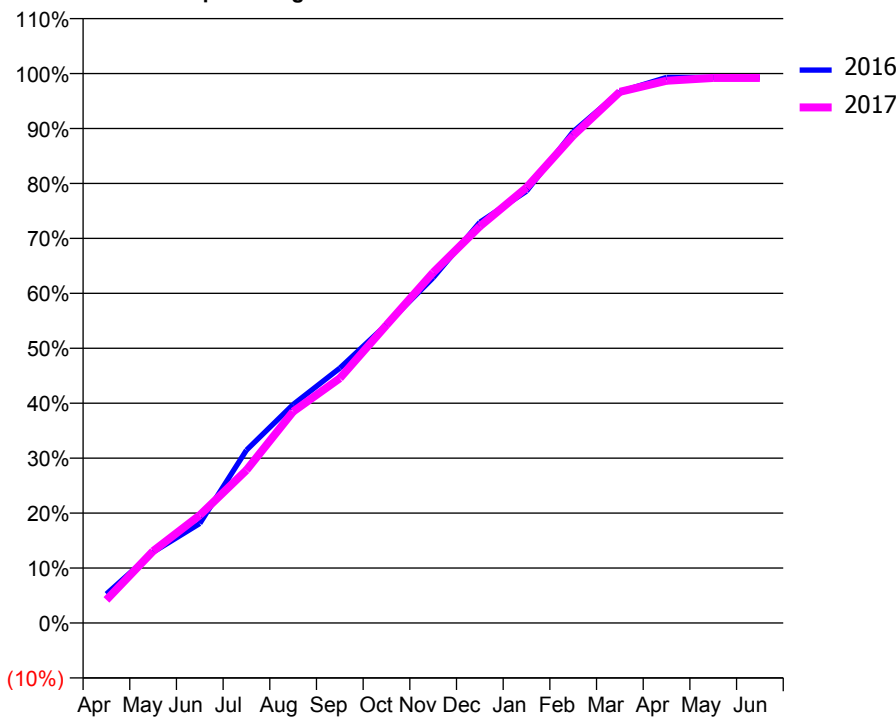
ACCESS*

Patients seen in 24 months	Total	Change since previous quarter
Quarter ending March 2016	6,182	
Quarter ending June 2016	6,297	→
Quarter ending September 2016	6,249	→
Quarter ending December 2016	6,232	→
Quarter ending March 2017	6,059	↓
Variance since March 2016	(2.0%)	↓



ACTIVITY

Cumulative percentage of contracted UDA delivered 2016 & 2017



Month	Adjusted Scheduled Activity (UDA)	
	2016	2017
April	1,090	857
May	2,661	2,663
June	3,738	3,989
July	6,488	5,660
August	8,200	7,826
September	9,566	9,063
October	11,203	11,029
November	12,961	12,978
December	15,044	14,685
January	16,206	16,121
February	18,440	18,046
March	19,939	19,666
April	20,478	20,075
May	20,478	20,178
June	20,478	20,178

QUALITY

	Quantity	Base Number	Contract	AT	Region	England
% of FP17s for the same patient ID Re-attending within 3 months - Children	259	1,977	13.1%	12.9%	13.3%	12.3%
% of FP17s for the same patient ID Re-attending within 3 months - Adults	1,318	5,068	26.0%	17.6%	17.3%	16.7%
% of FP17s for the same patient ID Re-attending between 3 & 9 months - Children	696	1,977	35.2%	56.2%	58.9%	57.6%
% of FP17s for the same patient ID Re-attending between 3 & 9 months - Adults	1,457	5,068	28.7%	49.9%	52.2%	50.1%
% of FP17s for Band 1 Urgent Courses	956	5,956	16.1%	10.4%	9.2%	9.1%
% of FP17s Relating to Free Repair or Replacements	62	5,956	1.0%	0.9%	1.0%	0.8%
% of FP17s Relating to Continuations	212	5,956	3.6%	1.3%	1.4%	1.2%
% of Patients satisfied with the dentistry they have received	0	1	N/A	92.1%	93.1%	92.8%
% of Patients satisfied with the time they had to wait for an appointment	0	1	N/A	88.1%	89.5%	88.7%

* This is based on patients treated on this contract for their most recent course of treatment. Figures in italics indicate the base number of FP17s or Patient Questionnaire responses are less than 100. N/A is shown where the base number of responses is less than 10 during the period. % is calculated as Quantity/Base number*100

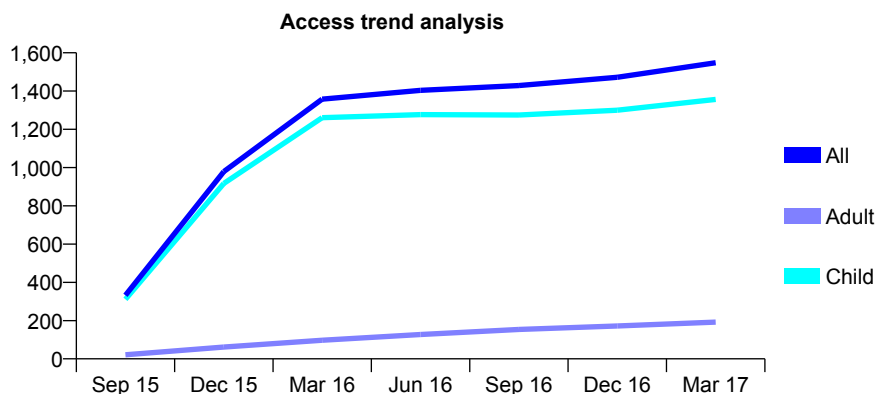
Q46 - Vital Signs At a Glance Contract Report for 191574/0001 - Year end March 2017

Name or company name	Highton and Bate
Contract type name	GDS Contract
Purpose of contract	General
Contract start date	01/08/2015
Contract end date	

16/17 Contracted general activity (UDA)	4,200
Carry forward general activity (UDA)	-84
16/17 Contracted orthodontic activity (UOA)	0
Carry forward orthodontic activity (UOA)	0
Baseline contract value	£117,794.53

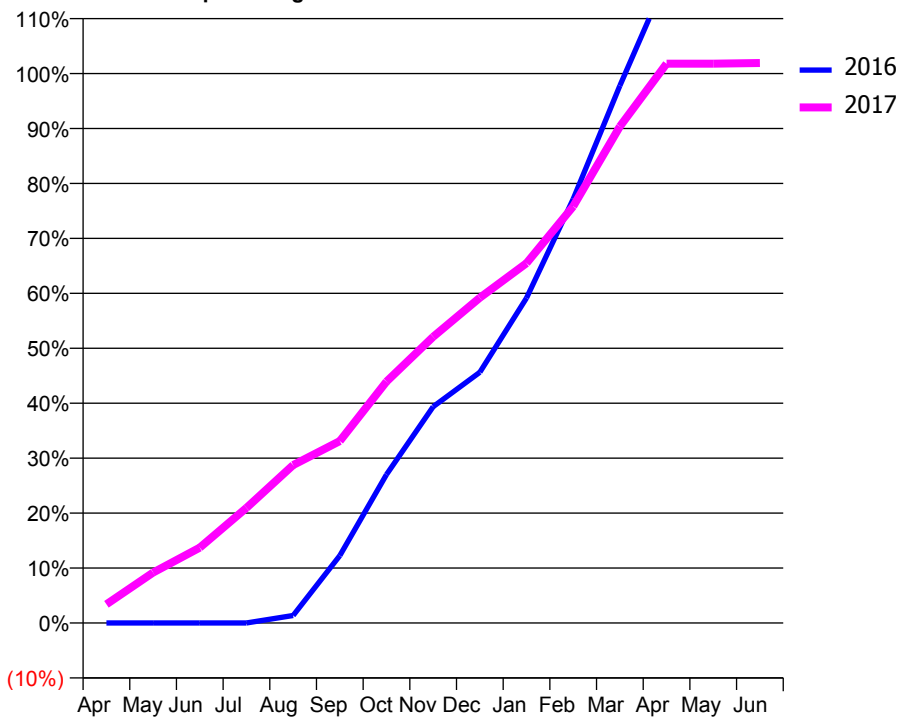
ACCESS*

Patients seen in 24 months	Total	Change since previous quarter
Quarter ending March 2016	1,358	
Quarter ending June 2016	1,404	↑
Quarter ending September 2016	1,429	→
Quarter ending December 2016	1,472	↑
Quarter ending March 2017	1,548	↑
Variance since March 2016	14.0%	↑



ACTIVITY

Cumulative percentage of contracted UDA delivered 2016 & 2017



Adjusted Scheduled Activity (UDA)

Month	2016	2017
April	0	143
May	0	385
June	0	576
July	0	880
August	38	1,207
September	343	1,391
October	756	1,846
November	1,101	2,188
December	1,276	2,486
January	1,654	2,750
February	2,157	3,185
March	2,734	3,795
April	3,277	4,275
May	3,280	4,275
June	3,280	4,280

QUALITY

	Quantity	Base Number	Contract	AT	Region	England
% of FP17s for the same patient ID Re-attending within 3 months - Children	480	2,859	16.8%	12.9%	13.3%	12.3%
% of FP17s for the same patient ID Re-attending within 3 months - Adults	19	208	9.1%	17.6%	17.3%	16.7%
% of FP17s for the same patient ID Re-attending between 3 & 9 months - Children	1,988	2,859	69.5%	56.2%	58.9%	57.6%
% of FP17s for the same patient ID Re-attending between 3 & 9 months - Adults	150	208	72.1%	49.9%	52.2%	50.1%
% of FP17s for Band 1 Urgent Courses	89	3,020	2.9%	10.4%	9.2%	9.1%
% of FP17s Relating to Free Repair or Replacements	2	3,020	0.1%	0.9%	1.0%	0.8%
% of FP17s Relating to Continuations	6	3,020	0.2%	1.3%	1.4%	1.2%
% of Patients satisfied with the dentistry they have received	2	2	N/A	92.1%	93.1%	92.8%
% of Patients satisfied with the time they had to wait for an appointment	2	2	N/A	88.1%	89.5%	88.7%

* This is based on patients treated on this contract for their most recent course of treatment. Figures in italics indicate the base number of FP17s or Patient Questionnaire responses are less than 100. N/A is shown where the base number of responses is less than 10 during the period. % is calculated as Quantity/Base number*100

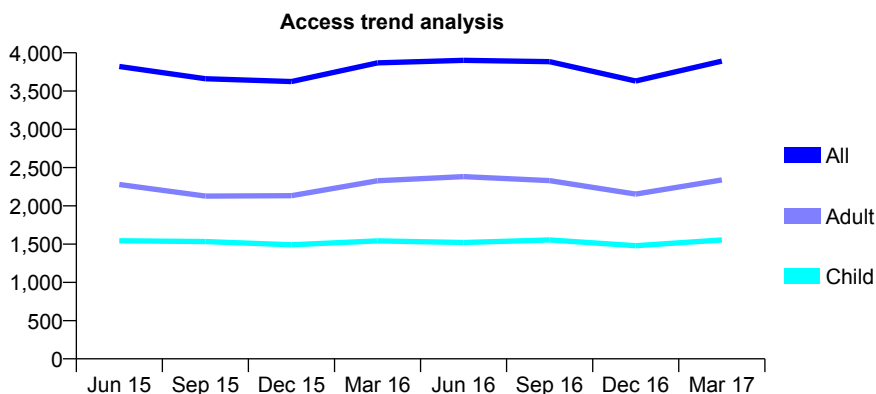
Q46 - Vital Signs At a Glance Contract Report for 191809/0001 - Year end March 2017

Name or company name	Swinton Practice Ltd
Contract type name	GDS Contract
Purpose of contract	General
Contract start date	01/07/2010
Contract end date	

16/17 Contracted general activity (UDA)	12,066
Carry forward general activity (UDA)	192
16/17 Contracted orthodontic activity (UOA)	0
Carry forward orthodontic activity (UOA)	0
Baseline contract value	£315,982.67

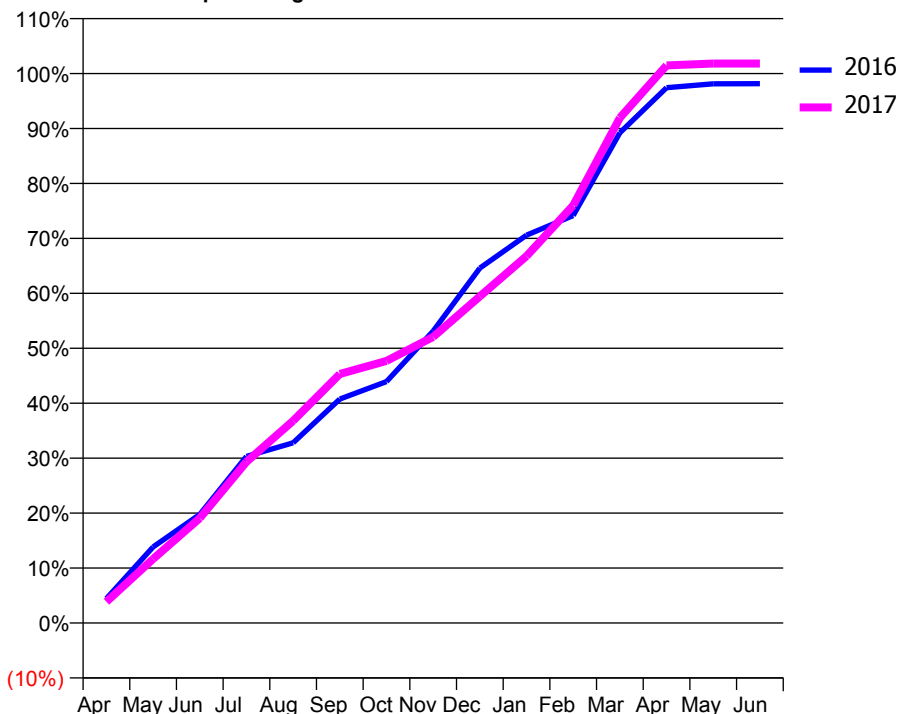
ACCESS*

Patients seen in 24 months	Total	Change since previous quarter
Quarter ending March 2016	3,869	
Quarter ending June 2016	3,901	→
Quarter ending September 2016	3,884	→
Quarter ending December 2016	3,632	↓
Quarter ending March 2017	3,891	↑
Variance since March 2016	0.6%	→



ACTIVITY

Cumulative percentage of contracted UDA delivered 2016 & 2017



Adjusted Scheduled Activity (UDA)

Month	2016	2017
April	537	468
May	1,670	1,406
June	2,385	2,302
July	3,658	3,539
August	3,956	4,441
September	4,918	5,469
October	5,300	5,756
November	6,410	6,282
December	7,792	7,172
January	8,517	8,057
February	8,947	9,168
March	10,766	11,094
April	11,754	12,243
May	11,838	12,286
June	11,841	12,286

QUALITY

	Quantity	Base Number	Contract	AT	Region	England
% of FP17s for the same patient ID Re-attending within 3 months - Children	145	2,026	7.2%	12.9%	13.3%	12.3%
% of FP17s for the same patient ID Re-attending within 3 months - Adults	230	2,383	9.7%	17.6%	17.3%	16.7%
% of FP17s for the same patient ID Re-attending between 3 & 9 months - Children	830	2,026	41.0%	56.2%	58.9%	57.6%
% of FP17s for the same patient ID Re-attending between 3 & 9 months - Adults	584	2,383	24.5%	49.9%	52.2%	50.1%
% of FP17s for Band 1 Urgent Courses	190	4,425	4.3%	10.4%	9.2%	9.1%
% of FP17s Relating to Free Repair or Replacements	8	4,425	0.2%	0.9%	1.0%	0.8%
% of FP17s Relating to Continuations	31	4,425	0.7%	1.3%	1.4%	1.2%
% of Patients satisfied with the dentistry they have received	4	4	N/A	92.1%	93.1%	92.8%
% of Patients satisfied with the time they had to wait for an appointment	4	4	N/A	88.1%	89.5%	88.7%

* This is based on patients treated on this contract for their most recent course of treatment. Figures in italics indicate the base number of FP17s or Patient Questionnaire responses are less than 100. N/A is shown where the base number of responses is less than 10 during the period. % is calculated as Quantity/Base number*100

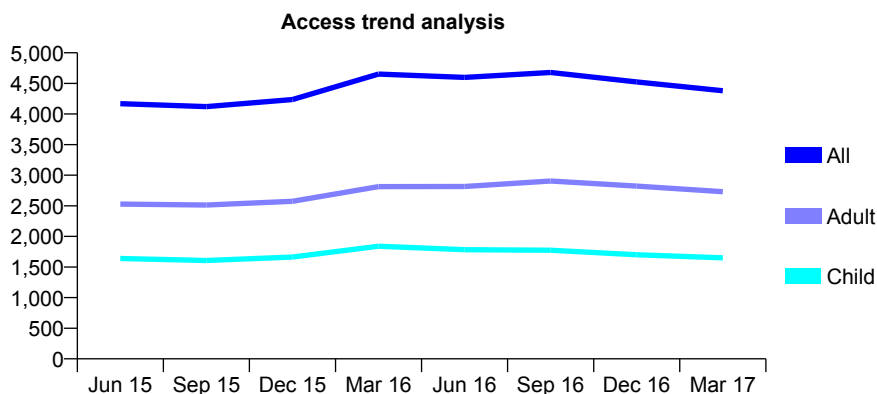
Q46 - Vital Signs At a Glance Contract Report for 191809/0002 - Year end March 2017

Name or company name	Swinton Practice Ltd
Contract type name	GDS Contract
Purpose of contract	General
Contract start date	01/07/2010
Contract end date	

16/17 Contracted general activity (UDA)	14,721
Carry forward general activity (UDA)	192
16/17 Contracted orthodontic activity (UOA)	0
Carry forward orthodontic activity (UOA)	0
Baseline contract value	£350,726.09

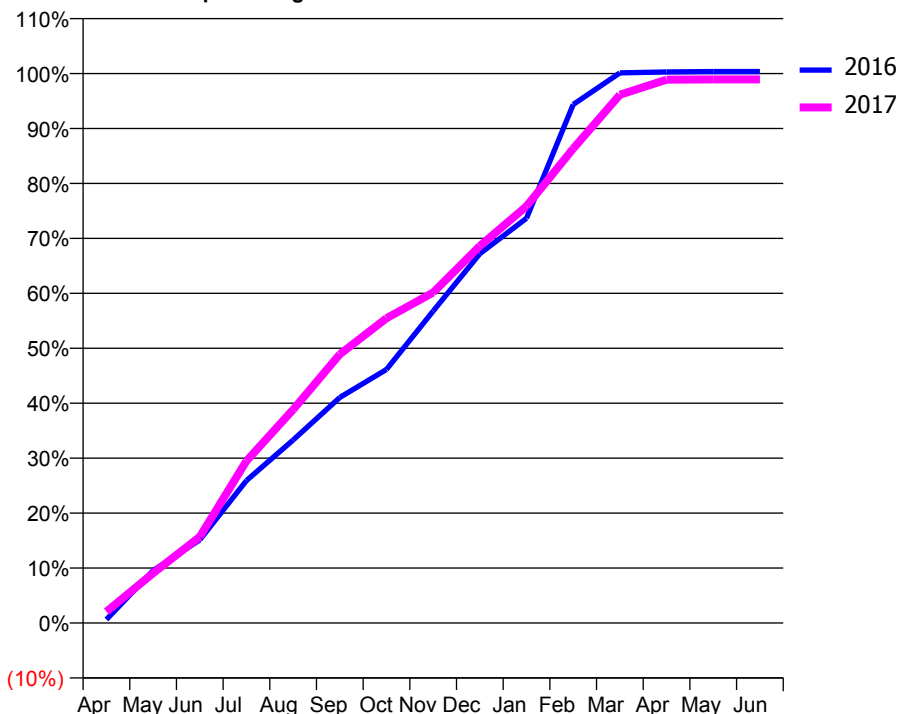
ACCESS*

Patients seen in 24 months	Total	Change since previous quarter
Quarter ending March 2016	4,653	
Quarter ending June 2016	4,598	↓
Quarter ending September 2016	4,679	→
Quarter ending December 2016	4,523	↓
Quarter ending March 2017	4,381	↓
Variance since March 2016	(5.8%)	↓



ACTIVITY

Cumulative percentage of contracted UDA delivered 2016 & 2017



Month	Adjusted Scheduled Activity (UDA)	
	2016	2017
April	95	306
May	1,405	1,335
June	2,228	2,310
July	3,817	4,342
August	4,905	5,718
September	6,044	7,201
October	6,791	8,165
November	8,357	8,853
December	9,894	10,099
January	10,845	11,166
February	13,891	12,709
March	14,738	14,151
April	14,761	14,556
May	14,772	14,561
June	14,772	14,561

QUALITY

	Quantity	Base Number	Contract	AT	Region	England
% of FP17s for the same patient ID Re-attending within 3 months - Children	205	2,363	8.7%	12.9%	13.3%	12.3%
% of FP17s for the same patient ID Re-attending within 3 months - Adults	389	3,452	11.3%	17.6%	17.3%	16.7%
% of FP17s for the same patient ID Re-attending between 3 & 9 months - Children	1,184	2,363	50.1%	56.2%	58.9%	57.6%
% of FP17s for the same patient ID Re-attending between 3 & 9 months - Adults	1,348	3,452	39.0%	49.9%	52.2%	50.1%
% of FP17s for Band 1 Urgent Courses	364	5,975	6.1%	10.4%	9.2%	9.1%
% of FP17s Relating to Free Repair or Replacements	21	5,975	0.4%	0.9%	1.0%	0.8%
% of FP17s Relating to Continuations	25	5,975	0.4%	1.3%	1.4%	1.2%
% of Patients satisfied with the dentistry they have received	3	3	N/A	92.1%	93.1%	92.8%
% of Patients satisfied with the time they had to wait for an appointment	2	3	N/A	88.1%	89.5%	88.7%

* This is based on patients treated on this contract for their most recent course of treatment. Figures in italics indicate the base number of FP17s or Patient Questionnaire responses are less than 100. N/A is shown where the base number of responses is less than 10 during the period. % is calculated as Quantity/Base number*100

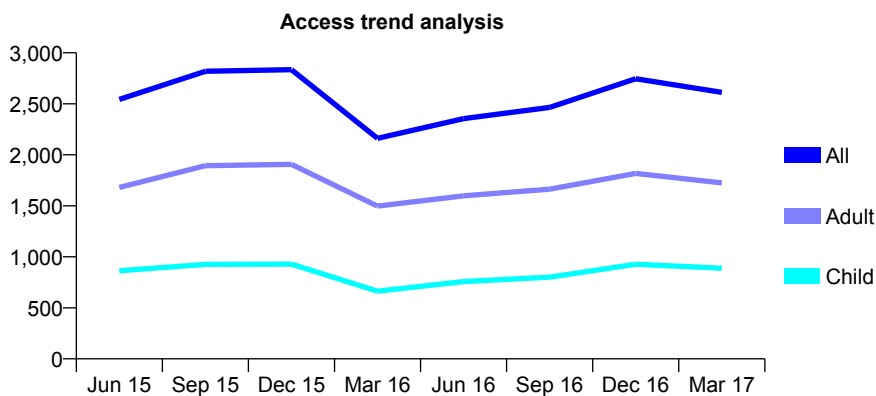
Q46 - Vital Signs At a Glance Contract Report for 191809/0003 - Year end March 2017

Name or company name	Swinton Practice Ltd
Contract type name	GDS Contract
Purpose of contract	General
Contract start date	01/07/2010
Contract end date	

16/17 Contracted general activity (UDA)	7,840
Carry forward general activity (UDA)	194
16/17 Contracted orthodontic activity (UOA)	0
Carry forward orthodontic activity (UOA)	0
Baseline contract value	£165,824.81

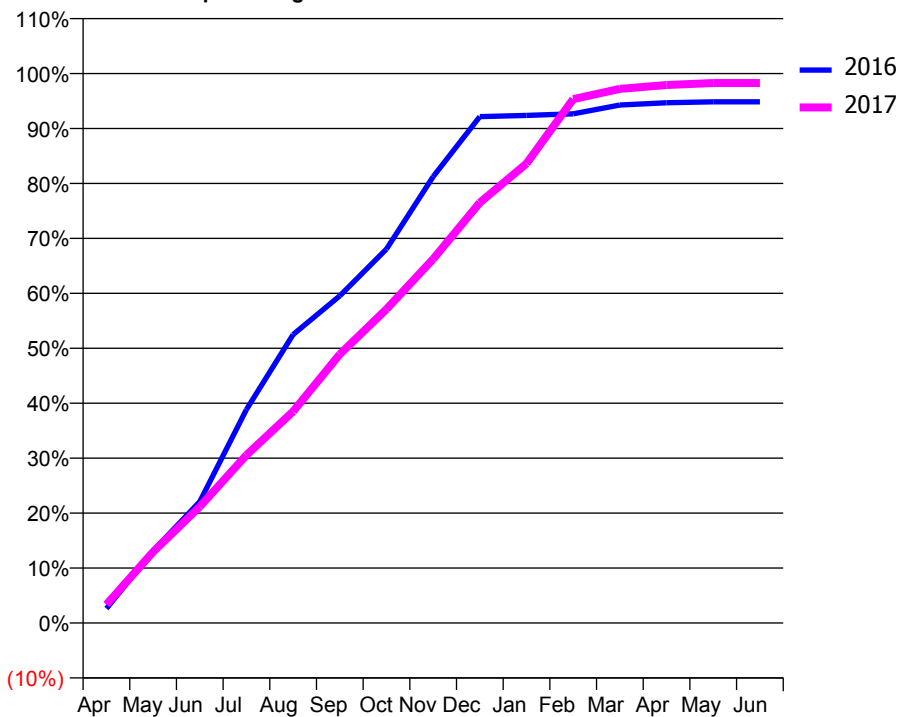
ACCESS*

Patients seen in 24 months	Total	Change since previous quarter
Quarter ending March 2016	2,162	
Quarter ending June 2016	2,355	↑
Quarter ending September 2016	2,465	↑
Quarter ending December 2016	2,746	↑
Quarter ending March 2017	2,613	↓
Variance since March 2016	20.9%	↑



ACTIVITY

Cumulative percentage of contracted UDA delivered 2016 & 2017



Month	Adjusted Scheduled Activity (UDA)	
	2016	2017
April	206	264
May	1,030	1,015
June	1,732	1,660
July	3,046	2,396
August	4,117	3,018
September	4,669	3,835
October	5,335	4,477
November	6,369	5,192
December	7,225	5,998
January	7,241	6,555
February	7,265	7,473
March	7,390	7,620
April	7,423	7,675
May	7,435	7,705
June	7,435	7,705

QUALITY

	Quantity	Base Number	Contract	AT	Region	England
% of FP17s for the same patient ID Re-attending within 3 months - Children	72	1,135	6.3%	12.9%	13.3%	12.3%
% of FP17s for the same patient ID Re-attending within 3 months - Adults	138	2,103	6.6%	17.6%	17.3%	16.7%
% of FP17s for the same patient ID Re-attending between 3 & 9 months - Children	286	1,135	25.2%	56.2%	58.9%	57.6%
% of FP17s for the same patient ID Re-attending between 3 & 9 months - Adults	577	2,103	27.4%	49.9%	52.2%	50.1%
% of FP17s for Band 1 Urgent Courses	248	3,226	7.7%	10.4%	9.2%	9.1%
% of FP17s Relating to Free Repair or Replacements	8	3,226	0.2%	0.9%	1.0%	0.8%
% of FP17s Relating to Continuations	8	3,226	0.2%	1.3%	1.4%	1.2%
% of Patients satisfied with the dentistry they have received	3	3	N/A	92.1%	93.1%	92.8%
% of Patients satisfied with the time they had to wait for an appointment	3	3	N/A	88.1%	89.5%	88.7%

* This is based on patients treated on this contract for their most recent course of treatment. Figures in italics indicate the base number of FP17s or Patient Questionnaire responses are less than 100. N/A is shown where the base number of responses is less than 10 during the period. % is calculated as Quantity/Base number*100

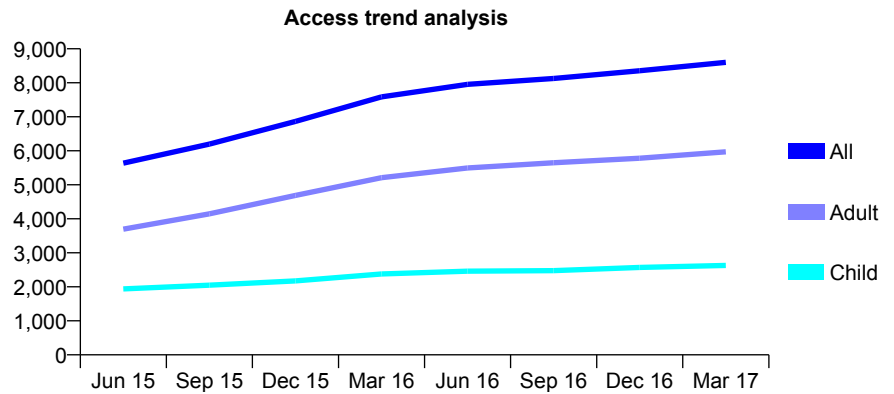
Q46 - Vital Signs At a Glance Contract Report for 192007/0001 - Year end March 2017

Name or company name	M60 Dental Care, Mrs D Doyle
Contract type name	GDS Contract
Purpose of contract	General
Contract start date	01/10/2014
Contract end date	

16/17 Contracted general activity (UDA)	24,397
Carry forward general activity (UDA)	981
16/17 Contracted orthodontic activity (UOA)	0
Carry forward orthodontic activity (UOA)	0
Baseline contract value	£657,210.47

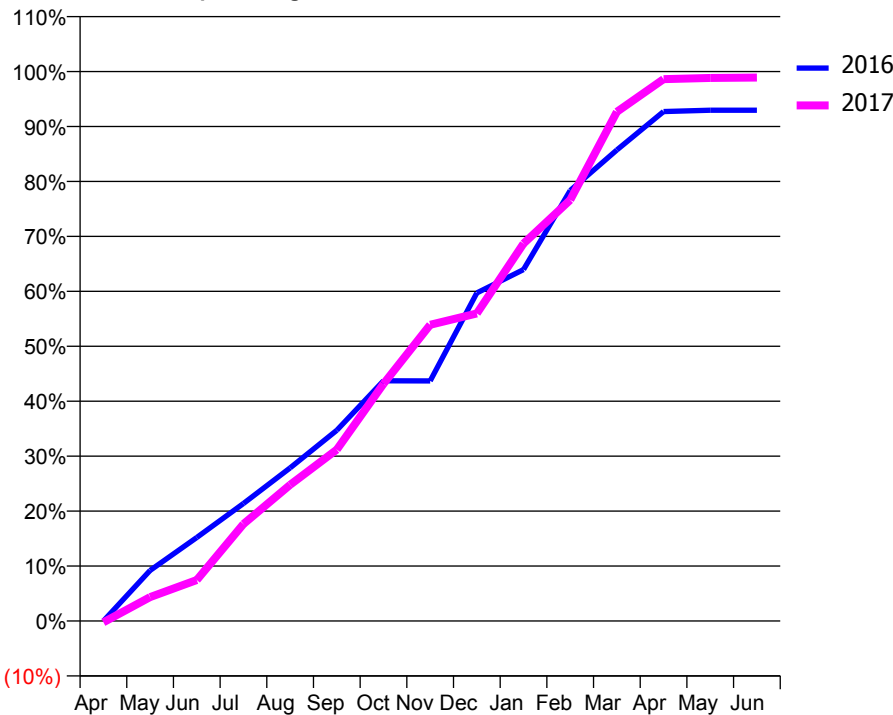
ACCESS*

Patients seen in 24 months	Total	Change since previous quarter
Quarter ending March 2016	7,586	
Quarter ending June 2016	7,956	↑
Quarter ending September 2016	8,127	↑
Quarter ending December 2016	8,354	↑
Quarter ending March 2017	8,600	↑
Variance since March 2016	13.4%	↑



ACTIVITY

Cumulative percentage of contracted UDA delivered 2016 & 2017



Month	Adjusted Scheduled Activity (UDA)	
	2016	2017
April	-2	-63
May	2,245	1,063
June	3,707	1,819
July	5,219	4,306
August	6,802	6,049
September	8,469	7,611
October	10,664	10,529
November	10,658	13,152
December	14,566	13,653
January	15,601	16,757
February	19,112	18,693
March	20,916	22,604
April	22,616	24,060
May	22,680	24,111
June	22,680	24,128

QUALITY

	Quantity	Base Number	Contract	AT	Region	England
% of FP17s for the same patient ID Re-attending within 3 months - Children	423	4,257	9.9%	12.9%	13.3%	12.3%
% of FP17s for the same patient ID Re-attending within 3 months - Adults	1,167	8,191	14.2%	17.6%	17.3%	16.7%
% of FP17s for the same patient ID Re-attending between 3 & 9 months - Children	2,458	4,257	57.7%	56.2%	58.9%	57.6%
% of FP17s for the same patient ID Re-attending between 3 & 9 months - Adults	3,567	8,191	43.5%	49.9%	52.2%	50.1%
% of FP17s for Band 1 Urgent Courses	1,024	12,256	8.4%	10.4%	9.2%	9.1%
% of FP17s Relating to Free Repair or Replacements	41	12,256	0.3%	0.9%	1.0%	0.8%
% of FP17s Relating to Continuations	216	12,256	1.8%	1.3%	1.4%	1.2%
% of Patients satisfied with the dentistry they have received	34	38	89.5%	92.1%	93.1%	92.8%
% of Patients satisfied with the time they had to wait for an appointment	33	38	86.8%	88.1%	89.5%	88.7%

* This is based on patients treated on this contract for their most recent course of treatment. Figures in italics indicate the base number of FP17s or Patient Questionnaire responses are less than 100. N/A is shown where the base number of responses is less than 10 during the period. % is calculated as Quantity/Base number*100

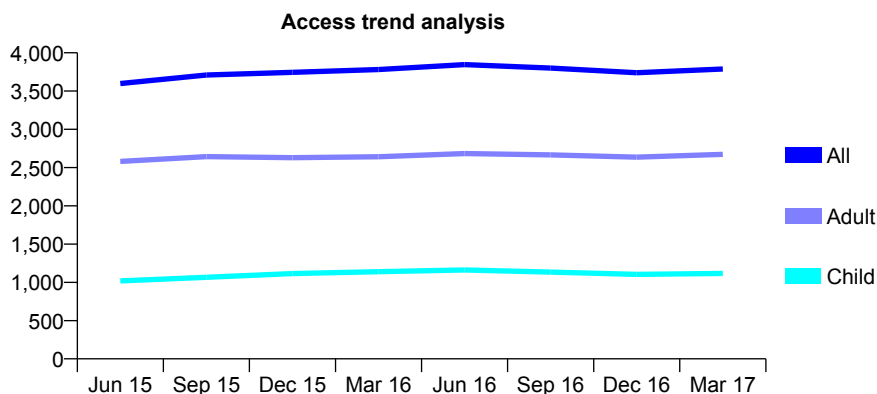
Q46 - Vital Signs At a Glance Contract Report for 193453/0001 - Year end March 2017

Name or company name	ICS Dental Ltd
Contract type name	GDS Contract
Purpose of contract	General
Contract start date	01/12/2013
Contract end date	

16/17 Contracted general activity (UDA)	8,496
Carry forward general activity (UDA)	-41
16/17 Contracted orthodontic activity (UOA)	0
Carry forward orthodontic activity (UOA)	0
Baseline contract value	£221,337.30

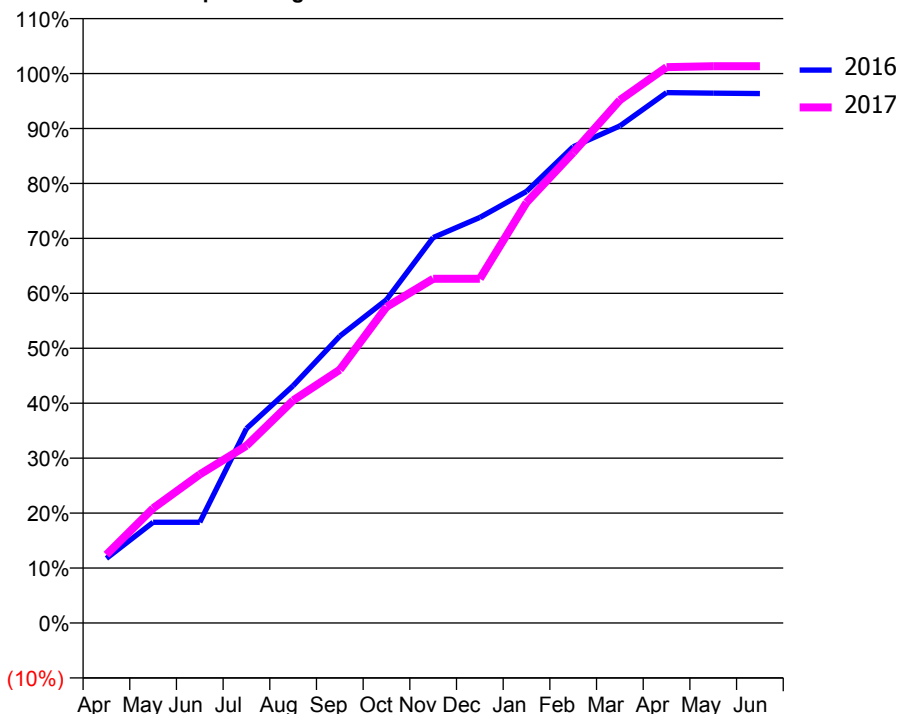
ACCESS*

Patients seen in 24 months	Total	Change since previous quarter
Quarter ending March 2016	3,781	
Quarter ending June 2016	3,846	→
Quarter ending September 2016	3,800	↓
Quarter ending December 2016	3,740	↓
Quarter ending March 2017	3,789	→
Variance since March 2016	0.2%	→



ACTIVITY

Cumulative percentage of contracted UDA delivered 2016 & 2017



Adjusted Scheduled Activity (UDA)

Month	2016	2017
April	997	1,057
May	1,553	1,774
June	1,553	2,298
July	3,001	2,742
August	3,659	3,442
September	4,425	3,916
October	4,986	4,888
November	5,945	5,323
December	6,257	5,323
January	6,657	6,502
February	7,346	7,272
March	7,666	8,085
April	8,182	8,594
May	8,174	8,609
June	8,168	8,609

QUALITY

	Quantity	Base Number	Contract	AT	Region	England
% of FP17s for the same patient ID Re-attending within 3 months - Children	175	1,903	9.2%	12.9%	13.3%	12.3%
% of FP17s for the same patient ID Re-attending within 3 months - Adults	470	3,409	13.8%	17.6%	17.3%	16.7%
% of FP17s for the same patient ID Re-attending between 3 & 9 months - Children	1,162	1,903	61.1%	56.2%	58.9%	57.6%
% of FP17s for the same patient ID Re-attending between 3 & 9 months - Adults	1,349	3,409	39.6%	49.9%	52.2%	50.1%
% of FP17s for Band 1 Urgent Courses	318	4,400	7.2%	10.4%	9.2%	9.1%
% of FP17s Relating to Free Repair or Replacements	20	4,400	0.5%	0.9%	1.0%	0.8%
% of FP17s Relating to Continuations	15	4,400	0.3%	1.3%	1.4%	1.2%
% of Patients satisfied with the dentistry they have received	0	0	N/A	92.1%	93.1%	92.8%
% of Patients satisfied with the time they had to wait for an appointment	0	0	N/A	88.1%	89.5%	88.7%

* This is based on patients treated on this contract for their most recent course of treatment. Figures in italics indicate the base number of FP17s or Patient Questionnaire responses are less than 100. N/A is shown where the base number of responses is less than 10 during the period. % is calculated as Quantity/Base number*100

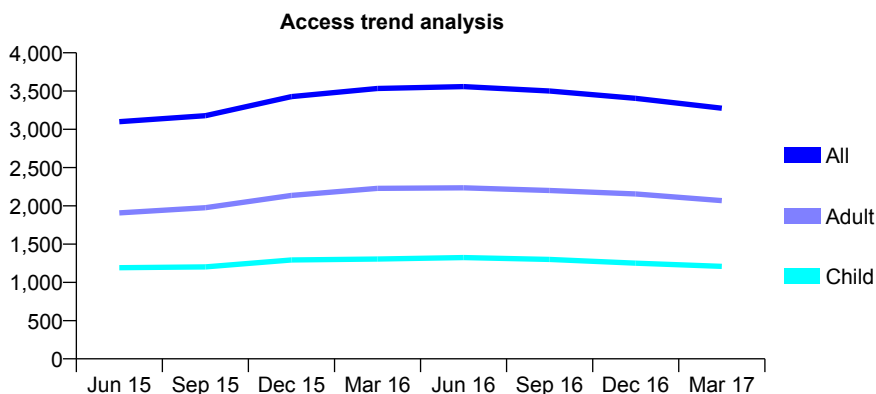
Q46 - Vital Signs At a Glance Contract Report for 194093/0001 - Year end March 2017

Name or company name	Ravat and Ray Dental Care (Fitton Hill) Ltd
Contract type name	GDS Contract
Purpose of contract	General
Contract start date	01/10/2013
Contract end date	

16/17 Contracted general activity (UDA)	10,000
Carry forward general activity (UDA)	-200
16/17 Contracted orthodontic activity (UOA)	0
Carry forward orthodontic activity (UOA)	0
Baseline contract value	£300,297.30

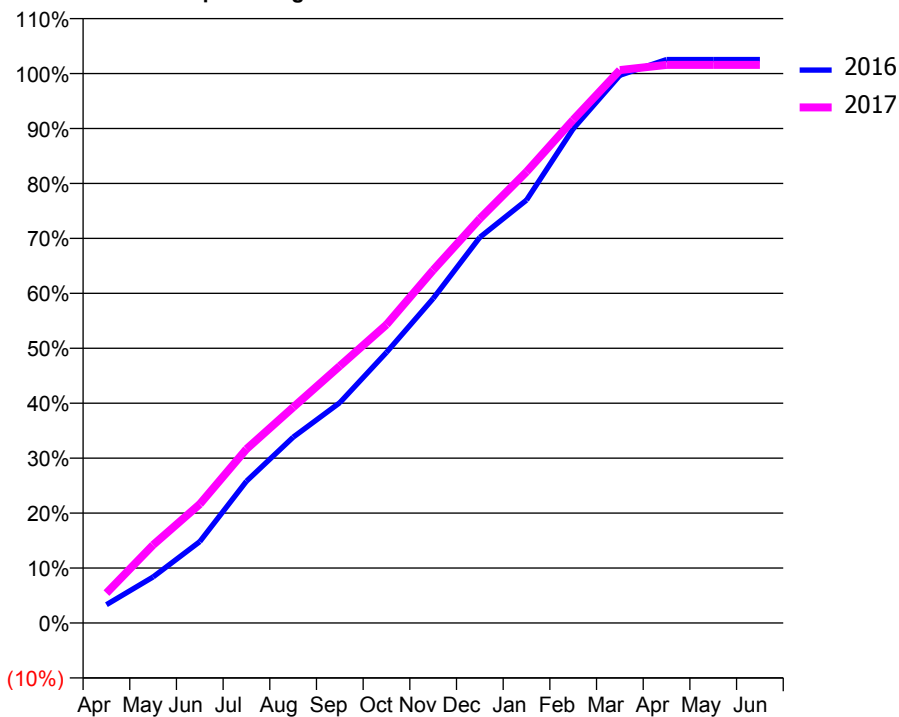
ACCESS*

Patients seen in 24 months	Total	Change since previous quarter
Quarter ending March 2016	3,533	
Quarter ending June 2016	3,559	→
Quarter ending September 2016	3,500	↓
Quarter ending December 2016	3,405	↓
Quarter ending March 2017	3,276	↓
Variance since March 2016	(7.3%)	↓



ACTIVITY

Cumulative percentage of contracted UDA delivered 2016 & 2017



Month	Adjusted Scheduled Activity (UDA)	
	2016	2017
April	334	545
May	839	1,421
June	1,482	2,162
July	2,581	3,167
August	3,381	3,926
September	4,010	4,678
October	4,924	5,431
November	5,905	6,421
December	7,020	7,359
January	7,696	8,212
February	8,995	9,156
March	9,967	10,062
April	10,254	10,156
May	10,253	10,157
June	10,253	10,157

QUALITY

	Quantity	Base Number	Contract	AT	Region	England
% of FP17s for the same patient ID Re-attending within 3 months - Children	227	1,785	12.7%	12.9%	13.3%	12.3%
% of FP17s for the same patient ID Re-attending within 3 months - Adults	716	3,112	23.0%	17.6%	17.3%	16.7%
% of FP17s for the same patient ID Re-attending between 3 & 9 months - Children	1,085	1,785	60.8%	56.2%	58.9%	57.6%
% of FP17s for the same patient ID Re-attending between 3 & 9 months - Adults	1,718	3,112	55.2%	49.9%	52.2%	50.1%
% of FP17s for Band 1 Urgent Courses	677	4,779	14.2%	10.4%	9.2%	9.1%
% of FP17s Relating to Free Repair or Replacements	28	4,779	0.6%	0.9%	1.0%	0.8%
% of FP17s Relating to Continuations	12	4,779	0.3%	1.3%	1.4%	1.2%
% of Patients satisfied with the dentistry they have received	1	1	N/A	92.1%	93.1%	92.8%
% of Patients satisfied with the time they had to wait for an appointment	1	1	N/A	88.1%	89.5%	88.7%

* This is based on patients treated on this contract for their most recent course of treatment. Figures in italics indicate the base number of FP17s or Patient Questionnaire responses are less than 100. N/A is shown where the base number of responses is less than 10 during the period. % is calculated as Quantity/Base number*100

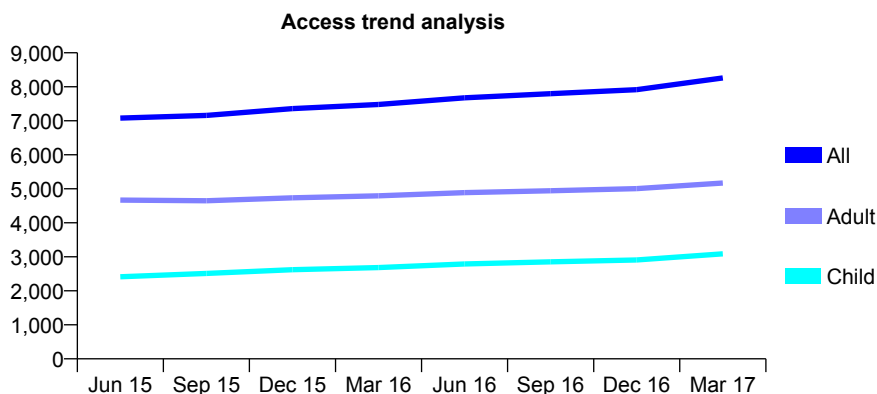
Q46 - Vital Signs At a Glance Contract Report for 194875/0001 - Year end March 2017

Name or company name	Park House Dental Practice
Contract type name	GDS Contract
Purpose of contract	General
Contract start date	01/09/2012
Contract end date	

16/17 Contracted general activity (UDA)	24,208
Carry forward general activity (UDA)	647
16/17 Contracted orthodontic activity (UOA)	0
Carry forward orthodontic activity (UOA)	0
Baseline contract value	£717,619.21

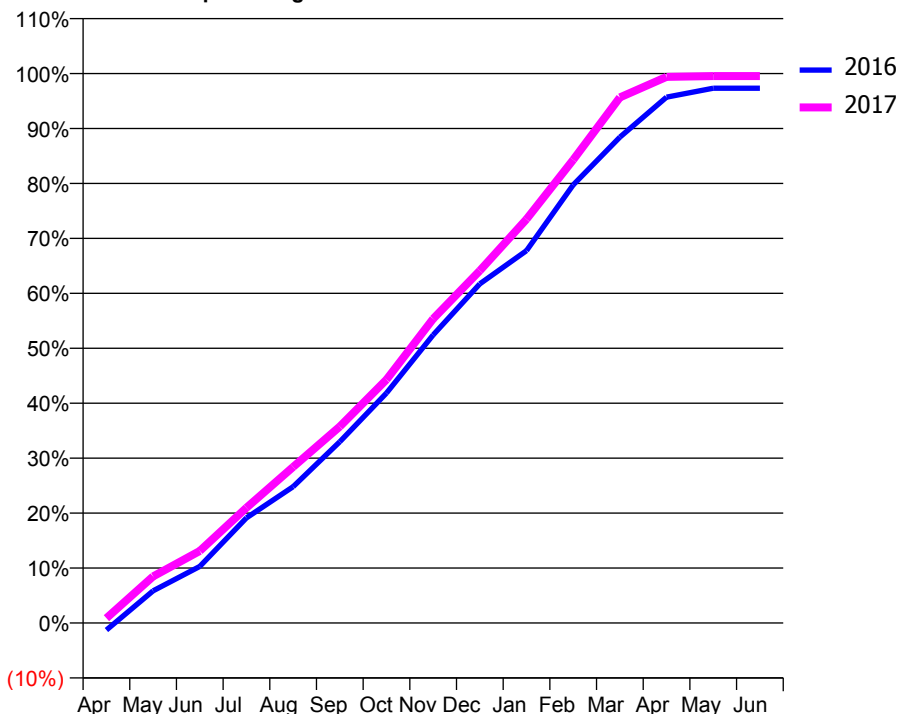
ACCESS*

Patients seen in 24 months	Total	Change since previous quarter
Quarter ending March 2016	7,480	
Quarter ending June 2016	7,678	↑
Quarter ending September 2016	7,797	→
Quarter ending December 2016	7,915	→
Quarter ending March 2017	8,259	↑
Variance since March 2016	10.4%	↑



ACTIVITY

Cumulative percentage of contracted UDA delivered 2016 & 2017



Adjusted Scheduled Activity (UDA)

Month	2016	2017
April	-314	217
May	1,420	2,052
June	2,494	3,174
July	4,632	5,078
August	6,004	6,876
September	7,985	8,656
October	10,128	10,723
November	12,693	13,404
December	14,940	15,525
January	16,403	17,793
February	19,300	20,404
March	21,402	23,154
April	23,168	24,056
May	23,561	24,092
June	23,561	24,094

QUALITY

	Quantity	Base Number	Contract	AT	Region	England
% of FP17s for the same patient ID Re-attending within 3 months - Children	572	4,817	11.9%	12.9%	13.3%	12.3%
% of FP17s for the same patient ID Re-attending within 3 months - Adults	1,203	6,602	18.2%	17.6%	17.3%	16.7%
% of FP17s for the same patient ID Re-attending between 3 & 9 months - Children	2,388	4,817	49.6%	56.2%	58.9%	57.6%
% of FP17s for the same patient ID Re-attending between 3 & 9 months - Adults	2,417	6,602	36.6%	49.9%	52.2%	50.1%
% of FP17s for Band 1 Urgent Courses	1,173	10,911	10.8%	10.4%	9.2%	9.1%
% of FP17s Relating to Free Repair or Replacements	25	10,911	0.2%	0.9%	1.0%	0.8%
% of FP17s Relating to Continuations	116	10,911	1.1%	1.3%	1.4%	1.2%
% of Patients satisfied with the dentistry they have received	4	5	N/A	92.1%	93.1%	92.8%
% of Patients satisfied with the time they had to wait for an appointment	4	5	N/A	88.1%	89.5%	88.7%

* This is based on patients treated on this contract for their most recent course of treatment. Figures in italics indicate the base number of FP17s or Patient Questionnaire responses are less than 100. N/A is shown where the base number of responses is less than 10 during the period. % is calculated as Quantity/Base number*100

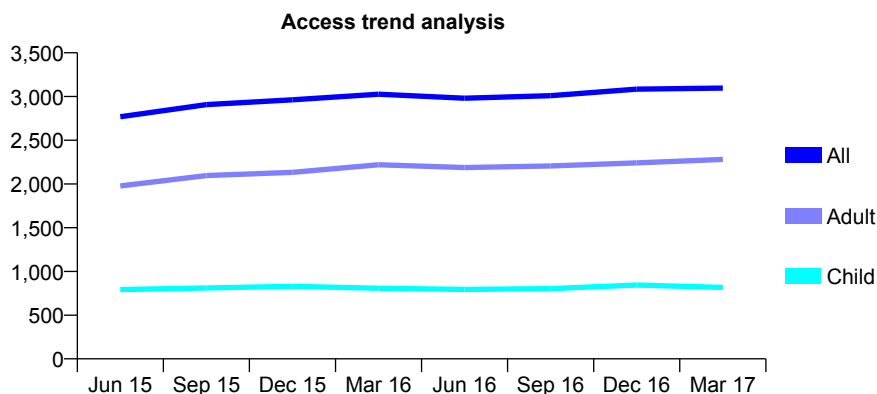
Q46 - Vital Signs At a Glance Contract Report for 194964/0001 - Year end March 2017

Name or company name	Atherton Dental Centre
Contract type name	GDS Contract
Purpose of contract	General
Contract start date	01/11/2013
Contract end date	

16/17 Contracted general activity (UDA)	8,583
Carry forward general activity (UDA)	-109
16/17 Contracted orthodontic activity (UOA)	0
Carry forward orthodontic activity (UOA)	0
Baseline contract value	£245,817.41

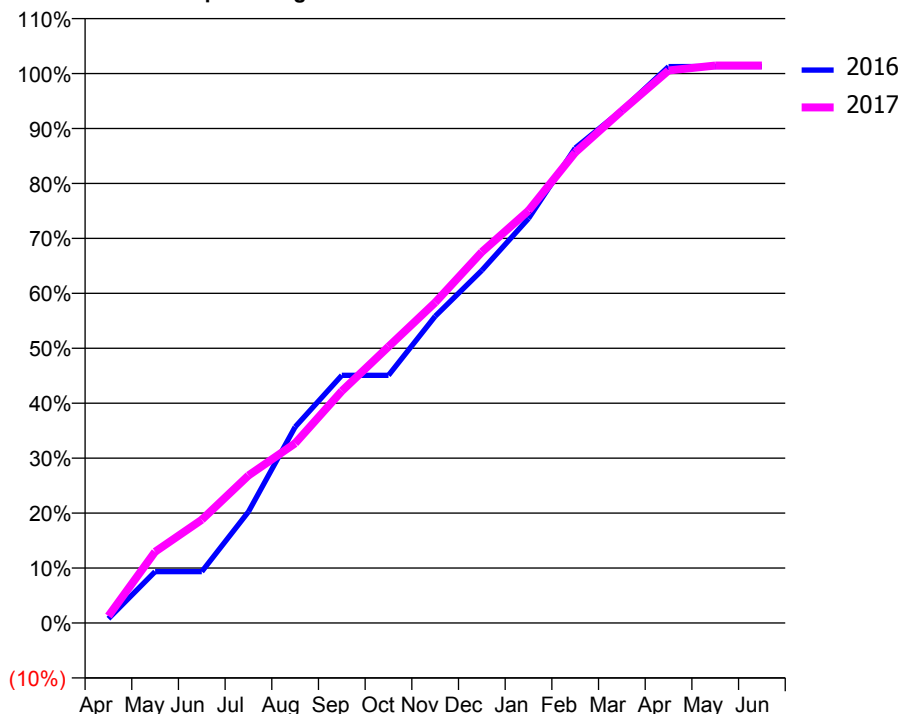
ACCESS*

Patients seen in 24 months	Total	Change since previous quarter
Quarter ending March 2016	3,027	
Quarter ending June 2016	2,981	↓
Quarter ending September 2016	3,009	→
Quarter ending December 2016	3,085	↑
Quarter ending March 2017	3,097	→
Variance since March 2016	2.3%	↑



ACTIVITY

Cumulative percentage of contracted UDA delivered 2016 & 2017



Month	Adjusted Scheduled Activity (UDA)	
	2016	2017
April	67	109
May	802	1,114
June	802	1,614
July	1,737	2,304
August	3,062	2,806
September	3,869	3,623
October	3,869	4,317
November	4,792	5,005
December	5,508	5,795
January	6,317	6,442
February	7,419	7,350
March	8,012	8,001
April	8,691	8,629
May	8,692	8,706
June	8,692	8,706

QUALITY

	Quantity	Base Number	Contract	AT	Region	England
% of FP17s for the same patient ID Re-attending within 3 months - Children	101	1,064	9.5%	12.9%	13.3%	12.3%
% of FP17s for the same patient ID Re-attending within 3 months - Adults	497	2,785	17.8%	17.6%	17.3%	16.7%
% of FP17s for the same patient ID Re-attending between 3 & 9 months - Children	511	1,064	48.0%	56.2%	58.9%	57.6%
% of FP17s for the same patient ID Re-attending between 3 & 9 months - Adults	1,006	2,785	36.1%	49.9%	52.2%	50.1%
% of FP17s for Band 1 Urgent Courses	732	3,870	18.9%	10.4%	9.2%	9.1%
% of FP17s Relating to Free Repair or Replacements	13	3,870	0.3%	0.9%	1.0%	0.8%
% of FP17s Relating to Continuations	77	3,870	2.0%	1.3%	1.4%	1.2%
% of Patients satisfied with the dentistry they have received	0	0	N/A	92.1%	93.1%	92.8%
% of Patients satisfied with the time they had to wait for an appointment	0	0	N/A	88.1%	89.5%	88.7%

* This is based on patients treated on this contract for their most recent course of treatment. Figures in italics indicate the base number of FP17s or Patient Questionnaire responses are less than 100. N/A is shown where the base number of responses is less than 10 during the period. % is calculated as Quantity/Base number*100

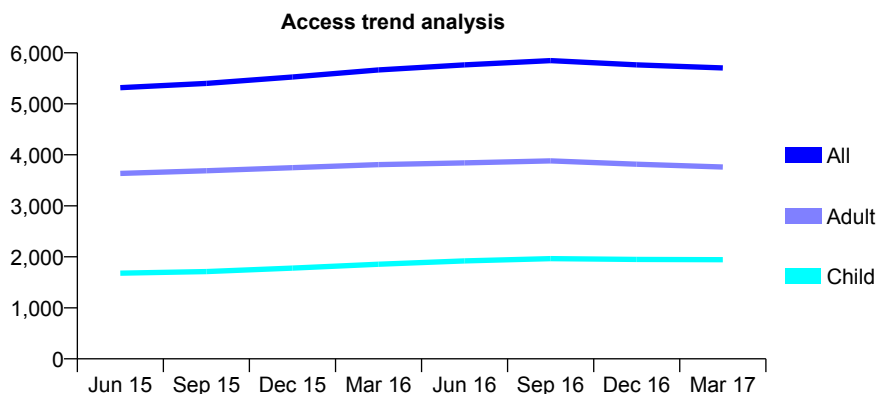
Q46 - Vital Signs At a Glance Contract Report for 195839/0004 - Year end March 2017

Name or company name	Derby St Dentist Ltd
Contract type name	GDS Contract
Purpose of contract	General
Contract start date	01/07/2013
Contract end date	

16/17 Contracted general activity (UDA)	18,333
Carry forward general activity (UDA)	-242
16/17 Contracted orthodontic activity (UOA)	0
Carry forward orthodontic activity (UOA)	0
Baseline contract value	£459,970.40

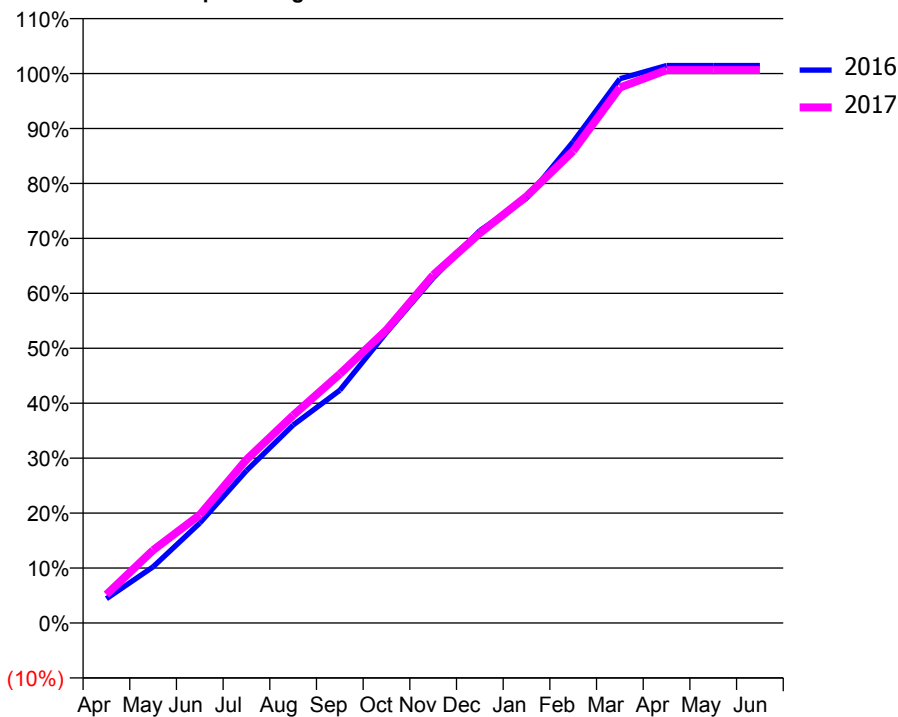
ACCESS*

Patients seen in 24 months	Total	Change since previous quarter
Quarter ending March 2016	5,664	
Quarter ending June 2016	5,763	→
Quarter ending September 2016	5,848	→
Quarter ending December 2016	5,764	↓
Quarter ending March 2017	5,703	↓
Variance since March 2016	0.7%	→



ACTIVITY

Cumulative percentage of contracted UDA delivered 2016 & 2017



Month	Adjusted Scheduled Activity (UDA)	
	2016	2017
April	819	950
May	1,893	2,431
June	3,366	3,609
July	5,130	5,454
August	6,669	6,927
September	7,841	8,309
October	9,787	9,781
November	11,621	11,607
December	13,216	13,008
January	14,309	14,235
February	16,211	15,751
March	18,332	17,862
April	18,778	18,446
May	18,778	18,446
June	18,775	18,446

QUALITY

	Quantity	Base Number	Contract	AT	Region	England
% of FP17s for the same patient ID Re-attending within 3 months - Children	107	3,296	3.2%	12.9%	13.3%	12.3%
% of FP17s for the same patient ID Re-attending within 3 months - Adults	498	5,539	9.0%	17.6%	17.3%	16.7%
% of FP17s for the same patient ID Re-attending between 3 & 9 months - Children	2,420	3,296	73.4%	56.2%	58.9%	57.6%
% of FP17s for the same patient ID Re-attending between 3 & 9 months - Adults	3,534	5,539	63.8%	49.9%	52.2%	50.1%
% of FP17s for Band 1 Urgent Courses	549	8,790	6.2%	10.4%	9.2%	9.1%
% of FP17s Relating to Free Repair or Replacements	19	8,790	0.2%	0.9%	1.0%	0.8%
% of FP17s Relating to Continuations	43	8,790	0.5%	1.3%	1.4%	1.2%
% of Patients satisfied with the dentistry they have received	3	3	N/A	92.1%	93.1%	92.8%
% of Patients satisfied with the time they had to wait for an appointment	3	3	N/A	88.1%	89.5%	88.7%

* This is based on patients treated on this contract for their most recent course of treatment. Figures in italics indicate the base number of FP17s or Patient Questionnaire responses are less than 100. N/A is shown where the base number of responses is less than 10 during the period. % is calculated as Quantity/Base number*100

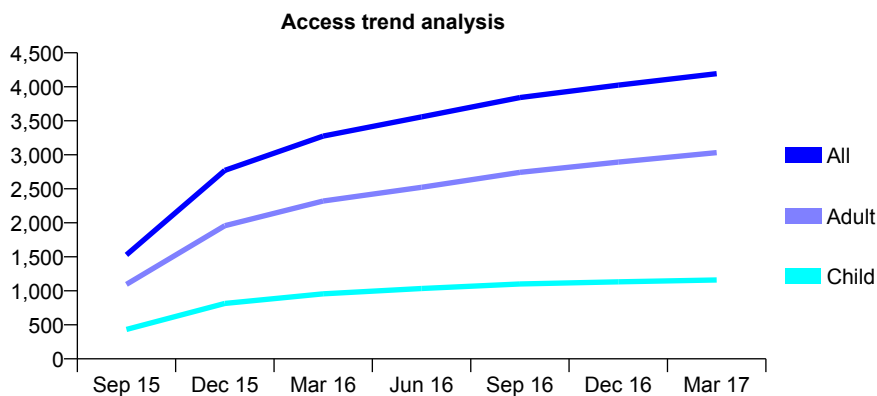
Q46 - Vital Signs At a Glance Contract Report for 197858/0001 - Year end March 2017

Name or company name	Ram Dental Ltd
Contract type name	GDS Contract
Purpose of contract	General
Contract start date	01/07/2015
Contract end date	

16/17 Contracted general activity (UDA)	15,554
Carry forward general activity (UDA)	-311
16/17 Contracted orthodontic activity (UOA)	0
Carry forward orthodontic activity (UOA)	0
Baseline contract value	£473,122.25

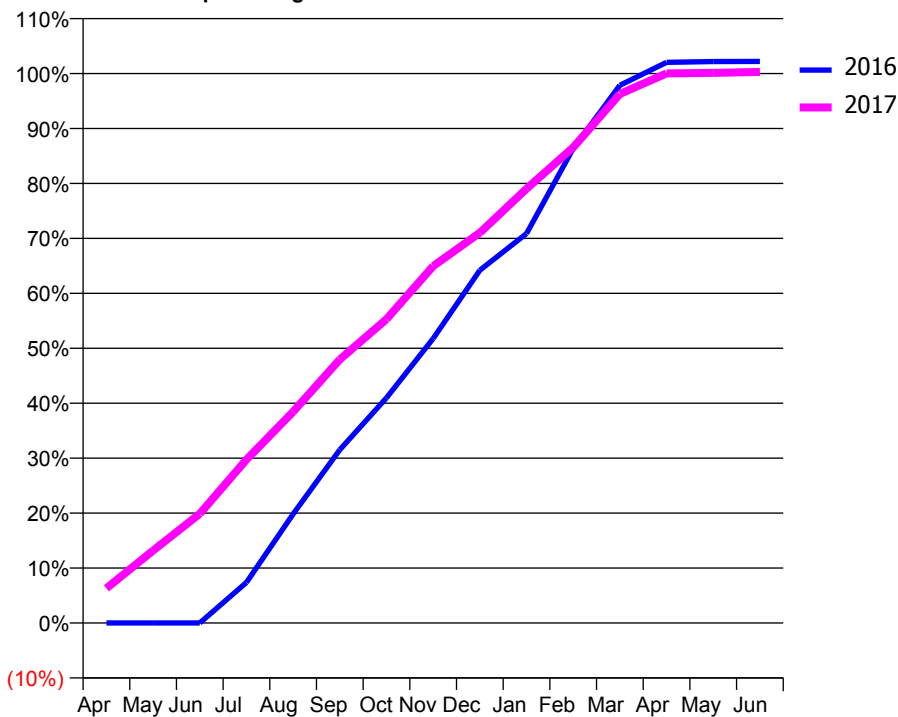
ACCESS*

Patients seen in 24 months	Total	Change since previous quarter
Quarter ending March 2016	3,276	
Quarter ending June 2016	3,557	↑
Quarter ending September 2016	3,843	↑
Quarter ending December 2016	4,025	↑
Quarter ending March 2017	4,193	↑
Variance since March 2016	28.0%	↑



ACTIVITY

Cumulative percentage of contracted UDA delivered 2016 & 2017



Month	Adjusted Scheduled Activity (UDA)	
	2016	2017
April	0	984
May	0	2,053
June	0	3,093
July	863	4,627
August	2,315	5,981
September	3,683	7,460
October	4,784	8,601
November	6,046	10,103
December	7,495	11,046
January	8,276	12,293
February	10,081	13,463
March	11,426	14,976
April	11,913	15,558
May	11,929	15,572
June	11,932	15,599

QUALITY

	Quantity	Base Number	Contract	AT	Region	England
% of FP17s for the same patient ID Re-attending within 3 months - Children	182	2,012	9.0%	12.9%	13.3%	12.3%
% of FP17s for the same patient ID Re-attending within 3 months - Adults	881	4,936	17.8%	17.6%	17.3%	16.7%
% of FP17s for the same patient ID Re-attending between 3 & 9 months - Children	1,364	2,012	67.8%	56.2%	58.9%	57.6%
% of FP17s for the same patient ID Re-attending between 3 & 9 months - Adults	2,902	4,936	58.8%	49.9%	52.2%	50.1%
% of FP17s for Band 1 Urgent Courses	818	6,926	11.8%	10.4%	9.2%	9.1%
% of FP17s Relating to Free Repair or Replacements	21	6,926	0.3%	0.9%	1.0%	0.8%
% of FP17s Relating to Continuations	91	6,926	1.3%	1.3%	1.4%	1.2%
% of Patients satisfied with the dentistry they have received	5	5	N/A	92.1%	93.1%	92.8%
% of Patients satisfied with the time they had to wait for an appointment	4	5	N/A	88.1%	89.5%	88.7%

* This is based on patients treated on this contract for their most recent course of treatment. Figures in italics indicate the base number of FP17s or Patient Questionnaire responses are less than 100. N/A is shown where the base number of responses is less than 10 during the period. % is calculated as Quantity/Base number*100

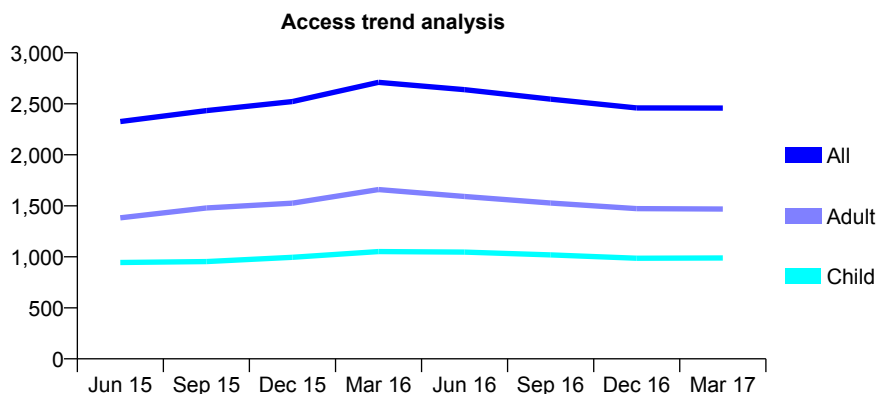
Q46 - Vital Signs At a Glance Contract Report for 198129/0001 - Year end March 2017

Name or company name	Synergy Dental Clinic Bolton Ltd
Contract type name	GDS Contract
Purpose of contract	General
Contract start date	01/09/2013
Contract end date	

16/17 Contracted general activity (UDA)	6,386
Carry forward general activity (UDA)	-118
16/17 Contracted orthodontic activity (UOA)	0
Carry forward orthodontic activity (UOA)	0
Baseline contract value	£144,507.83

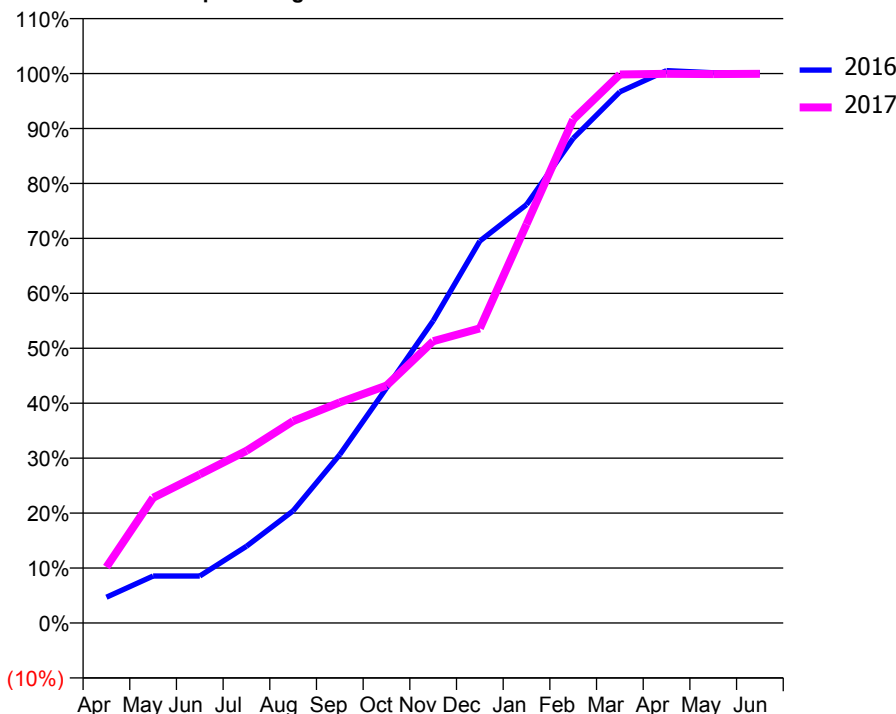
ACCESS*

Patients seen in 24 months	Total	Change since previous quarter
Quarter ending March 2016	2,710	
Quarter ending June 2016	2,639	↓
Quarter ending September 2016	2,546	↓
Quarter ending December 2016	2,459	↓
Quarter ending March 2017	2,458	→
Variance since March 2016	(9.3%)	↓



ACTIVITY

Cumulative percentage of contracted UDA delivered 2016 & 2017



Month	Adjusted Scheduled Activity (UDA)	
	2016	2017
April	300	651
May	545	1,456
June	545	1,728
July	889	2,002
August	1,299	2,348
September	1,951	2,564
October	2,723	2,759
November	3,502	3,275
December	4,425	3,424
January	4,847	4,634
February	5,615	5,851
March	6,155	6,375
April	6,400	6,382
May	6,375	6,379
June	6,375	6,382

QUALITY

	Quantity	Base Number	Contract	AT	Region	England
% of FP17s for the same patient ID Re-attending within 3 months - Children	105	1,341	7.8%	12.9%	13.3%	12.3%
% of FP17s for the same patient ID Re-attending within 3 months - Adults	186	1,519	12.2%	17.6%	17.3%	16.7%
% of FP17s for the same patient ID Re-attending between 3 & 9 months - Children	771	1,341	57.5%	56.2%	58.9%	57.6%
% of FP17s for the same patient ID Re-attending between 3 & 9 months - Adults	698	1,519	46.0%	49.9%	52.2%	50.1%
% of FP17s for Band 1 Urgent Courses	163	2,817	5.8%	10.4%	9.2%	9.1%
% of FP17s Relating to Free Repair or Replacements	8	2,817	0.3%	0.9%	1.0%	0.8%
% of FP17s Relating to Continuations	2	2,817	0.1%	1.3%	1.4%	1.2%
% of Patients satisfied with the dentistry they have received	0	2	N/A	92.1%	93.1%	92.8%
% of Patients satisfied with the time they had to wait for an appointment	1	2	N/A	88.1%	89.5%	88.7%

* This is based on patients treated on this contract for their most recent course of treatment. Figures in italics indicate the base number of FP17s or Patient Questionnaire responses are less than 100. N/A is shown where the base number of responses is less than 10 during the period. % is calculated as Quantity/Base number*100

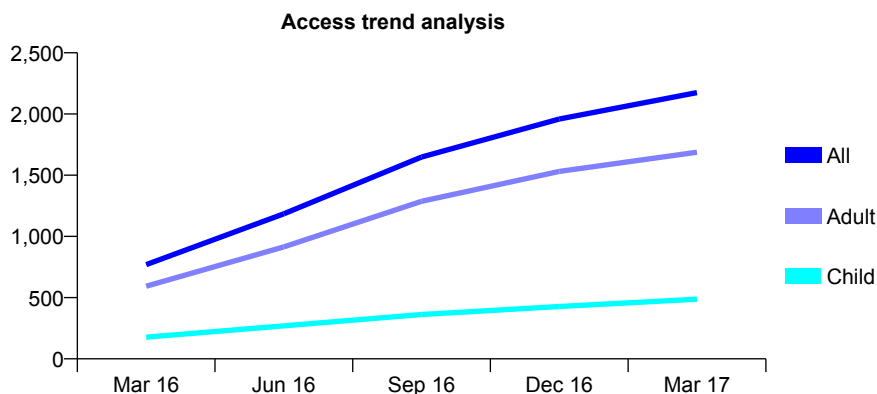
Q46 - Vital Signs At a Glance Contract Report for 198315/0001 - Year end March 2017

Name or company name	Mrs S Riaz
Contract type name	GDS Contract
Purpose of contract	General
Contract start date	18/01/2016
Contract end date	

16/17 Contracted general activity (UDA)	7,201
Carry forward general activity (UDA)	68
16/17 Contracted orthodontic activity (UOA)	0
Carry forward orthodontic activity (UOA)	0
Baseline contract value	£193,064.47

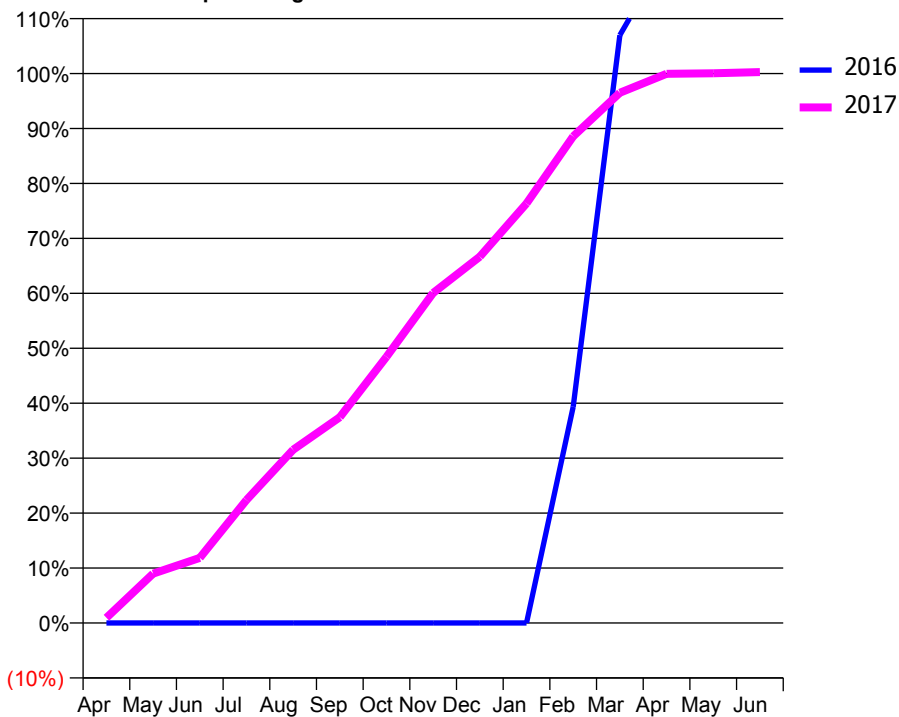
ACCESS*

Patients seen in 24 months	Total	Change since previous quarter
Quarter ending March 2016	770	
Quarter ending June 2016	1,185	↑
Quarter ending September 2016	1,649	↑
Quarter ending December 2016	1,959	↑
Quarter ending March 2017	2,175	↑
Variance since March 2016	182.5%	↑



ACTIVITY

Cumulative percentage of contracted UDA delivered 2016 & 2017



Month	Adjusted Scheduled Activity (UDA)	
	2016	2017
April	0	68
May	0	648
June	0	854
July	0	1,612
August	0	2,272
September	0	2,697
October	0	3,489
November	0	4,326
December	0	4,801
January	0	5,499
February	573	6,378
March	1,558	6,948
April	1,771	7,197
May	1,777	7,204
June	1,777	7,220

QUALITY

	Quantity	Base Number	Contract	AT	Region	England
% of FP17s for the same patient ID Re-attending within 3 months - Children	70	733	9.5%	12.9%	13.3%	12.3%
% of FP17s for the same patient ID Re-attending within 3 months - Adults	310	2,450	12.7%	17.6%	17.3%	16.7%
% of FP17s for the same patient ID Re-attending between 3 & 9 months - Children	218	733	29.7%	56.2%	58.9%	57.6%
% of FP17s for the same patient ID Re-attending between 3 & 9 months - Adults	760	2,450	31.0%	49.9%	52.2%	50.1%
% of FP17s for Band 1 Urgent Courses	136	3,237	4.2%	10.4%	9.2%	9.1%
% of FP17s Relating to Free Repair or Replacements	32	3,237	1.0%	0.9%	1.0%	0.8%
% of FP17s Relating to Continuations	55	3,237	1.7%	1.3%	1.4%	1.2%
% of Patients satisfied with the dentistry they have received	25	27	92.6%	92.1%	93.1%	92.8%
% of Patients satisfied with the time they had to wait for an appointment	25	27	92.6%	88.1%	89.5%	88.7%

* This is based on patients treated on this contract for their most recent course of treatment. Figures in italics indicate the base number of FP17s or Patient Questionnaire responses are less than 100. N/A is shown where the base number of responses is less than 10 during the period. % is calculated as Quantity/Base number*100

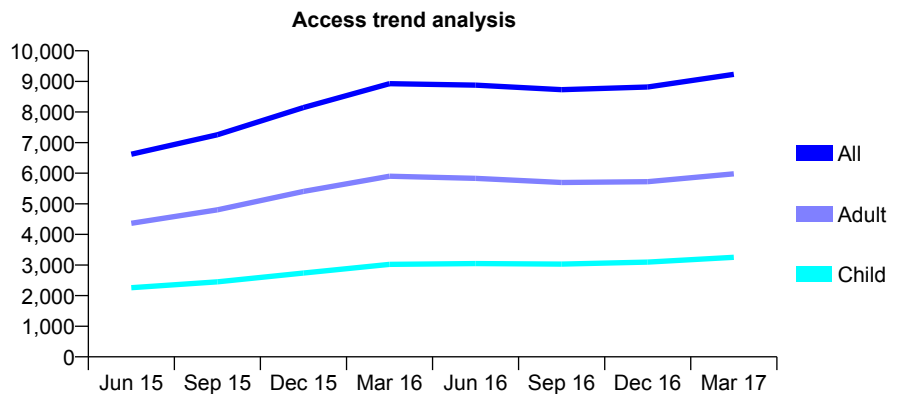
Q46 - Vital Signs At a Glance Contract Report for 198889/0001 - Year end March 2017

Name or company name	Kings Dental Centre
Contract type name	GDS Contract
Purpose of contract	General
Contract start date	15/04/2014
Contract end date	

16/17 Contracted general activity (UDA)	24,916
Carry forward general activity (UDA)	945
16/17 Contracted orthodontic activity (UOA)	0
Carry forward orthodontic activity (UOA)	0
Baseline contract value	£808,896.44

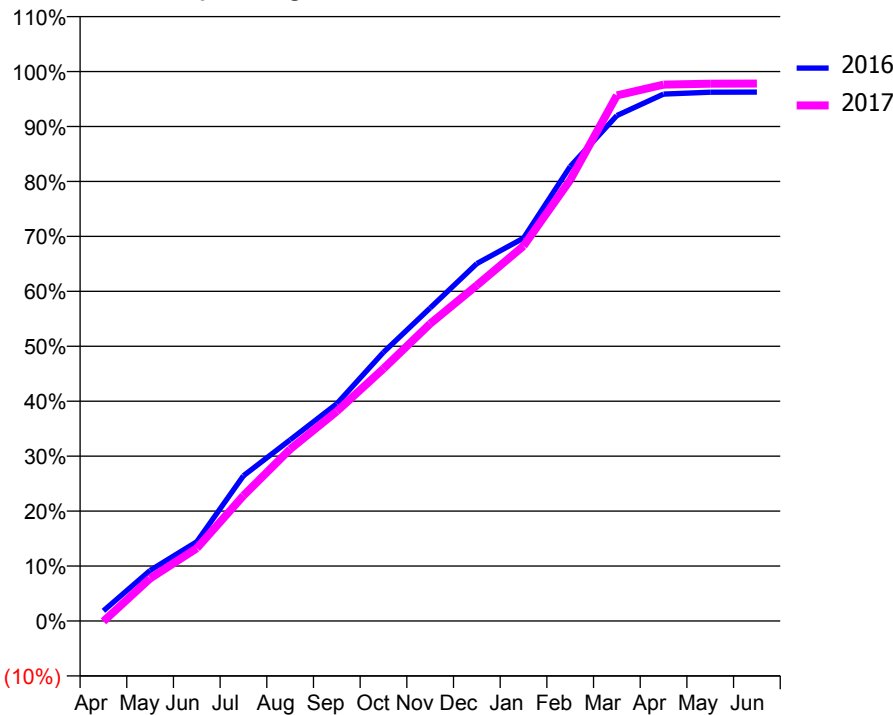
ACCESS*

Patients seen in 24 months	Total	Change since previous quarter
Quarter ending March 2016	8,926	
Quarter ending June 2016	8,878	→
Quarter ending September 2016	8,728	↓
Quarter ending December 2016	8,817	→
Quarter ending March 2017	9,233	↑
Variance since March 2016	3.4%	↑



ACTIVITY

Cumulative percentage of contracted UDA delivered 2016 & 2017



Month	Adjusted Scheduled Activity (UDA)	
	2016	2017
April	467	-22
May	2,319	1,930
June	3,637	3,299
July	6,659	5,688
August	8,308	7,789
September	9,962	9,509
October	12,326	11,442
November	14,353	13,478
December	16,392	15,220
January	17,560	17,005
February	20,844	20,001
March	23,178	23,832
April	24,162	24,321
May	24,245	24,366
June	24,251	24,369

QUALITY

	Quantity	Base Number	Contract	AT	Region	England
% of FP17s for the same patient ID Re-attending within 3 months - Children	400	3,722	10.7%	12.9%	13.3%	12.3%
% of FP17s for the same patient ID Re-attending within 3 months - Adults	1,156	6,419	18.0%	17.6%	17.3%	16.7%
% of FP17s for the same patient ID Re-attending between 3 & 9 months - Children	1,224	3,722	32.9%	56.2%	58.9%	57.6%
% of FP17s for the same patient ID Re-attending between 3 & 9 months - Adults	1,761	6,419	27.4%	49.9%	52.2%	50.1%
% of FP17s for Band 1 Urgent Courses	1,113	9,970	11.2%	10.4%	9.2%	9.1%
% of FP17s Relating to Free Repair or Replacements	85	9,970	0.9%	0.9%	1.0%	0.8%
% of FP17s Relating to Continuations	38	9,970	0.4%	1.3%	1.4%	1.2%
% of Patients satisfied with the dentistry they have received	3	3	N/A	92.1%	93.1%	92.8%
% of Patients satisfied with the time they had to wait for an appointment	3	3	N/A	88.1%	89.5%	88.7%

* This is based on patients treated on this contract for their most recent course of treatment. Figures in italics indicate the base number of FP17s or Patient Questionnaire responses are less than 100. N/A is shown where the base number of responses is less than 10 during the period. % is calculated as Quantity/Base number*100

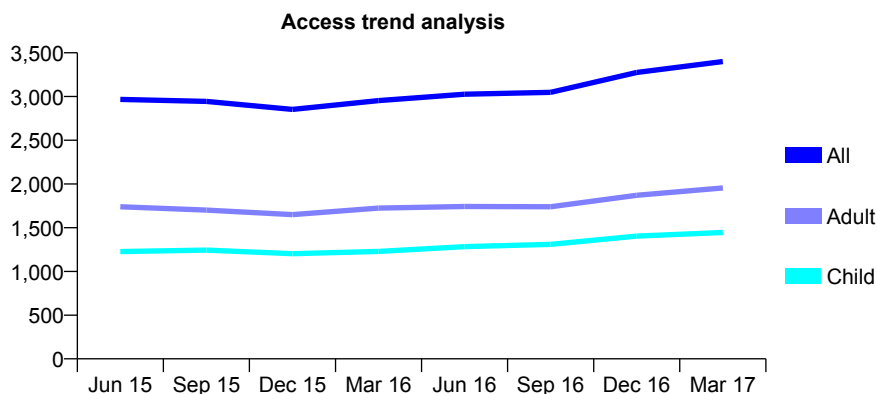
Q46 - Vital Signs At a Glance Contract Report for 199664/0001 - Year end March 2017

Name or company name	Charlestown Dental Practice Ltd
Contract type name	GDS Contract
Purpose of contract	General
Contract start date	01/10/2010
Contract end date	

16/17 Contracted general activity (UDA)	10,000
Carry forward general activity (UDA)	423
16/17 Contracted orthodontic activity (UOA)	0
Carry forward orthodontic activity (UOA)	0
Baseline contract value	£276,360.26

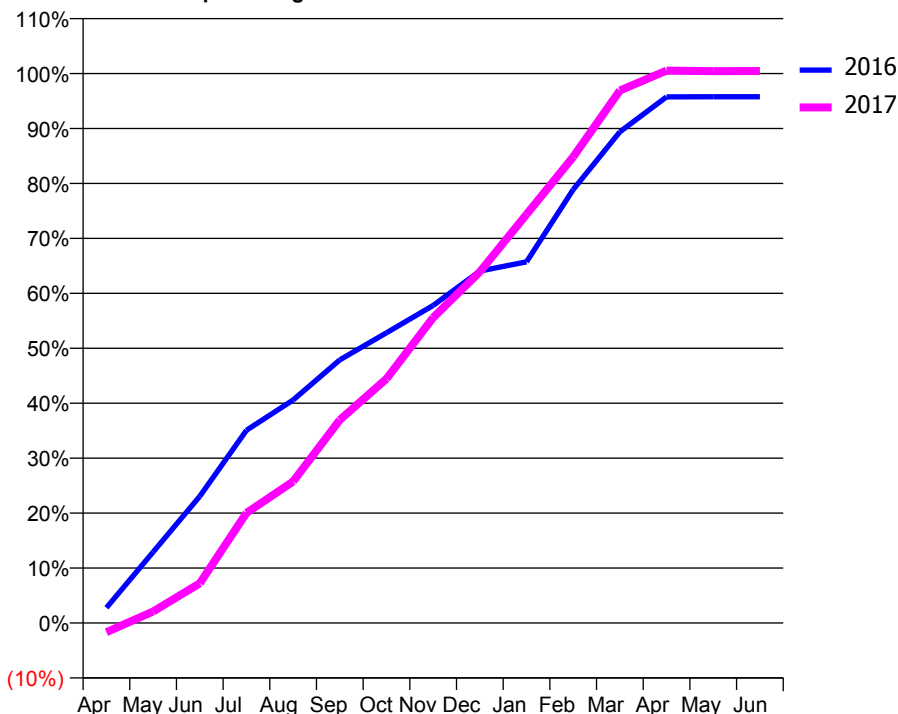
ACCESS*

Patients seen in 24 months	Total	Change since previous quarter
Quarter ending March 2016	2,953	
Quarter ending June 2016	3,027	↑
Quarter ending September 2016	3,048	→
Quarter ending December 2016	3,275	↑
Quarter ending March 2017	3,400	↑
Variance since March 2016	15.1%	↑



ACTIVITY

Cumulative percentage of contracted UDA delivered 2016 & 2017



Adjusted Scheduled Activity (UDA)

Month	2016	2017
April	278	-168
May	1,292	210
June	2,306	722
July	3,507	2,004
August	4,060	2,576
September	4,789	3,697
October	5,282	4,445
November	5,778	5,558
December	6,405	6,390
January	6,573	7,437
February	7,889	8,484
March	8,938	9,692
April	9,575	10,052
May	9,577	10,044
June	9,577	10,045

QUALITY

	Quantity	Base Number	Contract	AT	Region	England
% of FP17s for the same patient ID Re-attending within 3 months - Children	202	2,084	9.7%	12.9%	13.3%	12.3%
% of FP17s for the same patient ID Re-attending within 3 months - Adults	408	2,353	17.3%	17.6%	17.3%	16.7%
% of FP17s for the same patient ID Re-attending between 3 & 9 months - Children	1,003	2,084	48.1%	56.2%	58.9%	57.6%
% of FP17s for the same patient ID Re-attending between 3 & 9 months - Adults	722	2,353	30.7%	49.9%	52.2%	50.1%
% of FP17s for Band 1 Urgent Courses	583	3,546	16.4%	10.4%	9.2%	9.1%
% of FP17s Relating to Free Repair or Replacements	23	3,546	0.6%	0.9%	1.0%	0.8%
% of FP17s Relating to Continuations	15	3,546	0.4%	1.3%	1.4%	1.2%
% of Patients satisfied with the dentistry they have received	2	2	N/A	92.1%	93.1%	92.8%
% of Patients satisfied with the time they had to wait for an appointment	2	2	N/A	88.1%	89.5%	88.7%

* This is based on patients treated on this contract for their most recent course of treatment. Figures in italics indicate the base number of FP17s or Patient Questionnaire responses are less than 100. N/A is shown where the base number of responses is less than 10 during the period. % is calculated as Quantity/Base number*100

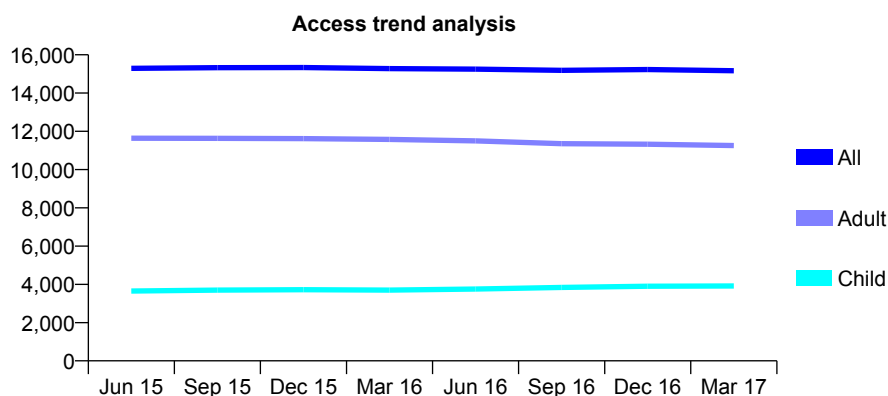
Q46 - Vital Signs At a Glance Contract Report for 199893/0001 - Year end March 2017

Name or company name	Wallace, Thomas, Hobson & Emmett Ltd
Contract type name	GDS Contract
Purpose of contract	General
Contract start date	01/04/2008
Contract end date	

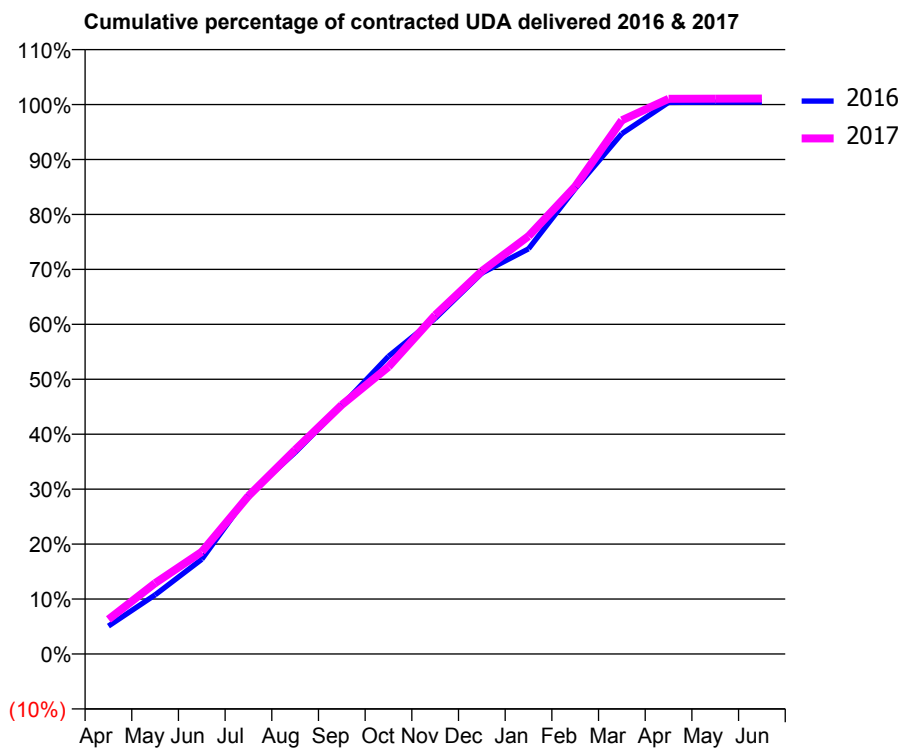
16/17 Contracted general activity (UDA)	43,279
Carry forward general activity (UDA)	-1,057
16/17 Contracted orthodontic activity (UOA)	0
Carry forward orthodontic activity (UOA)	0
Baseline contract value	£1,424,534.58

ACCESS*

Patients seen in 24 months	Total	Change since previous quarter
Quarter ending March 2016	15,278	
Quarter ending June 2016	15,250	→
Quarter ending September 2016	15,189	→
Quarter ending December 2016	15,227	→
Quarter ending March 2017	15,169	→
Variance since March 2016	(0.7%)	→



ACTIVITY



Month	Adjusted Scheduled Activity (UDA)	
	2016	2017
April	2,223	2,723
May	4,706	5,581
June	7,549	8,047
July	12,666	12,447
August	16,053	16,085
September	19,799	19,622
October	23,700	22,617
November	26,718	26,694
December	30,335	30,154
January	32,259	32,914
February	37,055	36,829
March	41,434	42,032
April	43,922	43,731
May	43,941	43,738
June	43,951	43,752

QUALITY

	Quantity	Base Number	Contract	AT	Region	England
% of FP17s for the same patient ID Re-attending within 3 months - Children	667	6,079	11.0%	12.9%	13.3%	12.3%
% of FP17s for the same patient ID Re-attending within 3 months - Adults	2,660	17,390	15.3%	17.6%	17.3%	16.7%
% of FP17s for the same patient ID Re-attending between 3 & 9 months - Children	3,359	6,079	55.3%	56.2%	58.9%	57.6%
% of FP17s for the same patient ID Re-attending between 3 & 9 months - Adults	10,091	17,390	58.0%	49.9%	52.2%	50.1%
% of FP17s for Band 1 Urgent Courses	2,650	23,210	11.4%	10.4%	9.2%	9.1%
% of FP17s Relating to Free Repair or Replacements	176	23,210	0.8%	0.9%	1.0%	0.8%
% of FP17s Relating to Continuations	57	23,210	0.2%	1.3%	1.4%	1.2%
% of Patients satisfied with the dentistry they have received	16	19	84.2%	92.1%	93.1%	92.8%
% of Patients satisfied with the time they had to wait for an appointment	17	19	89.5%	88.1%	89.5%	88.7%

* This is based on patients treated on this contract for their most recent course of treatment. Figures in italics indicate the base number of FP17s or Patient Questionnaire responses are less than 100. N/A is shown where the base number of responses is less than 10 during the period. % is calculated as Quantity/Base number*100

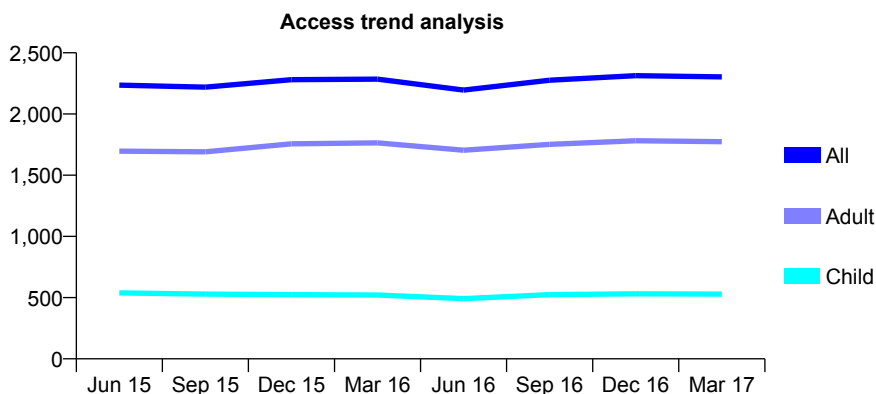
Q46 - Vital Signs At a Glance Contract Report for 213497/0001 - Year end March 2017

Name or company name	MR N LARAH
Contract type name	GDS Contract
Purpose of contract	General
Contract start date	01/04/2006
Contract end date	

16/17 Contracted general activity (UDA)	8,800
Carry forward general activity (UDA)	0
16/17 Contracted orthodontic activity (UOA)	0
Carry forward orthodontic activity (UOA)	0
Baseline contract value	£226,985.64

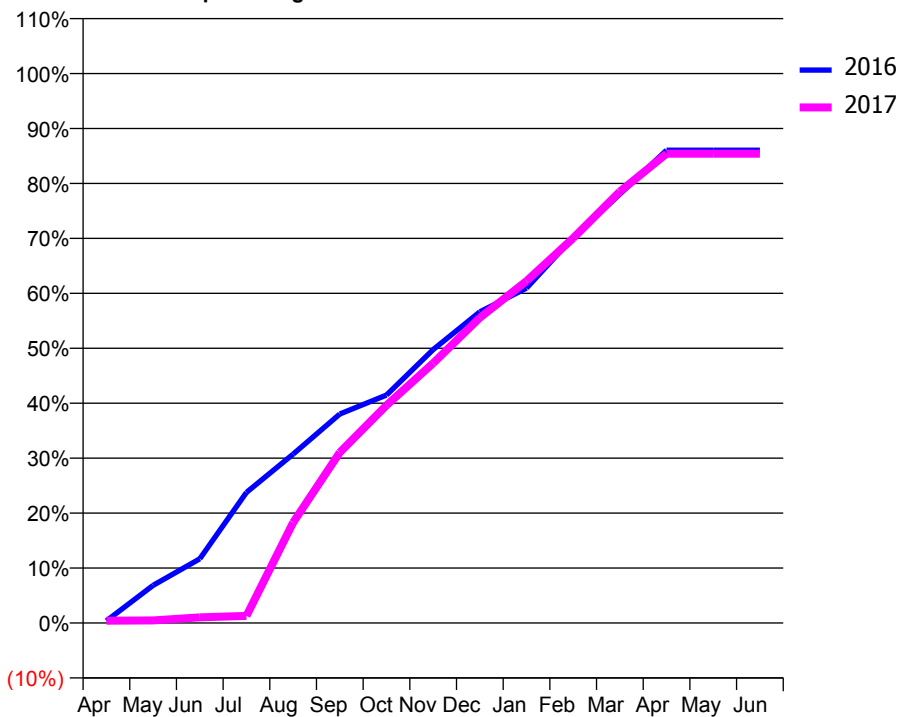
ACCESS*

Patients seen in 24 months	Total	Change since previous quarter
Quarter ending March 2016	2,285	
Quarter ending June 2016	2,196	↓
Quarter ending September 2016	2,276	↑
Quarter ending December 2016	2,313	→
Quarter ending March 2017	2,303	→
Variance since March 2016	0.8%	→



ACTIVITY

Cumulative percentage of contracted UDA delivered 2016 & 2017



Adjusted Scheduled Activity (UDA)

Month	2016	2017
April	35	37
May	603	41
June	1,028	90
July	2,091	113
August	2,704	1,609
September	3,347	2,733
October	3,651	3,485
November	4,380	4,161
December	4,983	4,889
January	5,363	5,476
February	6,176	6,164
March	6,869	6,909
April	7,571	7,515
May	7,572	7,515
June	7,572	7,515

QUALITY

	Quantity	Base Number	Contract	AT	Region	England
% of FP17s for the same patient ID Re-attending within 3 months - Children	19	706	2.7%	12.9%	13.3%	12.3%
% of FP17s for the same patient ID Re-attending within 3 months - Adults	273	2,263	12.1%	17.6%	17.3%	16.7%
% of FP17s for the same patient ID Re-attending between 3 & 9 months - Children	376	706	53.3%	56.2%	58.9%	57.6%
% of FP17s for the same patient ID Re-attending between 3 & 9 months - Adults	1,207	2,263	53.3%	49.9%	52.2%	50.1%
% of FP17s for Band 1 Urgent Courses	51	2,959	1.7%	10.4%	9.2%	9.1%
% of FP17s Relating to Free Repair or Replacements	9	2,959	0.3%	0.9%	1.0%	0.8%
% of FP17s Relating to Continuations	48	2,959	1.6%	1.3%	1.4%	1.2%
% of Patients satisfied with the dentistry they have received	0	0	N/A	92.1%	93.1%	92.8%
% of Patients satisfied with the time they had to wait for an appointment	0	0	N/A	88.1%	89.5%	88.7%

* This is based on patients treated on this contract for their most recent course of treatment. Figures in italics indicate the base number of FP17s or Patient Questionnaire responses are less than 100. N/A is shown where the base number of responses is less than 10 during the period. % is calculated as Quantity/Base number*100

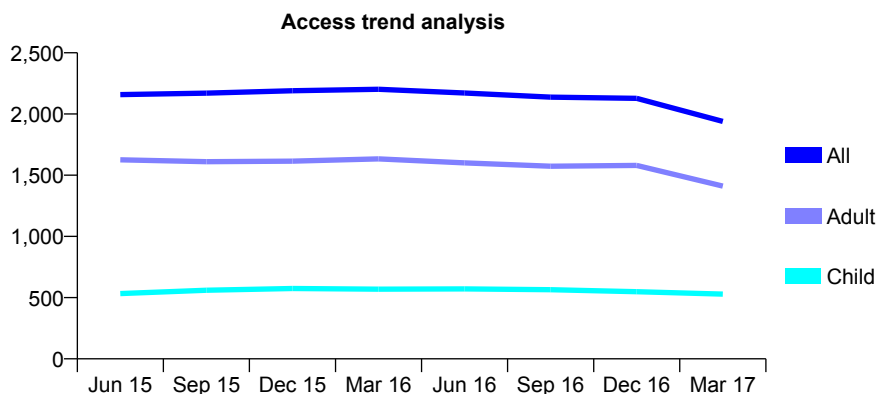
Q46 - Vital Signs At a Glance Contract Report for 214043/0001 - Year end March 2017

Name or company name	Mr M Mahmood
Contract type name	GDS Contract
Purpose of contract	General
Contract start date	01/04/2006
Contract end date	

16/17 Contracted general activity (UDA)	5,526
Carry forward general activity (UDA)	-107
16/17 Contracted orthodontic activity (UOA)	0
Carry forward orthodontic activity (UOA)	0
Baseline contract value	£164,301.93

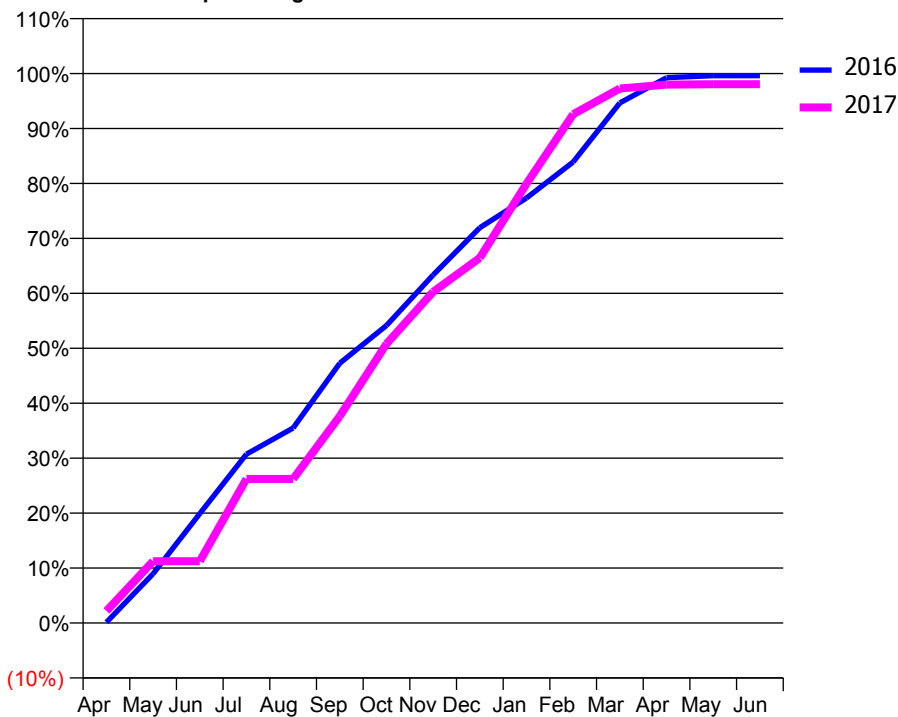
ACCESS*

Patients seen in 24 months	Total	Change since previous quarter
Quarter ending March 2016	2,202	
Quarter ending June 2016	2,172	↓
Quarter ending September 2016	2,138	↓
Quarter ending December 2016	2,128	→
Quarter ending March 2017	1,940	↓
Variance since March 2016	(11.9%)	↓



ACTIVITY

Cumulative percentage of contracted UDA delivered 2016 & 2017



Adjusted Scheduled Activity (UDA)

Month	2016	2017
April	8	122
May	518	622
June	1,150	622
July	1,776	1,449
August	2,050	1,449
September	2,731	2,081
October	3,127	2,807
November	3,660	3,330
December	4,155	3,672
January	4,468	4,418
February	4,847	5,116
March	5,467	5,376
April	5,732	5,414
May	5,754	5,418
June	5,754	5,418

QUALITY

	Quantity	Base Number	Contract	AT	Region	England
% of FP17s for the same patient ID Re-attending within 3 months - Children	55	667	8.2%	12.9%	13.3%	12.3%
% of FP17s for the same patient ID Re-attending within 3 months - Adults	268	1,682	15.9%	17.6%	17.3%	16.7%
% of FP17s for the same patient ID Re-attending between 3 & 9 months - Children	257	667	38.5%	56.2%	58.9%	57.6%
% of FP17s for the same patient ID Re-attending between 3 & 9 months - Adults	589	1,682	35.0%	49.9%	52.2%	50.1%
% of FP17s for Band 1 Urgent Courses	298	2,242	13.3%	10.4%	9.2%	9.1%
% of FP17s Relating to Free Repair or Replacements	8	2,242	0.4%	0.9%	1.0%	0.8%
% of FP17s Relating to Continuations	12	2,242	0.5%	1.3%	1.4%	1.2%
% of Patients satisfied with the dentistry they have received	14	15	93.3%	92.1%	93.1%	92.8%
% of Patients satisfied with the time they had to wait for an appointment	14	15	93.3%	88.1%	89.5%	88.7%

* This is based on patients treated on this contract for their most recent course of treatment. Figures in italics indicate the base number of FP17s or Patient Questionnaire responses are less than 100. N/A is shown where the base number of responses is less than 10 during the period. % is calculated as Quantity/Base number*100

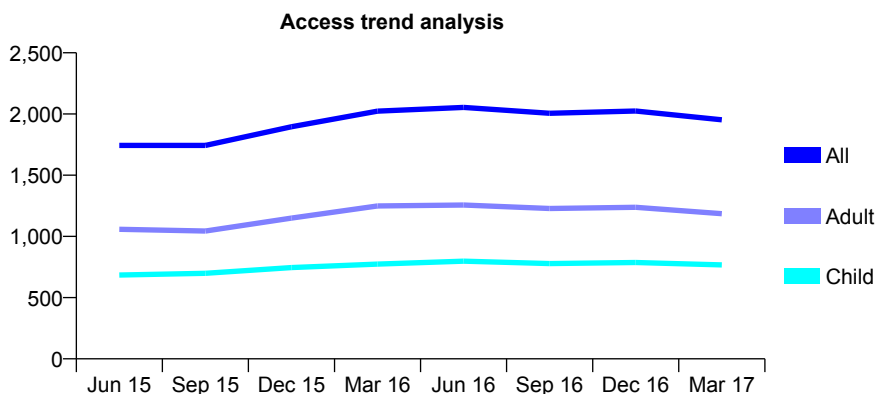
Q46 - Vital Signs At a Glance Contract Report for 214361/0001 - Year end March 2017

Name or company name	Ms Archana Prasad
Contract type name	GDS Contract
Purpose of contract	General
Contract start date	01/04/2006
Contract end date	

16/17 Contracted general activity (UDA)	4,825
Carry forward general activity (UDA)	73
16/17 Contracted orthodontic activity (UOA)	0
Carry forward orthodontic activity (UOA)	0
Baseline contract value	£138,149.21

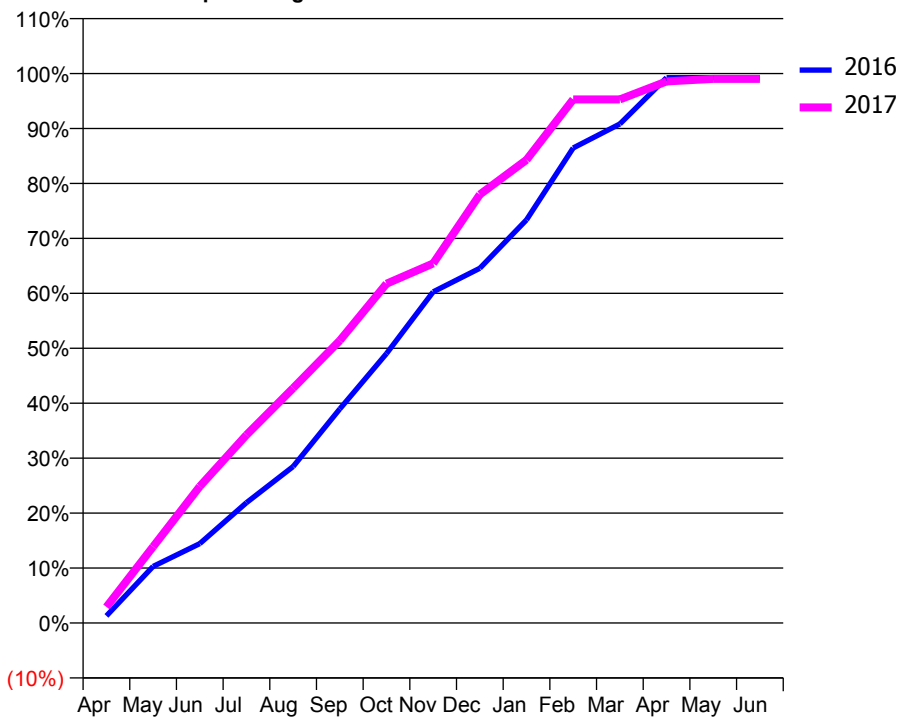
ACCESS*

Patients seen in 24 months	Total	Change since previous quarter
Quarter ending March 2016	2,023	
Quarter ending June 2016	2,054	→
Quarter ending September 2016	2,006	↓
Quarter ending December 2016	2,025	→
Quarter ending March 2017	1,953	↓
Variance since March 2016	(3.5%)	↓



ACTIVITY

Cumulative percentage of contracted UDA delivered 2016 & 2017



Adjusted Scheduled Activity (UDA)

Month	2016	2017
April	69	141
May	546	670
June	766	1,199
July	1,161	1,652
August	1,510	2,062
September	2,065	2,480
October	2,599	2,979
November	3,195	3,157
December	3,423	3,762
January	3,889	4,068
February	4,583	4,597
March	4,815	4,597
April	5,261	4,756
May	5,261	4,778
June	5,261	4,778

QUALITY

	Quantity	Base Number	Contract	AT	Region	England
% of FP17s for the same patient ID Re-attending within 3 months - Children	103	1,172	8.8%	12.9%	13.3%	12.3%
% of FP17s for the same patient ID Re-attending within 3 months - Adults	272	1,668	16.3%	17.6%	17.3%	16.7%
% of FP17s for the same patient ID Re-attending between 3 & 9 months - Children	766	1,172	65.4%	56.2%	58.9%	57.6%
% of FP17s for the same patient ID Re-attending between 3 & 9 months - Adults	955	1,668	57.3%	49.9%	52.2%	50.1%
% of FP17s for Band 1 Urgent Courses	309	2,815	11.0%	10.4%	9.2%	9.1%
% of FP17s Relating to Free Repair or Replacements	10	2,815	0.4%	0.9%	1.0%	0.8%
% of FP17s Relating to Continuations	52	2,815	1.8%	1.3%	1.4%	1.2%
% of Patients satisfied with the dentistry they have received	3	3	N/A	92.1%	93.1%	92.8%
% of Patients satisfied with the time they had to wait for an appointment	3	3	N/A	88.1%	89.5%	88.7%

* This is based on patients treated on this contract for their most recent course of treatment. Figures in italics indicate the base number of FP17s or Patient Questionnaire responses are less than 100. N/A is shown where the base number of responses is less than 10 during the period. % is calculated as Quantity/Base number*100

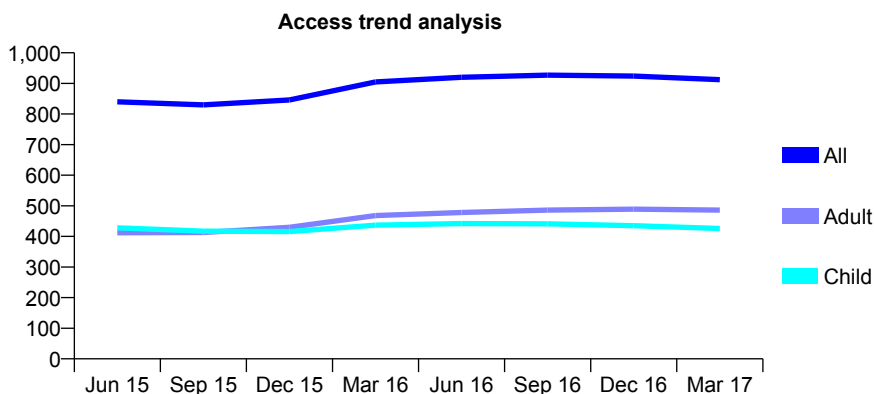
Q46 - Vital Signs At a Glance Contract Report for 215597/0001 - Year end March 2017

Name or company name	MR S LAZARUS
Contract type name	GDS Contract
Purpose of contract	General
Contract start date	01/04/2006
Contract end date	

16/17 Contracted general activity (UDA)	2,420
Carry forward general activity (UDA)	57
16/17 Contracted orthodontic activity (UOA)	0
Carry forward orthodontic activity (UOA)	0
Baseline contract value	£57,540.59

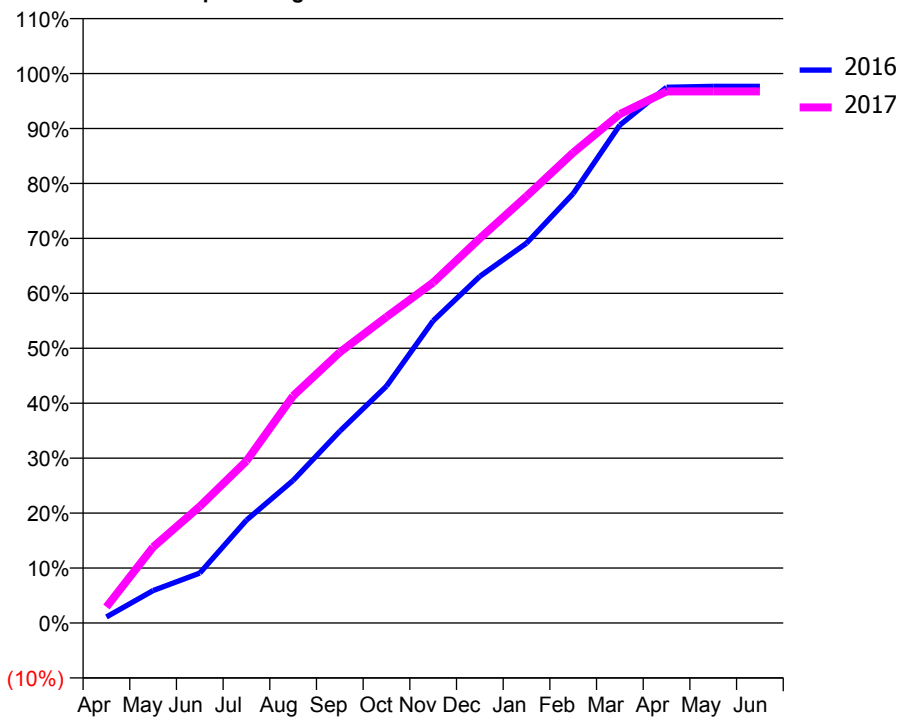
ACCESS*

Patients seen in 24 months	Total	Change since previous quarter
Quarter ending March 2016	905	
Quarter ending June 2016	920	→
Quarter ending September 2016	927	→
Quarter ending December 2016	924	→
Quarter ending March 2017	912	↓
Variance since March 2016	0.8%	→



ACTIVITY

Cumulative percentage of contracted UDA delivered 2016 & 2017



Month	Adjusted Scheduled Activity (UDA)	
	2016	2017
April	27	71
May	143	335
June	220	514
July	453	714
August	628	1,000
September	845	1,192
October	1,043	1,348
November	1,331	1,500
December	1,527	1,694
January	1,673	1,880
February	1,891	2,071
March	2,193	2,241
April	2,359	2,341
May	2,363	2,341
June	2,363	2,341

QUALITY

	Quantity	Base Number	Contract	AT	Region	England
% of FP17s for the same patient ID Re-attending within 3 months - Children	50	747	6.7%	12.9%	13.3%	12.3%
% of FP17s for the same patient ID Re-attending within 3 months - Adults	83	703	11.8%	17.6%	17.3%	16.7%
% of FP17s for the same patient ID Re-attending between 3 & 9 months - Children	527	747	70.5%	56.2%	58.9%	57.6%
% of FP17s for the same patient ID Re-attending between 3 & 9 months - Adults	461	703	65.6%	49.9%	52.2%	50.1%
% of FP17s for Band 1 Urgent Courses	62	1,433	4.3%	10.4%	9.2%	9.1%
% of FP17s Relating to Free Repair or Replacements	0	1,433	0.0%	0.9%	1.0%	0.8%
% of FP17s Relating to Continuations	5	1,433	0.3%	1.3%	1.4%	1.2%
% of Patients satisfied with the dentistry they have received	0	0	N/A	92.1%	93.1%	92.8%
% of Patients satisfied with the time they had to wait for an appointment	0	0	N/A	88.1%	89.5%	88.7%

* This is based on patients treated on this contract for their most recent course of treatment. Figures in italics indicate the base number of FP17s or Patient Questionnaire responses are less than 100. N/A is shown where the base number of responses is less than 10 during the period. % is calculated as Quantity/Base number*100

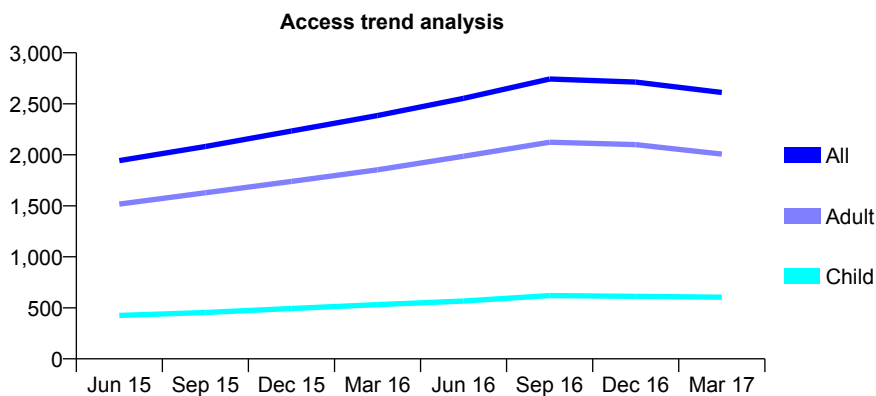
Q46 - Vital Signs At a Glance Contract Report for 215643/0001 - Year end March 2017

Name or company name	MR MOHAMMED AL-HIMDANI
Contract type name	GDS Contract
Purpose of contract	General
Contract start date	01/04/2006
Contract end date	

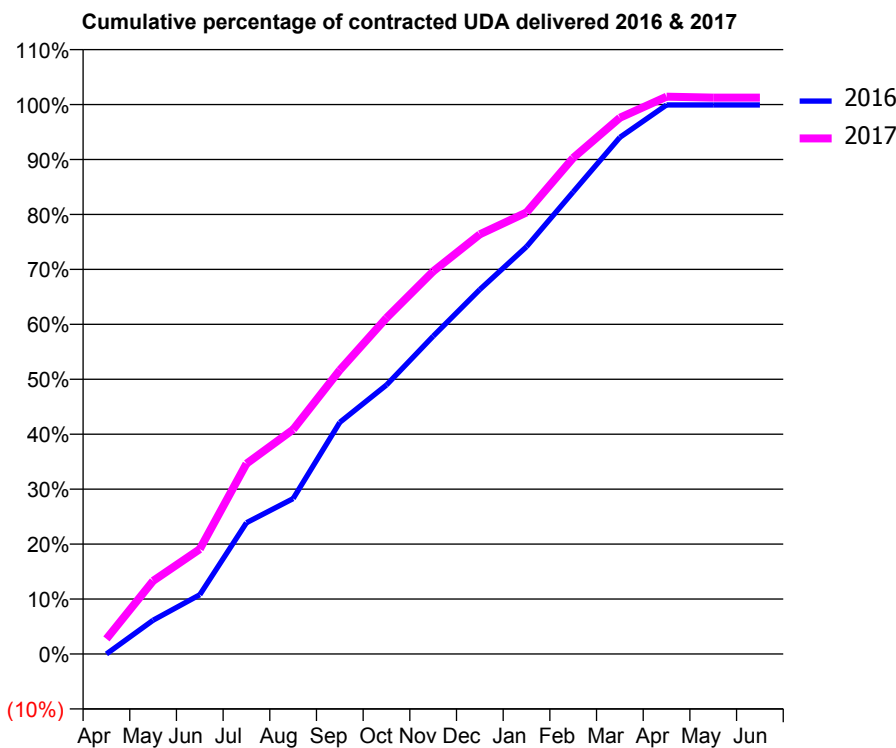
16/17 Contracted general activity (UDA)	7,422
Carry forward general activity (UDA)	6
16/17 Contracted orthodontic activity (UOA)	0
Carry forward orthodontic activity (UOA)	0
Baseline contract value	£240,849.79

ACCESS*

Patients seen in 24 months	Total	Change since previous quarter
Quarter ending March 2016	2,385	
Quarter ending June 2016	2,553	↑
Quarter ending September 2016	2,743	↑
Quarter ending December 2016	2,713	↓
Quarter ending March 2017	2,611	↓
Variance since March 2016	9.5%	↑



ACTIVITY



Month	Adjusted Scheduled Activity (UDA)	
	2016	2017
April	0	204
May	457	987
June	800	1,417
July	1,774	2,571
August	2,099	3,033
September	3,129	3,836
October	3,634	4,540
November	4,292	5,168
December	4,923	5,669
January	5,501	5,964
February	6,241	6,702
March	6,979	7,242
April	7,415	7,527
May	7,416	7,515
June	7,416	7,515

QUALITY

	Quantity	Base Number	Contract	AT	Region	England
% of FP17s for the same patient ID Re-attending within 3 months - Children	58	641	9.0%	12.9%	13.3%	12.3%
% of FP17s for the same patient ID Re-attending within 3 months - Adults	441	2,422	18.2%	17.6%	17.3%	16.7%
% of FP17s for the same patient ID Re-attending between 3 & 9 months - Children	262	641	40.9%	56.2%	58.9%	57.6%
% of FP17s for the same patient ID Re-attending between 3 & 9 months - Adults	954	2,422	39.4%	49.9%	52.2%	50.1%
% of FP17s for Band 1 Urgent Courses	302	3,011	10.0%	10.4%	9.2%	9.1%
% of FP17s Relating to Free Repair or Replacements	40	3,011	1.3%	0.9%	1.0%	0.8%
% of FP17s Relating to Continuations	106	3,011	3.5%	1.3%	1.4%	1.2%
% of Patients satisfied with the dentistry they have received	2	2	N/A	92.1%	93.1%	92.8%
% of Patients satisfied with the time they had to wait for an appointment	1	2	N/A	88.1%	89.5%	88.7%

* This is based on patients treated on this contract for their most recent course of treatment. Figures in italics indicate the base number of FP17s or Patient Questionnaire responses are less than 100. N/A is shown where the base number of responses is less than 10 during the period. % is calculated as Quantity/Base number*100

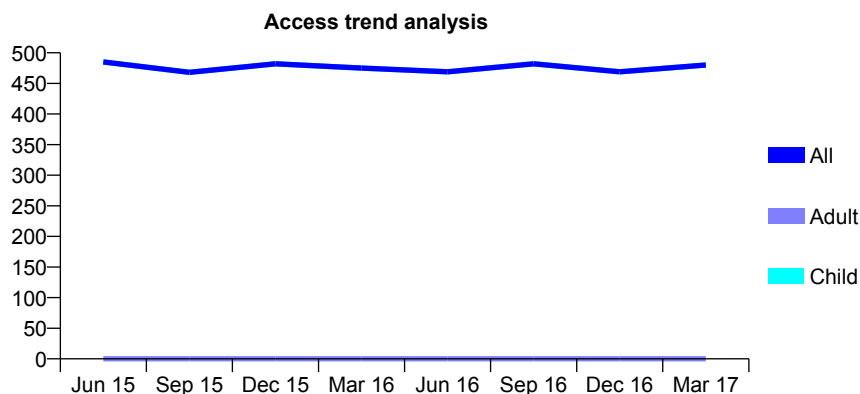
Q46 - Vital Signs At a Glance Contract Report for 222402/0001 - Year end March 2017

Name or company name	MR P PONG
Contract type name	GDS Contract
Purpose of contract	General
Contract start date	01/04/2006
Contract end date	

16/17 Contracted general activity (UDA)	1,756
Carry forward general activity (UDA)	5
16/17 Contracted orthodontic activity (UOA)	0
Carry forward orthodontic activity (UOA)	0
Baseline contract value	£39,635.05

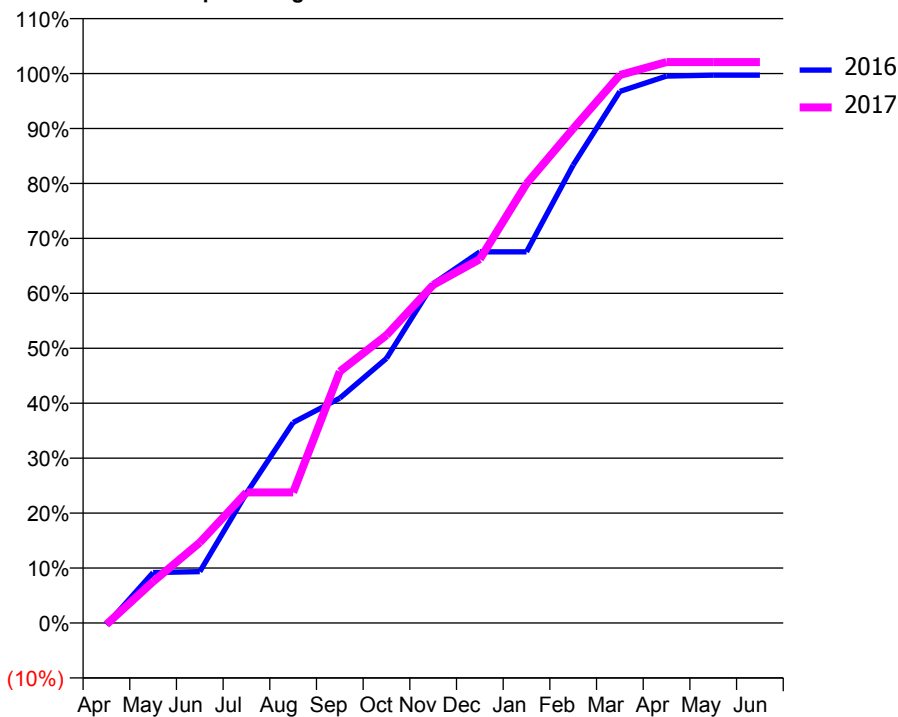
ACCESS*

Patients seen in 24 months	Total	Change since previous quarter
Quarter ending March 2016	475	
Quarter ending June 2016	469	↓
Quarter ending September 2016	482	↑
Quarter ending December 2016	469	↓
Quarter ending March 2017	480	↑
Variance since March 2016	1.1%	→



ACTIVITY

Cumulative percentage of contracted UDA delivered 2016 & 2017



QUALITY

	Quantity	Base Number	Contract	AT	Region	England
% of FP17s for the same patient ID Re-attending within 3 months - Children	20	921	2.2%	12.9%	13.3%	12.3%
% of FP17s for the same patient ID Re-attending within 3 months - Adults	0	0	N/A	17.6%	17.3%	16.7%
% of FP17s for the same patient ID Re-attending between 3 & 9 months - Children	730	921	79.3%	56.2%	58.9%	57.6%
% of FP17s for the same patient ID Re-attending between 3 & 9 months - Adults	0	0	N/A	49.9%	52.2%	50.1%
% of FP17s for Band 1 Urgent Courses	13	923	1.4%	10.4%	9.2%	9.1%
% of FP17s Relating to Free Repair or Replacements	0	923	0.0%	0.9%	1.0%	0.8%
% of FP17s Relating to Continuations	0	923	0.0%	1.3%	1.4%	1.2%
% of Patients satisfied with the dentistry they have received	0	0	N/A	92.1%	93.1%	92.8%
% of Patients satisfied with the time they had to wait for an appointment	0	0	N/A	88.1%	89.5%	88.7%

* This is based on patients treated on this contract for their most recent course of treatment. Figures in italics indicate the base number of FP17s or Patient Questionnaire responses are less than 100. N/A is shown where the base number of responses is less than 10 during the period. % is calculated as Quantity/Base number*100

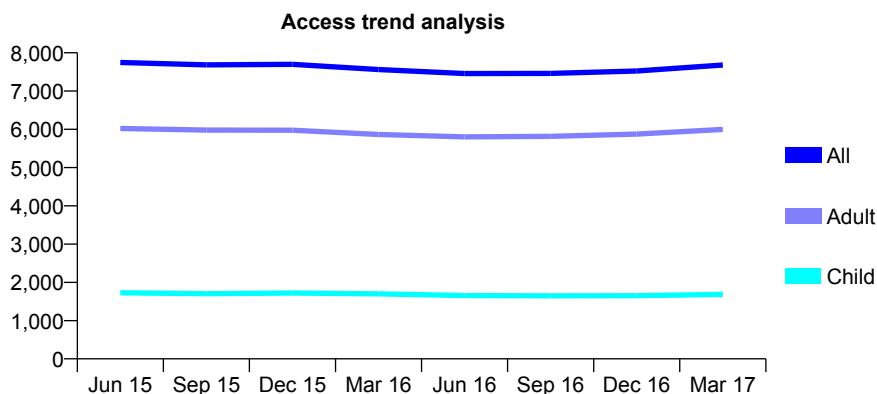
Q46 - Vital Signs At a Glance Contract Report for 224944/0003 - Year end March 2017

Name or company name	MR DF MCGRATH
Contract type name	GDS Contract
Purpose of contract	General
Contract start date	01/06/2011
Contract end date	

16/17 Contracted general activity (UDA)	27,600
Carry forward general activity (UDA)	1,104
16/17 Contracted orthodontic activity (UOA)	0
Carry forward orthodontic activity (UOA)	0
Baseline contract value	£886,325.73

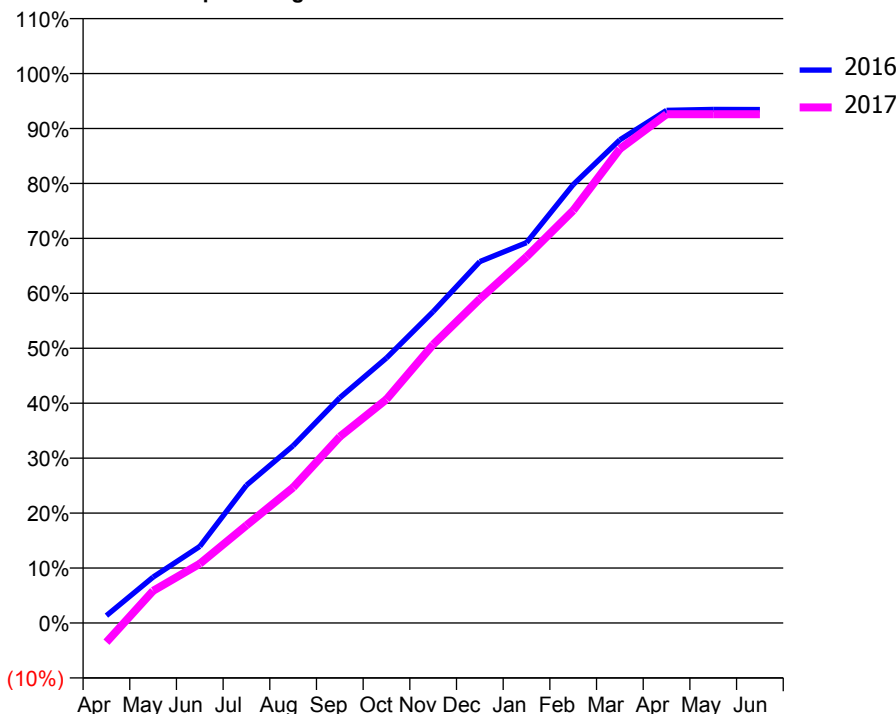
ACCESS*

Patients seen in 24 months	Total	Change since previous quarter
Quarter ending March 2016	7,564	
Quarter ending June 2016	7,457	↓
Quarter ending September 2016	7,463	→
Quarter ending December 2016	7,524	→
Quarter ending March 2017	7,681	↑
Variance since March 2016	1.5%	→



ACTIVITY

Cumulative percentage of contracted UDA delivered 2016 & 2017



Month	Adjusted Scheduled Activity (UDA)	
	2016	2017
April	372	-965
May	2,308	1,618
June	3,847	2,976
July	6,922	4,906
August	8,905	6,807
September	11,314	9,358
October	13,310	11,235
November	15,645	13,988
December	18,153	16,279
January	19,107	18,392
February	22,021	20,719
March	24,269	23,817
April	25,749	25,553
May	25,794	25,553
June	25,792	25,555

QUALITY

	Quantity	Base Number	Contract	AT	Region	England
% of FP17s for the same patient ID Re-attending within 3 months - Children	215	2,490	8.6%	12.9%	13.3%	12.3%
% of FP17s for the same patient ID Re-attending within 3 months - Adults	1,344	9,170	14.7%	17.6%	17.3%	16.7%
% of FP17s for the same patient ID Re-attending between 3 & 9 months - Children	1,434	2,490	57.6%	56.2%	58.9%	57.6%
% of FP17s for the same patient ID Re-attending between 3 & 9 months - Adults	5,516	9,170	60.2%	49.9%	52.2%	50.1%
% of FP17s for Band 1 Urgent Courses	863	11,609	7.4%	10.4%	9.2%	9.1%
% of FP17s Relating to Free Repair or Replacements	118	11,609	1.0%	0.9%	1.0%	0.8%
% of FP17s Relating to Continuations	122	11,609	1.1%	1.3%	1.4%	1.2%
% of Patients satisfied with the dentistry they have received	8	9	N/A	92.1%	93.1%	92.8%
% of Patients satisfied with the time they had to wait for an appointment	7	9	N/A	88.1%	89.5%	88.7%

* This is based on patients treated on this contract for their most recent course of treatment. Figures in italics indicate the base number of FP17s or Patient Questionnaire responses are less than 100. N/A is shown where the base number of responses is less than 10 during the period. % is calculated as Quantity/Base number*100

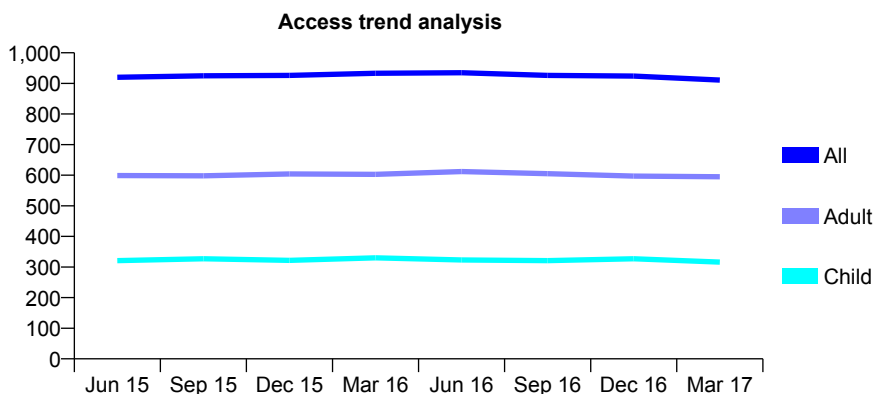
Q46 - Vital Signs At a Glance Contract Report for 226815/0001 - Year end March 2017

Name or company name	Mr Bilal Sheikh
Contract type name	GDS Contract
Purpose of contract	General
Contract start date	01/04/2006
Contract end date	

16/17 Contracted general activity (UDA)	2,772
Carry forward general activity (UDA)	-55
16/17 Contracted orthodontic activity (UOA)	0
Carry forward orthodontic activity (UOA)	0
Baseline contract value	£117,249.23

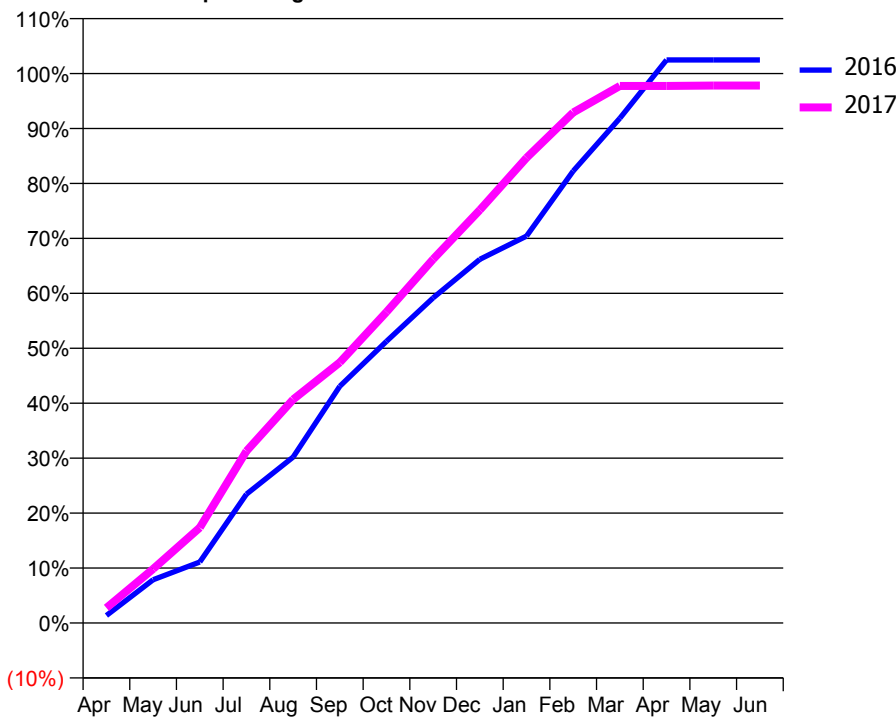
ACCESS*

Patients seen in 24 months	Total	Change since previous quarter
Quarter ending March 2016	933	
Quarter ending June 2016	935	→
Quarter ending September 2016	926	→
Quarter ending December 2016	924	→
Quarter ending March 2017	911	↓
Variance since March 2016	(2.4%)	↓



ACTIVITY

Cumulative percentage of contracted UDA delivered 2016 & 2017



Adjusted Scheduled Activity (UDA)

Month	2016	2017
April	38	76
May	218	273
June	308	481
July	650	867
August	837	1,128
September	1,194	1,315
October	1,421	1,569
November	1,640	1,835
December	1,834	2,083
January	1,952	2,347
February	2,280	2,575
March	2,546	2,709
April	2,841	2,709
May	2,841	2,711
June	2,841	2,711

QUALITY

	Quantity	Base Number	Contract	AT	Region	England
% of FP17s for the same patient ID Re-attending within 3 months - Children	55	438	12.6%	12.9%	13.3%	12.3%
% of FP17s for the same patient ID Re-attending within 3 months - Adults	187	771	24.3%	17.6%	17.3%	16.7%
% of FP17s for the same patient ID Re-attending between 3 & 9 months - Children	240	438	54.8%	56.2%	58.9%	57.6%
% of FP17s for the same patient ID Re-attending between 3 & 9 months - Adults	202	771	26.2%	49.9%	52.2%	50.1%
% of FP17s for Band 1 Urgent Courses	176	1,104	15.9%	10.4%	9.2%	9.1%
% of FP17s Relating to Free Repair or Replacements	7	1,104	0.6%	0.9%	1.0%	0.8%
% of FP17s Relating to Continuations	4	1,104	0.4%	1.3%	1.4%	1.2%
% of Patients satisfied with the dentistry they have received	0	0	N/A	92.1%	93.1%	92.8%
% of Patients satisfied with the time they had to wait for an appointment	0	0	N/A	88.1%	89.5%	88.7%

* This is based on patients treated on this contract for their most recent course of treatment. Figures in italics indicate the base number of FP17s or Patient Questionnaire responses are less than 100. N/A is shown where the base number of responses is less than 10 during the period. % is calculated as Quantity/Base number*100

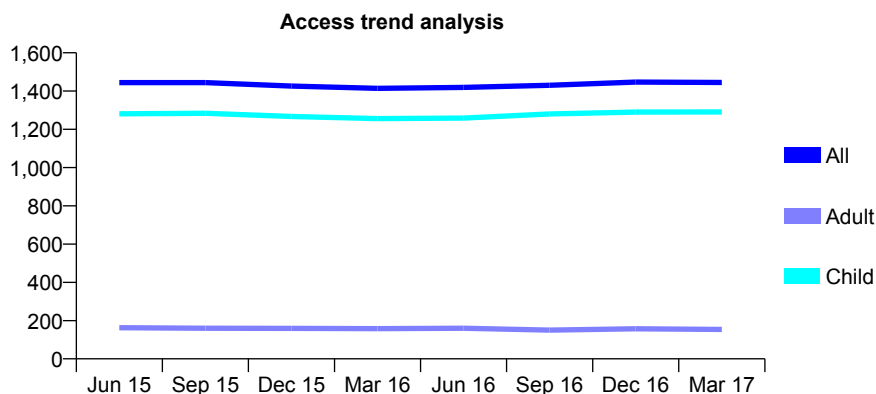
Q46 - Vital Signs At a Glance Contract Report for 232971/0001 - Year end March 2017

Name or company name	MISS S HODGSON
Contract type name	GDS Contract
Purpose of contract	General
Contract start date	01/04/2006
Contract end date	

16/17 Contracted general activity (UDA)	3,396
Carry forward general activity (UDA)	0
16/17 Contracted orthodontic activity (UOA)	0
Carry forward orthodontic activity (UOA)	0
Baseline contract value	£83,022.87

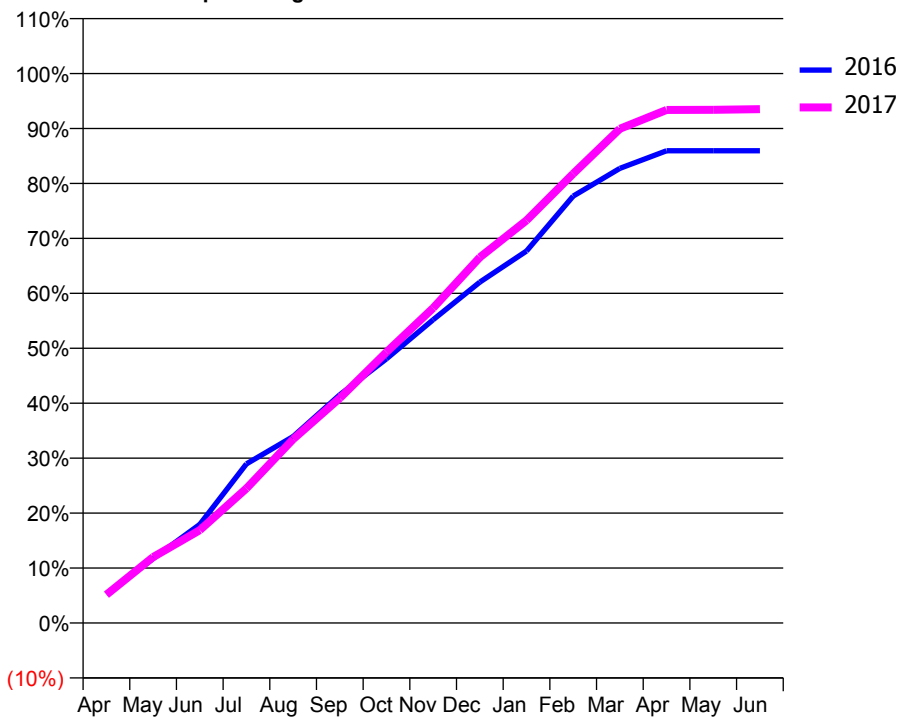
ACCESS*

Patients seen in 24 months	Total	Change since previous quarter
Quarter ending March 2016	1,414	
Quarter ending June 2016	1,419	→
Quarter ending September 2016	1,430	→
Quarter ending December 2016	1,447	→
Quarter ending March 2017	1,445	→
Variance since March 2016	2.2%	↑



ACTIVITY

Cumulative percentage of contracted UDA delivered 2016 & 2017



Month	Adjusted Scheduled Activity (UDA)	
	2016	2017
April	180	175
May	399	407
June	610	574
July	984	832
August	1,153	1,136
September	1,410	1,390
October	1,633	1,674
November	1,875	1,947
December	2,107	2,260
January	2,299	2,489
February	2,639	2,777
March	2,810	3,054
April	2,919	3,170
May	2,919	3,171
June	2,919	3,175

QUALITY

	Quantity	Base Number	Contract	AT	Region	England
% of FP17s for the same patient ID Re-attending within 3 months - Children	164	2,171	7.6%	12.9%	13.3%	12.3%
% of FP17s for the same patient ID Re-attending within 3 months - Adults	2	72	2.8%	17.6%	17.3%	16.7%
% of FP17s for the same patient ID Re-attending between 3 & 9 months - Children	1,498	2,171	69.0%	56.2%	58.9%	57.6%
% of FP17s for the same patient ID Re-attending between 3 & 9 months - Adults	59	72	81.9%	49.9%	52.2%	50.1%
% of FP17s for Band 1 Urgent Courses	87	2,248	3.9%	10.4%	9.2%	9.1%
% of FP17s Relating to Free Repair or Replacements	0	2,248	0.0%	0.9%	1.0%	0.8%
% of FP17s Relating to Continuations	0	2,248	0.0%	1.3%	1.4%	1.2%
% of Patients satisfied with the dentistry they have received	1	1	N/A	92.1%	93.1%	92.8%
% of Patients satisfied with the time they had to wait for an appointment	1	1	N/A	88.1%	89.5%	88.7%

* This is based on patients treated on this contract for their most recent course of treatment. Figures in italics indicate the base number of FP17s or Patient Questionnaire responses are less than 100. N/A is shown where the base number of responses is less than 10 during the period. % is calculated as Quantity/Base number*100

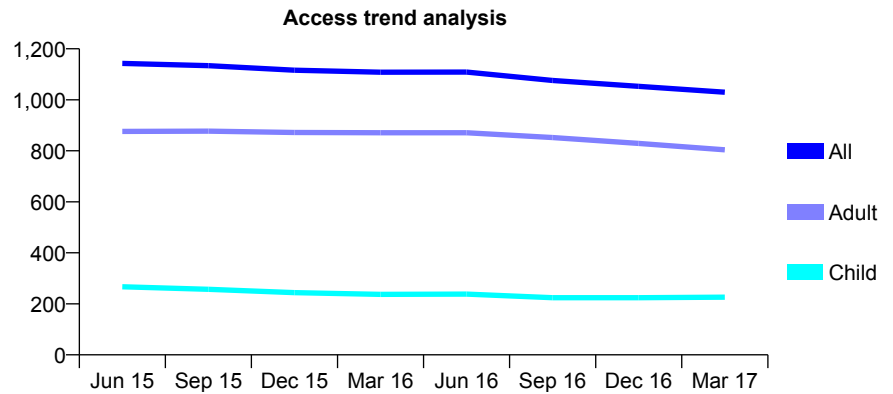
Q46 - Vital Signs At a Glance Contract Report for 235881/0001 - Year end March 2017

Name or company name	MR S HELM
Contract type name	GDS Contract
Purpose of contract	General
Contract start date	01/04/2006
Contract end date	

16/17 Contracted general activity (UDA)	4,822
Carry forward general activity (UDA)	0
16/17 Contracted orthodontic activity (UOA)	0
Carry forward orthodontic activity (UOA)	0
Baseline contract value	£155,257.91

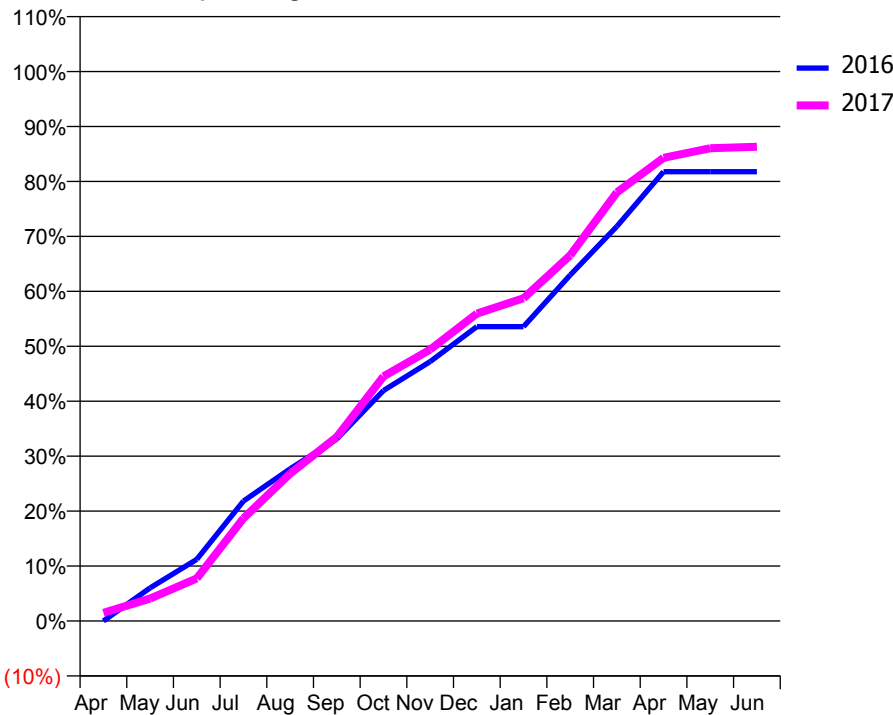
ACCESS*

Patients seen in 24 months	Total	Change since previous quarter
Quarter ending March 2016	1,108	
Quarter ending June 2016	1,109	→
Quarter ending September 2016	1,076	↓
Quarter ending December 2016	1,053	↓
Quarter ending March 2017	1,030	↓
Variance since March 2016	(7.0%)	↓



ACTIVITY

Cumulative percentage of contracted UDA delivered 2016 & 2017



Month	Adjusted Scheduled Activity (UDA)	
	2016	2017
April	0	72
May	291	198
June	541	374
July	1,053	902
August	1,336	1,294
September	1,598	1,615
October	2,022	2,147
November	2,277	2,381
December	2,583	2,698
January	2,583	2,832
February	3,036	3,209
March	3,463	3,761
April	3,942	4,065
May	3,942	4,148
June	3,942	4,162

QUALITY

	Quantity	Base Number	Contract	AT	Region	England
% of FP17s for the same patient ID Re-attending within 3 months - Children	27	322	8.4%	12.9%	13.3%	12.3%
% of FP17s for the same patient ID Re-attending within 3 months - Adults	222	981	22.6%	17.6%	17.3%	16.7%
% of FP17s for the same patient ID Re-attending between 3 & 9 months - Children	144	322	44.7%	56.2%	58.9%	57.6%
% of FP17s for the same patient ID Re-attending between 3 & 9 months - Adults	329	981	33.5%	49.9%	52.2%	50.1%
% of FP17s for Band 1 Urgent Courses	213	1,299	16.4%	10.4%	9.2%	9.1%
% of FP17s Relating to Free Repair or Replacements	24	1,299	1.8%	0.9%	1.0%	0.8%
% of FP17s Relating to Continuations	12	1,299	0.9%	1.3%	1.4%	1.2%
% of Patients satisfied with the dentistry they have received	4	5	N/A	92.1%	93.1%	92.8%
% of Patients satisfied with the time they had to wait for an appointment	5	5	N/A	88.1%	89.5%	88.7%

* This is based on patients treated on this contract for their most recent course of treatment. Figures in italics indicate the base number of FP17s or Patient Questionnaire responses are less than 100. N/A is shown where the base number of responses is less than 10 during the period. % is calculated as Quantity/Base number*100

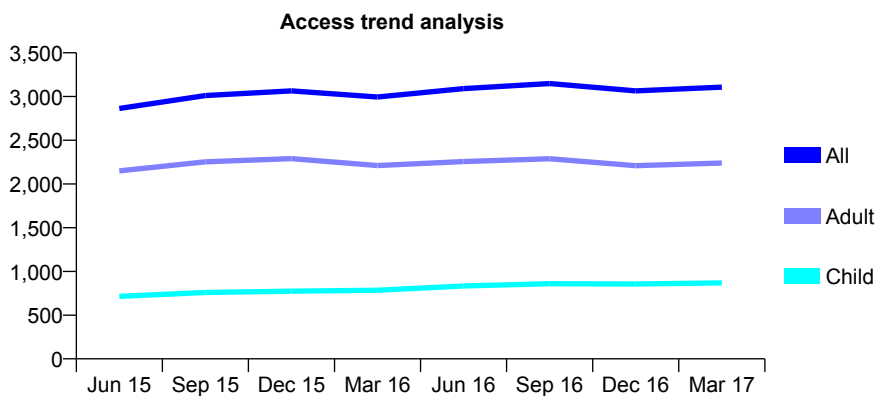
Q46 - Vital Signs At a Glance Contract Report for 238422/0002 - Year end March 2017

Name or company name	MR A HOLLAND
Contract type name	GDS Contract
Purpose of contract	General
Contract start date	01/04/2006
Contract end date	

16/17 Contracted general activity (UDA)	8,912
Carry forward general activity (UDA)	-178
16/17 Contracted orthodontic activity (UOA)	0
Carry forward orthodontic activity (UOA)	0
Baseline contract value	£274,042.59

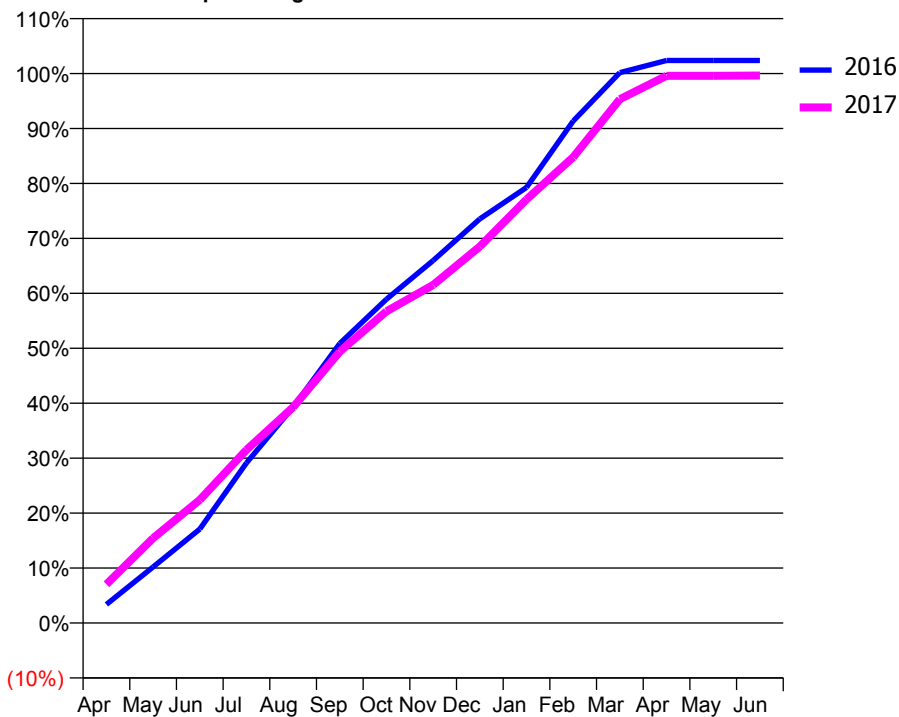
ACCESS*

Patients seen in 24 months	Total	Change since previous quarter
Quarter ending March 2016	2,995	
Quarter ending June 2016	3,090	↑
Quarter ending September 2016	3,148	→
Quarter ending December 2016	3,065	↓
Quarter ending March 2017	3,108	→
Variance since March 2016	3.8%	↑



ACTIVITY

Cumulative percentage of contracted UDA delivered 2016 & 2017



Month	Adjusted Scheduled Activity (UDA)	
	2016	2017
April	301	628
May	909	1,376
June	1,523	1,997
July	2,596	2,807
August	3,501	3,501
September	4,534	4,402
October	5,252	5,055
November	5,880	5,484
December	6,554	6,106
January	7,064	6,870
February	8,140	7,555
March	8,925	8,496
April	9,123	8,875
May	9,123	8,875
June	9,123	8,878

QUALITY

	Quantity	Base Number	Contract	AT	Region	England
% of FP17s for the same patient ID Re-attending within 3 months - Children	126	1,196	10.5%	12.9%	13.3%	12.3%
% of FP17s for the same patient ID Re-attending within 3 months - Adults	467	2,639	17.7%	17.6%	17.3%	16.7%
% of FP17s for the same patient ID Re-attending between 3 & 9 months - Children	573	1,196	47.9%	56.2%	58.9%	57.6%
% of FP17s for the same patient ID Re-attending between 3 & 9 months - Adults	857	2,639	32.5%	49.9%	52.2%	50.1%
% of FP17s for Band 1 Urgent Courses	702	3,882	18.1%	10.4%	9.2%	9.1%
% of FP17s Relating to Free Repair or Replacements	29	3,882	0.7%	0.9%	1.0%	0.8%
% of FP17s Relating to Continuations	37	3,882	1.0%	1.3%	1.4%	1.2%
% of Patients satisfied with the dentistry they have received	2	2	N/A	92.1%	93.1%	92.8%
% of Patients satisfied with the time they had to wait for an appointment	2	2	N/A	88.1%	89.5%	88.7%

* This is based on patients treated on this contract for their most recent course of treatment. Figures in italics indicate the base number of FP17s or Patient Questionnaire responses are less than 100. N/A is shown where the base number of responses is less than 10 during the period. % is calculated as Quantity/Base number*100

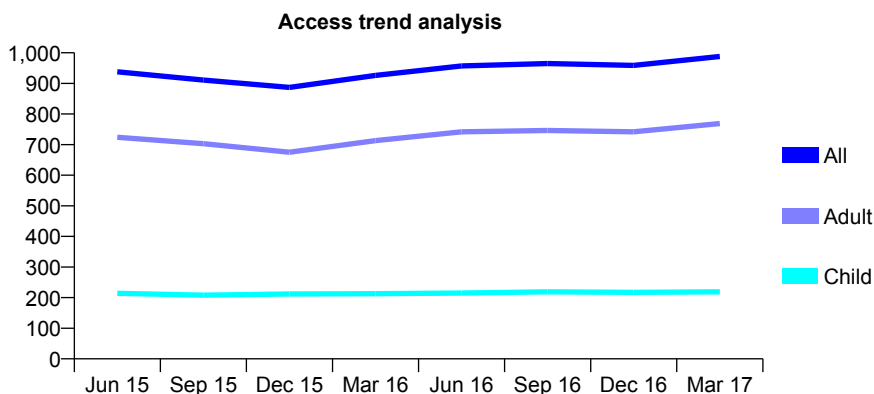
Q46 - Vital Signs At a Glance Contract Report for 238422/0003 - Year end March 2017

Name or company name	MR A HOLLAND
Contract type name	GDS Contract
Purpose of contract	General
Contract start date	01/04/2006
Contract end date	

16/17 Contracted general activity (UDA)	2,713
Carry forward general activity (UDA)	0
16/17 Contracted orthodontic activity (UOA)	0
Carry forward orthodontic activity (UOA)	0
Baseline contract value	£87,332.98

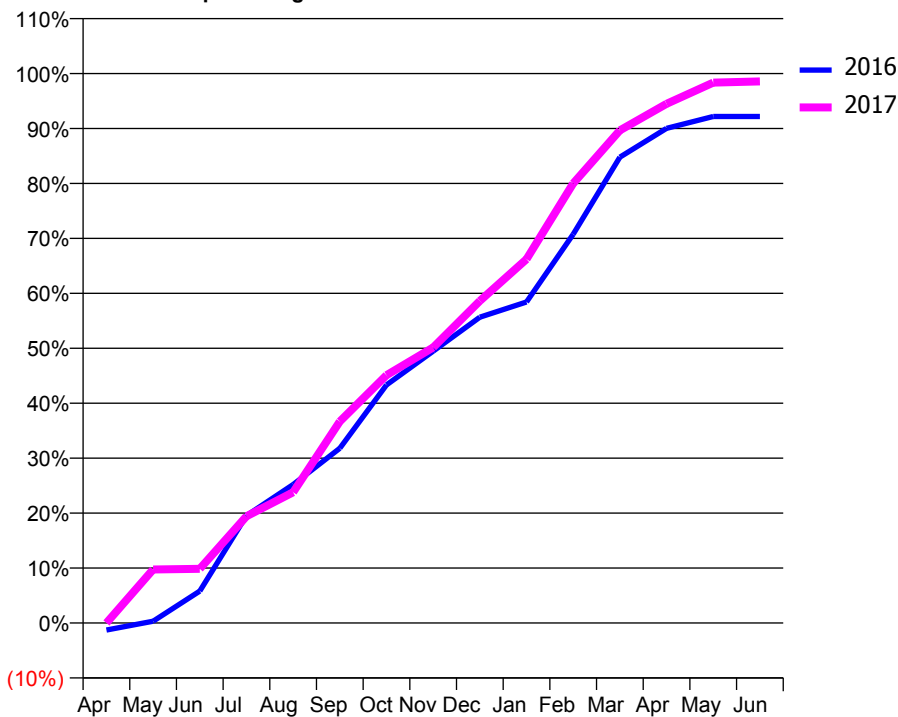
ACCESS*

Patients seen in 24 months	Total	Change since previous quarter
Quarter ending March 2016	926	
Quarter ending June 2016	957	↑
Quarter ending September 2016	965	→
Quarter ending December 2016	959	→
Quarter ending March 2017	988	↑
Variance since March 2016	6.7%	↑



ACTIVITY

Cumulative percentage of contracted UDA delivered 2016 & 2017



Month	Adjusted Scheduled Activity (UDA)	
	2016	2017
April	-35	0
May	9	264
June	158	267
July	530	527
August	684	646
September	863	995
October	1,176	1,224
November	1,342	1,360
December	1,510	1,590
January	1,585	1,796
February	1,920	2,170
March	2,300	2,433
April	2,442	2,563
May	2,501	2,668
June	2,501	2,674

QUALITY

	Quantity	Base Number	Contract	AT	Region	England
% of FP17s for the same patient ID Re-attending within 3 months - Children	18	294	6.1%	12.9%	13.3%	12.3%
% of FP17s for the same patient ID Re-attending within 3 months - Adults	91	854	10.7%	17.6%	17.3%	16.7%
% of FP17s for the same patient ID Re-attending between 3 & 9 months - Children	152	294	51.7%	56.2%	58.9%	57.6%
% of FP17s for the same patient ID Re-attending between 3 & 9 months - Adults	261	854	30.6%	49.9%	52.2%	50.1%
% of FP17s for Band 1 Urgent Courses	310	1,137	27.3%	10.4%	9.2%	9.1%
% of FP17s Relating to Free Repair or Replacements	8	1,137	0.7%	0.9%	1.0%	0.8%
% of FP17s Relating to Continuations	5	1,137	0.4%	1.3%	1.4%	1.2%
% of Patients satisfied with the dentistry they have received	0	0	N/A	92.1%	93.1%	92.8%
% of Patients satisfied with the time they had to wait for an appointment	0	0	N/A	88.1%	89.5%	88.7%

* This is based on patients treated on this contract for their most recent course of treatment. Figures in italics indicate the base number of FP17s or Patient Questionnaire responses are less than 100. N/A is shown where the base number of responses is less than 10 during the period. % is calculated as Quantity/Base number*100

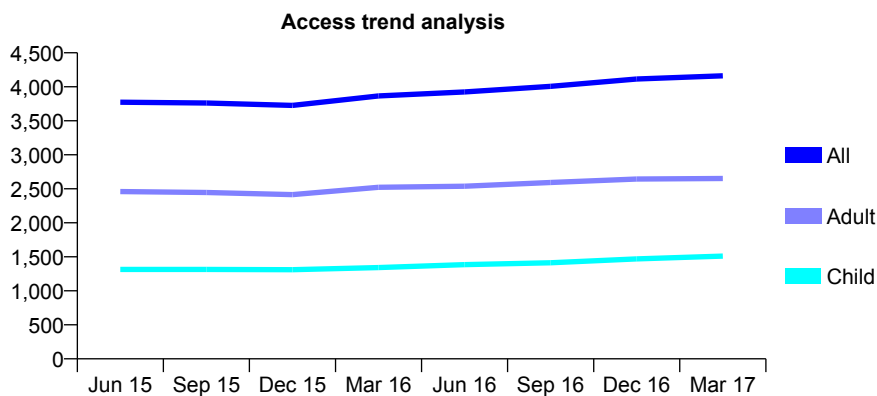
Q46 - Vital Signs At a Glance Contract Report for 238821/0001 - Year end March 2017

Name or company name	MR AS HASNAIN
Contract type name	GDS Contract
Purpose of contract	General
Contract start date	01/04/2006
Contract end date	

16/17 Contracted general activity (UDA)	13,879
Carry forward general activity (UDA)	17
16/17 Contracted orthodontic activity (UOA)	0
Carry forward orthodontic activity (UOA)	0
Baseline contract value	£466,796.06

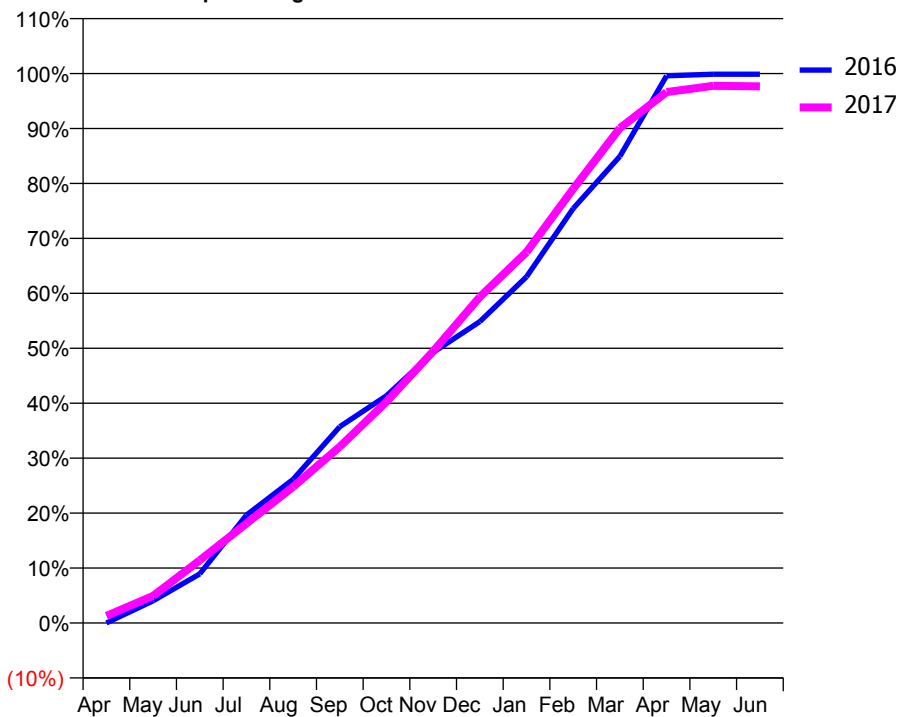
ACCESS*

Patients seen in 24 months	Total	Change since previous quarter
Quarter ending March 2016	3,865	
Quarter ending June 2016	3,925	→
Quarter ending September 2016	4,006	↑
Quarter ending December 2016	4,115	↑
Quarter ending March 2017	4,162	→
Variance since March 2016	7.7%	↑



ACTIVITY

Cumulative percentage of contracted UDA delivered 2016 & 2017



Month	Adjusted Scheduled Activity (UDA)	
	2016	2017
April	1	180
May	561	687
June	1,240	1,583
July	2,725	2,514
August	3,627	3,440
September	4,959	4,454
October	5,742	5,588
November	6,837	6,861
December	7,614	8,237
January	8,746	9,367
February	10,470	10,964
March	11,787	12,501
April	13,821	13,410
May	13,861	13,567
June	13,862	13,555

QUALITY

	Quantity	Base Number	Contract	AT	Region	England
% of FP17s for the same patient ID Re-attending within 3 months - Children	233	1,821	12.8%	12.9%	13.3%	12.3%
% of FP17s for the same patient ID Re-attending within 3 months - Adults	483	2,816	17.2%	17.6%	17.3%	16.7%
% of FP17s for the same patient ID Re-attending between 3 & 9 months - Children	657	1,821	36.1%	56.2%	58.9%	57.6%
% of FP17s for the same patient ID Re-attending between 3 & 9 months - Adults	765	2,816	27.2%	49.9%	52.2%	50.1%
% of FP17s for Band 1 Urgent Courses	635	4,173	15.2%	10.4%	9.2%	9.1%
% of FP17s Relating to Free Repair or Replacements	0	4,173	0.0%	0.9%	1.0%	0.8%
% of FP17s Relating to Continuations	4	4,173	0.1%	1.3%	1.4%	1.2%
% of Patients satisfied with the dentistry they have received	3	3	N/A	92.1%	93.1%	92.8%
% of Patients satisfied with the time they had to wait for an appointment	3	3	N/A	88.1%	89.5%	88.7%

* This is based on patients treated on this contract for their most recent course of treatment. Figures in italics indicate the base number of FP17s or Patient Questionnaire responses are less than 100. N/A is shown where the base number of responses is less than 10 during the period. % is calculated as Quantity/Base number*100

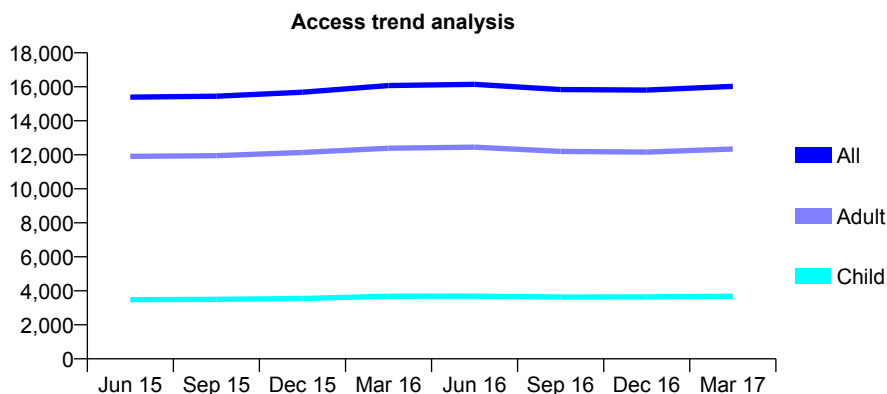
Q46 - Vital Signs At a Glance Contract Report for 239615/0001 - Year end March 2017

Name or company name	MR RS SINGH
Contract type name	GDS Contract
Purpose of contract	General and Orthodontic
Contract start date	01/04/2006
Contract end date	

16/17 Contracted general activity (UDA)	39,521
Carry forward general activity (UDA)	454
16/17 Contracted orthodontic activity (UOA)	1,091
Carry forward orthodontic activity (UOA)	-5
Baseline contract value	£1,371,951.41

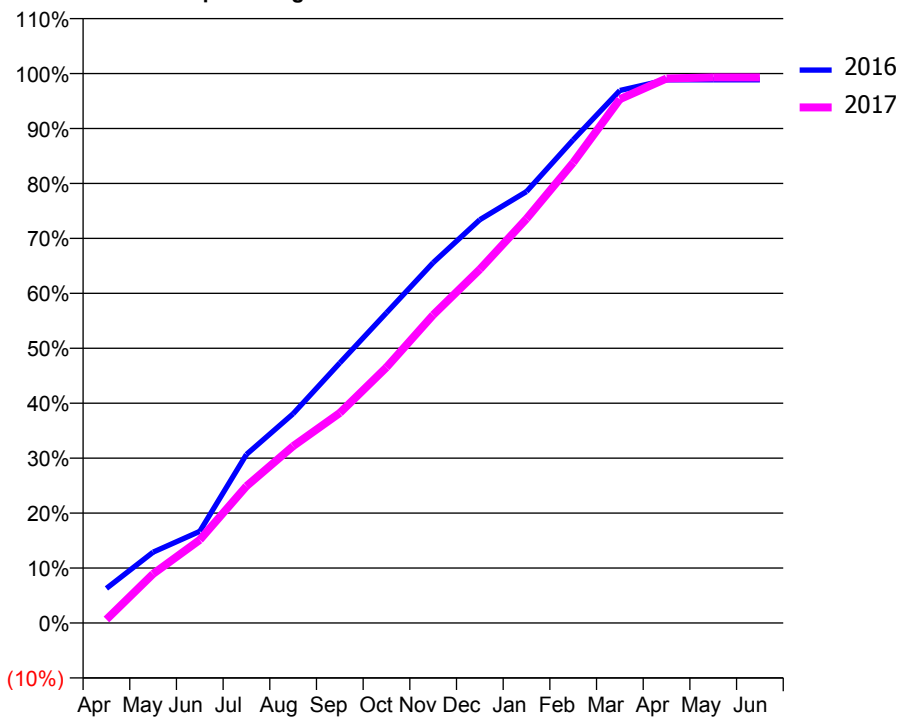
ACCESS*

Patients seen in 24 months	Total	Change since previous quarter
Quarter ending March 2016	16,071	
Quarter ending June 2016	16,146	→
Quarter ending September 2016	15,836	↓
Quarter ending December 2016	15,805	→
Quarter ending March 2017	16,024	→
Variance since March 2016	(0.3%)	→



ACTIVITY

Cumulative percentage of contracted UDA delivered 2016 & 2017



Month	Adjusted Scheduled Activity (UDA)	
	2016	2017
April	2,506	256
May	5,137	3,537
June	6,641	5,982
July	12,209	9,848
August	15,156	12,726
September	18,842	15,105
October	22,467	18,392
November	26,106	22,159
December	29,216	25,439
January	31,252	29,073
February	34,993	33,110
March	38,573	37,677
April	39,341	39,163
May	39,343	39,240
June	39,347	39,241

QUALITY

	Quantity	Base Number	Contract	AT	Region	England
% of FP17s for the same patient ID Re-attending within 3 months - Children	483	4,382	11.0%	12.9%	13.3%	12.3%
% of FP17s for the same patient ID Re-attending within 3 months - Adults	2,956	15,383	19.2%	17.6%	17.3%	16.7%
% of FP17s for the same patient ID Re-attending between 3 & 9 months - Children	1,654	4,382	37.7%	56.2%	58.9%	57.6%
% of FP17s for the same patient ID Re-attending between 3 & 9 months - Adults	6,191	15,383	40.2%	49.9%	52.2%	50.1%
% of FP17s for Band 1 Urgent Courses	1,060	18,487	5.7%	10.4%	9.2%	9.1%
% of FP17s Relating to Free Repair or Replacements	151	18,487	0.8%	0.9%	1.0%	0.8%
% of FP17s Relating to Continuations	167	18,487	0.9%	1.3%	1.4%	1.2%
% of Patients satisfied with the dentistry they have received	9	9	N/A	92.1%	93.1%	92.8%
% of Patients satisfied with the time they had to wait for an appointment	9	9	N/A	88.1%	89.5%	88.7%

* This is based on patients treated on this contract for their most recent course of treatment. Figures in italics indicate the base number of FP17s or Patient Questionnaire responses are less than 100. N/A is shown where the base number of responses is less than 10 during the period. % is calculated as Quantity/Base number*100

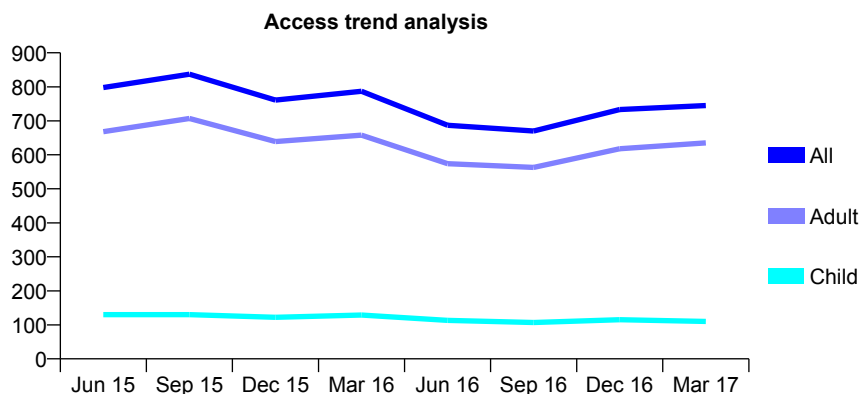
Q46 - Vital Signs At a Glance Contract Report for 239615/0006 - Year end March 2017

Name or company name	MR RS SINGH
Contract type name	PDS Contract
Purpose of contract	General
Contract start date	01/05/2010
Contract end date	31/03/2018

16/17 Contracted general activity (UDA)	1,344
Carry forward general activity (UDA)	0
16/17 Contracted orthodontic activity (UOA)	0
Carry forward orthodontic activity (UOA)	0
Baseline contract value	£89,897.20

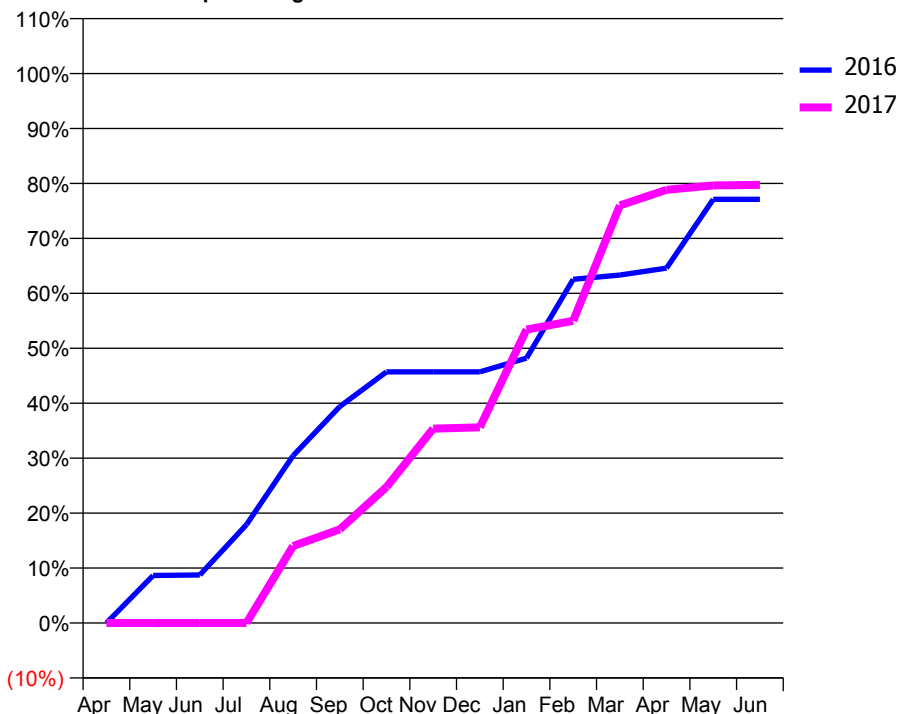
ACCESS*

Patients seen in 24 months	Total	Change since previous quarter
Quarter ending March 2016	787	
Quarter ending June 2016	687	↓
Quarter ending September 2016	670	↓
Quarter ending December 2016	733	↑
Quarter ending March 2017	745	→
Variance since March 2016	(5.3%)	↓



ACTIVITY

Cumulative percentage of contracted UDA delivered 2016 & 2017



Adjusted Scheduled Activity (UDA)

Month	2016	2017
April	0	0
May	116	0
June	118	0
July	241	0
August	410	188
September	530	229
October	614	332
November	614	475
December	614	479
January	648	718
February	841	739
March	851	1,021
April	868	1,060
May	1,036	1,070
June	1,036	1,072

QUALITY

	Quantity	Base Number	Contract	AT	Region	England
% of FP17s for the same patient ID Re-attending within 3 months - Children	2	198	1.0%	12.9%	13.3%	12.3%
% of FP17s for the same patient ID Re-attending within 3 months - Adults	7	836	0.8%	17.6%	17.3%	16.7%
% of FP17s for the same patient ID Re-attending between 3 & 9 months - Children	2	198	1.0%	56.2%	58.9%	57.6%
% of FP17s for the same patient ID Re-attending between 3 & 9 months - Adults	6	836	0.7%	49.9%	52.2%	50.1%
% of FP17s for Band 1 Urgent Courses	888	894	99.3%	10.4%	9.2%	9.1%
% of FP17s Relating to Free Repair or Replacements	0	894	0.0%	0.9%	1.0%	0.8%
% of FP17s Relating to Continuations	0	894	0.0%	1.3%	1.4%	1.2%
% of Patients satisfied with the dentistry they have received	0	0	N/A	92.1%	93.1%	92.8%
% of Patients satisfied with the time they had to wait for an appointment	0	0	N/A	88.1%	89.5%	88.7%

* This is based on patients treated on this contract for their most recent course of treatment. Figures in italics indicate the base number of FP17s or Patient Questionnaire responses are less than 100. N/A is shown where the base number of responses is less than 10 during the period. % is calculated as Quantity/Base number*100

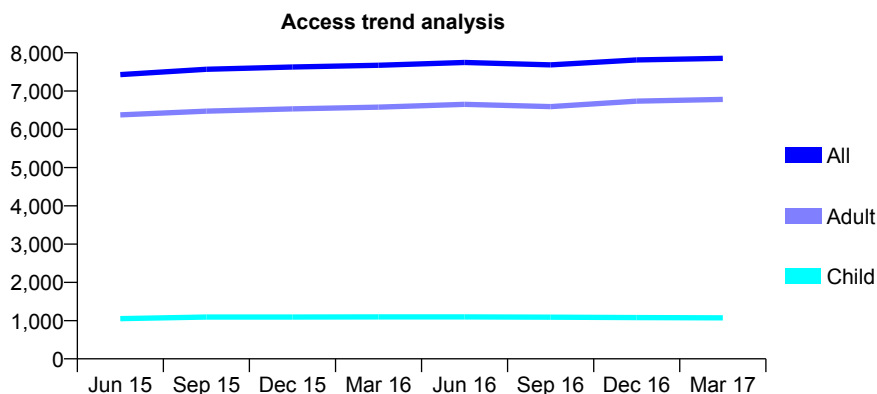
Q46 - Vital Signs At a Glance Contract Report for 243698/0001 - Year end March 2017

Name or company name	MR A SALEEM
Contract type name	GDS Contract
Purpose of contract	General
Contract start date	01/04/2006
Contract end date	

16/17 Contracted general activity (UDA)	26,900
Carry forward general activity (UDA)	265
16/17 Contracted orthodontic activity (UOA)	0
Carry forward orthodontic activity (UOA)	0
Baseline contract value	£803,370.60

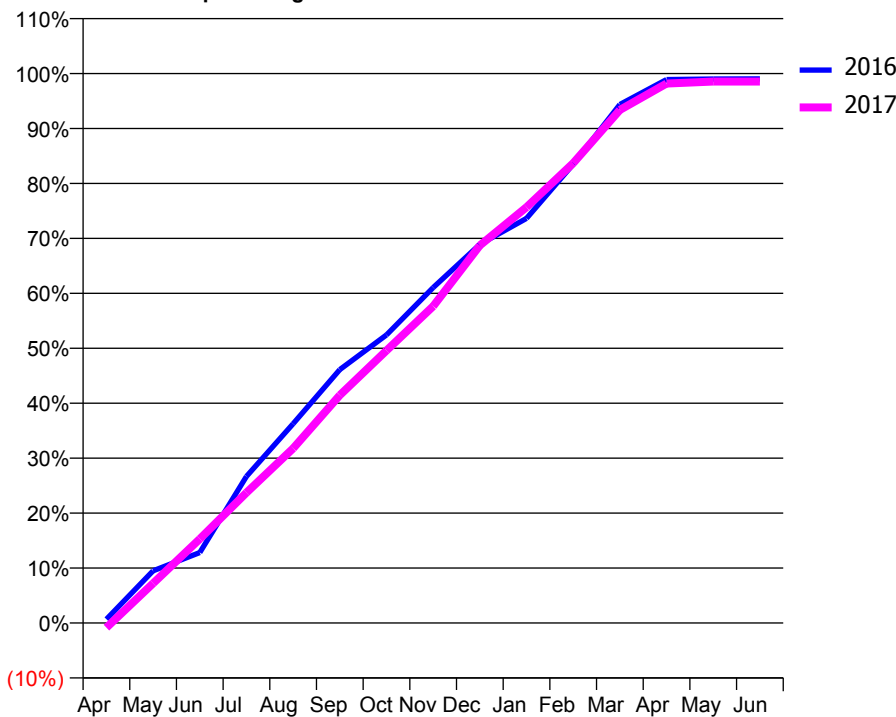
ACCESS*

Patients seen in 24 months	Total	Change since previous quarter
Quarter ending March 2016	7,675	
Quarter ending June 2016	7,748	→
Quarter ending September 2016	7,685	→
Quarter ending December 2016	7,815	→
Quarter ending March 2017	7,855	→
Variance since March 2016	2.3%	↑



ACTIVITY

Cumulative percentage of contracted UDA delivered 2016 & 2017



Month	Adjusted Scheduled Activity (UDA)	
	2016	2017
April	186	-234
May	2,553	1,942
June	3,447	4,118
July	7,179	6,381
August	9,754	8,546
September	12,404	11,154
October	14,103	13,337
November	16,423	15,506
December	18,537	18,486
January	19,809	20,358
February	22,457	22,512
March	25,386	25,117
April	26,605	26,405
May	26,632	26,504
June	26,635	26,505

QUALITY

	Quantity	Base Number	Contract	AT	Region	England
% of FP17s for the same patient ID Re-attending within 3 months - Children	184	1,556	11.8%	12.9%	13.3%	12.3%
% of FP17s for the same patient ID Re-attending within 3 months - Adults	1,726	8,880	19.4%	17.6%	17.3%	16.7%
% of FP17s for the same patient ID Re-attending between 3 & 9 months - Children	892	1,556	57.3%	56.2%	58.9%	57.6%
% of FP17s for the same patient ID Re-attending between 3 & 9 months - Adults	4,063	8,880	45.8%	49.9%	52.2%	50.1%
% of FP17s for Band 1 Urgent Courses	1,505	9,752	15.4%	10.4%	9.2%	9.1%
% of FP17s Relating to Free Repair or Replacements	165	9,752	1.7%	0.9%	1.0%	0.8%
% of FP17s Relating to Continuations	177	9,752	1.8%	1.3%	1.4%	1.2%
% of Patients satisfied with the dentistry they have received	5	5	N/A	92.1%	93.1%	92.8%
% of Patients satisfied with the time they had to wait for an appointment	2	5	N/A	88.1%	89.5%	88.7%

* This is based on patients treated on this contract for their most recent course of treatment. Figures in italics indicate the base number of FP17s or Patient Questionnaire responses are less than 100. N/A is shown where the base number of responses is less than 10 during the period. % is calculated as Quantity/Base number*100

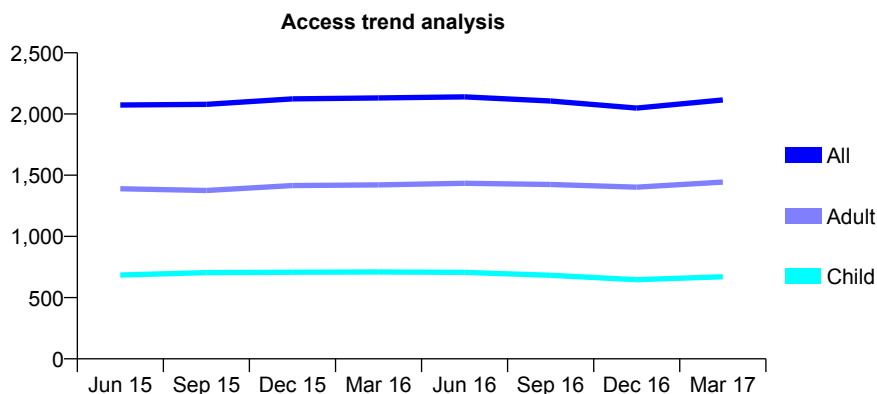
Q46 - Vital Signs At a Glance Contract Report for 243698/0002 - Year end March 2017

Name or company name	MR A SALEEM PARTNERSHIP
Contract type name	GDS Contract
Purpose of contract	General
Contract start date	10/10/2008
Contract end date	

16/17 Contracted general activity (UDA)	6,803
Carry forward general activity (UDA)	164
16/17 Contracted orthodontic activity (UOA)	0
Carry forward orthodontic activity (UOA)	0
Baseline contract value	£179,118.71

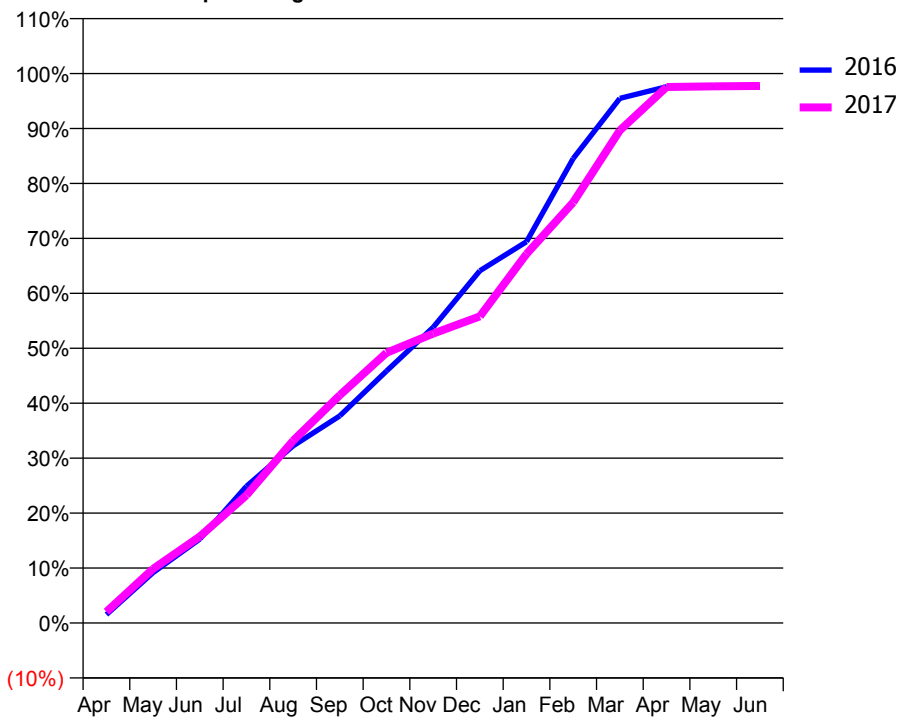
ACCESS*

Patients seen in 24 months	Total	Change since previous quarter
Quarter ending March 2016	2,131	
Quarter ending June 2016	2,140	→
Quarter ending September 2016	2,106	↓
Quarter ending December 2016	2,049	↓
Quarter ending March 2017	2,115	↑
Variance since March 2016	(0.8%)	→



ACTIVITY

Cumulative percentage of contracted UDA delivered 2016 & 2017



Month	Adjusted Scheduled Activity (UDA)	
	2016	2017
April	105	140
May	625	670
June	1,040	1,071
July	1,693	1,583
August	2,193	2,258
September	2,564	2,821
October	3,120	3,346
November	3,661	3,583
December	4,360	3,796
January	4,721	4,568
February	5,751	5,208
March	6,495	6,099
April	6,639	6,636
May	6,639	6,645
June	6,639	6,649

QUALITY

	Quantity	Base Number	Contract	AT	Region	England
% of FP17s for the same patient ID Re-attending within 3 months - Children	57	975	5.8%	12.9%	13.3%	12.3%
% of FP17s for the same patient ID Re-attending within 3 months - Adults	265	1,943	13.6%	17.6%	17.3%	16.7%
% of FP17s for the same patient ID Re-attending between 3 & 9 months - Children	616	975	63.2%	56.2%	58.9%	57.6%
% of FP17s for the same patient ID Re-attending between 3 & 9 months - Adults	1,021	1,943	52.5%	49.9%	52.2%	50.1%
% of FP17s for Band 1 Urgent Courses	198	3,042	6.5%	10.4%	9.2%	9.1%
% of FP17s Relating to Free Repair or Replacements	12	3,042	0.4%	0.9%	1.0%	0.8%
% of FP17s Relating to Continuations	18	3,042	0.6%	1.3%	1.4%	1.2%
% of Patients satisfied with the dentistry they have received	1	1	N/A	92.1%	93.1%	92.8%
% of Patients satisfied with the time they had to wait for an appointment	1	1	N/A	88.1%	89.5%	88.7%

* This is based on patients treated on this contract for their most recent course of treatment. Figures in italics indicate the base number of FP17s or Patient Questionnaire responses are less than 100. N/A is shown where the base number of responses is less than 10 during the period. % is calculated as Quantity/Base number*100

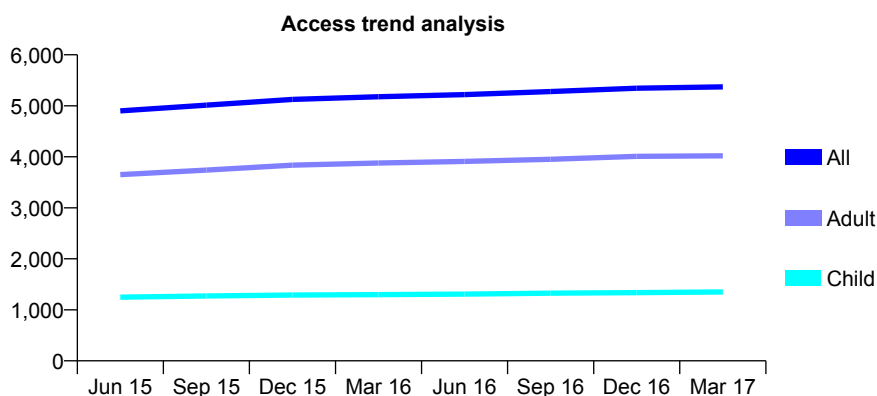
Q46 - Vital Signs At a Glance Contract Report for 245372/0005 - Year end March 2017

Name or company name	Seedat, Ahmed and Hashmi
Contract type name	GDS Contract
Purpose of contract	General
Contract start date	18/12/2008
Contract end date	

16/17 Contracted general activity (UDA)	20,000
Carry forward general activity (UDA)	648
16/17 Contracted orthodontic activity (UOA)	0
Carry forward orthodontic activity (UOA)	0
Baseline contract value	£488,945.07

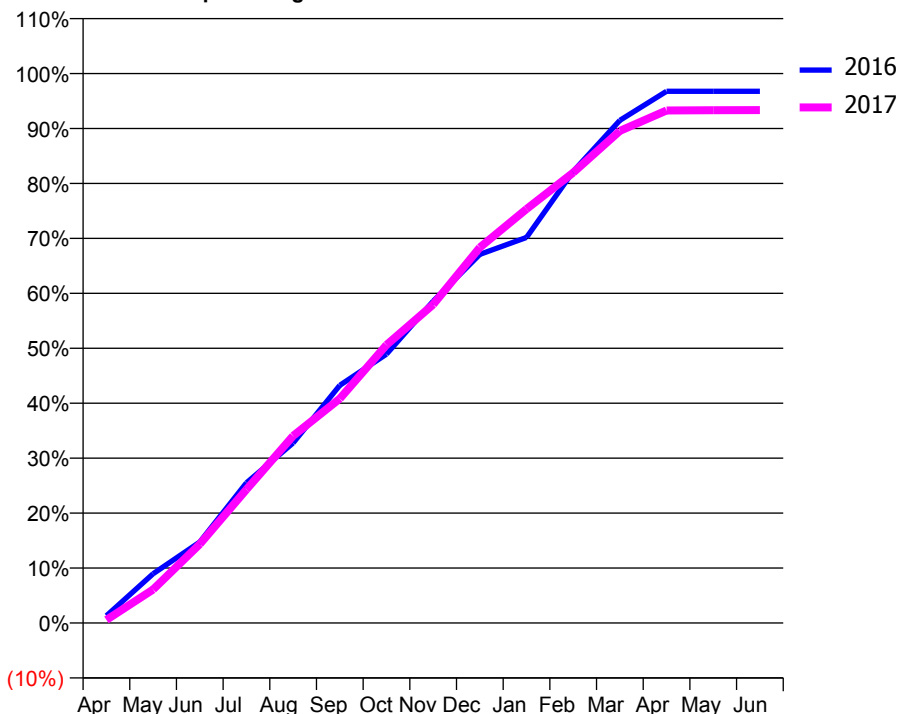
ACCESS*

Patients seen in 24 months	Total	Change since previous quarter
Quarter ending March 2016	5,177	
Quarter ending June 2016	5,219	→
Quarter ending September 2016	5,280	→
Quarter ending December 2016	5,346	→
Quarter ending March 2017	5,370	→
Variance since March 2016	3.7%	↑



ACTIVITY

Cumulative percentage of contracted UDA delivered 2016 & 2017



Adjusted Scheduled Activity (UDA)

Month	2016	2017
April	264	114
May	1,792	1,220
June	2,949	2,871
July	5,104	4,863
August	6,553	6,810
September	8,649	8,168
October	9,787	10,122
November	11,714	11,590
December	13,417	13,671
January	14,035	15,065
February	16,437	16,393
March	18,294	17,912
April	19,352	18,653
May	19,352	18,663
June	19,352	18,669

QUALITY

	Quantity	Base Number	Contract	AT	Region	England
% of FP17s for the same patient ID Re-attending within 3 months - Children	201	2,422	8.3%	12.9%	13.3%	12.3%
% of FP17s for the same patient ID Re-attending within 3 months - Adults	929	6,558	14.2%	17.6%	17.3%	16.7%
% of FP17s for the same patient ID Re-attending between 3 & 9 months - Children	1,713	2,422	70.7%	56.2%	58.9%	57.6%
% of FP17s for the same patient ID Re-attending between 3 & 9 months - Adults	4,278	6,558	65.2%	49.9%	52.2%	50.1%
% of FP17s for Band 1 Urgent Courses	507	8,954	5.7%	10.4%	9.2%	9.1%
% of FP17s Relating to Free Repair or Replacements	53	8,954	0.6%	0.9%	1.0%	0.8%
% of FP17s Relating to Continuations	132	8,954	1.5%	1.3%	1.4%	1.2%
% of Patients satisfied with the dentistry they have received	8	10	80.0%	92.1%	93.1%	92.8%
% of Patients satisfied with the time they had to wait for an appointment	9	10	90.0%	88.1%	89.5%	88.7%

* This is based on patients treated on this contract for their most recent course of treatment. Figures in italics indicate the base number of FP17s or Patient Questionnaire responses are less than 100. N/A is shown where the base number of responses is less than 10 during the period. % is calculated as Quantity/Base number*100

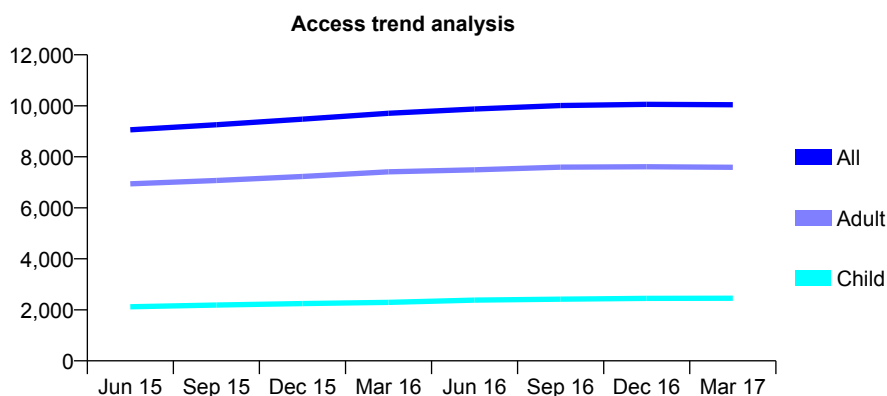
Q46 - Vital Signs At a Glance Contract Report for 245372/0006 - Year end March 2017

Name or company name	MR KK SARANGI
Contract type name	GDS Contract
Purpose of contract	General
Contract start date	01/04/2011
Contract end date	

16/17 Contracted general activity (UDA)	29,210
Carry forward general activity (UDA)	0
16/17 Contracted orthodontic activity (UOA)	0
Carry forward orthodontic activity (UOA)	0
Baseline contract value	£714,105.06

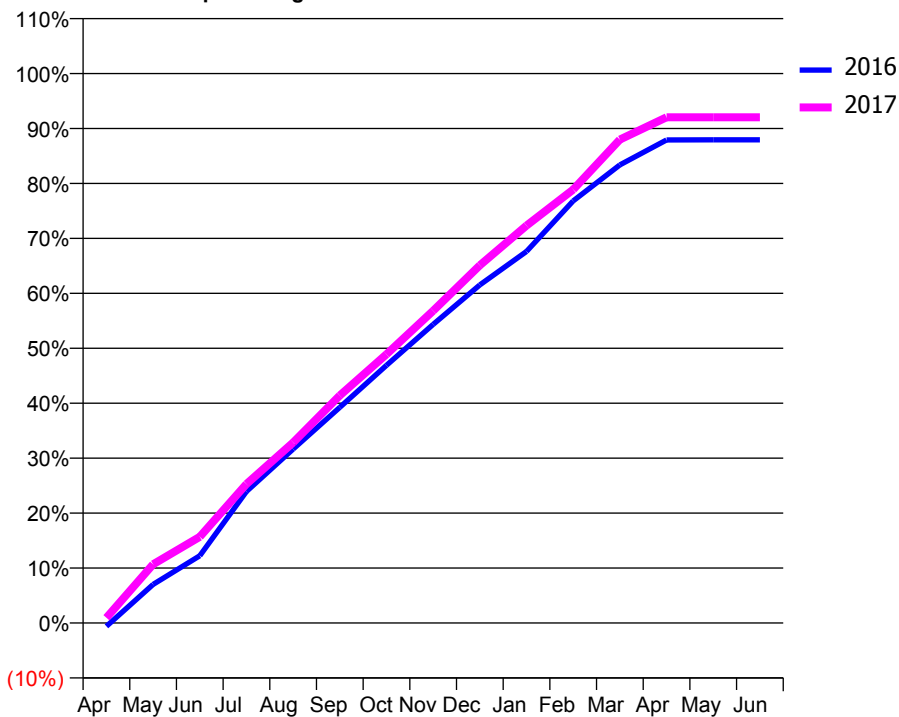
ACCESS*

Patients seen in 24 months	Total	Change since previous quarter
Quarter ending March 2016	9,707	
Quarter ending June 2016	9,872	→
Quarter ending September 2016	10,013	→
Quarter ending December 2016	10,058	→
Quarter ending March 2017	10,042	→
Variance since March 2016	3.5%	↑



ACTIVITY

Cumulative percentage of contracted UDA delivered 2016 & 2017



Month	Adjusted Scheduled Activity (UDA)	
	2016	2017
April	-181	279
May	2,053	3,126
June	3,576	4,582
July	6,989	7,391
August	9,246	9,594
September	11,462	12,099
October	13,699	14,289
November	15,874	16,599
December	17,972	19,016
January	19,751	21,125
February	22,442	23,038
March	24,351	25,699
April	25,675	26,886
May	25,684	26,884
June	25,685	26,884

QUALITY

	Quantity	Base Number	Contract	AT	Region	England
% of FP17s for the same patient ID Re-attending within 3 months - Children	193	3,901	4.9%	12.9%	13.3%	12.3%
% of FP17s for the same patient ID Re-attending within 3 months - Adults	1,270	11,694	10.9%	17.6%	17.3%	16.7%
% of FP17s for the same patient ID Re-attending between 3 & 9 months - Children	2,706	3,901	69.4%	56.2%	58.9%	57.6%
% of FP17s for the same patient ID Re-attending between 3 & 9 months - Adults	7,837	11,694	67.0%	49.9%	52.2%	50.1%
% of FP17s for Band 1 Urgent Courses	747	15,482	4.8%	10.4%	9.2%	9.1%
% of FP17s Relating to Free Repair or Replacements	87	15,482	0.6%	0.9%	1.0%	0.8%
% of FP17s Relating to Continuations	172	15,482	1.1%	1.3%	1.4%	1.2%
% of Patients satisfied with the dentistry they have received	17	17	100.0%	92.1%	93.1%	92.8%
% of Patients satisfied with the time they had to wait for an appointment	12	17	70.6%	88.1%	89.5%	88.7%

* This is based on patients treated on this contract for their most recent course of treatment. Figures in italics indicate the base number of FP17s or Patient Questionnaire responses are less than 100. N/A is shown where the base number of responses is less than 10 during the period. % is calculated as Quantity/Base number*100

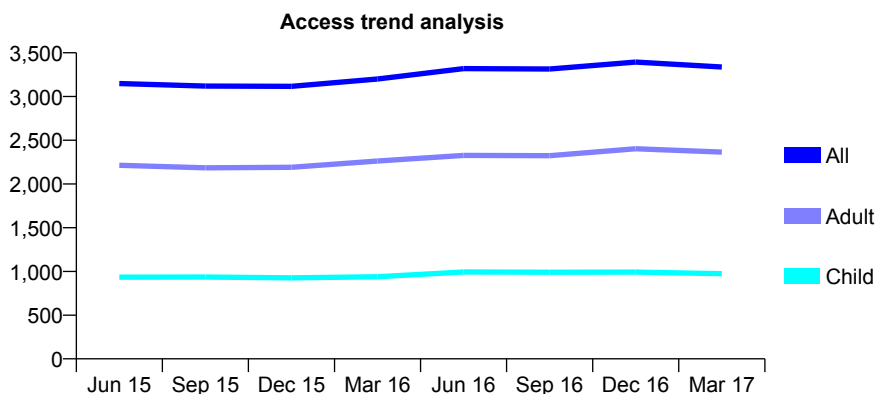
Q46 - Vital Signs At a Glance Contract Report for 245658/0001 - Year end March 2017

Name or company name	MR K HAMEED
Contract type name	GDS Contract
Purpose of contract	General
Contract start date	01/04/2006
Contract end date	

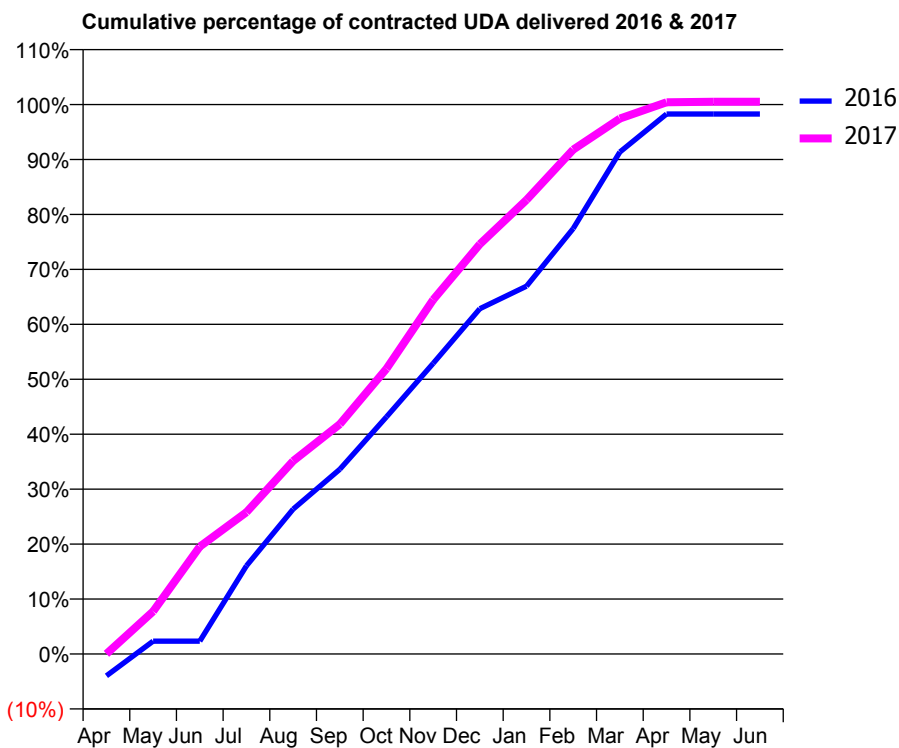
16/17 Contracted general activity (UDA)	8,433
Carry forward general activity (UDA)	151
16/17 Contracted orthodontic activity (UOA)	0
Carry forward orthodontic activity (UOA)	0
Baseline contract value	£228,071.95

ACCESS*

Patients seen in 24 months	Total	Change since previous quarter
Quarter ending March 2016	3,201	
Quarter ending June 2016	3,320	↑
Quarter ending September 2016	3,315	→
Quarter ending December 2016	3,394	↑
Quarter ending March 2017	3,338	↓
Variance since March 2016	4.3%	↑



ACTIVITY



Month	Adjusted Scheduled Activity (UDA)	
	2016	2017
April	-347	3
May	203	654
June	203	1,648
July	1,399	2,177
August	2,297	2,962
September	2,929	3,527
October	3,760	4,378
November	4,609	5,436
December	5,475	6,289
January	5,832	6,969
February	6,746	7,742
March	7,961	8,218
April	8,562	8,467
May	8,562	8,475
June	8,562	8,475

QUALITY

	Quantity	Base Number	Contract	AT	Region	England
% of FP17s for the same patient ID Re-attending within 3 months - Children	132	1,538	8.6%	12.9%	13.3%	12.3%
% of FP17s for the same patient ID Re-attending within 3 months - Adults	653	3,267	20.0%	17.6%	17.3%	16.7%
% of FP17s for the same patient ID Re-attending between 3 & 9 months - Children	918	1,538	59.7%	56.2%	58.9%	57.6%
% of FP17s for the same patient ID Re-attending between 3 & 9 months - Adults	1,516	3,267	46.4%	49.9%	52.2%	50.1%
% of FP17s for Band 1 Urgent Courses	482	4,674	10.3%	10.4%	9.2%	9.1%
% of FP17s Relating to Free Repair or Replacements	1	4,674	0.0%	0.9%	1.0%	0.8%
% of FP17s Relating to Continuations	93	4,674	2.0%	1.3%	1.4%	1.2%
% of Patients satisfied with the dentistry they have received	2	2	N/A	92.1%	93.1%	92.8%
% of Patients satisfied with the time they had to wait for an appointment	1	2	N/A	88.1%	89.5%	88.7%

* This is based on patients treated on this contract for their most recent course of treatment. Figures in italics indicate the base number of FP17s or Patient Questionnaire responses are less than 100. N/A is shown where the base number of responses is less than 10 during the period. % is calculated as Quantity/Base number*100

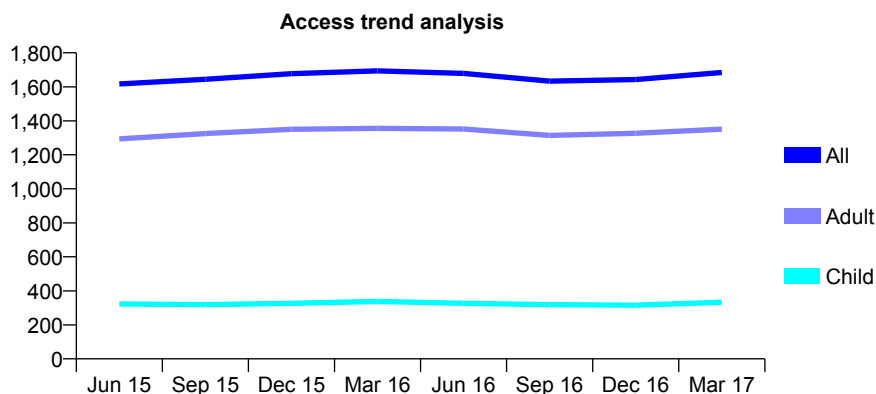
Q46 - Vital Signs At a Glance Contract Report for 246441/0001 - Year end March 2017

Name or company name	MR R KEIGHOBADI
Contract type name	GDS Contract
Purpose of contract	General
Contract start date	01/04/2006
Contract end date	

16/17 Contracted general activity (UDA)	5,431
Carry forward general activity (UDA)	154
16/17 Contracted orthodontic activity (UOA)	0
Carry forward orthodontic activity (UOA)	0
Baseline contract value	£141,631.39

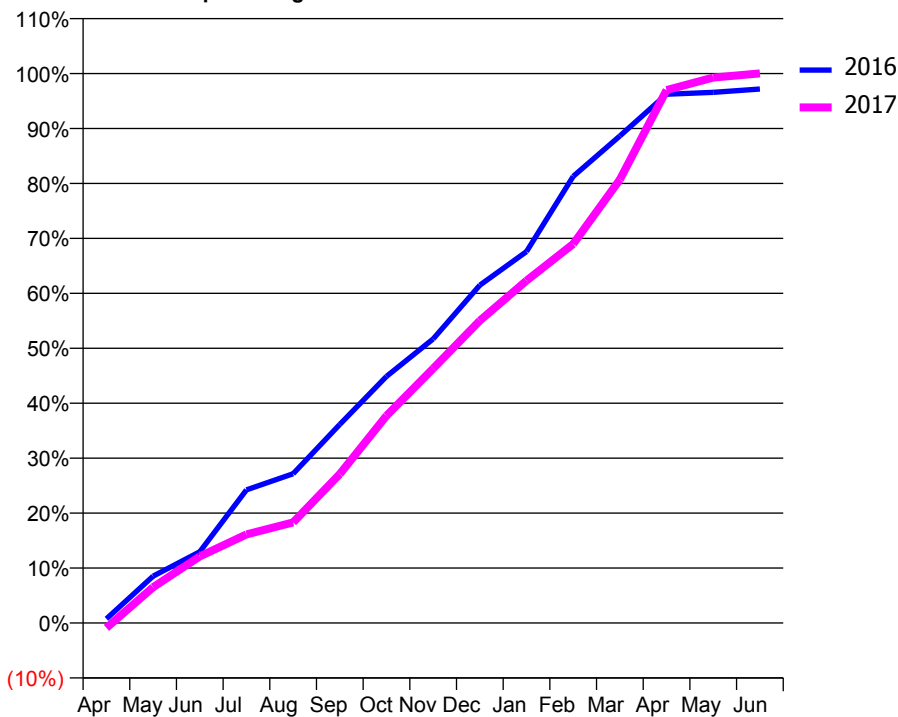
ACCESS*

Patients seen in 24 months	Total	Change since previous quarter
Quarter ending March 2016	1,694	
Quarter ending June 2016	1,679	→
Quarter ending September 2016	1,633	↓
Quarter ending December 2016	1,643	→
Quarter ending March 2017	1,684	↑
Variance since March 2016	(0.6%)	→



ACTIVITY

Cumulative percentage of contracted UDA delivered 2016 & 2017



Adjusted Scheduled Activity (UDA)

Month	2016	2017
April	42	-49
May	463	354
June	705	658
July	1,315	875
August	1,475	994
September	1,963	1,473
October	2,438	2,049
November	2,808	2,516
December	3,339	2,988
January	3,671	3,383
February	4,414	3,747
March	4,814	4,383
April	5,227	5,267
May	5,245	5,390
June	5,277	5,432

QUALITY

	Quantity	Base Number	Contract	AT	Region	England
% of FP17s for the same patient ID Re-attending within 3 months - Children	8	334	2.4%	12.9%	13.3%	12.3%
% of FP17s for the same patient ID Re-attending within 3 months - Adults	245	1,594	15.4%	17.6%	17.3%	16.7%
% of FP17s for the same patient ID Re-attending between 3 & 9 months - Children	107	334	32.0%	56.2%	58.9%	57.6%
% of FP17s for the same patient ID Re-attending between 3 & 9 months - Adults	626	1,594	39.3%	49.9%	52.2%	50.1%
% of FP17s for Band 1 Urgent Courses	291	2,106	13.8%	10.4%	9.2%	9.1%
% of FP17s Relating to Free Repair or Replacements	8	2,106	0.4%	0.9%	1.0%	0.8%
% of FP17s Relating to Continuations	9	2,106	0.4%	1.3%	1.4%	1.2%
% of Patients satisfied with the dentistry they have received	3	4	N/A	92.1%	93.1%	92.8%
% of Patients satisfied with the time they had to wait for an appointment	2	4	N/A	88.1%	89.5%	88.7%

* This is based on patients treated on this contract for their most recent course of treatment. Figures in italics indicate the base number of FP17s or Patient Questionnaire responses are less than 100. N/A is shown where the base number of responses is less than 10 during the period. % is calculated as Quantity/Base number*100

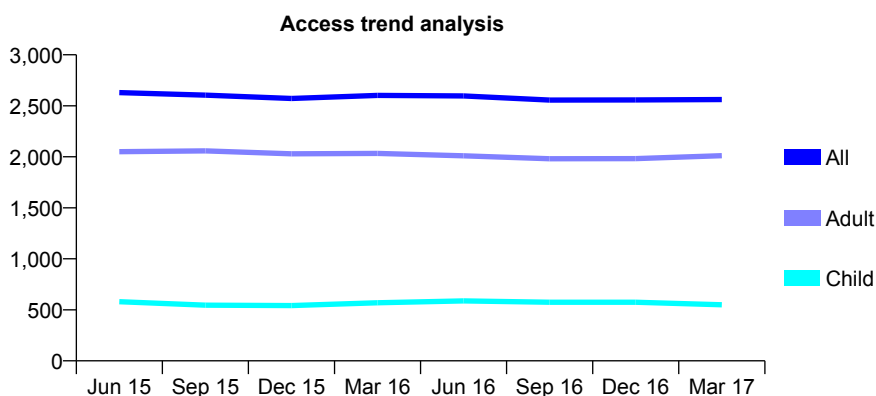
Q46 - Vital Signs At a Glance Contract Report for 253081/0001 - Year end March 2017

Name or company name	MISS GM Zverblis
Contract type name	GDS Contract
Purpose of contract	General
Contract start date	01/04/2006
Contract end date	

16/17 Contracted general activity (UDA)	8,542
Carry forward general activity (UDA)	-91
16/17 Contracted orthodontic activity (UOA)	0
Carry forward orthodontic activity (UOA)	0
Baseline contract value	£208,828.43

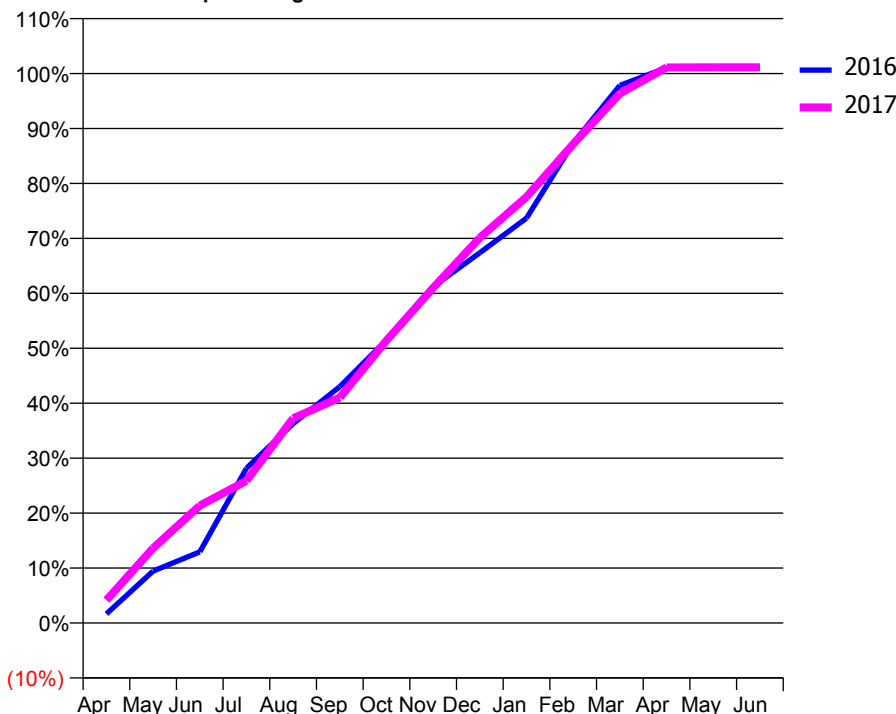
ACCESS*

Patients seen in 24 months	Total	Change since previous quarter
Quarter ending March 2016	2,602	
Quarter ending June 2016	2,597	→
Quarter ending September 2016	2,556	↓
Quarter ending December 2016	2,557	→
Quarter ending March 2017	2,561	→
Variance since March 2016	(1.6%)	↓



ACTIVITY

Cumulative percentage of contracted UDA delivered 2016 & 2017



Month	2016	2017
April	142	356
May	807	1,163
June	1,107	1,824
July	2,406	2,210
August	3,101	3,183
September	3,673	3,504
October	4,400	4,391
November	5,228	5,210
December	5,756	5,989
January	6,294	6,623
February	7,458	7,445
March	8,356	8,229
April	8,632	8,636
May	8,632	8,638
June	8,633	8,638

QUALITY

	Quantity	Base Number	Contract	AT	Region	England
% of FP17s for the same patient ID Re-attending within 3 months - Children	41	872	4.7%	12.9%	13.3%	12.3%
% of FP17s for the same patient ID Re-attending within 3 months - Adults	682	3,472	19.6%	17.6%	17.3%	16.7%
% of FP17s for the same patient ID Re-attending between 3 & 9 months - Children	539	872	61.8%	56.2%	58.9%	57.6%
% of FP17s for the same patient ID Re-attending between 3 & 9 months - Adults	1,944	3,472	56.0%	49.9%	52.2%	50.1%
% of FP17s for Band 1 Urgent Courses	320	4,372	7.3%	10.4%	9.2%	9.1%
% of FP17s Relating to Free Repair or Replacements	97	4,372	2.2%	0.9%	1.0%	0.8%
% of FP17s Relating to Continuations	58	4,372	1.3%	1.3%	1.4%	1.2%
% of Patients satisfied with the dentistry they have received	5	5	N/A	92.1%	93.1%	92.8%
% of Patients satisfied with the time they had to wait for an appointment	5	5	N/A	88.1%	89.5%	88.7%

* This is based on patients treated on this contract for their most recent course of treatment. Figures in italics indicate the base number of FP17s or Patient Questionnaire responses are less than 100. N/A is shown where the base number of responses is less than 10 during the period. % is calculated as Quantity/Base number*100

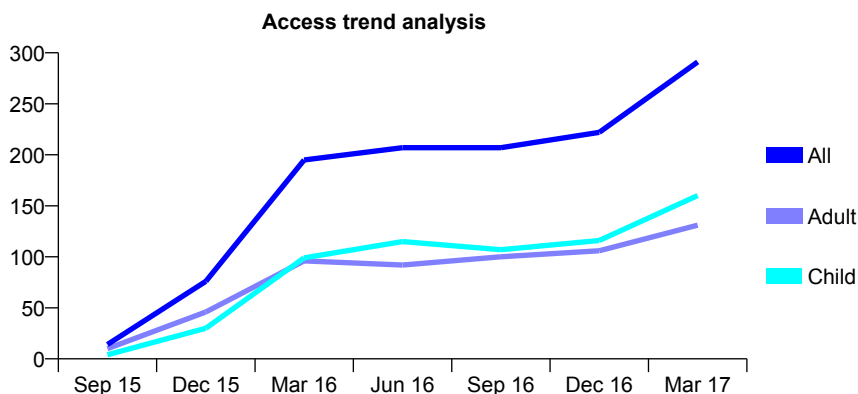
Q46 - Vital Signs At a Glance Contract Report for 253081/0003 - Year end March 2017

Name or company name	MISS GM Zverblis
Contract type name	GDS Contract
Purpose of contract	General
Contract start date	14/09/2015
Contract end date	

16/17 Contracted general activity (UDA)	730
Carry forward general activity (UDA)	0
16/17 Contracted orthodontic activity (UOA)	0
Carry forward orthodontic activity (UOA)	0
Baseline contract value	£17,846.49

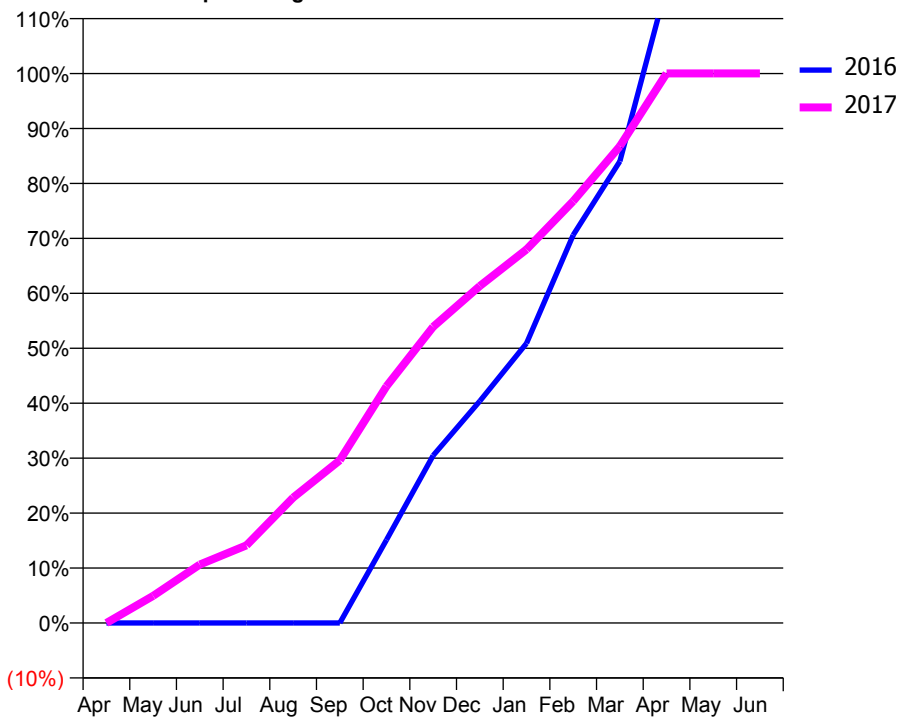
ACCESS*

Patients seen in 24 months	Total	Change since previous quarter
Quarter ending March 2016	195	
Quarter ending June 2016	207	↑
Quarter ending September 2016	207	→
Quarter ending December 2016	222	↑
Quarter ending March 2017	291	↑
Variance since March 2016	49.2%	↑



ACTIVITY

Cumulative percentage of contracted UDA delivered 2016 & 2017



Month	Adjusted Scheduled Activity (UDA)	
	2016	2017
April	0	0
May	0	36
June	0	78
July	0	103
August	0	167
September	0	216
October	60	315
November	121	394
December	161	448
January	203	496
February	281	560
March	334	633
April	461	730
May	461	730
June	461	730

QUALITY

	Quantity	Base Number	Contract	AT	Region	England
% of FP17s for the same patient ID Re-attending within 3 months - Children	11	244	4.5%	12.9%	13.3%	12.3%
% of FP17s for the same patient ID Re-attending within 3 months - Adults	9	192	4.7%	17.6%	17.3%	16.7%
% of FP17s for the same patient ID Re-attending between 3 & 9 months - Children	52	244	21.3%	56.2%	58.9%	57.6%
% of FP17s for the same patient ID Re-attending between 3 & 9 months - Adults	26	192	13.5%	49.9%	52.2%	50.1%
% of FP17s for Band 1 Urgent Courses	36	409	8.8%	10.4%	9.2%	9.1%
% of FP17s Relating to Free Repair or Replacements	3	409	0.7%	0.9%	1.0%	0.8%
% of FP17s Relating to Continuations	0	409	0.0%	1.3%	1.4%	1.2%
% of Patients satisfied with the dentistry they have received	0	0	N/A	92.1%	93.1%	92.8%
% of Patients satisfied with the time they had to wait for an appointment	0	0	N/A	88.1%	89.5%	88.7%

* This is based on patients treated on this contract for their most recent course of treatment. Figures in italics indicate the base number of FP17s or Patient Questionnaire responses are less than 100. N/A is shown where the base number of responses is less than 10 during the period. % is calculated as Quantity/Base number*100

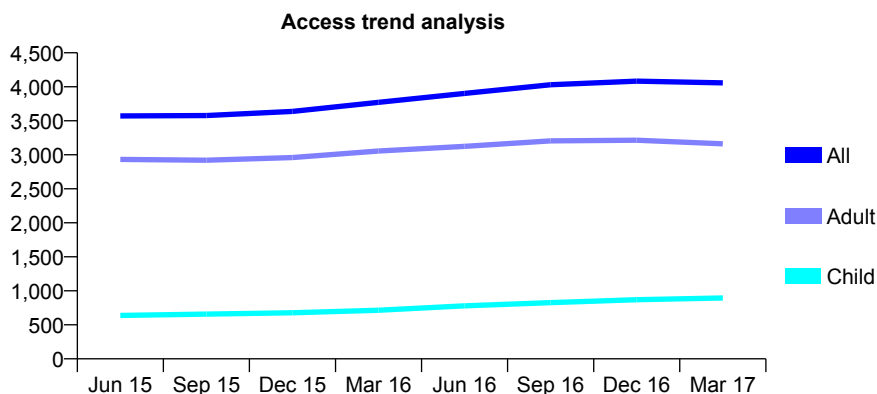
Q46 - Vital Signs At a Glance Contract Report for 258873/0001 - Year end March 2017

Name or company name	MR VK AGGARWAL
Contract type name	GDS Contract
Purpose of contract	General
Contract start date	01/04/2012
Contract end date	

16/17 Contracted general activity (UDA)	13,233
Carry forward general activity (UDA)	226
16/17 Contracted orthodontic activity (UOA)	0
Carry forward orthodontic activity (UOA)	0
Baseline contract value	£323,510.50

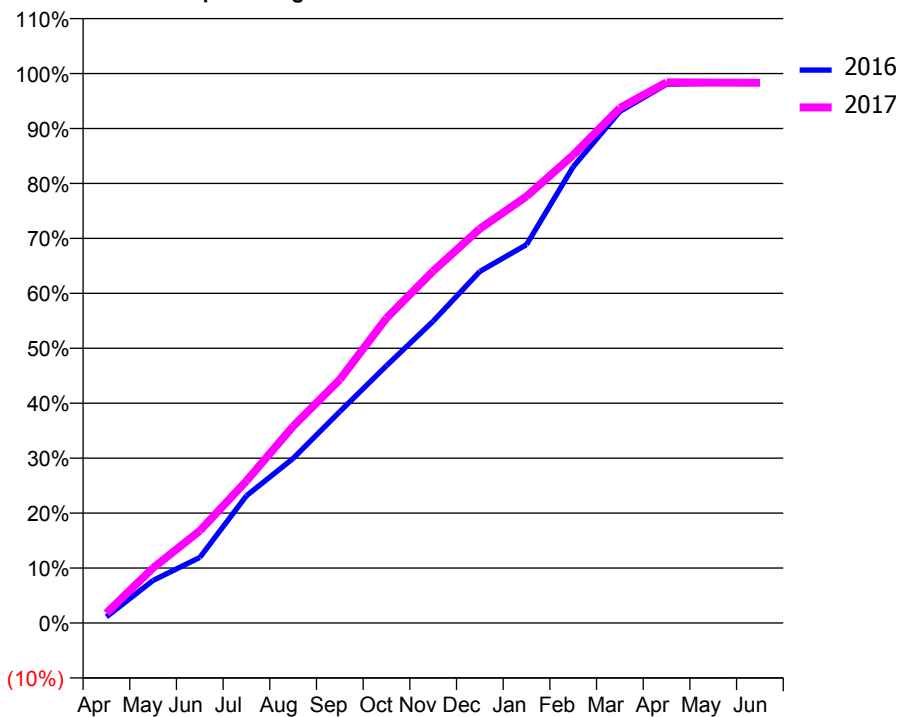
ACCESS*

Patients seen in 24 months	Total	Change since previous quarter
Quarter ending March 2016	3,771	
Quarter ending June 2016	3,903	↑
Quarter ending September 2016	4,031	↑
Quarter ending December 2016	4,084	→
Quarter ending March 2017	4,058	→
Variance since March 2016	7.6%	↑



ACTIVITY

Cumulative percentage of contracted UDA delivered 2016 & 2017



Month	Adjusted Scheduled Activity (UDA)	
	2016	2017
April	150	238
May	1,035	1,329
June	1,592	2,220
July	3,090	3,421
August	3,999	4,737
September	5,134	5,862
October	6,249	7,343
November	7,330	8,475
December	8,538	9,495
January	9,188	10,275
February	11,081	11,270
March	12,424	12,402
April	13,086	13,019
May	13,107	13,013
June	13,107	13,010

QUALITY

	Quantity	Base Number	Contract	AT	Region	England
% of FP17s for the same patient ID Re-attending within 3 months - Children	194	1,526	12.7%	12.9%	13.3%	12.3%
% of FP17s for the same patient ID Re-attending within 3 months - Adults	929	5,464	17.0%	17.6%	17.3%	16.7%
% of FP17s for the same patient ID Re-attending between 3 & 9 months - Children	903	1,526	59.2%	56.2%	58.9%	57.6%
% of FP17s for the same patient ID Re-attending between 3 & 9 months - Adults	3,467	5,464	63.5%	49.9%	52.2%	50.1%
% of FP17s for Band 1 Urgent Courses	507	6,987	7.3%	10.4%	9.2%	9.1%
% of FP17s Relating to Free Repair or Replacements	228	6,987	3.3%	0.9%	1.0%	0.8%
% of FP17s Relating to Continuations	57	6,987	0.8%	1.3%	1.4%	1.2%
% of Patients satisfied with the dentistry they have received	24	25	96.0%	92.1%	93.1%	92.8%
% of Patients satisfied with the time they had to wait for an appointment	25	25	100.0%	88.1%	89.5%	88.7%

* This is based on patients treated on this contract for their most recent course of treatment. Figures in italics indicate the base number of FP17s or Patient Questionnaire responses are less than 100. N/A is shown where the base number of responses is less than 10 during the period. % is calculated as Quantity/Base number*100

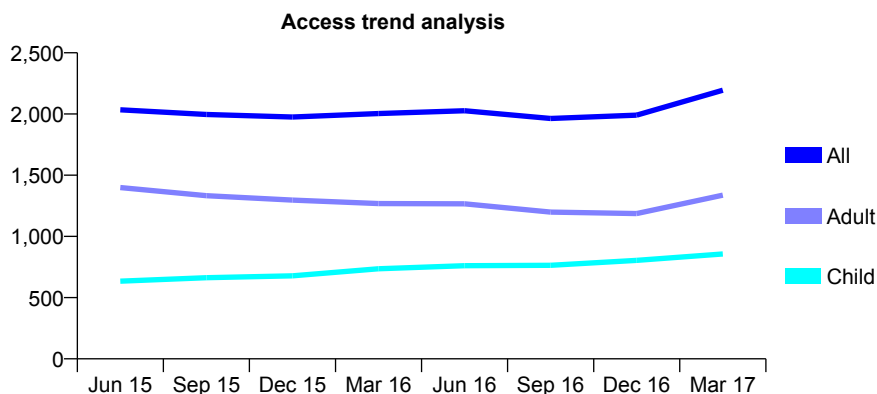
Q46 - Vital Signs At a Glance Contract Report for 261963/0001 - Year end March 2017

Name or company name	MISS A AHMED
Contract type name	GDS Contract
Purpose of contract	General
Contract start date	01/04/2006
Contract end date	

16/17 Contracted general activity (UDA)	6,625
Carry forward general activity (UDA)	3
16/17 Contracted orthodontic activity (UOA)	0
Carry forward orthodontic activity (UOA)	0
Baseline contract value	£198,066.09

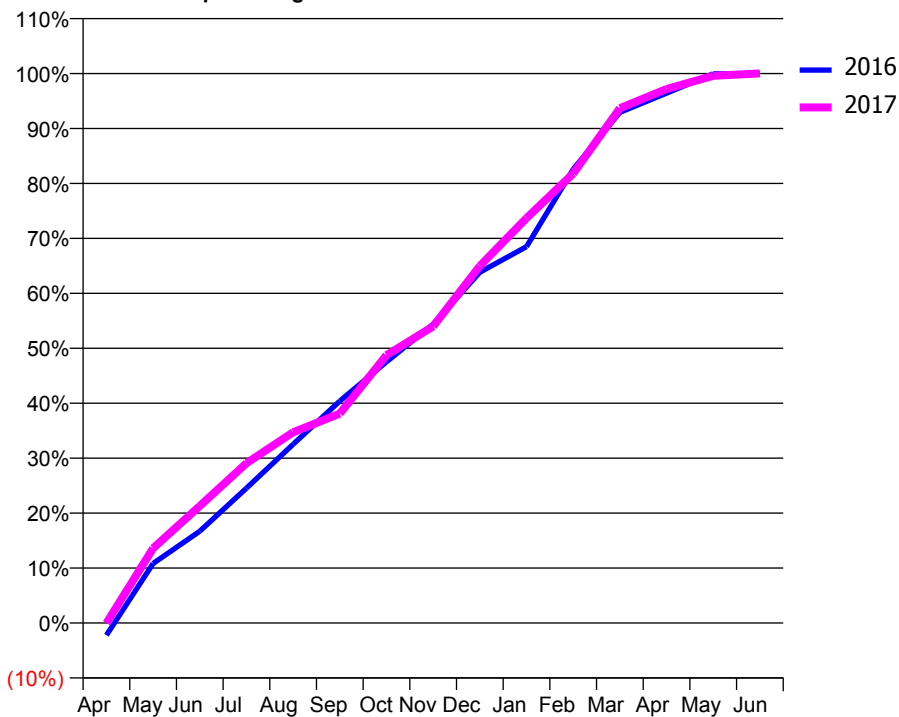
ACCESS*

Patients seen in 24 months	Total	Change since previous quarter
Quarter ending March 2016	2,004	
Quarter ending June 2016	2,027	→
Quarter ending September 2016	1,963	↓
Quarter ending December 2016	1,991	→
Quarter ending March 2017	2,194	↑
Variance since March 2016	9.5%	↑



ACTIVITY

Cumulative percentage of contracted UDA delivered 2016 & 2017



Month	Adjusted Scheduled Activity (UDA)	
	2016	2017
April	-149	-3
May	717	901
June	1,107	1,411
July	1,625	1,928
August	2,155	2,300
September	2,677	2,525
October	3,148	3,229
November	3,603	3,577
December	4,229	4,304
January	4,538	4,881
February	5,470	5,419
March	6,157	6,207
April	6,388	6,439
May	6,622	6,598
June	6,622	6,626

QUALITY

	Quantity	Base Number	Contract	AT	Region	England
% of FP17s for the same patient ID Re-attending within 3 months - Children	199	1,405	14.2%	12.9%	13.3%	12.3%
% of FP17s for the same patient ID Re-attending within 3 months - Adults	339	1,973	17.2%	17.6%	17.3%	16.7%
% of FP17s for the same patient ID Re-attending between 3 & 9 months - Children	767	1,405	54.6%	56.2%	58.9%	57.6%
% of FP17s for the same patient ID Re-attending between 3 & 9 months - Adults	1,064	1,973	53.9%	49.9%	52.2%	50.1%
% of FP17s for Band 1 Urgent Courses	218	3,350	6.5%	10.4%	9.2%	9.1%
% of FP17s Relating to Free Repair or Replacements	11	3,350	0.3%	0.9%	1.0%	0.8%
% of FP17s Relating to Continuations	9	3,350	0.3%	1.3%	1.4%	1.2%
% of Patients satisfied with the dentistry they have received	2	2	N/A	92.1%	93.1%	92.8%
% of Patients satisfied with the time they had to wait for an appointment	1	2	N/A	88.1%	89.5%	88.7%

* This is based on patients treated on this contract for their most recent course of treatment. Figures in italics indicate the base number of FP17s or Patient Questionnaire responses are less than 100. N/A is shown where the base number of responses is less than 10 during the period. % is calculated as Quantity/Base number*100

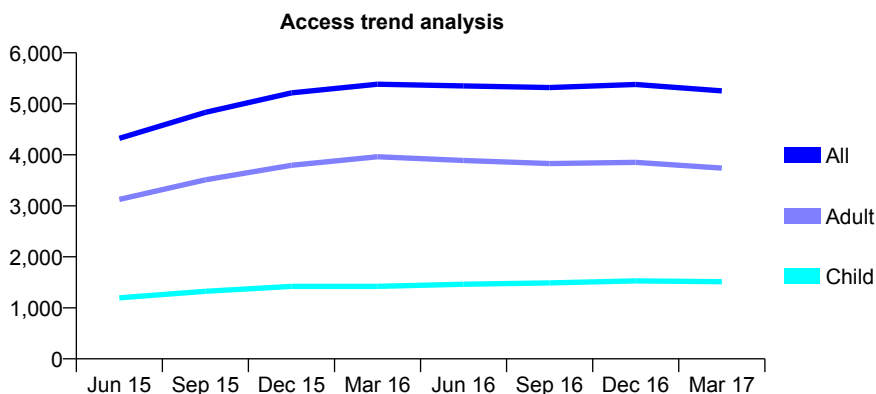
Q46 - Vital Signs At a Glance Contract Report for 295183/0001 - Year end March 2017

Name or company name	MR CC LIU
Contract type name	GDS Contract
Purpose of contract	General
Contract start date	01/03/2014
Contract end date	

16/17 Contracted general activity (UDA)	15,034
Carry forward general activity (UDA)	-301
16/17 Contracted orthodontic activity (UOA)	0
Carry forward orthodontic activity (UOA)	0
Baseline contract value	£431,741.64

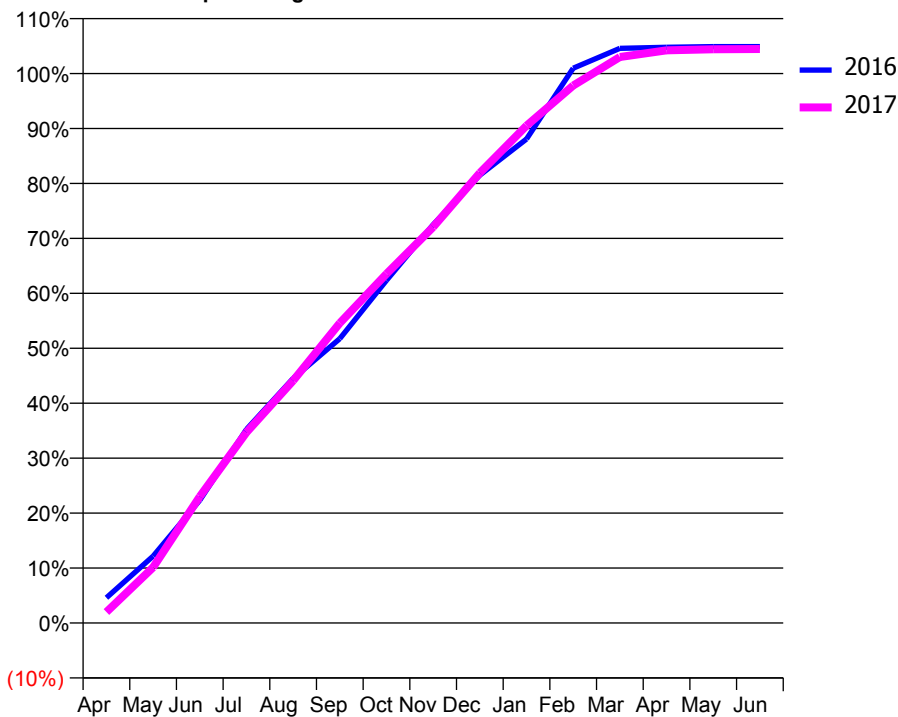
ACCESS*

Patients seen in 24 months	Total	Change since previous quarter
Quarter ending March 2016	5,384	
Quarter ending June 2016	5,350	→
Quarter ending September 2016	5,319	→
Quarter ending December 2016	5,379	→
Quarter ending March 2017	5,253	↓
Variance since March 2016	(2.4%)	↓



ACTIVITY

Cumulative percentage of contracted UDA delivered 2016 & 2017



Adjusted Scheduled Activity (UDA)

Month	2016	2017
April	705	301
May	1,865	1,521
June	3,420	3,462
July	5,397	5,215
August	6,817	6,632
September	7,926	8,205
October	9,550	9,554
November	11,102	10,834
December	12,480	12,314
January	13,488	13,605
February	15,463	14,705
March	16,014	15,487
April	16,046	15,669
May	16,064	15,698
June	16,064	15,704

QUALITY

	Quantity	Base Number	Contract	AT	Region	England
% of FP17s for the same patient ID Re-attending within 3 months - Children	120	1,528	7.9%	12.9%	13.3%	12.3%
% of FP17s for the same patient ID Re-attending within 3 months - Adults	529	3,674	14.4%	17.6%	17.3%	16.7%
% of FP17s for the same patient ID Re-attending between 3 & 9 months - Children	483	1,528	31.6%	56.2%	58.9%	57.6%
% of FP17s for the same patient ID Re-attending between 3 & 9 months - Adults	1,046	3,674	28.5%	49.9%	52.2%	50.1%
% of FP17s for Band 1 Urgent Courses	772	5,249	14.7%	10.4%	9.2%	9.1%
% of FP17s Relating to Free Repair or Replacements	0	5,249	0.0%	0.9%	1.0%	0.8%
% of FP17s Relating to Continuations	0	5,249	0.0%	1.3%	1.4%	1.2%
% of Patients satisfied with the dentistry they have received	7	8	N/A	92.1%	93.1%	92.8%
% of Patients satisfied with the time they had to wait for an appointment	7	8	N/A	88.1%	89.5%	88.7%

* This is based on patients treated on this contract for their most recent course of treatment. Figures in italics indicate the base number of FP17s or Patient Questionnaire responses are less than 100. N/A is shown where the base number of responses is less than 10 during the period. % is calculated as Quantity/Base number*100

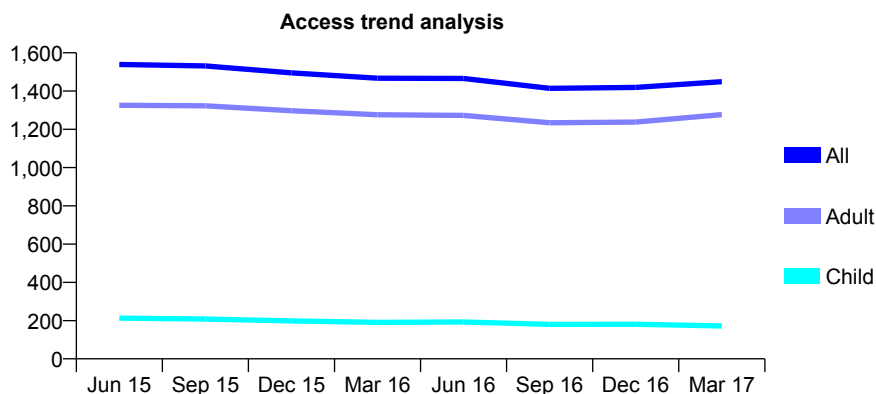
Q46 - Vital Signs At a Glance Contract Report for 305294/0001 - Year end March 2017

Name or company name	MR DC MOSS
Contract type name	GDS Contract
Purpose of contract	General
Contract start date	01/04/2006
Contract end date	

16/17 Contracted general activity (UDA)	6,720
Carry forward general activity (UDA)	0
16/17 Contracted orthodontic activity (UOA)	0
Carry forward orthodontic activity (UOA)	0
Baseline contract value	£182,981.55

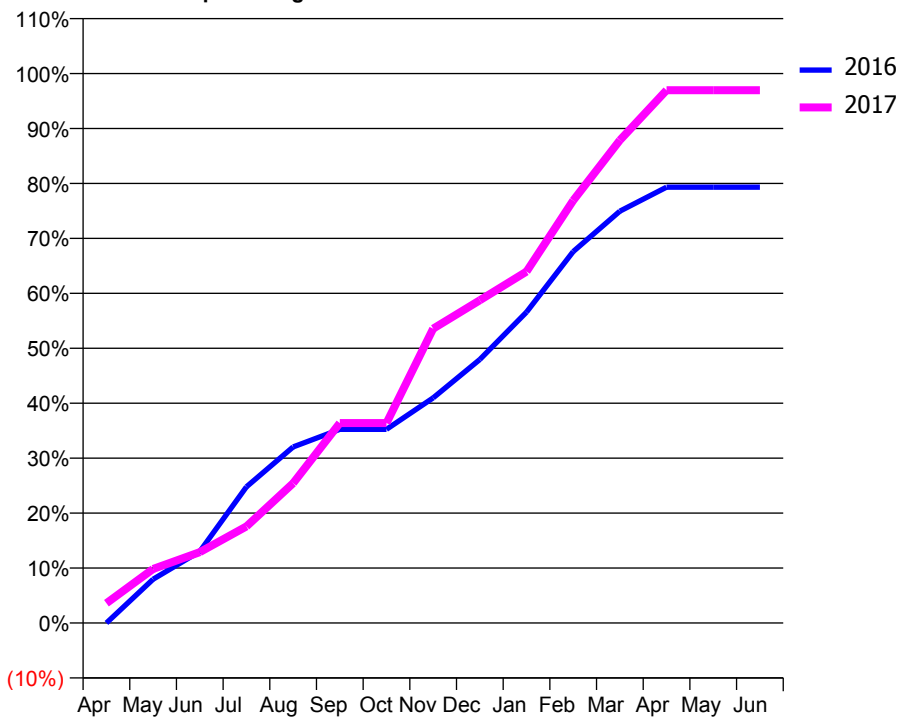
ACCESS*

Patients seen in 24 months	Total	Change since previous quarter
Quarter ending March 2016	1,467	
Quarter ending June 2016	1,466	→
Quarter ending September 2016	1,414	↓
Quarter ending December 2016	1,419	→
Quarter ending March 2017	1,449	↑
Variance since March 2016	(1.2%)	↓



ACTIVITY

Cumulative percentage of contracted UDA delivered 2016 & 2017



Month	2016	2017
April	0	242
May	536	661
June	875	866
July	1,667	1,181
August	2,154	1,710
September	2,369	2,446
October	2,369	2,446
November	2,754	3,600
December	3,223	3,948
January	3,802	4,298
February	4,542	5,167
March	5,036	5,904
April	5,331	6,515
May	5,331	6,515
June	5,331	6,515

QUALITY

	Quantity	Base Number	Contract	AT	Region	England
% of FP17s for the same patient ID Re-attending within 3 months - Children	8	214	3.7%	12.9%	13.3%	12.3%
% of FP17s for the same patient ID Re-attending within 3 months - Adults	135	1,489	9.1%	17.6%	17.3%	16.7%
% of FP17s for the same patient ID Re-attending between 3 & 9 months - Children	99	214	46.3%	56.2%	58.9%	57.6%
% of FP17s for the same patient ID Re-attending between 3 & 9 months - Adults	655	1,489	44.0%	49.9%	52.2%	50.1%
% of FP17s for Band 1 Urgent Courses	1	1,704	0.1%	10.4%	9.2%	9.1%
% of FP17s Relating to Free Repair or Replacements	22	1,704	1.3%	0.9%	1.0%	0.8%
% of FP17s Relating to Continuations	51	1,704	3.0%	1.3%	1.4%	1.2%
% of Patients satisfied with the dentistry they have received	3	3	N/A	92.1%	93.1%	92.8%
% of Patients satisfied with the time they had to wait for an appointment	3	3	N/A	88.1%	89.5%	88.7%

* This is based on patients treated on this contract for their most recent course of treatment. Figures in italics indicate the base number of FP17s or Patient Questionnaire responses are less than 100. N/A is shown where the base number of responses is less than 10 during the period. % is calculated as Quantity/Base number*100

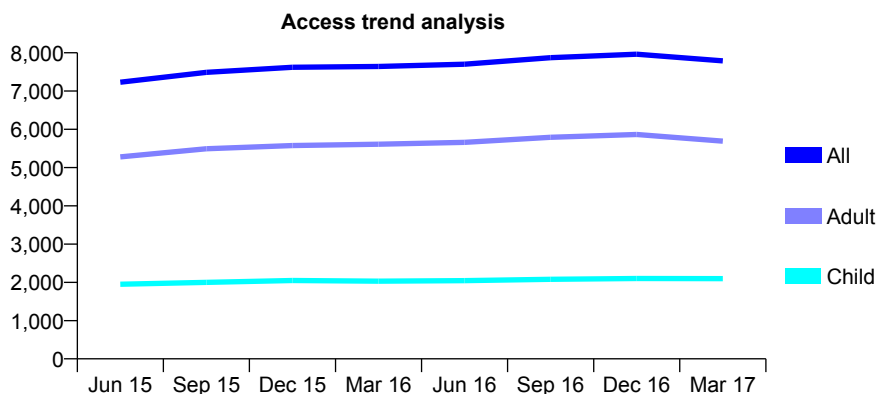
Q46 - Vital Signs At a Glance Contract Report for 309788/0001 - Year end March 2017

Name or company name	Crown Dental Practice Partnership
Contract type name	GDS Contract
Purpose of contract	General
Contract start date	01/04/2006
Contract end date	

16/17 Contracted general activity (UDA)	22,972
Carry forward general activity (UDA)	63
16/17 Contracted orthodontic activity (UOA)	0
Carry forward orthodontic activity (UOA)	0
Baseline contract value	£764,553.77

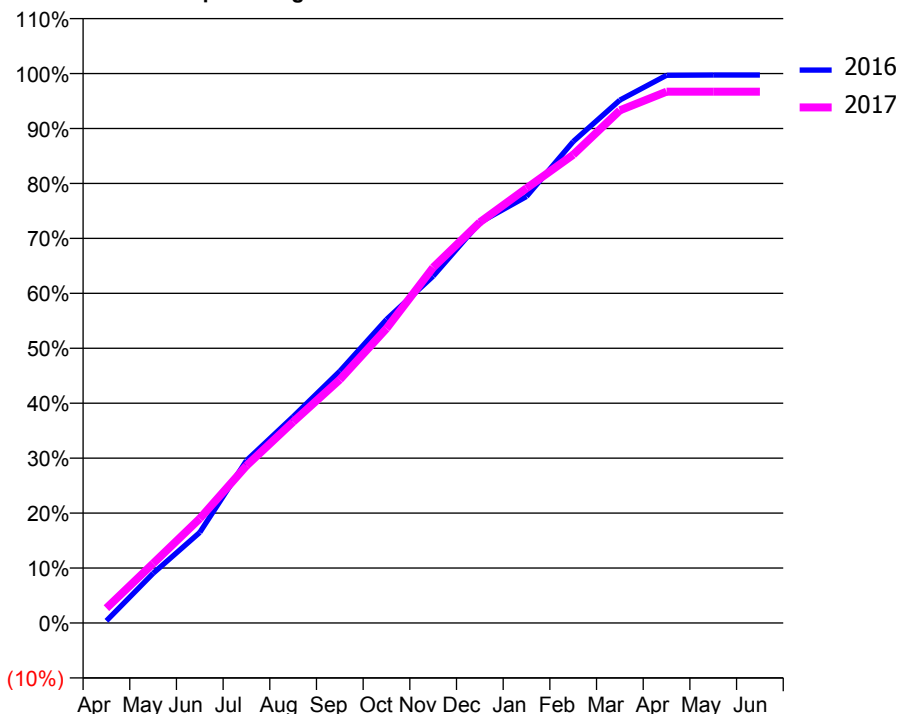
ACCESS*

Patients seen in 24 months	Total	Change since previous quarter
Quarter ending March 2016	7,641	
Quarter ending June 2016	7,701	→
Quarter ending September 2016	7,872	↑
Quarter ending December 2016	7,965	→
Quarter ending March 2017	7,788	↓
Variance since March 2016	1.9%	→



ACTIVITY

Cumulative percentage of contracted UDA delivered 2016 & 2017



Month	Adjusted Scheduled Activity (UDA)	
	2016	2017
April	94	620
May	2,074	2,489
June	3,790	4,366
July	6,791	6,577
August	8,625	8,409
September	10,530	10,178
October	12,693	12,312
November	14,501	14,865
December	16,743	16,752
January	17,829	18,178
February	20,128	19,574
March	21,859	21,432
April	22,900	22,211
May	22,909	22,213
June	22,909	22,213

QUALITY

	Quantity	Base Number	Contract	AT	Region	England
% of FP17s for the same patient ID Re-attending within 3 months - Children	188	2,706	6.9%	12.9%	13.3%	12.3%
% of FP17s for the same patient ID Re-attending within 3 months - Adults	1,071	6,962	15.4%	17.6%	17.3%	16.7%
% of FP17s for the same patient ID Re-attending between 3 & 9 months - Children	1,398	2,706	51.7%	56.2%	58.9%	57.6%
% of FP17s for the same patient ID Re-attending between 3 & 9 months - Adults	3,164	6,962	45.4%	49.9%	52.2%	50.1%
% of FP17s for Band 1 Urgent Courses	1,134	9,614	11.8%	10.4%	9.2%	9.1%
% of FP17s Relating to Free Repair or Replacements	37	9,614	0.4%	0.9%	1.0%	0.8%
% of FP17s Relating to Continuations	152	9,614	1.6%	1.3%	1.4%	1.2%
% of Patients satisfied with the dentistry they have received	5	5	N/A	92.1%	93.1%	92.8%
% of Patients satisfied with the time they had to wait for an appointment	5	5	N/A	88.1%	89.5%	88.7%

* This is based on patients treated on this contract for their most recent course of treatment. Figures in italics indicate the base number of FP17s or Patient Questionnaire responses are less than 100. N/A is shown where the base number of responses is less than 10 during the period. % is calculated as Quantity/Base number*100

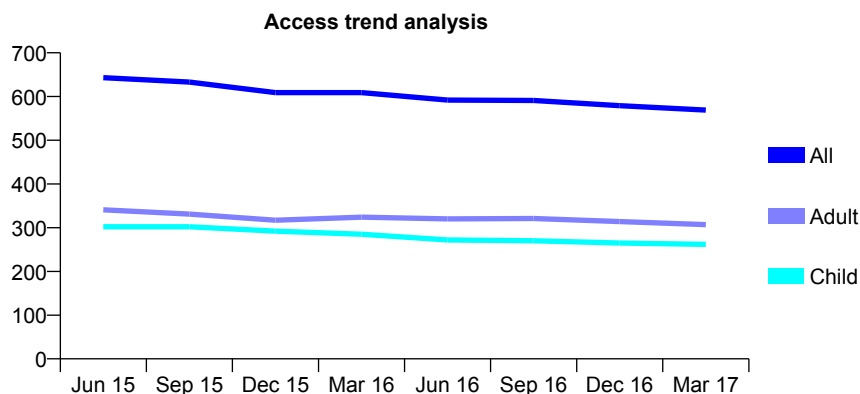
Q46 - Vital Signs At a Glance Contract Report for 319546/0001 - Year end March 2017

Name or company name	MR PA HIND
Contract type name	GDS Contract
Purpose of contract	General and Orthodontic
Contract start date	01/04/2006
Contract end date	

16/17 Contracted general activity (UDA)	2,260
Carry forward general activity (UDA)	0
16/17 Contracted orthodontic activity (UOA)	294
Carry forward orthodontic activity (UOA)	0
Baseline contract value	£70,117.41

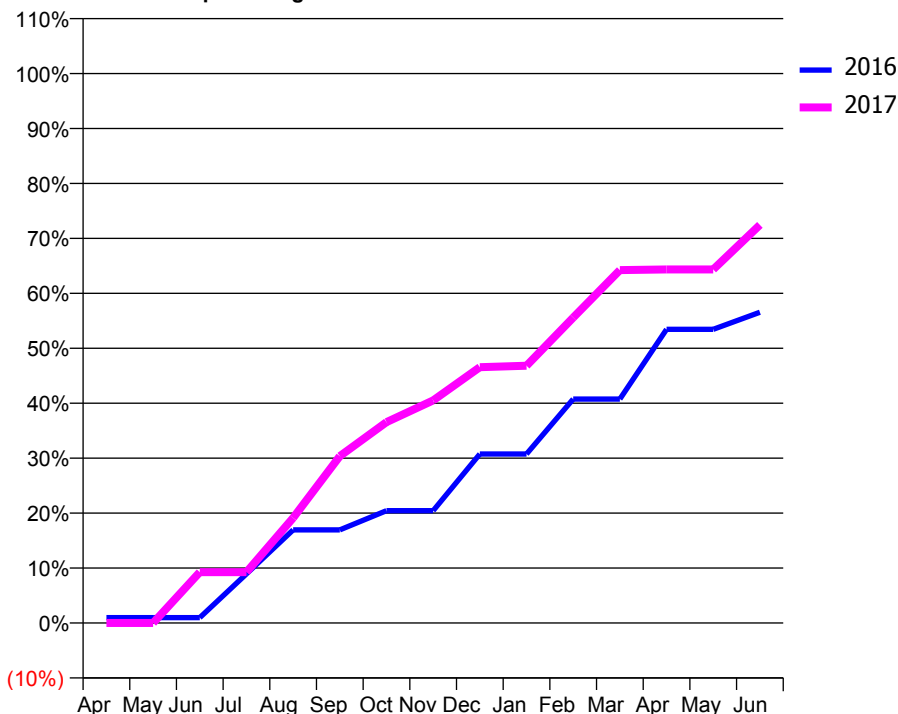
ACCESS*

Patients seen in 24 months	Total	Change since previous quarter
Quarter ending March 2016	609	
Quarter ending June 2016	592	↓
Quarter ending September 2016	591	→
Quarter ending December 2016	579	↓
Quarter ending March 2017	569	↓
Variance since March 2016	(6.6%)	↓



ACTIVITY

Cumulative percentage of contracted UDA delivered 2016 & 2017



Adjusted Scheduled Activity (UDA)

Month	2016	2017
April	22	0
May	22	0
June	22	209
July	202	209
August	383	432
September	383	686
October	462	826
November	462	915
December	695	1,052
January	695	1,058
February	921	1,256
March	921	1,451
April	1,208	1,454
May	1,208	1,454
June	1,278	1,637

QUALITY

	Quantity	Base Number	Contract	AT	Region	England
% of FP17s for the same patient ID Re-attending within 3 months - Children	66	509	13.0%	12.9%	13.3%	12.3%
% of FP17s for the same patient ID Re-attending within 3 months - Adults	57	505	11.3%	17.6%	17.3%	16.7%
% of FP17s for the same patient ID Re-attending between 3 & 9 months - Children	302	509	59.3%	56.2%	58.9%	57.6%
% of FP17s for the same patient ID Re-attending between 3 & 9 months - Adults	258	505	51.1%	49.9%	52.2%	50.1%
% of FP17s for Band 1 Urgent Courses	2	878	0.2%	10.4%	9.2%	9.1%
% of FP17s Relating to Free Repair or Replacements	0	878	0.0%	0.9%	1.0%	0.8%
% of FP17s Relating to Continuations	3	878	0.3%	1.3%	1.4%	1.2%
% of Patients satisfied with the dentistry they have received	1	1	N/A	92.1%	93.1%	92.8%
% of Patients satisfied with the time they had to wait for an appointment	1	1	N/A	88.1%	89.5%	88.7%

* This is based on patients treated on this contract for their most recent course of treatment. Figures in italics indicate the base number of FP17s or Patient Questionnaire responses are less than 100. N/A is shown where the base number of responses is less than 10 during the period. % is calculated as Quantity/Base number*100

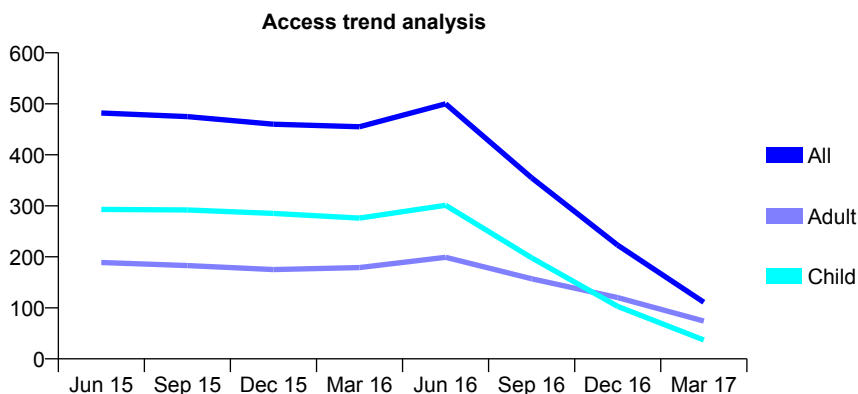
Q46 - Vital Signs At a Glance Contract Report for 320005/0001 - Year end March 2017

Name or company name	P&J Noble Dental Practice
Contract type name	GDS Contract
Purpose of contract	General
Contract start date	01/04/2006
Contract end date	31/07/2016

16/17 Contracted general activity (UDA)	396
Carry forward general activity (UDA)	0
16/17 Contracted orthodontic activity (UOA)	0
Carry forward orthodontic activity (UOA)	0
Baseline contract value	£10,623.87

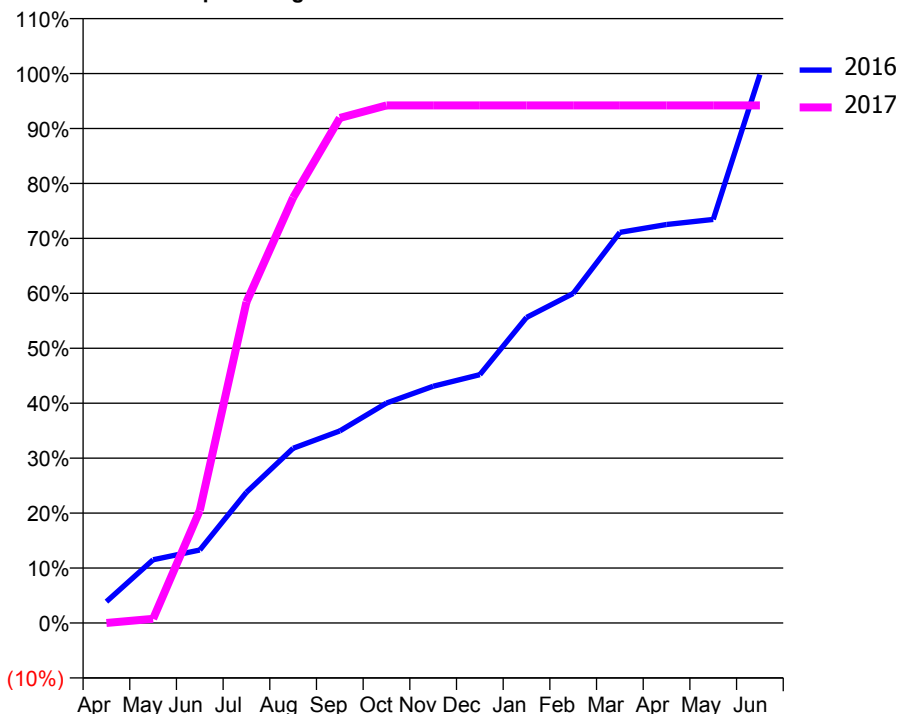
ACCESS*

Patients seen in 24 months	Total	Change since previous quarter
Quarter ending March 2016	455	
Quarter ending June 2016	500	↑
Quarter ending September 2016	355	↓
Quarter ending December 2016	223	↓
Quarter ending March 2017	111	↓
Variance since March 2016	(75.6%)	↓



ACTIVITY

Cumulative percentage of contracted UDA delivered 2016 & 2017



Adjusted Scheduled Activity (UDA)

Month	2016	2017
April	46	0
May	137	3
June	158	81
July	283	231
August	378	307
September	416	364
October	476	373
November	512	373
December	537	373
January	661	373
February	713	373
March	845	373
April	862	373
May	873	373
June	1,187	373

QUALITY

	Quantity	Base Number	Contract	AT	Region	England
% of FP17s for the same patient ID Re-attending within 3 months - Children	70	349	20.1%	12.9%	13.3%	12.3%
% of FP17s for the same patient ID Re-attending within 3 months - Adults	10	130	7.7%	17.6%	17.3%	16.7%
% of FP17s for the same patient ID Re-attending between 3 & 9 months - Children	179	349	51.3%	56.2%	58.9%	57.6%
% of FP17s for the same patient ID Re-attending between 3 & 9 months - Adults	58	130	44.6%	49.9%	52.2%	50.1%
% of FP17s for Band 1 Urgent Courses	15	257	5.8%	10.4%	9.2%	9.1%
% of FP17s Relating to Free Repair or Replacements	0	257	0.0%	0.9%	1.0%	0.8%
% of FP17s Relating to Continuations	0	257	0.0%	1.3%	1.4%	1.2%
% of Patients satisfied with the dentistry they have received	1	1	N/A	92.1%	93.1%	92.8%
% of Patients satisfied with the time they had to wait for an appointment	1	1	N/A	88.1%	89.5%	88.7%

* This is based on patients treated on this contract for their most recent course of treatment. Figures in italics indicate the base number of FP17s or Patient Questionnaire responses are less than 100. N/A is shown where the base number of responses is less than 10 during the period. % is calculated as Quantity/Base number*100

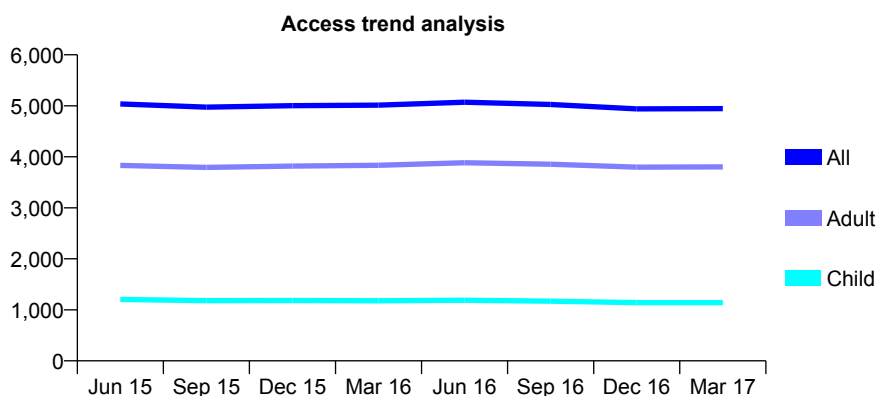
Q46 - Vital Signs At a Glance Contract Report for 321508/0001 - Year end March 2017

Name or company name	MR M MILNE
Contract type name	GDS Contract
Purpose of contract	General
Contract start date	01/04/2006
Contract end date	

16/17 Contracted general activity (UDA)	15,470
Carry forward general activity (UDA)	0
16/17 Contracted orthodontic activity (UOA)	0
Carry forward orthodontic activity (UOA)	0
Baseline contract value	£533,799.91

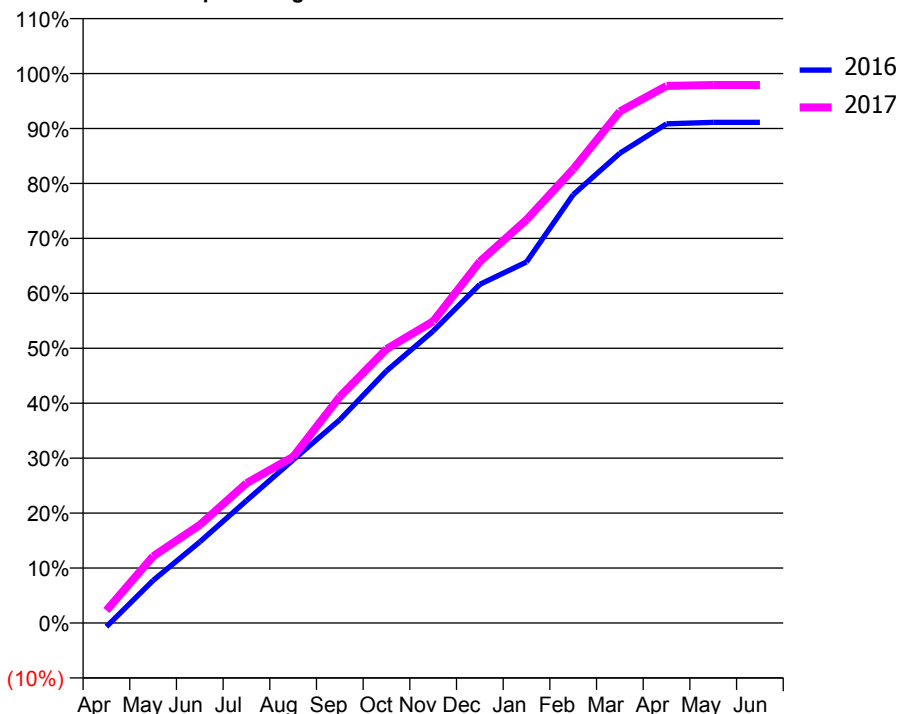
ACCESS*

Patients seen in 24 months	Total	Change since previous quarter
Quarter ending March 2016	5,012	
Quarter ending June 2016	5,071	→
Quarter ending September 2016	5,026	→
Quarter ending December 2016	4,939	↓
Quarter ending March 2017	4,945	→
Variance since March 2016	(1.3%)	↓



ACTIVITY

Cumulative percentage of contracted UDA delivered 2016 & 2017



Month	Adjusted Scheduled Activity (UDA)	
	2016	2017
April	-108	354
May	1,201	1,879
June	2,283	2,760
July	3,445	3,937
August	4,592	4,679
September	5,722	6,372
October	7,097	7,712
November	8,219	8,494
December	9,533	10,175
January	10,162	11,355
February	12,059	12,776
March	13,226	14,404
April	14,052	15,119
May	14,095	15,145
June	14,096	15,145

QUALITY

	Quantity	Base Number	Contract	AT	Region	England
% of FP17s for the same patient ID Re-attending within 3 months - Children	207	1,658	12.5%	12.9%	13.3%	12.3%
% of FP17s for the same patient ID Re-attending within 3 months - Adults	1,360	5,875	23.1%	17.6%	17.3%	16.7%
% of FP17s for the same patient ID Re-attending between 3 & 9 months - Children	576	1,658	34.7%	56.2%	58.9%	57.6%
% of FP17s for the same patient ID Re-attending between 3 & 9 months - Adults	2,275	5,875	38.7%	49.9%	52.2%	50.1%
% of FP17s for Band 1 Urgent Courses	923	7,445	12.4%	10.4%	9.2%	9.1%
% of FP17s Relating to Free Repair or Replacements	79	7,445	1.1%	0.9%	1.0%	0.8%
% of FP17s Relating to Continuations	162	7,445	2.2%	1.3%	1.4%	1.2%
% of Patients satisfied with the dentistry they have received	4	6	N/A	92.1%	93.1%	92.8%
% of Patients satisfied with the time they had to wait for an appointment	5	6	N/A	88.1%	89.5%	88.7%

* This is based on patients treated on this contract for their most recent course of treatment. Figures in italics indicate the base number of FP17s or Patient Questionnaire responses are less than 100. N/A is shown where the base number of responses is less than 10 during the period. % is calculated as Quantity/Base number*100

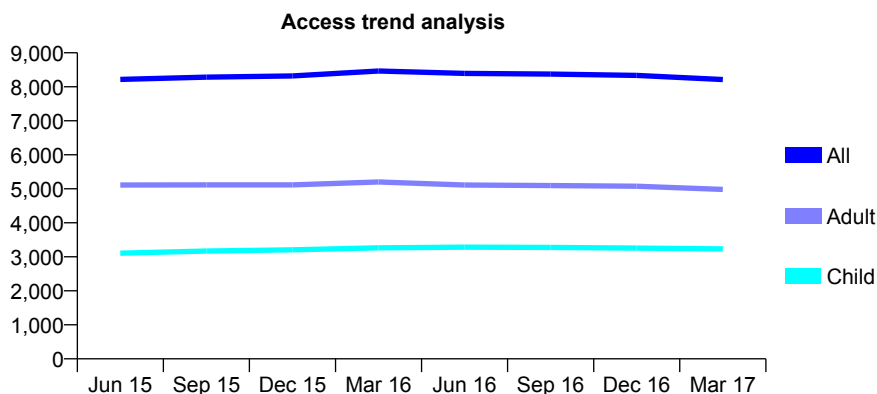
Q46 - Vital Signs At a Glance Contract Report for 322946/0001 - Year end March 2017

Name or company name	MR MA SOMERVILLE
Contract type name	GDS Contract
Purpose of contract	General
Contract start date	01/04/2006
Contract end date	

16/17 Contracted general activity (UDA)	22,740
Carry forward general activity (UDA)	-455
16/17 Contracted orthodontic activity (UOA)	0
Carry forward orthodontic activity (UOA)	0
Baseline contract value	£678,804.73

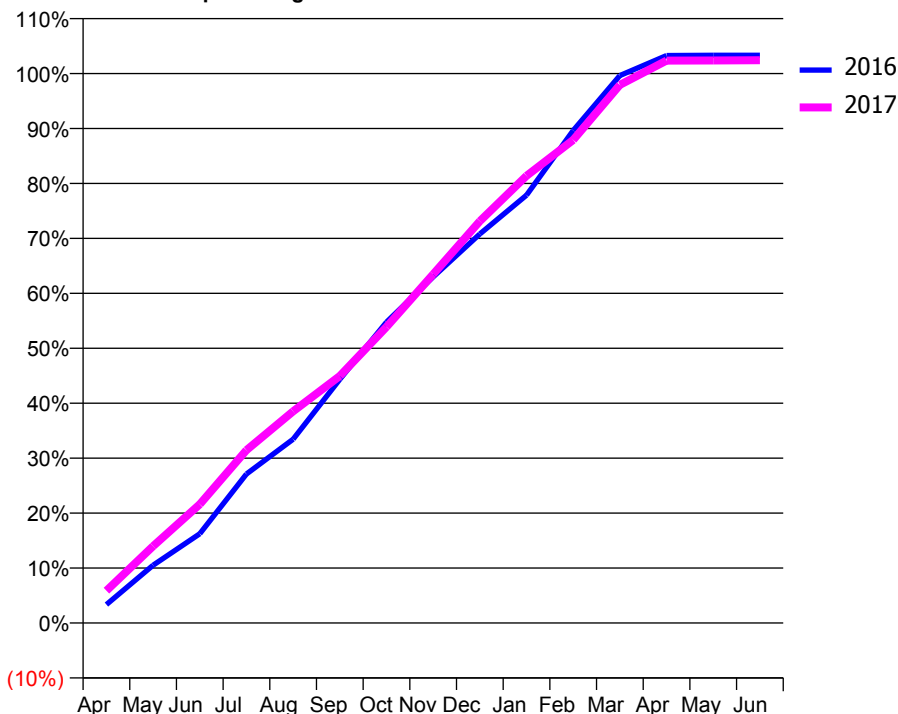
ACCESS*

Patients seen in 24 months	Total	Change since previous quarter
Quarter ending March 2016	8,464	
Quarter ending June 2016	8,394	→
Quarter ending September 2016	8,374	→
Quarter ending December 2016	8,335	→
Quarter ending March 2017	8,214	↓
Variance since March 2016	(3.0%)	↓



ACTIVITY

Cumulative percentage of contracted UDA delivered 2016 & 2017



Adjusted Scheduled Activity (UDA)

Month	2016	2017
April	772	1,339
May	2,424	3,179
June	3,738	4,915
July	6,240	7,154
August	7,699	8,758
September	10,211	10,222
October	12,603	12,252
November	14,501	14,431
December	16,297	16,631
January	17,924	18,503
February	20,635	19,989
March	22,936	22,271
April	23,773	23,274
May	23,783	23,279
June	23,783	23,289

QUALITY

	Quantity	Base Number	Contract	AT	Region	England
% of FP17s for the same patient ID Re-attending within 3 months - Children	615	4,680	13.1%	12.9%	13.3%	12.3%
% of FP17s for the same patient ID Re-attending within 3 months - Adults	1,853	6,982	26.5%	17.6%	17.3%	16.7%
% of FP17s for the same patient ID Re-attending between 3 & 9 months - Children	2,409	4,680	51.5%	56.2%	58.9%	57.6%
% of FP17s for the same patient ID Re-attending between 3 & 9 months - Adults	2,815	6,982	40.3%	49.9%	52.2%	50.1%
% of FP17s for Band 1 Urgent Courses	1,806	10,463	17.3%	10.4%	9.2%	9.1%
% of FP17s Relating to Free Repair or Replacements	68	10,463	0.6%	0.9%	1.0%	0.8%
% of FP17s Relating to Continuations	195	10,463	1.9%	1.3%	1.4%	1.2%
% of Patients satisfied with the dentistry they have received	4	5	N/A	92.1%	93.1%	92.8%
% of Patients satisfied with the time they had to wait for an appointment	3	5	N/A	88.1%	89.5%	88.7%

* This is based on patients treated on this contract for their most recent course of treatment. Figures in italics indicate the base number of FP17s or Patient Questionnaire responses are less than 100. N/A is shown where the base number of responses is less than 10 during the period. % is calculated as Quantity/Base number*100

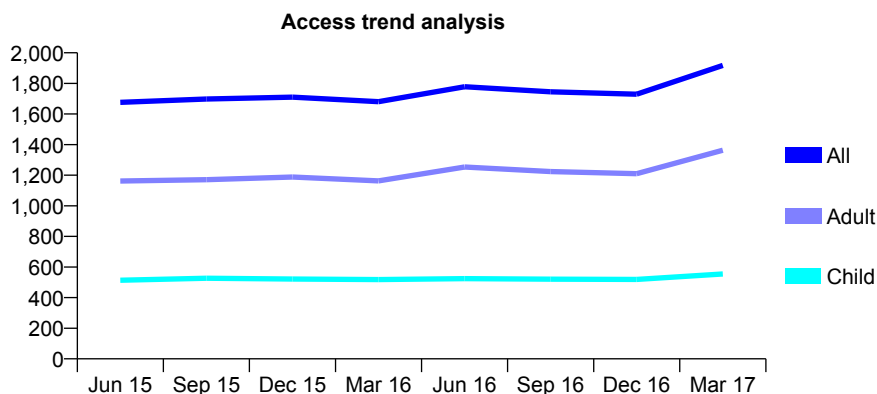
Q46 - Vital Signs At a Glance Contract Report for 323756/0001 - Year end March 2017

Name or company name	Mr M Mahmood
Contract type name	GDS Contract
Purpose of contract	General
Contract start date	01/04/2006
Contract end date	

16/17 Contracted general activity (UDA)	4,610
Carry forward general activity (UDA)	92
16/17 Contracted orthodontic activity (UOA)	0
Carry forward orthodontic activity (UOA)	0
Baseline contract value	£113,254.55

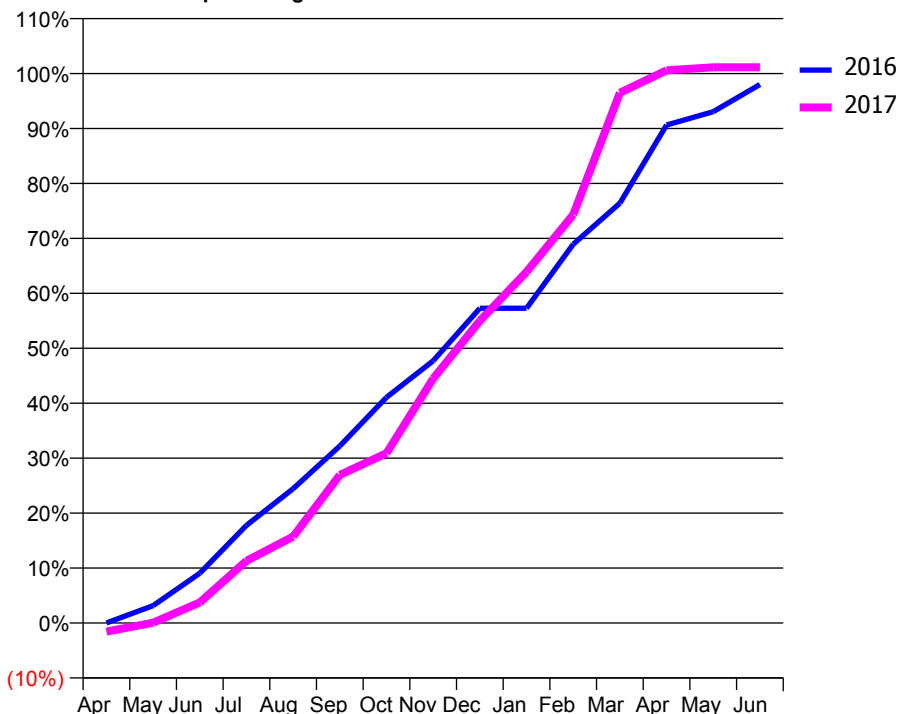
ACCESS*

Patients seen in 24 months	Total	Change since previous quarter
Quarter ending March 2016	1,681	
Quarter ending June 2016	1,778	↑
Quarter ending September 2016	1,745	↓
Quarter ending December 2016	1,729	→
Quarter ending March 2017	1,918	↑
Variance since March 2016	14.1%	↑



ACTIVITY

Cumulative percentage of contracted UDA delivered 2016 & 2017



Month	Adjusted Scheduled Activity (UDA)	
	2016	2017
April	0	-74
May	146	2
June	418	172
July	819	522
August	1,127	725
September	1,485	1,243
October	1,893	1,424
November	2,200	2,051
December	2,641	2,536
January	2,641	2,947
February	3,178	3,426
March	3,522	4,448
April	4,177	4,636
May	4,290	4,662
June	4,518	4,662

QUALITY

	Quantity	Base Number	Contract	AT	Region	England
% of FP17s for the same patient ID Re-attending within 3 months - Children	52	669	7.8%	12.9%	13.3%	12.3%
% of FP17s for the same patient ID Re-attending within 3 months - Adults	297	1,770	16.8%	17.6%	17.3%	16.7%
% of FP17s for the same patient ID Re-attending between 3 & 9 months - Children	249	669	37.2%	56.2%	58.9%	57.6%
% of FP17s for the same patient ID Re-attending between 3 & 9 months - Adults	559	1,770	31.6%	49.9%	52.2%	50.1%
% of FP17s for Band 1 Urgent Courses	345	2,164	15.9%	10.4%	9.2%	9.1%
% of FP17s Relating to Free Repair or Replacements	11	2,164	0.5%	0.9%	1.0%	0.8%
% of FP17s Relating to Continuations	8	2,164	0.4%	1.3%	1.4%	1.2%
% of Patients satisfied with the dentistry they have received	2	2	N/A	92.1%	93.1%	92.8%
% of Patients satisfied with the time they had to wait for an appointment	2	2	N/A	88.1%	89.5%	88.7%

* This is based on patients treated on this contract for their most recent course of treatment. Figures in italics indicate the base number of FP17s or Patient Questionnaire responses are less than 100. N/A is shown where the base number of responses is less than 10 during the period. % is calculated as Quantity/Base number*100

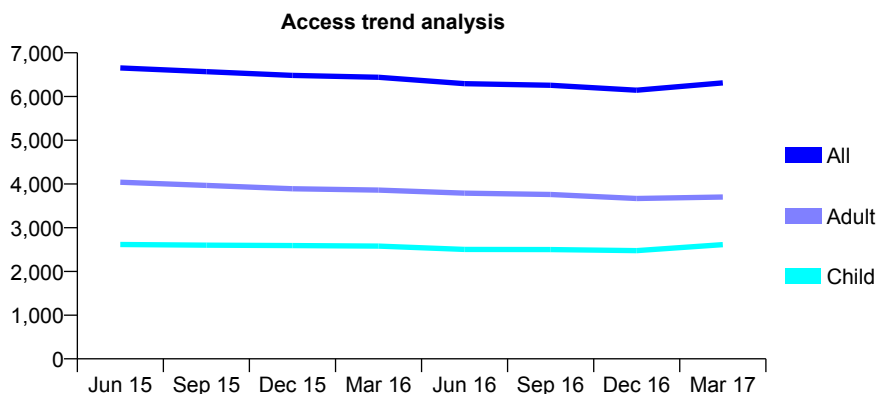
Q46 - Vital Signs At a Glance Contract Report for 323772/0001 - Year end March 2017

Name or company name	MRS S KAYANI
Contract type name	GDS Contract
Purpose of contract	General
Contract start date	01/04/2006
Contract end date	

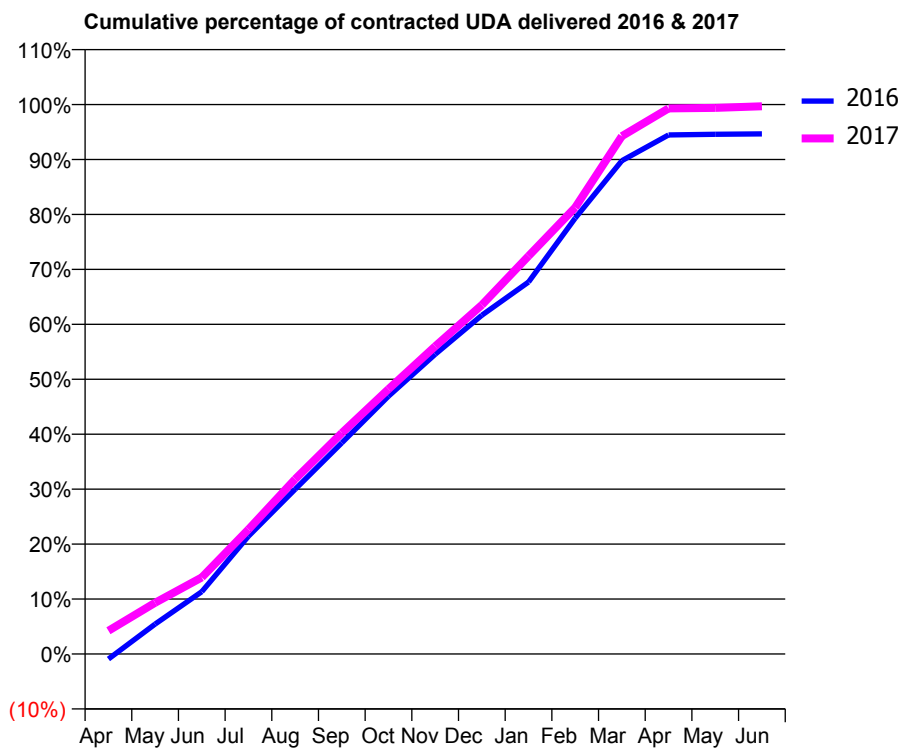
16/17 Contracted general activity (UDA)	25,832
Carry forward general activity (UDA)	0
16/17 Contracted orthodontic activity (UOA)	0
Carry forward orthodontic activity (UOA)	0
Baseline contract value	£635,978.17

ACCESS*

Patients seen in 24 months	Total	Change since previous quarter
Quarter ending March 2016	6,440	
Quarter ending June 2016	6,293	↓
Quarter ending September 2016	6,258	→
Quarter ending December 2016	6,144	↓
Quarter ending March 2017	6,311	↑
Variance since March 2016	(2.0%)	↓



ACTIVITY



Month	Adjusted Scheduled Activity (UDA)	
	2016	2017
April	-241	1,097
May	1,410	2,413
June	2,932	3,603
July	5,538	5,860
August	7,745	8,222
September	9,926	10,388
October	12,119	12,450
November	14,092	14,462
December	15,926	16,407
January	17,485	18,710
February	20,489	20,988
March	23,194	24,346
April	24,400	25,647
May	24,433	25,673
June	24,454	25,750

QUALITY

	Quantity	Base Number	Contract	AT	Region	England
% of FP17s for the same patient ID Re-attending within 3 months - Children	806	4,739	17.0%	12.9%	13.3%	12.3%
% of FP17s for the same patient ID Re-attending within 3 months - Adults	1,549	5,924	26.1%	17.6%	17.3%	16.7%
% of FP17s for the same patient ID Re-attending between 3 & 9 months - Children	2,592	4,739	54.7%	56.2%	58.9%	57.6%
% of FP17s for the same patient ID Re-attending between 3 & 9 months - Adults	2,648	5,924	44.7%	49.9%	52.2%	50.1%
% of FP17s for Band 1 Urgent Courses	1,245	10,594	11.8%	10.4%	9.2%	9.1%
% of FP17s Relating to Free Repair or Replacements	53	10,594	0.5%	0.9%	1.0%	0.8%
% of FP17s Relating to Continuations	40	10,594	0.4%	1.3%	1.4%	1.2%
% of Patients satisfied with the dentistry they have received	3	3	N/A	92.1%	93.1%	92.8%
% of Patients satisfied with the time they had to wait for an appointment	3	3	N/A	88.1%	89.5%	88.7%

* This is based on patients treated on this contract for their most recent course of treatment. Figures in italics indicate the base number of FP17s or Patient Questionnaire responses are less than 100. N/A is shown where the base number of responses is less than 10 during the period. % is calculated as Quantity/Base number*100

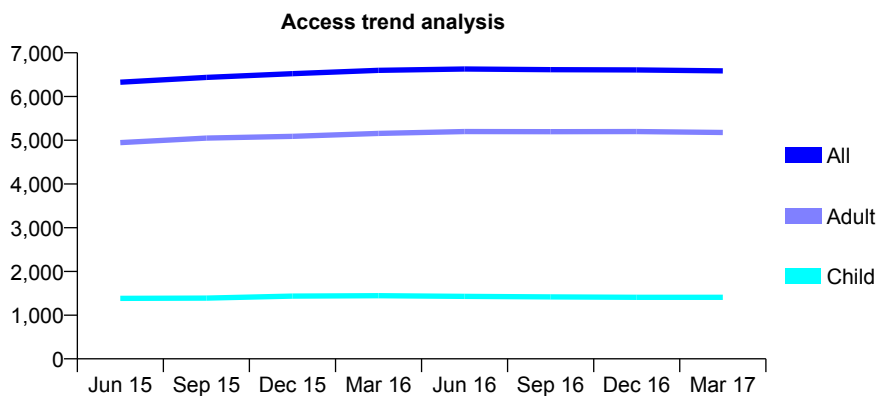
Q46 - Vital Signs At a Glance Contract Report for 324264/0001 - Year end March 2017

Name or company name	MR MD RUSSELL
Contract type name	GDS Contract
Purpose of contract	General
Contract start date	01/04/2006
Contract end date	

16/17 Contracted general activity (UDA)	19,026
Carry forward general activity (UDA)	-381
16/17 Contracted orthodontic activity (UOA)	0
Carry forward orthodontic activity (UOA)	0
Baseline contract value	£536,583.04

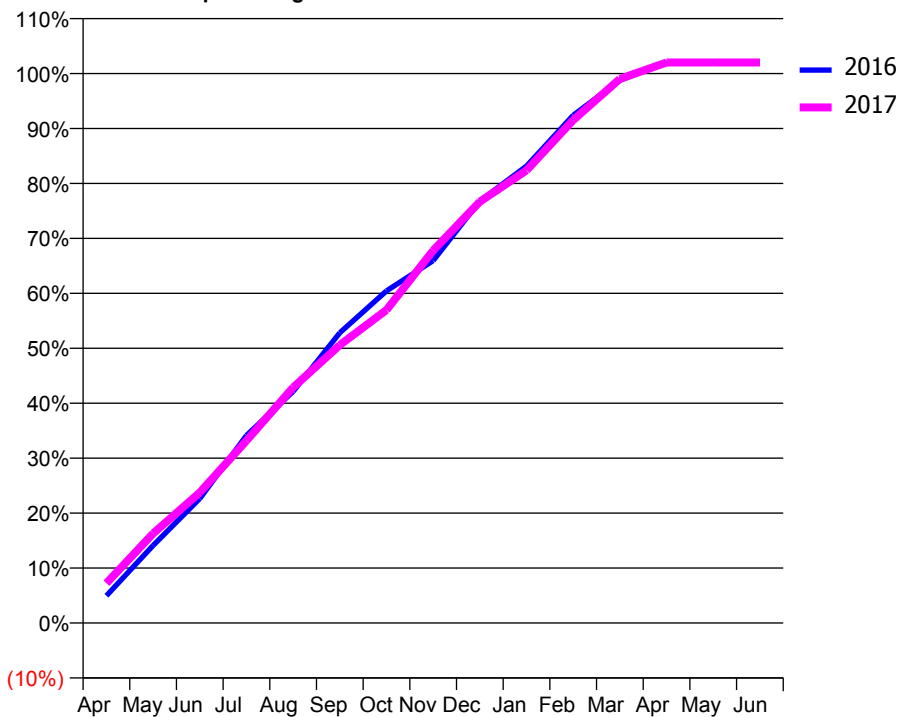
ACCESS*

Patients seen in 24 months	Total	Change since previous quarter
Quarter ending March 2016	6,599	
Quarter ending June 2016	6,628	→
Quarter ending September 2016	6,613	→
Quarter ending December 2016	6,607	→
Quarter ending March 2017	6,586	→
Variance since March 2016	(0.2%)	→



ACTIVITY

Cumulative percentage of contracted UDA delivered 2016 & 2017



Month	Adjusted Scheduled Activity (UDA)	
	2016	2017
April	947	1,376
May	2,697	3,101
June	4,330	4,520
July	6,527	6,315
August	8,058	8,155
September	10,101	9,623
October	11,558	10,837
November	12,612	12,899
December	14,689	14,587
January	15,903	15,674
February	17,672	17,411
March	18,892	18,838
April	19,514	19,410
May	19,518	19,410
June	19,521	19,410

QUALITY

	Quantity	Base Number	Contract	AT	Region	England
% of FP17s for the same patient ID Re-attending within 3 months - Children	326	2,518	12.9%	12.9%	13.3%	12.3%
% of FP17s for the same patient ID Re-attending within 3 months - Adults	1,354	8,681	15.6%	17.6%	17.3%	16.7%
% of FP17s for the same patient ID Re-attending between 3 & 9 months - Children	1,603	2,518	63.7%	56.2%	58.9%	57.6%
% of FP17s for the same patient ID Re-attending between 3 & 9 months - Adults	5,397	8,681	62.2%	49.9%	52.2%	50.1%
% of FP17s for Band 1 Urgent Courses	502	11,225	4.5%	10.4%	9.2%	9.1%
% of FP17s Relating to Free Repair or Replacements	82	11,225	0.7%	0.9%	1.0%	0.8%
% of FP17s Relating to Continuations	113	11,225	1.0%	1.3%	1.4%	1.2%
% of Patients satisfied with the dentistry they have received	8	8	N/A	92.1%	93.1%	92.8%
% of Patients satisfied with the time they had to wait for an appointment	8	8	N/A	88.1%	89.5%	88.7%

* This is based on patients treated on this contract for their most recent course of treatment. Figures in italics indicate the base number of FP17s or Patient Questionnaire responses are less than 100. N/A is shown where the base number of responses is less than 10 during the period. % is calculated as Quantity/Base number*100

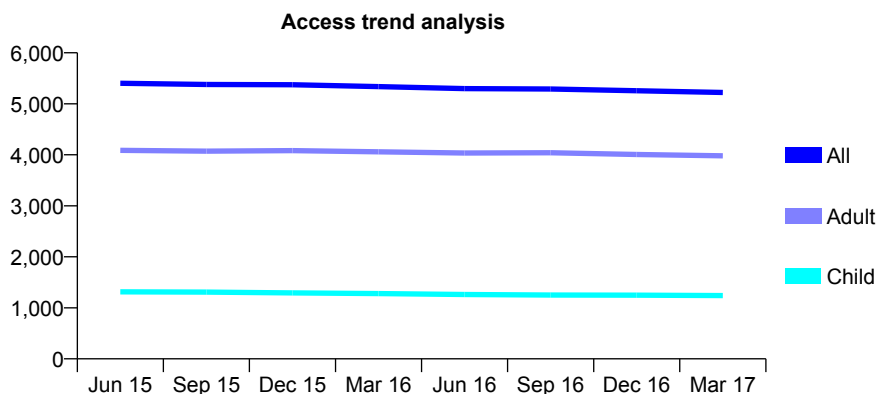
Q46 - Vital Signs At a Glance Contract Report for 324582/0001 - Year end March 2017

Name or company name	Mushtaq, Uddin and Cohen
Contract type name	GDS Contract
Purpose of contract	General
Contract start date	01/04/2006
Contract end date	

16/17 Contracted general activity (UDA)	15,979
Carry forward general activity (UDA)	-320
16/17 Contracted orthodontic activity (UOA)	0
Carry forward orthodontic activity (UOA)	0
Baseline contract value	£461,450.36

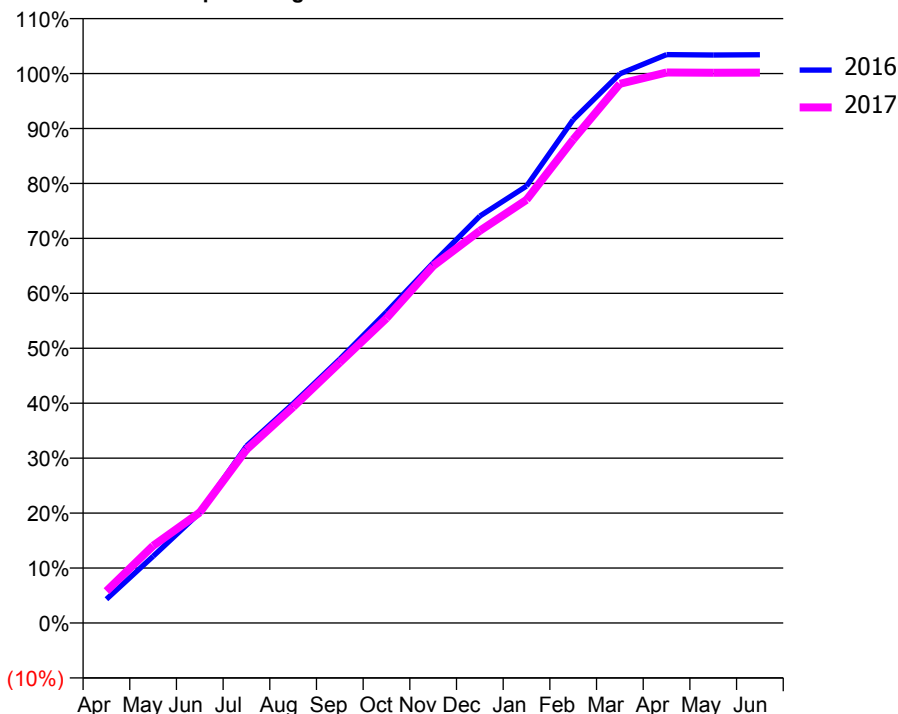
ACCESS*

Patients seen in 24 months	Total	Change since previous quarter
Quarter ending March 2016	5,337	
Quarter ending June 2016	5,297	→
Quarter ending September 2016	5,291	→
Quarter ending December 2016	5,256	→
Quarter ending March 2017	5,222	→
Variance since March 2016	(2.2%)	↓



ACTIVITY

Cumulative percentage of contracted UDA delivered 2016 & 2017



Adjusted Scheduled Activity (UDA)

Month	2016	2017
April	700	930
May	1,966	2,247
June	3,248	3,218
July	5,213	5,041
August	6,461	6,282
September	7,773	7,573
October	9,156	8,864
November	10,603	10,382
December	11,982	11,407
January	12,863	12,304
February	14,821	14,060
March	16,170	15,678
April	16,734	16,009
May	16,722	16,001
June	16,732	16,003

QUALITY

	Quantity	Base Number	Contract	AT	Region	England
% of FP17s for the same patient ID Re-attending within 3 months - Children	252	2,177	11.6%	12.9%	13.3%	12.3%
% of FP17s for the same patient ID Re-attending within 3 months - Adults	955	6,636	14.4%	17.6%	17.3%	16.7%
% of FP17s for the same patient ID Re-attending between 3 & 9 months - Children	1,499	2,177	68.9%	56.2%	58.9%	57.6%
% of FP17s for the same patient ID Re-attending between 3 & 9 months - Adults	4,750	6,636	71.6%	49.9%	52.2%	50.1%
% of FP17s for Band 1 Urgent Courses	670	8,625	7.8%	10.4%	9.2%	9.1%
% of FP17s Relating to Free Repair or Replacements	101	8,625	1.2%	0.9%	1.0%	0.8%
% of FP17s Relating to Continuations	47	8,625	0.5%	1.3%	1.4%	1.2%
% of Patients satisfied with the dentistry they have received	26	26	100.0%	92.1%	93.1%	92.8%
% of Patients satisfied with the time they had to wait for an appointment	25	26	96.2%	88.1%	89.5%	88.7%

* This is based on patients treated on this contract for their most recent course of treatment. Figures in italics indicate the base number of FP17s or Patient Questionnaire responses are less than 100. N/A is shown where the base number of responses is less than 10 during the period. % is calculated as Quantity/Base number*100

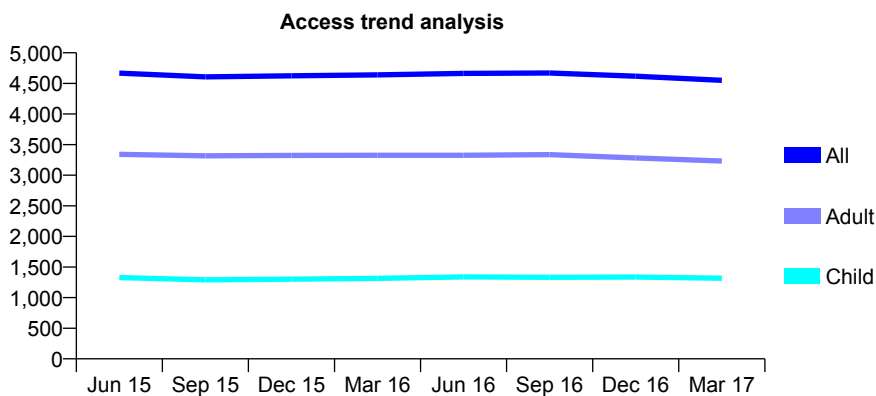
Q46 - Vital Signs At a Glance Contract Report for 325120/0001 - Year end March 2017

Name or company name	MR JC SLATTERY
Contract type name	GDS Contract
Purpose of contract	General
Contract start date	01/04/2006
Contract end date	

16/17 Contracted general activity (UDA)	14,365
Carry forward general activity (UDA)	-266
16/17 Contracted orthodontic activity (UOA)	0
Carry forward orthodontic activity (UOA)	0
Baseline contract value	£385,105.33

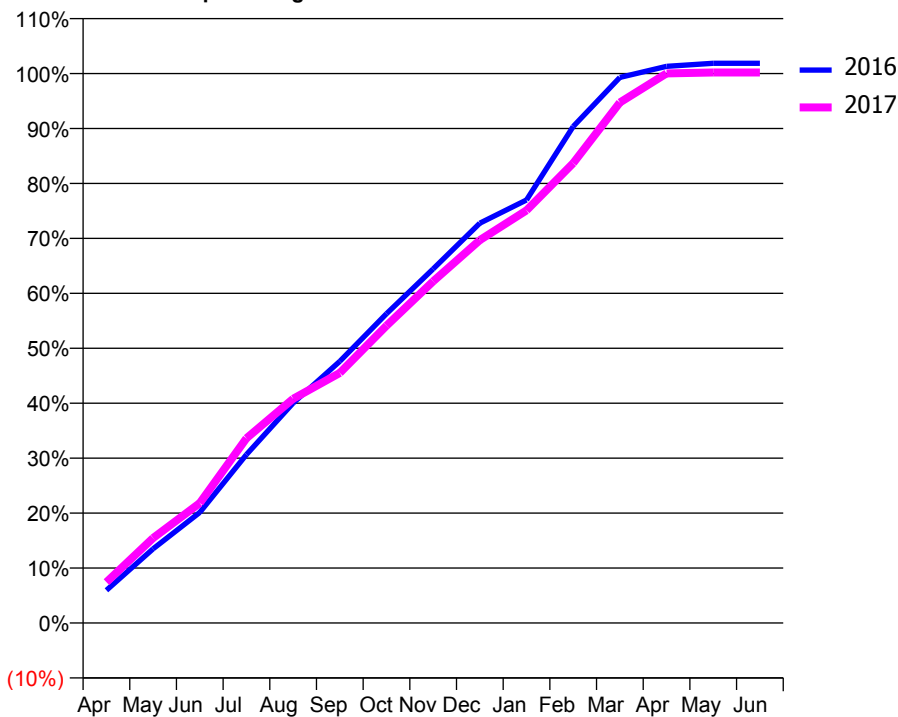
ACCESS*

Patients seen in 24 months	Total	Change since previous quarter
Quarter ending March 2016	4,640	
Quarter ending June 2016	4,664	→
Quarter ending September 2016	4,670	→
Quarter ending December 2016	4,618	↓
Quarter ending March 2017	4,550	↓
Variance since March 2016	(1.9%)	↓



ACTIVITY

Cumulative percentage of contracted UDA delivered 2016 & 2017



Month	Adjusted Scheduled Activity (UDA)	
	2016	2017
April	855	1,068
May	1,941	2,221
June	2,890	3,134
July	4,406	4,831
August	5,751	5,862
September	6,842	6,538
October	8,084	7,772
November	9,258	8,933
December	10,451	10,010
January	11,059	10,787
February	12,980	12,022
March	14,264	13,608
April	14,553	14,368
May	14,631	14,391
June	14,631	14,391

QUALITY

	Quantity	Base Number	Contract	AT	Region	England
% of FP17s for the same patient ID Re-attending within 3 months - Children	137	1,684	8.1%	12.9%	13.3%	12.3%
% of FP17s for the same patient ID Re-attending within 3 months - Adults	726	4,080	17.8%	17.6%	17.3%	16.7%
% of FP17s for the same patient ID Re-attending between 3 & 9 months - Children	815	1,684	48.4%	56.2%	58.9%	57.6%
% of FP17s for the same patient ID Re-attending between 3 & 9 months - Adults	1,672	4,080	41.0%	49.9%	52.2%	50.1%
% of FP17s for Band 1 Urgent Courses	851	5,877	14.5%	10.4%	9.2%	9.1%
% of FP17s Relating to Free Repair or Replacements	34	5,877	0.6%	0.9%	1.0%	0.8%
% of FP17s Relating to Continuations	146	5,877	2.5%	1.3%	1.4%	1.2%
% of Patients satisfied with the dentistry they have received	3	4	N/A	92.1%	93.1%	92.8%
% of Patients satisfied with the time they had to wait for an appointment	4	4	N/A	88.1%	89.5%	88.7%

* This is based on patients treated on this contract for their most recent course of treatment. Figures in italics indicate the base number of FP17s or Patient Questionnaire responses are less than 100. N/A is shown where the base number of responses is less than 10 during the period. % is calculated as Quantity/Base number*100

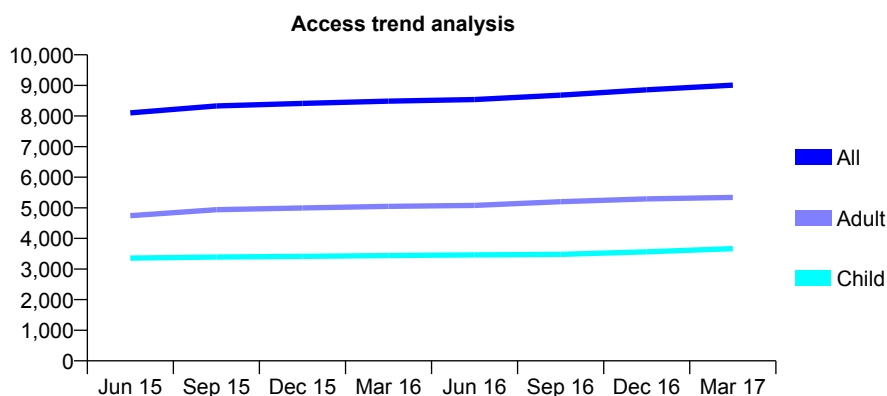
Q46 - Vital Signs At a Glance Contract Report for 326453/0001 - Year end March 2017

Name or company name	MR I SALEEM
Contract type name	GDS Contract
Purpose of contract	General
Contract start date	01/04/2006
Contract end date	

16/17 Contracted general activity (UDA)	20,139
Carry forward general activity (UDA)	181
16/17 Contracted orthodontic activity (UOA)	0
Carry forward orthodontic activity (UOA)	0
Baseline contract value	£678,415.73

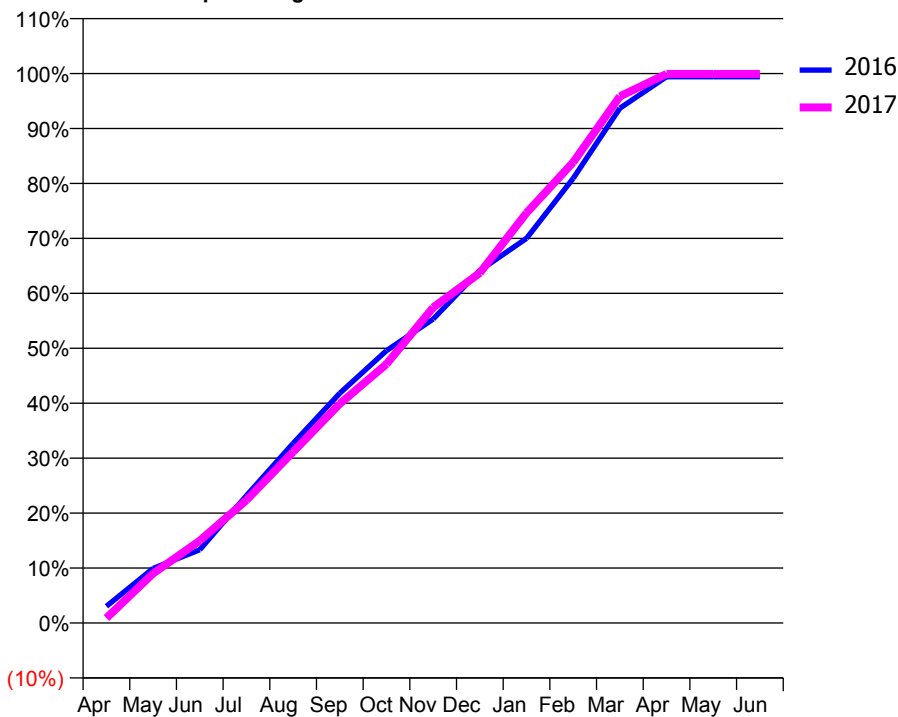
ACCESS*

Patients seen in 24 months	Total	Change since previous quarter
Quarter ending March 2016	8,485	
Quarter ending June 2016	8,540	→
Quarter ending September 2016	8,682	→
Quarter ending December 2016	8,855	→
Quarter ending March 2017	9,008	→
Variance since March 2016	6.2%	↑



ACTIVITY

Cumulative percentage of contracted UDA delivered 2016 & 2017



Month	Adjusted Scheduled Activity (UDA)	
	2016	2017
April	628	183
May	2,057	1,817
June	2,759	3,017
July	4,798	4,503
August	6,768	6,273
September	8,655	8,037
October	10,261	9,486
November	11,450	11,564
December	13,279	12,831
January	14,491	15,031
February	16,748	16,889
March	19,393	19,299
April	20,579	20,122
May	20,579	20,122
June	20,579	20,122

QUALITY

	Quantity	Base Number	Contract	AT	Region	England
% of FP17s for the same patient ID Re-attending within 3 months - Children	127	4,243	3.0%	12.9%	13.3%	12.3%
% of FP17s for the same patient ID Re-attending within 3 months - Adults	333	5,456	6.1%	17.6%	17.3%	16.7%
% of FP17s for the same patient ID Re-attending between 3 & 9 months - Children	2,079	4,243	49.0%	56.2%	58.9%	57.6%
% of FP17s for the same patient ID Re-attending between 3 & 9 months - Adults	2,265	5,456	41.5%	49.9%	52.2%	50.1%
% of FP17s for Band 1 Urgent Courses	377	9,257	4.1%	10.4%	9.2%	9.1%
% of FP17s Relating to Free Repair or Replacements	2	9,257	0.0%	0.9%	1.0%	0.8%
% of FP17s Relating to Continuations	39	9,257	0.4%	1.3%	1.4%	1.2%
% of Patients satisfied with the dentistry they have received	4	5	N/A	92.1%	93.1%	92.8%
% of Patients satisfied with the time they had to wait for an appointment	3	5	N/A	88.1%	89.5%	88.7%

* This is based on patients treated on this contract for their most recent course of treatment. Figures in italics indicate the base number of FP17s or Patient Questionnaire responses are less than 100. N/A is shown where the base number of responses is less than 10 during the period. % is calculated as Quantity/Base number*100

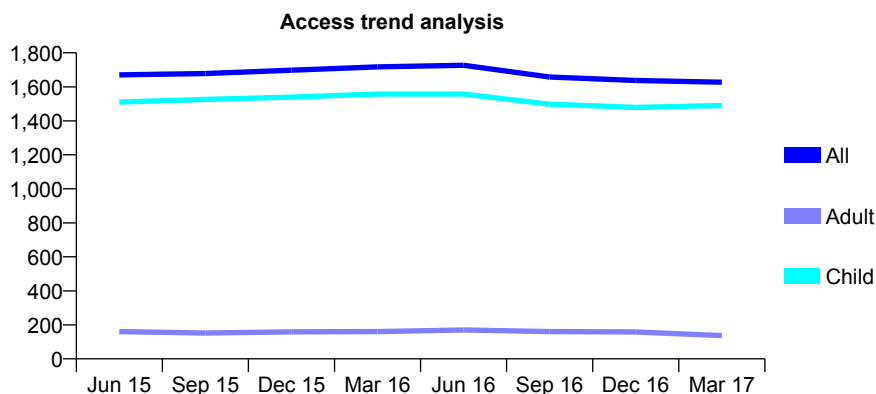
Q46 - Vital Signs At a Glance Contract Report for 329622/0001 - Year end March 2017

Name or company name	MR SD HOWARTH
Contract type name	GDS Contract
Purpose of contract	General
Contract start date	01/04/2006
Contract end date	

16/17 Contracted general activity (UDA)	3,000
Carry forward general activity (UDA)	-60
16/17 Contracted orthodontic activity (UOA)	0
Carry forward orthodontic activity (UOA)	0
Baseline contract value	£73,341.76

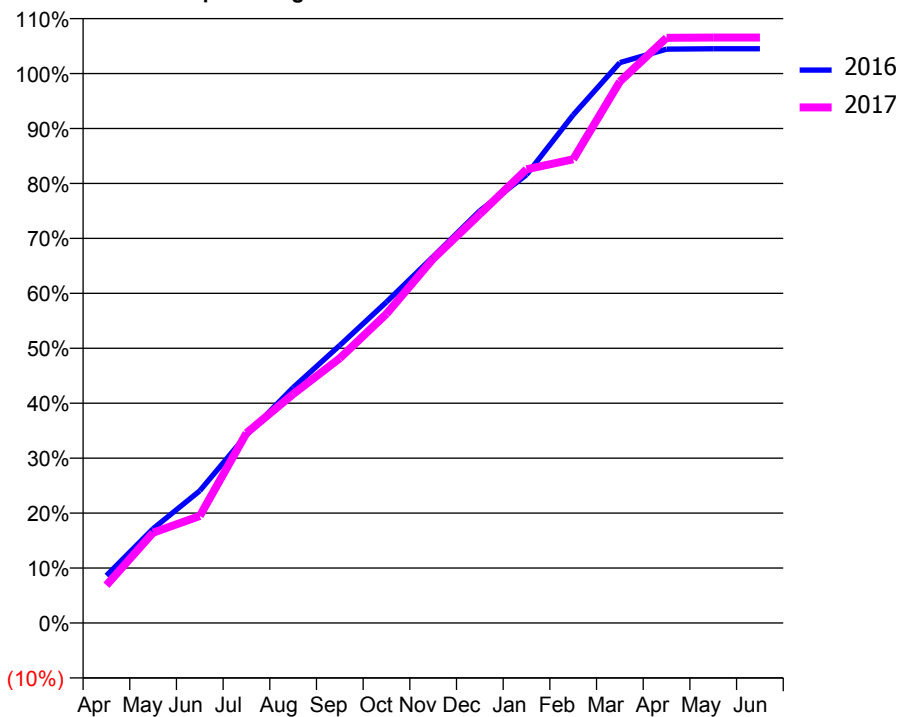
ACCESS*

Patients seen in 24 months	Total	Change since previous quarter
Quarter ending March 2016	1,717	
Quarter ending June 2016	1,727	→
Quarter ending September 2016	1,658	↓
Quarter ending December 2016	1,637	↓
Quarter ending March 2017	1,627	→
Variance since March 2016	(5.2%)	↓



ACTIVITY

Cumulative percentage of contracted UDA delivered 2016 & 2017



Month	Adjusted Scheduled Activity (UDA)	
	2016	2017
April	259	206
May	515	493
June	722	584
July	1,026	1,037
August	1,285	1,250
September	1,516	1,446
October	1,752	1,688
November	2,000	1,988
December	2,251	2,233
January	2,447	2,477
February	2,774	2,531
March	3,060	2,956
April	3,133	3,195
May	3,135	3,196
June	3,135	3,196

QUALITY

	Quantity	Base Number	Contract	AT	Region	England
% of FP17s for the same patient ID Re-attending within 3 months - Children	187	2,370	7.9%	12.9%	13.3%	12.3%
% of FP17s for the same patient ID Re-attending within 3 months - Adults	0	0	N/A	17.6%	17.3%	16.7%
% of FP17s for the same patient ID Re-attending between 3 & 9 months - Children	1,595	2,370	67.3%	56.2%	58.9%	57.6%
% of FP17s for the same patient ID Re-attending between 3 & 9 months - Adults	0	0	N/A	49.9%	52.2%	50.1%
% of FP17s for Band 1 Urgent Courses	130	2,497	5.2%	10.4%	9.2%	9.1%
% of FP17s Relating to Free Repair or Replacements	0	2,497	0.0%	0.9%	1.0%	0.8%
% of FP17s Relating to Continuations	0	2,497	0.0%	1.3%	1.4%	1.2%
% of Patients satisfied with the dentistry they have received	0	0	N/A	92.1%	93.1%	92.8%
% of Patients satisfied with the time they had to wait for an appointment	0	0	N/A	88.1%	89.5%	88.7%

* This is based on patients treated on this contract for their most recent course of treatment. Figures in italics indicate the base number of FP17s or Patient Questionnaire responses are less than 100. N/A is shown where the base number of responses is less than 10 during the period. % is calculated as Quantity/Base number*100

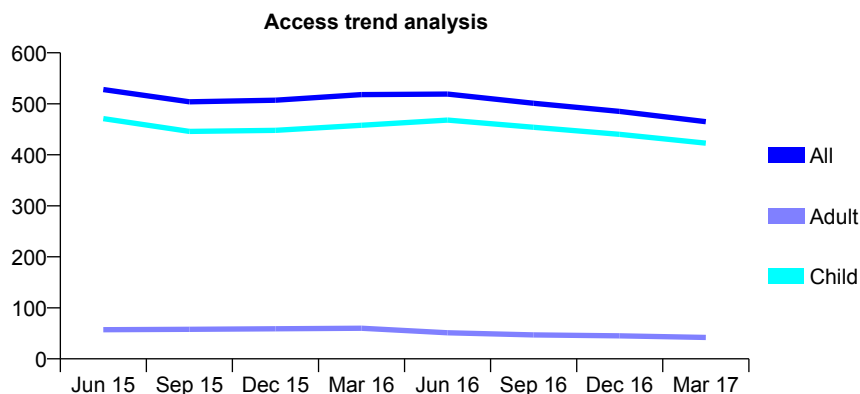
Q46 - Vital Signs At a Glance Contract Report for 333379/0001 - Year end March 2017

Name or company name	MR AK JAIN
Contract type name	GDS Contract
Purpose of contract	General
Contract start date	01/04/2006
Contract end date	

16/17 Contracted general activity (UDA)	1,311
Carry forward general activity (UDA)	40
16/17 Contracted orthodontic activity (UOA)	0
Carry forward orthodontic activity (UOA)	0
Baseline contract value	£32,066.65

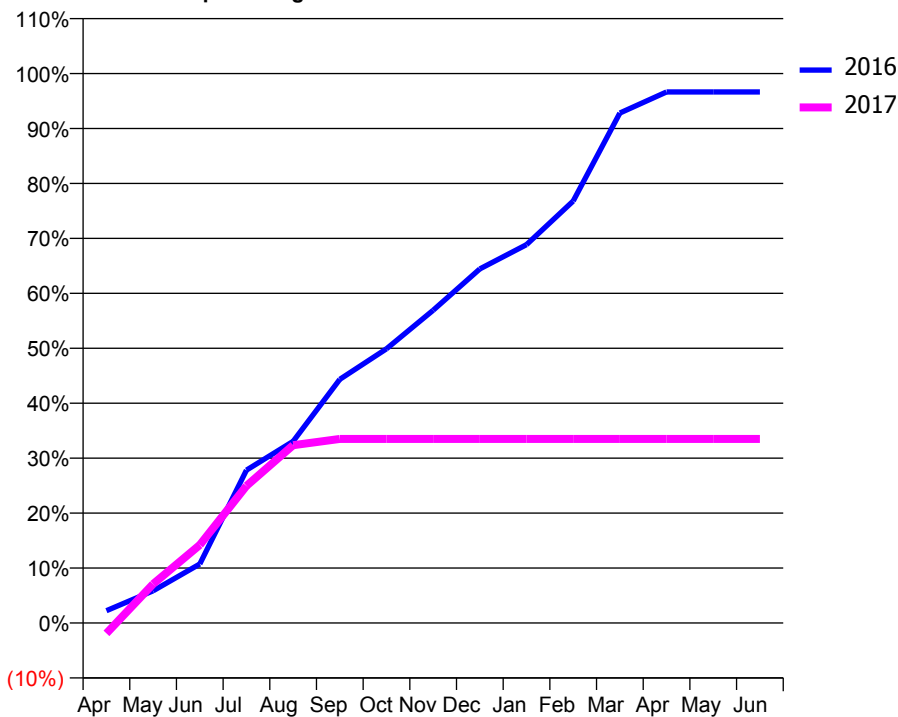
ACCESS*

Patients seen in 24 months	Total	Change since previous quarter
Quarter ending March 2016	518	
Quarter ending June 2016	519	→
Quarter ending September 2016	501	↓
Quarter ending December 2016	485	↓
Quarter ending March 2017	465	↓
Variance since March 2016	(10.2%)	↓



ACTIVITY

Cumulative percentage of contracted UDA delivered 2016 & 2017



Month	Adjusted Scheduled Activity (UDA)	
	2016	2017
April	27	-25
May	70	93
June	129	186
July	334	327
August	397	424
September	532	439
October	599	439
November	683	439
December	773	439
January	826	439
February	921	439
March	1,114	439
April	1,160	439
May	1,160	439
June	1,160	439

QUALITY

	Quantity	Base Number	Contract	AT	Region	England
% of FP17s for the same patient ID Re-attending within 3 months - Children	17	325	5.2%	12.9%	13.3%	12.3%
% of FP17s for the same patient ID Re-attending within 3 months - Adults	0	8	0.0%	17.6%	17.3%	16.7%
% of FP17s for the same patient ID Re-attending between 3 & 9 months - Children	211	325	64.9%	56.2%	58.9%	57.6%
% of FP17s for the same patient ID Re-attending between 3 & 9 months - Adults	7	8	87.5%	49.9%	52.2%	50.1%
% of FP17s for Band 1 Urgent Courses	1	300	0.3%	10.4%	9.2%	9.1%
% of FP17s Relating to Free Repair or Replacements	0	300	0.0%	0.9%	1.0%	0.8%
% of FP17s Relating to Continuations	0	300	0.0%	1.3%	1.4%	1.2%
% of Patients satisfied with the dentistry they have received	0	0	N/A	92.1%	93.1%	92.8%
% of Patients satisfied with the time they had to wait for an appointment	0	0	N/A	88.1%	89.5%	88.7%

* This is based on patients treated on this contract for their most recent course of treatment. Figures in italics indicate the base number of FP17s or Patient Questionnaire responses are less than 100. N/A is shown where the base number of responses is less than 10 during the period. % is calculated as Quantity/Base number*100

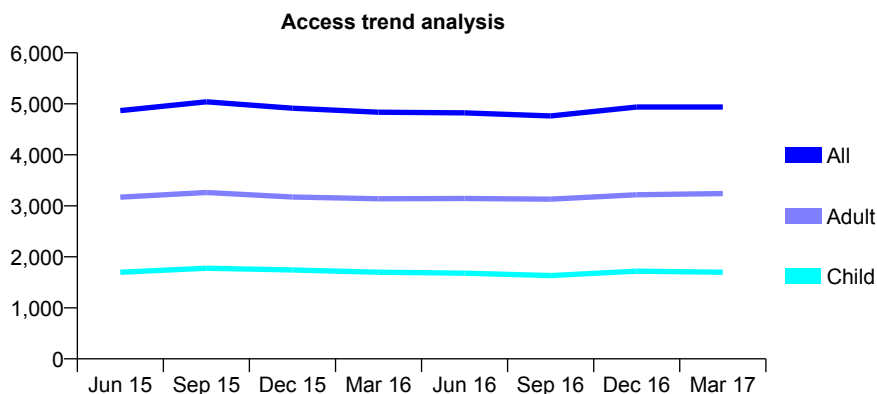
Q46 - Vital Signs At a Glance Contract Report for 336815/0001 - Year end March 2017

Name or company name	MR S PATEL
Contract type name	GDS Contract
Purpose of contract	General
Contract start date	18/03/2010
Contract end date	

16/17 Contracted general activity (UDA)	11,938
Carry forward general activity (UDA)	-104
16/17 Contracted orthodontic activity (UOA)	0
Carry forward orthodontic activity (UOA)	0
Baseline contract value	£327,171.00

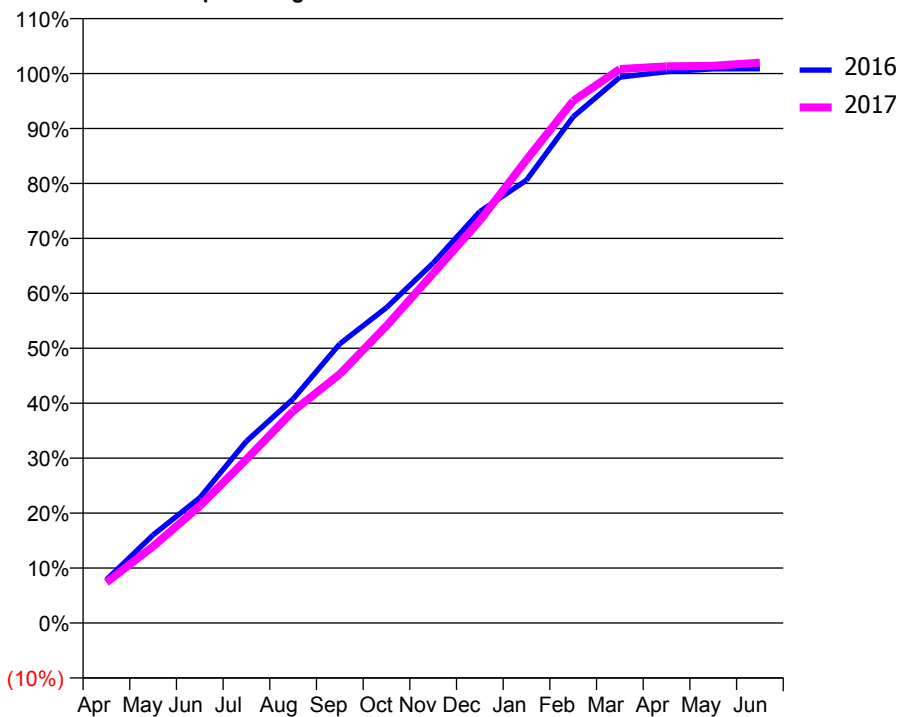
ACCESS*

Patients seen in 24 months	Total	Change since previous quarter
Quarter ending March 2016	4,836	
Quarter ending June 2016	4,823	→
Quarter ending September 2016	4,763	↓
Quarter ending December 2016	4,937	↑
Quarter ending March 2017	4,938	→
Variance since March 2016	2.1%	↑



ACTIVITY

Cumulative percentage of contracted UDA delivered 2016 & 2017



Month	Adjusted Scheduled Activity (UDA)	
	2016	2017
April	939	882
May	1,913	1,664
June	2,722	2,543
July	3,950	3,558
August	4,869	4,604
September	6,065	5,407
October	6,852	6,457
November	7,820	7,595
December	8,939	8,741
January	9,624	10,067
February	10,998	11,344
March	11,858	12,037
April	11,978	12,094
May	12,040	12,106
June	12,042	12,173

QUALITY

	Quantity	Base Number	Contract	AT	Region	England
% of FP17s for the same patient ID Re-attending within 3 months - Children	343	3,141	10.9%	12.9%	13.3%	12.3%
% of FP17s for the same patient ID Re-attending within 3 months - Adults	1,030	5,517	18.7%	17.6%	17.3%	16.7%
% of FP17s for the same patient ID Re-attending between 3 & 9 months - Children	1,984	3,141	63.2%	56.2%	58.9%	57.6%
% of FP17s for the same patient ID Re-attending between 3 & 9 months - Adults	2,985	5,517	54.1%	49.9%	52.2%	50.1%
% of FP17s for Band 1 Urgent Courses	911	7,218	12.6%	10.4%	9.2%	9.1%
% of FP17s Relating to Free Repair or Replacements	24	7,218	0.3%	0.9%	1.0%	0.8%
% of FP17s Relating to Continuations	12	7,218	0.2%	1.3%	1.4%	1.2%
% of Patients satisfied with the dentistry they have received	3	3	N/A	92.1%	93.1%	92.8%
% of Patients satisfied with the time they had to wait for an appointment	3	3	N/A	88.1%	89.5%	88.7%

* This is based on patients treated on this contract for their most recent course of treatment. Figures in italics indicate the base number of FP17s or Patient Questionnaire responses are less than 100. N/A is shown where the base number of responses is less than 10 during the period. % is calculated as Quantity/Base number*100

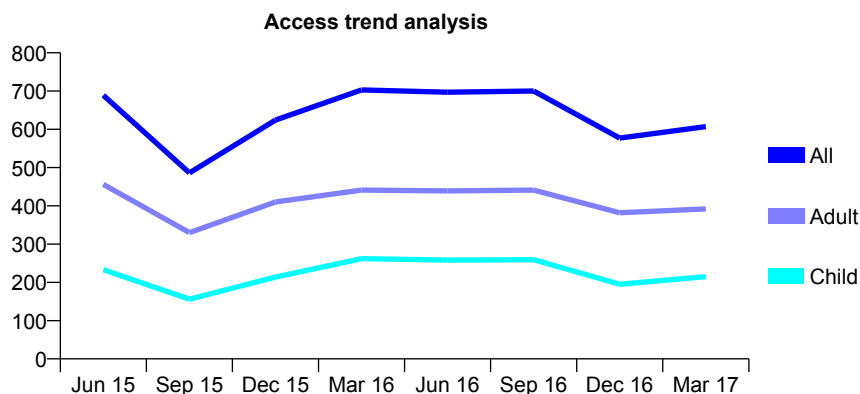
Q46 - Vital Signs At a Glance Contract Report for 336815/0002 - Year end March 2017

Name or company name	MR S PATEL
Contract type name	GDS Contract
Purpose of contract	General
Contract start date	18/03/2010
Contract end date	

16/17 Contracted general activity (UDA)	1,900
Carry forward general activity (UDA)	-14
16/17 Contracted orthodontic activity (UOA)	0
Carry forward orthodontic activity (UOA)	0
Baseline contract value	£44,451.36

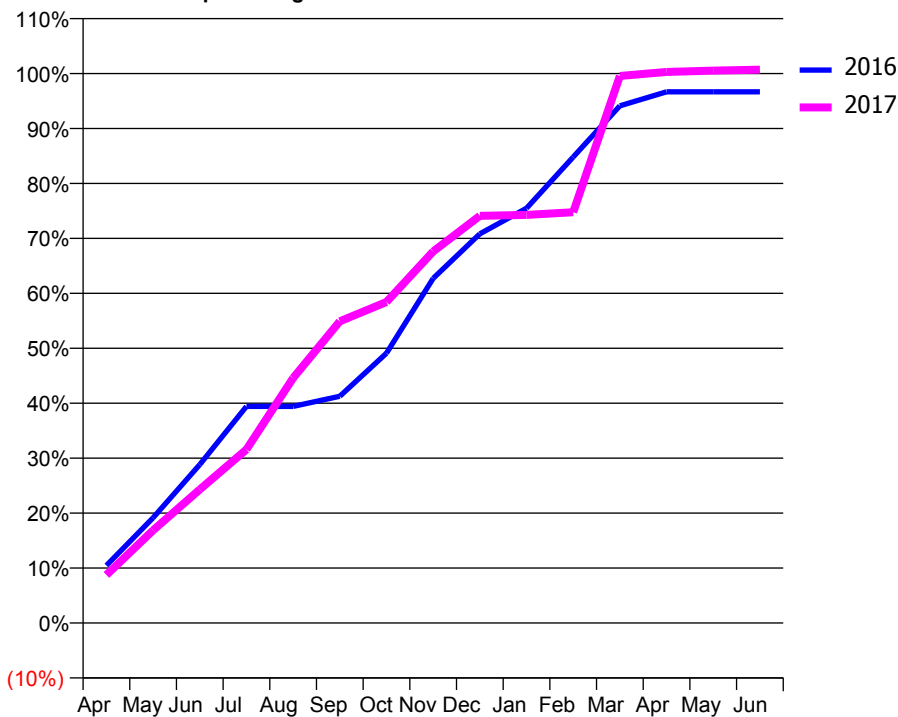
ACCESS*

Patients seen in 24 months	Total	Change since previous quarter
Quarter ending March 2016	703	
Quarter ending June 2016	697	→
Quarter ending September 2016	700	→
Quarter ending December 2016	577	↓
Quarter ending March 2017	607	↑
Variance since March 2016	(13.7%)	↓



ACTIVITY

Cumulative percentage of contracted UDA delivered 2016 & 2017



Adjusted Scheduled Activity (UDA)

Month	2016	2017
April	220	166
May	402	321
June	606	462
July	828	600
August	828	847
September	866	1,043
October	1,031	1,110
November	1,317	1,285
December	1,487	1,408
January	1,585	1,411
February	1,781	1,420
March	1,977	1,892
April	2,030	1,906
May	2,030	1,910
June	2,030	1,913

QUALITY

	Quantity	Base Number	Contract	AT	Region	England
% of FP17s for the same patient ID Re-attending within 3 months - Children	21	433	4.8%	12.9%	13.3%	12.3%
% of FP17s for the same patient ID Re-attending within 3 months - Adults	31	688	4.5%	17.6%	17.3%	16.7%
% of FP17s for the same patient ID Re-attending between 3 & 9 months - Children	91	433	21.0%	56.2%	58.9%	57.6%
% of FP17s for the same patient ID Re-attending between 3 & 9 months - Adults	126	688	18.3%	49.9%	52.2%	50.1%
% of FP17s for Band 1 Urgent Courses	140	1,116	12.5%	10.4%	9.2%	9.1%
% of FP17s Relating to Free Repair or Replacements	2	1,116	0.2%	0.9%	1.0%	0.8%
% of FP17s Relating to Continuations	1	1,116	0.1%	1.3%	1.4%	1.2%
% of Patients satisfied with the dentistry they have received	1	1	N/A	92.1%	93.1%	92.8%
% of Patients satisfied with the time they had to wait for an appointment	0	1	N/A	88.1%	89.5%	88.7%

* This is based on patients treated on this contract for their most recent course of treatment. Figures in italics indicate the base number of FP17s or Patient Questionnaire responses are less than 100. N/A is shown where the base number of responses is less than 10 during the period. % is calculated as Quantity/Base number*100

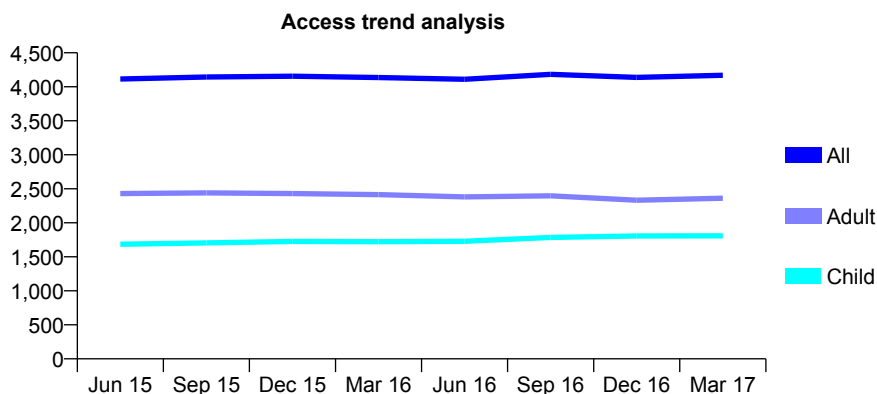
Q46 - Vital Signs At a Glance Contract Report for 339881/0001 - Year end March 2017

Name or company name	MR S MIRTORABI
Contract type name	GDS Contract
Purpose of contract	General
Contract start date	01/04/2006
Contract end date	

16/17 Contracted general activity (UDA)	10,570
Carry forward general activity (UDA)	-156
16/17 Contracted orthodontic activity (UOA)	0
Carry forward orthodontic activity (UOA)	0
Baseline contract value	£334,396.87

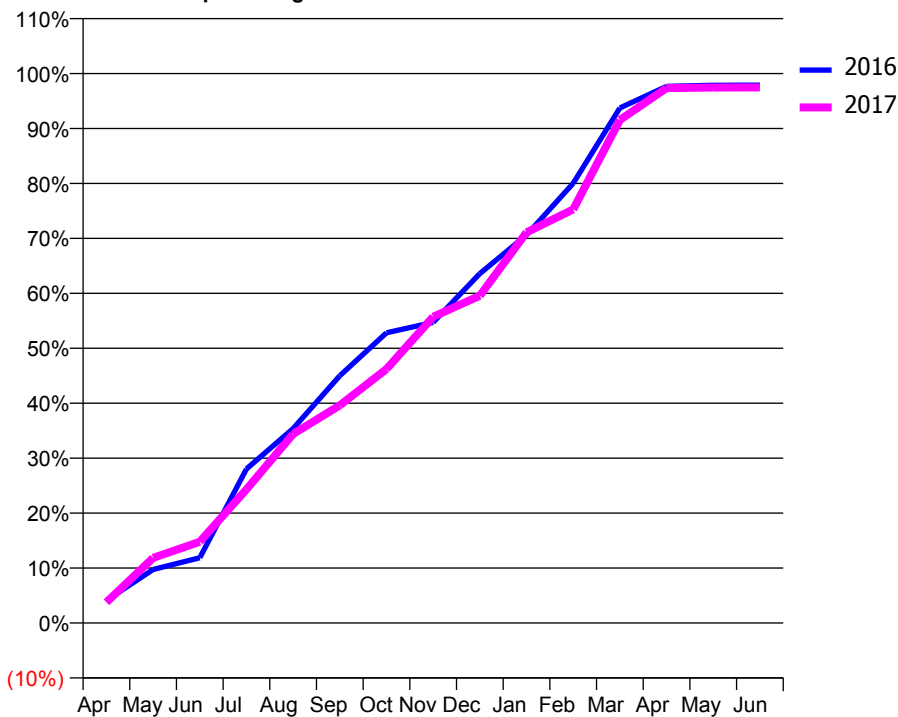
ACCESS*

Patients seen in 24 months	Total	Change since previous quarter
Quarter ending March 2016	4,136	
Quarter ending June 2016	4,110	→
Quarter ending September 2016	4,184	→
Quarter ending December 2016	4,139	↓
Quarter ending March 2017	4,169	→
Variance since March 2016	0.8%	→



ACTIVITY

Cumulative percentage of contracted UDA delivered 2016 & 2017



Adjusted Scheduled Activity (UDA)

Month	2016	2017
April	435	398
May	1,031	1,252
June	1,256	1,564
July	2,963	2,570
August	3,740	3,637
September	4,756	4,188
October	5,582	4,884
November	5,783	5,890
December	6,720	6,296
January	7,463	7,513
February	8,457	7,954
March	9,906	9,676
April	10,322	10,289
May	10,342	10,301
June	10,345	10,302

QUALITY

	Quantity	Base Number	Contract	AT	Region	England
% of FP17s for the same patient ID Re-attending within 3 months - Children	261	2,571	10.2%	12.9%	13.3%	12.3%
% of FP17s for the same patient ID Re-attending within 3 months - Adults	298	2,477	12.0%	17.6%	17.3%	16.7%
% of FP17s for the same patient ID Re-attending between 3 & 9 months - Children	1,377	2,571	53.6%	56.2%	58.9%	57.6%
% of FP17s for the same patient ID Re-attending between 3 & 9 months - Adults	945	2,477	38.2%	49.9%	52.2%	50.1%
% of FP17s for Band 1 Urgent Courses	360	4,692	7.7%	10.4%	9.2%	9.1%
% of FP17s Relating to Free Repair or Replacements	8	4,692	0.2%	0.9%	1.0%	0.8%
% of FP17s Relating to Continuations	69	4,692	1.5%	1.3%	1.4%	1.2%
% of Patients satisfied with the dentistry they have received	2	2	N/A	92.1%	93.1%	92.8%
% of Patients satisfied with the time they had to wait for an appointment	2	2	N/A	88.1%	89.5%	88.7%

* This is based on patients treated on this contract for their most recent course of treatment. Figures in italics indicate the base number of FP17s or Patient Questionnaire responses are less than 100. N/A is shown where the base number of responses is less than 10 during the period. % is calculated as Quantity/Base number*100

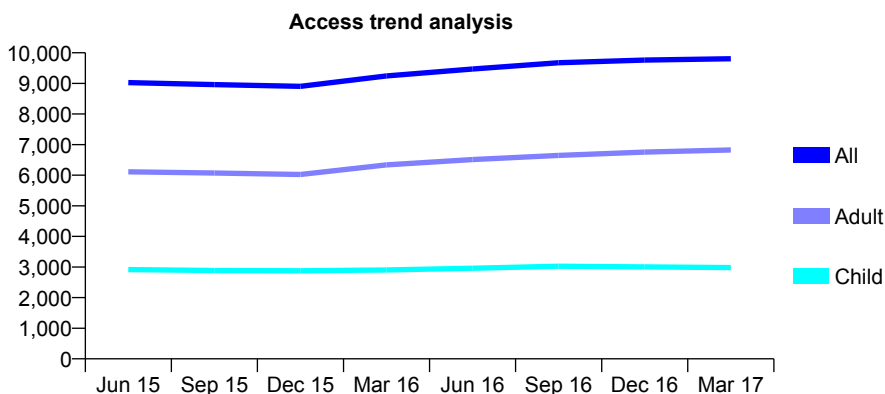
Q46 - Vital Signs At a Glance Contract Report for 342327/0001 - Year end March 2017

Name or company name	MR MK MUSHTAQ
Contract type name	GDS Contract
Purpose of contract	General
Contract start date	01/04/2006
Contract end date	

16/17 Contracted general activity (UDA)	22,660
Carry forward general activity (UDA)	-59
16/17 Contracted orthodontic activity (UOA)	0
Carry forward orthodontic activity (UOA)	0
Baseline contract value	£600,329.12

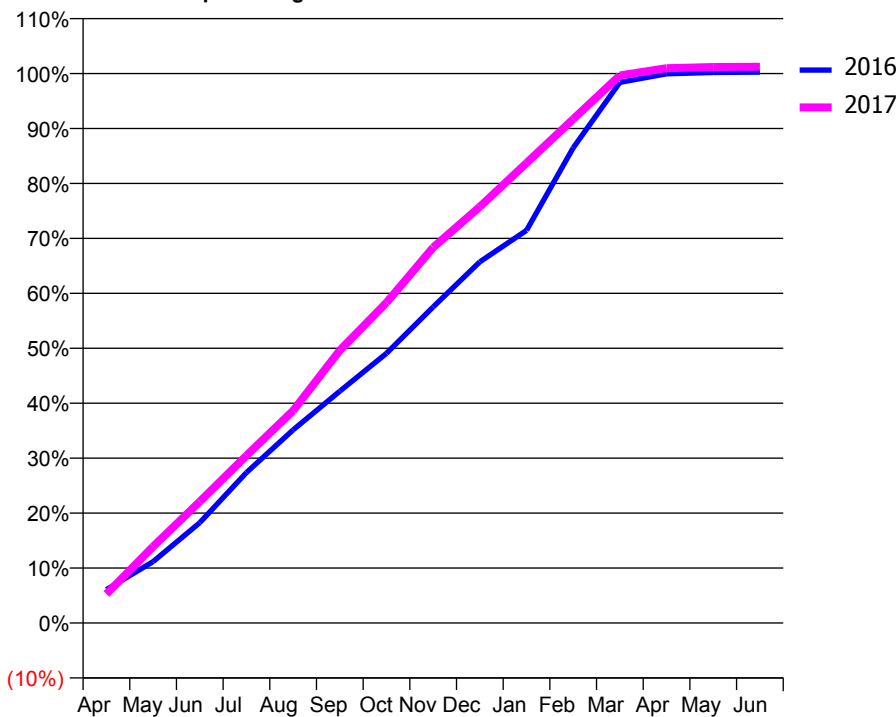
ACCESS*

Patients seen in 24 months	Total	Change since previous quarter
Quarter ending March 2016	9,244	
Quarter ending June 2016	9,470	↑
Quarter ending September 2016	9,674	↑
Quarter ending December 2016	9,762	→
Quarter ending March 2017	9,807	→
Variance since March 2016	6.1%	↑



ACTIVITY

Cumulative percentage of contracted UDA delivered 2016 & 2017



Month	Adjusted Scheduled Activity (UDA)	
	2016	2017
April	1,393	1,196
May	2,565	3,153
June	4,190	5,005
July	6,284	6,906
August	8,063	8,759
September	9,680	11,240
October	11,261	13,214
November	13,197	15,490
December	15,078	17,165
January	16,390	18,969
February	19,836	20,778
March	22,572	22,581
April	22,928	22,880
May	22,985	22,926
June	22,999	22,939

QUALITY

	Quantity	Base Number	Contract	AT	Region	England
% of FP17s for the same patient ID Re-attending within 3 months - Children	252	3,896	6.5%	12.9%	13.3%	12.3%
% of FP17s for the same patient ID Re-attending within 3 months - Adults	1,221	8,587	14.2%	17.6%	17.3%	16.7%
% of FP17s for the same patient ID Re-attending between 3 & 9 months - Children	2,057	3,896	52.8%	56.2%	58.9%	57.6%
% of FP17s for the same patient ID Re-attending between 3 & 9 months - Adults	3,825	8,587	44.5%	49.9%	52.2%	50.1%
% of FP17s for Band 1 Urgent Courses	1,057	11,472	9.2%	10.4%	9.2%	9.1%
% of FP17s Relating to Free Repair or Replacements	124	11,472	1.1%	0.9%	1.0%	0.8%
% of FP17s Relating to Continuations	30	11,472	0.3%	1.3%	1.4%	1.2%
% of Patients satisfied with the dentistry they have received	4	5	N/A	92.1%	93.1%	92.8%
% of Patients satisfied with the time they had to wait for an appointment	4	5	N/A	88.1%	89.5%	88.7%

* This is based on patients treated on this contract for their most recent course of treatment. Figures in italics indicate the base number of FP17s or Patient Questionnaire responses are less than 100. N/A is shown where the base number of responses is less than 10 during the period. % is calculated as Quantity/Base number*100

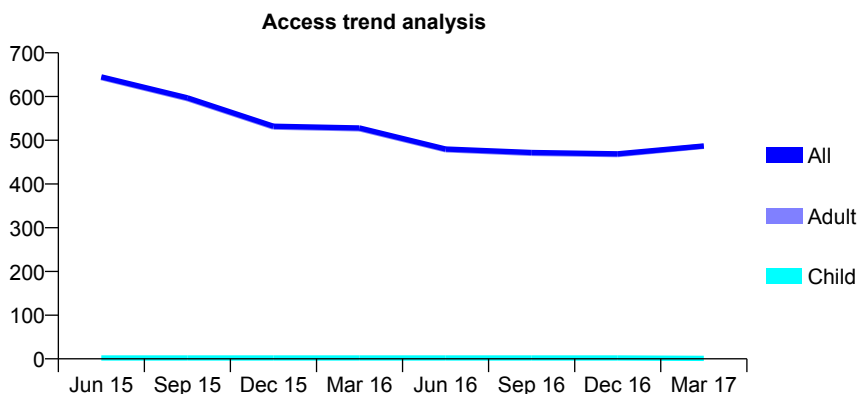
Q46 - Vital Signs At a Glance Contract Report for 342327/0002 - Year end March 2017

Name or company name	MR MK MUSHTAQ
Contract type name	PDS Contract
Purpose of contract	General
Contract start date	01/04/2013
Contract end date	31/03/2018

16/17 Contracted general activity (UDA)	700
Carry forward general activity (UDA)	0
16/17 Contracted orthodontic activity (UOA)	0
Carry forward orthodontic activity (UOA)	0
Baseline contract value	£59,099.84

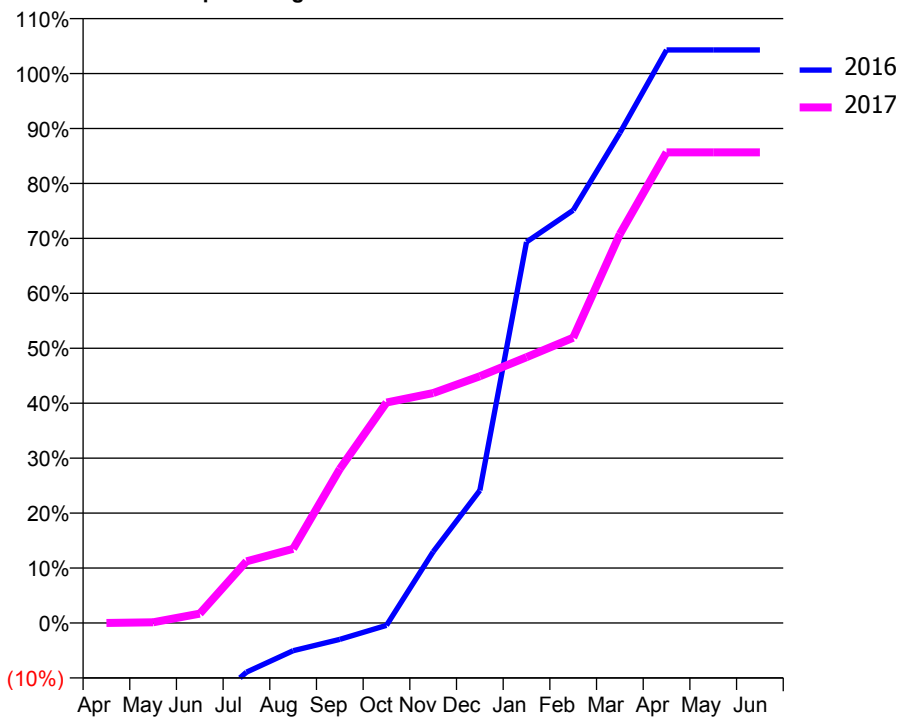
ACCESS*

Patients seen in 24 months	Total	Change since previous quarter
Quarter ending March 2016	528	
Quarter ending June 2016	480	↓
Quarter ending September 2016	472	↓
Quarter ending December 2016	469	→
Quarter ending March 2017	487	↑
Variance since March 2016	(7.8%)	↓



ACTIVITY

Cumulative percentage of contracted UDA delivered 2016 & 2017



Month	Adjusted Scheduled Activity (UDA)	
	2016	2017
April	-190	0
May	-175	1
June	-116	12
July	-63	79
August	-35	95
September	-21	196
October	-3	281
November	91	293
December	169	314
January	485	339
February	526	363
March	624	495
April	730	600
May	730	600
June	730	600

QUALITY

	Quantity	Base Number	Contract	AT	Region	England
% of FP17s for the same patient ID Re-attending within 3 months - Children	0	0	N/A	12.9%	13.3%	12.3%
% of FP17s for the same patient ID Re-attending within 3 months - Adults	9	270	3.3%	17.6%	17.3%	16.7%
% of FP17s for the same patient ID Re-attending between 3 & 9 months - Children	0	0	N/A	56.2%	58.9%	57.6%
% of FP17s for the same patient ID Re-attending between 3 & 9 months - Adults	11	270	4.1%	49.9%	52.2%	50.1%
% of FP17s for Band 1 Urgent Courses	18	321	5.6%	10.4%	9.2%	9.1%
% of FP17s Relating to Free Repair or Replacements	0	321	0.0%	0.9%	1.0%	0.8%
% of FP17s Relating to Continuations	0	321	0.0%	1.3%	1.4%	1.2%
% of Patients satisfied with the dentistry they have received	0	0	N/A	92.1%	93.1%	92.8%
% of Patients satisfied with the time they had to wait for an appointment	0	0	N/A	88.1%	89.5%	88.7%

* This is based on patients treated on this contract for their most recent course of treatment. Figures in italics indicate the base number of FP17s or Patient Questionnaire responses are less than 100. N/A is shown where the base number of responses is less than 10 during the period. % is calculated as Quantity/Base number*100

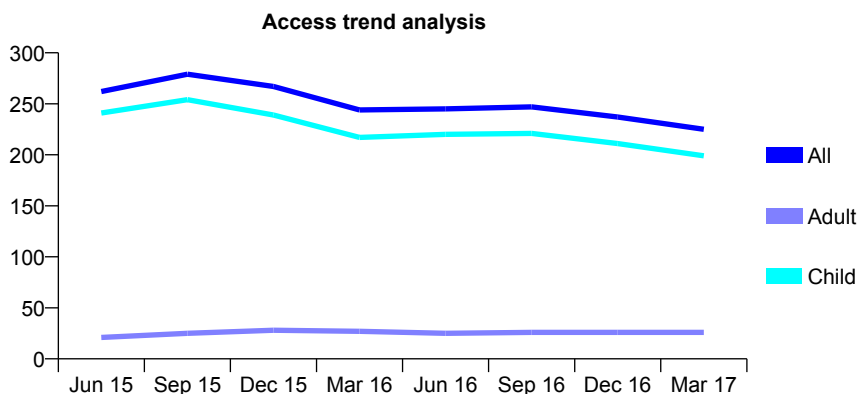
Q46 - Vital Signs At a Glance Contract Report for 351121/0001 - Year end March 2017

Name or company name	MR CJ MICHAELS
Contract type name	GDS Contract
Purpose of contract	General
Contract start date	01/04/2006
Contract end date	30/11/2016

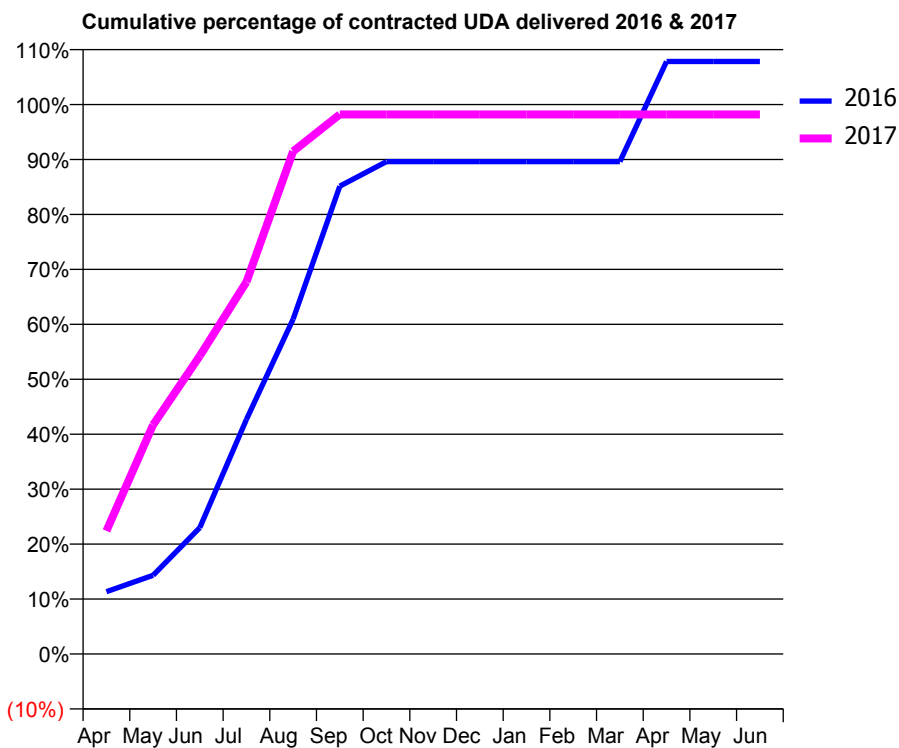
16/17 Contracted general activity (UDA)	223
Carry forward general activity (UDA)	-7
16/17 Contracted orthodontic activity (UOA)	0
Carry forward orthodontic activity (UOA)	0
Baseline contract value	£5,459.89

ACCESS*

Patients seen in 24 months	Total	Change since previous quarter
Quarter ending March 2016	244	
Quarter ending June 2016	245	→
Quarter ending September 2016	247	→
Quarter ending December 2016	237	↓
Quarter ending March 2017	225	↓
Variance since March 2016	(7.8%)	↓



ACTIVITY



Month	Adjusted Scheduled Activity (UDA)	
	2016	2017
April	38	50
May	48	93
June	77	121
July	143	151
August	204	204
September	285	219
October	300	219
November	300	219
December	300	219
January	300	219
February	300	219
March	300	219
April	361	219
May	361	219
June	361	219

QUALITY

	Quantity	Base Number	Contract	AT	Region	England
% of FP17s for the same patient ID Re-attending within 3 months - Children	3	197	1.5%	12.9%	13.3%	12.3%
% of FP17s for the same patient ID Re-attending within 3 months - Adults	0	7	0.0%	17.6%	17.3%	16.7%
% of FP17s for the same patient ID Re-attending between 3 & 9 months - Children	78	197	39.6%	56.2%	58.9%	57.6%
% of FP17s for the same patient ID Re-attending between 3 & 9 months - Adults	2	7	28.6%	49.9%	52.2%	50.1%
% of FP17s for Band 1 Urgent Courses	0	152	0.0%	10.4%	9.2%	9.1%
% of FP17s Relating to Free Repair or Replacements	0	152	0.0%	0.9%	1.0%	0.8%
% of FP17s Relating to Continuations	0	152	0.0%	1.3%	1.4%	1.2%
% of Patients satisfied with the dentistry they have received	0	0	N/A	92.1%	93.1%	92.8%
% of Patients satisfied with the time they had to wait for an appointment	0	0	N/A	88.1%	89.5%	88.7%

* This is based on patients treated on this contract for their most recent course of treatment. Figures in italics indicate the base number of FP17s or Patient Questionnaire responses are less than 100. N/A is shown where the base number of responses is less than 10 during the period. % is calculated as Quantity/Base number*100

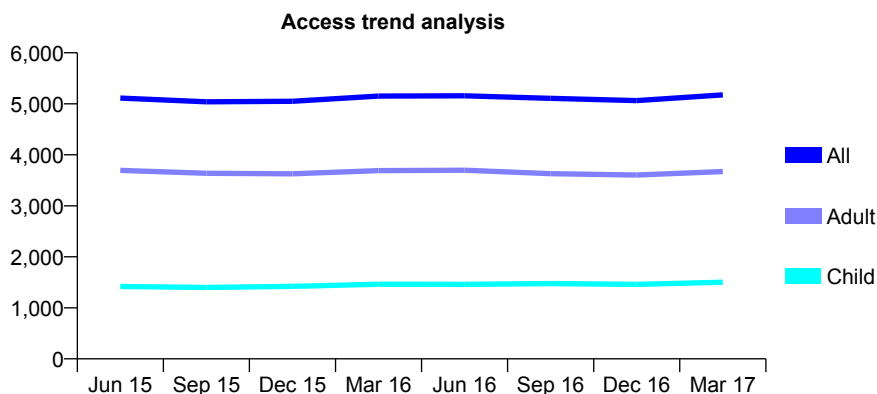
Q46 - Vital Signs At a Glance Contract Report for 356956/0001 - Year end March 2017

Name or company name	MF Dental Partners
Contract type name	GDS Contract
Purpose of contract	General
Contract start date	18/09/2007
Contract end date	

16/17 Contracted general activity (UDA)	10,000
Carry forward general activity (UDA)	-74
16/17 Contracted orthodontic activity (UOA)	0
Carry forward orthodontic activity (UOA)	0
Baseline contract value	£253,831.57

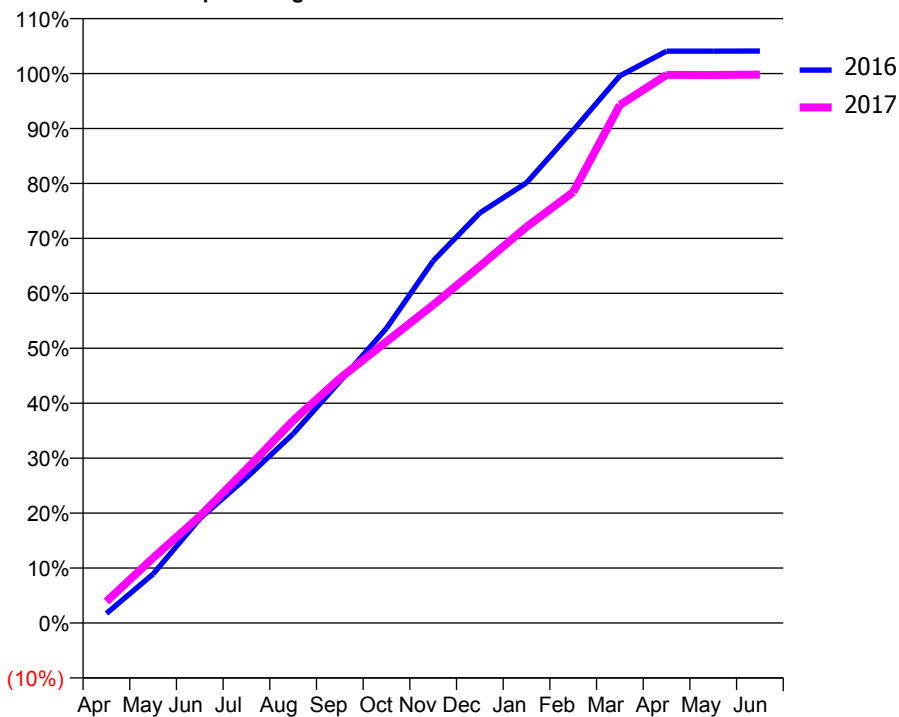
ACCESS*

Patients seen in 24 months	Total	Change since previous quarter
Quarter ending March 2016	5,152	
Quarter ending June 2016	5,158	→
Quarter ending September 2016	5,106	↓
Quarter ending December 2016	5,064	→
Quarter ending March 2017	5,175	↑
Variance since March 2016	0.4%	→



ACTIVITY

Cumulative percentage of contracted UDA delivered 2016 & 2017



Month	Adjusted Scheduled Activity (UDA)	
	2016	2017
April	178	393
May	917	1,185
June	1,953	1,943
July	2,717	2,802
August	3,539	3,684
September	4,518	4,451
October	5,514	5,120
November	6,773	5,790
December	7,672	6,494
January	8,237	7,207
February	9,216	7,842
March	10,237	9,426
April	10,698	9,975
May	10,698	9,973
June	10,701	9,980

QUALITY

	Quantity	Base Number	Contract	AT	Region	England
% of FP17s for the same patient ID Re-attending within 3 months - Children	202	2,374	8.5%	12.9%	13.3%	12.3%
% of FP17s for the same patient ID Re-attending within 3 months - Adults	414	5,027	8.2%	17.6%	17.3%	16.7%
% of FP17s for the same patient ID Re-attending between 3 & 9 months - Children	1,522	2,374	64.1%	56.2%	58.9%	57.6%
% of FP17s for the same patient ID Re-attending between 3 & 9 months - Adults	3,127	5,027	62.2%	49.9%	52.2%	50.1%
% of FP17s for Band 1 Urgent Courses	215	5,965	3.6%	10.4%	9.2%	9.1%
% of FP17s Relating to Free Repair or Replacements	15	5,965	0.3%	0.9%	1.0%	0.8%
% of FP17s Relating to Continuations	7	5,965	0.1%	1.3%	1.4%	1.2%
% of Patients satisfied with the dentistry they have received	8	9	N/A	92.1%	93.1%	92.8%
% of Patients satisfied with the time they had to wait for an appointment	8	9	N/A	88.1%	89.5%	88.7%

* This is based on patients treated on this contract for their most recent course of treatment. Figures in italics indicate the base number of FP17s or Patient Questionnaire responses are less than 100. N/A is shown where the base number of responses is less than 10 during the period. % is calculated as Quantity/Base number*100

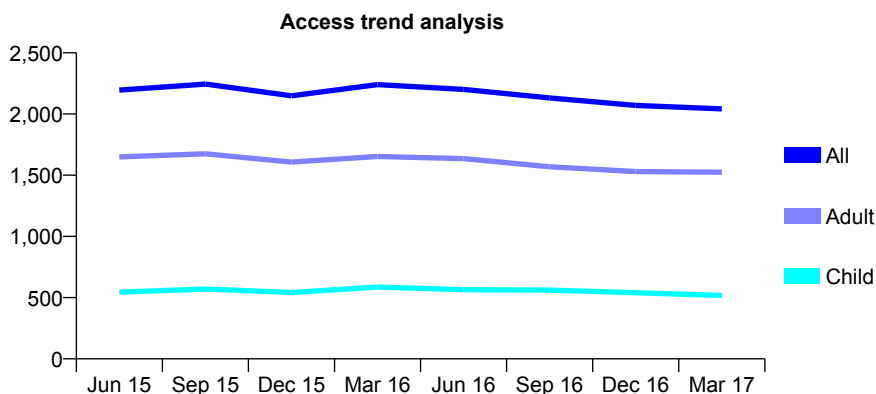
Q46 - Vital Signs At a Glance Contract Report for 356956/0002 - Year end March 2017

Name or company name	MF Dental Partners
Contract type name	GDS Contract
Purpose of contract	General
Contract start date	01/08/2013
Contract end date	

16/17 Contracted general activity (UDA)	5,388
Carry forward general activity (UDA)	81
16/17 Contracted orthodontic activity (UOA)	0
Carry forward orthodontic activity (UOA)	0
Baseline contract value	£147,286.33

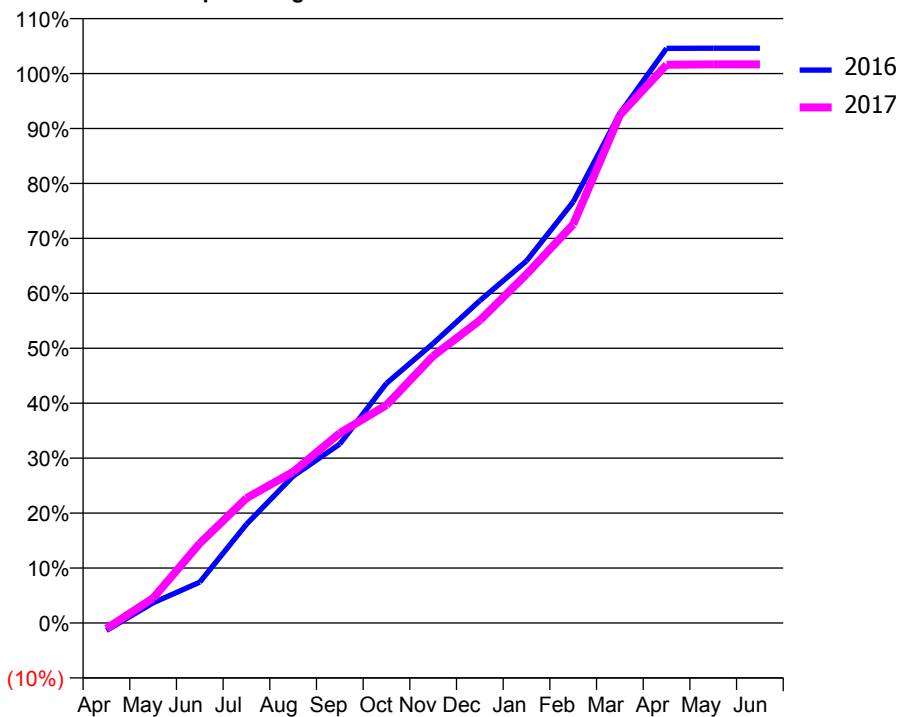
ACCESS*

Patients seen in 24 months	Total	Change since previous quarter
Quarter ending March 2016	2,240	
Quarter ending June 2016	2,201	↓
Quarter ending September 2016	2,131	↓
Quarter ending December 2016	2,070	↓
Quarter ending March 2017	2,042	↓
Variance since March 2016	(8.8%)	↓



ACTIVITY

Cumulative percentage of contracted UDA delivered 2016 & 2017



Month	Adjusted Scheduled Activity (UDA)	
	2016	2017
April	-77	-56
May	208	243
June	421	781
July	1,018	1,225
August	1,515	1,483
September	1,846	1,863
October	2,472	2,137
November	2,883	2,618
December	3,325	2,967
January	3,736	3,420
February	4,345	3,909
March	5,256	4,981
April	5,928	5,474
May	5,929	5,478
June	5,929	5,478

QUALITY

	Quantity	Base Number	Contract	AT	Region	England
% of FP17s for the same patient ID Re-attending within 3 months - Children	28	702	4.0%	12.9%	13.3%	12.3%
% of FP17s for the same patient ID Re-attending within 3 months - Adults	174	1,957	8.9%	17.6%	17.3%	16.7%
% of FP17s for the same patient ID Re-attending between 3 & 9 months - Children	367	702	52.3%	56.2%	58.9%	57.6%
% of FP17s for the same patient ID Re-attending between 3 & 9 months - Adults	1,105	1,957	56.5%	49.9%	52.2%	50.1%
% of FP17s for Band 1 Urgent Courses	82	2,563	3.2%	10.4%	9.2%	9.1%
% of FP17s Relating to Free Repair or Replacements	18	2,563	0.7%	0.9%	1.0%	0.8%
% of FP17s Relating to Continuations	3	2,563	0.1%	1.3%	1.4%	1.2%
% of Patients satisfied with the dentistry they have received	8	8	N/A	92.1%	93.1%	92.8%
% of Patients satisfied with the time they had to wait for an appointment	7	8	N/A	88.1%	89.5%	88.7%

* This is based on patients treated on this contract for their most recent course of treatment. Figures in italics indicate the base number of FP17s or Patient Questionnaire responses are less than 100. N/A is shown where the base number of responses is less than 10 during the period. % is calculated as Quantity/Base number*100

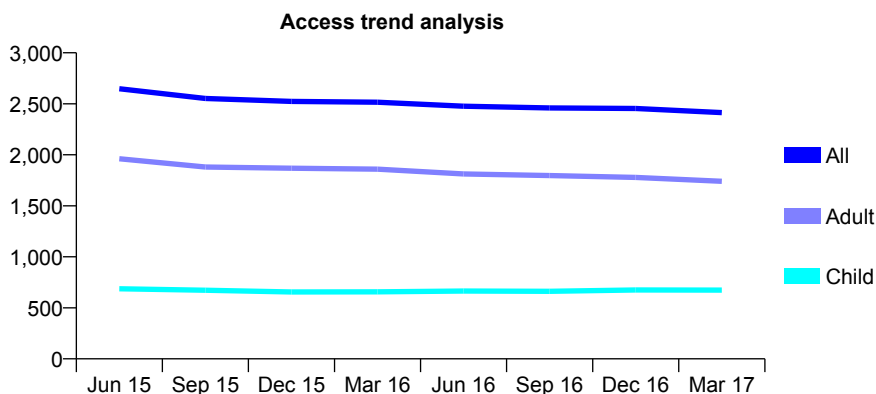
Q46 - Vital Signs At a Glance Contract Report for 358975/0001 - Year end March 2017

Name or company name	MISS P STOREY
Contract type name	GDS Contract
Purpose of contract	General
Contract start date	06/05/2011
Contract end date	

16/17 Contracted general activity (UDA)	6,504
Carry forward general activity (UDA)	-141
16/17 Contracted orthodontic activity (UOA)	0
Carry forward orthodontic activity (UOA)	0
Baseline contract value	£181,055.60

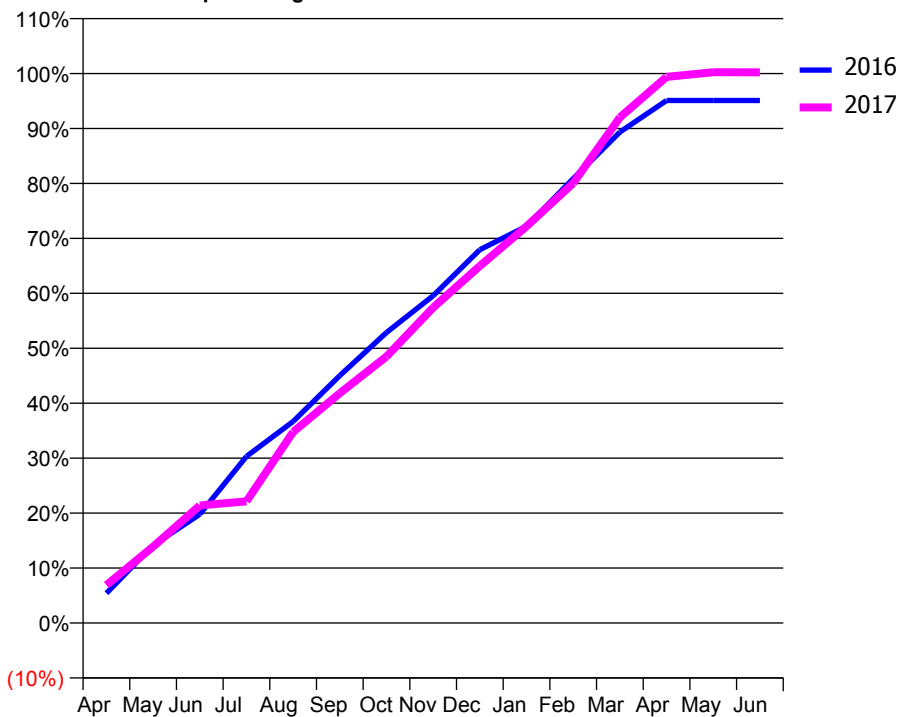
ACCESS*

Patients seen in 24 months	Total	Change since previous quarter
Quarter ending March 2016	2,516	
Quarter ending June 2016	2,477	↓
Quarter ending September 2016	2,459	→
Quarter ending December 2016	2,454	→
Quarter ending March 2017	2,414	↓
Variance since March 2016	(4.1%)	↓



ACTIVITY

Cumulative percentage of contracted UDA delivered 2016 & 2017



Adjusted Scheduled Activity (UDA)

Month	2016	2017
April	357	449
May	930	904
June	1,303	1,392
July	1,995	1,441
August	2,413	2,261
September	2,963	2,720
October	3,478	3,155
November	3,918	3,733
December	4,470	4,225
January	4,750	4,695
February	5,320	5,206
March	5,878	5,985
April	6,255	6,464
May	6,255	6,519
June	6,255	6,518

QUALITY

	Quantity	Base Number	Contract	AT	Region	England
% of FP17s for the same patient ID Re-attending within 3 months - Children	51	970	5.3%	12.9%	13.3%	12.3%
% of FP17s for the same patient ID Re-attending within 3 months - Adults	280	2,630	10.6%	17.6%	17.3%	16.7%
% of FP17s for the same patient ID Re-attending between 3 & 9 months - Children	545	970	56.2%	56.2%	58.9%	57.6%
% of FP17s for the same patient ID Re-attending between 3 & 9 months - Adults	1,656	2,630	63.0%	49.9%	52.2%	50.1%
% of FP17s for Band 1 Urgent Courses	323	3,614	8.9%	10.4%	9.2%	9.1%
% of FP17s Relating to Free Repair or Replacements	12	3,614	0.3%	0.9%	1.0%	0.8%
% of FP17s Relating to Continuations	3	3,614	0.1%	1.3%	1.4%	1.2%
% of Patients satisfied with the dentistry they have received	2	2	N/A	92.1%	93.1%	92.8%
% of Patients satisfied with the time they had to wait for an appointment	2	2	N/A	88.1%	89.5%	88.7%

* This is based on patients treated on this contract for their most recent course of treatment. Figures in italics indicate the base number of FP17s or Patient Questionnaire responses are less than 100. N/A is shown where the base number of responses is less than 10 during the period. % is calculated as Quantity/Base number*100

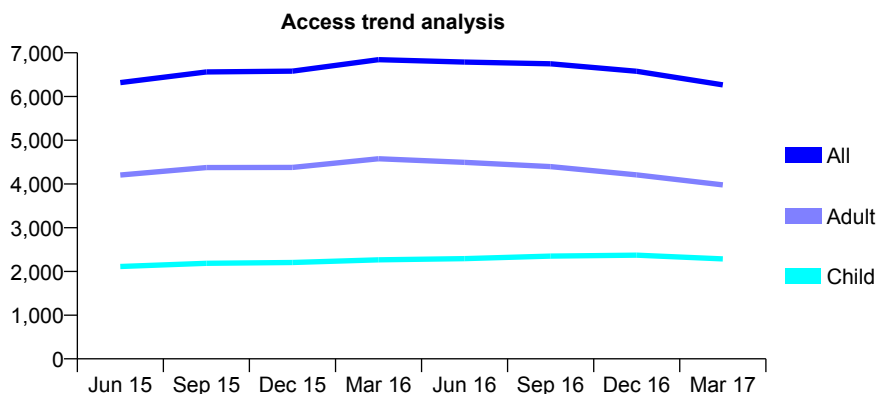
Q46 - Vital Signs At a Glance Contract Report for 367931/0001 - Year end March 2017

Name or company name	MS T KHAN
Contract type name	GDS Contract
Purpose of contract	General
Contract start date	01/08/2007
Contract end date	

16/17 Contracted general activity (UDA)	15,309
Carry forward general activity (UDA)	-306
16/17 Contracted orthodontic activity (UOA)	0
Carry forward orthodontic activity (UOA)	0
Baseline contract value	£424,759.19

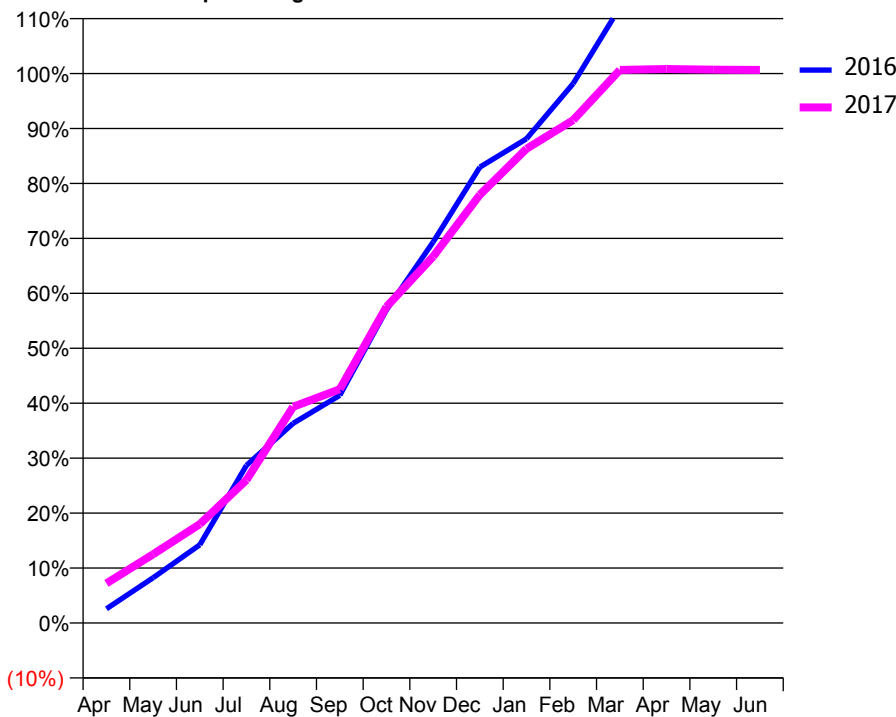
ACCESS*

Patients seen in 24 months	Total	Change since previous quarter
Quarter ending March 2016	6,842	
Quarter ending June 2016	6,788	→
Quarter ending September 2016	6,748	→
Quarter ending December 2016	6,579	↓
Quarter ending March 2017	6,265	↓
Variance since March 2016	(8.4%)	↓



ACTIVITY

Cumulative percentage of contracted UDA delivered 2016 & 2017



Adjusted Scheduled Activity (UDA)

Month	2016	2017
April	411	1,106
May	1,308	1,914
June	2,260	2,756
July	4,552	3,985
August	5,767	6,022
September	6,576	6,514
October	9,043	8,810
November	11,002	10,211
December	13,163	11,931
January	13,986	13,211
February	15,579	14,010
March	17,777	15,410
April	18,327	15,433
May	18,326	15,415
June	18,330	15,409

QUALITY

	Quantity	Base Number	Contract	AT	Region	England
% of FP17s for the same patient ID Re-attending within 3 months - Children	257	2,709	9.5%	12.9%	13.3%	12.3%
% of FP17s for the same patient ID Re-attending within 3 months - Adults	853	4,441	19.2%	17.6%	17.3%	16.7%
% of FP17s for the same patient ID Re-attending between 3 & 9 months - Children	1,289	2,709	47.6%	56.2%	58.9%	57.6%
% of FP17s for the same patient ID Re-attending between 3 & 9 months - Adults	1,880	4,441	42.3%	49.9%	52.2%	50.1%
% of FP17s for Band 1 Urgent Courses	789	6,870	11.5%	10.4%	9.2%	9.1%
% of FP17s Relating to Free Repair or Replacements	71	6,870	1.0%	0.9%	1.0%	0.8%
% of FP17s Relating to Continuations	39	6,870	0.6%	1.3%	1.4%	1.2%
% of Patients satisfied with the dentistry they have received	5	6	N/A	92.1%	93.1%	92.8%
% of Patients satisfied with the time they had to wait for an appointment	5	6	N/A	88.1%	89.5%	88.7%

* This is based on patients treated on this contract for their most recent course of treatment. Figures in italics indicate the base number of FP17s or Patient Questionnaire responses are less than 100. N/A is shown where the base number of responses is less than 10 during the period. % is calculated as Quantity/Base number*100

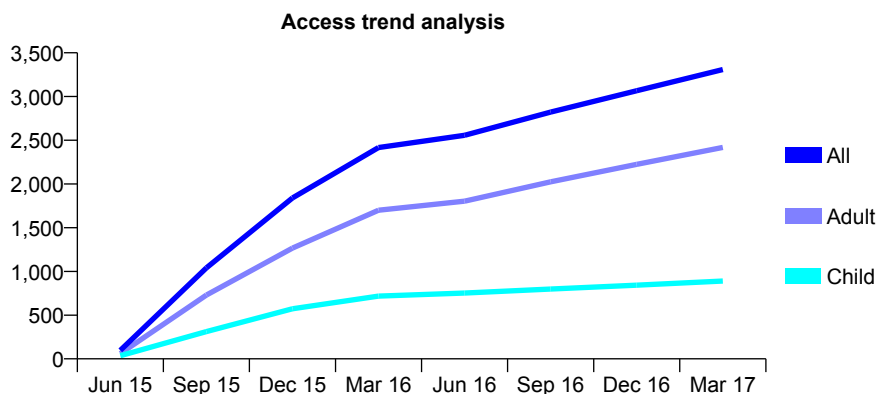
Q46 - Vital Signs At a Glance Contract Report for 367931/0003 - Year end March 2017

Name or company name	MS T KHAN
Contract type name	GDS Contract
Purpose of contract	General
Contract start date	01/06/2015
Contract end date	

16/17 Contracted general activity (UDA)	8,521
Carry forward general activity (UDA)	1,054
16/17 Contracted orthodontic activity (UOA)	0
Carry forward orthodontic activity (UOA)	0
Baseline contract value	£206,247.42

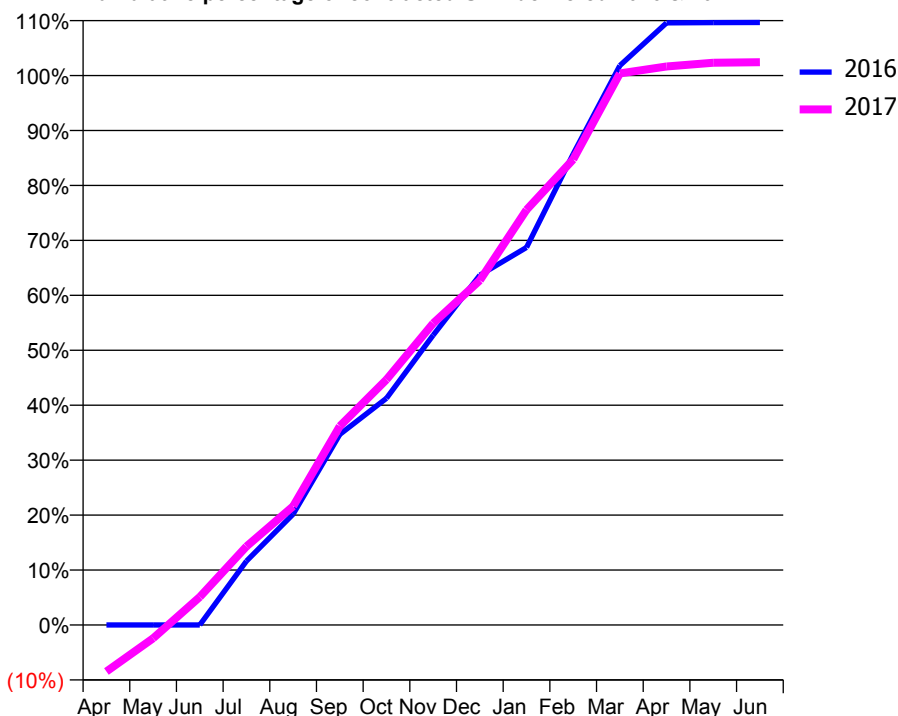
ACCESS*

Patients seen in 24 months	Total	Change since previous quarter
Quarter ending March 2016	2,417	
Quarter ending June 2016	2,556	↑
Quarter ending September 2016	2,822	↑
Quarter ending December 2016	3,066	↑
Quarter ending March 2017	3,308	↑
Variance since March 2016	36.9%	↑



ACTIVITY

Cumulative percentage of contracted UDA delivered 2016 & 2017



Adjusted Scheduled Activity (UDA)

Month	2016	2017
April	0	-723
May	0	-207
June	0	435
July	859	1,219
August	1,489	1,842
September	2,560	3,085
October	3,044	3,806
November	3,892	4,679
December	4,696	5,344
January	5,070	6,438
February	6,324	7,220
March	7,510	8,553
April	8,083	8,661
May	8,086	8,719
June	8,089	8,727

QUALITY

	Quantity	Base Number	Contract	AT	Region	England
% of FP17s for the same patient ID Re-attending within 3 months - Children	75	1,121	6.7%	12.9%	13.3%	12.3%
% of FP17s for the same patient ID Re-attending within 3 months - Adults	402	3,110	12.9%	17.6%	17.3%	16.7%
% of FP17s for the same patient ID Re-attending between 3 & 9 months - Children	555	1,121	49.5%	56.2%	58.9%	57.6%
% of FP17s for the same patient ID Re-attending between 3 & 9 months - Adults	1,449	3,110	46.6%	49.9%	52.2%	50.1%
% of FP17s for Band 1 Urgent Courses	208	4,108	5.1%	10.4%	9.2%	9.1%
% of FP17s Relating to Free Repair or Replacements	38	4,108	0.9%	0.9%	1.0%	0.8%
% of FP17s Relating to Continuations	8	4,108	0.2%	1.3%	1.4%	1.2%
% of Patients satisfied with the dentistry they have received	3	3	N/A	92.1%	93.1%	92.8%
% of Patients satisfied with the time they had to wait for an appointment	3	3	N/A	88.1%	89.5%	88.7%

* This is based on patients treated on this contract for their most recent course of treatment. Figures in italics indicate the base number of FP17s or Patient Questionnaire responses are less than 100. N/A is shown where the base number of responses is less than 10 during the period. % is calculated as Quantity/Base number*100

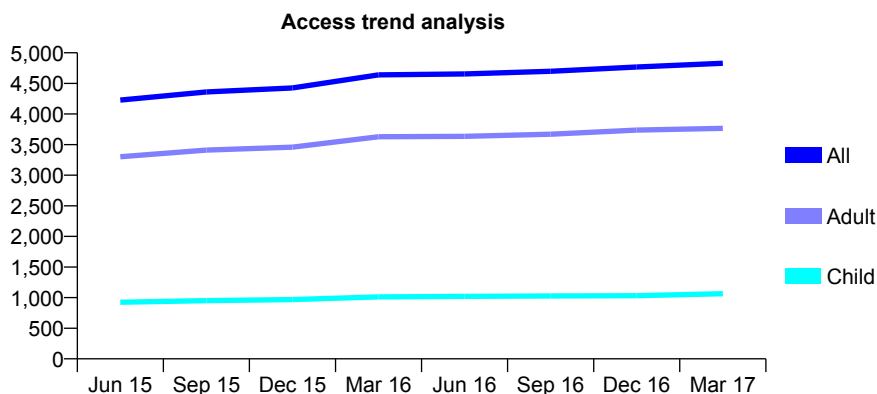
Q46 - Vital Signs At a Glance Contract Report for 383392/0001 - Year end March 2017

Name or company name	MR BS GREWAL
Contract type name	GDS Contract
Purpose of contract	General
Contract start date	01/09/2013
Contract end date	

16/17 Contracted general activity (UDA)	11,195
Carry forward general activity (UDA)	-7
16/17 Contracted orthodontic activity (UOA)	0
Carry forward orthodontic activity (UOA)	0
Baseline contract value	£390,066.41

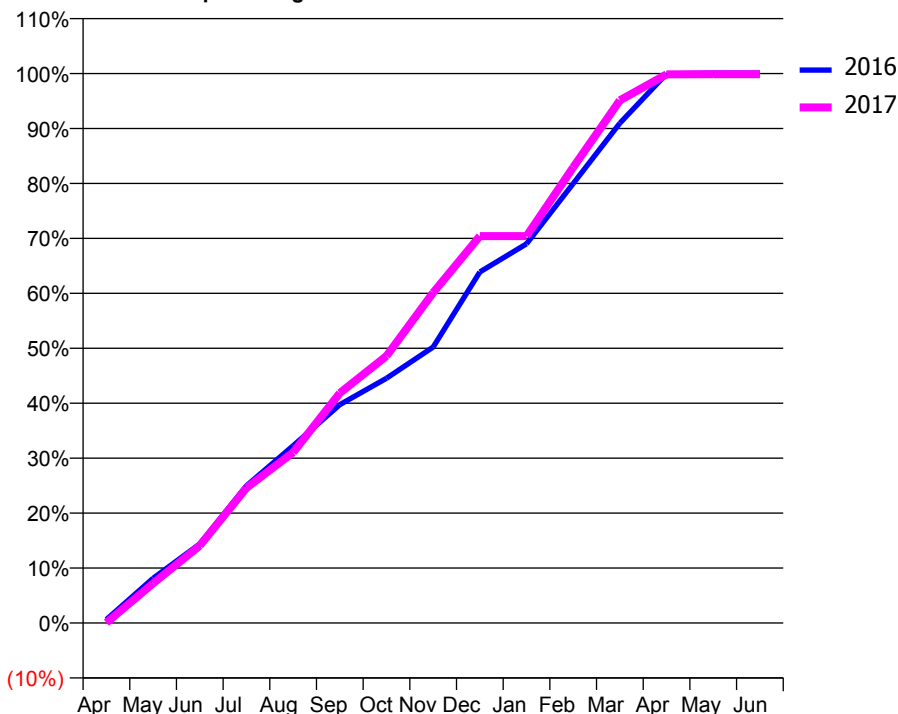
ACCESS*

Patients seen in 24 months	Total	Change since previous quarter
Quarter ending March 2016	4,640	
Quarter ending June 2016	4,655	→
Quarter ending September 2016	4,698	→
Quarter ending December 2016	4,768	→
Quarter ending March 2017	4,830	→
Variance since March 2016	4.1%	↑



ACTIVITY

Cumulative percentage of contracted UDA delivered 2016 & 2017



Month	Adjusted Scheduled Activity (UDA)	
	2016	2017
April	74	7
May	934	808
June	1,652	1,577
July	2,868	2,752
August	3,702	3,475
September	4,561	4,685
October	5,110	5,440
November	5,763	6,732
December	7,331	7,883
January	7,918	7,883
February	9,177	9,284
March	10,439	10,649
April	11,469	11,178
May	11,483	11,181
June	11,482	11,181

QUALITY

	Quantity	Base Number	Contract	AT	Region	England
% of FP17s for the same patient ID Re-attending within 3 months - Children	123	1,672	7.4%	12.9%	13.3%	12.3%
% of FP17s for the same patient ID Re-attending within 3 months - Adults	702	5,374	13.1%	17.6%	17.3%	16.7%
% of FP17s for the same patient ID Re-attending between 3 & 9 months - Children	1,017	1,672	60.8%	56.2%	58.9%	57.6%
% of FP17s for the same patient ID Re-attending between 3 & 9 months - Adults	2,961	5,374	55.1%	49.9%	52.2%	50.1%
% of FP17s for Band 1 Urgent Courses	428	6,132	7.0%	10.4%	9.2%	9.1%
% of FP17s Relating to Free Repair or Replacements	36	6,132	0.6%	0.9%	1.0%	0.8%
% of FP17s Relating to Continuations	17	6,132	0.3%	1.3%	1.4%	1.2%
% of Patients satisfied with the dentistry they have received	2	2	N/A	92.1%	93.1%	92.8%
% of Patients satisfied with the time they had to wait for an appointment	2	2	N/A	88.1%	89.5%	88.7%

* This is based on patients treated on this contract for their most recent course of treatment. Figures in italics indicate the base number of FP17s or Patient Questionnaire responses are less than 100. N/A is shown where the base number of responses is less than 10 during the period. % is calculated as Quantity/Base number*100

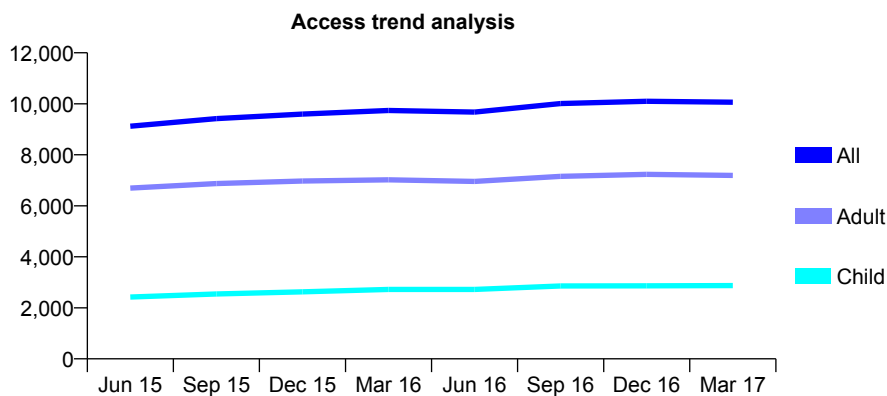
Q46 - Vital Signs At a Glance Contract Report for 392286/0003 - Year end March 2017

Name or company name	MR HL SHOWMAN
Contract type name	GDS Contract
Purpose of contract	General
Contract start date	04/06/2012
Contract end date	

16/17 Contracted general activity (UDA)	30,792
Carry forward general activity (UDA)	2,128
16/17 Contracted orthodontic activity (UOA)	0
Carry forward orthodontic activity (UOA)	0
Baseline contract value	£825,600.05

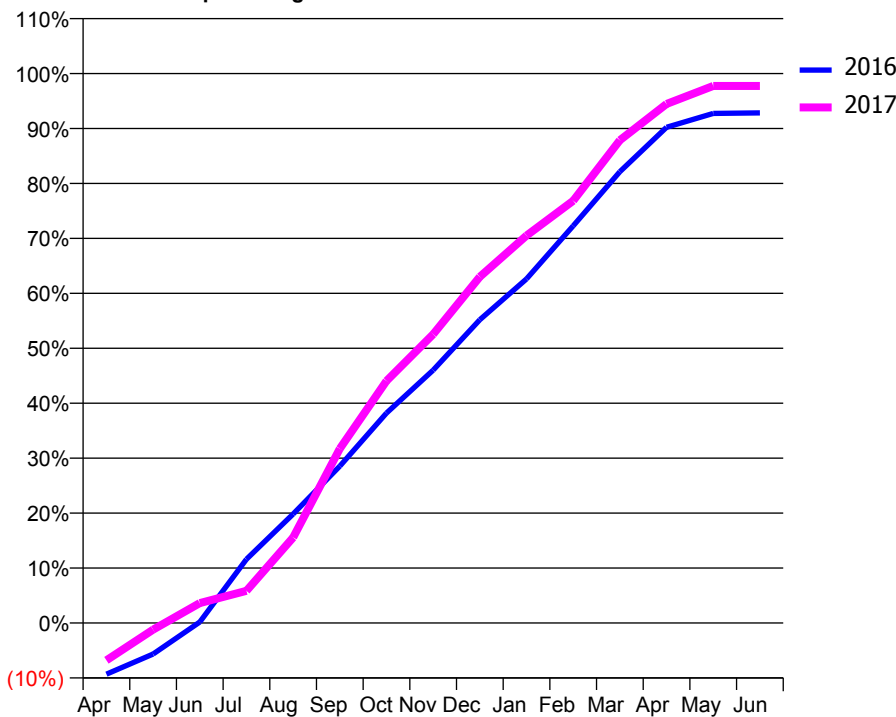
ACCESS*

Patients seen in 24 months	Total	Change since previous quarter
Quarter ending March 2016	9,741	
Quarter ending June 2016	9,678	→
Quarter ending September 2016	10,012	↑
Quarter ending December 2016	10,098	→
Quarter ending March 2017	10,063	→
Variance since March 2016	3.3%	↑



ACTIVITY

Cumulative percentage of contracted UDA delivered 2016 & 2017



Month	Adjusted Scheduled Activity (UDA)	
	2016	2017
April	-2,870	-2,099
May	-1,745	-374
June	53	1,120
July	3,577	1,802
August	6,107	4,790
September	8,791	9,769
October	11,764	13,564
November	14,174	16,183
December	16,998	19,405
January	19,286	21,708
February	22,253	23,661
March	25,290	27,053
April	27,781	29,084
May	28,555	30,093
June	28,582	30,096

QUALITY

	Quantity	Base Number	Contract	AT	Region	England
% of FP17s for the same patient ID Re-attending within 3 months - Children	190	3,462	5.5%	12.9%	13.3%	12.3%
% of FP17s for the same patient ID Re-attending within 3 months - Adults	1,093	8,227	13.3%	17.6%	17.3%	16.7%
% of FP17s for the same patient ID Re-attending between 3 & 9 months - Children	1,615	3,462	46.6%	56.2%	58.9%	57.6%
% of FP17s for the same patient ID Re-attending between 3 & 9 months - Adults	3,503	8,227	42.6%	49.9%	52.2%	50.1%
% of FP17s for Band 1 Urgent Courses	931	11,584	8.0%	10.4%	9.2%	9.1%
% of FP17s Relating to Free Repair or Replacements	127	11,584	1.1%	0.9%	1.0%	0.8%
% of FP17s Relating to Continuations	100	11,584	0.9%	1.3%	1.4%	1.2%
% of Patients satisfied with the dentistry they have received	8	9	N/A	92.1%	93.1%	92.8%
% of Patients satisfied with the time they had to wait for an appointment	8	9	N/A	88.1%	89.5%	88.7%

* This is based on patients treated on this contract for their most recent course of treatment. Figures in italics indicate the base number of FP17s or Patient Questionnaire responses are less than 100. N/A is shown where the base number of responses is less than 10 during the period. % is calculated as Quantity/Base number*100

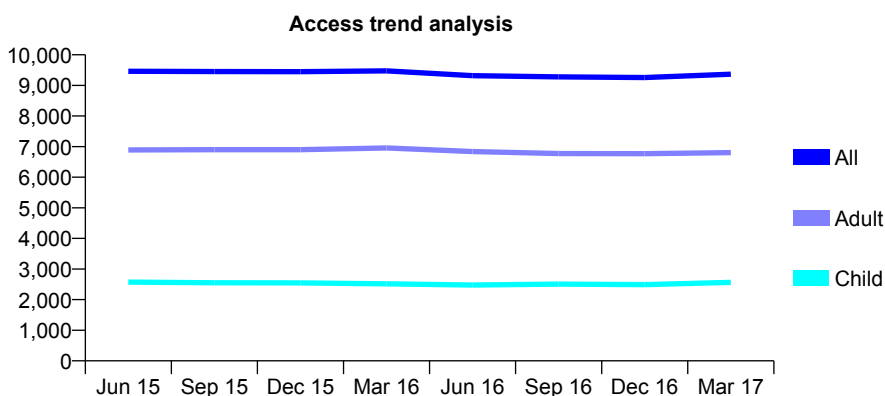
Q46 - Vital Signs At a Glance Contract Report for 392286/0004 - Year end March 2017

Name or company name	MR HL SHOWMAN
Contract type name	GDS Contract
Purpose of contract	General
Contract start date	04/06/2012
Contract end date	

16/17 Contracted general activity (UDA)	29,530
Carry forward general activity (UDA)	247
16/17 Contracted orthodontic activity (UOA)	0
Carry forward orthodontic activity (UOA)	0
Baseline contract value	£821,637.64

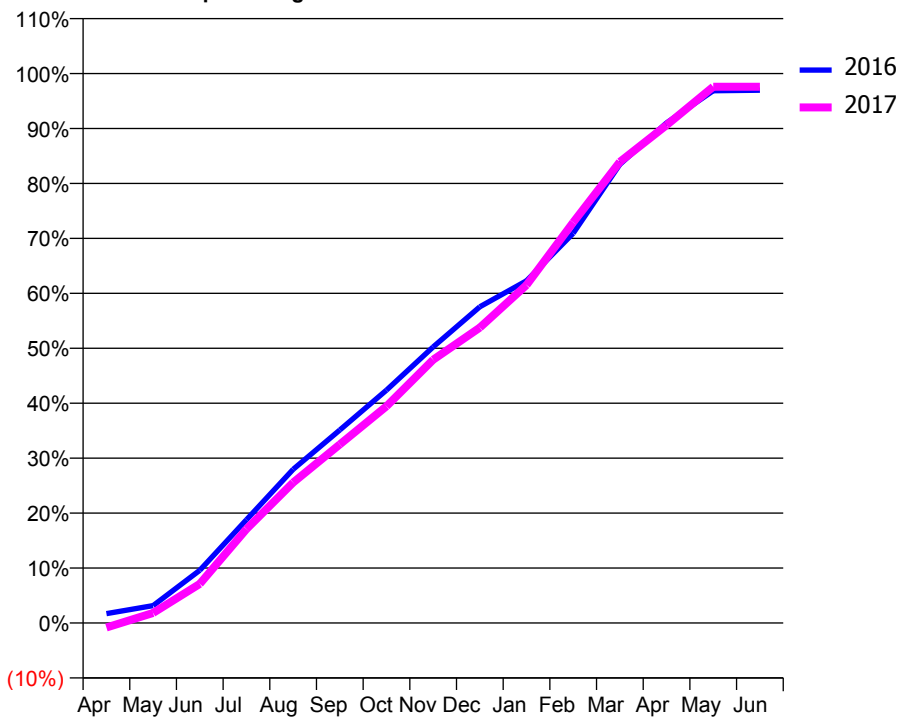
ACCESS*

Patients seen in 24 months	Total	Change since previous quarter
Quarter ending March 2016	9,474	
Quarter ending June 2016	9,317	↓
Quarter ending September 2016	9,278	→
Quarter ending December 2016	9,258	→
Quarter ending March 2017	9,367	→
Variance since March 2016	(1.1%)	↓



ACTIVITY

Cumulative percentage of contracted UDA delivered 2016 & 2017



Month	Adjusted Scheduled Activity (UDA)	
	2016	2017
April	506	-247
May	932	542
June	2,837	2,103
July	5,553	5,046
August	8,260	7,550
September	10,375	9,599
October	12,512	11,647
November	14,834	14,148
December	16,993	15,876
January	18,389	18,165
February	20,942	21,533
March	24,647	24,781
April	26,876	26,756
May	28,601	28,817
June	28,635	28,821

QUALITY

	Quantity	Base Number	Contract	AT	Region	England
% of FP17s for the same patient ID Re-attending within 3 months - Children	185	3,108	6.0%	12.9%	13.3%	12.3%
% of FP17s for the same patient ID Re-attending within 3 months - Adults	928	7,635	12.2%	17.6%	17.3%	16.7%
% of FP17s for the same patient ID Re-attending between 3 & 9 months - Children	1,421	3,108	45.7%	56.2%	58.9%	57.6%
% of FP17s for the same patient ID Re-attending between 3 & 9 months - Adults	3,010	7,635	39.4%	49.9%	52.2%	50.1%
% of FP17s for Band 1 Urgent Courses	889	10,951	8.1%	10.4%	9.2%	9.1%
% of FP17s Relating to Free Repair or Replacements	66	10,951	0.6%	0.9%	1.0%	0.8%
% of FP17s Relating to Continuations	277	10,951	2.5%	1.3%	1.4%	1.2%
% of Patients satisfied with the dentistry they have received	1	1	N/A	92.1%	93.1%	92.8%
% of Patients satisfied with the time they had to wait for an appointment	1	1	N/A	88.1%	89.5%	88.7%

* This is based on patients treated on this contract for their most recent course of treatment. Figures in italics indicate the base number of FP17s or Patient Questionnaire responses are less than 100. N/A is shown where the base number of responses is less than 10 during the period. % is calculated as Quantity/Base number*100

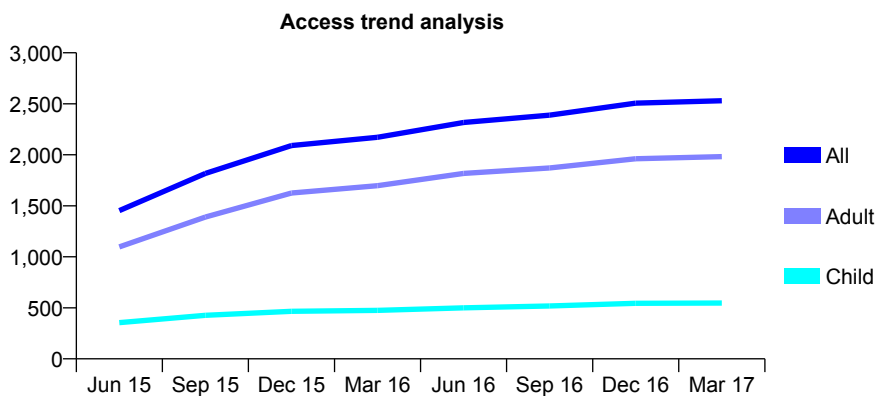
Q46 - Vital Signs At a Glance Contract Report for 398144/0001 - Year end March 2017

Name or company name	Mr G Harper
Contract type name	GDS Contract
Purpose of contract	General
Contract start date	16/01/2015
Contract end date	

16/17 Contracted general activity (UDA)	6,319
Carry forward general activity (UDA)	-125
16/17 Contracted orthodontic activity (UOA)	0
Carry forward orthodontic activity (UOA)	0
Baseline contract value	£175,076.28

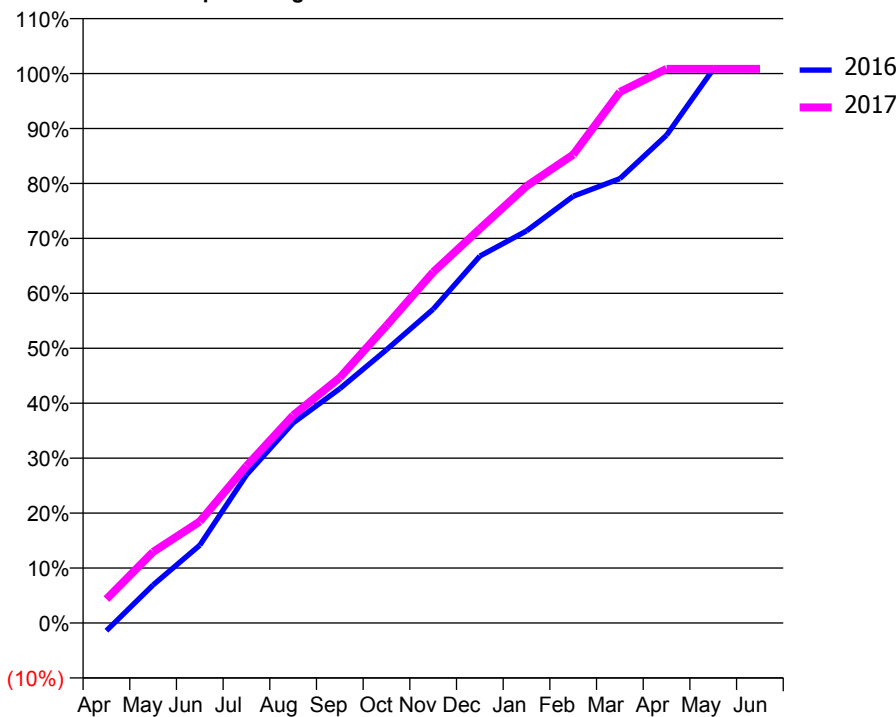
ACCESS*

Patients seen in 24 months	Total	Change since previous quarter
Quarter ending March 2016	2,172	
Quarter ending June 2016	2,317	↑
Quarter ending September 2016	2,389	↑
Quarter ending December 2016	2,507	↑
Quarter ending March 2017	2,530	→
Variance since March 2016	16.5%	↑



ACTIVITY

Cumulative percentage of contracted UDA delivered 2016 & 2017



Month	Adjusted Scheduled Activity (UDA)	
	2016	2017
April	-89	276
May	438	818
June	895	1,168
July	1,702	1,806
August	2,300	2,389
September	2,695	2,822
October	3,143	3,420
November	3,609	4,035
December	4,219	4,534
January	4,509	5,024
February	4,908	5,386
March	5,111	6,106
April	5,611	6,372
May	6,367	6,372
June	6,367	6,372

QUALITY

	Quantity	Base Number	Contract	AT	Region	England
% of FP17s for the same patient ID Re-attending within 3 months - Children	87	909	9.6%	12.9%	13.3%	12.3%
% of FP17s for the same patient ID Re-attending within 3 months - Adults	469	3,276	14.3%	17.6%	17.3%	16.7%
% of FP17s for the same patient ID Re-attending between 3 & 9 months - Children	495	909	54.5%	56.2%	58.9%	57.6%
% of FP17s for the same patient ID Re-attending between 3 & 9 months - Adults	1,739	3,276	53.1%	49.9%	52.2%	50.1%
% of FP17s for Band 1 Urgent Courses	170	3,264	5.2%	10.4%	9.2%	9.1%
% of FP17s Relating to Free Repair or Replacements	22	3,264	0.7%	0.9%	1.0%	0.8%
% of FP17s Relating to Continuations	70	3,264	2.1%	1.3%	1.4%	1.2%
% of Patients satisfied with the dentistry they have received	6	6	N/A	92.1%	93.1%	92.8%
% of Patients satisfied with the time they had to wait for an appointment	6	6	N/A	88.1%	89.5%	88.7%

* This is based on patients treated on this contract for their most recent course of treatment. Figures in italics indicate the base number of FP17s or Patient Questionnaire responses are less than 100. N/A is shown where the base number of responses is less than 10 during the period. % is calculated as Quantity/Base number*100

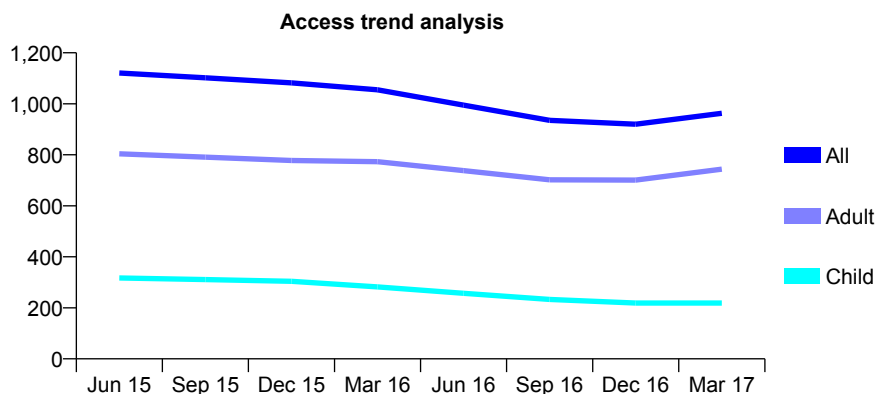
Q46 - Vital Signs At a Glance Contract Report for 560197/0003 - Year end March 2017

Name or company name	MR GT PHILOBBOS
Contract type name	GDS Contract
Purpose of contract	General
Contract start date	14/07/2008
Contract end date	

16/17 Contracted general activity (UDA)	4,314
Carry forward general activity (UDA)	-72
16/17 Contracted orthodontic activity (UOA)	0
Carry forward orthodontic activity (UOA)	0
Baseline contract value	£119,911.67

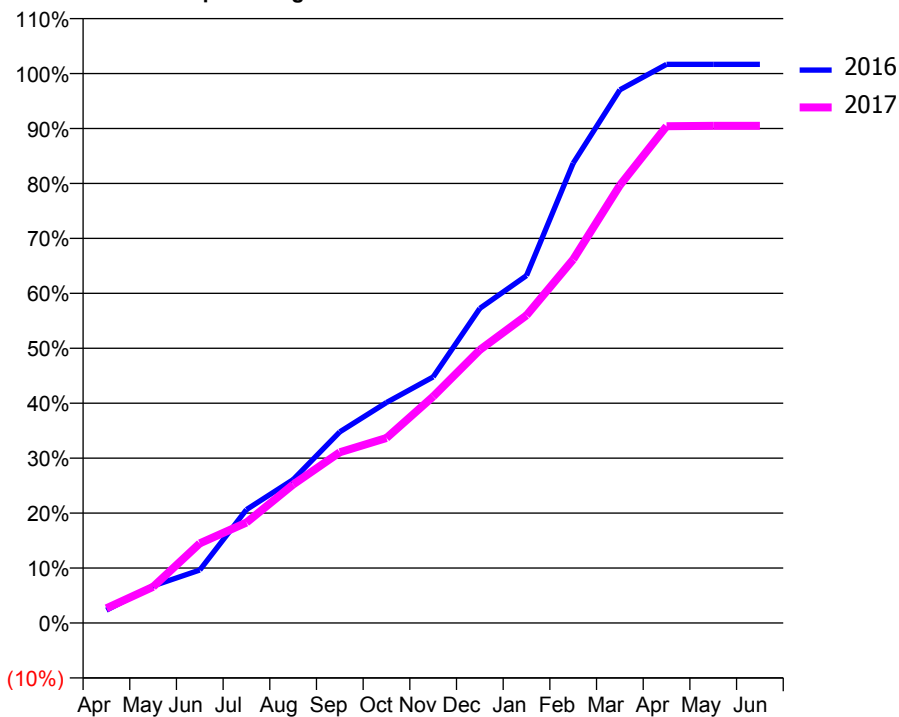
ACCESS*

Patients seen in 24 months	Total	Change since previous quarter
Quarter ending March 2016	1,055	
Quarter ending June 2016	995	↓
Quarter ending September 2016	935	↓
Quarter ending December 2016	920	↓
Quarter ending March 2017	963	↑
Variance since March 2016	(8.7%)	↓



ACTIVITY

Cumulative percentage of contracted UDA delivered 2016 & 2017



Adjusted Scheduled Activity (UDA)

Month	2016	2017
April	101	116
May	292	284
June	416	626
July	891	789
August	1,126	1,087
September	1,501	1,341
October	1,731	1,452
November	1,932	1,779
December	2,470	2,145
January	2,727	2,415
February	3,611	2,854
March	4,186	3,436
April	4,386	3,900
May	4,386	3,903
June	4,386	3,903

QUALITY

	Quantity	Base Number	Contract	AT	Region	England
% of FP17s for the same patient ID Re-attending within 3 months - Children	17	228	7.5%	12.9%	13.3%	12.3%
% of FP17s for the same patient ID Re-attending within 3 months - Adults	133	797	16.7%	17.6%	17.3%	16.7%
% of FP17s for the same patient ID Re-attending between 3 & 9 months - Children	85	228	37.3%	56.2%	58.9%	57.6%
% of FP17s for the same patient ID Re-attending between 3 & 9 months - Adults	321	797	40.3%	49.9%	52.2%	50.1%
% of FP17s for Band 1 Urgent Courses	112	1,070	10.5%	10.4%	9.2%	9.1%
% of FP17s Relating to Free Repair or Replacements	1	1,070	0.1%	0.9%	1.0%	0.8%
% of FP17s Relating to Continuations	26	1,070	2.4%	1.3%	1.4%	1.2%
% of Patients satisfied with the dentistry they have received	2	2	N/A	92.1%	93.1%	92.8%
% of Patients satisfied with the time they had to wait for an appointment	2	2	N/A	88.1%	89.5%	88.7%

* This is based on patients treated on this contract for their most recent course of treatment. Figures in italics indicate the base number of FP17s or Patient Questionnaire responses are less than 100. N/A is shown where the base number of responses is less than 10 during the period. % is calculated as Quantity/Base number*100

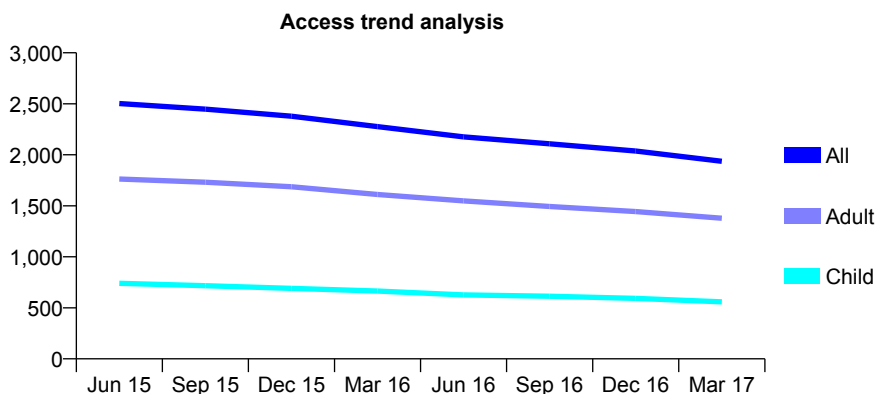
Q46 - Vital Signs At a Glance Contract Report for 565121/0001 - Year end March 2017

Name or company name	MR C POTTS
Contract type name	GDS Contract
Purpose of contract	General
Contract start date	01/04/2006
Contract end date	

16/17 Contracted general activity (UDA)	8,118
Carry forward general activity (UDA)	-87
16/17 Contracted orthodontic activity (UOA)	0
Carry forward orthodontic activity (UOA)	0
Baseline contract value	£264,764.86

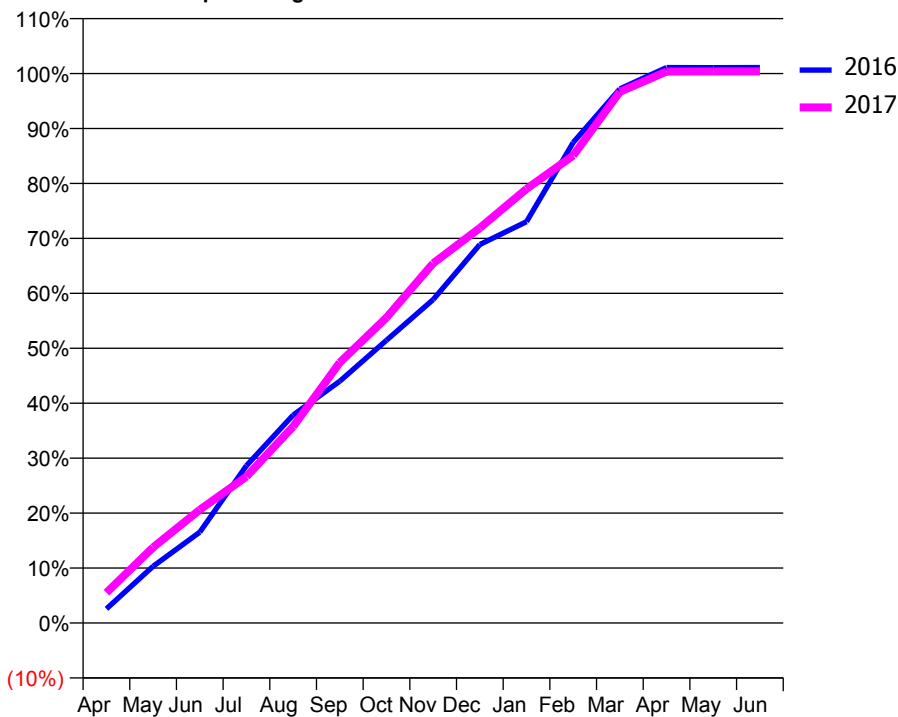
ACCESS*

Patients seen in 24 months	Total	Change since previous quarter
Quarter ending March 2016	2,276	
Quarter ending June 2016	2,176	↓
Quarter ending September 2016	2,108	↓
Quarter ending December 2016	2,037	↓
Quarter ending March 2017	1,937	↓
Variance since March 2016	(14.9%)	↓



ACTIVITY

Cumulative percentage of contracted UDA delivered 2016 & 2017



Adjusted Scheduled Activity (UDA)

Month	2016	2017
April	210	449
May	839	1,118
June	1,343	1,674
July	2,326	2,164
August	3,072	2,903
September	3,573	3,849
October	4,178	4,513
November	4,778	5,314
December	5,592	5,836
January	5,929	6,412
February	7,099	6,905
March	7,890	7,848
April	8,206	8,148
May	8,204	8,149
June	8,205	8,149

QUALITY

	Quantity	Base Number	Contract	AT	Region	England
% of FP17s for the same patient ID Re-attending within 3 months - Children	116	1,121	10.3%	12.9%	13.3%	12.3%
% of FP17s for the same patient ID Re-attending within 3 months - Adults	314	2,480	12.7%	17.6%	17.3%	16.7%
% of FP17s for the same patient ID Re-attending between 3 & 9 months - Children	859	1,121	76.6%	56.2%	58.9%	57.6%
% of FP17s for the same patient ID Re-attending between 3 & 9 months - Adults	1,814	2,480	73.1%	49.9%	52.2%	50.1%
% of FP17s for Band 1 Urgent Courses	143	3,600	4.0%	10.4%	9.2%	9.1%
% of FP17s Relating to Free Repair or Replacements	26	3,600	0.7%	0.9%	1.0%	0.8%
% of FP17s Relating to Continuations	8	3,600	0.2%	1.3%	1.4%	1.2%
% of Patients satisfied with the dentistry they have received	2	2	N/A	92.1%	93.1%	92.8%
% of Patients satisfied with the time they had to wait for an appointment	2	2	N/A	88.1%	89.5%	88.7%

* This is based on patients treated on this contract for their most recent course of treatment. Figures in italics indicate the base number of FP17s or Patient Questionnaire responses are less than 100. N/A is shown where the base number of responses is less than 10 during the period. % is calculated as Quantity/Base number*100

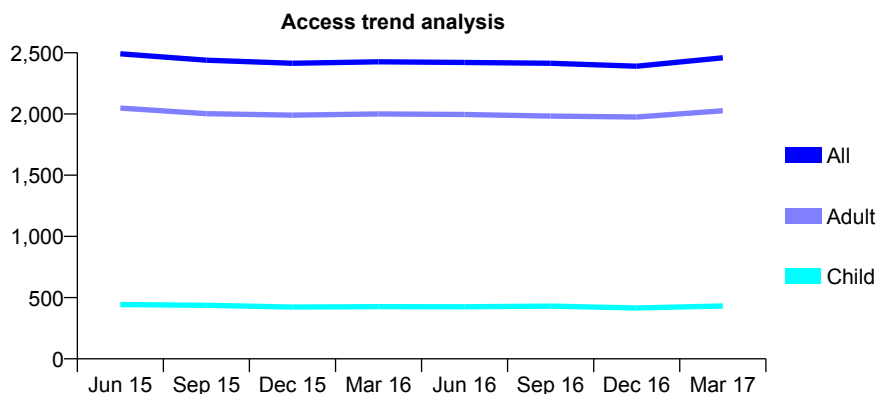
Q46 - Vital Signs At a Glance Contract Report for 566896/0001 - Year end March 2017

Name or company name	Heyside Dental Practice Partnership
Contract type name	GDS Contract
Purpose of contract	General
Contract start date	01/04/2006
Contract end date	

16/17 Contracted general activity (UDA)	7,830
Carry forward general activity (UDA)	326
16/17 Contracted orthodontic activity (UOA)	0
Carry forward orthodontic activity (UOA)	0
Baseline contract value	£209,931.55

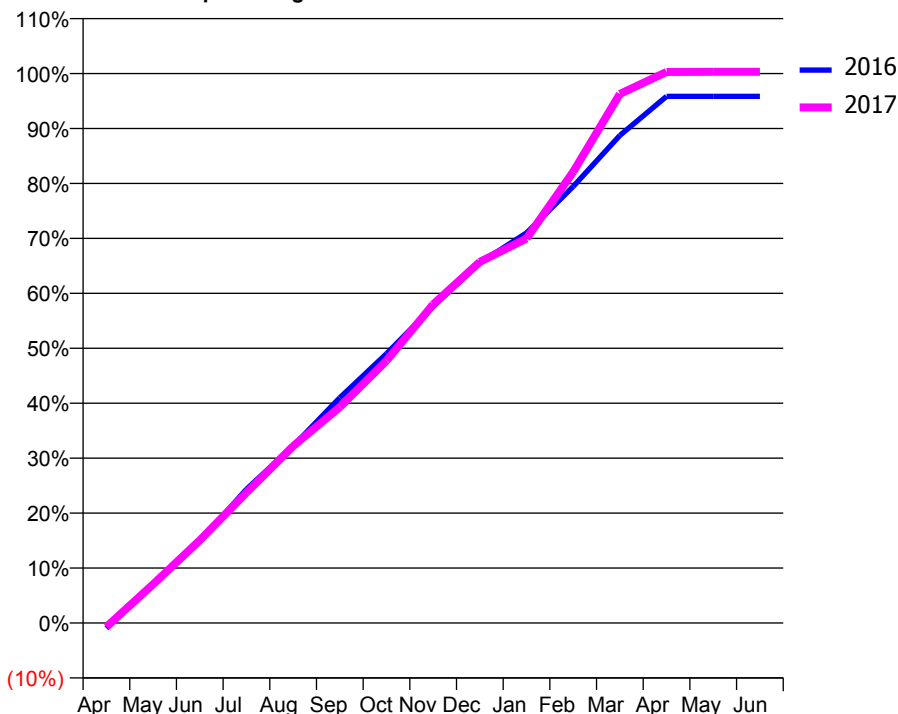
ACCESS*

Patients seen in 24 months	Total	Change since previous quarter
Quarter ending March 2016	2,426	
Quarter ending June 2016	2,421	→
Quarter ending September 2016	2,414	→
Quarter ending December 2016	2,391	→
Quarter ending March 2017	2,459	↑
Variance since March 2016	1.4%	→



ACTIVITY

Cumulative percentage of contracted UDA delivered 2016 & 2017



Month	Adjusted Scheduled Activity (UDA)	
	2016	2017
April	-77	-56
May	563	552
June	1,162	1,178
July	1,907	1,859
August	2,523	2,521
September	3,211	3,076
October	3,837	3,738
November	4,512	4,541
December	5,134	5,147
January	5,558	5,479
February	6,221	6,429
March	6,947	7,539
April	7,504	7,852
May	7,504	7,855
June	7,504	7,855

QUALITY

	Quantity	Base Number	Contract	AT	Region	England
% of FP17s for the same patient ID Re-attending within 3 months - Children	54	643	8.4%	12.9%	13.3%	12.3%
% of FP17s for the same patient ID Re-attending within 3 months - Adults	864	3,539	24.4%	17.6%	17.3%	16.7%
% of FP17s for the same patient ID Re-attending between 3 & 9 months - Children	319	643	49.6%	56.2%	58.9%	57.6%
% of FP17s for the same patient ID Re-attending between 3 & 9 months - Adults	1,526	3,539	43.1%	49.9%	52.2%	50.1%
% of FP17s for Band 1 Urgent Courses	322	4,003	8.0%	10.4%	9.2%	9.1%
% of FP17s Relating to Free Repair or Replacements	211	4,003	5.3%	0.9%	1.0%	0.8%
% of FP17s Relating to Continuations	223	4,003	5.6%	1.3%	1.4%	1.2%
% of Patients satisfied with the dentistry they have received	2	2	N/A	92.1%	93.1%	92.8%
% of Patients satisfied with the time they had to wait for an appointment	2	2	N/A	88.1%	89.5%	88.7%

* This is based on patients treated on this contract for their most recent course of treatment. Figures in italics indicate the base number of FP17s or Patient Questionnaire responses are less than 100. N/A is shown where the base number of responses is less than 10 during the period. % is calculated as Quantity/Base number*100

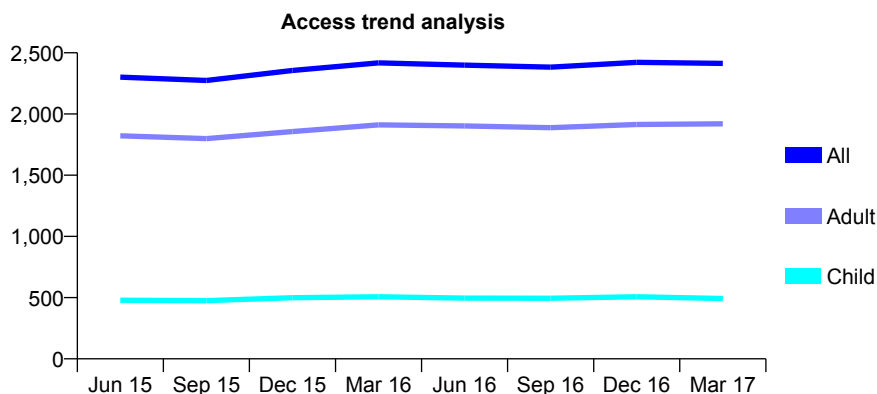
Q46 - Vital Signs At a Glance Contract Report for 567450/0002 - Year end March 2017

Name or company name	MR NV CARROLL
Contract type name	GDS Contract
Purpose of contract	General
Contract start date	01/04/2006
Contract end date	

16/17 Contracted general activity (UDA)	6,150
Carry forward general activity (UDA)	132
16/17 Contracted orthodontic activity (UOA)	0
Carry forward orthodontic activity (UOA)	0
Baseline contract value	£150,350.62

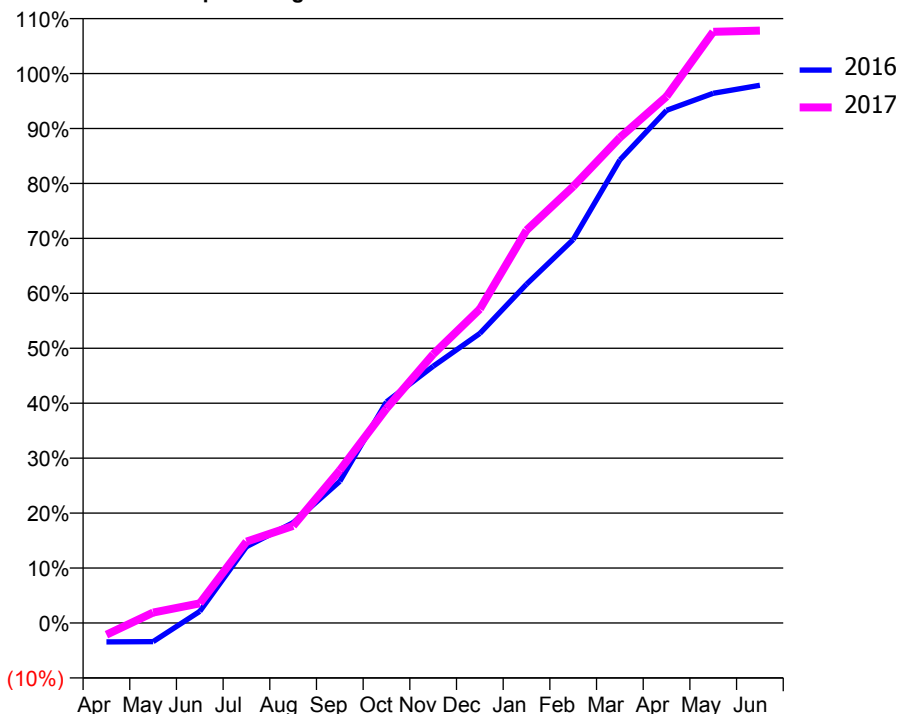
ACCESS*

Patients seen in 24 months	Total	Change since previous quarter
Quarter ending March 2016	2,418	
Quarter ending June 2016	2,399	→
Quarter ending September 2016	2,383	→
Quarter ending December 2016	2,422	→
Quarter ending March 2017	2,413	→
Variance since March 2016	(0.2%)	→



ACTIVITY

Cumulative percentage of contracted UDA delivered 2016 & 2017



Adjusted Scheduled Activity (UDA)

Month	2016	2017
April	-213	-132
May	-210	118
June	131	220
July	855	911
August	1,123	1,087
September	1,586	1,710
October	2,476	2,400
November	2,874	3,008
December	3,240	3,514
January	3,792	4,395
February	4,291	4,886
March	5,182	5,433
April	5,738	5,893
May	5,928	6,616
June	6,018	6,630

QUALITY

	Quantity	Base Number	Contract	AT	Region	England
% of FP17s for the same patient ID Re-attending within 3 months - Children	19	640	3.0%	12.9%	13.3%	12.3%
% of FP17s for the same patient ID Re-attending within 3 months - Adults	306	2,544	12.0%	17.6%	17.3%	16.7%
% of FP17s for the same patient ID Re-attending between 3 & 9 months - Children	440	640	68.8%	56.2%	58.9%	57.6%
% of FP17s for the same patient ID Re-attending between 3 & 9 months - Adults	1,603	2,544	63.0%	49.9%	52.2%	50.1%
% of FP17s for Band 1 Urgent Courses	151	2,968	5.1%	10.4%	9.2%	9.1%
% of FP17s Relating to Free Repair or Replacements	27	2,968	0.9%	0.9%	1.0%	0.8%
% of FP17s Relating to Continuations	0	2,968	0.0%	1.3%	1.4%	1.2%
% of Patients satisfied with the dentistry they have received	4	4	N/A	92.1%	93.1%	92.8%
% of Patients satisfied with the time they had to wait for an appointment	4	4	N/A	88.1%	89.5%	88.7%

* This is based on patients treated on this contract for their most recent course of treatment. Figures in italics indicate the base number of FP17s or Patient Questionnaire responses are less than 100. N/A is shown where the base number of responses is less than 10 during the period. % is calculated as Quantity/Base number*100

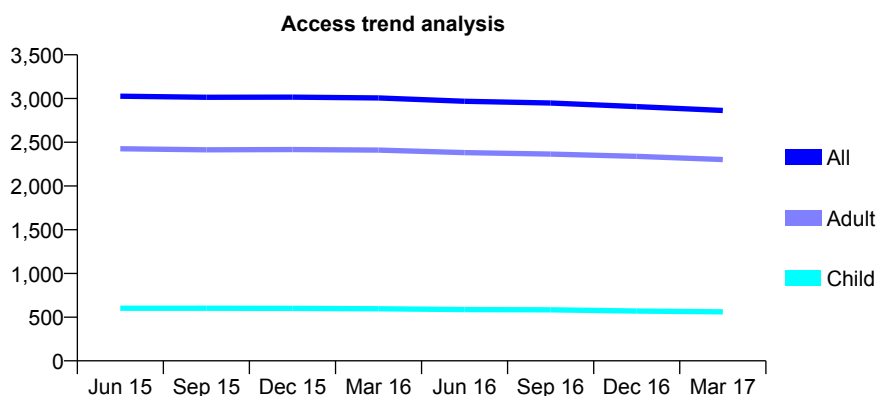
Q46 - Vital Signs At a Glance Contract Report for 568139/0001 - Year end March 2017

Name or company name	MR M POLTAWSKI
Contract type name	GDS Contract
Purpose of contract	General
Contract start date	01/04/2006
Contract end date	

16/17 Contracted general activity (UDA)	9,085
Carry forward general activity (UDA)	0
16/17 Contracted orthodontic activity (UOA)	0
Carry forward orthodontic activity (UOA)	0
Baseline contract value	£206,056.98

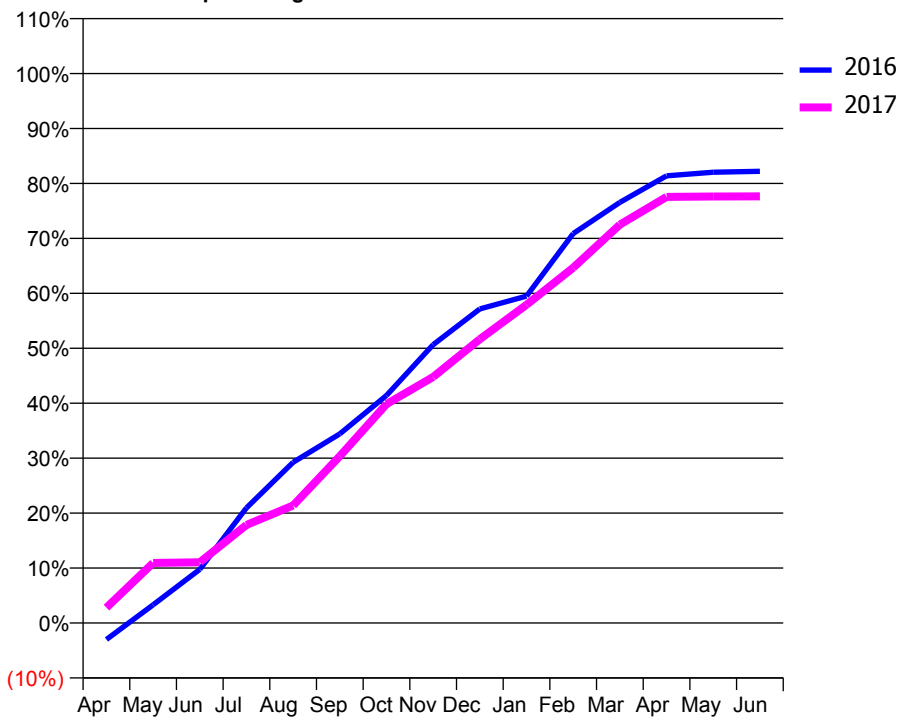
ACCESS*

Patients seen in 24 months	Total	Change since previous quarter
Quarter ending March 2016	3,007	
Quarter ending June 2016	2,969	↓
Quarter ending September 2016	2,948	→
Quarter ending December 2016	2,907	↓
Quarter ending March 2017	2,863	↓
Variance since March 2016	(4.8%)	↓



ACTIVITY

Cumulative percentage of contracted UDA delivered 2016 & 2017



Adjusted Scheduled Activity (UDA)

Month	2016	2017
April	-319	255
May	351	994
June	1,034	1,003
July	2,218	1,622
August	3,096	1,943
September	3,644	2,758
October	4,382	3,620
November	5,361	4,069
December	6,051	4,692
January	6,297	5,261
February	7,501	5,874
March	8,104	6,586
April	8,614	7,045
May	8,683	7,052
June	8,702	7,053

QUALITY

	Quantity	Base Number	Contract	AT	Region	England
% of FP17s for the same patient ID Re-attending within 3 months - Children	87	820	10.6%	12.9%	13.3%	12.3%
% of FP17s for the same patient ID Re-attending within 3 months - Adults	473	3,284	14.4%	17.6%	17.3%	16.7%
% of FP17s for the same patient ID Re-attending between 3 & 9 months - Children	473	820	57.7%	56.2%	58.9%	57.6%
% of FP17s for the same patient ID Re-attending between 3 & 9 months - Adults	1,819	3,284	55.4%	49.9%	52.2%	50.1%
% of FP17s for Band 1 Urgent Courses	872	4,050	21.5%	10.4%	9.2%	9.1%
% of FP17s Relating to Free Repair or Replacements	25	4,050	0.6%	0.9%	1.0%	0.8%
% of FP17s Relating to Continuations	107	4,050	2.6%	1.3%	1.4%	1.2%
% of Patients satisfied with the dentistry they have received	10	10	100.0%	92.1%	93.1%	92.8%
% of Patients satisfied with the time they had to wait for an appointment	10	10	100.0%	88.1%	89.5%	88.7%

* This is based on patients treated on this contract for their most recent course of treatment. Figures in italics indicate the base number of FP17s or Patient Questionnaire responses are less than 100. N/A is shown where the base number of responses is less than 10 during the period. % is calculated as Quantity/Base number*100

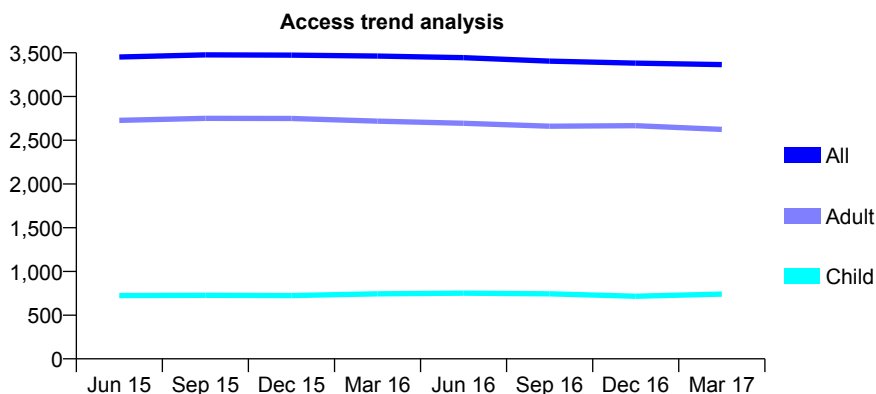
Q46 - Vital Signs At a Glance Contract Report for 571261/0001 - Year end March 2017

Name or company name	MR EN WOODIER
Contract type name	GDS Contract
Purpose of contract	General
Contract start date	01/04/2006
Contract end date	

16/17 Contracted general activity (UDA)	12,668
Carry forward general activity (UDA)	35
16/17 Contracted orthodontic activity (UOA)	0
Carry forward orthodontic activity (UOA)	0
Baseline contract value	£372,938.65

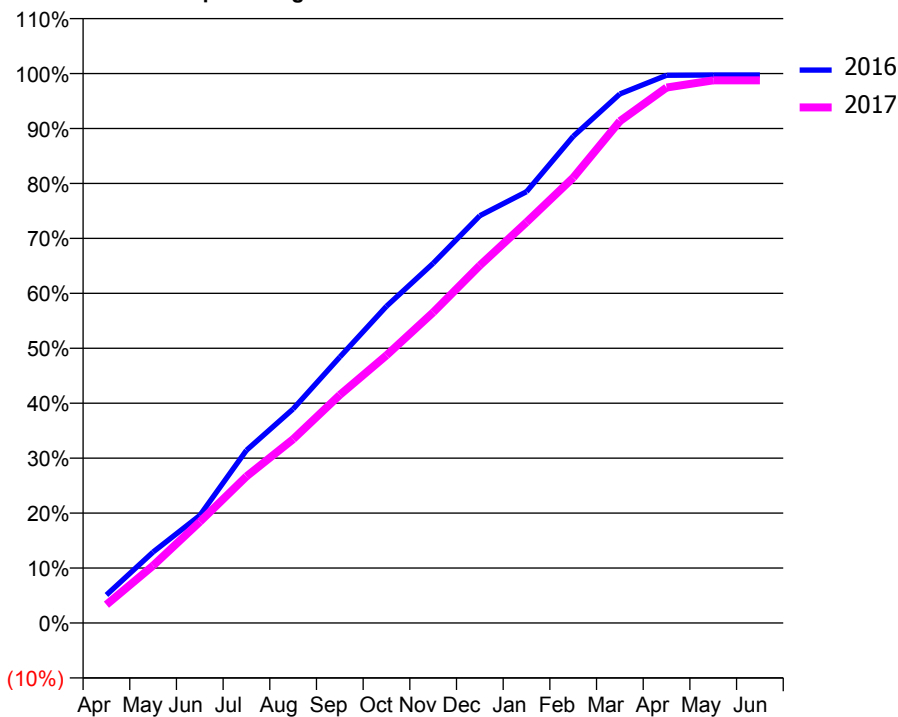
ACCESS*

Patients seen in 24 months	Total	Change since previous quarter
Quarter ending March 2016	3,463	
Quarter ending June 2016	3,445	→
Quarter ending September 2016	3,405	↓
Quarter ending December 2016	3,382	→
Quarter ending March 2017	3,365	→
Variance since March 2016	(2.8%)	↓



ACTIVITY

Cumulative percentage of contracted UDA delivered 2016 & 2017



Adjusted Scheduled Activity (UDA)

Month	2016	2017
April	646	422
May	1,636	1,323
June	2,480	2,331
July	3,983	3,379
August	4,934	4,239
September	6,132	5,259
October	7,301	6,170
November	8,291	7,162
December	9,391	8,243
January	9,943	9,239
February	11,220	10,265
March	12,197	11,571
April	12,626	12,345
May	12,633	12,510
June	12,633	12,510

QUALITY

	Quantity	Base Number	Contract	AT	Region	England
% of FP17s for the same patient ID Re-attending within 3 months - Children	146	963	15.2%	12.9%	13.3%	12.3%
% of FP17s for the same patient ID Re-attending within 3 months - Adults	902	3,491	25.8%	17.6%	17.3%	16.7%
% of FP17s for the same patient ID Re-attending between 3 & 9 months - Children	373	963	38.7%	56.2%	58.9%	57.6%
% of FP17s for the same patient ID Re-attending between 3 & 9 months - Adults	1,297	3,491	37.2%	49.9%	52.2%	50.1%
% of FP17s for Band 1 Urgent Courses	475	4,534	10.5%	10.4%	9.2%	9.1%
% of FP17s Relating to Free Repair or Replacements	230	4,534	5.1%	0.9%	1.0%	0.8%
% of FP17s Relating to Continuations	232	4,534	5.1%	1.3%	1.4%	1.2%
% of Patients satisfied with the dentistry they have received	10	10	100.0%	92.1%	93.1%	92.8%
% of Patients satisfied with the time they had to wait for an appointment	10	10	100.0%	88.1%	89.5%	88.7%

* This is based on patients treated on this contract for their most recent course of treatment. Figures in italics indicate the base number of FP17s or Patient Questionnaire responses are less than 100. N/A is shown where the base number of responses is less than 10 during the period. % is calculated as Quantity/Base number*100

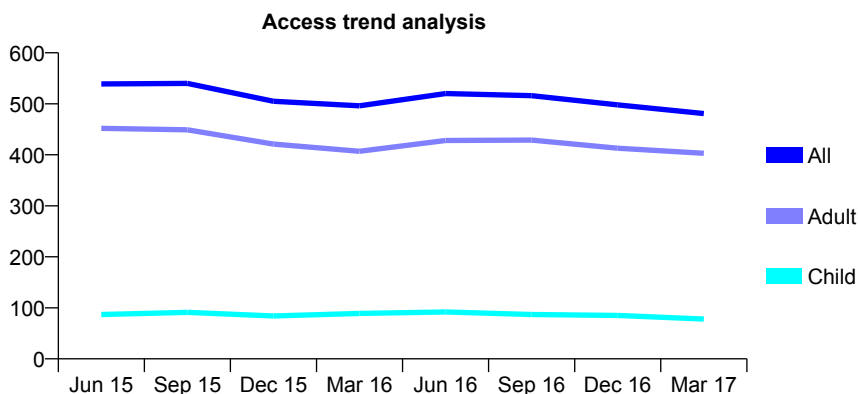
Q46 - Vital Signs At a Glance Contract Report for 571938/0001 - Year end March 2017

Name or company name	MR DT BADROCK
Contract type name	GDS Contract
Purpose of contract	General
Contract start date	01/04/2006
Contract end date	

16/17 Contracted general activity (UDA)	2,062
Carry forward general activity (UDA)	0
16/17 Contracted orthodontic activity (UOA)	0
Carry forward orthodontic activity (UOA)	0
Baseline contract value	£50,980.77

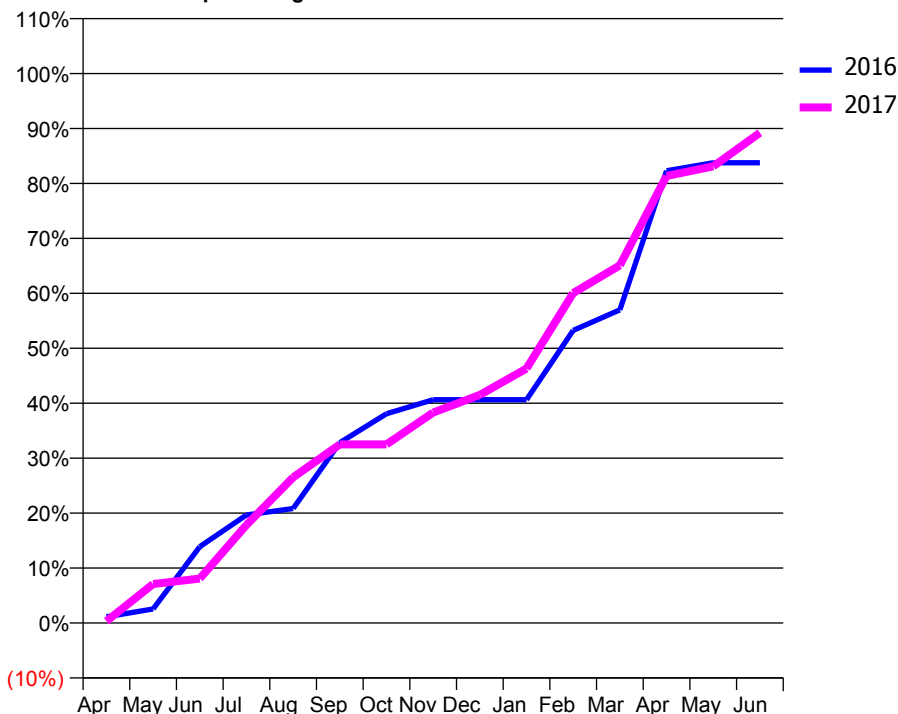
ACCESS*

Patients seen in 24 months	Total	Change since previous quarter
Quarter ending March 2016	496	
Quarter ending June 2016	520	↑
Quarter ending September 2016	516	→
Quarter ending December 2016	498	↓
Quarter ending March 2017	481	↓
Variance since March 2016	(3.0%)	↓



ACTIVITY

Cumulative percentage of contracted UDA delivered 2016 & 2017



Month	Adjusted Scheduled Activity (UDA)	
	2016	2017
April	23	7
May	53	147
June	286	167
July	405	368
August	430	547
September	677	670
October	785	670
November	838	790
December	838	856
January	838	955
February	1,098	1,238
March	1,175	1,342
April	1,697	1,678
May	1,727	1,714
June	1,727	1,840

QUALITY

	Quantity	Base Number	Contract	AT	Region	England
% of FP17s for the same patient ID Re-attending within 3 months - Children	15	96	15.6%	12.9%	13.3%	12.3%
% of FP17s for the same patient ID Re-attending within 3 months - Adults	73	482	15.1%	17.6%	17.3%	16.7%
% of FP17s for the same patient ID Re-attending between 3 & 9 months - Children	26	96	27.1%	56.2%	58.9%	57.6%
% of FP17s for the same patient ID Re-attending between 3 & 9 months - Adults	132	482	27.4%	49.9%	52.2%	50.1%
% of FP17s for Band 1 Urgent Courses	95	567	16.8%	10.4%	9.2%	9.1%
% of FP17s Relating to Free Repair or Replacements	7	567	1.2%	0.9%	1.0%	0.8%
% of FP17s Relating to Continuations	9	567	1.6%	1.3%	1.4%	1.2%
% of Patients satisfied with the dentistry they have received	3	4	N/A	92.1%	93.1%	92.8%
% of Patients satisfied with the time they had to wait for an appointment	4	4	N/A	88.1%	89.5%	88.7%

* This is based on patients treated on this contract for their most recent course of treatment. Figures in italics indicate the base number of FP17s or Patient Questionnaire responses are less than 100. N/A is shown where the base number of responses is less than 10 during the period. % is calculated as Quantity/Base number*100

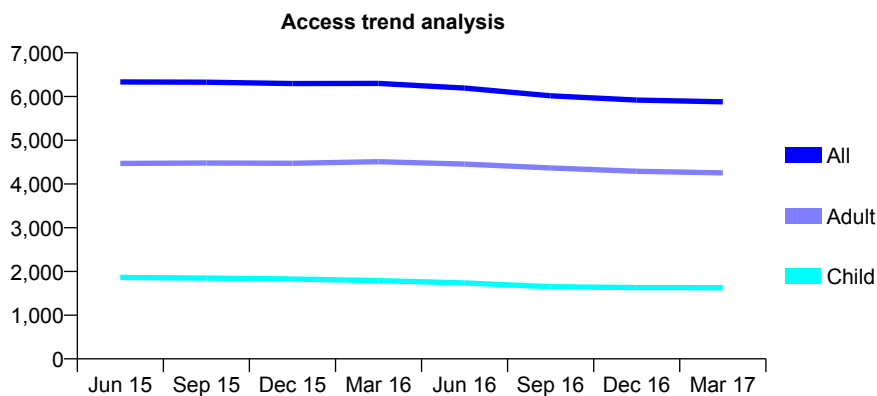
Q46 - Vital Signs At a Glance Contract Report for 572411/0001 - Year end March 2017

Name or company name	MR DM VALLANCE
Contract type name	GDS Contract
Purpose of contract	General
Contract start date	01/04/2006
Contract end date	

16/17 Contracted general activity (UDA)	20,324
Carry forward general activity (UDA)	491
16/17 Contracted orthodontic activity (UOA)	0
Carry forward orthodontic activity (UOA)	0
Baseline contract value	£553,788.72

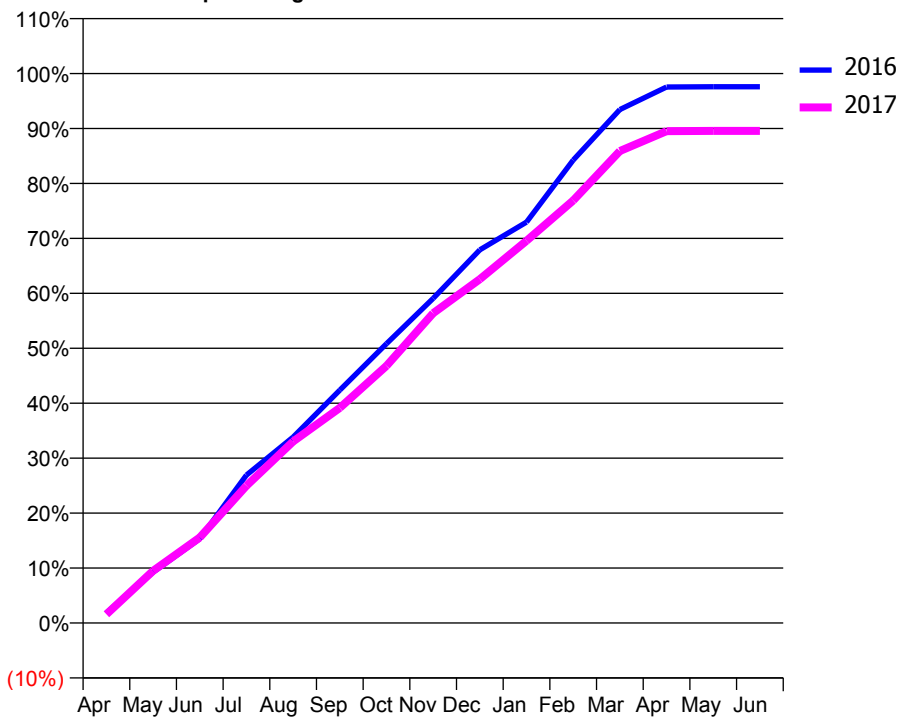
ACCESS*

Patients seen in 24 months	Total	Change since previous quarter
Quarter ending March 2016	6,301	
Quarter ending June 2016	6,192	↓
Quarter ending September 2016	6,016	↓
Quarter ending December 2016	5,919	↓
Quarter ending March 2017	5,880	→
Variance since March 2016	(6.7%)	↓



ACTIVITY

Cumulative percentage of contracted UDA delivered 2016 & 2017



Month	Adjusted Scheduled Activity (UDA)	
	2016	2017
April	377	325
May	1,881	1,931
June	3,119	3,162
July	5,472	5,078
August	6,876	6,715
September	8,613	7,958
October	10,330	9,509
November	12,005	11,457
December	13,803	12,716
January	14,830	14,138
February	17,123	15,629
March	18,992	17,458
April	19,826	18,190
May	19,833	18,200
June	19,833	18,200

QUALITY

	Quantity	Base Number	Contract	AT	Region	England
% of FP17s for the same patient ID Re-attending within 3 months - Children	297	2,649	11.2%	12.9%	13.3%	12.3%
% of FP17s for the same patient ID Re-attending within 3 months - Adults	857	5,910	14.5%	17.6%	17.3%	16.7%
% of FP17s for the same patient ID Re-attending between 3 & 9 months - Children	1,667	2,649	62.9%	56.2%	58.9%	57.6%
% of FP17s for the same patient ID Re-attending between 3 & 9 months - Adults	3,056	5,910	51.7%	49.9%	52.2%	50.1%
% of FP17s for Band 1 Urgent Courses	493	8,519	5.8%	10.4%	9.2%	9.1%
% of FP17s Relating to Free Repair or Replacements	101	8,519	1.2%	0.9%	1.0%	0.8%
% of FP17s Relating to Continuations	235	8,519	2.8%	1.3%	1.4%	1.2%
% of Patients satisfied with the dentistry they have received	7	7	N/A	92.1%	93.1%	92.8%
% of Patients satisfied with the time they had to wait for an appointment	6	7	N/A	88.1%	89.5%	88.7%

* This is based on patients treated on this contract for their most recent course of treatment. Figures in italics indicate the base number of FP17s or Patient Questionnaire responses are less than 100. N/A is shown where the base number of responses is less than 10 during the period. % is calculated as Quantity/Base number*100

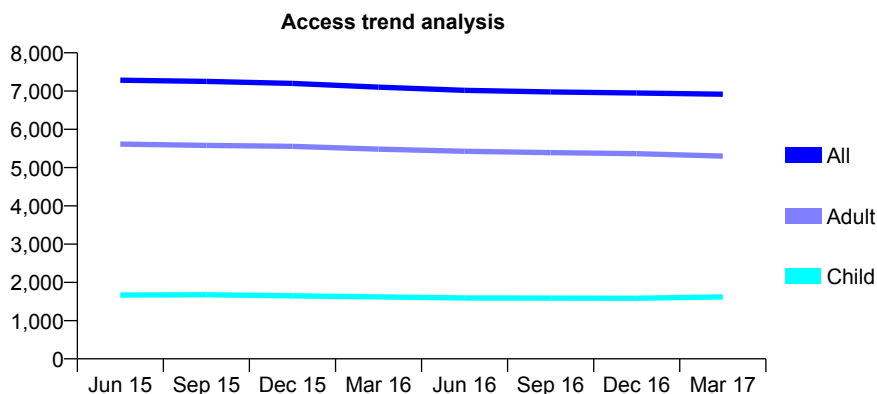
Q46 - Vital Signs At a Glance Contract Report for 572411/0002 - Year end March 2017

Name or company name	MR DM VALLANCE
Contract type name	GDS Contract
Purpose of contract	General
Contract start date	01/04/2006
Contract end date	

16/17 Contracted general activity (UDA)	20,269
Carry forward general activity (UDA)	430
16/17 Contracted orthodontic activity (UOA)	0
Carry forward orthodontic activity (UOA)	0
Baseline contract value	£550,263.29

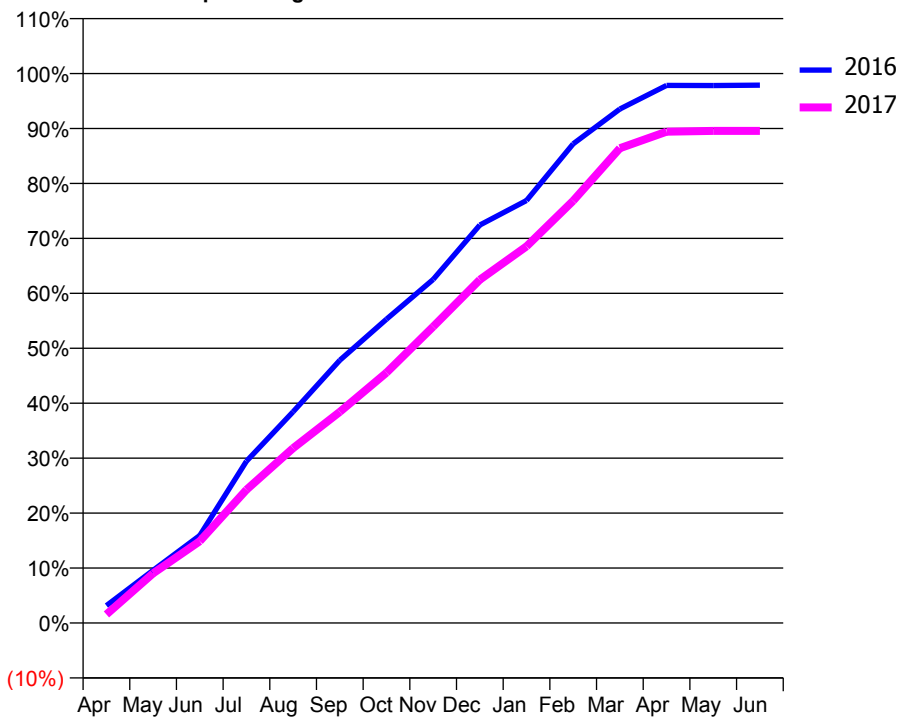
ACCESS*

Patients seen in 24 months	Total	Change since previous quarter
Quarter ending March 2016	7,101	
Quarter ending June 2016	7,019	↓
Quarter ending September 2016	6,978	→
Quarter ending December 2016	6,949	→
Quarter ending March 2017	6,919	→
Variance since March 2016	(2.6%)	↓



ACTIVITY

Cumulative percentage of contracted UDA delivered 2016 & 2017



Adjusted Scheduled Activity (UDA)

Month	2016	2017
April	643	318
May	1,943	1,834
June	3,228	3,017
July	5,969	4,914
August	7,796	6,450
September	9,691	7,791
October	11,205	9,235
November	12,675	10,930
December	14,680	12,663
January	15,585	13,895
February	17,674	15,574
March	18,958	17,512
April	19,827	18,125
May	19,826	18,152
June	19,839	18,152

QUALITY

	Quantity	Base Number	Contract	AT	Region	England
% of FP17s for the same patient ID Re-attending within 3 months - Children	204	2,321	8.8%	12.9%	13.3%	12.3%
% of FP17s for the same patient ID Re-attending within 3 months - Adults	1,057	6,783	15.6%	17.6%	17.3%	16.7%
% of FP17s for the same patient ID Re-attending between 3 & 9 months - Children	1,249	2,321	53.8%	56.2%	58.9%	57.6%
% of FP17s for the same patient ID Re-attending between 3 & 9 months - Adults	3,150	6,783	46.4%	49.9%	52.2%	50.1%
% of FP17s for Band 1 Urgent Courses	736	9,003	8.2%	10.4%	9.2%	9.1%
% of FP17s Relating to Free Repair or Replacements	85	9,003	0.9%	0.9%	1.0%	0.8%
% of FP17s Relating to Continuations	237	9,003	2.6%	1.3%	1.4%	1.2%
% of Patients satisfied with the dentistry they have received	13	13	100.0%	92.1%	93.1%	92.8%
% of Patients satisfied with the time they had to wait for an appointment	11	13	84.6%	88.1%	89.5%	88.7%

* This is based on patients treated on this contract for their most recent course of treatment. Figures in italics indicate the base number of FP17s or Patient Questionnaire responses are less than 100. N/A is shown where the base number of responses is less than 10 during the period. % is calculated as Quantity/Base number*100

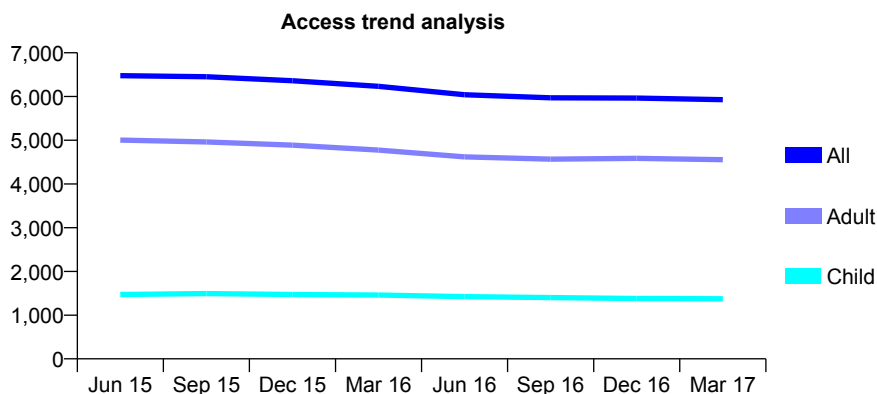
Q46 - Vital Signs At a Glance Contract Report for 572713/0001 - Year end March 2017

Name or company name	MR SJ WARD
Contract type name	GDS Contract
Purpose of contract	General
Contract start date	01/04/2006
Contract end date	

16/17 Contracted general activity (UDA)	17,573
Carry forward general activity (UDA)	48
16/17 Contracted orthodontic activity (UOA)	0
Carry forward orthodontic activity (UOA)	0
Baseline contract value	£573,546.00

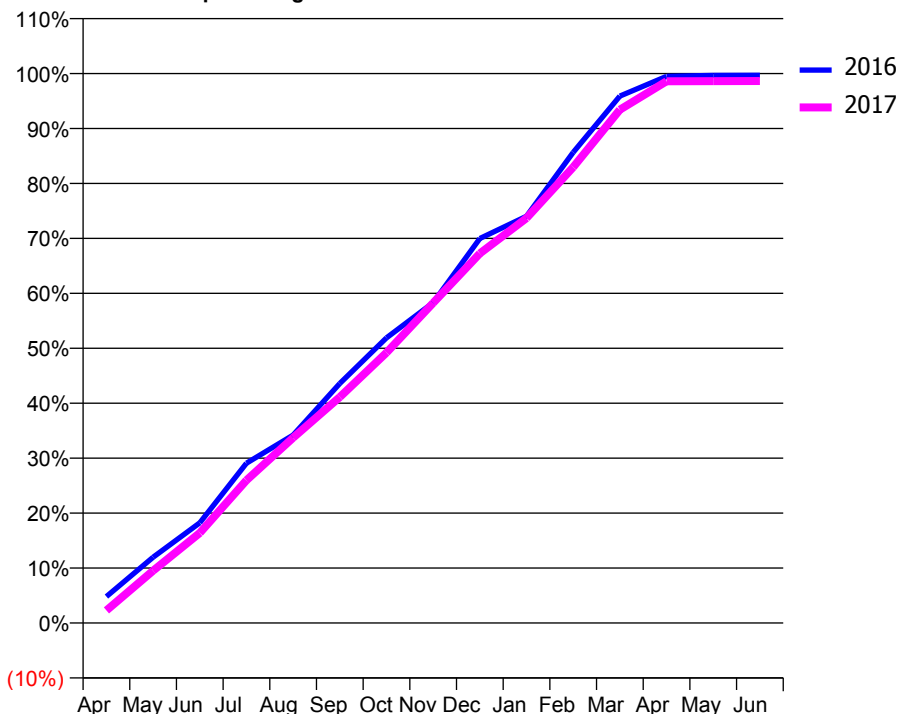
ACCESS*

Patients seen in 24 months	Total	Change since previous quarter
Quarter ending March 2016	6,234	
Quarter ending June 2016	6,042	↓
Quarter ending September 2016	5,970	↓
Quarter ending December 2016	5,966	→
Quarter ending March 2017	5,929	→
Variance since March 2016	(4.9%)	↓



ACTIVITY

Cumulative percentage of contracted UDA delivered 2016 & 2017



Adjusted Scheduled Activity (UDA)

Month	2016	2017
April	846	403
May	2,107	1,672
June	3,205	2,880
July	5,109	4,566
August	6,009	5,926
September	7,661	7,227
October	9,120	8,646
November	10,245	10,236
December	12,295	11,821
January	13,007	12,948
February	15,053	14,578
March	16,852	16,415
April	17,483	17,324
May	17,513	17,328
June	17,516	17,331

QUALITY

	Quantity	Base Number	Contract	AT	Region	England
% of FP17s for the same patient ID Re-attending within 3 months - Children	137	1,934	7.1%	12.9%	13.3%	12.3%
% of FP17s for the same patient ID Re-attending within 3 months - Adults	1,217	7,041	17.3%	17.6%	17.3%	16.7%
% of FP17s for the same patient ID Re-attending between 3 & 9 months - Children	849	1,934	43.9%	56.2%	58.9%	57.6%
% of FP17s for the same patient ID Re-attending between 3 & 9 months - Adults	3,615	7,041	51.3%	49.9%	52.2%	50.1%
% of FP17s for Band 1 Urgent Courses	807	9,046	8.9%	10.4%	9.2%	9.1%
% of FP17s Relating to Free Repair or Replacements	85	9,046	0.9%	0.9%	1.0%	0.8%
% of FP17s Relating to Continuations	193	9,046	2.1%	1.3%	1.4%	1.2%
% of Patients satisfied with the dentistry they have received	10	11	90.9%	92.1%	93.1%	92.8%
% of Patients satisfied with the time they had to wait for an appointment	9	11	81.8%	88.1%	89.5%	88.7%

* This is based on patients treated on this contract for their most recent course of treatment. Figures in italics indicate the base number of FP17s or Patient Questionnaire responses are less than 100. N/A is shown where the base number of responses is less than 10 during the period. % is calculated as Quantity/Base number*100

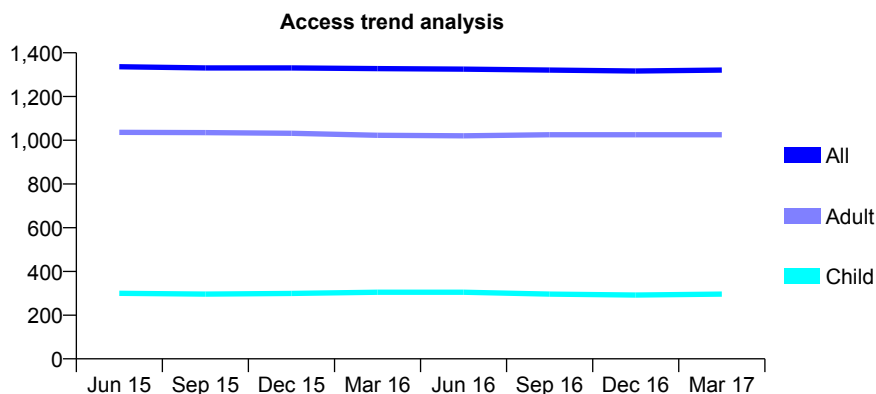
Q46 - Vital Signs At a Glance Contract Report for 576050/0001 - Year end March 2017

Name or company name	MR AJ STOGGALL
Contract type name	GDS Contract
Purpose of contract	General
Contract start date	01/04/2006
Contract end date	

16/17 Contracted general activity (UDA)	4,712
Carry forward general activity (UDA)	-84
16/17 Contracted orthodontic activity (UOA)	0
Carry forward orthodontic activity (UOA)	0
Baseline contract value	£178,657.98

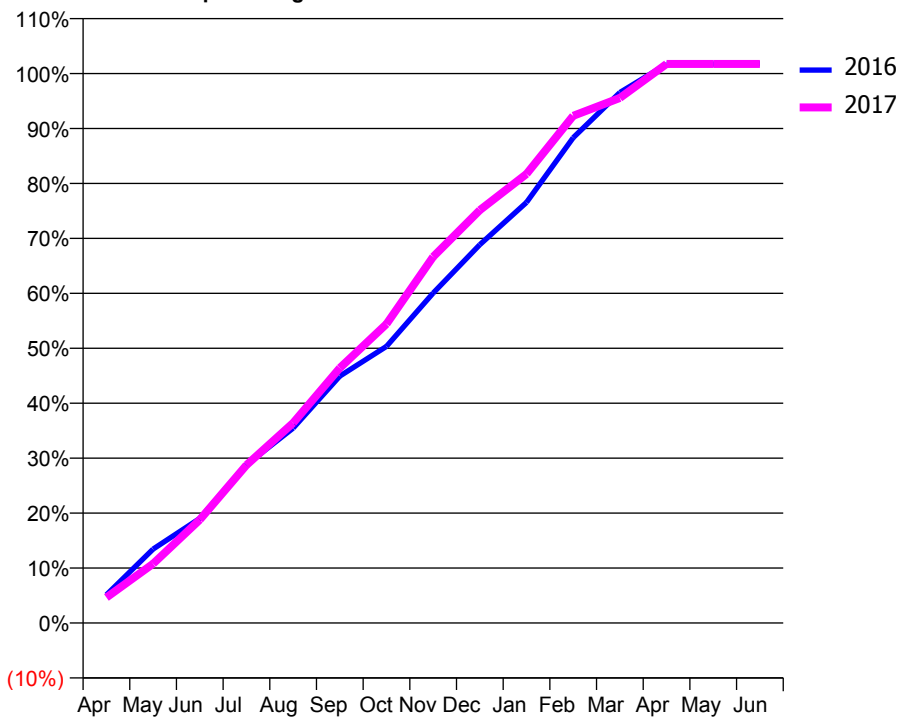
ACCESS*

Patients seen in 24 months	Total	Change since previous quarter
Quarter ending March 2016	1,328	
Quarter ending June 2016	1,325	→
Quarter ending September 2016	1,321	→
Quarter ending December 2016	1,317	→
Quarter ending March 2017	1,321	→
Variance since March 2016	(0.5%)	→



ACTIVITY

Cumulative percentage of contracted UDA delivered 2016 & 2017



Month	Adjusted Scheduled Activity (UDA)	
	2016	2017
April	242	219
May	634	508
June	897	886
July	1,357	1,355
August	1,671	1,716
September	2,117	2,187
October	2,373	2,564
November	2,829	3,141
December	3,244	3,541
January	3,607	3,851
February	4,162	4,349
March	4,549	4,502
April	4,791	4,793
May	4,793	4,793
June	4,796	4,793

QUALITY

	Quantity	Base Number	Contract	AT	Region	England
% of FP17s for the same patient ID Re-attending within 3 months - Children	34	459	7.4%	12.9%	13.3%	12.3%
% of FP17s for the same patient ID Re-attending within 3 months - Adults	276	1,536	18.0%	17.6%	17.3%	16.7%
% of FP17s for the same patient ID Re-attending between 3 & 9 months - Children	318	459	69.3%	56.2%	58.9%	57.6%
% of FP17s for the same patient ID Re-attending between 3 & 9 months - Adults	913	1,536	59.4%	49.9%	52.2%	50.1%
% of FP17s for Band 1 Urgent Courses	202	1,971	10.2%	10.4%	9.2%	9.1%
% of FP17s Relating to Free Repair or Replacements	28	1,971	1.4%	0.9%	1.0%	0.8%
% of FP17s Relating to Continuations	36	1,971	1.8%	1.3%	1.4%	1.2%
% of Patients satisfied with the dentistry they have received	5	5	N/A	92.1%	93.1%	92.8%
% of Patients satisfied with the time they had to wait for an appointment	5	5	N/A	88.1%	89.5%	88.7%

* This is based on patients treated on this contract for their most recent course of treatment. Figures in italics indicate the base number of FP17s or Patient Questionnaire responses are less than 100. N/A is shown where the base number of responses is less than 10 during the period. % is calculated as Quantity/Base number*100

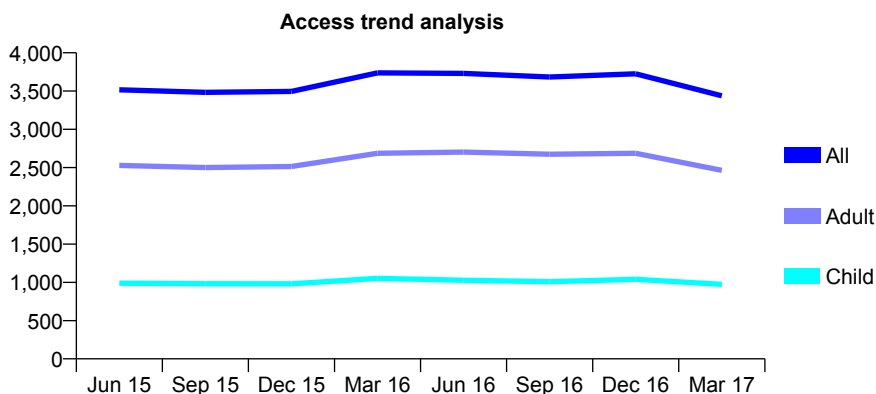
Q46 - Vital Signs At a Glance Contract Report for 610801/0001 - Year end March 2017

Name or company name	MRS KM SHAH
Contract type name	GDS Contract
Purpose of contract	General
Contract start date	21/10/2010
Contract end date	

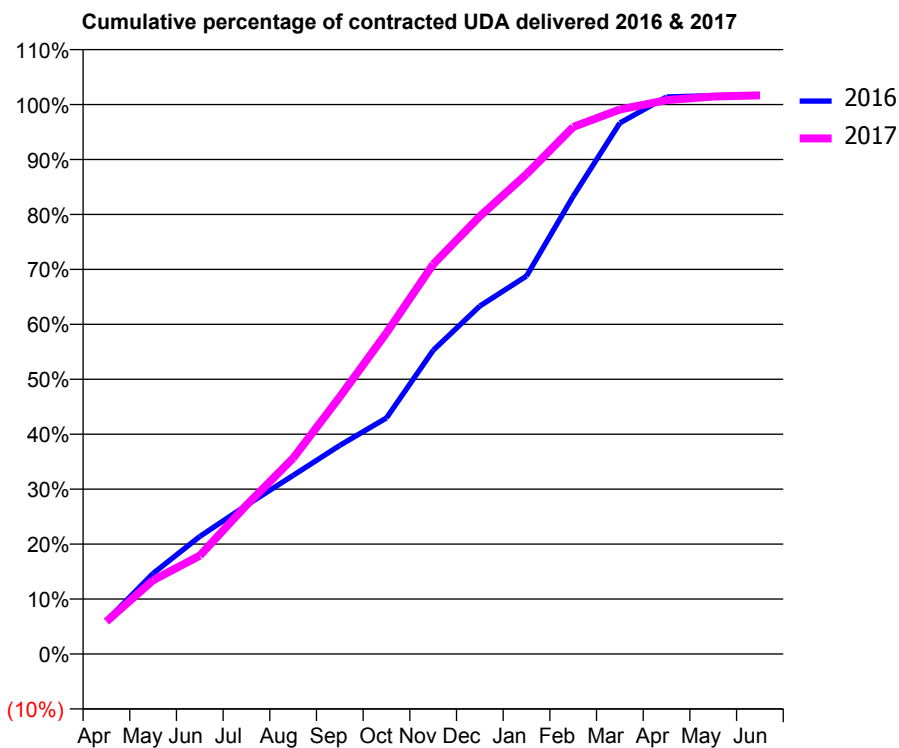
16/17 Contracted general activity (UDA)	10,334
Carry forward general activity (UDA)	-174
16/17 Contracted orthodontic activity (UOA)	0
Carry forward orthodontic activity (UOA)	0
Baseline contract value	£252,109.52

ACCESS*

Patients seen in 24 months	Total	Change since previous quarter
Quarter ending March 2016	3,738	
Quarter ending June 2016	3,731	→
Quarter ending September 2016	3,684	↓
Quarter ending December 2016	3,726	→
Quarter ending March 2017	3,438	↓
Variance since March 2016	(8.0%)	↓



ACTIVITY



Month	Adjusted Scheduled Activity (UDA)	
	2016	2017
April	626	611
May	1,516	1,388
June	2,211	1,850
July	2,798	2,800
August	3,359	3,684
September	3,923	4,835
October	4,440	6,041
November	5,711	7,328
December	6,543	8,231
January	7,108	9,023
February	8,609	9,912
March	9,987	10,240
April	10,477	10,415
May	10,502	10,483
June	10,508	10,506

QUALITY

	Quantity	Base Number	Contract	AT	Region	England
% of FP17s for the same patient ID Re-attending within 3 months - Children	172	1,509	11.4%	12.9%	13.3%	12.3%
% of FP17s for the same patient ID Re-attending within 3 months - Adults	495	3,425	14.5%	17.6%	17.3%	16.7%
% of FP17s for the same patient ID Re-attending between 3 & 9 months - Children	852	1,509	56.5%	56.2%	58.9%	57.6%
% of FP17s for the same patient ID Re-attending between 3 & 9 months - Adults	1,822	3,425	53.2%	49.9%	52.2%	50.1%
% of FP17s for Band 1 Urgent Courses	211	4,817	4.4%	10.4%	9.2%	9.1%
% of FP17s Relating to Free Repair or Replacements	24	4,817	0.5%	0.9%	1.0%	0.8%
% of FP17s Relating to Continuations	74	4,817	1.5%	1.3%	1.4%	1.2%
% of Patients satisfied with the dentistry they have received	3	5	N/A	92.1%	93.1%	92.8%
% of Patients satisfied with the time they had to wait for an appointment	5	5	N/A	88.1%	89.5%	88.7%

* This is based on patients treated on this contract for their most recent course of treatment. Figures in italics indicate the base number of FP17s or Patient Questionnaire responses are less than 100. N/A is shown where the base number of responses is less than 10 during the period. % is calculated as Quantity/Base number*100

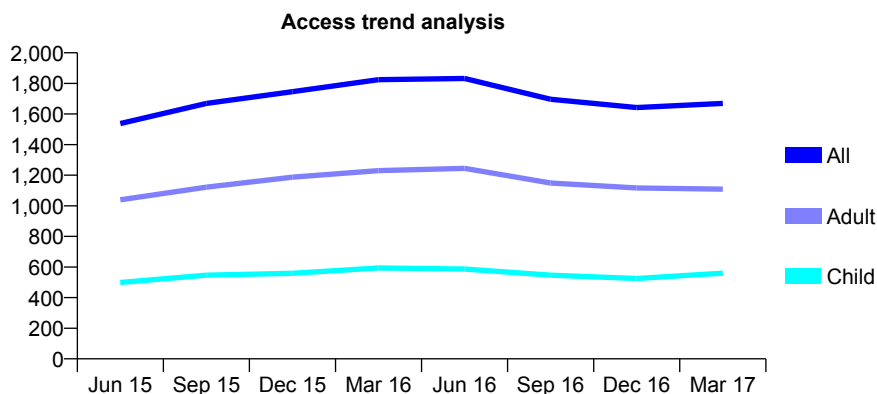
Q46 - Vital Signs At a Glance Contract Report for 613347/0001 - Year end March 2017

Name or company name	MISS AT SARWAR
Contract type name	GDS Contract
Purpose of contract	General
Contract start date	30/06/2014
Contract end date	

16/17 Contracted general activity (UDA)	5,753
Carry forward general activity (UDA)	-115
16/17 Contracted orthodontic activity (UOA)	0
Carry forward orthodontic activity (UOA)	0
Baseline contract value	£139,249.09

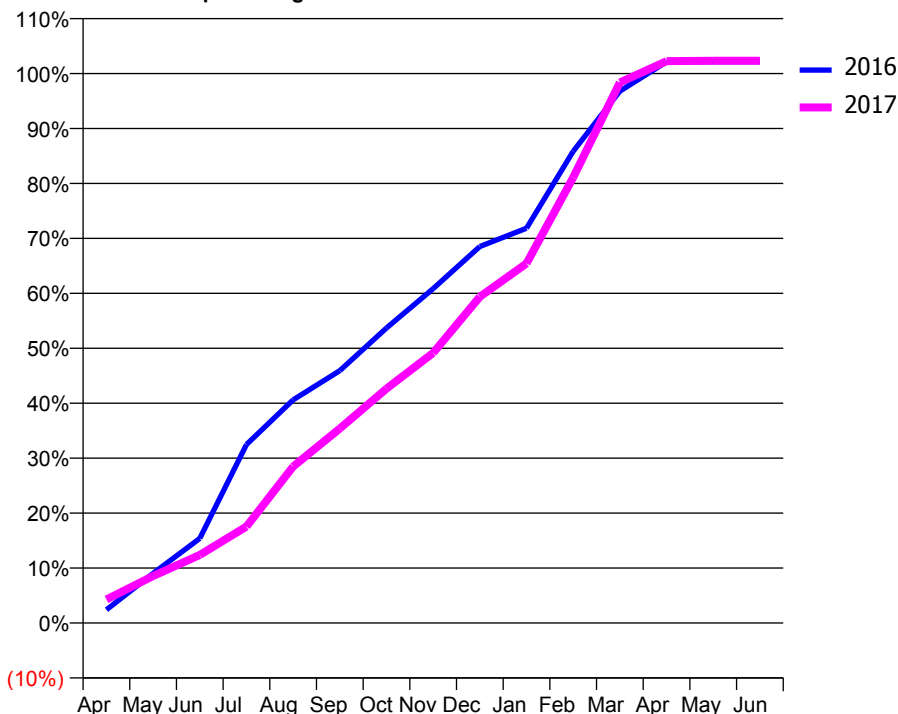
ACCESS*

Patients seen in 24 months	Total	Change since previous quarter
Quarter ending March 2016	1,824	
Quarter ending June 2016	1,832	→
Quarter ending September 2016	1,696	↓
Quarter ending December 2016	1,642	↓
Quarter ending March 2017	1,669	→
Variance since March 2016	(8.5%)	↓



ACTIVITY

Cumulative percentage of contracted UDA delivered 2016 & 2017



Month	Adjusted Scheduled Activity (UDA)	
	2016	2017
April	139	246
May	519	492
June	886	712
July	1,869	1,010
August	2,336	1,638
September	2,642	2,036
October	3,089	2,453
November	3,501	2,827
December	3,941	3,415
January	4,133	3,765
February	4,939	4,666
March	5,569	5,658
April	5,875	5,883
May	5,877	5,886
June	5,877	5,886

QUALITY

	Quantity	Base Number	Contract	AT	Region	England
% of FP17s for the same patient ID Re-attending within 3 months - Children	62	809	7.7%	12.9%	13.3%	12.3%
% of FP17s for the same patient ID Re-attending within 3 months - Adults	291	1,596	18.2%	17.6%	17.3%	16.7%
% of FP17s for the same patient ID Re-attending between 3 & 9 months - Children	399	809	49.3%	56.2%	58.9%	57.6%
% of FP17s for the same patient ID Re-attending between 3 & 9 months - Adults	736	1,596	46.1%	49.9%	52.2%	50.1%
% of FP17s for Band 1 Urgent Courses	231	2,346	9.8%	10.4%	9.2%	9.1%
% of FP17s Relating to Free Repair or Replacements	32	2,346	1.4%	0.9%	1.0%	0.8%
% of FP17s Relating to Continuations	15	2,346	0.6%	1.3%	1.4%	1.2%
% of Patients satisfied with the dentistry they have received	3	3	N/A	92.1%	93.1%	92.8%
% of Patients satisfied with the time they had to wait for an appointment	2	3	N/A	88.1%	89.5%	88.7%

* This is based on patients treated on this contract for their most recent course of treatment. Figures in italics indicate the base number of FP17s or Patient Questionnaire responses are less than 100. N/A is shown where the base number of responses is less than 10 during the period. % is calculated as Quantity/Base number*100

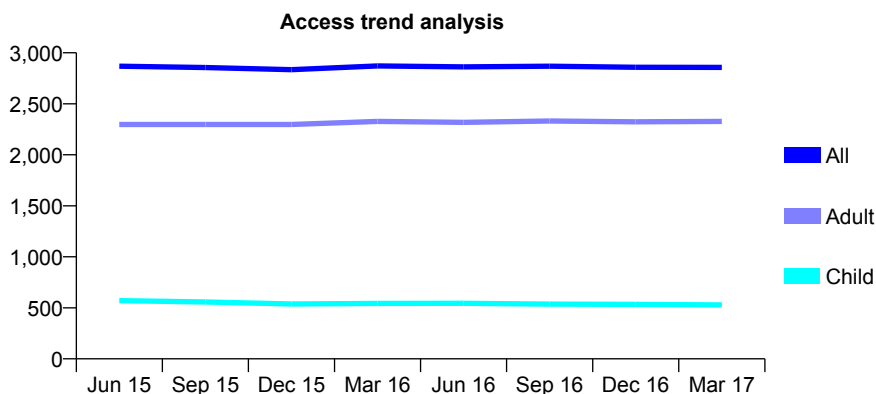
Q46 - Vital Signs At a Glance Contract Report for 620319/0001 - Year end March 2017

Name or company name	Joubert & Nicol Dental Practice
Contract type name	GDS Contract
Purpose of contract	General
Contract start date	01/04/2006
Contract end date	

16/17 Contracted general activity (UDA)	10,354
Carry forward general activity (UDA)	35
16/17 Contracted orthodontic activity (UOA)	0
Carry forward orthodontic activity (UOA)	0
Baseline contract value	£205,748.23

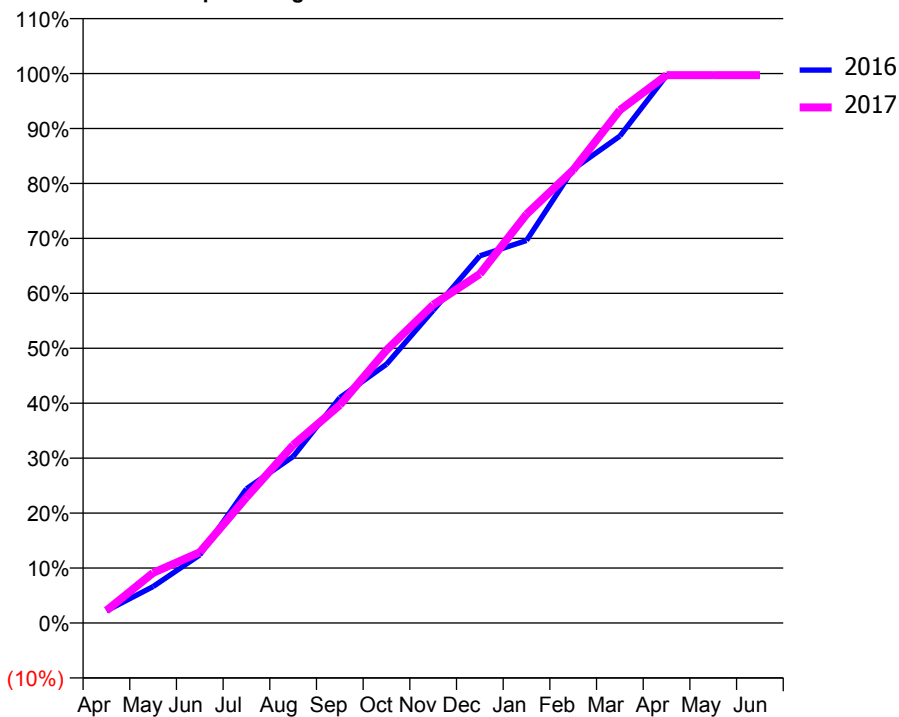
ACCESS*

Patients seen in 24 months	Total	Change since previous quarter
Quarter ending March 2016	2,871	
Quarter ending June 2016	2,862	→
Quarter ending September 2016	2,868	→
Quarter ending December 2016	2,858	→
Quarter ending March 2017	2,857	→
Variance since March 2016	(0.5%)	→



ACTIVITY

Cumulative percentage of contracted UDA delivered 2016 & 2017



Month	Adjusted Scheduled Activity (UDA)	
	2016	2017
April	229	234
May	687	945
June	1,282	1,333
July	2,528	2,369
August	3,136	3,353
September	4,245	4,107
October	4,876	5,141
November	5,891	5,995
December	6,919	6,576
January	7,208	7,703
February	8,550	8,536
March	9,176	9,664
April	10,316	10,323
May	10,319	10,323
June	10,319	10,323

QUALITY

	Quantity	Base Number	Contract	AT	Region	England
% of FP17s for the same patient ID Re-attending within 3 months - Children	114	1,096	10.4%	12.9%	13.3%	12.3%
% of FP17s for the same patient ID Re-attending within 3 months - Adults	1,108	4,953	22.4%	17.6%	17.3%	16.7%
% of FP17s for the same patient ID Re-attending between 3 & 9 months - Children	824	1,096	75.2%	56.2%	58.9%	57.6%
% of FP17s for the same patient ID Re-attending between 3 & 9 months - Adults	3,248	4,953	65.6%	49.9%	52.2%	50.1%
% of FP17s for Band 1 Urgent Courses	384	5,848	6.6%	10.4%	9.2%	9.1%
% of FP17s Relating to Free Repair or Replacements	113	5,848	1.9%	0.9%	1.0%	0.8%
% of FP17s Relating to Continuations	162	5,848	2.8%	1.3%	1.4%	1.2%
% of Patients satisfied with the dentistry they have received	11	11	100.0%	92.1%	93.1%	92.8%
% of Patients satisfied with the time they had to wait for an appointment	11	11	100.0%	88.1%	89.5%	88.7%

* This is based on patients treated on this contract for their most recent course of treatment. Figures in italics indicate the base number of FP17s or Patient Questionnaire responses are less than 100. N/A is shown where the base number of responses is less than 10 during the period. % is calculated as Quantity/Base number*100

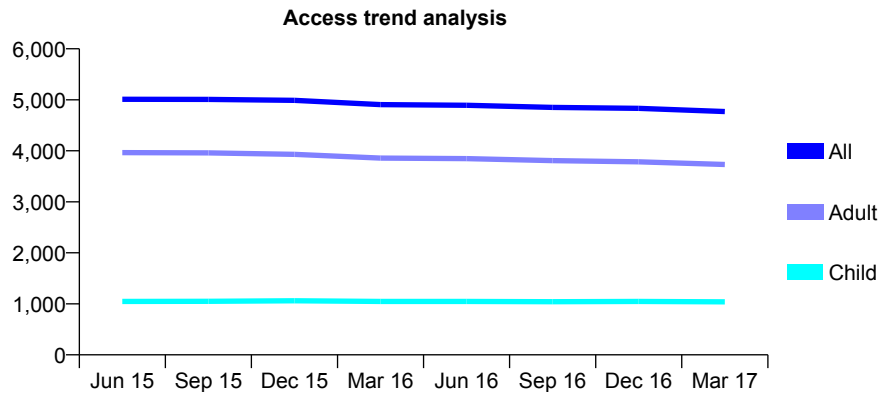
Q46 - Vital Signs At a Glance Contract Report for 620343/0001 - Year end March 2017

Name or company name	MR SD WALMSLEY
Contract type name	GDS Contract
Purpose of contract	General
Contract start date	01/04/2006
Contract end date	

16/17 Contracted general activity (UDA)	13,145
Carry forward general activity (UDA)	-282
16/17 Contracted orthodontic activity (UOA)	0
Carry forward orthodontic activity (UOA)	0
Baseline contract value	£365,195.67

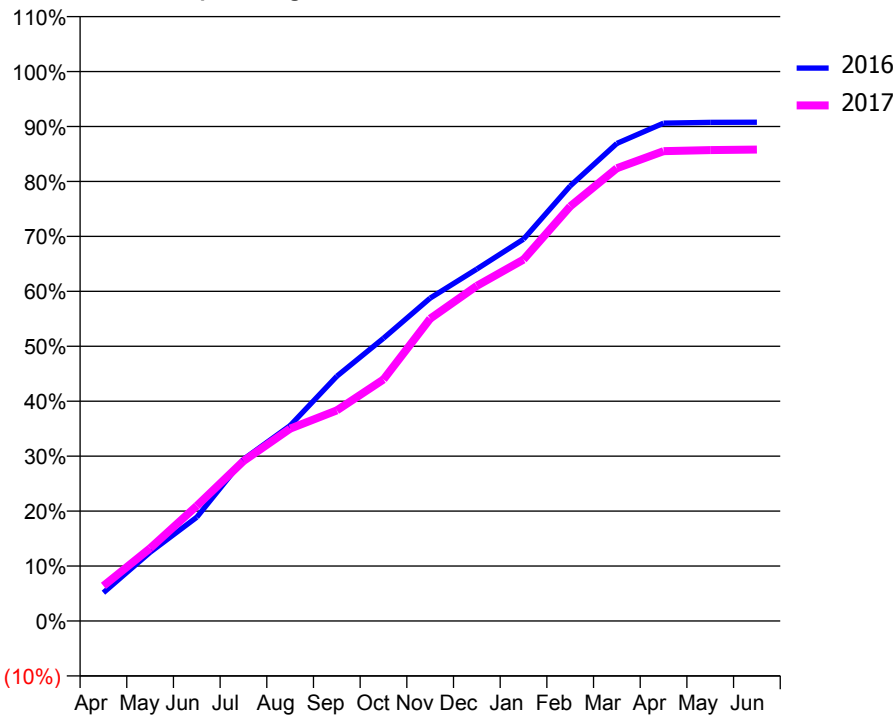
ACCESS*

Patients seen in 24 months	Total	Change since previous quarter
Quarter ending March 2016	4,905	
Quarter ending June 2016	4,894	→
Quarter ending September 2016	4,850	→
Quarter ending December 2016	4,832	→
Quarter ending March 2017	4,771	↓
Variance since March 2016	(2.7%)	↓



ACTIVITY

Cumulative percentage of contracted UDA delivered 2016 & 2017



Month	Adjusted Scheduled Activity (UDA)	
	2016	2017
April	676	841
May	1,646	1,740
June	2,483	2,754
July	3,868	3,827
August	4,674	4,603
September	5,854	5,039
October	6,763	5,778
November	7,723	7,232
December	8,420	8,019
January	9,135	8,645
February	10,408	9,919
March	11,423	10,830
April	11,911	11,241
May	11,928	11,266
June	11,930	11,278

QUALITY

	Quantity	Base Number	Contract	AT	Region	England
% of FP17s for the same patient ID Re-attending within 3 months - Children	59	1,289	4.6%	12.9%	13.3%	12.3%
% of FP17s for the same patient ID Re-attending within 3 months - Adults	534	4,342	12.3%	17.6%	17.3%	16.7%
% of FP17s for the same patient ID Re-attending between 3 & 9 months - Children	614	1,289	47.6%	56.2%	58.9%	57.6%
% of FP17s for the same patient ID Re-attending between 3 & 9 months - Adults	1,789	4,342	41.2%	49.9%	52.2%	50.1%
% of FP17s for Band 1 Urgent Courses	415	5,618	7.4%	10.4%	9.2%	9.1%
% of FP17s Relating to Free Repair or Replacements	28	5,618	0.5%	0.9%	1.0%	0.8%
% of FP17s Relating to Continuations	61	5,618	1.1%	1.3%	1.4%	1.2%
% of Patients satisfied with the dentistry they have received	5	5	N/A	92.1%	93.1%	92.8%
% of Patients satisfied with the time they had to wait for an appointment	5	5	N/A	88.1%	89.5%	88.7%

* This is based on patients treated on this contract for their most recent course of treatment. Figures in italics indicate the base number of FP17s or Patient Questionnaire responses are less than 100. N/A is shown where the base number of responses is less than 10 during the period. % is calculated as Quantity/Base number*100

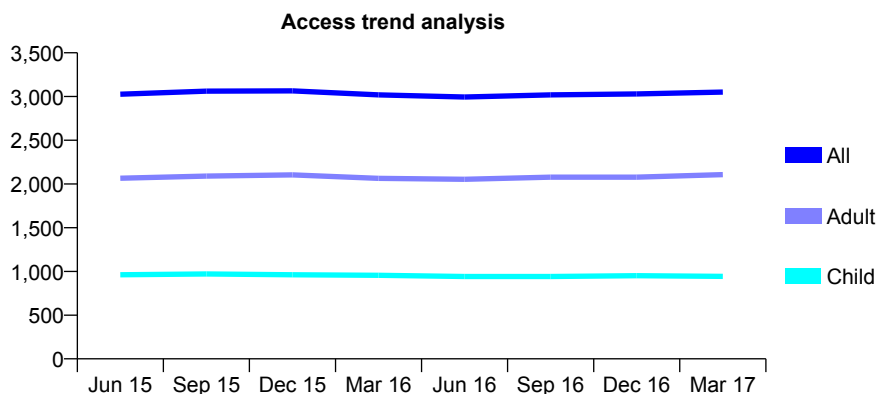
Q46 - Vital Signs At a Glance Contract Report for 628549/0002 - Year end March 2017

Name or company name	MR JA GIBB
Contract type name	GDS Contract
Purpose of contract	General
Contract start date	02/03/2012
Contract end date	

16/17 Contracted general activity (UDA)	8,698
Carry forward general activity (UDA)	-155
16/17 Contracted orthodontic activity (UOA)	0
Carry forward orthodontic activity (UOA)	0
Baseline contract value	£214,993.60

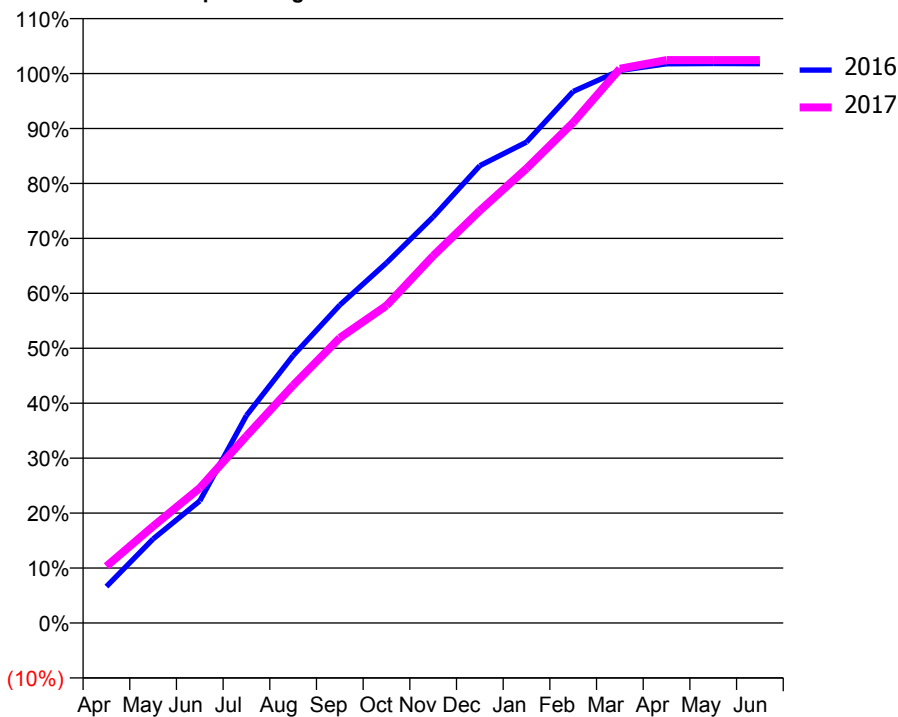
ACCESS*

Patients seen in 24 months	Total	Change since previous quarter
Quarter ending March 2016	3,019	
Quarter ending June 2016	2,994	→
Quarter ending September 2016	3,019	→
Quarter ending December 2016	3,029	→
Quarter ending March 2017	3,051	→
Variance since March 2016	1.1%	→



ACTIVITY

Cumulative percentage of contracted UDA delivered 2016 & 2017



Month	Adjusted Scheduled Activity (UDA)	
	2016	2017
April	577	899
May	1,330	1,532
June	1,932	2,137
July	3,286	2,961
August	4,232	3,762
September	5,034	4,514
October	5,700	5,025
November	6,429	5,812
December	7,240	6,527
January	7,612	7,195
February	8,414	7,923
March	8,747	8,773
April	8,851	8,910
May	8,856	8,910
June	8,853	8,911

QUALITY

	Quantity	Base Number	Contract	AT	Region	England
% of FP17s for the same patient ID Re-attending within 3 months - Children	125	1,523	8.2%	12.9%	13.3%	12.3%
% of FP17s for the same patient ID Re-attending within 3 months - Adults	434	2,909	14.9%	17.6%	17.3%	16.7%
% of FP17s for the same patient ID Re-attending between 3 & 9 months - Children	964	1,523	63.3%	56.2%	58.9%	57.6%
% of FP17s for the same patient ID Re-attending between 3 & 9 months - Adults	1,382	2,909	47.5%	49.9%	52.2%	50.1%
% of FP17s for Band 1 Urgent Courses	420	4,450	9.4%	10.4%	9.2%	9.1%
% of FP17s Relating to Free Repair or Replacements	99	4,450	2.2%	0.9%	1.0%	0.8%
% of FP17s Relating to Continuations	18	4,450	0.4%	1.3%	1.4%	1.2%
% of Patients satisfied with the dentistry they have received	1	1	N/A	92.1%	93.1%	92.8%
% of Patients satisfied with the time they had to wait for an appointment	1	1	N/A	88.1%	89.5%	88.7%

* This is based on patients treated on this contract for their most recent course of treatment. Figures in italics indicate the base number of FP17s or Patient Questionnaire responses are less than 100. N/A is shown where the base number of responses is less than 10 during the period. % is calculated as Quantity/Base number*100

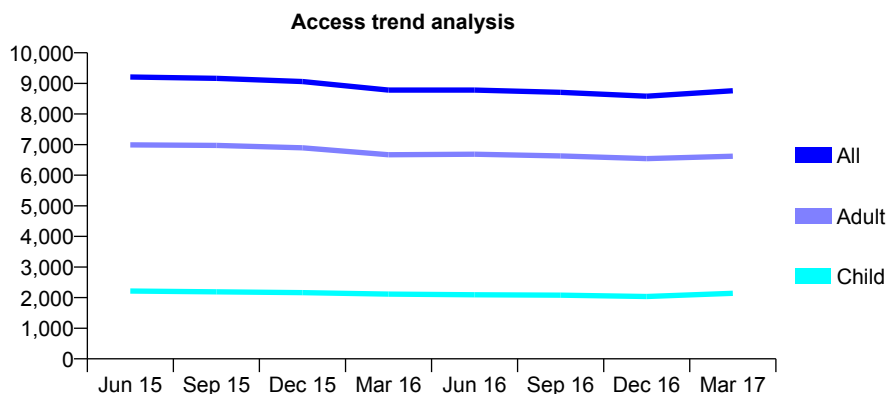
Q46 - Vital Signs At a Glance Contract Report for 631205/0003 - Year end March 2017

Name or company name	Shaw Family Dental Practice Partnership
Contract type name	GDS Contract
Purpose of contract	General
Contract start date	01/04/2006
Contract end date	

16/17 Contracted general activity (UDA)	29,514
Carry forward general activity (UDA)	936
16/17 Contracted orthodontic activity (UOA)	0
Carry forward orthodontic activity (UOA)	0
Baseline contract value	£1,051,505.15

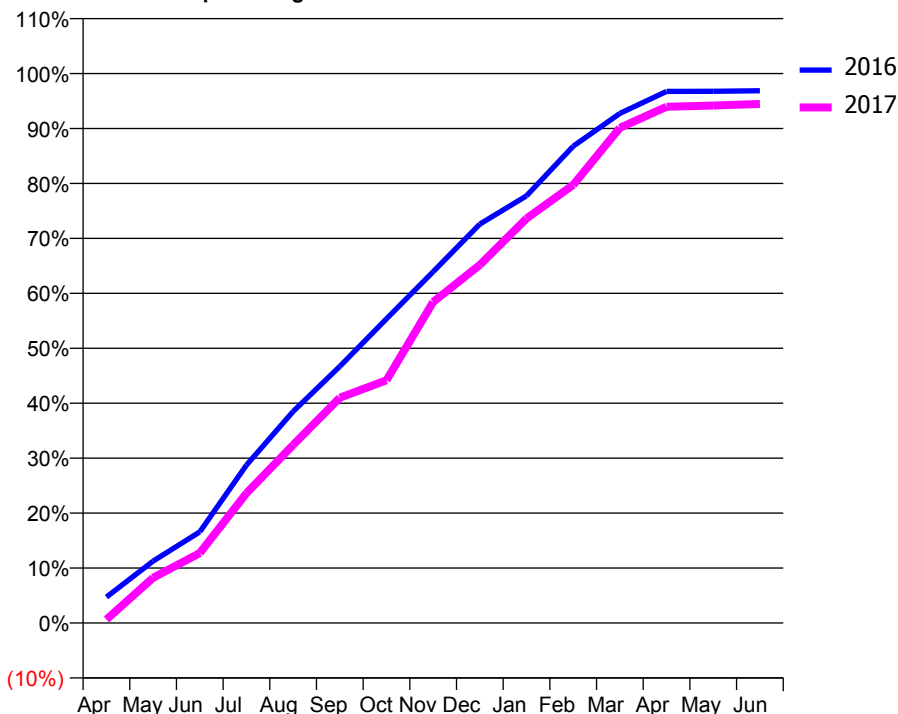
ACCESS*

Patients seen in 24 months	Total	Change since previous quarter
Quarter ending March 2016	8,783	
Quarter ending June 2016	8,781	→
Quarter ending September 2016	8,710	→
Quarter ending December 2016	8,581	↓
Quarter ending March 2017	8,762	↑
Variance since March 2016	(0.2%)	→



ACTIVITY

Cumulative percentage of contracted UDA delivered 2016 & 2017



Adjusted Scheduled Activity (UDA)

Month	2016	2017
April	1,406	191
May	3,360	2,435
June	4,941	3,756
July	8,564	6,974
August	11,472	9,565
September	13,914	12,102
October	16,496	13,038
November	19,048	17,240
December	21,629	19,236
January	23,163	21,724
February	25,848	23,529
March	27,629	26,600
April	28,821	27,728
May	28,834	27,791
June	28,858	27,875

QUALITY

	Quantity	Base Number	Contract	AT	Region	England
% of FP17s for the same patient ID Re-attending within 3 months - Children	361	3,293	11.0%	12.9%	13.3%	12.3%
% of FP17s for the same patient ID Re-attending within 3 months - Adults	1,401	8,764	16.0%	17.6%	17.3%	16.7%
% of FP17s for the same patient ID Re-attending between 3 & 9 months - Children	1,896	3,293	57.6%	56.2%	58.9%	57.6%
% of FP17s for the same patient ID Re-attending between 3 & 9 months - Adults	3,616	8,764	41.3%	49.9%	52.2%	50.1%
% of FP17s for Band 1 Urgent Courses	720	12,057	6.0%	10.4%	9.2%	9.1%
% of FP17s Relating to Free Repair or Replacements	89	12,057	0.7%	0.9%	1.0%	0.8%
% of FP17s Relating to Continuations	336	12,057	2.8%	1.3%	1.4%	1.2%
% of Patients satisfied with the dentistry they have received	10	10	100.0%	92.1%	93.1%	92.8%
% of Patients satisfied with the time they had to wait for an appointment	9	10	90.0%	88.1%	89.5%	88.7%

* This is based on patients treated on this contract for their most recent course of treatment. Figures in italics indicate the base number of FP17s or Patient Questionnaire responses are less than 100. N/A is shown where the base number of responses is less than 10 during the period. % is calculated as Quantity/Base number*100

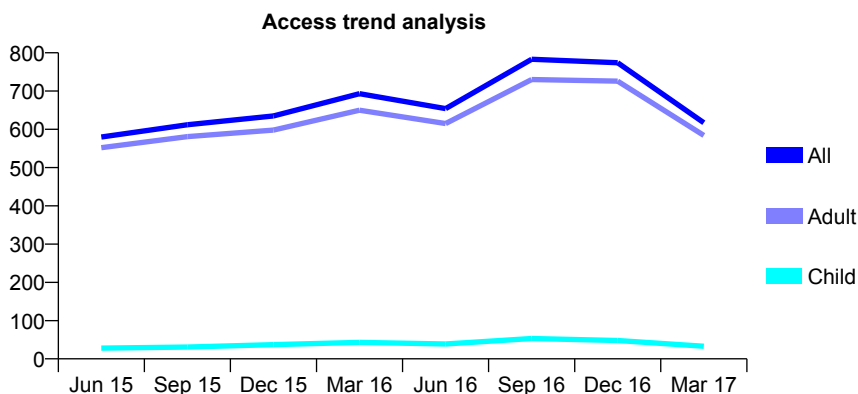
Q46 - Vital Signs At a Glance Contract Report for 631205/0005 - Year end March 2017

Name or company name	MR RA MIZON
Contract type name	PDS Contract
Purpose of contract	General
Contract start date	01/02/2008
Contract end date	30/11/2016

16/17 Contracted general activity (UDA)	2,255
Carry forward general activity (UDA)	92
16/17 Contracted orthodontic activity (UOA)	0
Carry forward orthodontic activity (UOA)	0
Baseline contract value	£133,645.89

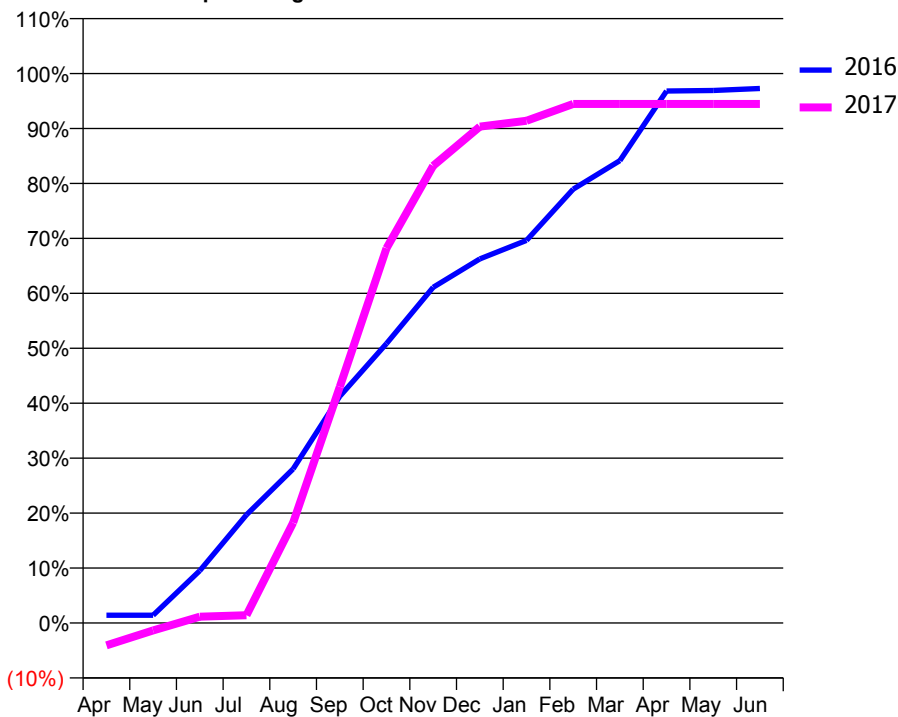
ACCESS*

Patients seen in 24 months	Total	Change since previous quarter
Quarter ending March 2016	693	
Quarter ending June 2016	654	↓
Quarter ending September 2016	783	↑
Quarter ending December 2016	774	↓
Quarter ending March 2017	617	↓
Variance since March 2016	(11.0%)	↓



ACTIVITY

Cumulative percentage of contracted UDA delivered 2016 & 2017



Month	Adjusted Scheduled Activity (UDA)	
	2016	2017
April	48	-92
May	48	-31
June	322	26
July	666	32
August	948	412
September	1,396	969
October	1,720	1,538
November	2,066	1,876
December	2,241	2,037
January	2,355	2,061
February	2,670	2,130
March	2,846	2,130
April	3,274	2,130
May	3,277	2,130
June	3,290	2,130

QUALITY

	Quantity	Base Number	Contract	AT	Region	England
% of FP17s for the same patient ID Re-attending within 3 months - Children	1	68	1.5%	12.9%	13.3%	12.3%
% of FP17s for the same patient ID Re-attending within 3 months - Adults	15	643	2.3%	17.6%	17.3%	16.7%
% of FP17s for the same patient ID Re-attending between 3 & 9 months - Children	0	68	0.0%	56.2%	58.9%	57.6%
% of FP17s for the same patient ID Re-attending between 3 & 9 months - Adults	12	643	1.9%	49.9%	52.2%	50.1%
% of FP17s for Band 1 Urgent Courses	1	576	0.2%	10.4%	9.2%	9.1%
% of FP17s Relating to Free Repair or Replacements	2	576	0.3%	0.9%	1.0%	0.8%
% of FP17s Relating to Continuations	4	576	0.7%	1.3%	1.4%	1.2%
% of Patients satisfied with the dentistry they have received	0	0	N/A	92.1%	93.1%	92.8%
% of Patients satisfied with the time they had to wait for an appointment	0	0	N/A	88.1%	89.5%	88.7%

* This is based on patients treated on this contract for their most recent course of treatment. Figures in italics indicate the base number of FP17s or Patient Questionnaire responses are less than 100. N/A is shown where the base number of responses is less than 10 during the period. % is calculated as Quantity/Base number*100

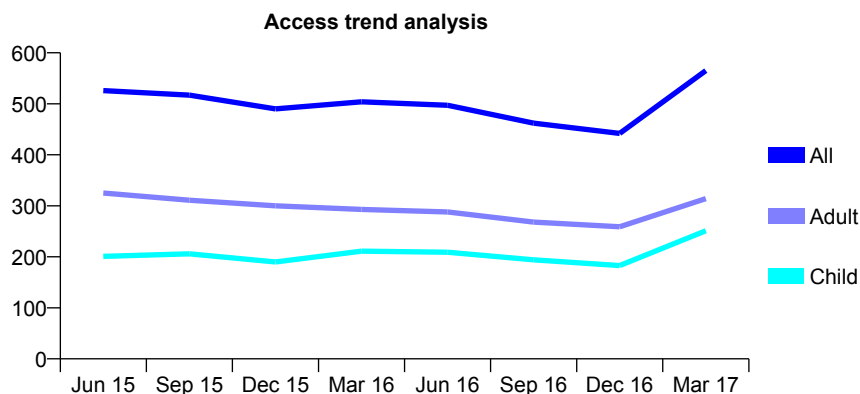
Q46 - Vital Signs At a Glance Contract Report for 632015/0001 - Year end March 2017

Name or company name	Harrison/Kapenda
Contract type name	GDS Contract
Purpose of contract	General
Contract start date	01/04/2006
Contract end date	

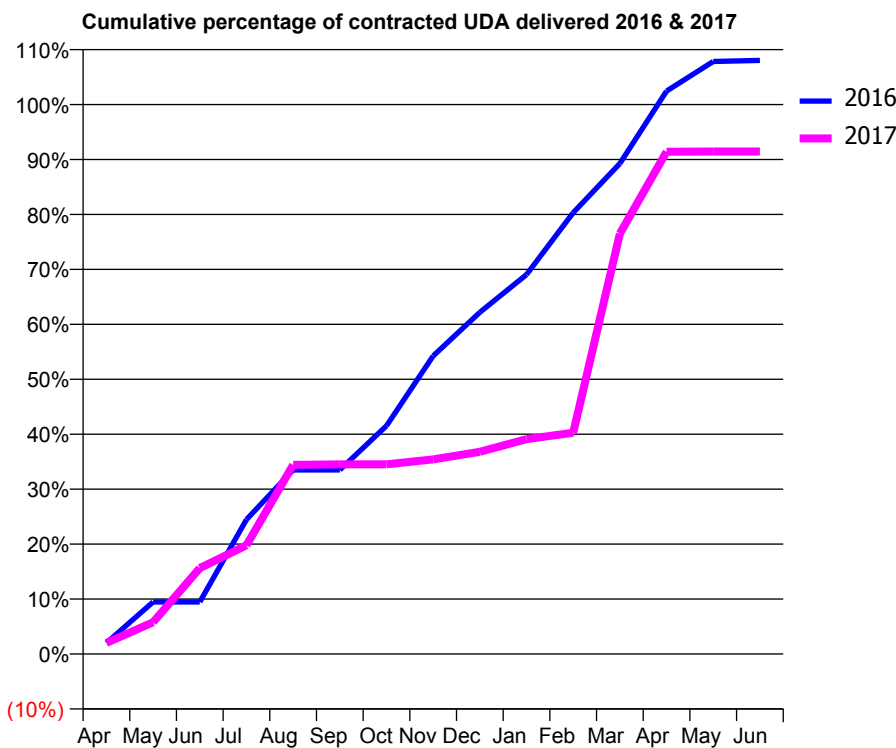
16/17 Contracted general activity (UDA)	1,880
Carry forward general activity (UDA)	-38
16/17 Contracted orthodontic activity (UOA)	0
Carry forward orthodontic activity (UOA)	0
Baseline contract value	£52,224.59

ACCESS*

Patients seen in 24 months	Total	Change since previous quarter
Quarter ending March 2016	504	
Quarter ending June 2016	497	↓
Quarter ending September 2016	462	↓
Quarter ending December 2016	442	↓
Quarter ending March 2017	565	↑
Variance since March 2016	12.1%	↑



ACTIVITY



Month	Adjusted Scheduled Activity (UDA)	
	2016	2017
April	38	38
May	178	109
June	178	294
July	460	372
August	630	647
September	630	649
October	781	649
November	1,020	666
December	1,169	692
January	1,298	735
February	1,510	757
March	1,678	1,438
April	1,926	1,718
May	2,027	1,719
June	2,031	1,719

QUALITY

	Quantity	Base Number	Contract	AT	Region	England
% of FP17s for the same patient ID Re-attending within 3 months - Children	10	276	3.6%	12.9%	13.3%	12.3%
% of FP17s for the same patient ID Re-attending within 3 months - Adults	28	324	8.6%	17.6%	17.3%	16.7%
% of FP17s for the same patient ID Re-attending between 3 & 9 months - Children	93	276	33.7%	56.2%	58.9%	57.6%
% of FP17s for the same patient ID Re-attending between 3 & 9 months - Adults	112	324	34.6%	49.9%	52.2%	50.1%
% of FP17s for Band 1 Urgent Courses	21	622	3.4%	10.4%	9.2%	9.1%
% of FP17s Relating to Free Repair or Replacements	0	622	0.0%	0.9%	1.0%	0.8%
% of FP17s Relating to Continuations	1	622	0.2%	1.3%	1.4%	1.2%
% of Patients satisfied with the dentistry they have received	2	2	N/A	92.1%	93.1%	92.8%
% of Patients satisfied with the time they had to wait for an appointment	2	2	N/A	88.1%	89.5%	88.7%

* This is based on patients treated on this contract for their most recent course of treatment. Figures in italics indicate the base number of FP17s or Patient Questionnaire responses are less than 100. N/A is shown where the base number of responses is less than 10 during the period. % is calculated as Quantity/Base number*100

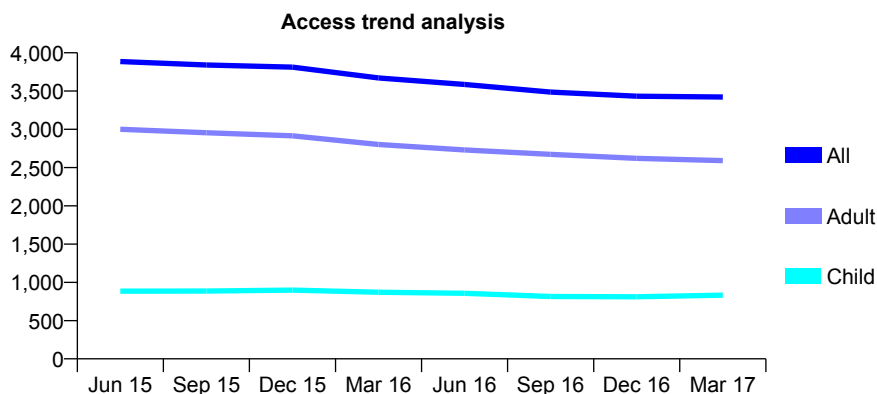
Q46 - Vital Signs At a Glance Contract Report for 632279/0001 - Year end March 2017

Name or company name	Richard Jones and Umar Sharif
Contract type name	GDS Contract
Purpose of contract	General
Contract start date	01/04/2006
Contract end date	

16/17 Contracted general activity (UDA)	12,087
Carry forward general activity (UDA)	95
16/17 Contracted orthodontic activity (UOA)	0
Carry forward orthodontic activity (UOA)	0
Baseline contract value	£405,624.04

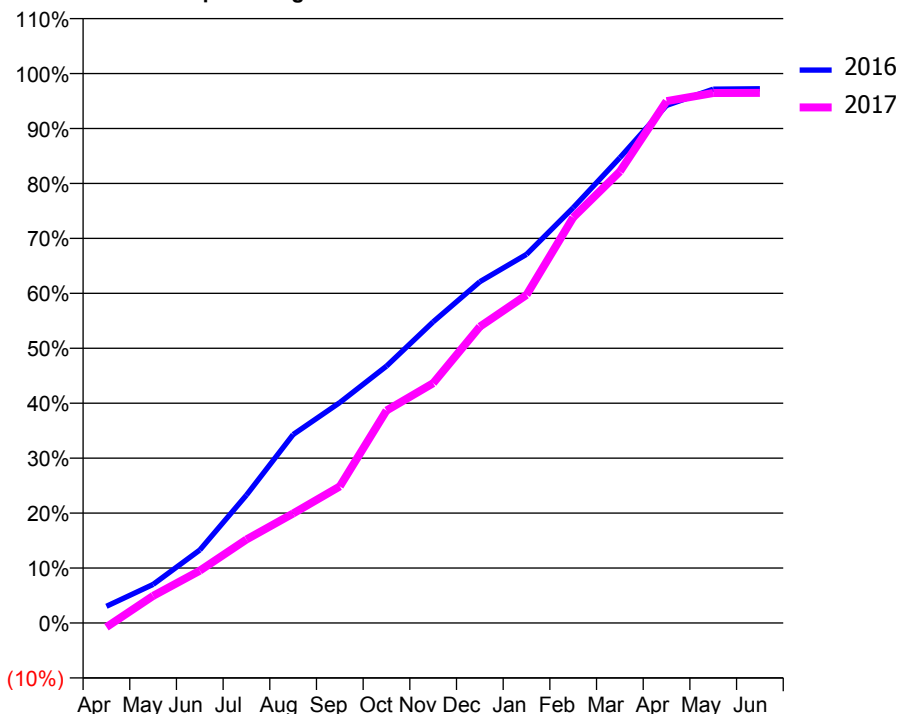
ACCESS*

Patients seen in 24 months	Total	Change since previous quarter
Quarter ending March 2016	3,672	
Quarter ending June 2016	3,586	↓
Quarter ending September 2016	3,486	↓
Quarter ending December 2016	3,432	↓
Quarter ending March 2017	3,423	→
Variance since March 2016	(6.8%)	↓



ACTIVITY

Cumulative percentage of contracted UDA delivered 2016 & 2017



QUALITY

	Quantity	Base Number	Contract	AT	Region	England
% of FP17s for the same patient ID Re-attending within 3 months - Children	102	881	11.6%	12.9%	13.3%	12.3%
% of FP17s for the same patient ID Re-attending within 3 months - Adults	1,060	3,316	32.0%	17.6%	17.3%	16.7%
% of FP17s for the same patient ID Re-attending between 3 & 9 months - Children	228	881	25.9%	56.2%	58.9%	57.6%
% of FP17s for the same patient ID Re-attending between 3 & 9 months - Adults	854	3,316	25.8%	49.9%	52.2%	50.1%
% of FP17s for Band 1 Urgent Courses	630	4,242	14.9%	10.4%	9.2%	9.1%
% of FP17s Relating to Free Repair or Replacements	66	4,242	1.6%	0.9%	1.0%	0.8%
% of FP17s Relating to Continuations	176	4,242	4.1%	1.3%	1.4%	1.2%
% of Patients satisfied with the dentistry they have received	4	4	N/A	92.1%	93.1%	92.8%
% of Patients satisfied with the time they had to wait for an appointment	4	4	N/A	88.1%	89.5%	88.7%

* This is based on patients treated on this contract for their most recent course of treatment. Figures in italics indicate the base number of FP17s or Patient Questionnaire responses are less than 100. N/A is shown where the base number of responses is less than 10 during the period. % is calculated as Quantity/Base number*100

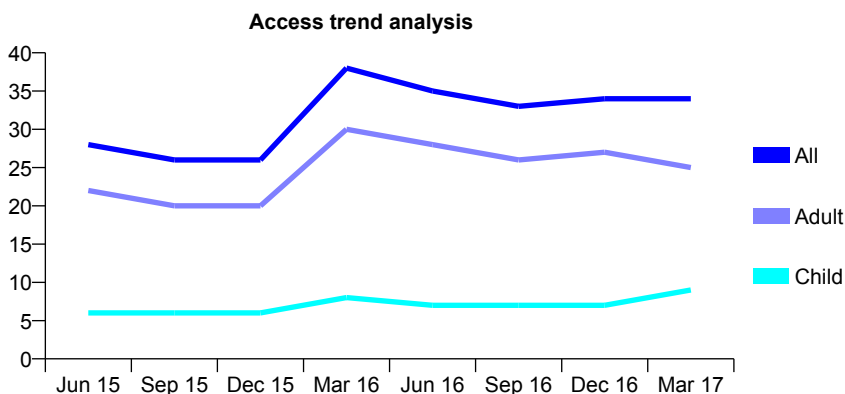
Q46 - Vital Signs At a Glance Contract Report for 632686/0001 - Year end March 2017

Name or company name	MR M HAFFNER
Contract type name	GDS Contract
Purpose of contract	General
Contract start date	01/04/2006
Contract end date	

16/17 Contracted general activity (UDA)	100
Carry forward general activity (UDA)	0
16/17 Contracted orthodontic activity (UOA)	0
Carry forward orthodontic activity (UOA)	0
Baseline contract value	£1,908.81

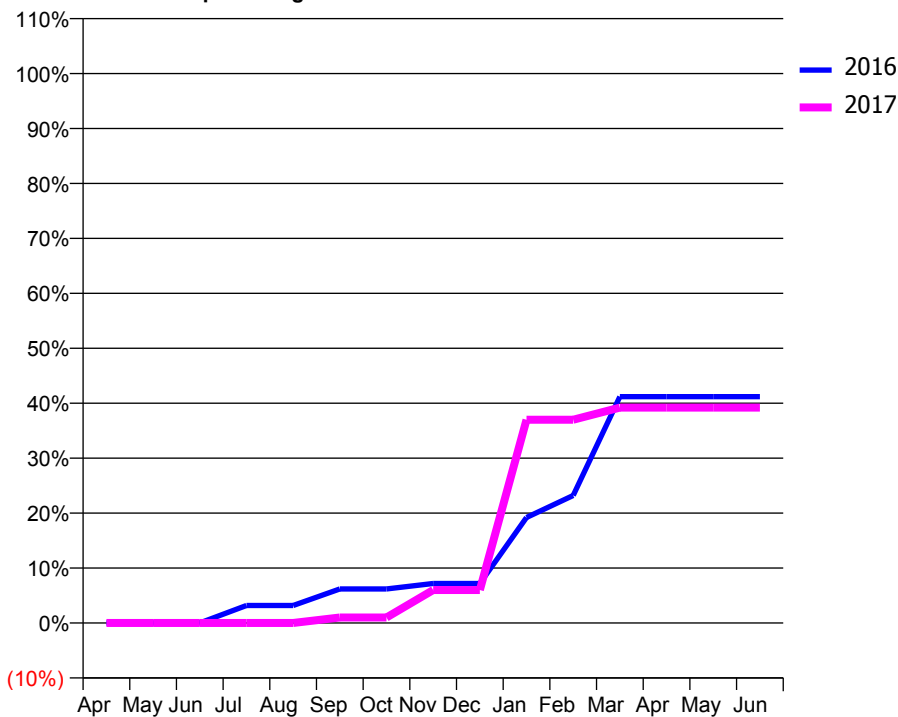
ACCESS*

Patients seen in 24 months	Total	Change since previous quarter
Quarter ending March 2016	38	
Quarter ending June 2016	35	↓
Quarter ending September 2016	33	↓
Quarter ending December 2016	34	↑
Quarter ending March 2017	34	→
Variance since March 2016	(10.5%)	↓



ACTIVITY

Cumulative percentage of contracted UDA delivered 2016 & 2017



Month	Adjusted Scheduled Activity (UDA)	
	2016	2017
April	0	0
May	0	0
June	0	0
July	3	0
August	3	0
September	6	1
October	6	1
November	7	6
December	7	6
January	19	37
February	23	37
March	41	39
April	41	39
May	41	39
June	41	39

QUALITY

	Quantity	Base Number	Contract	AT	Region	England
% of FP17s for the same patient ID Re-attending within 3 months - Children	0	7	0.0%	12.9%	13.3%	12.3%
% of FP17s for the same patient ID Re-attending within 3 months - Adults	1	23	4.3%	17.6%	17.3%	16.7%
% of FP17s for the same patient ID Re-attending between 3 & 9 months - Children	1	7	14.3%	56.2%	58.9%	57.6%
% of FP17s for the same patient ID Re-attending between 3 & 9 months - Adults	9	23	39.1%	49.9%	52.2%	50.1%
% of FP17s for Band 1 Urgent Courses	1	20	5.0%	10.4%	9.2%	9.1%
% of FP17s Relating to Free Repair or Replacements	0	20	0.0%	0.9%	1.0%	0.8%
% of FP17s Relating to Continuations	0	20	0.0%	1.3%	1.4%	1.2%
% of Patients satisfied with the dentistry they have received	0	0	N/A	92.1%	93.1%	92.8%
% of Patients satisfied with the time they had to wait for an appointment	0	0	N/A	88.1%	89.5%	88.7%

* This is based on patients treated on this contract for their most recent course of treatment. Figures in italics indicate the base number of FP17s or Patient Questionnaire responses are less than 100. N/A is shown where the base number of responses is less than 10 during the period. % is calculated as Quantity/Base number*100

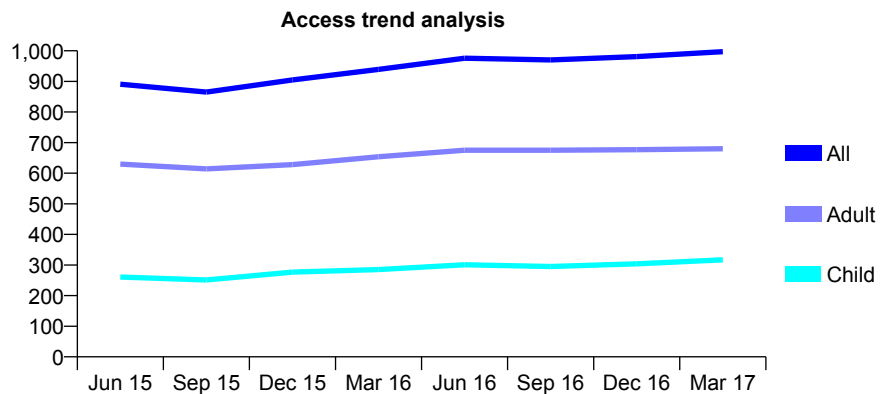
Q46 - Vital Signs At a Glance Contract Report for 635529/0001 - Year end March 2017

Name or company name	MR DI LLEWELLYN
Contract type name	GDS Contract
Purpose of contract	General
Contract start date	01/04/2006
Contract end date	

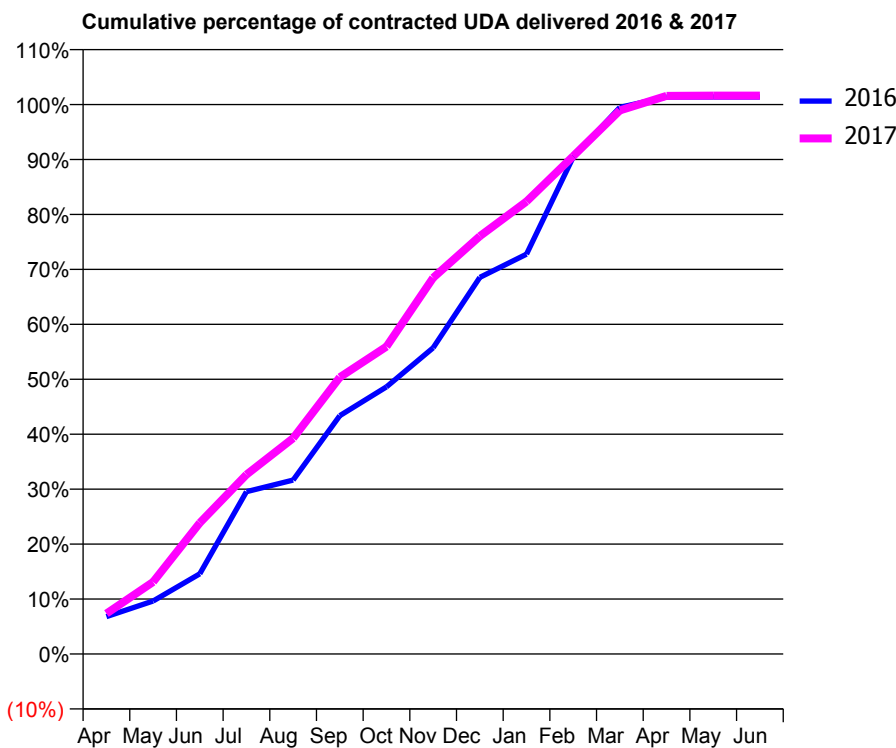
16/17 Contracted general activity (UDA)	3,000
Carry forward general activity (UDA)	-41
16/17 Contracted orthodontic activity (UOA)	0
Carry forward orthodontic activity (UOA)	0
Baseline contract value	£97,137.27

ACCESS*

Patients seen in 24 months	Total	Change since previous quarter
Quarter ending March 2016	939	
Quarter ending June 2016	976	↑
Quarter ending September 2016	970	→
Quarter ending December 2016	981	→
Quarter ending March 2017	997	→
Variance since March 2016	6.2%	↑



ACTIVITY



Month	Adjusted Scheduled Activity (UDA)	
	2016	2017
April	204	221
May	290	393
June	438	716
July	886	980
August	950	1,179
September	1,302	1,511
October	1,459	1,678
November	1,672	2,054
December	2,056	2,281
January	2,183	2,470
February	2,713	2,718
March	2,985	2,967
April	3,041	3,047
May	3,041	3,049
June	3,041	3,049

QUALITY

	Quantity	Base Number	Contract	AT	Region	England
% of FP17s for the same patient ID Re-attending within 3 months - Children	39	447	8.7%	12.9%	13.3%	12.3%
% of FP17s for the same patient ID Re-attending within 3 months - Adults	135	735	18.4%	17.6%	17.3%	16.7%
% of FP17s for the same patient ID Re-attending between 3 & 9 months - Children	237	447	53.0%	56.2%	58.9%	57.6%
% of FP17s for the same patient ID Re-attending between 3 & 9 months - Adults	219	735	29.8%	49.9%	52.2%	50.1%
% of FP17s for Band 1 Urgent Courses	64	1,188	5.4%	10.4%	9.2%	9.1%
% of FP17s Relating to Free Repair or Replacements	0	1,188	0.0%	0.9%	1.0%	0.8%
% of FP17s Relating to Continuations	12	1,188	1.0%	1.3%	1.4%	1.2%
% of Patients satisfied with the dentistry they have received	1	1	N/A	92.1%	93.1%	92.8%
% of Patients satisfied with the time they had to wait for an appointment	1	1	N/A	88.1%	89.5%	88.7%

* This is based on patients treated on this contract for their most recent course of treatment. Figures in italics indicate the base number of FP17s or Patient Questionnaire responses are less than 100. N/A is shown where the base number of responses is less than 10 during the period. % is calculated as Quantity/Base number*100

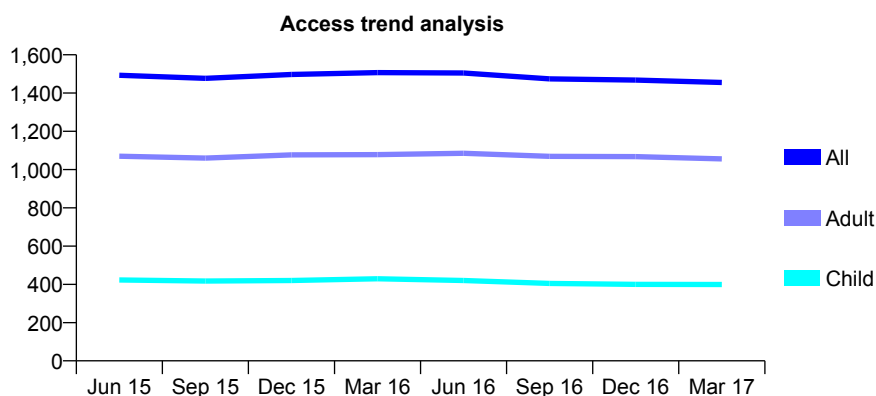
Q46 - Vital Signs At a Glance Contract Report for 638927/0001 - Year end March 2017

Name or company name	MR IA MIRZA
Contract type name	GDS Contract
Purpose of contract	General
Contract start date	01/04/2006
Contract end date	

16/17 Contracted general activity (UDA)	6,277
Carry forward general activity (UDA)	-126
16/17 Contracted orthodontic activity (UOA)	0
Carry forward orthodontic activity (UOA)	0
Baseline contract value	£199,615.48

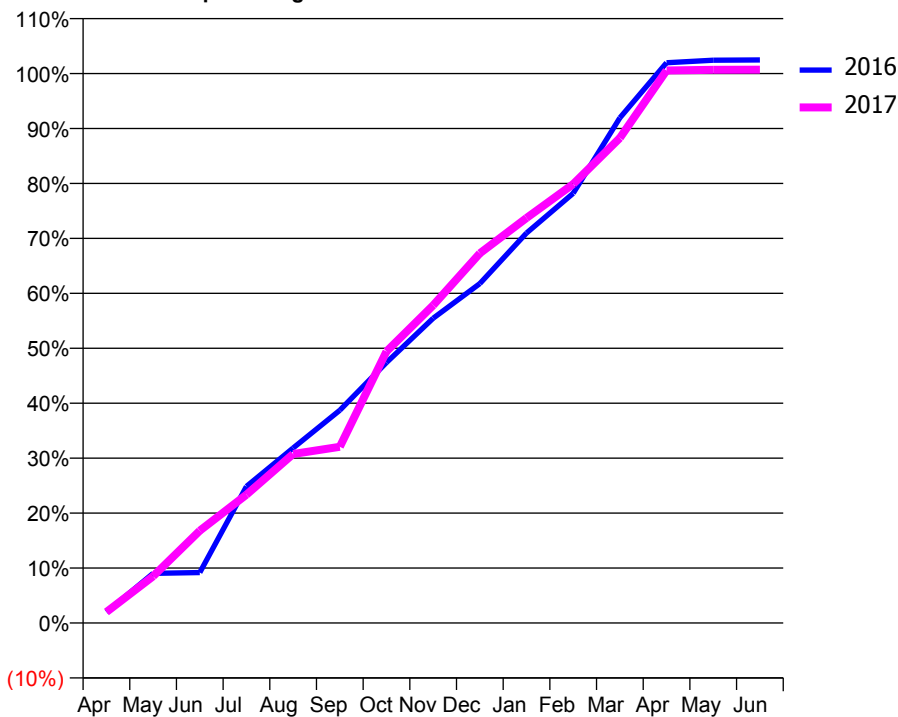
ACCESS*

Patients seen in 24 months	Total	Change since previous quarter
Quarter ending March 2016	1,507	
Quarter ending June 2016	1,505	→
Quarter ending September 2016	1,474	↓
Quarter ending December 2016	1,468	→
Quarter ending March 2017	1,455	→
Variance since March 2016	(3.5%)	↓



ACTIVITY

Cumulative percentage of contracted UDA delivered 2016 & 2017



Adjusted Scheduled Activity (UDA)

Month	2016	2017
April	126	126
May	567	534
June	576	1,054
July	1,560	1,465
August	2,000	1,930
September	2,430	2,014
October	2,976	3,102
November	3,482	3,629
December	3,877	4,223
January	4,455	4,627
February	4,909	5,014
March	5,771	5,540
April	6,399	6,311
May	6,428	6,319
June	6,431	6,321

QUALITY

	Quantity	Base Number	Contract	AT	Region	England
% of FP17s for the same patient ID Re-attending within 3 months - Children	65	617	10.5%	12.9%	13.3%	12.3%
% of FP17s for the same patient ID Re-attending within 3 months - Adults	396	1,649	24.0%	17.6%	17.3%	16.7%
% of FP17s for the same patient ID Re-attending between 3 & 9 months - Children	372	617	60.3%	56.2%	58.9%	57.6%
% of FP17s for the same patient ID Re-attending between 3 & 9 months - Adults	788	1,649	47.8%	49.9%	52.2%	50.1%
% of FP17s for Band 1 Urgent Courses	238	2,290	10.4%	10.4%	9.2%	9.1%
% of FP17s Relating to Free Repair or Replacements	20	2,290	0.9%	0.9%	1.0%	0.8%
% of FP17s Relating to Continuations	21	2,290	0.9%	1.3%	1.4%	1.2%
% of Patients satisfied with the dentistry they have received	0	0	N/A	92.1%	93.1%	92.8%
% of Patients satisfied with the time they had to wait for an appointment	0	0	N/A	88.1%	89.5%	88.7%

* This is based on patients treated on this contract for their most recent course of treatment. Figures in italics indicate the base number of FP17s or Patient Questionnaire responses are less than 100. N/A is shown where the base number of responses is less than 10 during the period. % is calculated as Quantity/Base number*100

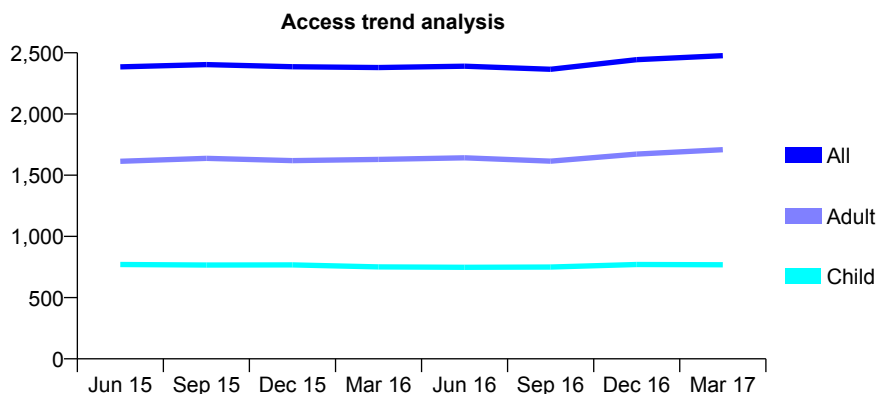
Q46 - Vital Signs At a Glance Contract Report for 639125/0001 - Year end March 2017

Name or company name	MR ND SLATTERY
Contract type name	GDS Contract
Purpose of contract	General
Contract start date	01/04/2006
Contract end date	

16/17 Contracted general activity (UDA)	9,042
Carry forward general activity (UDA)	-181
16/17 Contracted orthodontic activity (UOA)	0
Carry forward orthodontic activity (UOA)	0
Baseline contract value	£401,306.97

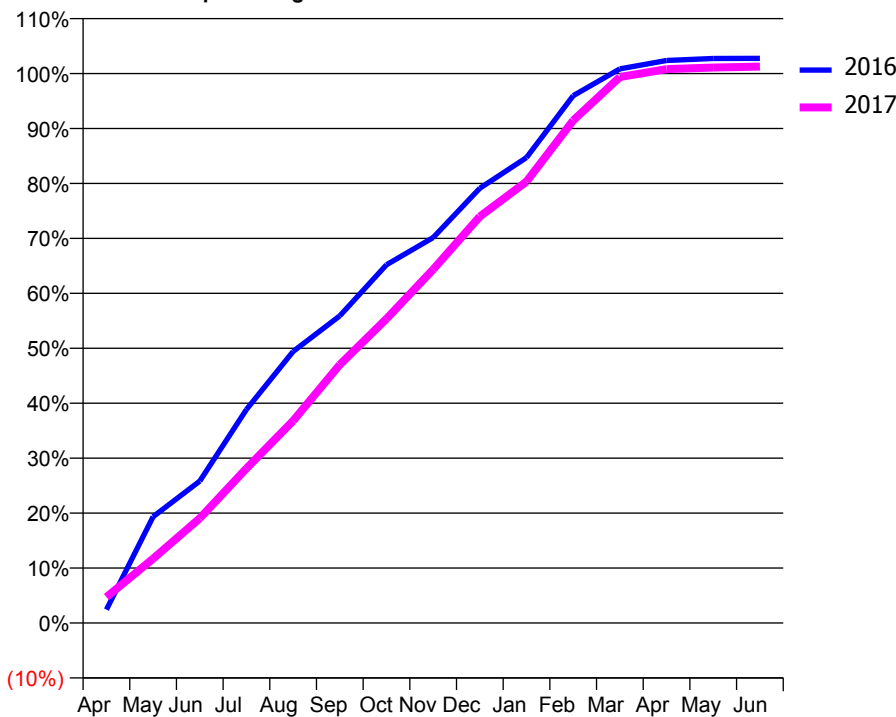
ACCESS*

Patients seen in 24 months	Total	Change since previous quarter
Quarter ending March 2016	2,380	
Quarter ending June 2016	2,390	→
Quarter ending September 2016	2,365	↓
Quarter ending December 2016	2,444	↑
Quarter ending March 2017	2,477	→
Variance since March 2016	4.1%	↑



ACTIVITY

Cumulative percentage of contracted UDA delivered 2016 & 2017



Adjusted Scheduled Activity (UDA)

Month	2016	2017
April	220	427
May	1,751	1,059
June	2,336	1,724
July	3,514	2,544
August	4,468	3,327
September	5,053	4,252
October	5,895	5,006
November	6,343	5,818
December	7,153	6,688
January	7,659	7,265
February	8,677	8,270
March	9,119	8,985
April	9,256	9,113
May	9,290	9,140
June	9,291	9,155

QUALITY

	Quantity	Base Number	Contract	AT	Region	England
% of FP17s for the same patient ID Re-attending within 3 months - Children	145	1,457	10.0%	12.9%	13.3%	12.3%
% of FP17s for the same patient ID Re-attending within 3 months - Adults	351	2,585	13.6%	17.6%	17.3%	16.7%
% of FP17s for the same patient ID Re-attending between 3 & 9 months - Children	972	1,457	66.7%	56.2%	58.9%	57.6%
% of FP17s for the same patient ID Re-attending between 3 & 9 months - Adults	1,352	2,585	52.3%	49.9%	52.2%	50.1%
% of FP17s for Band 1 Urgent Courses	54	4,056	1.3%	10.4%	9.2%	9.1%
% of FP17s Relating to Free Repair or Replacements	12	4,056	0.3%	0.9%	1.0%	0.8%
% of FP17s Relating to Continuations	26	4,056	0.6%	1.3%	1.4%	1.2%
% of Patients satisfied with the dentistry they have received	2	2	N/A	92.1%	93.1%	92.8%
% of Patients satisfied with the time they had to wait for an appointment	2	2	N/A	88.1%	89.5%	88.7%

* This is based on patients treated on this contract for their most recent course of treatment. Figures in italics indicate the base number of FP17s or Patient Questionnaire responses are less than 100. N/A is shown where the base number of responses is less than 10 during the period. % is calculated as Quantity/Base number*100

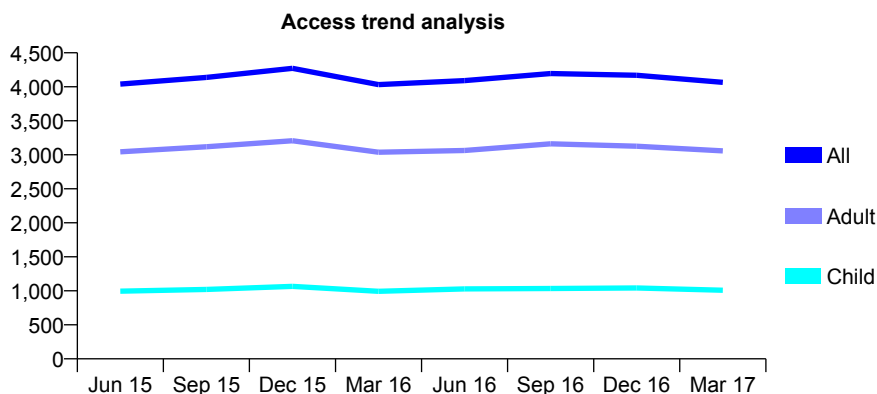
Q46 - Vital Signs At a Glance Contract Report for 643394/0001 - Year end March 2017

Name or company name	MR M GREEN
Contract type name	GDS Contract
Purpose of contract	General
Contract start date	01/04/2006
Contract end date	

16/17 Contracted general activity (UDA)	11,651
Carry forward general activity (UDA)	159
16/17 Contracted orthodontic activity (UOA)	0
Carry forward orthodontic activity (UOA)	0
Baseline contract value	£330,766.49

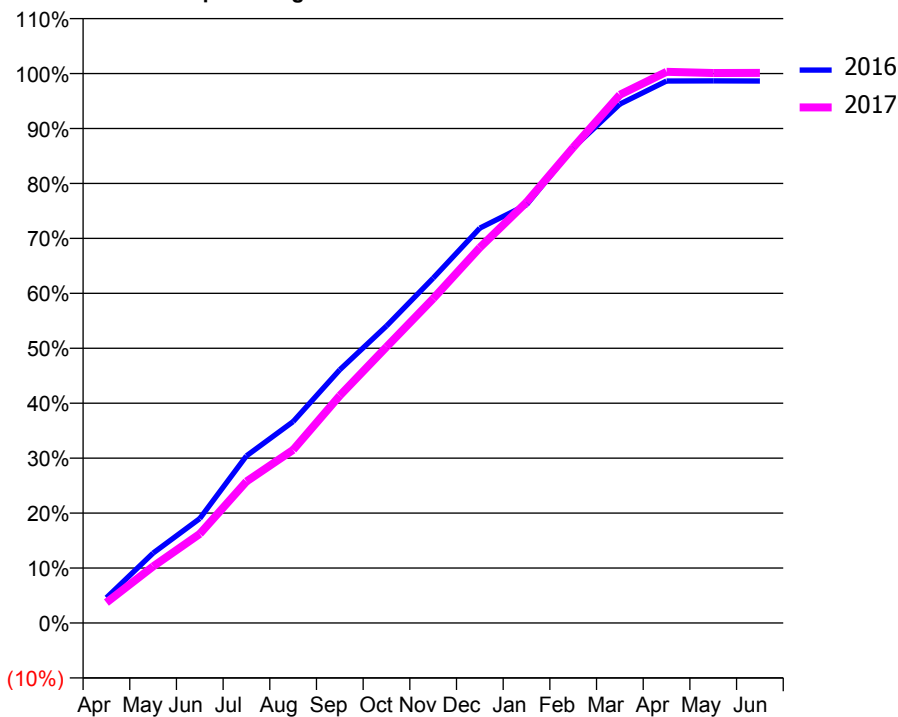
ACCESS*

Patients seen in 24 months	Total	Change since previous quarter
Quarter ending March 2016	4,033	
Quarter ending June 2016	4,092	→
Quarter ending September 2016	4,196	↑
Quarter ending December 2016	4,170	→
Quarter ending March 2017	4,065	↓
Variance since March 2016	0.8%	→



ACTIVITY

Cumulative percentage of contracted UDA delivered 2016 & 2017



Adjusted Scheduled Activity (UDA)

Month	2016	2017
April	535	435
May	1,483	1,201
June	2,216	1,891
July	3,544	3,001
August	4,269	3,670
September	5,371	4,823
October	6,299	5,854
November	7,314	6,879
December	8,374	7,960
January	8,869	8,921
February	10,076	10,084
March	11,004	11,202
April	11,492	11,686
May	11,493	11,662
June	11,492	11,665

QUALITY

	Quantity	Base Number	Contract	AT	Region	England
% of FP17s for the same patient ID Re-attending within 3 months - Children	204	1,995	10.2%	12.9%	13.3%	12.3%
% of FP17s for the same patient ID Re-attending within 3 months - Adults	770	4,498	17.1%	17.6%	17.3%	16.7%
% of FP17s for the same patient ID Re-attending between 3 & 9 months - Children	1,139	1,995	57.1%	56.2%	58.9%	57.6%
% of FP17s for the same patient ID Re-attending between 3 & 9 months - Adults	1,482	4,498	32.9%	49.9%	52.2%	50.1%
% of FP17s for Band 1 Urgent Courses	813	6,495	12.5%	10.4%	9.2%	9.1%
% of FP17s Relating to Free Repair or Replacements	36	6,495	0.6%	0.9%	1.0%	0.8%
% of FP17s Relating to Continuations	118	6,495	1.8%	1.3%	1.4%	1.2%
% of Patients satisfied with the dentistry they have received	2	2	N/A	92.1%	93.1%	92.8%
% of Patients satisfied with the time they had to wait for an appointment	2	2	N/A	88.1%	89.5%	88.7%

* This is based on patients treated on this contract for their most recent course of treatment. Figures in italics indicate the base number of FP17s or Patient Questionnaire responses are less than 100. N/A is shown where the base number of responses is less than 10 during the period. % is calculated as Quantity/Base number*100

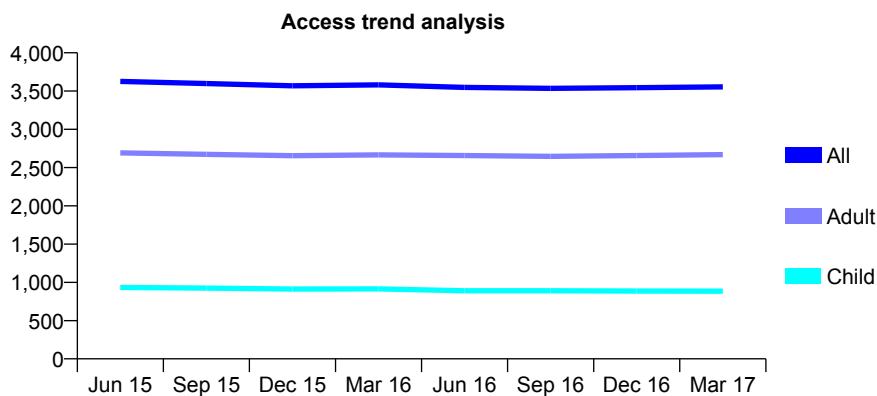
Q46 - Vital Signs At a Glance Contract Report for 643408/0001 - Year end March 2017

Name or company name	MR DP LUSTMAN
Contract type name	GDS Contract
Purpose of contract	General
Contract start date	01/04/2006
Contract end date	

16/17 Contracted general activity (UDA)	11,485
Carry forward general activity (UDA)	78
16/17 Contracted orthodontic activity (UOA)	0
Carry forward orthodontic activity (UOA)	0
Baseline contract value	£283,932.45

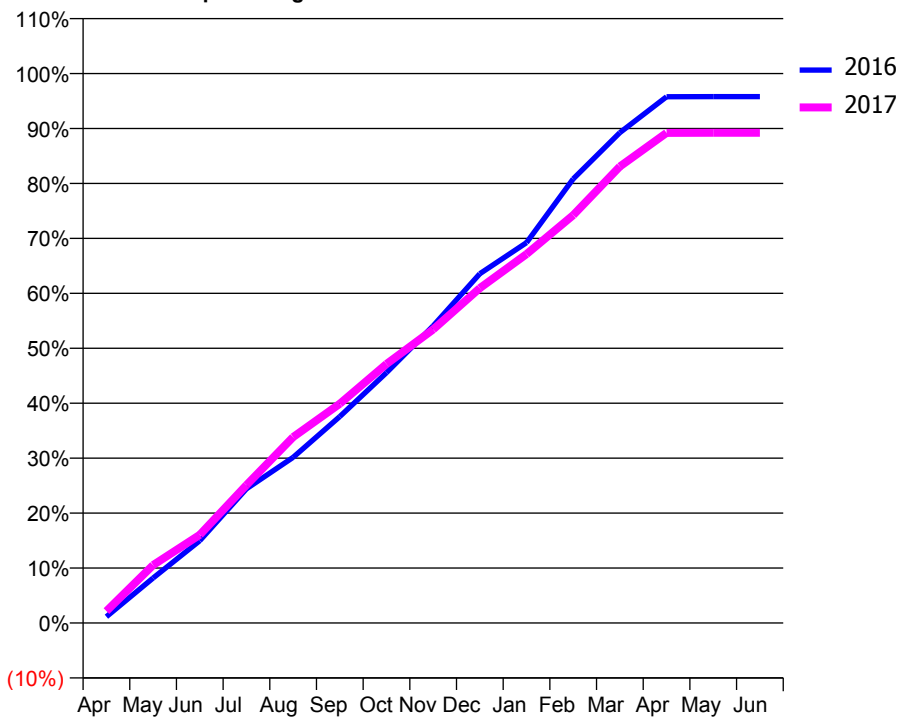
ACCESS*

Patients seen in 24 months	Total	Change since previous quarter
Quarter ending March 2016	3,580	
Quarter ending June 2016	3,547	→
Quarter ending September 2016	3,535	→
Quarter ending December 2016	3,544	→
Quarter ending March 2017	3,554	→
Variance since March 2016	(0.7%)	→



ACTIVITY

Cumulative percentage of contracted UDA delivered 2016 & 2017



Month	Adjusted Scheduled Activity (UDA)	
	2016	2017
April	131	249
May	940	1,211
June	1,720	1,844
July	2,804	2,883
August	3,462	3,887
September	4,317	4,584
October	5,232	5,414
November	6,212	6,137
December	7,302	6,999
January	7,950	7,710
February	9,282	8,524
March	10,249	9,543
April	11,000	10,245
May	11,002	10,246
June	11,002	10,246

QUALITY

	Quantity	Base Number	Contract	AT	Region	England
% of FP17s for the same patient ID Re-attending within 3 months - Children	123	1,394	8.8%	12.9%	13.3%	12.3%
% of FP17s for the same patient ID Re-attending within 3 months - Adults	693	4,162	16.7%	17.6%	17.3%	16.7%
% of FP17s for the same patient ID Re-attending between 3 & 9 months - Children	857	1,394	61.5%	56.2%	58.9%	57.6%
% of FP17s for the same patient ID Re-attending between 3 & 9 months - Adults	2,500	4,162	60.1%	49.9%	52.2%	50.1%
% of FP17s for Band 1 Urgent Courses	425	5,500	7.7%	10.4%	9.2%	9.1%
% of FP17s Relating to Free Repair or Replacements	31	5,500	0.6%	0.9%	1.0%	0.8%
% of FP17s Relating to Continuations	90	5,500	1.6%	1.3%	1.4%	1.2%
% of Patients satisfied with the dentistry they have received	5	5	N/A	92.1%	93.1%	92.8%
% of Patients satisfied with the time they had to wait for an appointment	5	5	N/A	88.1%	89.5%	88.7%

* This is based on patients treated on this contract for their most recent course of treatment. Figures in italics indicate the base number of FP17s or Patient Questionnaire responses are less than 100. N/A is shown where the base number of responses is less than 10 during the period. % is calculated as Quantity/Base number*100

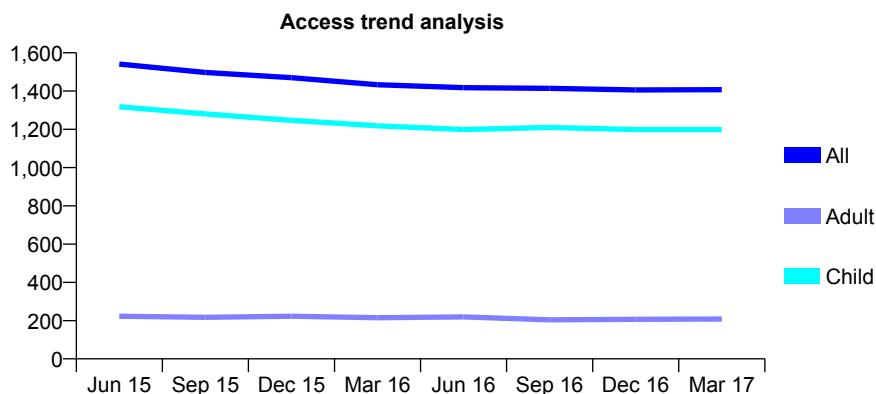
Q46 - Vital Signs At a Glance Contract Report for 643548/0001 - Year end March 2017

Name or company name	MR RW SIMKINS
Contract type name	GDS Contract
Purpose of contract	General
Contract start date	01/04/2006
Contract end date	

16/17 Contracted general activity (UDA)	5,300
Carry forward general activity (UDA)	0
16/17 Contracted orthodontic activity (UOA)	0
Carry forward orthodontic activity (UOA)	0
Baseline contract value	£131,156.80

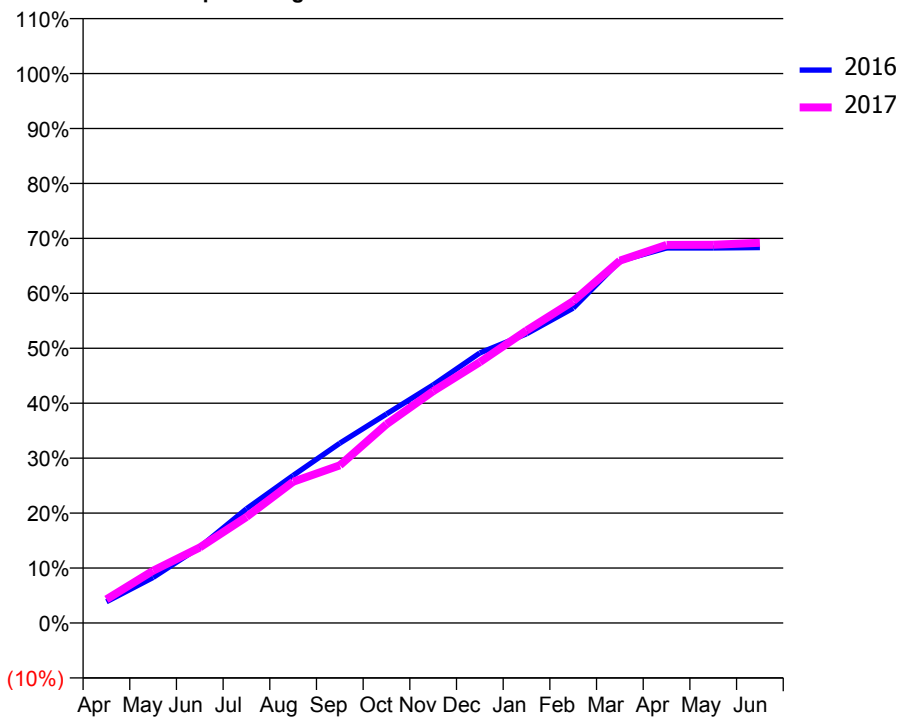
ACCESS*

Patients seen in 24 months	Total	Change since previous quarter
Quarter ending March 2016	1,433	
Quarter ending June 2016	1,418	↓
Quarter ending September 2016	1,414	→
Quarter ending December 2016	1,406	→
Quarter ending March 2017	1,407	→
Variance since March 2016	(1.8%)	↓



ACTIVITY

Cumulative percentage of contracted UDA delivered 2016 & 2017



Month	Adjusted Scheduled Activity (UDA)	
	2016	2017
April	205	229
May	439	505
June	733	729
July	1,101	1,023
August	1,423	1,362
September	1,735	1,521
October	2,016	1,916
November	2,297	2,237
December	2,605	2,516
January	2,789	2,822
February	3,038	3,104
March	3,491	3,495
April	3,618	3,647
May	3,618	3,649
June	3,621	3,668

QUALITY

	Quantity	Base Number	Contract	AT	Region	England
% of FP17s for the same patient ID Re-attending within 3 months - Children	276	2,192	12.6%	12.9%	13.3%	12.3%
% of FP17s for the same patient ID Re-attending within 3 months - Adults	11	84	13.1%	17.6%	17.3%	16.7%
% of FP17s for the same patient ID Re-attending between 3 & 9 months - Children	1,326	2,192	60.5%	56.2%	58.9%	57.6%
% of FP17s for the same patient ID Re-attending between 3 & 9 months - Adults	53	84	63.1%	49.9%	52.2%	50.1%
% of FP17s for Band 1 Urgent Courses	164	2,297	7.1%	10.4%	9.2%	9.1%
% of FP17s Relating to Free Repair or Replacements	0	2,297	0.0%	0.9%	1.0%	0.8%
% of FP17s Relating to Continuations	0	2,297	0.0%	1.3%	1.4%	1.2%
% of Patients satisfied with the dentistry they have received	7	7	N/A	92.1%	93.1%	92.8%
% of Patients satisfied with the time they had to wait for an appointment	6	7	N/A	88.1%	89.5%	88.7%

* This is based on patients treated on this contract for their most recent course of treatment. Figures in italics indicate the base number of FP17s or Patient Questionnaire responses are less than 100. N/A is shown where the base number of responses is less than 10 during the period. % is calculated as Quantity/Base number*100

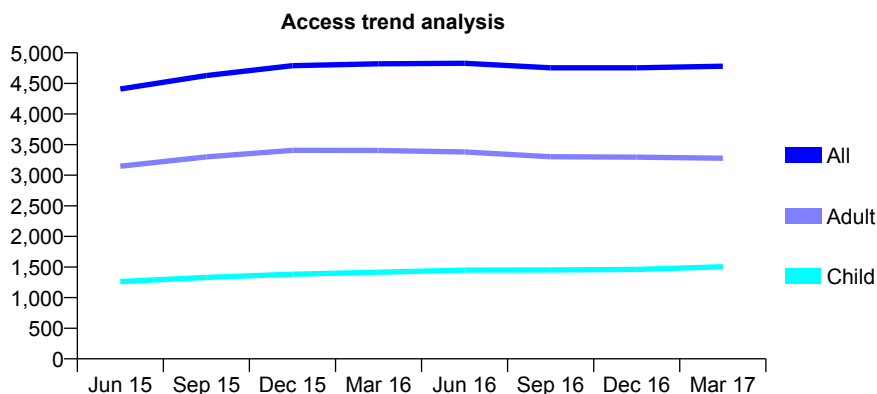
Q46 - Vital Signs At a Glance Contract Report for 643602/0001 - Year end March 2017

Name or company name	MR EF FISHER
Contract type name	GDS Contract
Purpose of contract	General
Contract start date	30/10/2006
Contract end date	

16/17 Contracted general activity (UDA)	15,273
Carry forward general activity (UDA)	0
16/17 Contracted orthodontic activity (UOA)	0
Carry forward orthodontic activity (UOA)	0
Baseline contract value	£390,471.21

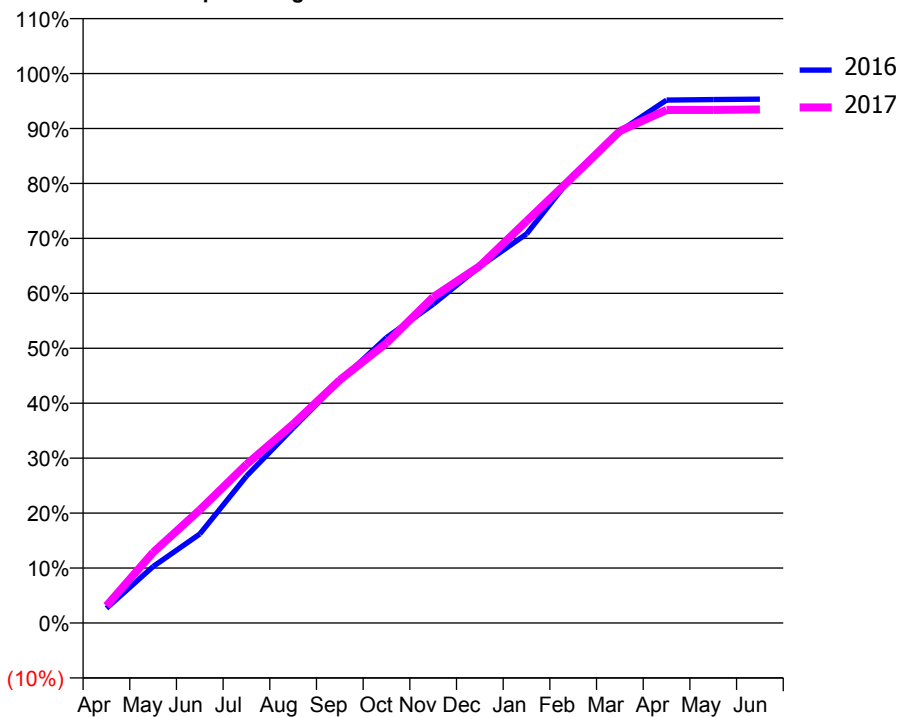
ACCESS*

Patients seen in 24 months	Total	Change since previous quarter
Quarter ending March 2016	4,821	
Quarter ending June 2016	4,829	→
Quarter ending September 2016	4,755	↓
Quarter ending December 2016	4,755	→
Quarter ending March 2017	4,782	→
Variance since March 2016	(0.8%)	→



ACTIVITY

Cumulative percentage of contracted UDA delivered 2016 & 2017



Adjusted Scheduled Activity (UDA)

Month	2016	2017
April	408	475
May	1,570	1,962
June	2,473	3,146
July	4,081	4,407
August	5,421	5,529
September	6,730	6,755
October	7,934	7,781
November	8,859	9,062
December	9,907	9,922
January	10,812	11,170
February	12,454	12,410
March	13,669	13,675
April	14,533	14,261
May	14,548	14,261
June	14,561	14,277

QUALITY

	Quantity	Base Number	Contract	AT	Region	England
% of FP17s for the same patient ID Re-attending within 3 months - Children	202	1,987	10.2%	12.9%	13.3%	12.3%
% of FP17s for the same patient ID Re-attending within 3 months - Adults	1,094	4,539	24.1%	17.6%	17.3%	16.7%
% of FP17s for the same patient ID Re-attending between 3 & 9 months - Children	916	1,987	46.1%	56.2%	58.9%	57.6%
% of FP17s for the same patient ID Re-attending between 3 & 9 months - Adults	1,903	4,539	41.9%	49.9%	52.2%	50.1%
% of FP17s for Band 1 Urgent Courses	1,103	6,458	17.1%	10.4%	9.2%	9.1%
% of FP17s Relating to Free Repair or Replacements	114	6,458	1.8%	0.9%	1.0%	0.8%
% of FP17s Relating to Continuations	210	6,458	3.3%	1.3%	1.4%	1.2%
% of Patients satisfied with the dentistry they have received	2	3	N/A	92.1%	93.1%	92.8%
% of Patients satisfied with the time they had to wait for an appointment	2	3	N/A	88.1%	89.5%	88.7%

* This is based on patients treated on this contract for their most recent course of treatment. Figures in italics indicate the base number of FP17s or Patient Questionnaire responses are less than 100. N/A is shown where the base number of responses is less than 10 during the period. % is calculated as Quantity/Base number*100

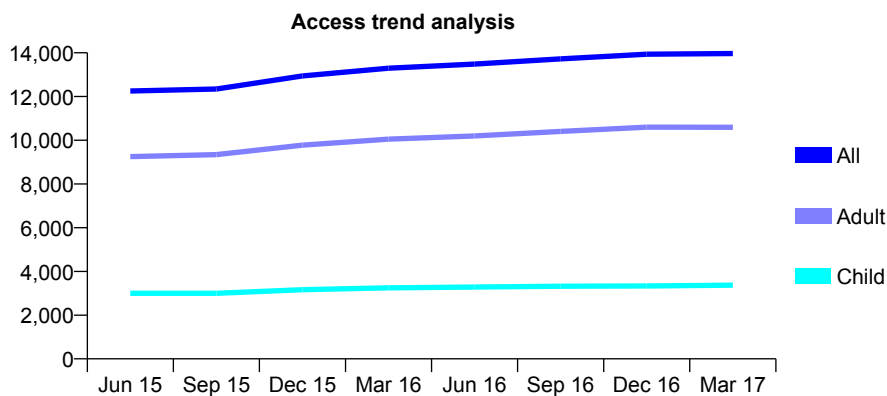
Q46 - Vital Signs At a Glance Contract Report for 649864/0001 - Year end March 2017

Name or company name	MR AH BELL
Contract type name	GDS Contract
Purpose of contract	General
Contract start date	01/04/2006
Contract end date	

16/17 Contracted general activity (UDA)	36,956
Carry forward general activity (UDA)	-667
16/17 Contracted orthodontic activity (UOA)	0
Carry forward orthodontic activity (UOA)	0
Baseline contract value	£1,107,584.66

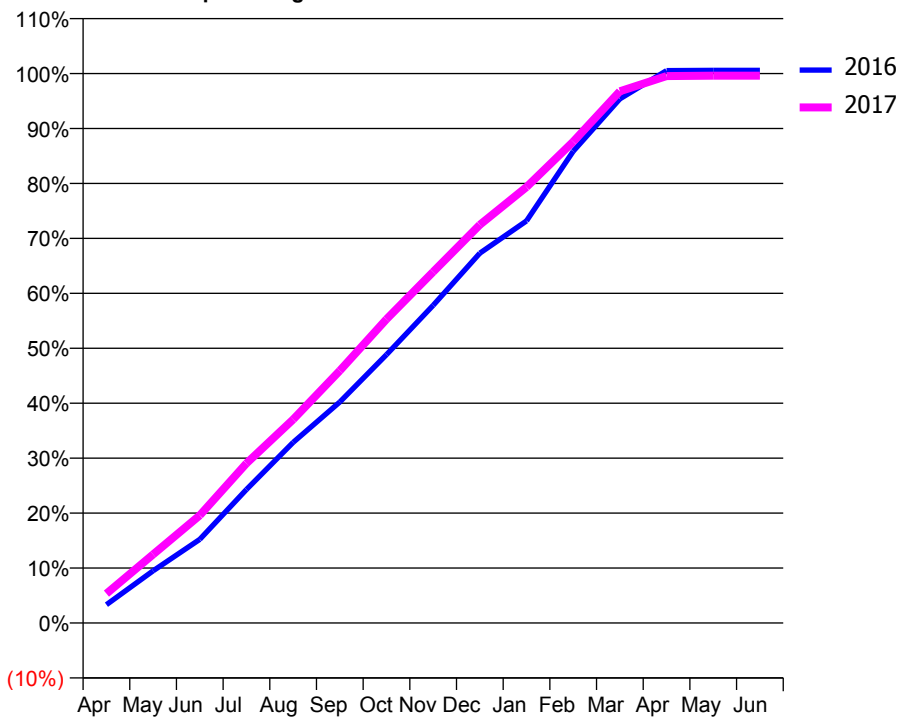
ACCESS*

Patients seen in 24 months	Total	Change since previous quarter
Quarter ending March 2016	13,298	
Quarter ending June 2016	13,486	→
Quarter ending September 2016	13,725	→
Quarter ending December 2016	13,933	→
Quarter ending March 2017	13,968	→
Variance since March 2016	5.0%	↑



ACTIVITY

Cumulative percentage of contracted UDA delivered 2016 & 2017



Adjusted Scheduled Activity (UDA)

Month	2016	2017
April	1,235	1,979
May	3,514	4,615
June	5,627	7,240
July	8,984	10,736
August	12,146	13,688
September	14,868	16,976
October	18,051	20,431
November	21,363	23,619
December	24,871	26,786
January	27,043	29,324
February	31,722	32,370
March	35,253	35,756
April	37,154	36,781
May	37,165	36,810
June	37,168	36,810

QUALITY

	Quantity	Base Number	Contract	AT	Region	England
% of FP17s for the same patient ID Re-attending within 3 months - Children	432	4,840	8.9%	12.9%	13.3%	12.3%
% of FP17s for the same patient ID Re-attending within 3 months - Adults	1,975	14,071	14.0%	17.6%	17.3%	16.7%
% of FP17s for the same patient ID Re-attending between 3 & 9 months - Children	2,434	4,840	50.3%	56.2%	58.9%	57.6%
% of FP17s for the same patient ID Re-attending between 3 & 9 months - Adults	6,402	14,071	45.5%	49.9%	52.2%	50.1%
% of FP17s for Band 1 Urgent Courses	2,066	18,610	11.1%	10.4%	9.2%	9.1%
% of FP17s Relating to Free Repair or Replacements	180	18,610	1.0%	0.9%	1.0%	0.8%
% of FP17s Relating to Continuations	267	18,610	1.4%	1.3%	1.4%	1.2%
% of Patients satisfied with the dentistry they have received	13	15	86.7%	92.1%	93.1%	92.8%
% of Patients satisfied with the time they had to wait for an appointment	15	15	100.0%	88.1%	89.5%	88.7%

* This is based on patients treated on this contract for their most recent course of treatment. Figures in italics indicate the base number of FP17s or Patient Questionnaire responses are less than 100. N/A is shown where the base number of responses is less than 10 during the period. % is calculated as Quantity/Base number*100

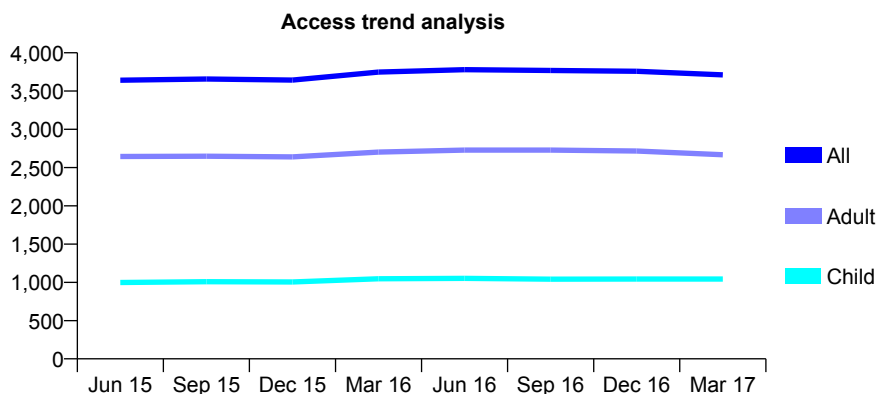
Q46 - Vital Signs At a Glance Contract Report for 653675/0001 - Year end March 2017

Name or company name	MR WA JACK
Contract type name	GDS Contract
Purpose of contract	General
Contract start date	01/04/2006
Contract end date	

16/17 Contracted general activity (UDA)	9,559
Carry forward general activity (UDA)	10
16/17 Contracted orthodontic activity (UOA)	0
Carry forward orthodontic activity (UOA)	0
Baseline contract value	£304,728.25

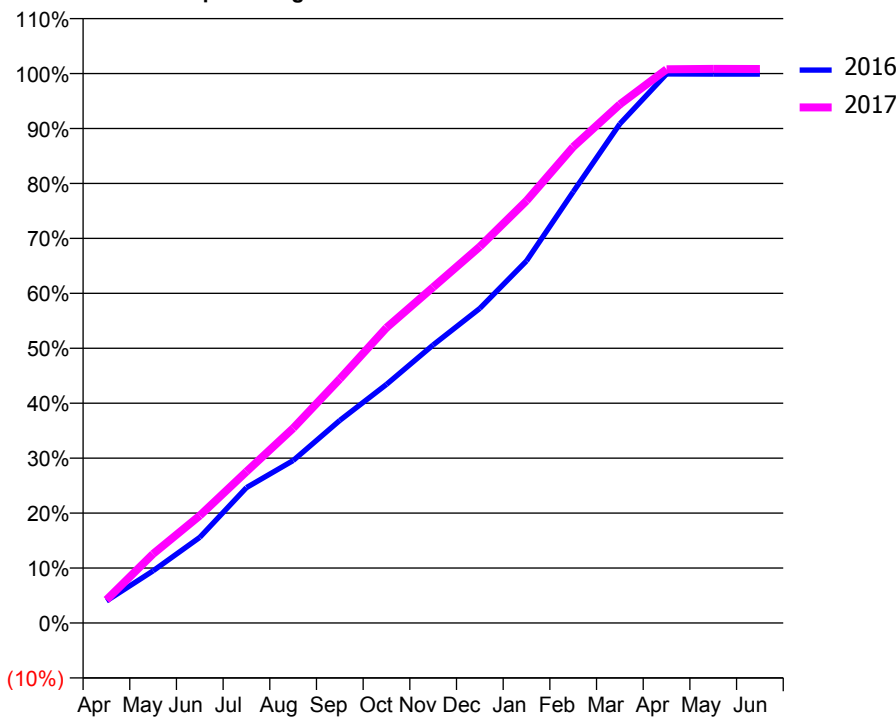
ACCESS*

Patients seen in 24 months	Total	Change since previous quarter
Quarter ending March 2016	3,748	
Quarter ending June 2016	3,779	→
Quarter ending September 2016	3,769	→
Quarter ending December 2016	3,759	→
Quarter ending March 2017	3,712	↓
Variance since March 2016	(1.0%)	→



ACTIVITY

Cumulative percentage of contracted UDA delivered 2016 & 2017



Month	Adjusted Scheduled Activity (UDA)	
	2016	2017
April	384	402
May	907	1,203
June	1,490	1,869
July	2,355	2,635
August	2,826	3,389
September	3,524	4,246
October	4,152	5,137
November	4,838	5,841
December	5,474	6,546
January	6,298	7,346
February	7,500	8,282
March	8,684	9,023
April	9,551	9,634
May	9,549	9,639
June	9,549	9,637

QUALITY

	Quantity	Base Number	Contract	AT	Region	England
% of FP17s for the same patient ID Re-attending within 3 months - Children	205	1,454	14.1%	12.9%	13.3%	12.3%
% of FP17s for the same patient ID Re-attending within 3 months - Adults	901	3,588	25.1%	17.6%	17.3%	16.7%
% of FP17s for the same patient ID Re-attending between 3 & 9 months - Children	703	1,454	48.3%	56.2%	58.9%	57.6%
% of FP17s for the same patient ID Re-attending between 3 & 9 months - Adults	1,310	3,588	36.5%	49.9%	52.2%	50.1%
% of FP17s for Band 1 Urgent Courses	792	4,354	18.2%	10.4%	9.2%	9.1%
% of FP17s Relating to Free Repair or Replacements	69	4,354	1.6%	0.9%	1.0%	0.8%
% of FP17s Relating to Continuations	59	4,354	1.4%	1.3%	1.4%	1.2%
% of Patients satisfied with the dentistry they have received	4	4	N/A	92.1%	93.1%	92.8%
% of Patients satisfied with the time they had to wait for an appointment	4	4	N/A	88.1%	89.5%	88.7%

* This is based on patients treated on this contract for their most recent course of treatment. Figures in italics indicate the base number of FP17s or Patient Questionnaire responses are less than 100. N/A is shown where the base number of responses is less than 10 during the period. % is calculated as Quantity/Base number*100

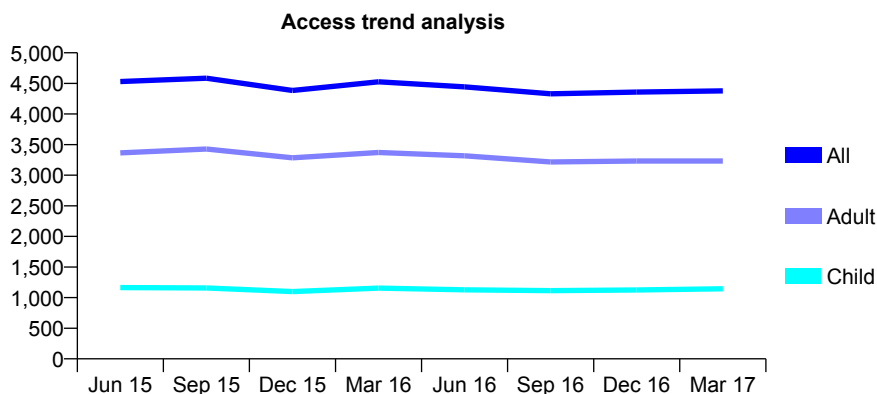
Q46 - Vital Signs At a Glance Contract Report for 654159/0001 - Year end March 2017

Name or company name	MISS SA GREEN
Contract type name	GDS Contract
Purpose of contract	General
Contract start date	01/04/2006
Contract end date	

16/17 Contracted general activity (UDA)	11,993
Carry forward general activity (UDA)	40
16/17 Contracted orthodontic activity (UOA)	0
Carry forward orthodontic activity (UOA)	0
Baseline contract value	£327,787.04

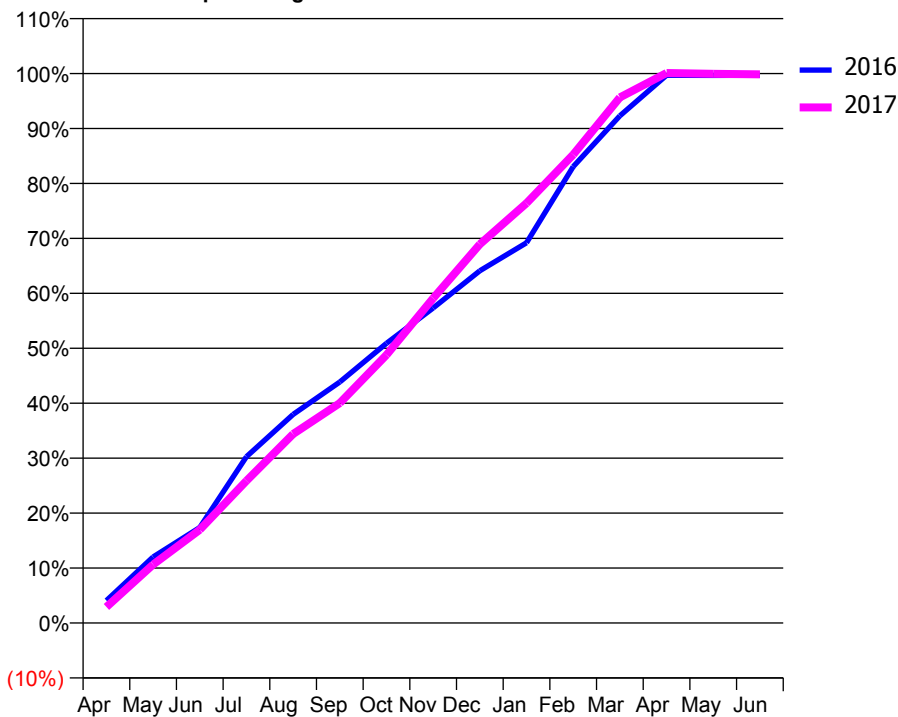
ACCESS*

Patients seen in 24 months	Total	Change since previous quarter
Quarter ending March 2016	4,526	
Quarter ending June 2016	4,443	↓
Quarter ending September 2016	4,331	↓
Quarter ending December 2016	4,358	→
Quarter ending March 2017	4,377	→
Variance since March 2016	(3.3%)	↓



ACTIVITY

Cumulative percentage of contracted UDA delivered 2016 & 2017



Adjusted Scheduled Activity (UDA)

Month	2016	2017
April	502	352
May	1,477	1,276
June	2,133	2,037
July	3,716	3,105
August	4,658	4,125
September	5,383	4,802
October	6,246	5,851
November	7,035	7,089
December	7,868	8,267
January	8,492	9,162
February	10,194	10,224
March	11,327	11,471
April	12,235	12,005
May	12,232	11,985
June	12,233	11,976

QUALITY

	Quantity	Base Number	Contract	AT	Region	England
% of FP17s for the same patient ID Re-attending within 3 months - Children	252	1,847	13.6%	12.9%	13.3%	12.3%
% of FP17s for the same patient ID Re-attending within 3 months - Adults	698	4,337	16.1%	17.6%	17.3%	16.7%
% of FP17s for the same patient ID Re-attending between 3 & 9 months - Children	831	1,847	45.0%	56.2%	58.9%	57.6%
% of FP17s for the same patient ID Re-attending between 3 & 9 months - Adults	1,627	4,337	37.5%	49.9%	52.2%	50.1%
% of FP17s for Band 1 Urgent Courses	729	5,980	12.2%	10.4%	9.2%	9.1%
% of FP17s Relating to Free Repair or Replacements	79	5,980	1.3%	0.9%	1.0%	0.8%
% of FP17s Relating to Continuations	134	5,980	2.2%	1.3%	1.4%	1.2%
% of Patients satisfied with the dentistry they have received	5	5	N/A	92.1%	93.1%	92.8%
% of Patients satisfied with the time they had to wait for an appointment	5	5	N/A	88.1%	89.5%	88.7%

* This is based on patients treated on this contract for their most recent course of treatment. Figures in italics indicate the base number of FP17s or Patient Questionnaire responses are less than 100. N/A is shown where the base number of responses is less than 10 during the period. % is calculated as Quantity/Base number*100

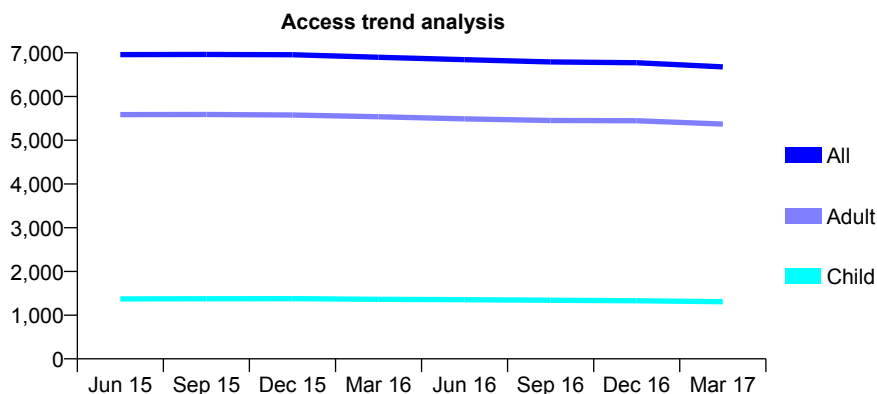
Q46 - Vital Signs At a Glance Contract Report for 654388/0001 - Year end March 2017

Name or company name	MR RJ DUNCALF
Contract type name	GDS Contract
Purpose of contract	General
Contract start date	01/04/2006
Contract end date	

16/17 Contracted general activity (UDA)	18,070
Carry forward general activity (UDA)	-361
16/17 Contracted orthodontic activity (UOA)	0
Carry forward orthodontic activity (UOA)	0
Baseline contract value	£447,947.08

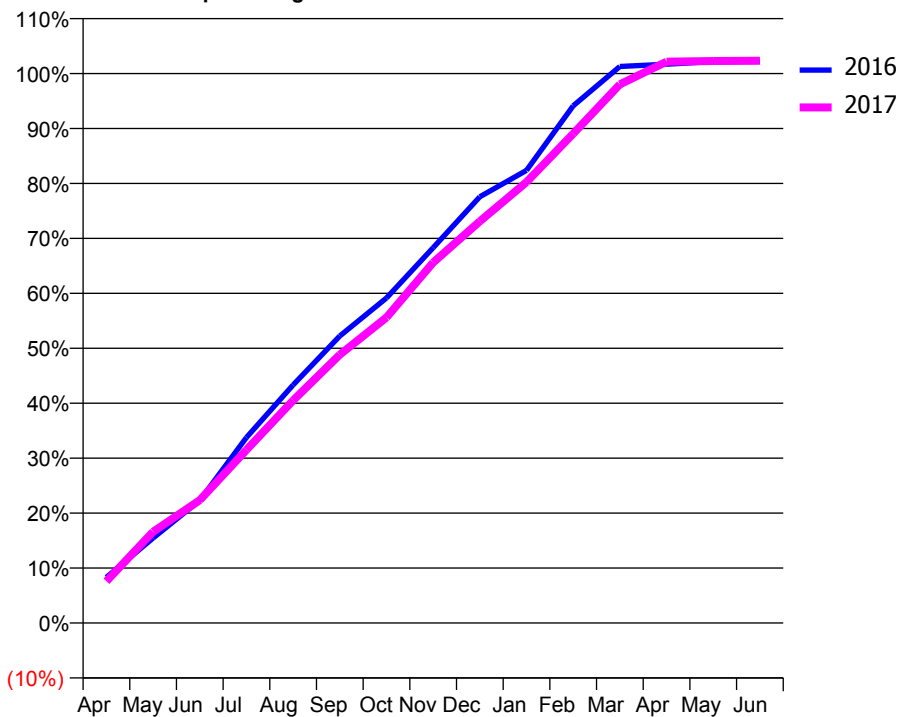
ACCESS*

Patients seen in 24 months	Total	Change since previous quarter
Quarter ending March 2016	6,898	
Quarter ending June 2016	6,844	→
Quarter ending September 2016	6,791	→
Quarter ending December 2016	6,772	→
Quarter ending March 2017	6,679	↓
Variance since March 2016	(3.2%)	↓



ACTIVITY

Cumulative percentage of contracted UDA delivered 2016 & 2017



Month	Adjusted Scheduled Activity (UDA)	
	2016	2017
April	1,501	1,376
May	2,797	3,002
June	4,033	4,040
July	6,101	5,695
August	7,831	7,320
September	9,438	8,825
October	10,689	10,049
November	12,342	11,854
December	14,017	13,210
January	14,886	14,501
February	17,006	16,092
March	18,301	17,711
April	18,376	18,461
May	18,464	18,479
June	18,468	18,491

QUALITY

	Quantity	Base Number	Contract	AT	Region	England
% of FP17s for the same patient ID Re-attending within 3 months - Children	247	1,963	12.6%	12.9%	13.3%	12.3%
% of FP17s for the same patient ID Re-attending within 3 months - Adults	1,497	8,210	18.2%	17.6%	17.3%	16.7%
% of FP17s for the same patient ID Re-attending between 3 & 9 months - Children	1,141	1,963	58.1%	56.2%	58.9%	57.6%
% of FP17s for the same patient ID Re-attending between 3 & 9 months - Adults	4,700	8,210	57.2%	49.9%	52.2%	50.1%
% of FP17s for Band 1 Urgent Courses	1,770	10,425	17.0%	10.4%	9.2%	9.1%
% of FP17s Relating to Free Repair or Replacements	144	10,425	1.4%	0.9%	1.0%	0.8%
% of FP17s Relating to Continuations	275	10,425	2.6%	1.3%	1.4%	1.2%
% of Patients satisfied with the dentistry they have received	10	10	100.0%	92.1%	93.1%	92.8%
% of Patients satisfied with the time they had to wait for an appointment	9	10	90.0%	88.1%	89.5%	88.7%

* This is based on patients treated on this contract for their most recent course of treatment. Figures in italics indicate the base number of FP17s or Patient Questionnaire responses are less than 100. N/A is shown where the base number of responses is less than 10 during the period. % is calculated as Quantity/Base number*100

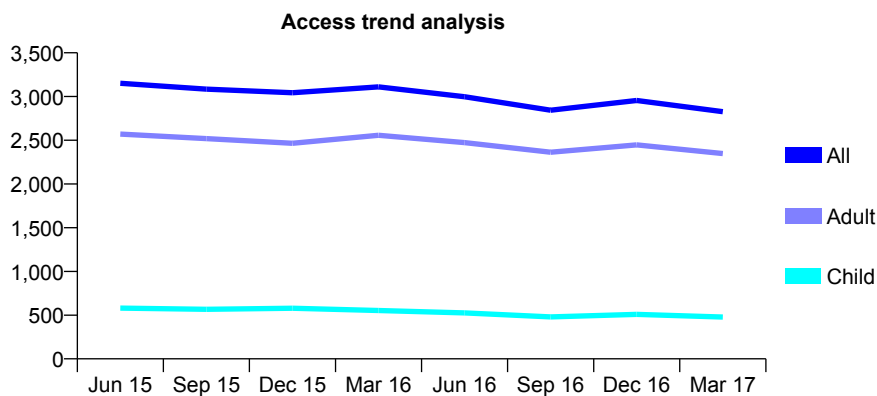
Q46 - Vital Signs At a Glance Contract Report for 656577/0001 - Year end March 2017

Name or company name	MR C CARRE
Contract type name	GDS Contract
Purpose of contract	General
Contract start date	01/04/2006
Contract end date	

16/17 Contracted general activity (UDA)	9,963
Carry forward general activity (UDA)	314
16/17 Contracted orthodontic activity (UOA)	0
Carry forward orthodontic activity (UOA)	0
Baseline contract value	£243,567.99

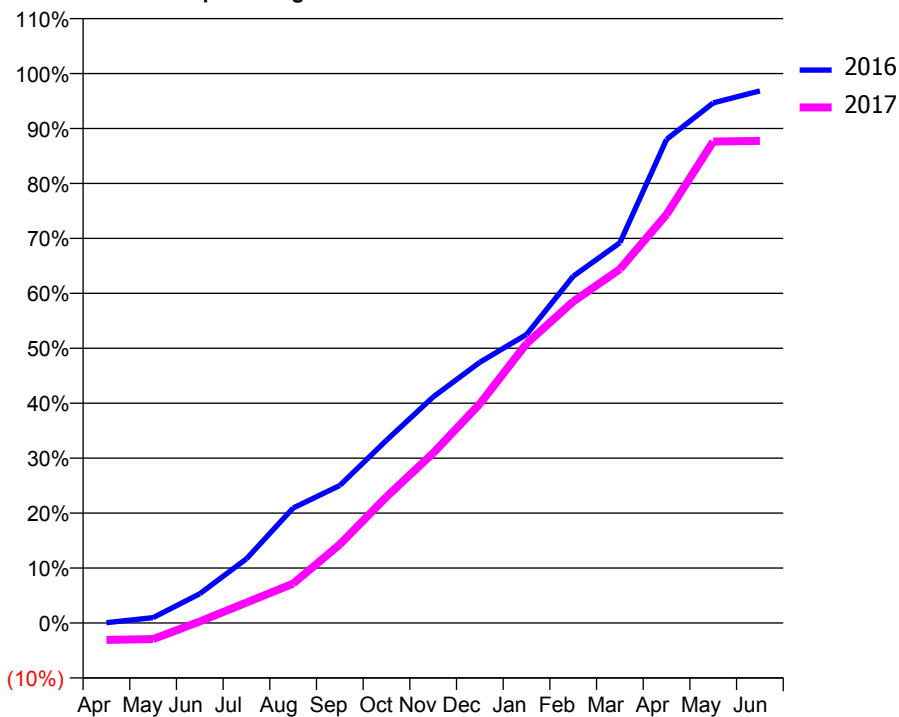
ACCESS*

Patients seen in 24 months	Total	Change since previous quarter
Quarter ending March 2016	3,110	
Quarter ending June 2016	2,998	↓
Quarter ending September 2016	2,843	↓
Quarter ending December 2016	2,955	↑
Quarter ending March 2017	2,826	↓
Variance since March 2016	(9.1%)	↓



ACTIVITY

Cumulative percentage of contracted UDA delivered 2016 & 2017



Month	Adjusted Scheduled Activity (UDA)	
	2016	2017
April	6	-309
May	98	-293
June	531	28
July	1,164	370
August	2,085	716
September	2,495	1,425
October	3,314	2,288
November	4,100	3,081
December	4,727	3,973
January	5,231	5,067
February	6,286	5,827
March	6,893	6,415
April	8,769	7,407
May	9,429	8,729
June	9,649	8,741

QUALITY

	Quantity	Base Number	Contract	AT	Region	England
% of FP17s for the same patient ID Re-attending within 3 months - Children	20	478	4.2%	12.9%	13.3%	12.3%
% of FP17s for the same patient ID Re-attending within 3 months - Adults	506	2,844	17.8%	17.6%	17.3%	16.7%
% of FP17s for the same patient ID Re-attending between 3 & 9 months - Children	126	478	26.4%	56.2%	58.9%	57.6%
% of FP17s for the same patient ID Re-attending between 3 & 9 months - Adults	992	2,844	34.9%	49.9%	52.2%	50.1%
% of FP17s for Band 1 Urgent Courses	99	3,155	3.1%	10.4%	9.2%	9.1%
% of FP17s Relating to Free Repair or Replacements	32	3,155	1.0%	0.9%	1.0%	0.8%
% of FP17s Relating to Continuations	82	3,155	2.6%	1.3%	1.4%	1.2%
% of Patients satisfied with the dentistry they have received	4	4	N/A	92.1%	93.1%	92.8%
% of Patients satisfied with the time they had to wait for an appointment	3	4	N/A	88.1%	89.5%	88.7%

* This is based on patients treated on this contract for their most recent course of treatment. Figures in italics indicate the base number of FP17s or Patient Questionnaire responses are less than 100. N/A is shown where the base number of responses is less than 10 during the period. % is calculated as Quantity/Base number*100

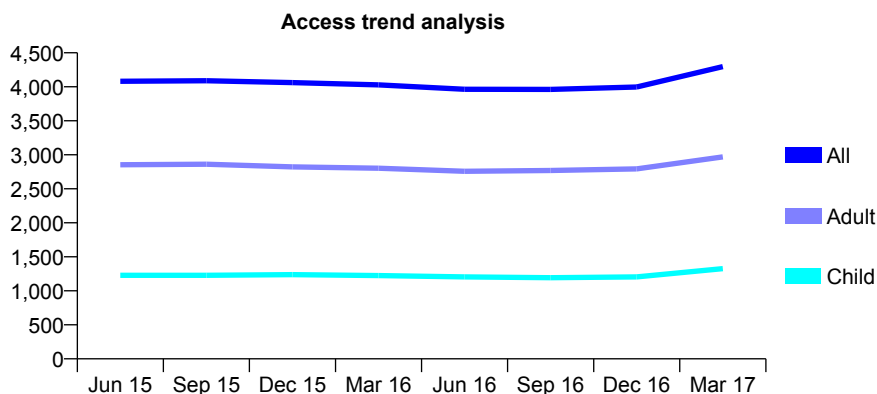
Q46 - Vital Signs At a Glance Contract Report for 676616/0001 - Year end March 2017

Name or company name	MR RJ DORRINGTON
Contract type name	Pilot Contract
Purpose of contract	General and Orthodontic
Contract start date	01/04/2006
Contract end date	

16/17 Contracted general activity (UDA)	13,620
Carry forward general activity (UDA)	0
16/17 Contracted orthodontic activity (UOA)	1,482
Carry forward orthodontic activity (UOA)	0
Baseline contract value	£400,696.34

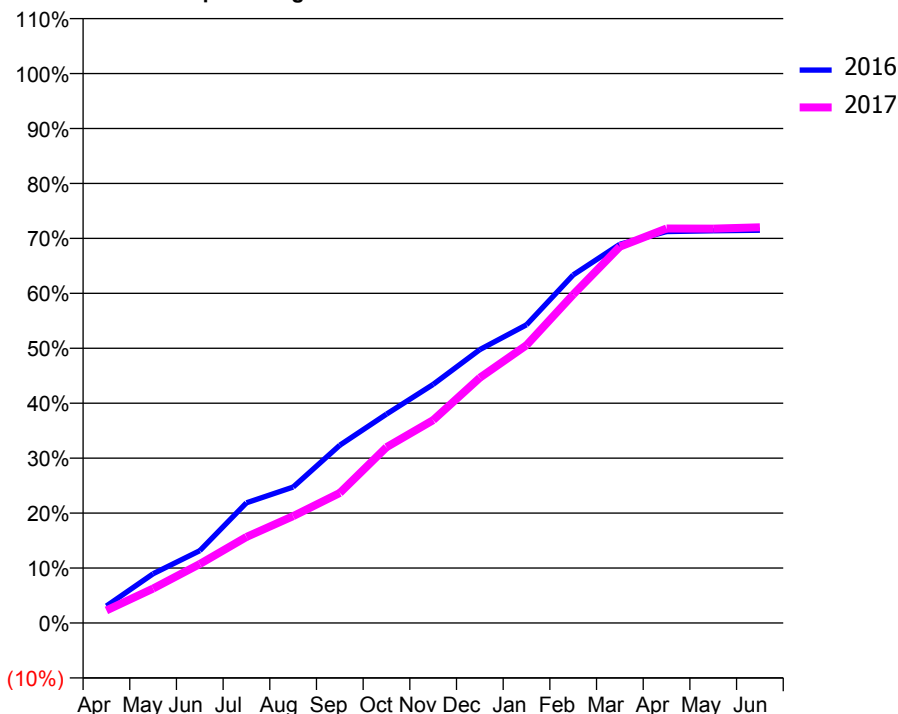
ACCESS*

Patients seen in 24 months	Total	Change since previous quarter
Quarter ending March 2016	4,028	
Quarter ending June 2016	3,963	↓
Quarter ending September 2016	3,962	→
Quarter ending December 2016	3,997	→
Quarter ending March 2017	4,297	↑
Variance since March 2016	6.7%	↑



ACTIVITY

Cumulative percentage of contracted UDA delivered 2016 & 2017



Adjusted Scheduled Activity (UDA)

Month	2016	2017
April	421	311
May	1,221	854
June	1,793	1,462
July	2,978	2,134
August	3,369	2,649
September	4,408	3,223
October	5,177	4,357
November	5,913	5,030
December	6,779	6,081
January	7,391	6,887
February	8,627	8,142
March	9,387	9,329
April	9,701	9,778
May	9,723	9,776
June	9,734	9,809

QUALITY

	Quantity	Base Number	Contract	AT	Region	England
% of FP17s for the same patient ID Re-attending within 3 months - Children	173	1,889	9.2%	12.9%	13.3%	12.3%
% of FP17s for the same patient ID Re-attending within 3 months - Adults	648	3,591	18.0%	17.6%	17.3%	16.7%
% of FP17s for the same patient ID Re-attending between 3 & 9 months - Children	751	1,889	39.8%	56.2%	58.9%	57.6%
% of FP17s for the same patient ID Re-attending between 3 & 9 months - Adults	1,203	3,591	33.5%	49.9%	52.2%	50.1%
% of FP17s for Band 1 Urgent Courses	341	5,274	6.5%	10.4%	9.2%	9.1%
% of FP17s Relating to Free Repair or Replacements	67	5,274	1.3%	0.9%	1.0%	0.8%
% of FP17s Relating to Continuations	28	5,274	0.5%	1.3%	1.4%	1.2%
% of Patients satisfied with the dentistry they have received	15	15	100.0%	92.1%	93.1%	92.8%
% of Patients satisfied with the time they had to wait for an appointment	11	15	73.3%	88.1%	89.5%	88.7%

* This is based on patients treated on this contract for their most recent course of treatment. Figures in italics indicate the base number of FP17s or Patient Questionnaire responses are less than 100. N/A is shown where the base number of responses is less than 10 during the period. % is calculated as Quantity/Base number*100

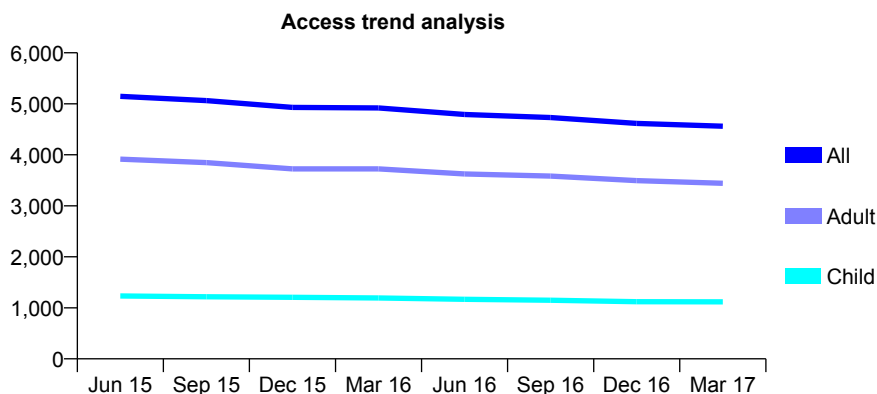
Q46 - Vital Signs At a Glance Contract Report for 678821/0001 - Year end March 2017

Name or company name	MR DB SINGH
Contract type name	GDS Contract
Purpose of contract	General
Contract start date	01/04/2006
Contract end date	

16/17 Contracted general activity (UDA)	16,876
Carry forward general activity (UDA)	-229
16/17 Contracted orthodontic activity (UOA)	0
Carry forward orthodontic activity (UOA)	0
Baseline contract value	£537,727.64

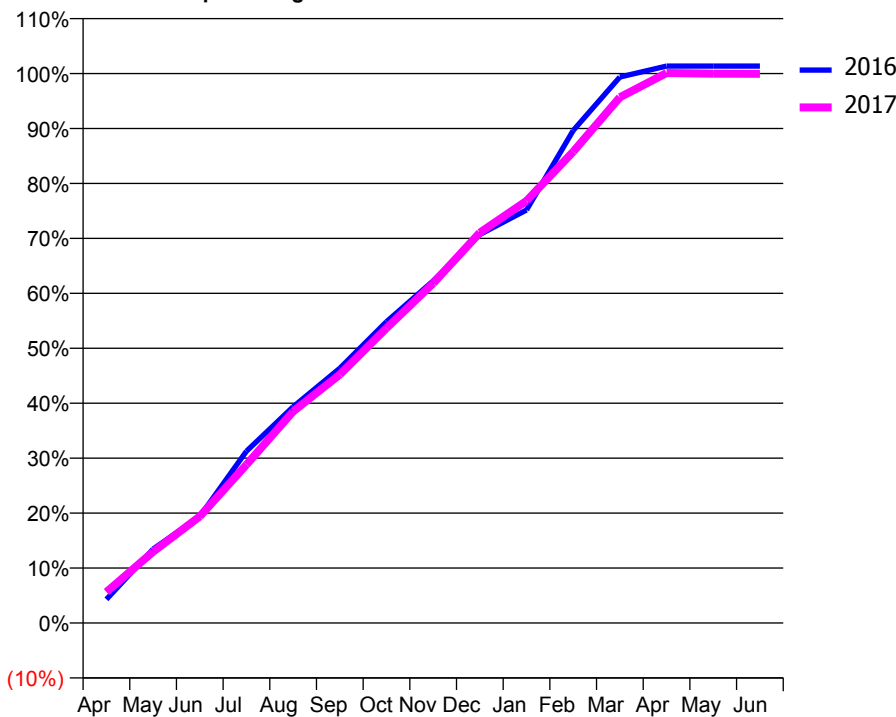
ACCESS*

Patients seen in 24 months	Total	Change since previous quarter
Quarter ending March 2016	4,918	
Quarter ending June 2016	4,792	↓
Quarter ending September 2016	4,732	↓
Quarter ending December 2016	4,615	↓
Quarter ending March 2017	4,560	↓
Variance since March 2016	(7.3%)	↓



ACTIVITY

Cumulative percentage of contracted UDA delivered 2016 & 2017



Adjusted Scheduled Activity (UDA)

Month	2016	2017
April	726	951
May	2,270	2,191
June	3,274	3,274
July	5,278	4,861
August	6,641	6,496
September	7,823	7,633
October	9,255	9,058
November	10,508	10,434
December	11,931	11,990
January	12,685	12,964
February	15,127	14,473
March	16,769	16,147
April	17,103	16,890
May	17,105	16,869
June	17,105	16,868

QUALITY

	Quantity	Base Number	Contract	AT	Region	England
% of FP17s for the same patient ID Re-attending within 3 months - Children	279	1,939	14.4%	12.9%	13.3%	12.3%
% of FP17s for the same patient ID Re-attending within 3 months - Adults	512	4,770	10.7%	17.6%	17.3%	16.7%
% of FP17s for the same patient ID Re-attending between 3 & 9 months - Children	1,146	1,939	59.1%	56.2%	58.9%	57.6%
% of FP17s for the same patient ID Re-attending between 3 & 9 months - Adults	2,764	4,770	57.9%	49.9%	52.2%	50.1%
% of FP17s for Band 1 Urgent Courses	477	6,890	6.9%	10.4%	9.2%	9.1%
% of FP17s Relating to Free Repair or Replacements	22	6,890	0.3%	0.9%	1.0%	0.8%
% of FP17s Relating to Continuations	50	6,890	0.7%	1.3%	1.4%	1.2%
% of Patients satisfied with the dentistry they have received	3	3	N/A	92.1%	93.1%	92.8%
% of Patients satisfied with the time they had to wait for an appointment	3	3	N/A	88.1%	89.5%	88.7%

* This is based on patients treated on this contract for their most recent course of treatment. Figures in italics indicate the base number of FP17s or Patient Questionnaire responses are less than 100. N/A is shown where the base number of responses is less than 10 during the period. % is calculated as Quantity/Base number*100

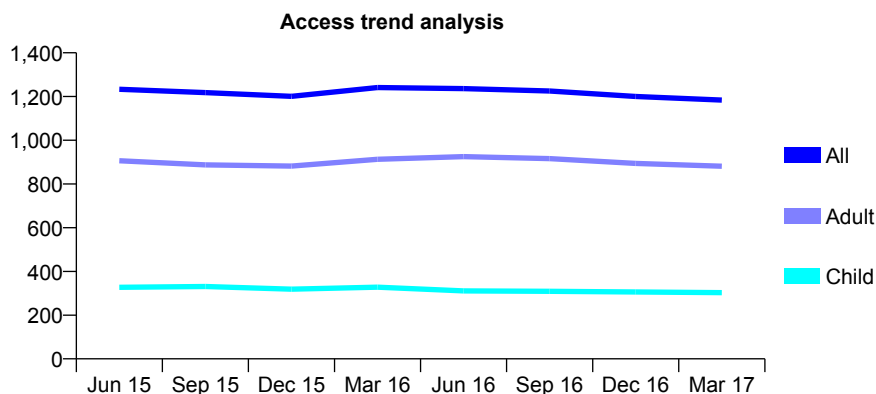
Q46 - Vital Signs At a Glance Contract Report for 679224/0001 - Year end March 2017

Name or company name	MR DR HARROP
Contract type name	GDS Contract
Purpose of contract	General and Orthodontic
Contract start date	01/04/2006
Contract end date	

16/17 Contracted general activity (UDA)	3,916
Carry forward general activity (UDA)	-7
16/17 Contracted orthodontic activity (UOA)	523
Carry forward orthodontic activity (UOA)	0
Baseline contract value	£151,045.26

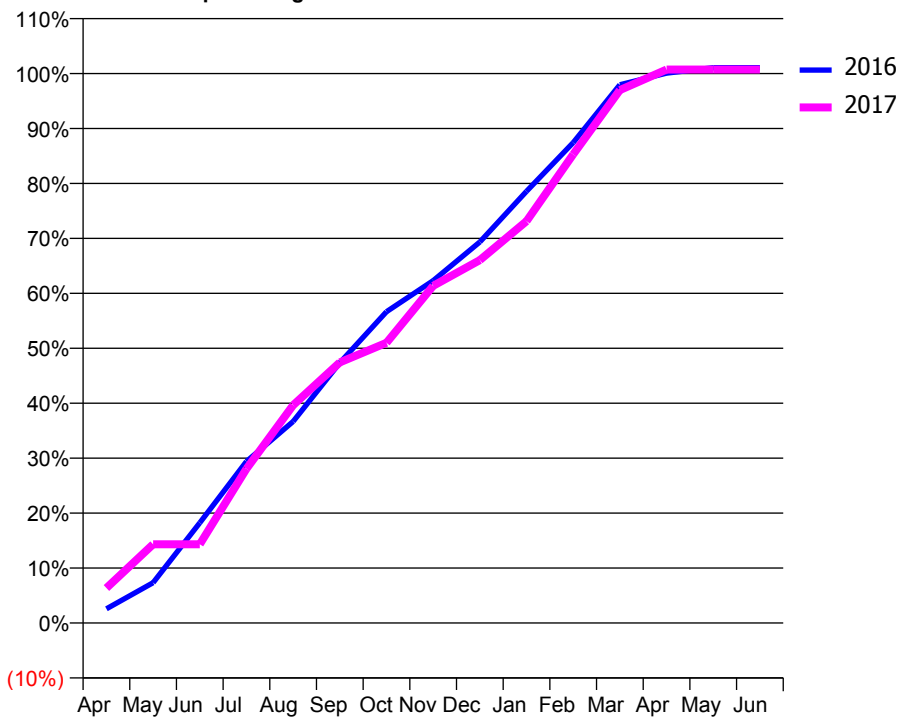
ACCESS*

Patients seen in 24 months	Total	Change since previous quarter
Quarter ending March 2016	1,241	
Quarter ending June 2016	1,236	→
Quarter ending September 2016	1,225	→
Quarter ending December 2016	1,200	↓
Quarter ending March 2017	1,184	↓
Variance since March 2016	(4.6%)	↓



ACTIVITY

Cumulative percentage of contracted UDA delivered 2016 & 2017



Adjusted Scheduled Activity (UDA)

Month	2016	2017
April	112	250
May	316	561
June	787	561
July	1,269	1,099
August	1,583	1,552
September	2,045	1,857
October	2,446	1,997
November	2,690	2,403
December	2,994	2,586
January	3,391	2,864
February	3,774	3,339
March	4,228	3,798
April	4,320	3,945
May	4,363	3,945
June	4,363	3,945

QUALITY

	Quantity	Base Number	Contract	AT	Region	England
% of FP17s for the same patient ID Re-attending within 3 months - Children	140	612	22.9%	12.9%	13.3%	12.3%
% of FP17s for the same patient ID Re-attending within 3 months - Adults	204	1,225	16.7%	17.6%	17.3%	16.7%
% of FP17s for the same patient ID Re-attending between 3 & 9 months - Children	279	612	45.6%	56.2%	58.9%	57.6%
% of FP17s for the same patient ID Re-attending between 3 & 9 months - Adults	697	1,225	56.9%	49.9%	52.2%	50.1%
% of FP17s for Band 1 Urgent Courses	158	1,717	9.2%	10.4%	9.2%	9.1%
% of FP17s Relating to Free Repair or Replacements	4	1,717	0.2%	0.9%	1.0%	0.8%
% of FP17s Relating to Continuations	6	1,717	0.3%	1.3%	1.4%	1.2%
% of Patients satisfied with the dentistry they have received	3	3	N/A	92.1%	93.1%	92.8%
% of Patients satisfied with the time they had to wait for an appointment	3	3	N/A	88.1%	89.5%	88.7%

* This is based on patients treated on this contract for their most recent course of treatment. Figures in italics indicate the base number of FP17s or Patient Questionnaire responses are less than 100. N/A is shown where the base number of responses is less than 10 during the period. % is calculated as Quantity/Base number*100

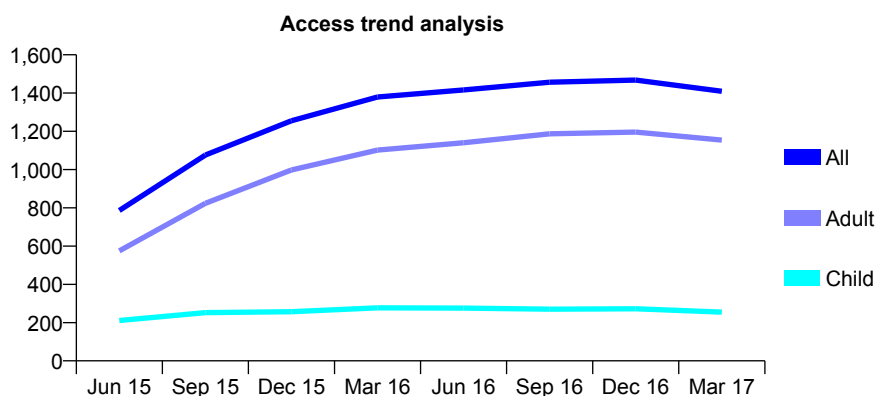
Q46 - Vital Signs At a Glance Contract Report for 682365/0013 - Year end March 2017

Name or company name	MR QM JAFFRI
Contract type name	GDS Contract
Purpose of contract	General
Contract start date	01/01/2015
Contract end date	

16/17 Contracted general activity (UDA)	4,694
Carry forward general activity (UDA)	0
16/17 Contracted orthodontic activity (UOA)	0
Carry forward orthodontic activity (UOA)	0
Baseline contract value	£111,567.80

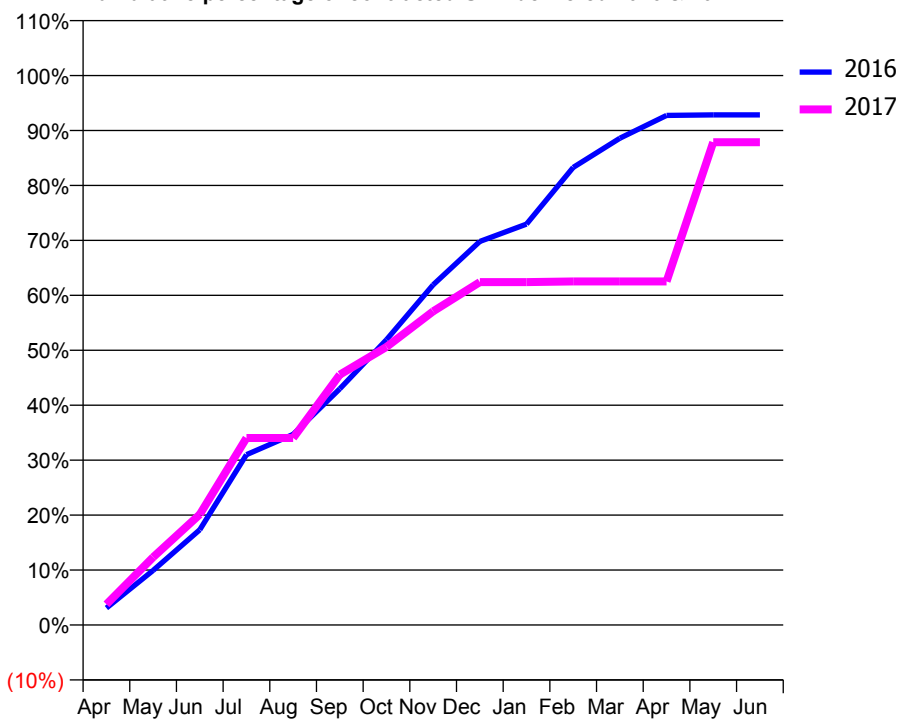
ACCESS*

Patients seen in 24 months	Total	Change since previous quarter
Quarter ending March 2016	1,379	
Quarter ending June 2016	1,416	↑
Quarter ending September 2016	1,457	↑
Quarter ending December 2016	1,468	→
Quarter ending March 2017	1,409	↓
Variance since March 2016	2.2%	↑



ACTIVITY

Cumulative percentage of contracted UDA delivered 2016 & 2017



Month	Adjusted Scheduled Activity (UDA)	
	2016	2017
April	154	177
May	495	579
June	863	945
July	1,541	1,598
August	1,726	1,598
September	2,139	2,139
October	2,582	2,376
November	3,080	2,680
December	3,472	2,929
January	3,629	2,929
February	4,142	2,935
March	4,406	2,935
April	4,613	2,935
May	4,617	4,124
June	4,617	4,124

QUALITY

	Quantity	Base Number	Contract	AT	Region	England
% of FP17s for the same patient ID Re-attending within 3 months - Children	28	296	9.5%	12.9%	13.3%	12.3%
% of FP17s for the same patient ID Re-attending within 3 months - Adults	142	1,386	10.2%	17.6%	17.3%	16.7%
% of FP17s for the same patient ID Re-attending between 3 & 9 months - Children	172	296	58.1%	56.2%	58.9%	57.6%
% of FP17s for the same patient ID Re-attending between 3 & 9 months - Adults	875	1,386	63.1%	49.9%	52.2%	50.1%
% of FP17s for Band 1 Urgent Courses	207	2,237	9.3%	10.4%	9.2%	9.1%
% of FP17s Relating to Free Repair or Replacements	25	2,237	1.1%	0.9%	1.0%	0.8%
% of FP17s Relating to Continuations	6	2,237	0.3%	1.3%	1.4%	1.2%
% of Patients satisfied with the dentistry they have received	1	1	N/A	92.1%	93.1%	92.8%
% of Patients satisfied with the time they had to wait for an appointment	1	1	N/A	88.1%	89.5%	88.7%

* This is based on patients treated on this contract for their most recent course of treatment. Figures in italics indicate the base number of FP17s or Patient Questionnaire responses are less than 100. N/A is shown where the base number of responses is less than 10 during the period. % is calculated as Quantity/Base number*100

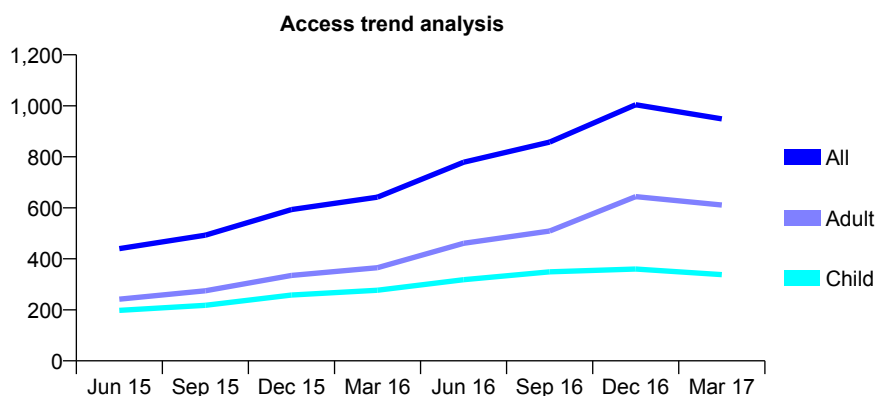
Q46 - Vital Signs At a Glance Contract Report for 683728/0001 - Year end March 2017

Name or company name	MR N KHALID
Contract type name	GDS Contract
Purpose of contract	General
Contract start date	01/11/2014
Contract end date	

16/17 Contracted general activity (UDA)	4,751
Carry forward general activity (UDA)	-95
16/17 Contracted orthodontic activity (UOA)	0
Carry forward orthodontic activity (UOA)	0
Baseline contract value	£157,038.59

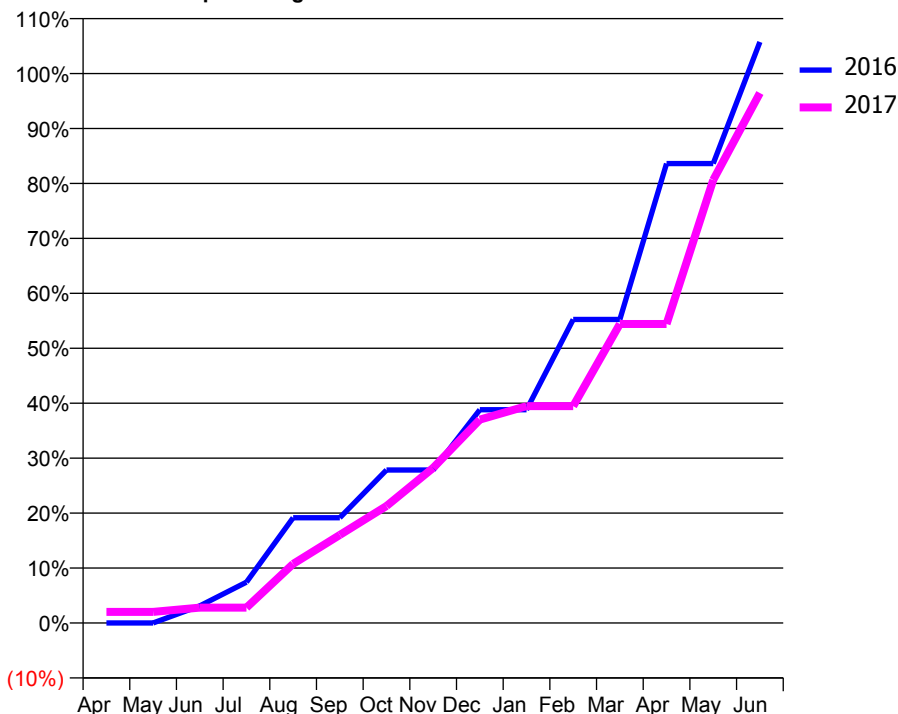
ACCESS*

Patients seen in 24 months	Total	Change since previous quarter
Quarter ending March 2016	642	
Quarter ending June 2016	779	↑
Quarter ending September 2016	858	↑
Quarter ending December 2016	1,004	↑
Quarter ending March 2017	949	↓
Variance since March 2016	47.8%	↑



ACTIVITY

Cumulative percentage of contracted UDA delivered 2016 & 2017



Adjusted Scheduled Activity (UDA)

Month	2016	2017
April	0	96
May	0	96
June	148	133
July	353	133
August	911	511
September	911	762
October	1,323	1,011
November	1,323	1,342
December	1,844	1,759
January	1,844	1,875
February	2,624	1,875
March	2,624	2,585
April	3,972	2,585
May	3,972	3,831
June	5,024	4,583

QUALITY

	Quantity	Base Number	Contract	AT	Region	England
% of FP17s for the same patient ID Re-attending within 3 months - Children	29	407	7.1%	12.9%	13.3%	12.3%
% of FP17s for the same patient ID Re-attending within 3 months - Adults	97	705	13.8%	17.6%	17.3%	16.7%
% of FP17s for the same patient ID Re-attending between 3 & 9 months - Children	142	407	34.9%	56.2%	58.9%	57.6%
% of FP17s for the same patient ID Re-attending between 3 & 9 months - Adults	170	705	24.1%	49.9%	52.2%	50.1%
% of FP17s for Band 1 Urgent Courses	83	1,175	7.1%	10.4%	9.2%	9.1%
% of FP17s Relating to Free Repair or Replacements	1	1,175	0.1%	0.9%	1.0%	0.8%
% of FP17s Relating to Continuations	6	1,175	0.5%	1.3%	1.4%	1.2%
% of Patients satisfied with the dentistry they have received	1	3	N/A	92.1%	93.1%	92.8%
% of Patients satisfied with the time they had to wait for an appointment	1	3	N/A	88.1%	89.5%	88.7%

* This is based on patients treated on this contract for their most recent course of treatment. Figures in italics indicate the base number of FP17s or Patient Questionnaire responses are less than 100. N/A is shown where the base number of responses is less than 10 during the period. % is calculated as Quantity/Base number*100

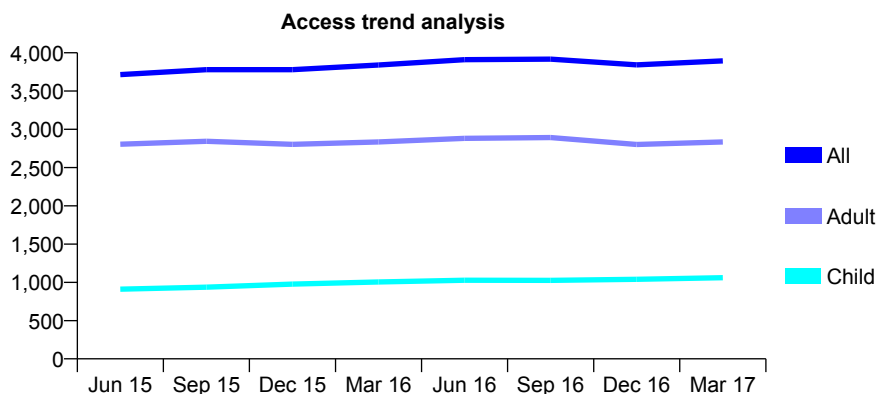
Q46 - Vital Signs At a Glance Contract Report for 683833/0001 - Year end March 2017

Name or company name	MR N ARIF
Contract type name	GDS Contract
Purpose of contract	General
Contract start date	19/12/2012
Contract end date	

16/17 Contracted general activity (UDA)	9,892
Carry forward general activity (UDA)	-111
16/17 Contracted orthodontic activity (UOA)	0
Carry forward orthodontic activity (UOA)	0
Baseline contract value	£233,889.77

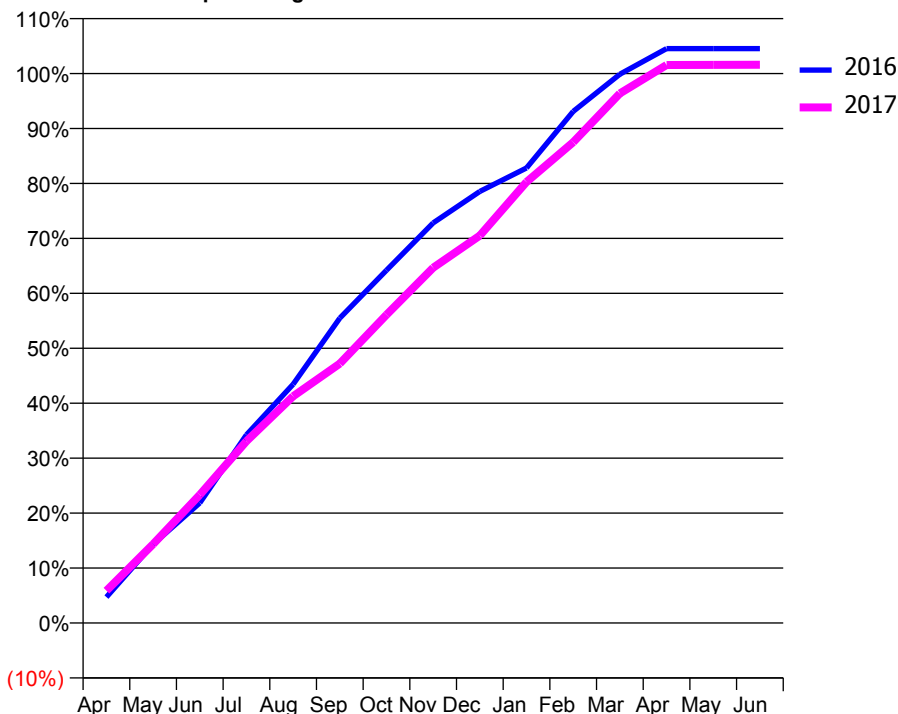
ACCESS*

Patients seen in 24 months	Total	Change since previous quarter
Quarter ending March 2016	3,840	
Quarter ending June 2016	3,910	→
Quarter ending September 2016	3,917	→
Quarter ending December 2016	3,842	↓
Quarter ending March 2017	3,895	→
Variance since March 2016	1.4%	→



ACTIVITY

Cumulative percentage of contracted UDA delivered 2016 & 2017



Adjusted Scheduled Activity (UDA)

Month	2016	2017
April	480	582
May	1,457	1,420
June	2,223	2,307
July	3,485	3,273
August	4,419	4,083
September	5,644	4,670
October	6,530	5,549
November	7,407	6,397
December	7,988	6,976
January	8,422	7,940
February	9,470	8,655
March	10,159	9,533
April	10,632	10,045
May	10,632	10,046
June	10,632	10,050

QUALITY

	Quantity	Base Number	Contract	AT	Region	England
% of FP17s for the same patient ID Re-attending within 3 months - Children	109	1,601	6.8%	12.9%	13.3%	12.3%
% of FP17s for the same patient ID Re-attending within 3 months - Adults	464	3,037	15.3%	17.6%	17.3%	16.7%
% of FP17s for the same patient ID Re-attending between 3 & 9 months - Children	961	1,601	60.0%	56.2%	58.9%	57.6%
% of FP17s for the same patient ID Re-attending between 3 & 9 months - Adults	1,145	3,037	37.7%	49.9%	52.2%	50.1%
% of FP17s for Band 1 Urgent Courses	335	4,648	7.2%	10.4%	9.2%	9.1%
% of FP17s Relating to Free Repair or Replacements	26	4,648	0.6%	0.9%	1.0%	0.8%
% of FP17s Relating to Continuations	80	4,648	1.7%	1.3%	1.4%	1.2%
% of Patients satisfied with the dentistry they have received	4	4	N/A	92.1%	93.1%	92.8%
% of Patients satisfied with the time they had to wait for an appointment	4	4	N/A	88.1%	89.5%	88.7%

* This is based on patients treated on this contract for their most recent course of treatment. Figures in italics indicate the base number of FP17s or Patient Questionnaire responses are less than 100. N/A is shown where the base number of responses is less than 10 during the period. % is calculated as Quantity/Base number*100

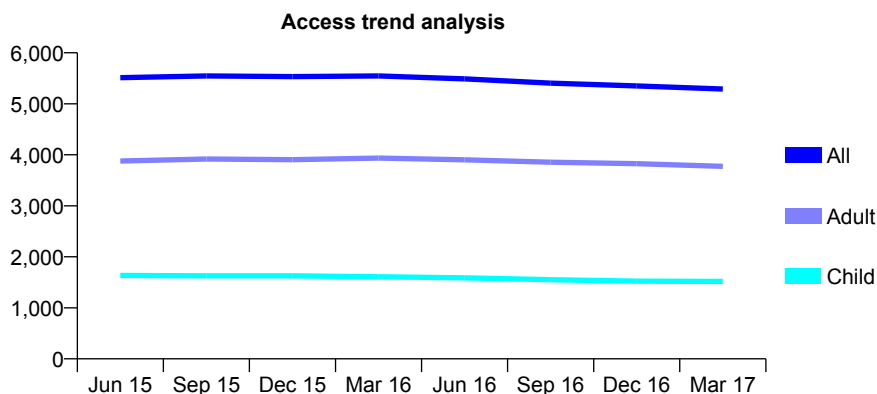
Q46 - Vital Signs At a Glance Contract Report for 684422/0001 - Year end March 2017

Name or company name	MISS R AGGARWAL
Contract type name	GDS Contract
Purpose of contract	General
Contract start date	01/04/2006
Contract end date	

16/17 Contracted general activity (UDA)	16,100
Carry forward general activity (UDA)	335
16/17 Contracted orthodontic activity (UOA)	0
Carry forward orthodontic activity (UOA)	0
Baseline contract value	£448,958.68

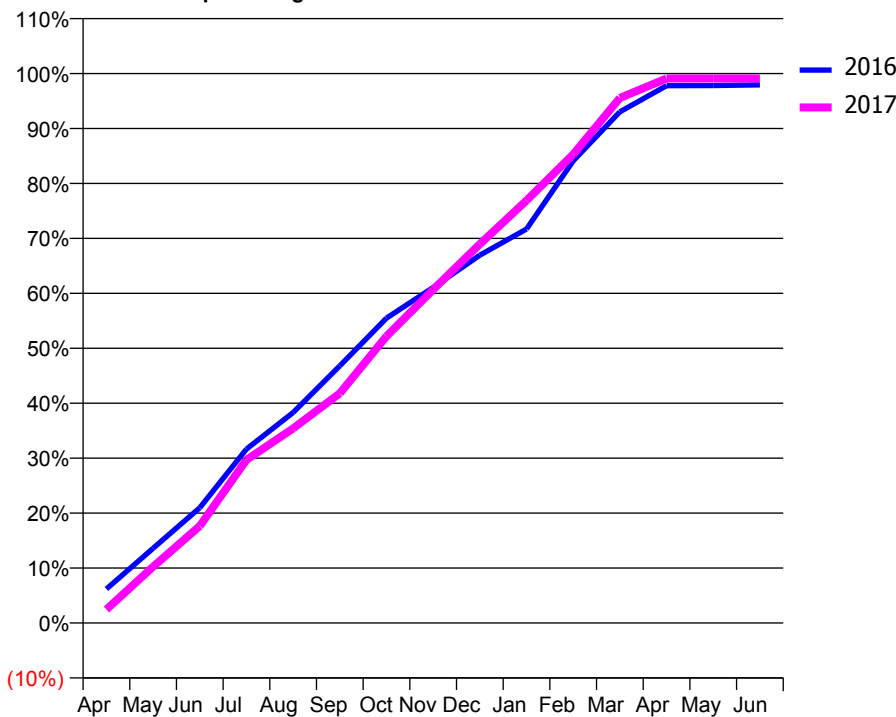
ACCESS*

Patients seen in 24 months	Total	Change since previous quarter
Quarter ending March 2016	5,546	
Quarter ending June 2016	5,488	↓
Quarter ending September 2016	5,406	↓
Quarter ending December 2016	5,350	↓
Quarter ending March 2017	5,291	↓
Variance since March 2016	(4.6%)	↓



ACTIVITY

Cumulative percentage of contracted UDA delivered 2016 & 2017



Adjusted Scheduled Activity (UDA)

Month	2016	2017
April	997	395
May	2,191	1,649
June	3,379	2,842
July	5,098	4,780
August	6,167	5,702
September	7,534	6,730
October	8,935	8,403
November	9,830	9,771
December	10,776	11,100
January	11,543	12,381
February	13,540	13,730
March	14,978	15,386
April	15,742	15,954
May	15,748	15,955
June	15,765	15,955

QUALITY

	Quantity	Base Number	Contract	AT	Region	England
% of FP17s for the same patient ID Re-attending within 3 months - Children	161	2,351	6.8%	12.9%	13.3%	12.3%
% of FP17s for the same patient ID Re-attending within 3 months - Adults	724	5,650	12.8%	17.6%	17.3%	16.7%
% of FP17s for the same patient ID Re-attending between 3 & 9 months - Children	1,534	2,351	65.2%	56.2%	58.9%	57.6%
% of FP17s for the same patient ID Re-attending between 3 & 9 months - Adults	3,514	5,650	62.2%	49.9%	52.2%	50.1%
% of FP17s for Band 1 Urgent Courses	313	7,970	3.9%	10.4%	9.2%	9.1%
% of FP17s Relating to Free Repair or Replacements	137	7,970	1.7%	0.9%	1.0%	0.8%
% of FP17s Relating to Continuations	82	7,970	1.0%	1.3%	1.4%	1.2%
% of Patients satisfied with the dentistry they have received	6	6	N/A	92.1%	93.1%	92.8%
% of Patients satisfied with the time they had to wait for an appointment	5	6	N/A	88.1%	89.5%	88.7%

* This is based on patients treated on this contract for their most recent course of treatment. Figures in italics indicate the base number of FP17s or Patient Questionnaire responses are less than 100. N/A is shown where the base number of responses is less than 10 during the period. % is calculated as Quantity/Base number*100

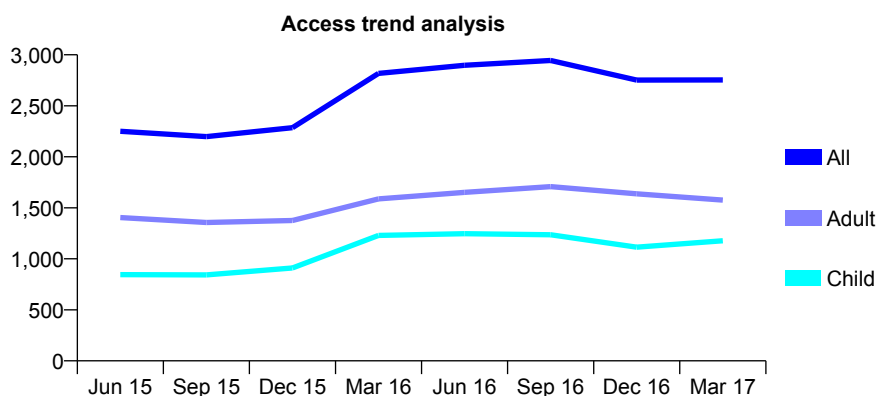
Q46 - Vital Signs At a Glance Contract Report for 685259/0001 - Year end March 2017

Name or company name	MR N MOHAMMAD
Contract type name	GDS Contract
Purpose of contract	General
Contract start date	01/04/2006
Contract end date	

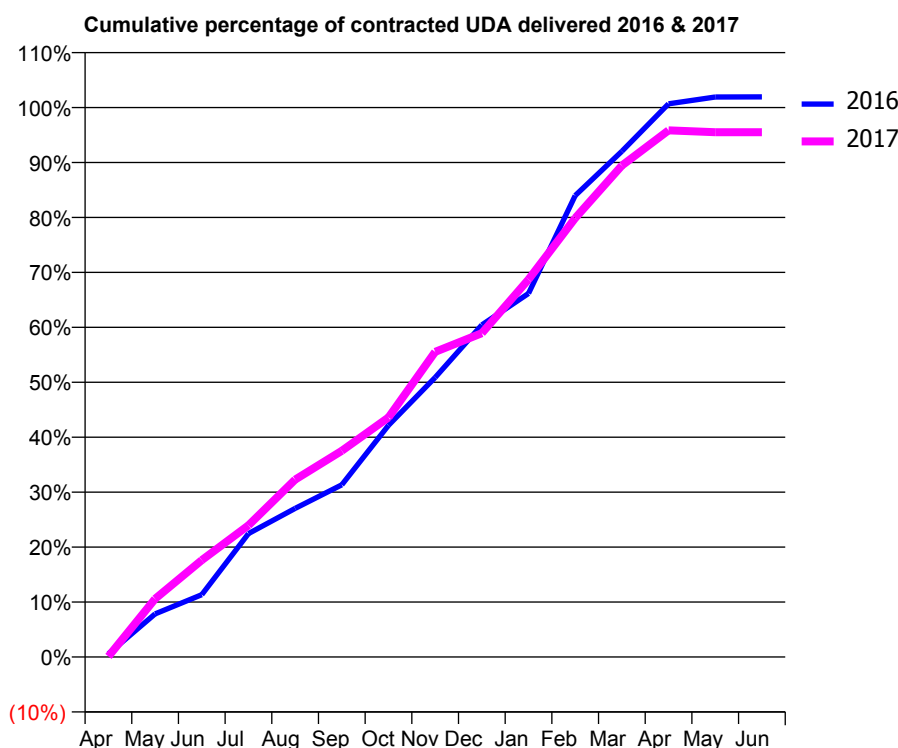
16/17 Contracted general activity (UDA)	6,949
Carry forward general activity (UDA)	-8
16/17 Contracted orthodontic activity (UOA)	0
Carry forward orthodontic activity (UOA)	0
Baseline contract value	£189,813.34

ACCESS*

Patients seen in 24 months	Total	Change since previous quarter
Quarter ending March 2016	2,818	
Quarter ending June 2016	2,897	↑
Quarter ending September 2016	2,944	→
Quarter ending December 2016	2,752	↓
Quarter ending March 2017	2,753	→
Variance since March 2016	(2.3%)	↓



ACTIVITY



Month	Adjusted Scheduled Activity (UDA)	
	2016	2017
April	44	8
May	567	735
June	820	1,224
July	1,623	1,665
August	1,955	2,243
September	2,265	2,608
October	3,048	3,029
November	3,678	3,860
December	4,368	4,095
January	4,783	4,776
February	6,070	5,550
March	6,653	6,214
April	7,277	6,660
May	7,367	6,636
June	7,369	6,636

QUALITY

	Quantity	Base Number	Contract	AT	Region	England
% of FP17s for the same patient ID Re-attending within 3 months - Children	113	2,027	5.6%	12.9%	13.3%	12.3%
% of FP17s for the same patient ID Re-attending within 3 months - Adults	246	2,432	10.1%	17.6%	17.3%	16.7%
% of FP17s for the same patient ID Re-attending between 3 & 9 months - Children	1,207	2,027	59.5%	56.2%	58.9%	57.6%
% of FP17s for the same patient ID Re-attending between 3 & 9 months - Adults	1,299	2,432	53.4%	49.9%	52.2%	50.1%
% of FP17s for Band 1 Urgent Courses	210	4,273	4.9%	10.4%	9.2%	9.1%
% of FP17s Relating to Free Repair or Replacements	0	4,273	0.0%	0.9%	1.0%	0.8%
% of FP17s Relating to Continuations	1	4,273	0.0%	1.3%	1.4%	1.2%
% of Patients satisfied with the dentistry they have received	2	2	N/A	92.1%	93.1%	92.8%
% of Patients satisfied with the time they had to wait for an appointment	2	2	N/A	88.1%	89.5%	88.7%

* This is based on patients treated on this contract for their most recent course of treatment. Figures in italics indicate the base number of FP17s or Patient Questionnaire responses are less than 100. N/A is shown where the base number of responses is less than 10 during the period. % is calculated as Quantity/Base number*100

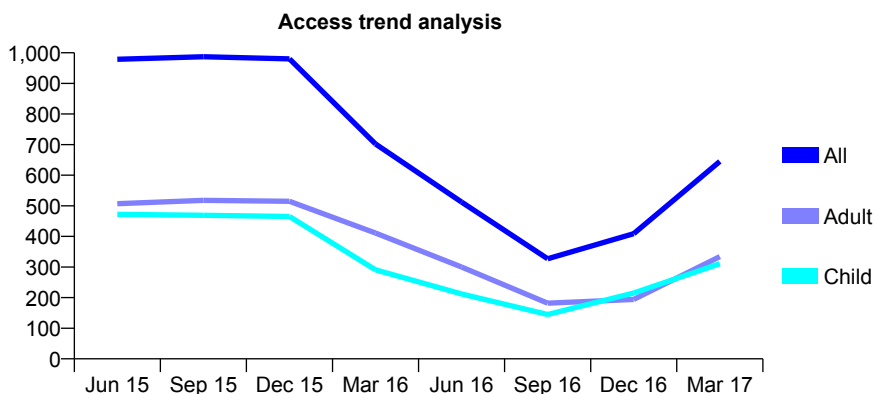
Q46 - Vital Signs At a Glance Contract Report for 685259/0002 - Year end March 2017

Name or company name	MR N MOHAMMAD
Contract type name	GDS Contract
Purpose of contract	General
Contract start date	04/02/2008
Contract end date	

16/17 Contracted general activity (UDA)	1,900
Carry forward general activity (UDA)	-8
16/17 Contracted orthodontic activity (UOA)	0
Carry forward orthodontic activity (UOA)	0
Baseline contract value	£44,451.36

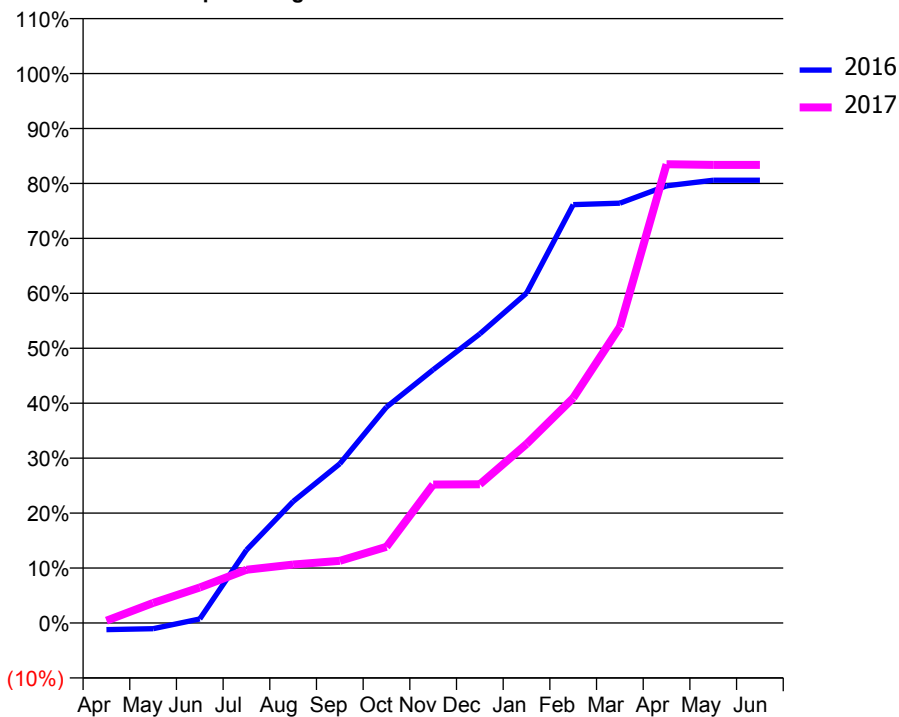
ACCESS*

Patients seen in 24 months	Total	Change since previous quarter
Quarter ending March 2016	702	
Quarter ending June 2016	512	↓
Quarter ending September 2016	327	↓
Quarter ending December 2016	409	↑
Quarter ending March 2017	645	↑
Variance since March 2016	(8.1%)	↓



ACTIVITY

Cumulative percentage of contracted UDA delivered 2016 & 2017



Adjusted Scheduled Activity (UDA)

Month	2016	2017
April	-30	8
May	-26	69
June	18	123
July	327	184
August	544	202
September	713	215
October	967	264
November	1,134	479
December	1,295	480
January	1,476	619
February	1,873	778
March	1,880	1,024
April	1,957	1,586
May	1,982	1,584
June	1,982	1,584

QUALITY

	Quantity	Base Number	Contract	AT	Region	England
% of FP17s for the same patient ID Re-attending within 3 months - Children	11	360	3.1%	12.9%	13.3%	12.3%
% of FP17s for the same patient ID Re-attending within 3 months - Adults	3	280	1.1%	17.6%	17.3%	16.7%
% of FP17s for the same patient ID Re-attending between 3 & 9 months - Children	30	360	8.3%	56.2%	58.9%	57.6%
% of FP17s for the same patient ID Re-attending between 3 & 9 months - Adults	18	280	6.4%	49.9%	52.2%	50.1%
% of FP17s for Band 1 Urgent Courses	96	902	10.6%	10.4%	9.2%	9.1%
% of FP17s Relating to Free Repair or Replacements	0	902	0.0%	0.9%	1.0%	0.8%
% of FP17s Relating to Continuations	0	902	0.0%	1.3%	1.4%	1.2%
% of Patients satisfied with the dentistry they have received	0	0	N/A	92.1%	93.1%	92.8%
% of Patients satisfied with the time they had to wait for an appointment	0	0	N/A	88.1%	89.5%	88.7%

* This is based on patients treated on this contract for their most recent course of treatment. Figures in italics indicate the base number of FP17s or Patient Questionnaire responses are less than 100. N/A is shown where the base number of responses is less than 10 during the period. % is calculated as Quantity/Base number*100

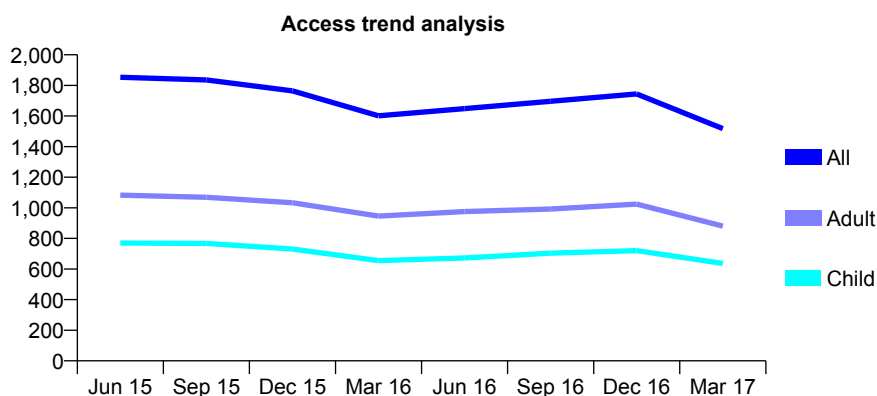
Q46 - Vital Signs At a Glance Contract Report for 685259/0003 - Year end March 2017

Name or company name	MR N MOHAMMAD
Contract type name	GDS Contract
Purpose of contract	General
Contract start date	01/08/2008
Contract end date	

16/17 Contracted general activity (UDA)	4,000
Carry forward general activity (UDA)	-8
16/17 Contracted orthodontic activity (UOA)	0
Carry forward orthodontic activity (UOA)	0
Baseline contract value	£107,474.25

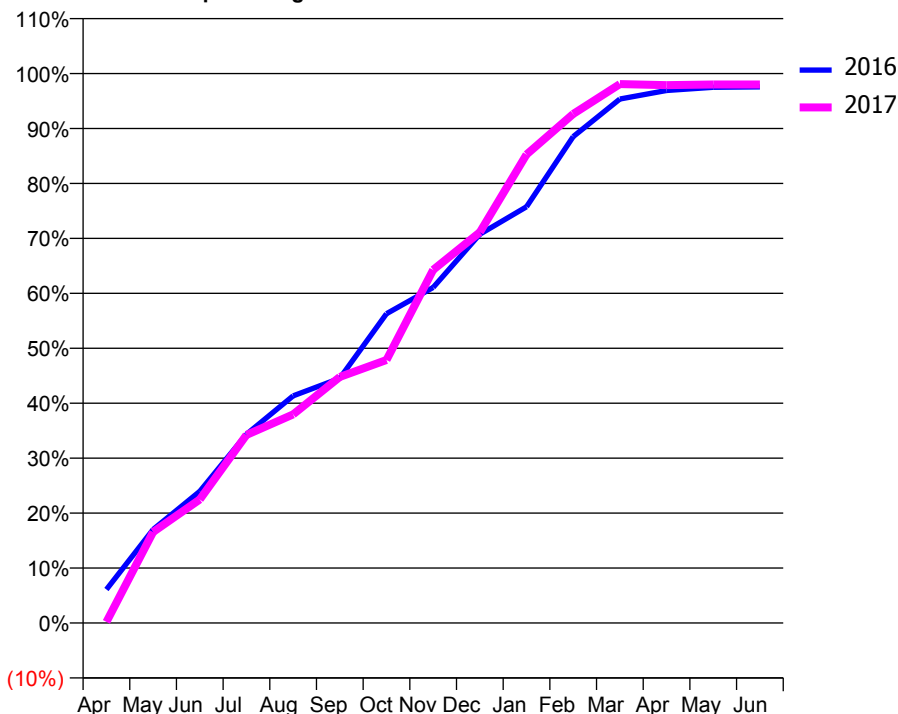
ACCESS*

Patients seen in 24 months	Total	Change since previous quarter
Quarter ending March 2016	1,601	
Quarter ending June 2016	1,648	↑
Quarter ending September 2016	1,696	↑
Quarter ending December 2016	1,744	↑
Quarter ending March 2017	1,518	↓
Variance since March 2016	(5.2%)	↓



ACTIVITY

Cumulative percentage of contracted UDA delivered 2016 & 2017



Month	Adjusted Scheduled Activity (UDA)	
	2016	2017
April	261	8
May	729	663
June	1,026	899
July	1,470	1,369
August	1,770	1,519
September	1,906	1,791
October	2,410	1,914
November	2,614	2,571
December	3,028	2,844
January	3,242	3,410
February	3,788	3,706
March	4,081	3,923
April	4,148	3,916
May	4,173	3,920
June	4,176	3,920

QUALITY

	Quantity	Base Number	Contract	AT	Region	England
% of FP17s for the same patient ID Re-attending within 3 months - Children	74	1,174	6.3%	12.9%	13.3%	12.3%
% of FP17s for the same patient ID Re-attending within 3 months - Adults	163	1,480	11.0%	17.6%	17.3%	16.7%
% of FP17s for the same patient ID Re-attending between 3 & 9 months - Children	572	1,174	48.7%	56.2%	58.9%	57.6%
% of FP17s for the same patient ID Re-attending between 3 & 9 months - Adults	753	1,480	50.9%	49.9%	52.2%	50.1%
% of FP17s for Band 1 Urgent Courses	238	2,587	9.2%	10.4%	9.2%	9.1%
% of FP17s Relating to Free Repair or Replacements	9	2,587	0.3%	0.9%	1.0%	0.8%
% of FP17s Relating to Continuations	0	2,587	0.0%	1.3%	1.4%	1.2%
% of Patients satisfied with the dentistry they have received	1	1	N/A	92.1%	93.1%	92.8%
% of Patients satisfied with the time they had to wait for an appointment	1	1	N/A	88.1%	89.5%	88.7%

* This is based on patients treated on this contract for their most recent course of treatment. Figures in italics indicate the base number of FP17s or Patient Questionnaire responses are less than 100. N/A is shown where the base number of responses is less than 10 during the period. % is calculated as Quantity/Base number*100

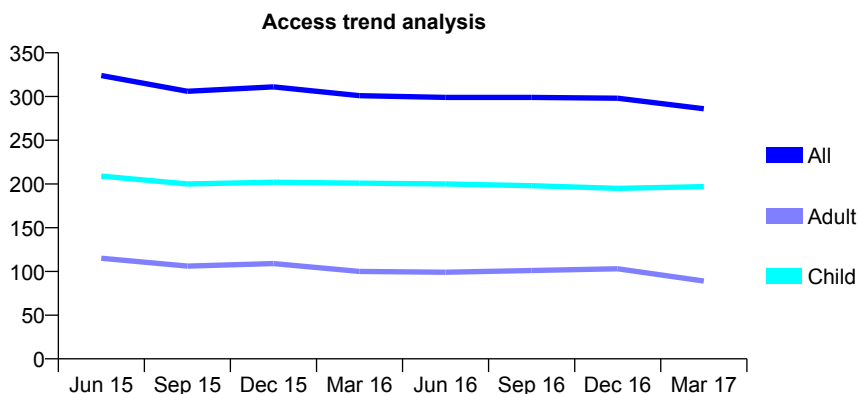
Q46 - Vital Signs At a Glance Contract Report for 686522/0001 - Year end March 2017

Name or company name	MR AC BRISTOW
Contract type name	GDS Contract
Purpose of contract	General
Contract start date	01/04/2006
Contract end date	

16/17 Contracted general activity (UDA)	750
Carry forward general activity (UDA)	0
16/17 Contracted orthodontic activity (UOA)	0
Carry forward orthodontic activity (UOA)	0
Baseline contract value	£15,021.18

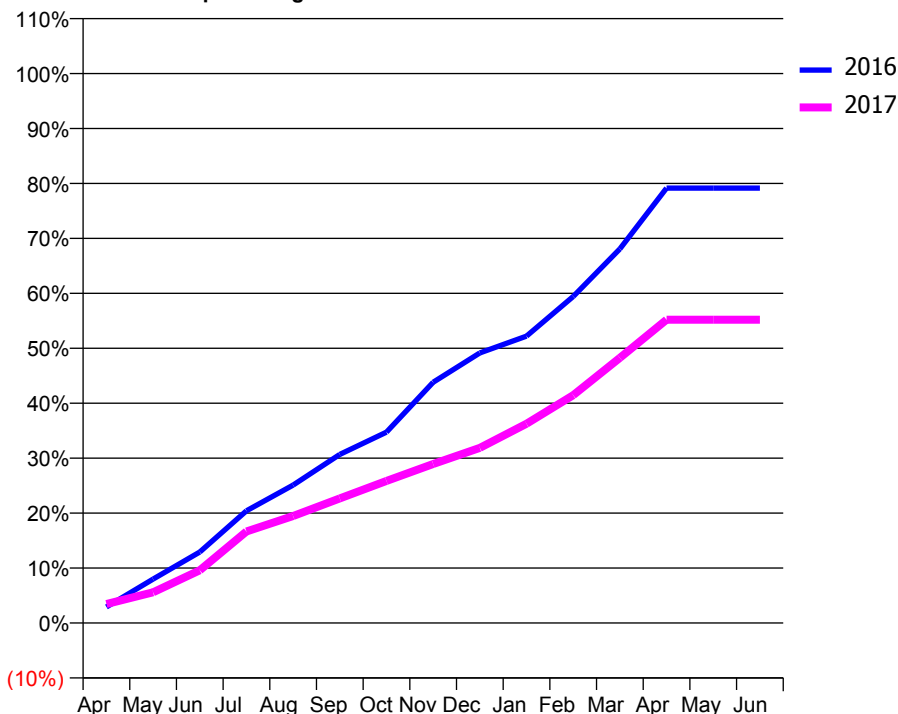
ACCESS*

Patients seen in 24 months	Total	Change since previous quarter
Quarter ending March 2016	301	
Quarter ending June 2016	299	→
Quarter ending September 2016	299	→
Quarter ending December 2016	298	→
Quarter ending March 2017	286	↓
Variance since March 2016	(5.0%)	↓



ACTIVITY

Cumulative percentage of contracted UDA delivered 2016 & 2017



Adjusted Scheduled Activity (UDA)

Month	2016	2017
April	22	26
May	60	42
June	97	72
July	153	125
August	188	146
September	230	170
October	261	194
November	329	217
December	369	239
January	392	272
February	446	311
March	511	362
April	594	414
May	594	414
June	594	414

QUALITY

	Quantity	Base Number	Contract	AT	Region	England
% of FP17s for the same patient ID Re-attending within 3 months - Children	6	218	2.8%	12.9%	13.3%	12.3%
% of FP17s for the same patient ID Re-attending within 3 months - Adults	3	63	4.8%	17.6%	17.3%	16.7%
% of FP17s for the same patient ID Re-attending between 3 & 9 months - Children	88	218	40.4%	56.2%	58.9%	57.6%
% of FP17s for the same patient ID Re-attending between 3 & 9 months - Adults	39	63	61.9%	49.9%	52.2%	50.1%
% of FP17s for Band 1 Urgent Courses	0	286	0.0%	10.4%	9.2%	9.1%
% of FP17s Relating to Free Repair or Replacements	0	286	0.0%	0.9%	1.0%	0.8%
% of FP17s Relating to Continuations	3	286	1.0%	1.3%	1.4%	1.2%
% of Patients satisfied with the dentistry they have received	0	0	N/A	92.1%	93.1%	92.8%
% of Patients satisfied with the time they had to wait for an appointment	0	0	N/A	88.1%	89.5%	88.7%

* This is based on patients treated on this contract for their most recent course of treatment. Figures in italics indicate the base number of FP17s or Patient Questionnaire responses are less than 100. N/A is shown where the base number of responses is less than 10 during the period. % is calculated as Quantity/Base number*100

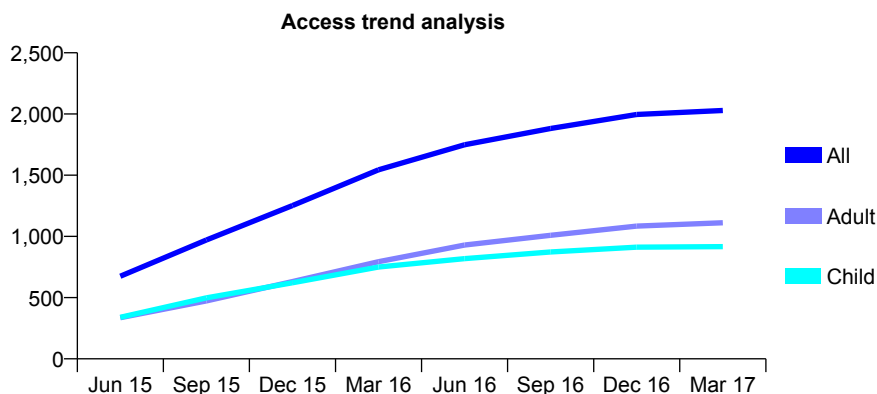
Q46 - Vital Signs At a Glance Contract Report for 688673/0001 - Year end March 2017

Name or company name	MRS S CHOUDHURY
Contract type name	GDS Contract
Purpose of contract	General
Contract start date	01/02/2015
Contract end date	

16/17 Contracted general activity (UDA)	6,323
Carry forward general activity (UDA)	147
16/17 Contracted orthodontic activity (UOA)	0
Carry forward orthodontic activity (UOA)	0
Baseline contract value	£165,055.07

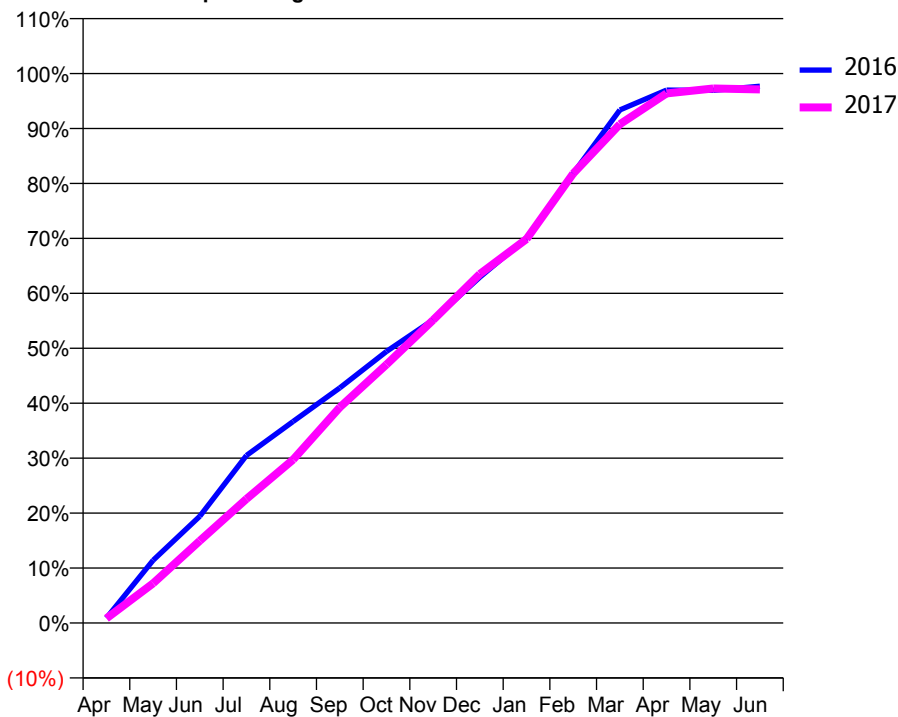
ACCESS*

Patients seen in 24 months	Total	Change since previous quarter
Quarter ending March 2016	1,544	
Quarter ending June 2016	1,749	↑
Quarter ending September 2016	1,882	↑
Quarter ending December 2016	1,996	↑
Quarter ending March 2017	2,029	→
Variance since March 2016	31.4%	↑



ACTIVITY

Cumulative percentage of contracted UDA delivered 2016 & 2017



Adjusted Scheduled Activity (UDA)

Month	2016	2017
April	58	53
May	722	456
June	1,228	947
July	1,928	1,427
August	2,320	1,880
September	2,706	2,481
October	3,125	2,975
November	3,489	3,486
December	3,980	4,017
January	4,430	4,419
February	5,173	5,172
March	5,903	5,739
April	6,132	6,093
May	6,129	6,150
June	6,176	6,140

QUALITY

	Quantity	Base Number	Contract	AT	Region	England
% of FP17s for the same patient ID Re-attending within 3 months - Children	97	1,194	8.1%	12.9%	13.3%	12.3%
% of FP17s for the same patient ID Re-attending within 3 months - Adults	268	1,360	19.7%	17.6%	17.3%	16.7%
% of FP17s for the same patient ID Re-attending between 3 & 9 months - Children	586	1,194	49.1%	56.2%	58.9%	57.6%
% of FP17s for the same patient ID Re-attending between 3 & 9 months - Adults	567	1,360	41.7%	49.9%	52.2%	50.1%
% of FP17s for Band 1 Urgent Courses	162	2,578	6.3%	10.4%	9.2%	9.1%
% of FP17s Relating to Free Repair or Replacements	4	2,578	0.2%	0.9%	1.0%	0.8%
% of FP17s Relating to Continuations	33	2,578	1.3%	1.3%	1.4%	1.2%
% of Patients satisfied with the dentistry they have received	7	8	N/A	92.1%	93.1%	92.8%
% of Patients satisfied with the time they had to wait for an appointment	7	8	N/A	88.1%	89.5%	88.7%

* This is based on patients treated on this contract for their most recent course of treatment. Figures in italics indicate the base number of FP17s or Patient Questionnaire responses are less than 100. N/A is shown where the base number of responses is less than 10 during the period. % is calculated as Quantity/Base number*100

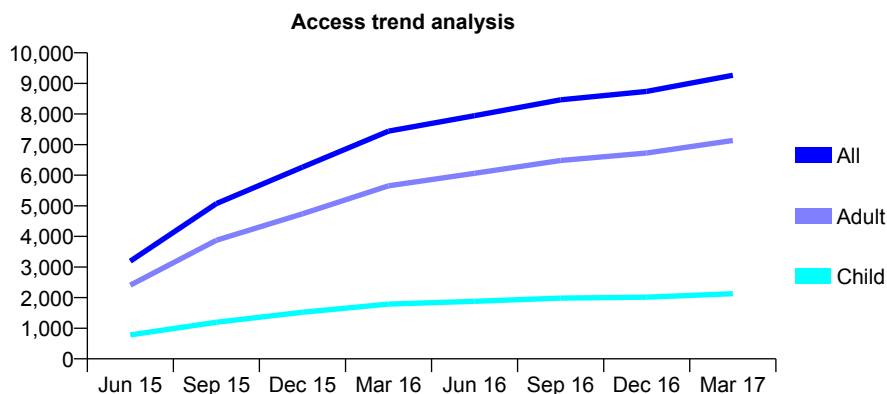
Q46 - Vital Signs At a Glance Contract Report for 709522/0001 - Year end March 2017

Name or company name	MR SJ PATEL
Contract type name	GDS Contract
Purpose of contract	General
Contract start date	01/02/2015
Contract end date	

16/17 Contracted general activity (UDA)	27,224
Carry forward general activity (UDA)	0
16/17 Contracted orthodontic activity (UOA)	0
Carry forward orthodontic activity (UOA)	0
Baseline contract value	£809,582.27

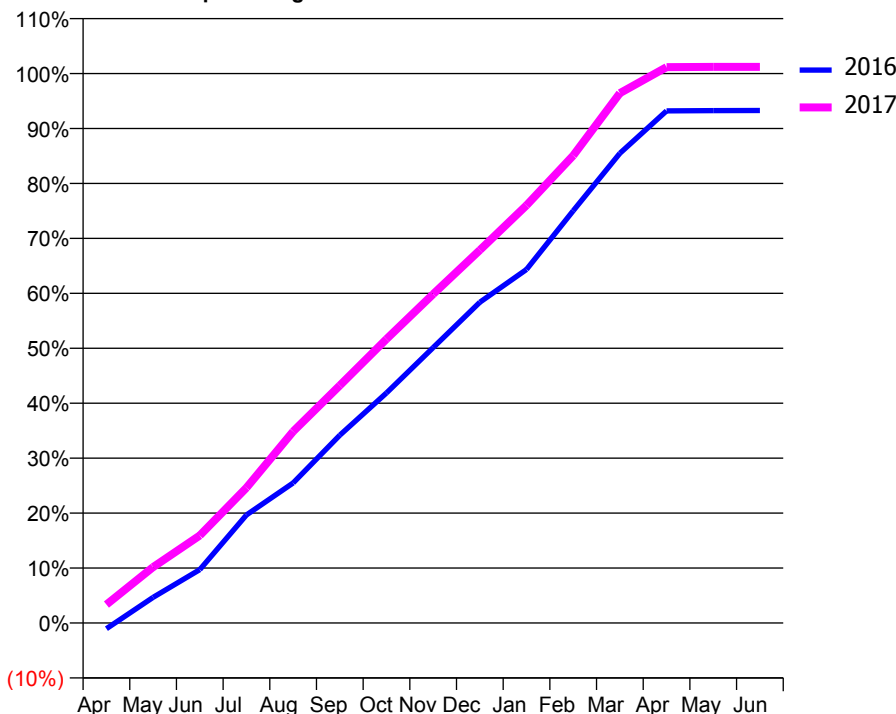
ACCESS*

Patients seen in 24 months	Total	Change since previous quarter
Quarter ending March 2016	7,442	
Quarter ending June 2016	7,944	↑
Quarter ending September 2016	8,466	↑
Quarter ending December 2016	8,738	↑
Quarter ending March 2017	9,264	↑
Variance since March 2016	24.5%	↑



ACTIVITY

Cumulative percentage of contracted UDA delivered 2016 & 2017



Month	Adjusted Scheduled Activity (UDA)	
	2016	2017
April	-289	914
May	1,272	2,769
June	2,645	4,334
July	5,353	6,701
August	6,942	9,489
September	9,304	11,772
October	11,398	14,070
November	13,643	16,294
December	15,890	18,476
January	17,516	20,693
February	20,427	23,158
March	23,273	26,251
April	25,375	27,541
May	25,388	27,550
June	25,390	27,549

QUALITY

	Quantity	Base Number	Contract	AT	Region	England
% of FP17s for the same patient ID Re-attending within 3 months - Children	243	3,063	7.9%	12.9%	13.3%	12.3%
% of FP17s for the same patient ID Re-attending within 3 months - Adults	1,534	10,019	15.3%	17.6%	17.3%	16.7%
% of FP17s for the same patient ID Re-attending between 3 & 9 months - Children	1,464	3,063	47.8%	56.2%	58.9%	57.6%
% of FP17s for the same patient ID Re-attending between 3 & 9 months - Adults	4,577	10,019	45.7%	49.9%	52.2%	50.1%
% of FP17s for Band 1 Urgent Courses	896	12,963	6.9%	10.4%	9.2%	9.1%
% of FP17s Relating to Free Repair or Replacements	114	12,963	0.9%	0.9%	1.0%	0.8%
% of FP17s Relating to Continuations	434	12,963	3.3%	1.3%	1.4%	1.2%
% of Patients satisfied with the dentistry they have received	7	7	N/A	92.1%	93.1%	92.8%
% of Patients satisfied with the time they had to wait for an appointment	6	7	N/A	88.1%	89.5%	88.7%

* This is based on patients treated on this contract for their most recent course of treatment. Figures in italics indicate the base number of FP17s or Patient Questionnaire responses are less than 100. N/A is shown where the base number of responses is less than 10 during the period. % is calculated as Quantity/Base number*100

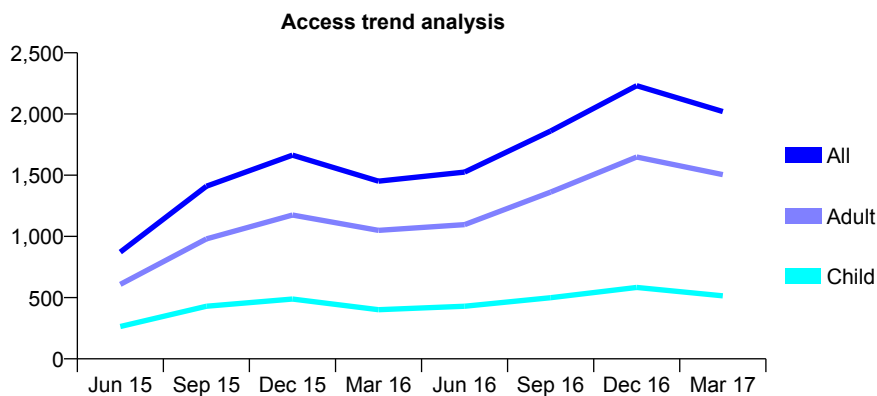
Q46 - Vital Signs At a Glance Contract Report for 709522/0002 - Year end March 2017

Name or company name	MR SJ PATEL
Contract type name	GDS Contract
Purpose of contract	General
Contract start date	01/02/2015
Contract end date	

16/17 Contracted general activity (UDA)	6,300
Carry forward general activity (UDA)	202
16/17 Contracted orthodontic activity (UOA)	0
Carry forward orthodontic activity (UOA)	0
Baseline contract value	£154,017.70

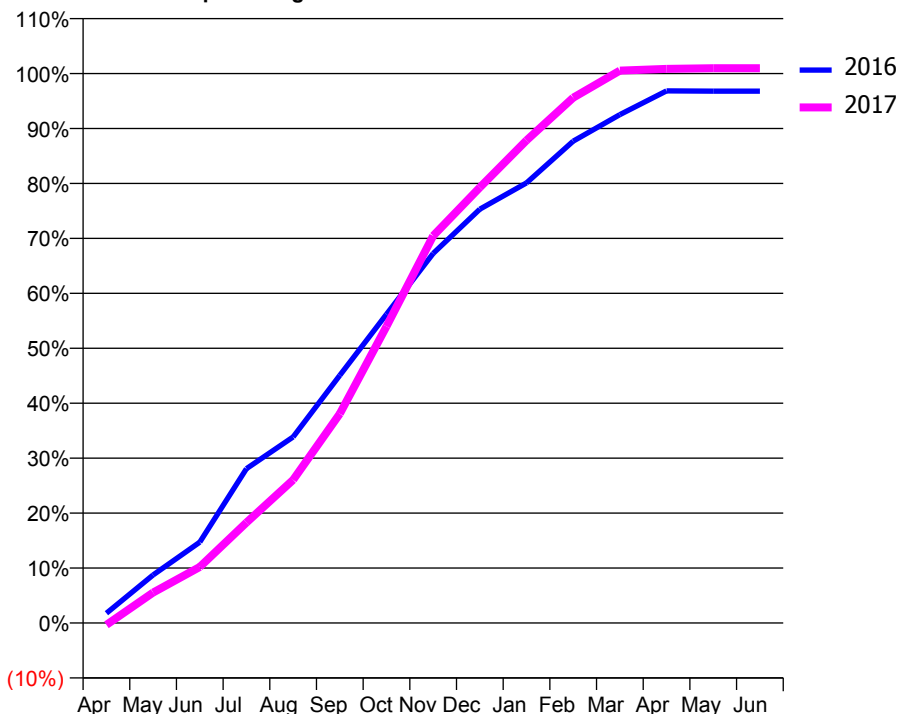
ACCESS*

Patients seen in 24 months	Total	Change since previous quarter
Quarter ending March 2016	1,451	
Quarter ending June 2016	1,526	↑
Quarter ending September 2016	1,861	↑
Quarter ending December 2016	2,232	↑
Quarter ending March 2017	2,020	↓
Variance since March 2016	39.2%	↑



ACTIVITY

Cumulative percentage of contracted UDA delivered 2016 & 2017



Month	Adjusted Scheduled Activity (UDA)	
	2016	2017
April	113	-23
May	551	350
June	927	643
July	1,770	1,153
August	2,134	1,642
September	2,840	2,400
October	3,540	3,400
November	4,237	4,438
December	4,745	4,993
January	5,045	5,534
February	5,524	6,023
March	5,829	6,333
April	6,100	6,353
May	6,098	6,360
June	6,098	6,360

QUALITY

	Quantity	Base Number	Contract	AT	Region	England
% of FP17s for the same patient ID Re-attending within 3 months - Children	35	791	4.4%	12.9%	13.3%	12.3%
% of FP17s for the same patient ID Re-attending within 3 months - Adults	209	2,199	9.5%	17.6%	17.3%	16.7%
% of FP17s for the same patient ID Re-attending between 3 & 9 months - Children	230	791	29.1%	56.2%	58.9%	57.6%
% of FP17s for the same patient ID Re-attending between 3 & 9 months - Adults	538	2,199	24.5%	49.9%	52.2%	50.1%
% of FP17s for Band 1 Urgent Courses	207	2,934	7.1%	10.4%	9.2%	9.1%
% of FP17s Relating to Free Repair or Replacements	20	2,934	0.7%	0.9%	1.0%	0.8%
% of FP17s Relating to Continuations	107	2,934	3.6%	1.3%	1.4%	1.2%
% of Patients satisfied with the dentistry they have received	1	1	N/A	92.1%	93.1%	92.8%
% of Patients satisfied with the time they had to wait for an appointment	1	1	N/A	88.1%	89.5%	88.7%

* This is based on patients treated on this contract for their most recent course of treatment. Figures in italics indicate the base number of FP17s or Patient Questionnaire responses are less than 100. N/A is shown where the base number of responses is less than 10 during the period. % is calculated as Quantity/Base number*100

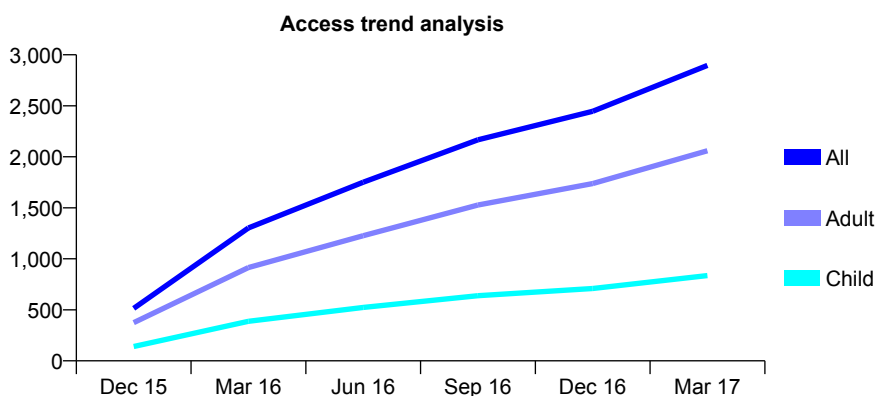
Q46 - Vital Signs At a Glance Contract Report for 718483/0001 - Year end March 2017

Name or company name	MRS R MEHRA
Contract type name	GDS Contract
Purpose of contract	General
Contract start date	01/11/2015
Contract end date	

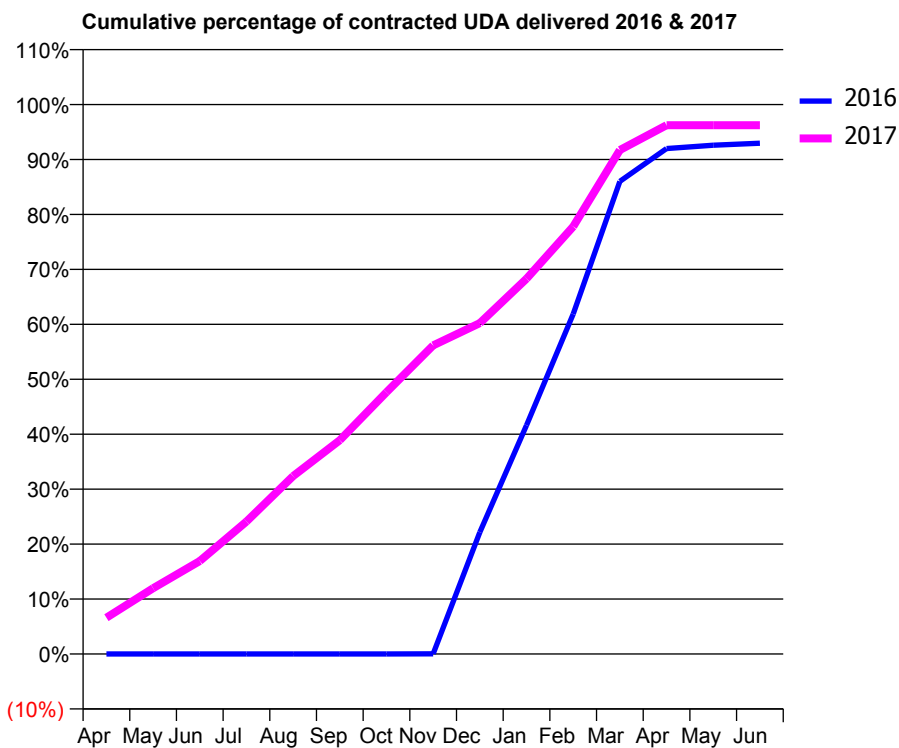
16/17 Contracted general activity (UDA)	9,767
Carry forward general activity (UDA)	-347
16/17 Contracted orthodontic activity (UOA)	0
Carry forward orthodontic activity (UOA)	0
Baseline contract value	£271,347.76

ACCESS*

Patients seen in 24 months	Total	Change since previous quarter
Quarter ending March 2016	1,303	
Quarter ending June 2016	1,751	↑
Quarter ending September 2016	2,167	↑
Quarter ending December 2016	2,447	↑
Quarter ending March 2017	2,896	↑
Variance since March 2016	122.3%	↑



ACTIVITY



Month	Adjusted Scheduled Activity (UDA)	
	2016	2017
April	0	646
May	0	1,169
June	0	1,653
July	0	2,355
August	0	3,164
September	0	3,801
October	0	4,654
November	1	5,487
December	896	5,881
January	1,682	6,670
February	2,500	7,598
March	3,476	8,959
April	3,717	9,398
May	3,742	9,398
June	3,756	9,398

QUALITY

	Quantity	Base Number	Contract	AT	Region	England
% of FP17s for the same patient ID Re-attending within 3 months - Children	172	1,160	14.8%	12.9%	13.3%	12.3%
% of FP17s for the same patient ID Re-attending within 3 months - Adults	806	3,166	25.5%	17.6%	17.3%	16.7%
% of FP17s for the same patient ID Re-attending between 3 & 9 months - Children	321	1,160	27.7%	56.2%	58.9%	57.6%
% of FP17s for the same patient ID Re-attending between 3 & 9 months - Adults	833	3,166	26.3%	49.9%	52.2%	50.1%
% of FP17s for Band 1 Urgent Courses	941	4,398	21.4%	10.4%	9.2%	9.1%
% of FP17s Relating to Free Repair or Replacements	81	4,398	1.8%	0.9%	1.0%	0.8%
% of FP17s Relating to Continuations	93	4,398	2.1%	1.3%	1.4%	1.2%
% of Patients satisfied with the dentistry they have received	5	5	N/A	92.1%	93.1%	92.8%
% of Patients satisfied with the time they had to wait for an appointment	5	5	N/A	88.1%	89.5%	88.7%

* This is based on patients treated on this contract for their most recent course of treatment. Figures in italics indicate the base number of FP17s or Patient Questionnaire responses are less than 100. N/A is shown where the base number of responses is less than 10 during the period. % is calculated as Quantity/Base number*100

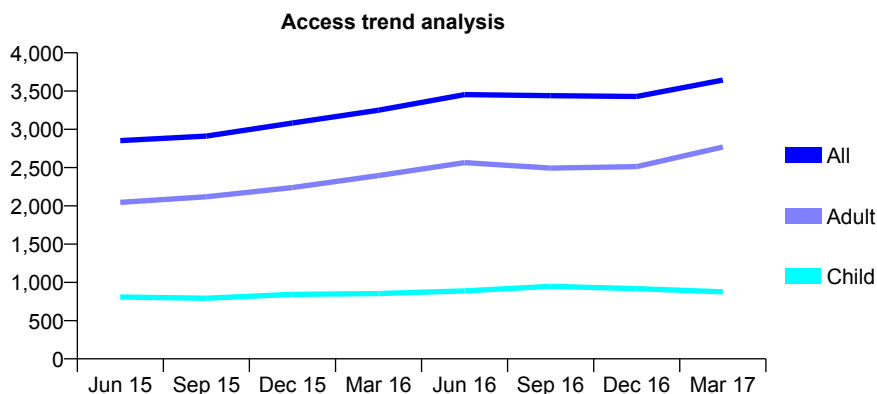
Q46 - Vital Signs At a Glance Contract Report for 729930/0001 - Year end March 2017

Name or company name	MR RW BROWN
Contract type name	GDS Contract
Purpose of contract	General
Contract start date	01/04/2006
Contract end date	

16/17 Contracted general activity (UDA)	11,431
Carry forward general activity (UDA)	-229
16/17 Contracted orthodontic activity (UOA)	0
Carry forward orthodontic activity (UOA)	0
Baseline contract value	£440,719.69

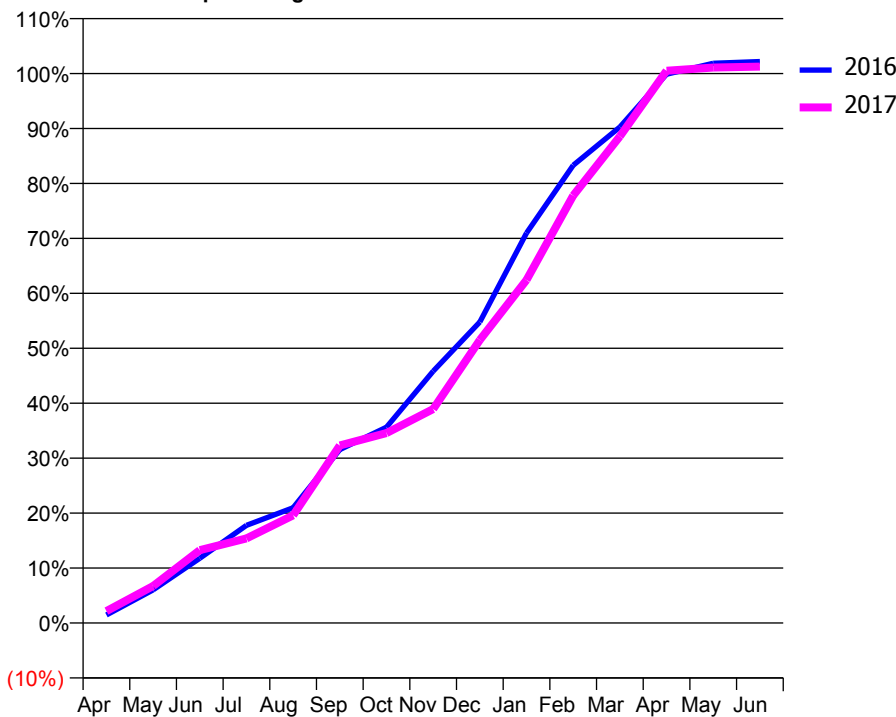
ACCESS*

Patients seen in 24 months	Total	Change since previous quarter
Quarter ending March 2016	3,250	
Quarter ending June 2016	3,453	↑
Quarter ending September 2016	3,440	→
Quarter ending December 2016	3,430	→
Quarter ending March 2017	3,644	↑
Variance since March 2016	12.1%	↑



ACTIVITY

Cumulative percentage of contracted UDA delivered 2016 & 2017



Month	Adjusted Scheduled Activity (UDA)	
	2016	2017
April	167	247
May	688	769
June	1,346	1,515
July	2,032	1,761
August	2,397	2,240
September	3,608	3,695
October	4,073	3,953
November	5,239	4,450
December	6,262	5,886
January	8,113	7,136
February	9,522	8,892
March	10,317	10,123
April	11,416	11,487
May	11,643	11,554
June	11,680	11,575

QUALITY

	Quantity	Base Number	Contract	AT	Region	England
% of FP17s for the same patient ID Re-attending within 3 months - Children	9	585	1.5%	12.9%	13.3%	12.3%
% of FP17s for the same patient ID Re-attending within 3 months - Adults	46	1,762	2.6%	17.6%	17.3%	16.7%
% of FP17s for the same patient ID Re-attending between 3 & 9 months - Children	101	585	17.3%	56.2%	58.9%	57.6%
% of FP17s for the same patient ID Re-attending between 3 & 9 months - Adults	204	1,762	11.6%	49.9%	52.2%	50.1%
% of FP17s for Band 1 Urgent Courses	110	2,312	4.8%	10.4%	9.2%	9.1%
% of FP17s Relating to Free Repair or Replacements	5	2,312	0.2%	0.9%	1.0%	0.8%
% of FP17s Relating to Continuations	3	2,312	0.1%	1.3%	1.4%	1.2%
% of Patients satisfied with the dentistry they have received	2	2	N/A	92.1%	93.1%	92.8%
% of Patients satisfied with the time they had to wait for an appointment	2	2	N/A	88.1%	89.5%	88.7%

* This is based on patients treated on this contract for their most recent course of treatment. Figures in italics indicate the base number of FP17s or Patient Questionnaire responses are less than 100. N/A is shown where the base number of responses is less than 10 during the period. % is calculated as Quantity/Base number*100

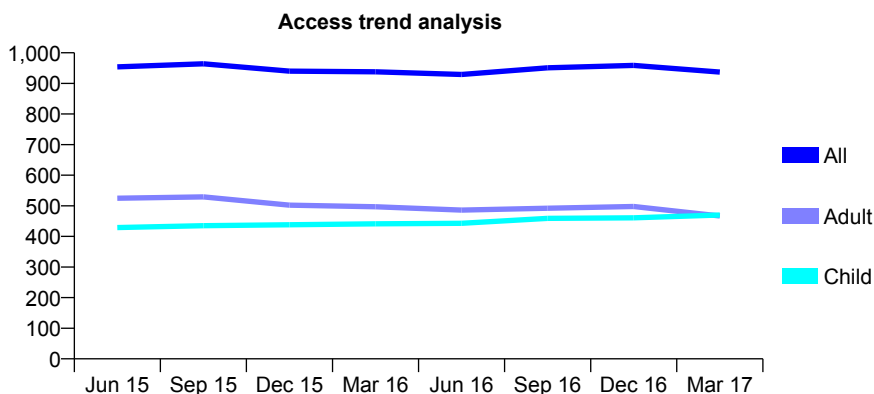
Q46 - Vital Signs At a Glance Contract Report for 731005/0001 - Year end March 2017

Name or company name	MR JA COOPER
Contract type name	GDS Contract
Purpose of contract	General
Contract start date	01/04/2006
Contract end date	

16/17 Contracted general activity (UDA)	3,737
Carry forward general activity (UDA)	-75
16/17 Contracted orthodontic activity (UOA)	0
Carry forward orthodontic activity (UOA)	0
Baseline contract value	£116,052.86

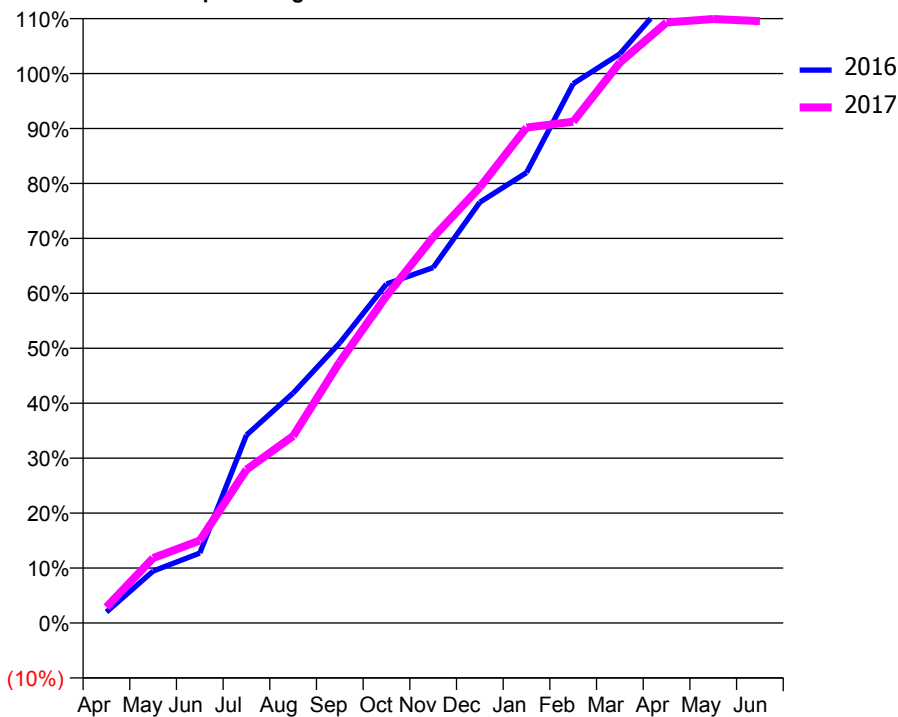
ACCESS*

Patients seen in 24 months	Total	Change since previous quarter
Quarter ending March 2016	938	
Quarter ending June 2016	929	→
Quarter ending September 2016	951	↑
Quarter ending December 2016	959	→
Quarter ending March 2017	937	↓
Variance since March 2016	(0.1%)	→



ACTIVITY

Cumulative percentage of contracted UDA delivered 2016 & 2017



Adjusted Scheduled Activity (UDA)

Month	2016	2017
April	75	109
May	353	442
June	475	561
July	1,279	1,043
August	1,564	1,272
September	1,906	1,776
October	2,305	2,225
November	2,417	2,624
December	2,862	2,963
January	3,063	3,369
February	3,668	3,409
March	3,871	3,812
April	4,236	4,084
May	4,298	4,108
June	4,301	4,093

QUALITY

	Quantity	Base Number	Contract	AT	Region	England
% of FP17s for the same patient ID Re-attending within 3 months - Children	105	727	14.4%	12.9%	13.3%	12.3%
% of FP17s for the same patient ID Re-attending within 3 months - Adults	197	707	27.9%	17.6%	17.3%	16.7%
% of FP17s for the same patient ID Re-attending between 3 & 9 months - Children	385	727	53.0%	56.2%	58.9%	57.6%
% of FP17s for the same patient ID Re-attending between 3 & 9 months - Adults	235	707	33.2%	49.9%	52.2%	50.1%
% of FP17s for Band 1 Urgent Courses	239	1,438	16.6%	10.4%	9.2%	9.1%
% of FP17s Relating to Free Repair or Replacements	0	1,438	0.0%	0.9%	1.0%	0.8%
% of FP17s Relating to Continuations	0	1,438	0.0%	1.3%	1.4%	1.2%
% of Patients satisfied with the dentistry they have received	0	0	N/A	92.1%	93.1%	92.8%
% of Patients satisfied with the time they had to wait for an appointment	0	0	N/A	88.1%	89.5%	88.7%

* This is based on patients treated on this contract for their most recent course of treatment. Figures in italics indicate the base number of FP17s or Patient Questionnaire responses are less than 100. N/A is shown where the base number of responses is less than 10 during the period. % is calculated as Quantity/Base number*100

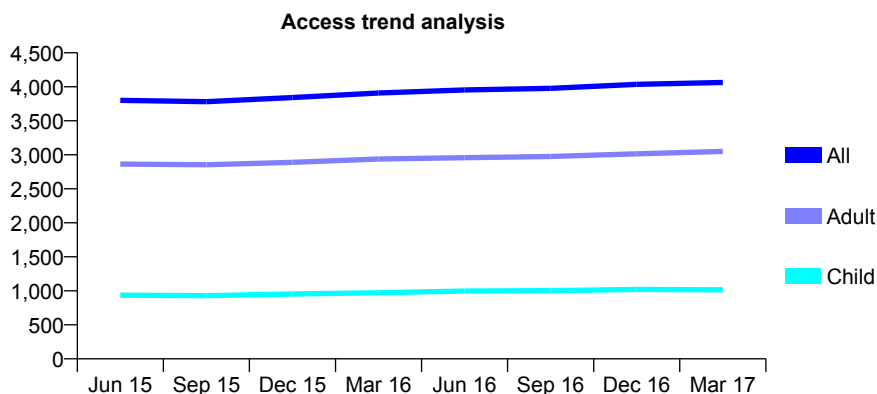
Q46 - Vital Signs At a Glance Contract Report for 732192/0003 - Year end March 2017

Name or company name	Red Rose Dental Group
Contract type name	GDS Contract
Purpose of contract	General
Contract start date	01/04/2006
Contract end date	

16/17 Contracted general activity (UDA)	11,959
Carry forward general activity (UDA)	-49
16/17 Contracted orthodontic activity (UOA)	0
Carry forward orthodontic activity (UOA)	0
Baseline contract value	£353,958.48

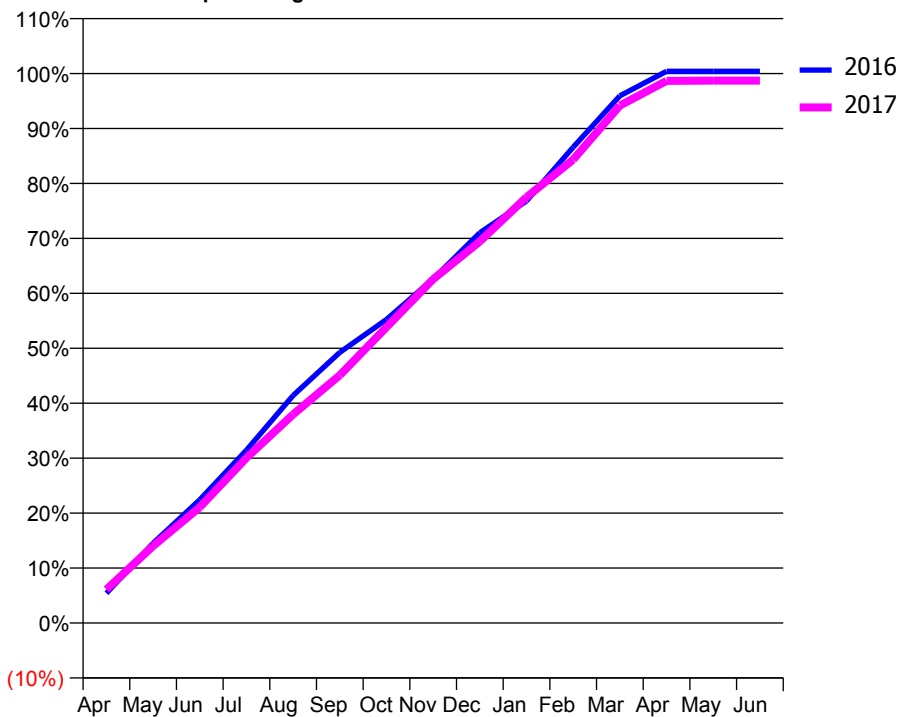
ACCESS*

Patients seen in 24 months	Total	Change since previous quarter
Quarter ending March 2016	3,909	
Quarter ending June 2016	3,954	→
Quarter ending September 2016	3,977	→
Quarter ending December 2016	4,036	→
Quarter ending March 2017	4,064	→
Variance since March 2016	4.0%	↑



ACTIVITY

Cumulative percentage of contracted UDA delivered 2016 & 2017



Month	Adjusted Scheduled Activity (UDA)	
	2016	2017
April	649	731
May	1,737	1,677
June	2,684	2,520
July	3,763	3,593
August	4,954	4,541
September	5,890	5,393
October	6,608	6,438
November	7,488	7,484
December	8,492	8,303
January	9,184	9,268
February	10,357	10,088
March	11,474	11,260
April	12,006	11,799
May	12,008	11,803
June	12,008	11,803

QUALITY

	Quantity	Base Number	Contract	AT	Region	England
% of FP17s for the same patient ID Re-attending within 3 months - Children	150	1,553	9.7%	12.9%	13.3%	12.3%
% of FP17s for the same patient ID Re-attending within 3 months - Adults	701	4,499	15.6%	17.6%	17.3%	16.7%
% of FP17s for the same patient ID Re-attending between 3 & 9 months - Children	907	1,553	58.4%	56.2%	58.9%	57.6%
% of FP17s for the same patient ID Re-attending between 3 & 9 months - Adults	2,246	4,499	49.9%	49.9%	52.2%	50.1%
% of FP17s for Band 1 Urgent Courses	500	6,053	8.3%	10.4%	9.2%	9.1%
% of FP17s Relating to Free Repair or Replacements	67	6,053	1.1%	0.9%	1.0%	0.8%
% of FP17s Relating to Continuations	144	6,053	2.4%	1.3%	1.4%	1.2%
% of Patients satisfied with the dentistry they have received	4	4	N/A	92.1%	93.1%	92.8%
% of Patients satisfied with the time they had to wait for an appointment	4	4	N/A	88.1%	89.5%	88.7%

* This is based on patients treated on this contract for their most recent course of treatment. Figures in italics indicate the base number of FP17s or Patient Questionnaire responses are less than 100. N/A is shown where the base number of responses is less than 10 during the period. % is calculated as Quantity/Base number*100

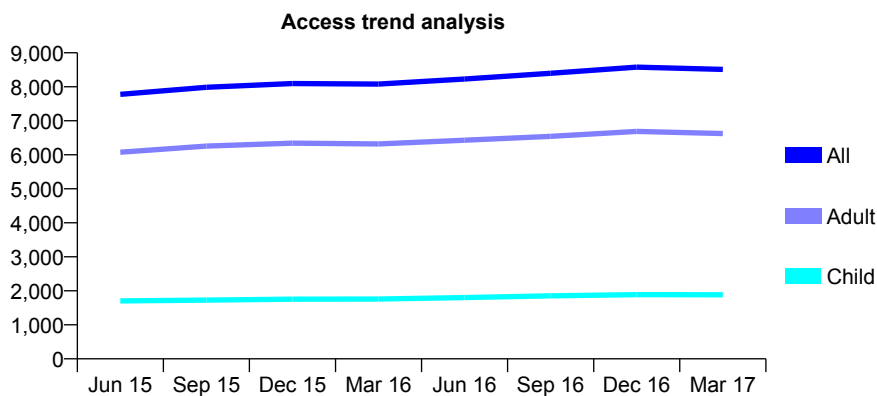
Q46 - Vital Signs At a Glance Contract Report for 732192/0004 - Year end March 2017

Name or company name	Red Rose Dental Group
Contract type name	GDS Contract
Purpose of contract	General
Contract start date	01/10/2007
Contract end date	

16/17 Contracted general activity (UDA)	21,384
Carry forward general activity (UDA)	-95
16/17 Contracted orthodontic activity (UOA)	0
Carry forward orthodontic activity (UOA)	0
Baseline contract value	£632,916.10

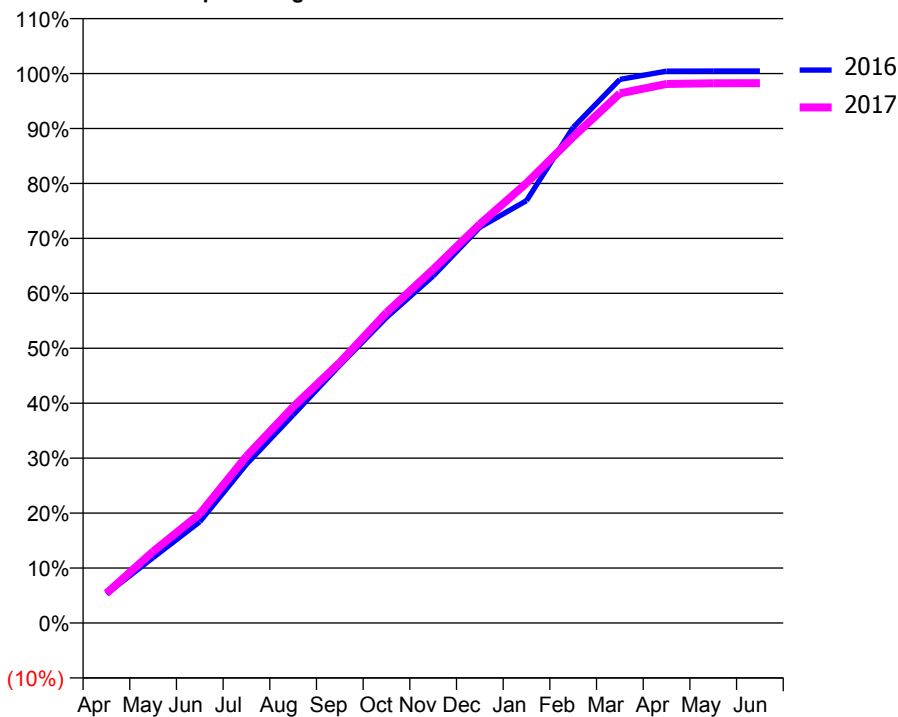
ACCESS*

Patients seen in 24 months	Total	Change since previous quarter
Quarter ending March 2016	8,079	
Quarter ending June 2016	8,229	→
Quarter ending September 2016	8,399	↑
Quarter ending December 2016	8,577	↑
Quarter ending March 2017	8,513	→
Variance since March 2016	5.4%	↑



ACTIVITY

Cumulative percentage of contracted UDA delivered 2016 & 2017



Month	Adjusted Scheduled Activity (UDA)	
	2016	2017
April	1,136	1,153
May	2,546	2,786
June	3,941	4,248
July	6,179	6,488
August	8,100	8,410
September	10,033	10,135
October	11,891	12,078
November	13,506	13,762
December	15,401	15,524
January	16,435	17,115
February	19,287	18,915
March	21,155	20,608
April	21,475	20,975
May	21,479	21,001
June	21,479	21,006

QUALITY

	Quantity	Base Number	Contract	AT	Region	England
% of FP17s for the same patient ID Re-attending within 3 months - Children	215	2,484	8.7%	12.9%	13.3%	12.3%
% of FP17s for the same patient ID Re-attending within 3 months - Adults	1,261	8,440	14.9%	17.6%	17.3%	16.7%
% of FP17s for the same patient ID Re-attending between 3 & 9 months - Children	1,279	2,484	51.5%	56.2%	58.9%	57.6%
% of FP17s for the same patient ID Re-attending between 3 & 9 months - Adults	4,253	8,440	50.4%	49.9%	52.2%	50.1%
% of FP17s for Band 1 Urgent Courses	956	10,959	8.7%	10.4%	9.2%	9.1%
% of FP17s Relating to Free Repair or Replacements	92	10,959	0.8%	0.9%	1.0%	0.8%
% of FP17s Relating to Continuations	298	10,959	2.7%	1.3%	1.4%	1.2%
% of Patients satisfied with the dentistry they have received	6	6	N/A	92.1%	93.1%	92.8%
% of Patients satisfied with the time they had to wait for an appointment	6	6	N/A	88.1%	89.5%	88.7%

* This is based on patients treated on this contract for their most recent course of treatment. Figures in italics indicate the base number of FP17s or Patient Questionnaire responses are less than 100. N/A is shown where the base number of responses is less than 10 during the period. % is calculated as Quantity/Base number*100

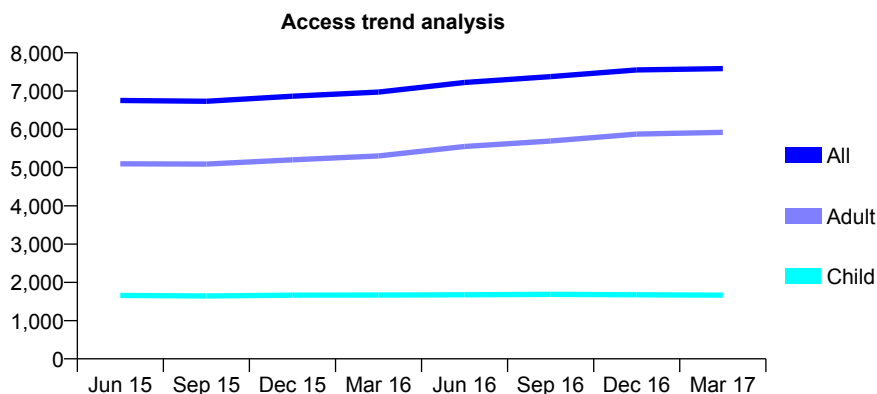
Q46 - Vital Signs At a Glance Contract Report for 732494/0001 - Year end March 2017

Name or company name	David Gill and Associates Partnership
Contract type name	GDS Contract
Purpose of contract	General
Contract start date	01/04/2006
Contract end date	

16/17 Contracted general activity (UDA)	21,547
Carry forward general activity (UDA)	-141
16/17 Contracted orthodontic activity (UOA)	0
Carry forward orthodontic activity (UOA)	0
Baseline contract value	£537,952.75

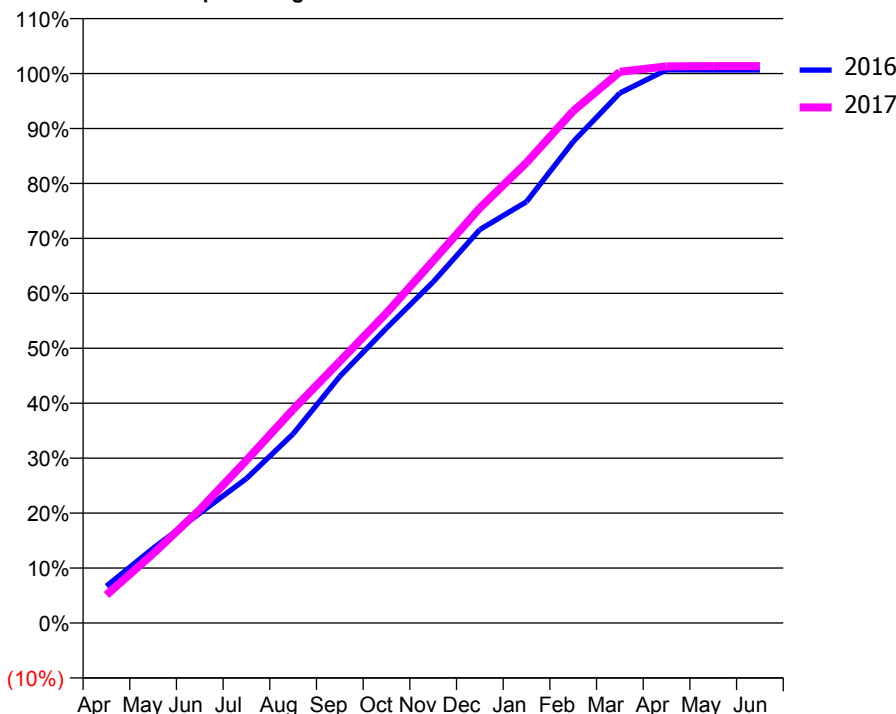
ACCESS*

Patients seen in 24 months	Total	Change since previous quarter
Quarter ending March 2016	6,972	
Quarter ending June 2016	7,226	↑
Quarter ending September 2016	7,379	↑
Quarter ending December 2016	7,551	↑
Quarter ending March 2017	7,588	→
Variance since March 2016	8.8%	↑



ACTIVITY

Cumulative percentage of contracted UDA delivered 2016 & 2017



Month	Adjusted Scheduled Activity (UDA)	
	2016	2017
April	1,443	1,103
May	2,933	2,715
June	4,307	4,445
July	5,664	6,384
August	7,419	8,372
September	9,669	10,260
October	11,562	12,156
November	13,372	14,203
December	15,426	16,275
January	16,520	18,052
February	18,875	20,074
March	20,784	21,615
April	21,692	21,829
May	21,688	21,836
June	21,688	21,837

QUALITY

	Quantity	Base Number	Contract	AT	Region	England
% of FP17s for the same patient ID Re-attending within 3 months - Children	584	3,327	17.6%	12.9%	13.3%	12.3%
% of FP17s for the same patient ID Re-attending within 3 months - Adults	922	9,283	9.9%	17.6%	17.3%	16.7%
% of FP17s for the same patient ID Re-attending between 3 & 9 months - Children	2,227	3,327	66.9%	56.2%	58.9%	57.6%
% of FP17s for the same patient ID Re-attending between 3 & 9 months - Adults	5,863	9,283	63.2%	49.9%	52.2%	50.1%
% of FP17s for Band 1 Urgent Courses	444	12,238	3.6%	10.4%	9.2%	9.1%
% of FP17s Relating to Free Repair or Replacements	105	12,238	0.9%	0.9%	1.0%	0.8%
% of FP17s Relating to Continuations	32	12,238	0.3%	1.3%	1.4%	1.2%
% of Patients satisfied with the dentistry they have received	16	16	100.0%	92.1%	93.1%	92.8%
% of Patients satisfied with the time they had to wait for an appointment	15	16	93.8%	88.1%	89.5%	88.7%

* This is based on patients treated on this contract for their most recent course of treatment. Figures in italics indicate the base number of FP17s or Patient Questionnaire responses are less than 100. N/A is shown where the base number of responses is less than 10 during the period. % is calculated as Quantity/Base number*100

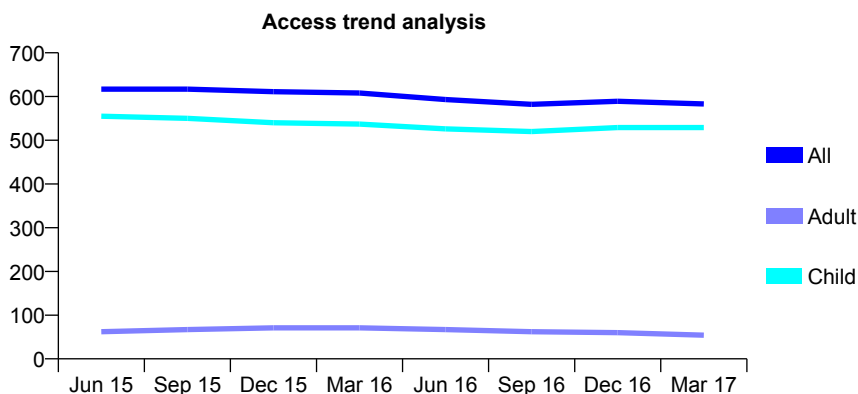
Q46 - Vital Signs At a Glance Contract Report for 732710/0001 - Year end March 2017

Name or company name	MRS DE SLOANE
Contract type name	GDS Contract
Purpose of contract	General
Contract start date	01/04/2006
Contract end date	

16/17 Contracted general activity (UDA)	923
Carry forward general activity (UDA)	-18
16/17 Contracted orthodontic activity (UOA)	0
Carry forward orthodontic activity (UOA)	0
Baseline contract value	£22,826.45

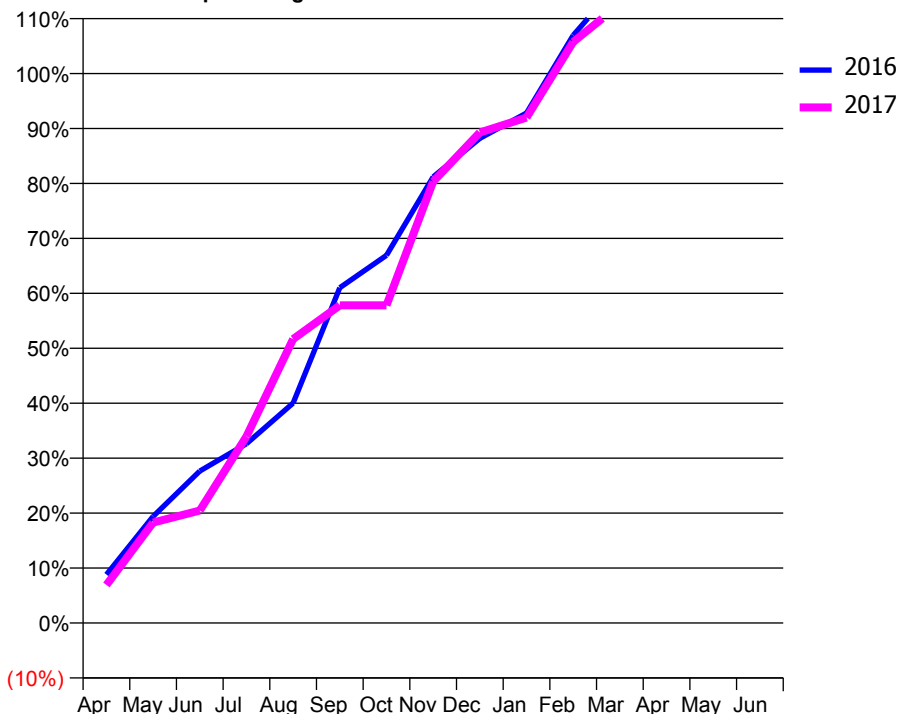
ACCESS*

Patients seen in 24 months	Total	Change since previous quarter
Quarter ending March 2016	608	
Quarter ending June 2016	593	↓
Quarter ending September 2016	582	↓
Quarter ending December 2016	589	→
Quarter ending March 2017	583	↓
Variance since March 2016	(4.1%)	↓



ACTIVITY

Cumulative percentage of contracted UDA delivered 2016 & 2017



Adjusted Scheduled Activity (UDA)

Month	2016	2017
April	81	64
May	179	169
June	255	189
July	301	313
August	369	477
September	563	534
October	618	534
November	749	742
December	814	824
January	857	849
February	987	976
March	1,077	1,039
April	1,136	1,159
May	1,136	1,159
June	1,136	1,159

QUALITY

	Quantity	Base Number	Contract	AT	Region	England
% of FP17s for the same patient ID Re-attending within 3 months - Children	63	863	7.3%	12.9%	13.3%	12.3%
% of FP17s for the same patient ID Re-attending within 3 months - Adults	1	32	3.1%	17.6%	17.3%	16.7%
% of FP17s for the same patient ID Re-attending between 3 & 9 months - Children	622	863	72.1%	56.2%	58.9%	57.6%
% of FP17s for the same patient ID Re-attending between 3 & 9 months - Adults	20	32	62.5%	49.9%	52.2%	50.1%
% of FP17s for Band 1 Urgent Courses	43	926	4.6%	10.4%	9.2%	9.1%
% of FP17s Relating to Free Repair or Replacements	0	926	0.0%	0.9%	1.0%	0.8%
% of FP17s Relating to Continuations	0	926	0.0%	1.3%	1.4%	1.2%
% of Patients satisfied with the dentistry they have received	0	0	N/A	92.1%	93.1%	92.8%
% of Patients satisfied with the time they had to wait for an appointment	0	0	N/A	88.1%	89.5%	88.7%

* This is based on patients treated on this contract for their most recent course of treatment. Figures in italics indicate the base number of FP17s or Patient Questionnaire responses are less than 100. N/A is shown where the base number of responses is less than 10 during the period. % is calculated as Quantity/Base number*100

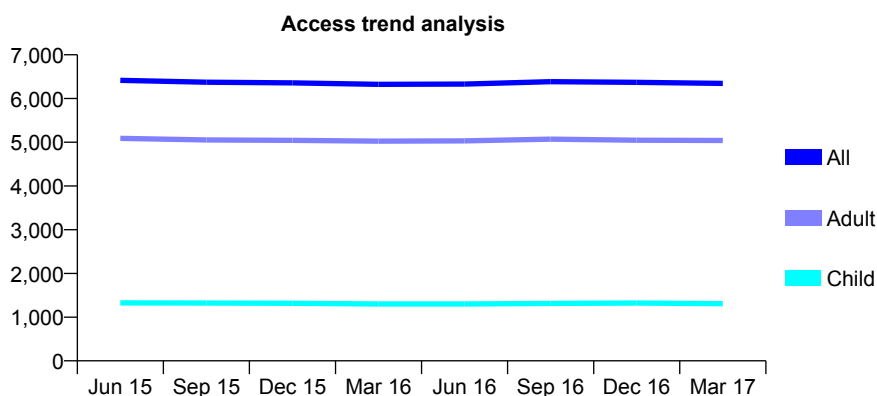
Q46 - Vital Signs At a Glance Contract Report for 738395/0001 - Year end March 2017

Name or company name	MR DM HARPER
Contract type name	GDS Contract
Purpose of contract	General and Orthodontic
Contract start date	01/04/2006
Contract end date	

16/17 Contracted general activity (UDA)	18,139
Carry forward general activity (UDA)	-358
16/17 Contracted orthodontic activity (UOA)	0
Carry forward orthodontic activity (UOA)	0
Baseline contract value	£564,317.42

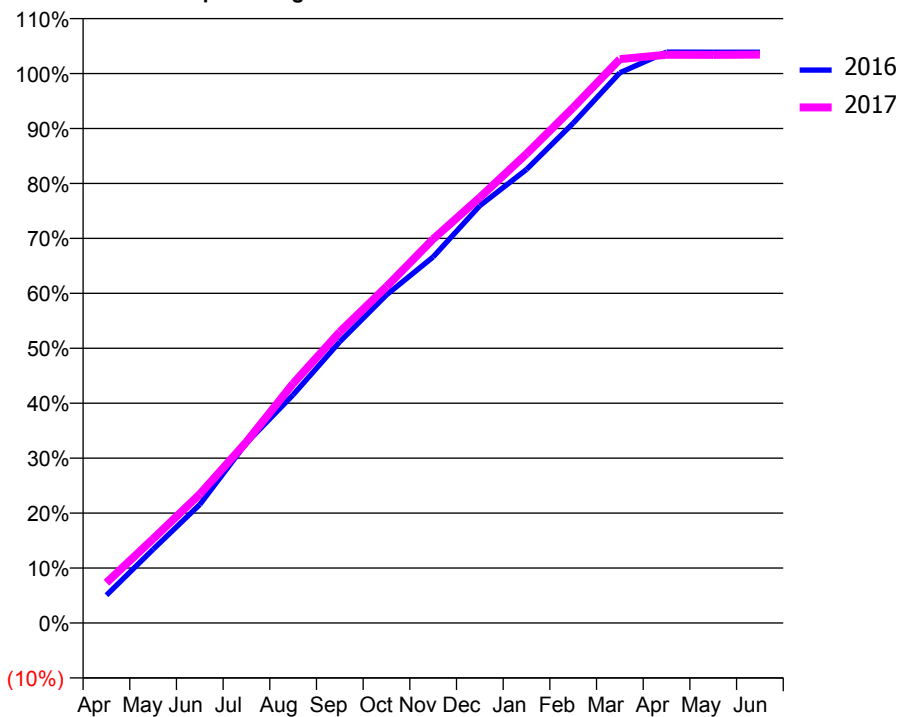
ACCESS*

Patients seen in 24 months	Total	Change since previous quarter
Quarter ending March 2016	6,325	
Quarter ending June 2016	6,331	→
Quarter ending September 2016	6,385	→
Quarter ending December 2016	6,369	→
Quarter ending March 2017	6,346	→
Variance since March 2016	0.3%	→



ACTIVITY

Cumulative percentage of contracted UDA delivered 2016 & 2017



Month	Adjusted Scheduled Activity (UDA)	
	2016	2017
April	911	1,333
May	2,413	2,780
June	3,883	4,255
July	5,900	5,979
August	7,476	7,908
September	9,215	9,609
October	10,749	11,102
November	11,997	12,676
December	13,671	14,050
January	14,859	15,488
February	16,379	17,014
March	18,028	18,614
April	18,704	18,757
May	18,703	18,755
June	18,702	18,763

QUALITY

	Quantity	Base Number	Contract	AT	Region	England
% of FP17s for the same patient ID Re-attending within 3 months - Children	156	2,169	7.2%	12.9%	13.3%	12.3%
% of FP17s for the same patient ID Re-attending within 3 months - Adults	1,242	7,849	15.8%	17.6%	17.3%	16.7%
% of FP17s for the same patient ID Re-attending between 3 & 9 months - Children	1,386	2,169	63.9%	56.2%	58.9%	57.6%
% of FP17s for the same patient ID Re-attending between 3 & 9 months - Adults	4,652	7,849	59.3%	49.9%	52.2%	50.1%
% of FP17s for Band 1 Urgent Courses	1,058	9,844	10.7%	10.4%	9.2%	9.1%
% of FP17s Relating to Free Repair or Replacements	97	9,844	1.0%	0.9%	1.0%	0.8%
% of FP17s Relating to Continuations	84	9,844	0.9%	1.3%	1.4%	1.2%
% of Patients satisfied with the dentistry they have received	6	6	N/A	92.1%	93.1%	92.8%
% of Patients satisfied with the time they had to wait for an appointment	5	6	N/A	88.1%	89.5%	88.7%

* This is based on patients treated on this contract for their most recent course of treatment. Figures in italics indicate the base number of FP17s or Patient Questionnaire responses are less than 100. N/A is shown where the base number of responses is less than 10 during the period. % is calculated as Quantity/Base number*100

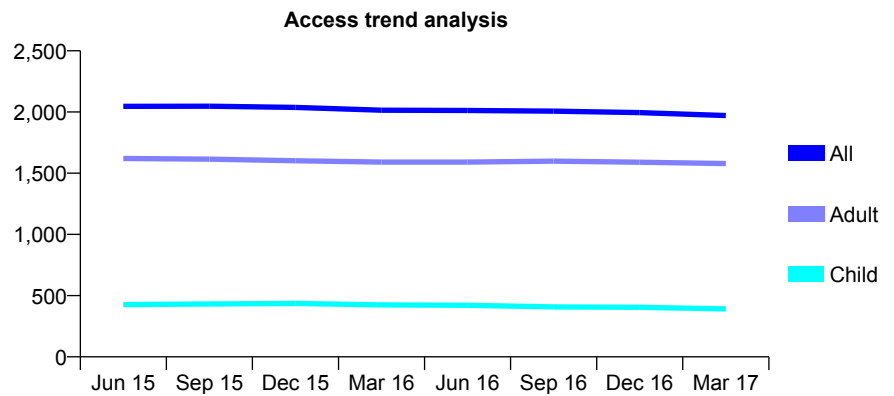
Q46 - Vital Signs At a Glance Contract Report for 738689/0001 - Year end March 2017

Name or company name	MR ID HASKINS
Contract type name	GDS Contract
Purpose of contract	General
Contract start date	01/04/2006
Contract end date	

16/17 Contracted general activity (UDA)	5,000
Carry forward general activity (UDA)	-100
16/17 Contracted orthodontic activity (UOA)	0
Carry forward orthodontic activity (UOA)	0
Baseline contract value	£115,366.60

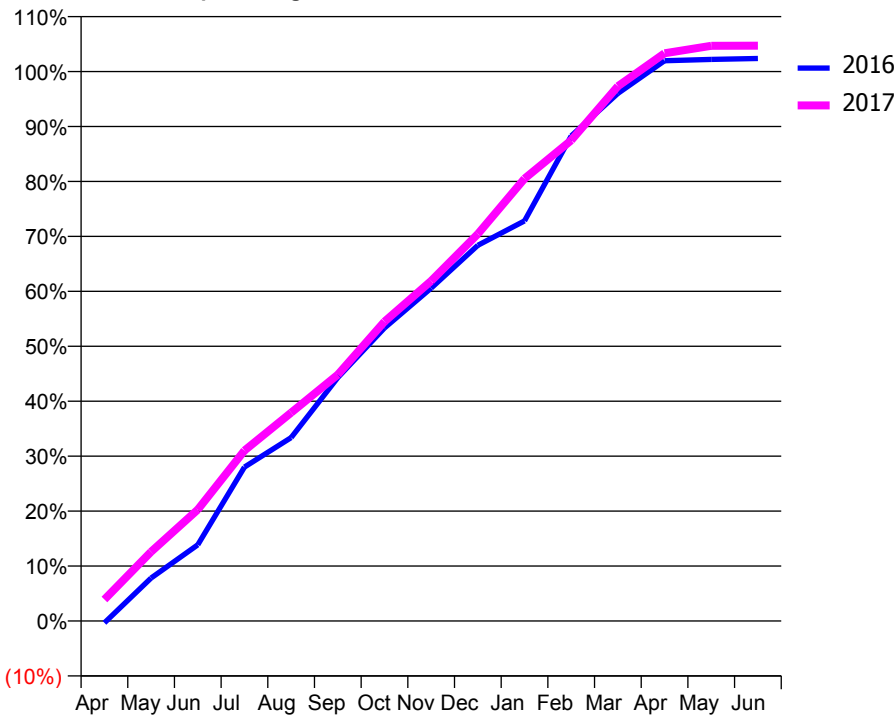
ACCESS*

Patients seen in 24 months	Total	Change since previous quarter
Quarter ending March 2016	2,015	
Quarter ending June 2016	2,012	→
Quarter ending September 2016	2,007	→
Quarter ending December 2016	1,995	→
Quarter ending March 2017	1,971	↓
Variance since March 2016	(2.2%)	↓



ACTIVITY

Cumulative percentage of contracted UDA delivered 2016 & 2017



Month	Adjusted Scheduled Activity (UDA)	
	2016	2017
April	-17	196
May	392	630
June	693	1,014
July	1,401	1,551
August	1,669	1,896
September	2,215	2,241
October	2,666	2,725
November	3,029	3,094
December	3,419	3,521
January	3,641	4,025
February	4,413	4,373
March	4,801	4,867
April	5,098	5,166
May	5,110	5,234
June	5,119	5,235

QUALITY

	Quantity	Base Number	Contract	AT	Region	England
% of FP17s for the same patient ID Re-attending within 3 months - Children	44	558	7.9%	12.9%	13.3%	12.3%
% of FP17s for the same patient ID Re-attending within 3 months - Adults	468	2,469	19.0%	17.6%	17.3%	16.7%
% of FP17s for the same patient ID Re-attending between 3 & 9 months - Children	358	558	64.2%	56.2%	58.9%	57.6%
% of FP17s for the same patient ID Re-attending between 3 & 9 months - Adults	1,435	2,469	58.1%	49.9%	52.2%	50.1%
% of FP17s for Band 1 Urgent Courses	203	3,079	6.6%	10.4%	9.2%	9.1%
% of FP17s Relating to Free Repair or Replacements	79	3,079	2.6%	0.9%	1.0%	0.8%
% of FP17s Relating to Continuations	64	3,079	2.1%	1.3%	1.4%	1.2%
% of Patients satisfied with the dentistry they have received	0	0	N/A	92.1%	93.1%	92.8%
% of Patients satisfied with the time they had to wait for an appointment	0	0	N/A	88.1%	89.5%	88.7%

* This is based on patients treated on this contract for their most recent course of treatment. Figures in italics indicate the base number of FP17s or Patient Questionnaire responses are less than 100. N/A is shown where the base number of responses is less than 10 during the period. % is calculated as Quantity/Base number*100

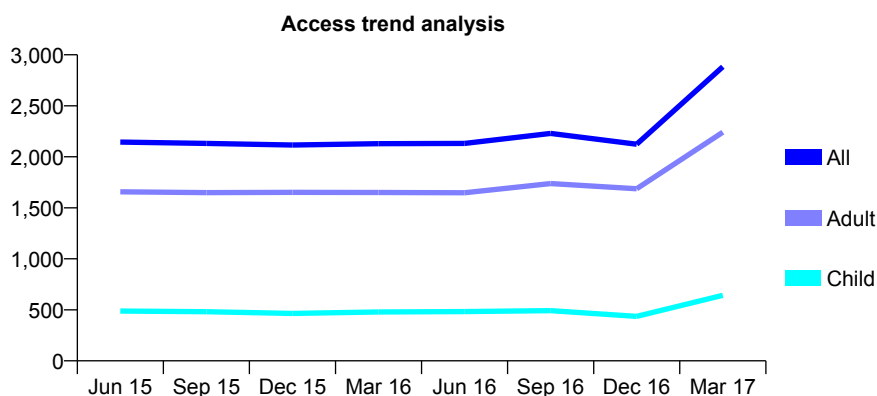
Q46 - Vital Signs At a Glance Contract Report for 739650/0001 - Year end March 2017

Name or company name	Ms G Midha
Contract type name	GDS Contract
Purpose of contract	General
Contract start date	01/04/2006
Contract end date	

16/17 Contracted general activity (UDA)	10,137
Carry forward general activity (UDA)	0
16/17 Contracted orthodontic activity (UOA)	0
Carry forward orthodontic activity (UOA)	0
Baseline contract value	£226,400.32

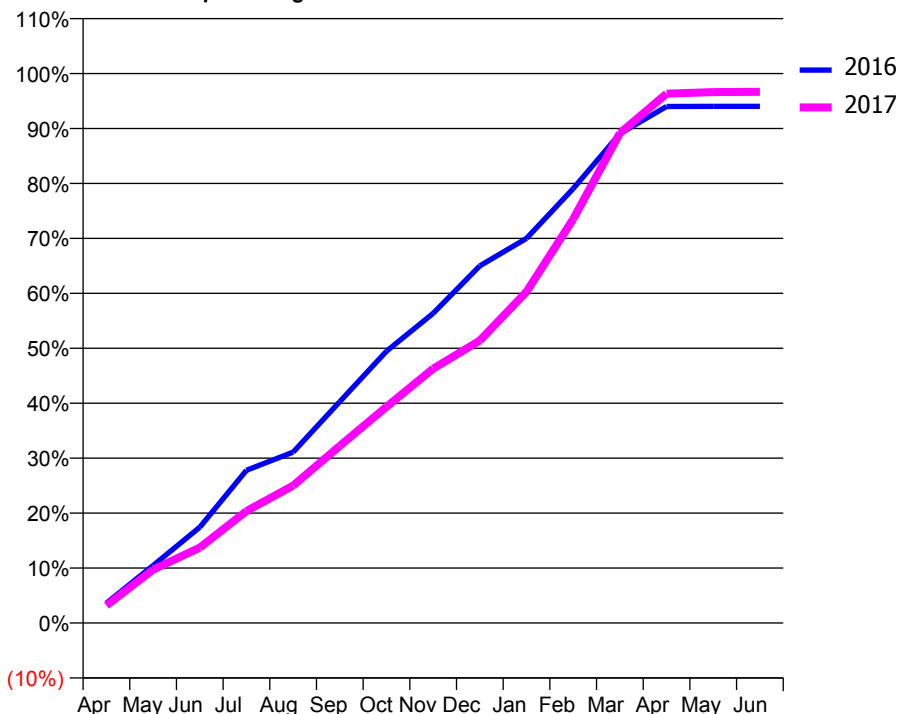
ACCESS*

Patients seen in 24 months	Total	Change since previous quarter
Quarter ending March 2016	2,129	
Quarter ending June 2016	2,131	→
Quarter ending September 2016	2,230	↑
Quarter ending December 2016	2,123	↓
Quarter ending March 2017	2,883	↑
Variance since March 2016	35.4%	↑



ACTIVITY

Cumulative percentage of contracted UDA delivered 2016 & 2017



Month	Adjusted Scheduled Activity (UDA)	
	2016	2017
April	298	323
May	858	985
June	1,430	1,391
July	2,279	2,064
August	2,551	2,535
September	3,305	3,267
October	4,057	3,988
November	4,622	4,693
December	5,330	5,210
January	5,740	6,111
February	6,483	7,451
March	7,302	9,037
April	7,708	9,765
May	7,710	9,794
June	7,710	9,798

QUALITY

	Quantity	Base Number	Contract	AT	Region	England
% of FP17s for the same patient ID Re-attending within 3 months - Children	101	801	12.6%	12.9%	13.3%	12.3%
% of FP17s for the same patient ID Re-attending within 3 months - Adults	629	3,060	20.6%	17.6%	17.3%	16.7%
% of FP17s for the same patient ID Re-attending between 3 & 9 months - Children	222	801	27.7%	56.2%	58.9%	57.6%
% of FP17s for the same patient ID Re-attending between 3 & 9 months - Adults	855	3,060	27.9%	49.9%	52.2%	50.1%
% of FP17s for Band 1 Urgent Courses	867	4,027	21.5%	10.4%	9.2%	9.1%
% of FP17s Relating to Free Repair or Replacements	34	4,027	0.8%	0.9%	1.0%	0.8%
% of FP17s Relating to Continuations	47	4,027	1.2%	1.3%	1.4%	1.2%
% of Patients satisfied with the dentistry they have received	1	1	N/A	92.1%	93.1%	92.8%
% of Patients satisfied with the time they had to wait for an appointment	1	1	N/A	88.1%	89.5%	88.7%

* This is based on patients treated on this contract for their most recent course of treatment. Figures in italics indicate the base number of FP17s or Patient Questionnaire responses are less than 100. N/A is shown where the base number of responses is less than 10 during the period. % is calculated as Quantity/Base number*100

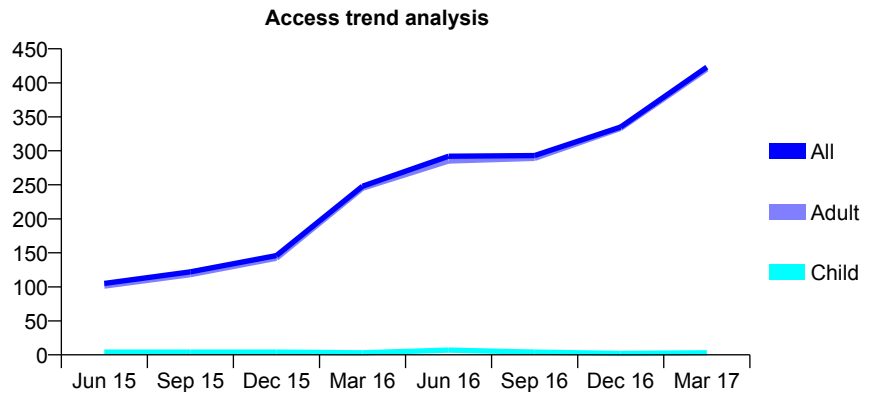
Q46 - Vital Signs At a Glance Contract Report for 741582/0001 - Year end March 2017

Name or company name	Red Rose Dental Group
Contract type name	PDS Contract
Purpose of contract	General
Contract start date	01/09/2007
Contract end date	31/03/2019

16/17 Contracted general activity (UDA)	1,392
Carry forward general activity (UDA)	0
16/17 Contracted orthodontic activity (UOA)	0
Carry forward orthodontic activity (UOA)	0
Baseline contract value	£250,666.67

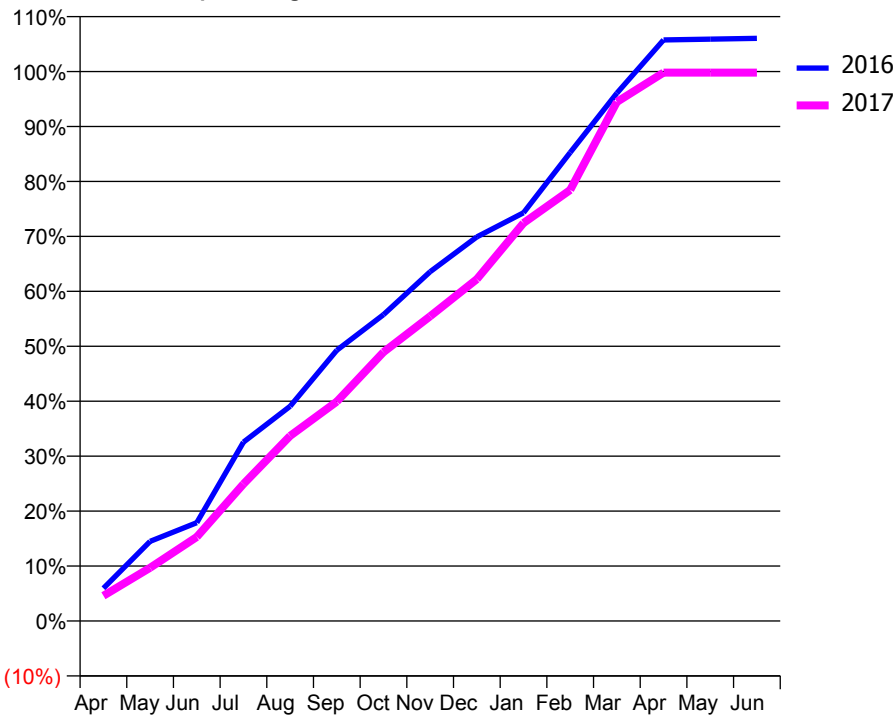
ACCESS*

Patients seen in 24 months	Total	Change since previous quarter
Quarter ending March 2016	248	
Quarter ending June 2016	292	↑
Quarter ending September 2016	293	→
Quarter ending December 2016	335	↑
Quarter ending March 2017	423	↑
Variance since March 2016	70.6%	↑



ACTIVITY

Cumulative percentage of contracted UDA delivered 2016 & 2017



Month	Adjusted Scheduled Activity (UDA)	
	2016	2017
April	83	64
May	202	135
June	249	213
July	453	347
August	544	469
September	686	556
October	776	681
November	885	772
December	973	866
January	1,034	1,008
February	1,187	1,092
March	1,337	1,315
April	1,472	1,389
May	1,474	1,389
June	1,476	1,389

QUALITY

	Quantity	Base Number	Contract	AT	Region	England
% of FP17s for the same patient ID Re-attending within 3 months - Children	0	7	0.0%	12.9%	13.3%	12.3%
% of FP17s for the same patient ID Re-attending within 3 months - Adults	10	529	1.9%	17.6%	17.3%	16.7%
% of FP17s for the same patient ID Re-attending between 3 & 9 months - Children	0	7	0.0%	56.2%	58.9%	57.6%
% of FP17s for the same patient ID Re-attending between 3 & 9 months - Adults	1	529	0.2%	49.9%	52.2%	50.1%
% of FP17s for Band 1 Urgent Courses	0	513	0.0%	10.4%	9.2%	9.1%
% of FP17s Relating to Free Repair or Replacements	0	513	0.0%	0.9%	1.0%	0.8%
% of FP17s Relating to Continuations	0	513	0.0%	1.3%	1.4%	1.2%
% of Patients satisfied with the dentistry they have received	0	0	N/A	92.1%	93.1%	92.8%
% of Patients satisfied with the time they had to wait for an appointment	0	0	N/A	88.1%	89.5%	88.7%

* This is based on patients treated on this contract for their most recent course of treatment. Figures in italics indicate the base number of FP17s or Patient Questionnaire responses are less than 100. N/A is shown where the base number of responses is less than 10 during the period. % is calculated as Quantity/Base number*100

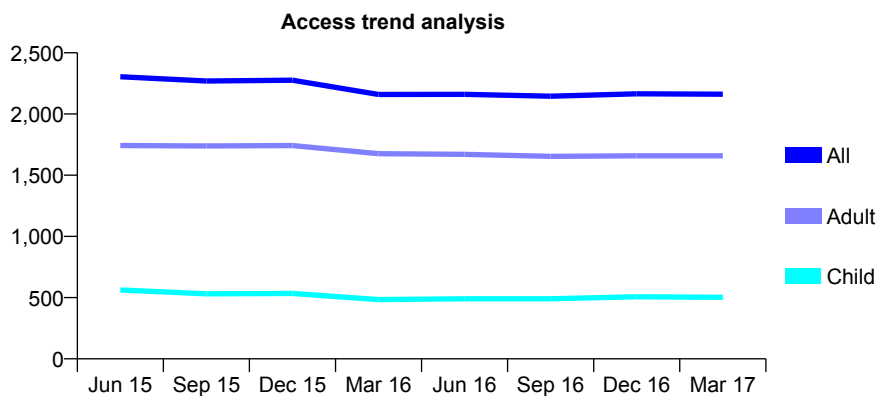
Q46 - Vital Signs At a Glance Contract Report for 742422/0001 - Year end March 2017

Name or company name	MRS JM MASON
Contract type name	GDS Contract
Purpose of contract	General
Contract start date	01/04/2006
Contract end date	

16/17 Contracted general activity (UDA)	7,226
Carry forward general activity (UDA)	-60
16/17 Contracted orthodontic activity (UOA)	0
Carry forward orthodontic activity (UOA)	0
Baseline contract value	£172,407.19

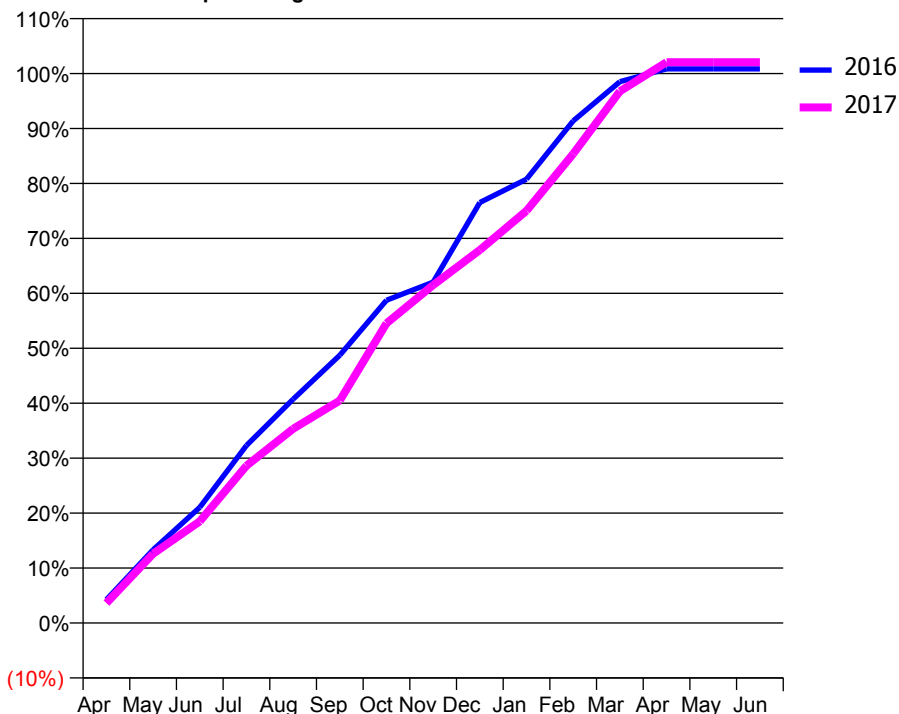
ACCESS*

Patients seen in 24 months	Total	Change since previous quarter
Quarter ending March 2016	2,160	
Quarter ending June 2016	2,161	→
Quarter ending September 2016	2,145	→
Quarter ending December 2016	2,165	→
Quarter ending March 2017	2,162	→
Variance since March 2016	0.1%	→



ACTIVITY

Cumulative percentage of contracted UDA delivered 2016 & 2017



Month	Adjusted Scheduled Activity (UDA)	
	2016	2017
April	308	262
May	964	912
June	1,522	1,336
July	2,335	2,069
August	2,943	2,553
September	3,522	2,925
October	4,245	3,940
November	4,483	4,444
December	5,529	4,906
January	5,837	5,422
February	6,603	6,170
March	7,118	6,992
April	7,286	7,374
May	7,286	7,374
June	7,286	7,374

QUALITY

	Quantity	Base Number	Contract	AT	Region	England
% of FP17s for the same patient ID Re-attending within 3 months - Children	49	781	6.3%	12.9%	13.3%	12.3%
% of FP17s for the same patient ID Re-attending within 3 months - Adults	305	2,532	12.0%	17.6%	17.3%	16.7%
% of FP17s for the same patient ID Re-attending between 3 & 9 months - Children	465	781	59.5%	56.2%	58.9%	57.6%
% of FP17s for the same patient ID Re-attending between 3 & 9 months - Adults	1,434	2,532	56.6%	49.9%	52.2%	50.1%
% of FP17s for Band 1 Urgent Courses	298	3,389	8.8%	10.4%	9.2%	9.1%
% of FP17s Relating to Free Repair or Replacements	119	3,389	3.5%	0.9%	1.0%	0.8%
% of FP17s Relating to Continuations	30	3,389	0.9%	1.3%	1.4%	1.2%
% of Patients satisfied with the dentistry they have received	1	1	N/A	92.1%	93.1%	92.8%
% of Patients satisfied with the time they had to wait for an appointment	1	1	N/A	88.1%	89.5%	88.7%

* This is based on patients treated on this contract for their most recent course of treatment. Figures in italics indicate the base number of FP17s or Patient Questionnaire responses are less than 100. N/A is shown where the base number of responses is less than 10 during the period. % is calculated as Quantity/Base number*100

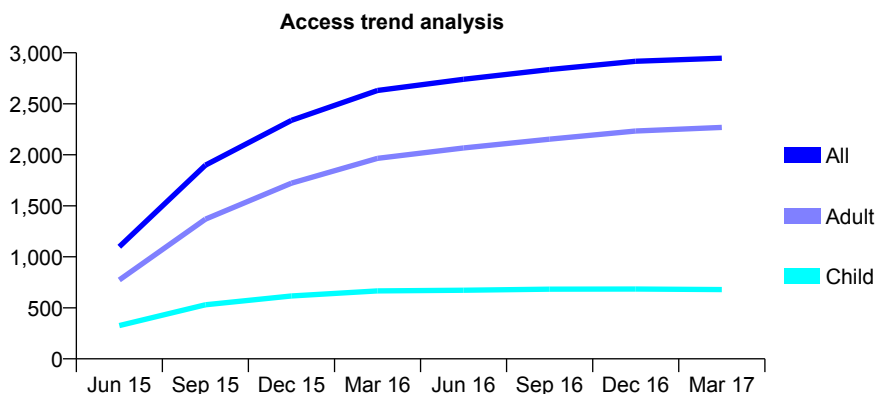
Q46 - Vital Signs At a Glance Contract Report for 746428/0001 - Year end March 2017

Name or company name	MR EH BURKE
Contract type name	GDS Contract
Purpose of contract	General
Contract start date	01/03/2015
Contract end date	

16/17 Contracted general activity (UDA)	8,718
Carry forward general activity (UDA)	287
16/17 Contracted orthodontic activity (UOA)	0
Carry forward orthodontic activity (UOA)	0
Baseline contract value	£274,286.15

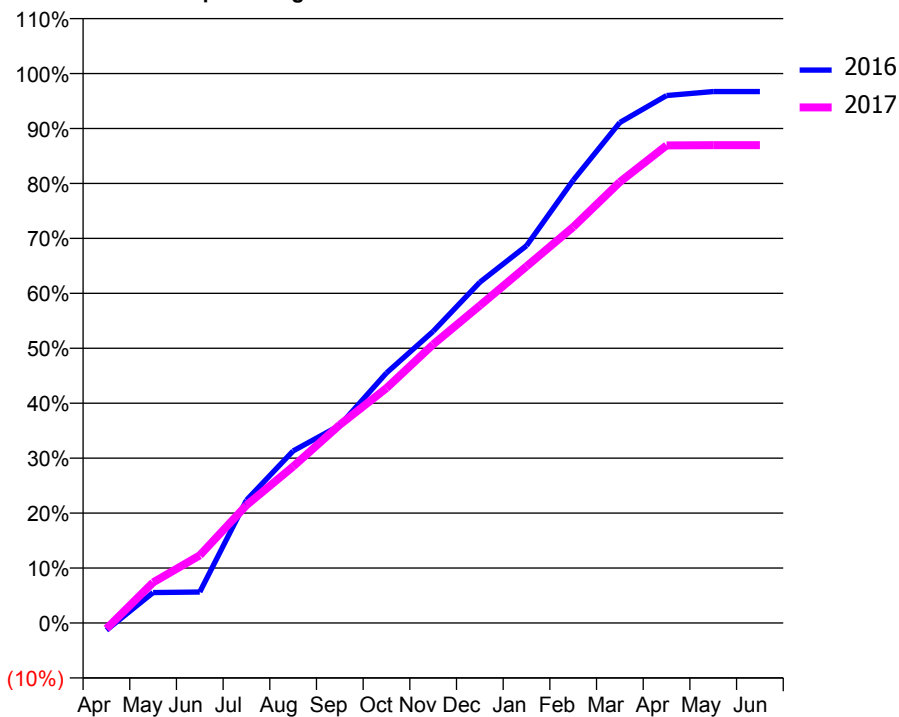
ACCESS*

Patients seen in 24 months	Total	Change since previous quarter
Quarter ending March 2016	2,631	
Quarter ending June 2016	2,740	↑
Quarter ending September 2016	2,836	↑
Quarter ending December 2016	2,917	↑
Quarter ending March 2017	2,947	→
Variance since March 2016	12.0%	↑



ACTIVITY

Cumulative percentage of contracted UDA delivered 2016 & 2017



Month	Adjusted Scheduled Activity (UDA)	
	2016	2017
April	-116	-91
May	483	644
June	492	1,074
July	1,949	1,870
August	2,730	2,482
September	3,137	3,146
October	3,968	3,727
November	4,628	4,420
December	5,406	5,037
January	5,986	5,658
February	7,024	6,283
March	7,942	6,998
April	8,368	7,577
May	8,431	7,580
June	8,431	7,580

QUALITY

	Quantity	Base Number	Contract	AT	Region	England
% of FP17s for the same patient ID Re-attending within 3 months - Children	72	1,074	6.7%	12.9%	13.3%	12.3%
% of FP17s for the same patient ID Re-attending within 3 months - Adults	391	3,109	12.6%	17.6%	17.3%	16.7%
% of FP17s for the same patient ID Re-attending between 3 & 9 months - Children	776	1,074	72.3%	56.2%	58.9%	57.6%
% of FP17s for the same patient ID Re-attending between 3 & 9 months - Adults	1,952	3,109	62.8%	49.9%	52.2%	50.1%
% of FP17s for Band 1 Urgent Courses	232	4,241	5.5%	10.4%	9.2%	9.1%
% of FP17s Relating to Free Repair or Replacements	16	4,241	0.4%	0.9%	1.0%	0.8%
% of FP17s Relating to Continuations	60	4,241	1.4%	1.3%	1.4%	1.2%
% of Patients satisfied with the dentistry they have received	1	1	N/A	92.1%	93.1%	92.8%
% of Patients satisfied with the time they had to wait for an appointment	1	1	N/A	88.1%	89.5%	88.7%

* This is based on patients treated on this contract for their most recent course of treatment. Figures in italics indicate the base number of FP17s or Patient Questionnaire responses are less than 100. N/A is shown where the base number of responses is less than 10 during the period. % is calculated as Quantity/Base number*100

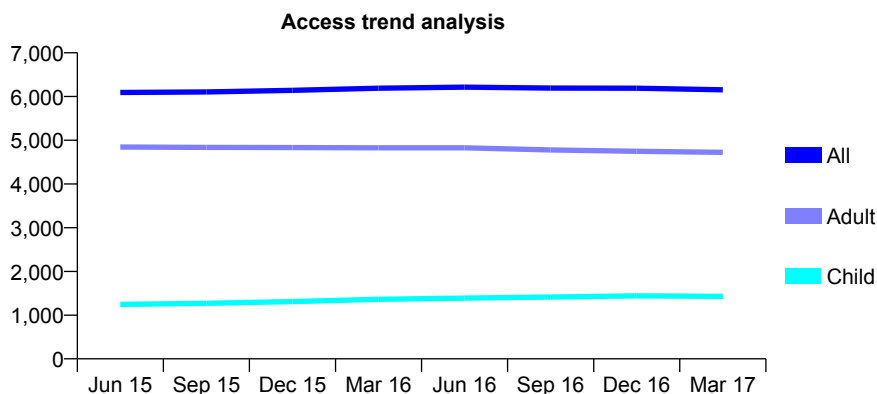
Q46 - Vital Signs At a Glance Contract Report for 749389/0001 - Year end March 2017

Name or company name	MR PJ HUGHES
Contract type name	GDS Contract
Purpose of contract	General
Contract start date	01/02/2008
Contract end date	

16/17 Contracted general activity (UDA)	15,643
Carry forward general activity (UDA)	-105
16/17 Contracted orthodontic activity (UOA)	0
Carry forward orthodontic activity (UOA)	0
Baseline contract value	£419,431.30

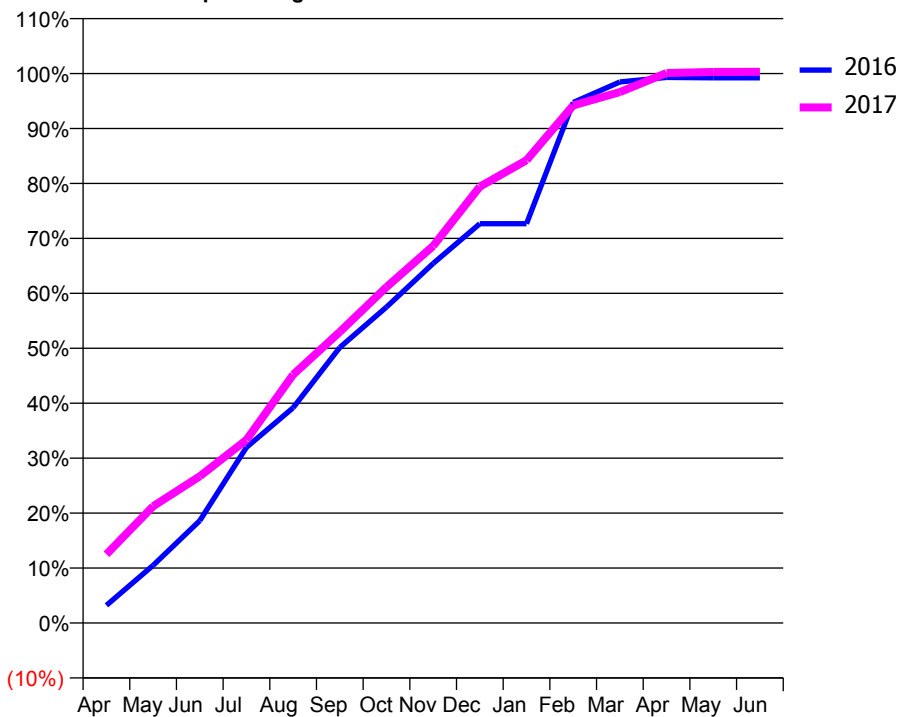
ACCESS*

Patients seen in 24 months	Total	Change since previous quarter
Quarter ending March 2016	6,190	
Quarter ending June 2016	6,216	→
Quarter ending September 2016	6,192	→
Quarter ending December 2016	6,190	→
Quarter ending March 2017	6,153	→
Variance since March 2016	(0.6%)	→



ACTIVITY

Cumulative percentage of contracted UDA delivered 2016 & 2017



Month	Adjusted Scheduled Activity (UDA)	
	2016	2017
April	511	1,955
May	1,671	3,325
June	2,965	4,178
July	5,092	5,216
August	6,240	7,069
September	7,985	8,290
October	9,155	9,563
November	10,418	10,733
December	11,570	12,422
January	11,570	13,176
February	15,084	14,734
March	15,677	15,114
April	15,811	15,655
May	15,800	15,689
June	15,800	15,692

QUALITY

	Quantity	Base Number	Contract	AT	Region	England
% of FP17s for the same patient ID Re-attending within 3 months - Children	126	2,258	5.6%	12.9%	13.3%	12.3%
% of FP17s for the same patient ID Re-attending within 3 months - Adults	1,008	6,848	14.7%	17.6%	17.3%	16.7%
% of FP17s for the same patient ID Re-attending between 3 & 9 months - Children	1,503	2,258	66.6%	56.2%	58.9%	57.6%
% of FP17s for the same patient ID Re-attending between 3 & 9 months - Adults	3,532	6,848	51.6%	49.9%	52.2%	50.1%
% of FP17s for Band 1 Urgent Courses	580	9,202	6.3%	10.4%	9.2%	9.1%
% of FP17s Relating to Free Repair or Replacements	203	9,202	2.2%	0.9%	1.0%	0.8%
% of FP17s Relating to Continuations	92	9,202	1.0%	1.3%	1.4%	1.2%
% of Patients satisfied with the dentistry they have received	6	6	N/A	92.1%	93.1%	92.8%
% of Patients satisfied with the time they had to wait for an appointment	6	6	N/A	88.1%	89.5%	88.7%

* This is based on patients treated on this contract for their most recent course of treatment. Figures in italics indicate the base number of FP17s or Patient Questionnaire responses are less than 100. N/A is shown where the base number of responses is less than 10 during the period. % is calculated as Quantity/Base number*100

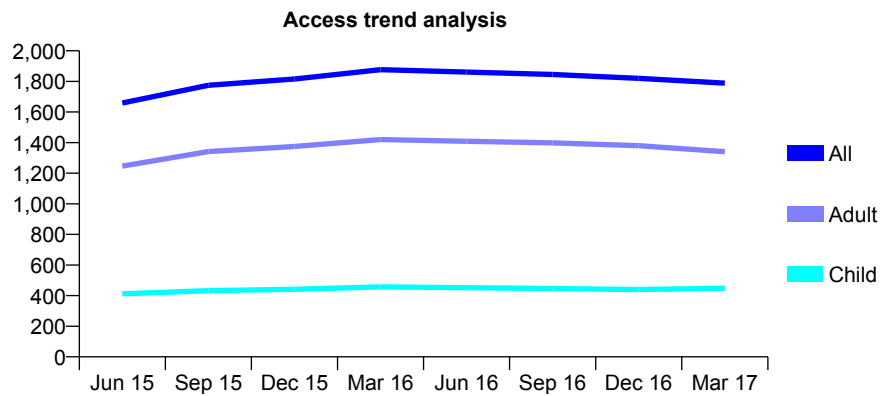
Q46 - Vital Signs At a Glance Contract Report for 749656/0004 - Year end March 2017

Name or company name	MR R HUNTER-JAMES
Contract type name	GDS Contract
Purpose of contract	General
Contract start date	01/04/2006
Contract end date	

16/17 Contracted general activity (UDA)	5,777
Carry forward general activity (UDA)	250
16/17 Contracted orthodontic activity (UOA)	0
Carry forward orthodontic activity (UOA)	0
Baseline contract value	£154,475.31

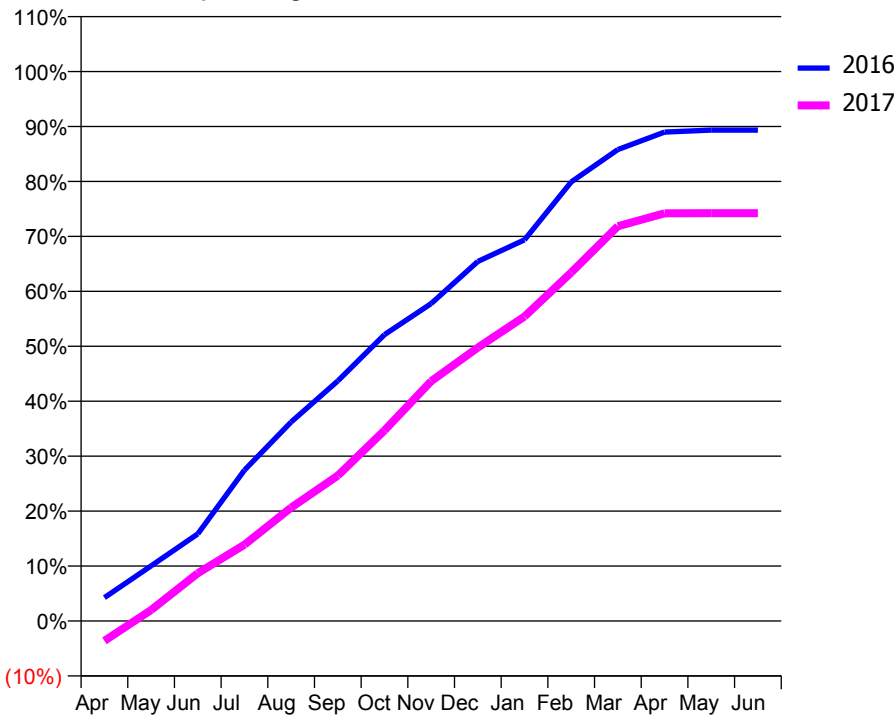
ACCESS*

Patients seen in 24 months	Total	Change since previous quarter
Quarter ending March 2016	1,877	
Quarter ending June 2016	1,861	→
Quarter ending September 2016	1,845	→
Quarter ending December 2016	1,820	↓
Quarter ending March 2017	1,789	↓
Variance since March 2016	(4.7%)	↓



ACTIVITY

Cumulative percentage of contracted UDA delivered 2016 & 2017



Month	Adjusted Scheduled Activity (UDA)	
	2016	2017
April	246	-210
May	579	116
June	916	503
July	1,587	803
August	2,093	1,192
September	2,524	1,529
October	3,011	2,005
November	3,338	2,522
December	3,780	2,875
January	4,008	3,202
February	4,616	3,663
March	4,957	4,151
April	5,140	4,287
May	5,160	4,288
June	5,160	4,288

QUALITY

	Quantity	Base Number	Contract	AT	Region	England
% of FP17s for the same patient ID Re-attending within 3 months - Children	51	470	10.9%	12.9%	13.3%	12.3%
% of FP17s for the same patient ID Re-attending within 3 months - Adults	281	1,570	17.9%	17.6%	17.3%	16.7%
% of FP17s for the same patient ID Re-attending between 3 & 9 months - Children	162	470	34.5%	56.2%	58.9%	57.6%
% of FP17s for the same patient ID Re-attending between 3 & 9 months - Adults	531	1,570	33.8%	49.9%	52.2%	50.1%
% of FP17s for Band 1 Urgent Courses	383	2,025	18.9%	10.4%	9.2%	9.1%
% of FP17s Relating to Free Repair or Replacements	22	2,025	1.1%	0.9%	1.0%	0.8%
% of FP17s Relating to Continuations	2	2,025	0.1%	1.3%	1.4%	1.2%
% of Patients satisfied with the dentistry they have received	1	2	N/A	92.1%	93.1%	92.8%
% of Patients satisfied with the time they had to wait for an appointment	2	2	N/A	88.1%	89.5%	88.7%

* This is based on patients treated on this contract for their most recent course of treatment. Figures in italics indicate the base number of FP17s or Patient Questionnaire responses are less than 100. N/A is shown where the base number of responses is less than 10 during the period. % is calculated as Quantity/Base number*100

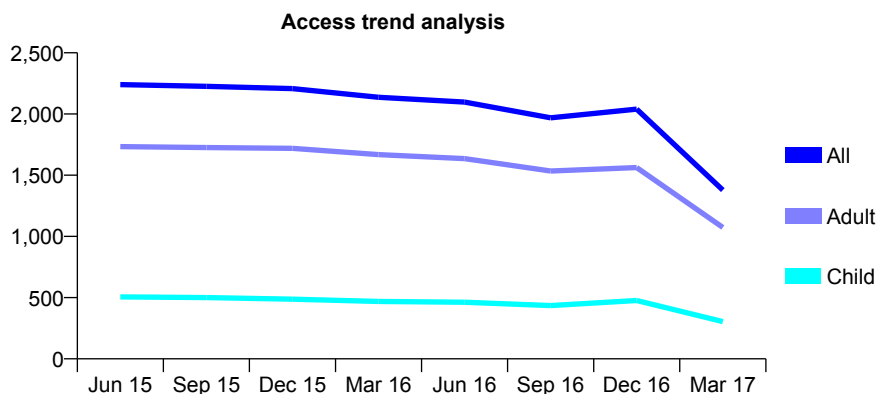
Q46 - Vital Signs At a Glance Contract Report for 752193/0002 - Year end March 2017

Name or company name	Ms G Midha
Contract type name	GDS Contract
Purpose of contract	General
Contract start date	01/04/2006
Contract end date	01/01/2017

16/17 Contracted general activity (UDA)	5,897
Carry forward general activity (UDA)	0
16/17 Contracted orthodontic activity (UOA)	0
Carry forward orthodontic activity (UOA)	0
Baseline contract value	£142,759.04

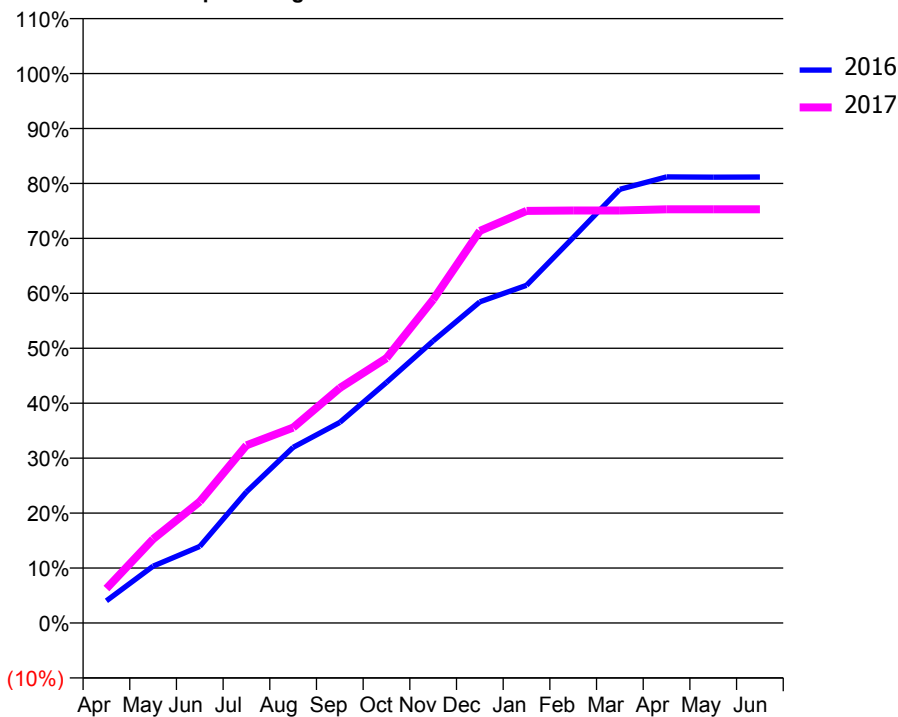
ACCESS*

Patients seen in 24 months	Total	Change since previous quarter
Quarter ending March 2016	2,137	
Quarter ending June 2016	2,098	↓
Quarter ending September 2016	1,969	↓
Quarter ending December 2016	2,040	↑
Quarter ending March 2017	1,379	↓
Variance since March 2016	(35.5%)	↓



ACTIVITY

Cumulative percentage of contracted UDA delivered 2016 & 2017



Adjusted Scheduled Activity (UDA)

Month	2016	2017
April	317	370
May	811	901
June	1,093	1,303
July	1,869	1,907
August	2,505	2,097
September	2,860	2,522
October	3,430	2,843
November	4,022	3,471
December	4,578	4,207
January	4,814	4,423
February	5,495	4,427
March	6,184	4,427
April	6,360	4,439
May	6,356	4,439
June	6,358	4,439

QUALITY

	Quantity	Base Number	Contract	AT	Region	England
% of FP17s for the same patient ID Re-attending within 3 months - Children	43	458	9.4%	12.9%	13.3%	12.3%
% of FP17s for the same patient ID Re-attending within 3 months - Adults	255	1,703	15.0%	17.6%	17.3%	16.7%
% of FP17s for the same patient ID Re-attending between 3 & 9 months - Children	183	458	40.0%	56.2%	58.9%	57.6%
% of FP17s for the same patient ID Re-attending between 3 & 9 months - Adults	778	1,703	45.7%	49.9%	52.2%	50.1%
% of FP17s for Band 1 Urgent Courses	271	2,107	12.9%	10.4%	9.2%	9.1%
% of FP17s Relating to Free Repair or Replacements	21	2,107	1.0%	0.9%	1.0%	0.8%
% of FP17s Relating to Continuations	42	2,107	2.0%	1.3%	1.4%	1.2%
% of Patients satisfied with the dentistry they have received	0	0	N/A	92.1%	93.1%	92.8%
% of Patients satisfied with the time they had to wait for an appointment	0	0	N/A	88.1%	89.5%	88.7%

* This is based on patients treated on this contract for their most recent course of treatment. Figures in italics indicate the base number of FP17s or Patient Questionnaire responses are less than 100. N/A is shown where the base number of responses is less than 10 during the period. % is calculated as Quantity/Base number*100

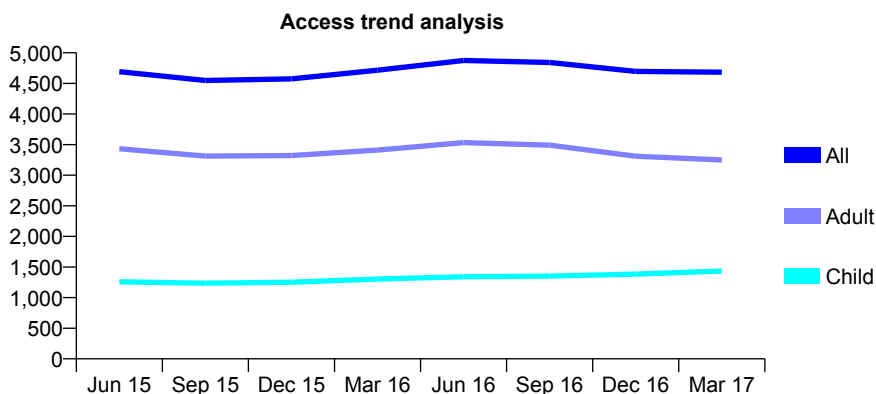
Q46 - Vital Signs At a Glance Contract Report for 755931/0003 - Year end March 2017

Name or company name	MISS R DHARIWAL
Contract type name	GDS Contract
Purpose of contract	General
Contract start date	07/12/2009
Contract end date	

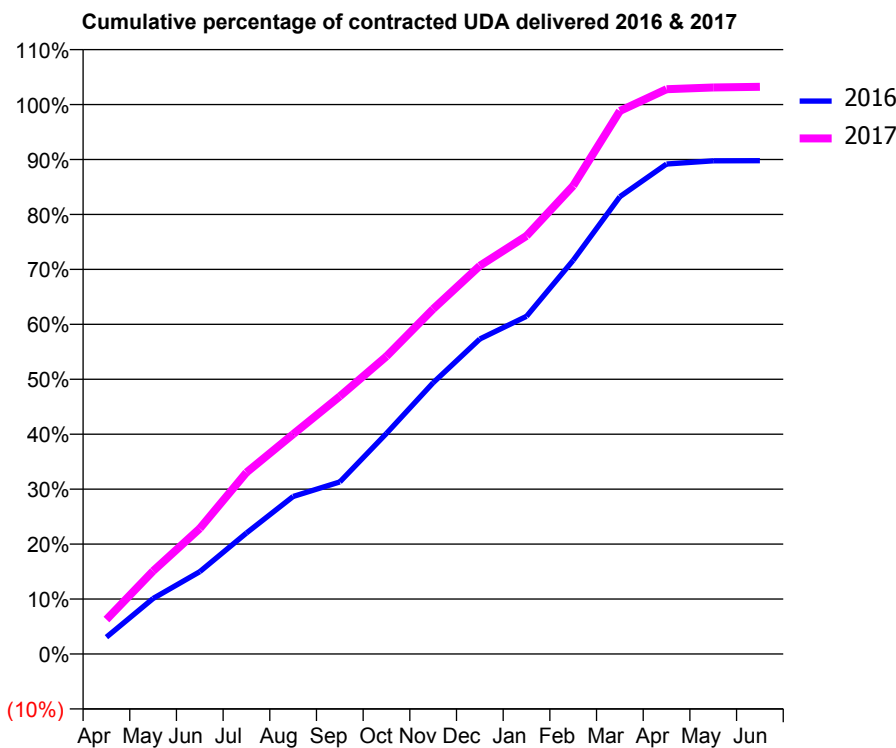
16/17 Contracted general activity (UDA)	13,345
Carry forward general activity (UDA)	0
16/17 Contracted orthodontic activity (UOA)	0
Carry forward orthodontic activity (UOA)	0
Baseline contract value	£326,248.62

ACCESS*

Patients seen in 24 months	Total	Change since previous quarter
Quarter ending March 2016	4,715	
Quarter ending June 2016	4,874	↑
Quarter ending September 2016	4,843	→
Quarter ending December 2016	4,695	↓
Quarter ending March 2017	4,683	→
Variance since March 2016	(0.7%)	→



ACTIVITY



Month	Adjusted Scheduled Activity (UDA)	
	2016	2017
April	411	837
May	1,349	2,016
June	1,998	3,050
July	2,938	4,410
August	3,826	5,339
September	4,180	6,257
October	5,356	7,229
November	6,589	8,381
December	7,650	9,428
January	8,202	10,155
February	9,561	11,371
March	11,107	13,190
April	11,900	13,715
May	11,978	13,757
June	11,979	13,774

QUALITY

	Quantity	Base Number	Contract	AT	Region	England
% of FP17s for the same patient ID Re-attending within 3 months - Children	540	3,061	17.6%	12.9%	13.3%	12.3%
% of FP17s for the same patient ID Re-attending within 3 months - Adults	491	3,425	14.3%	17.6%	17.3%	16.7%
% of FP17s for the same patient ID Re-attending between 3 & 9 months - Children	1,763	3,061	57.6%	56.2%	58.9%	57.6%
% of FP17s for the same patient ID Re-attending between 3 & 9 months - Adults	1,145	3,425	33.4%	49.9%	52.2%	50.1%
% of FP17s for Band 1 Urgent Courses	450	6,306	7.1%	10.4%	9.2%	9.1%
% of FP17s Relating to Free Repair or Replacements	22	6,306	0.3%	0.9%	1.0%	0.8%
% of FP17s Relating to Continuations	131	6,306	2.1%	1.3%	1.4%	1.2%
% of Patients satisfied with the dentistry they have received	3	3	N/A	92.1%	93.1%	92.8%
% of Patients satisfied with the time they had to wait for an appointment	2	3	N/A	88.1%	89.5%	88.7%

* This is based on patients treated on this contract for their most recent course of treatment. Figures in italics indicate the base number of FP17s or Patient Questionnaire responses are less than 100. N/A is shown where the base number of responses is less than 10 during the period. % is calculated as Quantity/Base number*100

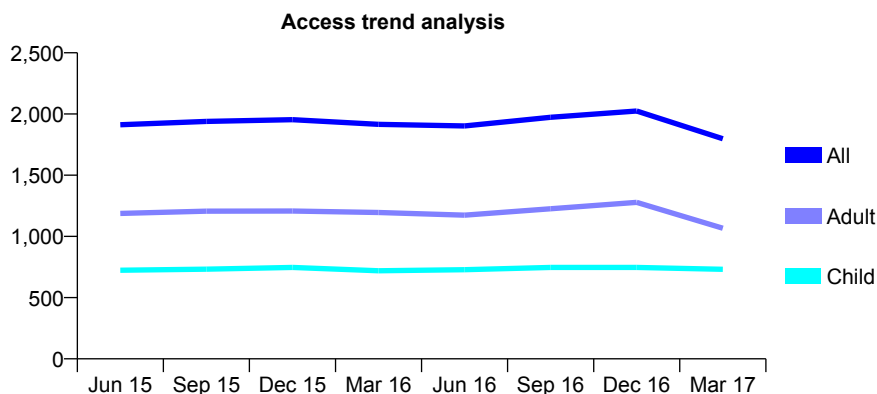
Q46 - Vital Signs At a Glance Contract Report for 755931/0006 - Year end March 2017

Name or company name	MISS R DHARIWAL
Contract type name	GDS Contract
Purpose of contract	General
Contract start date	01/02/2012
Contract end date	

16/17 Contracted general activity (UDA)	4,340
Carry forward general activity (UDA)	7
16/17 Contracted orthodontic activity (UOA)	0
Carry forward orthodontic activity (UOA)	0
Baseline contract value	£106,106.84

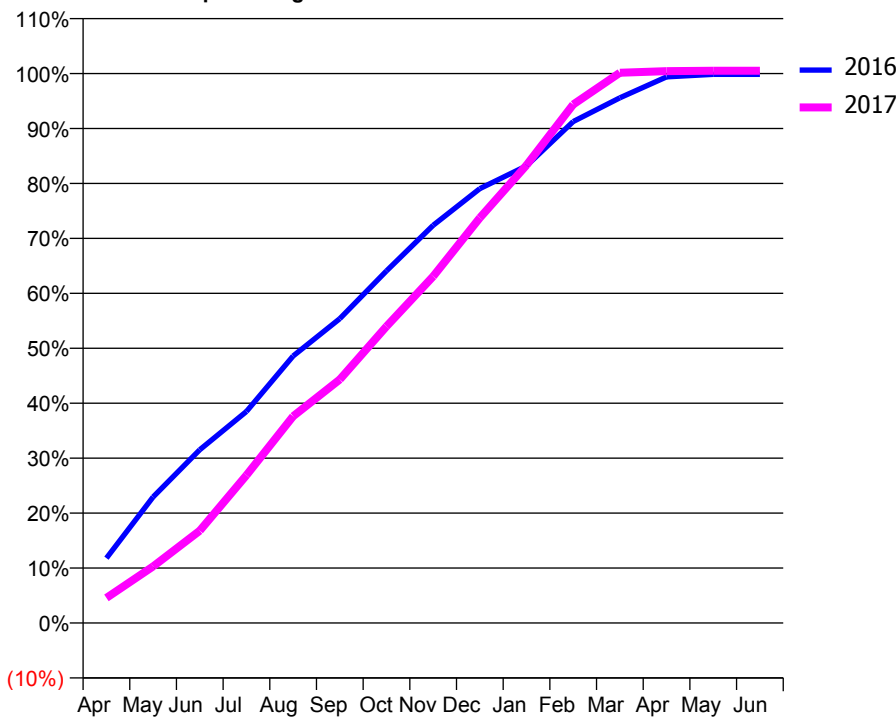
ACCESS*

Patients seen in 24 months	Total	Change since previous quarter
Quarter ending March 2016	1,916	
Quarter ending June 2016	1,902	→
Quarter ending September 2016	1,973	↑
Quarter ending December 2016	2,025	↑
Quarter ending March 2017	1,798	↓
Variance since March 2016	(6.2%)	↓



ACTIVITY

Cumulative percentage of contracted UDA delivered 2016 & 2017



Month	Adjusted Scheduled Activity (UDA)	
	2016	2017
April	512	199
May	996	447
June	1,369	730
July	1,671	1,168
August	2,109	1,633
September	2,404	1,924
October	2,781	2,343
November	3,141	2,738
December	3,431	3,200
January	3,610	3,616
February	3,961	4,095
March	4,148	4,346
April	4,313	4,359
May	4,333	4,362
June	4,333	4,362

QUALITY

	Quantity	Base Number	Contract	AT	Region	England
% of FP17s for the same patient ID Re-attending within 3 months - Children	52	893	5.8%	12.9%	13.3%	12.3%
% of FP17s for the same patient ID Re-attending within 3 months - Adults	152	1,094	13.9%	17.6%	17.3%	16.7%
% of FP17s for the same patient ID Re-attending between 3 & 9 months - Children	380	893	42.6%	56.2%	58.9%	57.6%
% of FP17s for the same patient ID Re-attending between 3 & 9 months - Adults	281	1,094	25.7%	49.9%	52.2%	50.1%
% of FP17s for Band 1 Urgent Courses	300	1,916	15.7%	10.4%	9.2%	9.1%
% of FP17s Relating to Free Repair or Replacements	0	1,916	0.0%	0.9%	1.0%	0.8%
% of FP17s Relating to Continuations	5	1,916	0.3%	1.3%	1.4%	1.2%
% of Patients satisfied with the dentistry they have received	1	1	N/A	92.1%	93.1%	92.8%
% of Patients satisfied with the time they had to wait for an appointment	1	1	N/A	88.1%	89.5%	88.7%

* This is based on patients treated on this contract for their most recent course of treatment. Figures in italics indicate the base number of FP17s or Patient Questionnaire responses are less than 100. N/A is shown where the base number of responses is less than 10 during the period. % is calculated as Quantity/Base number*100

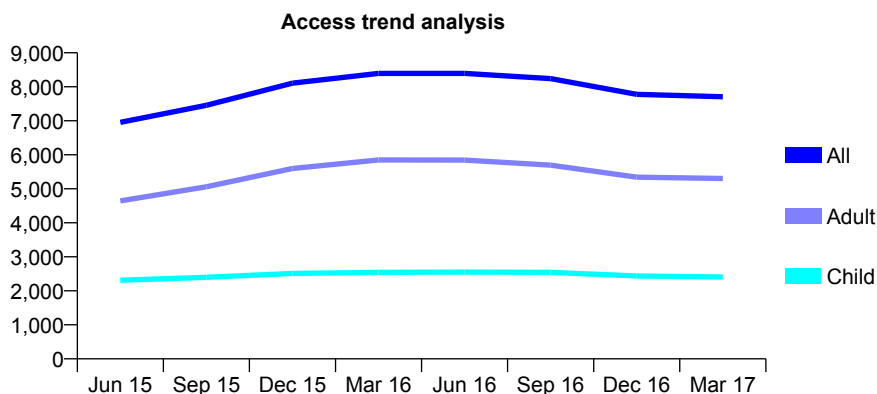
Q46 - Vital Signs At a Glance Contract Report for 755931/0008 - Year end March 2017

Name or company name	MISS R DHARIWAL
Contract type name	GDS Contract
Purpose of contract	General
Contract start date	01/02/2014
Contract end date	

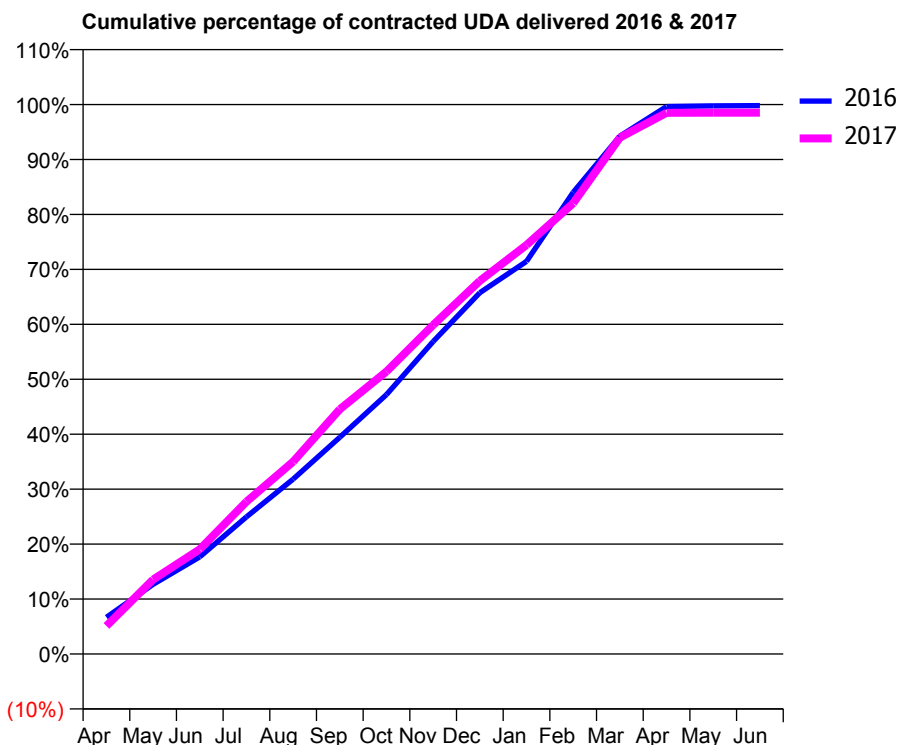
16/17 Contracted general activity (UDA)	22,713
Carry forward general activity (UDA)	44
16/17 Contracted orthodontic activity (UOA)	0
Carry forward orthodontic activity (UOA)	0
Baseline contract value	£631,149.94

ACCESS*

Patients seen in 24 months	Total	Change since previous quarter
Quarter ending March 2016	8,393	
Quarter ending June 2016	8,396	→
Quarter ending September 2016	8,243	↓
Quarter ending December 2016	7,779	↓
Quarter ending March 2017	7,708	→
Variance since March 2016	(8.2%)	↓



ACTIVITY



Month	Adjusted Scheduled Activity (UDA)	
	2016	2017
April	1,517	1,161
May	2,882	3,078
June	4,016	4,331
July	5,671	6,300
August	7,229	7,953
September	8,958	10,118
October	10,724	11,674
November	12,916	13,602
December	14,934	15,425
January	16,231	16,907
February	19,082	18,630
March	21,403	21,342
April	22,631	22,370
May	22,654	22,375
June	22,669	22,375

QUALITY

	Quantity	Base Number	Contract	AT	Region	England
% of FP17s for the same patient ID Re-attending within 3 months - Children	412	3,483	11.8%	12.9%	13.3%	12.3%
% of FP17s for the same patient ID Re-attending within 3 months - Adults	1,229	5,946	20.7%	17.6%	17.3%	16.7%
% of FP17s for the same patient ID Re-attending between 3 & 9 months - Children	1,805	3,483	51.8%	56.2%	58.9%	57.6%
% of FP17s for the same patient ID Re-attending between 3 & 9 months - Adults	2,409	5,946	40.5%	49.9%	52.2%	50.1%
% of FP17s for Band 1 Urgent Courses	2,035	9,376	21.7%	10.4%	9.2%	9.1%
% of FP17s Relating to Free Repair or Replacements	19	9,376	0.2%	0.9%	1.0%	0.8%
% of FP17s Relating to Continuations	43	9,376	0.5%	1.3%	1.4%	1.2%
% of Patients satisfied with the dentistry they have received	3	4	N/A	92.1%	93.1%	92.8%
% of Patients satisfied with the time they had to wait for an appointment	4	4	N/A	88.1%	89.5%	88.7%

* This is based on patients treated on this contract for their most recent course of treatment. Figures in italics indicate the base number of FP17s or Patient Questionnaire responses are less than 100. N/A is shown where the base number of responses is less than 10 during the period. % is calculated as Quantity/Base number*100

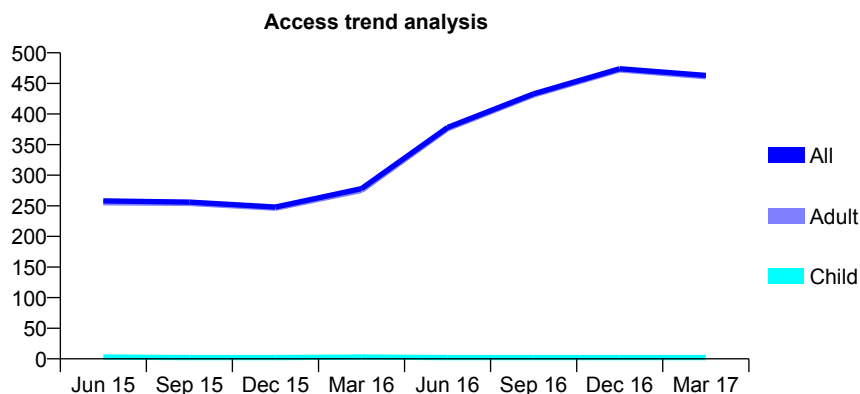
Q46 - Vital Signs At a Glance Contract Report for 755982/0001 - Year end March 2017

Name or company name	Al-Kassab / Sapong
Contract type name	GDS Contract
Purpose of contract	General
Contract start date	01/04/2006
Contract end date	

16/17 Contracted general activity (UDA)	1,461
Carry forward general activity (UDA)	-15
16/17 Contracted orthodontic activity (UOA)	0
Carry forward orthodontic activity (UOA)	0
Baseline contract value	£82,608.88

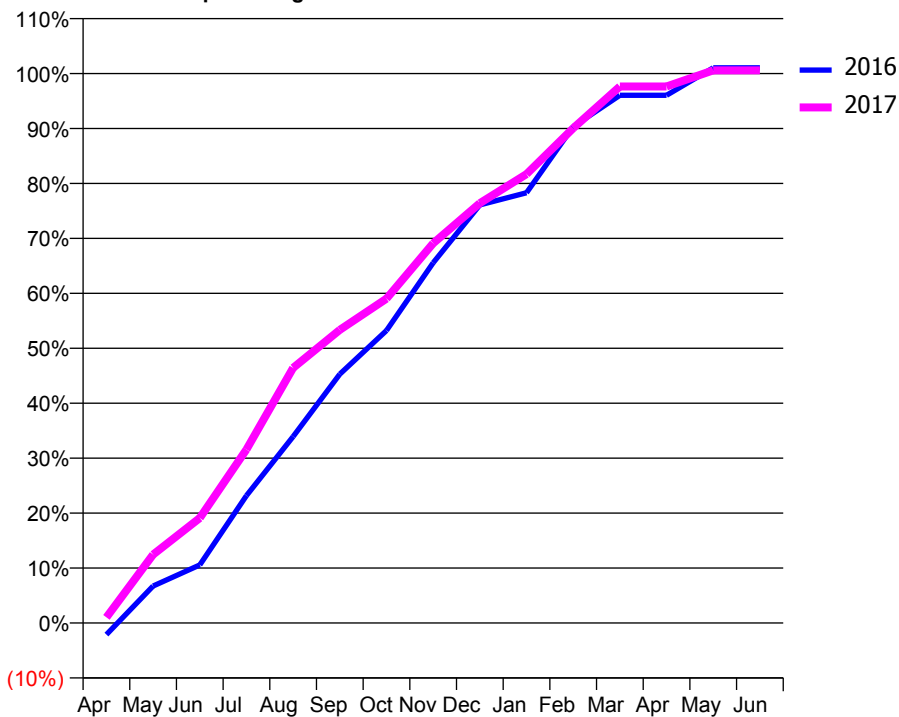
ACCESS*

Patients seen in 24 months	Total	Change since previous quarter
Quarter ending March 2016	278	
Quarter ending June 2016	378	↑
Quarter ending September 2016	433	↑
Quarter ending December 2016	474	↑
Quarter ending March 2017	463	↓
Variance since March 2016	66.5%	↑



ACTIVITY

Cumulative percentage of contracted UDA delivered 2016 & 2017



Month	Adjusted Scheduled Activity (UDA)	
	2016	2017
April	-31	15
May	98	182
June	154	279
July	339	461
August	496	678
September	662	779
October	778	862
November	958	1,009
December	1,112	1,116
January	1,144	1,193
February	1,320	1,315
March	1,403	1,426
April	1,403	1,426
May	1,476	1,469
June	1,476	1,469

QUALITY

	Quantity	Base Number	Contract	AT	Region	England
% of FP17s for the same patient ID Re-attending within 3 months - Children	0	3	0.0%	12.9%	13.3%	12.3%
% of FP17s for the same patient ID Re-attending within 3 months - Adults	5	553	0.9%	17.6%	17.3%	16.7%
% of FP17s for the same patient ID Re-attending between 3 & 9 months - Children	0	3	0.0%	56.2%	58.9%	57.6%
% of FP17s for the same patient ID Re-attending between 3 & 9 months - Adults	5	553	0.9%	49.9%	52.2%	50.1%
% of FP17s for Band 1 Urgent Courses	2	546	0.4%	10.4%	9.2%	9.1%
% of FP17s Relating to Free Repair or Replacements	1	546	0.2%	0.9%	1.0%	0.8%
% of FP17s Relating to Continuations	0	546	0.0%	1.3%	1.4%	1.2%
% of Patients satisfied with the dentistry they have received	0	0	N/A	92.1%	93.1%	92.8%
% of Patients satisfied with the time they had to wait for an appointment	0	0	N/A	88.1%	89.5%	88.7%

* This is based on patients treated on this contract for their most recent course of treatment. Figures in italics indicate the base number of FP17s or Patient Questionnaire responses are less than 100. N/A is shown where the base number of responses is less than 10 during the period. % is calculated as Quantity/Base number*100

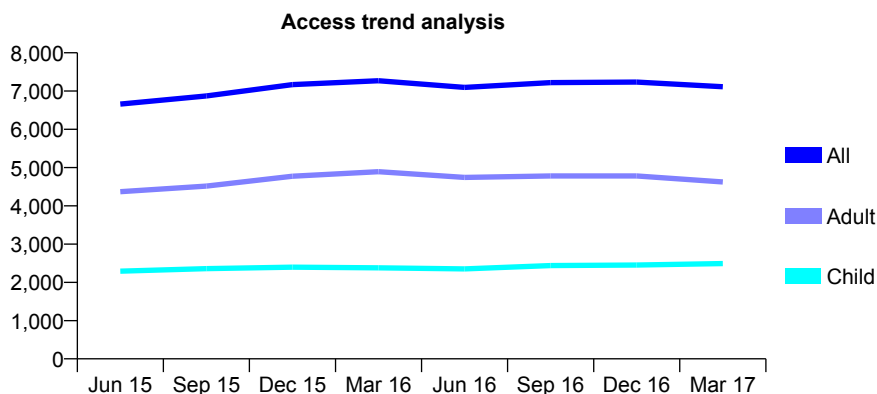
Q46 - Vital Signs At a Glance Contract Report for 757799/0001 - Year end March 2017

Name or company name	MR N JAVEID
Contract type name	GDS Contract
Purpose of contract	General
Contract start date	02/06/2010
Contract end date	

16/17 Contracted general activity (UDA)	31,087
Carry forward general activity (UDA)	-616
16/17 Contracted orthodontic activity (UOA)	0
Carry forward orthodontic activity (UOA)	0
Baseline contract value	£1,038,943.71

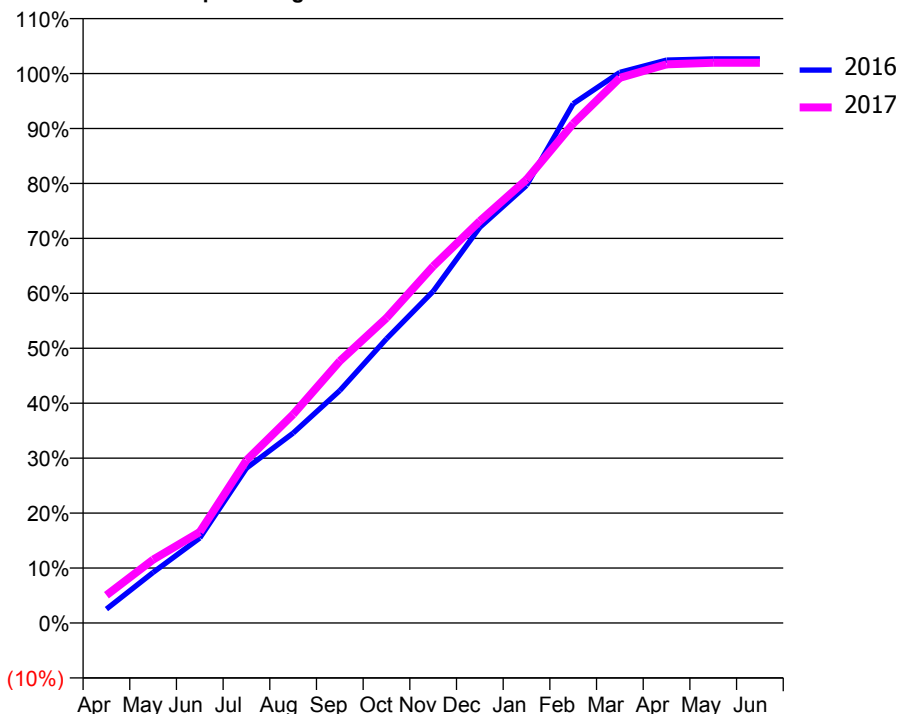
ACCESS*

Patients seen in 24 months	Total	Change since previous quarter
Quarter ending March 2016	7,270	
Quarter ending June 2016	7,095	↓
Quarter ending September 2016	7,220	→
Quarter ending December 2016	7,234	→
Quarter ending March 2017	7,114	↓
Variance since March 2016	(2.1%)	↓



ACTIVITY

Cumulative percentage of contracted UDA delivered 2016 & 2017



Month	Adjusted Scheduled Activity (UDA)	
	2016	2017
April	788	1,573
May	2,859	3,589
June	4,810	5,151
July	8,764	9,206
August	10,744	11,804
September	13,155	14,822
October	16,080	17,253
November	18,763	20,187
December	22,385	22,739
January	24,752	25,086
February	29,383	28,258
March	31,154	30,841
April	31,843	31,608
May	31,916	31,692
June	31,917	31,698

QUALITY

	Quantity	Base Number	Contract	AT	Region	England
% of FP17s for the same patient ID Re-attending within 3 months - Children	384	3,258	11.8%	12.9%	13.3%	12.3%
% of FP17s for the same patient ID Re-attending within 3 months - Adults	1,242	5,227	23.8%	17.6%	17.3%	16.7%
% of FP17s for the same patient ID Re-attending between 3 & 9 months - Children	1,411	3,258	43.3%	56.2%	58.9%	57.6%
% of FP17s for the same patient ID Re-attending between 3 & 9 months - Adults	1,696	5,227	32.4%	49.9%	52.2%	50.1%
% of FP17s for Band 1 Urgent Courses	1,197	8,473	14.1%	10.4%	9.2%	9.1%
% of FP17s Relating to Free Repair or Replacements	65	8,473	0.8%	0.9%	1.0%	0.8%
% of FP17s Relating to Continuations	45	8,473	0.5%	1.3%	1.4%	1.2%
% of Patients satisfied with the dentistry they have received	3	3	N/A	92.1%	93.1%	92.8%
% of Patients satisfied with the time they had to wait for an appointment	3	3	N/A	88.1%	89.5%	88.7%

* This is based on patients treated on this contract for their most recent course of treatment. Figures in italics indicate the base number of FP17s or Patient Questionnaire responses are less than 100. N/A is shown where the base number of responses is less than 10 during the period. % is calculated as Quantity/Base number*100

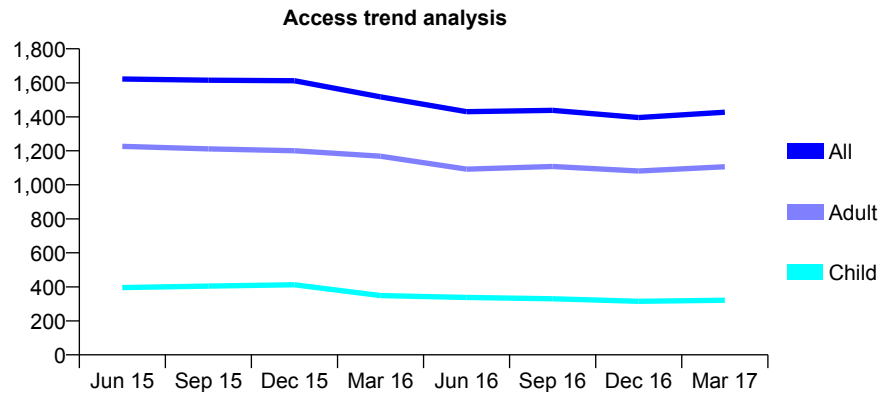
Q46 - Vital Signs At a Glance Contract Report for 760927/0002 - Year end March 2017

Name or company name	MRS DL CAIL
Contract type name	GDS Contract
Purpose of contract	General
Contract start date	01/04/2006
Contract end date	

16/17 Contracted general activity (UDA)	5,376
Carry forward general activity (UDA)	187
16/17 Contracted orthodontic activity (UOA)	0
Carry forward orthodontic activity (UOA)	0
Baseline contract value	£117,961.34

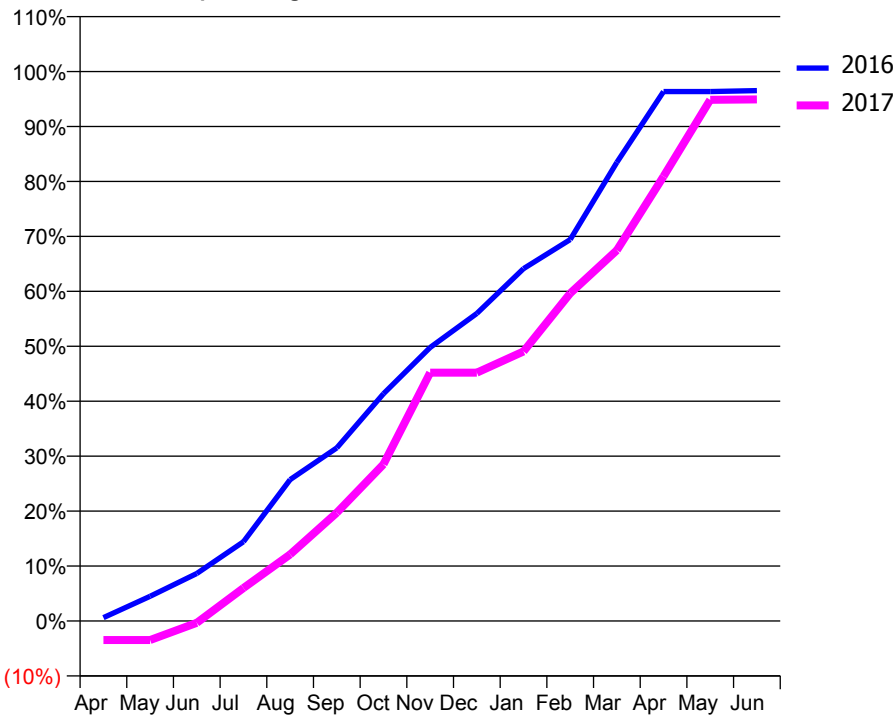
ACCESS*

Patients seen in 24 months	Total	Change since previous quarter
Quarter ending March 2016	1,517	
Quarter ending June 2016	1,430	↓
Quarter ending September 2016	1,438	→
Quarter ending December 2016	1,396	↓
Quarter ending March 2017	1,427	↑
Variance since March 2016	(5.9%)	↓



ACTIVITY

Cumulative percentage of contracted UDA delivered 2016 & 2017



Month	Adjusted Scheduled Activity (UDA)	
	2016	2017
April	33	-187
May	242	-187
June	465	-19
July	776	322
August	1,383	652
September	1,694	1,060
October	2,224	1,533
November	2,676	2,429
December	3,009	2,429
January	3,448	2,638
February	3,732	3,205
March	4,487	3,628
April	5,180	4,350
May	5,180	5,098
June	5,189	5,102

QUALITY

	Quantity	Base Number	Contract	AT	Region	England
% of FP17s for the same patient ID Re-attending within 3 months - Children	37	415	8.9%	12.9%	13.3%	12.3%
% of FP17s for the same patient ID Re-attending within 3 months - Adults	139	1,297	10.7%	17.6%	17.3%	16.7%
% of FP17s for the same patient ID Re-attending between 3 & 9 months - Children	152	415	36.6%	56.2%	58.9%	57.6%
% of FP17s for the same patient ID Re-attending between 3 & 9 months - Adults	499	1,297	38.5%	49.9%	52.2%	50.1%
% of FP17s for Band 1 Urgent Courses	77	1,911	4.0%	10.4%	9.2%	9.1%
% of FP17s Relating to Free Repair or Replacements	32	1,911	1.7%	0.9%	1.0%	0.8%
% of FP17s Relating to Continuations	23	1,911	1.2%	1.3%	1.4%	1.2%
% of Patients satisfied with the dentistry they have received	8	9	N/A	92.1%	93.1%	92.8%
% of Patients satisfied with the time they had to wait for an appointment	6	9	N/A	88.1%	89.5%	88.7%

* This is based on patients treated on this contract for their most recent course of treatment. Figures in italics indicate the base number of FP17s or Patient Questionnaire responses are less than 100. N/A is shown where the base number of responses is less than 10 during the period. % is calculated as Quantity/Base number*100

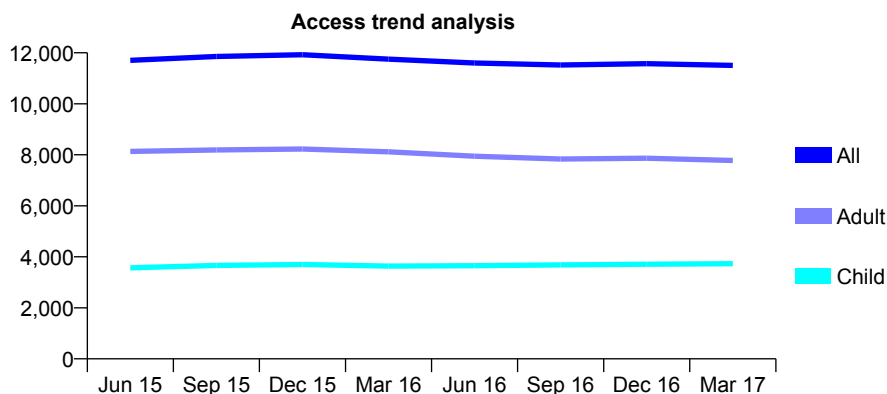
Q46 - Vital Signs At a Glance Contract Report for 764582/0001 - Year end March 2017

Name or company name	MRS SC ROCHFORD
Contract type name	GDS Contract
Purpose of contract	General
Contract start date	01/04/2006
Contract end date	

16/17 Contracted general activity (UDA)	33,180
Carry forward general activity (UDA)	491
16/17 Contracted orthodontic activity (UOA)	0
Carry forward orthodontic activity (UOA)	0
Baseline contract value	£819,379.14

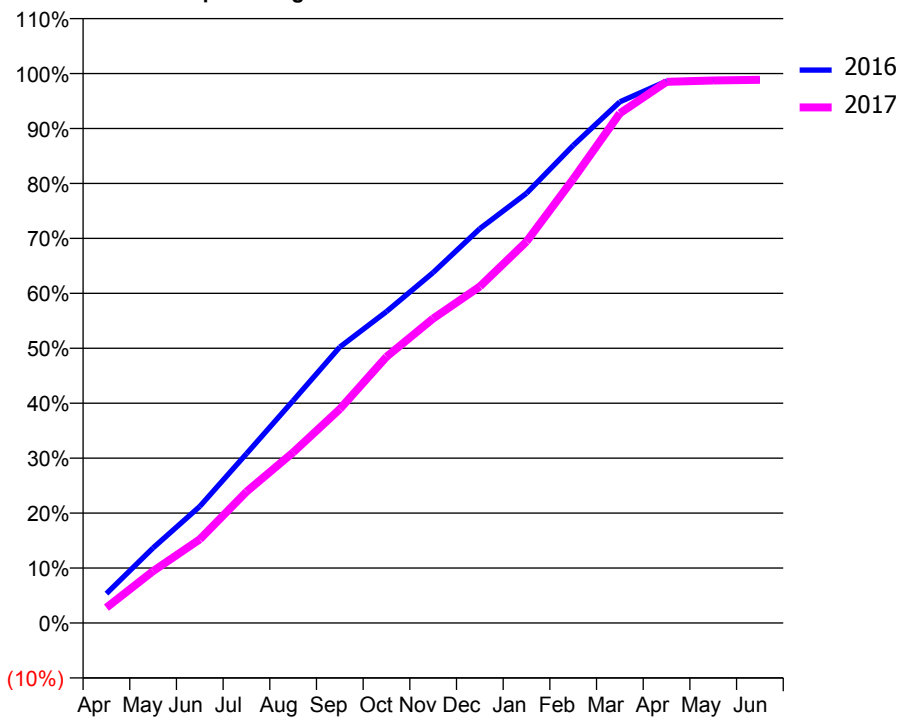
ACCESS*

Patients seen in 24 months	Total	Change since previous quarter
Quarter ending March 2016	11,753	
Quarter ending June 2016	11,599	↓
Quarter ending September 2016	11,521	→
Quarter ending December 2016	11,576	→
Quarter ending March 2017	11,505	→
Variance since March 2016	(2.1%)	↓



ACTIVITY

Cumulative percentage of contracted UDA delivered 2016 & 2017



Adjusted Scheduled Activity (UDA)

Month	2016	2017
April	1,761	931
May	4,493	3,132
June	6,972	5,051
July	10,125	7,927
August	13,293	10,299
September	16,498	12,917
October	18,620	16,078
November	20,958	18,384
December	23,586	20,315
January	25,693	23,033
February	28,557	26,808
March	31,167	30,779
April	32,403	32,679
May	32,470	32,762
June	32,503	32,796

QUALITY

	Quantity	Base Number	Contract	AT	Region	England
% of FP17s for the same patient ID Re-attending within 3 months - Children	540	4,725	11.4%	12.9%	13.3%	12.3%
% of FP17s for the same patient ID Re-attending within 3 months - Adults	1,708	8,937	19.1%	17.6%	17.3%	16.7%
% of FP17s for the same patient ID Re-attending between 3 & 9 months - Children	1,865	4,725	39.5%	56.2%	58.9%	57.6%
% of FP17s for the same patient ID Re-attending between 3 & 9 months - Adults	2,774	8,937	31.0%	49.9%	52.2%	50.1%
% of FP17s for Band 1 Urgent Courses	1,864	13,993	13.3%	10.4%	9.2%	9.1%
% of FP17s Relating to Free Repair or Replacements	165	13,993	1.2%	0.9%	1.0%	0.8%
% of FP17s Relating to Continuations	85	13,993	0.6%	1.3%	1.4%	1.2%
% of Patients satisfied with the dentistry they have received	5	5	N/A	92.1%	93.1%	92.8%
% of Patients satisfied with the time they had to wait for an appointment	3	5	N/A	88.1%	89.5%	88.7%

* This is based on patients treated on this contract for their most recent course of treatment. Figures in italics indicate the base number of FP17s or Patient Questionnaire responses are less than 100. N/A is shown where the base number of responses is less than 10 during the period. % is calculated as Quantity/Base number*100

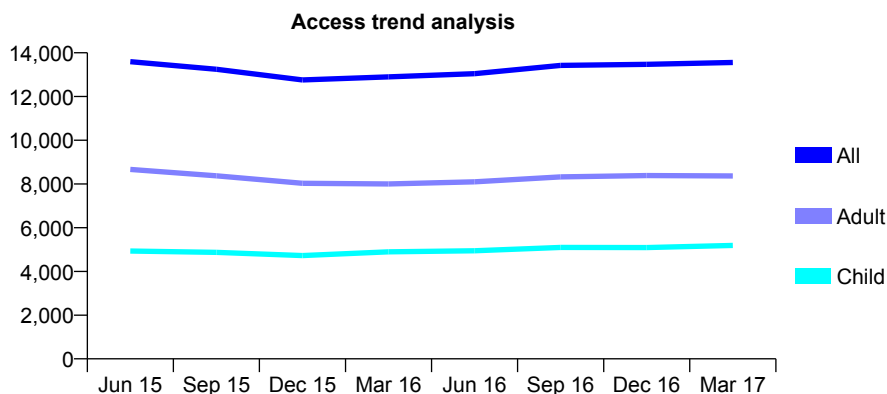
Q46 - Vital Signs At a Glance Contract Report for 764582/0002 - Year end March 2017

Name or company name	MRS SC ROCHFORD
Contract type name	GDS Contract
Purpose of contract	General
Contract start date	01/04/2006
Contract end date	

16/17 Contracted general activity (UDA)	41,734
Carry forward general activity (UDA)	704
16/17 Contracted orthodontic activity (UOA)	0
Carry forward orthodontic activity (UOA)	0
Baseline contract value	£1,085,783.57

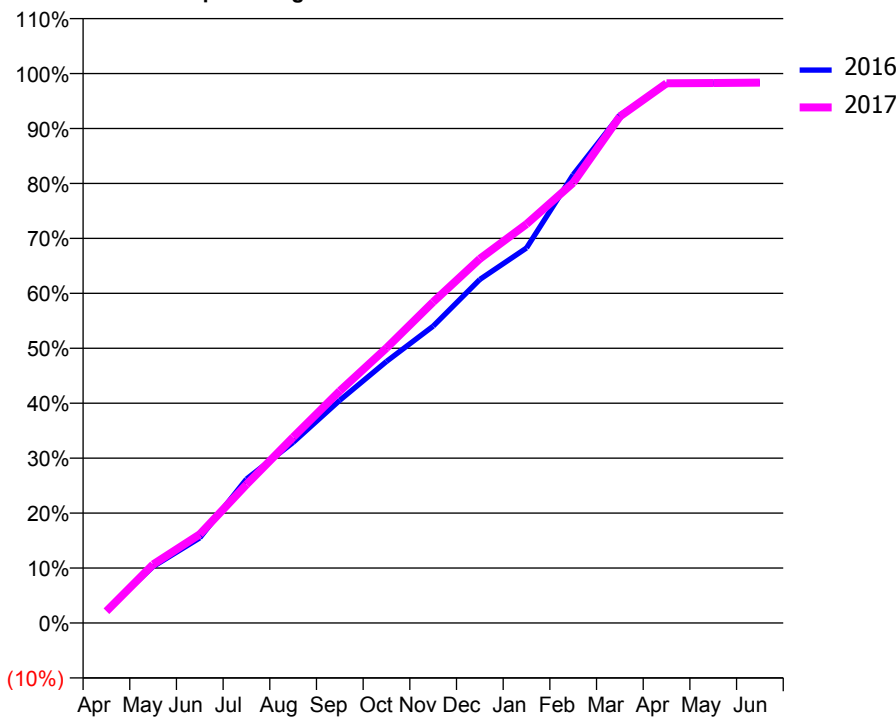
ACCESS*

Patients seen in 24 months	Total	Change since previous quarter
Quarter ending March 2016	12,901	
Quarter ending June 2016	13,046	→
Quarter ending September 2016	13,421	↑
Quarter ending December 2016	13,472	→
Quarter ending March 2017	13,555	→
Variance since March 2016	5.1%	↑



ACTIVITY

Cumulative percentage of contracted UDA delivered 2016 & 2017



Month	Adjusted Scheduled Activity (UDA)	
	2016	2017
April	943	895
May	4,237	4,447
June	6,388	6,735
July	10,805	10,515
August	13,549	14,111
September	16,716	17,629
October	19,630	20,883
November	22,278	24,385
December	25,781	27,660
January	28,145	30,299
February	33,645	33,432
March	38,104	38,466
April	40,423	40,990
May	40,505	41,015
June	40,527	41,039

QUALITY

	Quantity	Base Number	Contract	AT	Region	England
% of FP17s for the same patient ID Re-attending within 3 months - Children	678	6,504	10.4%	12.9%	13.3%	12.3%
% of FP17s for the same patient ID Re-attending within 3 months - Adults	1,988	10,678	18.6%	17.6%	17.3%	16.7%
% of FP17s for the same patient ID Re-attending between 3 & 9 months - Children	2,150	6,504	33.1%	56.2%	58.9%	57.6%
% of FP17s for the same patient ID Re-attending between 3 & 9 months - Adults	3,260	10,678	30.5%	49.9%	52.2%	50.1%
% of FP17s for Band 1 Urgent Courses	2,274	17,065	13.3%	10.4%	9.2%	9.1%
% of FP17s Relating to Free Repair or Replacements	126	17,065	0.7%	0.9%	1.0%	0.8%
% of FP17s Relating to Continuations	124	17,065	0.7%	1.3%	1.4%	1.2%
% of Patients satisfied with the dentistry they have received	10	14	71.4%	92.1%	93.1%	92.8%
% of Patients satisfied with the time they had to wait for an appointment	11	14	78.6%	88.1%	89.5%	88.7%

* This is based on patients treated on this contract for their most recent course of treatment. Figures in italics indicate the base number of FP17s or Patient Questionnaire responses are less than 100. N/A is shown where the base number of responses is less than 10 during the period. % is calculated as Quantity/Base number*100

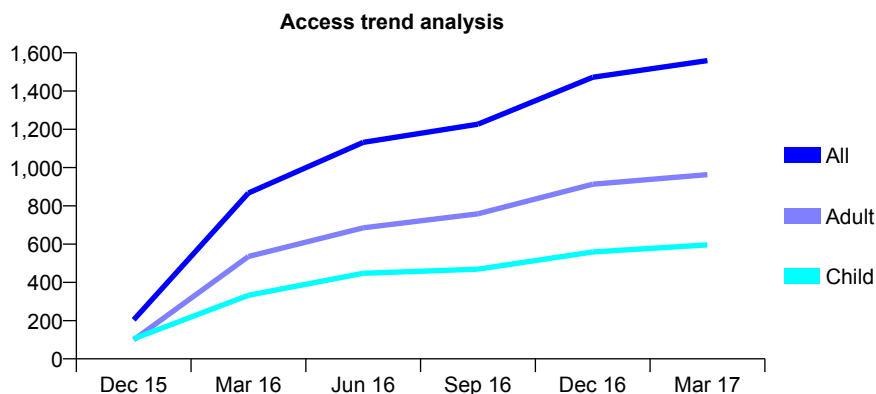
Q46 - Vital Signs At a Glance Contract Report for 764582/0005 - Year end March 2017

Name or company name	MRS SC ROCHFORD
Contract type name	GDS Contract
Purpose of contract	General
Contract start date	01/12/2015
Contract end date	

16/17 Contracted general activity (UDA)	5,611
Carry forward general activity (UDA)	99
16/17 Contracted orthodontic activity (UOA)	0
Carry forward orthodontic activity (UOA)	0
Baseline contract value	£181,990.92

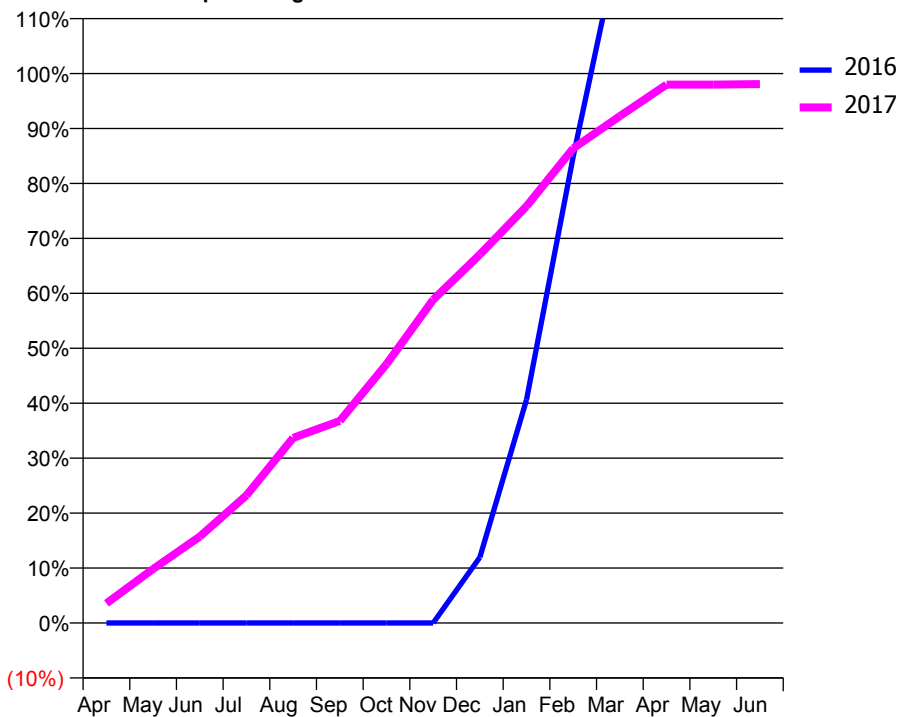
ACCESS*

Patients seen in 24 months	Total	Change since previous quarter
Quarter ending March 2016	867	
Quarter ending June 2016	1,132	↑
Quarter ending September 2016	1,227	↑
Quarter ending December 2016	1,472	↑
Quarter ending March 2017	1,559	↑
Variance since March 2016	79.8%	↑



ACTIVITY

Cumulative percentage of contracted UDA delivered 2016 & 2017



Adjusted Scheduled Activity (UDA)

Month	2016	2017
April	0	201
May	0	553
June	0	883
July	0	1,304
August	0	1,891
September	0	2,064
October	0	2,643
November	0	3,301
December	186	3,763
January	633	4,255
February	1,322	4,847
March	1,940	5,176
April	2,357	5,498
May	2,360	5,498
June	2,360	5,504

QUALITY

	Quantity	Base Number	Contract	AT	Region	England
% of FP17s for the same patient ID Re-attending within 3 months - Children	38	750	5.1%	12.9%	13.3%	12.3%
% of FP17s for the same patient ID Re-attending within 3 months - Adults	141	1,351	10.4%	17.6%	17.3%	16.7%
% of FP17s for the same patient ID Re-attending between 3 & 9 months - Children	87	750	11.6%	56.2%	58.9%	57.6%
% of FP17s for the same patient ID Re-attending between 3 & 9 months - Adults	164	1,351	12.1%	49.9%	52.2%	50.1%
% of FP17s for Band 1 Urgent Courses	278	2,059	13.5%	10.4%	9.2%	9.1%
% of FP17s Relating to Free Repair or Replacements	27	2,059	1.3%	0.9%	1.0%	0.8%
% of FP17s Relating to Continuations	26	2,059	1.3%	1.3%	1.4%	1.2%
% of Patients satisfied with the dentistry they have received	4	4	N/A	92.1%	93.1%	92.8%
% of Patients satisfied with the time they had to wait for an appointment	4	4	N/A	88.1%	89.5%	88.7%

* This is based on patients treated on this contract for their most recent course of treatment. Figures in italics indicate the base number of FP17s or Patient Questionnaire responses are less than 100. N/A is shown where the base number of responses is less than 10 during the period. % is calculated as Quantity/Base number*100

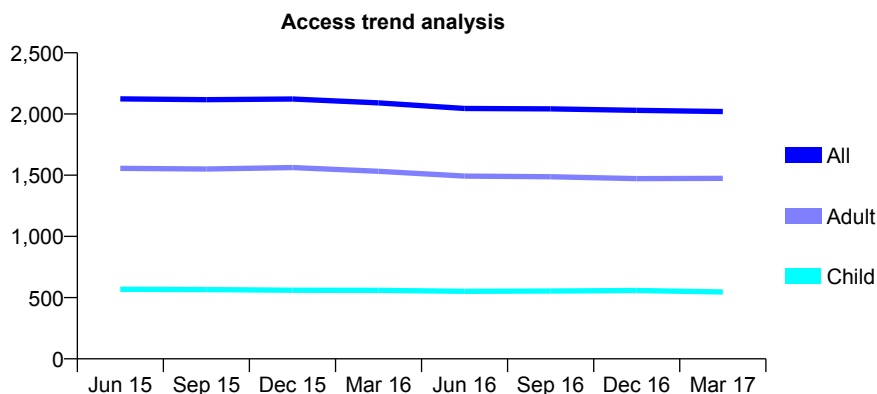
Q46 - Vital Signs At a Glance Contract Report for 765635/0001 - Year end March 2017

Name or company name	MR R ROKNI
Contract type name	GDS Contract
Purpose of contract	General
Contract start date	01/04/2006
Contract end date	

16/17 Contracted general activity (UDA)	11,289
Carry forward general activity (UDA)	-3
16/17 Contracted orthodontic activity (UOA)	0
Carry forward orthodontic activity (UOA)	0
Baseline contract value	£288,337.06

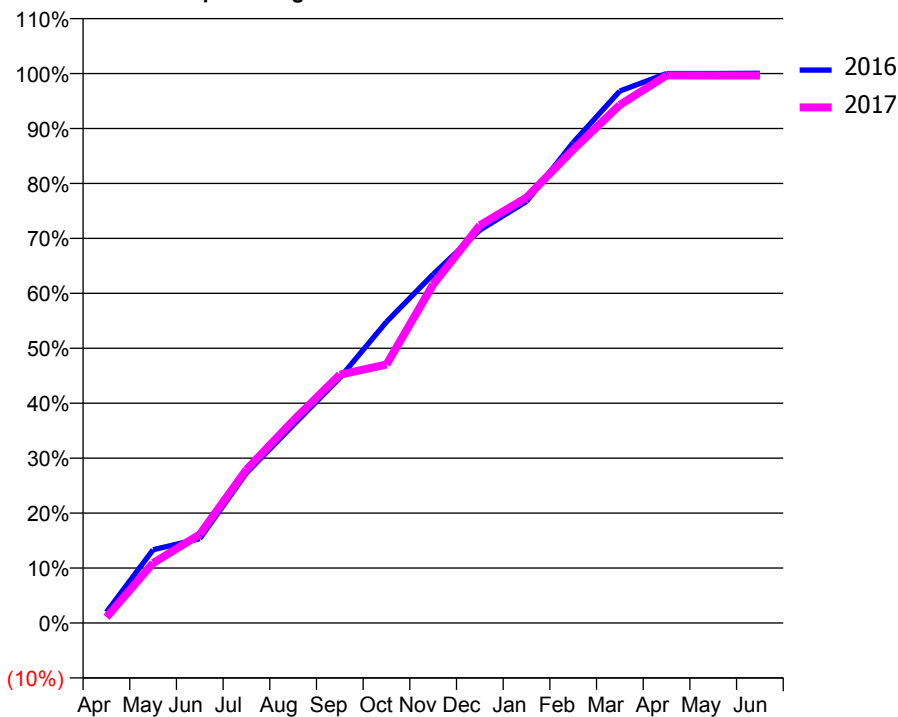
ACCESS*

Patients seen in 24 months	Total	Change since previous quarter
Quarter ending March 2016	2,091	
Quarter ending June 2016	2,045	↓
Quarter ending September 2016	2,042	→
Quarter ending December 2016	2,030	→
Quarter ending March 2017	2,020	→
Variance since March 2016	(3.4%)	↓



ACTIVITY

Cumulative percentage of contracted UDA delivered 2016 & 2017



Adjusted Scheduled Activity (UDA)

Month	2016	2017
April	223	119
May	1,505	1,232
June	1,732	1,821
July	3,085	3,151
August	4,064	4,158
September	5,037	5,101
October	6,188	5,310
November	7,164	6,958
December	8,071	8,172
January	8,661	8,740
February	9,871	9,726
March	10,929	10,645
April	11,289	11,249
May	11,289	11,248
June	11,292	11,248

QUALITY

	Quantity	Base Number	Contract	AT	Region	England
% of FP17s for the same patient ID Re-attending within 3 months - Children	125	820	15.2%	12.9%	13.3%	12.3%
% of FP17s for the same patient ID Re-attending within 3 months - Adults	686	2,317	29.6%	17.6%	17.3%	16.7%
% of FP17s for the same patient ID Re-attending between 3 & 9 months - Children	457	820	55.7%	56.2%	58.9%	57.6%
% of FP17s for the same patient ID Re-attending between 3 & 9 months - Adults	972	2,317	42.0%	49.9%	52.2%	50.1%
% of FP17s for Band 1 Urgent Courses	613	3,190	19.2%	10.4%	9.2%	9.1%
% of FP17s Relating to Free Repair or Replacements	11	3,190	0.3%	0.9%	1.0%	0.8%
% of FP17s Relating to Continuations	48	3,190	1.5%	1.3%	1.4%	1.2%
% of Patients satisfied with the dentistry they have received	0	0	N/A	92.1%	93.1%	92.8%
% of Patients satisfied with the time they had to wait for an appointment	0	0	N/A	88.1%	89.5%	88.7%

* This is based on patients treated on this contract for their most recent course of treatment. Figures in italics indicate the base number of FP17s or Patient Questionnaire responses are less than 100. N/A is shown where the base number of responses is less than 10 during the period. % is calculated as Quantity/Base number*100

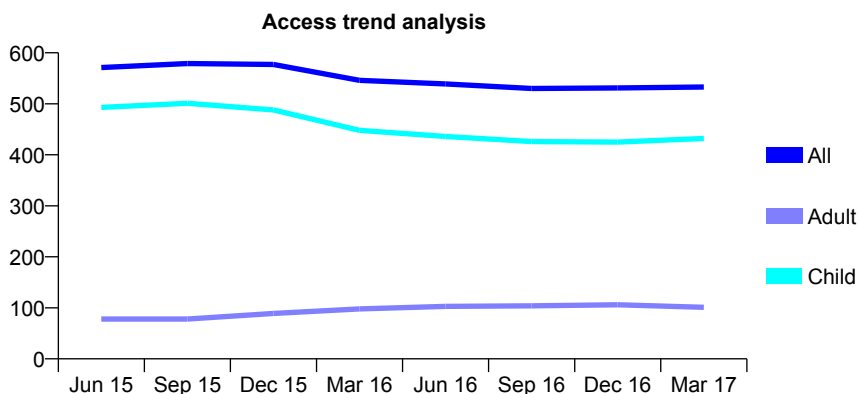
Q46 - Vital Signs At a Glance Contract Report for 766224/0001 - Year end March 2017

Name or company name	MR SM KHONSARY
Contract type name	GDS Contract
Purpose of contract	General
Contract start date	01/04/2006
Contract end date	

16/17 Contracted general activity (UDA)	1,720
Carry forward general activity (UDA)	27
16/17 Contracted orthodontic activity (UOA)	0
Carry forward orthodontic activity (UOA)	0
Baseline contract value	£42,529.72

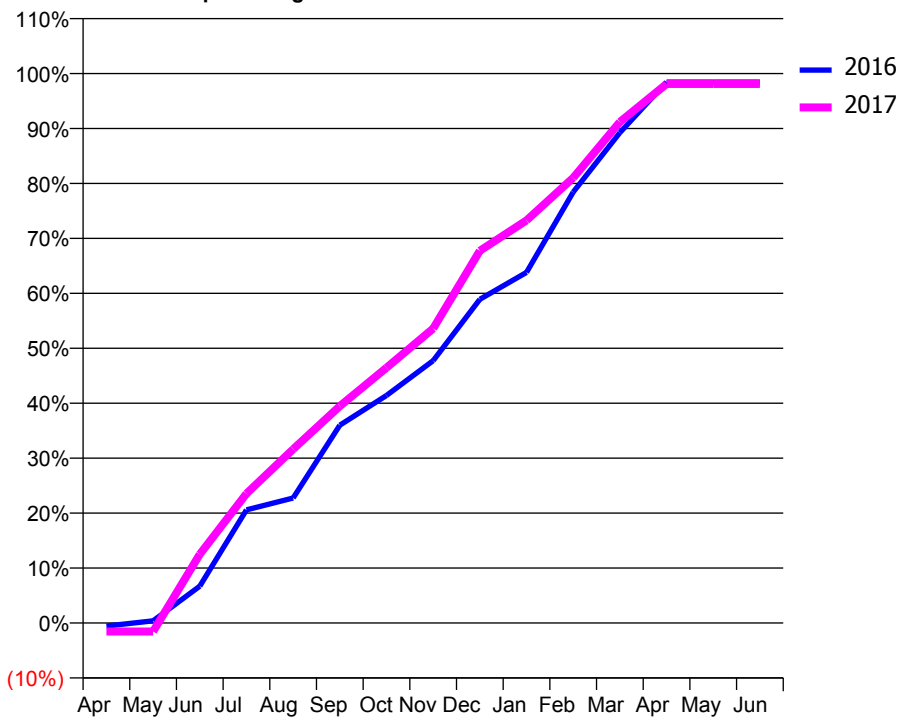
ACCESS*

Patients seen in 24 months	Total	Change since previous quarter
Quarter ending March 2016	546	
Quarter ending June 2016	539	↓
Quarter ending September 2016	530	↓
Quarter ending December 2016	531	→
Quarter ending March 2017	533	→
Variance since March 2016	(2.4%)	↓



ACTIVITY

Cumulative percentage of contracted UDA delivered 2016 & 2017



Month	Adjusted Scheduled Activity (UDA)	
	2016	2017
April	-10	-27
May	7	-27
June	115	215
July	354	405
August	391	544
September	619	679
October	712	799
November	821	922
December	1,013	1,165
January	1,098	1,260
February	1,349	1,393
March	1,535	1,568
April	1,693	1,687
May	1,693	1,687
June	1,693	1,687

QUALITY

	Quantity	Base Number	Contract	AT	Region	England
% of FP17s for the same patient ID Re-attending within 3 months - Children	84	688	12.2%	12.9%	13.3%	12.3%
% of FP17s for the same patient ID Re-attending within 3 months - Adults	15	90	16.7%	17.6%	17.3%	16.7%
% of FP17s for the same patient ID Re-attending between 3 & 9 months - Children	431	688	62.6%	56.2%	58.9%	57.6%
% of FP17s for the same patient ID Re-attending between 3 & 9 months - Adults	40	90	44.4%	49.9%	52.2%	50.1%
% of FP17s for Band 1 Urgent Courses	2	751	0.3%	10.4%	9.2%	9.1%
% of FP17s Relating to Free Repair or Replacements	0	751	0.0%	0.9%	1.0%	0.8%
% of FP17s Relating to Continuations	13	751	1.7%	1.3%	1.4%	1.2%
% of Patients satisfied with the dentistry they have received	1	1	N/A	92.1%	93.1%	92.8%
% of Patients satisfied with the time they had to wait for an appointment	1	1	N/A	88.1%	89.5%	88.7%

* This is based on patients treated on this contract for their most recent course of treatment. Figures in italics indicate the base number of FP17s or Patient Questionnaire responses are less than 100. N/A is shown where the base number of responses is less than 10 during the period. % is calculated as Quantity/Base number*100

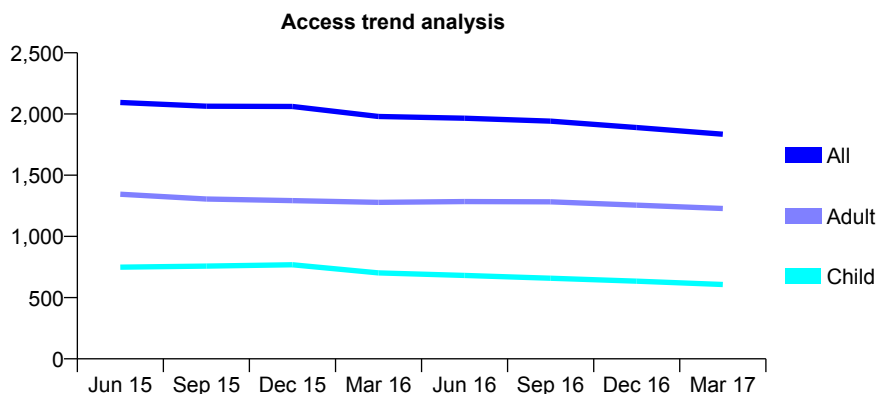
Q46 - Vital Signs At a Glance Contract Report for 766224/0002 - Year end March 2017

Name or company name	MR SM KHONSARY
Contract type name	GDS Contract
Purpose of contract	General
Contract start date	01/07/2012
Contract end date	

16/17 Contracted general activity (UDA)	5,633
Carry forward general activity (UDA)	85
16/17 Contracted orthodontic activity (UOA)	0
Carry forward orthodontic activity (UOA)	0
Baseline contract value	£156,067.81

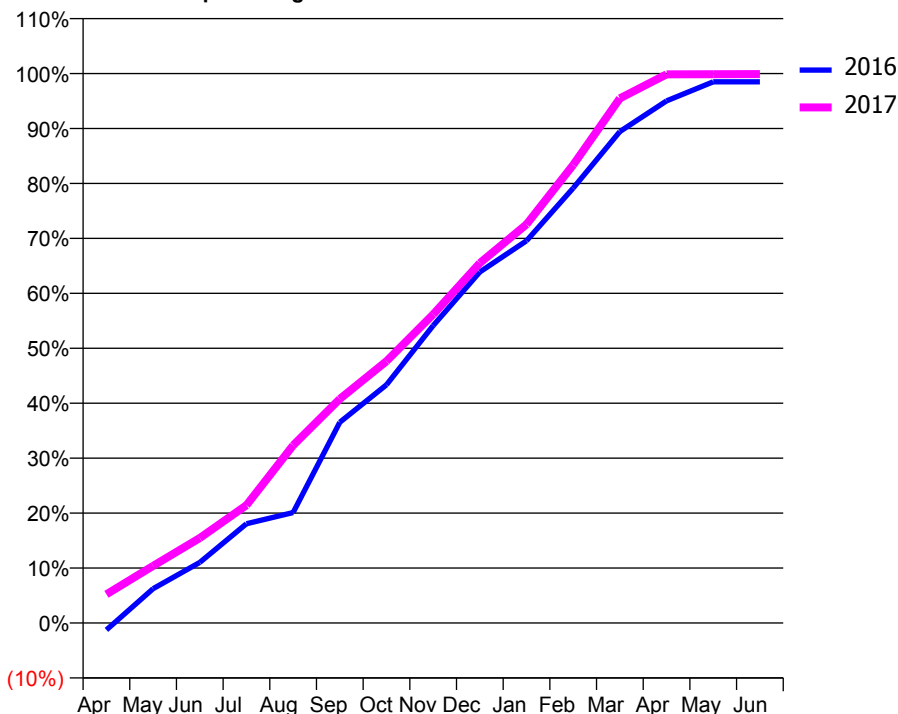
ACCESS*

Patients seen in 24 months	Total	Change since previous quarter
Quarter ending March 2016	1,980	
Quarter ending June 2016	1,966	→
Quarter ending September 2016	1,942	↓
Quarter ending December 2016	1,889	↓
Quarter ending March 2017	1,835	↓
Variance since March 2016	(7.3%)	↓



ACTIVITY

Cumulative percentage of contracted UDA delivered 2016 & 2017



Month	Adjusted Scheduled Activity (UDA)	
	2016	2017
April	-72	295
May	353	585
June	621	871
July	1,017	1,208
August	1,133	1,822
September	2,058	2,297
October	2,442	2,684
November	3,049	3,163
December	3,599	3,690
January	3,919	4,087
February	4,459	4,697
March	5,039	5,378
April	5,353	5,624
May	5,548	5,625
June	5,548	5,627

QUALITY

	Quantity	Base Number	Contract	AT	Region	England
% of FP17s for the same patient ID Re-attending within 3 months - Children	62	982	6.3%	12.9%	13.3%	12.3%
% of FP17s for the same patient ID Re-attending within 3 months - Adults	219	2,001	10.9%	17.6%	17.3%	16.7%
% of FP17s for the same patient ID Re-attending between 3 & 9 months - Children	667	982	67.9%	56.2%	58.9%	57.6%
% of FP17s for the same patient ID Re-attending between 3 & 9 months - Adults	1,375	2,001	68.7%	49.9%	52.2%	50.1%
% of FP17s for Band 1 Urgent Courses	132	2,926	4.5%	10.4%	9.2%	9.1%
% of FP17s Relating to Free Repair or Replacements	0	2,926	0.0%	0.9%	1.0%	0.8%
% of FP17s Relating to Continuations	47	2,926	1.6%	1.3%	1.4%	1.2%
% of Patients satisfied with the dentistry they have received	1	1	N/A	92.1%	93.1%	92.8%
% of Patients satisfied with the time they had to wait for an appointment	1	1	N/A	88.1%	89.5%	88.7%

* This is based on patients treated on this contract for their most recent course of treatment. Figures in italics indicate the base number of FP17s or Patient Questionnaire responses are less than 100. N/A is shown where the base number of responses is less than 10 during the period. % is calculated as Quantity/Base number*100

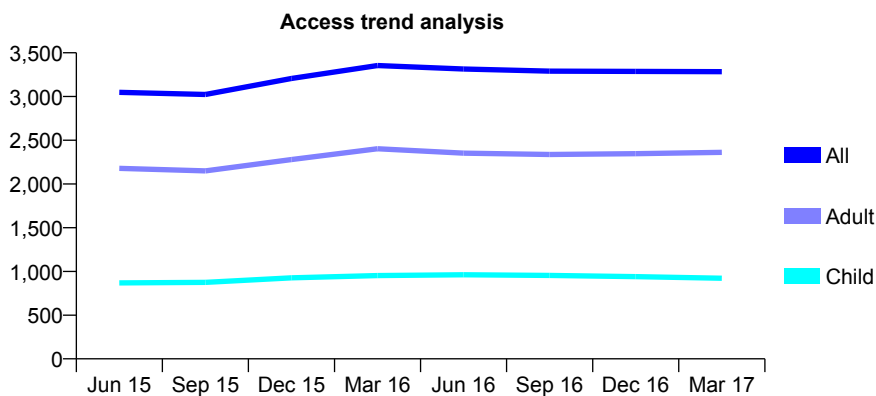
Q46 - Vital Signs At a Glance Contract Report for 769126/0001 - Year end March 2017

Name or company name	Longfield Lodge Dental
Contract type name	GDS Contract
Purpose of contract	General
Contract start date	10/09/2012
Contract end date	

16/17 Contracted general activity (UDA)	10,336
Carry forward general activity (UDA)	-27
16/17 Contracted orthodontic activity (UOA)	0
Carry forward orthodontic activity (UOA)	0
Baseline contract value	£277,575.50

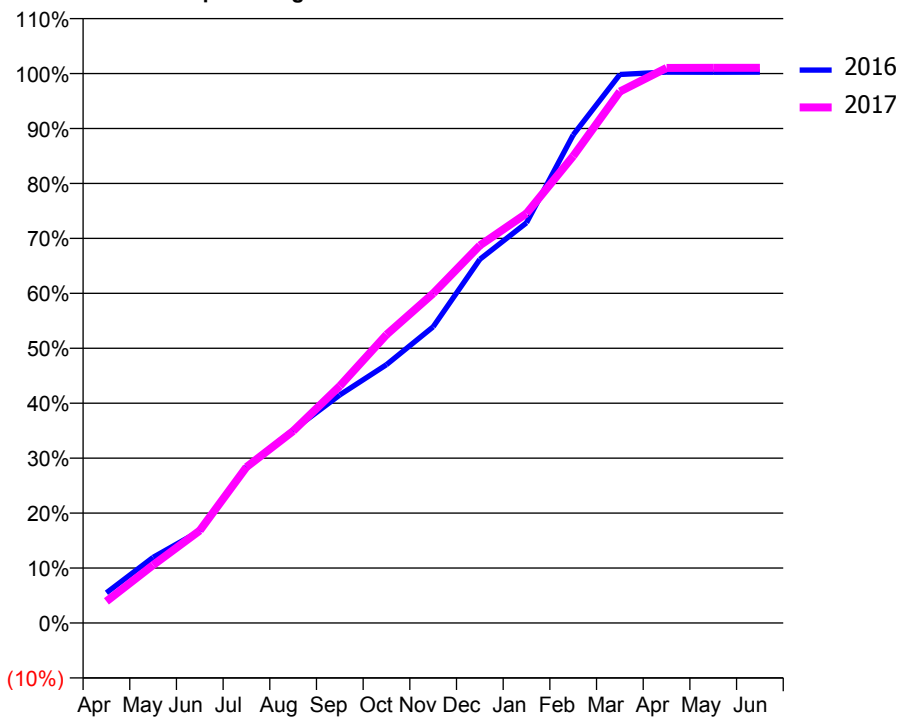
ACCESS*

Patients seen in 24 months	Total	Change since previous quarter
Quarter ending March 2016	3,355	
Quarter ending June 2016	3,314	↓
Quarter ending September 2016	3,291	→
Quarter ending December 2016	3,287	→
Quarter ending March 2017	3,284	→
Variance since March 2016	(2.1%)	↓



ACTIVITY

Cumulative percentage of contracted UDA delivered 2016 & 2017



Month	Adjusted Scheduled Activity (UDA)	
	2016	2017
April	568	407
May	1,235	1,090
June	1,731	1,738
July	2,941	2,933
August	3,630	3,611
September	4,290	4,459
October	4,860	5,423
November	5,571	6,200
December	6,842	7,102
January	7,529	7,705
February	9,181	8,782
March	10,316	9,995
April	10,362	10,440
May	10,359	10,444
June	10,363	10,444

QUALITY

	Quantity	Base Number	Contract	AT	Region	England
% of FP17s for the same patient ID Re-attending within 3 months - Children	109	1,412	7.7%	12.9%	13.3%	12.3%
% of FP17s for the same patient ID Re-attending within 3 months - Adults	596	3,428	17.4%	17.6%	17.3%	16.7%
% of FP17s for the same patient ID Re-attending between 3 & 9 months - Children	924	1,412	65.4%	56.2%	58.9%	57.6%
% of FP17s for the same patient ID Re-attending between 3 & 9 months - Adults	1,950	3,428	56.9%	49.9%	52.2%	50.1%
% of FP17s for Band 1 Urgent Courses	592	4,989	11.9%	10.4%	9.2%	9.1%
% of FP17s Relating to Free Repair or Replacements	99	4,989	2.0%	0.9%	1.0%	0.8%
% of FP17s Relating to Continuations	97	4,989	1.9%	1.3%	1.4%	1.2%
% of Patients satisfied with the dentistry they have received	2	2	N/A	92.1%	93.1%	92.8%
% of Patients satisfied with the time they had to wait for an appointment	2	2	N/A	88.1%	89.5%	88.7%

* This is based on patients treated on this contract for their most recent course of treatment. Figures in italics indicate the base number of FP17s or Patient Questionnaire responses are less than 100. N/A is shown where the base number of responses is less than 10 during the period. % is calculated as Quantity/Base number*100

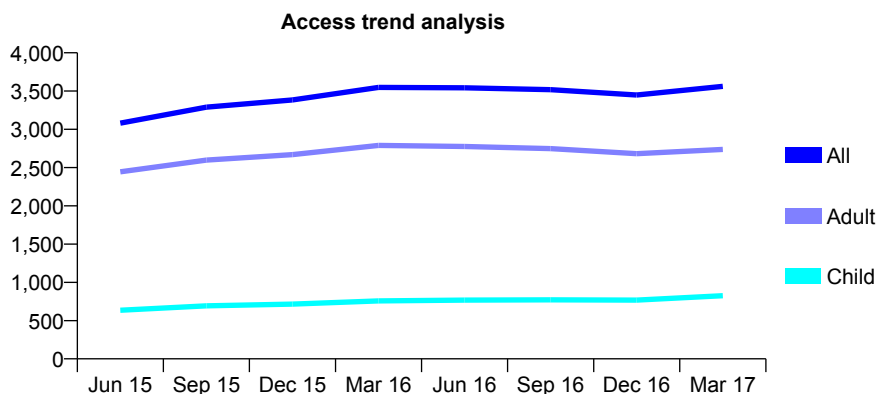
Q46 - Vital Signs At a Glance Contract Report for 769126/0002 - Year end March 2017

Name or company name	MISS S AHMAD
Contract type name	GDS Contract
Purpose of contract	General
Contract start date	15/07/2013
Contract end date	

16/17 Contracted general activity (UDA)	13,017
Carry forward general activity (UDA)	0
16/17 Contracted orthodontic activity (UOA)	0
Carry forward orthodontic activity (UOA)	0
Baseline contract value	£321,688.84

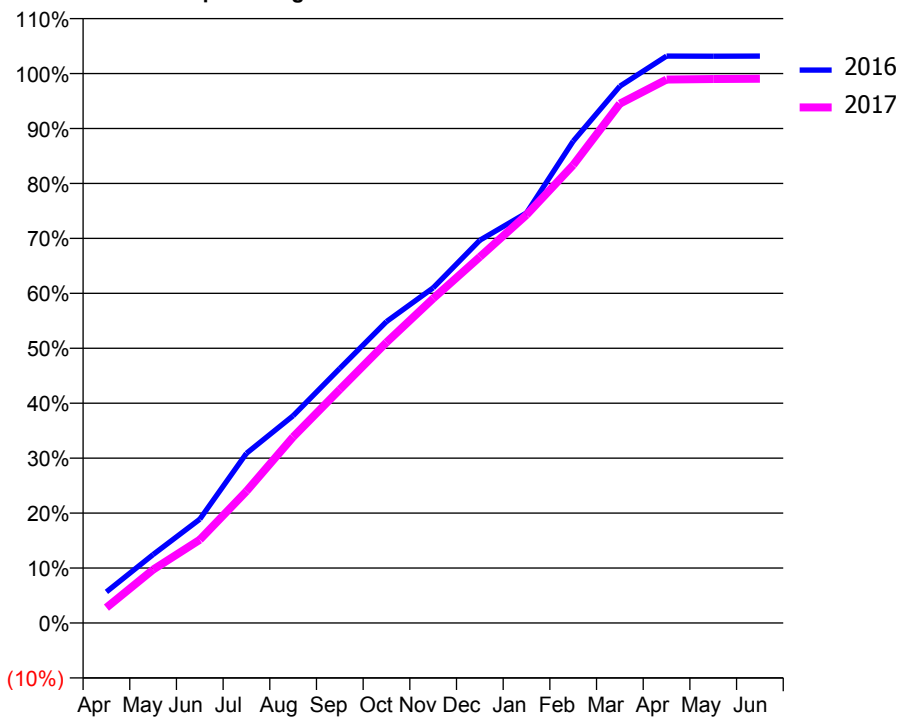
ACCESS*

Patients seen in 24 months	Total	Change since previous quarter
Quarter ending March 2016	3,548	
Quarter ending June 2016	3,543	→
Quarter ending September 2016	3,518	→
Quarter ending December 2016	3,449	↓
Quarter ending March 2017	3,562	↑
Variance since March 2016	0.4%	→



ACTIVITY

Cumulative percentage of contracted UDA delivered 2016 & 2017



Month	Adjusted Scheduled Activity (UDA)	
	2016	2017
April	737	366
May	1,622	1,267
June	2,458	1,972
July	4,020	3,123
August	4,910	4,409
September	6,033	5,532
October	7,139	6,647
November	7,940	7,687
December	9,069	8,672
January	9,715	9,669
February	11,415	10,850
March	12,717	12,301
April	13,429	12,875
May	13,425	12,888
June	13,428	12,894

QUALITY

	Quantity	Base Number	Contract	AT	Region	England
% of FP17s for the same patient ID Re-attending within 3 months - Children	141	1,342	10.5%	12.9%	13.3%	12.3%
% of FP17s for the same patient ID Re-attending within 3 months - Adults	831	4,534	18.3%	17.6%	17.3%	16.7%
% of FP17s for the same patient ID Re-attending between 3 & 9 months - Children	850	1,342	63.3%	56.2%	58.9%	57.6%
% of FP17s for the same patient ID Re-attending between 3 & 9 months - Adults	2,845	4,534	62.7%	49.9%	52.2%	50.1%
% of FP17s for Band 1 Urgent Courses	569	5,898	9.6%	10.4%	9.2%	9.1%
% of FP17s Relating to Free Repair or Replacements	180	5,898	3.1%	0.9%	1.0%	0.8%
% of FP17s Relating to Continuations	169	5,898	2.9%	1.3%	1.4%	1.2%
% of Patients satisfied with the dentistry they have received	7	9	N/A	92.1%	93.1%	92.8%
% of Patients satisfied with the time they had to wait for an appointment	8	9	N/A	88.1%	89.5%	88.7%

* This is based on patients treated on this contract for their most recent course of treatment. Figures in italics indicate the base number of FP17s or Patient Questionnaire responses are less than 100. N/A is shown where the base number of responses is less than 10 during the period. % is calculated as Quantity/Base number*100

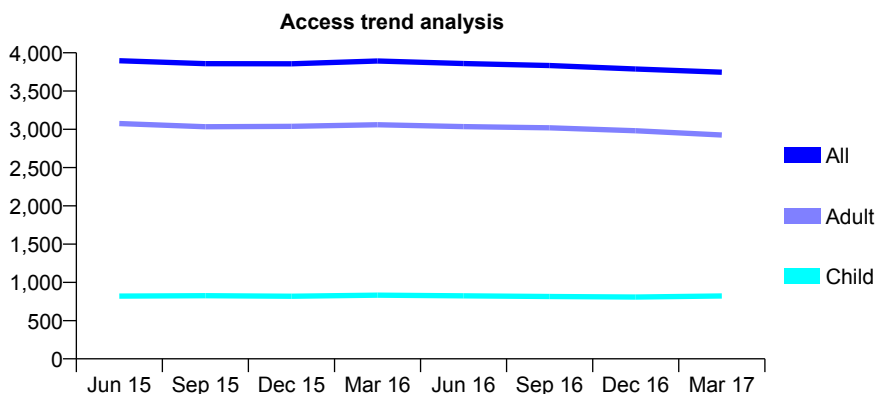
Q46 - Vital Signs At a Glance Contract Report for 769339/0001 - Year end March 2017

Name or company name	MS H LUPSON
Contract type name	GDS Contract
Purpose of contract	General
Contract start date	01/04/2006
Contract end date	

16/17 Contracted general activity (UDA)	12,042
Carry forward general activity (UDA)	184
16/17 Contracted orthodontic activity (UOA)	0
Carry forward orthodontic activity (UOA)	0
Baseline contract value	£288,185.83

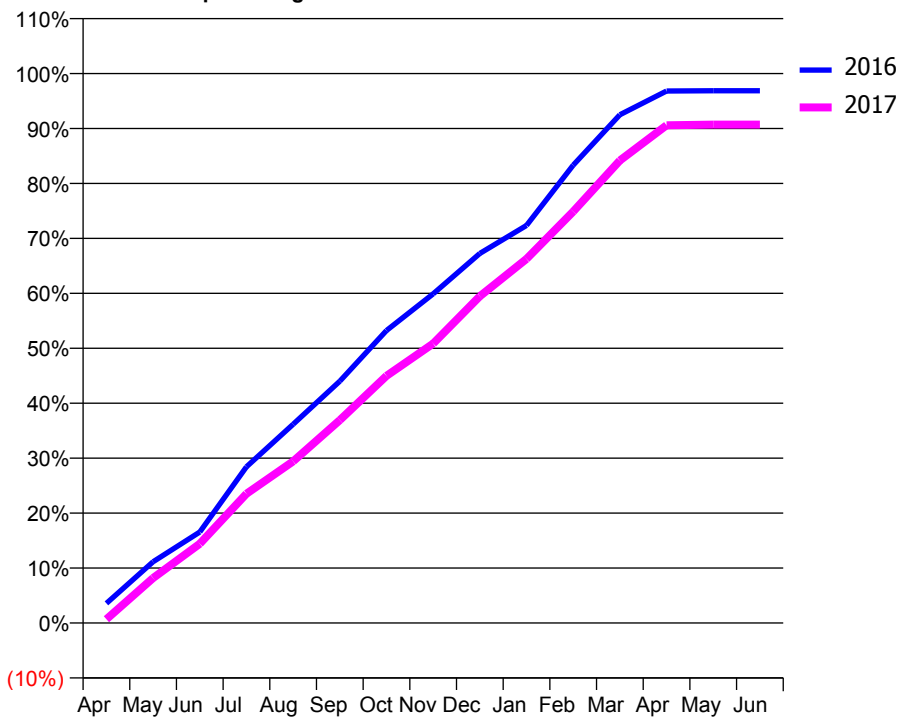
ACCESS*

Patients seen in 24 months	Total	Change since previous quarter
Quarter ending March 2016	3,892	
Quarter ending June 2016	3,859	→
Quarter ending September 2016	3,834	→
Quarter ending December 2016	3,788	↓
Quarter ending March 2017	3,746	↓
Variance since March 2016	(3.8%)	↓



ACTIVITY

Cumulative percentage of contracted UDA delivered 2016 & 2017



Adjusted Scheduled Activity (UDA)

Month	2016	2017
April	437	85
May	1,364	986
June	2,026	1,738
July	3,481	2,833
August	4,427	3,544
September	5,388	4,447
October	6,518	5,416
November	7,332	6,124
December	8,233	7,161
January	8,858	7,980
February	10,199	9,016
March	11,323	10,134
April	11,853	10,908
May	11,858	10,922
June	11,858	10,922

QUALITY

	Quantity	Base Number	Contract	AT	Region	England
% of FP17s for the same patient ID Re-attending within 3 months - Children	111	1,385	8.0%	12.9%	13.3%	12.3%
% of FP17s for the same patient ID Re-attending within 3 months - Adults	888	4,941	18.0%	17.6%	17.3%	16.7%
% of FP17s for the same patient ID Re-attending between 3 & 9 months - Children	1,015	1,385	73.3%	56.2%	58.9%	57.6%
% of FP17s for the same patient ID Re-attending between 3 & 9 months - Adults	3,085	4,941	62.4%	49.9%	52.2%	50.1%
% of FP17s for Band 1 Urgent Courses	487	6,307	7.7%	10.4%	9.2%	9.1%
% of FP17s Relating to Free Repair or Replacements	82	6,307	1.3%	0.9%	1.0%	0.8%
% of FP17s Relating to Continuations	58	6,307	0.9%	1.3%	1.4%	1.2%
% of Patients satisfied with the dentistry they have received	6	7	N/A	92.1%	93.1%	92.8%
% of Patients satisfied with the time they had to wait for an appointment	7	7	N/A	88.1%	89.5%	88.7%

* This is based on patients treated on this contract for their most recent course of treatment. Figures in italics indicate the base number of FP17s or Patient Questionnaire responses are less than 100. N/A is shown where the base number of responses is less than 10 during the period. % is calculated as Quantity/Base number*100

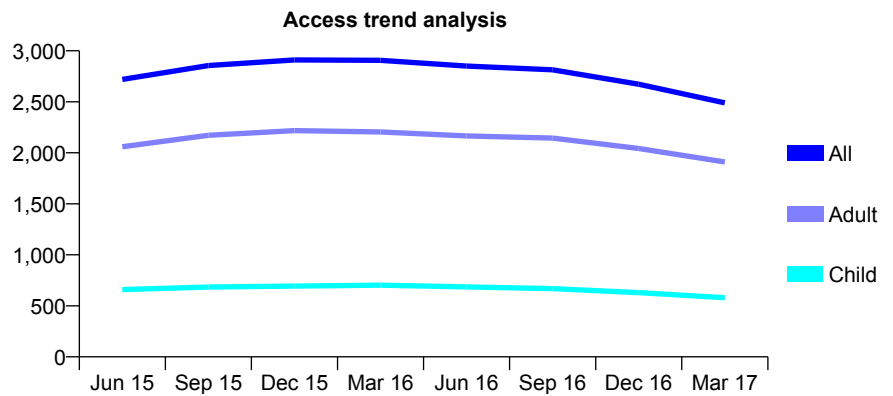
Q46 - Vital Signs At a Glance Contract Report for 770795/0001 - Year end March 2017

Name or company name	MR AR ULLATHORNE
Contract type name	GDS Contract
Purpose of contract	General and Orthodontic
Contract start date	01/12/2013
Contract end date	

16/17 Contracted general activity (UDA)	10,925
Carry forward general activity (UDA)	0
16/17 Contracted orthodontic activity (UOA)	380
Carry forward orthodontic activity (UOA)	0
Baseline contract value	£301,026.15

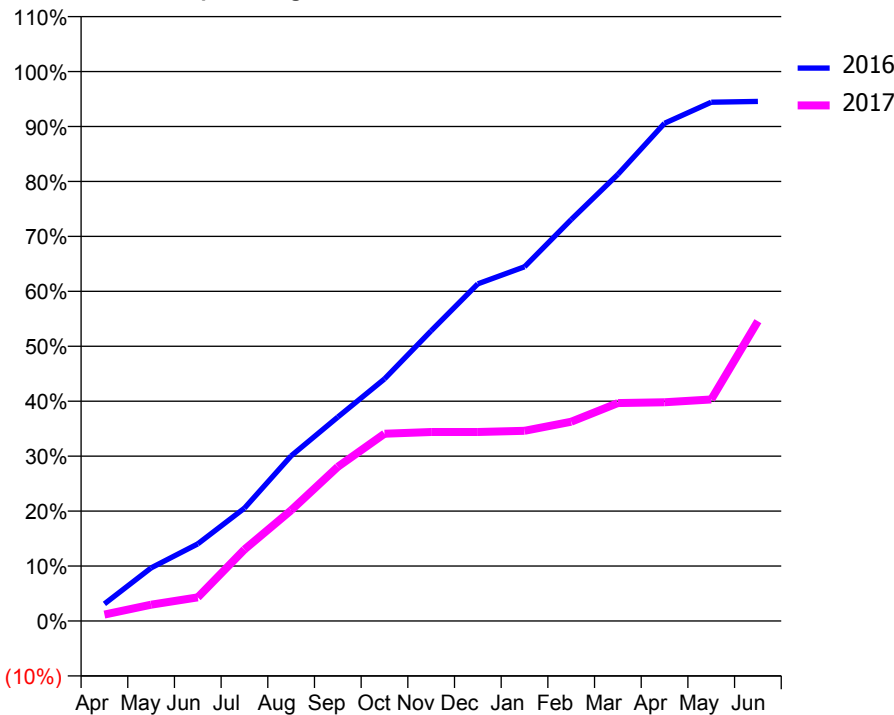
ACCESS*

Patients seen in 24 months	Total	Change since previous quarter
Quarter ending March 2016	2,906	
Quarter ending June 2016	2,850	↓
Quarter ending September 2016	2,814	↓
Quarter ending December 2016	2,673	↓
Quarter ending March 2017	2,490	↓
Variance since March 2016	(14.3%)	↓



ACTIVITY

Cumulative percentage of contracted UDA delivered 2016 & 2017



Month	Adjusted Scheduled Activity (UDA)	
	2016	2017
April	341	129
May	1,057	325
June	1,535	470
July	2,244	1,421
August	3,284	2,202
September	4,055	3,065
October	4,814	3,724
November	5,770	3,758
December	6,704	3,758
January	7,042	3,783
February	7,981	3,963
March	8,881	4,333
April	9,895	4,349
May	10,314	4,405
June	10,330	5,962

QUALITY

	Quantity	Base Number	Contract	AT	Region	England
% of FP17s for the same patient ID Re-attending within 3 months - Children	42	603	7.0%	12.9%	13.3%	12.3%
% of FP17s for the same patient ID Re-attending within 3 months - Adults	266	1,791	14.9%	17.6%	17.3%	16.7%
% of FP17s for the same patient ID Re-attending between 3 & 9 months - Children	307	603	50.9%	56.2%	58.9%	57.6%
% of FP17s for the same patient ID Re-attending between 3 & 9 months - Adults	831	1,791	46.4%	49.9%	52.2%	50.1%
% of FP17s for Band 1 Urgent Courses	329	2,806	11.7%	10.4%	9.2%	9.1%
% of FP17s Relating to Free Repair or Replacements	36	2,806	1.3%	0.9%	1.0%	0.8%
% of FP17s Relating to Continuations	15	2,806	0.5%	1.3%	1.4%	1.2%
% of Patients satisfied with the dentistry they have received	1	1	N/A	92.1%	93.1%	92.8%
% of Patients satisfied with the time they had to wait for an appointment	1	1	N/A	88.1%	89.5%	88.7%

* This is based on patients treated on this contract for their most recent course of treatment. Figures in italics indicate the base number of FP17s or Patient Questionnaire responses are less than 100. N/A is shown where the base number of responses is less than 10 during the period. % is calculated as Quantity/Base number*100

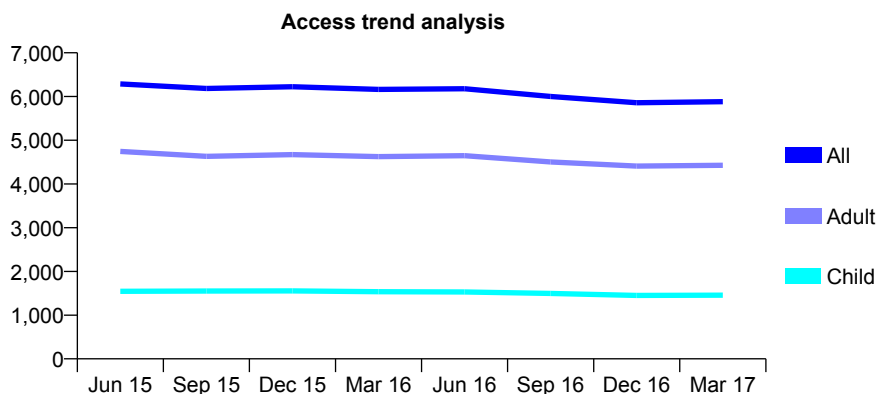
Q46 - Vital Signs At a Glance Contract Report for 770973/0001 - Year end March 2017

Name or company name	MR CD AINSWORTH
Contract type name	GDS Contract
Purpose of contract	General
Contract start date	01/04/2006
Contract end date	

16/17 Contracted general activity (UDA)	20,430
Carry forward general activity (UDA)	-81
16/17 Contracted orthodontic activity (UOA)	0
Carry forward orthodontic activity (UOA)	0
Baseline contract value	£615,567.55

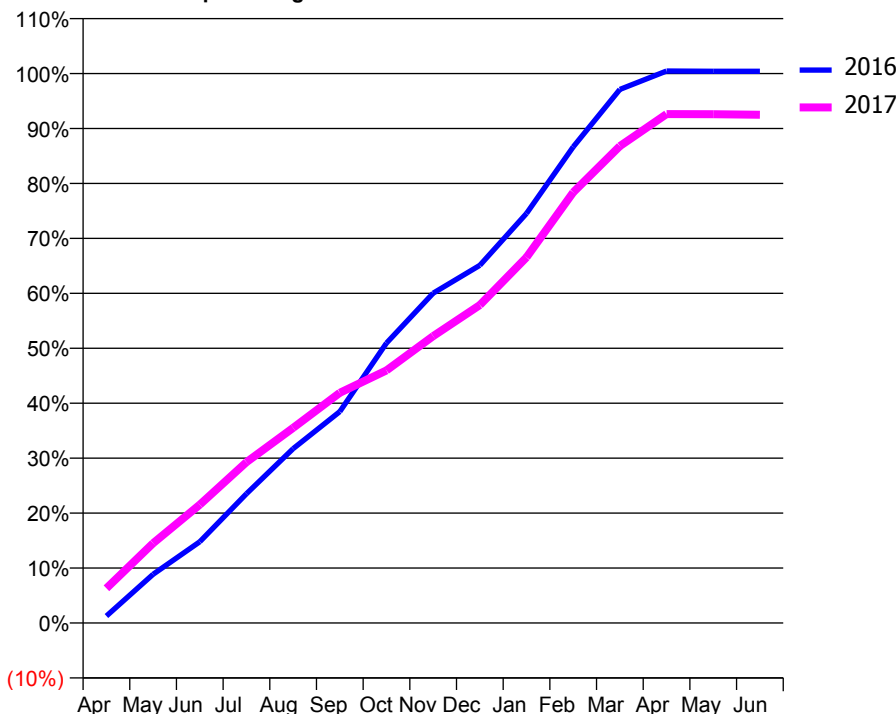
ACCESS*

Patients seen in 24 months	Total	Change since previous quarter
Quarter ending March 2016	6,164	
Quarter ending June 2016	6,177	→
Quarter ending September 2016	6,001	↓
Quarter ending December 2016	5,859	↓
Quarter ending March 2017	5,883	→
Variance since March 2016	(4.6%)	↓



ACTIVITY

Cumulative percentage of contracted UDA delivered 2016 & 2017



Month	Adjusted Scheduled Activity (UDA)	
	2016	2017
April	259	1,293
May	1,811	2,966
June	3,023	4,402
July	4,806	5,983
August	6,481	7,258
September	7,862	8,558
October	10,408	9,391
November	12,264	10,668
December	13,297	11,820
January	15,227	13,596
February	17,699	16,013
March	19,840	17,733
April	20,520	18,923
May	20,512	18,915
June	20,511	18,897

QUALITY

	Quantity	Base Number	Contract	AT	Region	England
% of FP17s for the same patient ID Re-attending within 3 months - Children	247	2,169	11.4%	12.9%	13.3%	12.3%
% of FP17s for the same patient ID Re-attending within 3 months - Adults	979	6,062	16.1%	17.6%	17.3%	16.7%
% of FP17s for the same patient ID Re-attending between 3 & 9 months - Children	1,302	2,169	60.0%	56.2%	58.9%	57.6%
% of FP17s for the same patient ID Re-attending between 3 & 9 months - Adults	3,331	6,062	54.9%	49.9%	52.2%	50.1%
% of FP17s for Band 1 Urgent Courses	1,234	8,406	14.7%	10.4%	9.2%	9.1%
% of FP17s Relating to Free Repair or Replacements	58	8,406	0.7%	0.9%	1.0%	0.8%
% of FP17s Relating to Continuations	16	8,406	0.2%	1.3%	1.4%	1.2%
% of Patients satisfied with the dentistry they have received	4	4	N/A	92.1%	93.1%	92.8%
% of Patients satisfied with the time they had to wait for an appointment	4	4	N/A	88.1%	89.5%	88.7%

* This is based on patients treated on this contract for their most recent course of treatment. Figures in italics indicate the base number of FP17s or Patient Questionnaire responses are less than 100. N/A is shown where the base number of responses is less than 10 during the period. % is calculated as Quantity/Base number*100

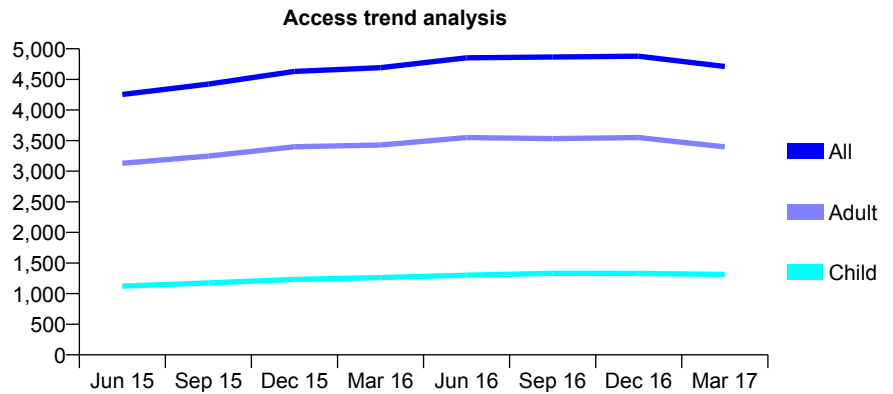
Q46 - Vital Signs At a Glance Contract Report for 772194/0002 - Year end March 2017

Name or company name	MR B AMOZANDEH
Contract type name	GDS Contract
Purpose of contract	General
Contract start date	01/06/2008
Contract end date	

16/17 Contracted general activity (UDA)	19,610
Carry forward general activity (UDA)	55
16/17 Contracted orthodontic activity (UOA)	0
Carry forward orthodontic activity (UOA)	0
Baseline contract value	£545,412.14

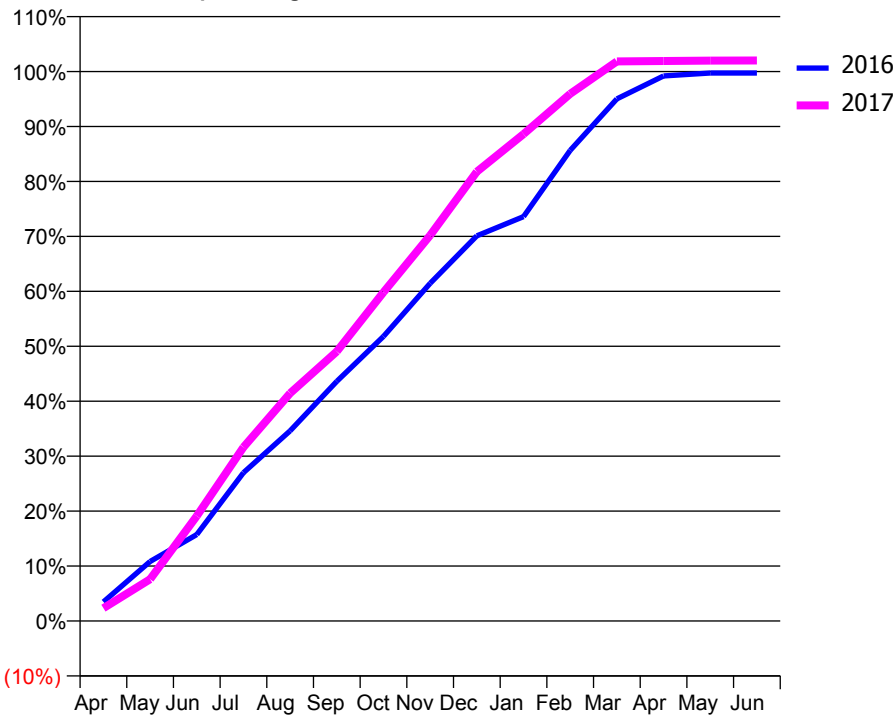
ACCESS*

Patients seen in 24 months	Total	Change since previous quarter
Quarter ending March 2016	4,691	
Quarter ending June 2016	4,852	↑
Quarter ending September 2016	4,865	→
Quarter ending December 2016	4,880	→
Quarter ending March 2017	4,711	↓
Variance since March 2016	0.4%	→



ACTIVITY

Cumulative percentage of contracted UDA delivered 2016 & 2017



Month	Adjusted Scheduled Activity (UDA)	
	2016	2017
April	681	460
May	2,124	1,490
June	3,084	3,747
July	5,295	6,201
August	6,790	8,129
September	8,553	9,621
October	10,157	11,733
November	12,050	13,766
December	13,744	16,035
January	14,432	17,376
February	16,796	18,815
March	18,633	19,971
April	19,452	19,986
May	19,555	20,000
June	19,555	20,004

QUALITY

	Quantity	Base Number	Contract	AT	Region	England
% of FP17s for the same patient ID Re-attending within 3 months - Children	230	2,098	11.0%	12.9%	13.3%	12.3%
% of FP17s for the same patient ID Re-attending within 3 months - Adults	1,340	5,493	24.4%	17.6%	17.3%	16.7%
% of FP17s for the same patient ID Re-attending between 3 & 9 months - Children	1,294	2,098	61.7%	56.2%	58.9%	57.6%
% of FP17s for the same patient ID Re-attending between 3 & 9 months - Adults	2,515	5,493	45.8%	49.9%	52.2%	50.1%
% of FP17s for Band 1 Urgent Courses	899	7,273	12.4%	10.4%	9.2%	9.1%
% of FP17s Relating to Free Repair or Replacements	68	7,273	0.9%	0.9%	1.0%	0.8%
% of FP17s Relating to Continuations	129	7,273	1.8%	1.3%	1.4%	1.2%
% of Patients satisfied with the dentistry they have received	8	8	N/A	92.1%	93.1%	92.8%
% of Patients satisfied with the time they had to wait for an appointment	8	8	N/A	88.1%	89.5%	88.7%

* This is based on patients treated on this contract for their most recent course of treatment. Figures in italics indicate the base number of FP17s or Patient Questionnaire responses are less than 100. N/A is shown where the base number of responses is less than 10 during the period. % is calculated as Quantity/Base number*100

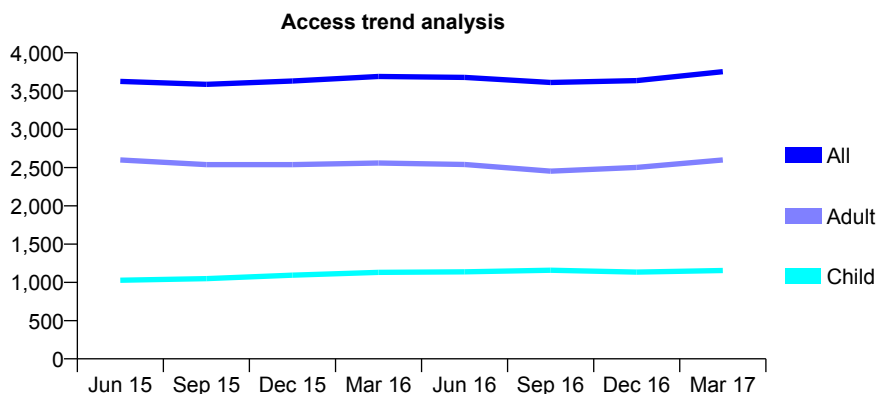
Q46 - Vital Signs At a Glance Contract Report for 772895/0001 - Year end March 2017

Name or company name	MR CE CRAWFORD
Contract type name	GDS Contract
Purpose of contract	General
Contract start date	13/10/2009
Contract end date	

16/17 Contracted general activity (UDA)	6,773
Carry forward general activity (UDA)	-135
16/17 Contracted orthodontic activity (UOA)	0
Carry forward orthodontic activity (UOA)	0
Baseline contract value	£165,581.25

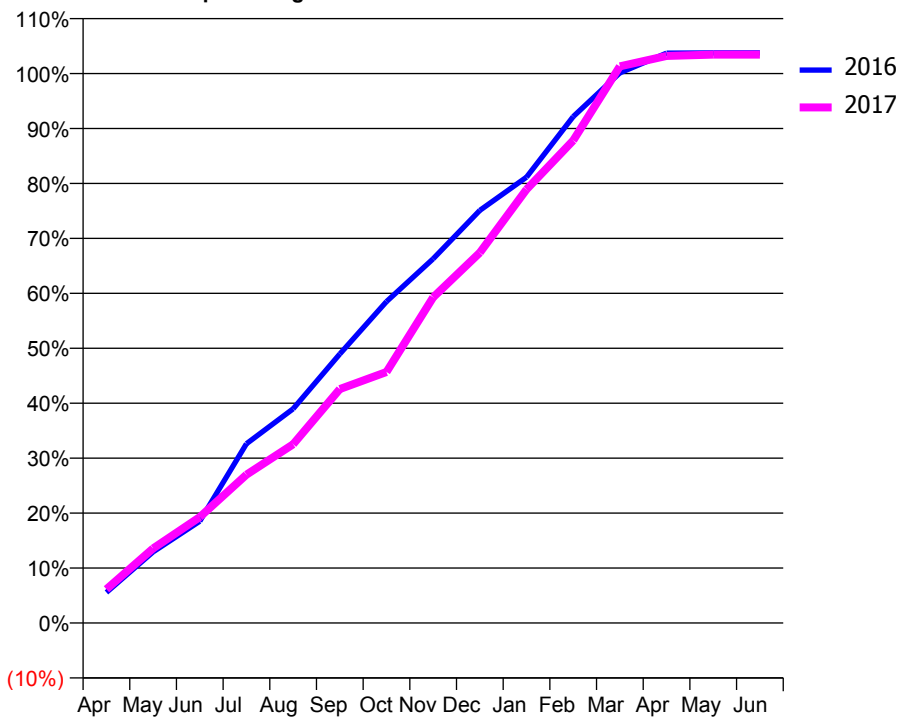
ACCESS*

Patients seen in 24 months	Total	Change since previous quarter
Quarter ending March 2016	3,690	
Quarter ending June 2016	3,679	→
Quarter ending September 2016	3,612	↓
Quarter ending December 2016	3,636	→
Quarter ending March 2017	3,754	↑
Variance since March 2016	1.7%	→



ACTIVITY

Cumulative percentage of contracted UDA delivered 2016 & 2017



Month	Adjusted Scheduled Activity (UDA)	
	2016	2017
April	384	417
May	893	920
June	1,277	1,306
July	2,249	1,829
August	2,688	2,204
September	3,375	2,883
October	4,032	3,094
November	4,569	4,015
December	5,175	4,565
January	5,593	5,344
February	6,353	5,947
March	6,901	6,862
April	7,148	6,989
May	7,152	7,006
June	7,152	7,006

QUALITY

	Quantity	Base Number	Contract	AT	Region	England
% of FP17s for the same patient ID Re-attending within 3 months - Children	137	1,901	7.2%	12.9%	13.3%	12.3%
% of FP17s for the same patient ID Re-attending within 3 months - Adults	286	2,928	9.8%	17.6%	17.3%	16.7%
% of FP17s for the same patient ID Re-attending between 3 & 9 months - Children	1,329	1,901	69.9%	56.2%	58.9%	57.6%
% of FP17s for the same patient ID Re-attending between 3 & 9 months - Adults	1,223	2,928	41.8%	49.9%	52.2%	50.1%
% of FP17s for Band 1 Urgent Courses	239	3,766	6.3%	10.4%	9.2%	9.1%
% of FP17s Relating to Free Repair or Replacements	9	3,766	0.2%	0.9%	1.0%	0.8%
% of FP17s Relating to Continuations	42	3,766	1.1%	1.3%	1.4%	1.2%
% of Patients satisfied with the dentistry they have received	5	5	N/A	92.1%	93.1%	92.8%
% of Patients satisfied with the time they had to wait for an appointment	5	5	N/A	88.1%	89.5%	88.7%

* This is based on patients treated on this contract for their most recent course of treatment. Figures in italics indicate the base number of FP17s or Patient Questionnaire responses are less than 100. N/A is shown where the base number of responses is less than 10 during the period. % is calculated as Quantity/Base number*100

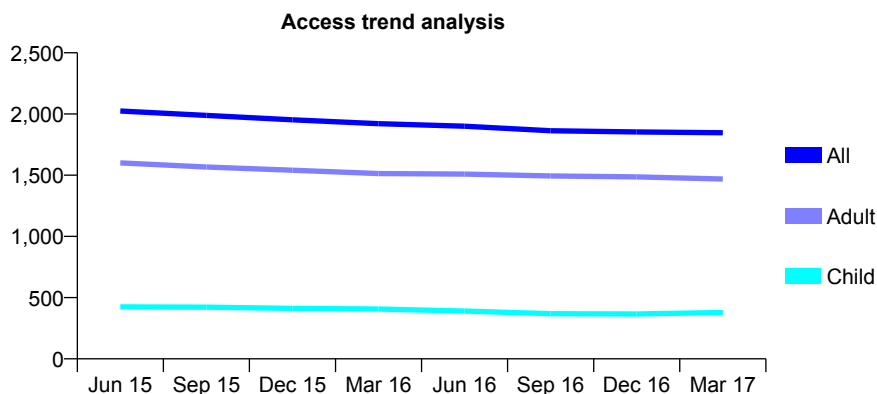
Q46 - Vital Signs At a Glance Contract Report for 772968/0001 - Year end March 2017

Name or company name	MISS SN HUSSAIN
Contract type name	GDS Contract
Purpose of contract	General
Contract start date	19/04/2011
Contract end date	

16/17 Contracted general activity (UDA)	4,906
Carry forward general activity (UDA)	92
16/17 Contracted orthodontic activity (UOA)	0
Carry forward orthodontic activity (UOA)	0
Baseline contract value	£119,195.25

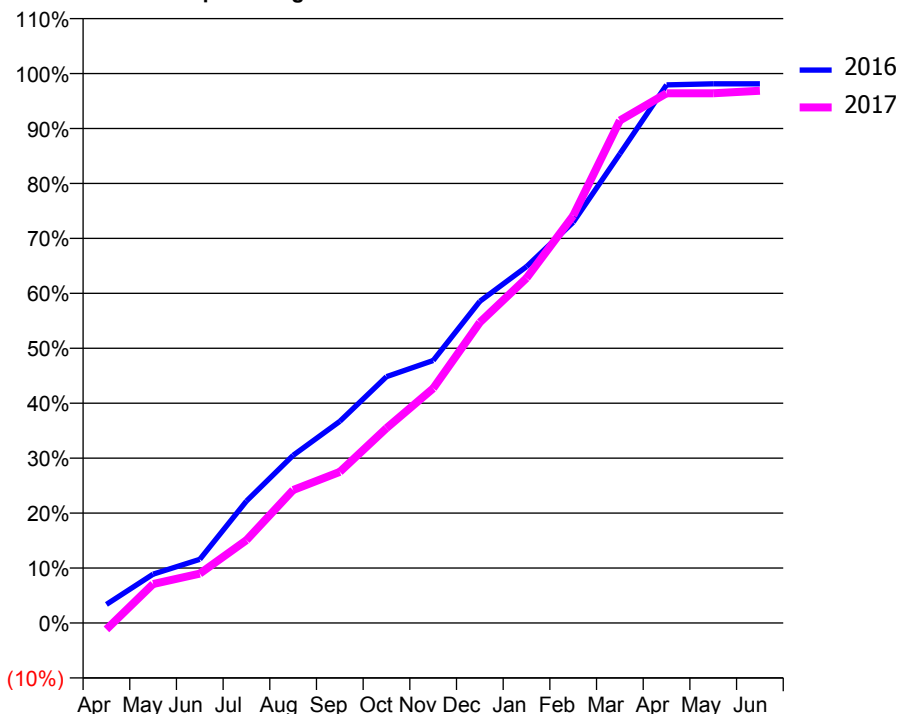
ACCESS*

Patients seen in 24 months	Total	Change since previous quarter
Quarter ending March 2016	1,921	
Quarter ending June 2016	1,900	↓
Quarter ending September 2016	1,863	↓
Quarter ending December 2016	1,853	→
Quarter ending March 2017	1,847	→
Variance since March 2016	(3.9%)	↓



ACTIVITY

Cumulative percentage of contracted UDA delivered 2016 & 2017



Month	Adjusted Scheduled Activity (UDA)	
	2016	2017
April	167	-57
May	437	348
June	569	441
July	1,088	740
August	1,497	1,187
September	1,800	1,349
October	2,199	1,740
November	2,343	2,094
December	2,872	2,684
January	3,182	3,079
February	3,579	3,637
March	4,189	4,486
April	4,805	4,729
May	4,814	4,729
June	4,814	4,752

QUALITY

	Quantity	Base Number	Contract	AT	Region	England
% of FP17s for the same patient ID Re-attending within 3 months - Children	61	731	8.3%	12.9%	13.3%	12.3%
% of FP17s for the same patient ID Re-attending within 3 months - Adults	452	2,630	17.2%	17.6%	17.3%	16.7%
% of FP17s for the same patient ID Re-attending between 3 & 9 months - Children	507	731	69.4%	56.2%	58.9%	57.6%
% of FP17s for the same patient ID Re-attending between 3 & 9 months - Adults	1,665	2,630	63.3%	49.9%	52.2%	50.1%
% of FP17s for Band 1 Urgent Courses	181	2,272	8.0%	10.4%	9.2%	9.1%
% of FP17s Relating to Free Repair or Replacements	54	2,272	2.4%	0.9%	1.0%	0.8%
% of FP17s Relating to Continuations	39	2,272	1.7%	1.3%	1.4%	1.2%
% of Patients satisfied with the dentistry they have received	7	7	N/A	92.1%	93.1%	92.8%
% of Patients satisfied with the time they had to wait for an appointment	7	7	N/A	88.1%	89.5%	88.7%

* This is based on patients treated on this contract for their most recent course of treatment. Figures in italics indicate the base number of FP17s or Patient Questionnaire responses are less than 100. N/A is shown where the base number of responses is less than 10 during the period. % is calculated as Quantity/Base number*100

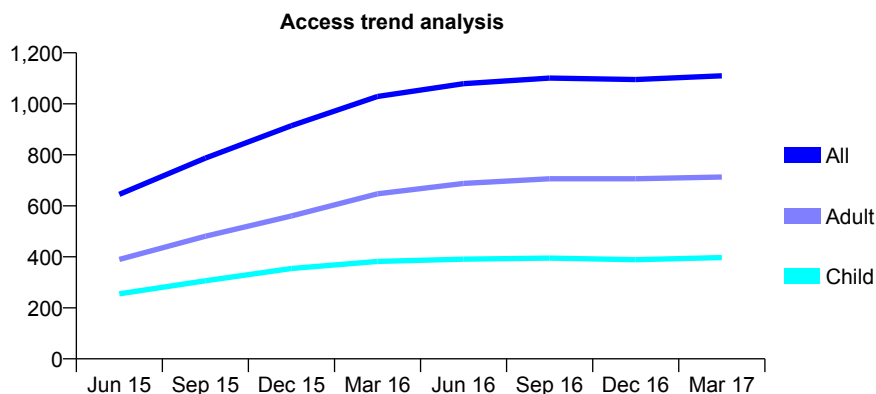
Q46 - Vital Signs At a Glance Contract Report for 772968/0003 - Year end March 2017

Name or company name	MISS SN HUSSAIN
Contract type name	GDS Contract
Purpose of contract	General
Contract start date	01/01/2015
Contract end date	

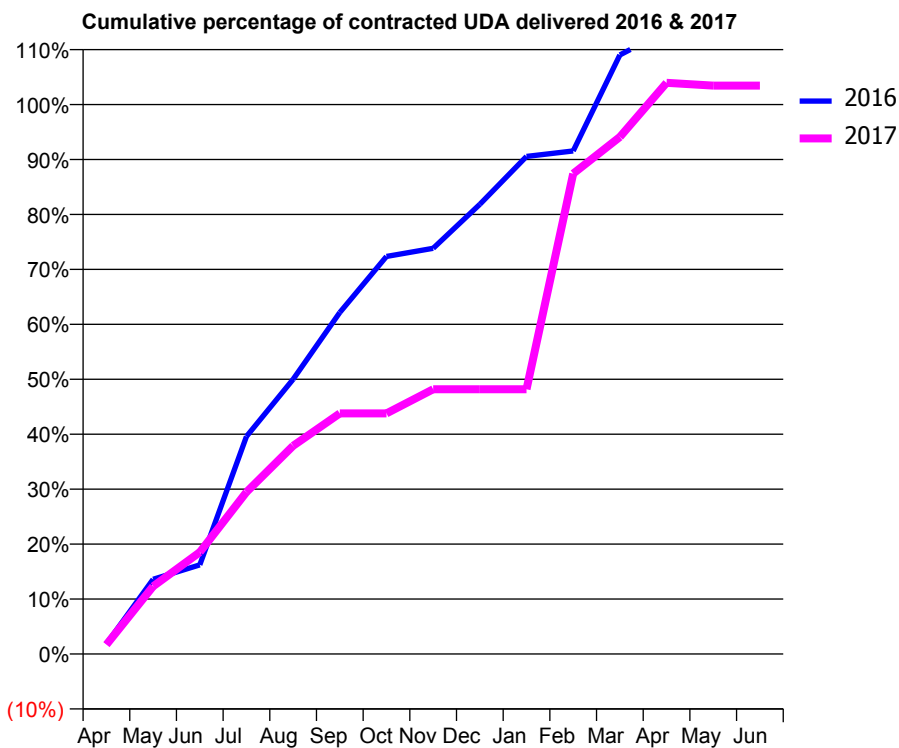
16/17 Contracted general activity (UDA)	2,213
Carry forward general activity (UDA)	-38
16/17 Contracted orthodontic activity (UOA)	0
Carry forward orthodontic activity (UOA)	0
Baseline contract value	£60,310.41

ACCESS*

Patients seen in 24 months	Total	Change since previous quarter
Quarter ending March 2016	1,029	
Quarter ending June 2016	1,079	↑
Quarter ending September 2016	1,101	↑
Quarter ending December 2016	1,095	→
Quarter ending March 2017	1,110	→
Variance since March 2016	7.9%	↑



ACTIVITY



Month	Adjusted Scheduled Activity (UDA)	
	2016	2017
April	44	38
May	321	273
June	384	410
July	936	652
August	1,182	838
September	1,469	969
October	1,710	969
November	1,746	1,066
December	1,935	1,066
January	2,141	1,066
February	2,164	1,934
March	2,577	2,082
April	2,681	2,300
May	2,682	2,289
June	2,682	2,289

QUALITY

	Quantity	Base Number	Contract	AT	Region	England
% of FP17s for the same patient ID Re-attending within 3 months - Children	59	686	8.6%	12.9%	13.3%	12.3%
% of FP17s for the same patient ID Re-attending within 3 months - Adults	199	1,188	16.8%	17.6%	17.3%	16.7%
% of FP17s for the same patient ID Re-attending between 3 & 9 months - Children	491	686	71.6%	56.2%	58.9%	57.6%
% of FP17s for the same patient ID Re-attending between 3 & 9 months - Adults	756	1,188	63.6%	49.9%	52.2%	50.1%
% of FP17s for Band 1 Urgent Courses	111	1,274	8.7%	10.4%	9.2%	9.1%
% of FP17s Relating to Free Repair or Replacements	13	1,274	1.0%	0.9%	1.0%	0.8%
% of FP17s Relating to Continuations	21	1,274	1.6%	1.3%	1.4%	1.2%
% of Patients satisfied with the dentistry they have received	0	0	N/A	92.1%	93.1%	92.8%
% of Patients satisfied with the time they had to wait for an appointment	0	0	N/A	88.1%	89.5%	88.7%

* This is based on patients treated on this contract for their most recent course of treatment. Figures in italics indicate the base number of FP17s or Patient Questionnaire responses are less than 100. N/A is shown where the base number of responses is less than 10 during the period. % is calculated as Quantity/Base number*100

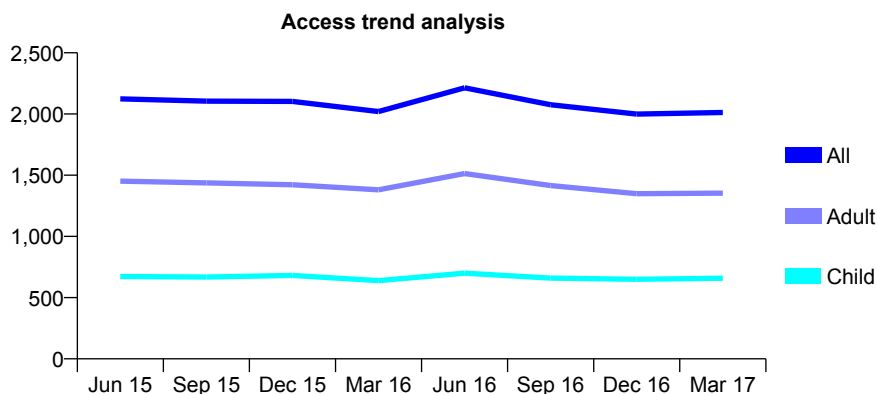
Q46 - Vital Signs At a Glance Contract Report for 773174/0001 - Year end March 2017

Name or company name	MR S AHMED
Contract type name	GDS Contract
Purpose of contract	General
Contract start date	01/04/2006
Contract end date	

16/17 Contracted general activity (UDA)	8,304
Carry forward general activity (UDA)	0
16/17 Contracted orthodontic activity (UOA)	0
Carry forward orthodontic activity (UOA)	0
Baseline contract value	£275,717.49

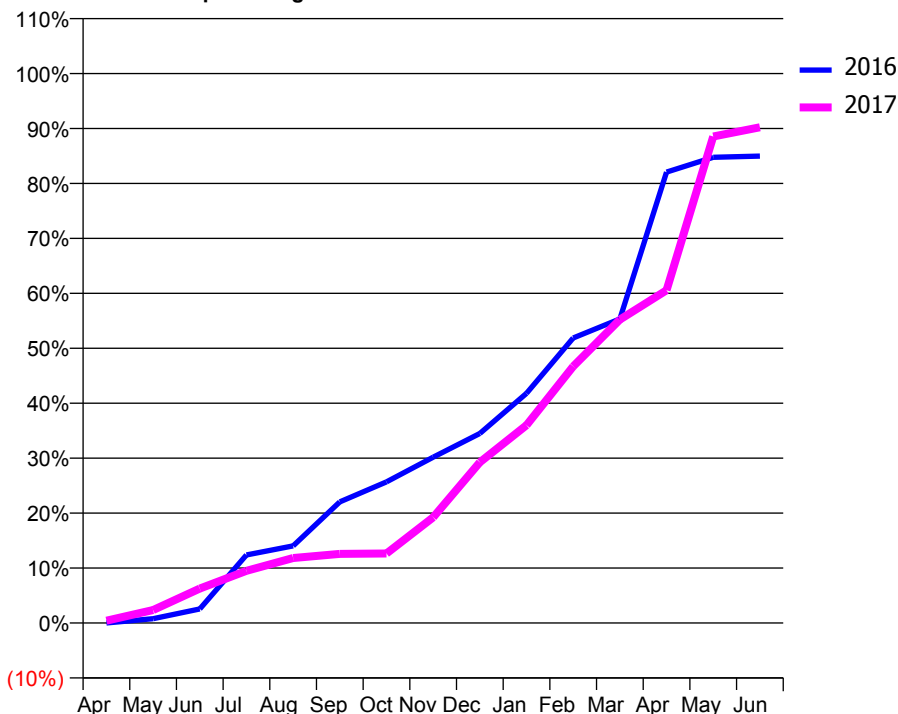
ACCESS*

Patients seen in 24 months	Total	Change since previous quarter
Quarter ending March 2016	2,020	
Quarter ending June 2016	2,214	↑
Quarter ending September 2016	2,076	↓
Quarter ending December 2016	1,999	↓
Quarter ending March 2017	2,012	→
Variance since March 2016	(0.4%)	→



ACTIVITY

Cumulative percentage of contracted UDA delivered 2016 & 2017



QUALITY

	Quantity	Base Number	Contract	AT	Region	England
% of FP17s for the same patient ID Re-attending within 3 months - Children	29	602	4.8%	12.9%	13.3%	12.3%
% of FP17s for the same patient ID Re-attending within 3 months - Adults	163	1,254	13.0%	17.6%	17.3%	16.7%
% of FP17s for the same patient ID Re-attending between 3 & 9 months - Children	132	602	21.9%	56.2%	58.9%	57.6%
% of FP17s for the same patient ID Re-attending between 3 & 9 months - Adults	317	1,254	25.3%	49.9%	52.2%	50.1%
% of FP17s for Band 1 Urgent Courses	186	1,821	10.2%	10.4%	9.2%	9.1%
% of FP17s Relating to Free Repair or Replacements	19	1,821	1.0%	0.9%	1.0%	0.8%
% of FP17s Relating to Continuations	0	1,821	0.0%	1.3%	1.4%	1.2%
% of Patients satisfied with the dentistry they have received	1	2	N/A	92.1%	93.1%	92.8%
% of Patients satisfied with the time they had to wait for an appointment	0	2	N/A	88.1%	89.5%	88.7%

* This is based on patients treated on this contract for their most recent course of treatment. Figures in italics indicate the base number of FP17s or Patient Questionnaire responses are less than 100. N/A is shown where the base number of responses is less than 10 during the period. % is calculated as Quantity/Base number*100

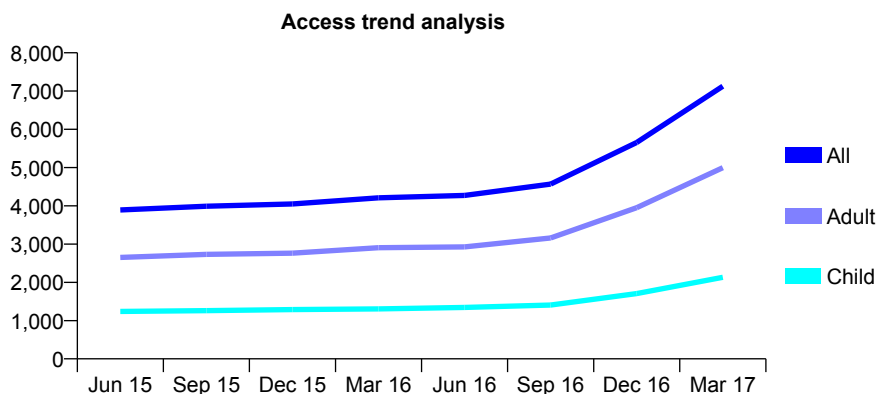
Q46 - Vital Signs At a Glance Contract Report for 780871/0001 - Year end March 2017

Name or company name	MR R KHAN
Contract type name	GDS Contract
Purpose of contract	General
Contract start date	01/04/2006
Contract end date	

16/17 Contracted general activity (UDA)	24,622
Carry forward general activity (UDA)	-329
16/17 Contracted orthodontic activity (UOA)	0
Carry forward orthodontic activity (UOA)	0
Baseline contract value	£699,624.26

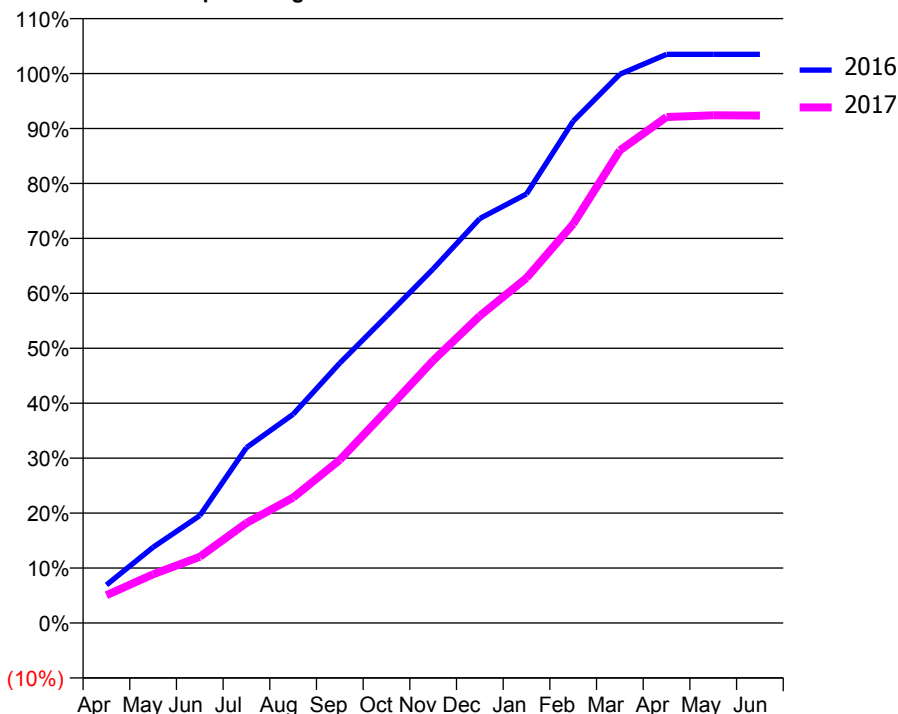
ACCESS*

Patients seen in 24 months	Total	Change since previous quarter
Quarter ending March 2016	4,208	
Quarter ending June 2016	4,271	→
Quarter ending September 2016	4,567	↑
Quarter ending December 2016	5,656	↑
Quarter ending March 2017	7,127	↑
Variance since March 2016	69.4%	↑



ACTIVITY

Cumulative percentage of contracted UDA delivered 2016 & 2017



Adjusted Scheduled Activity (UDA)

Month	2016	2017
April	953	1,247
May	1,896	2,183
June	2,687	2,966
July	4,384	4,483
August	5,221	5,621
September	6,501	7,309
October	7,670	9,512
November	8,854	11,760
December	10,113	13,763
January	10,728	15,461
February	12,547	17,882
March	13,723	21,180
April	14,218	22,671
May	14,218	22,753
June	14,218	22,739

QUALITY

	Quantity	Base Number	Contract	AT	Region	England
% of FP17s for the same patient ID Re-attending within 3 months - Children	271	2,939	9.2%	12.9%	13.3%	12.3%
% of FP17s for the same patient ID Re-attending within 3 months - Adults	1,063	7,004	15.2%	17.6%	17.3%	16.7%
% of FP17s for the same patient ID Re-attending between 3 & 9 months - Children	1,207	2,939	41.1%	56.2%	58.9%	57.6%
% of FP17s for the same patient ID Re-attending between 3 & 9 months - Adults	2,728	7,004	38.9%	49.9%	52.2%	50.1%
% of FP17s for Band 1 Urgent Courses	1,231	10,362	11.9%	10.4%	9.2%	9.1%
% of FP17s Relating to Free Repair or Replacements	72	10,362	0.7%	0.9%	1.0%	0.8%
% of FP17s Relating to Continuations	49	10,362	0.5%	1.3%	1.4%	1.2%
% of Patients satisfied with the dentistry they have received	3	4	N/A	92.1%	93.1%	92.8%
% of Patients satisfied with the time they had to wait for an appointment	3	4	N/A	88.1%	89.5%	88.7%

* This is based on patients treated on this contract for their most recent course of treatment. Figures in italics indicate the base number of FP17s or Patient Questionnaire responses are less than 100. N/A is shown where the base number of responses is less than 10 during the period. % is calculated as Quantity/Base number*100

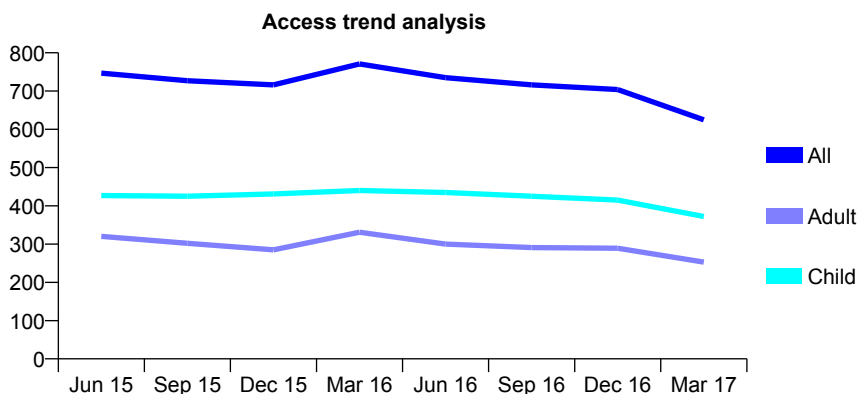
Q46 - Vital Signs At a Glance Contract Report for 803375/0001 - Year end March 2017

Name or company name	MISS SR WOOLF
Contract type name	GDS Contract
Purpose of contract	General
Contract start date	01/04/2006
Contract end date	

16/17 Contracted general activity (UDA)	1,715
Carry forward general activity (UDA)	-34
16/17 Contracted orthodontic activity (UOA)	0
Carry forward orthodontic activity (UOA)	0
Baseline contract value	£64,313.67

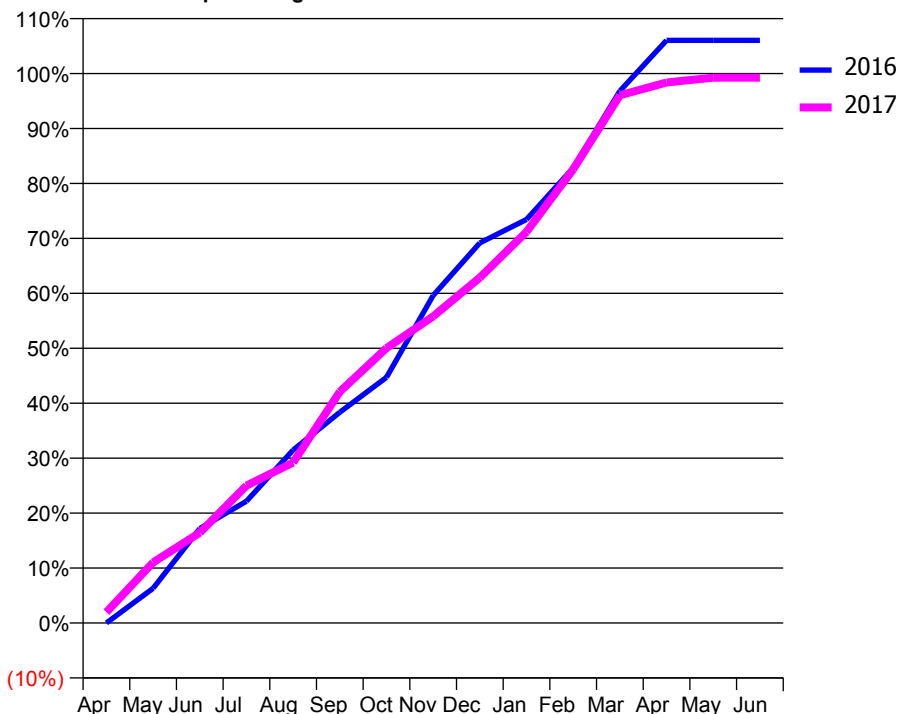
ACCESS*

Patients seen in 24 months	Total	Change since previous quarter
Quarter ending March 2016	771	
Quarter ending June 2016	735	↓
Quarter ending September 2016	716	↓
Quarter ending December 2016	704	↓
Quarter ending March 2017	625	↓
Variance since March 2016	(18.9%)	↓



ACTIVITY

Cumulative percentage of contracted UDA delivered 2016 & 2017



Month	Adjusted Scheduled Activity (UDA)	
	2016	2017
April	0	34
May	126	189
June	343	282
July	442	429
August	628	501
September	765	722
October	892	858
November	1,189	957
December	1,380	1,078
January	1,465	1,221
February	1,652	1,416
March	1,931	1,647
April	2,115	1,687
May	2,115	1,702
June	2,115	1,702

QUALITY

	Quantity	Base Number	Contract	AT	Region	England
% of FP17s for the same patient ID Re-attending within 3 months - Children	40	447	8.9%	12.9%	13.3%	12.3%
% of FP17s for the same patient ID Re-attending within 3 months - Adults	25	202	12.4%	17.6%	17.3%	16.7%
% of FP17s for the same patient ID Re-attending between 3 & 9 months - Children	199	447	44.5%	56.2%	58.9%	57.6%
% of FP17s for the same patient ID Re-attending between 3 & 9 months - Adults	41	202	20.3%	49.9%	52.2%	50.1%
% of FP17s for Band 1 Urgent Courses	0	619	0.0%	10.4%	9.2%	9.1%
% of FP17s Relating to Free Repair or Replacements	0	619	0.0%	0.9%	1.0%	0.8%
% of FP17s Relating to Continuations	20	619	3.2%	1.3%	1.4%	1.2%
% of Patients satisfied with the dentistry they have received	1	1	N/A	92.1%	93.1%	92.8%
% of Patients satisfied with the time they had to wait for an appointment	1	1	N/A	88.1%	89.5%	88.7%

* This is based on patients treated on this contract for their most recent course of treatment. Figures in italics indicate the base number of FP17s or Patient Questionnaire responses are less than 100. N/A is shown where the base number of responses is less than 10 during the period. % is calculated as Quantity/Base number*100

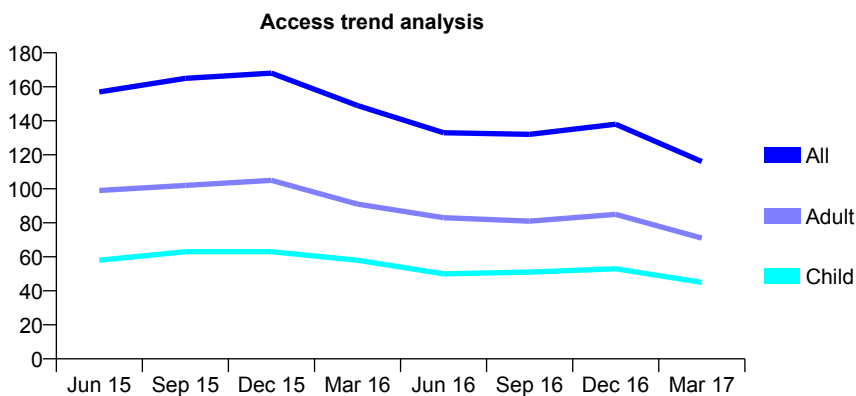
Q46 - Vital Signs At a Glance Contract Report for 816213/0002 - Year end March 2017

Name or company name	MR S SHIMBERG
Contract type name	GDS Contract
Purpose of contract	General
Contract start date	01/04/2006
Contract end date	

16/17 Contracted general activity (UDA)	886
Carry forward general activity (UDA)	0
16/17 Contracted orthodontic activity (UOA)	0
Carry forward orthodontic activity (UOA)	0
Baseline contract value	£24,037.28

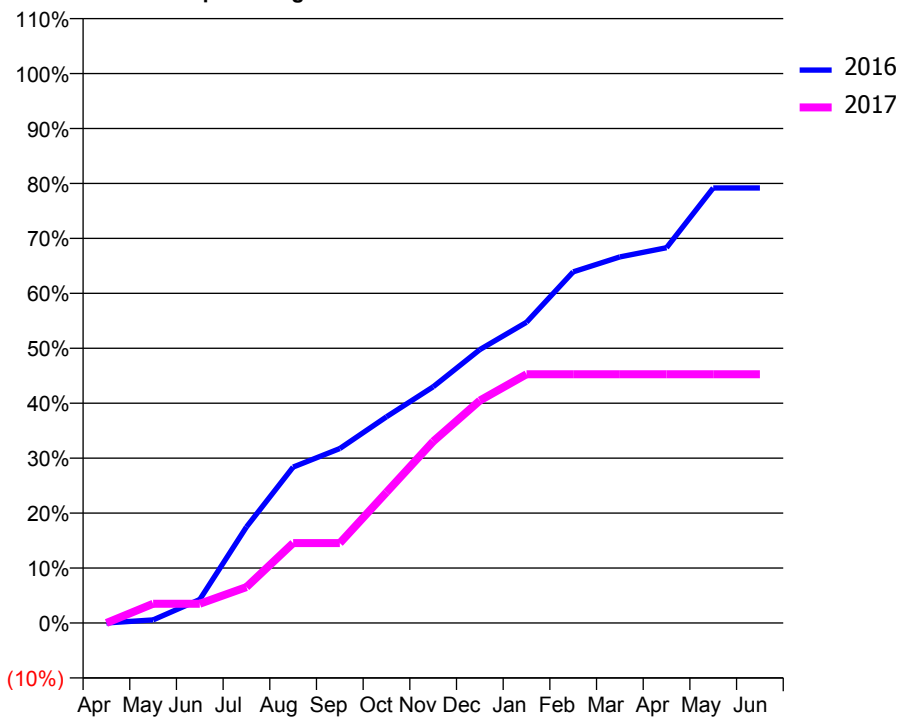
ACCESS*

Patients seen in 24 months	Total	Change since previous quarter
Quarter ending March 2016	149	
Quarter ending June 2016	133	↓
Quarter ending September 2016	132	→
Quarter ending December 2016	138	↑
Quarter ending March 2017	116	↓
Variance since March 2016	(22.1%)	↓



ACTIVITY

Cumulative percentage of contracted UDA delivered 2016 & 2017



Month	Adjusted Scheduled Activity (UDA)	
	2016	2017
April	0	0
May	5	31
June	38	31
July	155	58
August	251	129
September	281	129
October	332	211
November	381	293
December	441	359
January	485	401
February	566	401
March	590	401
April	605	401
May	701	401
June	701	401

QUALITY

	Quantity	Base Number	Contract	AT	Region	England
% of FP17s for the same patient ID Re-attending within 3 months - Children	1	38	2.6%	12.9%	13.3%	12.3%
% of FP17s for the same patient ID Re-attending within 3 months - Adults	9	55	16.4%	17.6%	17.3%	16.7%
% of FP17s for the same patient ID Re-attending between 3 & 9 months - Children	4	38	10.5%	56.2%	58.9%	57.6%
% of FP17s for the same patient ID Re-attending between 3 & 9 months - Adults	9	55	16.4%	49.9%	52.2%	50.1%
% of FP17s for Band 1 Urgent Courses	5	76	6.6%	10.4%	9.2%	9.1%
% of FP17s Relating to Free Repair or Replacements	0	76	0.0%	0.9%	1.0%	0.8%
% of FP17s Relating to Continuations	0	76	0.0%	1.3%	1.4%	1.2%
% of Patients satisfied with the dentistry they have received	0	0	N/A	92.1%	93.1%	92.8%
% of Patients satisfied with the time they had to wait for an appointment	0	0	N/A	88.1%	89.5%	88.7%

* This is based on patients treated on this contract for their most recent course of treatment. Figures in italics indicate the base number of FP17s or Patient Questionnaire responses are less than 100. N/A is shown where the base number of responses is less than 10 during the period. % is calculated as Quantity/Base number*100

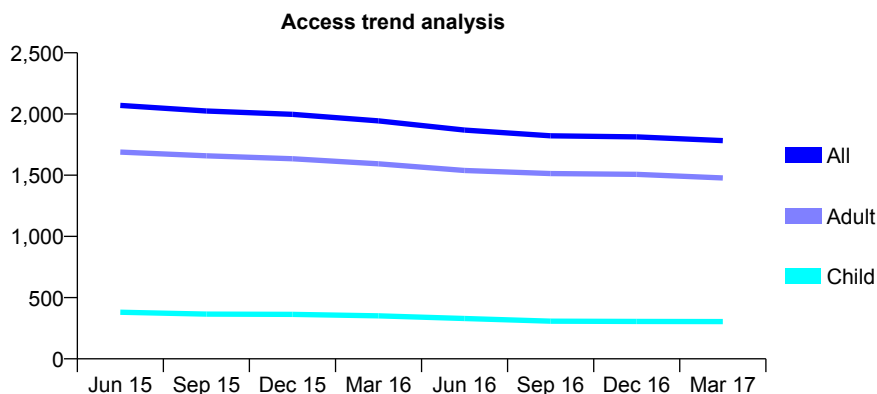
Q46 - Vital Signs At a Glance Contract Report for 819883/0002 - Year end March 2017

Name or company name	MR AJ TAYLOR
Contract type name	GDS Contract
Purpose of contract	General
Contract start date	01/04/2006
Contract end date	

16/17 Contracted general activity (UDA)	6,065
Carry forward general activity (UDA)	0
16/17 Contracted orthodontic activity (UOA)	0
Carry forward orthodontic activity (UOA)	0
Baseline contract value	£138,910.36

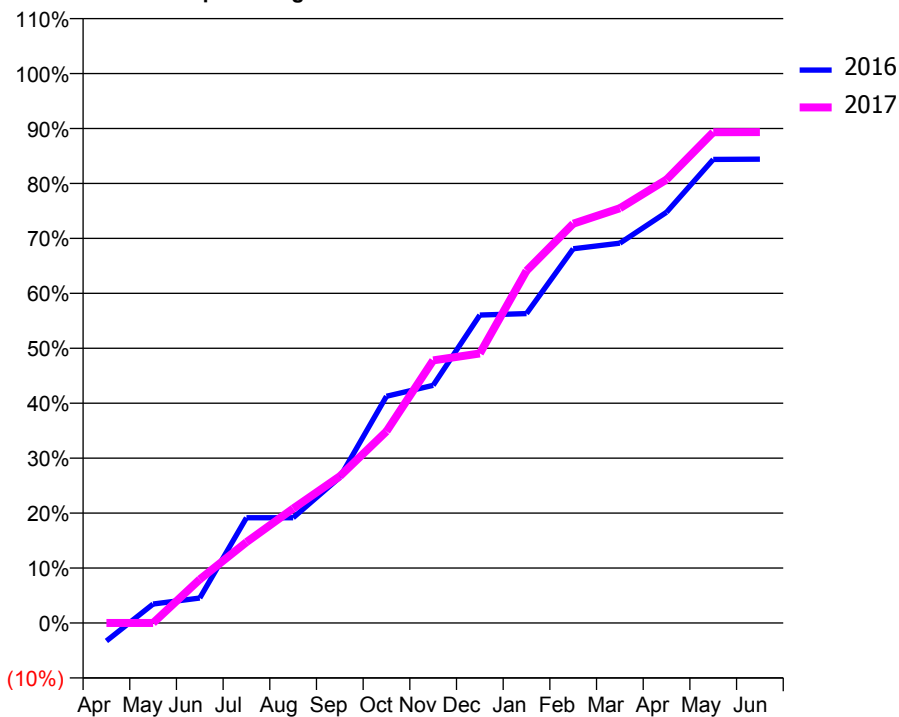
ACCESS*

Patients seen in 24 months	Total	Change since previous quarter
Quarter ending March 2016	1,944	
Quarter ending June 2016	1,869	↓
Quarter ending September 2016	1,822	↓
Quarter ending December 2016	1,813	→
Quarter ending March 2017	1,783	↓
Variance since March 2016	(8.3%)	↓



ACTIVITY

Cumulative percentage of contracted UDA delivered 2016 & 2017



Month	Adjusted Scheduled Activity (UDA)	
	2016	2017
April	-200	0
May	209	0
June	277	482
July	1,162	892
August	1,162	1,263
September	1,608	1,619
October	2,503	2,115
November	2,623	2,898
December	3,400	2,975
January	3,416	3,888
February	4,131	4,408
March	4,193	4,578
April	4,533	4,894
May	5,116	5,417
June	5,120	5,418

QUALITY

	Quantity	Base Number	Contract	AT	Region	England
% of FP17s for the same patient ID Re-attending within 3 months - Children	26	484	5.4%	12.9%	13.3%	12.3%
% of FP17s for the same patient ID Re-attending within 3 months - Adults	337	2,401	14.0%	17.6%	17.3%	16.7%
% of FP17s for the same patient ID Re-attending between 3 & 9 months - Children	327	484	67.6%	56.2%	58.9%	57.6%
% of FP17s for the same patient ID Re-attending between 3 & 9 months - Adults	1,595	2,401	66.4%	49.9%	52.2%	50.1%
% of FP17s for Band 1 Urgent Courses	329	2,832	11.6%	10.4%	9.2%	9.1%
% of FP17s Relating to Free Repair or Replacements	16	2,832	0.6%	0.9%	1.0%	0.8%
% of FP17s Relating to Continuations	6	2,832	0.2%	1.3%	1.4%	1.2%
% of Patients satisfied with the dentistry they have received	3	3	N/A	92.1%	93.1%	92.8%
% of Patients satisfied with the time they had to wait for an appointment	3	3	N/A	88.1%	89.5%	88.7%

* This is based on patients treated on this contract for their most recent course of treatment. Figures in italics indicate the base number of FP17s or Patient Questionnaire responses are less than 100. N/A is shown where the base number of responses is less than 10 during the period. % is calculated as Quantity/Base number*100

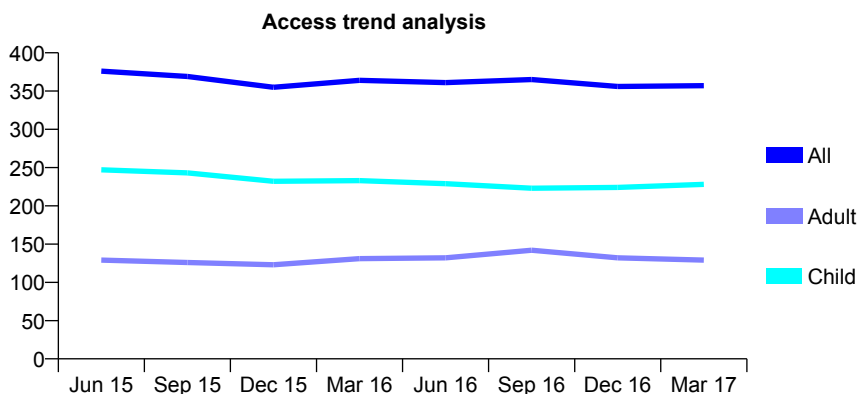
Q46 - Vital Signs At a Glance Contract Report for 824372/0001 - Year end March 2017

Name or company name	MRS LR DOVER
Contract type name	GDS Contract
Purpose of contract	General and Orthodontic
Contract start date	01/04/2006
Contract end date	

16/17 Contracted general activity (UDA)	760
Carry forward general activity (UDA)	0
16/17 Contracted orthodontic activity (UOA)	397
Carry forward orthodontic activity (UOA)	-8
Baseline contract value	£34,504.02

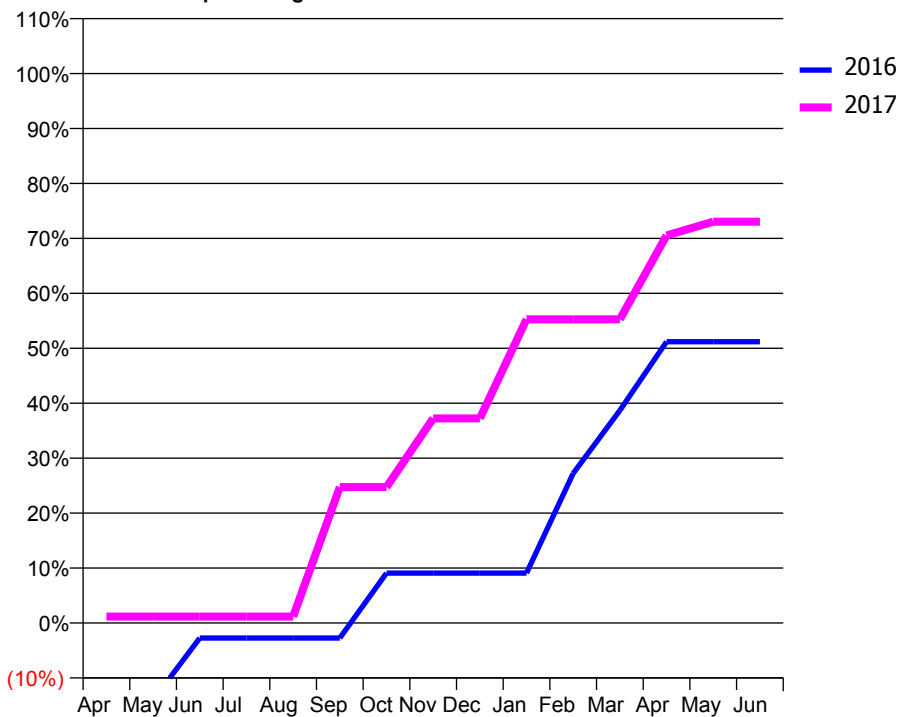
ACCESS*

Patients seen in 24 months	Total	Change since previous quarter
Quarter ending March 2016	364	
Quarter ending June 2016	361	→
Quarter ending September 2016	365	→
Quarter ending December 2016	356	↓
Quarter ending March 2017	357	→
Variance since March 2016	(1.9%)	↓



ACTIVITY

Cumulative percentage of contracted UDA delivered 2016 & 2017



Month	Adjusted Scheduled Activity (UDA)	
	2016	2017
April	-107	9
May	-107	9
June	-21	9
July	-21	9
August	-21	9
September	-21	188
October	69	188
November	69	283
December	69	283
January	69	420
February	207	420
March	294	420
April	389	536
May	389	555
June	389	555

QUALITY

	Quantity	Base Number	Contract	AT	Region	England
% of FP17s for the same patient ID Re-attending within 3 months - Children	5	275	1.8%	12.9%	13.3%	12.3%
% of FP17s for the same patient ID Re-attending within 3 months - Adults	15	109	13.8%	17.6%	17.3%	16.7%
% of FP17s for the same patient ID Re-attending between 3 & 9 months - Children	153	275	55.6%	56.2%	58.9%	57.6%
% of FP17s for the same patient ID Re-attending between 3 & 9 months - Adults	45	109	41.3%	49.9%	52.2%	50.1%
% of FP17s for Band 1 Urgent Courses	0	348	0.0%	10.4%	9.2%	9.1%
% of FP17s Relating to Free Repair or Replacements	0	348	0.0%	0.9%	1.0%	0.8%
% of FP17s Relating to Continuations	8	348	2.3%	1.3%	1.4%	1.2%
% of Patients satisfied with the dentistry they have received	0	0	N/A	92.1%	93.1%	92.8%
% of Patients satisfied with the time they had to wait for an appointment	0	0	N/A	88.1%	89.5%	88.7%

* This is based on patients treated on this contract for their most recent course of treatment. Figures in italics indicate the base number of FP17s or Patient Questionnaire responses are less than 100. N/A is shown where the base number of responses is less than 10 during the period. % is calculated as Quantity/Base number*100

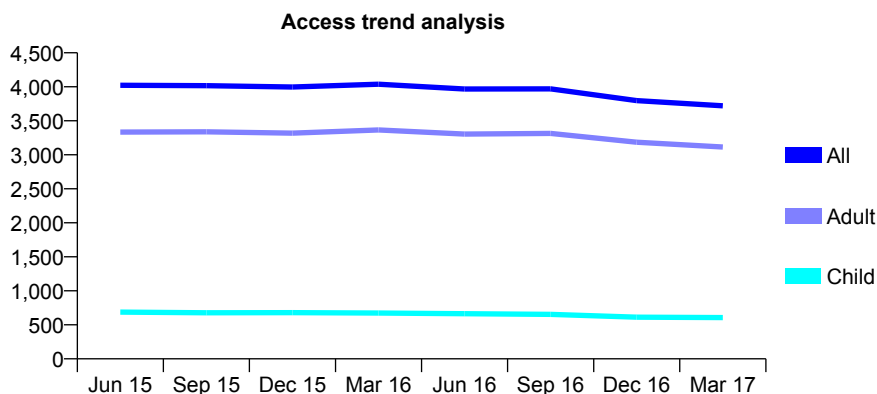
Q46 - Vital Signs At a Glance Contract Report for 825093/0002 - Year end March 2017

Name or company name	MR MA NASEEM
Contract type name	GDS Contract
Purpose of contract	General
Contract start date	01/04/2006
Contract end date	

16/17 Contracted general activity (UDA)	13,932
Carry forward general activity (UDA)	-195
16/17 Contracted orthodontic activity (UOA)	0
Carry forward orthodontic activity (UOA)	0
Baseline contract value	£323,424.24

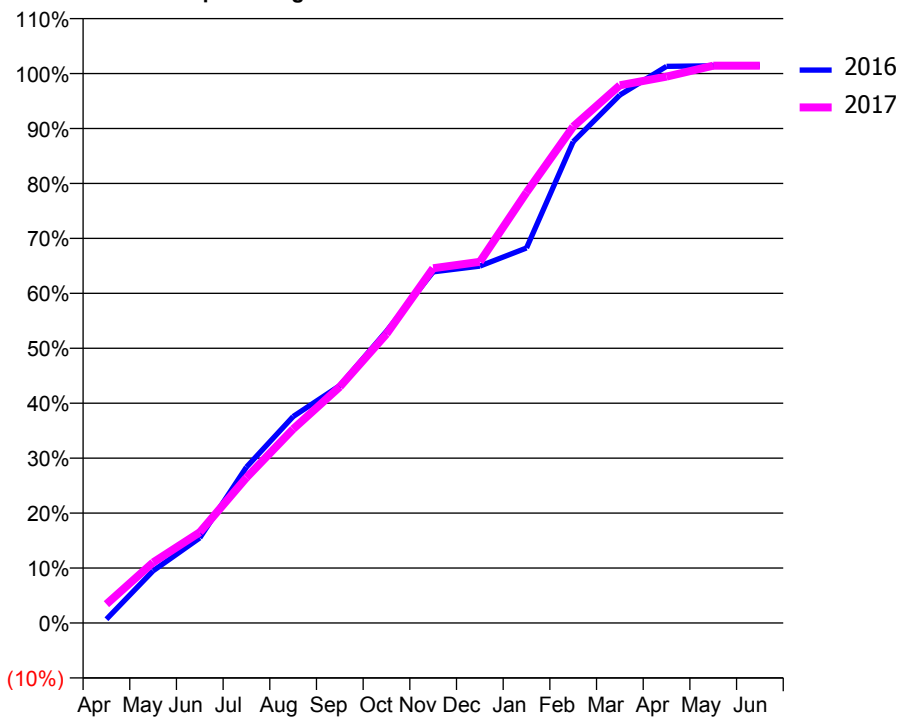
ACCESS*

Patients seen in 24 months	Total	Change since previous quarter
Quarter ending March 2016	4,039	
Quarter ending June 2016	3,968	↓
Quarter ending September 2016	3,969	→
Quarter ending December 2016	3,798	↓
Quarter ending March 2017	3,721	↓
Variance since March 2016	(7.9%)	↓



ACTIVITY

Cumulative percentage of contracted UDA delivered 2016 & 2017



Month	Adjusted Scheduled Activity (UDA)	
	2016	2017
April	98	477
May	1,322	1,536
June	2,160	2,301
July	3,952	3,686
August	5,236	4,917
September	6,020	5,991
October	7,400	7,328
November	8,903	8,995
December	9,048	9,155
January	9,508	10,919
February	12,202	12,585
March	13,386	13,633
April	14,115	13,854
May	14,127	14,130
June	14,127	14,130

QUALITY

	Quantity	Base Number	Contract	AT	Region	England
% of FP17s for the same patient ID Re-attending within 3 months - Children	66	812	8.1%	12.9%	13.3%	12.3%
% of FP17s for the same patient ID Re-attending within 3 months - Adults	647	4,269	15.2%	17.6%	17.3%	16.7%
% of FP17s for the same patient ID Re-attending between 3 & 9 months - Children	484	812	59.6%	56.2%	58.9%	57.6%
% of FP17s for the same patient ID Re-attending between 3 & 9 months - Adults	2,482	4,269	58.1%	49.9%	52.2%	50.1%
% of FP17s for Band 1 Urgent Courses	54	5,003	1.1%	10.4%	9.2%	9.1%
% of FP17s Relating to Free Repair or Replacements	82	5,003	1.6%	0.9%	1.0%	0.8%
% of FP17s Relating to Continuations	68	5,003	1.4%	1.3%	1.4%	1.2%
% of Patients satisfied with the dentistry they have received	7	7	N/A	92.1%	93.1%	92.8%
% of Patients satisfied with the time they had to wait for an appointment	7	7	N/A	88.1%	89.5%	88.7%

* This is based on patients treated on this contract for their most recent course of treatment. Figures in italics indicate the base number of FP17s or Patient Questionnaire responses are less than 100. N/A is shown where the base number of responses is less than 10 during the period. % is calculated as Quantity/Base number*100

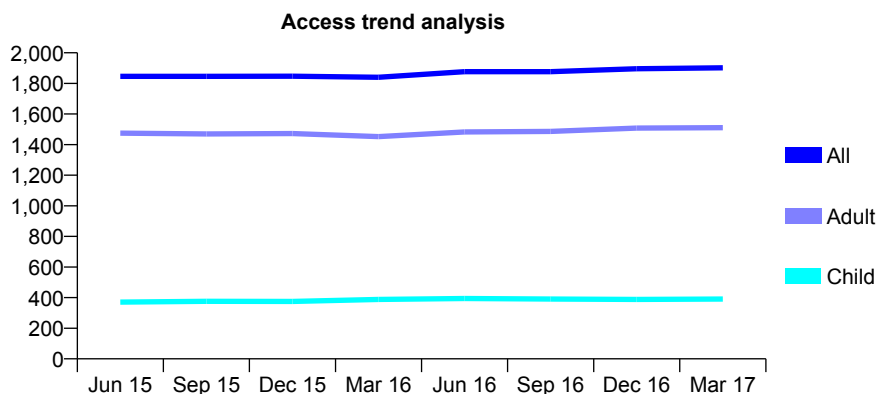
Q46 - Vital Signs At a Glance Contract Report for 830690/0001 - Year end March 2017

Name or company name	MR MF MOHAMMED
Contract type name	GDS Contract
Purpose of contract	General
Contract start date	07/04/2006
Contract end date	

16/17 Contracted general activity (UDA)	5,878
Carry forward general activity (UDA)	-34
16/17 Contracted orthodontic activity (UOA)	0
Carry forward orthodontic activity (UOA)	0
Baseline contract value	£182,769.32

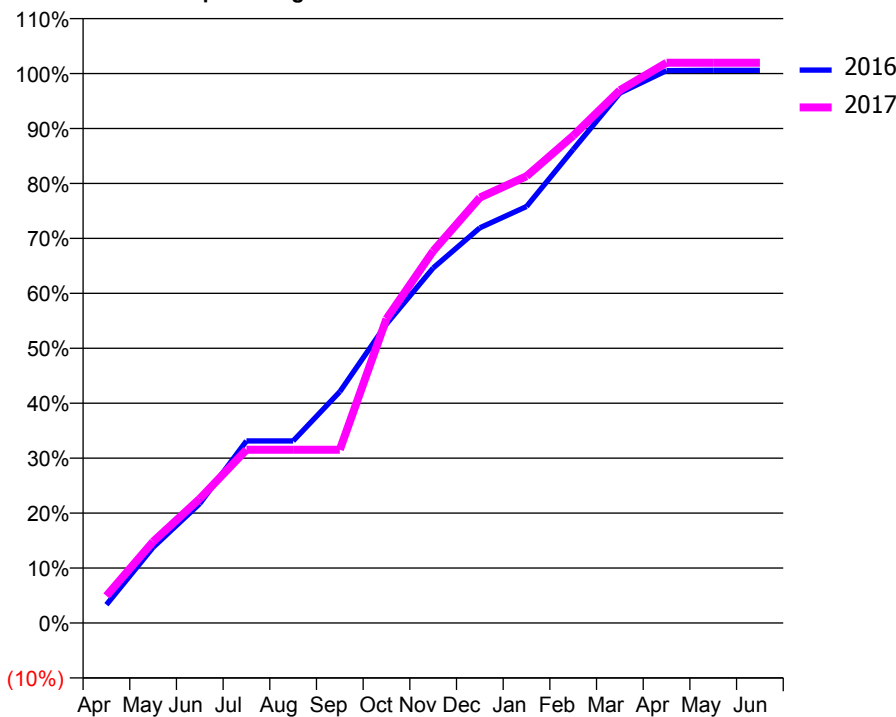
ACCESS*

Patients seen in 24 months	Total	Change since previous quarter
Quarter ending March 2016	1,840	
Quarter ending June 2016	1,877	↑
Quarter ending September 2016	1,877	→
Quarter ending December 2016	1,896	→
Quarter ending March 2017	1,902	→
Variance since March 2016	3.4%	↑



ACTIVITY

Cumulative percentage of contracted UDA delivered 2016 & 2017



Adjusted Scheduled Activity (UDA)

Month	2016	2017
April	196	290
May	809	871
June	1,278	1,331
July	1,948	1,853
August	1,948	1,853
September	2,474	1,853
October	3,199	3,255
November	3,798	3,978
December	4,227	4,551
January	4,456	4,780
February	5,067	5,213
March	5,669	5,699
April	5,910	5,993
May	5,912	5,993
June	5,912	5,993

QUALITY

	Quantity	Base Number	Contract	AT	Region	England
% of FP17s for the same patient ID Re-attending within 3 months - Children	91	589	15.4%	12.9%	13.3%	12.3%
% of FP17s for the same patient ID Re-attending within 3 months - Adults	271	1,925	14.1%	17.6%	17.3%	16.7%
% of FP17s for the same patient ID Re-attending between 3 & 9 months - Children	272	589	46.2%	56.2%	58.9%	57.6%
% of FP17s for the same patient ID Re-attending between 3 & 9 months - Adults	917	1,925	47.6%	49.9%	52.2%	50.1%
% of FP17s for Band 1 Urgent Courses	134	2,513	5.3%	10.4%	9.2%	9.1%
% of FP17s Relating to Free Repair or Replacements	42	2,513	1.7%	0.9%	1.0%	0.8%
% of FP17s Relating to Continuations	47	2,513	1.9%	1.3%	1.4%	1.2%
% of Patients satisfied with the dentistry they have received	4	5	N/A	92.1%	93.1%	92.8%
% of Patients satisfied with the time they had to wait for an appointment	4	5	N/A	88.1%	89.5%	88.7%

* This is based on patients treated on this contract for their most recent course of treatment. Figures in italics indicate the base number of FP17s or Patient Questionnaire responses are less than 100. N/A is shown where the base number of responses is less than 10 during the period. % is calculated as Quantity/Base number*100

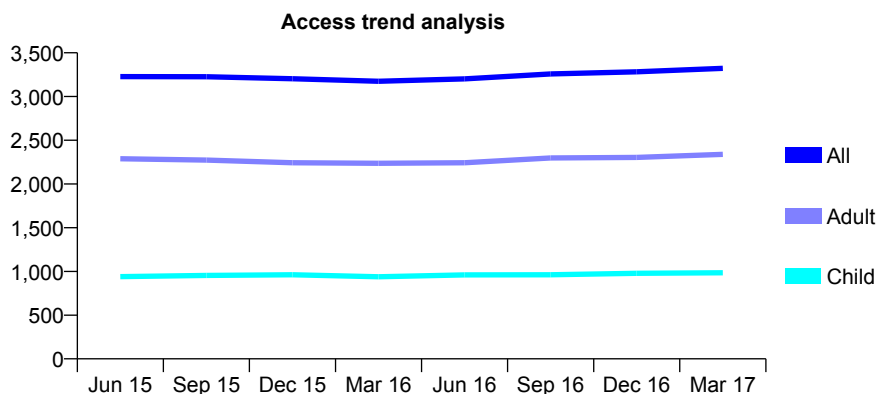
Q46 - Vital Signs At a Glance Contract Report for 830690/0002 - Year end March 2017

Name or company name	MR MF MOHAMMED
Contract type name	GDS Contract
Purpose of contract	General
Contract start date	01/10/2008
Contract end date	

16/17 Contracted general activity (UDA)	8,000
Carry forward general activity (UDA)	-101
16/17 Contracted orthodontic activity (UOA)	0
Carry forward orthodontic activity (UOA)	0
Baseline contract value	£214,948.53

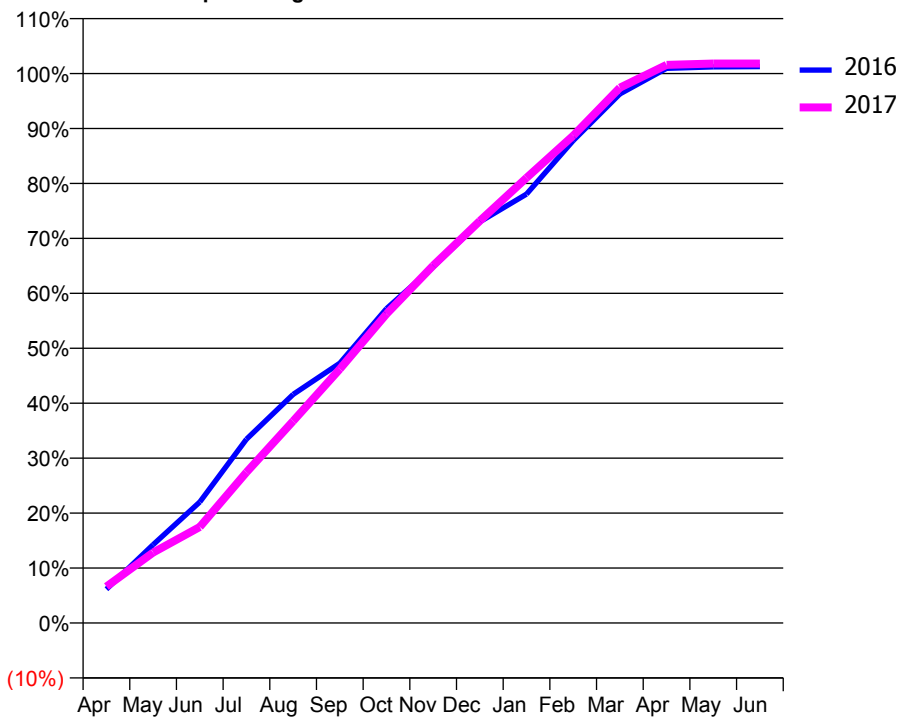
ACCESS*

Patients seen in 24 months	Total	Change since previous quarter
Quarter ending March 2016	3,174	
Quarter ending June 2016	3,202	→
Quarter ending September 2016	3,259	→
Quarter ending December 2016	3,283	→
Quarter ending March 2017	3,323	→
Variance since March 2016	4.7%	↑



ACTIVITY

Cumulative percentage of contracted UDA delivered 2016 & 2017



Month	Adjusted Scheduled Activity (UDA)	
	2016	2017
April	491	530
May	1,140	1,026
June	1,762	1,399
July	2,677	2,196
August	3,329	2,940
September	3,782	3,697
October	4,577	4,500
November	5,185	5,203
December	5,840	5,854
January	6,244	6,481
February	7,023	7,096
March	7,701	7,793
April	8,076	8,126
May	8,097	8,145
June	8,101	8,145

QUALITY

	Quantity	Base Number	Contract	AT	Region	England
% of FP17s for the same patient ID Re-attending within 3 months - Children	73	1,416	5.2%	12.9%	13.3%	12.3%
% of FP17s for the same patient ID Re-attending within 3 months - Adults	251	3,168	7.9%	17.6%	17.3%	16.7%
% of FP17s for the same patient ID Re-attending between 3 & 9 months - Children	887	1,416	62.6%	56.2%	58.9%	57.6%
% of FP17s for the same patient ID Re-attending between 3 & 9 months - Adults	1,795	3,168	56.7%	49.9%	52.2%	50.1%
% of FP17s for Band 1 Urgent Courses	218	4,603	4.7%	10.4%	9.2%	9.1%
% of FP17s Relating to Free Repair or Replacements	26	4,603	0.6%	0.9%	1.0%	0.8%
% of FP17s Relating to Continuations	17	4,603	0.4%	1.3%	1.4%	1.2%
% of Patients satisfied with the dentistry they have received	3	3	N/A	92.1%	93.1%	92.8%
% of Patients satisfied with the time they had to wait for an appointment	3	3	N/A	88.1%	89.5%	88.7%

* This is based on patients treated on this contract for their most recent course of treatment. Figures in italics indicate the base number of FP17s or Patient Questionnaire responses are less than 100. N/A is shown where the base number of responses is less than 10 during the period. % is calculated as Quantity/Base number*100

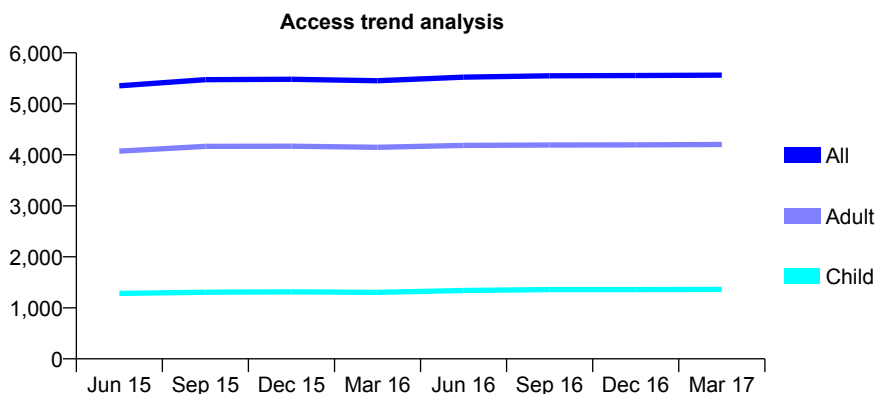
Q46 - Vital Signs At a Glance Contract Report for 830739/0001 - Year end March 2017

Name or company name	MR AC MOSS
Contract type name	GDS Contract
Purpose of contract	General
Contract start date	01/04/2006
Contract end date	

16/17 Contracted general activity (UDA)	15,000
Carry forward general activity (UDA)	-288
16/17 Contracted orthodontic activity (UOA)	0
Carry forward orthodontic activity (UOA)	0
Baseline contract value	£401,812.54

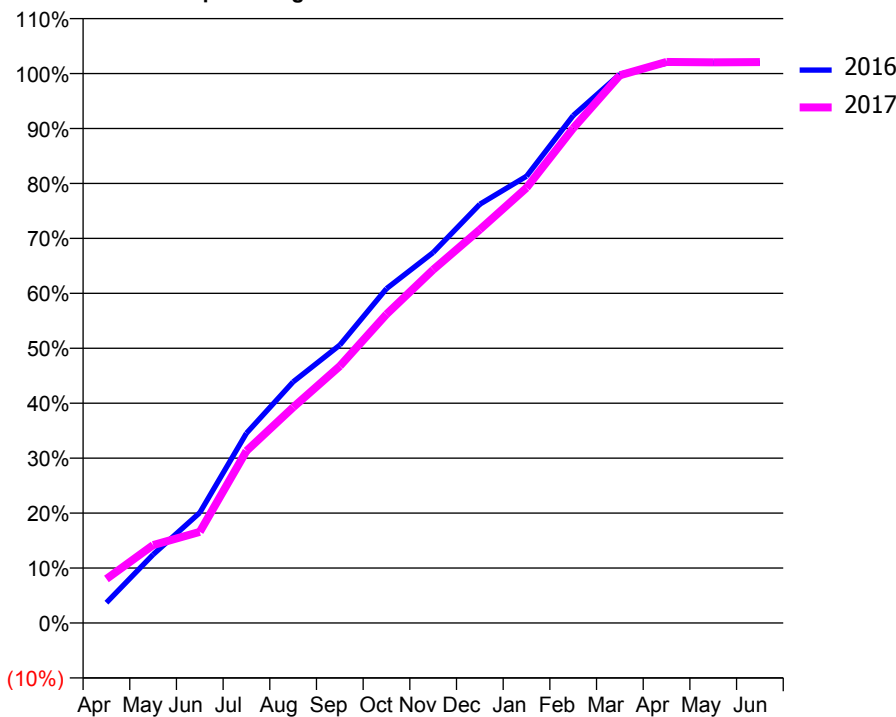
ACCESS*

Patients seen in 24 months	Total	Change since previous quarter
Quarter ending March 2016	5,452	
Quarter ending June 2016	5,524	→
Quarter ending September 2016	5,550	→
Quarter ending December 2016	5,553	→
Quarter ending March 2017	5,562	→
Variance since March 2016	2.0%	↑



ACTIVITY

Cumulative percentage of contracted UDA delivered 2016 & 2017



Month	Adjusted Scheduled Activity (UDA)	
	2016	2017
April	560	1,204
May	1,887	2,128
June	3,043	2,489
July	5,233	4,697
August	6,648	5,886
September	7,663	7,012
October	9,219	8,430
November	10,217	9,643
December	11,545	10,740
January	12,320	11,880
February	13,992	13,505
March	15,130	14,952
April	15,437	15,316
May	15,442	15,304
June	15,439	15,312

QUALITY

	Quantity	Base Number	Contract	AT	Region	England
% of FP17s for the same patient ID Re-attending within 3 months - Children	127	2,011	6.3%	12.9%	13.3%	12.3%
% of FP17s for the same patient ID Re-attending within 3 months - Adults	860	6,029	14.3%	17.6%	17.3%	16.7%
% of FP17s for the same patient ID Re-attending between 3 & 9 months - Children	1,166	2,011	58.0%	56.2%	58.9%	57.6%
% of FP17s for the same patient ID Re-attending between 3 & 9 months - Adults	3,318	6,029	55.0%	49.9%	52.2%	50.1%
% of FP17s for Band 1 Urgent Courses	412	8,032	5.1%	10.4%	9.2%	9.1%
% of FP17s Relating to Free Repair or Replacements	64	8,032	0.8%	0.9%	1.0%	0.8%
% of FP17s Relating to Continuations	46	8,032	0.6%	1.3%	1.4%	1.2%
% of Patients satisfied with the dentistry they have received	6	6	N/A	92.1%	93.1%	92.8%
% of Patients satisfied with the time they had to wait for an appointment	6	6	N/A	88.1%	89.5%	88.7%

* This is based on patients treated on this contract for their most recent course of treatment. Figures in italics indicate the base number of FP17s or Patient Questionnaire responses are less than 100. N/A is shown where the base number of responses is less than 10 during the period. % is calculated as Quantity/Base number*100

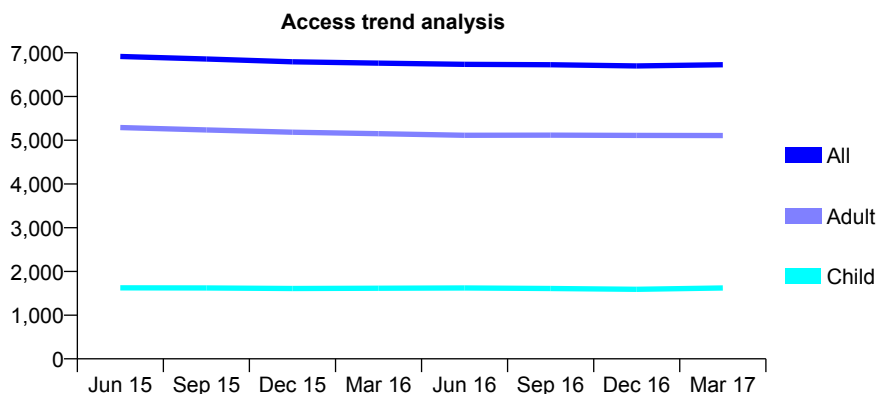
Q46 - Vital Signs At a Glance Contract Report for 839183/0001 - Year end March 2017

Name or company name	MR TP BARNETT
Contract type name	GDS Contract
Purpose of contract	General
Contract start date	01/04/2006
Contract end date	

16/17 Contracted general activity (UDA)	25,728
Carry forward general activity (UDA)	0
16/17 Contracted orthodontic activity (UOA)	0
Carry forward orthodontic activity (UOA)	0
Baseline contract value	£731,332.15

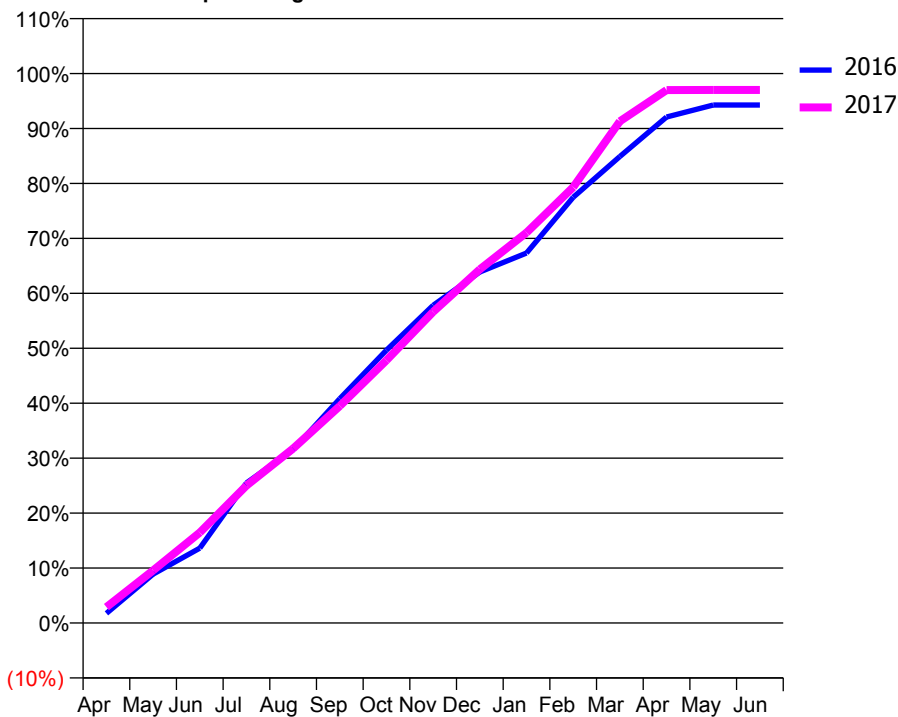
ACCESS*

Patients seen in 24 months	Total	Change since previous quarter
Quarter ending March 2016	6,765	
Quarter ending June 2016	6,735	→
Quarter ending September 2016	6,727	→
Quarter ending December 2016	6,701	→
Quarter ending March 2017	6,726	→
Variance since March 2016	(0.6%)	→



ACTIVITY

Cumulative percentage of contracted UDA delivered 2016 & 2017



Month	Adjusted Scheduled Activity (UDA)	
	2016	2017
April	454	749
May	2,286	2,464
June	3,506	4,235
July	6,559	6,435
August	8,120	8,172
September	10,506	10,163
October	12,775	12,302
November	14,878	14,567
December	16,434	16,561
January	17,324	18,279
February	19,935	20,410
March	21,840	23,489
April	23,694	24,953
May	24,250	24,959
June	24,252	24,960

QUALITY

	Quantity	Base Number	Contract	AT	Region	England
% of FP17s for the same patient ID Re-attending within 3 months - Children	435	2,862	15.2%	12.9%	13.3%	12.3%
% of FP17s for the same patient ID Re-attending within 3 months - Adults	1,887	8,834	21.4%	17.6%	17.3%	16.7%
% of FP17s for the same patient ID Re-attending between 3 & 9 months - Children	1,632	2,862	57.0%	56.2%	58.9%	57.6%
% of FP17s for the same patient ID Re-attending between 3 & 9 months - Adults	5,007	8,834	56.7%	49.9%	52.2%	50.1%
% of FP17s for Band 1 Urgent Courses	896	11,091	8.1%	10.4%	9.2%	9.1%
% of FP17s Relating to Free Repair or Replacements	235	11,091	2.1%	0.9%	1.0%	0.8%
% of FP17s Relating to Continuations	183	11,091	1.6%	1.3%	1.4%	1.2%
% of Patients satisfied with the dentistry they have received	11	12	91.7%	92.1%	93.1%	92.8%
% of Patients satisfied with the time they had to wait for an appointment	11	12	91.7%	88.1%	89.5%	88.7%

* This is based on patients treated on this contract for their most recent course of treatment. Figures in italics indicate the base number of FP17s or Patient Questionnaire responses are less than 100. N/A is shown where the base number of responses is less than 10 during the period. % is calculated as Quantity/Base number*100

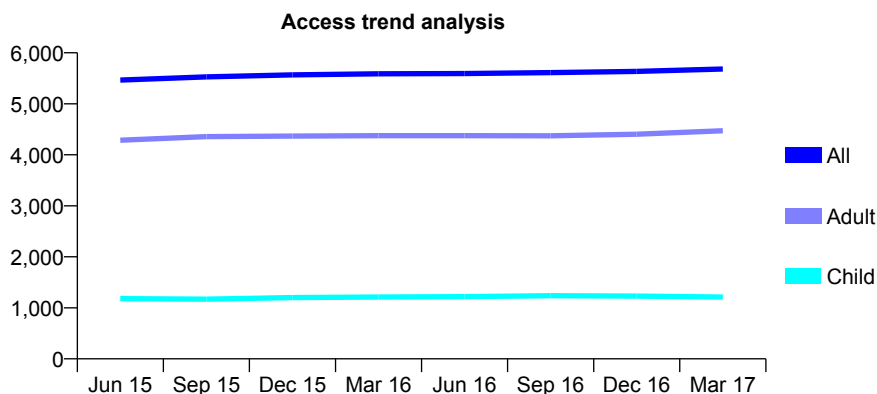
Q46 - Vital Signs At a Glance Contract Report for 839191/0001 - Year end March 2017

Name or company name	MISS LA FITZPATRICK
Contract type name	GDS Contract
Purpose of contract	General
Contract start date	01/04/2006
Contract end date	

16/17 Contracted general activity (UDA)	17,403
Carry forward general activity (UDA)	-13
16/17 Contracted orthodontic activity (UOA)	0
Carry forward orthodontic activity (UOA)	0
Baseline contract value	£386,712.28

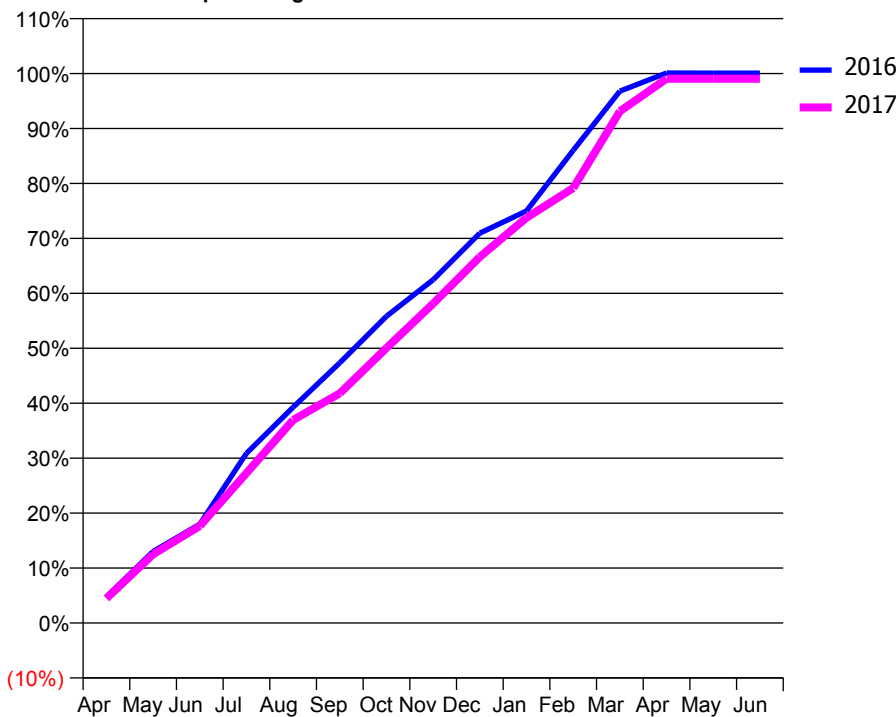
ACCESS*

Patients seen in 24 months	Total	Change since previous quarter
Quarter ending March 2016	5,589	
Quarter ending June 2016	5,594	→
Quarter ending September 2016	5,611	→
Quarter ending December 2016	5,634	→
Quarter ending March 2017	5,683	→
Variance since March 2016	1.7%	→



ACTIVITY

Cumulative percentage of contracted UDA delivered 2016 & 2017



Month	Adjusted Scheduled Activity (UDA)	
	2016	2017
April	829	779
May	2,268	2,178
June	3,133	3,072
July	5,375	4,749
August	6,836	6,428
September	8,243	7,274
October	9,715	8,710
November	10,871	10,115
December	12,348	11,596
January	13,051	12,838
February	14,967	13,773
March	16,843	16,205
April	17,419	17,239
May	17,416	17,239
June	17,416	17,239

QUALITY

	Quantity	Base Number	Contract	AT	Region	England
% of FP17s for the same patient ID Re-attending within 3 months - Children	887	2,503	35.4%	12.9%	13.3%	12.3%
% of FP17s for the same patient ID Re-attending within 3 months - Adults	689	6,152	11.2%	17.6%	17.3%	16.7%
% of FP17s for the same patient ID Re-attending between 3 & 9 months - Children	1,125	2,503	44.9%	56.2%	58.9%	57.6%
% of FP17s for the same patient ID Re-attending between 3 & 9 months - Adults	3,130	6,152	50.9%	49.9%	52.2%	50.1%
% of FP17s for Band 1 Urgent Courses	240	8,854	2.7%	10.4%	9.2%	9.1%
% of FP17s Relating to Free Repair or Replacements	64	8,854	0.7%	0.9%	1.0%	0.8%
% of FP17s Relating to Continuations	34	8,854	0.4%	1.3%	1.4%	1.2%
% of Patients satisfied with the dentistry they have received	4	4	N/A	92.1%	93.1%	92.8%
% of Patients satisfied with the time they had to wait for an appointment	4	4	N/A	88.1%	89.5%	88.7%

* This is based on patients treated on this contract for their most recent course of treatment. Figures in italics indicate the base number of FP17s or Patient Questionnaire responses are less than 100. N/A is shown where the base number of responses is less than 10 during the period. % is calculated as Quantity/Base number*100

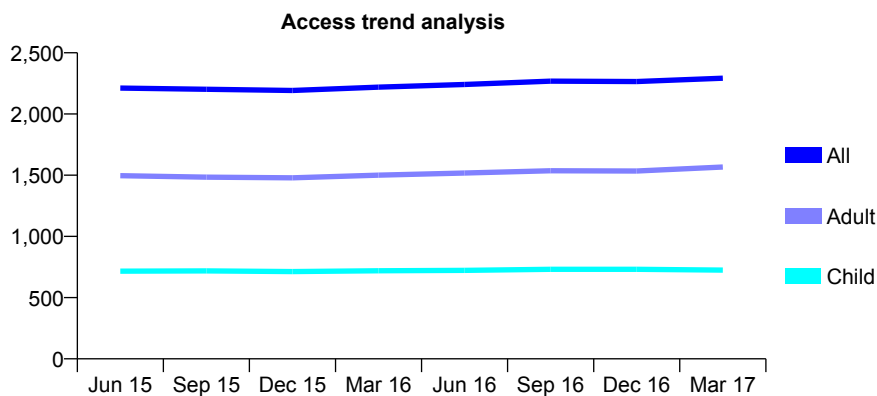
Q46 - Vital Signs At a Glance Contract Report for 840068/0001 - Year end March 2017

Name or company name	MR S LOMAS
Contract type name	GDS Contract
Purpose of contract	General
Contract start date	01/04/2006
Contract end date	

16/17 Contracted general activity (UDA)	7,003
Carry forward general activity (UDA)	0
16/17 Contracted orthodontic activity (UOA)	0
Carry forward orthodontic activity (UOA)	0
Baseline contract value	£182,845.49

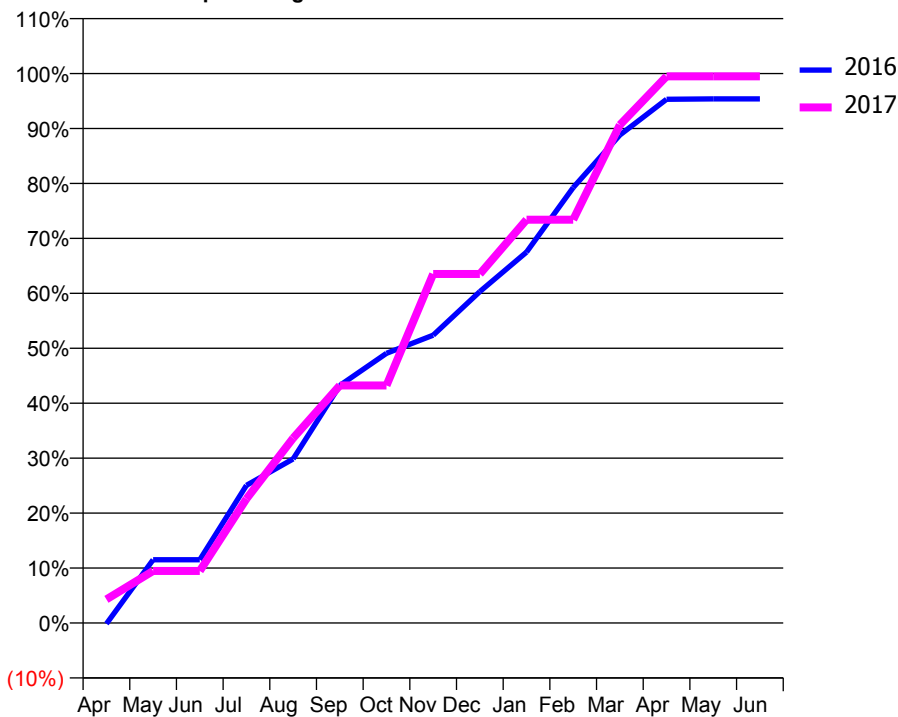
ACCESS*

Patients seen in 24 months	Total	Change since previous quarter
Quarter ending March 2016	2,219	
Quarter ending June 2016	2,241	→
Quarter ending September 2016	2,268	→
Quarter ending December 2016	2,265	→
Quarter ending March 2017	2,292	→
Variance since March 2016	3.3%	↑



ACTIVITY

Cumulative percentage of contracted UDA delivered 2016 & 2017



Month	Adjusted Scheduled Activity (UDA)	
	2016	2017
April	-11	302
May	806	663
June	806	663
July	1,755	1,583
August	2,090	2,356
September	3,027	3,027
October	3,437	3,027
November	3,667	4,448
December	4,224	4,448
January	4,728	5,140
February	5,550	5,140
March	6,219	6,348
April	6,675	6,966
May	6,679	6,966
June	6,679	6,966

QUALITY

	Quantity	Base Number	Contract	AT	Region	England
% of FP17s for the same patient ID Re-attending within 3 months - Children	61	1,188	5.1%	12.9%	13.3%	12.3%
% of FP17s for the same patient ID Re-attending within 3 months - Adults	291	2,455	11.9%	17.6%	17.3%	16.7%
% of FP17s for the same patient ID Re-attending between 3 & 9 months - Children	814	1,188	68.5%	56.2%	58.9%	57.6%
% of FP17s for the same patient ID Re-attending between 3 & 9 months - Adults	1,647	2,455	67.1%	49.9%	52.2%	50.1%
% of FP17s for Band 1 Urgent Courses	155	3,709	4.2%	10.4%	9.2%	9.1%
% of FP17s Relating to Free Repair or Replacements	27	3,709	0.7%	0.9%	1.0%	0.8%
% of FP17s Relating to Continuations	43	3,709	1.2%	1.3%	1.4%	1.2%
% of Patients satisfied with the dentistry they have received	3	4	N/A	92.1%	93.1%	92.8%
% of Patients satisfied with the time they had to wait for an appointment	4	4	N/A	88.1%	89.5%	88.7%

* This is based on patients treated on this contract for their most recent course of treatment. Figures in italics indicate the base number of FP17s or Patient Questionnaire responses are less than 100. N/A is shown where the base number of responses is less than 10 during the period. % is calculated as Quantity/Base number*100

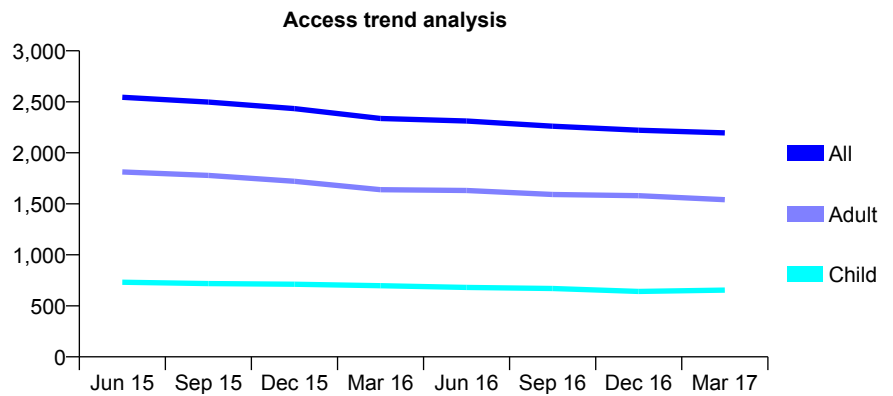
Q46 - Vital Signs At a Glance Contract Report for 840696/0001 - Year end March 2017

Name or company name	MR MJ KELLY
Contract type name	GDS Contract
Purpose of contract	General and Orthodontic
Contract start date	01/04/2006
Contract end date	

16/17 Contracted general activity (UDA)	7,750
Carry forward general activity (UDA)	0
16/17 Contracted orthodontic activity (UOA)	3,035
Carry forward orthodontic activity (UOA)	0
Baseline contract value	£408,402.30

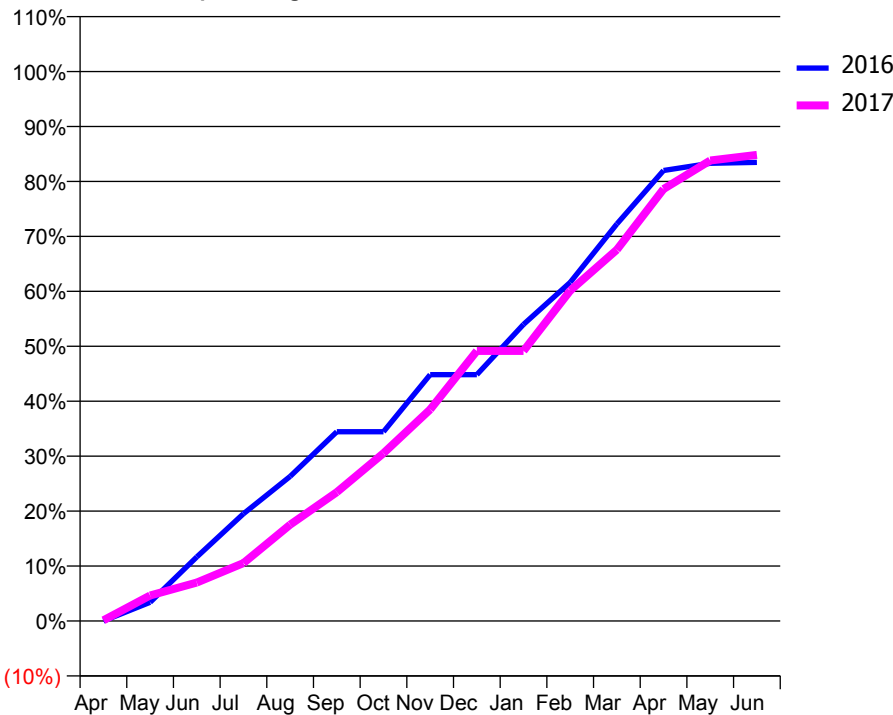
ACCESS*

Patients seen in 24 months	Total	Change since previous quarter
Quarter ending March 2016	2,337	
Quarter ending June 2016	2,312	↓
Quarter ending September 2016	2,261	↓
Quarter ending December 2016	2,221	↓
Quarter ending March 2017	2,195	↓
Variance since March 2016	(6.1%)	↓



ACTIVITY

Cumulative percentage of contracted UDA delivered 2016 & 2017



Month	Adjusted Scheduled Activity (UDA)	
	2016	2017
April	0	10
May	264	360
June	904	543
July	1,513	817
August	2,039	1,358
September	2,670	1,818
October	2,670	2,367
November	3,474	2,983
December	3,474	3,810
January	4,183	3,810
February	4,776	4,659
March	5,600	5,236
April	6,354	6,093
May	6,455	6,496
June	6,469	6,575

QUALITY

	Quantity	Base Number	Contract	AT	Region	England
% of FP17s for the same patient ID Re-attending within 3 months - Children	97	1,044	9.3%	12.9%	13.3%	12.3%
% of FP17s for the same patient ID Re-attending within 3 months - Adults	426	2,216	19.2%	17.6%	17.3%	16.7%
% of FP17s for the same patient ID Re-attending between 3 & 9 months - Children	311	1,044	29.8%	56.2%	58.9%	57.6%
% of FP17s for the same patient ID Re-attending between 3 & 9 months - Adults	930	2,216	42.0%	49.9%	52.2%	50.1%
% of FP17s for Band 1 Urgent Courses	99	2,907	3.4%	10.4%	9.2%	9.1%
% of FP17s Relating to Free Repair or Replacements	32	2,907	1.1%	0.9%	1.0%	0.8%
% of FP17s Relating to Continuations	130	2,907	4.5%	1.3%	1.4%	1.2%
% of Patients satisfied with the dentistry they have received	2	4	N/A	92.1%	93.1%	92.8%
% of Patients satisfied with the time they had to wait for an appointment	2	4	N/A	88.1%	89.5%	88.7%

* This is based on patients treated on this contract for their most recent course of treatment. Figures in italics indicate the base number of FP17s or Patient Questionnaire responses are less than 100. N/A is shown where the base number of responses is less than 10 during the period. % is calculated as Quantity/Base number*100

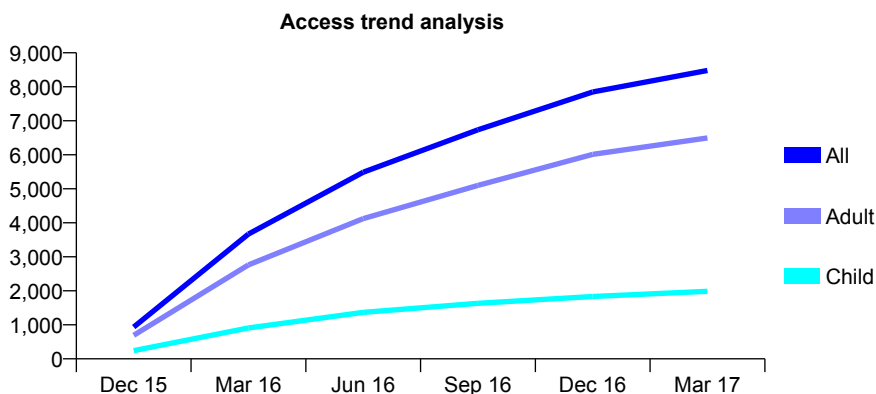
Q46 - Vital Signs At a Glance Contract Report for 847216/0003 - Year end March 2017

Name or company name	MR AJ JOUBERT
Contract type name	GDS Contract
Purpose of contract	General
Contract start date	01/12/2015
Contract end date	

16/17 Contracted general activity (UDA)	27,629
Carry forward general activity (UDA)	-553
16/17 Contracted orthodontic activity (UOA)	0
Carry forward orthodontic activity (UOA)	0
Baseline contract value	£737,376.48

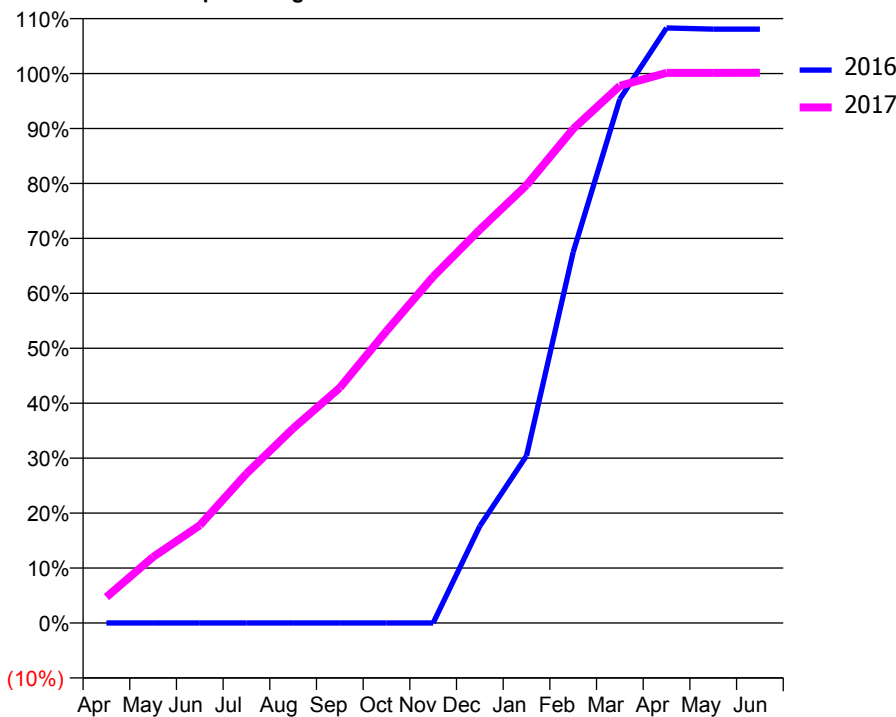
ACCESS*

Patients seen in 24 months	Total	Change since previous quarter
Quarter ending March 2016	3,670	
Quarter ending June 2016	5,490	↑
Quarter ending September 2016	6,735	↑
Quarter ending December 2016	7,849	↑
Quarter ending March 2017	8,482	↑
Variance since March 2016	131.1%	↑



ACTIVITY

Cumulative percentage of contracted UDA delivered 2016 & 2017



Adjusted Scheduled Activity (UDA)

Month	2016	2017
April	0	1,303
May	0	3,319
June	0	4,912
July	0	7,515
August	0	9,787
September	0	11,830
October	0	14,680
November	0	17,415
December	1,667	19,785
January	2,874	22,015
February	6,372	24,842
March	9,000	27,011
April	10,222	27,663
May	10,200	27,657
June	10,200	27,665

QUALITY

	Quantity	Base Number	Contract	AT	Region	England
% of FP17s for the same patient ID Re-attending within 3 months - Children	387	3,204	12.1%	12.9%	13.3%	12.3%
% of FP17s for the same patient ID Re-attending within 3 months - Adults	1,977	10,521	18.8%	17.6%	17.3%	16.7%
% of FP17s for the same patient ID Re-attending between 3 & 9 months - Children	1,361	3,204	42.5%	56.2%	58.9%	57.6%
% of FP17s for the same patient ID Re-attending between 3 & 9 months - Adults	4,001	10,521	38.0%	49.9%	52.2%	50.1%
% of FP17s for Band 1 Urgent Courses	1,661	13,404	12.4%	10.4%	9.2%	9.1%
% of FP17s Relating to Free Repair or Replacements	221	13,404	1.6%	0.9%	1.0%	0.8%
% of FP17s Relating to Continuations	147	13,404	1.1%	1.3%	1.4%	1.2%
% of Patients satisfied with the dentistry they have received	1	2	N/A	92.1%	93.1%	92.8%
% of Patients satisfied with the time they had to wait for an appointment	1	2	N/A	88.1%	89.5%	88.7%

* This is based on patients treated on this contract for their most recent course of treatment. Figures in italics indicate the base number of FP17s or Patient Questionnaire responses are less than 100. N/A is shown where the base number of responses is less than 10 during the period. % is calculated as Quantity/Base number*100

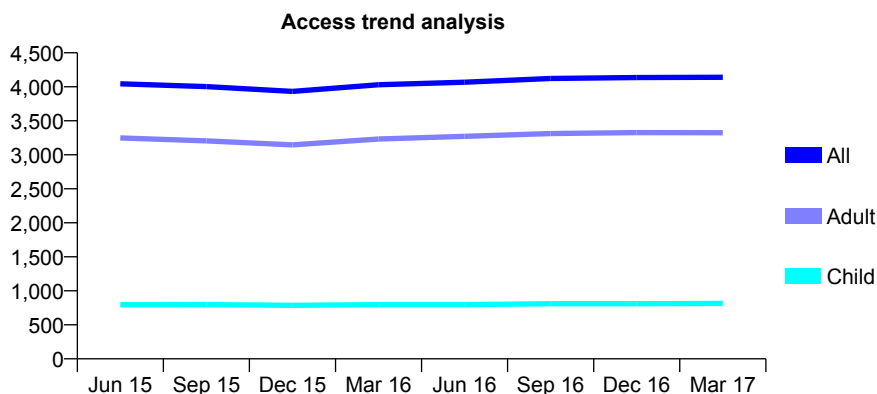
Q46 - Vital Signs At a Glance Contract Report for 856916/0001 - Year end March 2017

Name or company name	MR MA BUTT
Contract type name	GDS Contract
Purpose of contract	General
Contract start date	01/11/2009
Contract end date	

16/17 Contracted general activity (UDA)	10,518
Carry forward general activity (UDA)	-69
16/17 Contracted orthodontic activity (UOA)	0
Carry forward orthodontic activity (UOA)	0
Baseline contract value	£304,163.80

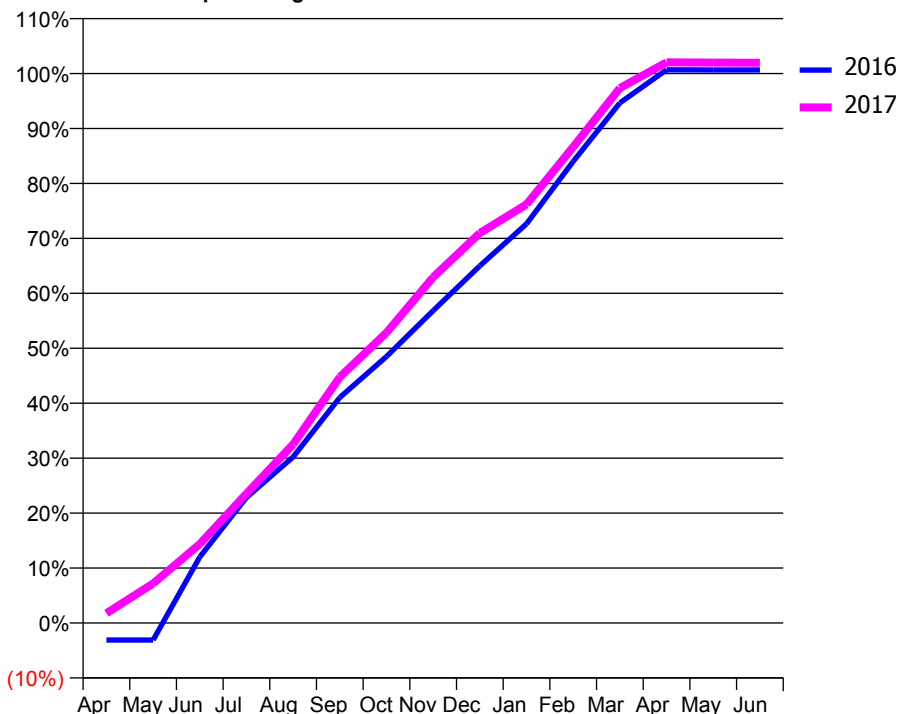
ACCESS*

Patients seen in 24 months	Total	Change since previous quarter
Quarter ending March 2016	4,030	
Quarter ending June 2016	4,068	→
Quarter ending September 2016	4,123	→
Quarter ending December 2016	4,136	→
Quarter ending March 2017	4,140	→
Variance since March 2016	2.7%	↑



ACTIVITY

Cumulative percentage of contracted UDA delivered 2016 & 2017



Month	Adjusted Scheduled Activity (UDA)	
	2016	2017
April	-327	186
May	-327	757
June	1,265	1,512
July	2,403	2,478
August	3,178	3,422
September	4,317	4,707
October	5,101	5,557
November	5,980	6,620
December	6,837	7,464
January	7,641	8,014
February	8,835	9,114
March	9,954	10,238
April	10,588	10,731
May	10,587	10,727
June	10,587	10,725

QUALITY

	Quantity	Base Number	Contract	AT	Region	England
% of FP17s for the same patient ID Re-attending within 3 months - Children	127	1,287	9.9%	12.9%	13.3%	12.3%
% of FP17s for the same patient ID Re-attending within 3 months - Adults	785	4,745	16.5%	17.6%	17.3%	16.7%
% of FP17s for the same patient ID Re-attending between 3 & 9 months - Children	741	1,287	57.6%	56.2%	58.9%	57.6%
% of FP17s for the same patient ID Re-attending between 3 & 9 months - Adults	2,161	4,745	45.5%	49.9%	52.2%	50.1%
% of FP17s for Band 1 Urgent Courses	815	5,539	14.7%	10.4%	9.2%	9.1%
% of FP17s Relating to Free Repair or Replacements	93	5,539	1.7%	0.9%	1.0%	0.8%
% of FP17s Relating to Continuations	35	5,539	0.6%	1.3%	1.4%	1.2%
% of Patients satisfied with the dentistry they have received	3	3	N/A	92.1%	93.1%	92.8%
% of Patients satisfied with the time they had to wait for an appointment	3	3	N/A	88.1%	89.5%	88.7%

* This is based on patients treated on this contract for their most recent course of treatment. Figures in italics indicate the base number of FP17s or Patient Questionnaire responses are less than 100. N/A is shown where the base number of responses is less than 10 during the period. % is calculated as Quantity/Base number*100

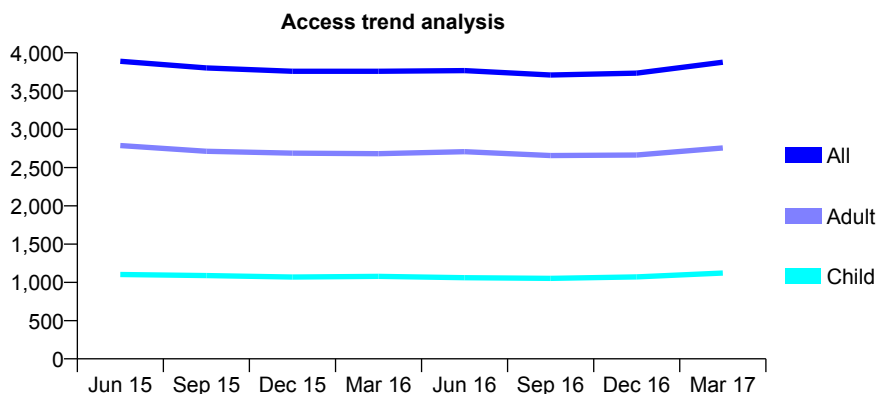
Q46 - Vital Signs At a Glance Contract Report for 859273/0001 - Year end March 2017

Name or company name	MR R JOYE
Contract type name	GDS Contract
Purpose of contract	General
Contract start date	11/12/2012
Contract end date	

16/17 Contracted general activity (UDA)	11,795
Carry forward general activity (UDA)	428
16/17 Contracted orthodontic activity (UOA)	0
Carry forward orthodontic activity (UOA)	0
Baseline contract value	£330,798.14

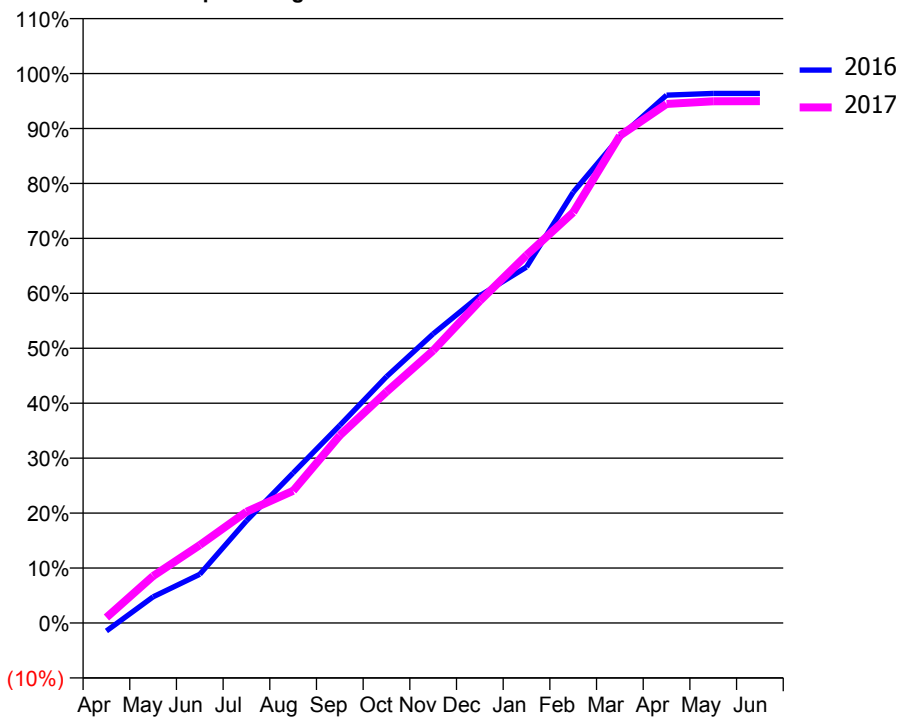
ACCESS*

Patients seen in 24 months	Total	Change since previous quarter
Quarter ending March 2016	3,759	
Quarter ending June 2016	3,768	→
Quarter ending September 2016	3,709	↓
Quarter ending December 2016	3,735	→
Quarter ending March 2017	3,877	↑
Variance since March 2016	3.1%	↑



ACTIVITY

Cumulative percentage of contracted UDA delivered 2016 & 2017



Adjusted Scheduled Activity (UDA)

Month	2016	2017
April	-173	119
May	563	1,009
June	1,045	1,673
July	2,193	2,388
August	3,221	2,838
September	4,242	4,027
October	5,287	4,963
November	6,207	5,848
December	7,026	6,913
January	7,642	7,896
February	9,248	8,815
March	10,434	10,461
April	11,331	11,141
May	11,367	11,198
June	11,367	11,202

QUALITY

	Quantity	Base Number	Contract	AT	Region	England
% of FP17s for the same patient ID Re-attending within 3 months - Children	154	1,838	8.4%	12.9%	13.3%	12.3%
% of FP17s for the same patient ID Re-attending within 3 months - Adults	558	3,990	14.0%	17.6%	17.3%	16.7%
% of FP17s for the same patient ID Re-attending between 3 & 9 months - Children	1,192	1,838	64.9%	56.2%	58.9%	57.6%
% of FP17s for the same patient ID Re-attending between 3 & 9 months - Adults	2,169	3,990	54.4%	49.9%	52.2%	50.1%
% of FP17s for Band 1 Urgent Courses	484	5,794	8.4%	10.4%	9.2%	9.1%
% of FP17s Relating to Free Repair or Replacements	61	5,794	1.1%	0.9%	1.0%	0.8%
% of FP17s Relating to Continuations	75	5,794	1.3%	1.3%	1.4%	1.2%
% of Patients satisfied with the dentistry they have received	6	6	N/A	92.1%	93.1%	92.8%
% of Patients satisfied with the time they had to wait for an appointment	5	6	N/A	88.1%	89.5%	88.7%

* This is based on patients treated on this contract for their most recent course of treatment. Figures in italics indicate the base number of FP17s or Patient Questionnaire responses are less than 100. N/A is shown where the base number of responses is less than 10 during the period. % is calculated as Quantity/Base number*100

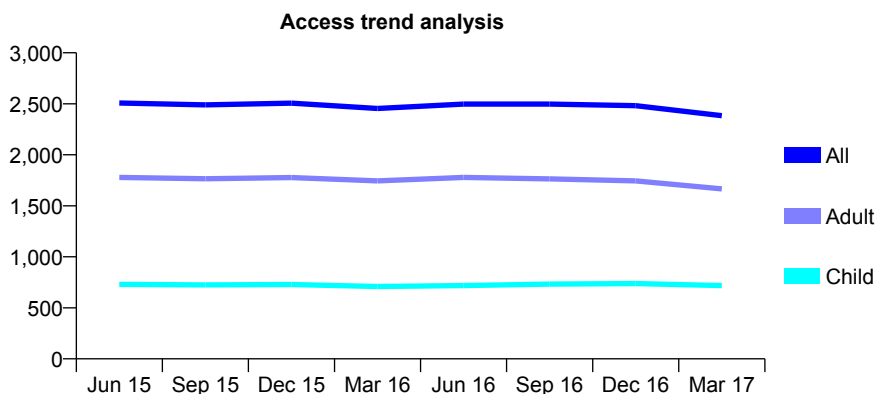
Q46 - Vital Signs At a Glance Contract Report for 860441/0001 - Year end March 2017

Name or company name	MR GJ PAYSDEN
Contract type name	GDS Contract
Purpose of contract	General
Contract start date	21/10/2011
Contract end date	

16/17 Contracted general activity (UDA)	9,756
Carry forward general activity (UDA)	343
16/17 Contracted orthodontic activity (UOA)	0
Carry forward orthodontic activity (UOA)	0
Baseline contract value	£277,056.75

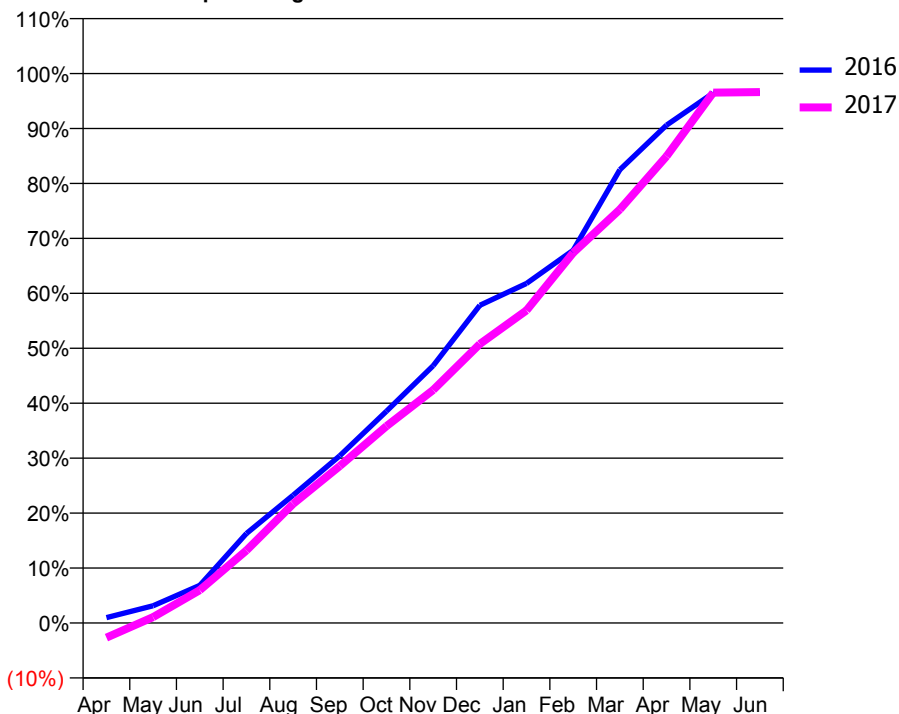
ACCESS*

Patients seen in 24 months	Total	Change since previous quarter
Quarter ending March 2016	2,454	
Quarter ending June 2016	2,497	→
Quarter ending September 2016	2,497	→
Quarter ending December 2016	2,482	→
Quarter ending March 2017	2,384	↓
Variance since March 2016	(2.9%)	↓



ACTIVITY

Cumulative percentage of contracted UDA delivered 2016 & 2017



Month	Adjusted Scheduled Activity (UDA)	
	2016	2017
April	97	-262
May	306	105
June	669	584
July	1,590	1,289
August	2,270	2,115
September	2,969	2,787
October	3,760	3,495
November	4,568	4,138
December	5,641	4,953
January	6,028	5,551
February	6,618	6,572
March	8,049	7,342
April	8,839	8,287
May	9,410	9,417
June	9,413	9,426

QUALITY

	Quantity	Base Number	Contract	AT	Region	England
% of FP17s for the same patient ID Re-attending within 3 months - Children	137	1,003	13.7%	12.9%	13.3%	12.3%
% of FP17s for the same patient ID Re-attending within 3 months - Adults	439	2,346	18.7%	17.6%	17.3%	16.7%
% of FP17s for the same patient ID Re-attending between 3 & 9 months - Children	452	1,003	45.1%	56.2%	58.9%	57.6%
% of FP17s for the same patient ID Re-attending between 3 & 9 months - Adults	1,180	2,346	50.3%	49.9%	52.2%	50.1%
% of FP17s for Band 1 Urgent Courses	379	3,409	11.1%	10.4%	9.2%	9.1%
% of FP17s Relating to Free Repair or Replacements	69	3,409	2.0%	0.9%	1.0%	0.8%
% of FP17s Relating to Continuations	29	3,409	0.9%	1.3%	1.4%	1.2%
% of Patients satisfied with the dentistry they have received	0	0	N/A	92.1%	93.1%	92.8%
% of Patients satisfied with the time they had to wait for an appointment	0	0	N/A	88.1%	89.5%	88.7%

* This is based on patients treated on this contract for their most recent course of treatment. Figures in italics indicate the base number of FP17s or Patient Questionnaire responses are less than 100. N/A is shown where the base number of responses is less than 10 during the period. % is calculated as Quantity/Base number*100

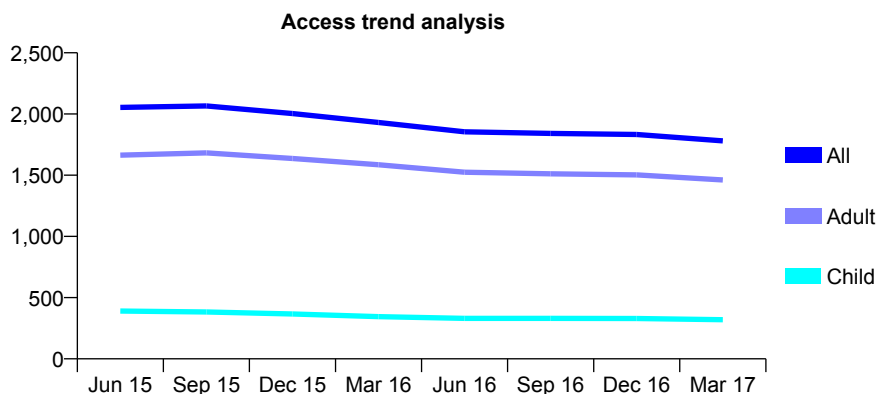
Q46 - Vital Signs At a Glance Contract Report for 867128/0001 - Year end March 2017

Name or company name	MRS A PATIL
Contract type name	GDS Contract
Purpose of contract	General
Contract start date	01/10/2013
Contract end date	

16/17 Contracted general activity (UDA)	6,207
Carry forward general activity (UDA)	-124
16/17 Contracted orthodontic activity (UOA)	0
Carry forward orthodontic activity (UOA)	0
Baseline contract value	£196,019.42

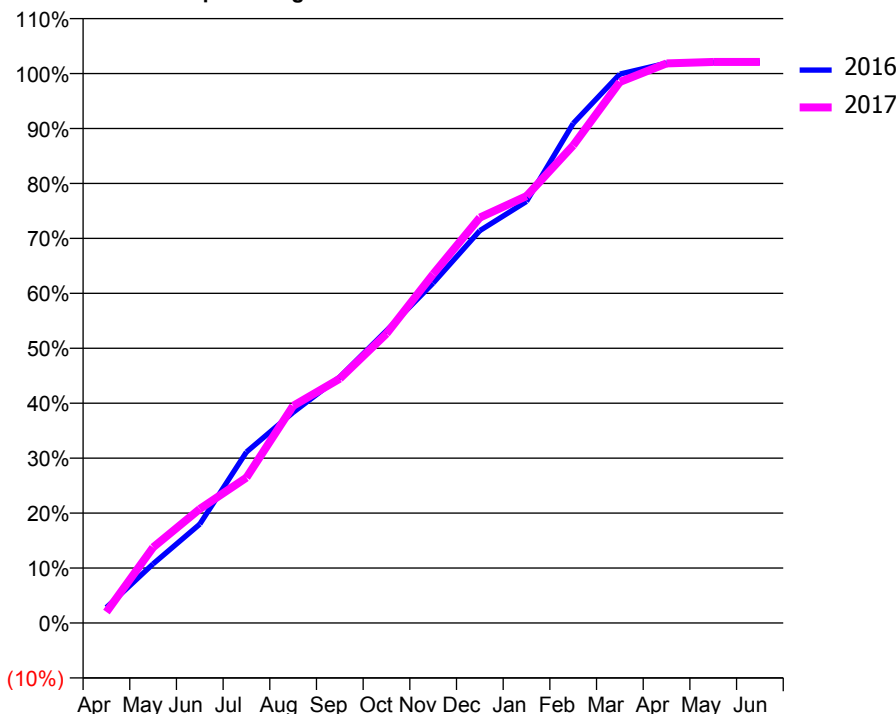
ACCESS*

Patients seen in 24 months	Total	Change since previous quarter
Quarter ending March 2016	1,931	
Quarter ending June 2016	1,855	↓
Quarter ending September 2016	1,842	→
Quarter ending December 2016	1,833	→
Quarter ending March 2017	1,781	↓
Variance since March 2016	(7.8%)	↓



ACTIVITY

Cumulative percentage of contracted UDA delivered 2016 & 2017



Adjusted Scheduled Activity (UDA)

Month	2016	2017
April	175	124
May	667	855
June	1,117	1,288
July	1,932	1,643
August	2,379	2,453
September	2,780	2,760
October	3,302	3,268
November	3,840	3,940
December	4,433	4,580
January	4,761	4,822
February	5,643	5,395
March	6,200	6,112
April	6,323	6,321
May	6,333	6,337
June	6,333	6,337

QUALITY

	Quantity	Base Number	Contract	AT	Region	England
% of FP17s for the same patient ID Re-attending within 3 months - Children	51	584	8.7%	12.9%	13.3%	12.3%
% of FP17s for the same patient ID Re-attending within 3 months - Adults	334	2,390	14.0%	17.6%	17.3%	16.7%
% of FP17s for the same patient ID Re-attending between 3 & 9 months - Children	413	584	70.7%	56.2%	58.9%	57.6%
% of FP17s for the same patient ID Re-attending between 3 & 9 months - Adults	1,479	2,390	61.9%	49.9%	52.2%	50.1%
% of FP17s for Band 1 Urgent Courses	235	3,009	7.8%	10.4%	9.2%	9.1%
% of FP17s Relating to Free Repair or Replacements	34	3,009	1.1%	0.9%	1.0%	0.8%
% of FP17s Relating to Continuations	22	3,009	0.7%	1.3%	1.4%	1.2%
% of Patients satisfied with the dentistry they have received	1	1	N/A	92.1%	93.1%	92.8%
% of Patients satisfied with the time they had to wait for an appointment	1	1	N/A	88.1%	89.5%	88.7%

* This is based on patients treated on this contract for their most recent course of treatment. Figures in italics indicate the base number of FP17s or Patient Questionnaire responses are less than 100. N/A is shown where the base number of responses is less than 10 during the period. % is calculated as Quantity/Base number*100

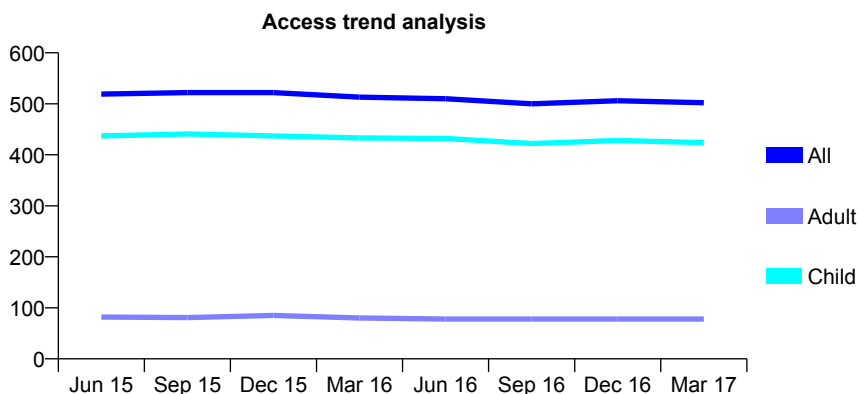
Q46 - Vital Signs At a Glance Contract Report for 869651/0001 - Year end March 2017

Name or company name	Parkfield Dental Practice
Contract type name	GDS Contract
Purpose of contract	General
Contract start date	01/04/2006
Contract end date	

16/17 Contracted general activity (UDA)	1,147
Carry forward general activity (UDA)	-23
16/17 Contracted orthodontic activity (UOA)	0
Carry forward orthodontic activity (UOA)	0
Baseline contract value	£24,597.93

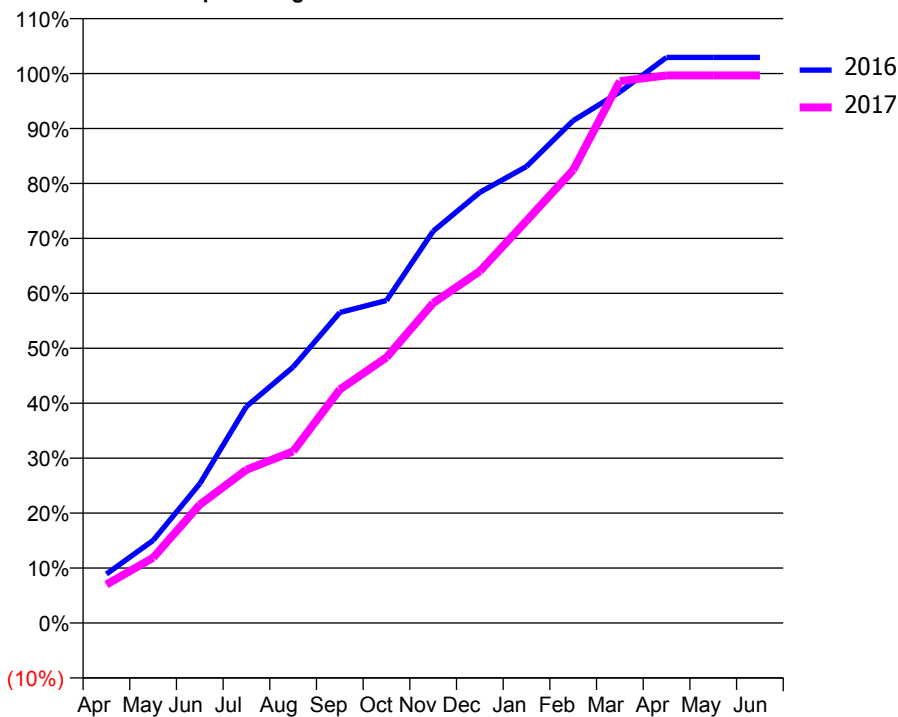
ACCESS*

Patients seen in 24 months	Total	Change since previous quarter
Quarter ending March 2016	513	
Quarter ending June 2016	510	→
Quarter ending September 2016	500	↓
Quarter ending December 2016	506	→
Quarter ending March 2017	502	→
Variance since March 2016	(2.1%)	↓



ACTIVITY

Cumulative percentage of contracted UDA delivered 2016 & 2017



Adjusted Scheduled Activity (UDA)

Month	2016	2017
April	102	80
May	172	136
June	291	247
July	452	320
August	534	358
September	648	487
October	673	554
November	818	668
December	899	734
January	953	840
February	1,049	946
March	1,109	1,131
April	1,181	1,143
May	1,181	1,143
June	1,181	1,143

QUALITY

	Quantity	Base Number	Contract	AT	Region	England
% of FP17s for the same patient ID Re-attending within 3 months - Children	54	710	7.6%	12.9%	13.3%	12.3%
% of FP17s for the same patient ID Re-attending within 3 months - Adults	6	45	13.3%	17.6%	17.3%	16.7%
% of FP17s for the same patient ID Re-attending between 3 & 9 months - Children	437	710	61.5%	56.2%	58.9%	57.6%
% of FP17s for the same patient ID Re-attending between 3 & 9 months - Adults	28	45	62.2%	49.9%	52.2%	50.1%
% of FP17s for Band 1 Urgent Courses	15	721	2.1%	10.4%	9.2%	9.1%
% of FP17s Relating to Free Repair or Replacements	0	721	0.0%	0.9%	1.0%	0.8%
% of FP17s Relating to Continuations	0	721	0.0%	1.3%	1.4%	1.2%
% of Patients satisfied with the dentistry they have received	0	0	N/A	92.1%	93.1%	92.8%
% of Patients satisfied with the time they had to wait for an appointment	0	0	N/A	88.1%	89.5%	88.7%

* This is based on patients treated on this contract for their most recent course of treatment. Figures in italics indicate the base number of FP17s or Patient Questionnaire responses are less than 100. N/A is shown where the base number of responses is less than 10 during the period. % is calculated as Quantity/Base number*100

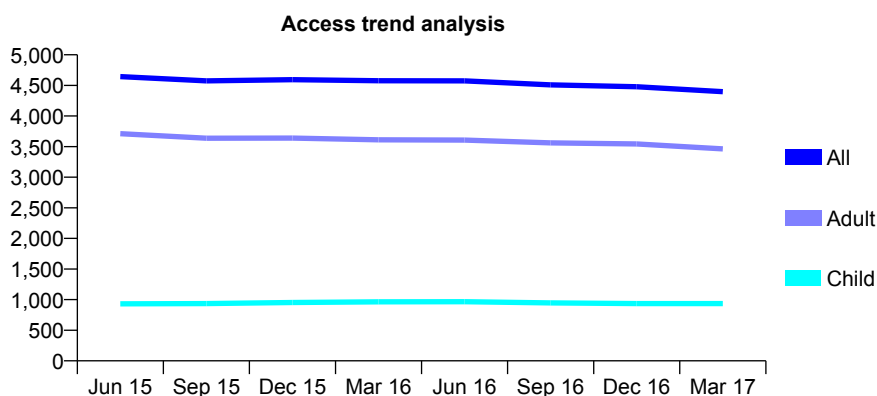
Q46 - Vital Signs At a Glance Contract Report for 869813/0001 - Year end March 2017

Name or company name	MR GJ FIELDING
Contract type name	GDS Contract
Purpose of contract	General
Contract start date	01/04/2006
Contract end date	

16/17 Contracted general activity (UDA)	9,002
Carry forward general activity (UDA)	223
16/17 Contracted orthodontic activity (UOA)	0
Carry forward orthodontic activity (UOA)	0
Baseline contract value	£224,003.32

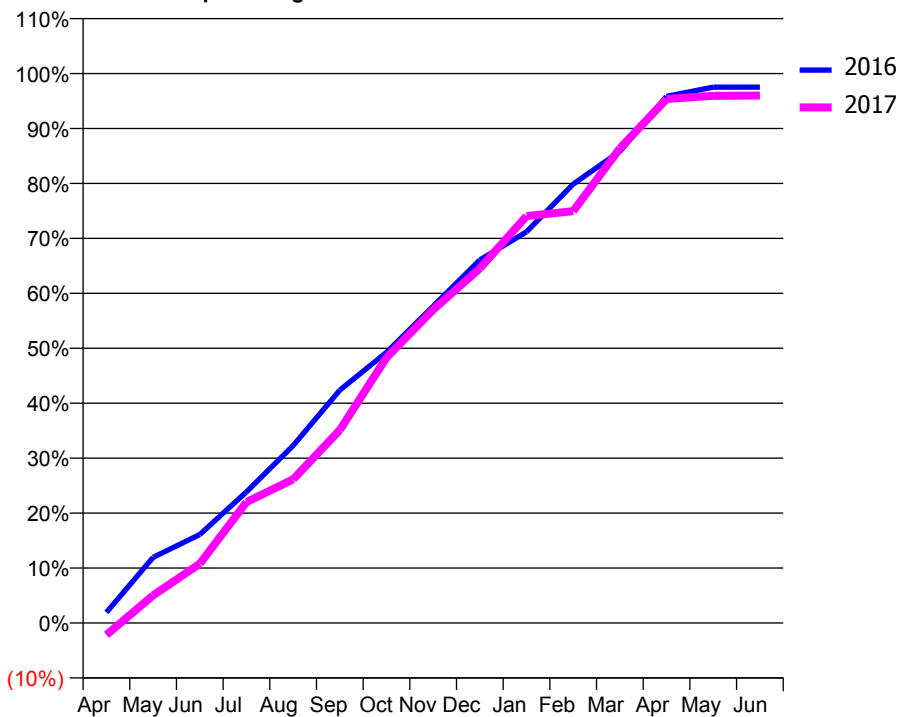
ACCESS*

Patients seen in 24 months	Total	Change since previous quarter
Quarter ending March 2016	4,577	
Quarter ending June 2016	4,573	→
Quarter ending September 2016	4,508	↓
Quarter ending December 2016	4,479	→
Quarter ending March 2017	4,398	↓
Variance since March 2016	(3.9%)	↓



ACTIVITY

Cumulative percentage of contracted UDA delivered 2016 & 2017



Month	Adjusted Scheduled Activity (UDA)	
	2016	2017
April	174	-197
May	1,076	452
June	1,450	970
July	2,149	1,979
August	2,905	2,355
September	3,815	3,163
October	4,433	4,349
November	5,189	5,132
December	5,948	5,810
January	6,408	6,666
February	7,191	6,748
March	7,725	7,775
April	8,627	8,584
May	8,779	8,637
June	8,779	8,641

QUALITY

	Quantity	Base Number	Contract	AT	Region	England
% of FP17s for the same patient ID Re-attending within 3 months - Children	37	1,155	3.2%	12.9%	13.3%	12.3%
% of FP17s for the same patient ID Re-attending within 3 months - Adults	433	3,906	11.1%	17.6%	17.3%	16.7%
% of FP17s for the same patient ID Re-attending between 3 & 9 months - Children	633	1,155	54.8%	56.2%	58.9%	57.6%
% of FP17s for the same patient ID Re-attending between 3 & 9 months - Adults	1,546	3,906	39.6%	49.9%	52.2%	50.1%
% of FP17s for Band 1 Urgent Courses	558	4,928	11.3%	10.4%	9.2%	9.1%
% of FP17s Relating to Free Repair or Replacements	30	4,928	0.6%	0.9%	1.0%	0.8%
% of FP17s Relating to Continuations	18	4,928	0.4%	1.3%	1.4%	1.2%
% of Patients satisfied with the dentistry they have received	2	2	N/A	92.1%	93.1%	92.8%
% of Patients satisfied with the time they had to wait for an appointment	2	2	N/A	88.1%	89.5%	88.7%

* This is based on patients treated on this contract for their most recent course of treatment. Figures in italics indicate the base number of FP17s or Patient Questionnaire responses are less than 100. N/A is shown where the base number of responses is less than 10 during the period. % is calculated as Quantity/Base number*100

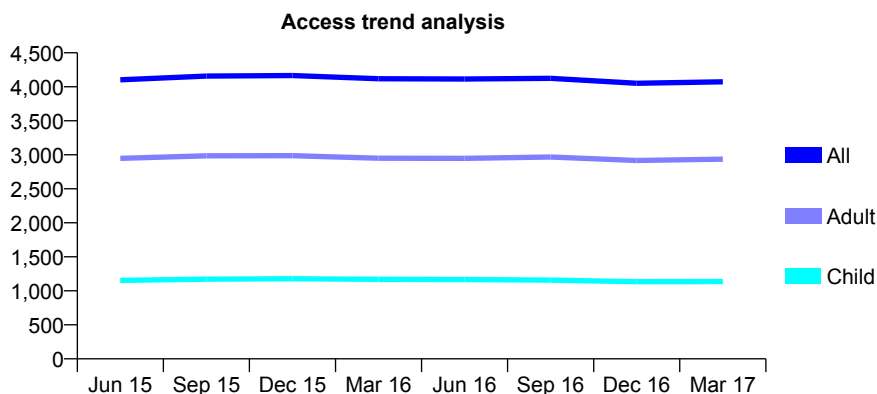
Q46 - Vital Signs At a Glance Contract Report for 886483/0001 - Year end March 2017

Name or company name	MR S HAFIZ
Contract type name	GDS Contract
Purpose of contract	General
Contract start date	01/04/2012
Contract end date	

16/17 Contracted general activity (UDA)	11,970
Carry forward general activity (UDA)	-116
16/17 Contracted orthodontic activity (UOA)	0
Carry forward orthodontic activity (UOA)	0
Baseline contract value	£393,236.99

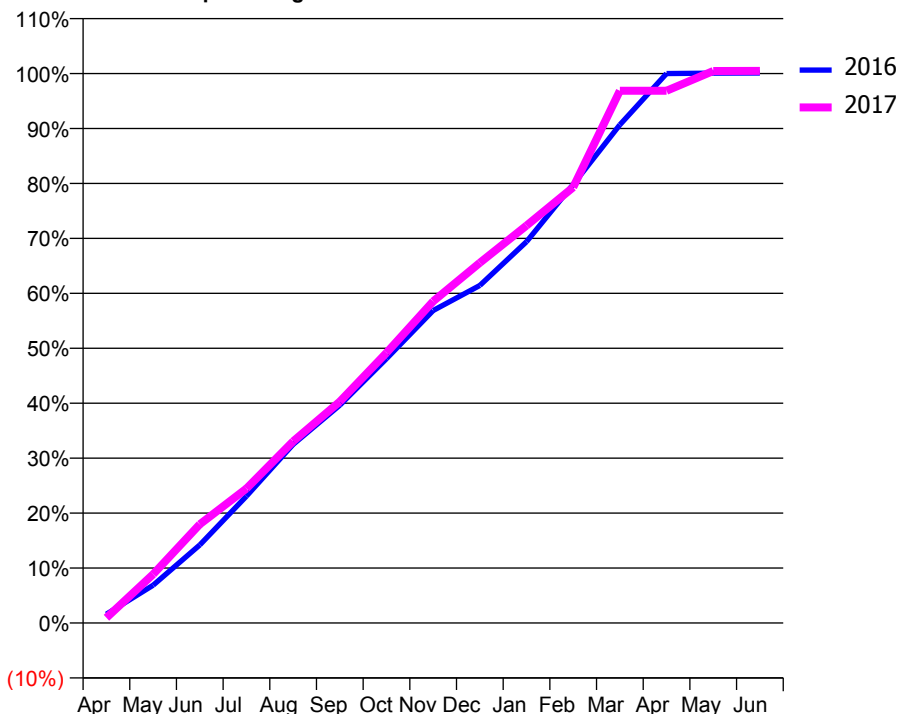
ACCESS*

Patients seen in 24 months	Total	Change since previous quarter
Quarter ending March 2016	4,119	
Quarter ending June 2016	4,114	→
Quarter ending September 2016	4,125	→
Quarter ending December 2016	4,051	↓
Quarter ending March 2017	4,073	→
Variance since March 2016	(1.1%)	↓



ACTIVITY

Cumulative percentage of contracted UDA delivered 2016 & 2017



Month	Adjusted Scheduled Activity (UDA)	
	2016	2017
April	193	116
May	822	1,062
June	1,701	2,152
July	2,763	2,931
August	3,890	3,957
September	4,745	4,822
October	5,760	5,888
November	6,808	7,008
December	7,353	7,847
January	8,307	8,656
February	9,556	9,490
March	10,852	11,594
April	11,969	11,594
May	11,977	12,025
June	11,980	12,028

QUALITY

	Quantity	Base Number	Contract	AT	Region	England
% of FP17s for the same patient ID Re-attending within 3 months - Children	93	1,520	6.1%	12.9%	13.3%	12.3%
% of FP17s for the same patient ID Re-attending within 3 months - Adults	391	3,705	10.6%	17.6%	17.3%	16.7%
% of FP17s for the same patient ID Re-attending between 3 & 9 months - Children	710	1,520	46.7%	56.2%	58.9%	57.6%
% of FP17s for the same patient ID Re-attending between 3 & 9 months - Adults	1,772	3,705	47.8%	49.9%	52.2%	50.1%
% of FP17s for Band 1 Urgent Courses	308	5,038	6.1%	10.4%	9.2%	9.1%
% of FP17s Relating to Free Repair or Replacements	19	5,038	0.4%	0.9%	1.0%	0.8%
% of FP17s Relating to Continuations	52	5,038	1.0%	1.3%	1.4%	1.2%
% of Patients satisfied with the dentistry they have received	2	2	N/A	92.1%	93.1%	92.8%
% of Patients satisfied with the time they had to wait for an appointment	2	2	N/A	88.1%	89.5%	88.7%

* This is based on patients treated on this contract for their most recent course of treatment. Figures in italics indicate the base number of FP17s or Patient Questionnaire responses are less than 100. N/A is shown where the base number of responses is less than 10 during the period. % is calculated as Quantity/Base number*100

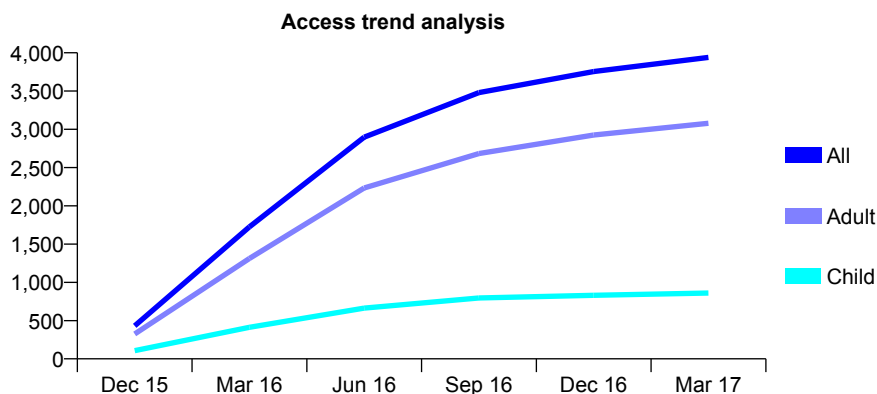
Q46 - Vital Signs At a Glance Contract Report for 897515/0001 - Year end March 2017

Name or company name	MR SW LAI
Contract type name	GDS Contract
Purpose of contract	General
Contract start date	01/12/2015
Contract end date	

16/17 Contracted general activity (UDA)	13,768
Carry forward general activity (UDA)	-275
16/17 Contracted orthodontic activity (UOA)	0
Carry forward orthodontic activity (UOA)	0
Baseline contract value	£341,249.03

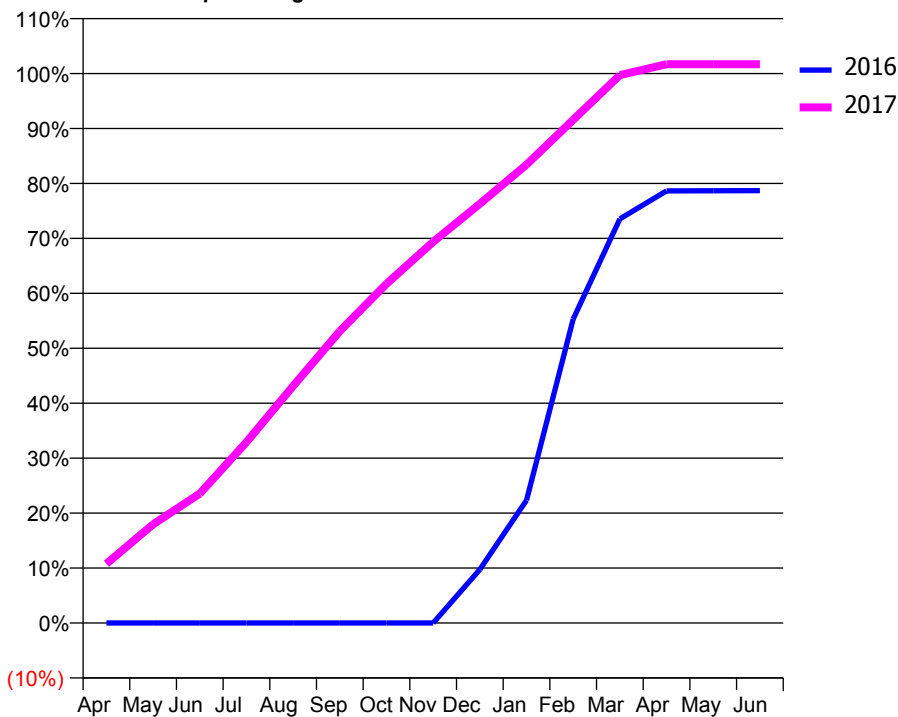
ACCESS*

Patients seen in 24 months	Total	Change since previous quarter
Quarter ending March 2016	1,724	
Quarter ending June 2016	2,897	↑
Quarter ending September 2016	3,480	↑
Quarter ending December 2016	3,755	↑
Quarter ending March 2017	3,939	↑
Variance since March 2016	128.5%	↑



ACTIVITY

Cumulative percentage of contracted UDA delivered 2016 & 2017



Adjusted Scheduled Activity (UDA)

Month	2016	2017
April	0	1,484
May	0	2,473
June	0	3,242
July	0	4,533
August	0	5,937
September	0	7,312
October	0	8,498
November	0	9,551
December	472	10,502
January	1,082	11,487
February	2,680	12,608
March	3,562	13,727
April	3,809	14,001
May	3,811	14,002
June	3,812	14,002

QUALITY

	Quantity	Base Number	Contract	AT	Region	England
% of FP17s for the same patient ID Re-attending within 3 months - Children	131	1,444	9.1%	12.9%	13.3%	12.3%
% of FP17s for the same patient ID Re-attending within 3 months - Adults	861	5,400	15.9%	17.6%	17.3%	16.7%
% of FP17s for the same patient ID Re-attending between 3 & 9 months - Children	722	1,444	50.0%	56.2%	58.9%	57.6%
% of FP17s for the same patient ID Re-attending between 3 & 9 months - Adults	2,474	5,400	45.8%	49.9%	52.2%	50.1%
% of FP17s for Band 1 Urgent Courses	271	6,866	3.9%	10.4%	9.2%	9.1%
% of FP17s Relating to Free Repair or Replacements	57	6,866	0.8%	0.9%	1.0%	0.8%
% of FP17s Relating to Continuations	110	6,866	1.6%	1.3%	1.4%	1.2%
% of Patients satisfied with the dentistry they have received	5	5	N/A	92.1%	93.1%	92.8%
% of Patients satisfied with the time they had to wait for an appointment	5	5	N/A	88.1%	89.5%	88.7%

* This is based on patients treated on this contract for their most recent course of treatment. Figures in italics indicate the base number of FP17s or Patient Questionnaire responses are less than 100. N/A is shown where the base number of responses is less than 10 during the period. % is calculated as Quantity/Base number*100

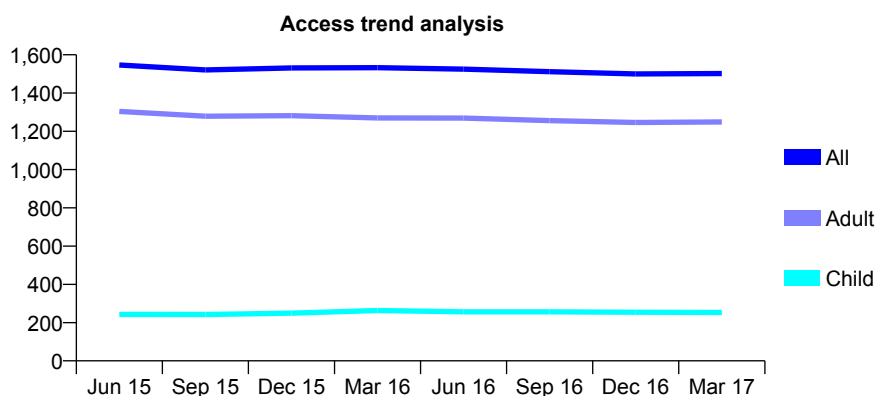
Q46 - Vital Signs At a Glance Contract Report for 898457/0002 - Year end March 2017

Name or company name	MR ND MCLEAN
Contract type name	GDS Contract
Purpose of contract	General
Contract start date	01/04/2006
Contract end date	

16/17 Contracted general activity (UDA)	5,215
Carry forward general activity (UDA)	0
16/17 Contracted orthodontic activity (UOA)	0
Carry forward orthodontic activity (UOA)	0
Baseline contract value	£127,492.42

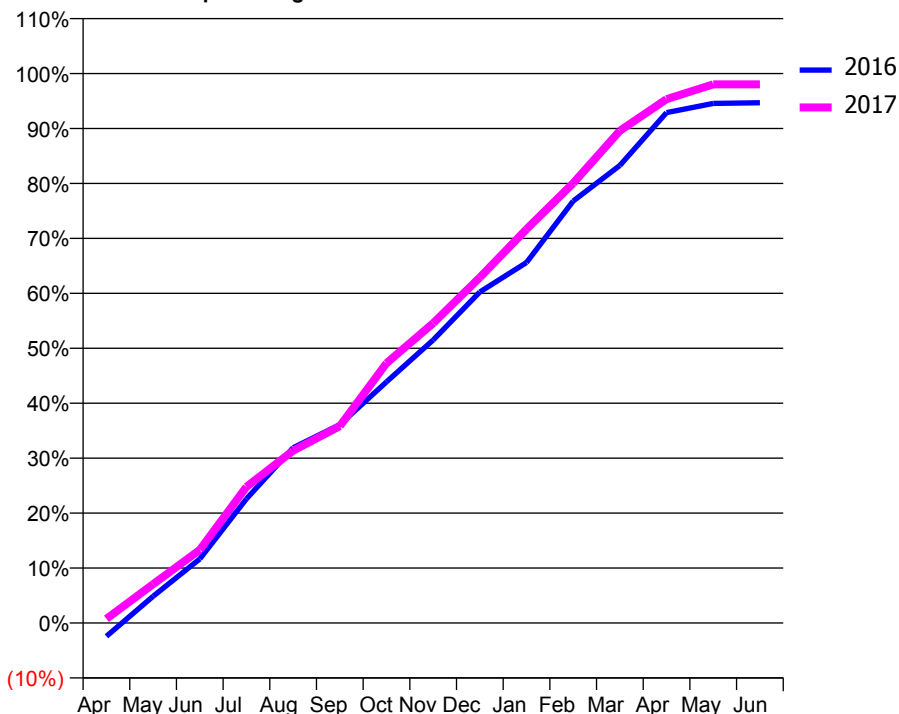
ACCESS*

Patients seen in 24 months	Total	Change since previous quarter
Quarter ending March 2016	1,533	
Quarter ending June 2016	1,525	→
Quarter ending September 2016	1,512	→
Quarter ending December 2016	1,500	→
Quarter ending March 2017	1,502	→
Variance since March 2016	(2.0%)	↓



ACTIVITY

Cumulative percentage of contracted UDA delivered 2016 & 2017



QUALITY

	Quantity	Base Number	Contract	AT	Region	England
% of FP17s for the same patient ID Re-attending within 3 months - Children	27	430	6.3%	12.9%	13.3%	12.3%
% of FP17s for the same patient ID Re-attending within 3 months - Adults	566	2,389	23.7%	17.6%	17.3%	16.7%
% of FP17s for the same patient ID Re-attending between 3 & 9 months - Children	302	430	70.2%	56.2%	58.9%	57.6%
% of FP17s for the same patient ID Re-attending between 3 & 9 months - Adults	1,439	2,389	60.2%	49.9%	52.2%	50.1%
% of FP17s for Band 1 Urgent Courses	415	2,755	15.1%	10.4%	9.2%	9.1%
% of FP17s Relating to Free Repair or Replacements	133	2,755	4.8%	0.9%	1.0%	0.8%
% of FP17s Relating to Continuations	31	2,755	1.1%	1.3%	1.4%	1.2%
% of Patients satisfied with the dentistry they have received	11	12	91.7%	92.1%	93.1%	92.8%
% of Patients satisfied with the time they had to wait for an appointment	12	12	100.0%	88.1%	89.5%	88.7%

* This is based on patients treated on this contract for their most recent course of treatment. Figures in italics indicate the base number of FP17s or Patient Questionnaire responses are less than 100. N/A is shown where the base number of responses is less than 10 during the period. % is calculated as Quantity/Base number*100

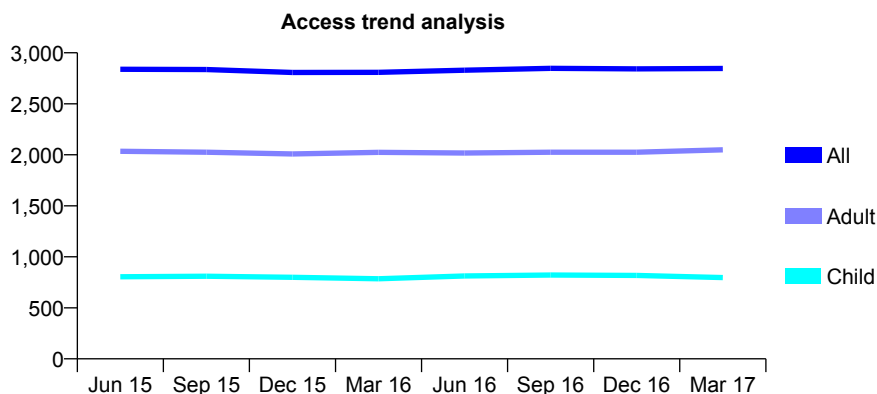
Q46 - Vital Signs At a Glance Contract Report for 907359/0001 - Year end March 2017

Name or company name	MR MP GEORGESON
Contract type name	GDS Contract
Purpose of contract	General and Orthodontic
Contract start date	01/04/2006
Contract end date	

16/17 Contracted general activity (UDA)	8,950
Carry forward general activity (UDA)	-41
16/17 Contracted orthodontic activity (UOA)	1,361
Carry forward orthodontic activity (UOA)	-27
Baseline contract value	£294,460.72

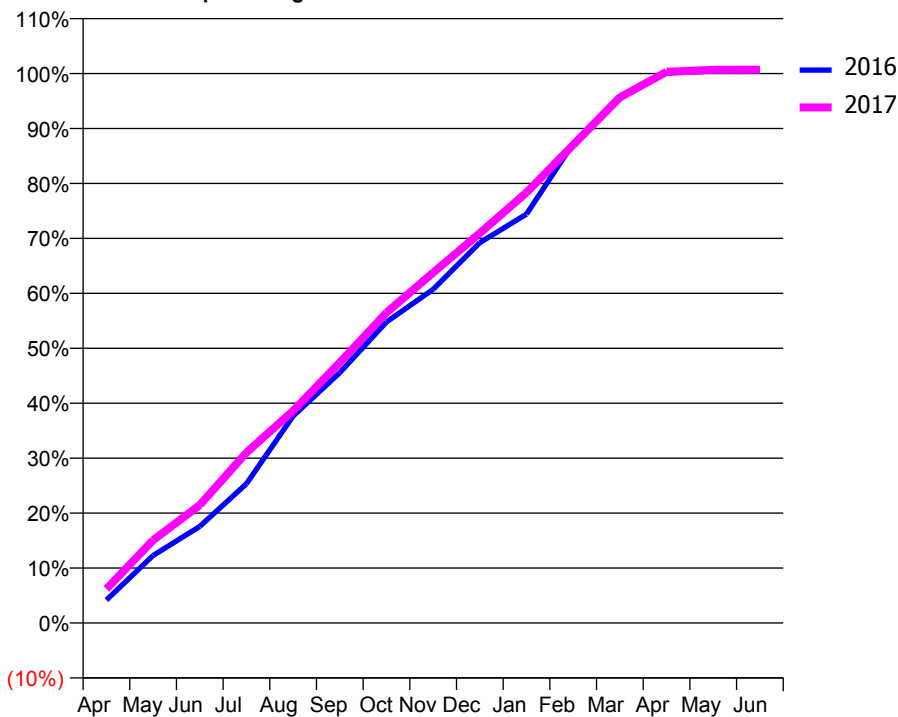
ACCESS*

Patients seen in 24 months	Total	Change since previous quarter
Quarter ending March 2016	2,809	
Quarter ending June 2016	2,829	→
Quarter ending September 2016	2,848	→
Quarter ending December 2016	2,843	→
Quarter ending March 2017	2,846	→
Variance since March 2016	1.3%	→



ACTIVITY

Cumulative percentage of contracted UDA delivered 2016 & 2017



Adjusted Scheduled Activity (UDA)

Month	2016	2017
April	374	554
May	1,101	1,351
June	1,574	1,920
July	2,268	2,777
August	3,373	3,456
September	4,078	4,244
October	4,902	5,055
November	5,436	5,706
December	6,196	6,349
January	6,659	7,012
February	7,811	7,786
March	8,582	8,561
April	8,958	8,978
May	8,991	9,010
June	8,991	9,013

QUALITY

	Quantity	Base Number	Contract	AT	Region	England
% of FP17s for the same patient ID Re-attending within 3 months - Children	135	1,255	10.8%	12.9%	13.3%	12.3%
% of FP17s for the same patient ID Re-attending within 3 months - Adults	591	3,111	19.0%	17.6%	17.3%	16.7%
% of FP17s for the same patient ID Re-attending between 3 & 9 months - Children	636	1,255	50.7%	56.2%	58.9%	57.6%
% of FP17s for the same patient ID Re-attending between 3 & 9 months - Adults	1,636	3,111	52.6%	49.9%	52.2%	50.1%
% of FP17s for Band 1 Urgent Courses	429	4,227	10.1%	10.4%	9.2%	9.1%
% of FP17s Relating to Free Repair or Replacements	89	4,227	2.1%	0.9%	1.0%	0.8%
% of FP17s Relating to Continuations	29	4,227	0.7%	1.3%	1.4%	1.2%
% of Patients satisfied with the dentistry they have received	1	1	N/A	92.1%	93.1%	92.8%
% of Patients satisfied with the time they had to wait for an appointment	1	1	N/A	88.1%	89.5%	88.7%

* This is based on patients treated on this contract for their most recent course of treatment. Figures in italics indicate the base number of FP17s or Patient Questionnaire responses are less than 100. N/A is shown where the base number of responses is less than 10 during the period. % is calculated as Quantity/Base number*100

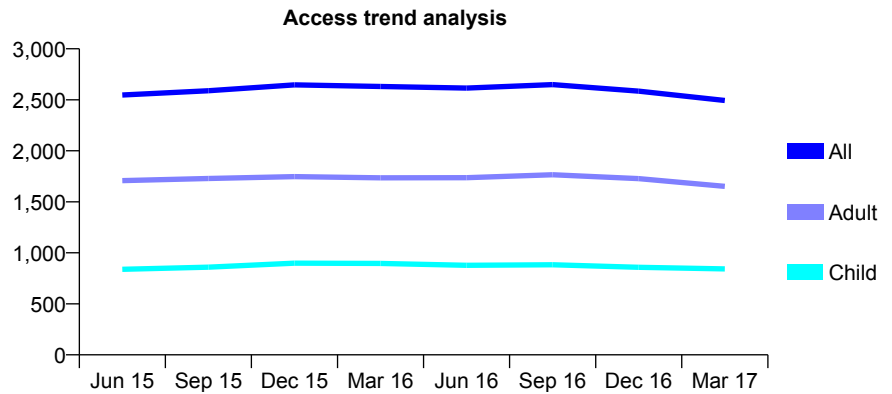
Q46 - Vital Signs At a Glance Contract Report for 908673/0001 - Year end March 2017

Name or company name	DR PV MCCRORY
Contract type name	GDS Contract
Purpose of contract	General
Contract start date	01/04/2006
Contract end date	

16/17 Contracted general activity (UDA)	7,000
Carry forward general activity (UDA)	-63
16/17 Contracted orthodontic activity (UOA)	0
Carry forward orthodontic activity (UOA)	0
Baseline contract value	£211,552.32

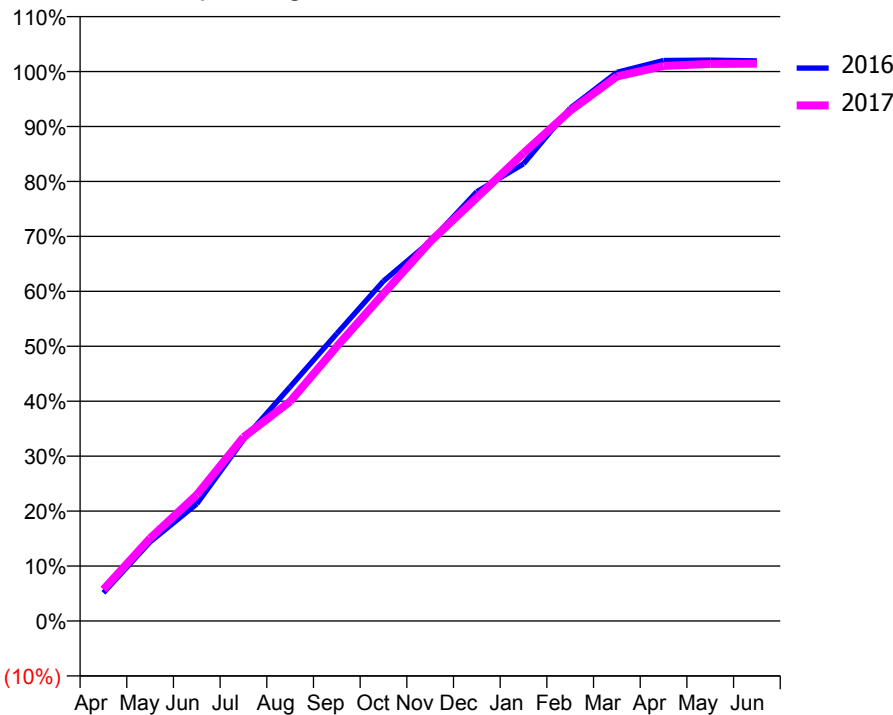
ACCESS*

Patients seen in 24 months	Total	Change since previous quarter
Quarter ending March 2016	2,631	
Quarter ending June 2016	2,615	→
Quarter ending September 2016	2,649	→
Quarter ending December 2016	2,585	↓
Quarter ending March 2017	2,493	↓
Variance since March 2016	(5.2%)	↓



ACTIVITY

Cumulative percentage of contracted UDA delivered 2016 & 2017



Month	Adjusted Scheduled Activity (UDA)	
	2016	2017
April	374	401
May	1,049	1,055
June	1,552	1,608
July	2,401	2,342
August	3,103	2,797
September	3,808	3,497
October	4,504	4,170
November	5,026	4,831
December	5,687	5,394
January	6,057	5,961
February	6,794	6,501
March	7,269	6,936
April	7,427	7,070
May	7,431	7,096
June	7,422	7,099

QUALITY

	Quantity	Base Number	Contract	AT	Region	England
% of FP17s for the same patient ID Re-attending within 3 months - Children	98	1,218	8.0%	12.9%	13.3%	12.3%
% of FP17s for the same patient ID Re-attending within 3 months - Adults	179	1,949	9.2%	17.6%	17.3%	16.7%
% of FP17s for the same patient ID Re-attending between 3 & 9 months - Children	682	1,218	56.0%	56.2%	58.9%	57.6%
% of FP17s for the same patient ID Re-attending between 3 & 9 months - Adults	942	1,949	48.3%	49.9%	52.2%	50.1%
% of FP17s for Band 1 Urgent Courses	322	3,185	10.1%	10.4%	9.2%	9.1%
% of FP17s Relating to Free Repair or Replacements	15	3,185	0.5%	0.9%	1.0%	0.8%
% of FP17s Relating to Continuations	5	3,185	0.2%	1.3%	1.4%	1.2%
% of Patients satisfied with the dentistry they have received	1	1	N/A	92.1%	93.1%	92.8%
% of Patients satisfied with the time they had to wait for an appointment	1	1	N/A	88.1%	89.5%	88.7%

* This is based on patients treated on this contract for their most recent course of treatment. Figures in italics indicate the base number of FP17s or Patient Questionnaire responses are less than 100. N/A is shown where the base number of responses is less than 10 during the period. % is calculated as Quantity/Base number*100

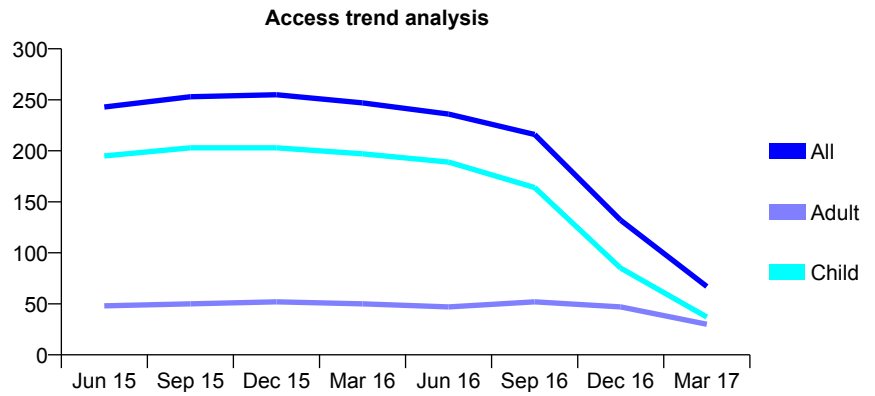
Q46 - Vital Signs At a Glance Contract Report for 909580/0001 - Year end March 2017

Name or company name	P&J Noble Dental Practice
Contract type name	GDS Contract
Purpose of contract	General
Contract start date	01/04/2006
Contract end date	31/07/2016

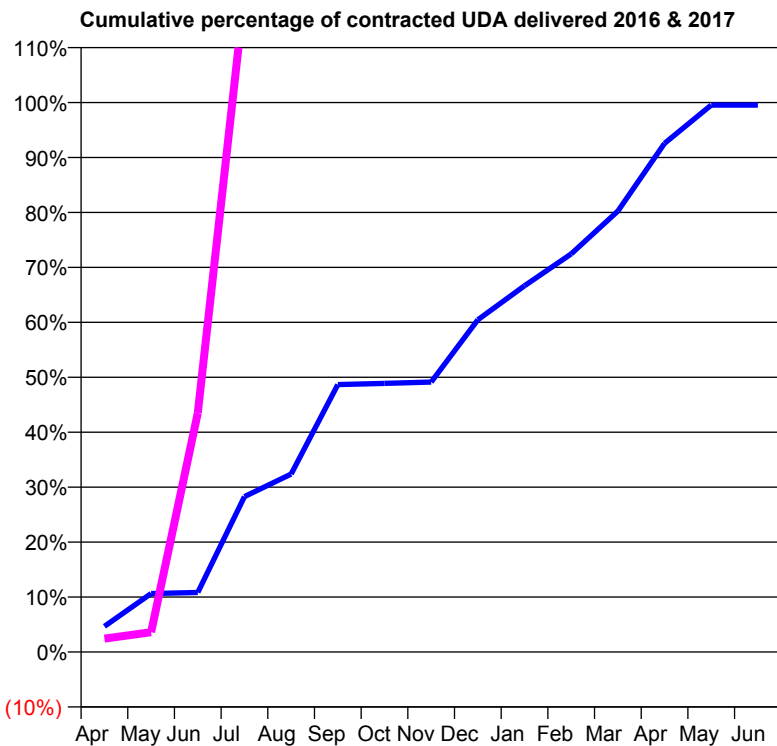
16/17 Contracted general activity (UDA)	172
Carry forward general activity (UDA)	0
16/17 Contracted orthodontic activity (UOA)	0
Carry forward orthodontic activity (UOA)	0
Baseline contract value	£4,776.42

ACCESS*

Patients seen in 24 months	Total	Change since previous quarter
Quarter ending March 2016	247	
Quarter ending June 2016	236	↓
Quarter ending September 2016	216	↓
Quarter ending December 2016	132	↓
Quarter ending March 2017	67	↓
Variance since March 2016	(72.9%)	↓



ACTIVITY



Month	Adjusted Scheduled Activity (UDA)	
	2016	2017
April	24	4
May	55	6
June	56	75
July	146	206
August	167	239
September	252	240
October	253	240
November	254	240
December	313	240
January	345	240
February	375	240
March	415	240
April	479	240
May	515	240
June	515	240

QUALITY

	Quantity	Base Number	Contract	AT	Region	England
% of FP17s for the same patient ID Re-attending within 3 months - Children	19	205	9.3%	12.9%	13.3%	12.3%
% of FP17s for the same patient ID Re-attending within 3 months - Adults	2	38	5.3%	17.6%	17.3%	16.7%
% of FP17s for the same patient ID Re-attending between 3 & 9 months - Children	95	205	46.3%	56.2%	58.9%	57.6%
% of FP17s for the same patient ID Re-attending between 3 & 9 months - Adults	11	38	28.9%	49.9%	52.2%	50.1%
% of FP17s for Band 1 Urgent Courses	9	173	5.2%	10.4%	9.2%	9.1%
% of FP17s Relating to Free Repair or Replacements	0	173	0.0%	0.9%	1.0%	0.8%
% of FP17s Relating to Continuations	0	173	0.0%	1.3%	1.4%	1.2%
% of Patients satisfied with the dentistry they have received	0	0	N/A	92.1%	93.1%	92.8%
% of Patients satisfied with the time they had to wait for an appointment	0	0	N/A	88.1%	89.5%	88.7%

* This is based on patients treated on this contract for their most recent course of treatment. Figures in italics indicate the base number of FP17s or Patient Questionnaire responses are less than 100. N/A is shown where the base number of responses is less than 10 during the period. % is calculated as Quantity/Base number*100

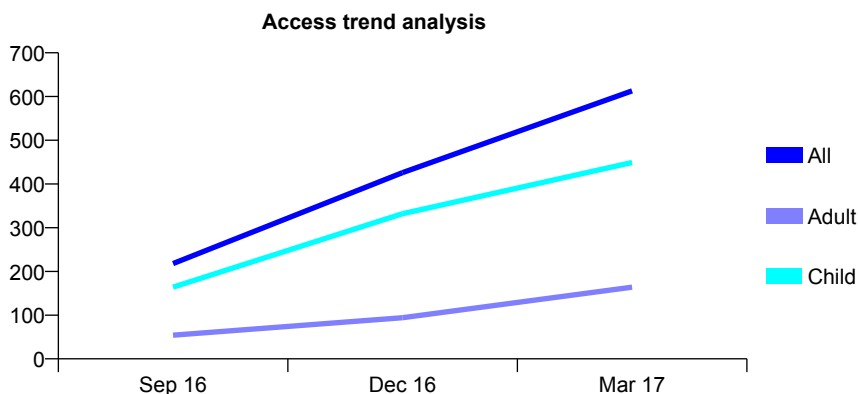
Q46 - Vital Signs At a Glance Contract Report for 909580/0002 - Year end March 2017

Name or company name	P&J Noble Dental Practice
Contract type name	GDS Contract
Purpose of contract	General and Orthodontic
Contract start date	01/04/2007
Contract end date	

16/17 Contracted general activity (UDA)	1,141
Carry forward general activity (UDA)	0
16/17 Contracted orthodontic activity (UOA)	340
Carry forward orthodontic activity (UOA)	0
Baseline contract value	£50,258.51

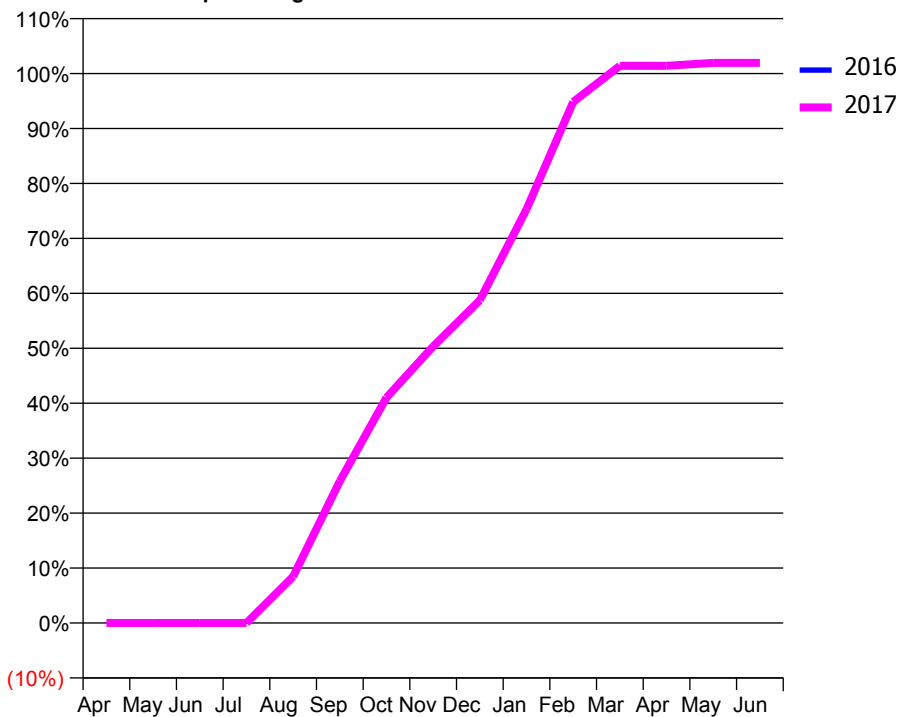
ACCESS*

Patients seen in 24 months	Total	Change since previous quarter
Quarter ending March 2016	0	
Quarter ending June 2016	0	
Quarter ending September 2016	218	↑
Quarter ending December 2016	426	↑
Quarter ending March 2017	613	↑
Variance since March 2016	N/A	



ACTIVITY

Cumulative percentage of contracted UDA delivered 2016 & 2017



Month	Adjusted Scheduled Activity (UDA)	
	2016	2017
April	0	0
May	0	0
June	0	0
July	0	0
August	0	96
September	0	294
October	0	468
November	0	574
December	0	670
January	0	859
February	0	1,082
March	0	1,157
April	0	1,157
May	0	1,163
June	0	1,163

QUALITY

	Quantity	Base Number	Contract	AT	Region	England
% of FP17s for the same patient ID Re-attending within 3 months - Children	88	665	13.2%	12.9%	13.3%	12.3%
% of FP17s for the same patient ID Re-attending within 3 months - Adults	10	191	5.2%	17.6%	17.3%	16.7%
% of FP17s for the same patient ID Re-attending between 3 & 9 months - Children	91	665	13.7%	56.2%	58.9%	57.6%
% of FP17s for the same patient ID Re-attending between 3 & 9 months - Adults	23	191	12.0%	49.9%	52.2%	50.1%
% of FP17s for Band 1 Urgent Courses	35	818	4.3%	10.4%	9.2%	9.1%
% of FP17s Relating to Free Repair or Replacements	3	818	0.4%	0.9%	1.0%	0.8%
% of FP17s Relating to Continuations	0	818	0.0%	1.3%	1.4%	1.2%
% of Patients satisfied with the dentistry they have received	0	0	N/A	92.1%	93.1%	92.8%
% of Patients satisfied with the time they had to wait for an appointment	0	0	N/A	88.1%	89.5%	88.7%

* This is based on patients treated on this contract for their most recent course of treatment. Figures in italics indicate the base number of FP17s or Patient Questionnaire responses are less than 100. N/A is shown where the base number of responses is less than 10 during the period. % is calculated as Quantity/Base number*100

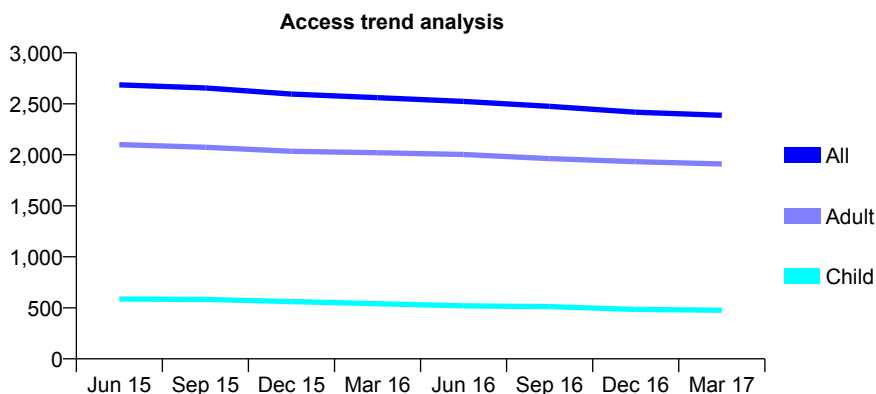
Q46 - Vital Signs At a Glance Contract Report for 910104/0002 - Year end March 2017

Name or company name	MR DJ GRIFFITHS
Contract type name	GDS Contract
Purpose of contract	General
Contract start date	02/01/2007
Contract end date	

16/17 Contracted general activity (UDA)	8,178
Carry forward general activity (UDA)	-87
16/17 Contracted orthodontic activity (UOA)	0
Carry forward orthodontic activity (UOA)	0
Baseline contract value	£176,869.72

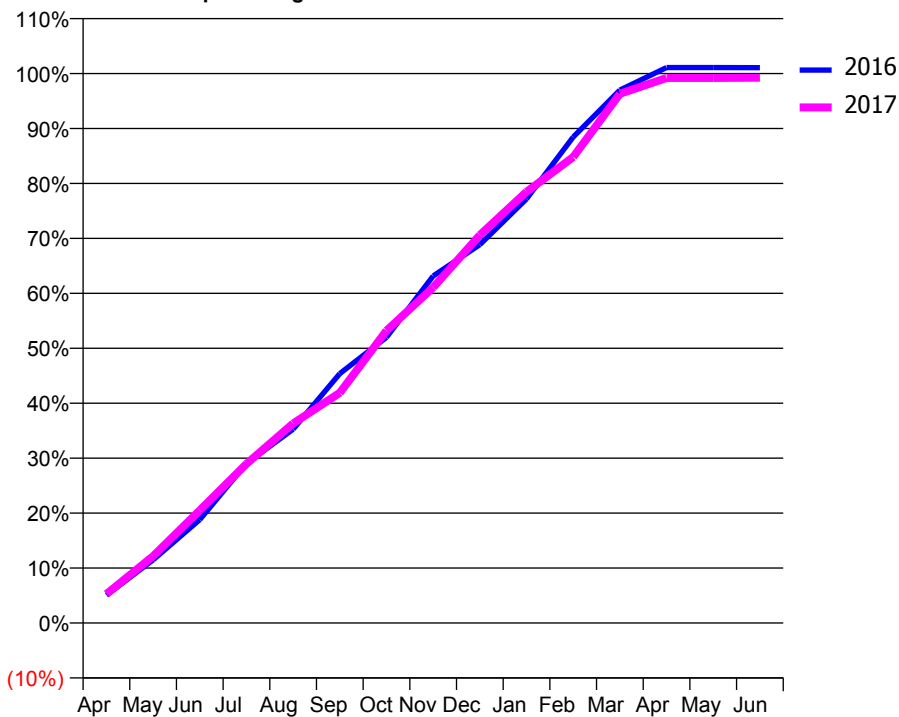
ACCESS*

Patients seen in 24 months	Total	Change since previous quarter
Quarter ending March 2016	2,560	
Quarter ending June 2016	2,523	↓
Quarter ending September 2016	2,475	↓
Quarter ending December 2016	2,417	↓
Quarter ending March 2017	2,388	↓
Variance since March 2016	(6.7%)	↓



ACTIVITY

Cumulative percentage of contracted UDA delivered 2016 & 2017



Month	Adjusted Scheduled Activity (UDA)	
	2016	2017
April	413	431
May	940	995
June	1,540	1,678
July	2,375	2,368
August	2,885	2,970
September	3,711	3,426
October	4,252	4,352
November	5,165	4,995
December	5,631	5,775
January	6,312	6,418
February	7,233	6,936
March	7,932	7,876
April	8,267	8,111
May	8,267	8,112
June	8,265	8,115

QUALITY

	Quantity	Base Number	Contract	AT	Region	England
% of FP17s for the same patient ID Re-attending within 3 months - Children	78	790	9.9%	12.9%	13.3%	12.3%
% of FP17s for the same patient ID Re-attending within 3 months - Adults	647	3,188	20.3%	17.6%	17.3%	16.7%
% of FP17s for the same patient ID Re-attending between 3 & 9 months - Children	523	790	66.2%	56.2%	58.9%	57.6%
% of FP17s for the same patient ID Re-attending between 3 & 9 months - Adults	1,672	3,188	52.4%	49.9%	52.2%	50.1%
% of FP17s for Band 1 Urgent Courses	281	3,943	7.1%	10.4%	9.2%	9.1%
% of FP17s Relating to Free Repair or Replacements	174	3,943	4.4%	0.9%	1.0%	0.8%
% of FP17s Relating to Continuations	33	3,943	0.8%	1.3%	1.4%	1.2%
% of Patients satisfied with the dentistry they have received	7	8	N/A	92.1%	93.1%	92.8%
% of Patients satisfied with the time they had to wait for an appointment	8	8	N/A	88.1%	89.5%	88.7%

* This is based on patients treated on this contract for their most recent course of treatment. Figures in italics indicate the base number of FP17s or Patient Questionnaire responses are less than 100. N/A is shown where the base number of responses is less than 10 during the period. % is calculated as Quantity/Base number*100

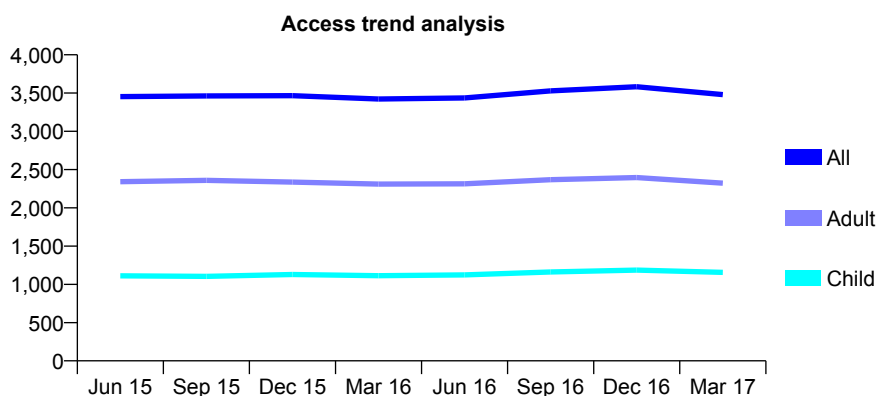
Q46 - Vital Signs At a Glance Contract Report for 910864/0001 - Year end March 2017

Name or company name	MR D END
Contract type name	GDS Contract
Purpose of contract	General and Orthodontic
Contract start date	01/04/2006
Contract end date	

16/17 Contracted general activity (UDA)	9,584
Carry forward general activity (UDA)	-150
16/17 Contracted orthodontic activity (UOA)	400
Carry forward orthodontic activity (UOA)	-8
Baseline contract value	£327,006.39

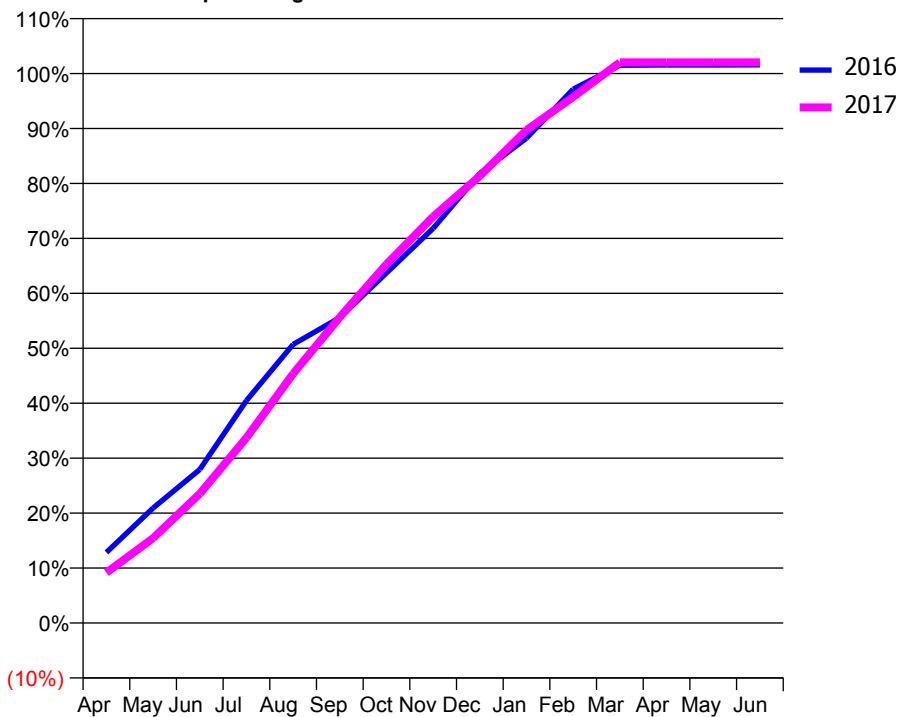
ACCESS*

Patients seen in 24 months	Total	Change since previous quarter
Quarter ending March 2016	3,423	
Quarter ending June 2016	3,437	→
Quarter ending September 2016	3,529	↑
Quarter ending December 2016	3,582	→
Quarter ending March 2017	3,480	↓
Variance since March 2016	1.7%	→



ACTIVITY

Cumulative percentage of contracted UDA delivered 2016 & 2017



Month	Adjusted Scheduled Activity (UDA)	
	2016	2017
April	1,231	878
May	2,005	1,480
June	2,679	2,254
July	3,881	3,231
August	4,860	4,347
September	5,326	5,334
October	6,106	6,257
November	6,882	7,087
December	7,840	7,796
January	8,458	8,597
February	9,310	9,174
March	9,726	9,779
April	9,731	9,779
May	9,731	9,779
June	9,734	9,779

QUALITY

	Quantity	Base Number	Contract	AT	Region	England
% of FP17s for the same patient ID Re-attending within 3 months - Children	97	1,216	8.0%	12.9%	13.3%	12.3%
% of FP17s for the same patient ID Re-attending within 3 months - Adults	340	2,473	13.7%	17.6%	17.3%	16.7%
% of FP17s for the same patient ID Re-attending between 3 & 9 months - Children	387	1,216	31.8%	56.2%	58.9%	57.6%
% of FP17s for the same patient ID Re-attending between 3 & 9 months - Adults	791	2,473	32.0%	49.9%	52.2%	50.1%
% of FP17s for Band 1 Urgent Courses	0	3,648	0.0%	10.4%	9.2%	9.1%
% of FP17s Relating to Free Repair or Replacements	4	3,648	0.1%	0.9%	1.0%	0.8%
% of FP17s Relating to Continuations	33	3,648	0.9%	1.3%	1.4%	1.2%
% of Patients satisfied with the dentistry they have received	2	3	N/A	92.1%	93.1%	92.8%
% of Patients satisfied with the time they had to wait for an appointment	3	3	N/A	88.1%	89.5%	88.7%

* This is based on patients treated on this contract for their most recent course of treatment. Figures in italics indicate the base number of FP17s or Patient Questionnaire responses are less than 100. N/A is shown where the base number of responses is less than 10 during the period. % is calculated as Quantity/Base number*100

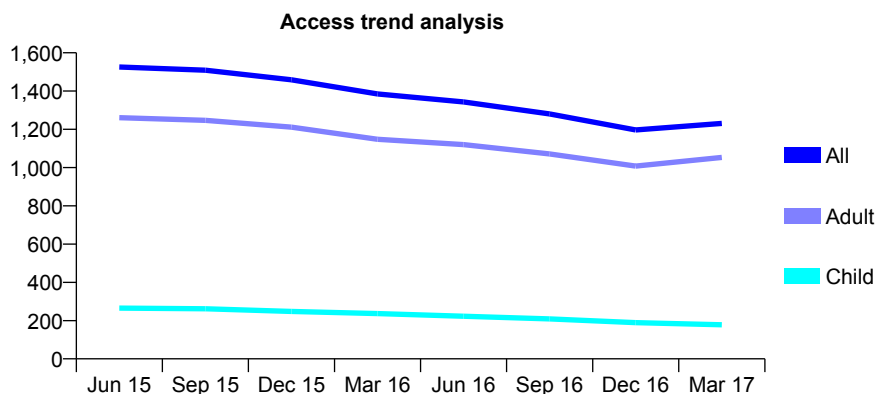
Q46 - Vital Signs At a Glance Contract Report for 913995/0001 - Year end March 2017

Name or company name	MR JJ KEAVNEY
Contract type name	GDS Contract
Purpose of contract	General
Contract start date	01/04/2006
Contract end date	

16/17 Contracted general activity (UDA)	7,018
Carry forward general activity (UDA)	0
16/17 Contracted orthodontic activity (UOA)	0
Carry forward orthodontic activity (UOA)	0
Baseline contract value	£228,935.16

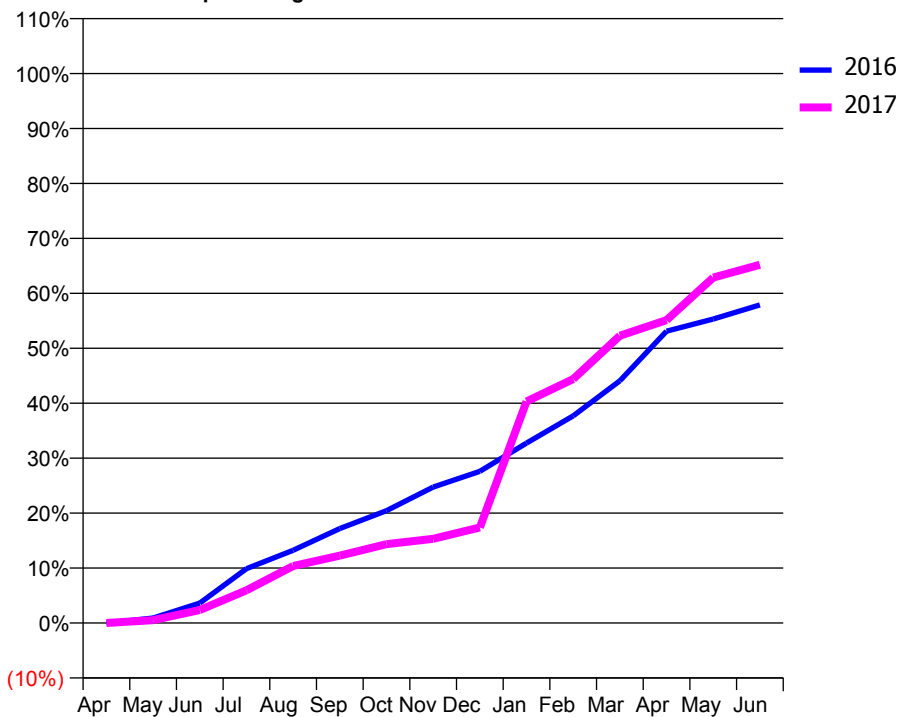
ACCESS*

Patients seen in 24 months	Total	Change since previous quarter
Quarter ending March 2016	1,385	
Quarter ending June 2016	1,343	↓
Quarter ending September 2016	1,280	↓
Quarter ending December 2016	1,197	↓
Quarter ending March 2017	1,231	↑
Variance since March 2016	(11.1%)	↓



ACTIVITY

Cumulative percentage of contracted UDA delivered 2016 & 2017



Adjusted Scheduled Activity (UDA)

Month	2016	2017
April	0	1
May	64	37
June	255	165
July	694	418
August	930	727
September	1,207	862
October	1,435	1,007
November	1,736	1,076
December	1,937	1,221
January	2,299	2,829
February	2,646	3,116
March	3,093	3,670
April	3,727	3,869
May	3,882	4,412
June	4,063	4,575

QUALITY

	Quantity	Base Number	Contract	AT	Region	England
% of FP17s for the same patient ID Re-attending within 3 months - Children	21	265	7.9%	12.9%	13.3%	12.3%
% of FP17s for the same patient ID Re-attending within 3 months - Adults	319	1,605	19.9%	17.6%	17.3%	16.7%
% of FP17s for the same patient ID Re-attending between 3 & 9 months - Children	104	265	39.2%	56.2%	58.9%	57.6%
% of FP17s for the same patient ID Re-attending between 3 & 9 months - Adults	658	1,605	41.0%	49.9%	52.2%	50.1%
% of FP17s for Band 1 Urgent Courses	191	1,796	10.6%	10.4%	9.2%	9.1%
% of FP17s Relating to Free Repair or Replacements	37	1,796	2.1%	0.9%	1.0%	0.8%
% of FP17s Relating to Continuations	44	1,796	2.4%	1.3%	1.4%	1.2%
% of Patients satisfied with the dentistry they have received	5	5	N/A	92.1%	93.1%	92.8%
% of Patients satisfied with the time they had to wait for an appointment	4	5	N/A	88.1%	89.5%	88.7%

* This is based on patients treated on this contract for their most recent course of treatment. Figures in italics indicate the base number of FP17s or Patient Questionnaire responses are less than 100. N/A is shown where the base number of responses is less than 10 during the period. % is calculated as Quantity/Base number*100

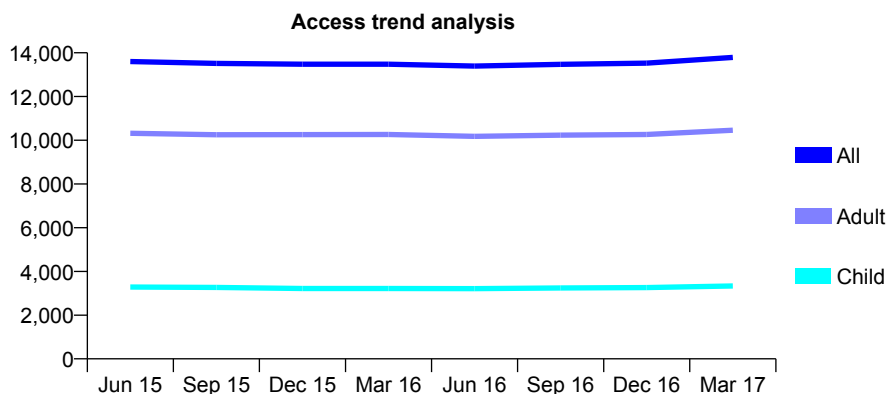
Q46 - Vital Signs At a Glance Contract Report for 918059/0001 - Year end March 2017

Name or company name	MR JP BECKER-LE CERF
Contract type name	GDS Contract
Purpose of contract	General
Contract start date	01/04/2006
Contract end date	

16/17 Contracted general activity (UDA)	39,600
Carry forward general activity (UDA)	1,496
16/17 Contracted orthodontic activity (UOA)	0
Carry forward orthodontic activity (UOA)	0
Baseline contract value	£1,159,342.27

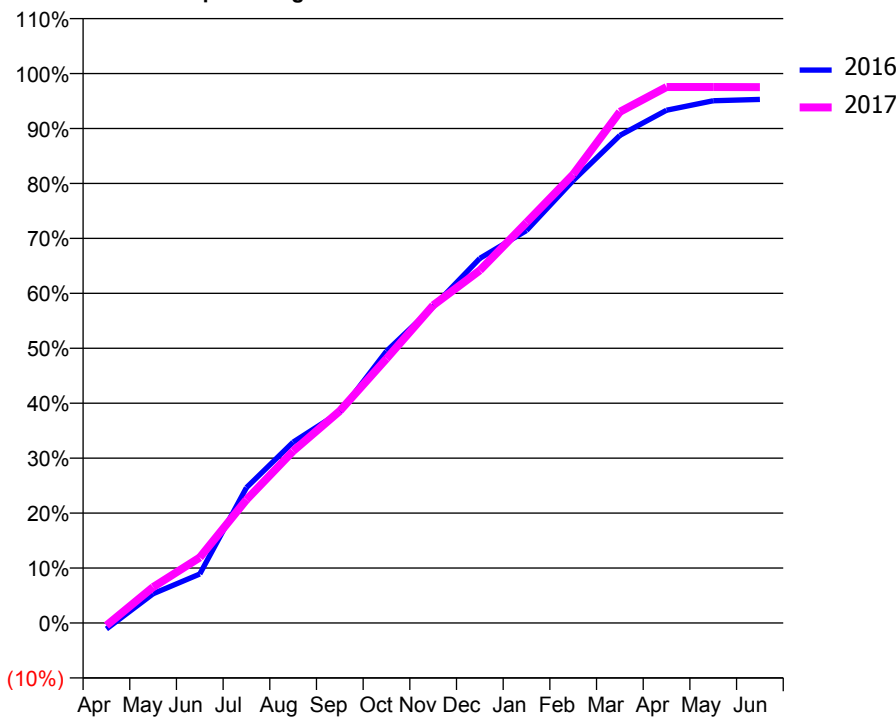
ACCESS*

Patients seen in 24 months	Total	Change since previous quarter
Quarter ending March 2016	13,481	
Quarter ending June 2016	13,390	→
Quarter ending September 2016	13,475	→
Quarter ending December 2016	13,529	→
Quarter ending March 2017	13,787	→
Variance since March 2016	2.3%	↑



ACTIVITY

Cumulative percentage of contracted UDA delivered 2016 & 2017



Month	Adjusted Scheduled Activity (UDA)	
	2016	2017
April	-439	-186
May	2,113	2,586
June	3,533	4,726
July	9,762	8,887
August	13,034	12,389
September	15,198	15,288
October	19,593	19,053
November	22,785	22,898
December	26,277	25,414
January	28,290	28,865
February	31,887	32,327
March	35,139	36,841
April	36,950	38,629
May	37,637	38,630
June	37,731	38,621

QUALITY

	Quantity	Base Number	Contract	AT	Region	England
% of FP17s for the same patient ID Re-attending within 3 months - Children	997	5,616	17.8%	12.9%	13.3%	12.3%
% of FP17s for the same patient ID Re-attending within 3 months - Adults	2,322	13,408	17.3%	17.6%	17.3%	16.7%
% of FP17s for the same patient ID Re-attending between 3 & 9 months - Children	2,744	5,616	48.9%	56.2%	58.9%	57.6%
% of FP17s for the same patient ID Re-attending between 3 & 9 months - Adults	5,336	13,408	39.8%	49.9%	52.2%	50.1%
% of FP17s for Band 1 Urgent Courses	1,517	18,757	8.1%	10.4%	9.2%	9.1%
% of FP17s Relating to Free Repair or Replacements	283	18,757	1.5%	0.9%	1.0%	0.8%
% of FP17s Relating to Continuations	651	18,757	3.5%	1.3%	1.4%	1.2%
% of Patients satisfied with the dentistry they have received	13	13	100.0%	92.1%	93.1%	92.8%
% of Patients satisfied with the time they had to wait for an appointment	12	13	92.3%	88.1%	89.5%	88.7%

* This is based on patients treated on this contract for their most recent course of treatment. Figures in italics indicate the base number of FP17s or Patient Questionnaire responses are less than 100. N/A is shown where the base number of responses is less than 10 during the period. % is calculated as Quantity/Base number*100

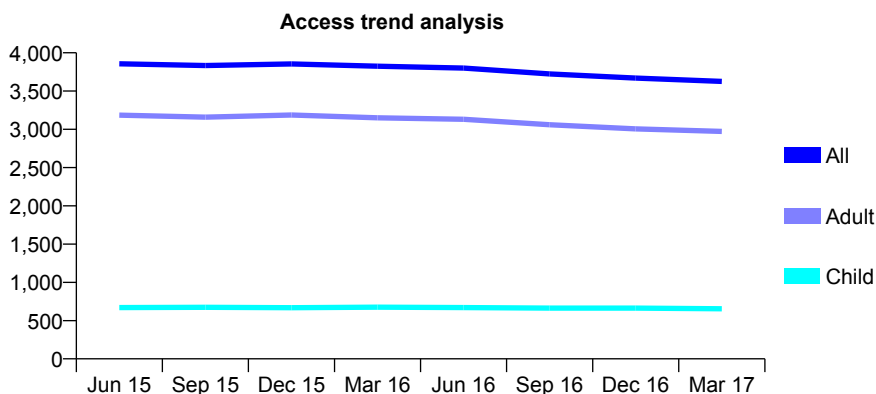
Q46 - Vital Signs At a Glance Contract Report for 918113/0001 - Year end March 2017

Name or company name	MR JA LEE
Contract type name	GDS Contract
Purpose of contract	General
Contract start date	01/04/2006
Contract end date	

16/17 Contracted general activity (UDA)	10,653
Carry forward general activity (UDA)	-148
16/17 Contracted orthodontic activity (UOA)	0
Carry forward orthodontic activity (UOA)	0
Baseline contract value	£327,591.89

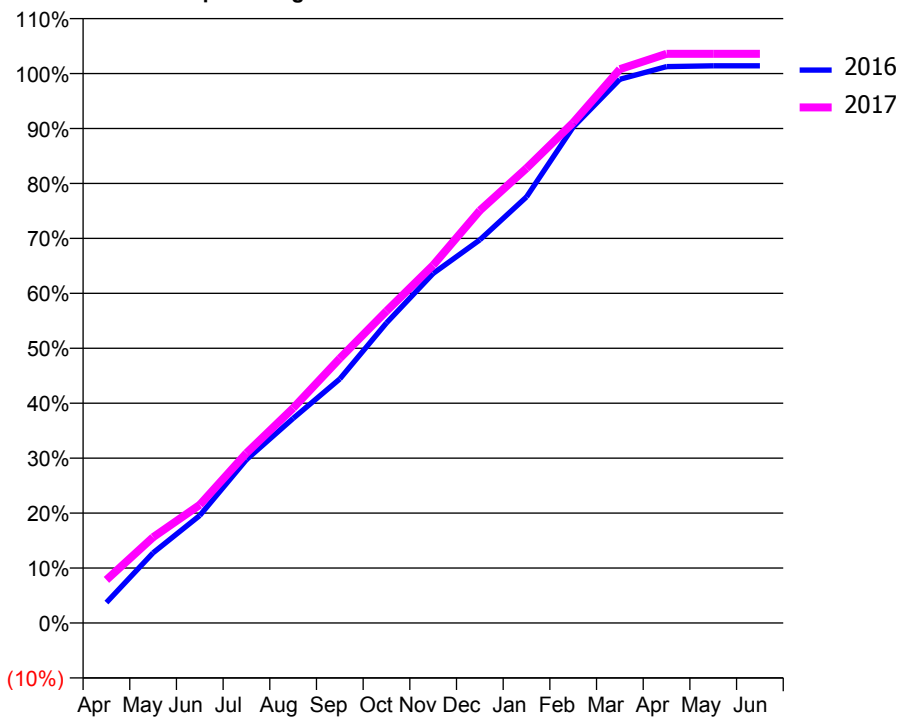
ACCESS*

Patients seen in 24 months	Total	Change since previous quarter
Quarter ending March 2016	3,825	
Quarter ending June 2016	3,801	→
Quarter ending September 2016	3,724	↓
Quarter ending December 2016	3,669	↓
Quarter ending March 2017	3,627	↓
Variance since March 2016	(5.2%)	↓



ACTIVITY

Cumulative percentage of contracted UDA delivered 2016 & 2017



Month	Adjusted Scheduled Activity (UDA)	
	2016	2017
April	397	836
May	1,361	1,663
June	2,084	2,292
July	3,168	3,294
August	3,966	4,166
September	4,733	5,131
October	5,817	6,049
November	6,776	6,938
December	7,428	7,996
January	8,262	8,817
February	9,616	9,700
March	10,541	10,737
April	10,787	11,034
May	10,801	11,034
June	10,801	11,034

QUALITY

	Quantity	Base Number	Contract	AT	Region	England
% of FP17s for the same patient ID Re-attending within 3 months - Children	191	1,236	15.5%	12.9%	13.3%	12.3%
% of FP17s for the same patient ID Re-attending within 3 months - Adults	1,003	4,209	23.8%	17.6%	17.3%	16.7%
% of FP17s for the same patient ID Re-attending between 3 & 9 months - Children	777	1,236	62.9%	56.2%	58.9%	57.6%
% of FP17s for the same patient ID Re-attending between 3 & 9 months - Adults	1,750	4,209	41.6%	49.9%	52.2%	50.1%
% of FP17s for Band 1 Urgent Courses	1,049	5,466	19.2%	10.4%	9.2%	9.1%
% of FP17s Relating to Free Repair or Replacements	157	5,466	2.9%	0.9%	1.0%	0.8%
% of FP17s Relating to Continuations	43	5,466	0.8%	1.3%	1.4%	1.2%
% of Patients satisfied with the dentistry they have received	5	5	N/A	92.1%	93.1%	92.8%
% of Patients satisfied with the time they had to wait for an appointment	5	5	N/A	88.1%	89.5%	88.7%

* This is based on patients treated on this contract for their most recent course of treatment. Figures in italics indicate the base number of FP17s or Patient Questionnaire responses are less than 100. N/A is shown where the base number of responses is less than 10 during the period. % is calculated as Quantity/Base number*100

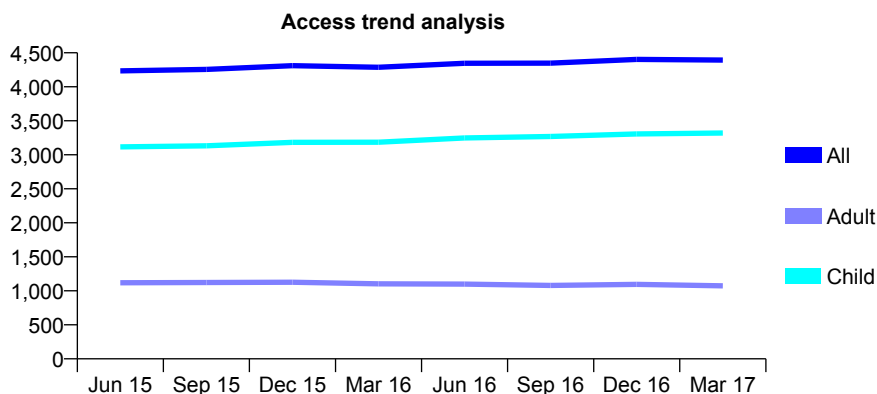
Q46 - Vital Signs At a Glance Contract Report for 919160/0002 - Year end March 2017

Name or company name	MR CH HEWITT
Contract type name	GDS Contract
Purpose of contract	General and Orthodontic
Contract start date	01/02/2011
Contract end date	

16/17 Contracted general activity (UDA)	14,632
Carry forward general activity (UDA)	0
16/17 Contracted orthodontic activity (UOA)	1,564
Carry forward orthodontic activity (UOA)	57
Baseline contract value	£462,346.22

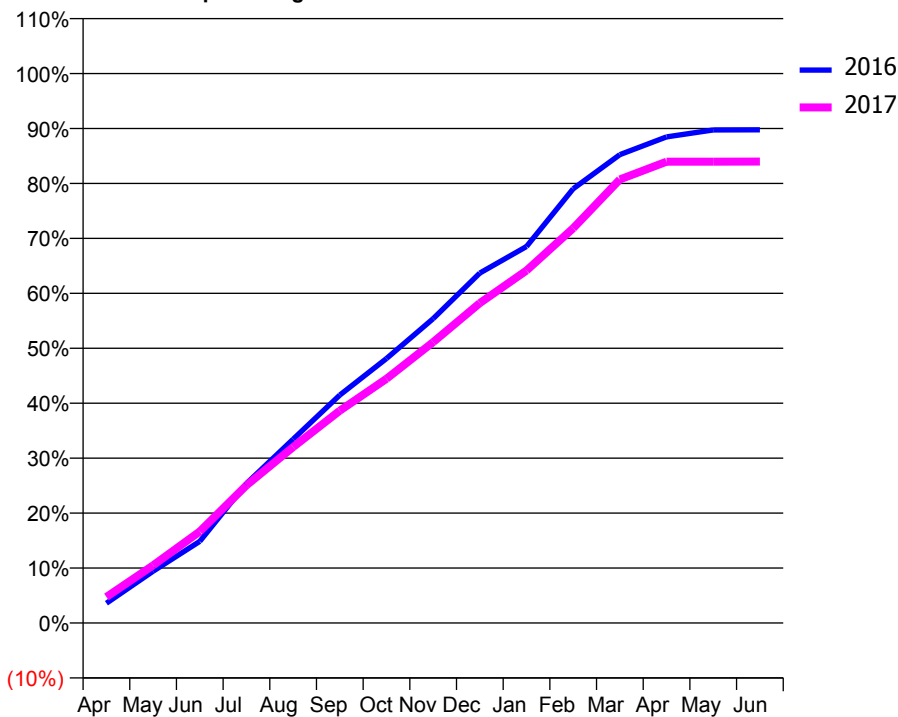
ACCESS*

Patients seen in 24 months	Total	Change since previous quarter
Quarter ending March 2016	4,288	
Quarter ending June 2016	4,347	→
Quarter ending September 2016	4,348	→
Quarter ending December 2016	4,402	→
Quarter ending March 2017	4,394	→
Variance since March 2016	2.5%	↑



ACTIVITY

Cumulative percentage of contracted UDA delivered 2016 & 2017



Adjusted Scheduled Activity (UDA)

Month	2016	2017
April	528	696
May	1,378	1,536
June	2,174	2,439
July	3,717	3,667
August	4,896	4,684
September	6,071	5,654
October	7,045	6,502
November	8,106	7,481
December	9,318	8,521
January	10,024	9,386
February	11,564	10,513
March	12,473	11,810
April	12,943	12,284
May	13,130	12,285
June	13,131	12,287

QUALITY

	Quantity	Base Number	Contract	AT	Region	England
% of FP17s for the same patient ID Re-attending within 3 months - Children	1,069	6,180	17.3%	12.9%	13.3%	12.3%
% of FP17s for the same patient ID Re-attending within 3 months - Adults	361	1,359	26.6%	17.6%	17.3%	16.7%
% of FP17s for the same patient ID Re-attending between 3 & 9 months - Children	3,771	6,180	61.0%	56.2%	58.9%	57.6%
% of FP17s for the same patient ID Re-attending between 3 & 9 months - Adults	709	1,359	52.2%	49.9%	52.2%	50.1%
% of FP17s for Band 1 Urgent Courses	599	7,247	8.3%	10.4%	9.2%	9.1%
% of FP17s Relating to Free Repair or Replacements	0	7,247	0.0%	0.9%	1.0%	0.8%
% of FP17s Relating to Continuations	0	7,247	0.0%	1.3%	1.4%	1.2%
% of Patients satisfied with the dentistry they have received	2	2	N/A	92.1%	93.1%	92.8%
% of Patients satisfied with the time they had to wait for an appointment	1	2	N/A	88.1%	89.5%	88.7%

* This is based on patients treated on this contract for their most recent course of treatment. Figures in italics indicate the base number of FP17s or Patient Questionnaire responses are less than 100. N/A is shown where the base number of responses is less than 10 during the period. % is calculated as Quantity/Base number*100

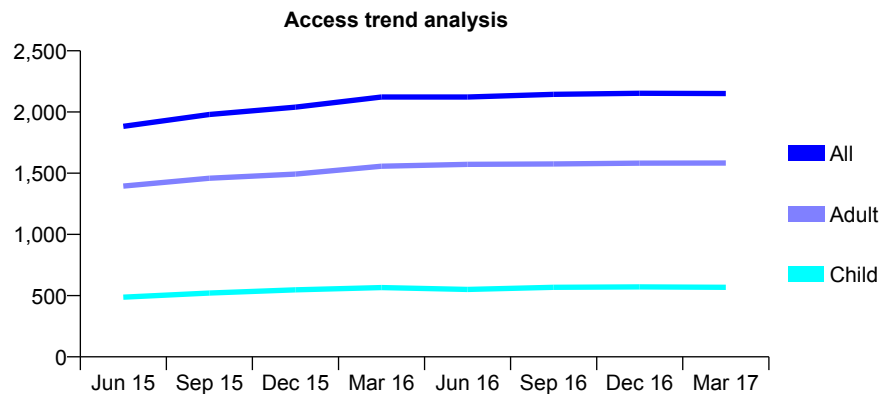
Q46 - Vital Signs At a Glance Contract Report for 919926/0001 - Year end March 2017

Name or company name	MR DP FLATTERY
Contract type name	GDS Contract
Purpose of contract	General
Contract start date	29/04/2010
Contract end date	

16/17 Contracted general activity (UDA)	5,922
Carry forward general activity (UDA)	-118
16/17 Contracted orthodontic activity (UOA)	0
Carry forward orthodontic activity (UOA)	0
Baseline contract value	£144,776.64

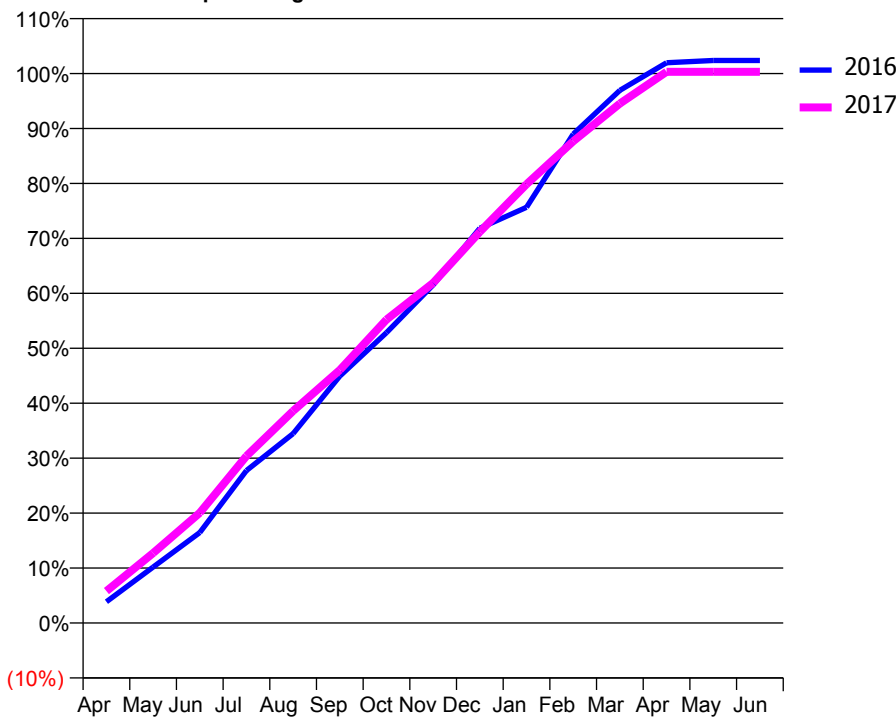
ACCESS*

Patients seen in 24 months	Total	Change since previous quarter
Quarter ending March 2016	2,123	
Quarter ending June 2016	2,123	→
Quarter ending September 2016	2,144	→
Quarter ending December 2016	2,153	→
Quarter ending March 2017	2,151	→
Variance since March 2016	1.3%	→



ACTIVITY

Cumulative percentage of contracted UDA delivered 2016 & 2017



Month	Adjusted Scheduled Activity (UDA)	
	2016	2017
April	240	344
May	631	753
June	1,021	1,188
July	1,721	1,799
August	2,138	2,285
September	2,786	2,727
October	3,277	3,270
November	3,816	3,665
December	4,455	4,215
January	4,692	4,729
February	5,519	5,192
March	6,012	5,598
April	6,324	5,940
May	6,349	5,940
June	6,349	5,941

QUALITY

	Quantity	Base Number	Contract	AT	Region	England
% of FP17s for the same patient ID Re-attending within 3 months - Children	51	924	5.5%	12.9%	13.3%	12.3%
% of FP17s for the same patient ID Re-attending within 3 months - Adults	408	2,627	15.5%	17.6%	17.3%	16.7%
% of FP17s for the same patient ID Re-attending between 3 & 9 months - Children	609	924	65.9%	56.2%	58.9%	57.6%
% of FP17s for the same patient ID Re-attending between 3 & 9 months - Adults	1,653	2,627	62.9%	49.9%	52.2%	50.1%
% of FP17s for Band 1 Urgent Courses	168	3,573	4.7%	10.4%	9.2%	9.1%
% of FP17s Relating to Free Repair or Replacements	14	3,573	0.4%	0.9%	1.0%	0.8%
% of FP17s Relating to Continuations	122	3,573	3.4%	1.3%	1.4%	1.2%
% of Patients satisfied with the dentistry they have received	2	3	N/A	92.1%	93.1%	92.8%
% of Patients satisfied with the time they had to wait for an appointment	3	3	N/A	88.1%	89.5%	88.7%

* This is based on patients treated on this contract for their most recent course of treatment. Figures in italics indicate the base number of FP17s or Patient Questionnaire responses are less than 100. N/A is shown where the base number of responses is less than 10 during the period. % is calculated as Quantity/Base number*100

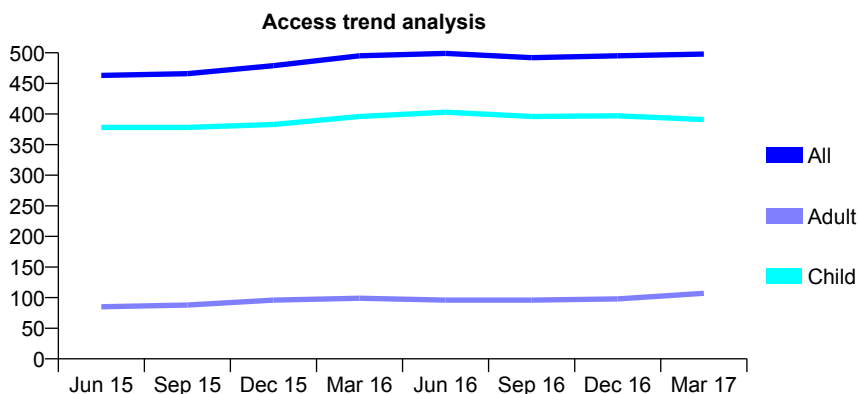
Q46 - Vital Signs At a Glance Contract Report for 919942/0001 - Year end March 2017

Name or company name	MR N NAEEM
Contract type name	GDS Contract
Purpose of contract	General
Contract start date	01/04/2006
Contract end date	

16/17 Contracted general activity (UDA)	1,500
Carry forward general activity (UDA)	44
16/17 Contracted orthodontic activity (UOA)	0
Carry forward orthodontic activity (UOA)	0
Baseline contract value	£35,367.71

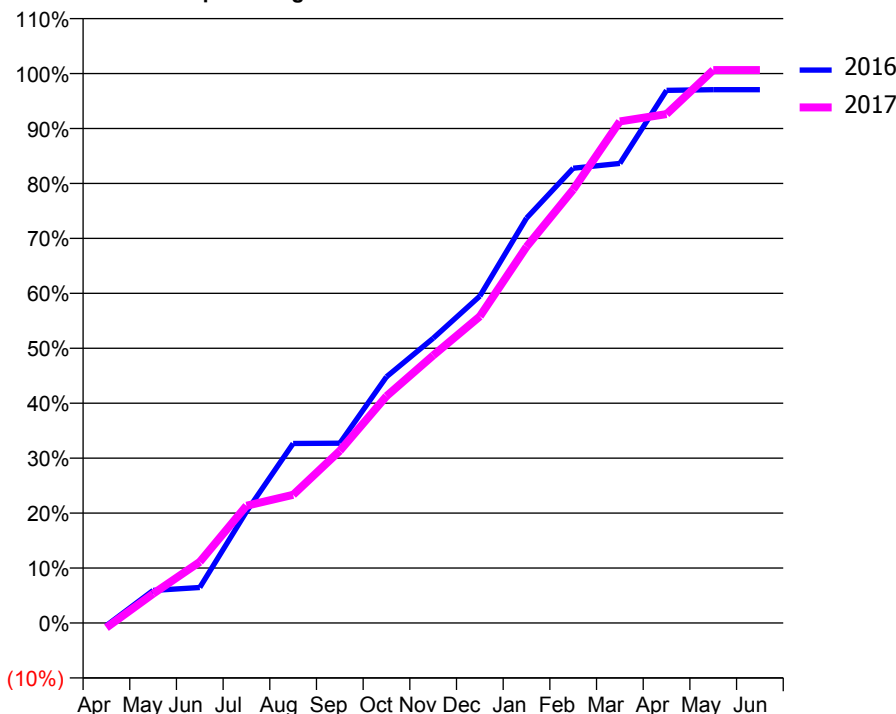
ACCESS*

Patients seen in 24 months	Total	Change since previous quarter
Quarter ending March 2016	495	
Quarter ending June 2016	499	→
Quarter ending September 2016	492	↓
Quarter ending December 2016	495	→
Quarter ending March 2017	498	→
Variance since March 2016	0.6%	→



ACTIVITY

Cumulative percentage of contracted UDA delivered 2016 & 2017



Month	Adjusted Scheduled Activity (UDA)	
	2016	2017
April	-7	-13
May	89	80
June	97	167
July	304	320
August	490	350
September	491	470
October	672	619
November	777	730
December	892	837
January	1,105	1,027
February	1,242	1,183
March	1,255	1,369
April	1,454	1,389
May	1,456	1,509
June	1,456	1,509

QUALITY

	Quantity	Base Number	Contract	AT	Region	England
% of FP17s for the same patient ID Re-attending within 3 months - Children	235	1,098	21.4%	12.9%	13.3%	12.3%
% of FP17s for the same patient ID Re-attending within 3 months - Adults	12	70	17.1%	17.6%	17.3%	16.7%
% of FP17s for the same patient ID Re-attending between 3 & 9 months - Children	719	1,098	65.5%	56.2%	58.9%	57.6%
% of FP17s for the same patient ID Re-attending between 3 & 9 months - Adults	31	70	44.3%	49.9%	52.2%	50.1%
% of FP17s for Band 1 Urgent Courses	1	1,120	0.1%	10.4%	9.2%	9.1%
% of FP17s Relating to Free Repair or Replacements	0	1,120	0.0%	0.9%	1.0%	0.8%
% of FP17s Relating to Continuations	0	1,120	0.0%	1.3%	1.4%	1.2%
% of Patients satisfied with the dentistry they have received	0	0	N/A	92.1%	93.1%	92.8%
% of Patients satisfied with the time they had to wait for an appointment	0	0	N/A	88.1%	89.5%	88.7%

* This is based on patients treated on this contract for their most recent course of treatment. Figures in italics indicate the base number of FP17s or Patient Questionnaire responses are less than 100. N/A is shown where the base number of responses is less than 10 during the period. % is calculated as Quantity/Base number*100

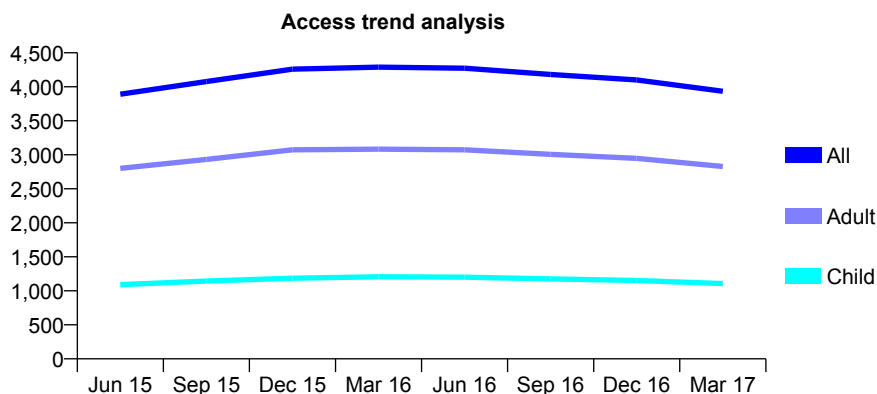
Q46 - Vital Signs At a Glance Contract Report for 920037/0001 - Year end March 2017

Name or company name	MR C EDWARDS
Contract type name	GDS Contract
Purpose of contract	General
Contract start date	01/04/2012
Contract end date	

16/17 Contracted general activity (UDA)	12,209
Carry forward general activity (UDA)	291
16/17 Contracted orthodontic activity (UOA)	0
Carry forward orthodontic activity (UOA)	0
Baseline contract value	£365,023.30

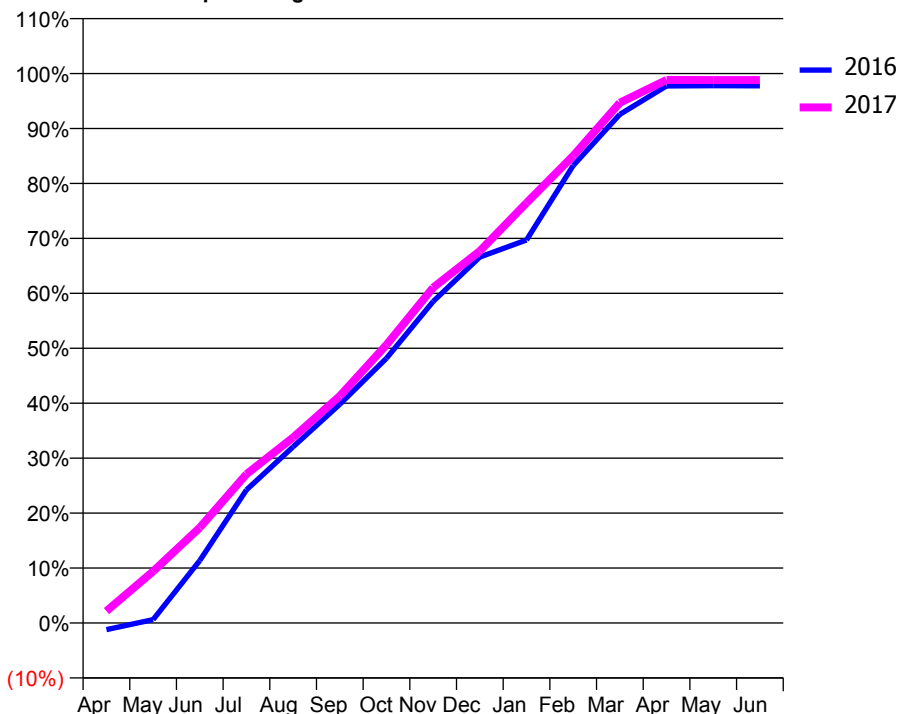
ACCESS*

Patients seen in 24 months	Total	Change since previous quarter
Quarter ending March 2016	4,290	
Quarter ending June 2016	4,274	→
Quarter ending September 2016	4,182	↓
Quarter ending December 2016	4,101	↓
Quarter ending March 2017	3,935	↓
Variance since March 2016	(8.3%)	↓



ACTIVITY

Cumulative percentage of contracted UDA delivered 2016 & 2017



Month	Adjusted Scheduled Activity (UDA)	
	2016	2017
April	-160	265
May	79	1,149
June	1,475	2,119
July	3,146	3,309
August	4,163	4,122
September	5,168	5,044
October	6,253	6,181
November	7,594	7,452
December	8,646	8,264
January	9,048	9,335
February	10,803	10,380
March	12,013	11,559
April	12,685	12,064
May	12,691	12,063
June	12,688	12,063

QUALITY

	Quantity	Base Number	Contract	AT	Region	England
% of FP17s for the same patient ID Re-attending within 3 months - Children	133	1,806	7.4%	12.9%	13.3%	12.3%
% of FP17s for the same patient ID Re-attending within 3 months - Adults	632	3,869	16.3%	17.6%	17.3%	16.7%
% of FP17s for the same patient ID Re-attending between 3 & 9 months - Children	1,192	1,806	66.0%	56.2%	58.9%	57.6%
% of FP17s for the same patient ID Re-attending between 3 & 9 months - Adults	1,904	3,869	49.2%	49.9%	52.2%	50.1%
% of FP17s for Band 1 Urgent Courses	587	5,642	10.4%	10.4%	9.2%	9.1%
% of FP17s Relating to Free Repair or Replacements	36	5,642	0.6%	0.9%	1.0%	0.8%
% of FP17s Relating to Continuations	42	5,642	0.7%	1.3%	1.4%	1.2%
% of Patients satisfied with the dentistry they have received	6	7	N/A	92.1%	93.1%	92.8%
% of Patients satisfied with the time they had to wait for an appointment	6	7	N/A	88.1%	89.5%	88.7%

* This is based on patients treated on this contract for their most recent course of treatment. Figures in italics indicate the base number of FP17s or Patient Questionnaire responses are less than 100. N/A is shown where the base number of responses is less than 10 during the period. % is calculated as Quantity/Base number*100

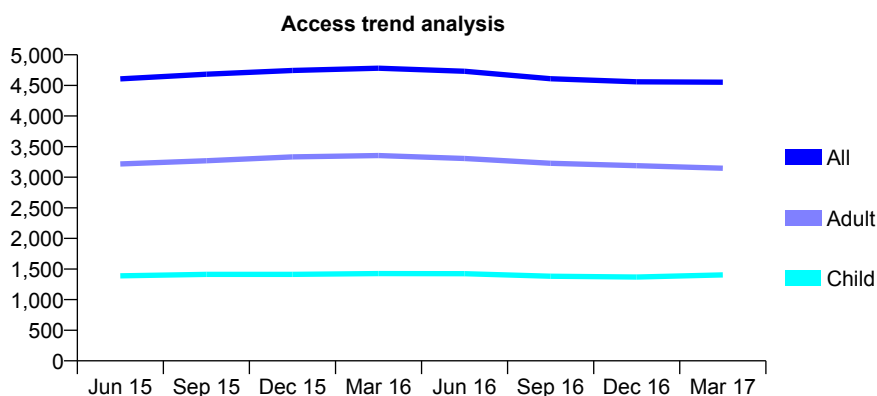
Q46 - Vital Signs At a Glance Contract Report for 920932/0001 - Year end March 2017

Name or company name	MR AM ENTWISTLE
Contract type name	GDS Contract
Purpose of contract	General
Contract start date	01/04/2006
Contract end date	

16/17 Contracted general activity (UDA)	16,128
Carry forward general activity (UDA)	47
16/17 Contracted orthodontic activity (UOA)	0
Carry forward orthodontic activity (UOA)	0
Baseline contract value	£388,427.27

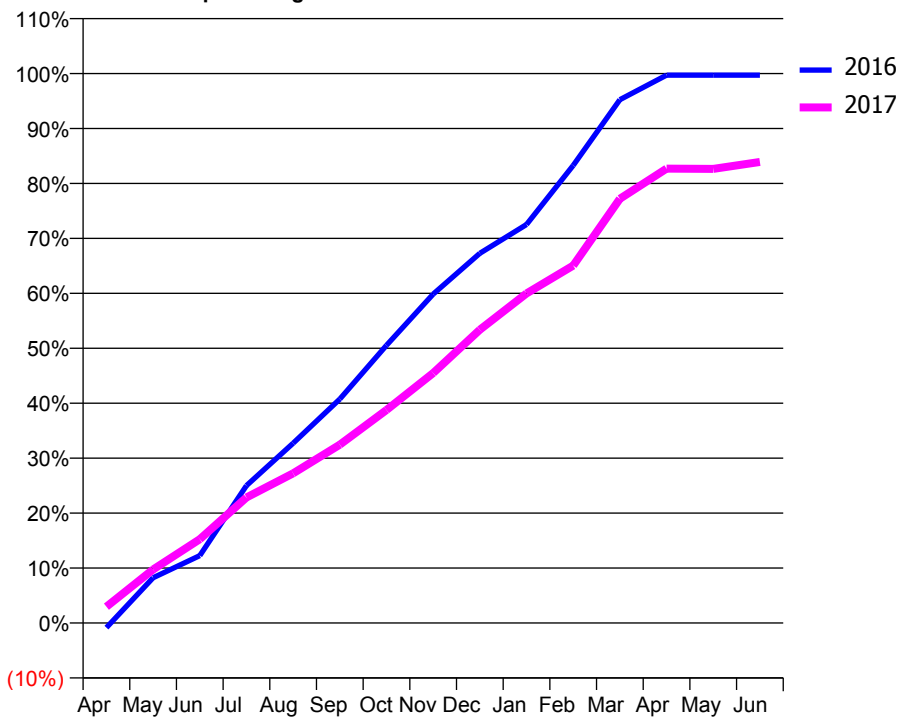
ACCESS*

Patients seen in 24 months	Total	Change since previous quarter
Quarter ending March 2016	4,781	
Quarter ending June 2016	4,730	↓
Quarter ending September 2016	4,610	↓
Quarter ending December 2016	4,558	↓
Quarter ending March 2017	4,553	→
Variance since March 2016	(4.8%)	↓



ACTIVITY

Cumulative percentage of contracted UDA delivered 2016 & 2017



Adjusted Scheduled Activity (UDA)

Month	2016	2017
April	-138	480
May	1,329	1,571
June	1,980	2,460
July	4,032	3,686
August	5,279	4,393
September	6,573	5,234
October	8,150	6,253
November	9,652	7,338
December	10,852	8,609
January	11,696	9,675
February	13,430	10,490
March	15,360	12,450
April	16,081	13,335
May	16,081	13,330
June	16,081	13,530

QUALITY

	Quantity	Base Number	Contract	AT	Region	England
% of FP17s for the same patient ID Re-attending within 3 months - Children	45	1,429	3.1%	12.9%	13.3%	12.3%
% of FP17s for the same patient ID Re-attending within 3 months - Adults	299	3,032	9.9%	17.6%	17.3%	16.7%
% of FP17s for the same patient ID Re-attending between 3 & 9 months - Children	509	1,429	35.6%	56.2%	58.9%	57.6%
% of FP17s for the same patient ID Re-attending between 3 & 9 months - Adults	1,237	3,032	40.8%	49.9%	52.2%	50.1%
% of FP17s for Band 1 Urgent Courses	155	4,505	3.4%	10.4%	9.2%	9.1%
% of FP17s Relating to Free Repair or Replacements	63	4,505	1.4%	0.9%	1.0%	0.8%
% of FP17s Relating to Continuations	62	4,505	1.4%	1.3%	1.4%	1.2%
% of Patients satisfied with the dentistry they have received	6	6	N/A	92.1%	93.1%	92.8%
% of Patients satisfied with the time they had to wait for an appointment	4	6	N/A	88.1%	89.5%	88.7%

* This is based on patients treated on this contract for their most recent course of treatment. Figures in italics indicate the base number of FP17s or Patient Questionnaire responses are less than 100. N/A is shown where the base number of responses is less than 10 during the period. % is calculated as Quantity/Base number*100

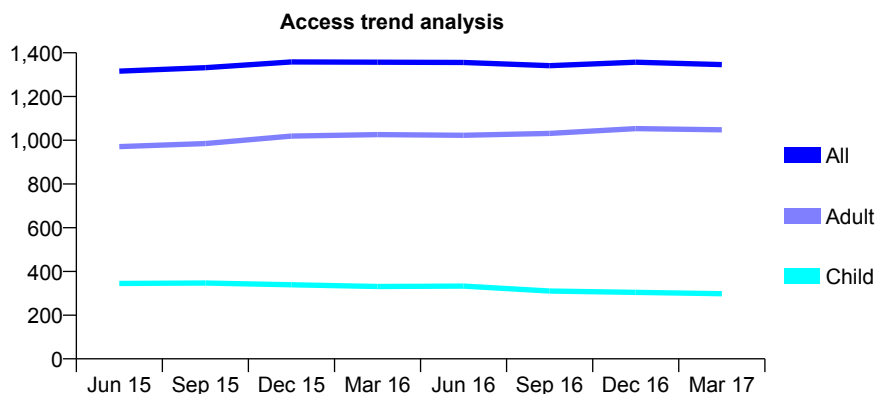
Q46 - Vital Signs At a Glance Contract Report for 921203/0001 - Year end March 2017

Name or company name	MRS KV DISS
Contract type name	GDS Contract
Purpose of contract	General
Contract start date	01/04/2006
Contract end date	

16/17 Contracted general activity (UDA)	3,718
Carry forward general activity (UDA)	0
16/17 Contracted orthodontic activity (UOA)	0
Carry forward orthodontic activity (UOA)	0
Baseline contract value	£90,894.89

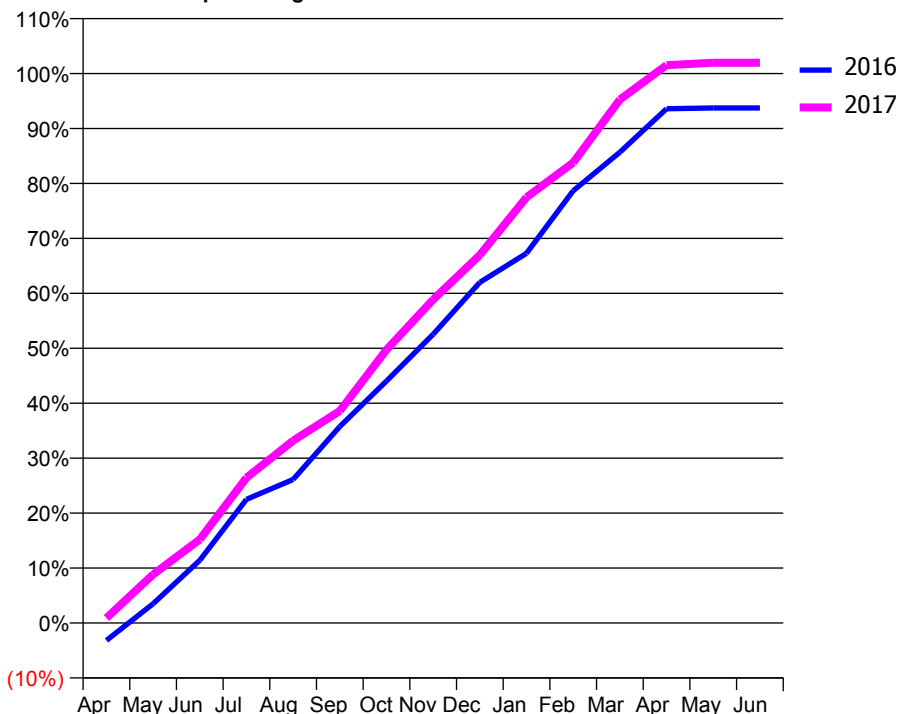
ACCESS*

Patients seen in 24 months	Total	Change since previous quarter
Quarter ending March 2016	1,357	
Quarter ending June 2016	1,356	→
Quarter ending September 2016	1,341	↓
Quarter ending December 2016	1,357	→
Quarter ending March 2017	1,346	→
Variance since March 2016	(0.8%)	→



ACTIVITY

Cumulative percentage of contracted UDA delivered 2016 & 2017



Month	Adjusted Scheduled Activity (UDA)	
	2016	2017
April	-119	33
May	130	329
June	424	565
July	837	983
August	971	1,233
September	1,329	1,435
October	1,637	1,849
November	1,954	2,188
December	2,304	2,490
January	2,501	2,881
February	2,924	3,115
March	3,186	3,541
April	3,480	3,775
May	3,485	3,791
June	3,485	3,791

QUALITY

	Quantity	Base Number	Contract	AT	Region	England
% of FP17s for the same patient ID Re-attending within 3 months - Children	35	511	6.8%	12.9%	13.3%	12.3%
% of FP17s for the same patient ID Re-attending within 3 months - Adults	334	1,832	18.2%	17.6%	17.3%	16.7%
% of FP17s for the same patient ID Re-attending between 3 & 9 months - Children	347	511	67.9%	56.2%	58.9%	57.6%
% of FP17s for the same patient ID Re-attending between 3 & 9 months - Adults	1,136	1,832	62.0%	49.9%	52.2%	50.1%
% of FP17s for Band 1 Urgent Courses	192	2,319	8.3%	10.4%	9.2%	9.1%
% of FP17s Relating to Free Repair or Replacements	46	2,319	2.0%	0.9%	1.0%	0.8%
% of FP17s Relating to Continuations	26	2,319	1.1%	1.3%	1.4%	1.2%
% of Patients satisfied with the dentistry they have received	9	9	N/A	92.1%	93.1%	92.8%
% of Patients satisfied with the time they had to wait for an appointment	9	9	N/A	88.1%	89.5%	88.7%

* This is based on patients treated on this contract for their most recent course of treatment. Figures in italics indicate the base number of FP17s or Patient Questionnaire responses are less than 100. N/A is shown where the base number of responses is less than 10 during the period. % is calculated as Quantity/Base number*100

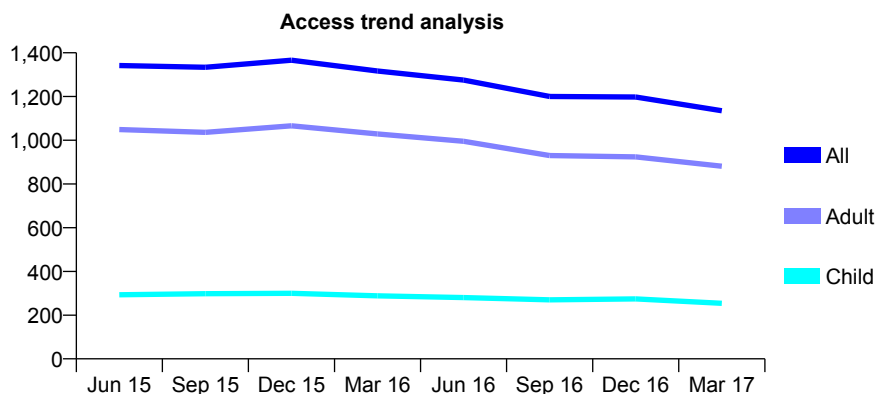
Q46 - Vital Signs At a Glance Contract Report for 927066/0001 - Year end March 2017

Name or company name	MR K SEDEHIZADEH
Contract type name	GDS Contract
Purpose of contract	General
Contract start date	01/04/2006
Contract end date	

16/17 Contracted general activity (UDA)	4,078
Carry forward general activity (UDA)	32
16/17 Contracted orthodontic activity (UOA)	0
Carry forward orthodontic activity (UOA)	0
Baseline contract value	£127,891.77

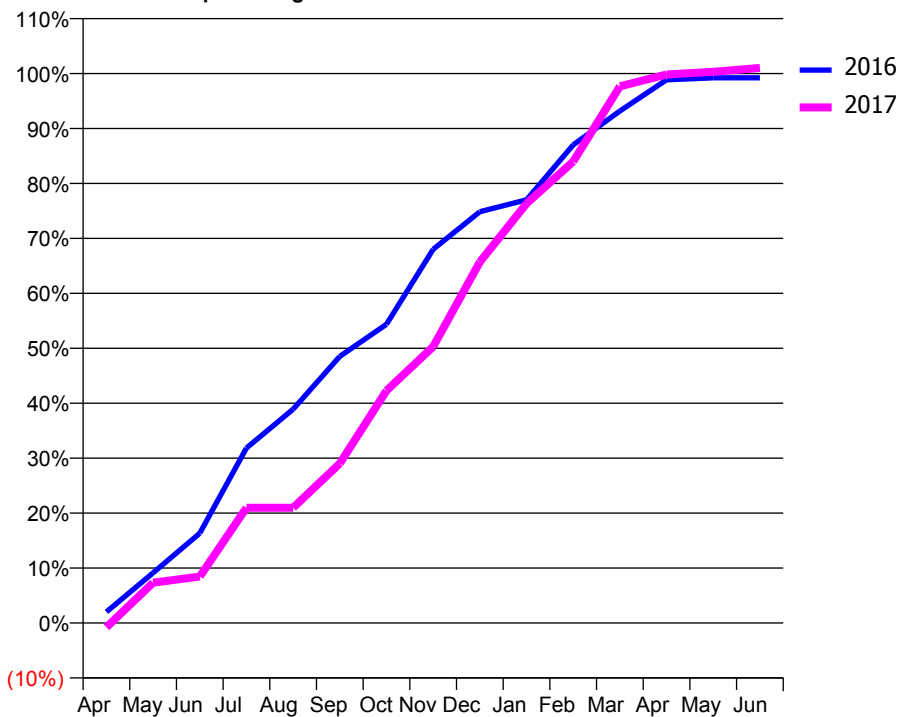
ACCESS*

Patients seen in 24 months	Total	Change since previous quarter
Quarter ending March 2016	1,317	
Quarter ending June 2016	1,275	↓
Quarter ending September 2016	1,200	↓
Quarter ending December 2016	1,198	→
Quarter ending March 2017	1,135	↓
Variance since March 2016	(13.8%)	↓



ACTIVITY

Cumulative percentage of contracted UDA delivered 2016 & 2017



Adjusted Scheduled Activity (UDA)

Month	2016	2017
April	83	-32
May	373	299
June	666	345
July	1,299	856
August	1,587	856
September	1,979	1,184
October	2,217	1,724
November	2,774	2,051
December	3,053	2,680
January	3,140	3,113
February	3,548	3,425
March	3,800	3,983
April	4,032	4,071
May	4,046	4,091
June	4,046	4,120

QUALITY

	Quantity	Base Number	Contract	AT	Region	England
% of FP17s for the same patient ID Re-attending within 3 months - Children	20	311	6.4%	12.9%	13.3%	12.3%
% of FP17s for the same patient ID Re-attending within 3 months - Adults	211	1,095	19.3%	17.6%	17.3%	16.7%
% of FP17s for the same patient ID Re-attending between 3 & 9 months - Children	150	311	48.2%	56.2%	58.9%	57.6%
% of FP17s for the same patient ID Re-attending between 3 & 9 months - Adults	327	1,095	29.9%	49.9%	52.2%	50.1%
% of FP17s for Band 1 Urgent Courses	213	1,359	15.7%	10.4%	9.2%	9.1%
% of FP17s Relating to Free Repair or Replacements	8	1,359	0.6%	0.9%	1.0%	0.8%
% of FP17s Relating to Continuations	30	1,359	2.2%	1.3%	1.4%	1.2%
% of Patients satisfied with the dentistry they have received	2	2	N/A	92.1%	93.1%	92.8%
% of Patients satisfied with the time they had to wait for an appointment	2	2	N/A	88.1%	89.5%	88.7%

* This is based on patients treated on this contract for their most recent course of treatment. Figures in italics indicate the base number of FP17s or Patient Questionnaire responses are less than 100. N/A is shown where the base number of responses is less than 10 during the period. % is calculated as Quantity/Base number*100

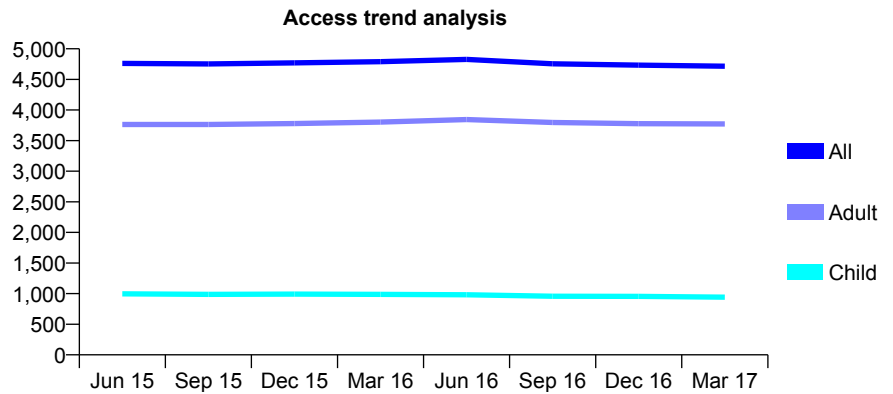
Q46 - Vital Signs At a Glance Contract Report for 931594/0001 - Year end March 2017

Name or company name	MISS SL WATSON
Contract type name	GDS Contract
Purpose of contract	General
Contract start date	01/04/2006
Contract end date	

16/17 Contracted general activity (UDA)	14,492
Carry forward general activity (UDA)	111
16/17 Contracted orthodontic activity (UOA)	0
Carry forward orthodontic activity (UOA)	0
Baseline contract value	£339,071.43

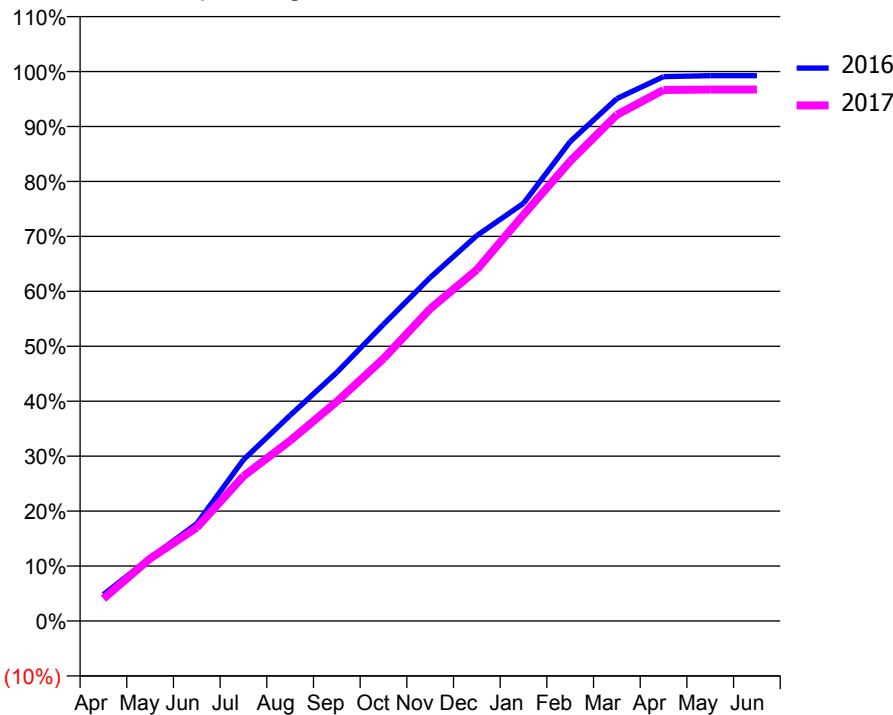
ACCESS*

Patients seen in 24 months	Total	Change since previous quarter
Quarter ending March 2016	4,789	
Quarter ending June 2016	4,826	→
Quarter ending September 2016	4,755	↓
Quarter ending December 2016	4,733	→
Quarter ending March 2017	4,715	→
Variance since March 2016	(1.5%)	↓



ACTIVITY

Cumulative percentage of contracted UDA delivered 2016 & 2017



Month	Adjusted Scheduled Activity (UDA)	
	2016	2017
April	698	588
May	1,660	1,647
June	2,570	2,464
July	4,252	3,821
August	5,425	4,755
September	6,558	5,785
October	7,823	6,920
November	9,058	8,233
December	10,165	9,265
January	11,017	10,714
February	12,644	12,127
March	13,775	13,351
April	14,357	14,005
May	14,381	14,018
June	14,381	14,018

QUALITY

	Quantity	Base Number	Contract	AT	Region	England
% of FP17s for the same patient ID Re-attending within 3 months - Children	110	1,416	7.8%	12.9%	13.3%	12.3%
% of FP17s for the same patient ID Re-attending within 3 months - Adults	1,236	5,779	21.4%	17.6%	17.3%	16.7%
% of FP17s for the same patient ID Re-attending between 3 & 9 months - Children	959	1,416	67.7%	56.2%	58.9%	57.6%
% of FP17s for the same patient ID Re-attending between 3 & 9 months - Adults	3,067	5,779	53.1%	49.9%	52.2%	50.1%
% of FP17s for Band 1 Urgent Courses	826	7,129	11.6%	10.4%	9.2%	9.1%
% of FP17s Relating to Free Repair or Replacements	105	7,129	1.5%	0.9%	1.0%	0.8%
% of FP17s Relating to Continuations	221	7,129	3.1%	1.3%	1.4%	1.2%
% of Patients satisfied with the dentistry they have received	6	6	N/A	92.1%	93.1%	92.8%
% of Patients satisfied with the time they had to wait for an appointment	5	6	N/A	88.1%	89.5%	88.7%

* This is based on patients treated on this contract for their most recent course of treatment. Figures in italics indicate the base number of FP17s or Patient Questionnaire responses are less than 100. N/A is shown where the base number of responses is less than 10 during the period. % is calculated as Quantity/Base number*100

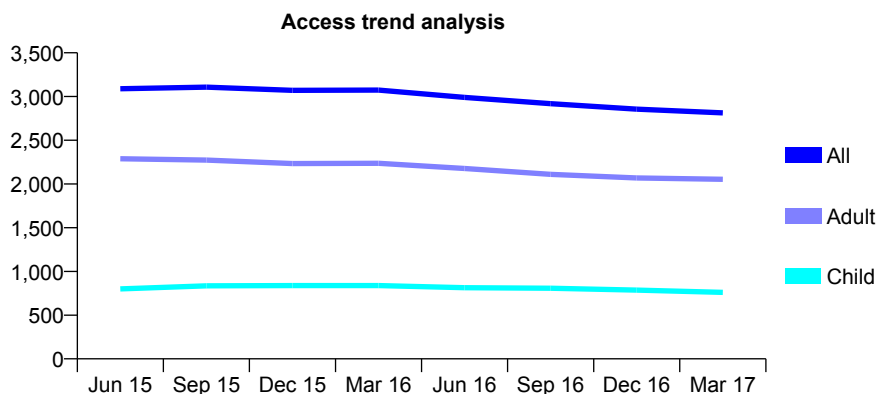
Q46 - Vital Signs At a Glance Contract Report for 932841/0001 - Year end March 2017

Name or company name	MR HR HABIBI
Contract type name	GDS Contract
Purpose of contract	General
Contract start date	01/04/2006
Contract end date	

16/17 Contracted general activity (UDA)	9,416
Carry forward general activity (UDA)	-188
16/17 Contracted orthodontic activity (UOA)	0
Carry forward orthodontic activity (UOA)	0
Baseline contract value	£303,419.51

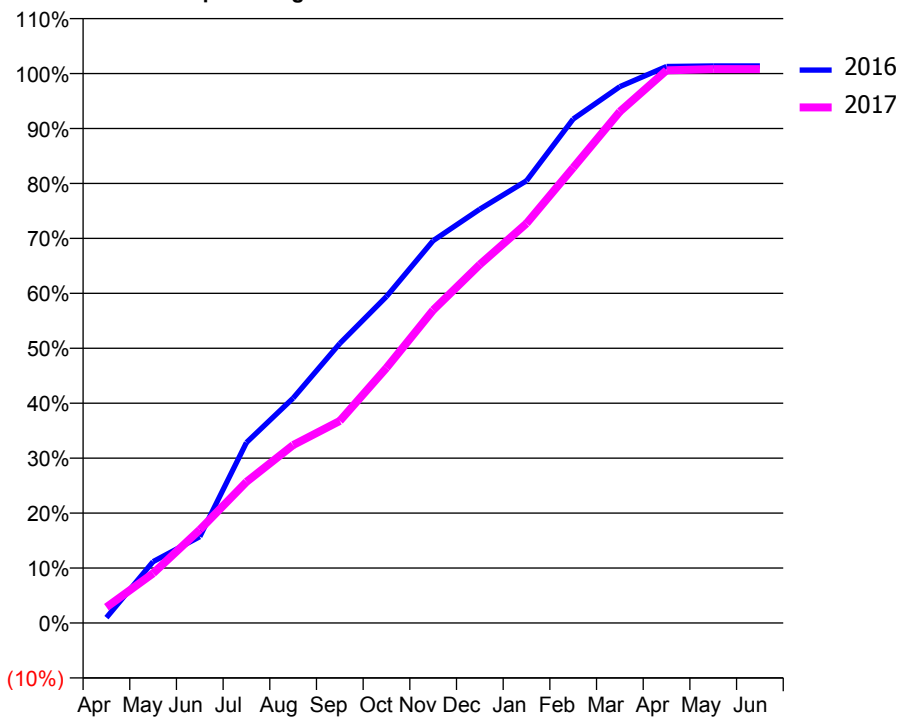
ACCESS*

Patients seen in 24 months	Total	Change since previous quarter
Quarter ending March 2016	3,074	
Quarter ending June 2016	2,990	↓
Quarter ending September 2016	2,918	↓
Quarter ending December 2016	2,855	↓
Quarter ending March 2017	2,813	↓
Variance since March 2016	(8.5%)	↓



ACTIVITY

Cumulative percentage of contracted UDA delivered 2016 & 2017



Adjusted Scheduled Activity (UDA)

Month	2016	2017
April	91	272
May	1,052	850
June	1,480	1,599
July	3,093	2,418
August	3,854	3,049
September	4,790	3,464
October	5,595	4,372
November	6,553	5,361
December	7,091	6,143
January	7,577	6,847
February	8,637	7,802
March	9,192	8,765
April	9,536	9,471
May	9,546	9,492
June	9,546	9,492

QUALITY

	Quantity	Base Number	Contract	AT	Region	England
% of FP17s for the same patient ID Re-attending within 3 months - Children	172	1,070	16.1%	12.9%	13.3%	12.3%
% of FP17s for the same patient ID Re-attending within 3 months - Adults	643	2,944	21.8%	17.6%	17.3%	16.7%
% of FP17s for the same patient ID Re-attending between 3 & 9 months - Children	517	1,070	48.3%	56.2%	58.9%	57.6%
% of FP17s for the same patient ID Re-attending between 3 & 9 months - Adults	1,465	2,944	49.8%	49.9%	52.2%	50.1%
% of FP17s for Band 1 Urgent Courses	460	4,132	11.1%	10.4%	9.2%	9.1%
% of FP17s Relating to Free Repair or Replacements	50	4,132	1.2%	0.9%	1.0%	0.8%
% of FP17s Relating to Continuations	116	4,132	2.8%	1.3%	1.4%	1.2%
% of Patients satisfied with the dentistry they have received	3	3	N/A	92.1%	93.1%	92.8%
% of Patients satisfied with the time they had to wait for an appointment	3	3	N/A	88.1%	89.5%	88.7%

* This is based on patients treated on this contract for their most recent course of treatment. Figures in italics indicate the base number of FP17s or Patient Questionnaire responses are less than 100. N/A is shown where the base number of responses is less than 10 during the period. % is calculated as Quantity/Base number*100

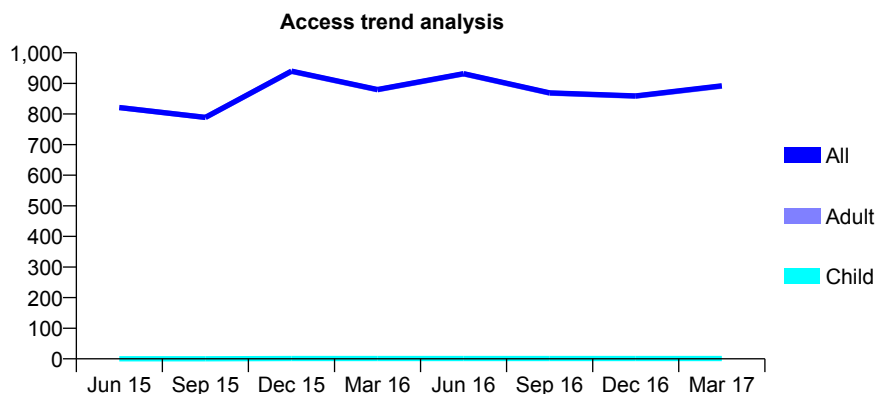
Q46 - Vital Signs At a Glance Contract Report for 935581/0001 - Year end March 2017

Name or company name	MR MH AL-SHARKAWI
Contract type name	GDS Contract
Purpose of contract	General
Contract start date	01/04/2006
Contract end date	

16/17 Contracted general activity (UDA)	2,987
Carry forward general activity (UDA)	45
16/17 Contracted orthodontic activity (UOA)	0
Carry forward orthodontic activity (UOA)	0
Baseline contract value	£98,254.93

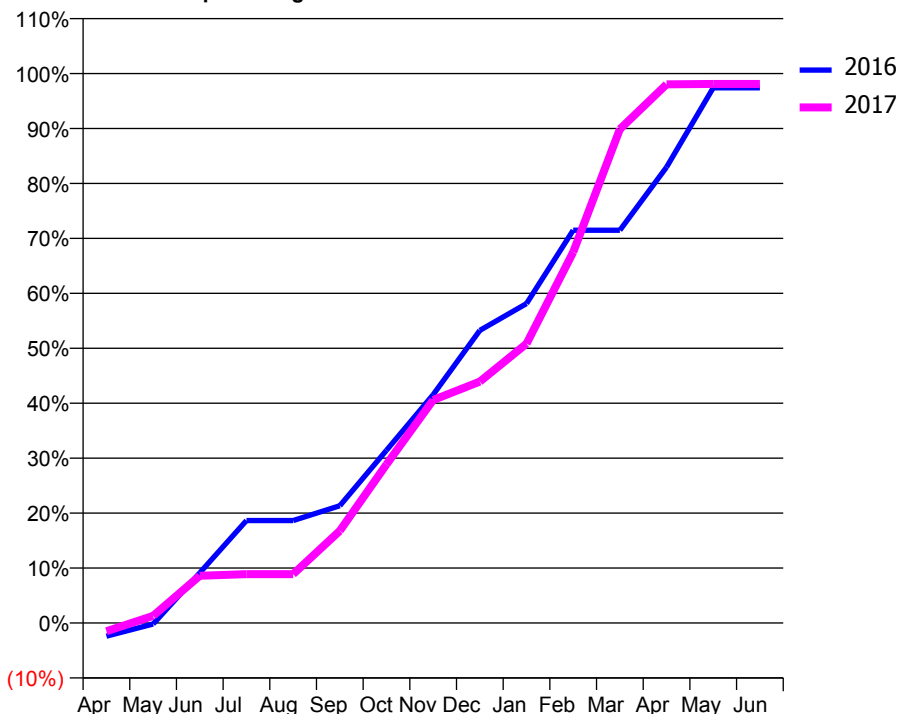
ACCESS*

Patients seen in 24 months	Total	Change since previous quarter
Quarter ending March 2016	880	
Quarter ending June 2016	932	↑
Quarter ending September 2016	869	↓
Quarter ending December 2016	859	↓
Quarter ending March 2017	892	↑
Variance since March 2016	1.4%	→



ACTIVITY

Cumulative percentage of contracted UDA delivered 2016 & 2017



Month	Adjusted Scheduled Activity (UDA)	
	2016	2017
April	-72	-45
May	-6	39
June	273	257
July	557	266
August	557	266
September	638	501
October	939	862
November	1,241	1,213
December	1,591	1,312
January	1,737	1,518
February	2,135	2,016
March	2,135	2,684
April	2,478	2,928
May	2,909	2,930
June	2,909	2,930

QUALITY

	Quantity	Base Number	Contract	AT	Region	England
% of FP17s for the same patient ID Re-attending within 3 months - Children	0	0	N/A	12.9%	13.3%	12.3%
% of FP17s for the same patient ID Re-attending within 3 months - Adults	42	641	6.6%	17.6%	17.3%	16.7%
% of FP17s for the same patient ID Re-attending between 3 & 9 months - Children	0	0	N/A	56.2%	58.9%	57.6%
% of FP17s for the same patient ID Re-attending between 3 & 9 months - Adults	34	641	5.3%	49.9%	52.2%	50.1%
% of FP17s for Band 1 Urgent Courses	56	574	9.8%	10.4%	9.2%	9.1%
% of FP17s Relating to Free Repair or Replacements	0	574	0.0%	0.9%	1.0%	0.8%
% of FP17s Relating to Continuations	0	574	0.0%	1.3%	1.4%	1.2%
% of Patients satisfied with the dentistry they have received	2	2	N/A	92.1%	93.1%	92.8%
% of Patients satisfied with the time they had to wait for an appointment	2	2	N/A	88.1%	89.5%	88.7%

* This is based on patients treated on this contract for their most recent course of treatment. Figures in italics indicate the base number of FP17s or Patient Questionnaire responses are less than 100. N/A is shown where the base number of responses is less than 10 during the period. % is calculated as Quantity/Base number*100

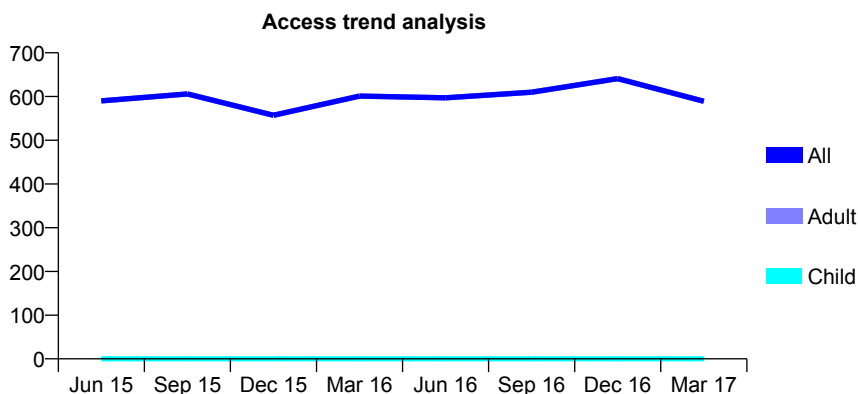
Q46 - Vital Signs At a Glance Contract Report for 935581/0004 - Year end March 2017

Name or company name	MR MH AL-SHARKAWI
Contract type name	GDS Contract
Purpose of contract	General
Contract start date	01/05/2010
Contract end date	

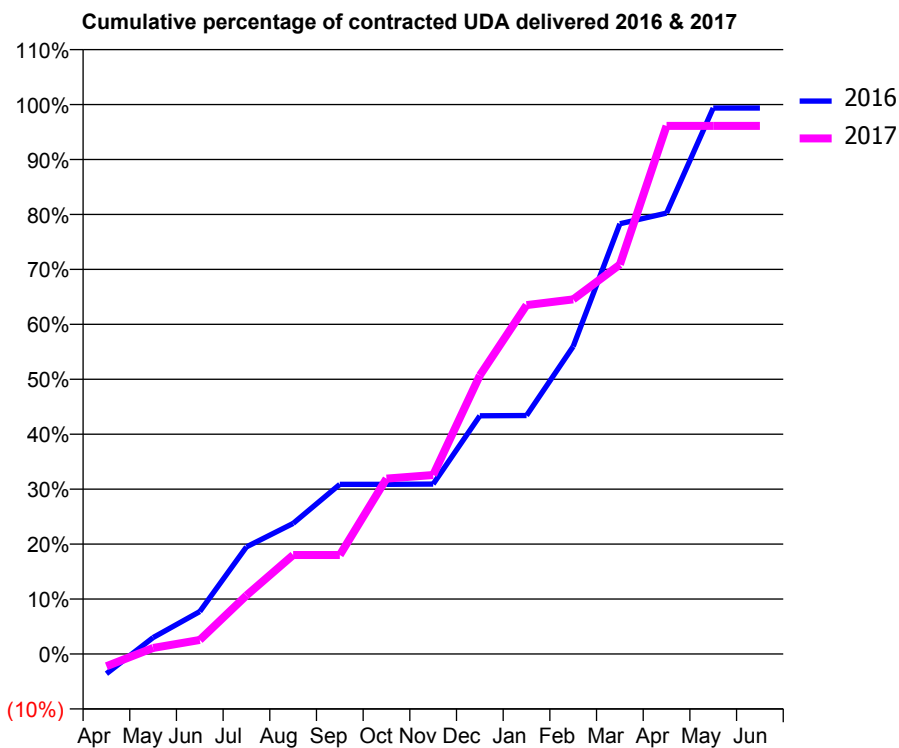
16/17 Contracted general activity (UDA)	2,000
Carry forward general activity (UDA)	45
16/17 Contracted orthodontic activity (UOA)	0
Carry forward orthodontic activity (UOA)	0
Baseline contract value	£53,813.46

ACCESS*

Patients seen in 24 months	Total	Change since previous quarter
Quarter ending March 2016	601	
Quarter ending June 2016	597	→
Quarter ending September 2016	610	↑
Quarter ending December 2016	641	↑
Quarter ending March 2017	589	↓
Variance since March 2016	(2.0%)	↓



ACTIVITY



Month	Adjusted Scheduled Activity (UDA)	
	2016	2017
April	-72	-45
May	60	22
June	155	51
July	390	213
August	475	360
September	618	360
October	618	639
November	619	652
December	867	1,014
January	868	1,270
February	1,120	1,291
March	1,566	1,417
April	1,605	1,922
May	1,987	1,922
June	1,987	1,922

QUALITY

	Quantity	Base Number	Contract	AT	Region	England
% of FP17s for the same patient ID Re-attending within 3 months - Children	0	0	N/A	12.9%	13.3%	12.3%
% of FP17s for the same patient ID Re-attending within 3 months - Adults	21	410	5.1%	17.6%	17.3%	16.7%
% of FP17s for the same patient ID Re-attending between 3 & 9 months - Children	0	0	N/A	56.2%	58.9%	57.6%
% of FP17s for the same patient ID Re-attending between 3 & 9 months - Adults	24	410	5.9%	49.9%	52.2%	50.1%
% of FP17s for Band 1 Urgent Courses	36	421	8.6%	10.4%	9.2%	9.1%
% of FP17s Relating to Free Repair or Replacements	0	421	0.0%	0.9%	1.0%	0.8%
% of FP17s Relating to Continuations	0	421	0.0%	1.3%	1.4%	1.2%
% of Patients satisfied with the dentistry they have received	1	1	N/A	92.1%	93.1%	92.8%
% of Patients satisfied with the time they had to wait for an appointment	1	1	N/A	88.1%	89.5%	88.7%

* This is based on patients treated on this contract for their most recent course of treatment. Figures in italics indicate the base number of FP17s or Patient Questionnaire responses are less than 100. N/A is shown where the base number of responses is less than 10 during the period. % is calculated as Quantity/Base number*100

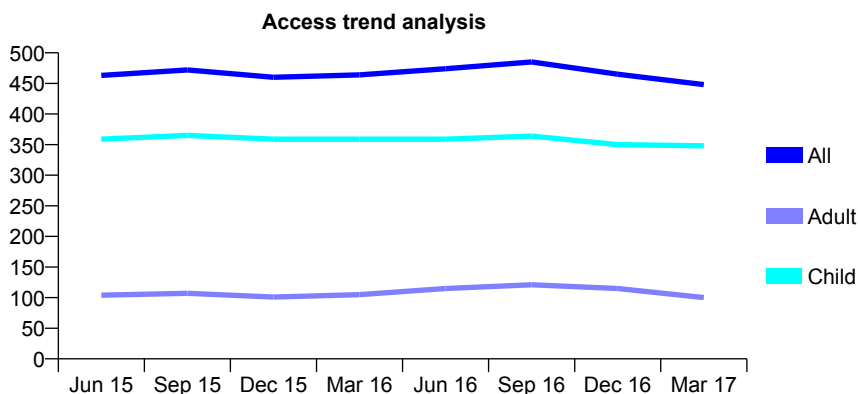
Q46 - Vital Signs At a Glance Contract Report for 951366/0001 - Year end March 2017

Name or company name	MR T IDREES
Contract type name	GDS Contract
Purpose of contract	General
Contract start date	01/10/2009
Contract end date	

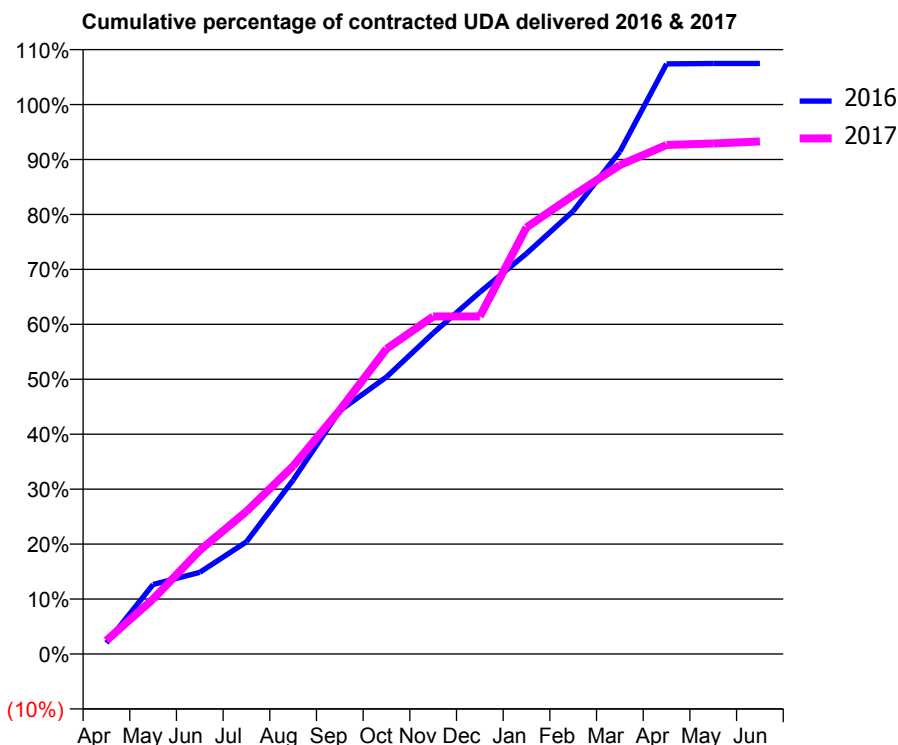
16/17 Contracted general activity (UDA)	1,140
Carry forward general activity (UDA)	-23
16/17 Contracted orthodontic activity (UOA)	0
Carry forward orthodontic activity (UOA)	0
Baseline contract value	£28,120.70

ACCESS*

Patients seen in 24 months	Total	Change since previous quarter
Quarter ending March 2016	464	
Quarter ending June 2016	474	↑
Quarter ending September 2016	485	↑
Quarter ending December 2016	465	↓
Quarter ending March 2017	448	↓
Variance since March 2016	(3.4%)	↓



ACTIVITY



Month	Adjusted Scheduled Activity (UDA)	
	2016	2017
April	23	28
May	144	114
June	169	215
July	233	296
August	361	390
September	505	506
October	575	633
November	666	700
December	751	700
January	831	885
February	919	951
March	1,042	1,014
April	1,224	1,056
May	1,225	1,059
June	1,225	1,063

QUALITY

	Quantity	Base Number	Contract	AT	Region	England
% of FP17s for the same patient ID Re-attending within 3 months - Children	29	557	5.2%	12.9%	13.3%	12.3%
% of FP17s for the same patient ID Re-attending within 3 months - Adults	0	67	0.0%	17.6%	17.3%	16.7%
% of FP17s for the same patient ID Re-attending between 3 & 9 months - Children	391	557	70.2%	56.2%	58.9%	57.6%
% of FP17s for the same patient ID Re-attending between 3 & 9 months - Adults	42	67	62.7%	49.9%	52.2%	50.1%
% of FP17s for Band 1 Urgent Courses	1	577	0.2%	10.4%	9.2%	9.1%
% of FP17s Relating to Free Repair or Replacements	0	577	0.0%	0.9%	1.0%	0.8%
% of FP17s Relating to Continuations	0	577	0.0%	1.3%	1.4%	1.2%
% of Patients satisfied with the dentistry they have received	0	0	N/A	92.1%	93.1%	92.8%
% of Patients satisfied with the time they had to wait for an appointment	0	0	N/A	88.1%	89.5%	88.7%

* This is based on patients treated on this contract for their most recent course of treatment. Figures in italics indicate the base number of FP17s or Patient Questionnaire responses are less than 100. N/A is shown where the base number of responses is less than 10 during the period. % is calculated as Quantity/Base number*100

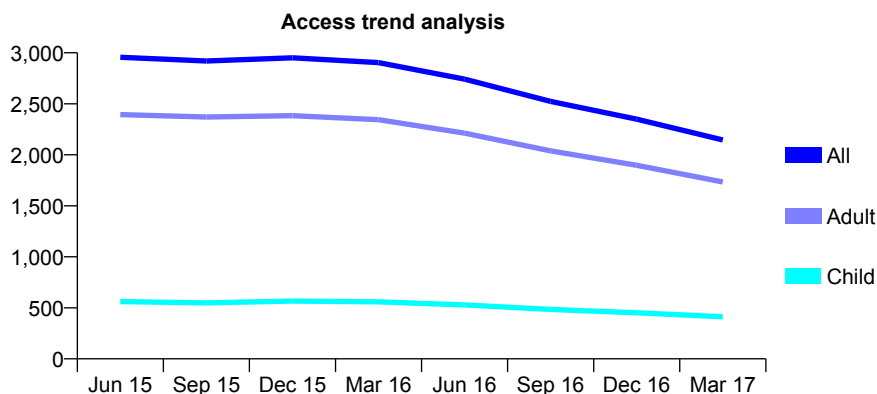
Q46 - Vital Signs At a Glance Contract Report for 951404/0001 - Year end March 2017

Name or company name	MR L KNIGHT
Contract type name	GDS Contract
Purpose of contract	General
Contract start date	01/04/2006
Contract end date	

16/17 Contracted general activity (UDA)	7,792
Carry forward general activity (UDA)	0
16/17 Contracted orthodontic activity (UOA)	0
Carry forward orthodontic activity (UOA)	0
Baseline contract value	£188,602.27

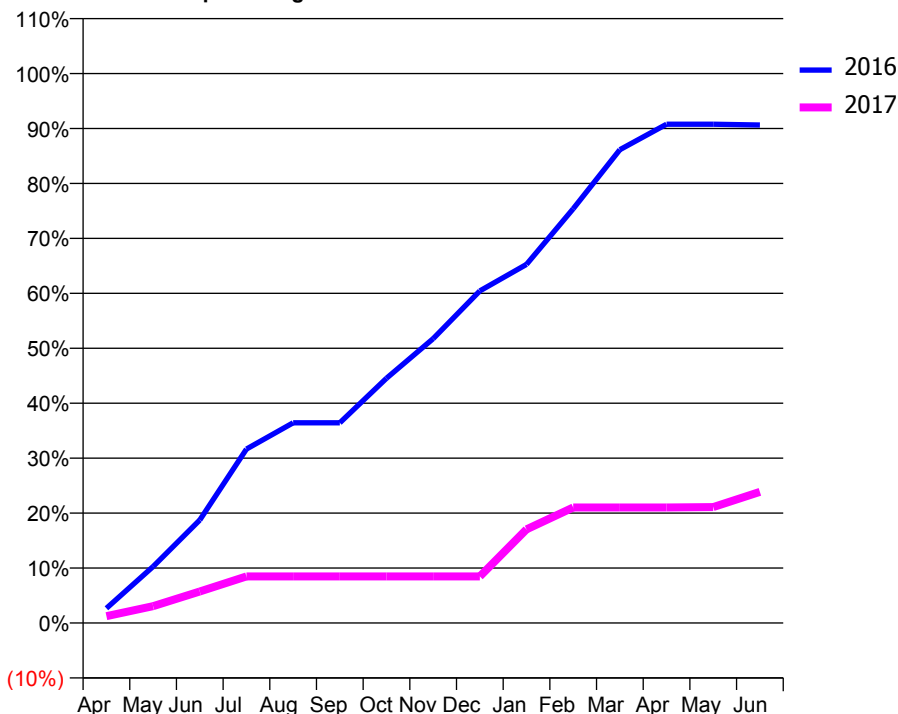
ACCESS*

Patients seen in 24 months	Total	Change since previous quarter
Quarter ending March 2016	2,904	
Quarter ending June 2016	2,742	↓
Quarter ending September 2016	2,523	↓
Quarter ending December 2016	2,350	↓
Quarter ending March 2017	2,146	↓
Variance since March 2016	(26.1%)	↓



ACTIVITY

Cumulative percentage of contracted UDA delivered 2016 & 2017



Adjusted Scheduled Activity (UDA)

Month	2016	2017
April	209	97
May	800	238
June	1,461	446
July	2,466	661
August	2,840	661
September	2,840	661
October	3,471	661
November	4,033	661
December	4,710	661
January	5,086	1,329
February	5,874	1,639
March	6,711	1,639
April	7,072	1,639
May	7,072	1,644
June	7,062	1,860

QUALITY

	Quantity	Base Number	Contract	AT	Region	England
% of FP17s for the same patient ID Re-attending within 3 months - Children	12	185	6.5%	12.9%	13.3%	12.3%
% of FP17s for the same patient ID Re-attending within 3 months - Adults	73	773	9.4%	17.6%	17.3%	16.7%
% of FP17s for the same patient ID Re-attending between 3 & 9 months - Children	70	185	37.8%	56.2%	58.9%	57.6%
% of FP17s for the same patient ID Re-attending between 3 & 9 months - Adults	283	773	36.6%	49.9%	52.2%	50.1%
% of FP17s for Band 1 Urgent Courses	121	903	13.4%	10.4%	9.2%	9.1%
% of FP17s Relating to Free Repair or Replacements	8	903	0.9%	0.9%	1.0%	0.8%
% of FP17s Relating to Continuations	0	903	0.0%	1.3%	1.4%	1.2%
% of Patients satisfied with the dentistry they have received	2	2	N/A	92.1%	93.1%	92.8%
% of Patients satisfied with the time they had to wait for an appointment	2	2	N/A	88.1%	89.5%	88.7%

* This is based on patients treated on this contract for their most recent course of treatment. Figures in italics indicate the base number of FP17s or Patient Questionnaire responses are less than 100. N/A is shown where the base number of responses is less than 10 during the period. % is calculated as Quantity/Base number*100

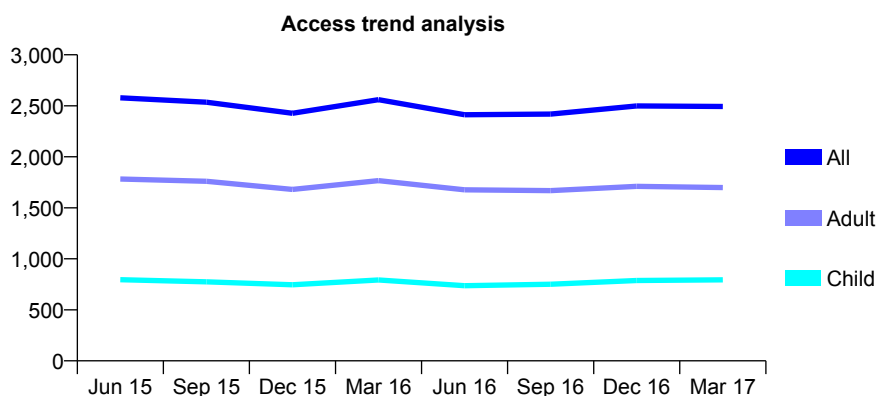
Q46 - Vital Signs At a Glance Contract Report for 959588/0001 - Year end March 2017

Name or company name	MR A KHAN
Contract type name	GDS Contract
Purpose of contract	General
Contract start date	01/04/2006
Contract end date	

16/17 Contracted general activity (UDA)	7,081
Carry forward general activity (UDA)	-85
16/17 Contracted orthodontic activity (UOA)	0
Carry forward orthodontic activity (UOA)	0
Baseline contract value	£208,937.33

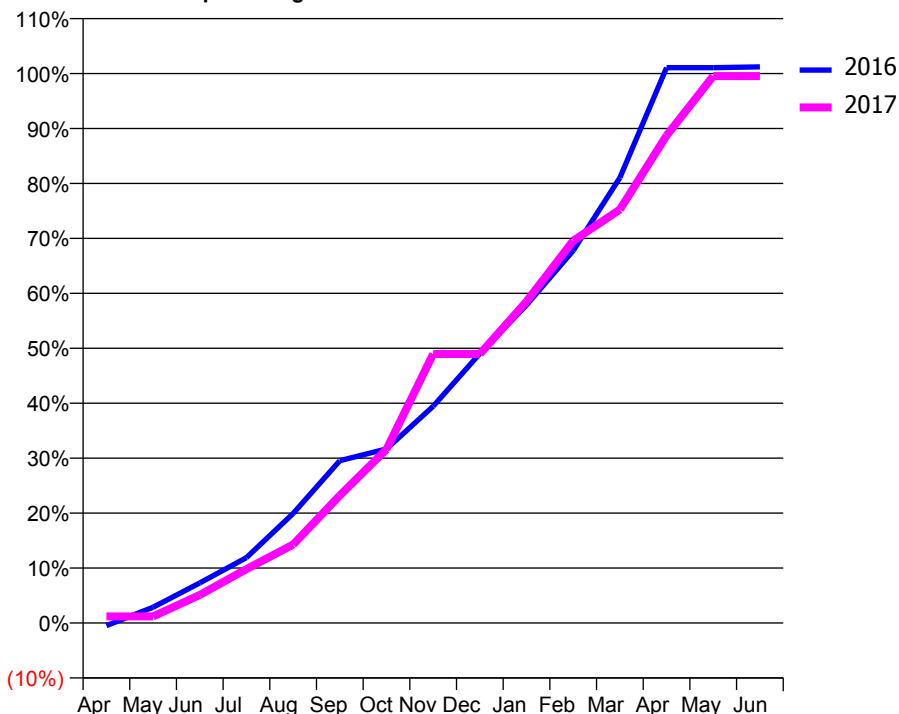
ACCESS*

Patients seen in 24 months	Total	Change since previous quarter
Quarter ending March 2016	2,560	
Quarter ending June 2016	2,413	↓
Quarter ending September 2016	2,419	→
Quarter ending December 2016	2,499	↑
Quarter ending March 2017	2,493	→
Variance since March 2016	(2.6%)	↓



ACTIVITY

Cumulative percentage of contracted UDA delivered 2016 & 2017



Month	Adjusted Scheduled Activity (UDA)	
	2016	2017
April	-36	85
May	204	85
June	517	361
July	842	694
August	1,412	1,010
September	2,092	1,644
October	2,244	2,238
November	2,793	3,467
December	3,472	3,467
January	4,098	4,145
February	4,798	4,926
March	5,738	5,328
April	7,156	6,281
May	7,156	7,047
June	7,166	7,047

QUALITY

	Quantity	Base Number	Contract	AT	Region	England
% of FP17s for the same patient ID Re-attending within 3 months - Children	168	1,091	15.4%	12.9%	13.3%	12.3%
% of FP17s for the same patient ID Re-attending within 3 months - Adults	286	1,958	14.6%	17.6%	17.3%	16.7%
% of FP17s for the same patient ID Re-attending between 3 & 9 months - Children	472	1,091	43.3%	56.2%	58.9%	57.6%
% of FP17s for the same patient ID Re-attending between 3 & 9 months - Adults	710	1,958	36.3%	49.9%	52.2%	50.1%
% of FP17s for Band 1 Urgent Courses	261	3,221	8.1%	10.4%	9.2%	9.1%
% of FP17s Relating to Free Repair or Replacements	50	3,221	1.6%	0.9%	1.0%	0.8%
% of FP17s Relating to Continuations	10	3,221	0.3%	1.3%	1.4%	1.2%
% of Patients satisfied with the dentistry they have received	5	5	N/A	92.1%	93.1%	92.8%
% of Patients satisfied with the time they had to wait for an appointment	4	5	N/A	88.1%	89.5%	88.7%

* This is based on patients treated on this contract for their most recent course of treatment. Figures in italics indicate the base number of FP17s or Patient Questionnaire responses are less than 100. N/A is shown where the base number of responses is less than 10 during the period. % is calculated as Quantity/Base number*100

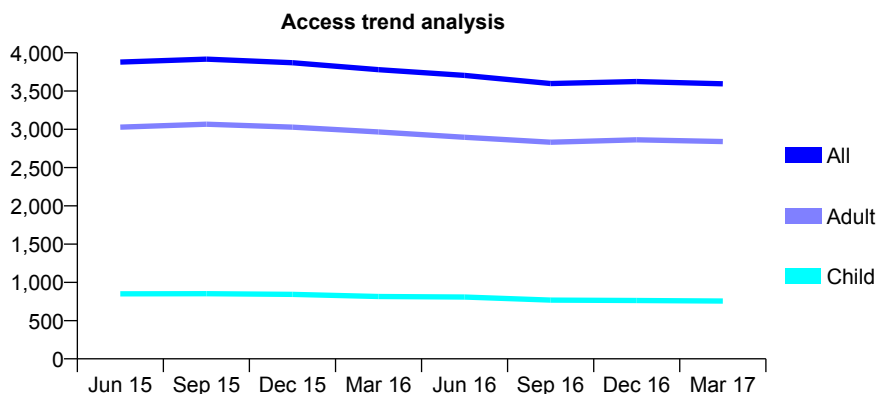
Q46 - Vital Signs At a Glance Contract Report for 959782/0003 - Year end March 2017

Name or company name	MR J MUSA
Contract type name	GDS Contract
Purpose of contract	General
Contract start date	01/09/2013
Contract end date	

16/17 Contracted general activity (UDA)	14,431
Carry forward general activity (UDA)	-150
16/17 Contracted orthodontic activity (UOA)	0
Carry forward orthodontic activity (UOA)	0
Baseline contract value	£384,714.35

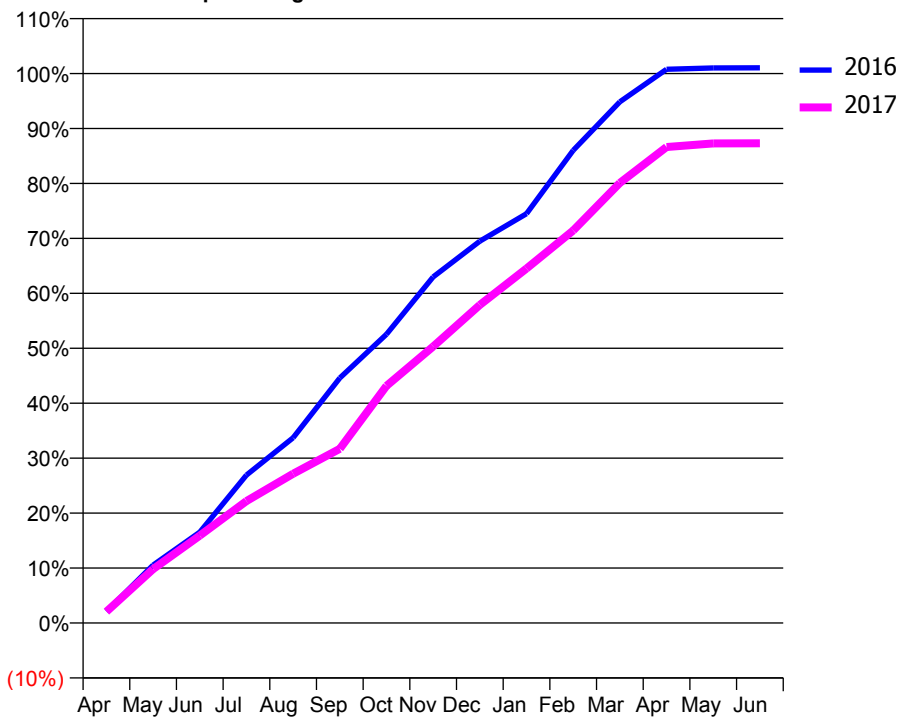
ACCESS*

Patients seen in 24 months	Total	Change since previous quarter
Quarter ending March 2016	3,780	
Quarter ending June 2016	3,704	↓
Quarter ending September 2016	3,599	↓
Quarter ending December 2016	3,624	→
Quarter ending March 2017	3,595	→
Variance since March 2016	(4.9%)	↓



ACTIVITY

Cumulative percentage of contracted UDA delivered 2016 & 2017



Month	Adjusted Scheduled Activity (UDA)	
	2016	2017
April	307	298
May	1,523	1,418
June	2,387	2,297
July	3,887	3,204
August	4,865	3,919
September	6,434	4,576
October	7,584	6,230
November	9,088	7,263
December	10,028	8,352
January	10,748	9,311
February	12,414	10,308
March	13,688	11,558
April	14,543	12,501
May	14,578	12,596
June	14,581	12,599

QUALITY

	Quantity	Base Number	Contract	AT	Region	England
% of FP17s for the same patient ID Re-attending within 3 months - Children	107	1,117	9.6%	12.9%	13.3%	12.3%
% of FP17s for the same patient ID Re-attending within 3 months - Adults	897	4,391	20.4%	17.6%	17.3%	16.7%
% of FP17s for the same patient ID Re-attending between 3 & 9 months - Children	680	1,117	60.9%	56.2%	58.9%	57.6%
% of FP17s for the same patient ID Re-attending between 3 & 9 months - Adults	2,467	4,391	56.2%	49.9%	52.2%	50.1%
% of FP17s for Band 1 Urgent Courses	388	5,459	7.1%	10.4%	9.2%	9.1%
% of FP17s Relating to Free Repair or Replacements	168	5,459	3.1%	0.9%	1.0%	0.8%
% of FP17s Relating to Continuations	70	5,459	1.3%	1.3%	1.4%	1.2%
% of Patients satisfied with the dentistry they have received	2	3	N/A	92.1%	93.1%	92.8%
% of Patients satisfied with the time they had to wait for an appointment	3	3	N/A	88.1%	89.5%	88.7%

* This is based on patients treated on this contract for their most recent course of treatment. Figures in italics indicate the base number of FP17s or Patient Questionnaire responses are less than 100. N/A is shown where the base number of responses is less than 10 during the period. % is calculated as Quantity/Base number*100

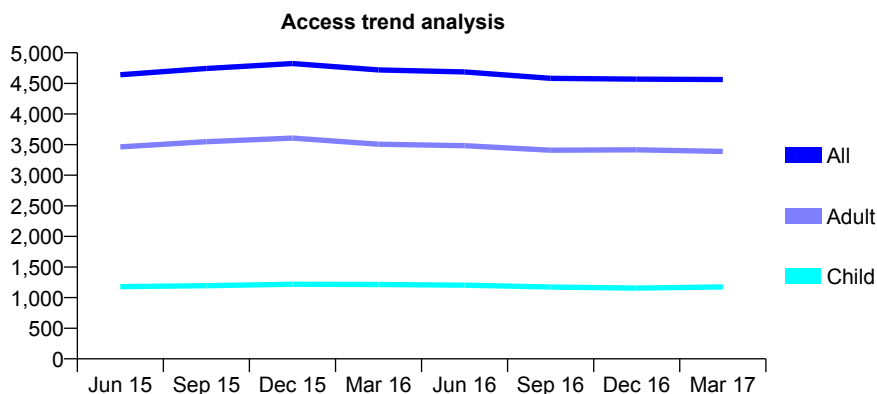
Q46 - Vital Signs At a Glance Contract Report for 959782/0004 - Year end March 2017

Name or company name	MR J MUSA
Contract type name	GDS Contract
Purpose of contract	General
Contract start date	01/09/2013
Contract end date	

16/17 Contracted general activity (UDA)	16,900
Carry forward general activity (UDA)	1,899
16/17 Contracted orthodontic activity (UOA)	0
Carry forward orthodontic activity (UOA)	0
Baseline contract value	£410,413.80

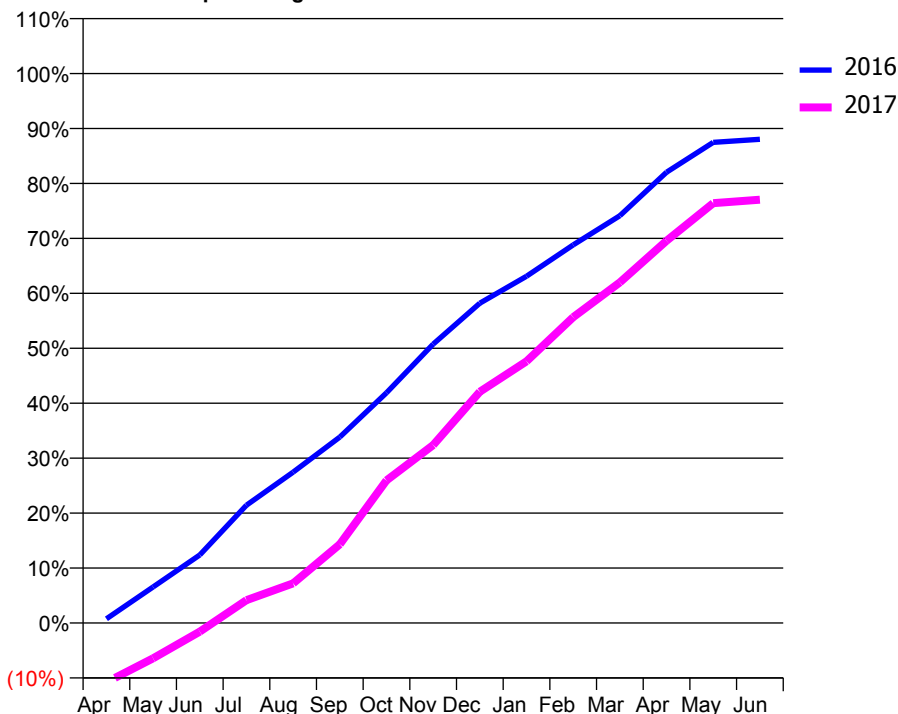
ACCESS*

Patients seen in 24 months	Total	Change since previous quarter
Quarter ending March 2016	4,721	
Quarter ending June 2016	4,687	→
Quarter ending September 2016	4,583	↓
Quarter ending December 2016	4,570	→
Quarter ending March 2017	4,564	→
Variance since March 2016	(3.3%)	↓



ACTIVITY

Cumulative percentage of contracted UDA delivered 2016 & 2017



Adjusted Scheduled Activity (UDA)

Month	2016	2017
April	127	-1,827
May	1,110	-1,090
June	2,093	-268
July	3,623	705
August	4,642	1,221
September	5,720	2,422
October	7,079	4,388
November	8,577	5,474
December	9,838	7,113
January	10,666	8,047
February	11,631	9,406
March	12,529	10,476
April	13,865	11,757
May	14,784	12,913
June	14,875	13,017

QUALITY

	Quantity	Base Number	Contract	AT	Region	England
% of FP17s for the same patient ID Re-attending within 3 months - Children	191	1,974	9.7%	12.9%	13.3%	12.3%
% of FP17s for the same patient ID Re-attending within 3 months - Adults	928	5,708	16.3%	17.6%	17.3%	16.7%
% of FP17s for the same patient ID Re-attending between 3 & 9 months - Children	1,269	1,974	64.3%	56.2%	58.9%	57.6%
% of FP17s for the same patient ID Re-attending between 3 & 9 months - Adults	3,581	5,708	62.7%	49.9%	52.2%	50.1%
% of FP17s for Band 1 Urgent Courses	530	7,710	6.9%	10.4%	9.2%	9.1%
% of FP17s Relating to Free Repair or Replacements	150	7,710	1.9%	0.9%	1.0%	0.8%
% of FP17s Relating to Continuations	63	7,710	0.8%	1.3%	1.4%	1.2%
% of Patients satisfied with the dentistry they have received	10	10	100.0%	92.1%	93.1%	92.8%
% of Patients satisfied with the time they had to wait for an appointment	10	10	100.0%	88.1%	89.5%	88.7%

* This is based on patients treated on this contract for their most recent course of treatment. Figures in italics indicate the base number of FP17s or Patient Questionnaire responses are less than 100. N/A is shown where the base number of responses is less than 10 during the period. % is calculated as Quantity/Base number*100

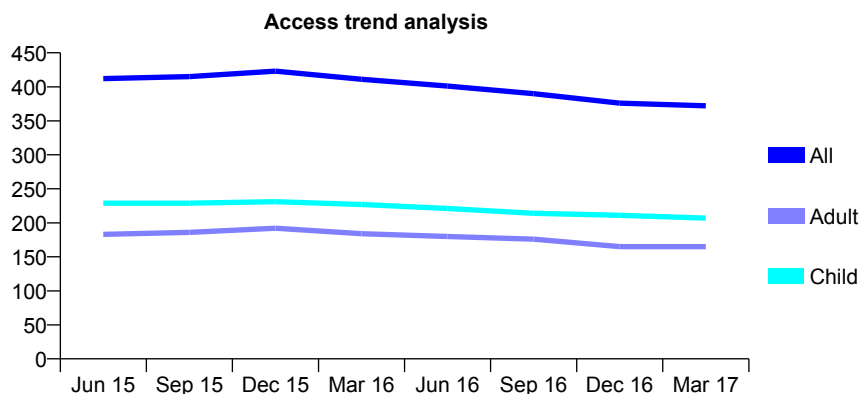
Q46 - Vital Signs At a Glance Contract Report for 960888/0001 - Year end March 2017

Name or company name	MR SW ANDERTON
Contract type name	GDS Contract
Purpose of contract	General
Contract start date	01/12/2007
Contract end date	

16/17 Contracted general activity (UDA)	1,700
Carry forward general activity (UDA)	0
16/17 Contracted orthodontic activity (UOA)	0
Carry forward orthodontic activity (UOA)	0
Baseline contract value	£35,370.63

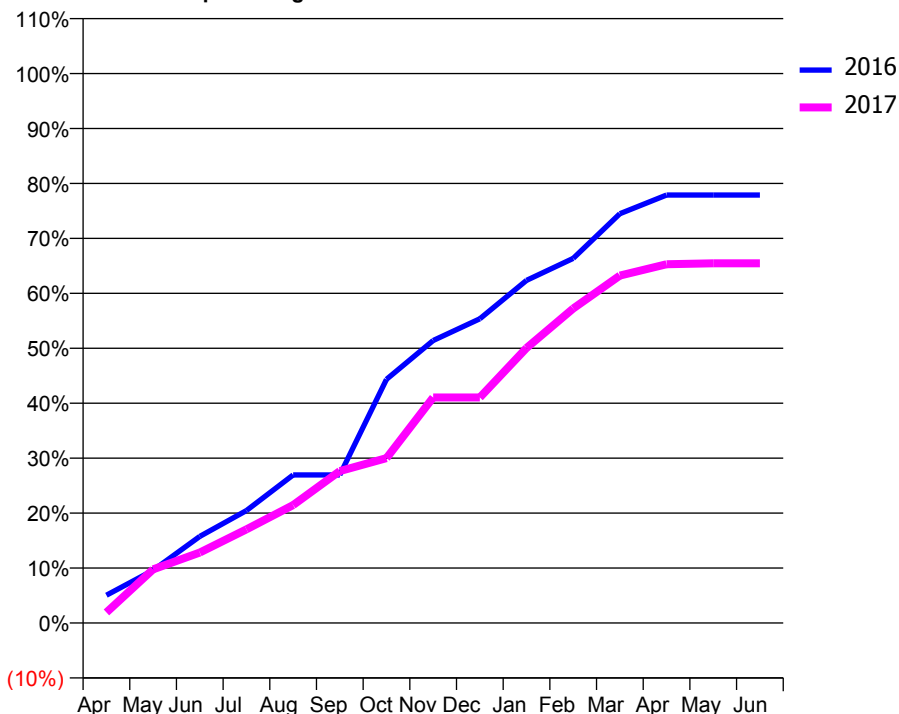
ACCESS*

Patients seen in 24 months	Total	Change since previous quarter
Quarter ending March 2016	411	
Quarter ending June 2016	401	↓
Quarter ending September 2016	390	↓
Quarter ending December 2016	376	↓
Quarter ending March 2017	372	↓
Variance since March 2016	(9.5%)	↓



ACTIVITY

Cumulative percentage of contracted UDA delivered 2016 & 2017



Adjusted Scheduled Activity (UDA)

Month	2016	2017
April	86	33
May	163	166
June	268	218
July	348	290
August	458	365
September	458	470
October	754	510
November	874	698
December	941	698
January	1,060	851
February	1,128	973
March	1,266	1,075
April	1,324	1,110
May	1,324	1,113
June	1,324	1,113

QUALITY

	Quantity	Base Number	Contract	AT	Region	England
% of FP17s for the same patient ID Re-attending within 3 months - Children	13	388	3.4%	12.9%	13.3%	12.3%
% of FP17s for the same patient ID Re-attending within 3 months - Adults	13	199	6.5%	17.6%	17.3%	16.7%
% of FP17s for the same patient ID Re-attending between 3 & 9 months - Children	314	388	80.9%	56.2%	58.9%	57.6%
% of FP17s for the same patient ID Re-attending between 3 & 9 months - Adults	151	199	75.9%	49.9%	52.2%	50.1%
% of FP17s for Band 1 Urgent Courses	0	564	0.0%	10.4%	9.2%	9.1%
% of FP17s Relating to Free Repair or Replacements	0	564	0.0%	0.9%	1.0%	0.8%
% of FP17s Relating to Continuations	0	564	0.0%	1.3%	1.4%	1.2%
% of Patients satisfied with the dentistry they have received	0	0	N/A	92.1%	93.1%	92.8%
% of Patients satisfied with the time they had to wait for an appointment	0	0	N/A	88.1%	89.5%	88.7%

* This is based on patients treated on this contract for their most recent course of treatment. Figures in italics indicate the base number of FP17s or Patient Questionnaire responses are less than 100. N/A is shown where the base number of responses is less than 10 during the period. % is calculated as Quantity/Base number*100

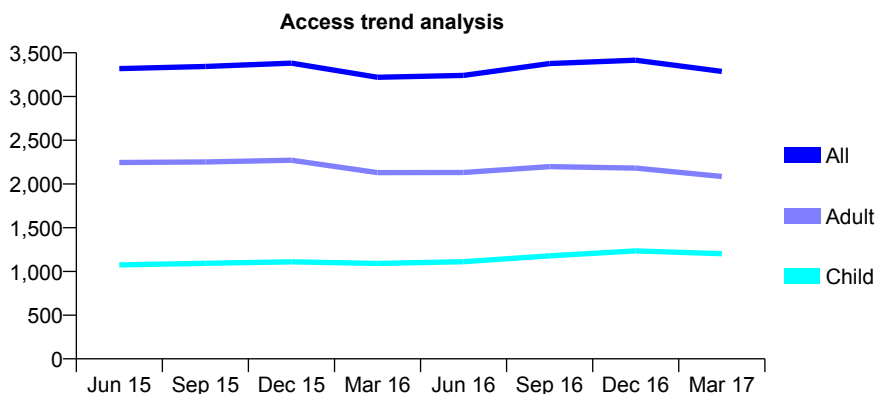
Q46 - Vital Signs At a Glance Contract Report for 962872/0001 - Year end March 2017

Name or company name	MR SC LI
Contract type name	GDS Contract
Purpose of contract	General
Contract start date	01/10/2011
Contract end date	

16/17 Contracted general activity (UDA)	10,303
Carry forward general activity (UDA)	291
16/17 Contracted orthodontic activity (UOA)	0
Carry forward orthodontic activity (UOA)	0
Baseline contract value	£365,508.24

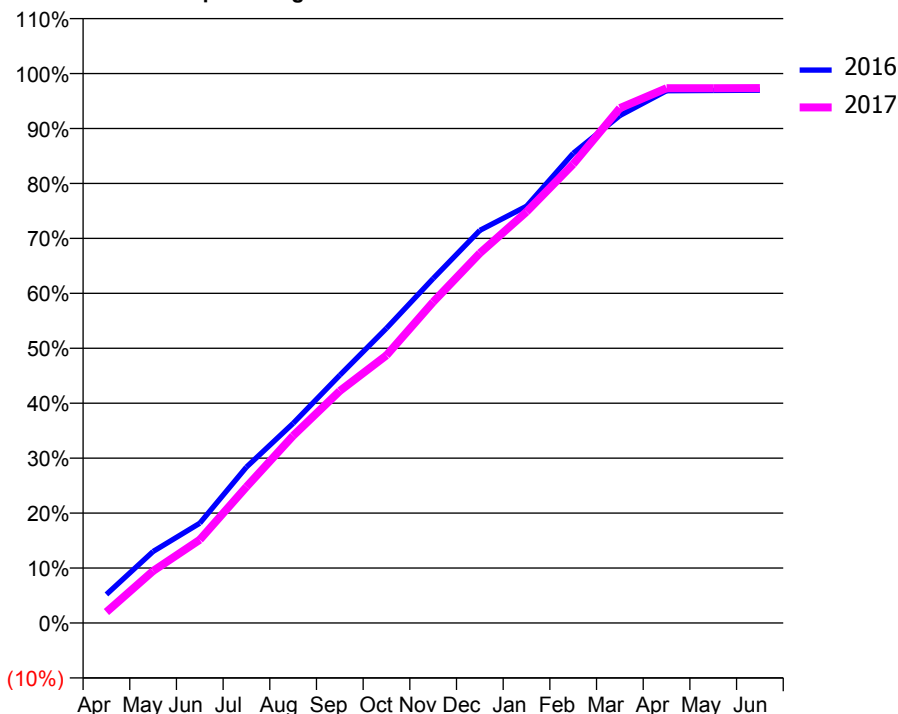
ACCESS*

Patients seen in 24 months	Total	Change since previous quarter
Quarter ending March 2016	3,220	
Quarter ending June 2016	3,242	→
Quarter ending September 2016	3,377	↑
Quarter ending December 2016	3,416	→
Quarter ending March 2017	3,288	↓
Variance since March 2016	2.1%	↑



ACTIVITY

Cumulative percentage of contracted UDA delivered 2016 & 2017



Adjusted Scheduled Activity (UDA)

Month	2016	2017
April	535	207
May	1,341	977
June	1,873	1,560
July	2,924	2,553
August	3,743	3,512
September	4,646	4,352
October	5,526	5,020
November	6,460	6,019
December	7,361	6,935
January	7,815	7,709
February	8,807	8,604
March	9,514	9,655
April	9,979	10,028
May	9,983	10,028
June	9,988	10,029

QUALITY

	Quantity	Base Number	Contract	AT	Region	England
% of FP17s for the same patient ID Re-attending within 3 months - Children	196	2,012	9.7%	12.9%	13.3%	12.3%
% of FP17s for the same patient ID Re-attending within 3 months - Adults	454	3,346	13.6%	17.6%	17.3%	16.7%
% of FP17s for the same patient ID Re-attending between 3 & 9 months - Children	1,115	2,012	55.4%	56.2%	58.9%	57.6%
% of FP17s for the same patient ID Re-attending between 3 & 9 months - Adults	1,875	3,346	56.0%	49.9%	52.2%	50.1%
% of FP17s for Band 1 Urgent Courses	489	5,364	9.1%	10.4%	9.2%	9.1%
% of FP17s Relating to Free Repair or Replacements	35	5,364	0.7%	0.9%	1.0%	0.8%
% of FP17s Relating to Continuations	10	5,364	0.2%	1.3%	1.4%	1.2%
% of Patients satisfied with the dentistry they have received	3	3	N/A	92.1%	93.1%	92.8%
% of Patients satisfied with the time they had to wait for an appointment	2	3	N/A	88.1%	89.5%	88.7%

* This is based on patients treated on this contract for their most recent course of treatment. Figures in italics indicate the base number of FP17s or Patient Questionnaire responses are less than 100. N/A is shown where the base number of responses is less than 10 during the period. % is calculated as Quantity/Base number*100

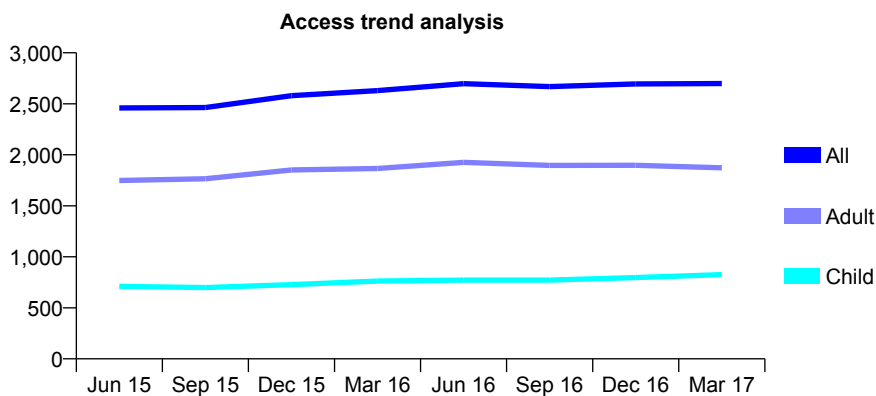
Q46 - Vital Signs At a Glance Contract Report for 967378/0001 - Year end March 2017

Name or company name	MRS A VITKUNIENE
Contract type name	GDS Contract
Purpose of contract	General
Contract start date	01/04/2006
Contract end date	

16/17 Contracted general activity (UDA)	8,185
Carry forward general activity (UDA)	21
16/17 Contracted orthodontic activity (UOA)	0
Carry forward orthodontic activity (UOA)	0
Baseline contract value	£218,679.58

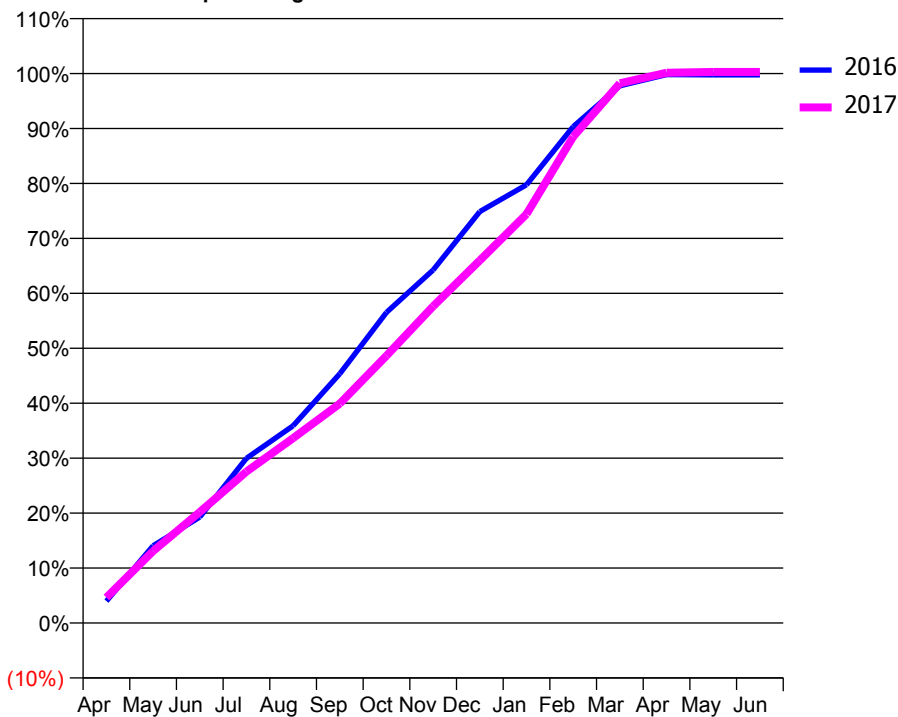
ACCESS*

Patients seen in 24 months	Total	Change since previous quarter
Quarter ending March 2016	2,629	
Quarter ending June 2016	2,698	↑
Quarter ending September 2016	2,668	↓
Quarter ending December 2016	2,695	→
Quarter ending March 2017	2,699	→
Variance since March 2016	2.7%	↑



ACTIVITY

Cumulative percentage of contracted UDA delivered 2016 & 2017



Month	Adjusted Scheduled Activity (UDA)	
	2016	2017
April	327	380
May	1,151	1,071
June	1,578	1,653
July	2,455	2,256
August	2,938	2,753
September	3,713	3,269
October	4,626	3,981
November	5,258	4,718
December	6,128	5,401
January	6,528	6,090
February	7,394	7,244
March	8,001	8,039
April	8,169	8,196
May	8,164	8,208
June	8,164	8,208

QUALITY

	Quantity	Base Number	Contract	AT	Region	England
% of FP17s for the same patient ID Re-attending within 3 months - Children	112	888	12.6%	12.9%	13.3%	12.3%
% of FP17s for the same patient ID Re-attending within 3 months - Adults	411	1,978	20.8%	17.6%	17.3%	16.7%
% of FP17s for the same patient ID Re-attending between 3 & 9 months - Children	266	888	30.0%	56.2%	58.9%	57.6%
% of FP17s for the same patient ID Re-attending between 3 & 9 months - Adults	522	1,978	26.4%	49.9%	52.2%	50.1%
% of FP17s for Band 1 Urgent Courses	661	2,859	23.1%	10.4%	9.2%	9.1%
% of FP17s Relating to Free Repair or Replacements	16	2,859	0.6%	0.9%	1.0%	0.8%
% of FP17s Relating to Continuations	11	2,859	0.4%	1.3%	1.4%	1.2%
% of Patients satisfied with the dentistry they have received	2	2	N/A	92.1%	93.1%	92.8%
% of Patients satisfied with the time they had to wait for an appointment	1	2	N/A	88.1%	89.5%	88.7%

* This is based on patients treated on this contract for their most recent course of treatment. Figures in italics indicate the base number of FP17s or Patient Questionnaire responses are less than 100. N/A is shown where the base number of responses is less than 10 during the period. % is calculated as Quantity/Base number*100

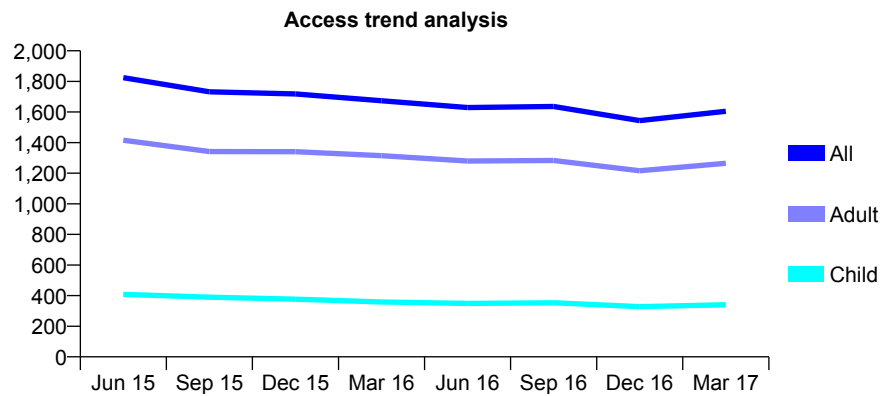
Q46 - Vital Signs At a Glance Contract Report for 982830/0001 - Year end March 2017

Name or company name	MR GT BENNETT
Contract type name	GDS Contract
Purpose of contract	General
Contract start date	01/04/2006
Contract end date	

16/17 Contracted general activity (UDA)	6,562
Carry forward general activity (UDA)	807
16/17 Contracted orthodontic activity (UOA)	0
Carry forward orthodontic activity (UOA)	0
Baseline contract value	£162,220.68

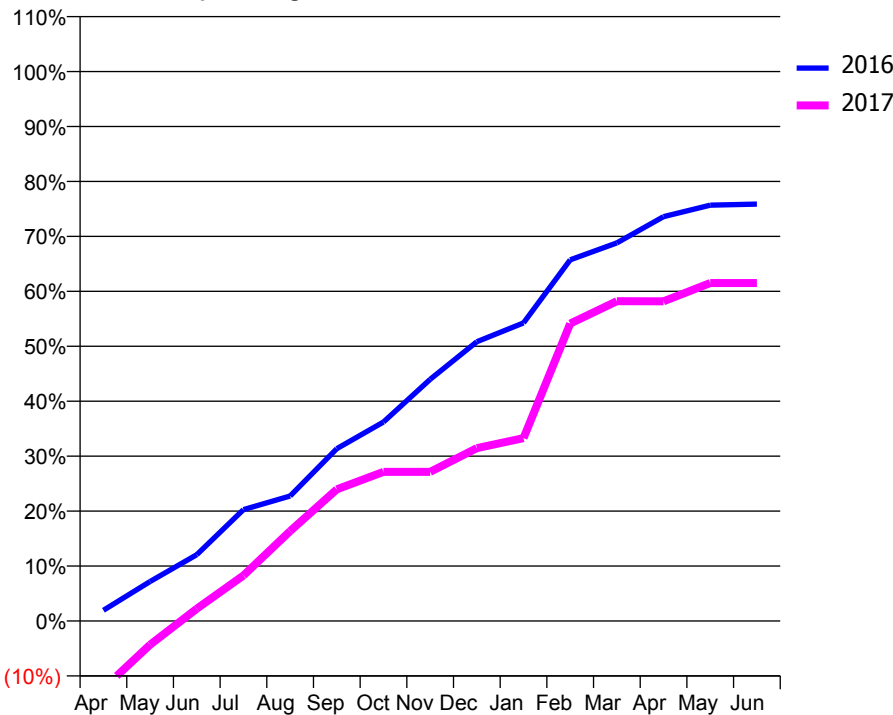
ACCESS*

Patients seen in 24 months	Total	Change since previous quarter
Quarter ending March 2016	1,674	
Quarter ending June 2016	1,629	↓
Quarter ending September 2016	1,636	→
Quarter ending December 2016	1,544	↓
Quarter ending March 2017	1,605	↑
Variance since March 2016	(4.1%)	↓



ACTIVITY

Cumulative percentage of contracted UDA delivered 2016 & 2017



Month	Adjusted Scheduled Activity (UDA)	
	2016	2017
April	127	-807
May	472	-284
June	792	147
July	1,330	544
August	1,493	1,074
September	2,058	1,573
October	2,376	1,781
November	2,886	1,781
December	3,335	2,064
January	3,559	2,184
February	4,313	3,552
March	4,515	3,820
April	4,829	3,817
May	4,965	4,037
June	4,978	4,037

QUALITY

	Quantity	Base Number	Contract	AT	Region	England
% of FP17s for the same patient ID Re-attending within 3 months - Children	25	345	7.2%	12.9%	13.3%	12.3%
% of FP17s for the same patient ID Re-attending within 3 months - Adults	194	1,318	14.7%	17.6%	17.3%	16.7%
% of FP17s for the same patient ID Re-attending between 3 & 9 months - Children	112	345	32.5%	56.2%	58.9%	57.6%
% of FP17s for the same patient ID Re-attending between 3 & 9 months - Adults	347	1,318	26.3%	49.9%	52.2%	50.1%
% of FP17s for Band 1 Urgent Courses	174	1,563	11.1%	10.4%	9.2%	9.1%
% of FP17s Relating to Free Repair or Replacements	18	1,563	1.2%	0.9%	1.0%	0.8%
% of FP17s Relating to Continuations	35	1,563	2.2%	1.3%	1.4%	1.2%
% of Patients satisfied with the dentistry they have received	2	2	N/A	92.1%	93.1%	92.8%
% of Patients satisfied with the time they had to wait for an appointment	2	2	N/A	88.1%	89.5%	88.7%

* This is based on patients treated on this contract for their most recent course of treatment. Figures in italics indicate the base number of FP17s or Patient Questionnaire responses are less than 100. N/A is shown where the base number of responses is less than 10 during the period. % is calculated as Quantity/Base number*100

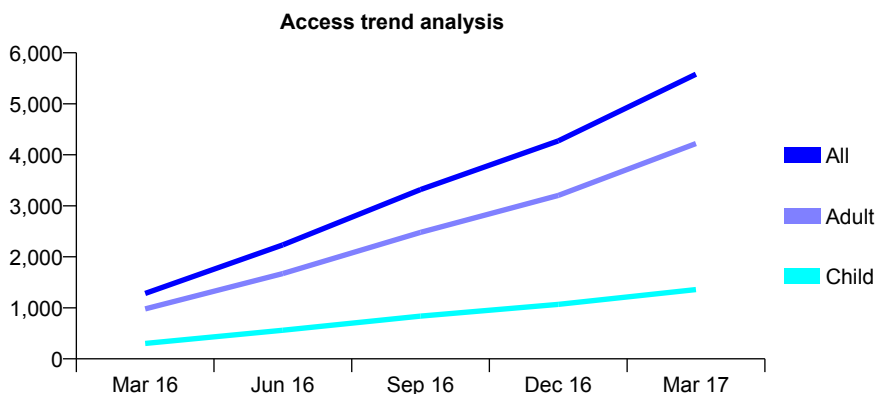
Q46 - Vital Signs At a Glance Contract Report for 990744/0002 - Year end March 2017

Name or company name	Griffin Dental Partnership Ltd
Contract type name	GDS Contract
Purpose of contract	General
Contract start date	01/01/2016
Contract end date	

16/17 Contracted general activity (UDA)	23,529
Carry forward general activity (UDA)	441
16/17 Contracted orthodontic activity (UOA)	0
Carry forward orthodontic activity (UOA)	0
Baseline contract value	£791,645.29

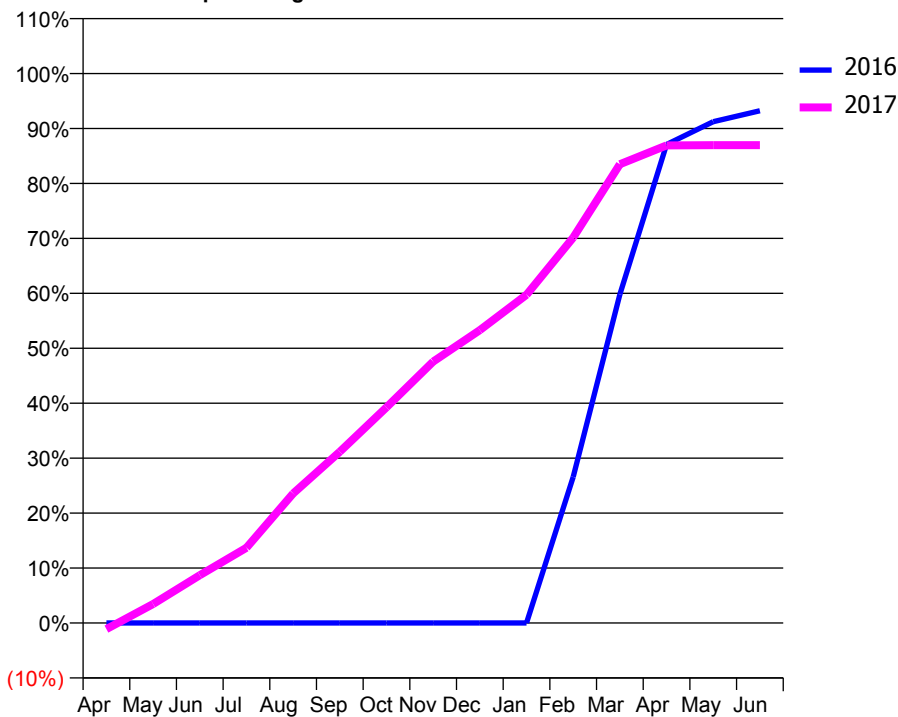
ACCESS*

Patients seen in 24 months	Total	Change since previous quarter
Quarter ending March 2016	1,282	
Quarter ending June 2016	2,234	↑
Quarter ending September 2016	3,319	↑
Quarter ending December 2016	4,272	↑
Quarter ending March 2017	5,581	↑
Variance since March 2016	335.3%	↑



ACTIVITY

Cumulative percentage of contracted UDA delivered 2016 & 2017



Adjusted Scheduled Activity (UDA)

Month	2016	2017
April	0	-267
May	0	816
June	0	2,045
July	0	3,224
August	0	5,545
September	0	7,337
October	0	9,238
November	0	11,192
December	0	12,543
January	0	14,053
February	1,555	16,503
March	3,499	19,644
April	5,095	20,452
May	5,336	20,464
June	5,453	20,464

QUALITY

	Quantity	Base Number	Contract	AT	Region	England
% of FP17s for the same patient ID Re-attending within 3 months - Children	119	1,612	7.4%	12.9%	13.3%	12.3%
% of FP17s for the same patient ID Re-attending within 3 months - Adults	550	4,968	11.1%	17.6%	17.3%	16.7%
% of FP17s for the same patient ID Re-attending between 3 & 9 months - Children	223	1,612	13.8%	56.2%	58.9%	57.6%
% of FP17s for the same patient ID Re-attending between 3 & 9 months - Adults	694	4,968	14.0%	49.9%	52.2%	50.1%
% of FP17s for Band 1 Urgent Courses	376	6,171	6.1%	10.4%	9.2%	9.1%
% of FP17s Relating to Free Repair or Replacements	28	6,171	0.5%	0.9%	1.0%	0.8%
% of FP17s Relating to Continuations	31	6,171	0.5%	1.3%	1.4%	1.2%
% of Patients satisfied with the dentistry they have received	4	5	N/A	92.1%	93.1%	92.8%
% of Patients satisfied with the time they had to wait for an appointment	2	5	N/A	88.1%	89.5%	88.7%

* This is based on patients treated on this contract for their most recent course of treatment. Figures in italics indicate the base number of FP17s or Patient Questionnaire responses are less than 100. N/A is shown where the base number of responses is less than 10 during the period. % is calculated as Quantity/Base number*100

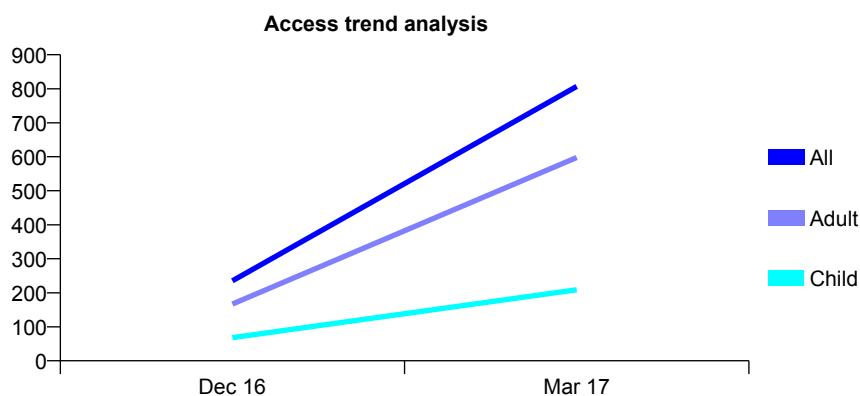
Q47 - Vital Signs At a Glance Contract Report for 100206/0000 - Year end March 2017

Name or company name	Genix Healthcare Ltd
Contract type name	PDS Contract
Purpose of contract	General
Contract start date	10/10/2016
Contract end date	31/07/2026

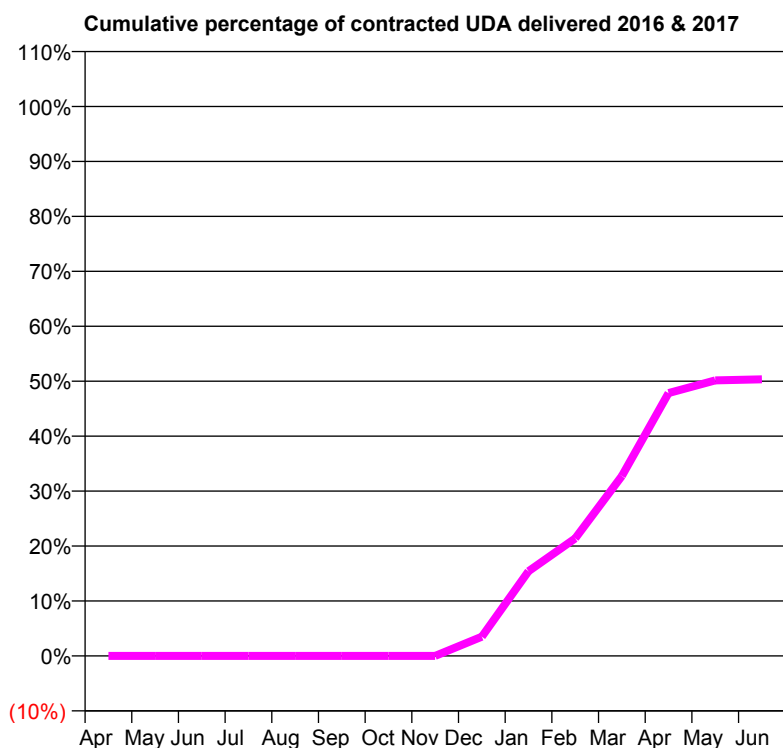
16/17 Contracted general activity (UDA)	4,639
Carry forward general activity (UDA)	0
16/17 Contracted orthodontic activity (UOA)	0
Carry forward orthodontic activity (UOA)	0
Baseline contract value	£227,317.43

ACCESS*

Patients seen in 24 months	Total	Change since previous quarter
Quarter ending March 2016	0	
Quarter ending June 2016	0	
Quarter ending September 2016	0	
Quarter ending December 2016	235	↑
Quarter ending March 2017	807	↑
Variance since March 2016	N/A	



ACTIVITY



Month	Adjusted Scheduled Activity (UDA)	
	2016	2017
April	0	0
May	0	0
June	0	0
July	0	0
August	0	0
September	0	0
October	0	0
November	0	0
December	0	162
January	0	716
February	0	992
March	0	1,520
April	0	2,220
May	0	2,327
June	0	2,335

QUALITY

	Quantity	Base Number	Contract	AT	Region	England
% of FP17s for the same patient ID Re-attending within 3 months - Children	1	142	0.7%	13.2%	13.3%	12.3%
% of FP17s for the same patient ID Re-attending within 3 months - Adults	19	456	4.2%	17.3%	17.3%	16.7%
% of FP17s for the same patient ID Re-attending between 3 & 9 months - Children	0	142	0.0%	56.9%	58.9%	57.6%
% of FP17s for the same patient ID Re-attending between 3 & 9 months - Adults	1	456	0.2%	50.6%	52.2%	50.1%
% of FP17s for Band 1 Urgent Courses	69	942	7.3%	10.9%	9.2%	9.1%
% of FP17s Relating to Free Repair or Replacements	2	942	0.2%	0.9%	1.0%	0.8%
% of FP17s Relating to Continuations	3	942	0.3%	1.2%	1.4%	1.2%
% of Patients satisfied with the dentistry they have received	1	1	N/A	92.2%	93.1%	92.8%
% of Patients satisfied with the time they had to wait for an appointment	0	1	N/A	88.3%	89.5%	88.7%

* This is based on patients treated on this contract for their most recent course of treatment. Figures in italics indicate the base number of FP17s or Patient Questionnaire responses are less than 100. N/A is shown where the base number of responses is less than 10 during the period. % is calculated as Quantity/Base number*100

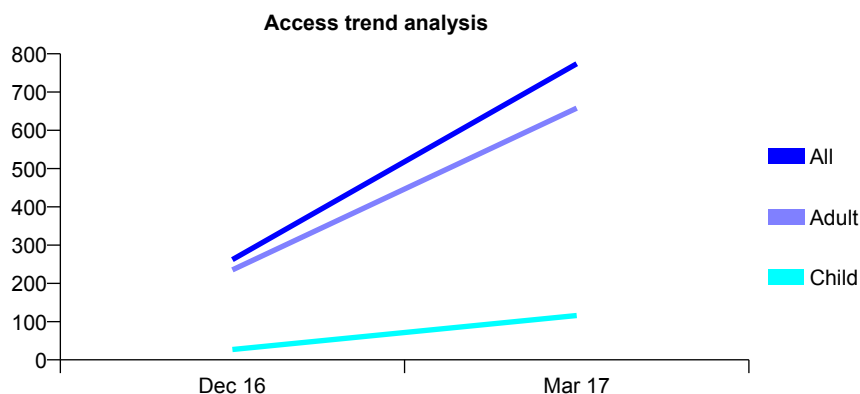
Q47 - Vital Signs At a Glance Contract Report for 100235/0000 - Year end March 2017

Name or company name	Blackpool PCT
Contract type name	PDS Contract
Purpose of contract	General
Contract start date	01/04/2016
Contract end date	31/03/2018

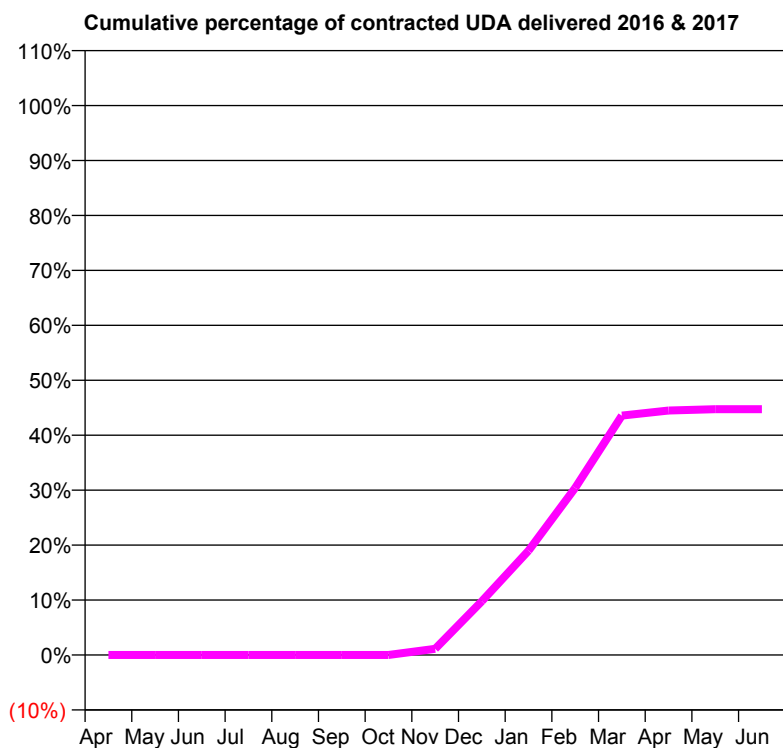
16/17 Contracted general activity (UDA)	6,200
Carry forward general activity (UDA)	0
16/17 Contracted orthodontic activity (UOA)	0
Carry forward orthodontic activity (UOA)	0
Baseline contract value	£0.00

ACCESS*

Patients seen in 24 months	Total	Change since previous quarter
Quarter ending March 2016	0	
Quarter ending June 2016	0	
Quarter ending September 2016	0	
Quarter ending December 2016	262	↑
Quarter ending March 2017	774	↑
Variance since March 2016	N/A	



ACTIVITY



Month	Adjusted Scheduled Activity (UDA)	
	2016	2017
April	0	0
May	0	0
June	0	0
July	0	0
August	0	0
September	0	0
October	0	0
November	0	69
December	0	607
January	0	1,177
February	0	1,887
March	0	2,702
April	0	2,758
May	0	2,773
June	0	2,773

QUALITY

	Quantity	Base Number	Contract	AT	Region	England
% of FP17s for the same patient ID Re-attending within 3 months - Children	5	131	3.8%	13.2%	13.3%	12.3%
% of FP17s for the same patient ID Re-attending within 3 months - Adults	81	825	9.8%	17.3%	17.3%	16.7%
% of FP17s for the same patient ID Re-attending between 3 & 9 months - Children	0	131	0.0%	56.9%	58.9%	57.6%
% of FP17s for the same patient ID Re-attending between 3 & 9 months - Adults	28	825	3.4%	50.6%	52.2%	50.1%
% of FP17s for Band 1 Urgent Courses	92	985	9.3%	10.9%	9.2%	9.1%
% of FP17s Relating to Free Repair or Replacements	44	985	4.5%	0.9%	1.0%	0.8%
% of FP17s Relating to Continuations	17	985	1.7%	1.2%	1.4%	1.2%
% of Patients satisfied with the dentistry they have received	0	0	N/A	92.2%	93.1%	92.8%
% of Patients satisfied with the time they had to wait for an appointment	0	0	N/A	88.3%	89.5%	88.7%

* This is based on patients treated on this contract for their most recent course of treatment. Figures in italics indicate the base number of FP17s or Patient Questionnaire responses are less than 100. N/A is shown where the base number of responses is less than 10 during the period. % is calculated as Quantity/Base number*100

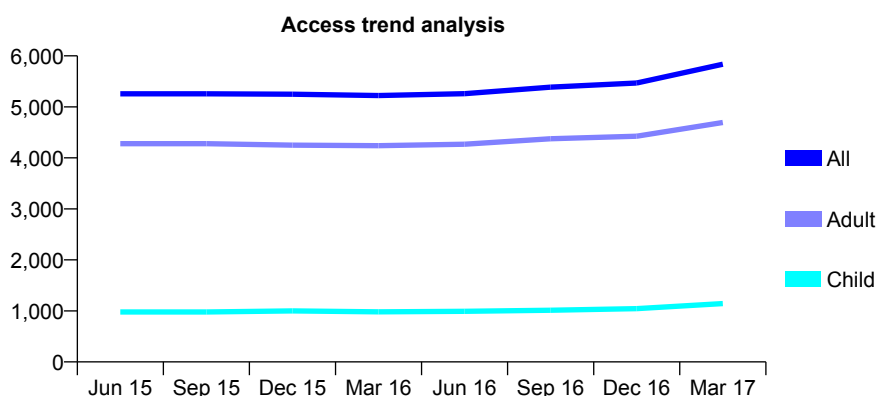
Q47 - Vital Signs At a Glance Contract Report for 101281/0014 - Year end March 2017

Name or company name	OASIS DENTAL CARE LTD
Contract type name	Pilot Contract
Purpose of contract	General
Contract start date	01/04/2006
Contract end date	

16/17 Contracted general activity (UDA)	23,097
Carry forward general activity (UDA)	0
16/17 Contracted orthodontic activity (UOA)	0
Carry forward orthodontic activity (UOA)	0
Baseline contract value	£677,974.58

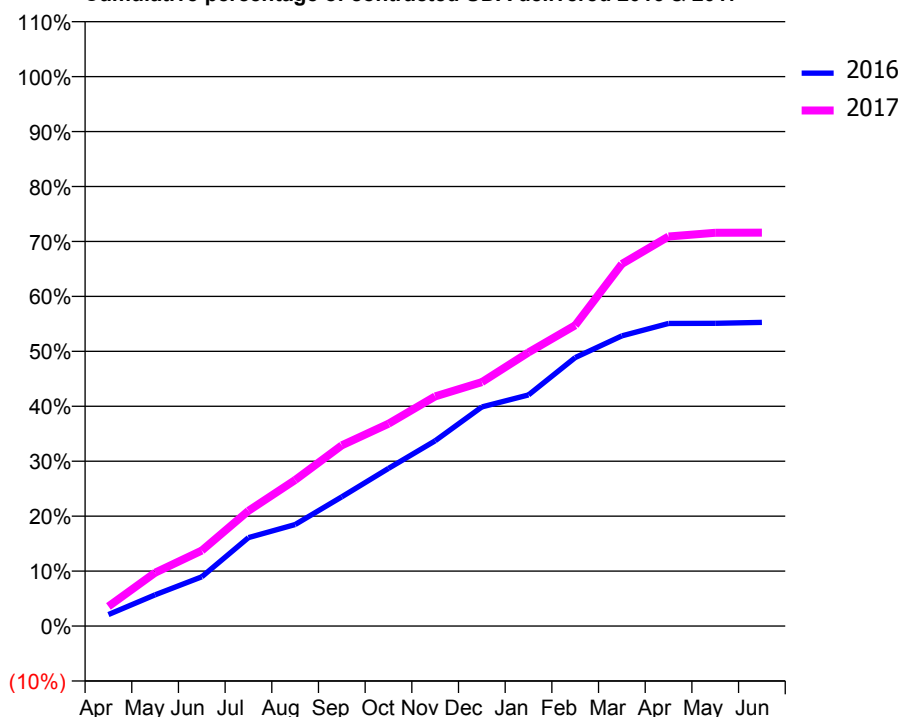
ACCESS*

Patients seen in 24 months	Total	Change since previous quarter
Quarter ending March 2016	5,221	
Quarter ending June 2016	5,258	→
Quarter ending September 2016	5,388	↑
Quarter ending December 2016	5,469	→
Quarter ending March 2017	5,837	↑
Variance since March 2016	11.8%	↑



ACTIVITY

Cumulative percentage of contracted UDA delivered 2016 & 2017



Adjusted Scheduled Activity (UDA)

Month	2016	2017
April	484	827
May	1,316	2,244
June	2,074	3,177
July	3,720	4,846
August	4,268	6,142
September	5,434	7,600
October	6,626	8,505
November	7,790	9,653
December	9,209	10,253
January	9,714	11,503
February	11,287	12,640
March	12,197	15,221
April	12,720	16,374
May	12,726	16,530
June	12,767	16,538

QUALITY

	Quantity	Base Number	Contract	AT	Region	England
% of FP17s for the same patient ID Re-attending within 3 months - Children	49	1,568	3.1%	13.2%	13.3%	12.3%
% of FP17s for the same patient ID Re-attending within 3 months - Adults	662	6,661	9.9%	17.3%	17.3%	16.7%
% of FP17s for the same patient ID Re-attending between 3 & 9 months - Children	965	1,568	61.5%	56.9%	58.9%	57.6%
% of FP17s for the same patient ID Re-attending between 3 & 9 months - Adults	4,439	6,661	66.6%	50.6%	52.2%	50.1%
% of FP17s for Band 1 Urgent Courses	172	8,409	2.0%	10.9%	9.2%	9.1%
% of FP17s Relating to Free Repair or Replacements	149	8,409	1.8%	0.9%	1.0%	0.8%
% of FP17s Relating to Continuations	47	8,409	0.6%	1.2%	1.4%	1.2%
% of Patients satisfied with the dentistry they have received	8	9	N/A	92.2%	93.1%	92.8%
% of Patients satisfied with the time they had to wait for an appointment	9	9	N/A	88.3%	89.5%	88.7%

* This is based on patients treated on this contract for their most recent course of treatment. Figures in italics indicate the base number of FP17s or Patient Questionnaire responses are less than 100. N/A is shown where the base number of responses is less than 10 during the period. % is calculated as Quantity/Base number*100

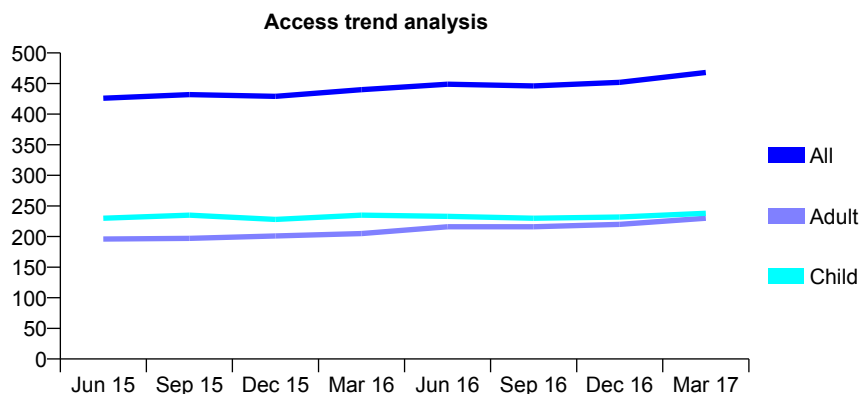
Q47 - Vital Signs At a Glance Contract Report for 101281/0020 - Year end March 2017

Name or company name	OASIS DENTAL CARE LTD
Contract type name	GDS Contract
Purpose of contract	General
Contract start date	01/04/2006
Contract end date	

16/17 Contracted general activity (UDA)	1,000
Carry forward general activity (UDA)	-20
16/17 Contracted orthodontic activity (UOA)	0
Carry forward orthodontic activity (UOA)	0
Baseline contract value	£32,874.78

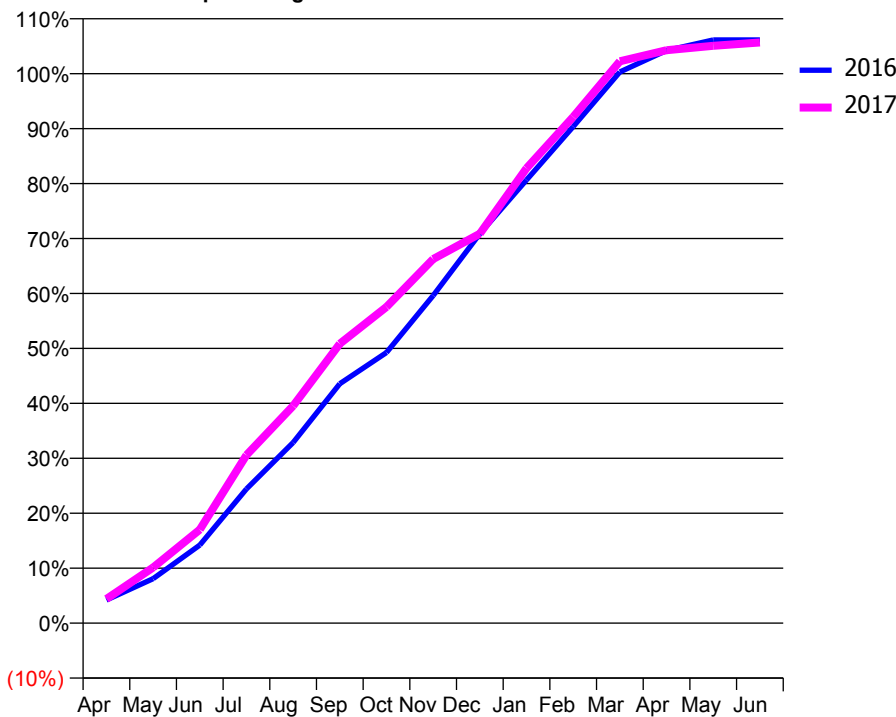
ACCESS*

Patients seen in 24 months	Total	Change since previous quarter
Quarter ending March 2016	440	
Quarter ending June 2016	449	↑
Quarter ending September 2016	446	→
Quarter ending December 2016	452	→
Quarter ending March 2017	468	↑
Variance since March 2016	6.4%	↑



ACTIVITY

Cumulative percentage of contracted UDA delivered 2016 & 2017



Adjusted Scheduled Activity (UDA)

Month	2016	2017
April	42	44
May	81	101
June	142	170
July	244	306
August	329	395
September	436	508
October	493	576
November	596	663
December	709	709
January	807	828
February	904	921
March	1,003	1,023
April	1,042	1,043
May	1,061	1,051
June	1,061	1,057

QUALITY

	Quantity	Base Number	Contract	AT	Region	England
% of FP17s for the same patient ID Re-attending within 3 months - Children	26	411	6.3%	13.2%	13.3%	12.3%
% of FP17s for the same patient ID Re-attending within 3 months - Adults	11	276	4.0%	17.3%	17.3%	16.7%
% of FP17s for the same patient ID Re-attending between 3 & 9 months - Children	298	411	72.5%	56.9%	58.9%	57.6%
% of FP17s for the same patient ID Re-attending between 3 & 9 months - Adults	162	276	58.7%	50.6%	52.2%	50.1%
% of FP17s for Band 1 Urgent Courses	14	667	2.1%	10.9%	9.2%	9.1%
% of FP17s Relating to Free Repair or Replacements	1	667	0.1%	0.9%	1.0%	0.8%
% of FP17s Relating to Continuations	0	667	0.0%	1.2%	1.4%	1.2%
% of Patients satisfied with the dentistry they have received	2	2	N/A	92.2%	93.1%	92.8%
% of Patients satisfied with the time they had to wait for an appointment	2	2	N/A	88.3%	89.5%	88.7%

* This is based on patients treated on this contract for their most recent course of treatment. Figures in italics indicate the base number of FP17s or Patient Questionnaire responses are less than 100. N/A is shown where the base number of responses is less than 10 during the period. % is calculated as Quantity/Base number*100

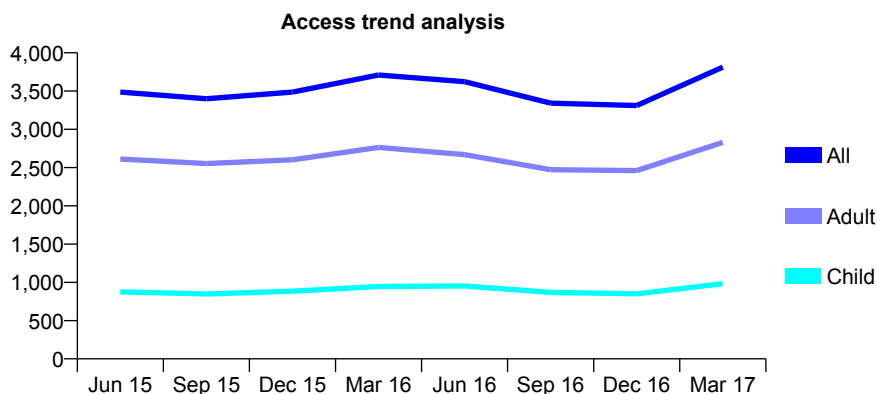
Q47 - Vital Signs At a Glance Contract Report for 101281/0021 - Year end March 2017

Name or company name	OASIS DENTAL CARE LTD
Contract type name	GDS Contract
Purpose of contract	General
Contract start date	01/04/2006
Contract end date	

16/17 Contracted general activity (UDA)	12,500
Carry forward general activity (UDA)	334
16/17 Contracted orthodontic activity (UOA)	0
Carry forward orthodontic activity (UOA)	0
Baseline contract value	£293,942.09

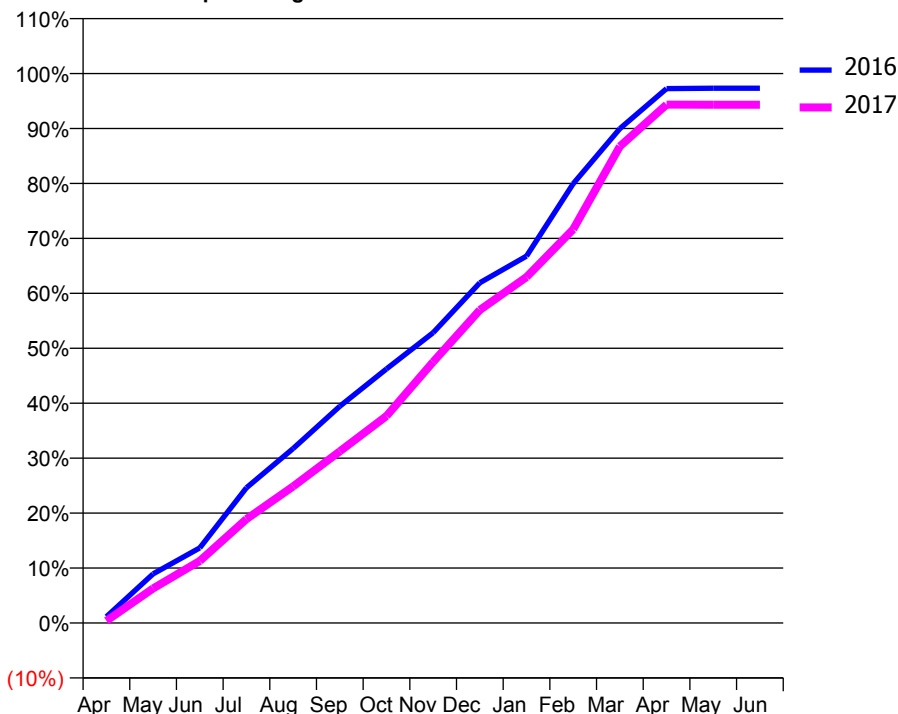
ACCESS*

Patients seen in 24 months	Total	Change since previous quarter
Quarter ending March 2016	3,709	
Quarter ending June 2016	3,623	↓
Quarter ending September 2016	3,342	↓
Quarter ending December 2016	3,310	→
Quarter ending March 2017	3,812	↑
Variance since March 2016	2.8%	↑



ACTIVITY

Cumulative percentage of contracted UDA delivered 2016 & 2017



Adjusted Scheduled Activity (UDA)

Month	2016	2017
April	144	49
May	1,117	787
June	1,710	1,412
July	3,078	2,365
August	3,968	3,109
September	4,932	3,905
October	5,781	4,709
November	6,605	5,940
December	7,738	7,120
January	8,346	7,871
February	9,993	8,955
March	11,248	10,842
April	12,156	11,792
May	12,166	11,789
June	12,166	11,789

QUALITY

	Quantity	Base Number	Contract	AT	Region	England
% of FP17s for the same patient ID Re-attending within 3 months - Children	109	1,298	8.4%	13.2%	13.3%	12.3%
% of FP17s for the same patient ID Re-attending within 3 months - Adults	588	3,730	15.8%	17.3%	17.3%	16.7%
% of FP17s for the same patient ID Re-attending between 3 & 9 months - Children	562	1,298	43.3%	56.9%	58.9%	57.6%
% of FP17s for the same patient ID Re-attending between 3 & 9 months - Adults	1,567	3,730	42.0%	50.6%	52.2%	50.1%
% of FP17s for Band 1 Urgent Courses	439	5,029	8.7%	10.9%	9.2%	9.1%
% of FP17s Relating to Free Repair or Replacements	56	5,029	1.1%	0.9%	1.0%	0.8%
% of FP17s Relating to Continuations	130	5,029	2.6%	1.2%	1.4%	1.2%
% of Patients satisfied with the dentistry they have received	14	14	100.0%	92.2%	93.1%	92.8%
% of Patients satisfied with the time they had to wait for an appointment	12	14	85.7%	88.3%	89.5%	88.7%

* This is based on patients treated on this contract for their most recent course of treatment. Figures in italics indicate the base number of FP17s or Patient Questionnaire responses are less than 100. N/A is shown where the base number of responses is less than 10 during the period. % is calculated as Quantity/Base number*100

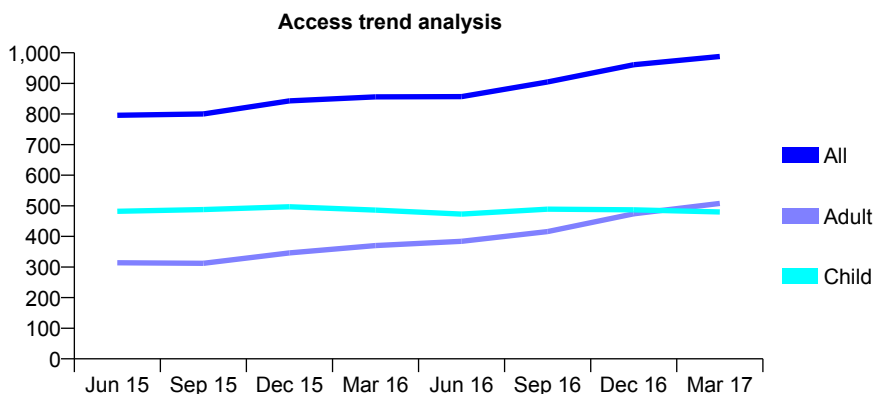
Q47 - Vital Signs At a Glance Contract Report for 101281/0066 - Year end March 2017

Name or company name	OASIS DENTAL CARE LTD
Contract type name	GDS Contract
Purpose of contract	General
Contract start date	01/04/2006
Contract end date	

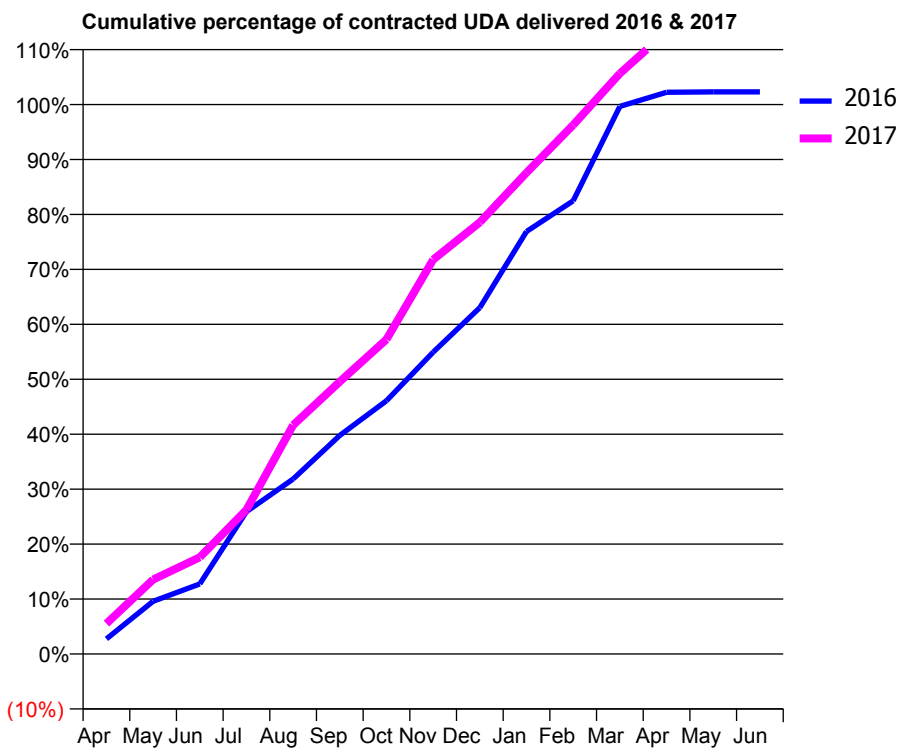
16/17 Contracted general activity (UDA)	2,200
Carry forward general activity (UDA)	-44
16/17 Contracted orthodontic activity (UOA)	0
Carry forward orthodontic activity (UOA)	0
Baseline contract value	£55,422.32

ACCESS*

Patients seen in 24 months	Total	Change since previous quarter
Quarter ending March 2016	856	
Quarter ending June 2016	857	→
Quarter ending September 2016	905	↑
Quarter ending December 2016	961	↑
Quarter ending March 2017	988	↑
Variance since March 2016	15.4%	↑



ACTIVITY



Month	Adjusted Scheduled Activity (UDA)	
	2016	2017
April	61	122
May	211	298
June	281	387
July	570	577
August	701	916
September	875	1,090
October	1,014	1,260
November	1,208	1,579
December	1,387	1,728
January	1,692	1,927
February	1,814	2,118
March	2,192	2,324
April	2,249	2,491
May	2,251	2,500
June	2,251	2,500

QUALITY

	Quantity	Base Number	Contract	AT	Region	England
% of FP17s for the same patient ID Re-attending within 3 months - Children	58	682	8.5%	13.2%	13.3%	12.3%
% of FP17s for the same patient ID Re-attending within 3 months - Adults	100	616	16.2%	17.3%	17.3%	16.7%
% of FP17s for the same patient ID Re-attending between 3 & 9 months - Children	417	682	61.1%	56.9%	58.9%	57.6%
% of FP17s for the same patient ID Re-attending between 3 & 9 months - Adults	268	616	43.5%	50.6%	52.2%	50.1%
% of FP17s for Band 1 Urgent Courses	58	1,344	4.3%	10.9%	9.2%	9.1%
% of FP17s Relating to Free Repair or Replacements	9	1,344	0.7%	0.9%	1.0%	0.8%
% of FP17s Relating to Continuations	35	1,344	2.6%	1.2%	1.4%	1.2%
% of Patients satisfied with the dentistry they have received	0	0	N/A	92.2%	93.1%	92.8%
% of Patients satisfied with the time they had to wait for an appointment	0	0	N/A	88.3%	89.5%	88.7%

* This is based on patients treated on this contract for their most recent course of treatment. Figures in italics indicate the base number of FP17s or Patient Questionnaire responses are less than 100. N/A is shown where the base number of responses is less than 10 during the period. % is calculated as Quantity/Base number*100

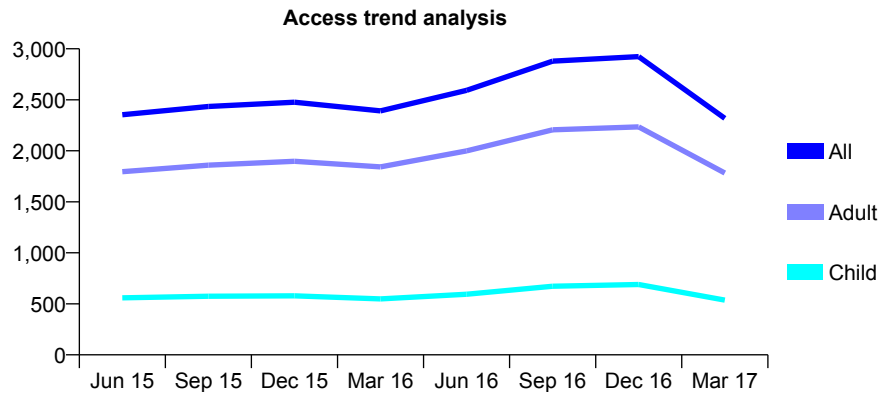
Q47 - Vital Signs At a Glance Contract Report for 101281/0101 - Year end March 2017

Name or company name	OASIS DENTAL CARE LTD
Contract type name	GDS Contract
Purpose of contract	General
Contract start date	01/04/2006
Contract end date	

16/17 Contracted general activity (UDA)	6,721
Carry forward general activity (UDA)	68
16/17 Contracted orthodontic activity (UOA)	0
Carry forward orthodontic activity (UOA)	0
Baseline contract value	£160,289.70

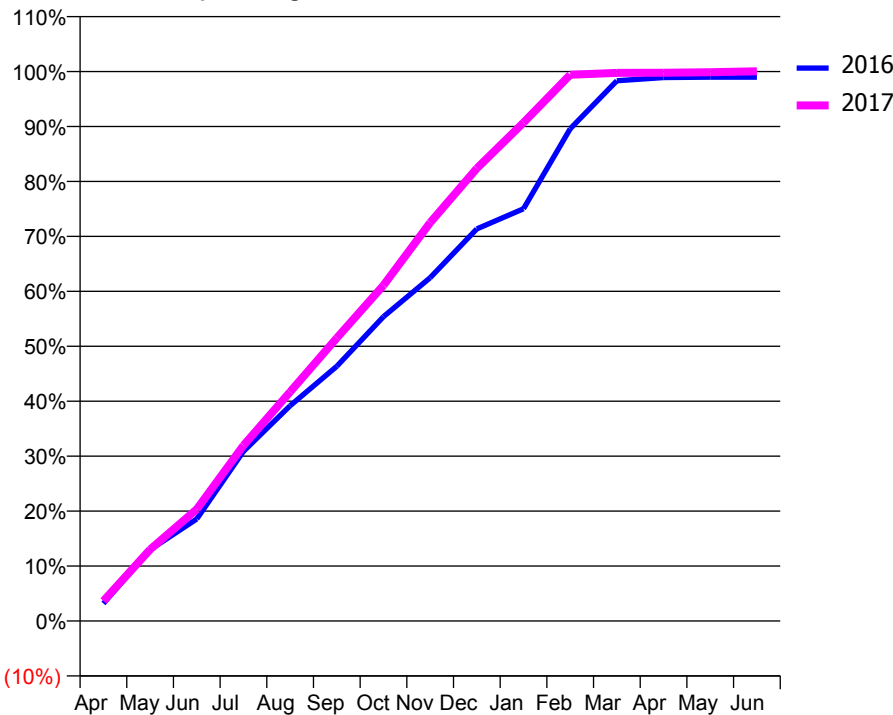
ACCESS*

Patients seen in 24 months	Total	Change since previous quarter
Quarter ending March 2016	2,391	
Quarter ending June 2016	2,593	↑
Quarter ending September 2016	2,879	↑
Quarter ending December 2016	2,923	→
Quarter ending March 2017	2,318	↓
Variance since March 2016	(3.1%)	↓



ACTIVITY

Cumulative percentage of contracted UDA delivered 2016 & 2017



Month	Adjusted Scheduled Activity (UDA)	
	2016	2017
April	214	246
May	871	876
June	1,248	1,367
July	2,075	2,148
August	2,634	2,802
September	3,116	3,462
October	3,723	4,106
November	4,199	4,873
December	4,795	5,536
January	5,043	6,097
February	6,021	6,681
March	6,608	6,705
April	6,647	6,706
May	6,653	6,713
June	6,653	6,724

QUALITY

	Quantity	Base Number	Contract	AT	Region	England
% of FP17s for the same patient ID Re-attending within 3 months - Children	39	845	4.6%	13.2%	13.3%	12.3%
% of FP17s for the same patient ID Re-attending within 3 months - Adults	336	2,679	12.5%	17.3%	17.3%	16.7%
% of FP17s for the same patient ID Re-attending between 3 & 9 months - Children	349	845	41.3%	56.9%	58.9%	57.6%
% of FP17s for the same patient ID Re-attending between 3 & 9 months - Adults	1,149	2,679	42.9%	50.6%	52.2%	50.1%
% of FP17s for Band 1 Urgent Courses	247	3,470	7.1%	10.9%	9.2%	9.1%
% of FP17s Relating to Free Repair or Replacements	31	3,470	0.9%	0.9%	1.0%	0.8%
% of FP17s Relating to Continuations	61	3,470	1.8%	1.2%	1.4%	1.2%
% of Patients satisfied with the dentistry they have received	4	4	N/A	92.2%	93.1%	92.8%
% of Patients satisfied with the time they had to wait for an appointment	4	4	N/A	88.3%	89.5%	88.7%

* This is based on patients treated on this contract for their most recent course of treatment. Figures in italics indicate the base number of FP17s or Patient Questionnaire responses are less than 100. N/A is shown where the base number of responses is less than 10 during the period. % is calculated as Quantity/Base number*100

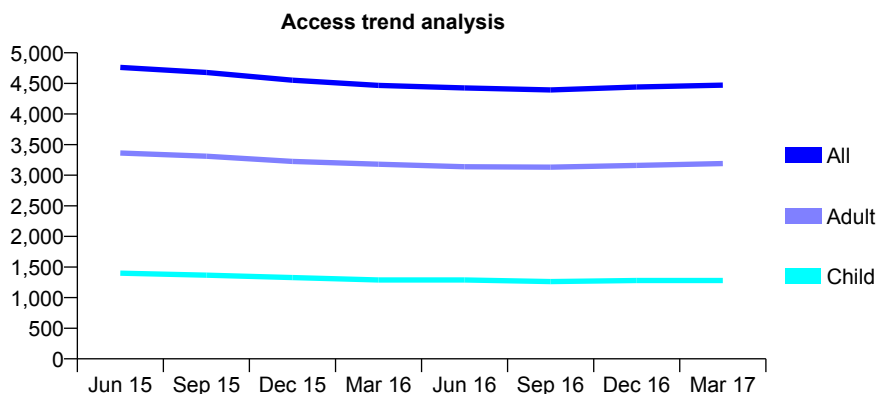
Q47 - Vital Signs At a Glance Contract Report for 101281/0150 - Year end March 2017

Name or company name	OASIS DENTAL CARE LTD
Contract type name	GDS Contract
Purpose of contract	General
Contract start date	01/04/2006
Contract end date	

16/17 Contracted general activity (UDA)	13,814
Carry forward general activity (UDA)	-128
16/17 Contracted orthodontic activity (UOA)	0
Carry forward orthodontic activity (UOA)	0
Baseline contract value	£369,767.76

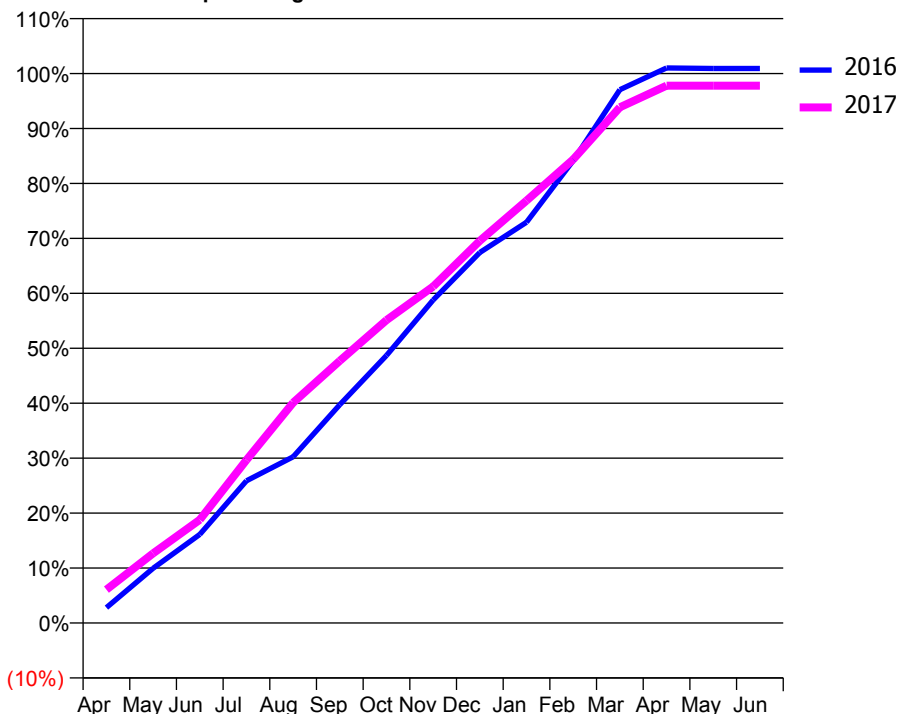
ACCESS*

Patients seen in 24 months	Total	Change since previous quarter
Quarter ending March 2016	4,468	
Quarter ending June 2016	4,427	→
Quarter ending September 2016	4,393	→
Quarter ending December 2016	4,441	→
Quarter ending March 2017	4,471	→
Variance since March 2016	0.1%	→



ACTIVITY

Cumulative percentage of contracted UDA delivered 2016 & 2017



Adjusted Scheduled Activity (UDA)

Month	2016	2017
April	388	840
May	1,376	1,751
June	2,228	2,597
July	3,575	4,097
August	4,180	5,540
September	5,490	6,592
October	6,727	7,614
November	8,120	8,458
December	9,314	9,610
January	10,076	10,617
February	11,622	11,655
March	13,407	12,964
April	13,953	13,508
May	13,942	13,506
June	13,942	13,509

QUALITY

	Quantity	Base Number	Contract	AT	Region	England
% of FP17s for the same patient ID Re-attending within 3 months - Children	174	2,187	8.0%	13.2%	13.3%	12.3%
% of FP17s for the same patient ID Re-attending within 3 months - Adults	799	5,316	15.0%	17.3%	17.3%	16.7%
% of FP17s for the same patient ID Re-attending between 3 & 9 months - Children	1,301	2,187	59.5%	56.9%	58.9%	57.6%
% of FP17s for the same patient ID Re-attending between 3 & 9 months - Adults	3,266	5,316	61.4%	50.6%	52.2%	50.1%
% of FP17s for Band 1 Urgent Courses	493	7,537	6.5%	10.9%	9.2%	9.1%
% of FP17s Relating to Free Repair or Replacements	70	7,537	0.9%	0.9%	1.0%	0.8%
% of FP17s Relating to Continuations	151	7,537	2.0%	1.2%	1.4%	1.2%
% of Patients satisfied with the dentistry they have received	13	14	92.9%	92.2%	93.1%	92.8%
% of Patients satisfied with the time they had to wait for an appointment	12	14	85.7%	88.3%	89.5%	88.7%

* This is based on patients treated on this contract for their most recent course of treatment. Figures in italics indicate the base number of FP17s or Patient Questionnaire responses are less than 100. N/A is shown where the base number of responses is less than 10 during the period. % is calculated as Quantity/Base number*100

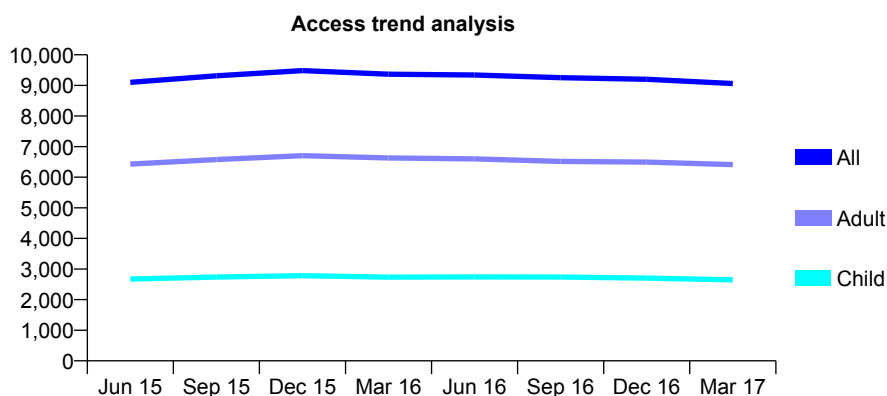
Q47 - Vital Signs At a Glance Contract Report for 101338/0017 - Year end March 2017

Name or company name	Whitecross Dental Care Limited
Contract type name	GDS Contract
Purpose of contract	General
Contract start date	01/04/2006
Contract end date	

16/17 Contracted general activity (UDA)	30,208
Carry forward general activity (UDA)	-78
16/17 Contracted orthodontic activity (UOA)	0
Carry forward orthodontic activity (UOA)	0
Baseline contract value	£931,455.49

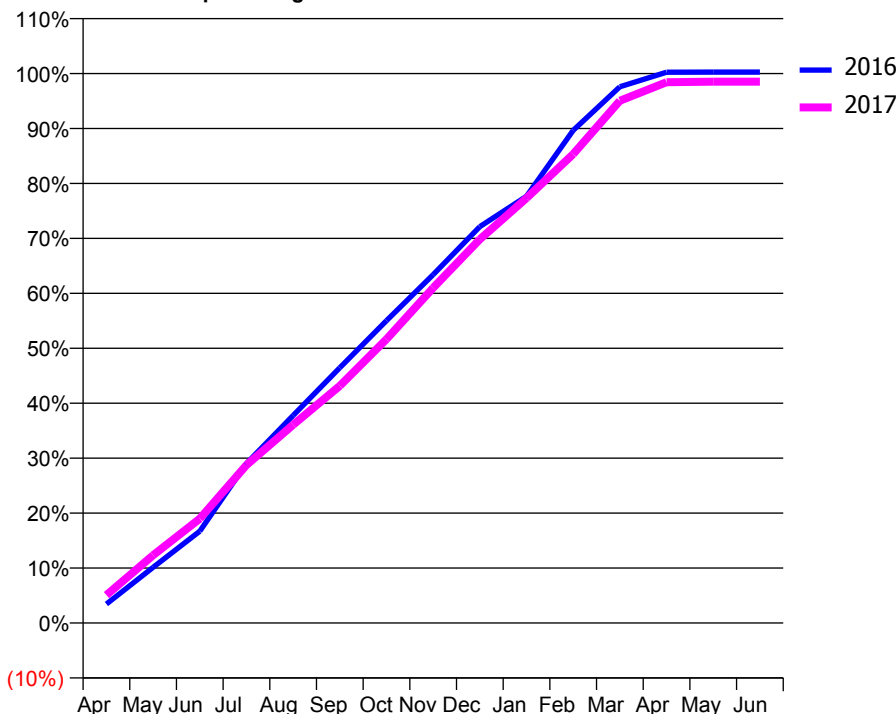
ACCESS*

Patients seen in 24 months	Total	Change since previous quarter
Quarter ending March 2016	9,365	
Quarter ending June 2016	9,341	→
Quarter ending September 2016	9,254	→
Quarter ending December 2016	9,200	→
Quarter ending March 2017	9,059	↓
Variance since March 2016	(3.3%)	↓



ACTIVITY

Cumulative percentage of contracted UDA delivered 2016 & 2017



Month	Adjusted Scheduled Activity (UDA)	
	2016	2017
April	1,042	1,535
May	3,064	3,727
June	5,047	5,734
July	8,768	8,682
August	11,409	10,900
September	14,033	13,037
October	16,621	15,601
November	19,152	18,426
December	21,787	21,094
January	23,464	23,357
February	27,083	25,781
March	29,480	28,707
April	30,280	29,732
May	30,283	29,760
June	30,286	29,759

QUALITY

	Quantity	Base Number	Contract	AT	Region	England
% of FP17s for the same patient ID Re-attending within 3 months - Children	200	3,540	5.6%	13.2%	13.3%	12.3%
% of FP17s for the same patient ID Re-attending within 3 months - Adults	974	7,925	12.3%	17.3%	17.3%	16.7%
% of FP17s for the same patient ID Re-attending between 3 & 9 months - Children	1,807	3,540	51.0%	56.9%	58.9%	57.6%
% of FP17s for the same patient ID Re-attending between 3 & 9 months - Adults	3,862	7,925	48.7%	50.6%	52.2%	50.1%
% of FP17s for Band 1 Urgent Courses	854	11,558	7.4%	10.9%	9.2%	9.1%
% of FP17s Relating to Free Repair or Replacements	53	11,558	0.5%	0.9%	1.0%	0.8%
% of FP17s Relating to Continuations	129	11,558	1.1%	1.2%	1.4%	1.2%
% of Patients satisfied with the dentistry they have received	18	19	94.7%	92.2%	93.1%	92.8%
% of Patients satisfied with the time they had to wait for an appointment	18	19	94.7%	88.3%	89.5%	88.7%

* This is based on patients treated on this contract for their most recent course of treatment. Figures in italics indicate the base number of FP17s or Patient Questionnaire responses are less than 100. N/A is shown where the base number of responses is less than 10 during the period. % is calculated as Quantity/Base number*100

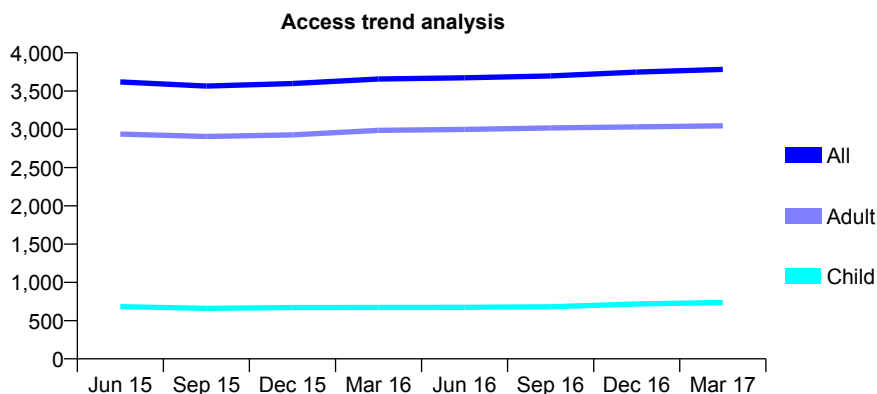
Q47 - Vital Signs At a Glance Contract Report for 101338/0023 - Year end March 2017

Name or company name	Whitecross Dental Care Limited
Contract type name	GDS Contract
Purpose of contract	General
Contract start date	01/04/2006
Contract end date	

16/17 Contracted general activity (UDA)	12,500
Carry forward general activity (UDA)	0
16/17 Contracted orthodontic activity (UOA)	0
Carry forward orthodontic activity (UOA)	0
Baseline contract value	£301,637.93

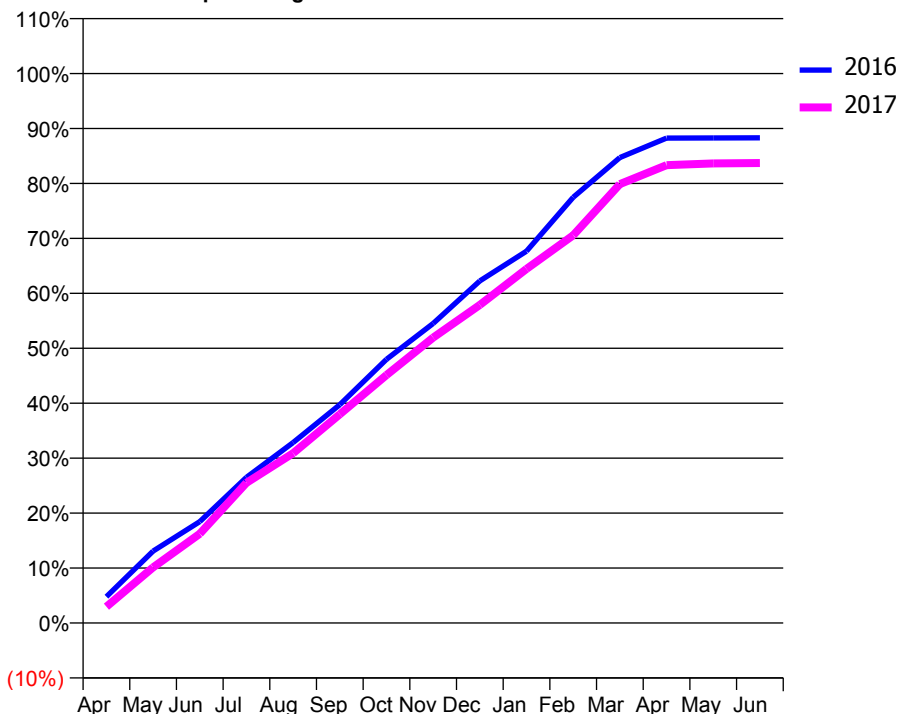
ACCESS*

Patients seen in 24 months	Total	Change since previous quarter
Quarter ending March 2016	3,658	
Quarter ending June 2016	3,673	→
Quarter ending September 2016	3,698	→
Quarter ending December 2016	3,748	→
Quarter ending March 2017	3,783	→
Variance since March 2016	3.4%	↑



ACTIVITY

Cumulative percentage of contracted UDA delivered 2016 & 2017



Month	Adjusted Scheduled Activity (UDA)	
	2016	2017
April	599	372
May	1,636	1,265
June	2,307	2,030
July	3,315	3,191
August	4,106	3,863
September	4,967	4,749
October	5,997	5,639
November	6,814	6,494
December	7,783	7,235
January	8,460	8,056
February	9,684	8,819
March	10,587	9,983
April	11,030	10,415
May	11,035	10,454
June	11,038	10,465

QUALITY

	Quantity	Base Number	Contract	AT	Region	England
% of FP17s for the same patient ID Re-attending within 3 months - Children	54	1,002	5.4%	13.2%	13.3%	12.3%
% of FP17s for the same patient ID Re-attending within 3 months - Adults	518	3,833	13.5%	17.3%	17.3%	16.7%
% of FP17s for the same patient ID Re-attending between 3 & 9 months - Children	532	1,002	53.1%	56.9%	58.9%	57.6%
% of FP17s for the same patient ID Re-attending between 3 & 9 months - Adults	1,750	3,833	45.7%	50.6%	52.2%	50.1%
% of FP17s for Band 1 Urgent Courses	319	4,872	6.5%	10.9%	9.2%	9.1%
% of FP17s Relating to Free Repair or Replacements	78	4,872	1.6%	0.9%	1.0%	0.8%
% of FP17s Relating to Continuations	159	4,872	3.3%	1.2%	1.4%	1.2%
% of Patients satisfied with the dentistry they have received	7	8	N/A	92.2%	93.1%	92.8%
% of Patients satisfied with the time they had to wait for an appointment	7	8	N/A	88.3%	89.5%	88.7%

* This is based on patients treated on this contract for their most recent course of treatment. Figures in italics indicate the base number of FP17s or Patient Questionnaire responses are less than 100. N/A is shown where the base number of responses is less than 10 during the period. % is calculated as Quantity/Base number*100

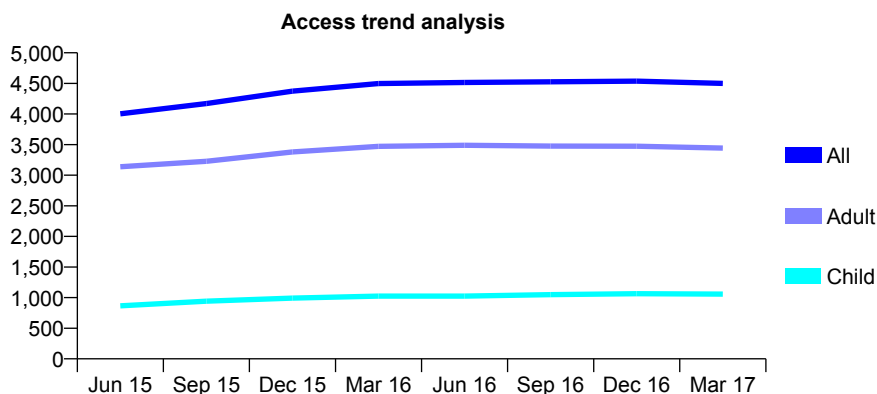
Q47 - Vital Signs At a Glance Contract Report for 101338/0044 - Year end March 2017

Name or company name	Whitecross Dental Care Limited
Contract type name	GDS Contract
Purpose of contract	General
Contract start date	01/10/2006
Contract end date	

16/17 Contracted general activity (UDA)	12,726
Carry forward general activity (UDA)	-173
16/17 Contracted orthodontic activity (UOA)	0
Carry forward orthodontic activity (UOA)	0
Baseline contract value	£352,304.46

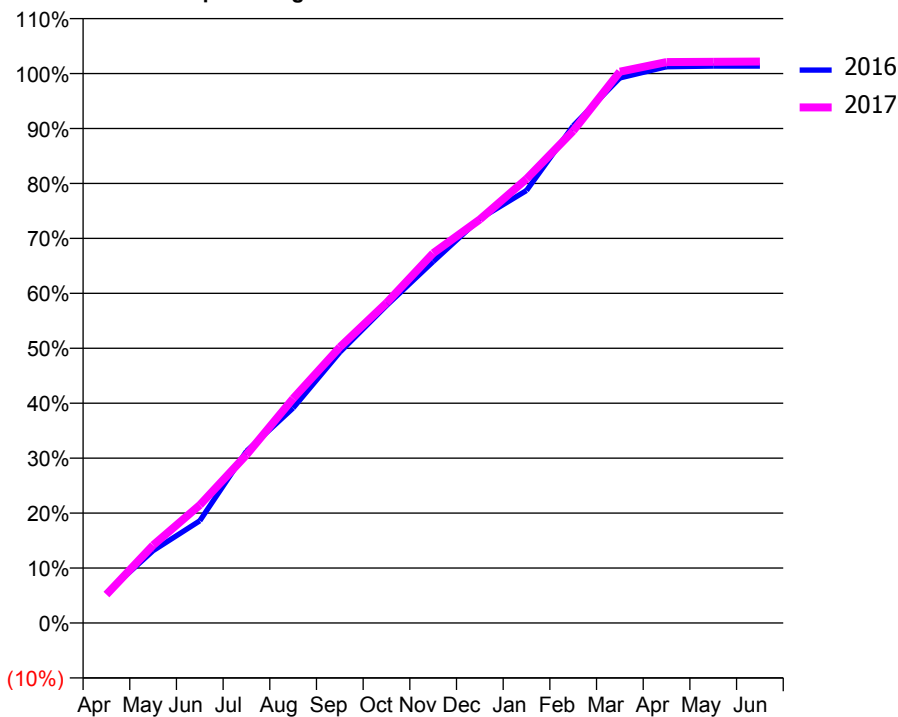
ACCESS*

Patients seen in 24 months	Total	Change since previous quarter
Quarter ending March 2016	4,498	
Quarter ending June 2016	4,515	→
Quarter ending September 2016	4,527	→
Quarter ending December 2016	4,538	→
Quarter ending March 2017	4,501	→
Variance since March 2016	0.1%	→



ACTIVITY

Cumulative percentage of contracted UDA delivered 2016 & 2017



Adjusted Scheduled Activity (UDA)

Month	2016	2017
April	692	661
May	1,676	1,801
June	2,367	2,731
July	3,980	3,897
August	4,980	5,198
September	6,270	6,389
October	7,353	7,413
November	8,370	8,565
December	9,362	9,348
January	10,018	10,284
February	11,515	11,397
March	12,623	12,768
April	12,883	12,991
May	12,898	12,997
June	12,899	13,004

QUALITY

	Quantity	Base Number	Contract	AT	Region	England
% of FP17s for the same patient ID Re-attending within 3 months - Children	81	1,476	5.5%	13.2%	13.3%	12.3%
% of FP17s for the same patient ID Re-attending within 3 months - Adults	603	4,784	12.6%	17.3%	17.3%	16.7%
% of FP17s for the same patient ID Re-attending between 3 & 9 months - Children	786	1,476	53.3%	56.9%	58.9%	57.6%
% of FP17s for the same patient ID Re-attending between 3 & 9 months - Adults	2,707	4,784	56.6%	50.6%	52.2%	50.1%
% of FP17s for Band 1 Urgent Courses	509	6,245	8.2%	10.9%	9.2%	9.1%
% of FP17s Relating to Free Repair or Replacements	88	6,245	1.4%	0.9%	1.0%	0.8%
% of FP17s Relating to Continuations	94	6,245	1.5%	1.2%	1.4%	1.2%
% of Patients satisfied with the dentistry they have received	4	5	N/A	92.2%	93.1%	92.8%
% of Patients satisfied with the time they had to wait for an appointment	5	5	N/A	88.3%	89.5%	88.7%

* This is based on patients treated on this contract for their most recent course of treatment. Figures in italics indicate the base number of FP17s or Patient Questionnaire responses are less than 100. N/A is shown where the base number of responses is less than 10 during the period. % is calculated as Quantity/Base number*100

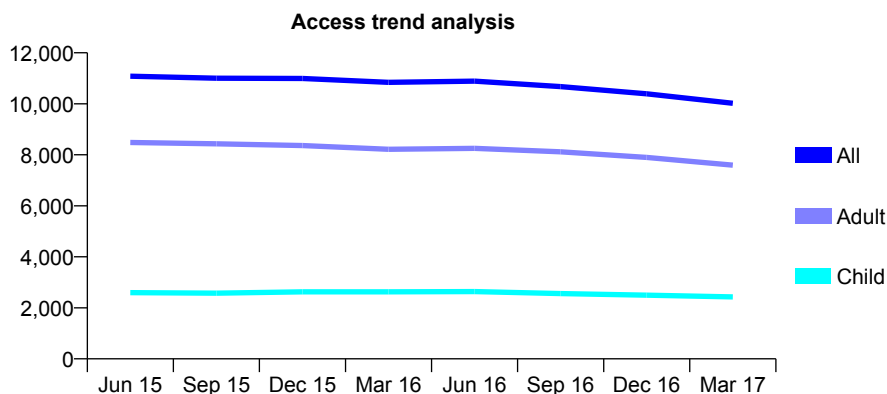
Q47 - Vital Signs At a Glance Contract Report for 101338/0115 - Year end March 2017

Name or company name	Whitecross Dental Care Limited
Contract type name	GDS Contract
Purpose of contract	General
Contract start date	04/01/2010
Contract end date	

16/17 Contracted general activity (UDA)	30,263
Carry forward general activity (UDA)	319
16/17 Contracted orthodontic activity (UOA)	0
Carry forward orthodontic activity (UOA)	0
Baseline contract value	£879,987.92

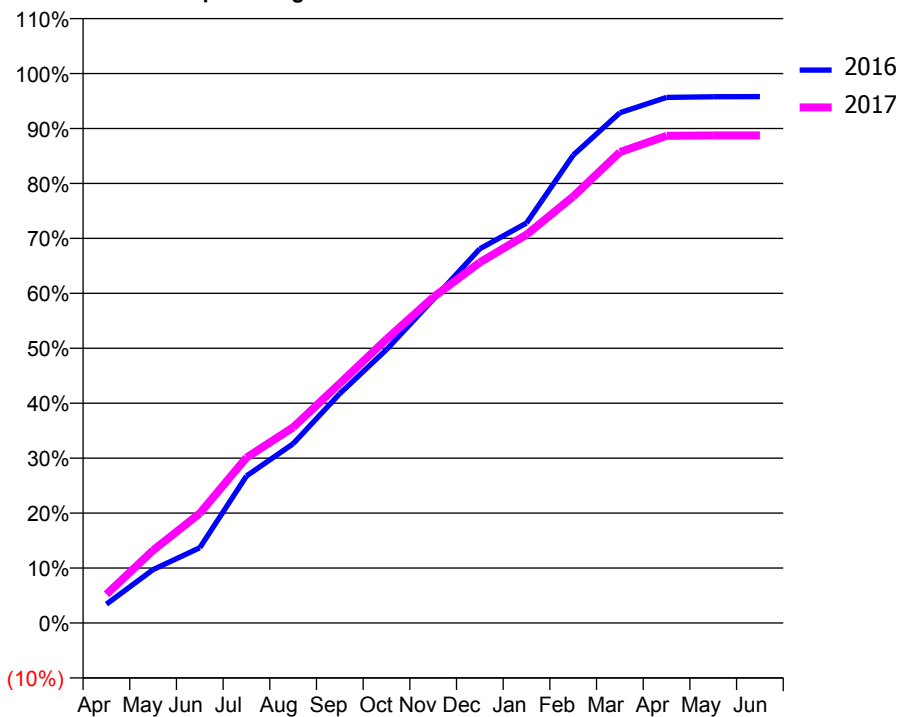
ACCESS*

Patients seen in 24 months	Total	Change since previous quarter
Quarter ending March 2016	10,844	
Quarter ending June 2016	10,891	→
Quarter ending September 2016	10,674	↓
Quarter ending December 2016	10,392	↓
Quarter ending March 2017	10,020	↓
Variance since March 2016	(7.6%)	↓



ACTIVITY

Cumulative percentage of contracted UDA delivered 2016 & 2017



Month	Adjusted Scheduled Activity (UDA)	
	2016	2017
April	1,070	1,582
May	3,041	4,008
June	4,280	6,038
July	8,367	9,108
August	10,199	10,778
September	13,050	13,191
October	15,554	15,630
November	18,407	17,936
December	21,291	19,860
January	22,756	21,387
February	26,616	23,491
March	29,031	25,931
April	29,900	26,834
May	29,943	26,851
June	29,944	26,854

QUALITY

	Quantity	Base Number	Contract	AT	Region	England
% of FP17s for the same patient ID Re-attending within 3 months - Children	161	3,086	5.2%	13.2%	13.3%	12.3%
% of FP17s for the same patient ID Re-attending within 3 months - Adults	1,252	8,594	14.6%	17.3%	17.3%	16.7%
% of FP17s for the same patient ID Re-attending between 3 & 9 months - Children	1,590	3,086	51.5%	56.9%	58.9%	57.6%
% of FP17s for the same patient ID Re-attending between 3 & 9 months - Adults	3,369	8,594	39.2%	50.6%	52.2%	50.1%
% of FP17s for Band 1 Urgent Courses	974	11,676	8.3%	10.9%	9.2%	9.1%
% of FP17s Relating to Free Repair or Replacements	106	11,676	0.9%	0.9%	1.0%	0.8%
% of FP17s Relating to Continuations	239	11,676	2.0%	1.2%	1.4%	1.2%
% of Patients satisfied with the dentistry they have received	21	22	95.5%	92.2%	93.1%	92.8%
% of Patients satisfied with the time they had to wait for an appointment	19	22	86.4%	88.3%	89.5%	88.7%

* This is based on patients treated on this contract for their most recent course of treatment. Figures in italics indicate the base number of FP17s or Patient Questionnaire responses are less than 100. N/A is shown where the base number of responses is less than 10 during the period. % is calculated as Quantity/Base number*100

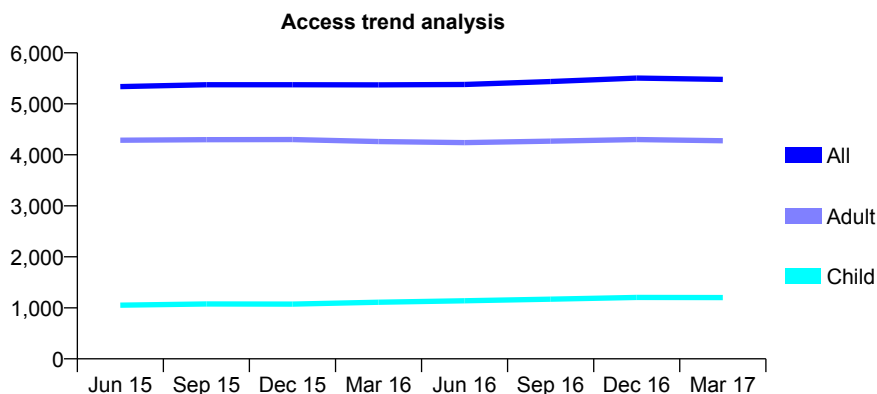
Q47 - Vital Signs At a Glance Contract Report for 101338/0123 - Year end March 2017

Name or company name	Whitecross Dental Care Limited
Contract type name	GDS Contract
Purpose of contract	General
Contract start date	19/05/2010
Contract end date	

16/17 Contracted general activity (UDA)	17,100
Carry forward general activity (UDA)	302
16/17 Contracted orthodontic activity (UOA)	0
Carry forward orthodontic activity (UOA)	0
Baseline contract value	£511,834.51

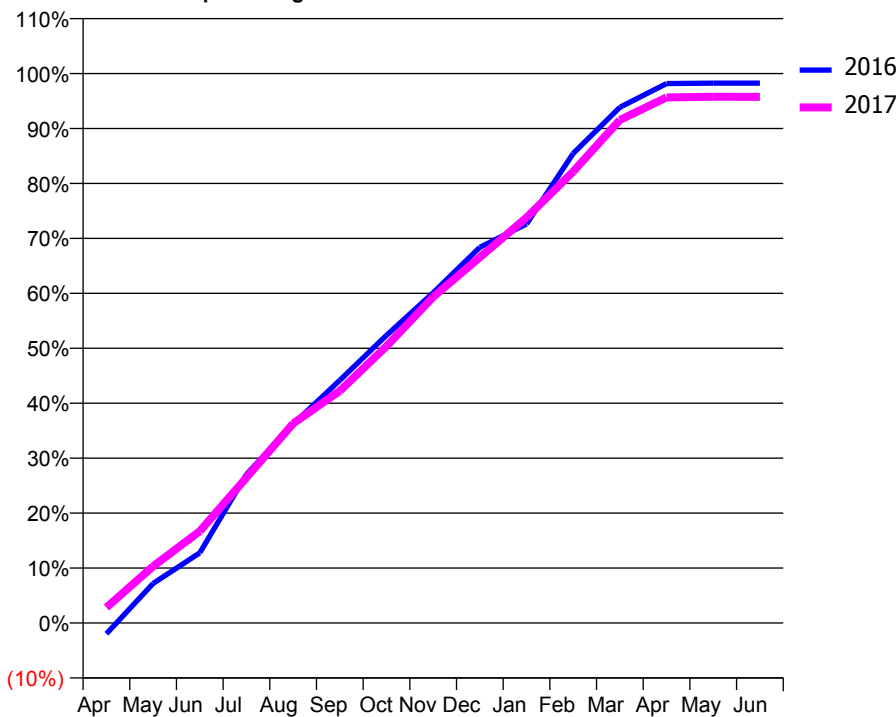
ACCESS*

Patients seen in 24 months	Total	Change since previous quarter
Quarter ending March 2016	5,371	
Quarter ending June 2016	5,378	→
Quarter ending September 2016	5,436	→
Quarter ending December 2016	5,504	→
Quarter ending March 2017	5,479	→
Variance since March 2016	2.0%	↑



ACTIVITY

Cumulative percentage of contracted UDA delivered 2016 & 2017



Adjusted Scheduled Activity (UDA)

Month	2016	2017
April	-337	482
May	1,231	1,765
June	2,185	2,859
July	4,624	4,523
August	6,189	6,210
September	7,553	7,223
October	8,955	8,614
November	10,279	10,148
December	11,690	11,382
January	12,418	12,618
February	14,614	14,050
March	16,049	15,653
April	16,786	16,357
May	16,798	16,375
June	16,798	16,372

QUALITY

	Quantity	Base Number	Contract	AT	Region	England
% of FP17s for the same patient ID Re-attending within 3 months - Children	213	2,074	10.3%	13.2%	13.3%	12.3%
% of FP17s for the same patient ID Re-attending within 3 months - Adults	643	5,318	12.1%	17.3%	17.3%	16.7%
% of FP17s for the same patient ID Re-attending between 3 & 9 months - Children	1,253	2,074	60.4%	56.9%	58.9%	57.6%
% of FP17s for the same patient ID Re-attending between 3 & 9 months - Adults	2,430	5,318	45.7%	50.6%	52.2%	50.1%
% of FP17s for Band 1 Urgent Courses	439	7,382	5.9%	10.9%	9.2%	9.1%
% of FP17s Relating to Free Repair or Replacements	78	7,382	1.1%	0.9%	1.0%	0.8%
% of FP17s Relating to Continuations	182	7,382	2.5%	1.2%	1.4%	1.2%
% of Patients satisfied with the dentistry they have received	12	13	92.3%	92.2%	93.1%	92.8%
% of Patients satisfied with the time they had to wait for an appointment	13	13	100.0%	88.3%	89.5%	88.7%

* This is based on patients treated on this contract for their most recent course of treatment. Figures in italics indicate the base number of FP17s or Patient Questionnaire responses are less than 100. N/A is shown where the base number of responses is less than 10 during the period. % is calculated as Quantity/Base number*100

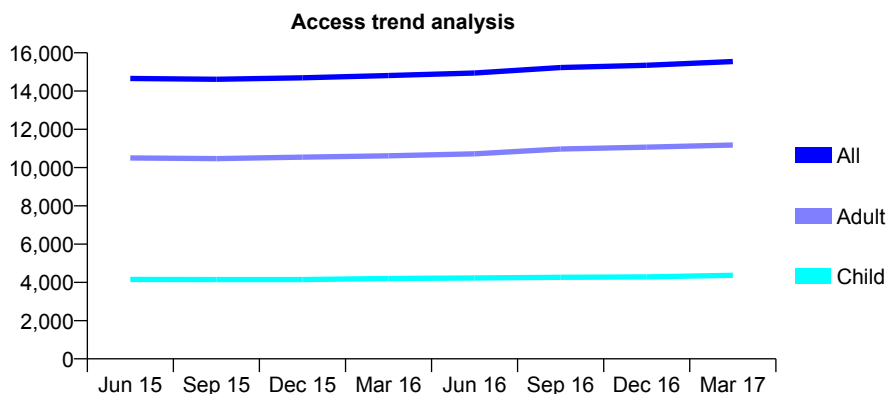
Q47 - Vital Signs At a Glance Contract Report for 101370/0021 - Year end March 2017

Name or company name	Petrie Tucker and Partners Ltd
Contract type name	GDS Contract
Purpose of contract	General
Contract start date	01/04/2006
Contract end date	

16/17 Contracted general activity (UDA)	47,600
Carry forward general activity (UDA)	-42
16/17 Contracted orthodontic activity (UOA)	0
Carry forward orthodontic activity (UOA)	0
Baseline contract value	£1,262,085.57

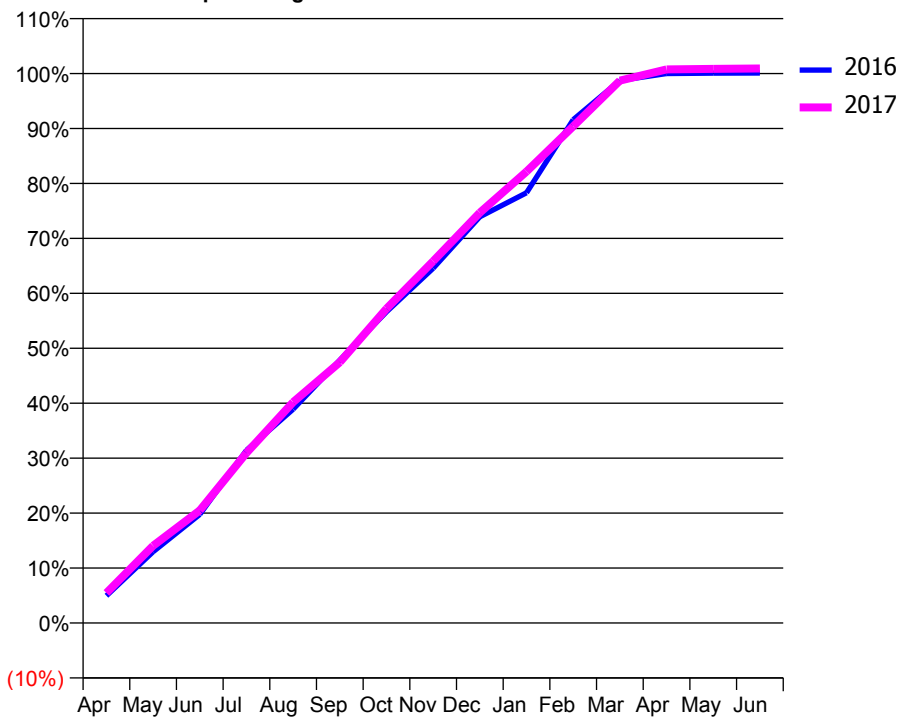
ACCESS*

Patients seen in 24 months	Total	Change since previous quarter
Quarter ending March 2016	14,811	
Quarter ending June 2016	14,945	→
Quarter ending September 2016	15,232	→
Quarter ending December 2016	15,351	→
Quarter ending March 2017	15,546	→
Variance since March 2016	5.0%	↑



ACTIVITY

Cumulative percentage of contracted UDA delivered 2016 & 2017



Month	Adjusted Scheduled Activity (UDA)	
	2016	2017
April	2,360	2,603
May	6,178	6,697
June	9,406	9,759
July	14,967	14,739
August	18,524	19,133
September	22,777	22,593
October	26,960	27,229
November	30,733	31,342
December	35,195	35,552
January	37,268	39,109
February	43,600	43,021
March	46,994	46,989
April	47,599	47,954
May	47,635	47,995
June	47,642	48,037

QUALITY

	Quantity	Base Number	Contract	AT	Region	England
% of FP17s for the same patient ID Re-attending within 3 months - Children	530	6,585	8.0%	13.2%	13.3%	12.3%
% of FP17s for the same patient ID Re-attending within 3 months - Adults	1,926	14,156	13.6%	17.3%	17.3%	16.7%
% of FP17s for the same patient ID Re-attending between 3 & 9 months - Children	3,733	6,585	56.7%	56.9%	58.9%	57.6%
% of FP17s for the same patient ID Re-attending between 3 & 9 months - Adults	6,870	14,156	48.5%	50.6%	52.2%	50.1%
% of FP17s for Band 1 Urgent Courses	1,526	20,875	7.3%	10.9%	9.2%	9.1%
% of FP17s Relating to Free Repair or Replacements	124	20,875	0.6%	0.9%	1.0%	0.8%
% of FP17s Relating to Continuations	378	20,875	1.8%	1.2%	1.4%	1.2%
% of Patients satisfied with the dentistry they have received	16	16	100.0%	92.2%	93.1%	92.8%
% of Patients satisfied with the time they had to wait for an appointment	14	16	87.5%	88.3%	89.5%	88.7%

* This is based on patients treated on this contract for their most recent course of treatment. Figures in italics indicate the base number of FP17s or Patient Questionnaire responses are less than 100. N/A is shown where the base number of responses is less than 10 during the period. % is calculated as Quantity/Base number*100

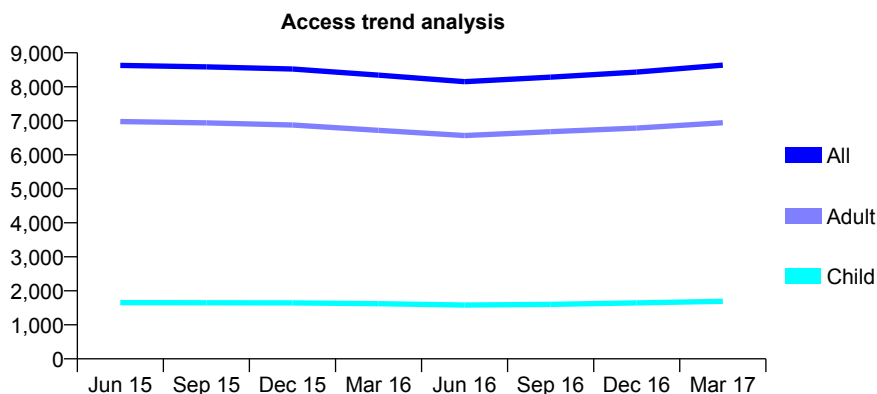
Q47 - Vital Signs At a Glance Contract Report for 101370/0043 - Year end March 2017

Name or company name	Petrie Tucker and Partners Ltd
Contract type name	GDS Contract
Purpose of contract	General
Contract start date	01/04/2006
Contract end date	

16/17 Contracted general activity (UDA)	27,015
Carry forward general activity (UDA)	-68
16/17 Contracted orthodontic activity (UOA)	0
Carry forward orthodontic activity (UOA)	0
Baseline contract value	£762,795.14

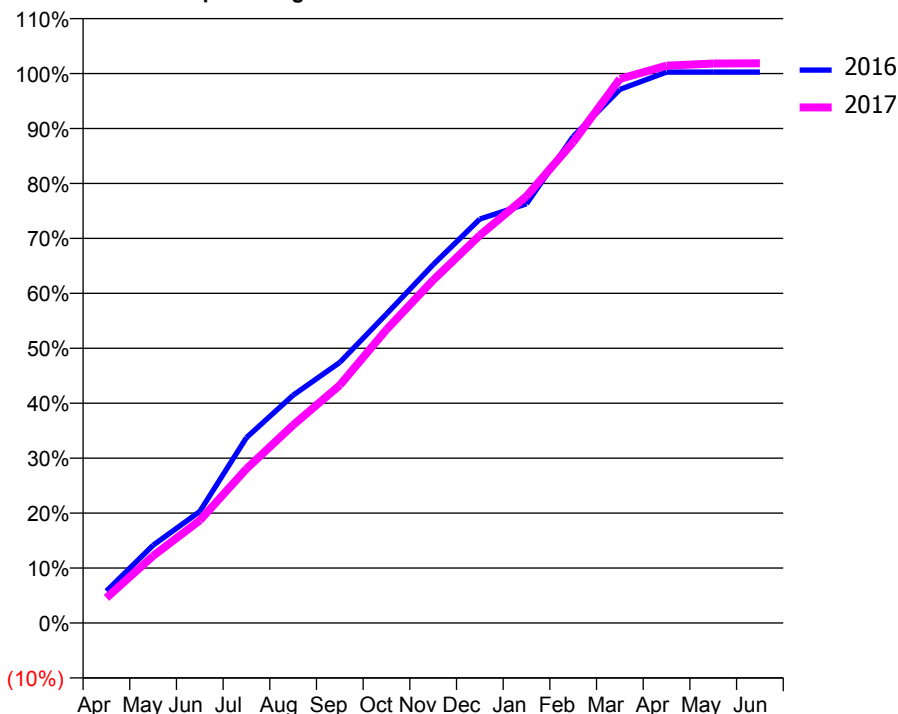
ACCESS*

Patients seen in 24 months	Total	Change since previous quarter
Quarter ending March 2016	8,344	
Quarter ending June 2016	8,151	↓
Quarter ending September 2016	8,283	→
Quarter ending December 2016	8,433	→
Quarter ending March 2017	8,636	↑
Variance since March 2016	3.5%	↑



ACTIVITY

Cumulative percentage of contracted UDA delivered 2016 & 2017



Month	Adjusted Scheduled Activity (UDA)	
	2016	2017
April	1,571	1,236
May	3,827	3,301
June	5,481	5,044
July	9,118	7,579
August	11,203	9,733
September	12,813	11,694
October	15,193	14,426
November	17,617	16,860
December	19,863	19,060
January	20,608	20,984
February	23,916	23,643
March	26,233	26,751
April	27,082	27,399
May	27,083	27,507
June	27,083	27,519

QUALITY

	Quantity	Base Number	Contract	AT	Region	England
% of FP17s for the same patient ID Re-attending within 3 months - Children	170	2,559	6.6%	13.2%	13.3%	12.3%
% of FP17s for the same patient ID Re-attending within 3 months - Adults	1,239	10,121	12.2%	17.3%	17.3%	16.7%
% of FP17s for the same patient ID Re-attending between 3 & 9 months - Children	1,337	2,559	52.2%	56.9%	58.9%	57.6%
% of FP17s for the same patient ID Re-attending between 3 & 9 months - Adults	4,973	10,121	49.1%	50.6%	52.2%	50.1%
% of FP17s for Band 1 Urgent Courses	632	12,588	5.0%	10.9%	9.2%	9.1%
% of FP17s Relating to Free Repair or Replacements	201	12,588	1.6%	0.9%	1.0%	0.8%
% of FP17s Relating to Continuations	273	12,588	2.2%	1.2%	1.4%	1.2%
% of Patients satisfied with the dentistry they have received	13	14	92.9%	92.2%	93.1%	92.8%
% of Patients satisfied with the time they had to wait for an appointment	14	14	100.0%	88.3%	89.5%	88.7%

* This is based on patients treated on this contract for their most recent course of treatment. Figures in italics indicate the base number of FP17s or Patient Questionnaire responses are less than 100. N/A is shown where the base number of responses is less than 10 during the period. % is calculated as Quantity/Base number*100

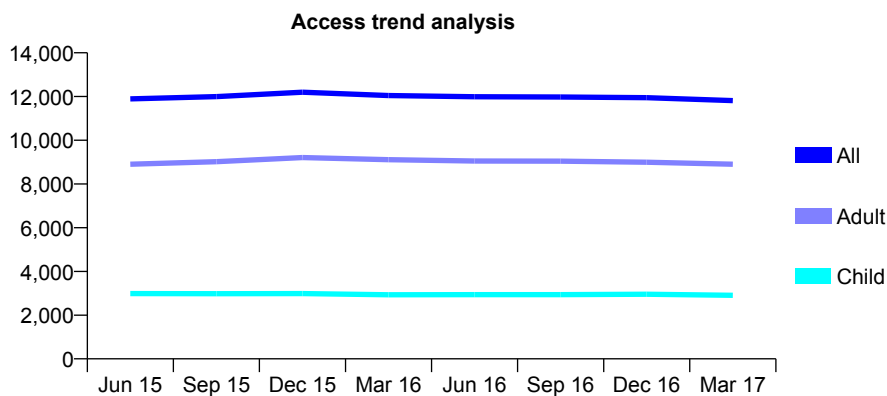
Q47 - Vital Signs At a Glance Contract Report for 101370/0084 - Year end March 2017

Name or company name	Petrie Tucker and Partners Ltd
Contract type name	GDS Contract
Purpose of contract	General
Contract start date	01/04/2007
Contract end date	

16/17 Contracted general activity (UDA)	33,780
Carry forward general activity (UDA)	471
16/17 Contracted orthodontic activity (UOA)	0
Carry forward orthodontic activity (UOA)	0
Baseline contract value	£1,021,468.48

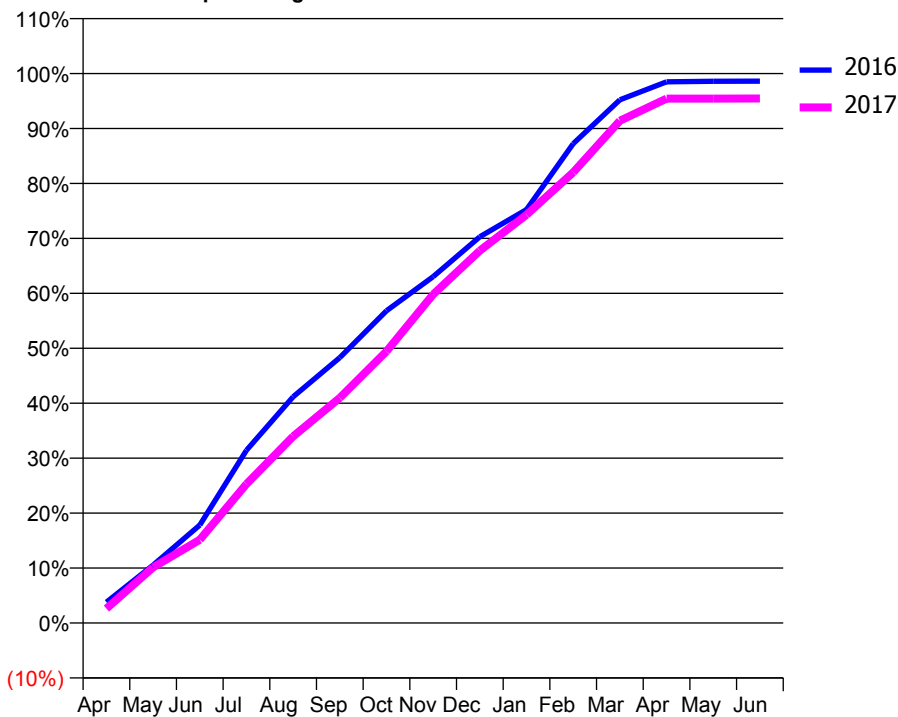
ACCESS*

Patients seen in 24 months	Total	Change since previous quarter
Quarter ending March 2016	12,046	
Quarter ending June 2016	11,988	→
Quarter ending September 2016	11,979	→
Quarter ending December 2016	11,946	→
Quarter ending March 2017	11,814	↓
Variance since March 2016	(1.9%)	↓



ACTIVITY

Cumulative percentage of contracted UDA delivered 2016 & 2017



Month	Adjusted Scheduled Activity (UDA)	
	2016	2017
April	1,283	890
May	3,563	3,419
June	6,017	5,116
July	10,617	8,544
August	13,904	11,475
September	16,316	13,845
October	19,191	16,704
November	21,294	20,204
December	23,740	22,892
January	25,418	25,099
February	29,463	27,707
March	32,166	30,878
April	33,266	32,236
May	33,302	32,237
June	33,309	32,246

QUALITY

	Quantity	Base Number	Contract	AT	Region	England
% of FP17s for the same patient ID Re-attending within 3 months - Children	291	3,837	7.6%	13.2%	13.3%	12.3%
% of FP17s for the same patient ID Re-attending within 3 months - Adults	1,826	11,359	16.1%	17.3%	17.3%	16.7%
% of FP17s for the same patient ID Re-attending between 3 & 9 months - Children	1,753	3,837	45.7%	56.9%	58.9%	57.6%
% of FP17s for the same patient ID Re-attending between 3 & 9 months - Adults	4,837	11,359	42.6%	50.6%	52.2%	50.1%
% of FP17s for Band 1 Urgent Courses	1,360	15,147	9.0%	10.9%	9.2%	9.1%
% of FP17s Relating to Free Repair or Replacements	165	15,147	1.1%	0.9%	1.0%	0.8%
% of FP17s Relating to Continuations	502	15,147	3.3%	1.2%	1.4%	1.2%
% of Patients satisfied with the dentistry they have received	23	23	100.0%	92.2%	93.1%	92.8%
% of Patients satisfied with the time they had to wait for an appointment	18	23	78.3%	88.3%	89.5%	88.7%

* This is based on patients treated on this contract for their most recent course of treatment. Figures in italics indicate the base number of FP17s or Patient Questionnaire responses are less than 100. N/A is shown where the base number of responses is less than 10 during the period. % is calculated as Quantity/Base number*100

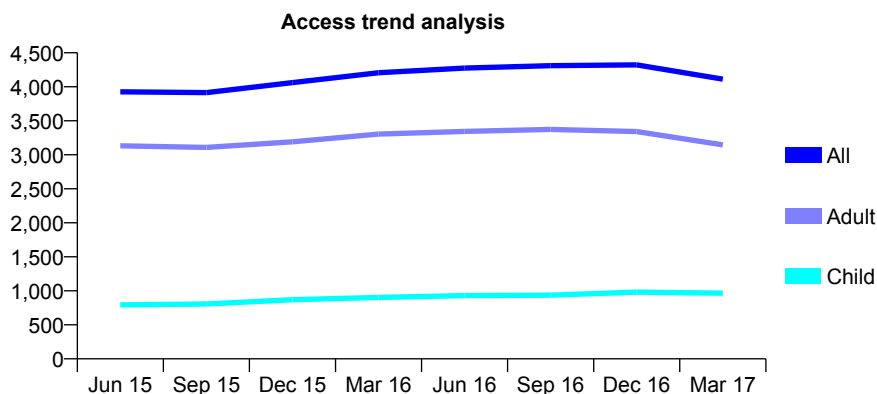
Q47 - Vital Signs At a Glance Contract Report for 101435/0096 - Year end March 2017

Name or company name	IDH Limited
Contract type name	GDS Contract
Purpose of contract	General
Contract start date	25/04/2008
Contract end date	

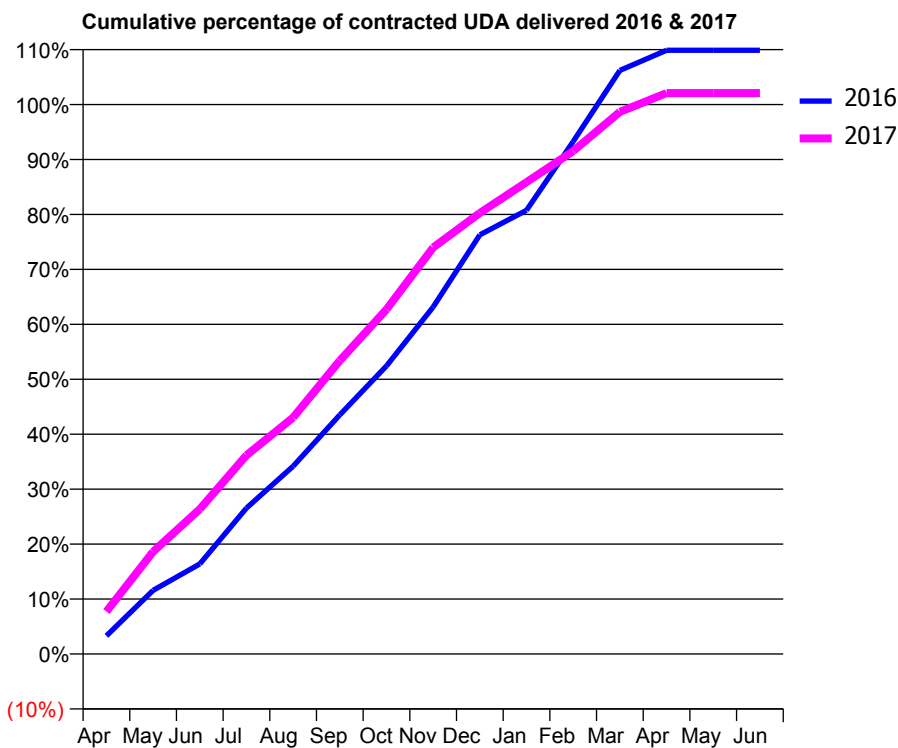
16/17 Contracted general activity (UDA)	14,432
Carry forward general activity (UDA)	-116
16/17 Contracted orthodontic activity (UOA)	0
Carry forward orthodontic activity (UOA)	0
Baseline contract value	£352,438.19

ACCESS*

Patients seen in 24 months	Total	Change since previous quarter
Quarter ending March 2016	4,207	
Quarter ending June 2016	4,275	→
Quarter ending September 2016	4,310	→
Quarter ending December 2016	4,323	→
Quarter ending March 2017	4,113	↓
Variance since March 2016	(2.2%)	↓



ACTIVITY



Month	Adjusted Scheduled Activity (UDA)	
	2016	2017
April	439	1,116
May	1,535	2,687
June	2,171	3,807
July	3,518	5,221
August	4,525	6,210
September	5,762	7,707
October	6,944	9,053
November	8,362	10,676
December	10,102	11,585
January	10,694	12,394
February	12,352	13,210
March	14,062	14,238
April	14,548	14,732
May	14,548	14,732
June	14,548	14,732

QUALITY

	Quantity	Base Number	Contract	AT	Region	England
% of FP17s for the same patient ID Re-attending within 3 months - Children	88	1,177	7.5%	13.2%	13.3%	12.3%
% of FP17s for the same patient ID Re-attending within 3 months - Adults	722	4,069	17.7%	17.3%	17.3%	16.7%
% of FP17s for the same patient ID Re-attending between 3 & 9 months - Children	501	1,177	42.6%	56.9%	58.9%	57.6%
% of FP17s for the same patient ID Re-attending between 3 & 9 months - Adults	1,817	4,069	44.7%	50.6%	52.2%	50.1%
% of FP17s for Band 1 Urgent Courses	575	5,279	10.9%	10.9%	9.2%	9.1%
% of FP17s Relating to Free Repair or Replacements	50	5,279	0.9%	0.9%	1.0%	0.8%
% of FP17s Relating to Continuations	102	5,279	1.9%	1.2%	1.4%	1.2%
% of Patients satisfied with the dentistry they have received	23	26	88.5%	92.2%	93.1%	92.8%
% of Patients satisfied with the time they had to wait for an appointment	20	26	76.9%	88.3%	89.5%	88.7%

* This is based on patients treated on this contract for their most recent course of treatment. Figures in italics indicate the base number of FP17s or Patient Questionnaire responses are less than 100. N/A is shown where the base number of responses is less than 10 during the period. % is calculated as Quantity/Base number*100

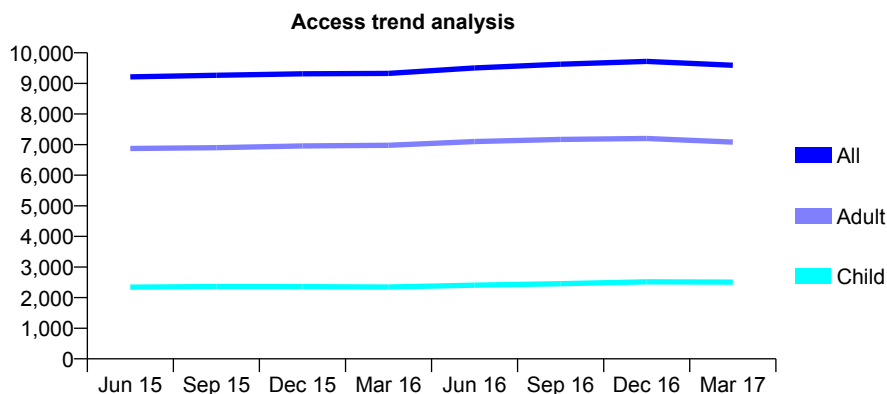
Q47 - Vital Signs At a Glance Contract Report for 101435/0097 - Year end March 2017

Name or company name	IDH Limited
Contract type name	GDS Contract
Purpose of contract	General
Contract start date	07/05/2008
Contract end date	

16/17 Contracted general activity (UDA)	25,500
Carry forward general activity (UDA)	528
16/17 Contracted orthodontic activity (UOA)	0
Carry forward orthodontic activity (UOA)	0
Baseline contract value	£563,546.29

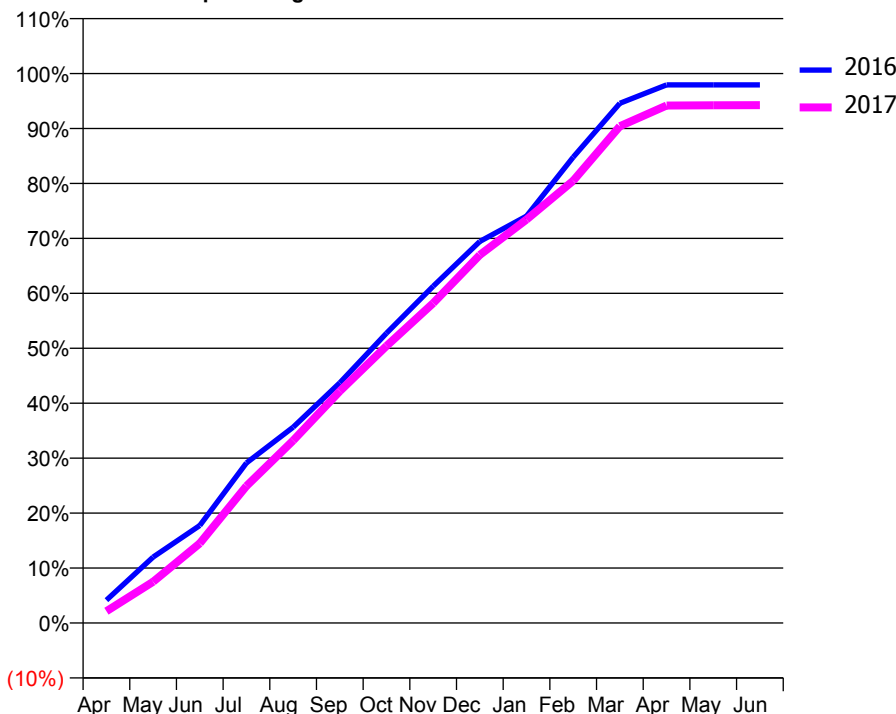
ACCESS*

Patients seen in 24 months	Total	Change since previous quarter
Quarter ending March 2016	9,328	
Quarter ending June 2016	9,506	→
Quarter ending September 2016	9,626	→
Quarter ending December 2016	9,719	→
Quarter ending March 2017	9,591	↓
Variance since March 2016	2.8%	↑



ACTIVITY

Cumulative percentage of contracted UDA delivered 2016 & 2017



Month	Adjusted Scheduled Activity (UDA)	
	2016	2017
April	1,059	547
May	3,057	1,917
June	4,529	3,695
July	7,429	6,358
August	9,090	8,469
September	11,146	10,758
October	13,447	12,854
November	15,627	14,842
December	17,706	17,082
January	18,881	18,724
February	21,617	20,521
March	24,118	23,051
April	24,972	24,014
May	24,972	24,025
June	24,972	24,031

QUALITY

	Quantity	Base Number	Contract	AT	Region	England
% of FP17s for the same patient ID Re-attending within 3 months - Children	144	3,017	4.8%	13.2%	13.3%	12.3%
% of FP17s for the same patient ID Re-attending within 3 months - Adults	734	7,691	9.5%	17.3%	17.3%	16.7%
% of FP17s for the same patient ID Re-attending between 3 & 9 months - Children	1,414	3,017	46.9%	56.9%	58.9%	57.6%
% of FP17s for the same patient ID Re-attending between 3 & 9 months - Adults	3,497	7,691	45.5%	50.6%	52.2%	50.1%
% of FP17s for Band 1 Urgent Courses	489	10,784	4.5%	10.9%	9.2%	9.1%
% of FP17s Relating to Free Repair or Replacements	96	10,784	0.9%	0.9%	1.0%	0.8%
% of FP17s Relating to Continuations	142	10,784	1.3%	1.2%	1.4%	1.2%
% of Patients satisfied with the dentistry they have received	16	20	80.0%	92.2%	93.1%	92.8%
% of Patients satisfied with the time they had to wait for an appointment	16	20	80.0%	88.3%	89.5%	88.7%

* This is based on patients treated on this contract for their most recent course of treatment. Figures in italics indicate the base number of FP17s or Patient Questionnaire responses are less than 100. N/A is shown where the base number of responses is less than 10 during the period. % is calculated as Quantity/Base number*100

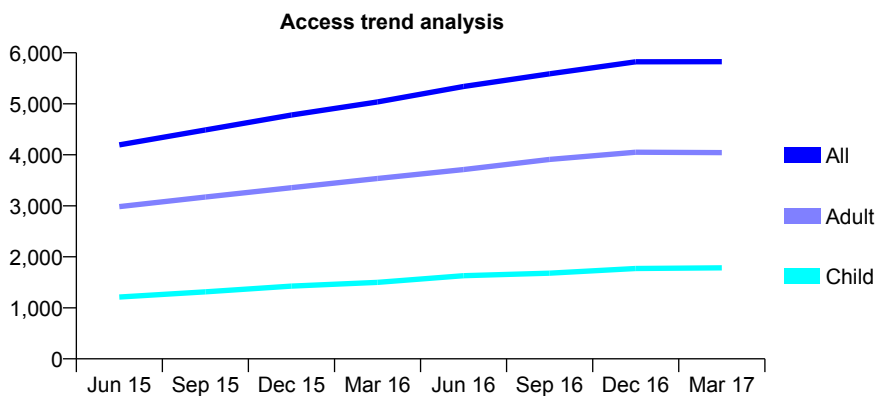
Q47 - Vital Signs At a Glance Contract Report for 101435/0144 - Year end March 2017

Name or company name	IDH Limited
Contract type name	GDS Contract
Purpose of contract	General
Contract start date	01/12/2012
Contract end date	

16/17 Contracted general activity (UDA)	13,990
Carry forward general activity (UDA)	342
16/17 Contracted orthodontic activity (UOA)	0
Carry forward orthodontic activity (UOA)	0
Baseline contract value	£412,256.75

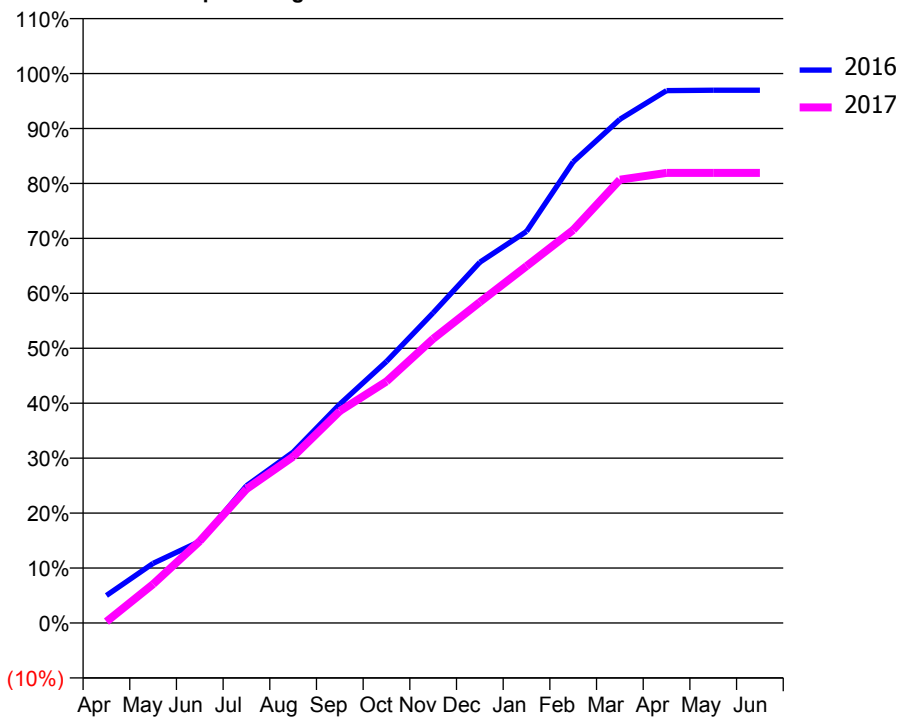
ACCESS*

Patients seen in 24 months	Total	Change since previous quarter
Quarter ending March 2016	5,036	
Quarter ending June 2016	5,340	↑
Quarter ending September 2016	5,589	↑
Quarter ending December 2016	5,823	↑
Quarter ending March 2017	5,827	→
Variance since March 2016	15.7%	↑



ACTIVITY

Cumulative percentage of contracted UDA delivered 2016 & 2017



Adjusted Scheduled Activity (UDA)

Month	2016	2017
April	564	36
May	1,223	990
June	1,672	2,085
July	2,811	3,409
August	3,500	4,236
September	4,483	5,397
October	5,357	6,149
November	6,354	7,237
December	7,388	8,171
January	8,019	9,086
February	9,444	10,005
March	10,313	11,287
April	10,901	11,459
May	10,910	11,458
June	10,910	11,458

QUALITY

	Quantity	Base Number	Contract	AT	Region	England
% of FP17s for the same patient ID Re-attending within 3 months - Children	86	2,252	3.8%	13.2%	13.3%	12.3%
% of FP17s for the same patient ID Re-attending within 3 months - Adults	322	4,205	7.7%	17.3%	17.3%	16.7%
% of FP17s for the same patient ID Re-attending between 3 & 9 months - Children	1,179	2,252	52.4%	56.9%	58.9%	57.6%
% of FP17s for the same patient ID Re-attending between 3 & 9 months - Adults	1,530	4,205	36.4%	50.6%	52.2%	50.1%
% of FP17s for Band 1 Urgent Courses	262	6,233	4.2%	10.9%	9.2%	9.1%
% of FP17s Relating to Free Repair or Replacements	24	6,233	0.4%	0.9%	1.0%	0.8%
% of FP17s Relating to Continuations	77	6,233	1.2%	1.2%	1.4%	1.2%
% of Patients satisfied with the dentistry they have received	4	5	N/A	92.2%	93.1%	92.8%
% of Patients satisfied with the time they had to wait for an appointment	5	5	N/A	88.3%	89.5%	88.7%

* This is based on patients treated on this contract for their most recent course of treatment. Figures in italics indicate the base number of FP17s or Patient Questionnaire responses are less than 100. N/A is shown where the base number of responses is less than 10 during the period. % is calculated as Quantity/Base number*100

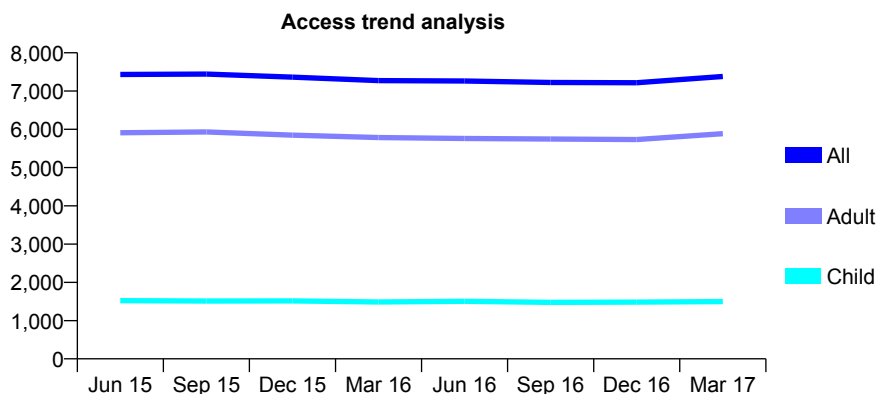
Q47 - Vital Signs At a Glance Contract Report for 102350/0001 - Year end March 2017

Name or company name	Complete Dental
Contract type name	GDS Contract
Purpose of contract	General
Contract start date	01/04/2006
Contract end date	

16/17 Contracted general activity (UDA)	24,000
Carry forward general activity (UDA)	-38
16/17 Contracted orthodontic activity (UOA)	0
Carry forward orthodontic activity (UOA)	0
Baseline contract value	£575,884.09

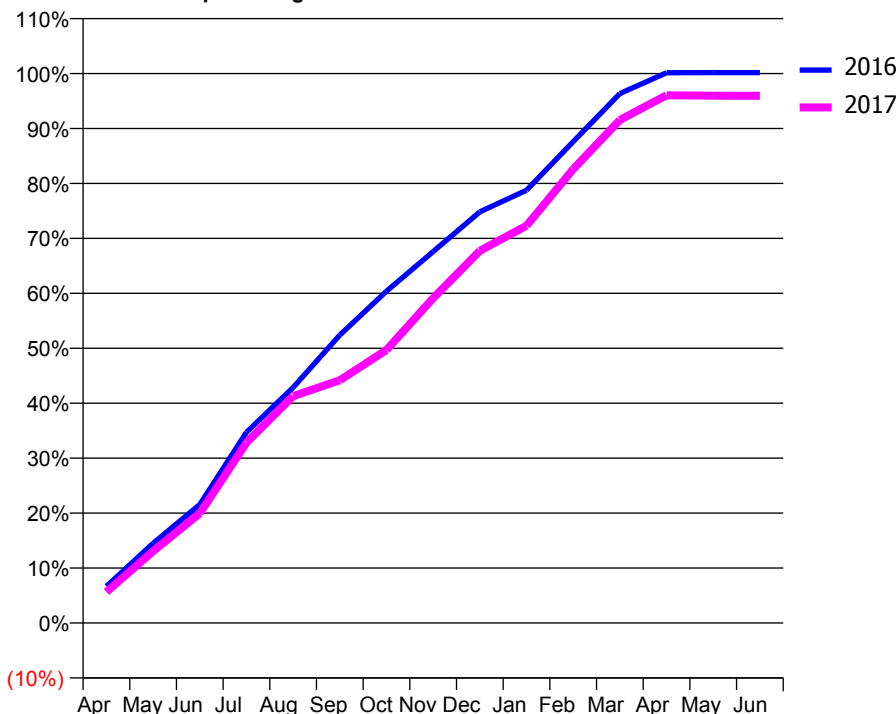
ACCESS*

Patients seen in 24 months	Total	Change since previous quarter
Quarter ending March 2016	7,272	
Quarter ending June 2016	7,263	→
Quarter ending September 2016	7,224	→
Quarter ending December 2016	7,216	→
Quarter ending March 2017	7,382	↑
Variance since March 2016	1.5%	→



ACTIVITY

Cumulative percentage of contracted UDA delivered 2016 & 2017



Adjusted Scheduled Activity (UDA)

Month	2016	2017
April	1,602	1,361
May	3,478	3,135
June	5,176	4,790
July	8,333	7,874
August	10,291	9,912
September	12,578	10,603
October	14,492	11,922
November	16,220	14,191
December	17,961	16,256
January	18,905	17,351
February	21,024	19,823
March	23,122	21,968
April	24,035	23,047
May	24,038	23,029
June	24,038	23,025

QUALITY

	Quantity	Base Number	Contract	AT	Region	England
% of FP17s for the same patient ID Re-attending within 3 months - Children	191	2,424	7.9%	13.2%	13.3%	12.3%
% of FP17s for the same patient ID Re-attending within 3 months - Adults	1,308	9,029	14.5%	17.3%	17.3%	16.7%
% of FP17s for the same patient ID Re-attending between 3 & 9 months - Children	1,613	2,424	66.5%	56.9%	58.9%	57.6%
% of FP17s for the same patient ID Re-attending between 3 & 9 months - Adults	5,102	9,029	56.5%	50.6%	52.2%	50.1%
% of FP17s for Band 1 Urgent Courses	616	11,540	5.3%	10.9%	9.2%	9.1%
% of FP17s Relating to Free Repair or Replacements	183	11,540	1.6%	0.9%	1.0%	0.8%
% of FP17s Relating to Continuations	176	11,540	1.5%	1.2%	1.4%	1.2%
% of Patients satisfied with the dentistry they have received	33	33	100.0%	92.2%	93.1%	92.8%
% of Patients satisfied with the time they had to wait for an appointment	30	33	90.9%	88.3%	89.5%	88.7%

* This is based on patients treated on this contract for their most recent course of treatment. Figures in italics indicate the base number of FP17s or Patient Questionnaire responses are less than 100. N/A is shown where the base number of responses is less than 10 during the period. % is calculated as Quantity/Base number*100

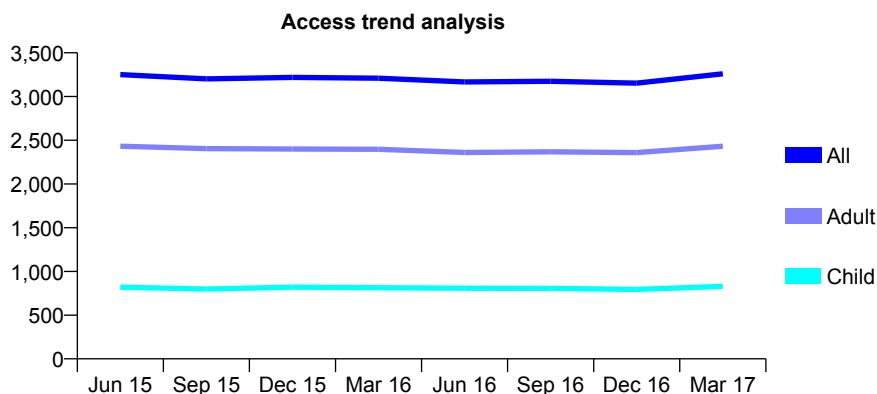
Q47 - Vital Signs At a Glance Contract Report for 103578/0001 - Year end March 2017

Name or company name	Lostock Hall Dental Care Ltd
Contract type name	GDS Contract
Purpose of contract	General
Contract start date	01/11/2009
Contract end date	

16/17 Contracted general activity (UDA)	9,683
Carry forward general activity (UDA)	223
16/17 Contracted orthodontic activity (UOA)	0
Carry forward orthodontic activity (UOA)	0
Baseline contract value	£259,973.54

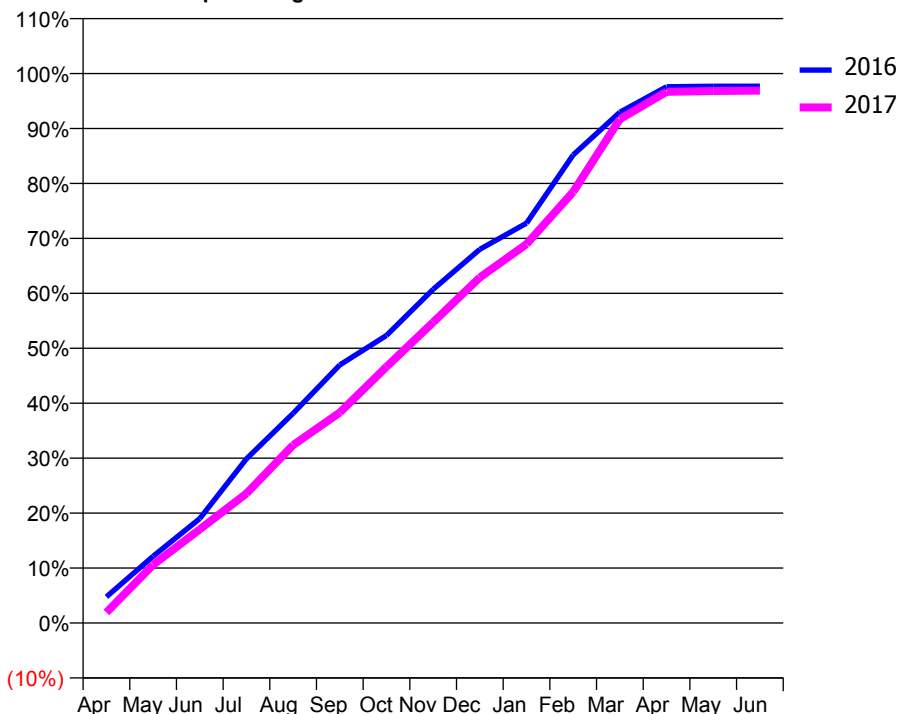
ACCESS*

Patients seen in 24 months	Total	Change since previous quarter
Quarter ending March 2016	3,210	
Quarter ending June 2016	3,167	↓
Quarter ending September 2016	3,174	→
Quarter ending December 2016	3,153	→
Quarter ending March 2017	3,260	↑
Variance since March 2016	1.6%	→



ACTIVITY

Cumulative percentage of contracted UDA delivered 2016 & 2017



Month	Adjusted Scheduled Activity (UDA)	
	2016	2017
April	462	187
May	1,177	1,027
June	1,842	1,650
July	2,894	2,282
August	3,695	3,135
September	4,549	3,710
October	5,068	4,515
November	5,881	5,299
December	6,585	6,088
January	7,046	6,677
February	8,248	7,598
March	9,002	8,878
April	9,450	9,360
May	9,459	9,374
June	9,460	9,381

QUALITY

	Quantity	Base Number	Contract	AT	Region	England
% of FP17s for the same patient ID Re-attending within 3 months - Children	79	1,311	6.0%	13.2%	13.3%	12.3%
% of FP17s for the same patient ID Re-attending within 3 months - Adults	605	3,826	15.8%	17.3%	17.3%	16.7%
% of FP17s for the same patient ID Re-attending between 3 & 9 months - Children	856	1,311	65.3%	56.9%	58.9%	57.6%
% of FP17s for the same patient ID Re-attending between 3 & 9 months - Adults	2,399	3,826	62.7%	50.6%	52.2%	50.1%
% of FP17s for Band 1 Urgent Courses	367	5,144	7.1%	10.9%	9.2%	9.1%
% of FP17s Relating to Free Repair or Replacements	95	5,144	1.8%	0.9%	1.0%	0.8%
% of FP17s Relating to Continuations	33	5,144	0.6%	1.2%	1.4%	1.2%
% of Patients satisfied with the dentistry they have received	9	9	N/A	92.2%	93.1%	92.8%
% of Patients satisfied with the time they had to wait for an appointment	9	9	N/A	88.3%	89.5%	88.7%

* This is based on patients treated on this contract for their most recent course of treatment. Figures in italics indicate the base number of FP17s or Patient Questionnaire responses are less than 100. N/A is shown where the base number of responses is less than 10 during the period. % is calculated as Quantity/Base number*100

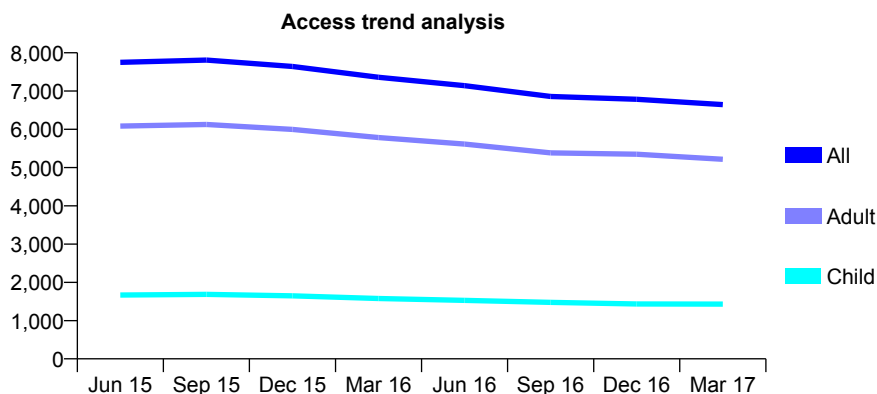
Q47 - Vital Signs At a Glance Contract Report for 105198/0001 - Year end March 2017

Name or company name	Stacksteads Dental Practice
Contract type name	GDS Contract
Purpose of contract	General
Contract start date	01/04/2009
Contract end date	

16/17 Contracted general activity (UDA)	18,100
Carry forward general activity (UDA)	-263
16/17 Contracted orthodontic activity (UOA)	0
Carry forward orthodontic activity (UOA)	0
Baseline contract value	£547,182.12

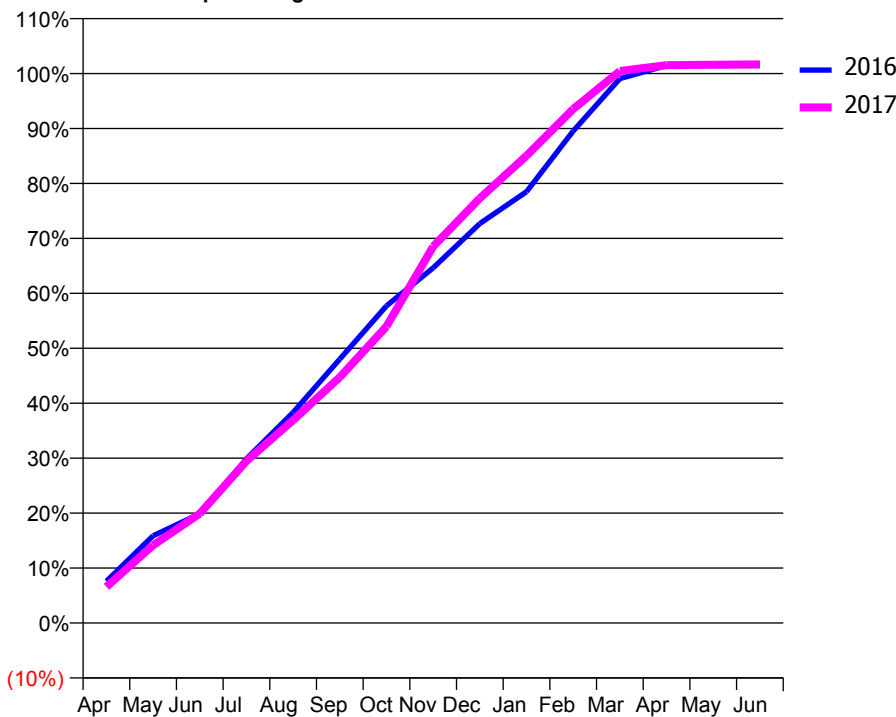
ACCESS*

Patients seen in 24 months	Total	Change since previous quarter
Quarter ending March 2016	7,362	
Quarter ending June 2016	7,141	↓
Quarter ending September 2016	6,860	↓
Quarter ending December 2016	6,785	↓
Quarter ending March 2017	6,647	↓
Variance since March 2016	(9.7%)	↓



ACTIVITY

Cumulative percentage of contracted UDA delivered 2016 & 2017



Adjusted Scheduled Activity (UDA)

Month	2016	2017
April	1,377	1,194
May	2,877	2,564
June	3,598	3,604
July	5,411	5,333
August	6,936	6,681
September	8,692	8,099
October	10,445	9,771
November	11,700	12,402
December	13,158	13,992
January	14,205	15,391
February	16,206	16,931
March	17,933	18,182
April	18,361	18,377
May	18,362	18,387
June	18,363	18,401

QUALITY

	Quantity	Base Number	Contract	AT	Region	England
% of FP17s for the same patient ID Re-attending within 3 months - Children	172	2,238	7.7%	13.2%	13.3%	12.3%
% of FP17s for the same patient ID Re-attending within 3 months - Adults	946	7,603	12.4%	17.3%	17.3%	16.7%
% of FP17s for the same patient ID Re-attending between 3 & 9 months - Children	1,266	2,238	56.6%	56.9%	58.9%	57.6%
% of FP17s for the same patient ID Re-attending between 3 & 9 months - Adults	4,376	7,603	57.6%	50.6%	52.2%	50.1%
% of FP17s for Band 1 Urgent Courses	617	9,818	6.3%	10.9%	9.2%	9.1%
% of FP17s Relating to Free Repair or Replacements	74	9,818	0.8%	0.9%	1.0%	0.8%
% of FP17s Relating to Continuations	44	9,818	0.4%	1.2%	1.4%	1.2%
% of Patients satisfied with the dentistry they have received	17	17	100.0%	92.2%	93.1%	92.8%
% of Patients satisfied with the time they had to wait for an appointment	14	17	82.4%	88.3%	89.5%	88.7%

* This is based on patients treated on this contract for their most recent course of treatment. Figures in italics indicate the base number of FP17s or Patient Questionnaire responses are less than 100. N/A is shown where the base number of responses is less than 10 during the period. % is calculated as Quantity/Base number*100

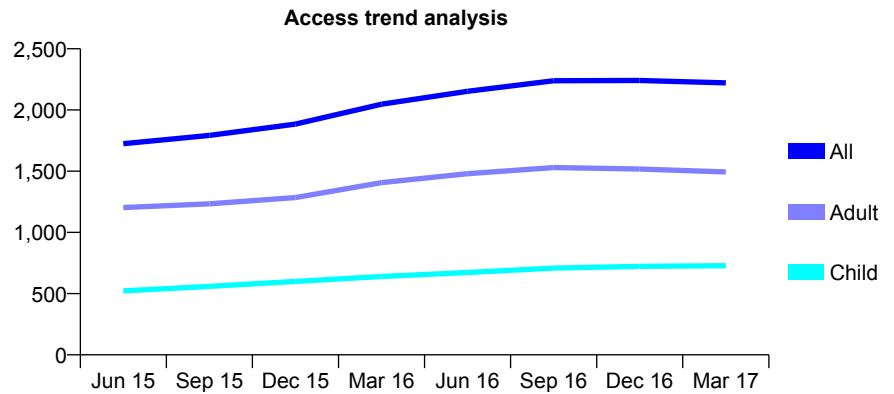
Q47 - Vital Signs At a Glance Contract Report for 105406/0001 - Year end March 2017

Name or company name	Clayton Brook Dental Surgery
Contract type name	GDS Contract
Purpose of contract	General
Contract start date	01/06/2010
Contract end date	

16/17 Contracted general activity (UDA)	7,000
Carry forward general activity (UDA)	-140
16/17 Contracted orthodontic activity (UOA)	0
Carry forward orthodontic activity (UOA)	0
Baseline contract value	£138,962.58

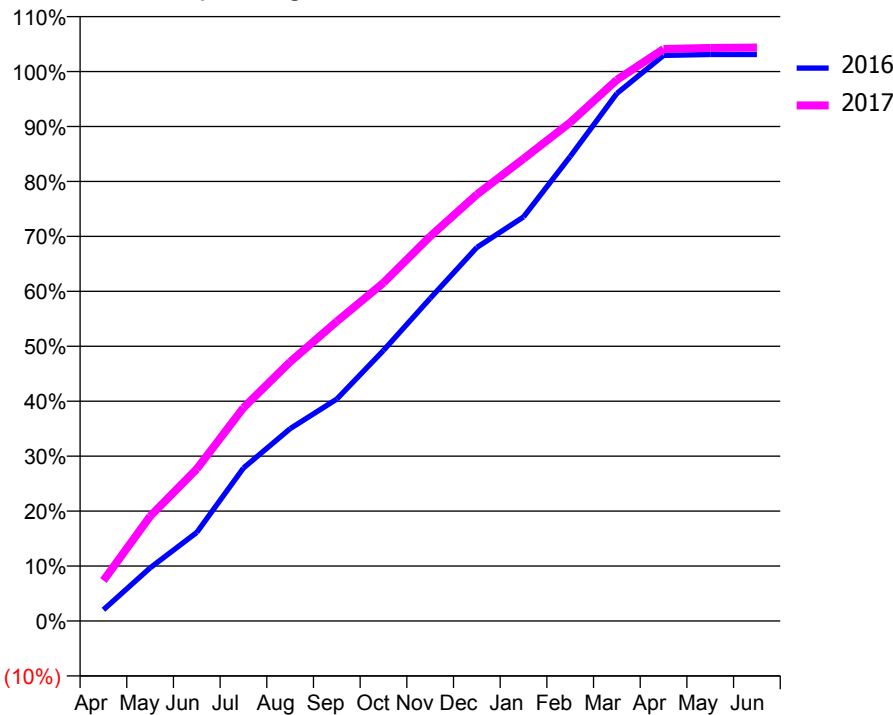
ACCESS*

Patients seen in 24 months	Total	Change since previous quarter
Quarter ending March 2016	2,047	
Quarter ending June 2016	2,153	↑
Quarter ending September 2016	2,239	↑
Quarter ending December 2016	2,241	→
Quarter ending March 2017	2,222	→
Variance since March 2016	8.5%	↑



ACTIVITY

Cumulative percentage of contracted UDA delivered 2016 & 2017



Month	Adjusted Scheduled Activity (UDA)	
	2016	2017
April	144	515
May	676	1,335
June	1,128	1,937
July	1,949	2,717
August	2,450	3,302
September	2,827	3,817
October	3,448	4,308
November	4,109	4,900
December	4,759	5,433
January	5,148	5,888
February	5,917	6,351
March	6,720	6,894
April	7,204	7,286
May	7,216	7,300
June	7,217	7,305

QUALITY

	Quantity	Base Number	Contract	AT	Region	England
% of FP17s for the same patient ID Re-attending within 3 months - Children	178	1,317	13.5%	13.2%	13.3%	12.3%
% of FP17s for the same patient ID Re-attending within 3 months - Adults	471	2,041	23.1%	17.3%	17.3%	16.7%
% of FP17s for the same patient ID Re-attending between 3 & 9 months - Children	814	1,317	61.8%	56.9%	58.9%	57.6%
% of FP17s for the same patient ID Re-attending between 3 & 9 months - Adults	997	2,041	48.8%	50.6%	52.2%	50.1%
% of FP17s for Band 1 Urgent Courses	253	3,351	7.5%	10.9%	9.2%	9.1%
% of FP17s Relating to Free Repair or Replacements	65	3,351	1.9%	0.9%	1.0%	0.8%
% of FP17s Relating to Continuations	149	3,351	4.4%	1.2%	1.4%	1.2%
% of Patients satisfied with the dentistry they have received	5	5	N/A	92.2%	93.1%	92.8%
% of Patients satisfied with the time they had to wait for an appointment	5	5	N/A	88.3%	89.5%	88.7%

* This is based on patients treated on this contract for their most recent course of treatment. Figures in italics indicate the base number of FP17s or Patient Questionnaire responses are less than 100. N/A is shown where the base number of responses is less than 10 during the period. % is calculated as Quantity/Base number*100

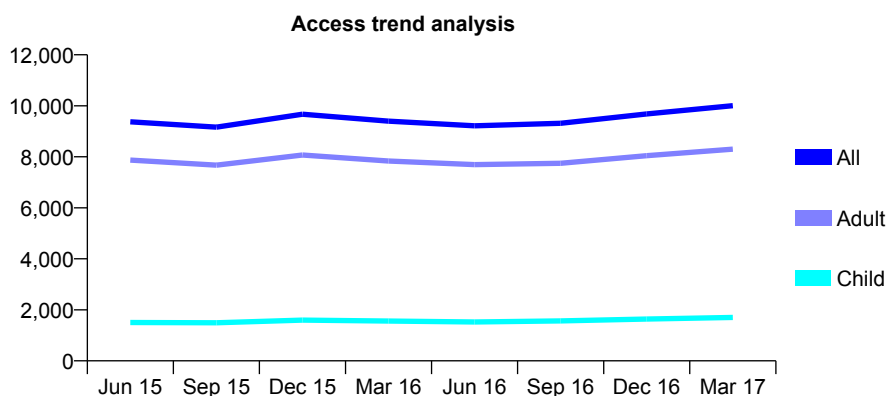
Q47 - Vital Signs At a Glance Contract Report for 106984/0002 - Year end March 2017

Name or company name	Ravat & Ray Dental Care
Contract type name	GDS Contract
Purpose of contract	General
Contract start date	01/09/2009
Contract end date	

16/17 Contracted general activity (UDA)	31,670
Carry forward general activity (UDA)	-233
16/17 Contracted orthodontic activity (UOA)	0
Carry forward orthodontic activity (UOA)	0
Baseline contract value	£1,132,782.31

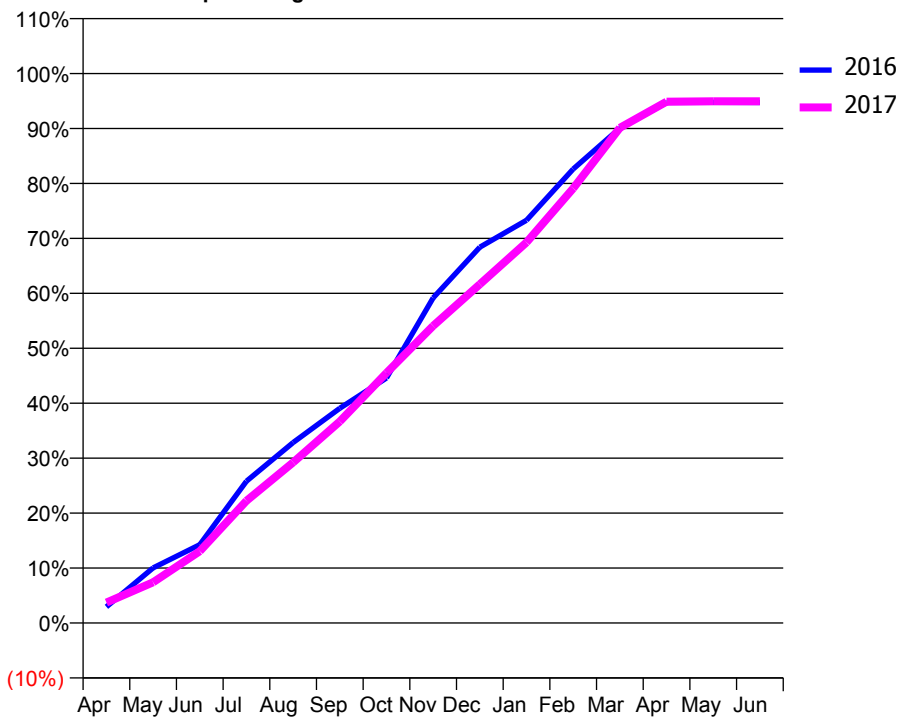
ACCESS*

Patients seen in 24 months	Total	Change since previous quarter
Quarter ending March 2016	9,397	
Quarter ending June 2016	9,218	↓
Quarter ending September 2016	9,314	→
Quarter ending December 2016	9,682	↑
Quarter ending March 2017	10,004	↑
Variance since March 2016	6.5%	↑



ACTIVITY

Cumulative percentage of contracted UDA delivered 2016 & 2017



Month	Adjusted Scheduled Activity (UDA)	
	2016	2017
April	930	1,183
May	3,178	2,349
June	4,518	4,139
July	8,171	7,044
August	10,400	9,256
September	12,374	11,615
October	14,121	14,412
November	18,744	17,124
December	21,660	19,528
January	23,214	21,936
February	26,163	25,048
March	28,524	28,538
April	30,001	30,046
May	30,007	30,067
June	30,003	30,070

QUALITY

	Quantity	Base Number	Contract	AT	Region	England
% of FP17s for the same patient ID Re-attending within 3 months - Children	252	2,690	9.4%	13.2%	13.3%	12.3%
% of FP17s for the same patient ID Re-attending within 3 months - Adults	2,419	13,001	18.6%	17.3%	17.3%	16.7%
% of FP17s for the same patient ID Re-attending between 3 & 9 months - Children	1,530	2,690	56.9%	56.9%	58.9%	57.6%
% of FP17s for the same patient ID Re-attending between 3 & 9 months - Adults	6,474	13,001	49.8%	50.6%	52.2%	50.1%
% of FP17s for Band 1 Urgent Courses	2,909	15,719	18.5%	10.9%	9.2%	9.1%
% of FP17s Relating to Free Repair or Replacements	240	15,719	1.5%	0.9%	1.0%	0.8%
% of FP17s Relating to Continuations	68	15,719	0.4%	1.2%	1.4%	1.2%
% of Patients satisfied with the dentistry they have received	13	15	86.7%	92.2%	93.1%	92.8%
% of Patients satisfied with the time they had to wait for an appointment	14	15	93.3%	88.3%	89.5%	88.7%

* This is based on patients treated on this contract for their most recent course of treatment. Figures in italics indicate the base number of FP17s or Patient Questionnaire responses are less than 100. N/A is shown where the base number of responses is less than 10 during the period. % is calculated as Quantity/Base number*100

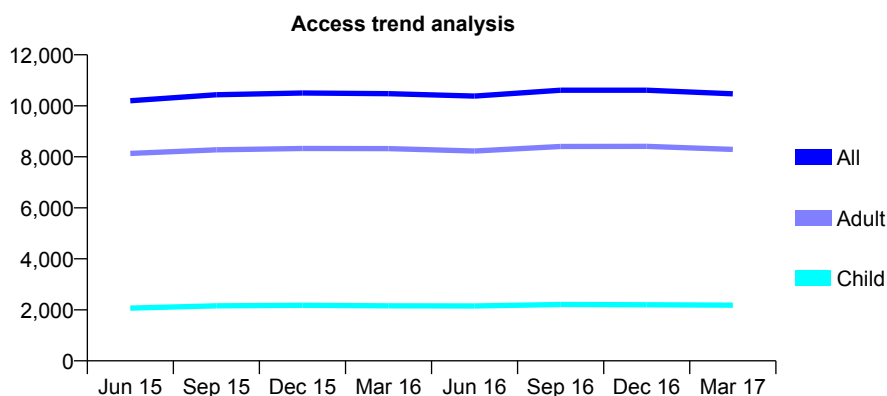
Q47 - Vital Signs At a Glance Contract Report for 106984/0003 - Year end March 2017

Name or company name	Ravat & Ray Dental Care
Contract type name	GDS Contract
Purpose of contract	General
Contract start date	01/09/2009
Contract end date	

16/17 Contracted general activity (UDA)	24,300
Carry forward general activity (UDA)	-486
16/17 Contracted orthodontic activity (UOA)	0
Carry forward orthodontic activity (UOA)	0
Baseline contract value	£791,772.54

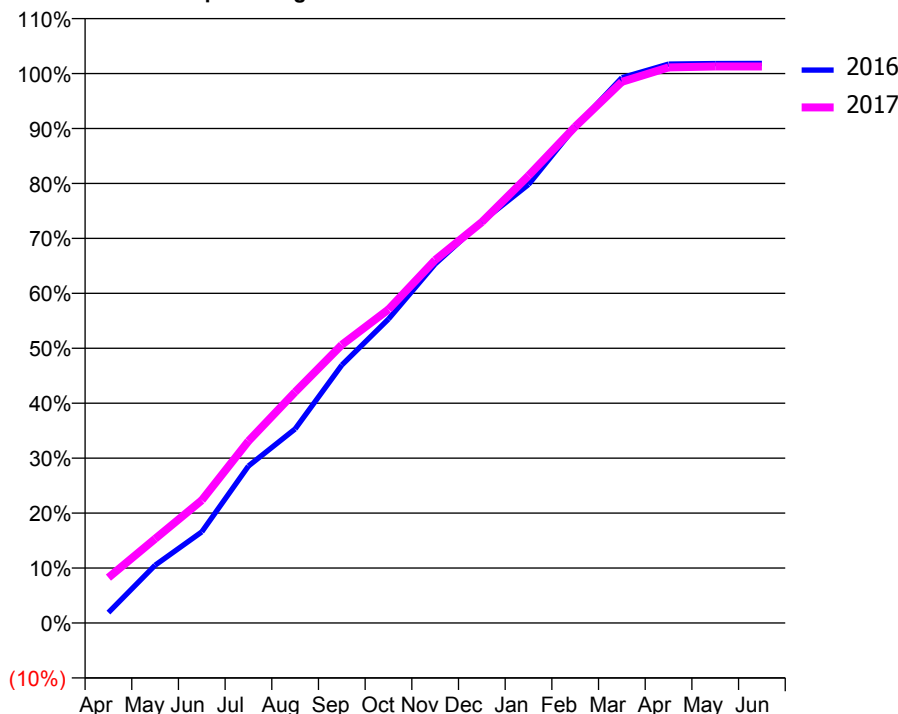
ACCESS*

Patients seen in 24 months	Total	Change since previous quarter
Quarter ending March 2016	10,476	
Quarter ending June 2016	10,380	→
Quarter ending September 2016	10,614	↑
Quarter ending December 2016	10,611	→
Quarter ending March 2017	10,472	↓
Variance since March 2016	(0.0%)	→



ACTIVITY

Cumulative percentage of contracted UDA delivered 2016 & 2017



Month	Adjusted Scheduled Activity (UDA)	
	2016	2017
April	461	2,010
May	2,557	3,726
June	4,029	5,426
July	6,941	8,047
August	8,585	10,214
September	11,407	12,306
October	13,444	13,865
November	15,878	16,054
December	17,754	17,731
January	19,390	19,782
February	21,931	21,951
March	24,116	23,930
April	24,720	24,572
May	24,743	24,610
June	24,746	24,613

QUALITY

	Quantity	Base Number	Contract	AT	Region	England
% of FP17s for the same patient ID Re-attending within 3 months - Children	377	3,733	10.1%	13.2%	13.3%	12.3%
% of FP17s for the same patient ID Re-attending within 3 months - Adults	1,291	10,514	12.3%	17.3%	17.3%	16.7%
% of FP17s for the same patient ID Re-attending between 3 & 9 months - Children	2,256	3,733	60.4%	56.9%	58.9%	57.6%
% of FP17s for the same patient ID Re-attending between 3 & 9 months - Adults	4,542	10,514	43.2%	50.6%	52.2%	50.1%
% of FP17s for Band 1 Urgent Courses	4,405	14,259	30.9%	10.9%	9.2%	9.1%
% of FP17s Relating to Free Repair or Replacements	106	14,259	0.7%	0.9%	1.0%	0.8%
% of FP17s Relating to Continuations	35	14,259	0.2%	1.2%	1.4%	1.2%
% of Patients satisfied with the dentistry they have received	9	10	90.0%	92.2%	93.1%	92.8%
% of Patients satisfied with the time they had to wait for an appointment	7	10	70.0%	88.3%	89.5%	88.7%

* This is based on patients treated on this contract for their most recent course of treatment. Figures in italics indicate the base number of FP17s or Patient Questionnaire responses are less than 100. N/A is shown where the base number of responses is less than 10 during the period. % is calculated as Quantity/Base number*100

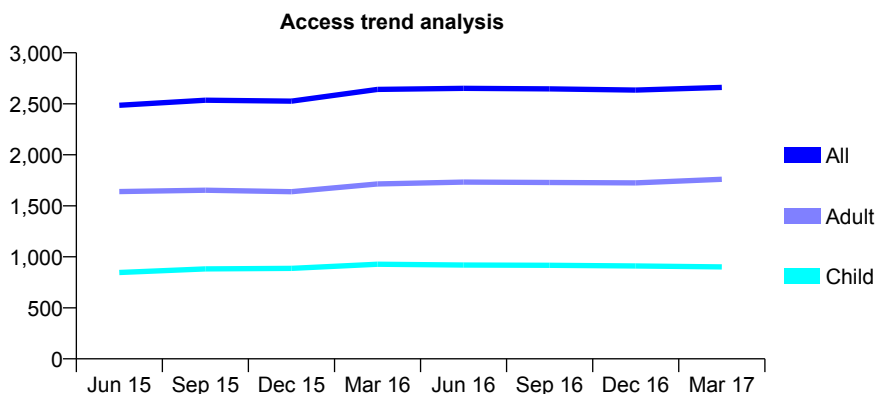
Q47 - Vital Signs At a Glance Contract Report for 106984/0005 - Year end March 2017

Name or company name	Ravat & Ray Dental Care
Contract type name	GDS Contract
Purpose of contract	General
Contract start date	01/10/2011
Contract end date	

16/17 Contracted general activity (UDA)	7,250
Carry forward general activity (UDA)	-131
16/17 Contracted orthodontic activity (UOA)	0
Carry forward orthodontic activity (UOA)	0
Baseline contract value	£390,228.94

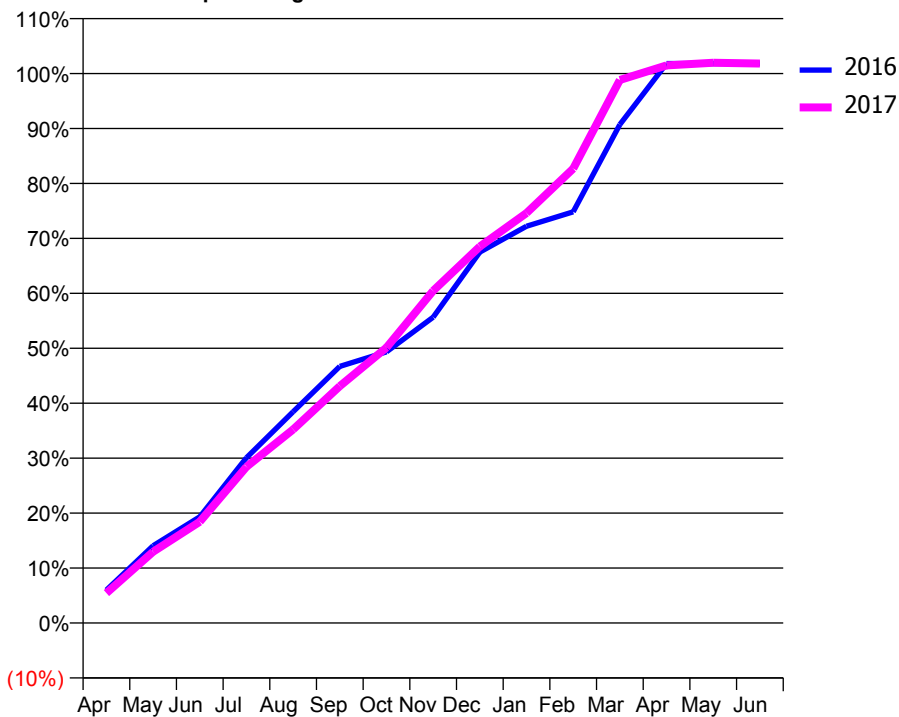
ACCESS*

Patients seen in 24 months	Total	Change since previous quarter
Quarter ending March 2016	2,641	
Quarter ending June 2016	2,652	→
Quarter ending September 2016	2,646	→
Quarter ending December 2016	2,635	→
Quarter ending March 2017	2,661	→
Variance since March 2016	0.8%	→



ACTIVITY

Cumulative percentage of contracted UDA delivered 2016 & 2017



Month	Adjusted Scheduled Activity (UDA)	
	2016	2017
April	435	396
May	1,020	941
June	1,402	1,335
July	2,181	2,061
August	2,787	2,554
September	3,386	3,126
October	3,577	3,635
November	4,035	4,384
December	4,894	4,968
January	5,235	5,410
February	5,426	5,995
March	6,577	7,165
April	7,381	7,356
May	7,381	7,392
June	7,381	7,381

QUALITY

	Quantity	Base Number	Contract	AT	Region	England
% of FP17s for the same patient ID Re-attending within 3 months - Children	78	1,332	5.9%	13.2%	13.3%	12.3%
% of FP17s for the same patient ID Re-attending within 3 months - Adults	266	2,327	11.4%	17.3%	17.3%	16.7%
% of FP17s for the same patient ID Re-attending between 3 & 9 months - Children	735	1,332	55.2%	56.9%	58.9%	57.6%
% of FP17s for the same patient ID Re-attending between 3 & 9 months - Adults	1,147	2,327	49.3%	50.6%	52.2%	50.1%
% of FP17s for Band 1 Urgent Courses	291	3,374	8.6%	10.9%	9.2%	9.1%
% of FP17s Relating to Free Repair or Replacements	20	3,374	0.6%	0.9%	1.0%	0.8%
% of FP17s Relating to Continuations	3	3,374	0.1%	1.2%	1.4%	1.2%
% of Patients satisfied with the dentistry they have received	3	4	N/A	92.2%	93.1%	92.8%
% of Patients satisfied with the time they had to wait for an appointment	3	4	N/A	88.3%	89.5%	88.7%

* This is based on patients treated on this contract for their most recent course of treatment. Figures in italics indicate the base number of FP17s or Patient Questionnaire responses are less than 100. N/A is shown where the base number of responses is less than 10 during the period. % is calculated as Quantity/Base number*100

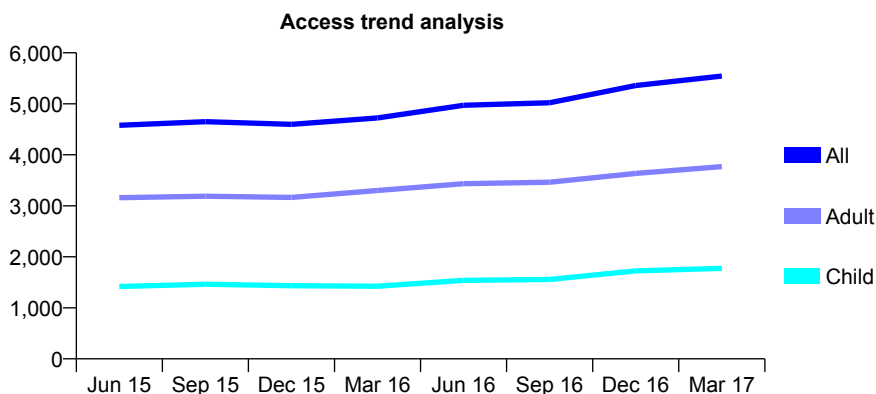
Q47 - Vital Signs At a Glance Contract Report for 107611/0001 - Year end March 2017

Name or company name	Synergy Dental CLinic Ltd
Contract type name	GDS Contract
Purpose of contract	General
Contract start date	01/04/2008
Contract end date	

16/17 Contracted general activity (UDA)	17,552
Carry forward general activity (UDA)	13
16/17 Contracted orthodontic activity (UOA)	0
Carry forward orthodontic activity (UOA)	0
Baseline contract value	£429,801.29

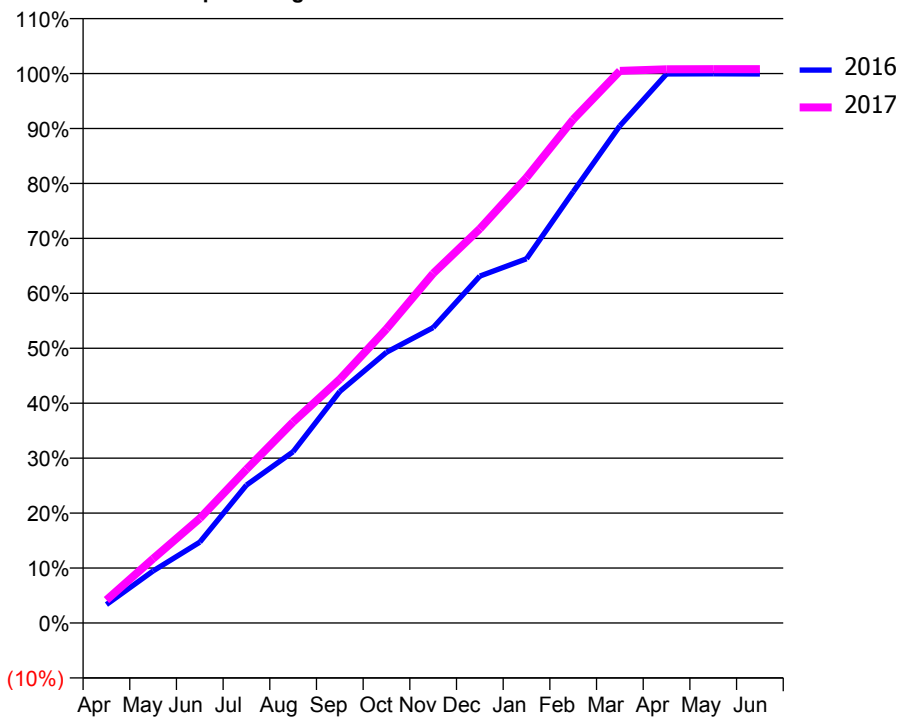
ACCESS*

Patients seen in 24 months	Total	Change since previous quarter
Quarter ending March 2016	4,724	
Quarter ending June 2016	4,971	↑
Quarter ending September 2016	5,021	→
Quarter ending December 2016	5,358	↑
Quarter ending March 2017	5,543	↑
Variance since March 2016	17.3%	↑



ACTIVITY

Cumulative percentage of contracted UDA delivered 2016 & 2017



Month	Adjusted Scheduled Activity (UDA)	
	2016	2017
April	590	733
May	1,665	2,055
June	2,582	3,341
July	4,405	4,908
August	5,473	6,421
September	7,395	7,790
October	8,651	9,392
November	9,438	11,168
December	11,083	12,593
January	11,634	14,226
February	13,777	16,083
March	15,881	17,634
April	17,538	17,687
May	17,540	17,692
June	17,539	17,692

QUALITY

	Quantity	Base Number	Contract	AT	Region	England
% of FP17s for the same patient ID Re-attending within 3 months - Children	250	2,839	8.8%	13.2%	13.3%	12.3%
% of FP17s for the same patient ID Re-attending within 3 months - Adults	871	5,872	14.8%	17.3%	17.3%	16.7%
% of FP17s for the same patient ID Re-attending between 3 & 9 months - Children	1,524	2,839	53.7%	56.9%	58.9%	57.6%
% of FP17s for the same patient ID Re-attending between 3 & 9 months - Adults	3,105	5,872	52.9%	50.6%	52.2%	50.1%
% of FP17s for Band 1 Urgent Courses	379	8,240	4.6%	10.9%	9.2%	9.1%
% of FP17s Relating to Free Repair or Replacements	35	8,240	0.4%	0.9%	1.0%	0.8%
% of FP17s Relating to Continuations	62	8,240	0.8%	1.2%	1.4%	1.2%
% of Patients satisfied with the dentistry they have received	13	13	100.0%	92.2%	93.1%	92.8%
% of Patients satisfied with the time they had to wait for an appointment	11	13	84.6%	88.3%	89.5%	88.7%

* This is based on patients treated on this contract for their most recent course of treatment. Figures in italics indicate the base number of FP17s or Patient Questionnaire responses are less than 100. N/A is shown where the base number of responses is less than 10 during the period. % is calculated as Quantity/Base number*100

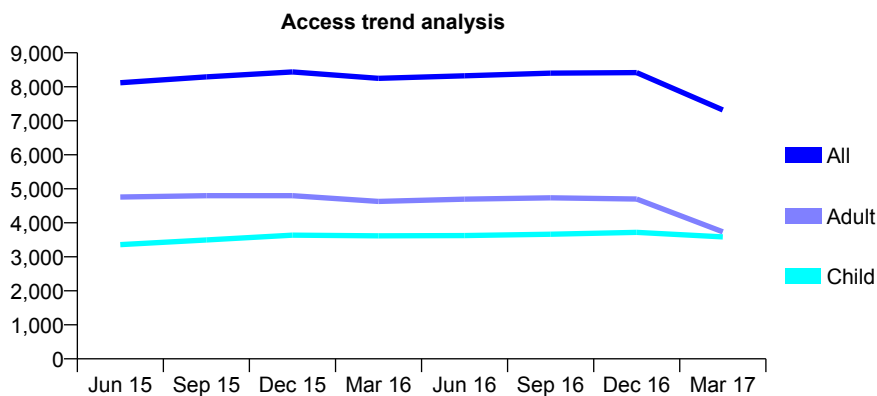
Q47 - Vital Signs At a Glance Contract Report for 108006/0001 - Year end March 2017

Name or company name	Redbridge Associates Ltd
Contract type name	GDS Contract
Purpose of contract	General
Contract start date	06/09/2010
Contract end date	

16/17 Contracted general activity (UDA)	26,020
Carry forward general activity (UDA)	-768
16/17 Contracted orthodontic activity (UOA)	0
Carry forward orthodontic activity (UOA)	0
Baseline contract value	£633,785.79

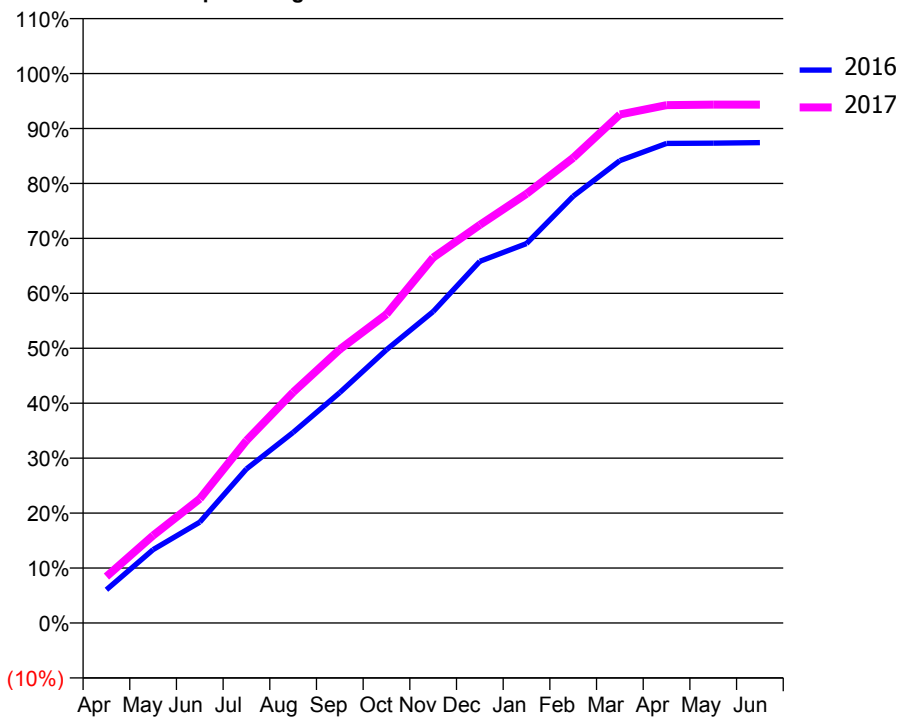
ACCESS*

Patients seen in 24 months	Total	Change since previous quarter
Quarter ending March 2016	8,249	
Quarter ending June 2016	8,323	→
Quarter ending September 2016	8,400	→
Quarter ending December 2016	8,418	→
Quarter ending March 2017	7,321	↓
Variance since March 2016	(11.2%)	↓



ACTIVITY

Cumulative percentage of contracted UDA delivered 2016 & 2017



Month	Adjusted Scheduled Activity (UDA)	
	2016	2017
April	1,970	2,202
May	4,351	4,148
June	5,976	5,881
July	9,130	8,643
August	11,289	10,925
September	13,656	12,963
October	16,193	14,623
November	18,445	17,302
December	21,428	18,849
January	22,476	20,324
February	25,284	22,027
March	27,388	24,077
April	28,408	24,522
May	28,429	24,549
June	28,453	24,548

QUALITY

	Quantity	Base Number	Contract	AT	Region	England
% of FP17s for the same patient ID Re-attending within 3 months - Children	465	4,757	9.8%	13.2%	13.3%	12.3%
% of FP17s for the same patient ID Re-attending within 3 months - Adults	1,040	4,613	22.5%	17.3%	17.3%	16.7%
% of FP17s for the same patient ID Re-attending between 3 & 9 months - Children	2,652	4,757	55.7%	56.9%	58.9%	57.6%
% of FP17s for the same patient ID Re-attending between 3 & 9 months - Adults	1,985	4,613	43.0%	50.6%	52.2%	50.1%
% of FP17s for Band 1 Urgent Courses	1,141	9,140	12.5%	10.9%	9.2%	9.1%
% of FP17s Relating to Free Repair or Replacements	1	9,140	0.0%	0.9%	1.0%	0.8%
% of FP17s Relating to Continuations	220	9,140	2.4%	1.2%	1.4%	1.2%
% of Patients satisfied with the dentistry they have received	7	9	N/A	92.2%	93.1%	92.8%
% of Patients satisfied with the time they had to wait for an appointment	6	9	N/A	88.3%	89.5%	88.7%

* This is based on patients treated on this contract for their most recent course of treatment. Figures in italics indicate the base number of FP17s or Patient Questionnaire responses are less than 100. N/A is shown where the base number of responses is less than 10 during the period. % is calculated as Quantity/Base number*100

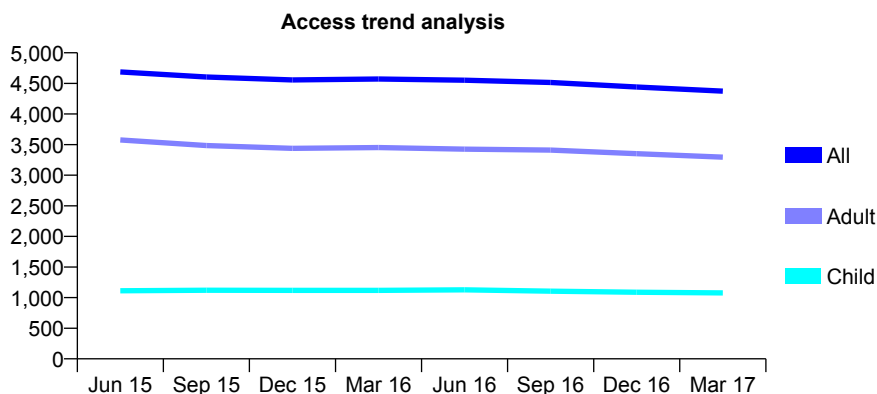
Q47 - Vital Signs At a Glance Contract Report for 109304/0001 - Year end March 2017

Name or company name	St Raphael's Dental Practice Limited
Contract type name	GDS Contract
Purpose of contract	General
Contract start date	01/10/2009
Contract end date	

16/17 Contracted general activity (UDA)	14,000
Carry forward general activity (UDA)	365
16/17 Contracted orthodontic activity (UOA)	0
Carry forward orthodontic activity (UOA)	0
Baseline contract value	£388,885.02

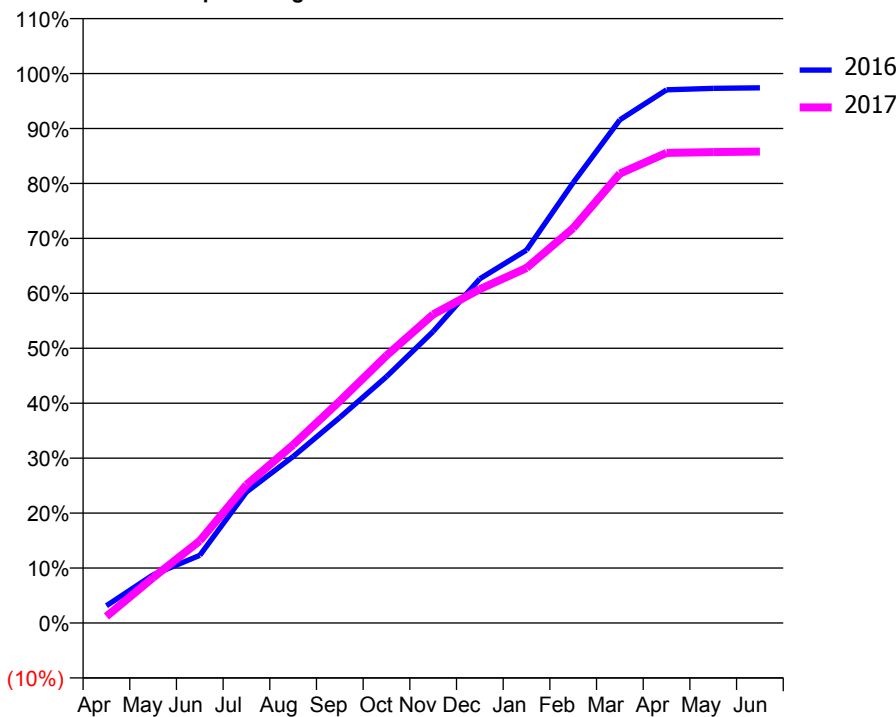
ACCESS*

Patients seen in 24 months	Total	Change since previous quarter
Quarter ending March 2016	4,571	
Quarter ending June 2016	4,553	→
Quarter ending September 2016	4,516	→
Quarter ending December 2016	4,441	↓
Quarter ending March 2017	4,373	↓
Variance since March 2016	(4.3%)	↓



ACTIVITY

Cumulative percentage of contracted UDA delivered 2016 & 2017



Adjusted Scheduled Activity (UDA)

Month	2016	2017
April	439	169
May	1,228	1,158
June	1,724	2,094
July	3,337	3,521
August	4,243	4,542
September	5,235	5,653
October	6,275	6,812
November	7,428	7,863
December	8,770	8,504
January	9,501	9,046
February	11,221	10,061
March	12,819	11,449
April	13,585	11,978
May	13,623	11,999
June	13,635	12,012

QUALITY

	Quantity	Base Number	Contract	AT	Region	England
% of FP17s for the same patient ID Re-attending within 3 months - Children	126	1,418	8.9%	13.2%	13.3%	12.3%
% of FP17s for the same patient ID Re-attending within 3 months - Adults	620	3,968	15.6%	17.3%	17.3%	16.7%
% of FP17s for the same patient ID Re-attending between 3 & 9 months - Children	730	1,418	51.5%	56.9%	58.9%	57.6%
% of FP17s for the same patient ID Re-attending between 3 & 9 months - Adults	1,852	3,968	46.7%	50.6%	52.2%	50.1%
% of FP17s for Band 1 Urgent Courses	497	5,326	9.3%	10.9%	9.2%	9.1%
% of FP17s Relating to Free Repair or Replacements	58	5,326	1.1%	0.9%	1.0%	0.8%
% of FP17s Relating to Continuations	47	5,326	0.9%	1.2%	1.4%	1.2%
% of Patients satisfied with the dentistry they have received	9	9	N/A	92.2%	93.1%	92.8%
% of Patients satisfied with the time they had to wait for an appointment	8	9	N/A	88.3%	89.5%	88.7%

* This is based on patients treated on this contract for their most recent course of treatment. Figures in italics indicate the base number of FP17s or Patient Questionnaire responses are less than 100. N/A is shown where the base number of responses is less than 10 during the period. % is calculated as Quantity/Base number*100

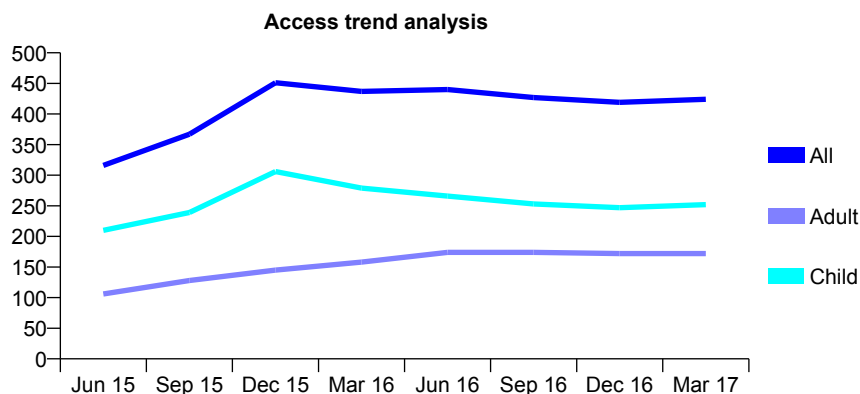
Q47 - Vital Signs At a Glance Contract Report for 110302/0001 - Year end March 2017

Name or company name	Kirkham Dental Care
Contract type name	GDS Contract
Purpose of contract	General
Contract start date	01/08/2014
Contract end date	

16/17 Contracted general activity (UDA)	1,500
Carry forward general activity (UDA)	0
16/17 Contracted orthodontic activity (UOA)	0
Carry forward orthodontic activity (UOA)	0
Baseline contract value	£47,745.53

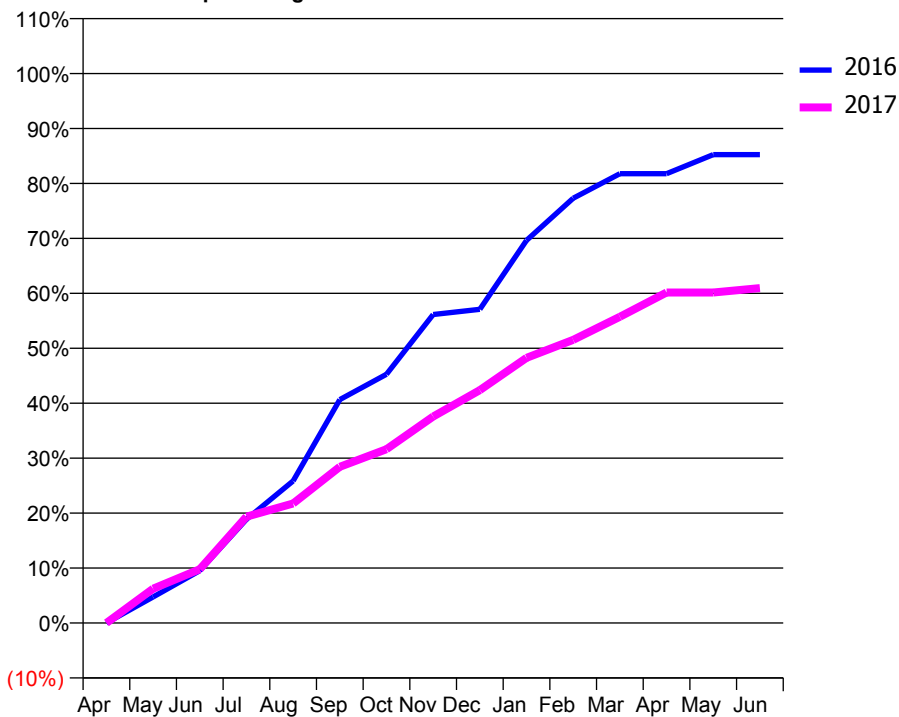
ACCESS*

Patients seen in 24 months	Total	Change since previous quarter
Quarter ending March 2016	437	
Quarter ending June 2016	440	→
Quarter ending September 2016	427	↓
Quarter ending December 2016	419	↓
Quarter ending March 2017	424	→
Variance since March 2016	(3.0%)	↓



ACTIVITY

Cumulative percentage of contracted UDA delivered 2016 & 2017



Adjusted Scheduled Activity (UDA)

Month	2016	2017
April	0	0
May	71	94
June	143	147
July	283	290
August	388	326
September	610	426
October	679	474
November	842	564
December	856	636
January	1,045	724
February	1,160	773
March	1,227	836
April	1,227	902
May	1,279	902
June	1,279	914

QUALITY

	Quantity	Base Number	Contract	AT	Region	England
% of FP17s for the same patient ID Re-attending within 3 months - Children	29	370	7.8%	13.2%	13.3%	12.3%
% of FP17s for the same patient ID Re-attending within 3 months - Adults	24	162	14.8%	17.3%	17.3%	16.7%
% of FP17s for the same patient ID Re-attending between 3 & 9 months - Children	231	370	62.4%	56.9%	58.9%	57.6%
% of FP17s for the same patient ID Re-attending between 3 & 9 months - Adults	79	162	48.8%	50.6%	52.2%	50.1%
% of FP17s for Band 1 Urgent Courses	11	546	2.0%	10.9%	9.2%	9.1%
% of FP17s Relating to Free Repair or Replacements	0	546	0.0%	0.9%	1.0%	0.8%
% of FP17s Relating to Continuations	19	546	3.5%	1.2%	1.4%	1.2%
% of Patients satisfied with the dentistry they have received	3	3	N/A	92.2%	93.1%	92.8%
% of Patients satisfied with the time they had to wait for an appointment	3	3	N/A	88.3%	89.5%	88.7%

* This is based on patients treated on this contract for their most recent course of treatment. Figures in italics indicate the base number of FP17s or Patient Questionnaire responses are less than 100. N/A is shown where the base number of responses is less than 10 during the period. % is calculated as Quantity/Base number*100

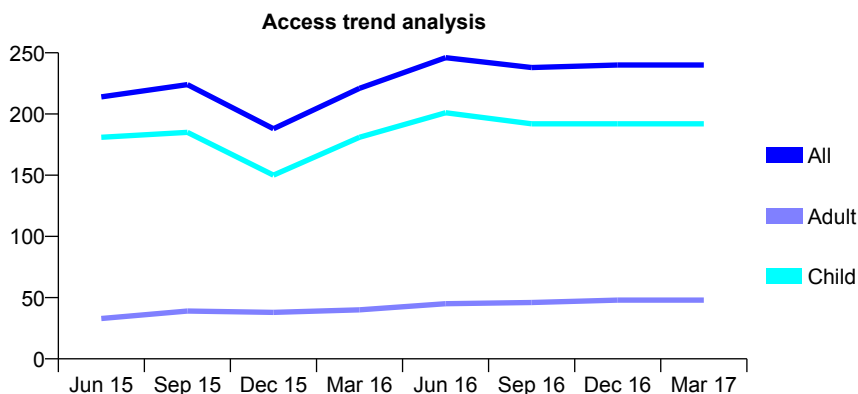
Q47 - Vital Signs At a Glance Contract Report for 110302/0002 - Year end March 2017

Name or company name	Kirkham Dental Care
Contract type name	GDS Contract
Purpose of contract	General
Contract start date	01/08/2014
Contract end date	

16/17 Contracted general activity (UDA)	850
Carry forward general activity (UDA)	0
16/17 Contracted orthodontic activity (UOA)	0
Carry forward orthodontic activity (UOA)	0
Baseline contract value	£19,028.96

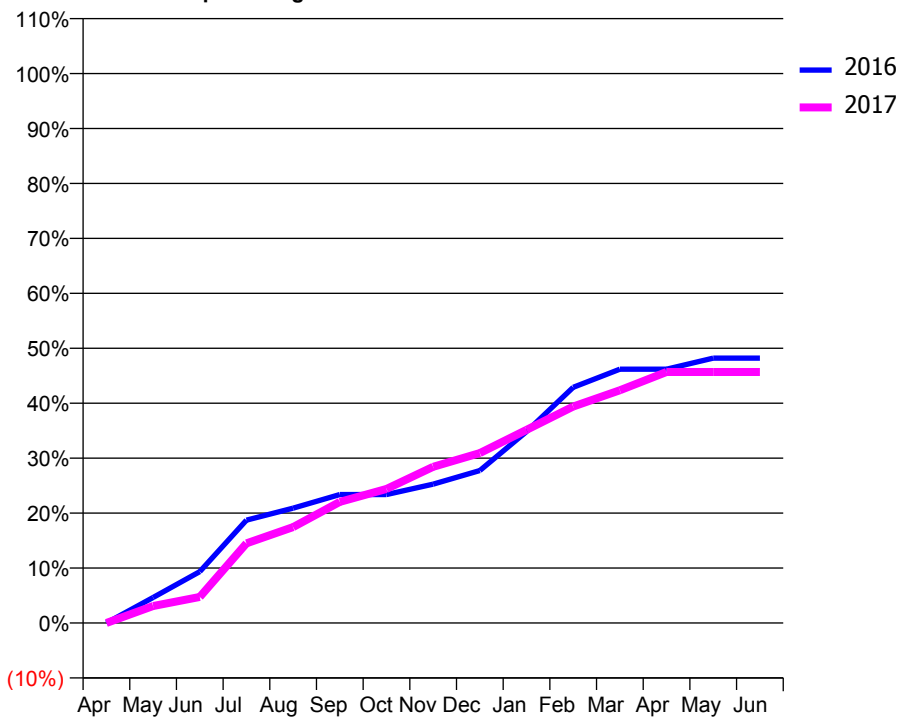
ACCESS*

Patients seen in 24 months	Total	Change since previous quarter
Quarter ending March 2016	221	
Quarter ending June 2016	246	↑
Quarter ending September 2016	238	↓
Quarter ending December 2016	240	→
Quarter ending March 2017	240	→
Variance since March 2016	8.6%	↑



ACTIVITY

Cumulative percentage of contracted UDA delivered 2016 & 2017



Adjusted Scheduled Activity (UDA)

Month	2016	2017
April	0	0
May	39	26
June	80	40
July	159	123
August	178	148
September	199	187
October	199	207
November	215	242
December	236	263
January	296	299
February	365	335
March	393	360
April	393	388
May	410	388
June	410	388

QUALITY

	Quantity	Base Number	Contract	AT	Region	England
% of FP17s for the same patient ID Re-attending within 3 months - Children	15	295	5.1%	13.2%	13.3%	12.3%
% of FP17s for the same patient ID Re-attending within 3 months - Adults	1	24	4.2%	17.3%	17.3%	16.7%
% of FP17s for the same patient ID Re-attending between 3 & 9 months - Children	187	295	63.4%	56.9%	58.9%	57.6%
% of FP17s for the same patient ID Re-attending between 3 & 9 months - Adults	10	24	41.7%	50.6%	52.2%	50.1%
% of FP17s for Band 1 Urgent Courses	11	324	3.4%	10.9%	9.2%	9.1%
% of FP17s Relating to Free Repair or Replacements	0	324	0.0%	0.9%	1.0%	0.8%
% of FP17s Relating to Continuations	7	324	2.2%	1.2%	1.4%	1.2%
% of Patients satisfied with the dentistry they have received	0	0	N/A	92.2%	93.1%	92.8%
% of Patients satisfied with the time they had to wait for an appointment	0	0	N/A	88.3%	89.5%	88.7%

* This is based on patients treated on this contract for their most recent course of treatment. Figures in italics indicate the base number of FP17s or Patient Questionnaire responses are less than 100. N/A is shown where the base number of responses is less than 10 during the period. % is calculated as Quantity/Base number*100

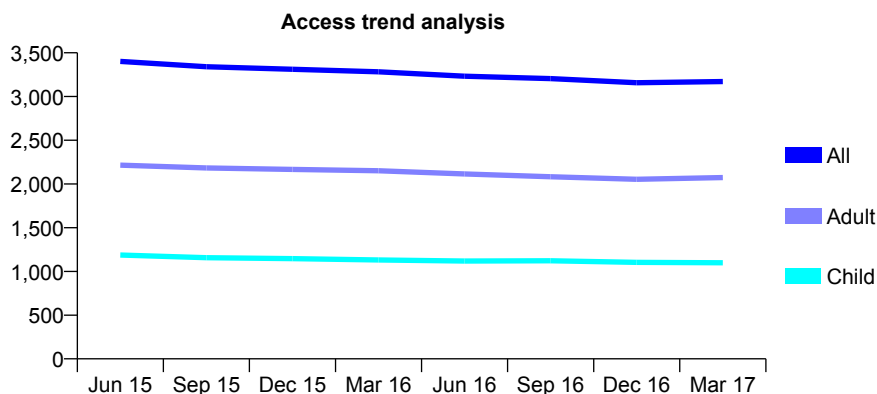
Q47 - Vital Signs At a Glance Contract Report for 11198/0001 - Year end March 2017

Name or company name	Barrowford Dental Practice
Contract type name	GDS Contract
Purpose of contract	General
Contract start date	01/08/2009
Contract end date	

16/17 Contracted general activity (UDA)	8,000
Carry forward general activity (UDA)	0
16/17 Contracted orthodontic activity (UOA)	0
Carry forward orthodontic activity (UOA)	0
Baseline contract value	£233,394.51

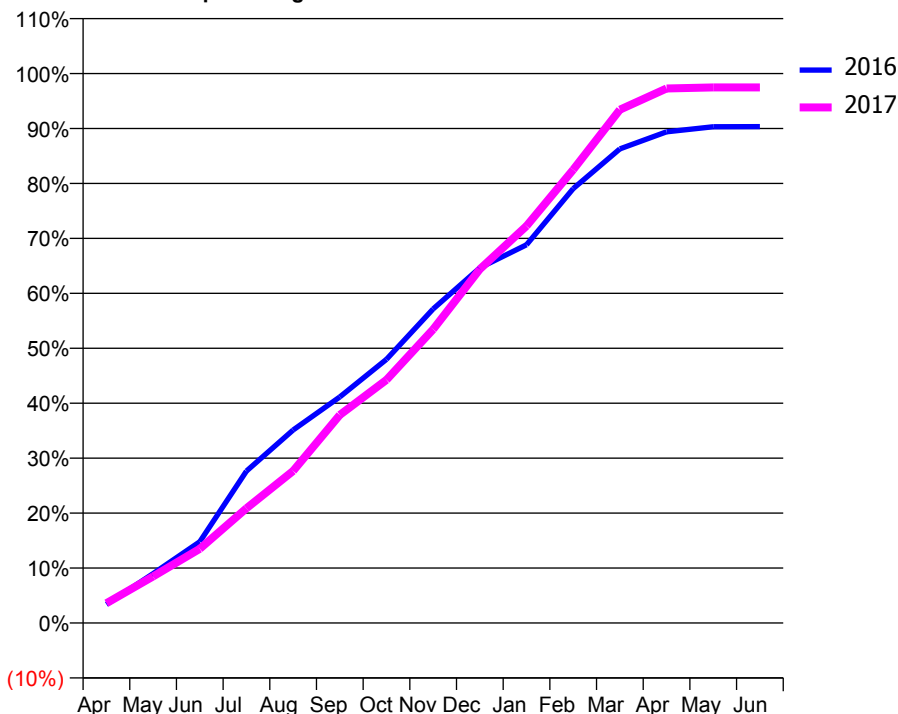
ACCESS*

Patients seen in 24 months	Total	Change since previous quarter
Quarter ending March 2016	3,282	
Quarter ending June 2016	3,233	↓
Quarter ending September 2016	3,205	→
Quarter ending December 2016	3,157	↓
Quarter ending March 2017	3,172	→
Variance since March 2016	(3.4%)	↓



ACTIVITY

Cumulative percentage of contracted UDA delivered 2016 & 2017



Month	Adjusted Scheduled Activity (UDA)	
	2016	2017
April	270	288
May	719	678
June	1,184	1,080
July	2,212	1,670
August	2,810	2,215
September	3,292	3,029
October	3,840	3,541
November	4,573	4,277
December	5,171	5,152
January	5,507	5,781
February	6,324	6,600
March	6,903	7,474
April	7,151	7,781
May	7,225	7,797
June	7,226	7,798

QUALITY

	Quantity	Base Number	Contract	AT	Region	England
% of FP17s for the same patient ID Re-attending within 3 months - Children	168	1,729	9.7%	13.2%	13.3%	12.3%
% of FP17s for the same patient ID Re-attending within 3 months - Adults	414	2,830	14.6%	17.3%	17.3%	16.7%
% of FP17s for the same patient ID Re-attending between 3 & 9 months - Children	947	1,729	54.8%	56.9%	58.9%	57.6%
% of FP17s for the same patient ID Re-attending between 3 & 9 months - Adults	1,490	2,830	52.7%	50.6%	52.2%	50.1%
% of FP17s for Band 1 Urgent Courses	371	3,824	9.7%	10.9%	9.2%	9.1%
% of FP17s Relating to Free Repair or Replacements	54	3,824	1.4%	0.9%	1.0%	0.8%
% of FP17s Relating to Continuations	17	3,824	0.4%	1.2%	1.4%	1.2%
% of Patients satisfied with the dentistry they have received	8	8	N/A	92.2%	93.1%	92.8%
% of Patients satisfied with the time they had to wait for an appointment	7	8	N/A	88.3%	89.5%	88.7%

* This is based on patients treated on this contract for their most recent course of treatment. Figures in italics indicate the base number of FP17s or Patient Questionnaire responses are less than 100. N/A is shown where the base number of responses is less than 10 during the period. % is calculated as Quantity/Base number*100

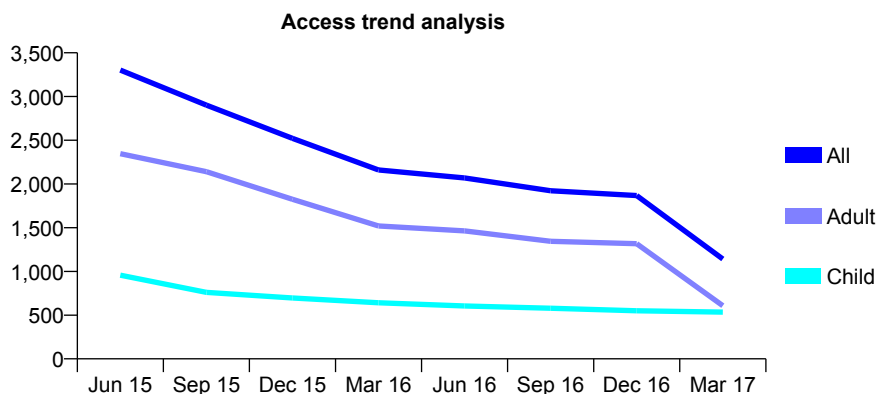
Q47 - Vital Signs At a Glance Contract Report for 111228/0001 - Year end March 2017

Name or company name	Deepdale Dental
Contract type name	GDS Contract
Purpose of contract	General
Contract start date	01/07/2010
Contract end date	

16/17 Contracted general activity (UDA)	10,471
Carry forward general activity (UDA)	0
16/17 Contracted orthodontic activity (UOA)	0
Carry forward orthodontic activity (UOA)	0
Baseline contract value	£251,660.93

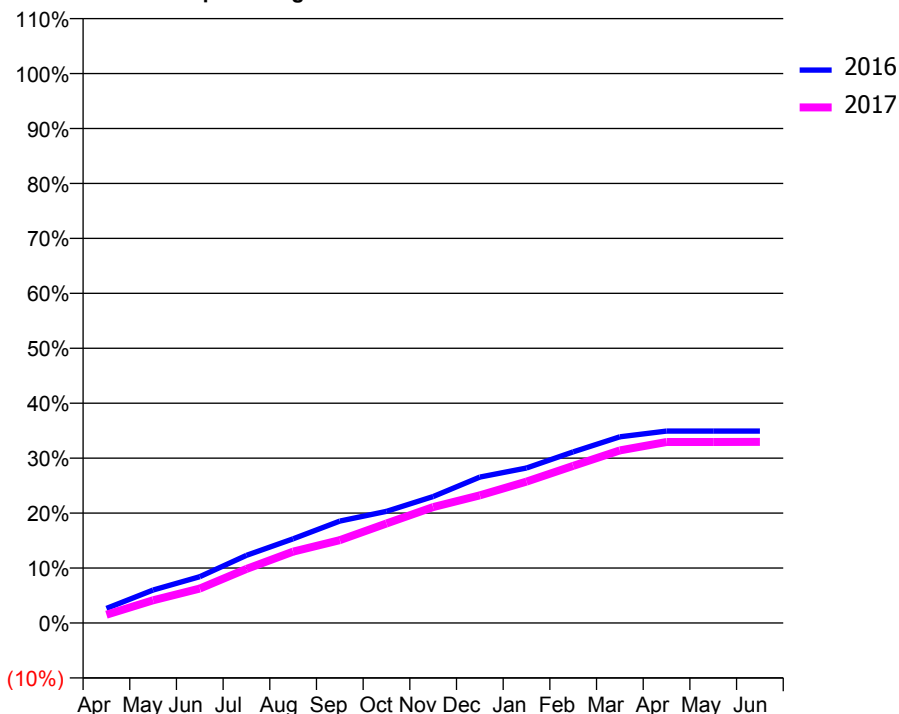
ACCESS*

Patients seen in 24 months	Total	Change since previous quarter
Quarter ending March 2016	2,161	
Quarter ending June 2016	2,069	↓
Quarter ending September 2016	1,923	↓
Quarter ending December 2016	1,867	↓
Quarter ending March 2017	1,141	↓
Variance since March 2016	(47.2%)	↓



ACTIVITY

Cumulative percentage of contracted UDA delivered 2016 & 2017



Adjusted Scheduled Activity (UDA)

Month	2016	2017
April	277	159
May	629	433
June	883	658
July	1,291	1,029
August	1,605	1,361
September	1,942	1,579
October	2,129	1,898
November	2,409	2,209
December	2,782	2,433
January	2,955	2,696
February	3,262	2,993
March	3,549	3,290
April	3,659	3,449
May	3,659	3,449
June	3,659	3,452

QUALITY

	Quantity	Base Number	Contract	AT	Region	England
% of FP17s for the same patient ID Re-attending within 3 months - Children	64	838	7.6%	13.2%	13.3%	12.3%
% of FP17s for the same patient ID Re-attending within 3 months - Adults	173	862	20.1%	17.3%	17.3%	16.7%
% of FP17s for the same patient ID Re-attending between 3 & 9 months - Children	515	838	61.5%	56.9%	58.9%	57.6%
% of FP17s for the same patient ID Re-attending between 3 & 9 months - Adults	442	862	51.3%	50.6%	52.2%	50.1%
% of FP17s for Band 1 Urgent Courses	179	1,725	10.4%	10.9%	9.2%	9.1%
% of FP17s Relating to Free Repair or Replacements	0	1,725	0.0%	0.9%	1.0%	0.8%
% of FP17s Relating to Continuations	40	1,725	2.3%	1.2%	1.4%	1.2%
% of Patients satisfied with the dentistry they have received	4	4	N/A	92.2%	93.1%	92.8%
% of Patients satisfied with the time they had to wait for an appointment	3	4	N/A	88.3%	89.5%	88.7%

* This is based on patients treated on this contract for their most recent course of treatment. Figures in italics indicate the base number of FP17s or Patient Questionnaire responses are less than 100. N/A is shown where the base number of responses is less than 10 during the period. % is calculated as Quantity/Base number*100

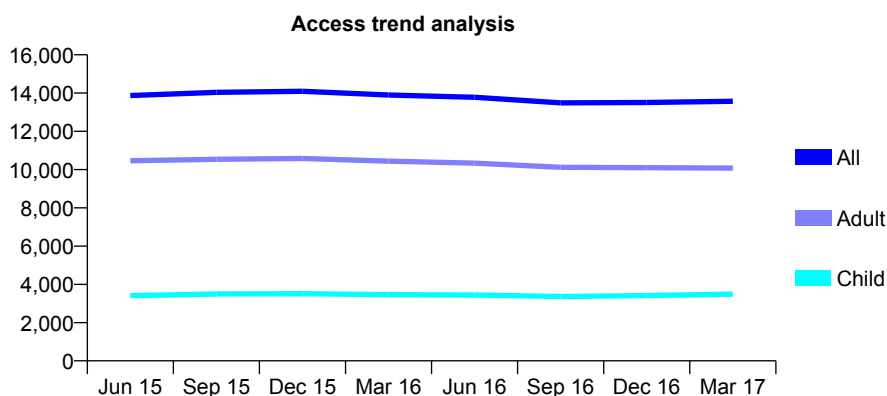
Q47 - Vital Signs At a Glance Contract Report for 111341/0001 - Year end March 2017

Name or company name	Quest Dental
Contract type name	GDS Contract
Purpose of contract	General
Contract start date	01/12/2009
Contract end date	

16/17 Contracted general activity (UDA)	39,000
Carry forward general activity (UDA)	-780
16/17 Contracted orthodontic activity (UOA)	0
Carry forward orthodontic activity (UOA)	0
Baseline contract value	£1,602,125.77

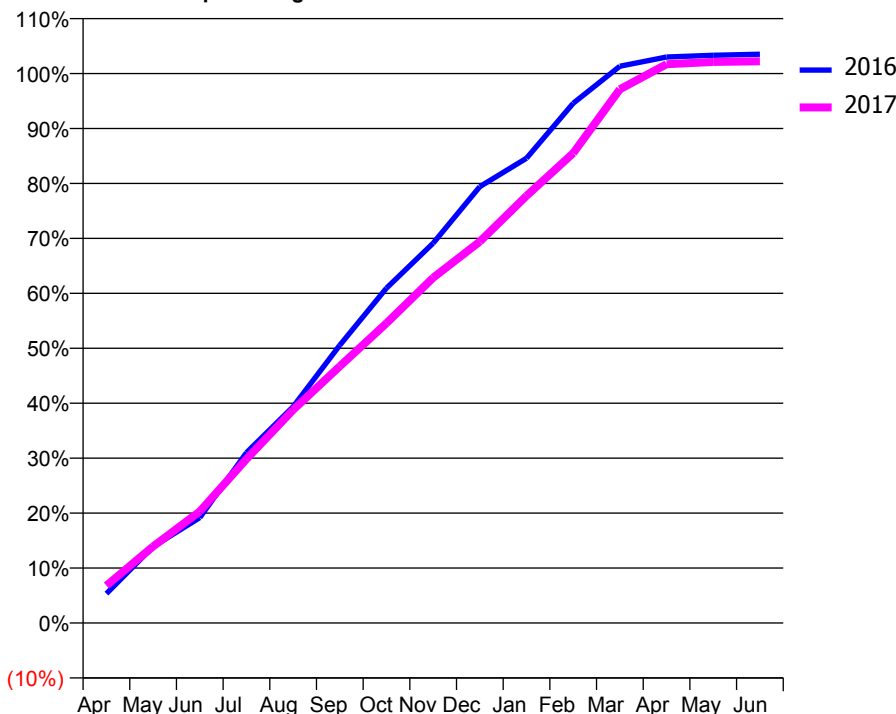
ACCESS*

Patients seen in 24 months	Total	Change since previous quarter
Quarter ending March 2016	13,901	
Quarter ending June 2016	13,778	→
Quarter ending September 2016	13,488	↓
Quarter ending December 2016	13,507	→
Quarter ending March 2017	13,569	→
Variance since March 2016	(2.4%)	↓



ACTIVITY

Cumulative percentage of contracted UDA delivered 2016 & 2017



Month	Adjusted Scheduled Activity (UDA)	
	2016	2017
April	2,087	2,654
May	5,419	5,434
June	7,480	7,918
July	12,088	11,632
August	15,356	15,132
September	19,714	18,222
October	23,771	21,281
November	26,963	24,511
December	30,971	27,068
January	32,989	30,315
February	36,883	33,349
March	39,520	37,881
April	40,172	39,663
May	40,290	39,821
June	40,365	39,868

QUALITY

	Quantity	Base Number	Contract	AT	Region	England
% of FP17s for the same patient ID Re-attending within 3 months - Children	368	5,037	7.3%	13.2%	13.3%	12.3%
% of FP17s for the same patient ID Re-attending within 3 months - Adults	2,710	14,440	18.8%	17.3%	17.3%	16.7%
% of FP17s for the same patient ID Re-attending between 3 & 9 months - Children	2,952	5,037	58.6%	56.9%	58.9%	57.6%
% of FP17s for the same patient ID Re-attending between 3 & 9 months - Adults	7,440	14,440	51.5%	50.6%	52.2%	50.1%
% of FP17s for Band 1 Urgent Courses	2,495	19,363	12.9%	10.9%	9.2%	9.1%
% of FP17s Relating to Free Repair or Replacements	257	19,363	1.3%	0.9%	1.0%	0.8%
% of FP17s Relating to Continuations	160	19,363	0.8%	1.2%	1.4%	1.2%
% of Patients satisfied with the dentistry they have received	18	18	100.0%	92.2%	93.1%	92.8%
% of Patients satisfied with the time they had to wait for an appointment	18	18	100.0%	88.3%	89.5%	88.7%

* This is based on patients treated on this contract for their most recent course of treatment. Figures in italics indicate the base number of FP17s or Patient Questionnaire responses are less than 100. N/A is shown where the base number of responses is less than 10 during the period. % is calculated as Quantity/Base number*100

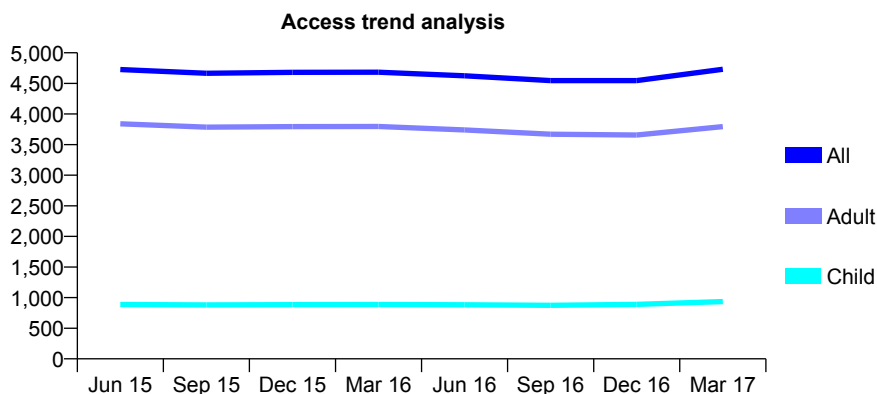
Q47 - Vital Signs At a Glance Contract Report for 113107/0001 - Year end March 2017

Name or company name	Moor Park Dental Surgery
Contract type name	GDS Contract
Purpose of contract	General
Contract start date	01/04/2013
Contract end date	

16/17 Contracted general activity (UDA)	15,830
Carry forward general activity (UDA)	0
16/17 Contracted orthodontic activity (UOA)	0
Carry forward orthodontic activity (UOA)	0
Baseline contract value	£355,165.84

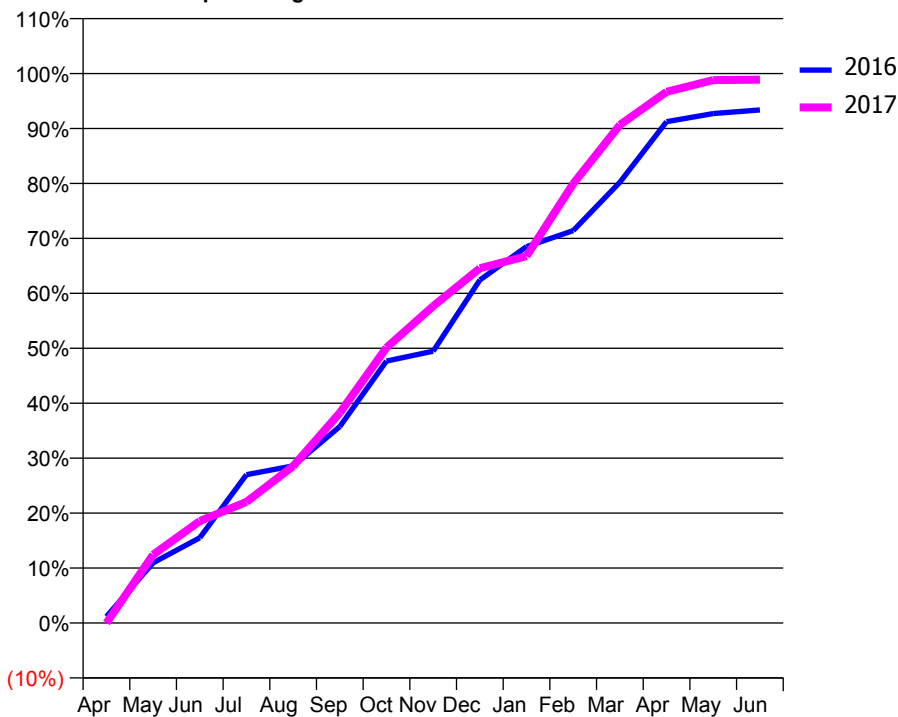
ACCESS*

Patients seen in 24 months	Total	Change since previous quarter
Quarter ending March 2016	4,684	
Quarter ending June 2016	4,624	↓
Quarter ending September 2016	4,545	↓
Quarter ending December 2016	4,546	→
Quarter ending March 2017	4,730	↑
Variance since March 2016	1.0%	→



ACTIVITY

Cumulative percentage of contracted UDA delivered 2016 & 2017



Month	Adjusted Scheduled Activity (UDA)	
	2016	2017
April	185	0
May	1,734	1,968
June	2,458	2,938
July	4,272	3,492
August	4,526	4,521
September	5,661	6,057
October	7,548	7,936
November	7,829	9,130
December	9,882	10,221
January	10,843	10,571
February	11,304	12,657
March	12,698	14,350
April	14,443	15,304
May	14,676	15,640
June	14,779	15,651

QUALITY

	Quantity	Base Number	Contract	AT	Region	England
% of FP17s for the same patient ID Re-attending within 3 months - Children	152	1,432	10.6%	13.2%	13.3%	12.3%
% of FP17s for the same patient ID Re-attending within 3 months - Adults	920	5,358	17.2%	17.3%	17.3%	16.7%
% of FP17s for the same patient ID Re-attending between 3 & 9 months - Children	749	1,432	52.3%	56.9%	58.9%	57.6%
% of FP17s for the same patient ID Re-attending between 3 & 9 months - Adults	2,597	5,358	48.5%	50.6%	52.2%	50.1%
% of FP17s for Band 1 Urgent Courses	692	6,491	10.7%	10.9%	9.2%	9.1%
% of FP17s Relating to Free Repair or Replacements	211	6,491	3.3%	0.9%	1.0%	0.8%
% of FP17s Relating to Continuations	41	6,491	0.6%	1.2%	1.4%	1.2%
% of Patients satisfied with the dentistry they have received	10	11	90.9%	92.2%	93.1%	92.8%
% of Patients satisfied with the time they had to wait for an appointment	9	11	81.8%	88.3%	89.5%	88.7%

* This is based on patients treated on this contract for their most recent course of treatment. Figures in italics indicate the base number of FP17s or Patient Questionnaire responses are less than 100. N/A is shown where the base number of responses is less than 10 during the period. % is calculated as Quantity/Base number*100

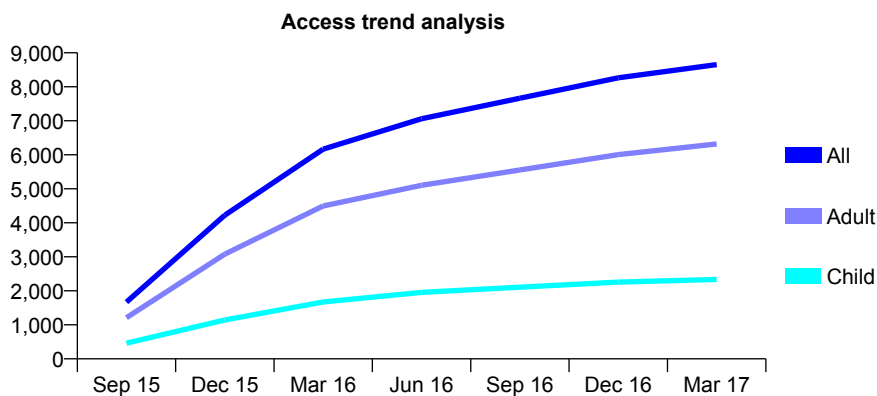
Q47 - Vital Signs At a Glance Contract Report for 117382/0001 - Year end March 2017

Name or company name	Drakes Dental Care
Contract type name	GDS Contract
Purpose of contract	General
Contract start date	01/08/2015
Contract end date	

16/17 Contracted general activity (UDA)	27,436
Carry forward general activity (UDA)	129
16/17 Contracted orthodontic activity (UOA)	0
Carry forward orthodontic activity (UOA)	0
Baseline contract value	£627,497.98

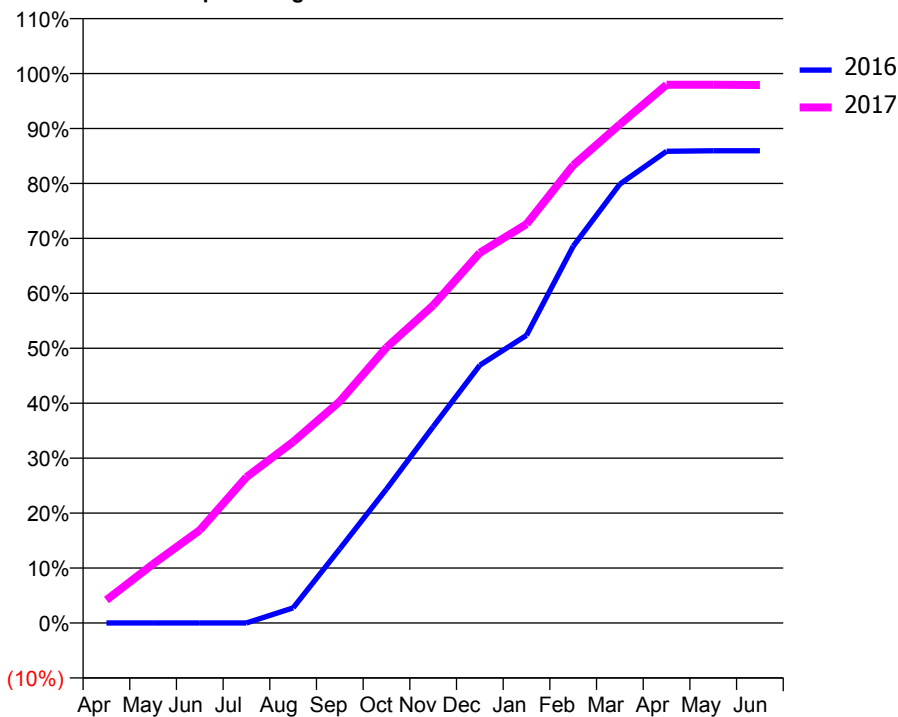
ACCESS*

Patients seen in 24 months	Total	Change since previous quarter
Quarter ending March 2016	6,167	
Quarter ending June 2016	7,059	↑
Quarter ending September 2016	7,664	↑
Quarter ending December 2016	8,264	↑
Quarter ending March 2017	8,654	↑
Variance since March 2016	40.3%	↑



ACTIVITY

Cumulative percentage of contracted UDA delivered 2016 & 2017



Adjusted Scheduled Activity (UDA)

Month	2016	2017
April	0	1,147
May	0	2,945
June	0	4,636
July	0	7,288
August	501	9,044
September	2,465	11,065
October	4,450	13,760
November	6,523	15,863
December	8,565	18,488
January	9,556	19,914
February	12,517	22,854
March	14,582	24,895
April	15,670	26,875
May	15,687	26,873
June	15,687	26,861

QUALITY

	Quantity	Base Number	Contract	AT	Region	England
% of FP17s for the same patient ID Re-attending within 3 months - Children	290	3,754	7.7%	13.2%	13.3%	12.3%
% of FP17s for the same patient ID Re-attending within 3 months - Adults	1,350	10,069	13.4%	17.3%	17.3%	16.7%
% of FP17s for the same patient ID Re-attending between 3 & 9 months - Children	2,196	3,754	58.5%	56.9%	58.9%	57.6%
% of FP17s for the same patient ID Re-attending between 3 & 9 months - Adults	5,831	10,069	57.9%	50.6%	52.2%	50.1%
% of FP17s for Band 1 Urgent Courses	845	14,187	6.0%	10.9%	9.2%	9.1%
% of FP17s Relating to Free Repair or Replacements	254	14,187	1.8%	0.9%	1.0%	0.8%
% of FP17s Relating to Continuations	47	14,187	0.3%	1.2%	1.4%	1.2%
% of Patients satisfied with the dentistry they have received	12	15	80.0%	92.2%	93.1%	92.8%
% of Patients satisfied with the time they had to wait for an appointment	11	15	73.3%	88.3%	89.5%	88.7%

* This is based on patients treated on this contract for their most recent course of treatment. Figures in italics indicate the base number of FP17s or Patient Questionnaire responses are less than 100. N/A is shown where the base number of responses is less than 10 during the period. % is calculated as Quantity/Base number*100

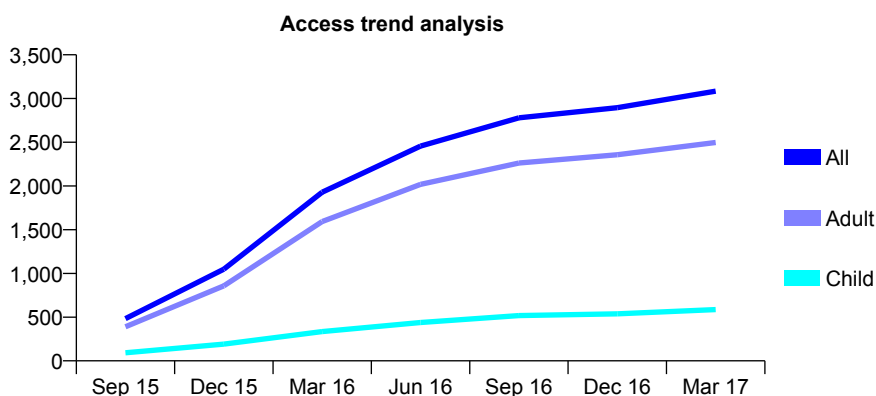
Q47 - Vital Signs At a Glance Contract Report for 117730/0001 - Year end March 2017

Name or company name	Synergy Dental Clinic Ormskirk Ltd
Contract type name	GDS Contract
Purpose of contract	General
Contract start date	01/08/2015
Contract end date	

16/17 Contracted general activity (UDA)	10,500
Carry forward general activity (UDA)	0
16/17 Contracted orthodontic activity (UOA)	0
Carry forward orthodontic activity (UOA)	0
Baseline contract value	£296,051.23

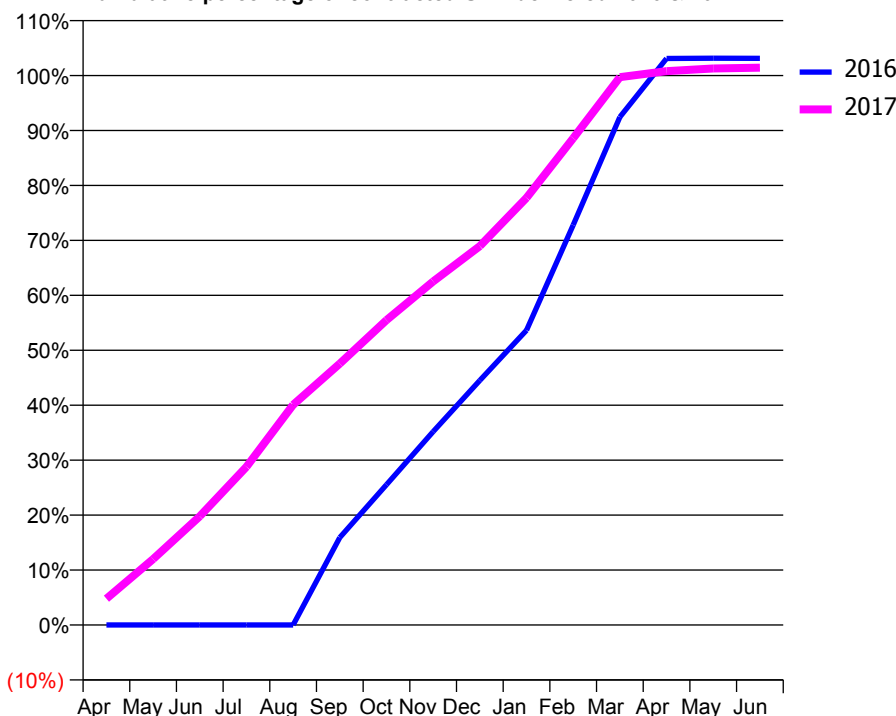
ACCESS*

Patients seen in 24 months	Total	Change since previous quarter
Quarter ending March 2016	1,928	
Quarter ending June 2016	2,456	↑
Quarter ending September 2016	2,779	↑
Quarter ending December 2016	2,895	↑
Quarter ending March 2017	3,084	↑
Variance since March 2016	60.0%	↑



ACTIVITY

Cumulative percentage of contracted UDA delivered 2016 & 2017



Month	Adjusted Scheduled Activity (UDA)	
	2016	2017
April	0	502
May	0	1,261
June	0	2,077
July	0	3,022
August	0	4,209
September	1,115	4,995
October	1,788	5,825
November	2,465	6,564
December	3,116	7,240
January	3,756	8,163
February	5,095	9,302
March	6,471	10,468
April	7,217	10,583
May	7,220	10,633
June	7,219	10,649

QUALITY

	Quantity	Base Number	Contract	AT	Region	England
% of FP17s for the same patient ID Re-attending within 3 months - Children	54	866	6.2%	13.2%	13.3%	12.3%
% of FP17s for the same patient ID Re-attending within 3 months - Adults	546	3,840	14.2%	17.3%	17.3%	16.7%
% of FP17s for the same patient ID Re-attending between 3 & 9 months - Children	410	866	47.3%	56.9%	58.9%	57.6%
% of FP17s for the same patient ID Re-attending between 3 & 9 months - Adults	1,988	3,840	51.8%	50.6%	52.2%	50.1%
% of FP17s for Band 1 Urgent Courses	203	4,556	4.5%	10.9%	9.2%	9.1%
% of FP17s Relating to Free Repair or Replacements	92	4,556	2.0%	0.9%	1.0%	0.8%
% of FP17s Relating to Continuations	72	4,556	1.6%	1.2%	1.4%	1.2%
% of Patients satisfied with the dentistry they have received	12	13	92.3%	92.2%	93.1%	92.8%
% of Patients satisfied with the time they had to wait for an appointment	12	13	92.3%	88.3%	89.5%	88.7%

* This is based on patients treated on this contract for their most recent course of treatment. Figures in italics indicate the base number of FP17s or Patient Questionnaire responses are less than 100. N/A is shown where the base number of responses is less than 10 during the period. % is calculated as Quantity/Base number*100

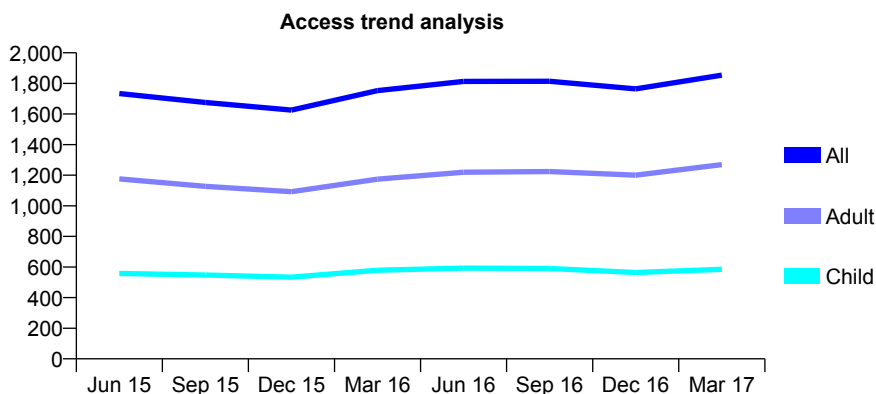
Q47 - Vital Signs At a Glance Contract Report for 118060/0021 - Year end March 2017

Name or company name	Genix Healthcare Ltd
Contract type name	PDS Contract
Purpose of contract	General
Contract start date	20/09/2010
Contract end date	19/09/2020

16/17 Contracted general activity (UDA)	5,940
Carry forward general activity (UDA)	0
16/17 Contracted orthodontic activity (UOA)	0
Carry forward orthodontic activity (UOA)	0
Baseline contract value	£294,844.21

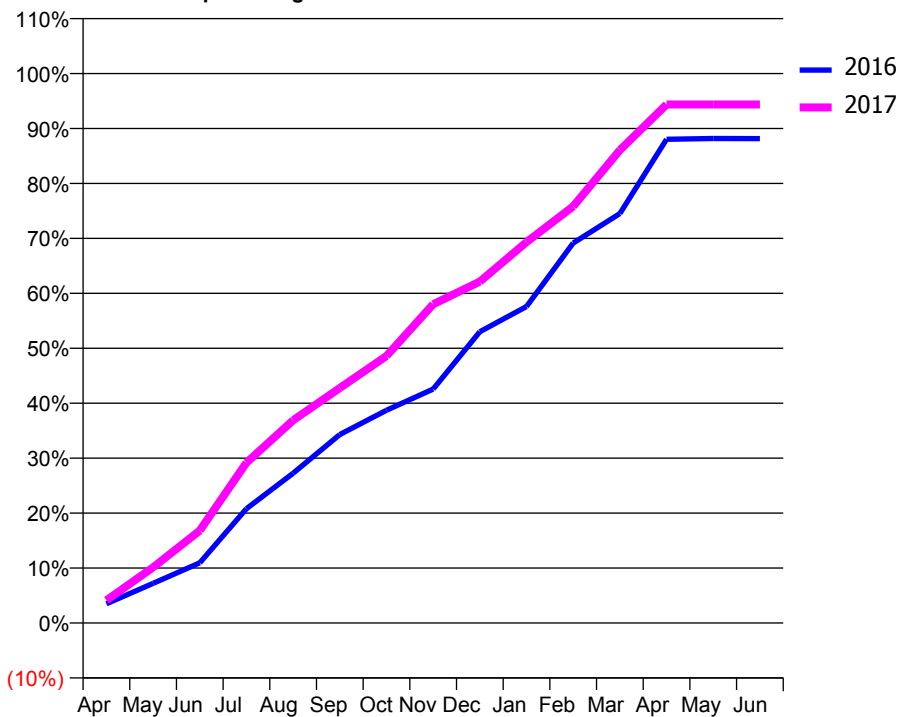
ACCESS*

Patients seen in 24 months	Total	Change since previous quarter
Quarter ending March 2016	1,753	
Quarter ending June 2016	1,813	↑
Quarter ending September 2016	1,814	→
Quarter ending December 2016	1,764	↓
Quarter ending March 2017	1,854	↑
Variance since March 2016	5.8%	↑



ACTIVITY

Cumulative percentage of contracted UDA delivered 2016 & 2017



Adjusted Scheduled Activity (UDA)

Month	2016	2017
April	190	246
May	390	601
June	592	1,000
July	1,124	1,733
August	1,472	2,192
September	1,853	2,541
October	2,091	2,887
November	2,299	3,445
December	2,863	3,691
January	3,111	4,118
February	3,734	4,504
March	4,023	5,113
April	4,753	5,604
May	4,761	5,604
June	4,760	5,604

QUALITY

	Quantity	Base Number	Contract	AT	Region	England
% of FP17s for the same patient ID Re-attending within 3 months - Children	119	965	12.3%	13.2%	13.3%	12.3%
% of FP17s for the same patient ID Re-attending within 3 months - Adults	427	2,020	21.1%	17.3%	17.3%	16.7%
% of FP17s for the same patient ID Re-attending between 3 & 9 months - Children	450	965	46.6%	56.9%	58.9%	57.6%
% of FP17s for the same patient ID Re-attending between 3 & 9 months - Adults	839	2,020	41.5%	50.6%	52.2%	50.1%
% of FP17s for Band 1 Urgent Courses	242	2,642	9.2%	10.9%	9.2%	9.1%
% of FP17s Relating to Free Repair or Replacements	19	2,642	0.7%	0.9%	1.0%	0.8%
% of FP17s Relating to Continuations	23	2,642	0.9%	1.2%	1.4%	1.2%
% of Patients satisfied with the dentistry they have received	1	2	N/A	92.2%	93.1%	92.8%
% of Patients satisfied with the time they had to wait for an appointment	2	2	N/A	88.3%	89.5%	88.7%

* This is based on patients treated on this contract for their most recent course of treatment. Figures in italics indicate the base number of FP17s or Patient Questionnaire responses are less than 100. N/A is shown where the base number of responses is less than 10 during the period. % is calculated as Quantity/Base number*100

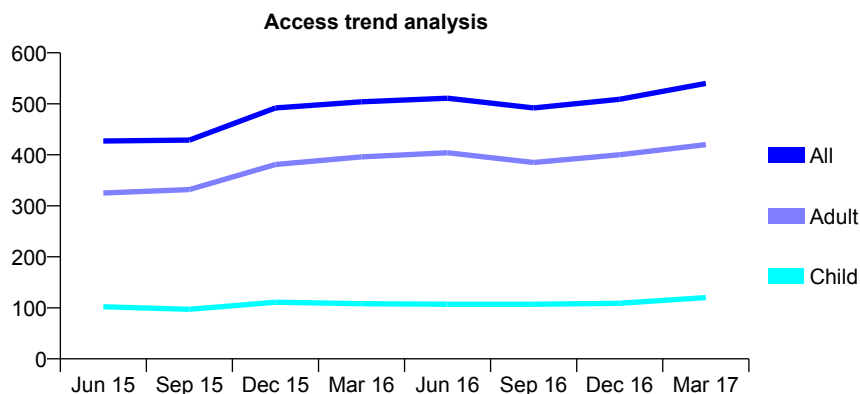
Q47 - Vital Signs At a Glance Contract Report for 118060/0022 - Year end March 2017

Name or company name	Genix Healthcare Ltd
Contract type name	PDS Contract
Purpose of contract	General
Contract start date	20/09/2010
Contract end date	

16/17 Contracted general activity (UDA)	4,100
Carry forward general activity (UDA)	0
16/17 Contracted orthodontic activity (UOA)	0
Carry forward orthodontic activity (UOA)	0
Baseline contract value	£213,541.44

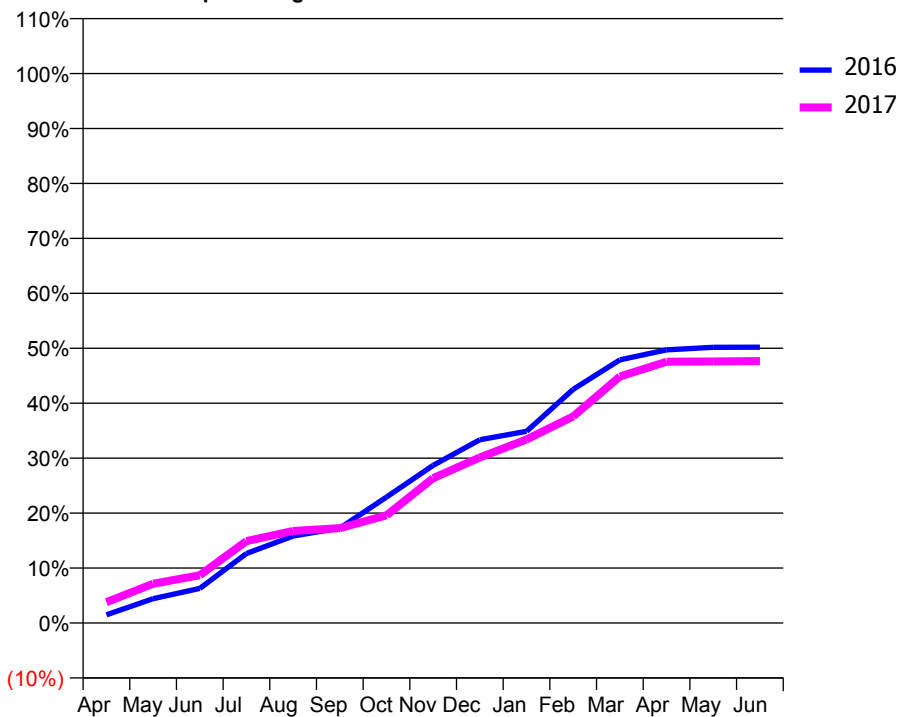
ACCESS*

Patients seen in 24 months	Total	Change since previous quarter
Quarter ending March 2016	504	
Quarter ending June 2016	511	→
Quarter ending September 2016	492	↓
Quarter ending December 2016	509	↑
Quarter ending March 2017	540	↑
Variance since March 2016	7.1%	↑



ACTIVITY

Cumulative percentage of contracted UDA delivered 2016 & 2017



Adjusted Scheduled Activity (UDA)

Month	2016	2017
April	61	156
May	181	293
June	258	357
July	519	612
August	649	687
September	708	708
October	940	804
November	1,177	1,081
December	1,367	1,235
January	1,430	1,369
February	1,744	1,542
March	1,964	1,840
April	2,038	1,950
May	2,057	1,952
June	2,058	1,955

QUALITY

	Quantity	Base Number	Contract	AT	Region	England
% of FP17s for the same patient ID Re-attending within 3 months - Children	12	174	6.9%	13.2%	13.3%	12.3%
% of FP17s for the same patient ID Re-attending within 3 months - Adults	42	501	8.4%	17.3%	17.3%	16.7%
% of FP17s for the same patient ID Re-attending between 3 & 9 months - Children	49	174	28.2%	56.9%	58.9%	57.6%
% of FP17s for the same patient ID Re-attending between 3 & 9 months - Adults	150	501	29.9%	50.6%	52.2%	50.1%
% of FP17s for Band 1 Urgent Courses	70	693	10.1%	10.9%	9.2%	9.1%
% of FP17s Relating to Free Repair or Replacements	9	693	1.3%	0.9%	1.0%	0.8%
% of FP17s Relating to Continuations	6	693	0.9%	1.2%	1.4%	1.2%
% of Patients satisfied with the dentistry they have received	1	1	N/A	92.2%	93.1%	92.8%
% of Patients satisfied with the time they had to wait for an appointment	1	1	N/A	88.3%	89.5%	88.7%

* This is based on patients treated on this contract for their most recent course of treatment. Figures in italics indicate the base number of FP17s or Patient Questionnaire responses are less than 100. N/A is shown where the base number of responses is less than 10 during the period. % is calculated as Quantity/Base number*100

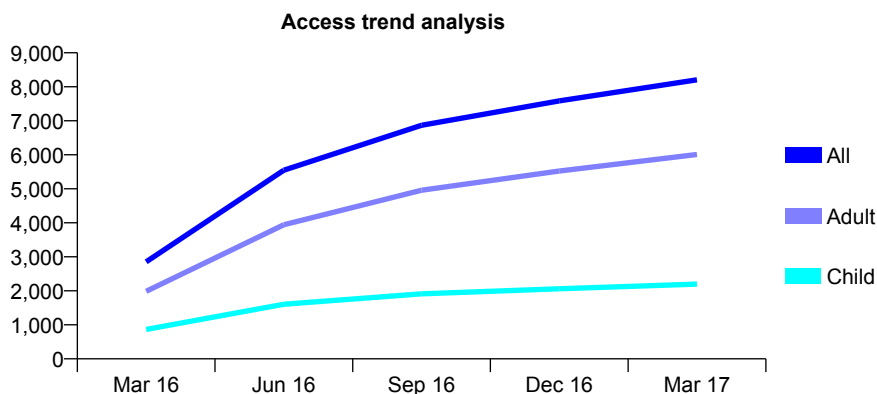
Q47 - Vital Signs At a Glance Contract Report for 121282/0001 - Year end March 2017

Name or company name	Sandy Lane Dental Practice
Contract type name	GDS Contract
Purpose of contract	General and Orthodontic
Contract start date	19/01/2016
Contract end date	

16/17 Contracted general activity (UDA)	25,460
Carry forward general activity (UDA)	877
16/17 Contracted orthodontic activity (UOA)	322
Carry forward orthodontic activity (UOA)	0
Baseline contract value	£755,965.37

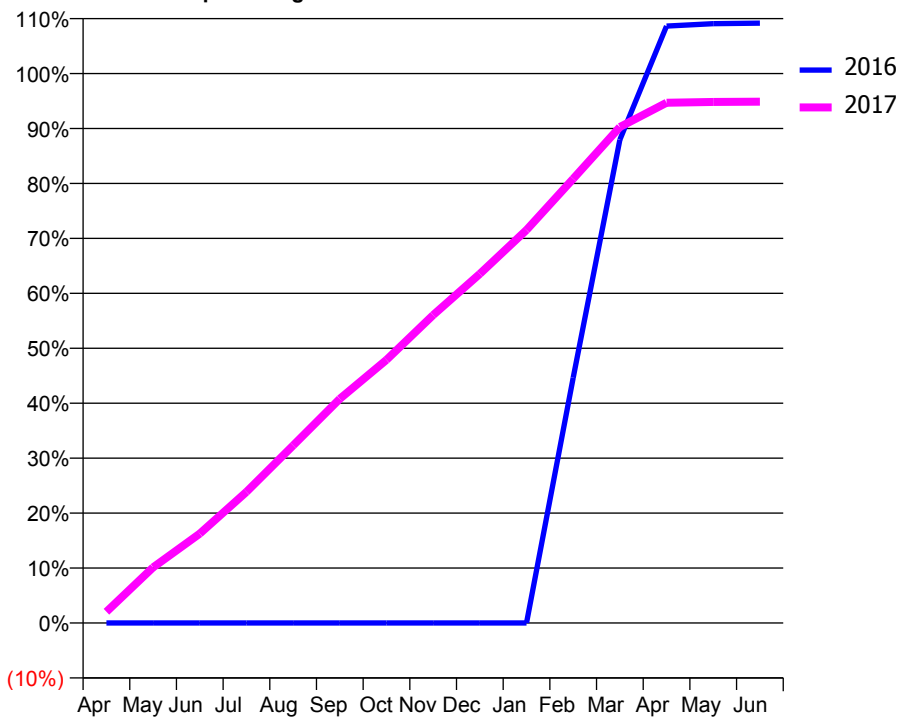
ACCESS*

Patients seen in 24 months	Total	Change since previous quarter
Quarter ending March 2016	2,851	
Quarter ending June 2016	5,546	↑
Quarter ending September 2016	6,870	↑
Quarter ending December 2016	7,585	↑
Quarter ending March 2017	8,205	↑
Variance since March 2016	187.8%	↑



ACTIVITY

Cumulative percentage of contracted UDA delivered 2016 & 2017



Adjusted Scheduled Activity (UDA)

Month	2016	2017
April	0	522
May	0	2,580
June	0	4,140
July	0	6,079
August	0	8,226
September	0	10,389
October	0	12,192
November	0	14,269
December	0	16,178
January	0	18,213
February	2,292	20,586
March	4,515	22,979
April	5,576	24,104
May	5,599	24,141
June	5,603	24,152

QUALITY

	Quantity	Base Number	Contract	AT	Region	England
% of FP17s for the same patient ID Re-attending within 3 months - Children	637	4,075	15.6%	13.2%	13.3%	12.3%
% of FP17s for the same patient ID Re-attending within 3 months - Adults	2,011	10,810	18.6%	17.3%	17.3%	16.7%
% of FP17s for the same patient ID Re-attending between 3 & 9 months - Children	1,730	4,075	42.5%	56.9%	58.9%	57.6%
% of FP17s for the same patient ID Re-attending between 3 & 9 months - Adults	4,170	10,810	38.6%	50.6%	52.2%	50.1%
% of FP17s for Band 1 Urgent Courses	1,083	14,239	7.6%	10.9%	9.2%	9.1%
% of FP17s Relating to Free Repair or Replacements	152	14,239	1.1%	0.9%	1.0%	0.8%
% of FP17s Relating to Continuations	122	14,239	0.9%	1.2%	1.4%	1.2%
% of Patients satisfied with the dentistry they have received	12	14	85.7%	92.2%	93.1%	92.8%
% of Patients satisfied with the time they had to wait for an appointment	12	14	85.7%	88.3%	89.5%	88.7%

* This is based on patients treated on this contract for their most recent course of treatment. Figures in italics indicate the base number of FP17s or Patient Questionnaire responses are less than 100. N/A is shown where the base number of responses is less than 10 during the period. % is calculated as Quantity/Base number*100

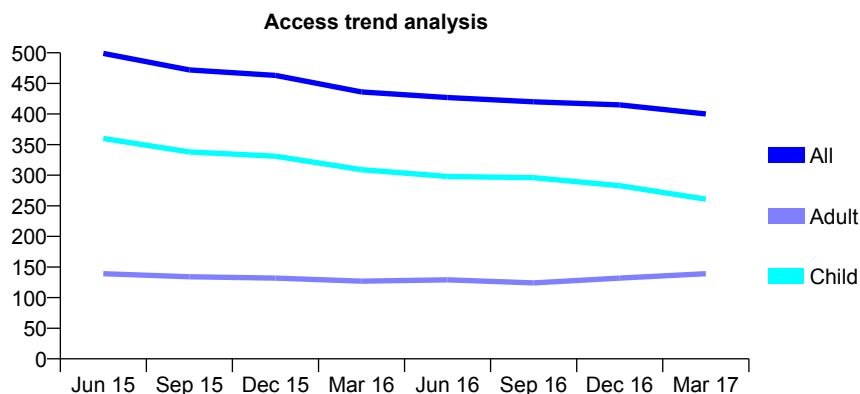
Q47 - Vital Signs At a Glance Contract Report for 123188/0001 - Year end March 2017

Name or company name	Cramond House Dental Practice
Contract type name	GDS Contract
Purpose of contract	General and Orthodontic
Contract start date	01/04/2011
Contract end date	

16/17 Contracted general activity (UDA)	1,820
Carry forward general activity (UDA)	0
16/17 Contracted orthodontic activity (UOA)	340
Carry forward orthodontic activity (UOA)	-7
Baseline contract value	£62,899.68

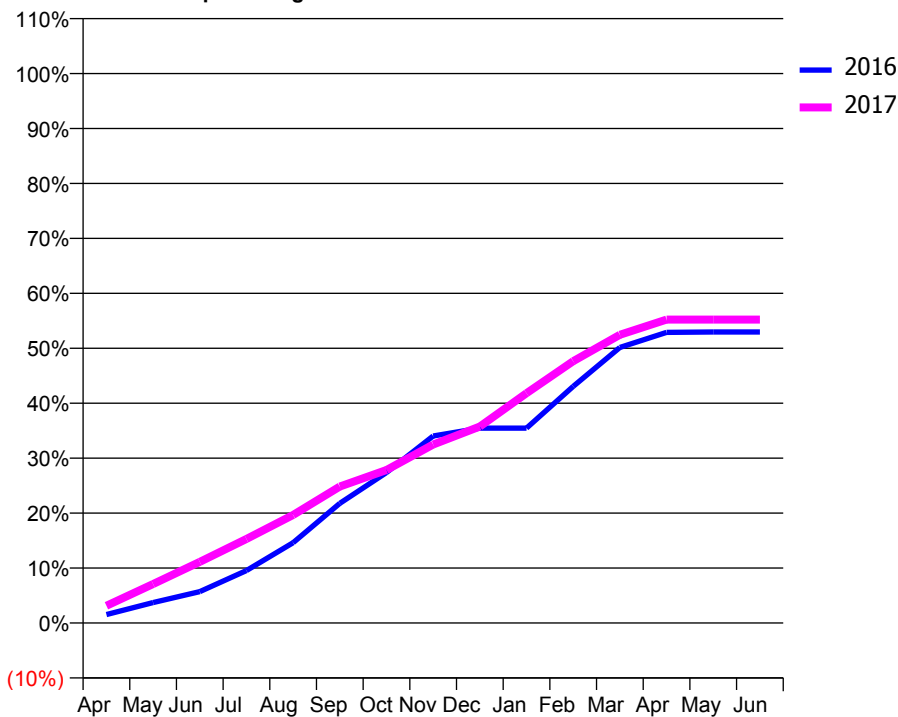
ACCESS*

Patients seen in 24 months	Total	Change since previous quarter
Quarter ending March 2016	436	
Quarter ending June 2016	427	↓
Quarter ending September 2016	420	↓
Quarter ending December 2016	415	↓
Quarter ending March 2017	400	↓
Variance since March 2016	(8.3%)	↓



ACTIVITY

Cumulative percentage of contracted UDA delivered 2016 & 2017



Adjusted Scheduled Activity (UDA)

Month	2016	2017
April	28	57
May	68	129
June	104	202
July	174	279
August	266	358
September	396	452
October	498	507
November	619	591
December	646	651
January	646	761
February	784	867
March	913	955
April	963	1,005
May	964	1,005
June	964	1,005

QUALITY

	Quantity	Base Number	Contract	AT	Region	England
% of FP17s for the same patient ID Re-attending within 3 months - Children	73	523	14.0%	13.2%	13.3%	12.3%
% of FP17s for the same patient ID Re-attending within 3 months - Adults	9	92	9.8%	17.3%	17.3%	16.7%
% of FP17s for the same patient ID Re-attending between 3 & 9 months - Children	351	523	67.1%	56.9%	58.9%	57.6%
% of FP17s for the same patient ID Re-attending between 3 & 9 months - Adults	61	92	66.3%	50.6%	52.2%	50.1%
% of FP17s for Band 1 Urgent Courses	9	566	1.6%	10.9%	9.2%	9.1%
% of FP17s Relating to Free Repair or Replacements	0	566	0.0%	0.9%	1.0%	0.8%
% of FP17s Relating to Continuations	0	566	0.0%	1.2%	1.4%	1.2%
% of Patients satisfied with the dentistry they have received	1	1	N/A	92.2%	93.1%	92.8%
% of Patients satisfied with the time they had to wait for an appointment	1	1	N/A	88.3%	89.5%	88.7%

* This is based on patients treated on this contract for their most recent course of treatment. Figures in italics indicate the base number of FP17s or Patient Questionnaire responses are less than 100. N/A is shown where the base number of responses is less than 10 during the period. % is calculated as Quantity/Base number*100

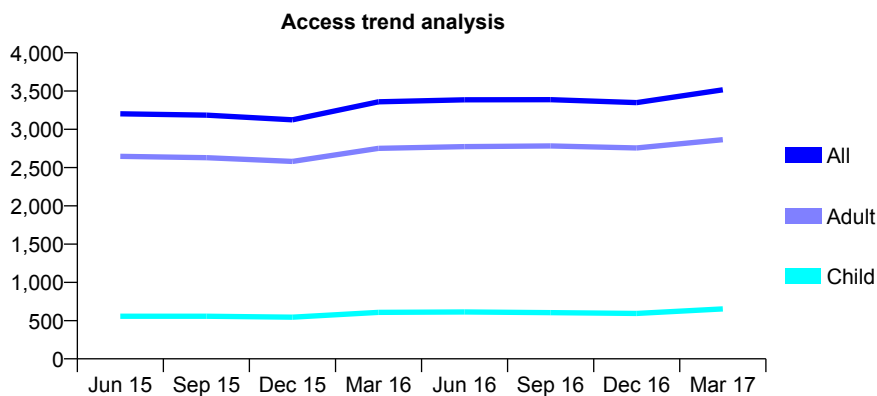
Q47 - Vital Signs At a Glance Contract Report for 123234/0001 - Year end March 2017

Name or company name	Mr N. Gokul
Contract type name	GDS Contract
Purpose of contract	General
Contract start date	05/01/2009
Contract end date	

16/17 Contracted general activity (UDA)	13,136
Carry forward general activity (UDA)	0
16/17 Contracted orthodontic activity (UOA)	0
Carry forward orthodontic activity (UOA)	0
Baseline contract value	£293,720.56

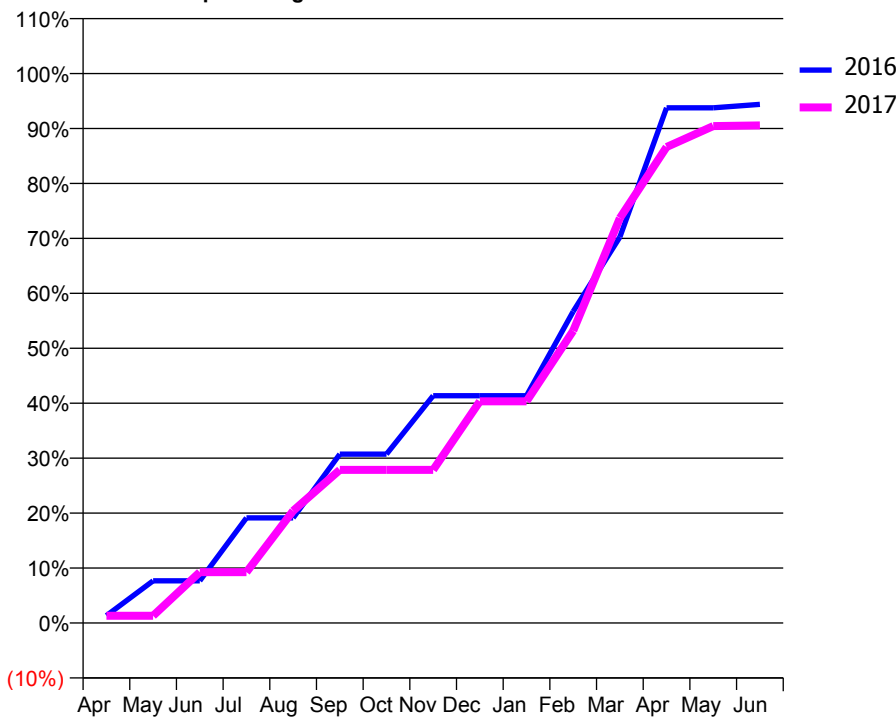
ACCESS*

Patients seen in 24 months	Total	Change since previous quarter
Quarter ending March 2016	3,360	
Quarter ending June 2016	3,386	→
Quarter ending September 2016	3,387	→
Quarter ending December 2016	3,349	↓
Quarter ending March 2017	3,517	↑
Variance since March 2016	4.7%	↑



ACTIVITY

Cumulative percentage of contracted UDA delivered 2016 & 2017



Adjusted Scheduled Activity (UDA)

Month	2016	2017
April	178	174
May	1,010	174
June	1,010	1,217
July	2,514	1,217
August	2,514	2,684
September	4,037	3,660
October	4,037	3,660
November	5,433	3,660
December	5,433	5,301
January	5,433	5,301
February	7,448	6,986
March	9,227	9,679
April	12,317	11,378
May	12,317	11,880
June	12,397	11,894

QUALITY

	Quantity	Base Number	Contract	AT	Region	England
% of FP17s for the same patient ID Re-attending within 3 months - Children	61	1,024	6.0%	13.2%	13.3%	12.3%
% of FP17s for the same patient ID Re-attending within 3 months - Adults	811	5,109	15.9%	17.3%	17.3%	16.7%
% of FP17s for the same patient ID Re-attending between 3 & 9 months - Children	588	1,024	57.4%	56.9%	58.9%	57.6%
% of FP17s for the same patient ID Re-attending between 3 & 9 months - Adults	3,177	5,109	62.2%	50.6%	52.2%	50.1%
% of FP17s for Band 1 Urgent Courses	278	5,771	4.8%	10.9%	9.2%	9.1%
% of FP17s Relating to Free Repair or Replacements	70	5,771	1.2%	0.9%	1.0%	0.8%
% of FP17s Relating to Continuations	157	5,771	2.7%	1.2%	1.4%	1.2%
% of Patients satisfied with the dentistry they have received	37	42	88.1%	92.2%	93.1%	92.8%
% of Patients satisfied with the time they had to wait for an appointment	38	42	90.5%	88.3%	89.5%	88.7%

* This is based on patients treated on this contract for their most recent course of treatment. Figures in italics indicate the base number of FP17s or Patient Questionnaire responses are less than 100. N/A is shown where the base number of responses is less than 10 during the period. % is calculated as Quantity/Base number*100

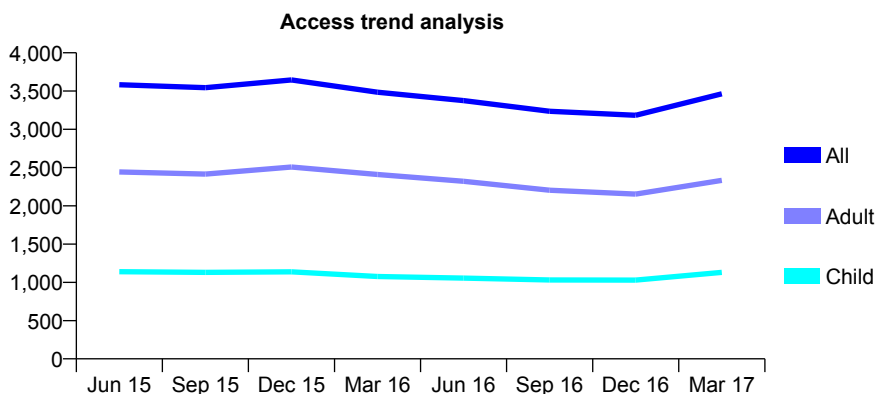
Q47 - Vital Signs At a Glance Contract Report for 123935/0001 - Year end March 2017

Name or company name	The Smile Clinic Ltd
Contract type name	GDS Contract
Purpose of contract	General
Contract start date	01/04/2012
Contract end date	

16/17 Contracted general activity (UDA)	12,250
Carry forward general activity (UDA)	385
16/17 Contracted orthodontic activity (UOA)	0
Carry forward orthodontic activity (UOA)	0
Baseline contract value	£272,264.55

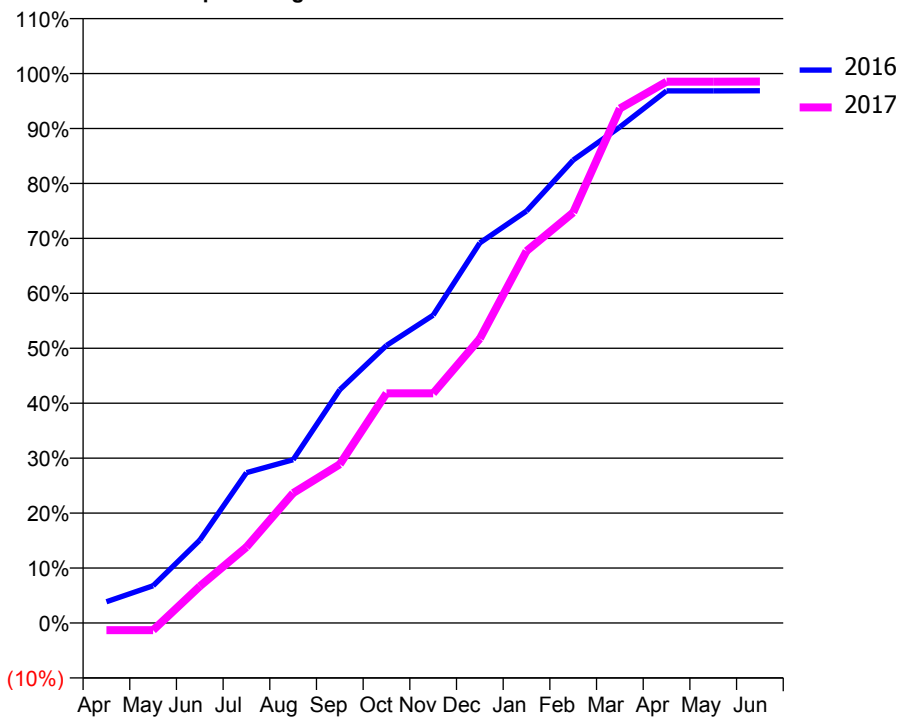
ACCESS*

Patients seen in 24 months	Total	Change since previous quarter
Quarter ending March 2016	3,485	
Quarter ending June 2016	3,376	↓
Quarter ending September 2016	3,235	↓
Quarter ending December 2016	3,184	↓
Quarter ending March 2017	3,464	↑
Variance since March 2016	(0.6%)	→



ACTIVITY

Cumulative percentage of contracted UDA delivered 2016 & 2017



Month	Adjusted Scheduled Activity (UDA)	
	2016	2017
April	473	-163
May	831	-163
June	1,847	818
July	3,351	1,693
August	3,641	2,898
September	5,200	3,539
October	6,188	5,120
November	6,863	5,120
December	8,473	6,340
January	9,184	8,291
February	10,319	9,150
March	11,057	11,471
April	11,861	12,068
May	11,861	12,068
June	11,865	12,072

QUALITY

	Quantity	Base Number	Contract	AT	Region	England
% of FP17s for the same patient ID Re-attending within 3 months - Children	147	1,765	8.3%	13.2%	13.3%	12.3%
% of FP17s for the same patient ID Re-attending within 3 months - Adults	639	3,490	18.3%	17.3%	17.3%	16.7%
% of FP17s for the same patient ID Re-attending between 3 & 9 months - Children	982	1,765	55.6%	56.9%	58.9%	57.6%
% of FP17s for the same patient ID Re-attending between 3 & 9 months - Adults	1,700	3,490	48.7%	50.6%	52.2%	50.1%
% of FP17s for Band 1 Urgent Courses	294	5,129	5.7%	10.9%	9.2%	9.1%
% of FP17s Relating to Free Repair or Replacements	105	5,129	2.0%	0.9%	1.0%	0.8%
% of FP17s Relating to Continuations	148	5,129	2.9%	1.2%	1.4%	1.2%
% of Patients satisfied with the dentistry they have received	8	9	N/A	92.2%	93.1%	92.8%
% of Patients satisfied with the time they had to wait for an appointment	8	9	N/A	88.3%	89.5%	88.7%

* This is based on patients treated on this contract for their most recent course of treatment. Figures in italics indicate the base number of FP17s or Patient Questionnaire responses are less than 100. N/A is shown where the base number of responses is less than 10 during the period. % is calculated as Quantity/Base number*100

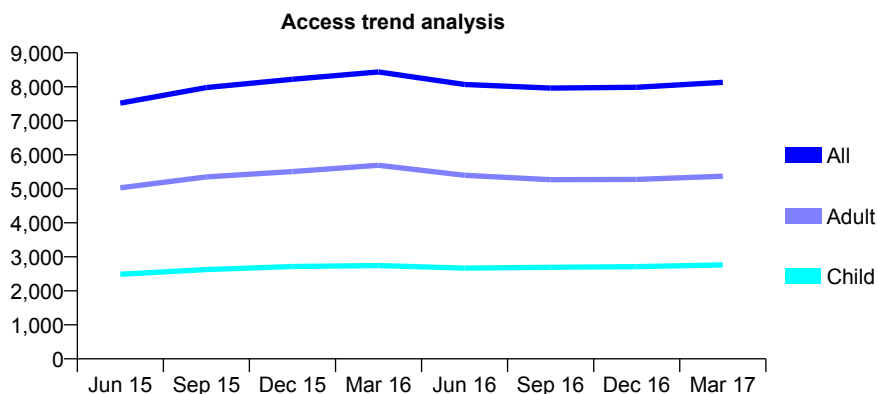
Q47 - Vital Signs At a Glance Contract Report for 125652/0001 - Year end March 2017

Name or company name	Park House
Contract type name	GDS Contract
Purpose of contract	General
Contract start date	01/04/2014
Contract end date	

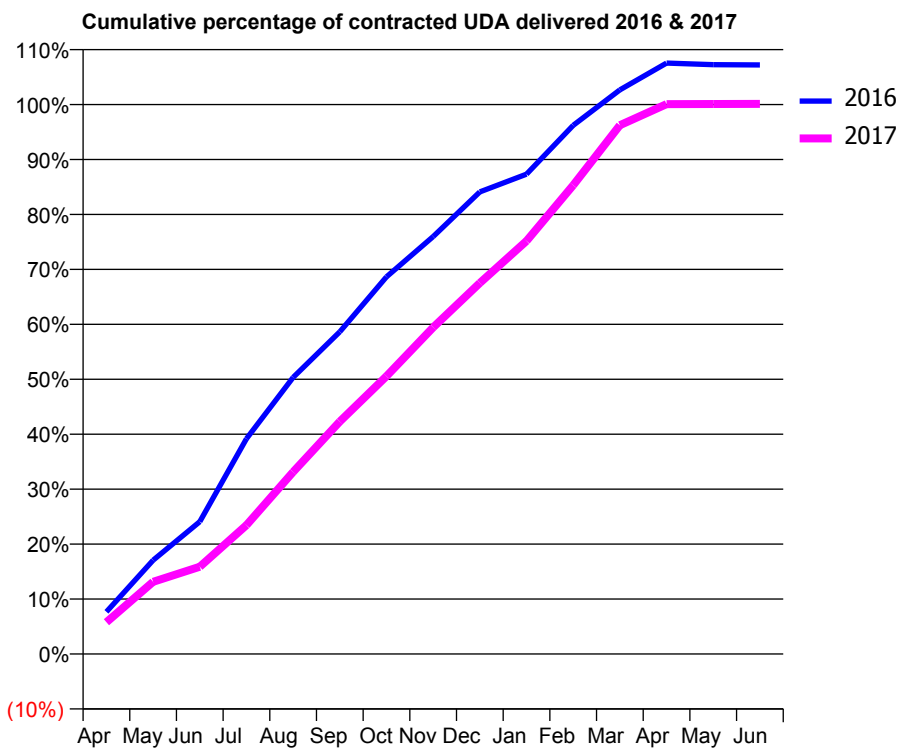
16/17 Contracted general activity (UDA)	25,000
Carry forward general activity (UDA)	-500
16/17 Contracted orthodontic activity (UOA)	0
Carry forward orthodontic activity (UOA)	0
Baseline contract value	£667,453.97

ACCESS*

Patients seen in 24 months	Total	Change since previous quarter
Quarter ending March 2016	8,437	
Quarter ending June 2016	8,069	↓
Quarter ending September 2016	7,961	↓
Quarter ending December 2016	7,988	→
Quarter ending March 2017	8,133	→
Variance since March 2016	(3.6%)	↓



ACTIVITY



Month	Adjusted Scheduled Activity (UDA)	
	2016	2017
April	1,920	1,449
May	4,266	3,287
June	6,022	3,973
July	9,794	5,864
August	12,586	8,281
September	14,663	10,575
October	17,159	12,643
November	18,993	14,859
December	21,027	16,878
January	21,832	18,791
February	24,054	21,329
March	25,664	24,058
April	26,884	25,018
May	26,813	25,024
June	26,799	25,026

QUALITY

	Quantity	Base Number	Contract	AT	Region	England
% of FP17s for the same patient ID Re-attending within 3 months - Children	487	4,854	10.0%	13.2%	13.3%	12.3%
% of FP17s for the same patient ID Re-attending within 3 months - Adults	1,046	7,482	14.0%	17.3%	17.3%	16.7%
% of FP17s for the same patient ID Re-attending between 3 & 9 months - Children	2,805	4,854	57.8%	56.9%	58.9%	57.6%
% of FP17s for the same patient ID Re-attending between 3 & 9 months - Adults	3,703	7,482	49.5%	50.6%	52.2%	50.1%
% of FP17s for Band 1 Urgent Courses	770	12,253	6.3%	10.9%	9.2%	9.1%
% of FP17s Relating to Free Repair or Replacements	118	12,253	1.0%	0.9%	1.0%	0.8%
% of FP17s Relating to Continuations	50	12,253	0.4%	1.2%	1.4%	1.2%
% of Patients satisfied with the dentistry they have received	10	10	100.0%	92.2%	93.1%	92.8%
% of Patients satisfied with the time they had to wait for an appointment	10	10	100.0%	88.3%	89.5%	88.7%

* This is based on patients treated on this contract for their most recent course of treatment. Figures in italics indicate the base number of FP17s or Patient Questionnaire responses are less than 100. N/A is shown where the base number of responses is less than 10 during the period. % is calculated as Quantity/Base number*100

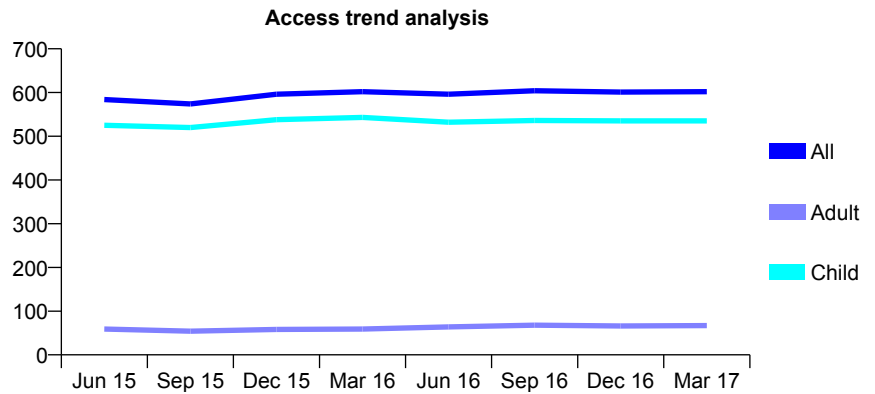
Q47 - Vital Signs At a Glance Contract Report for 126152/0001 - Year end March 2017

Name or company name	Debra Jones
Contract type name	GDS Contract
Purpose of contract	General
Contract start date	01/04/2011
Contract end date	

16/17 Contracted general activity (UDA)	2,000
Carry forward general activity (UDA)	20
16/17 Contracted orthodontic activity (UOA)	0
Carry forward orthodontic activity (UOA)	0
Baseline contract value	£43,348.11

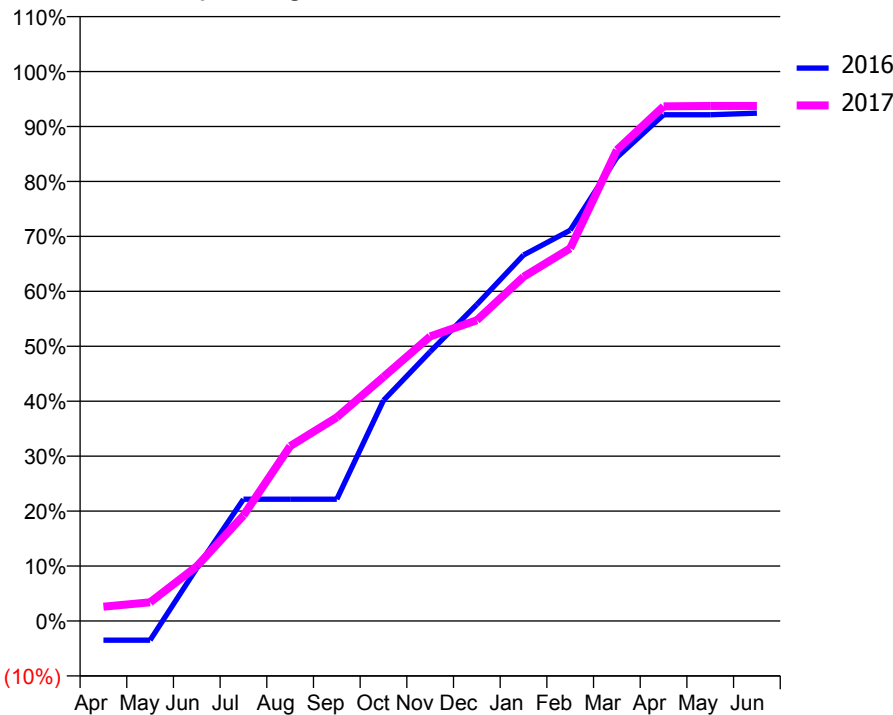
ACCESS*

Patients seen in 24 months	Total	Change since previous quarter
Quarter ending March 2016	602	
Quarter ending June 2016	596	→
Quarter ending September 2016	604	→
Quarter ending December 2016	601	→
Quarter ending March 2017	602	→
Variance since March 2016	0.0%	→



ACTIVITY

Cumulative percentage of contracted UDA delivered 2016 & 2017



Month	Adjusted Scheduled Activity (UDA)	
	2016	2017
April	-70	52
May	-70	68
June	192	199
July	443	384
August	443	636
September	443	741
October	803	888
November	980	1,036
December	1,152	1,095
January	1,332	1,253
February	1,422	1,356
March	1,687	1,714
April	1,842	1,873
May	1,842	1,874
June	1,848	1,874

QUALITY

	Quantity	Base Number	Contract	AT	Region	England
% of FP17s for the same patient ID Re-attending within 3 months - Children	149	1,017	14.7%	13.2%	13.3%	12.3%
% of FP17s for the same patient ID Re-attending within 3 months - Adults	0	1	0.0%	17.3%	17.3%	16.7%
% of FP17s for the same patient ID Re-attending between 3 & 9 months - Children	671	1,017	66.0%	56.9%	58.9%	57.6%
% of FP17s for the same patient ID Re-attending between 3 & 9 months - Adults	0	1	0.0%	50.6%	52.2%	50.1%
% of FP17s for Band 1 Urgent Courses	7	1,006	0.7%	10.9%	9.2%	9.1%
% of FP17s Relating to Free Repair or Replacements	0	1,006	0.0%	0.9%	1.0%	0.8%
% of FP17s Relating to Continuations	27	1,006	2.7%	1.2%	1.4%	1.2%
% of Patients satisfied with the dentistry they have received	1	1	N/A	92.2%	93.1%	92.8%
% of Patients satisfied with the time they had to wait for an appointment	1	1	N/A	88.3%	89.5%	88.7%

* This is based on patients treated on this contract for their most recent course of treatment. Figures in italics indicate the base number of FP17s or Patient Questionnaire responses are less than 100. N/A is shown where the base number of responses is less than 10 during the period. % is calculated as Quantity/Base number*100

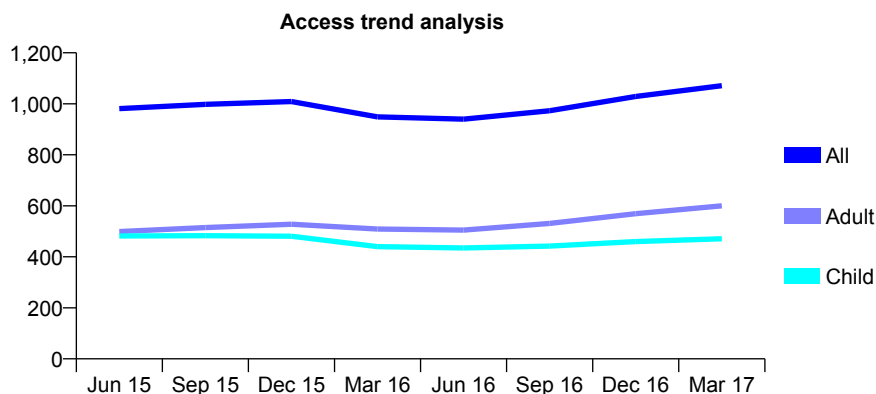
Q47 - Vital Signs At a Glance Contract Report for 126691/0001 - Year end March 2017

Name or company name	Diamond Smiles Dental Centre
Contract type name	GDS Contract
Purpose of contract	General and Orthodontic
Contract start date	01/07/2009
Contract end date	

16/17 Contracted general activity (UDA)	3,299
Carry forward general activity (UDA)	97
16/17 Contracted orthodontic activity (UOA)	438
Carry forward orthodontic activity (UOA)	5
Baseline contract value	£104,984.15

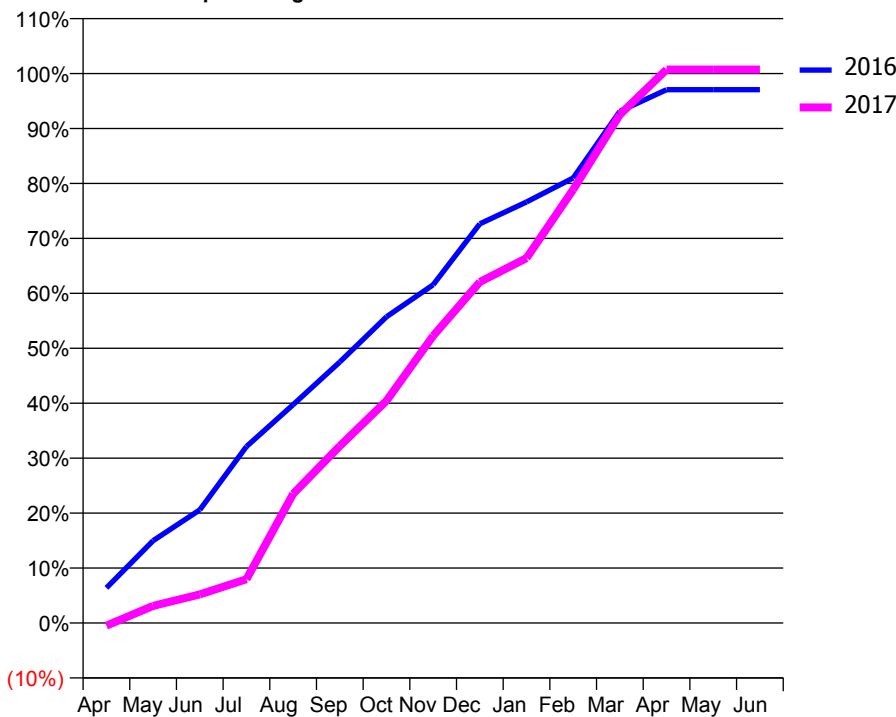
ACCESS*

Patients seen in 24 months	Total	Change since previous quarter
Quarter ending March 2016	949	
Quarter ending June 2016	940	→
Quarter ending September 2016	973	↑
Quarter ending December 2016	1,029	↑
Quarter ending March 2017	1,071	↑
Variance since March 2016	12.9%	↑



ACTIVITY

Cumulative percentage of contracted UDA delivered 2016 & 2017



Month	Adjusted Scheduled Activity (UDA)	
	2016	2017
April	211	-17
May	494	103
June	679	172
July	1,060	263
August	1,311	775
September	1,567	1,063
October	1,839	1,334
November	2,031	1,724
December	2,397	2,047
January	2,528	2,191
February	2,672	2,603
March	3,072	3,052
April	3,202	3,323
May	3,202	3,323
June	3,202	3,323

QUALITY

	Quantity	Base Number	Contract	AT	Region	England
% of FP17s for the same patient ID Re-attending within 3 months - Children	85	786	10.8%	13.2%	13.3%	12.3%
% of FP17s for the same patient ID Re-attending within 3 months - Adults	96	709	13.5%	17.3%	17.3%	16.7%
% of FP17s for the same patient ID Re-attending between 3 & 9 months - Children	454	786	57.8%	56.9%	58.9%	57.6%
% of FP17s for the same patient ID Re-attending between 3 & 9 months - Adults	304	709	42.9%	50.6%	52.2%	50.1%
% of FP17s for Band 1 Urgent Courses	103	1,506	6.8%	10.9%	9.2%	9.1%
% of FP17s Relating to Free Repair or Replacements	14	1,506	0.9%	0.9%	1.0%	0.8%
% of FP17s Relating to Continuations	1	1,506	0.1%	1.2%	1.4%	1.2%
% of Patients satisfied with the dentistry they have received	3	3	N/A	92.2%	93.1%	92.8%
% of Patients satisfied with the time they had to wait for an appointment	3	3	N/A	88.3%	89.5%	88.7%

* This is based on patients treated on this contract for their most recent course of treatment. Figures in italics indicate the base number of FP17s or Patient Questionnaire responses are less than 100. N/A is shown where the base number of responses is less than 10 during the period. % is calculated as Quantity/Base number*100

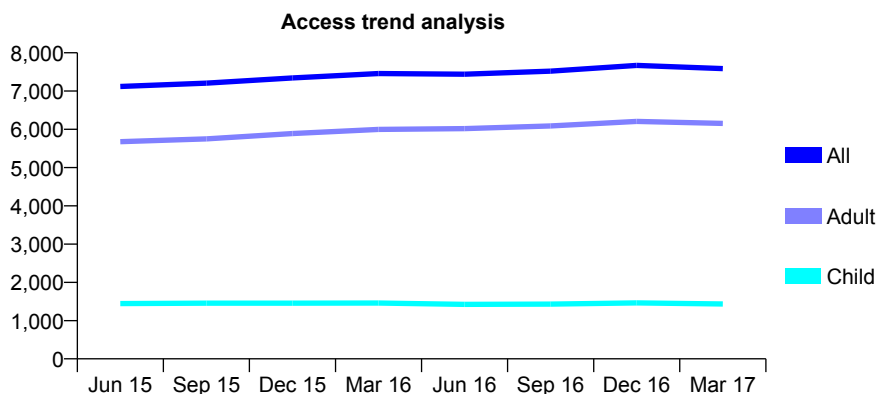
Q47 - Vital Signs At a Glance Contract Report for 127345/0001 - Year end March 2017

Name or company name	Red Rose Dental
Contract type name	GDS Contract
Purpose of contract	General
Contract start date	01/09/2010
Contract end date	

16/17 Contracted general activity (UDA)	20,201
Carry forward general activity (UDA)	679
16/17 Contracted orthodontic activity (UOA)	0
Carry forward orthodontic activity (UOA)	0
Baseline contract value	£543,486.39

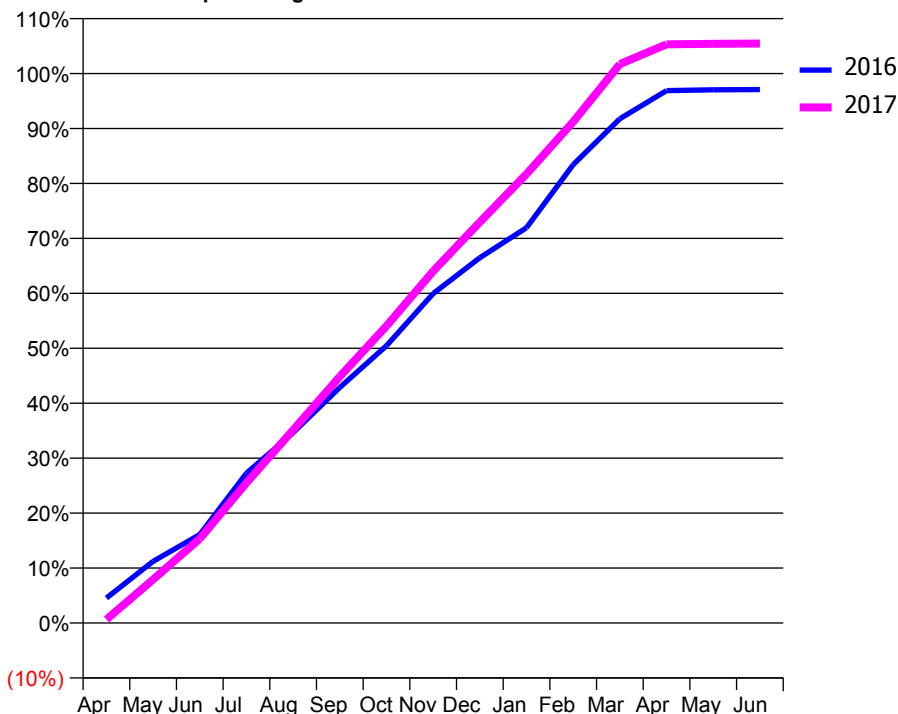
ACCESS*

Patients seen in 24 months	Total	Change since previous quarter
Quarter ending March 2016	7,458	
Quarter ending June 2016	7,442	→
Quarter ending September 2016	7,520	→
Quarter ending December 2016	7,669	→
Quarter ending March 2017	7,586	↓
Variance since March 2016	1.7%	→



ACTIVITY

Cumulative percentage of contracted UDA delivered 2016 & 2017



Month	Adjusted Scheduled Activity (UDA)	
	2016	2017
April	1,057	129
May	2,605	1,601
June	3,734	3,100
July	6,326	5,153
August	8,037	7,096
September	9,948	9,059
October	11,707	10,919
November	13,908	12,935
December	15,424	14,740
January	16,689	16,507
February	19,353	18,425
March	21,291	20,546
April	22,480	21,273
May	22,511	21,291
June	22,522	21,304

QUALITY

	Quantity	Base Number	Contract	AT	Region	England
% of FP17s for the same patient ID Re-attending within 3 months - Children	124	2,118	5.9%	13.2%	13.3%	12.3%
% of FP17s for the same patient ID Re-attending within 3 months - Adults	1,315	9,343	14.1%	17.3%	17.3%	16.7%
% of FP17s for the same patient ID Re-attending between 3 & 9 months - Children	1,237	2,118	58.4%	56.9%	58.9%	57.6%
% of FP17s for the same patient ID Re-attending between 3 & 9 months - Adults	5,253	9,343	56.2%	50.6%	52.2%	50.1%
% of FP17s for Band 1 Urgent Courses	809	11,241	7.2%	10.9%	9.2%	9.1%
% of FP17s Relating to Free Repair or Replacements	74	11,241	0.7%	0.9%	1.0%	0.8%
% of FP17s Relating to Continuations	229	11,241	2.0%	1.2%	1.4%	1.2%
% of Patients satisfied with the dentistry they have received	15	16	93.8%	92.2%	93.1%	92.8%
% of Patients satisfied with the time they had to wait for an appointment	16	16	100.0%	88.3%	89.5%	88.7%

* This is based on patients treated on this contract for their most recent course of treatment. Figures in italics indicate the base number of FP17s or Patient Questionnaire responses are less than 100. N/A is shown where the base number of responses is less than 10 during the period. % is calculated as Quantity/Base number*100

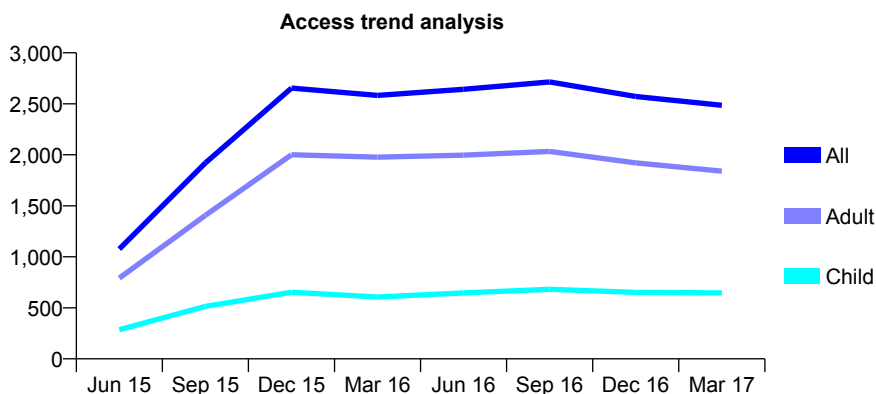
Q47 - Vital Signs At a Glance Contract Report for 129003/0001 - Year end March 2017

Name or company name	Mr Assim Ghaffoor
Contract type name	GDS Contract
Purpose of contract	General
Contract start date	01/04/2015
Contract end date	

16/17 Contracted general activity (UDA)	8,874
Carry forward general activity (UDA)	31
16/17 Contracted orthodontic activity (UOA)	0
Carry forward orthodontic activity (UOA)	0
Baseline contract value	£165,074.90

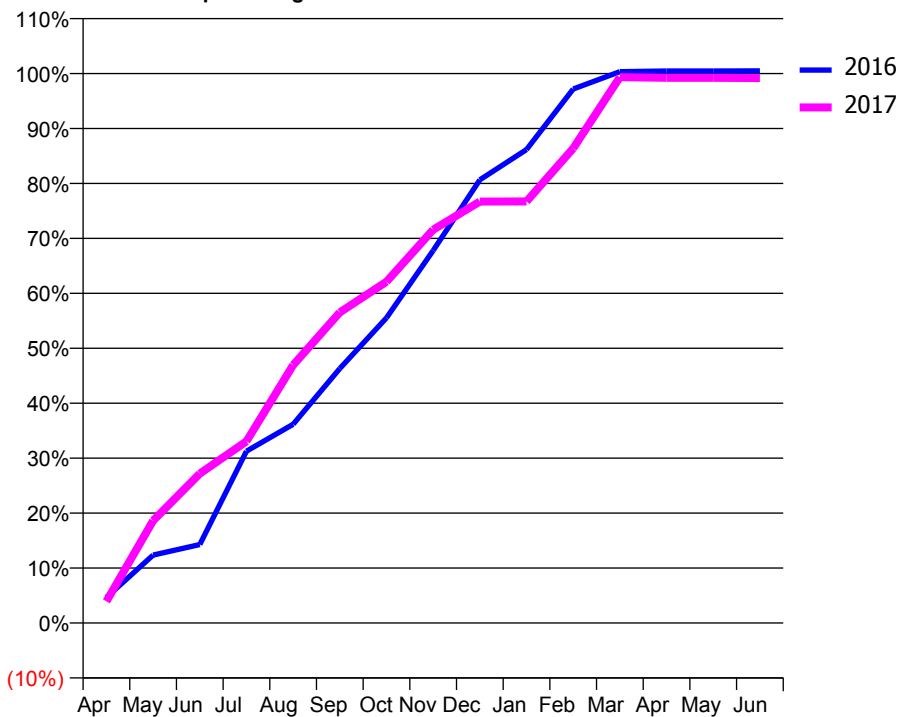
ACCESS*

Patients seen in 24 months	Total	Change since previous quarter
Quarter ending March 2016	2,583	
Quarter ending June 2016	2,643	↑
Quarter ending September 2016	2,715	↑
Quarter ending December 2016	2,572	↓
Quarter ending March 2017	2,486	↓
Variance since March 2016	(3.8%)	↓



ACTIVITY

Cumulative percentage of contracted UDA delivered 2016 & 2017



Adjusted Scheduled Activity (UDA)

Month	2016	2017
April	407	350
May	1,074	1,653
June	1,242	2,413
July	2,720	2,933
August	3,145	4,166
September	4,028	5,017
October	4,831	5,512
November	5,895	6,352
December	7,013	6,805
January	7,493	6,808
February	8,451	7,664
March	8,725	8,815
April	8,737	8,803
May	8,737	8,803
June	8,739	8,800

QUALITY

	Quantity	Base Number	Contract	AT	Region	England
% of FP17s for the same patient ID Re-attending within 3 months - Children	105	1,299	8.1%	13.2%	13.3%	12.3%
% of FP17s for the same patient ID Re-attending within 3 months - Adults	389	3,432	11.3%	17.3%	17.3%	16.7%
% of FP17s for the same patient ID Re-attending between 3 & 9 months - Children	664	1,299	51.1%	56.9%	58.9%	57.6%
% of FP17s for the same patient ID Re-attending between 3 & 9 months - Adults	1,667	3,432	48.6%	50.6%	52.2%	50.1%
% of FP17s for Band 1 Urgent Courses	272	4,721	5.8%	10.9%	9.2%	9.1%
% of FP17s Relating to Free Repair or Replacements	78	4,721	1.7%	0.9%	1.0%	0.8%
% of FP17s Relating to Continuations	39	4,721	0.8%	1.2%	1.4%	1.2%
% of Patients satisfied with the dentistry they have received	12	13	92.3%	92.2%	93.1%	92.8%
% of Patients satisfied with the time they had to wait for an appointment	12	13	92.3%	88.3%	89.5%	88.7%

* This is based on patients treated on this contract for their most recent course of treatment. Figures in italics indicate the base number of FP17s or Patient Questionnaire responses are less than 100. N/A is shown where the base number of responses is less than 10 during the period. % is calculated as Quantity/Base number*100

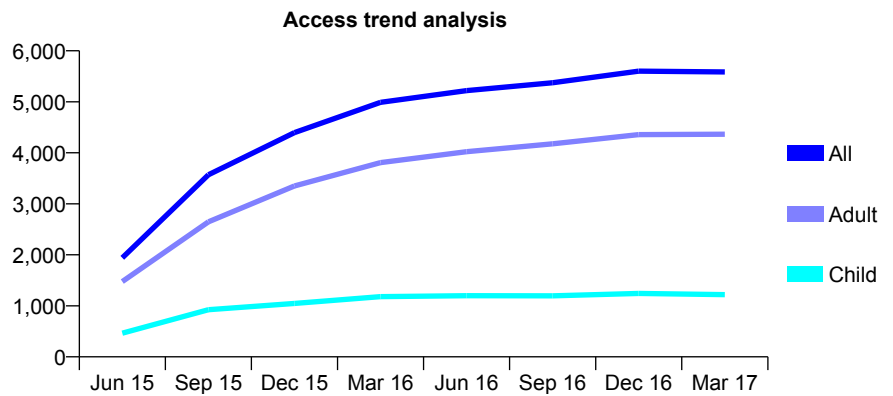
Q47 - Vital Signs At a Glance Contract Report for 129003/0002 - Year end March 2017

Name or company name	Mr Assim Ghaffoor
Contract type name	GDS Contract
Purpose of contract	General
Contract start date	01/04/2015
Contract end date	

16/17 Contracted general activity (UDA)	16,250
Carry forward general activity (UDA)	0
16/17 Contracted orthodontic activity (UOA)	0
Carry forward orthodontic activity (UOA)	0
Baseline contract value	£359,262.11

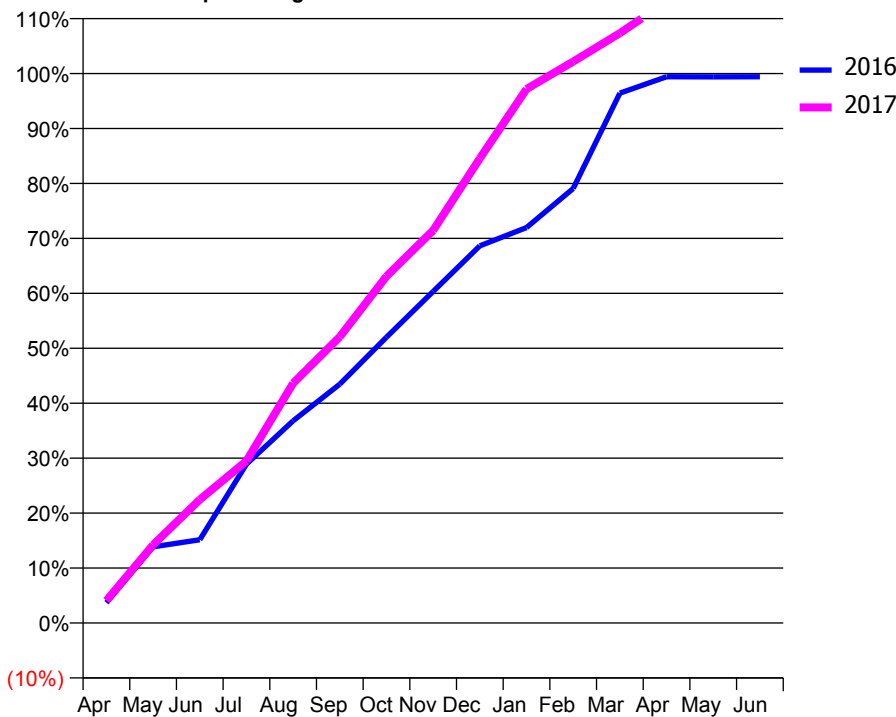
ACCESS*

Patients seen in 24 months	Total	Change since previous quarter
Quarter ending March 2016	4,989	
Quarter ending June 2016	5,219	↑
Quarter ending September 2016	5,374	↑
Quarter ending December 2016	5,601	↑
Quarter ending March 2017	5,585	→
Variance since March 2016	11.9%	↑



ACTIVITY

Cumulative percentage of contracted UDA delivered 2016 & 2017



Month	Adjusted Scheduled Activity (UDA)	
	2016	2017
April	699	666
May	2,617	2,313
June	2,862	3,649
July	5,456	4,793
August	6,946	7,093
September	8,205	8,465
October	9,817	10,256
November	11,389	11,612
December	12,955	13,743
January	13,583	15,793
February	14,925	16,605
March	18,200	17,444
April	18,762	18,371
May	18,757	18,371
June	18,762	18,375

QUALITY

	Quantity	Base Number	Contract	AT	Region	England
% of FP17s for the same patient ID Re-attending within 3 months - Children	244	2,244	10.9%	13.2%	13.3%	12.3%
% of FP17s for the same patient ID Re-attending within 3 months - Adults	1,214	7,561	16.1%	17.3%	17.3%	16.7%
% of FP17s for the same patient ID Re-attending between 3 & 9 months - Children	1,313	2,244	58.5%	56.9%	58.9%	57.6%
% of FP17s for the same patient ID Re-attending between 3 & 9 months - Adults	4,089	7,561	54.1%	50.6%	52.2%	50.1%
% of FP17s for Band 1 Urgent Courses	644	10,030	6.4%	10.9%	9.2%	9.1%
% of FP17s Relating to Free Repair or Replacements	266	10,030	2.7%	0.9%	1.0%	0.8%
% of FP17s Relating to Continuations	133	10,030	1.3%	1.2%	1.4%	1.2%
% of Patients satisfied with the dentistry they have received	8	10	80.0%	92.2%	93.1%	92.8%
% of Patients satisfied with the time they had to wait for an appointment	8	10	80.0%	88.3%	89.5%	88.7%

* This is based on patients treated on this contract for their most recent course of treatment. Figures in italics indicate the base number of FP17s or Patient Questionnaire responses are less than 100. N/A is shown where the base number of responses is less than 10 during the period. % is calculated as Quantity/Base number*100

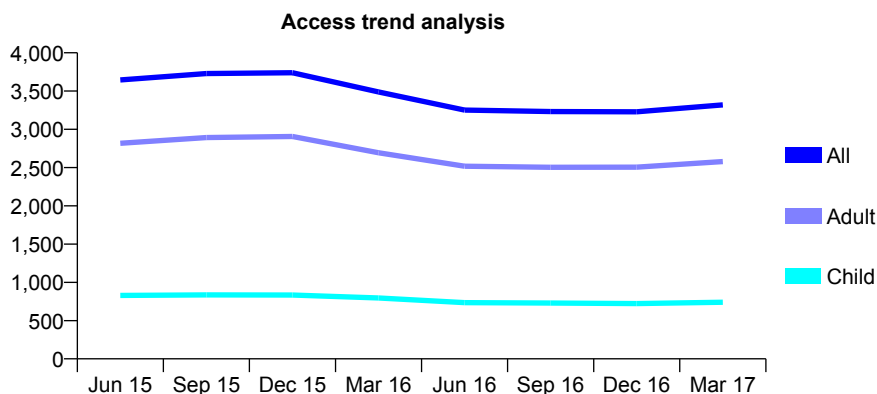
Q47 - Vital Signs At a Glance Contract Report for 129623/0002 - Year end March 2017

Name or company name	Diamond Dental Care
Contract type name	GDS Contract
Purpose of contract	General
Contract start date	01/12/2013
Contract end date	

16/17 Contracted general activity (UDA)	10,465
Carry forward general activity (UDA)	-157
16/17 Contracted orthodontic activity (UOA)	0
Carry forward orthodontic activity (UOA)	0
Baseline contract value	£224,481.05

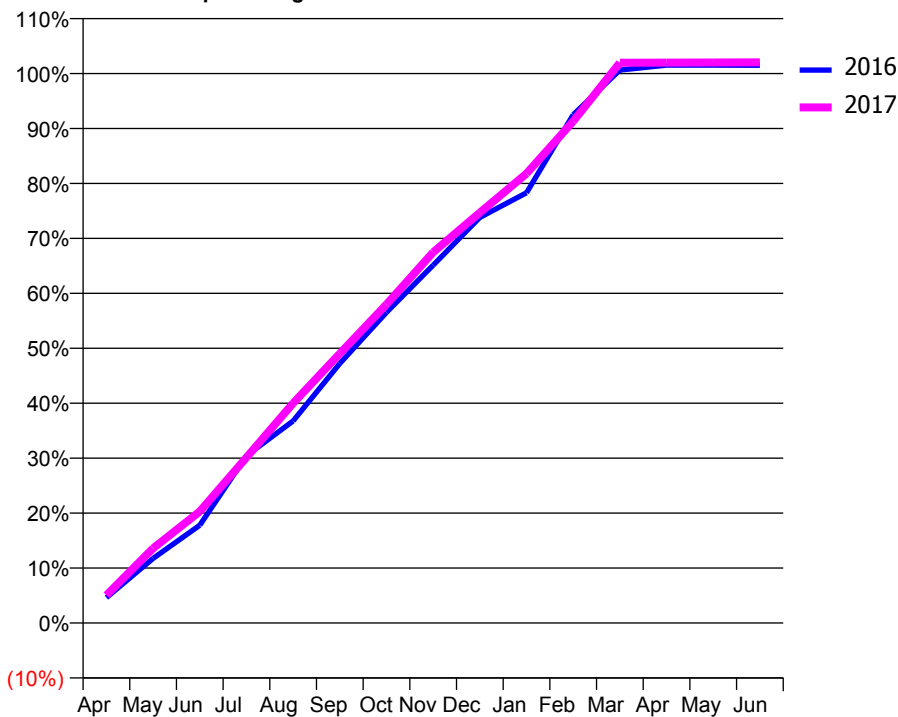
ACCESS*

Patients seen in 24 months	Total	Change since previous quarter
Quarter ending March 2016	3,489	
Quarter ending June 2016	3,251	↓
Quarter ending September 2016	3,233	→
Quarter ending December 2016	3,228	→
Quarter ending March 2017	3,319	↑
Variance since March 2016	(4.9%)	↓



ACTIVITY

Cumulative percentage of contracted UDA delivered 2016 & 2017



Month	Adjusted Scheduled Activity (UDA)	
	2016	2017
April	484	530
May	1,230	1,423
June	1,862	2,125
July	3,186	3,152
August	3,847	4,185
September	4,943	5,130
October	5,915	6,067
November	6,815	7,062
December	7,723	7,815
January	8,195	8,559
February	9,681	9,555
March	10,530	10,669
April	10,624	10,673
May	10,623	10,674
June	10,622	10,677

QUALITY

	Quantity	Base Number	Contract	AT	Region	England
% of FP17s for the same patient ID Re-attending within 3 months - Children	59	1,091	5.4%	13.2%	13.3%	12.3%
% of FP17s for the same patient ID Re-attending within 3 months - Adults	580	3,947	14.7%	17.3%	17.3%	16.7%
% of FP17s for the same patient ID Re-attending between 3 & 9 months - Children	674	1,091	61.8%	56.9%	58.9%	57.6%
% of FP17s for the same patient ID Re-attending between 3 & 9 months - Adults	2,333	3,947	59.1%	50.6%	52.2%	50.1%
% of FP17s for Band 1 Urgent Courses	331	4,985	6.6%	10.9%	9.2%	9.1%
% of FP17s Relating to Free Repair or Replacements	51	4,985	1.0%	0.9%	1.0%	0.8%
% of FP17s Relating to Continuations	97	4,985	1.9%	1.2%	1.4%	1.2%
% of Patients satisfied with the dentistry they have received	7	8	N/A	92.2%	93.1%	92.8%
% of Patients satisfied with the time they had to wait for an appointment	6	8	N/A	88.3%	89.5%	88.7%

* This is based on patients treated on this contract for their most recent course of treatment. Figures in italics indicate the base number of FP17s or Patient Questionnaire responses are less than 100. N/A is shown where the base number of responses is less than 10 during the period. % is calculated as Quantity/Base number*100

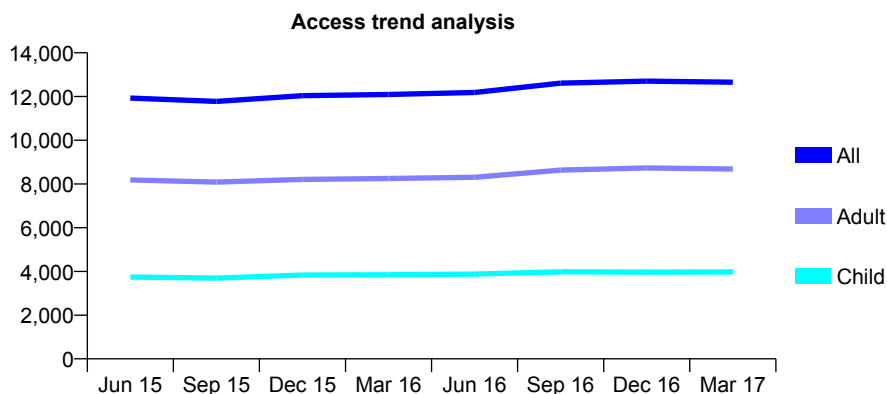
Q47 - Vital Signs At a Glance Contract Report for 131423/0001 - Year end March 2017

Name or company name	Railway Road Dental Practice Partnership
Contract type name	GDS Contract
Purpose of contract	General
Contract start date	01/04/2010
Contract end date	

16/17 Contracted general activity (UDA)	39,500
Carry forward general activity (UDA)	750
16/17 Contracted orthodontic activity (UOA)	0
Carry forward orthodontic activity (UOA)	0
Baseline contract value	£1,093,575.77

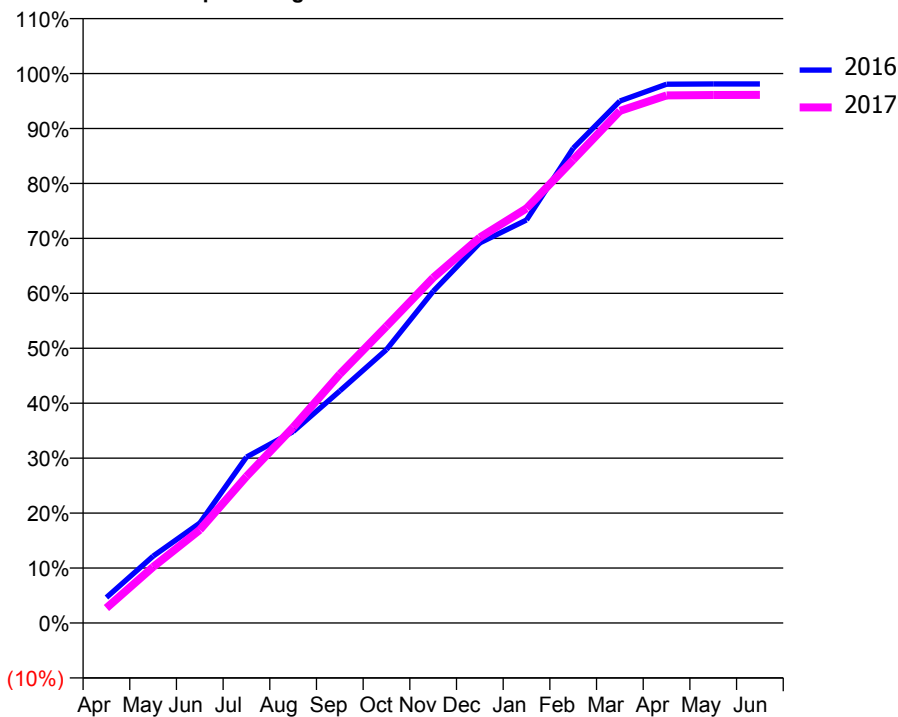
ACCESS*

Patients seen in 24 months	Total	Change since previous quarter
Quarter ending March 2016	12,096	
Quarter ending June 2016	12,184	→
Quarter ending September 2016	12,613	↑
Quarter ending December 2016	12,701	→
Quarter ending March 2017	12,656	→
Variance since March 2016	4.6%	↑



ACTIVITY

Cumulative percentage of contracted UDA delivered 2016 & 2017



Month	Adjusted Scheduled Activity (UDA)	
	2016	2017
April	1,840	1,081
May	4,810	4,029
June	7,187	6,700
July	11,925	10,541
August	13,764	14,066
September	16,684	17,891
October	19,659	21,328
November	23,844	24,823
December	27,327	27,718
January	28,974	29,808
February	34,132	33,295
March	37,518	36,817
April	38,731	37,927
May	38,746	37,955
June	38,750	37,959

QUALITY

	Quantity	Base Number	Contract	AT	Region	England
% of FP17s for the same patient ID Re-attending within 3 months - Children	285	4,816	5.9%	13.2%	13.3%	12.3%
% of FP17s for the same patient ID Re-attending within 3 months - Adults	1,162	9,541	12.2%	17.3%	17.3%	16.7%
% of FP17s for the same patient ID Re-attending between 3 & 9 months - Children	1,950	4,816	40.5%	56.9%	58.9%	57.6%
% of FP17s for the same patient ID Re-attending between 3 & 9 months - Adults	3,492	9,541	36.6%	50.6%	52.2%	50.1%
% of FP17s for Band 1 Urgent Courses	1,010	14,324	7.1%	10.9%	9.2%	9.1%
% of FP17s Relating to Free Repair or Replacements	69	14,324	0.5%	0.9%	1.0%	0.8%
% of FP17s Relating to Continuations	237	14,324	1.7%	1.2%	1.4%	1.2%
% of Patients satisfied with the dentistry they have received	26	28	92.9%	92.2%	93.1%	92.8%
% of Patients satisfied with the time they had to wait for an appointment	26	28	92.9%	88.3%	89.5%	88.7%

* This is based on patients treated on this contract for their most recent course of treatment. Figures in italics indicate the base number of FP17s or Patient Questionnaire responses are less than 100. N/A is shown where the base number of responses is less than 10 during the period. % is calculated as Quantity/Base number*100

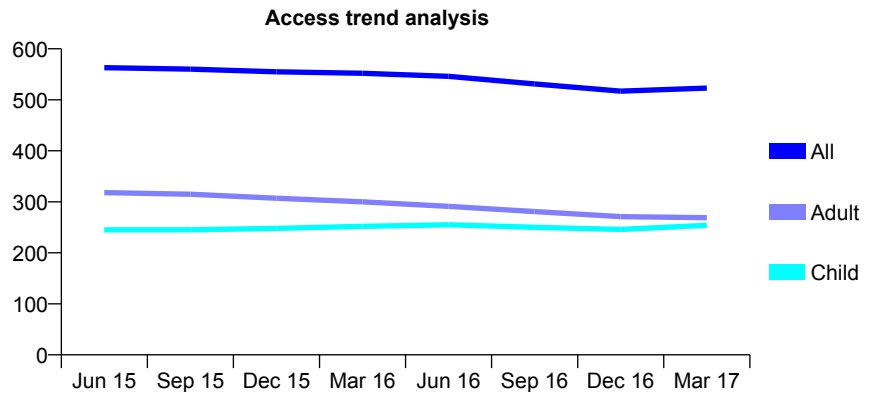
Q47 - Vital Signs At a Glance Contract Report for 131555/0001 - Year end March 2017

Name or company name	Station House Dental Practice
Contract type name	GDS Contract
Purpose of contract	General
Contract start date	07/02/2011
Contract end date	

16/17 Contracted general activity (UDA)	1,600
Carry forward general activity (UDA)	-1
16/17 Contracted orthodontic activity (UOA)	0
Carry forward orthodontic activity (UOA)	0
Baseline contract value	£39,720.80

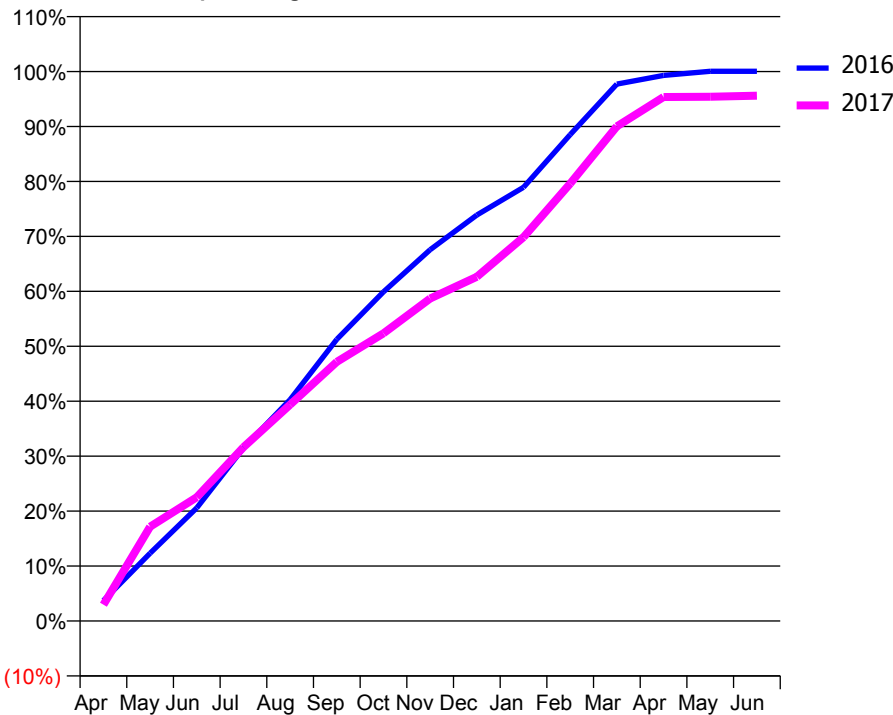
ACCESS*

Patients seen in 24 months	Total	Change since previous quarter
Quarter ending March 2016	552	
Quarter ending June 2016	546	↓
Quarter ending September 2016	531	↓
Quarter ending December 2016	517	↓
Quarter ending March 2017	523	→
Variance since March 2016	(5.3%)	↓



ACTIVITY

Cumulative percentage of contracted UDA delivered 2016 & 2017



Month	Adjusted Scheduled Activity (UDA)	
	2016	2017
April	60	48
May	198	275
June	329	360
July	504	506
August	645	630
September	820	755
October	958	838
November	1,081	939
December	1,182	1,002
January	1,263	1,118
February	1,416	1,274
March	1,563	1,440
April	1,589	1,526
May	1,601	1,527
June	1,601	1,530

QUALITY

	Quantity	Base Number	Contract	AT	Region	England
% of FP17s for the same patient ID Re-attending within 3 months - Children	97	527	18.4%	13.2%	13.3%	12.3%
% of FP17s for the same patient ID Re-attending within 3 months - Adults	94	389	24.2%	17.3%	17.3%	16.7%
% of FP17s for the same patient ID Re-attending between 3 & 9 months - Children	313	527	59.4%	56.9%	58.9%	57.6%
% of FP17s for the same patient ID Re-attending between 3 & 9 months - Adults	229	389	58.9%	50.6%	52.2%	50.1%
% of FP17s for Band 1 Urgent Courses	113	946	11.9%	10.9%	9.2%	9.1%
% of FP17s Relating to Free Repair or Replacements	8	946	0.8%	0.9%	1.0%	0.8%
% of FP17s Relating to Continuations	1	946	0.1%	1.2%	1.4%	1.2%
% of Patients satisfied with the dentistry they have received	2	2	N/A	92.2%	93.1%	92.8%
% of Patients satisfied with the time they had to wait for an appointment	2	2	N/A	88.3%	89.5%	88.7%

* This is based on patients treated on this contract for their most recent course of treatment. Figures in italics indicate the base number of FP17s or Patient Questionnaire responses are less than 100. N/A is shown where the base number of responses is less than 10 during the period. % is calculated as Quantity/Base number*100

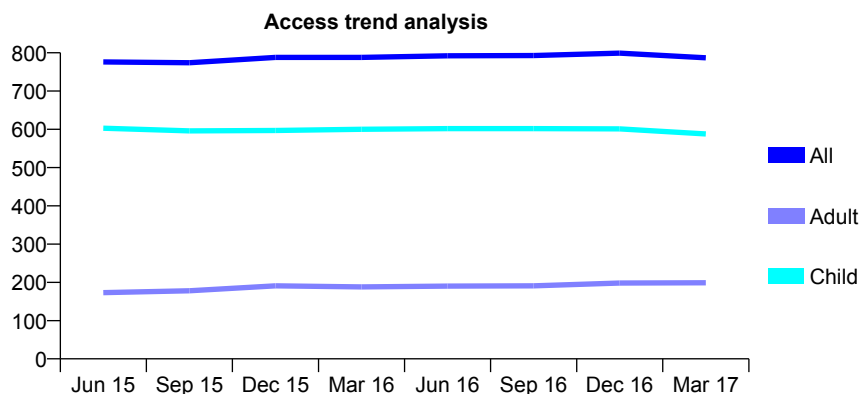
Q47 - Vital Signs At a Glance Contract Report for 134341/0001 - Year end March 2017

Name or company name	The Macfarlane Dental Partnership
Contract type name	GDS Contract
Purpose of contract	General and Orthodontic
Contract start date	01/01/2012
Contract end date	

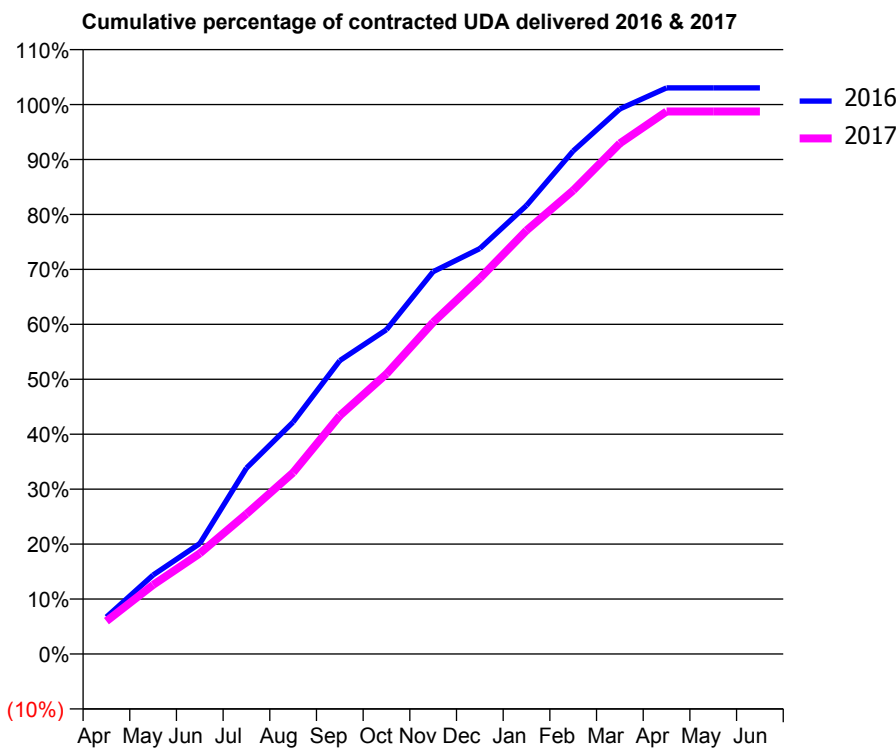
16/17 Contracted general activity (UDA)	2,016
Carry forward general activity (UDA)	-40
16/17 Contracted orthodontic activity (UOA)	576
Carry forward orthodontic activity (UOA)	-3
Baseline contract value	£94,252.35

ACCESS*

Patients seen in 24 months	Total	Change since previous quarter
Quarter ending March 2016	788	
Quarter ending June 2016	792	→
Quarter ending September 2016	793	→
Quarter ending December 2016	799	→
Quarter ending March 2017	787	↓
Variance since March 2016	(0.1%)	→



ACTIVITY



Month	Adjusted Scheduled Activity (UDA)	
	2016	2017
April	136	121
May	290	254
June	405	369
July	682	514
August	851	666
September	1,077	874
October	1,190	1,028
November	1,403	1,217
December	1,488	1,379
January	1,645	1,554
February	1,846	1,701
March	2,000	1,873
April	2,077	1,990
May	2,077	1,990
June	2,077	1,990

QUALITY

	Quantity	Base Number	Contract	AT	Region	England
% of FP17s for the same patient ID Re-attending within 3 months - Children	132	1,103	12.0%	13.2%	13.3%	12.3%
% of FP17s for the same patient ID Re-attending within 3 months - Adults	12	173	6.9%	17.3%	17.3%	16.7%
% of FP17s for the same patient ID Re-attending between 3 & 9 months - Children	758	1,103	68.7%	56.9%	58.9%	57.6%
% of FP17s for the same patient ID Re-attending between 3 & 9 months - Adults	117	173	67.6%	50.6%	52.2%	50.1%
% of FP17s for Band 1 Urgent Courses	67	1,269	5.3%	10.9%	9.2%	9.1%
% of FP17s Relating to Free Repair or Replacements	0	1,269	0.0%	0.9%	1.0%	0.8%
% of FP17s Relating to Continuations	26	1,269	2.0%	1.2%	1.4%	1.2%
% of Patients satisfied with the dentistry they have received	2	2	N/A	92.2%	93.1%	92.8%
% of Patients satisfied with the time they had to wait for an appointment	2	2	N/A	88.3%	89.5%	88.7%

* This is based on patients treated on this contract for their most recent course of treatment. Figures in italics indicate the base number of FP17s or Patient Questionnaire responses are less than 100. N/A is shown where the base number of responses is less than 10 during the period. % is calculated as Quantity/Base number*100

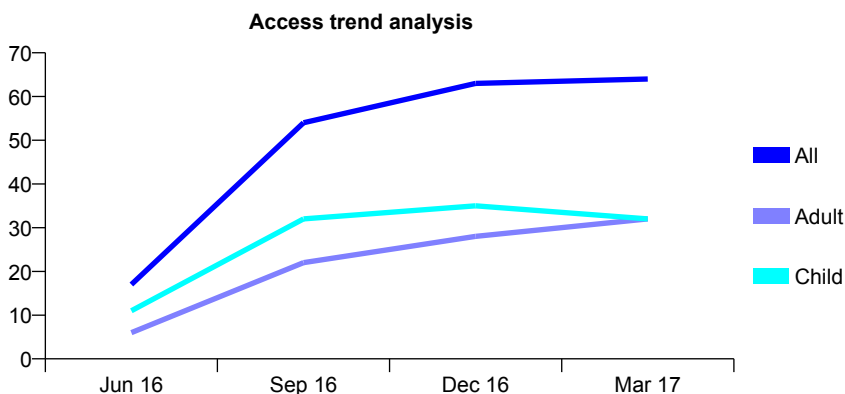
Q47 - Vital Signs At a Glance Contract Report for 135836/0001 - Year end March 2017

Name or company name	N M Ward Associates Ltd
Contract type name	GDS Contract
Purpose of contract	General
Contract start date	01/12/2015
Contract end date	

16/17 Contracted general activity (UDA)	250
Carry forward general activity (UDA)	0
16/17 Contracted orthodontic activity (UOA)	0
Carry forward orthodontic activity (UOA)	0
Baseline contract value	£12,636.90

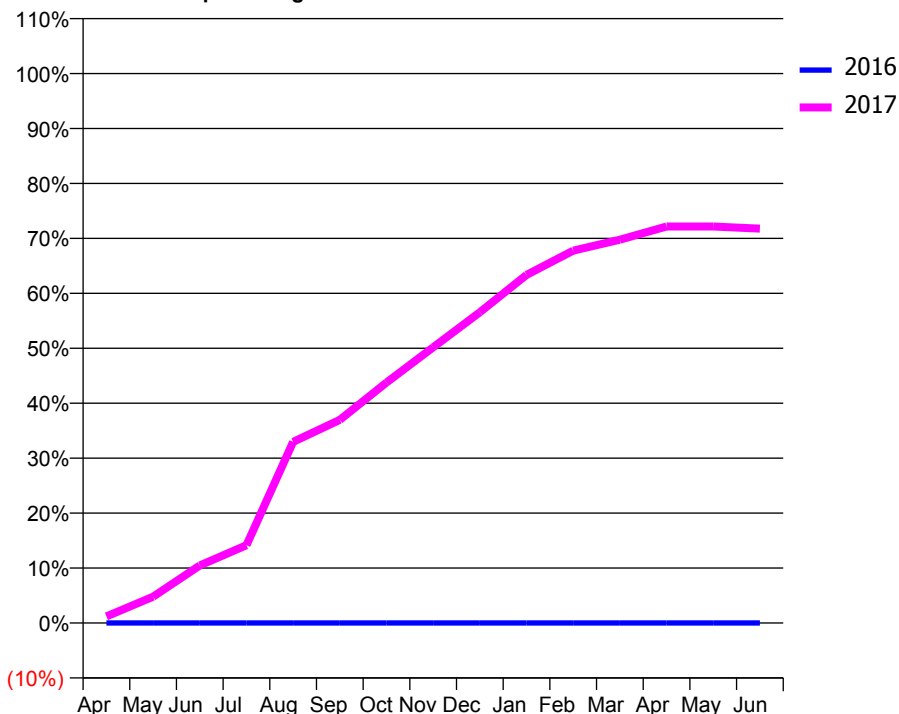
ACCESS*

Patients seen in 24 months	Total	Change since previous quarter
Quarter ending March 2016	0	
Quarter ending June 2016	17	↑
Quarter ending September 2016	54	↑
Quarter ending December 2016	63	↑
Quarter ending March 2017	64	→
Variance since March 2016	N/A	



ACTIVITY

Cumulative percentage of contracted UDA delivered 2016 & 2017



Month	Adjusted Scheduled Activity (UDA)	
	2016	2017
April	0	3
May	0	12
June	0	26
July	0	35
August	0	82
September	0	92
October	0	109
November	0	125
December	0	141
January	0	158
February	0	169
March	0	174
April	0	180
May	0	180
June	0	179

QUALITY

	Quantity	Base Number	Contract	AT	Region	England
% of FP17s for the same patient ID Re-attending within 3 months - Children	2	68	2.9%	13.2%	13.3%	12.3%
% of FP17s for the same patient ID Re-attending within 3 months - Adults	1	39	2.6%	17.3%	17.3%	16.7%
% of FP17s for the same patient ID Re-attending between 3 & 9 months - Children	20	68	29.4%	56.9%	58.9%	57.6%
% of FP17s for the same patient ID Re-attending between 3 & 9 months - Adults	14	39	35.9%	50.6%	52.2%	50.1%
% of FP17s for Band 1 Urgent Courses	2	110	1.8%	10.9%	9.2%	9.1%
% of FP17s Relating to Free Repair or Replacements	0	110	0.0%	0.9%	1.0%	0.8%
% of FP17s Relating to Continuations	1	110	0.9%	1.2%	1.4%	1.2%
% of Patients satisfied with the dentistry they have received	0	0	N/A	92.2%	93.1%	92.8%
% of Patients satisfied with the time they had to wait for an appointment	0	0	N/A	88.3%	89.5%	88.7%

* This is based on patients treated on this contract for their most recent course of treatment. Figures in italics indicate the base number of FP17s or Patient Questionnaire responses are less than 100. N/A is shown where the base number of responses is less than 10 during the period. % is calculated as Quantity/Base number*100

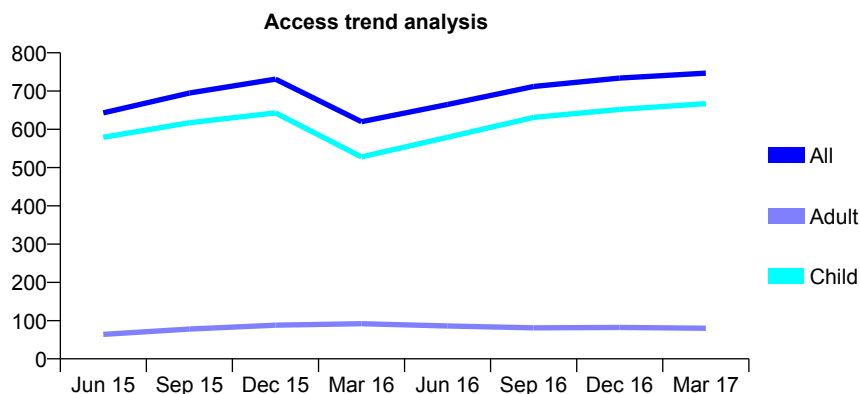
Q47 - Vital Signs At a Glance Contract Report for 137162/0001 - Year end March 2017

Name or company name	Oakland Family Dental Practice
Contract type name	GDS Contract
Purpose of contract	General and Orthodontic
Contract start date	01/04/2014
Contract end date	

16/17 Contracted general activity (UDA)	1,800
Carry forward general activity (UDA)	-15
16/17 Contracted orthodontic activity (UOA)	877
Carry forward orthodontic activity (UOA)	-18
Baseline contract value	£103,502.11

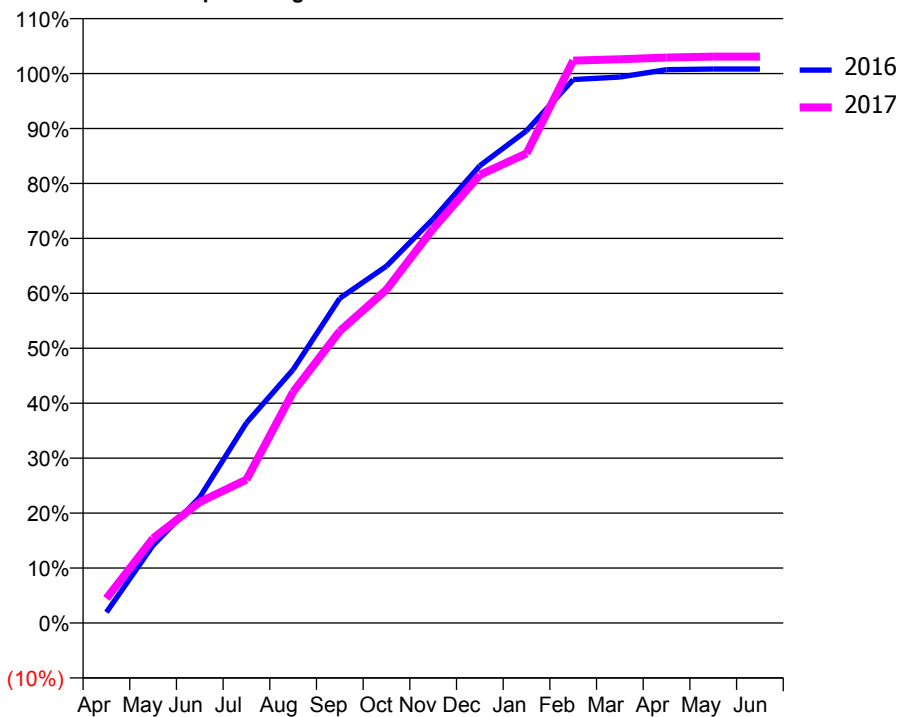
ACCESS*

Patients seen in 24 months	Total	Change since previous quarter
Quarter ending March 2016	620	
Quarter ending June 2016	665	↑
Quarter ending September 2016	712	↑
Quarter ending December 2016	734	↑
Quarter ending March 2017	747	→
Variance since March 2016	20.5%	↑



ACTIVITY

Cumulative percentage of contracted UDA delivered 2016 & 2017



Month	Adjusted Scheduled Activity (UDA)	
	2016	2017
April	35	81
May	255	277
June	412	396
July	656	470
August	830	757
September	1,064	956
October	1,169	1,092
November	1,324	1,292
December	1,498	1,468
January	1,612	1,538
February	1,780	1,842
March	1,788	1,846
April	1,813	1,852
May	1,815	1,855
June	1,815	1,855

QUALITY

	Quantity	Base Number	Contract	AT	Region	England
% of FP17s for the same patient ID Re-attending within 3 months - Children	297	1,385	21.4%	13.2%	13.3%	12.3%
% of FP17s for the same patient ID Re-attending within 3 months - Adults	6	34	17.6%	17.3%	17.3%	16.7%
% of FP17s for the same patient ID Re-attending between 3 & 9 months - Children	567	1,385	40.9%	56.9%	58.9%	57.6%
% of FP17s for the same patient ID Re-attending between 3 & 9 months - Adults	11	34	32.4%	50.6%	52.2%	50.1%
% of FP17s for Band 1 Urgent Courses	42	1,279	3.3%	10.9%	9.2%	9.1%
% of FP17s Relating to Free Repair or Replacements	0	1,279	0.0%	0.9%	1.0%	0.8%
% of FP17s Relating to Continuations	0	1,279	0.0%	1.2%	1.4%	1.2%
% of Patients satisfied with the dentistry they have received	1	1	N/A	92.2%	93.1%	92.8%
% of Patients satisfied with the time they had to wait for an appointment	1	1	N/A	88.3%	89.5%	88.7%

* This is based on patients treated on this contract for their most recent course of treatment. Figures in italics indicate the base number of FP17s or Patient Questionnaire responses are less than 100. N/A is shown where the base number of responses is less than 10 during the period. % is calculated as Quantity/Base number*100

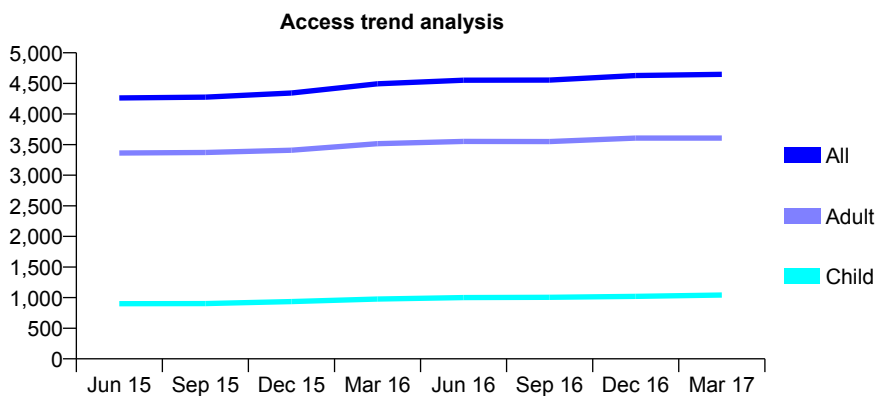
Q47 - Vital Signs At a Glance Contract Report for 140104/0001 - Year end March 2017

Name or company name	York Dental Practice
Contract type name	GDS Contract
Purpose of contract	General
Contract start date	01/04/2013
Contract end date	

16/17 Contracted general activity (UDA)	13,865
Carry forward general activity (UDA)	-11
16/17 Contracted orthodontic activity (UOA)	0
Carry forward orthodontic activity (UOA)	0
Baseline contract value	£397,123.86

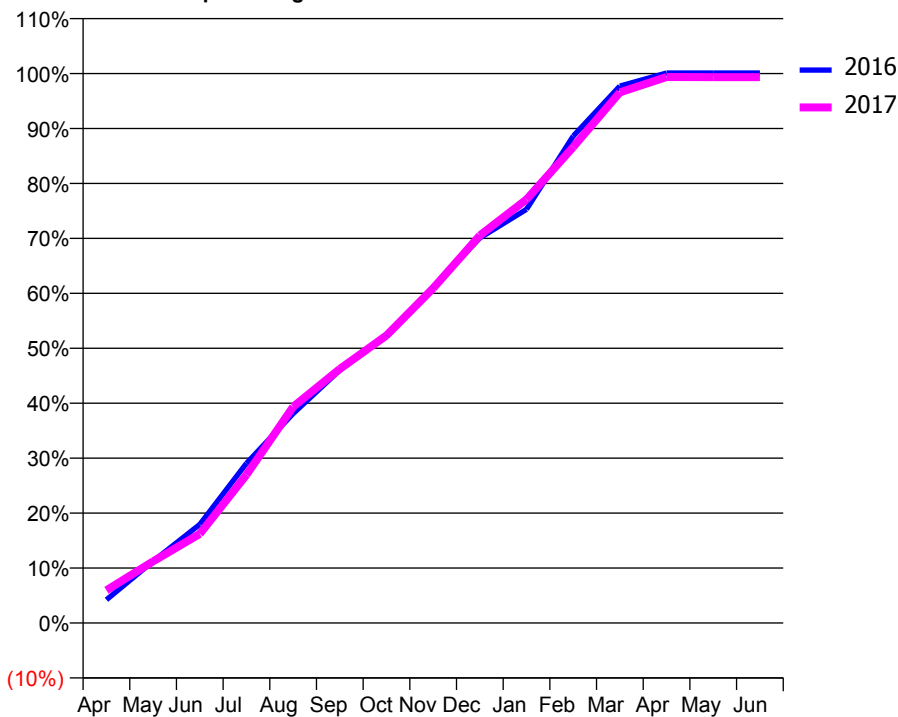
ACCESS*

Patients seen in 24 months	Total	Change since previous quarter
Quarter ending March 2016	4,493	
Quarter ending June 2016	4,553	→
Quarter ending September 2016	4,555	→
Quarter ending December 2016	4,628	→
Quarter ending March 2017	4,649	→
Variance since March 2016	3.5%	↑



ACTIVITY

Cumulative percentage of contracted UDA delivered 2016 & 2017



Month	Adjusted Scheduled Activity (UDA)	
	2016	2017
April	589	825
May	1,560	1,558
June	2,489	2,250
July	4,028	3,740
August	5,283	5,456
September	6,380	6,412
October	7,240	7,254
November	8,479	8,448
December	9,715	9,780
January	10,440	10,688
February	12,286	12,010
March	13,548	13,390
April	13,876	13,775
May	13,876	13,773
June	13,876	13,773

QUALITY

	Quantity	Base Number	Contract	AT	Region	England
% of FP17s for the same patient ID Re-attending within 3 months - Children	206	1,693	12.2%	13.2%	13.3%	12.3%
% of FP17s for the same patient ID Re-attending within 3 months - Adults	775	5,349	14.5%	17.3%	17.3%	16.7%
% of FP17s for the same patient ID Re-attending between 3 & 9 months - Children	992	1,693	58.6%	56.9%	58.9%	57.6%
% of FP17s for the same patient ID Re-attending between 3 & 9 months - Adults	3,067	5,349	57.3%	50.6%	52.2%	50.1%
% of FP17s for Band 1 Urgent Courses	545	7,005	7.8%	10.9%	9.2%	9.1%
% of FP17s Relating to Free Repair or Replacements	91	7,005	1.3%	0.9%	1.0%	0.8%
% of FP17s Relating to Continuations	28	7,005	0.4%	1.2%	1.4%	1.2%
% of Patients satisfied with the dentistry they have received	13	14	92.9%	92.2%	93.1%	92.8%
% of Patients satisfied with the time they had to wait for an appointment	14	14	100.0%	88.3%	89.5%	88.7%

* This is based on patients treated on this contract for their most recent course of treatment. Figures in italics indicate the base number of FP17s or Patient Questionnaire responses are less than 100. N/A is shown where the base number of responses is less than 10 during the period. % is calculated as Quantity/Base number*100

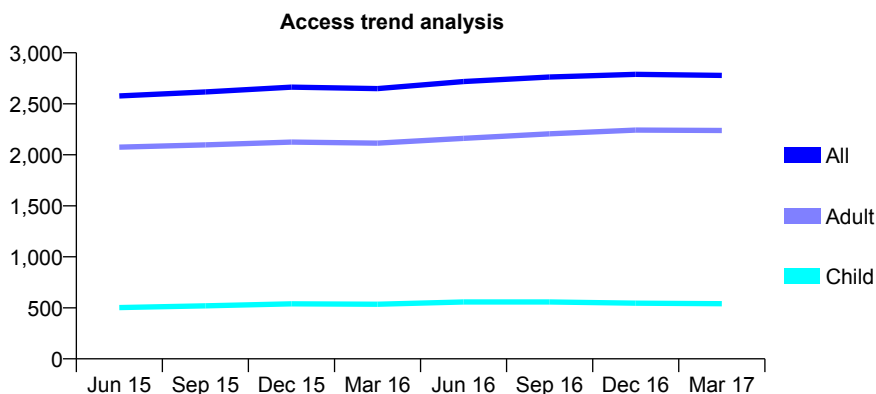
Q47 - Vital Signs At a Glance Contract Report for 141674/0001 - Year end March 2017

Name or company name	Aesthetic Dental Solutions
Contract type name	GDS Contract
Purpose of contract	General
Contract start date	18/11/2009
Contract end date	

16/17 Contracted general activity (UDA)	10,841
Carry forward general activity (UDA)	-197
16/17 Contracted orthodontic activity (UOA)	0
Carry forward orthodontic activity (UOA)	0
Baseline contract value	£266,831.08

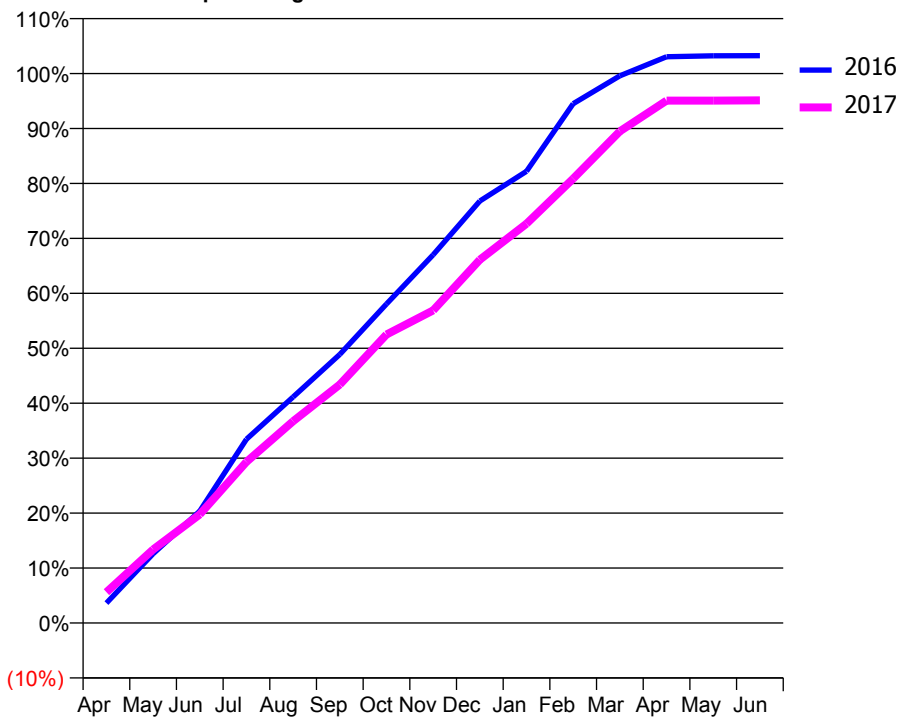
ACCESS*

Patients seen in 24 months	Total	Change since previous quarter
Quarter ending March 2016	2,649	
Quarter ending June 2016	2,718	↑
Quarter ending September 2016	2,763	→
Quarter ending December 2016	2,789	→
Quarter ending March 2017	2,779	→
Variance since March 2016	4.9%	↑



ACTIVITY

Cumulative percentage of contracted UDA delivered 2016 & 2017



Adjusted Scheduled Activity (UDA)

Month	2016	2017
April	357	609
May	1,241	1,451
June	2,004	2,143
July	3,293	3,180
August	4,050	3,983
September	4,812	4,705
October	5,713	5,691
November	6,595	6,168
December	7,556	7,167
January	8,089	7,877
February	9,301	8,767
March	9,799	9,701
April	10,141	10,307
May	10,158	10,305
June	10,159	10,312

QUALITY

	Quantity	Base Number	Contract	AT	Region	England
% of FP17s for the same patient ID Re-attending within 3 months - Children	84	844	10.0%	13.2%	13.3%	12.3%
% of FP17s for the same patient ID Re-attending within 3 months - Adults	662	3,449	19.2%	17.3%	17.3%	16.7%
% of FP17s for the same patient ID Re-attending between 3 & 9 months - Children	498	844	59.0%	56.9%	58.9%	57.6%
% of FP17s for the same patient ID Re-attending between 3 & 9 months - Adults	1,897	3,449	55.0%	50.6%	52.2%	50.1%
% of FP17s for Band 1 Urgent Courses	495	4,376	11.3%	10.9%	9.2%	9.1%
% of FP17s Relating to Free Repair or Replacements	51	4,376	1.2%	0.9%	1.0%	0.8%
% of FP17s Relating to Continuations	45	4,376	1.0%	1.2%	1.4%	1.2%
% of Patients satisfied with the dentistry they have received	6	6	N/A	92.2%	93.1%	92.8%
% of Patients satisfied with the time they had to wait for an appointment	6	6	N/A	88.3%	89.5%	88.7%

* This is based on patients treated on this contract for their most recent course of treatment. Figures in italics indicate the base number of FP17s or Patient Questionnaire responses are less than 100. N/A is shown where the base number of responses is less than 10 during the period. % is calculated as Quantity/Base number*100

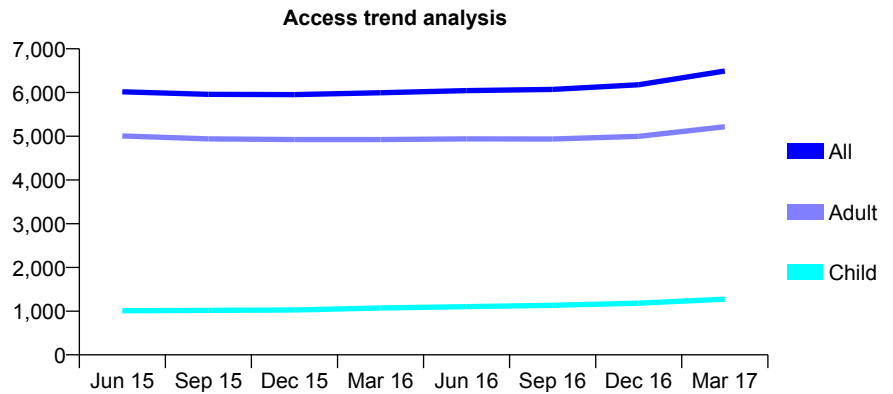
Q47 - Vital Signs At a Glance Contract Report for 144835/0001 - Year end March 2017

Name or company name	Skipton Road Dental Practice
Contract type name	Pilot Contract
Purpose of contract	General
Contract start date	01/04/2013
Contract end date	

16/17 Contracted general activity (UDA)	22,500
Carry forward general activity (UDA)	0
16/17 Contracted orthodontic activity (UOA)	0
Carry forward orthodontic activity (UOA)	0
Baseline contract value	£742,199.74

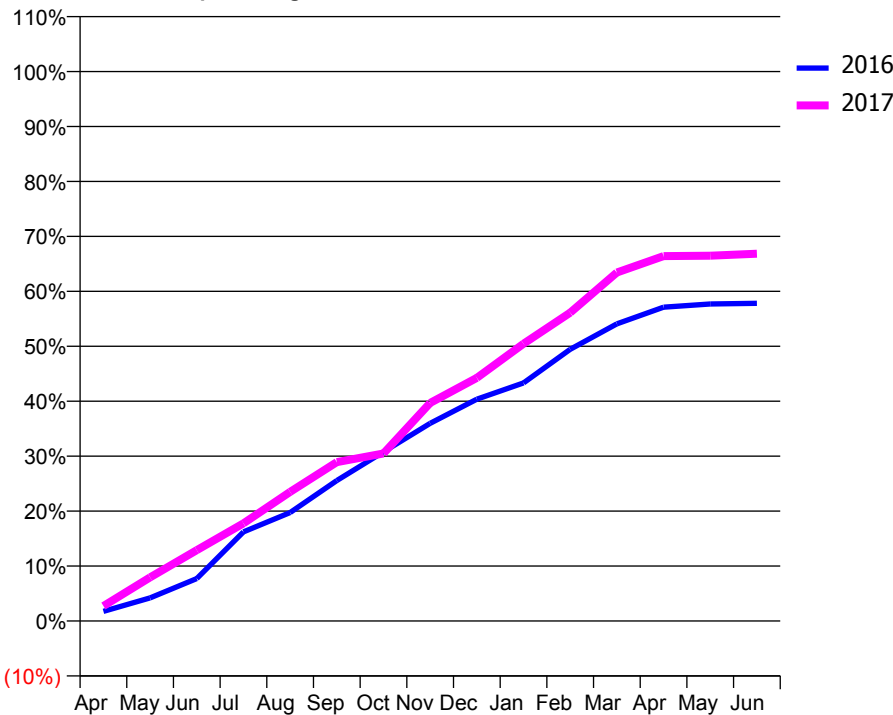
ACCESS*

Patients seen in 24 months	Total	Change since previous quarter
Quarter ending March 2016	5,996	
Quarter ending June 2016	6,043	→
Quarter ending September 2016	6,070	→
Quarter ending December 2016	6,179	→
Quarter ending March 2017	6,491	↑
Variance since March 2016	8.3%	↑



ACTIVITY

Cumulative percentage of contracted UDA delivered 2016 & 2017



Month	Adjusted Scheduled Activity (UDA)	
	2016	2017
April	395	612
May	948	1,787
June	1,740	2,903
July	3,649	4,001
August	4,444	5,289
September	5,751	6,506
October	6,929	6,858
November	8,094	8,930
December	9,082	9,956
January	9,748	11,355
February	11,127	12,627
March	12,166	14,271
April	12,853	14,940
May	12,980	14,960
June	13,011	15,037

QUALITY

	Quantity	Base Number	Contract	AT	Region	England
% of FP17s for the same patient ID Re-attending within 3 months - Children	78	1,654	4.7%	13.2%	13.3%	12.3%
% of FP17s for the same patient ID Re-attending within 3 months - Adults	626	5,795	10.8%	17.3%	17.3%	16.7%
% of FP17s for the same patient ID Re-attending between 3 & 9 months - Children	708	1,654	42.8%	56.9%	58.9%	57.6%
% of FP17s for the same patient ID Re-attending between 3 & 9 months - Adults	1,961	5,795	33.8%	50.6%	52.2%	50.1%
% of FP17s for Band 1 Urgent Courses	262	7,083	3.7%	10.9%	9.2%	9.1%
% of FP17s Relating to Free Repair or Replacements	89	7,083	1.3%	0.9%	1.0%	0.8%
% of FP17s Relating to Continuations	22	7,083	0.3%	1.2%	1.4%	1.2%
% of Patients satisfied with the dentistry they have received	13	14	92.9%	92.2%	93.1%	92.8%
% of Patients satisfied with the time they had to wait for an appointment	11	14	78.6%	88.3%	89.5%	88.7%

* This is based on patients treated on this contract for their most recent course of treatment. Figures in italics indicate the base number of FP17s or Patient Questionnaire responses are less than 100. N/A is shown where the base number of responses is less than 10 during the period. % is calculated as Quantity/Base number*100

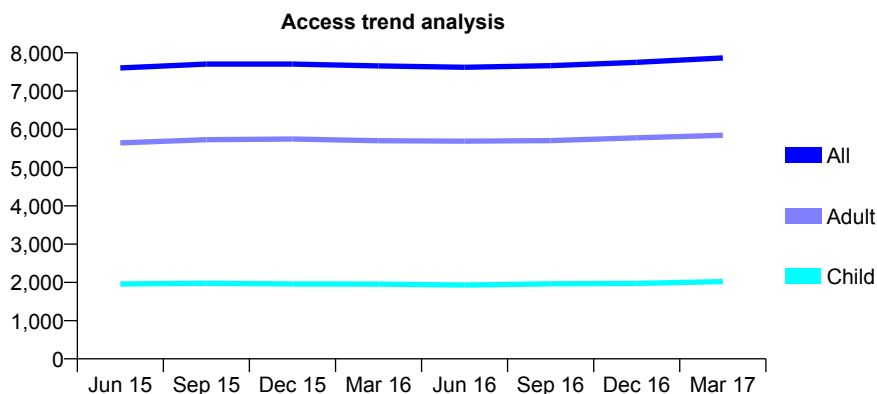
Q47 - Vital Signs At a Glance Contract Report for 145432/0001 - Year end March 2017

Name or company name	Oaklands Dental Surgery
Contract type name	GDS Contract
Purpose of contract	General
Contract start date	01/11/2013
Contract end date	

16/17 Contracted general activity (UDA)	26,088
Carry forward general activity (UDA)	-414
16/17 Contracted orthodontic activity (UOA)	0
Carry forward orthodontic activity (UOA)	0
Baseline contract value	£777,628.43

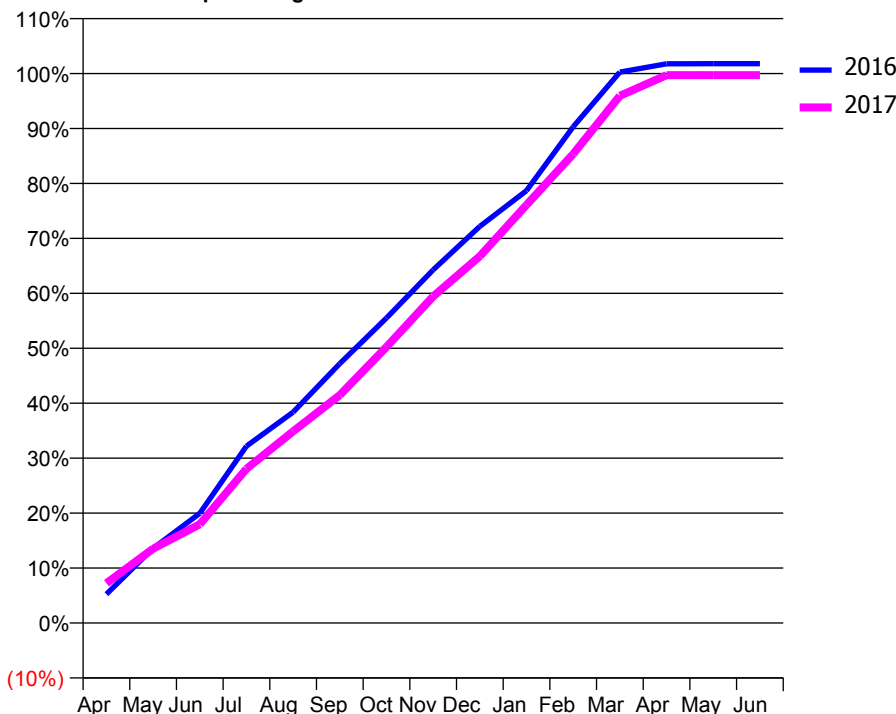
ACCESS*

Patients seen in 24 months	Total	Change since previous quarter
Quarter ending March 2016	7,656	
Quarter ending June 2016	7,622	→
Quarter ending September 2016	7,665	→
Quarter ending December 2016	7,750	→
Quarter ending March 2017	7,865	→
Variance since March 2016	2.7%	↑



ACTIVITY

Cumulative percentage of contracted UDA delivered 2016 & 2017



Month	Adjusted Scheduled Activity (UDA)	
	2016	2017
April	1,224	1,892
May	3,164	3,529
June	4,649	4,691
July	7,493	7,323
August	8,937	9,100
September	10,992	10,822
October	12,920	13,108
November	14,963	15,508
December	16,806	17,412
January	18,316	19,850
February	21,023	22,271
March	23,340	25,028
April	23,693	26,009
May	23,694	26,010
June	23,694	26,009

QUALITY

	Quantity	Base Number	Contract	AT	Region	England
% of FP17s for the same patient ID Re-attending within 3 months - Children	285	3,684	7.7%	13.2%	13.3%	12.3%
% of FP17s for the same patient ID Re-attending within 3 months - Adults	1,141	10,000	11.4%	17.3%	17.3%	16.7%
% of FP17s for the same patient ID Re-attending between 3 & 9 months - Children	2,728	3,684	74.0%	56.9%	58.9%	57.6%
% of FP17s for the same patient ID Re-attending between 3 & 9 months - Adults	7,086	10,000	70.9%	50.6%	52.2%	50.1%
% of FP17s for Band 1 Urgent Courses	417	13,881	3.0%	10.9%	9.2%	9.1%
% of FP17s Relating to Free Repair or Replacements	36	13,881	0.3%	0.9%	1.0%	0.8%
% of FP17s Relating to Continuations	239	13,881	1.7%	1.2%	1.4%	1.2%
% of Patients satisfied with the dentistry they have received	19	21	90.5%	92.2%	93.1%	92.8%
% of Patients satisfied with the time they had to wait for an appointment	19	21	90.5%	88.3%	89.5%	88.7%

* This is based on patients treated on this contract for their most recent course of treatment. Figures in italics indicate the base number of FP17s or Patient Questionnaire responses are less than 100. N/A is shown where the base number of responses is less than 10 during the period. % is calculated as Quantity/Base number*100

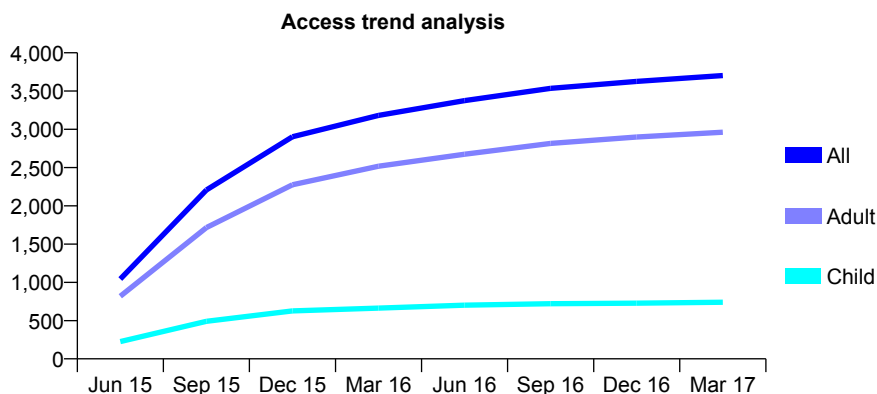
Q47 - Vital Signs At a Glance Contract Report for 146412/0001 - Year end March 2017

Name or company name	Taghi Khodarahmi
Contract type name	GDS Contract
Purpose of contract	General
Contract start date	01/04/2015
Contract end date	

16/17 Contracted general activity (UDA)	12,500
Carry forward general activity (UDA)	-80
16/17 Contracted orthodontic activity (UOA)	0
Carry forward orthodontic activity (UOA)	0
Baseline contract value	£270,171.52

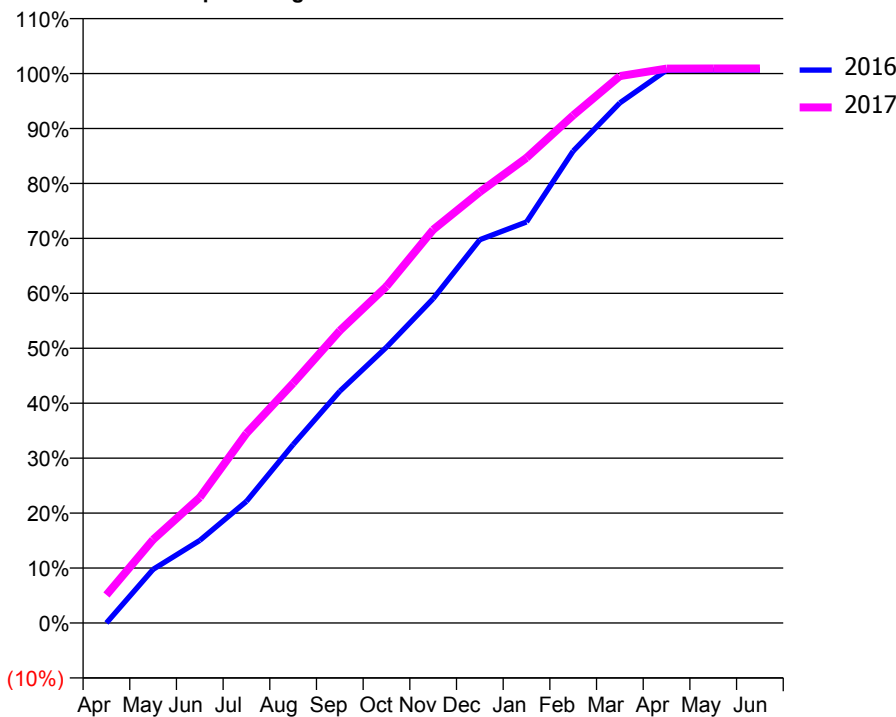
ACCESS*

Patients seen in 24 months	Total	Change since previous quarter
Quarter ending March 2016	3,181	
Quarter ending June 2016	3,375	↑
Quarter ending September 2016	3,536	↑
Quarter ending December 2016	3,626	↑
Quarter ending March 2017	3,702	↑
Variance since March 2016	16.4%	↑



ACTIVITY

Cumulative percentage of contracted UDA delivered 2016 & 2017



Adjusted Scheduled Activity (UDA)

Month	2016	2017
April	0	638
May	1,271	1,896
June	1,956	2,856
July	2,878	4,314
August	4,221	5,455
September	5,483	6,650
October	6,527	7,659
November	7,673	8,948
December	9,067	9,806
January	9,487	10,581
February	11,165	11,548
March	12,305	12,441
April	13,078	12,612
May	13,078	12,614
June	13,080	12,614

QUALITY

	Quantity	Base Number	Contract	AT	Region	England
% of FP17s for the same patient ID Re-attending within 3 months - Children	66	1,132	5.8%	13.2%	13.3%	12.3%
% of FP17s for the same patient ID Re-attending within 3 months - Adults	611	4,419	13.8%	17.3%	17.3%	16.7%
% of FP17s for the same patient ID Re-attending between 3 & 9 months - Children	768	1,132	67.8%	56.9%	58.9%	57.6%
% of FP17s for the same patient ID Re-attending between 3 & 9 months - Adults	2,847	4,419	64.4%	50.6%	52.2%	50.1%
% of FP17s for Band 1 Urgent Courses	355	5,305	6.7%	10.9%	9.2%	9.1%
% of FP17s Relating to Free Repair or Replacements	38	5,305	0.7%	0.9%	1.0%	0.8%
% of FP17s Relating to Continuations	91	5,305	1.7%	1.2%	1.4%	1.2%
% of Patients satisfied with the dentistry they have received	18	18	100.0%	92.2%	93.1%	92.8%
% of Patients satisfied with the time they had to wait for an appointment	18	18	100.0%	88.3%	89.5%	88.7%

* This is based on patients treated on this contract for their most recent course of treatment. Figures in italics indicate the base number of FP17s or Patient Questionnaire responses are less than 100. N/A is shown where the base number of responses is less than 10 during the period. % is calculated as Quantity/Base number*100

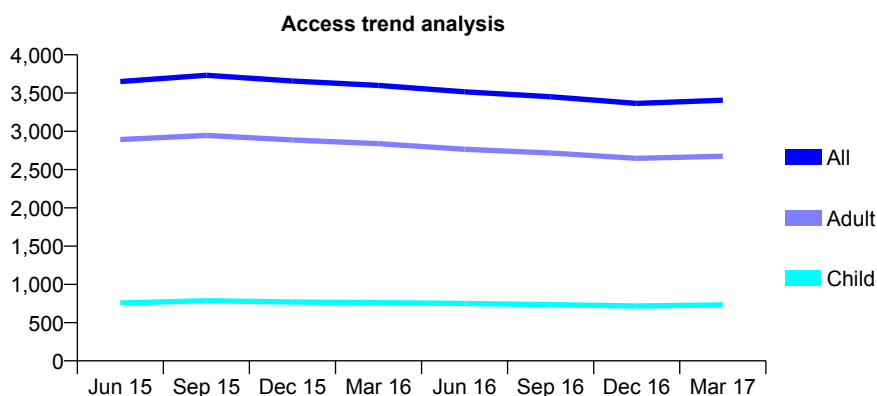
Q47 - Vital Signs At a Glance Contract Report for 147125/0001 - Year end March 2017

Name or company name	Piotr Drozynski and Grazyna Barbara Droz
Contract type name	GDS Contract
Purpose of contract	General
Contract start date	07/12/2008
Contract end date	

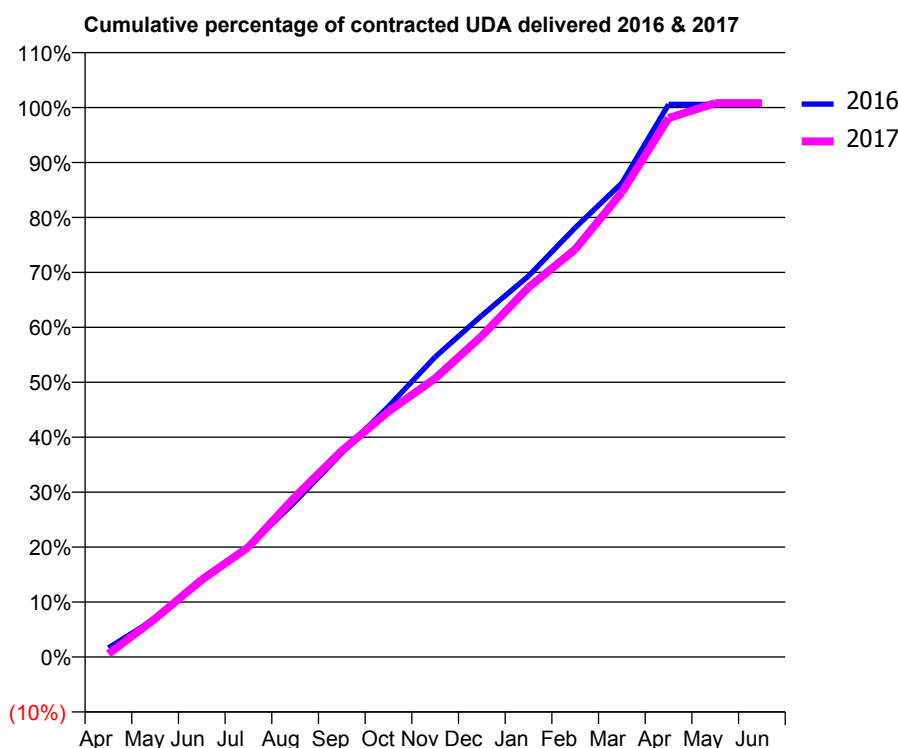
16/17 Contracted general activity (UDA)	12,076
Carry forward general activity (UDA)	-69
16/17 Contracted orthodontic activity (UOA)	0
Carry forward orthodontic activity (UOA)	0
Baseline contract value	£363,121.17

ACCESS*

Patients seen in 24 months	Total	Change since previous quarter
Quarter ending March 2016	3,600	
Quarter ending June 2016	3,517	↓
Quarter ending September 2016	3,451	↓
Quarter ending December 2016	3,364	↓
Quarter ending March 2017	3,406	→
Variance since March 2016	(5.4%)	↓



ACTIVITY



Month	Adjusted Scheduled Activity (UDA)	
	2016	2017
April	202	69
May	843	842
June	1,663	1,700
July	2,425	2,417
August	3,416	3,525
September	4,486	4,534
October	5,508	5,396
November	6,594	6,123
December	7,506	7,059
January	8,373	8,122
February	9,434	8,960
March	10,416	10,213
April	12,145	11,844
May	12,145	12,172
June	12,145	12,172

QUALITY

	Quantity	Base Number	Contract	AT	Region	England
% of FP17s for the same patient ID Re-attending within 3 months - Children	163	1,263	12.9%	13.2%	13.3%	12.3%
% of FP17s for the same patient ID Re-attending within 3 months - Adults	1,004	4,639	21.6%	17.3%	17.3%	16.7%
% of FP17s for the same patient ID Re-attending between 3 & 9 months - Children	789	1,263	62.5%	56.9%	58.9%	57.6%
% of FP17s for the same patient ID Re-attending between 3 & 9 months - Adults	2,838	4,639	61.2%	50.6%	52.2%	50.1%
% of FP17s for Band 1 Urgent Courses	589	6,037	9.8%	10.9%	9.2%	9.1%
% of FP17s Relating to Free Repair or Replacements	46	6,037	0.8%	0.9%	1.0%	0.8%
% of FP17s Relating to Continuations	129	6,037	2.1%	1.2%	1.4%	1.2%
% of Patients satisfied with the dentistry they have received	5	5	N/A	92.2%	93.1%	92.8%
% of Patients satisfied with the time they had to wait for an appointment	5	5	N/A	88.3%	89.5%	88.7%

* This is based on patients treated on this contract for their most recent course of treatment. Figures in italics indicate the base number of FP17s or Patient Questionnaire responses are less than 100. N/A is shown where the base number of responses is less than 10 during the period. % is calculated as Quantity/Base number*100

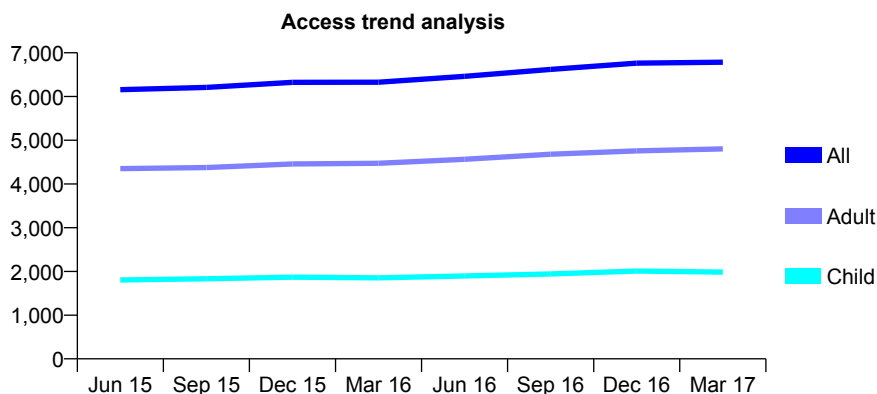
Q47 - Vital Signs At a Glance Contract Report for 148253/0001 - Year end March 2017

Name or company name	Whitecross
Contract type name	GDS Contract
Purpose of contract	General
Contract start date	01/12/2009
Contract end date	

16/17 Contracted general activity (UDA)	21,743
Carry forward general activity (UDA)	-295
16/17 Contracted orthodontic activity (UOA)	0
Carry forward orthodontic activity (UOA)	0
Baseline contract value	£518,777.36

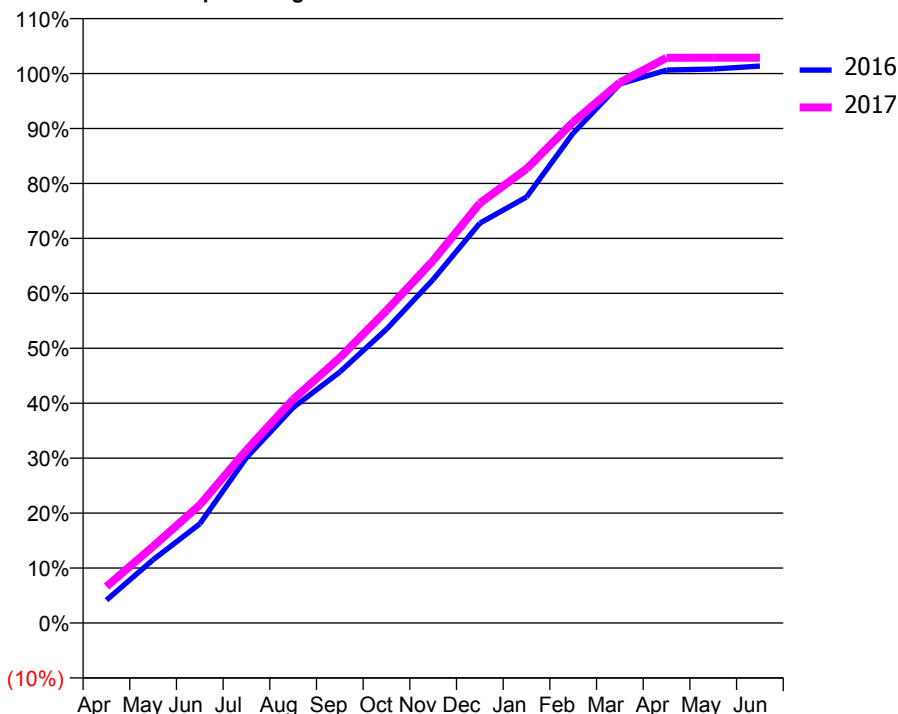
ACCESS*

Patients seen in 24 months	Total	Change since previous quarter
Quarter ending March 2016	6,326	
Quarter ending June 2016	6,461	↑
Quarter ending September 2016	6,621	↑
Quarter ending December 2016	6,764	↑
Quarter ending March 2017	6,786	→
Variance since March 2016	7.3%	↑



ACTIVITY

Cumulative percentage of contracted UDA delivered 2016 & 2017



Adjusted Scheduled Activity (UDA)

Month	2016	2017
April	905	1,444
May	2,503	3,032
June	3,924	4,670
July	6,548	6,849
August	8,525	8,850
September	9,932	10,496
October	11,628	12,367
November	13,595	14,343
December	15,823	16,612
January	16,857	17,970
February	19,383	19,827
March	21,328	21,389
April	21,878	22,362
May	21,918	22,368
June	22,038	22,371

QUALITY

	Quantity	Base Number	Contract	AT	Region	England
% of FP17s for the same patient ID Re-attending within 3 months - Children	252	3,088	8.2%	13.2%	13.3%	12.3%
% of FP17s for the same patient ID Re-attending within 3 months - Adults	979	6,775	14.5%	17.3%	17.3%	16.7%
% of FP17s for the same patient ID Re-attending between 3 & 9 months - Children	1,877	3,088	60.8%	56.9%	58.9%	57.6%
% of FP17s for the same patient ID Re-attending between 3 & 9 months - Adults	3,895	6,775	57.5%	50.6%	52.2%	50.1%
% of FP17s for Band 1 Urgent Courses	463	10,039	4.6%	10.9%	9.2%	9.1%
% of FP17s Relating to Free Repair or Replacements	46	10,039	0.5%	0.9%	1.0%	0.8%
% of FP17s Relating to Continuations	223	10,039	2.2%	1.2%	1.4%	1.2%
% of Patients satisfied with the dentistry they have received	10	10	100.0%	92.2%	93.1%	92.8%
% of Patients satisfied with the time they had to wait for an appointment	7	10	70.0%	88.3%	89.5%	88.7%

* This is based on patients treated on this contract for their most recent course of treatment. Figures in italics indicate the base number of FP17s or Patient Questionnaire responses are less than 100. N/A is shown where the base number of responses is less than 10 during the period. % is calculated as Quantity/Base number*100

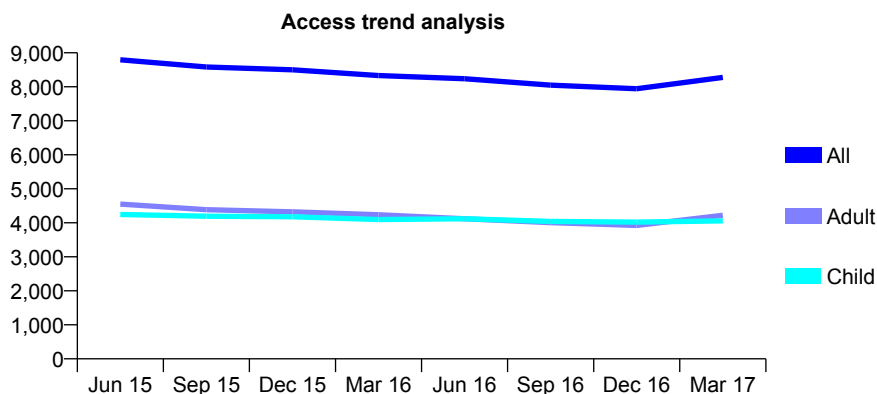
Q47 - Vital Signs At a Glance Contract Report for 148601/0001 - Year end March 2017

Name or company name	Redbridge Associates Ltd.
Contract type name	GDS Contract
Purpose of contract	General
Contract start date	01/04/2007
Contract end date	

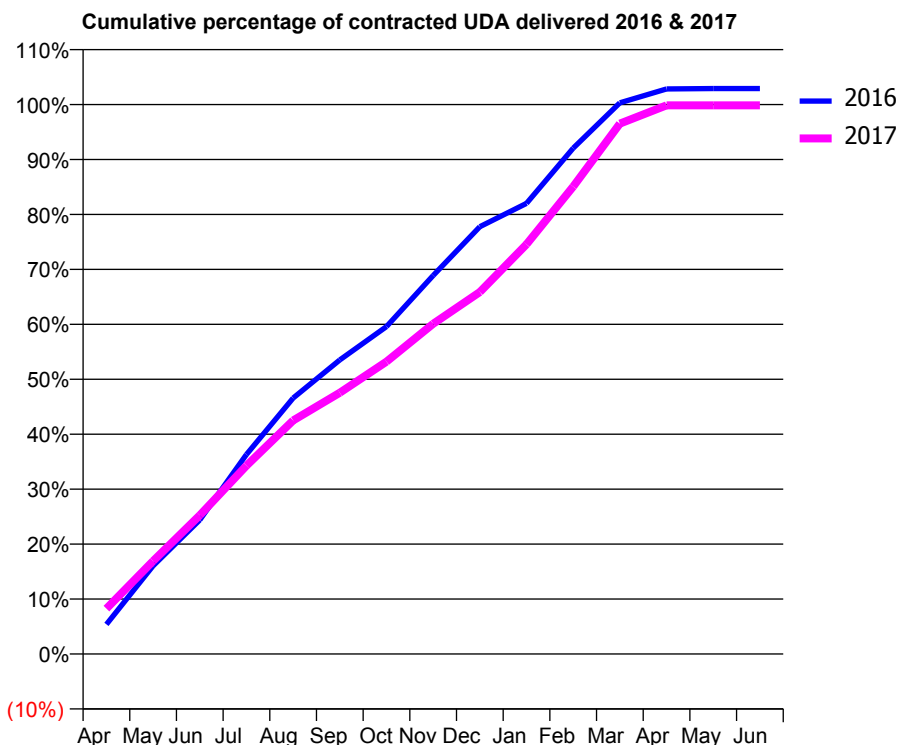
16/17 Contracted general activity (UDA)	28,527
Carry forward general activity (UDA)	-571
16/17 Contracted orthodontic activity (UOA)	0
Carry forward orthodontic activity (UOA)	0
Baseline contract value	£781,657.31

ACCESS*

Patients seen in 24 months	Total	Change since previous quarter
Quarter ending March 2016	8,333	
Quarter ending June 2016	8,239	↓
Quarter ending September 2016	8,050	↓
Quarter ending December 2016	7,945	↓
Quarter ending March 2017	8,277	↑
Variance since March 2016	(0.7%)	→



ACTIVITY



Month	Adjusted Scheduled Activity (UDA)	
	2016	2017
April	1,543	2,360
May	4,578	4,826
June	6,958	7,206
July	10,358	9,780
August	13,287	12,127
September	15,266	13,564
October	16,996	15,176
November	19,648	17,146
December	22,182	18,790
January	23,395	21,272
February	26,264	24,268
March	28,614	27,538
April	29,332	28,485
May	29,356	28,486
June	29,357	28,486

QUALITY

	Quantity	Base Number	Contract	AT	Region	England
% of FP17s for the same patient ID Re-attending within 3 months - Children	628	5,746	10.9%	13.2%	13.3%	12.3%
% of FP17s for the same patient ID Re-attending within 3 months - Adults	1,279	5,574	22.9%	17.3%	17.3%	16.7%
% of FP17s for the same patient ID Re-attending between 3 & 9 months - Children	2,577	5,746	44.8%	56.9%	58.9%	57.6%
% of FP17s for the same patient ID Re-attending between 3 & 9 months - Adults	1,944	5,574	34.9%	50.6%	52.2%	50.1%
% of FP17s for Band 1 Urgent Courses	2,008	11,406	17.6%	10.9%	9.2%	9.1%
% of FP17s Relating to Free Repair or Replacements	3	11,406	0.0%	0.9%	1.0%	0.8%
% of FP17s Relating to Continuations	163	11,406	1.4%	1.2%	1.4%	1.2%
% of Patients satisfied with the dentistry they have received	7	7	N/A	92.2%	93.1%	92.8%
% of Patients satisfied with the time they had to wait for an appointment	7	7	N/A	88.3%	89.5%	88.7%

* This is based on patients treated on this contract for their most recent course of treatment. Figures in italics indicate the base number of FP17s or Patient Questionnaire responses are less than 100. N/A is shown where the base number of responses is less than 10 during the period. % is calculated as Quantity/Base number*100

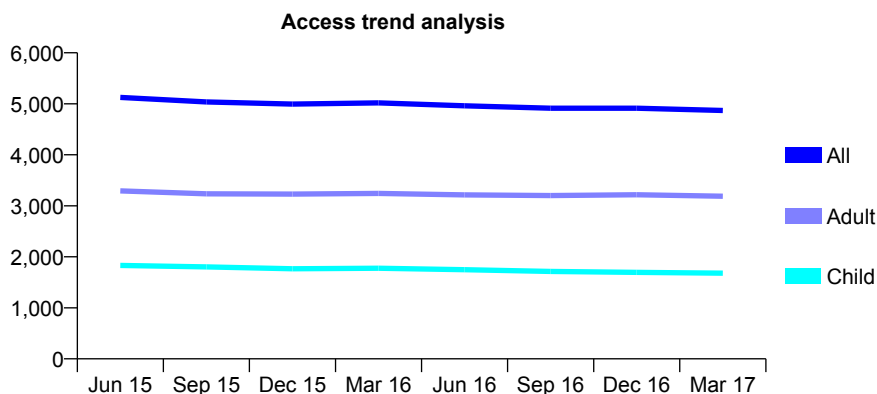
Q47 - Vital Signs At a Glance Contract Report for 149276/0001 - Year end March 2017

Name or company name	Ivory Dental Care
Contract type name	GDS Contract
Purpose of contract	General
Contract start date	01/04/2012
Contract end date	

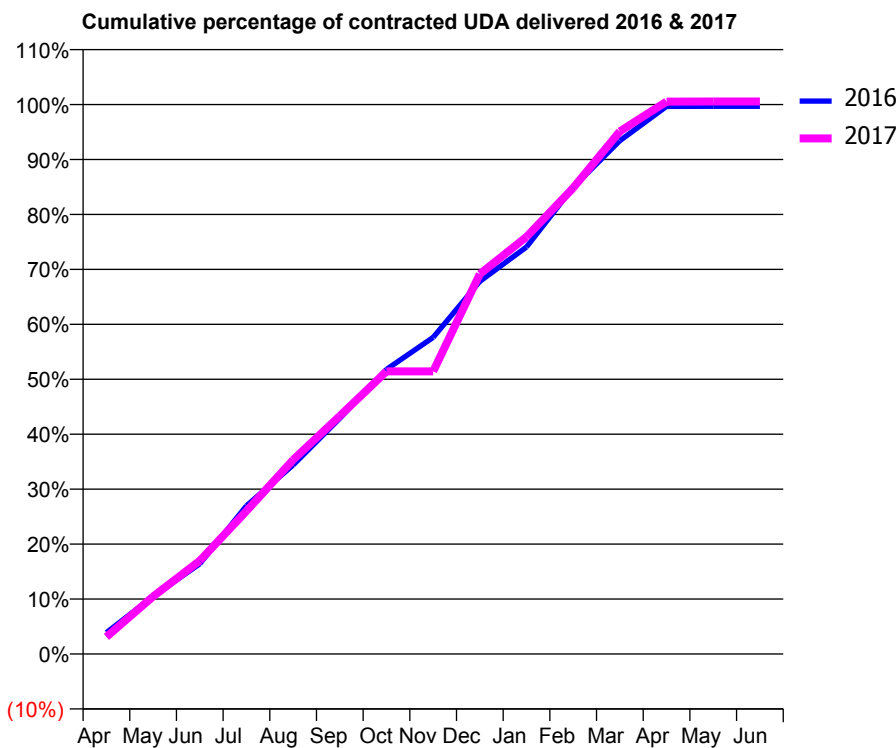
16/17 Contracted general activity (UDA)	14,200
Carry forward general activity (UDA)	47
16/17 Contracted orthodontic activity (UOA)	0
Carry forward orthodontic activity (UOA)	0
Baseline contract value	£432,120.84

ACCESS*

Patients seen in 24 months	Total	Change since previous quarter
Quarter ending March 2016	5,019	
Quarter ending June 2016	4,962	↓
Quarter ending September 2016	4,915	→
Quarter ending December 2016	4,913	→
Quarter ending March 2017	4,868	→
Variance since March 2016	(3.0%)	↓



ACTIVITY



Month	Adjusted Scheduled Activity (UDA)	
	2016	2017
April	554	444
May	1,489	1,487
June	2,330	2,412
July	3,829	3,695
August	4,885	5,019
September	6,091	6,151
October	7,356	7,305
November	8,183	7,305
December	9,631	9,819
January	10,520	10,781
February	12,062	12,046
March	13,266	13,505
April	14,151	14,275
May	14,153	14,278
June	14,153	14,278

QUALITY

	Quantity	Base Number	Contract	AT	Region	England
% of FP17s for the same patient ID Re-attending within 3 months - Children	222	2,766	8.0%	13.2%	13.3%	12.3%
% of FP17s for the same patient ID Re-attending within 3 months - Adults	1,046	5,237	20.0%	17.3%	17.3%	16.7%
% of FP17s for the same patient ID Re-attending between 3 & 9 months - Children	1,813	2,766	65.5%	56.9%	58.9%	57.6%
% of FP17s for the same patient ID Re-attending between 3 & 9 months - Adults	3,118	5,237	59.5%	50.6%	52.2%	50.1%
% of FP17s for Band 1 Urgent Courses	695	7,941	8.8%	10.9%	9.2%	9.1%
% of FP17s Relating to Free Repair or Replacements	49	7,941	0.6%	0.9%	1.0%	0.8%
% of FP17s Relating to Continuations	172	7,941	2.2%	1.2%	1.4%	1.2%
% of Patients satisfied with the dentistry they have received	13	14	92.9%	92.2%	93.1%	92.8%
% of Patients satisfied with the time they had to wait for an appointment	13	14	92.9%	88.3%	89.5%	88.7%

* This is based on patients treated on this contract for their most recent course of treatment. Figures in italics indicate the base number of FP17s or Patient Questionnaire responses are less than 100. N/A is shown where the base number of responses is less than 10 during the period. % is calculated as Quantity/Base number*100

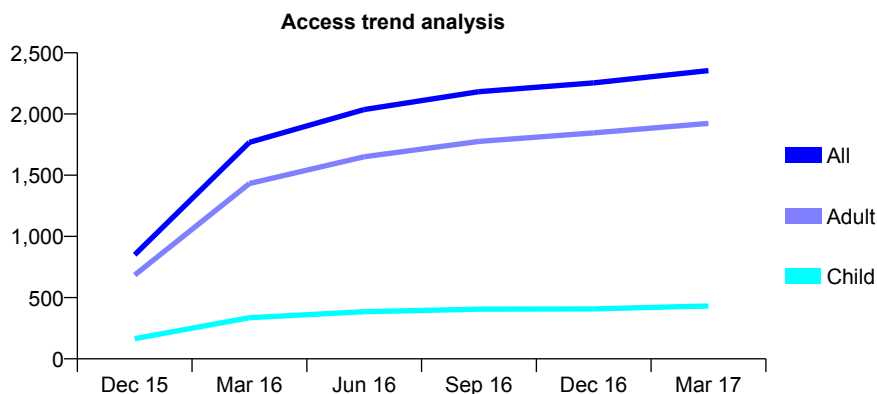
Q47 - Vital Signs At a Glance Contract Report for 151238/0001 - Year end March 2017

Name or company name	Synergy Dental Clinic Preston Ltd
Contract type name	GDS Contract
Purpose of contract	General
Contract start date	01/09/2015
Contract end date	

16/17 Contracted general activity (UDA)	10,460
Carry forward general activity (UDA)	-157
16/17 Contracted orthodontic activity (UOA)	0
Carry forward orthodontic activity (UOA)	0
Baseline contract value	£217,273.86

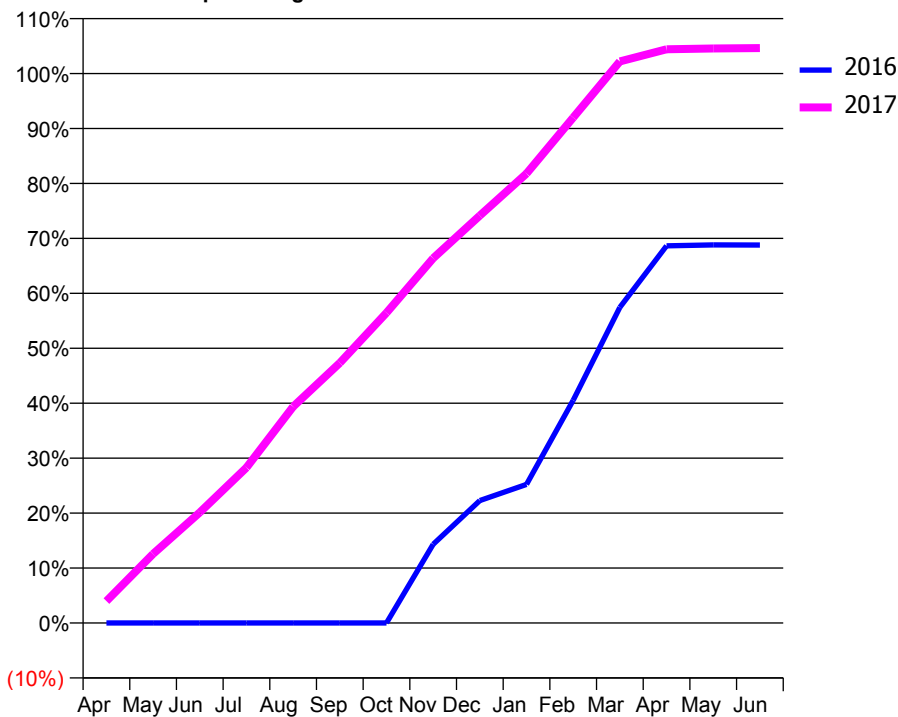
ACCESS*

Patients seen in 24 months	Total	Change since previous quarter
Quarter ending March 2016	1,768	
Quarter ending June 2016	2,036	↑
Quarter ending September 2016	2,182	↑
Quarter ending December 2016	2,254	↑
Quarter ending March 2017	2,355	↑
Variance since March 2016	33.2%	↑



ACTIVITY

Cumulative percentage of contracted UDA delivered 2016 & 2017



Month	Adjusted Scheduled Activity (UDA)	
	2016	2017
April	0	416
May	0	1,316
June	0	2,105
July	0	2,959
August	0	4,117
September	0	4,950
October	0	5,906
November	1,413	6,943
December	2,199	7,755
January	2,487	8,555
February	3,997	9,622
March	5,666	10,691
April	6,769	10,920
May	6,786	10,936
June	6,783	10,945

QUALITY

	Quantity	Base Number	Contract	AT	Region	England
% of FP17s for the same patient ID Re-attending within 3 months - Children	130	742	17.5%	13.2%	13.3%	12.3%
% of FP17s for the same patient ID Re-attending within 3 months - Adults	892	3,379	26.4%	17.3%	17.3%	16.7%
% of FP17s for the same patient ID Re-attending between 3 & 9 months - Children	367	742	49.5%	56.9%	58.9%	57.6%
% of FP17s for the same patient ID Re-attending between 3 & 9 months - Adults	1,615	3,379	47.8%	50.6%	52.2%	50.1%
% of FP17s for Band 1 Urgent Courses	213	3,946	5.4%	10.9%	9.2%	9.1%
% of FP17s Relating to Free Repair or Replacements	38	3,946	1.0%	0.9%	1.0%	0.8%
% of FP17s Relating to Continuations	32	3,946	0.8%	1.2%	1.4%	1.2%
% of Patients satisfied with the dentistry they have received	9	9	N/A	92.2%	93.1%	92.8%
% of Patients satisfied with the time they had to wait for an appointment	8	9	N/A	88.3%	89.5%	88.7%

* This is based on patients treated on this contract for their most recent course of treatment. Figures in italics indicate the base number of FP17s or Patient Questionnaire responses are less than 100. N/A is shown where the base number of responses is less than 10 during the period. % is calculated as Quantity/Base number*100

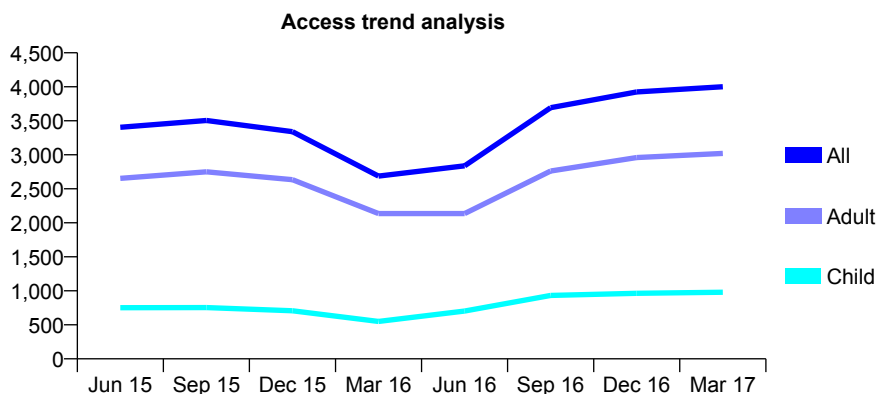
Q47 - Vital Signs At a Glance Contract Report for 151831/0001 - Year end March 2017

Name or company name	Whitworth Dental Care
Contract type name	GDS Contract
Purpose of contract	General
Contract start date	26/08/2011
Contract end date	

16/17 Contracted general activity (UDA)	10,612
Carry forward general activity (UDA)	381
16/17 Contracted orthodontic activity (UOA)	0
Carry forward orthodontic activity (UOA)	0
Baseline contract value	£342,126.15

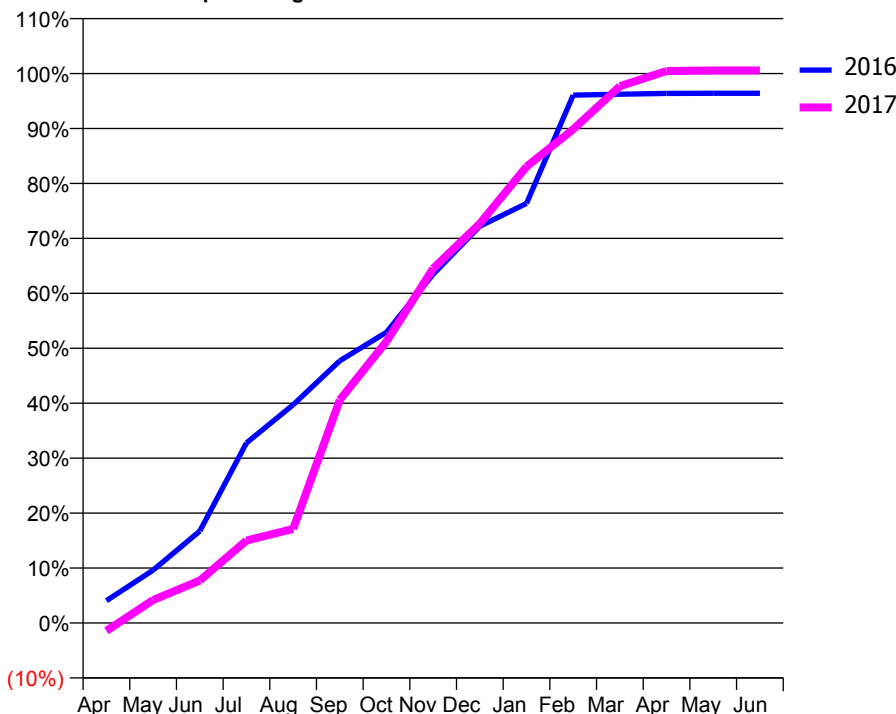
ACCESS*

Patients seen in 24 months	Total	Change since previous quarter
Quarter ending March 2016	2,687	
Quarter ending June 2016	2,839	↑
Quarter ending September 2016	3,694	↑
Quarter ending December 2016	3,924	↑
Quarter ending March 2017	4,001	→
Variance since March 2016	48.9%	↑



ACTIVITY

Cumulative percentage of contracted UDA delivered 2016 & 2017



Adjusted Scheduled Activity (UDA)

Month	2016	2017
April	432	-154
May	1,020	444
June	1,775	821
July	3,477	1,592
August	4,214	1,818
September	5,064	4,310
October	5,616	5,438
November	6,735	6,847
December	7,662	7,713
January	8,102	8,813
February	10,193	9,535
March	10,211	10,368
April	10,228	10,661
May	10,231	10,670
June	10,231	10,670

QUALITY

	Quantity	Base Number	Contract	AT	Region	England
% of FP17s for the same patient ID Re-attending within 3 months - Children	200	2,117	9.4%	13.2%	13.3%	12.3%
% of FP17s for the same patient ID Re-attending within 3 months - Adults	317	3,777	8.4%	17.3%	17.3%	16.7%
% of FP17s for the same patient ID Re-attending between 3 & 9 months - Children	603	2,117	28.5%	56.9%	58.9%	57.6%
% of FP17s for the same patient ID Re-attending between 3 & 9 months - Adults	1,032	3,777	27.3%	50.6%	52.2%	50.1%
% of FP17s for Band 1 Urgent Courses	395	5,638	7.0%	10.9%	9.2%	9.1%
% of FP17s Relating to Free Repair or Replacements	13	5,638	0.2%	0.9%	1.0%	0.8%
% of FP17s Relating to Continuations	21	5,638	0.4%	1.2%	1.4%	1.2%
% of Patients satisfied with the dentistry they have received	16	18	88.9%	92.2%	93.1%	92.8%
% of Patients satisfied with the time they had to wait for an appointment	16	18	88.9%	88.3%	89.5%	88.7%

* This is based on patients treated on this contract for their most recent course of treatment. Figures in italics indicate the base number of FP17s or Patient Questionnaire responses are less than 100. N/A is shown where the base number of responses is less than 10 during the period. % is calculated as Quantity/Base number*100

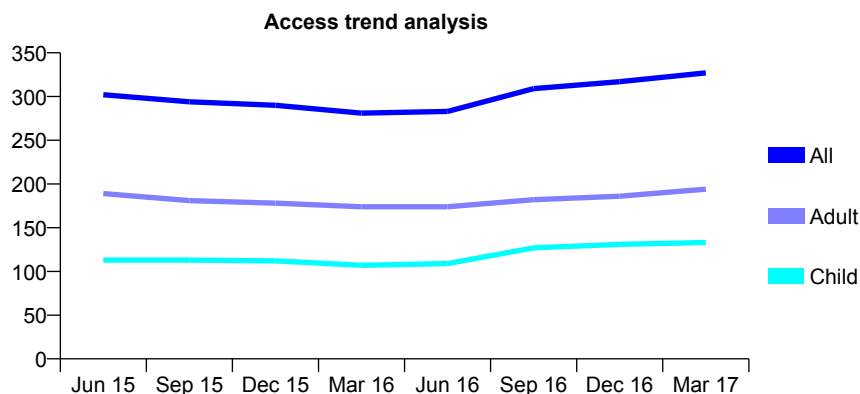
Q47 - Vital Signs At a Glance Contract Report for 152846/0001 - Year end March 2017

Name or company name	Poulton Practice Ltd
Contract type name	GDS Contract
Purpose of contract	General
Contract start date	02/12/2009
Contract end date	

16/17 Contracted general activity (UDA)	900
Carry forward general activity (UDA)	-2
16/17 Contracted orthodontic activity (UOA)	0
Carry forward orthodontic activity (UOA)	0
Baseline contract value	£25,415.98

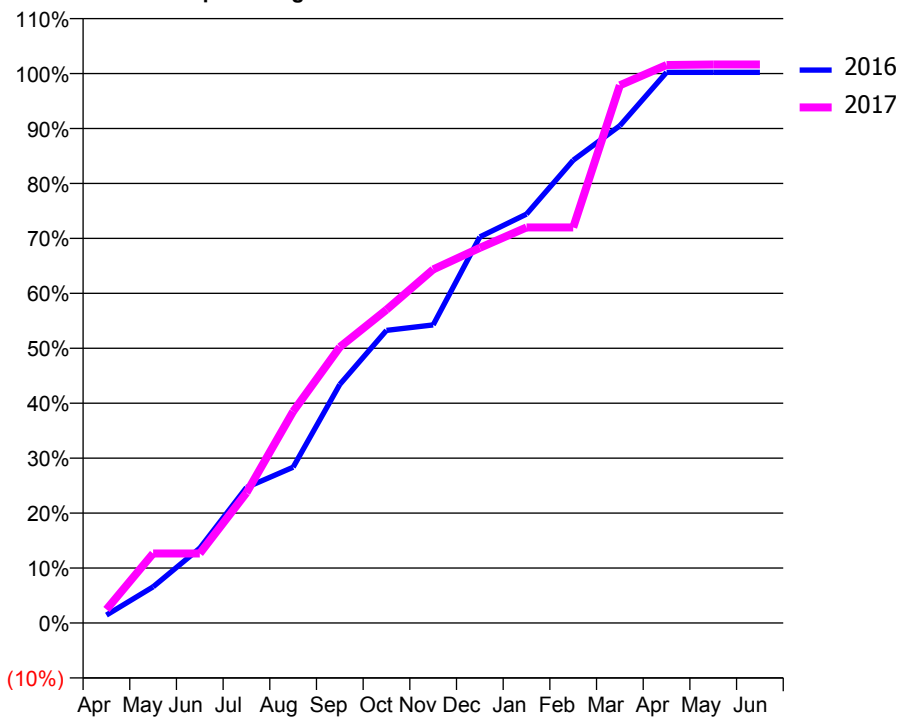
ACCESS*

Patients seen in 24 months	Total	Change since previous quarter
Quarter ending March 2016	281	
Quarter ending June 2016	283	→
Quarter ending September 2016	309	↑
Quarter ending December 2016	317	↑
Quarter ending March 2017	327	↑
Variance since March 2016	16.4%	↑



ACTIVITY

Cumulative percentage of contracted UDA delivered 2016 & 2017



Month	Adjusted Scheduled Activity (UDA)	
	2016	2017
April	13	22
May	59	114
June	123	114
July	222	213
August	255	346
September	391	452
October	479	513
November	488	579
December	632	614
January	670	648
February	758	648
March	815	881
April	902	914
May	902	915
June	902	915

QUALITY

	Quantity	Base Number	Contract	AT	Region	England
% of FP17s for the same patient ID Re-attending within 3 months - Children	10	210	4.8%	13.2%	13.3%	12.3%
% of FP17s for the same patient ID Re-attending within 3 months - Adults	42	335	12.5%	17.3%	17.3%	16.7%
% of FP17s for the same patient ID Re-attending between 3 & 9 months - Children	128	210	61.0%	56.9%	58.9%	57.6%
% of FP17s for the same patient ID Re-attending between 3 & 9 months - Adults	205	335	61.2%	50.6%	52.2%	50.1%
% of FP17s for Band 1 Urgent Courses	29	524	5.5%	10.9%	9.2%	9.1%
% of FP17s Relating to Free Repair or Replacements	6	524	1.1%	0.9%	1.0%	0.8%
% of FP17s Relating to Continuations	7	524	1.3%	1.2%	1.4%	1.2%
% of Patients satisfied with the dentistry they have received	1	1	N/A	92.2%	93.1%	92.8%
% of Patients satisfied with the time they had to wait for an appointment	1	1	N/A	88.3%	89.5%	88.7%

* This is based on patients treated on this contract for their most recent course of treatment. Figures in italics indicate the base number of FP17s or Patient Questionnaire responses are less than 100. N/A is shown where the base number of responses is less than 10 during the period. % is calculated as Quantity/Base number*100

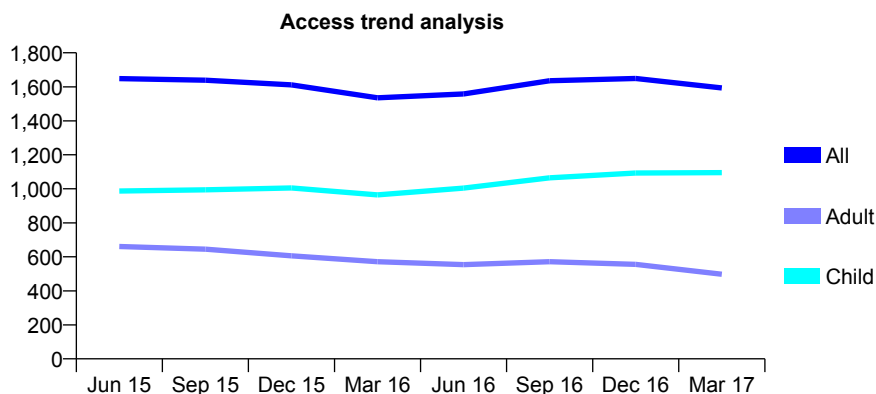
Q47 - Vital Signs At a Glance Contract Report for 155810/0001 - Year end March 2017

Name or company name	Antley Villa
Contract type name	GDS Contract
Purpose of contract	General
Contract start date	01/04/2010
Contract end date	

16/17 Contracted general activity (UDA)	5,201
Carry forward general activity (UDA)	115
16/17 Contracted orthodontic activity (UOA)	0
Carry forward orthodontic activity (UOA)	0
Baseline contract value	£112,558.48

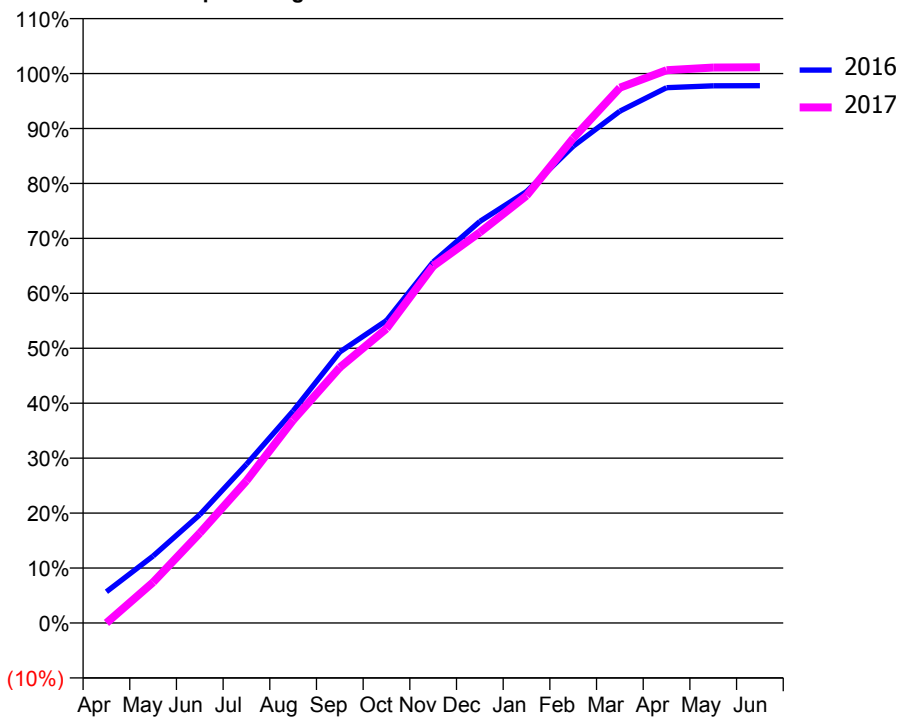
ACCESS*

Patients seen in 24 months	Total	Change since previous quarter
Quarter ending March 2016	1,535	
Quarter ending June 2016	1,558	→
Quarter ending September 2016	1,636	↑
Quarter ending December 2016	1,649	→
Quarter ending March 2017	1,593	↓
Variance since March 2016	3.8%	↑



ACTIVITY

Cumulative percentage of contracted UDA delivered 2016 & 2017



Month	Adjusted Scheduled Activity (UDA)	
	2016	2017
April	296	1
May	634	385
June	1,026	851
July	1,503	1,347
August	2,008	1,921
September	2,565	2,419
October	2,863	2,787
November	3,417	3,378
December	3,801	3,697
January	4,084	4,044
February	4,513	4,589
March	4,844	5,067
April	5,067	5,232
May	5,085	5,257
June	5,086	5,260

QUALITY

	Quantity	Base Number	Contract	AT	Region	England
% of FP17s for the same patient ID Re-attending within 3 months - Children	363	2,293	15.8%	13.2%	13.3%	12.3%
% of FP17s for the same patient ID Re-attending within 3 months - Adults	124	699	17.7%	17.3%	17.3%	16.7%
% of FP17s for the same patient ID Re-attending between 3 & 9 months - Children	1,360	2,293	59.3%	56.9%	58.9%	57.6%
% of FP17s for the same patient ID Re-attending between 3 & 9 months - Adults	444	699	63.5%	50.6%	52.2%	50.1%
% of FP17s for Band 1 Urgent Courses	131	2,980	4.4%	10.9%	9.2%	9.1%
% of FP17s Relating to Free Repair or Replacements	0	2,980	0.0%	0.9%	1.0%	0.8%
% of FP17s Relating to Continuations	44	2,980	1.5%	1.2%	1.4%	1.2%
% of Patients satisfied with the dentistry they have received	0	2	N/A	92.2%	93.1%	92.8%
% of Patients satisfied with the time they had to wait for an appointment	2	2	N/A	88.3%	89.5%	88.7%

* This is based on patients treated on this contract for their most recent course of treatment. Figures in italics indicate the base number of FP17s or Patient Questionnaire responses are less than 100. N/A is shown where the base number of responses is less than 10 during the period. % is calculated as Quantity/Base number*100

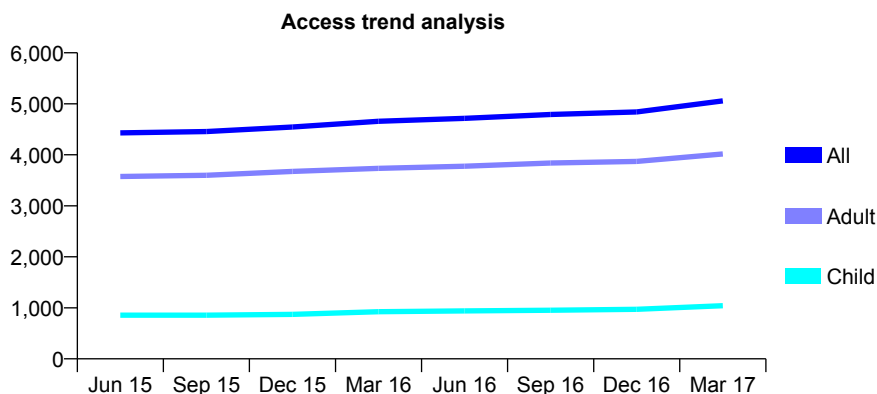
Q47 - Vital Signs At a Glance Contract Report for 156507/0001 - Year end March 2017

Name or company name	Padiham Dental Practice
Contract type name	GDS Contract
Purpose of contract	General
Contract start date	01/11/2012
Contract end date	

16/17 Contracted general activity (UDA)	18,384
Carry forward general activity (UDA)	0
16/17 Contracted orthodontic activity (UOA)	0
Carry forward orthodontic activity (UOA)	0
Baseline contract value	£530,470.51

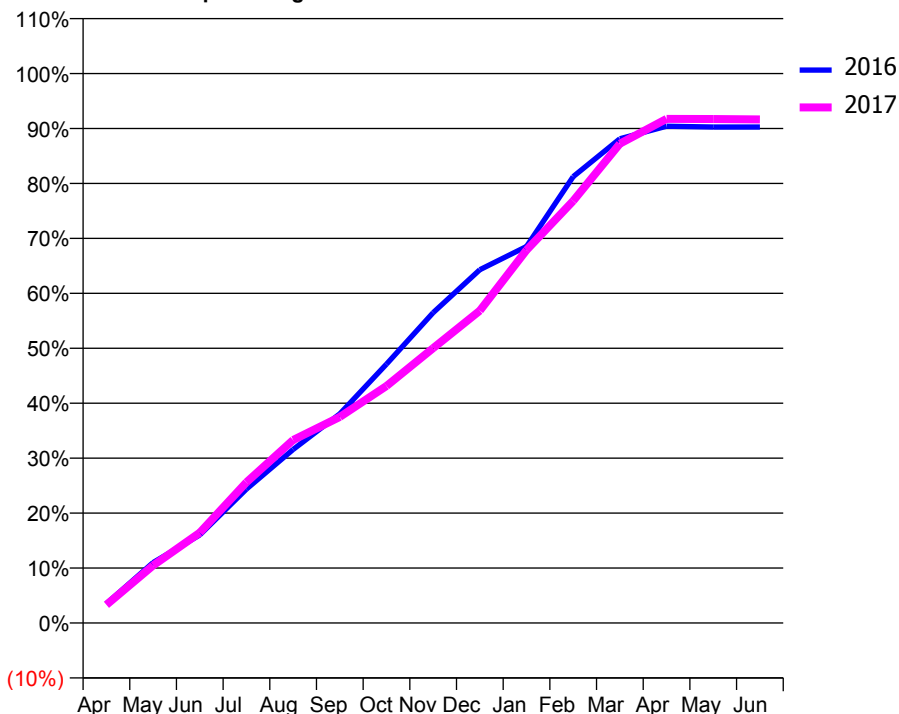
ACCESS*

Patients seen in 24 months	Total	Change since previous quarter
Quarter ending March 2016	4,658	
Quarter ending June 2016	4,716	→
Quarter ending September 2016	4,790	→
Quarter ending December 2016	4,841	→
Quarter ending March 2017	5,057	↑
Variance since March 2016	8.6%	↑



ACTIVITY

Cumulative percentage of contracted UDA delivered 2016 & 2017



Month	Adjusted Scheduled Activity (UDA)	
	2016	2017
April	648	611
May	2,024	1,926
June	2,947	3,023
July	4,482	4,709
August	5,806	6,123
September	6,996	6,897
October	8,662	7,929
November	10,382	9,196
December	11,821	10,448
January	12,596	12,476
February	14,933	14,120
March	16,201	16,036
April	16,620	16,867
May	16,595	16,859
June	16,594	16,848

QUALITY

	Quantity	Base Number	Contract	AT	Region	England
% of FP17s for the same patient ID Re-attending within 3 months - Children	124	1,545	8.0%	13.2%	13.3%	12.3%
% of FP17s for the same patient ID Re-attending within 3 months - Adults	762	6,003	12.7%	17.3%	17.3%	16.7%
% of FP17s for the same patient ID Re-attending between 3 & 9 months - Children	954	1,545	61.7%	56.9%	58.9%	57.6%
% of FP17s for the same patient ID Re-attending between 3 & 9 months - Adults	3,737	6,003	62.3%	50.6%	52.2%	50.1%
% of FP17s for Band 1 Urgent Courses	392	7,677	5.1%	10.9%	9.2%	9.1%
% of FP17s Relating to Free Repair or Replacements	125	7,677	1.6%	0.9%	1.0%	0.8%
% of FP17s Relating to Continuations	75	7,677	1.0%	1.2%	1.4%	1.2%
% of Patients satisfied with the dentistry they have received	12	12	100.0%	92.2%	93.1%	92.8%
% of Patients satisfied with the time they had to wait for an appointment	11	12	91.7%	88.3%	89.5%	88.7%

* This is based on patients treated on this contract for their most recent course of treatment. Figures in italics indicate the base number of FP17s or Patient Questionnaire responses are less than 100. N/A is shown where the base number of responses is less than 10 during the period. % is calculated as Quantity/Base number*100

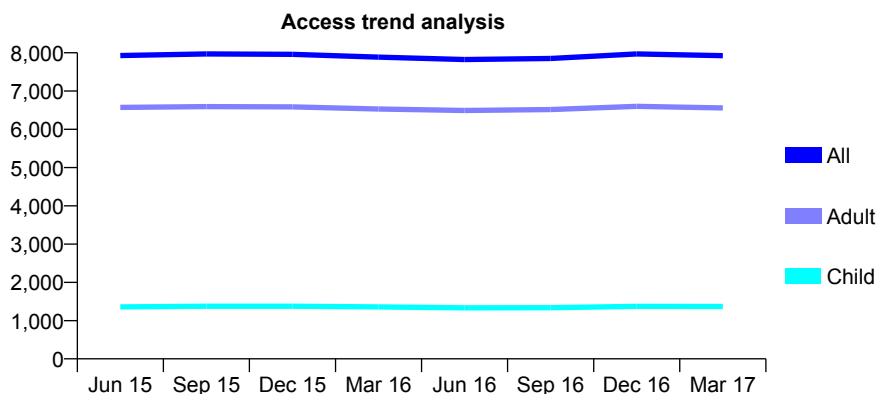
Q47 - Vital Signs At a Glance Contract Report for 157228/0001 - Year end March 2017

Name or company name	Safehands Dental Care
Contract type name	GDS Contract
Purpose of contract	General
Contract start date	01/04/2013
Contract end date	

16/17 Contracted general activity (UDA)	24,091
Carry forward general activity (UDA)	0
16/17 Contracted orthodontic activity (UOA)	0
Carry forward orthodontic activity (UOA)	0
Baseline contract value	£530,550.84

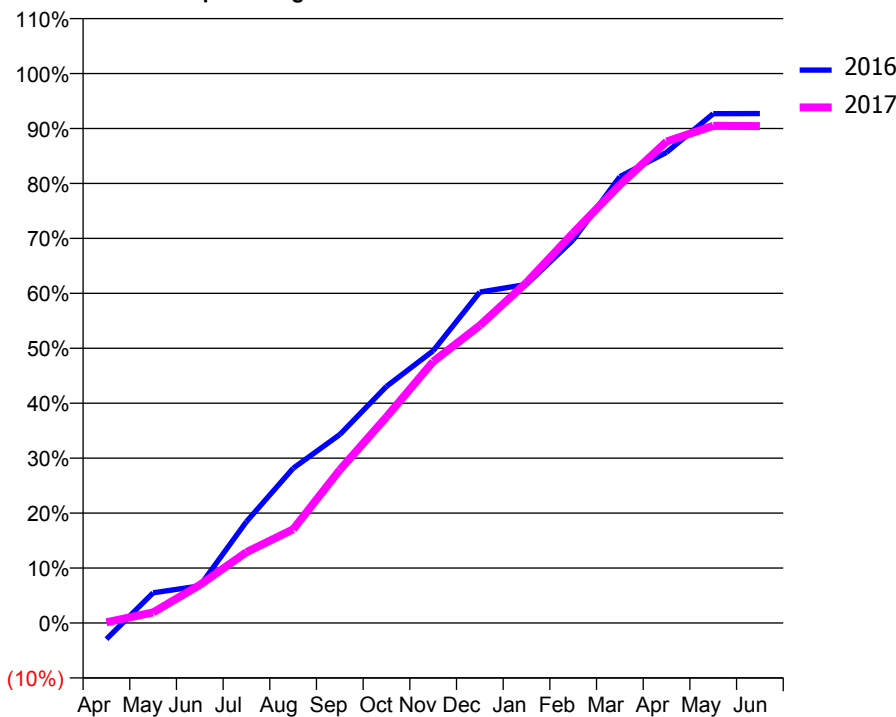
ACCESS*

Patients seen in 24 months	Total	Change since previous quarter
Quarter ending March 2016	7,887	
Quarter ending June 2016	7,825	→
Quarter ending September 2016	7,853	→
Quarter ending December 2016	7,972	→
Quarter ending March 2017	7,925	→
Variance since March 2016	0.5%	→



ACTIVITY

Cumulative percentage of contracted UDA delivered 2016 & 2017



Adjusted Scheduled Activity (UDA)

Month	2016	2017
April	-711	30
May	1,323	463
June	1,630	1,671
July	4,445	3,109
August	6,783	4,105
September	8,262	6,712
October	10,377	9,036
November	11,937	11,463
December	14,508	13,048
January	14,846	14,929
February	16,800	17,104
March	19,573	19,207
April	20,636	21,109
May	22,328	21,800
June	22,334	21,788

QUALITY

	Quantity	Base Number	Contract	AT	Region	England
% of FP17s for the same patient ID Re-attending within 3 months - Children	91	1,708	5.3%	13.2%	13.3%	12.3%
% of FP17s for the same patient ID Re-attending within 3 months - Adults	1,140	8,140	14.0%	17.3%	17.3%	16.7%
% of FP17s for the same patient ID Re-attending between 3 & 9 months - Children	720	1,708	42.2%	56.9%	58.9%	57.6%
% of FP17s for the same patient ID Re-attending between 3 & 9 months - Adults	3,342	8,140	41.1%	50.6%	52.2%	50.1%
% of FP17s for Band 1 Urgent Courses	1,020	9,666	10.6%	10.9%	9.2%	9.1%
% of FP17s Relating to Free Repair or Replacements	70	9,666	0.7%	0.9%	1.0%	0.8%
% of FP17s Relating to Continuations	47	9,666	0.5%	1.2%	1.4%	1.2%
% of Patients satisfied with the dentistry they have received	22	23	95.7%	92.2%	93.1%	92.8%
% of Patients satisfied with the time they had to wait for an appointment	20	23	87.0%	88.3%	89.5%	88.7%

* This is based on patients treated on this contract for their most recent course of treatment. Figures in italics indicate the base number of FP17s or Patient Questionnaire responses are less than 100. N/A is shown where the base number of responses is less than 10 during the period. % is calculated as Quantity/Base number*100

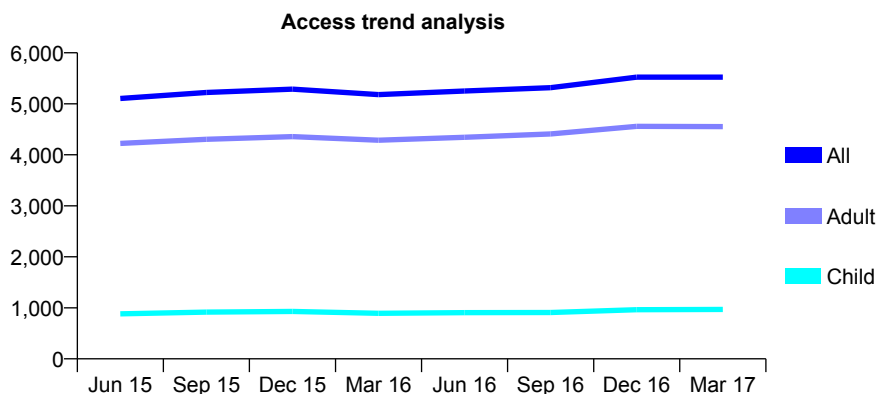
Q47 - Vital Signs At a Glance Contract Report for 157333/0001 - Year end March 2017

Name or company name	IDH
Contract type name	GDS Contract
Purpose of contract	General
Contract start date	01/04/2013
Contract end date	

16/17 Contracted general activity (UDA)	15,064
Carry forward general activity (UDA)	-240
16/17 Contracted orthodontic activity (UOA)	0
Carry forward orthodontic activity (UOA)	0
Baseline contract value	£328,899.94

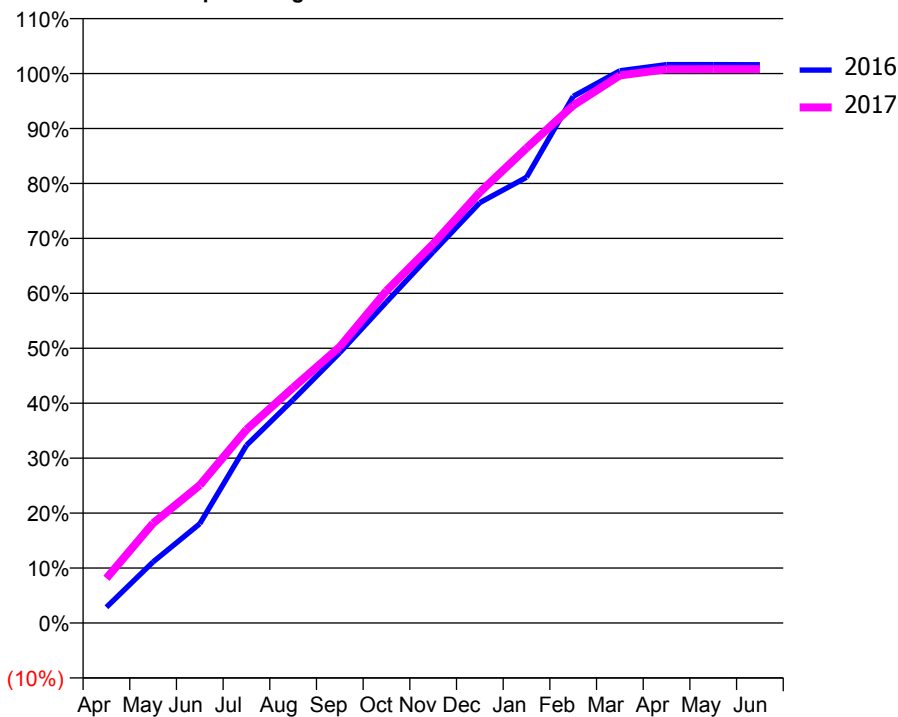
ACCESS*

Patients seen in 24 months	Total	Change since previous quarter
Quarter ending March 2016	5,180	
Quarter ending June 2016	5,251	→
Quarter ending September 2016	5,316	→
Quarter ending December 2016	5,523	↑
Quarter ending March 2017	5,522	→
Variance since March 2016	6.6%	↑



ACTIVITY

Cumulative percentage of contracted UDA delivered 2016 & 2017



Month	Adjusted Scheduled Activity (UDA)	
	2016	2017
April	432	1,227
May	1,677	2,735
June	2,720	3,779
July	4,872	5,303
August	6,121	6,454
September	7,413	7,572
October	8,801	9,107
November	10,172	10,392
December	11,525	11,809
January	12,218	13,020
February	14,437	14,190
March	15,141	15,011
April	15,306	15,180
May	15,306	15,185
June	15,304	15,185

QUALITY

	Quantity	Base Number	Contract	AT	Region	England
% of FP17s for the same patient ID Re-attending within 3 months - Children	76	1,393	5.5%	13.2%	13.3%	12.3%
% of FP17s for the same patient ID Re-attending within 3 months - Adults	819	6,076	13.5%	17.3%	17.3%	16.7%
% of FP17s for the same patient ID Re-attending between 3 & 9 months - Children	865	1,393	62.1%	56.9%	58.9%	57.6%
% of FP17s for the same patient ID Re-attending between 3 & 9 months - Adults	2,974	6,076	48.9%	50.6%	52.2%	50.1%
% of FP17s for Band 1 Urgent Courses	428	7,462	5.7%	10.9%	9.2%	9.1%
% of FP17s Relating to Free Repair or Replacements	39	7,462	0.5%	0.9%	1.0%	0.8%
% of FP17s Relating to Continuations	196	7,462	2.6%	1.2%	1.4%	1.2%
% of Patients satisfied with the dentistry they have received	14	14	100.0%	92.2%	93.1%	92.8%
% of Patients satisfied with the time they had to wait for an appointment	12	14	85.7%	88.3%	89.5%	88.7%

* This is based on patients treated on this contract for their most recent course of treatment. Figures in italics indicate the base number of FP17s or Patient Questionnaire responses are less than 100. N/A is shown where the base number of responses is less than 10 during the period. % is calculated as Quantity/Base number*100

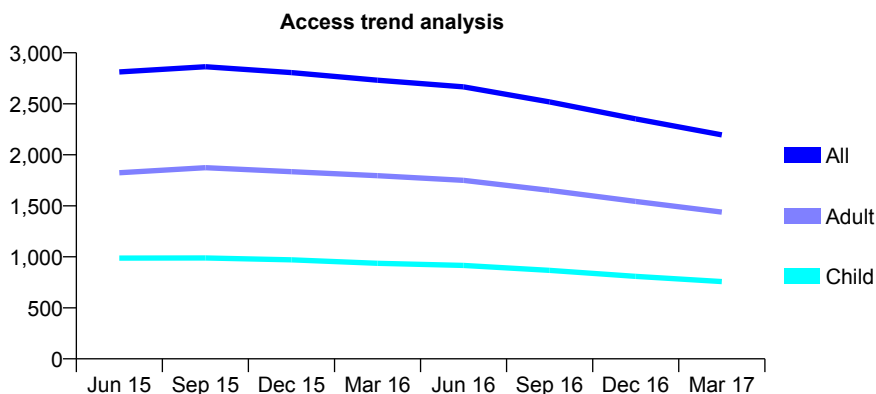
Q47 - Vital Signs At a Glance Contract Report for 157368/0024 - Year end March 2017

Name or company name	East Lancashire Dental Service
Contract type name	PDS Contract
Purpose of contract	General
Contract start date	01/06/2011
Contract end date	31/03/2018

16/17 Contracted general activity (UDA)	5,000
Carry forward general activity (UDA)	0
16/17 Contracted orthodontic activity (UOA)	0
Carry forward orthodontic activity (UOA)	0
Baseline contract value	£0.00

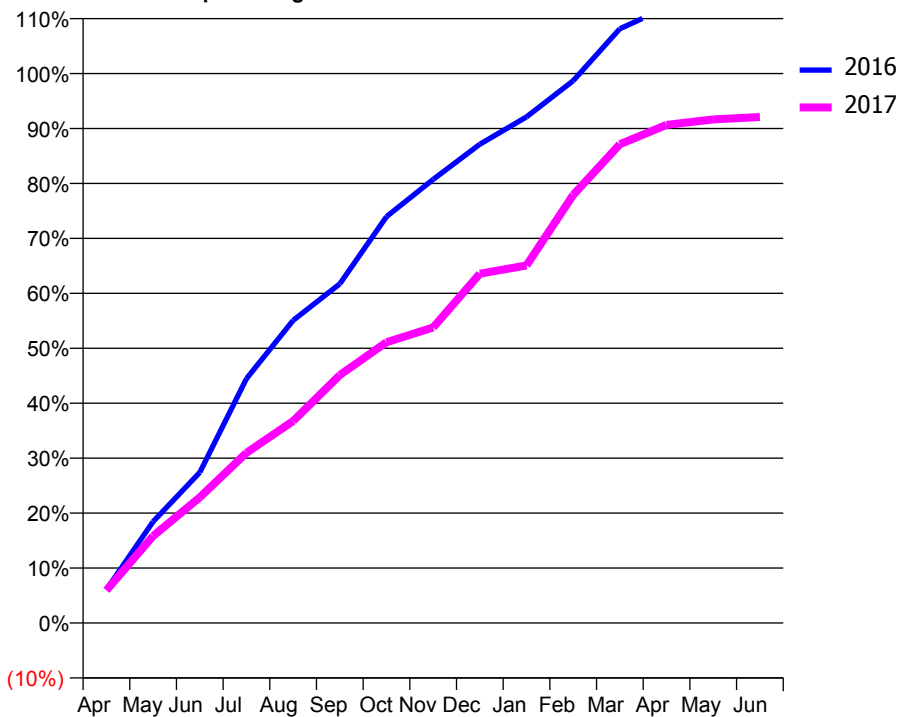
ACCESS*

Patients seen in 24 months	Total	Change since previous quarter
Quarter ending March 2016	2,731	
Quarter ending June 2016	2,666	↓
Quarter ending September 2016	2,518	↓
Quarter ending December 2016	2,352	↓
Quarter ending March 2017	2,196	↓
Variance since March 2016	(19.6%)	↓



ACTIVITY

Cumulative percentage of contracted UDA delivered 2016 & 2017



Adjusted Scheduled Activity (UDA)

Month	2016	2017
April	306	298
May	923	792
June	1,371	1,143
July	2,224	1,549
August	2,753	1,838
September	3,086	2,257
October	3,698	2,554
November	4,036	2,689
December	4,356	3,178
January	4,605	3,253
February	4,935	3,896
March	5,407	4,356
April	5,600	4,533
May	5,639	4,582
June	5,642	4,604

QUALITY

	Quantity	Base Number	Contract	AT	Region	England
% of FP17s for the same patient ID Re-attending within 3 months - Children	51	839	6.1%	13.2%	13.3%	12.3%
% of FP17s for the same patient ID Re-attending within 3 months - Adults	220	1,509	14.6%	17.3%	17.3%	16.7%
% of FP17s for the same patient ID Re-attending between 3 & 9 months - Children	277	839	33.0%	56.9%	58.9%	57.6%
% of FP17s for the same patient ID Re-attending between 3 & 9 months - Adults	432	1,509	28.6%	50.6%	52.2%	50.1%
% of FP17s for Band 1 Urgent Courses	510	2,336	21.8%	10.9%	9.2%	9.1%
% of FP17s Relating to Free Repair or Replacements	27	2,336	1.2%	0.9%	1.0%	0.8%
% of FP17s Relating to Continuations	4	2,336	0.2%	1.2%	1.4%	1.2%
% of Patients satisfied with the dentistry they have received	0	1	N/A	92.2%	93.1%	92.8%
% of Patients satisfied with the time they had to wait for an appointment	0	1	N/A	88.3%	89.5%	88.7%

* This is based on patients treated on this contract for their most recent course of treatment. Figures in italics indicate the base number of FP17s or Patient Questionnaire responses are less than 100. N/A is shown where the base number of responses is less than 10 during the period. % is calculated as Quantity/Base number*100

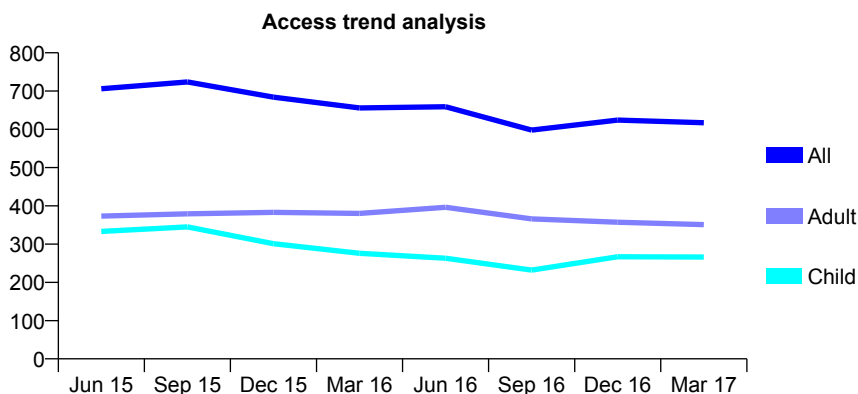
Q47 - Vital Signs At a Glance Contract Report for 158240/0011 - Year end March 2017

Name or company name	East Lancashire Dental Service
Contract type name	PDS Contract
Purpose of contract	General and Orthodontic
Contract start date	01/04/2009
Contract end date	31/03/2018

16/17 Contracted general activity (UDA)	3,150
Carry forward general activity (UDA)	0
16/17 Contracted orthodontic activity (UOA)	3,150
Carry forward orthodontic activity (UOA)	0
Baseline contract value	£0.00

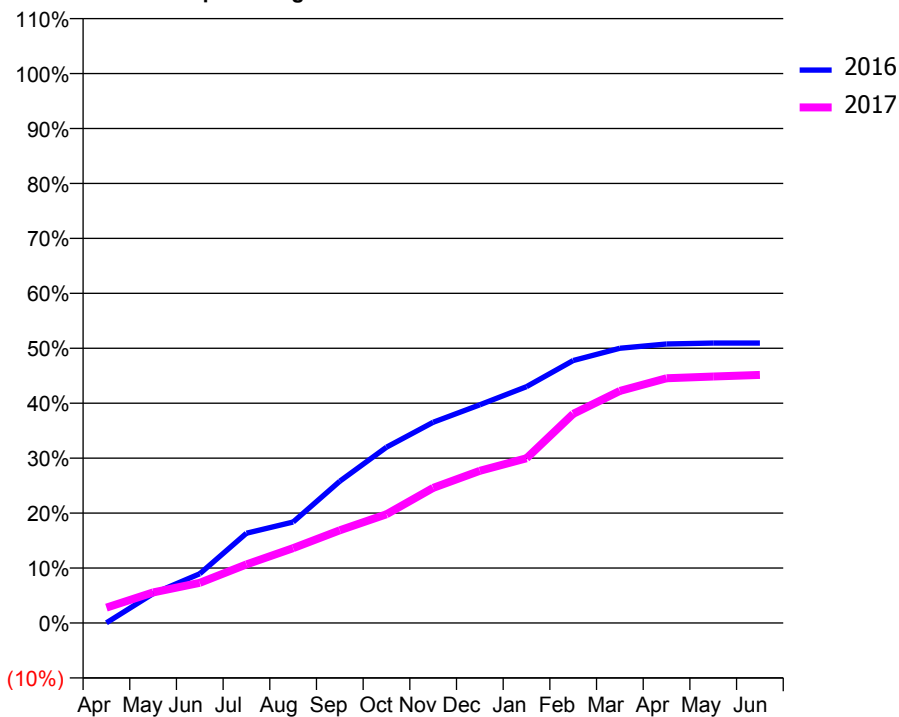
ACCESS*

Patients seen in 24 months	Total	Change since previous quarter
Quarter ending March 2016	656	
Quarter ending June 2016	659	→
Quarter ending September 2016	598	↓
Quarter ending December 2016	624	↑
Quarter ending March 2017	617	↓
Variance since March 2016	(5.9%)	↓



ACTIVITY

Cumulative percentage of contracted UDA delivered 2016 & 2017



Month	Adjusted Scheduled Activity (UDA)	
	2016	2017
April	1	88
May	168	176
June	282	231
July	515	336
August	579	429
September	813	532
October	1,008	623
November	1,151	775
December	1,251	872
January	1,355	944
February	1,505	1,199
March	1,575	1,330
April	1,600	1,403
May	1,605	1,413
June	1,605	1,422

QUALITY

	Quantity	Base Number	Contract	AT	Region	England
% of FP17s for the same patient ID Re-attending within 3 months - Children	24	568	4.2%	13.2%	13.3%	12.3%
% of FP17s for the same patient ID Re-attending within 3 months - Adults	50	350	14.3%	17.3%	17.3%	16.7%
% of FP17s for the same patient ID Re-attending between 3 & 9 months - Children	64	568	11.3%	56.9%	58.9%	57.6%
% of FP17s for the same patient ID Re-attending between 3 & 9 months - Adults	116	350	33.1%	50.6%	52.2%	50.1%
% of FP17s for Band 1 Urgent Courses	44	852	5.2%	10.9%	9.2%	9.1%
% of FP17s Relating to Free Repair or Replacements	0	852	0.0%	0.9%	1.0%	0.8%
% of FP17s Relating to Continuations	1	852	0.1%	1.2%	1.4%	1.2%
% of Patients satisfied with the dentistry they have received	1	1	N/A	92.2%	93.1%	92.8%
% of Patients satisfied with the time they had to wait for an appointment	1	1	N/A	88.3%	89.5%	88.7%

* This is based on patients treated on this contract for their most recent course of treatment. Figures in italics indicate the base number of FP17s or Patient Questionnaire responses are less than 100. N/A is shown where the base number of responses is less than 10 during the period. % is calculated as Quantity/Base number*100

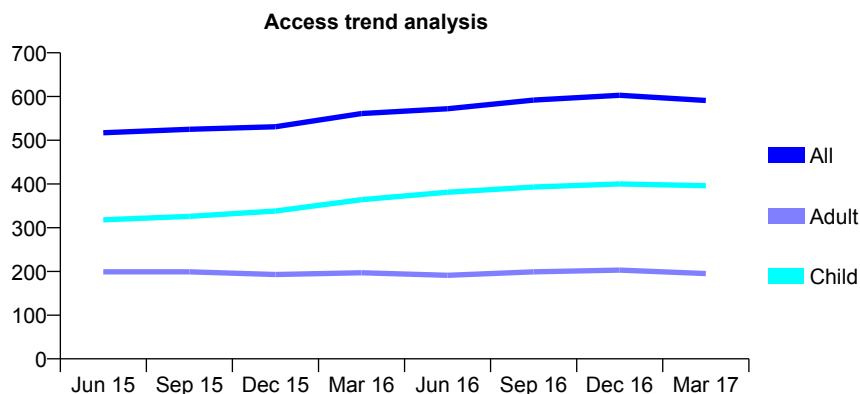
Q47 - Vital Signs At a Glance Contract Report for 158739/0001 - Year end March 2017

Name or company name	Colne Dental Care
Contract type name	GDS Contract
Purpose of contract	General
Contract start date	01/04/2009
Contract end date	

16/17 Contracted general activity (UDA)	2,150
Carry forward general activity (UDA)	0
16/17 Contracted orthodontic activity (UOA)	0
Carry forward orthodontic activity (UOA)	0
Baseline contract value	£49,117.04

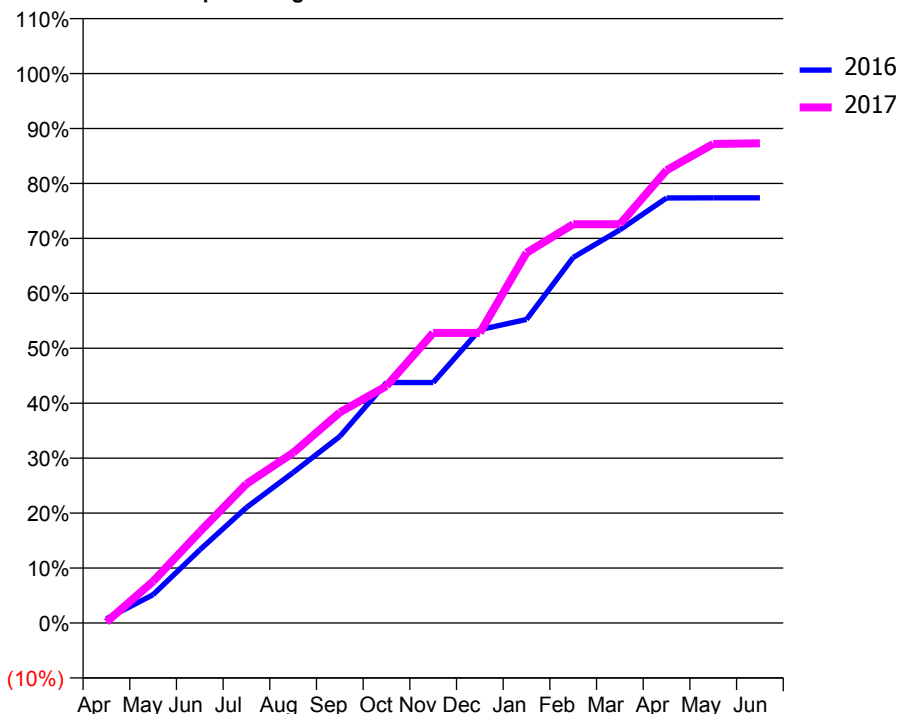
ACCESS*

Patients seen in 24 months	Total	Change since previous quarter
Quarter ending March 2016	561	
Quarter ending June 2016	572	→
Quarter ending September 2016	592	↑
Quarter ending December 2016	603	→
Quarter ending March 2017	591	↓
Variance since March 2016	5.3%	↑



ACTIVITY

Cumulative percentage of contracted UDA delivered 2016 & 2017



Adjusted Scheduled Activity (UDA)

Month	2016	2017
April	16	4
May	111	163
June	286	357
July	452	545
August	589	666
September	730	824
October	941	928
November	941	1,135
December	1,147	1,135
January	1,188	1,448
February	1,430	1,560
March	1,538	1,560
April	1,663	1,772
May	1,664	1,874
June	1,664	1,877

QUALITY

	Quantity	Base Number	Contract	AT	Region	England
% of FP17s for the same patient ID Re-attending within 3 months - Children	179	768	23.3%	13.2%	13.3%	12.3%
% of FP17s for the same patient ID Re-attending within 3 months - Adults	45	218	20.6%	17.3%	17.3%	16.7%
% of FP17s for the same patient ID Re-attending between 3 & 9 months - Children	378	768	49.2%	56.9%	58.9%	57.6%
% of FP17s for the same patient ID Re-attending between 3 & 9 months - Adults	108	218	49.5%	50.6%	52.2%	50.1%
% of FP17s for Band 1 Urgent Courses	81	1,091	7.4%	10.9%	9.2%	9.1%
% of FP17s Relating to Free Repair or Replacements	2	1,091	0.2%	0.9%	1.0%	0.8%
% of FP17s Relating to Continuations	6	1,091	0.5%	1.2%	1.4%	1.2%
% of Patients satisfied with the dentistry they have received	1	1	N/A	92.2%	93.1%	92.8%
% of Patients satisfied with the time they had to wait for an appointment	1	1	N/A	88.3%	89.5%	88.7%

* This is based on patients treated on this contract for their most recent course of treatment. Figures in italics indicate the base number of FP17s or Patient Questionnaire responses are less than 100. N/A is shown where the base number of responses is less than 10 during the period. % is calculated as Quantity/Base number*100

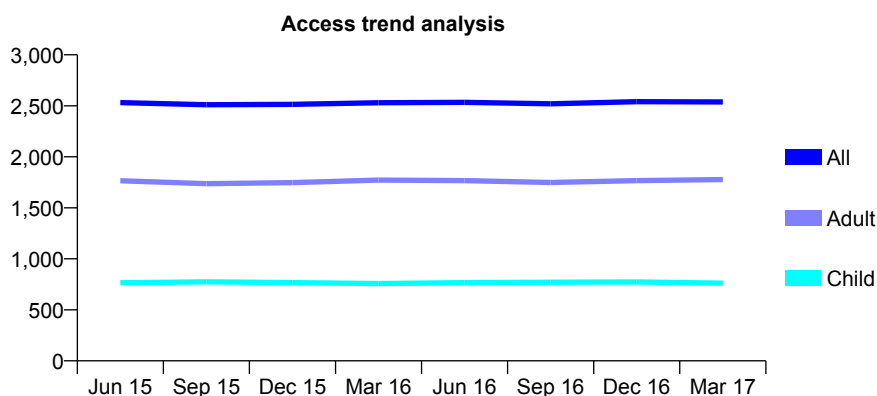
Q47 - Vital Signs At a Glance Contract Report for 159468/0001 - Year end March 2017

Name or company name	Eccleston Dental Practice (Ltd)
Contract type name	GDS Contract
Purpose of contract	General
Contract start date	01/04/2008
Contract end date	

16/17 Contracted general activity (UDA)	10,559
Carry forward general activity (UDA)	-196
16/17 Contracted orthodontic activity (UOA)	0
Carry forward orthodontic activity (UOA)	0
Baseline contract value	£287,128.44

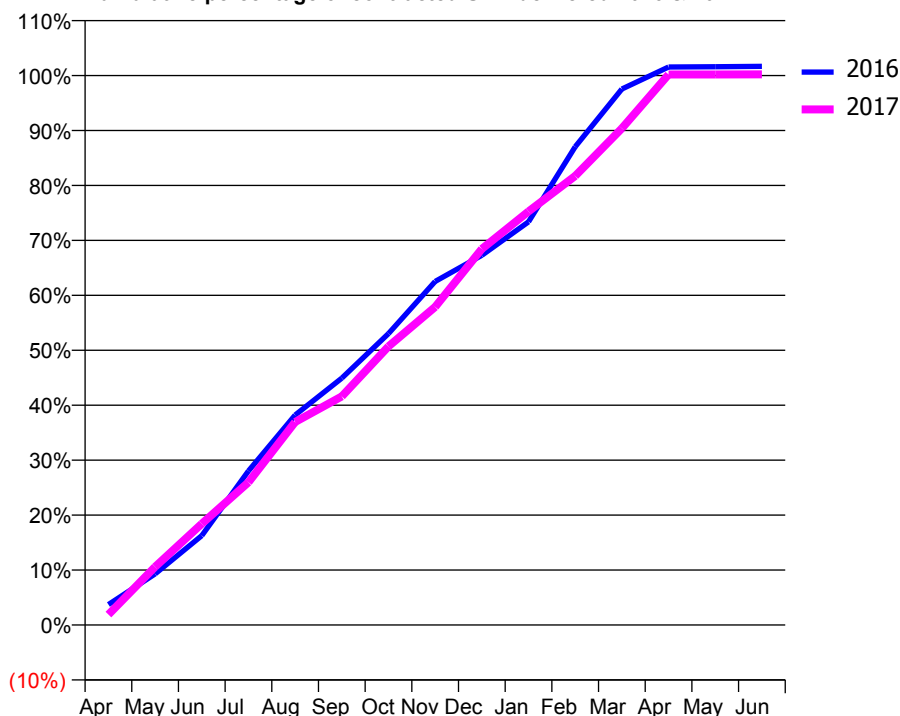
ACCESS*

Patients seen in 24 months	Total	Change since previous quarter
Quarter ending March 2016	2,530	
Quarter ending June 2016	2,534	→
Quarter ending September 2016	2,519	→
Quarter ending December 2016	2,540	→
Quarter ending March 2017	2,538	→
Variance since March 2016	0.3%	→



ACTIVITY

Cumulative percentage of contracted UDA delivered 2016 & 2017



Month	Adjusted Scheduled Activity (UDA)	
	2016	2017
April	393	202
May	982	1,118
June	1,719	1,946
July	2,961	2,743
August	4,035	3,901
September	4,744	4,394
October	5,600	5,353
November	6,602	6,113
December	7,103	7,228
January	7,747	7,947
February	9,190	8,629
March	10,300	9,544
April	10,723	10,578
May	10,727	10,578
June	10,734	10,581

QUALITY

	Quantity	Base Number	Contract	AT	Region	England
% of FP17s for the same patient ID Re-attending within 3 months - Children	122	1,136	10.7%	13.2%	13.3%	12.3%
% of FP17s for the same patient ID Re-attending within 3 months - Adults	700	2,904	24.1%	17.3%	17.3%	16.7%
% of FP17s for the same patient ID Re-attending between 3 & 9 months - Children	597	1,136	52.6%	56.9%	58.9%	57.6%
% of FP17s for the same patient ID Re-attending between 3 & 9 months - Adults	1,525	2,904	52.5%	50.6%	52.2%	50.1%
% of FP17s for Band 1 Urgent Courses	295	4,185	7.0%	10.9%	9.2%	9.1%
% of FP17s Relating to Free Repair or Replacements	86	4,185	2.1%	0.9%	1.0%	0.8%
% of FP17s Relating to Continuations	164	4,185	3.9%	1.2%	1.4%	1.2%
% of Patients satisfied with the dentistry they have received	5	6	N/A	92.2%	93.1%	92.8%
% of Patients satisfied with the time they had to wait for an appointment	6	6	N/A	88.3%	89.5%	88.7%

* This is based on patients treated on this contract for their most recent course of treatment. Figures in italics indicate the base number of FP17s or Patient Questionnaire responses are less than 100. N/A is shown where the base number of responses is less than 10 during the period. % is calculated as Quantity/Base number*100

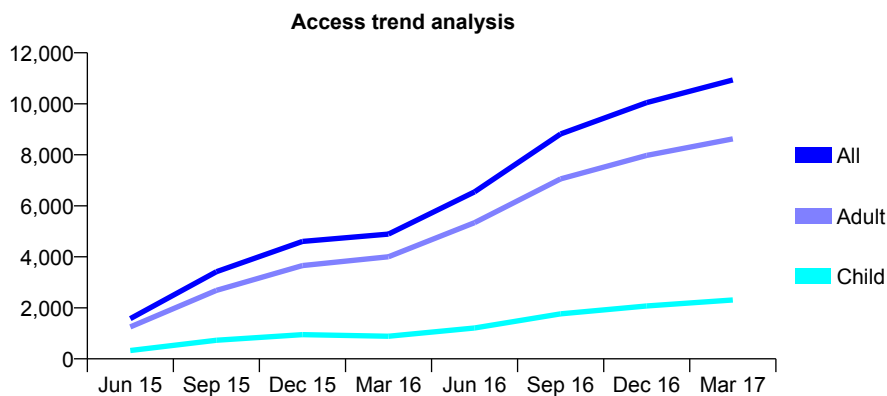
Q47 - Vital Signs At a Glance Contract Report for 159859/0001 - Year end March 2017

Name or company name	Hardhorn Dental Practice
Contract type name	GDS Contract
Purpose of contract	General
Contract start date	01/04/2015
Contract end date	

16/17 Contracted general activity (UDA)	39,516
Carry forward general activity (UDA)	-17
16/17 Contracted orthodontic activity (UOA)	0
Carry forward orthodontic activity (UOA)	0
Baseline contract value	£1,137,220.75

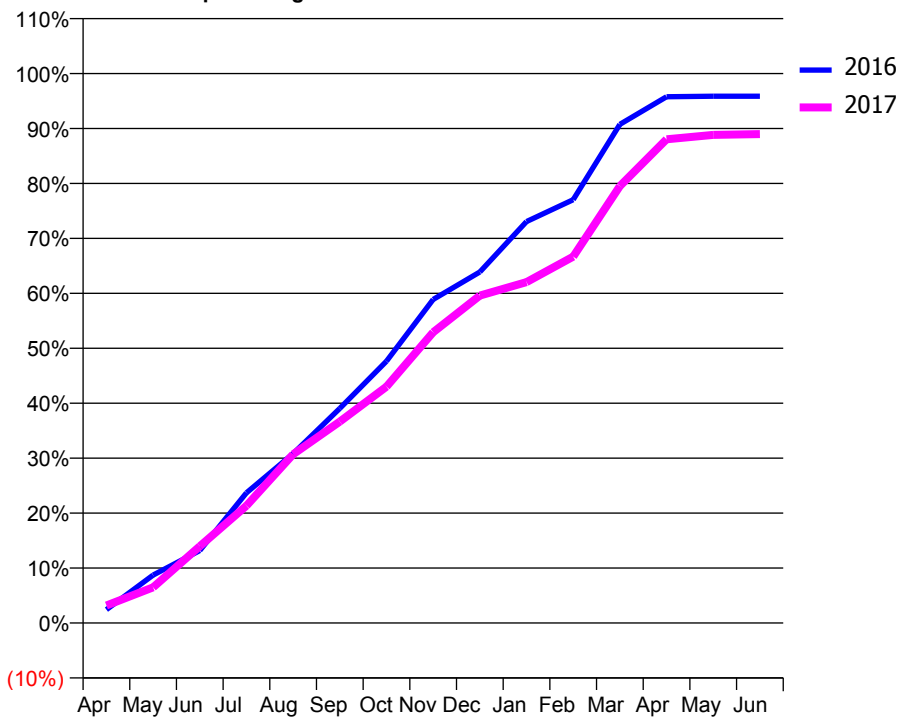
ACCESS*

Patients seen in 24 months	Total	Change since previous quarter
Quarter ending March 2016	4,892	
Quarter ending June 2016	6,550	↑
Quarter ending September 2016	8,819	↑
Quarter ending December 2016	10,049	↑
Quarter ending March 2017	10,936	↑
Variance since March 2016	123.5%	↑



ACTIVITY

Cumulative percentage of contracted UDA delivered 2016 & 2017



Month	Adjusted Scheduled Activity (UDA)	
	2016	2017
April	441	1,262
May	1,572	2,568
June	2,374	5,518
July	4,264	8,434
August	5,549	12,133
September	7,028	14,482
October	8,575	17,001
November	10,594	20,913
December	11,496	23,544
January	13,143	24,514
February	13,860	26,348
March	16,327	31,416
April	17,231	34,782
May	17,249	35,098
June	17,248	35,163

QUALITY

	Quantity	Base Number	Contract	AT	Region	England
% of FP17s for the same patient ID Re-attending within 3 months - Children	274	3,421	8.0%	13.2%	13.3%	12.3%
% of FP17s for the same patient ID Re-attending within 3 months - Adults	1,878	12,613	14.9%	17.3%	17.3%	16.7%
% of FP17s for the same patient ID Re-attending between 3 & 9 months - Children	1,151	3,421	33.6%	56.9%	58.9%	57.6%
% of FP17s for the same patient ID Re-attending between 3 & 9 months - Adults	4,331	12,613	34.3%	50.6%	52.2%	50.1%
% of FP17s for Band 1 Urgent Courses	1,236	16,760	7.4%	10.9%	9.2%	9.1%
% of FP17s Relating to Free Repair or Replacements	133	16,760	0.8%	0.9%	1.0%	0.8%
% of FP17s Relating to Continuations	80	16,760	0.5%	1.2%	1.4%	1.2%
% of Patients satisfied with the dentistry they have received	21	23	91.3%	92.2%	93.1%	92.8%
% of Patients satisfied with the time they had to wait for an appointment	21	23	91.3%	88.3%	89.5%	88.7%

* This is based on patients treated on this contract for their most recent course of treatment. Figures in italics indicate the base number of FP17s or Patient Questionnaire responses are less than 100. N/A is shown where the base number of responses is less than 10 during the period. % is calculated as Quantity/Base number*100

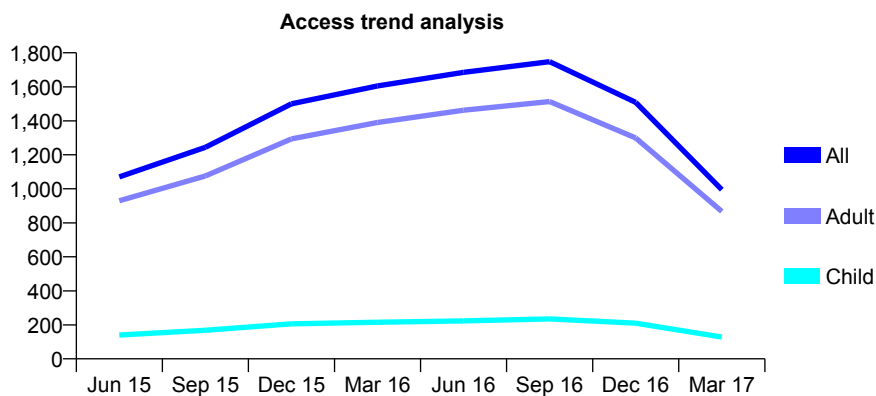
Q47 - Vital Signs At a Glance Contract Report for 160660/0001 - Year end March 2017

Name or company name	Blackpool PCT
Contract type name	PDS Contract
Purpose of contract	General
Contract start date	01/04/2006
Contract end date	

16/17 Contracted general activity (UDA)	6,200
Carry forward general activity (UDA)	0
16/17 Contracted orthodontic activity (UOA)	0
Carry forward orthodontic activity (UOA)	0
Baseline contract value	£0.00

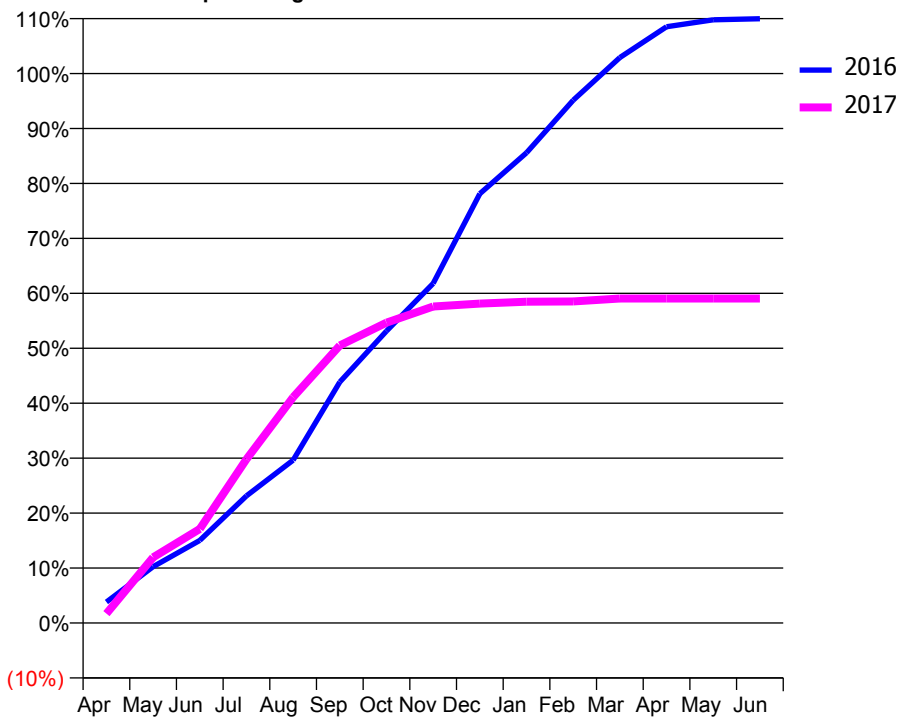
ACCESS*

Patients seen in 24 months	Total	Change since previous quarter
Quarter ending March 2016	1,605	
Quarter ending June 2016	1,685	↑
Quarter ending September 2016	1,748	↑
Quarter ending December 2016	1,509	↓
Quarter ending March 2017	995	↓
Variance since March 2016	(38.0%)	↓



ACTIVITY

Cumulative percentage of contracted UDA delivered 2016 & 2017



Adjusted Scheduled Activity (UDA)

Month	2016	2017
April	237	106
May	635	741
June	932	1,061
July	1,435	1,849
August	1,838	2,549
September	2,720	3,131
October	3,294	3,389
November	3,831	3,572
December	4,844	3,605
January	5,306	3,626
February	5,898	3,629
March	6,381	3,662
April	6,727	3,662
May	6,806	3,662
June	6,818	3,662

QUALITY

	Quantity	Base Number	Contract	AT	Region	England
% of FP17s for the same patient ID Re-attending within 3 months - Children	14	175	8.0%	13.2%	13.3%	12.3%
% of FP17s for the same patient ID Re-attending within 3 months - Adults	224	1,229	18.2%	17.3%	17.3%	16.7%
% of FP17s for the same patient ID Re-attending between 3 & 9 months - Children	62	175	35.4%	56.9%	58.9%	57.6%
% of FP17s for the same patient ID Re-attending between 3 & 9 months - Adults	531	1,229	43.2%	50.6%	52.2%	50.1%
% of FP17s for Band 1 Urgent Courses	80	1,261	6.3%	10.9%	9.2%	9.1%
% of FP17s Relating to Free Repair or Replacements	70	1,261	5.6%	0.9%	1.0%	0.8%
% of FP17s Relating to Continuations	44	1,261	3.5%	1.2%	1.4%	1.2%
% of Patients satisfied with the dentistry they have received	4	4	N/A	92.2%	93.1%	92.8%
% of Patients satisfied with the time they had to wait for an appointment	4	4	N/A	88.3%	89.5%	88.7%

* This is based on patients treated on this contract for their most recent course of treatment. Figures in italics indicate the base number of FP17s or Patient Questionnaire responses are less than 100. N/A is shown where the base number of responses is less than 10 during the period. % is calculated as Quantity/Base number*100

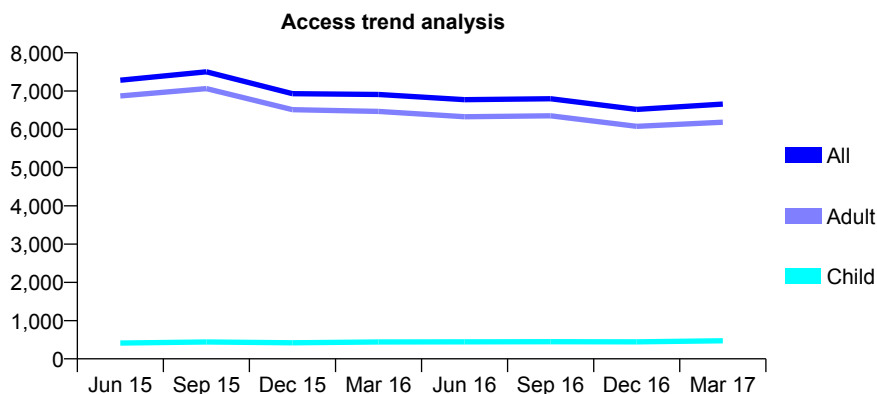
Q47 - Vital Signs At a Glance Contract Report for 160660/0002 - Year end March 2017

Name or company name	Blackpool PCT
Contract type name	PDS Contract
Purpose of contract	General
Contract start date	01/04/2006
Contract end date	

16/17 Contracted general activity (UDA)	12,480
Carry forward general activity (UDA)	0
16/17 Contracted orthodontic activity (UOA)	0
Carry forward orthodontic activity (UOA)	0
Baseline contract value	£0.00

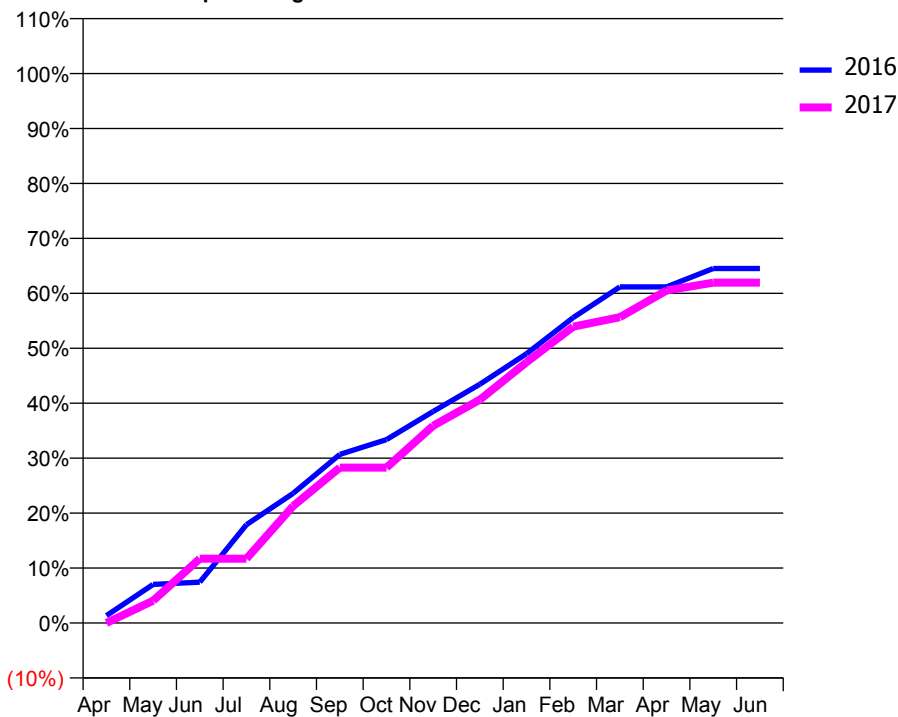
ACCESS*

Patients seen in 24 months	Total	Change since previous quarter
Quarter ending March 2016	6,909	
Quarter ending June 2016	6,773	↓
Quarter ending September 2016	6,799	→
Quarter ending December 2016	6,520	↓
Quarter ending March 2017	6,659	↑
Variance since March 2016	(3.6%)	↓



ACTIVITY

Cumulative percentage of contracted UDA delivered 2016 & 2017



Month	Adjusted Scheduled Activity (UDA)	
	2016	2017
April	167	0
May	878	506
June	929	1,461
July	2,232	1,461
August	2,944	2,659
September	3,829	3,530
October	4,166	3,530
November	4,806	4,481
December	5,422	5,072
January	6,116	5,923
February	6,936	6,731
March	7,634	6,946
April	7,634	7,551
May	8,052	7,730
June	8,052	7,730

QUALITY

	Quantity	Base Number	Contract	AT	Region	England
% of FP17s for the same patient ID Re-attending within 3 months - Children	47	609	7.7%	13.2%	13.3%	12.3%
% of FP17s for the same patient ID Re-attending within 3 months - Adults	462	5,499	8.4%	17.3%	17.3%	16.7%
% of FP17s for the same patient ID Re-attending between 3 & 9 months - Children	18	609	3.0%	56.9%	58.9%	57.6%
% of FP17s for the same patient ID Re-attending between 3 & 9 months - Adults	287	5,499	5.2%	50.6%	52.2%	50.1%
% of FP17s for Band 1 Urgent Courses	6,330	6,378	99.2%	10.9%	9.2%	9.1%
% of FP17s Relating to Free Repair or Replacements	0	6,378	0.0%	0.9%	1.0%	0.8%
% of FP17s Relating to Continuations	0	6,378	0.0%	1.2%	1.4%	1.2%
% of Patients satisfied with the dentistry they have received	2	2	N/A	92.2%	93.1%	92.8%
% of Patients satisfied with the time they had to wait for an appointment	2	2	N/A	88.3%	89.5%	88.7%

* This is based on patients treated on this contract for their most recent course of treatment. Figures in italics indicate the base number of FP17s or Patient Questionnaire responses are less than 100. N/A is shown where the base number of responses is less than 10 during the period. % is calculated as Quantity/Base number*100

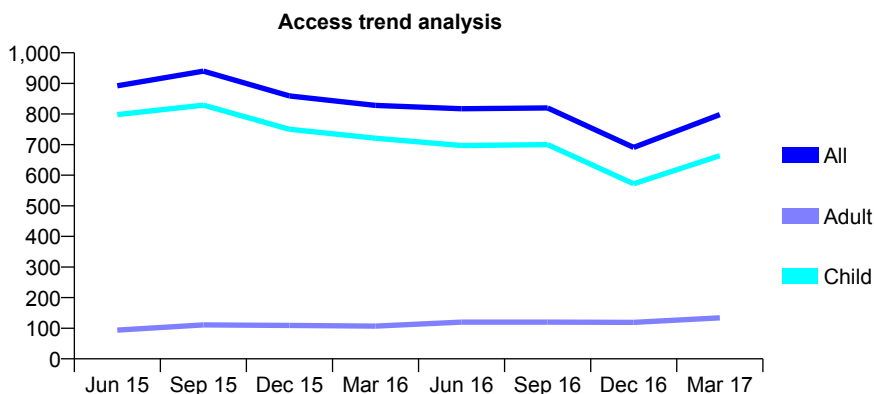
Q47 - Vital Signs At a Glance Contract Report for 160660/0005 - Year end March 2017

Name or company name	Blackpool PCT
Contract type name	PDS Contract
Purpose of contract	General
Contract start date	01/04/2006
Contract end date	

16/17 Contracted general activity (UDA)	1,460
Carry forward general activity (UDA)	0
16/17 Contracted orthodontic activity (UOA)	0
Carry forward orthodontic activity (UOA)	0
Baseline contract value	£0.00

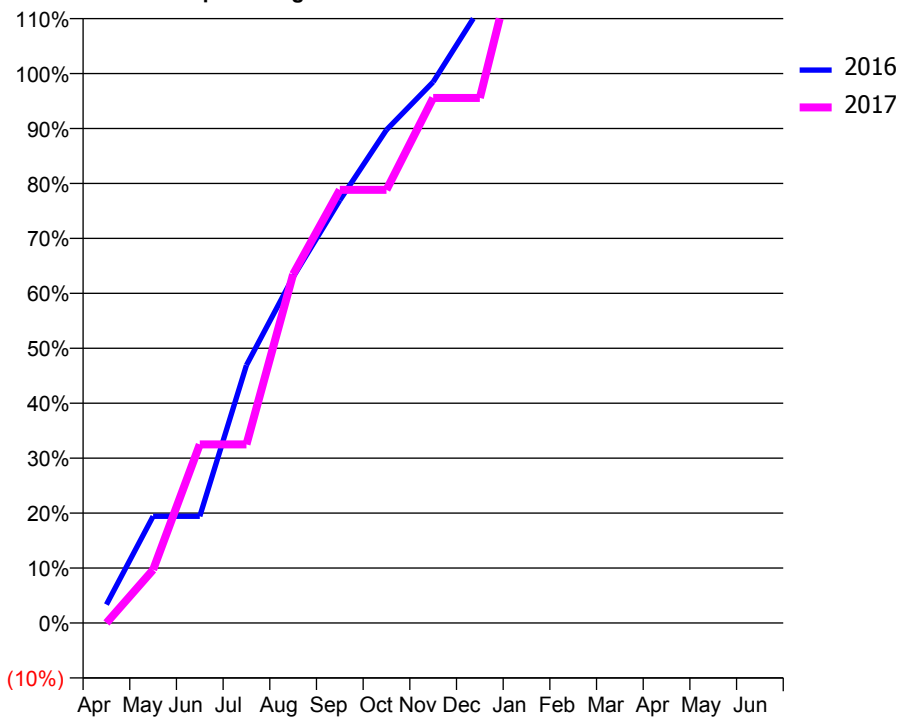
ACCESS*

Patients seen in 24 months	Total	Change since previous quarter
Quarter ending March 2016	828	
Quarter ending June 2016	817	↓
Quarter ending September 2016	820	→
Quarter ending December 2016	691	↓
Quarter ending March 2017	798	↑
Variance since March 2016	(3.6%)	↓



ACTIVITY

Cumulative percentage of contracted UDA delivered 2016 & 2017



Adjusted Scheduled Activity (UDA)

Month	2016	2017
April	49	0
May	284	141
June	284	475
July	685	475
August	919	927
September	1,123	1,151
October	1,310	1,151
November	1,438	1,395
December	1,633	1,395
January	1,889	1,888
February	2,036	2,128
March	2,290	2,130
April	2,293	2,404
May	2,428	2,500
June	2,429	2,500

QUALITY

	Quantity	Base Number	Contract	AT	Region	England
% of FP17s for the same patient ID Re-attending within 3 months - Children	7	738	0.9%	13.2%	13.3%	12.3%
% of FP17s for the same patient ID Re-attending within 3 months - Adults	1	124	0.8%	17.3%	17.3%	16.7%
% of FP17s for the same patient ID Re-attending between 3 & 9 months - Children	8	738	1.1%	56.9%	58.9%	57.6%
% of FP17s for the same patient ID Re-attending between 3 & 9 months - Adults	1	124	0.8%	50.6%	52.2%	50.1%
% of FP17s for Band 1 Urgent Courses	7	944	0.7%	10.9%	9.2%	9.1%
% of FP17s Relating to Free Repair or Replacements	0	944	0.0%	0.9%	1.0%	0.8%
% of FP17s Relating to Continuations	1	944	0.1%	1.2%	1.4%	1.2%
% of Patients satisfied with the dentistry they have received	1	1	N/A	92.2%	93.1%	92.8%
% of Patients satisfied with the time they had to wait for an appointment	0	1	N/A	88.3%	89.5%	88.7%

* This is based on patients treated on this contract for their most recent course of treatment. Figures in italics indicate the base number of FP17s or Patient Questionnaire responses are less than 100. N/A is shown where the base number of responses is less than 10 during the period. % is calculated as Quantity/Base number*100

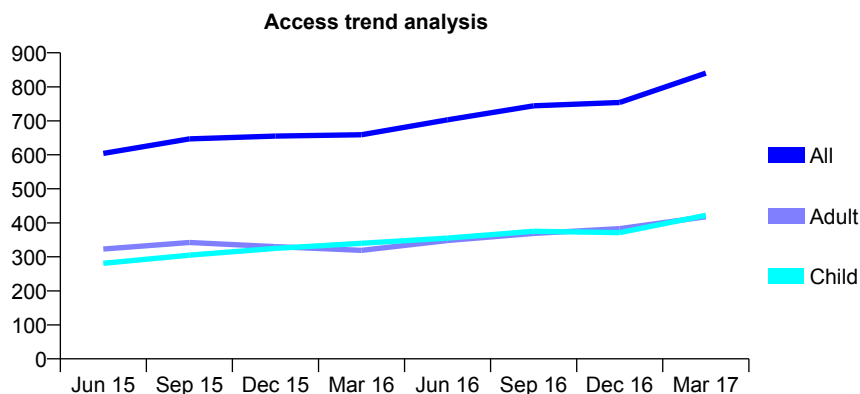
Q47 - Vital Signs At a Glance Contract Report for 160660/0008 - Year end March 2017

Name or company name	Blackpool PCT
Contract type name	PDS Contract
Purpose of contract	General
Contract start date	01/04/2006
Contract end date	

16/17 Contracted general activity (UDA)	2,903
Carry forward general activity (UDA)	0
16/17 Contracted orthodontic activity (UOA)	0
Carry forward orthodontic activity (UOA)	0
Baseline contract value	£0.00

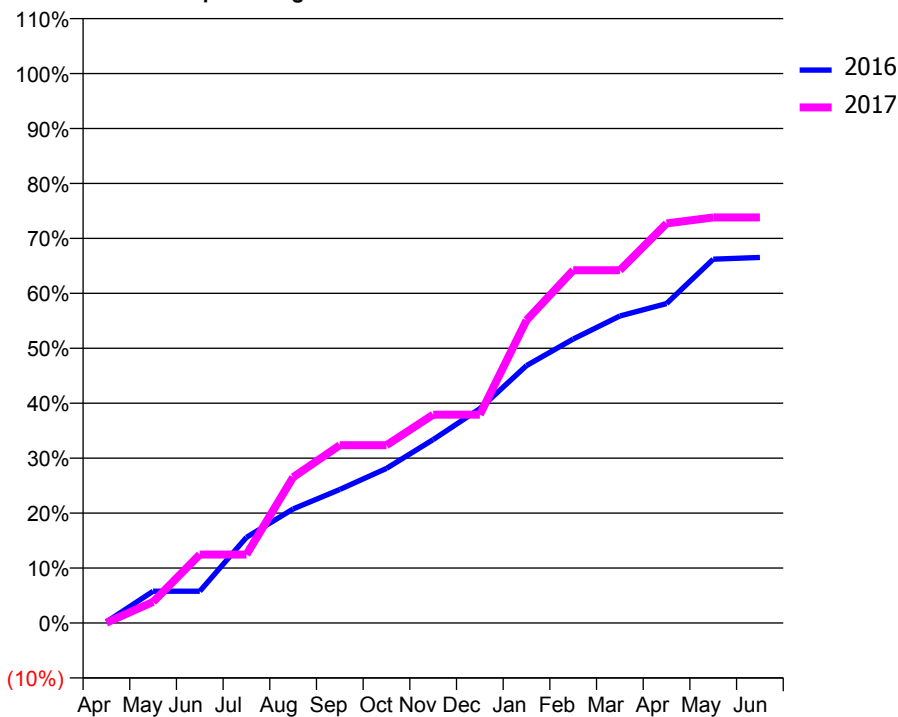
ACCESS*

Patients seen in 24 months	Total	Change since previous quarter
Quarter ending March 2016	659	
Quarter ending June 2016	703	↑
Quarter ending September 2016	744	↑
Quarter ending December 2016	754	→
Quarter ending March 2017	840	↑
Variance since March 2016	27.5%	↑



ACTIVITY

Cumulative percentage of contracted UDA delivered 2016 & 2017



Adjusted Scheduled Activity (UDA)

Month	2016	2017
April	6	2
May	168	112
June	168	362
July	453	362
August	603	770
September	705	939
October	817	939
November	969	1,101
December	1,132	1,101
January	1,360	1,600
February	1,500	1,864
March	1,622	1,864
April	1,688	2,111
May	1,922	2,143
June	1,931	2,143

QUALITY

	Quantity	Base Number	Contract	AT	Region	England
% of FP17s for the same patient ID Re-attending within 3 months - Children	32	655	4.9%	13.2%	13.3%	12.3%
% of FP17s for the same patient ID Re-attending within 3 months - Adults	72	636	11.3%	17.3%	17.3%	16.7%
% of FP17s for the same patient ID Re-attending between 3 & 9 months - Children	342	655	52.2%	56.9%	58.9%	57.6%
% of FP17s for the same patient ID Re-attending between 3 & 9 months - Adults	325	636	51.1%	50.6%	52.2%	50.1%
% of FP17s for Band 1 Urgent Courses	39	1,315	3.0%	10.9%	9.2%	9.1%
% of FP17s Relating to Free Repair or Replacements	5	1,315	0.4%	0.9%	1.0%	0.8%
% of FP17s Relating to Continuations	0	1,315	0.0%	1.2%	1.4%	1.2%
% of Patients satisfied with the dentistry they have received	0	0	N/A	92.2%	93.1%	92.8%
% of Patients satisfied with the time they had to wait for an appointment	0	0	N/A	88.3%	89.5%	88.7%

* This is based on patients treated on this contract for their most recent course of treatment. Figures in italics indicate the base number of FP17s or Patient Questionnaire responses are less than 100. N/A is shown where the base number of responses is less than 10 during the period. % is calculated as Quantity/Base number*100

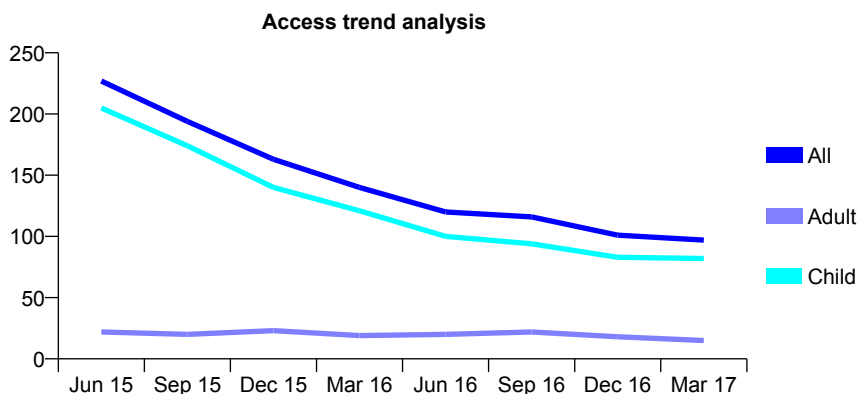
Q47 - Vital Signs At a Glance Contract Report for 160660/0009 - Year end March 2017

Name or company name	Blackpool PCT
Contract type name	PDS Contract
Purpose of contract	General
Contract start date	01/04/2006
Contract end date	

16/17 Contracted general activity (UDA)	2,208
Carry forward general activity (UDA)	0
16/17 Contracted orthodontic activity (UOA)	0
Carry forward orthodontic activity (UOA)	0
Baseline contract value	£0.00

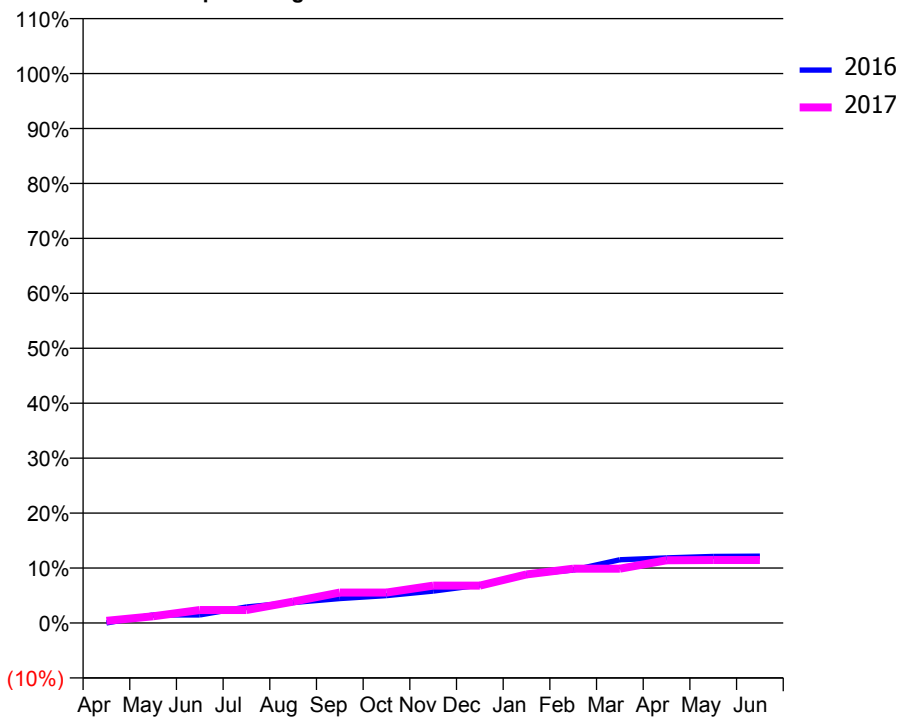
ACCESS*

Patients seen in 24 months	Total	Change since previous quarter
Quarter ending March 2016	140	
Quarter ending June 2016	120	↓
Quarter ending September 2016	116	↓
Quarter ending December 2016	101	↓
Quarter ending March 2017	97	↓
Variance since March 2016	(30.7%)	↓



ACTIVITY

Cumulative percentage of contracted UDA delivered 2016 & 2017



Month	Adjusted Scheduled Activity (UDA)	
	2016	2017
April	0	9
May	32	27
June	32	52
July	65	52
August	82	86
September	98	122
October	110	122
November	128	150
December	152	150
January	195	195
February	213	218
March	254	218
April	262	252
May	268	253
June	269	253

QUALITY

	Quantity	Base Number	Contract	AT	Region	England
% of FP17s for the same patient ID Re-attending within 3 months - Children	0	78	0.0%	13.2%	13.3%	12.3%
% of FP17s for the same patient ID Re-attending within 3 months - Adults	0	17	0.0%	17.3%	17.3%	16.7%
% of FP17s for the same patient ID Re-attending between 3 & 9 months - Children	1	78	1.3%	56.9%	58.9%	57.6%
% of FP17s for the same patient ID Re-attending between 3 & 9 months - Adults	0	17	0.0%	50.6%	52.2%	50.1%
% of FP17s for Band 1 Urgent Courses	1	102	1.0%	10.9%	9.2%	9.1%
% of FP17s Relating to Free Repair or Replacements	0	102	0.0%	0.9%	1.0%	0.8%
% of FP17s Relating to Continuations	0	102	0.0%	1.2%	1.4%	1.2%
% of Patients satisfied with the dentistry they have received	0	0	N/A	92.2%	93.1%	92.8%
% of Patients satisfied with the time they had to wait for an appointment	0	0	N/A	88.3%	89.5%	88.7%

* This is based on patients treated on this contract for their most recent course of treatment. Figures in italics indicate the base number of FP17s or Patient Questionnaire responses are less than 100. N/A is shown where the base number of responses is less than 10 during the period. % is calculated as Quantity/Base number*100

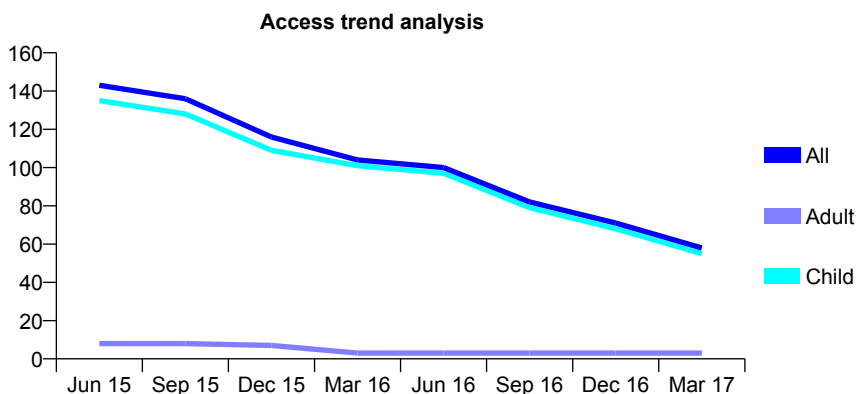
Q47 - Vital Signs At a Glance Contract Report for 160660/0011 - Year end March 2017

Name or company name	Blackpool PCT
Contract type name	PDS Contract
Purpose of contract	General
Contract start date	17/09/2009
Contract end date	

16/17 Contracted general activity (UDA)	3,390
Carry forward general activity (UDA)	0
16/17 Contracted orthodontic activity (UOA)	0
Carry forward orthodontic activity (UOA)	0
Baseline contract value	£0.00

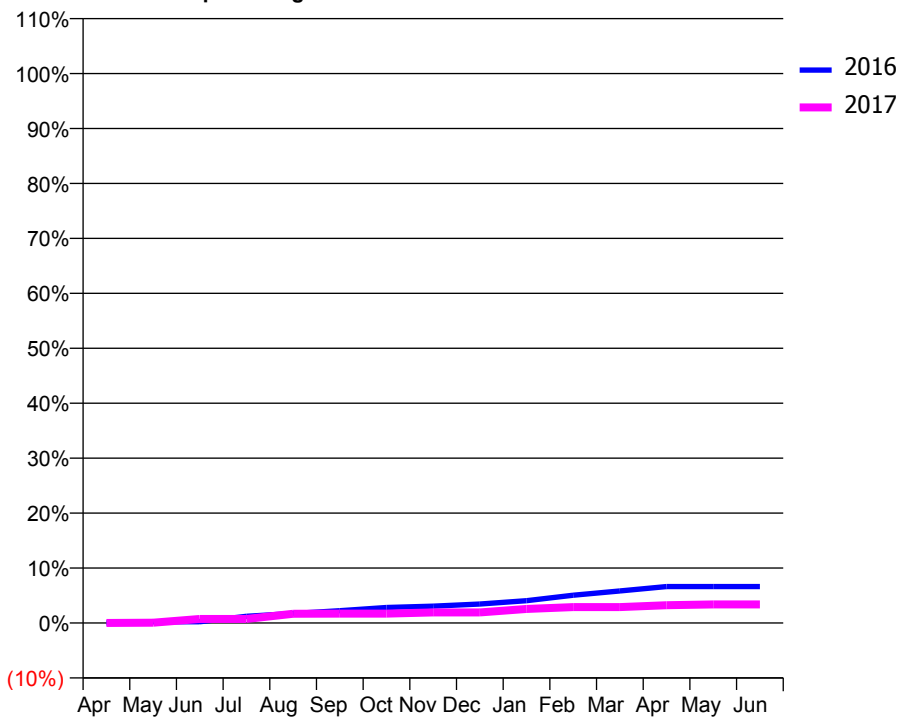
ACCESS*

Patients seen in 24 months	Total	Change since previous quarter
Quarter ending March 2016	104	
Quarter ending June 2016	100	↓
Quarter ending September 2016	82	↓
Quarter ending December 2016	71	↓
Quarter ending March 2017	58	↓
Variance since March 2016	(44.2%)	↓



ACTIVITY

Cumulative percentage of contracted UDA delivered 2016 & 2017



Adjusted Scheduled Activity (UDA)

Month	2016	2017
April	0	0
May	8	2
June	8	25
July	42	25
August	59	57
September	76	58
October	96	58
November	104	65
December	117	65
January	138	87
February	171	98
March	198	98
April	225	110
May	225	115
June	225	115

QUALITY

	Quantity	Base Number	Contract	AT	Region	England
% of FP17s for the same patient ID Re-attending within 3 months - Children	4	69	5.8%	13.2%	13.3%	12.3%
% of FP17s for the same patient ID Re-attending within 3 months - Adults	0	3	0.0%	17.3%	17.3%	16.7%
% of FP17s for the same patient ID Re-attending between 3 & 9 months - Children	23	69	33.3%	56.9%	58.9%	57.6%
% of FP17s for the same patient ID Re-attending between 3 & 9 months - Adults	0	3	0.0%	50.6%	52.2%	50.1%
% of FP17s for Band 1 Urgent Courses	0	74	0.0%	10.9%	9.2%	9.1%
% of FP17s Relating to Free Repair or Replacements	0	74	0.0%	0.9%	1.0%	0.8%
% of FP17s Relating to Continuations	0	74	0.0%	1.2%	1.4%	1.2%
% of Patients satisfied with the dentistry they have received	0	0	N/A	92.2%	93.1%	92.8%
% of Patients satisfied with the time they had to wait for an appointment	0	0	N/A	88.3%	89.5%	88.7%

* This is based on patients treated on this contract for their most recent course of treatment. Figures in italics indicate the base number of FP17s or Patient Questionnaire responses are less than 100. N/A is shown where the base number of responses is less than 10 during the period. % is calculated as Quantity/Base number*100

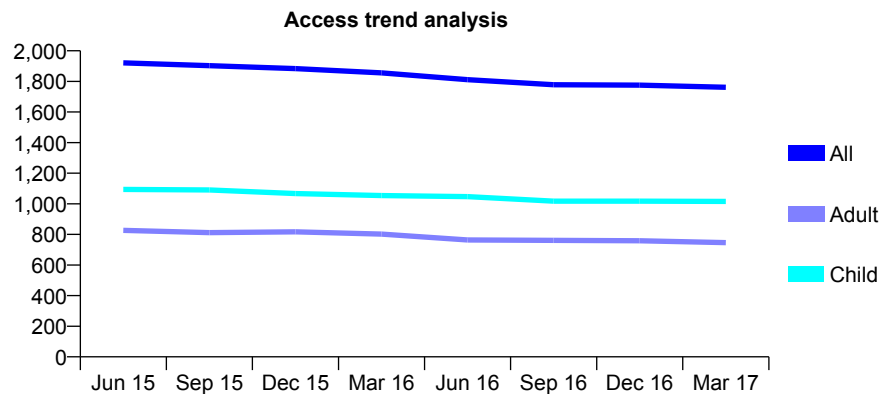
Q47 - Vital Signs At a Glance Contract Report for 161470/0001 - Year end March 2017

Name or company name	Cottage Dental Practice
Contract type name	GDS Contract
Purpose of contract	General
Contract start date	01/01/2011
Contract end date	

16/17 Contracted general activity (UDA)	5,004
Carry forward general activity (UDA)	110
16/17 Contracted orthodontic activity (UOA)	0
Carry forward orthodontic activity (UOA)	0
Baseline contract value	£145,812.02

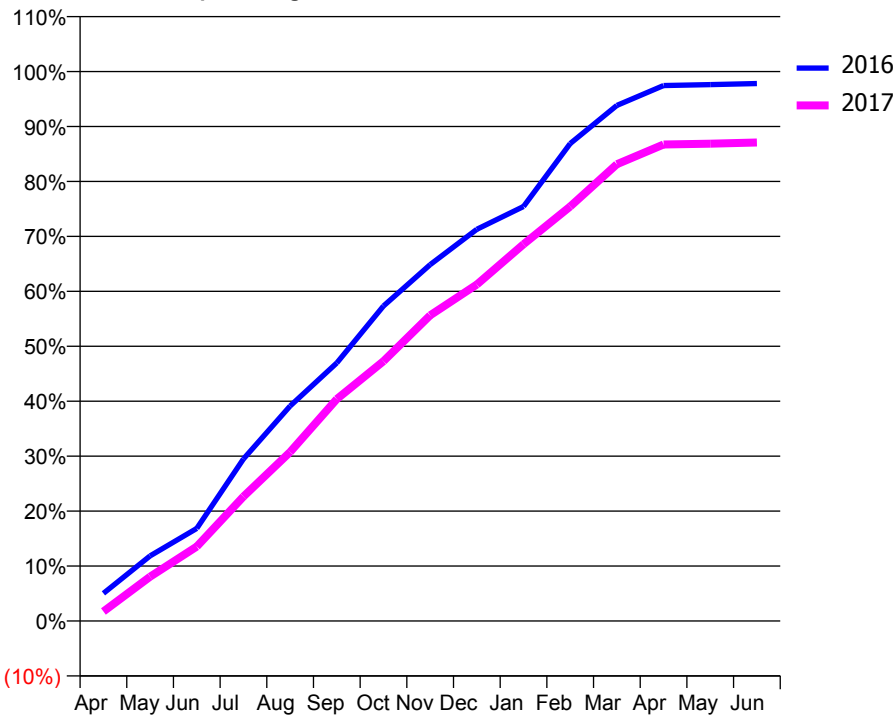
ACCESS*

Patients seen in 24 months	Total	Change since previous quarter
Quarter ending March 2016	1,856	
Quarter ending June 2016	1,811	↓
Quarter ending September 2016	1,778	↓
Quarter ending December 2016	1,776	→
Quarter ending March 2017	1,762	→
Variance since March 2016	(5.1%)	↓



ACTIVITY

Cumulative percentage of contracted UDA delivered 2016 & 2017



Month	Adjusted Scheduled Activity (UDA)	
	2016	2017
April	252	86
May	593	404
June	843	678
July	1,477	1,133
August	1,958	1,539
September	2,350	2,021
October	2,868	2,366
November	3,245	2,784
December	3,567	3,065
January	3,775	3,431
February	4,348	3,774
March	4,695	4,160
April	4,876	4,339
May	4,884	4,347
June	4,894	4,358

QUALITY

	Quantity	Base Number	Contract	AT	Region	England
% of FP17s for the same patient ID Re-attending within 3 months - Children	369	2,165	17.0%	13.2%	13.3%	12.3%
% of FP17s for the same patient ID Re-attending within 3 months - Adults	161	1,007	16.0%	17.3%	17.3%	16.7%
% of FP17s for the same patient ID Re-attending between 3 & 9 months - Children	1,464	2,165	67.6%	56.9%	58.9%	57.6%
% of FP17s for the same patient ID Re-attending between 3 & 9 months - Adults	646	1,007	64.2%	50.6%	52.2%	50.1%
% of FP17s for Band 1 Urgent Courses	130	3,161	4.1%	10.9%	9.2%	9.1%
% of FP17s Relating to Free Repair or Replacements	4	3,161	0.1%	0.9%	1.0%	0.8%
% of FP17s Relating to Continuations	13	3,161	0.4%	1.2%	1.4%	1.2%
% of Patients satisfied with the dentistry they have received	4	4	N/A	92.2%	93.1%	92.8%
% of Patients satisfied with the time they had to wait for an appointment	4	4	N/A	88.3%	89.5%	88.7%

* This is based on patients treated on this contract for their most recent course of treatment. Figures in italics indicate the base number of FP17s or Patient Questionnaire responses are less than 100. N/A is shown where the base number of responses is less than 10 during the period. % is calculated as Quantity/Base number*100

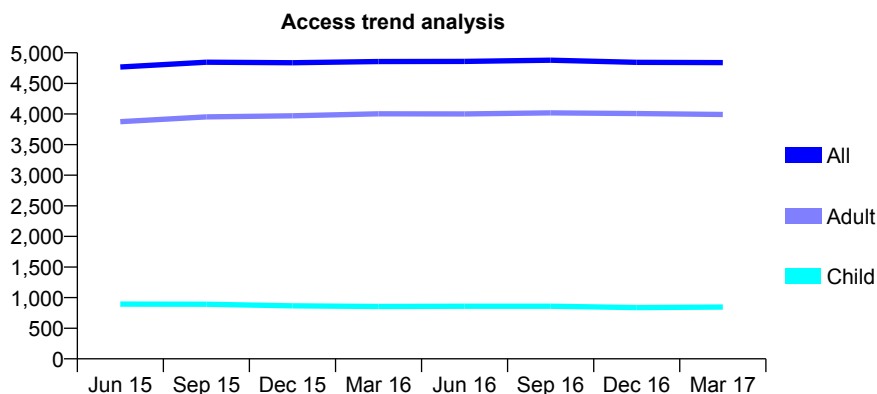
Q47 - Vital Signs At a Glance Contract Report for 164143/0001 - Year end March 2017

Name or company name	Warner Dental Practice Partnership
Contract type name	GDS Contract
Purpose of contract	General
Contract start date	01/08/2013
Contract end date	

16/17 Contracted general activity (UDA)	15,296
Carry forward general activity (UDA)	612
16/17 Contracted orthodontic activity (UOA)	0
Carry forward orthodontic activity (UOA)	0
Baseline contract value	£400,781.04

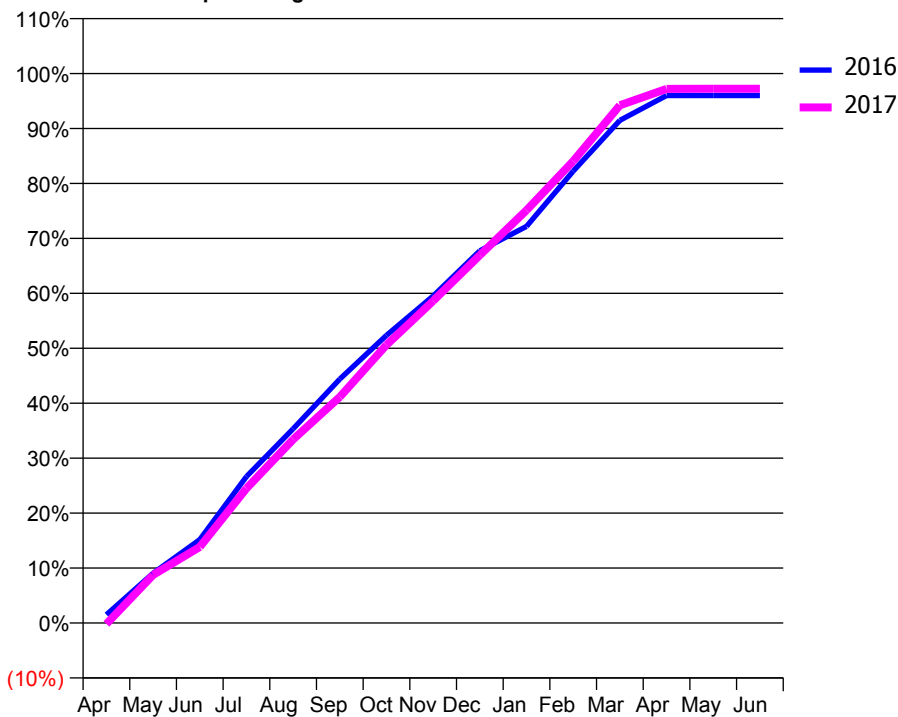
ACCESS*

Patients seen in 24 months	Total	Change since previous quarter
Quarter ending March 2016	4,858	
Quarter ending June 2016	4,859	→
Quarter ending September 2016	4,879	→
Quarter ending December 2016	4,844	→
Quarter ending March 2017	4,839	→
Variance since March 2016	(0.4%)	→



ACTIVITY

Cumulative percentage of contracted UDA delivered 2016 & 2017



Month	Adjusted Scheduled Activity (UDA)	
	2016	2017
April	233	-29
May	1,387	1,339
June	2,321	2,116
July	4,077	3,747
August	5,407	5,110
September	6,789	6,294
October	8,010	7,743
November	9,105	8,967
December	10,361	10,238
January	11,043	11,491
February	12,576	12,857
March	13,992	14,412
April	14,681	14,868
May	14,683	14,870
June	14,684	14,870

QUALITY

	Quantity	Base Number	Contract	AT	Region	England
% of FP17s for the same patient ID Re-attending within 3 months - Children	66	1,274	5.2%	13.2%	13.3%	12.3%
% of FP17s for the same patient ID Re-attending within 3 months - Adults	830	5,930	14.0%	17.3%	17.3%	16.7%
% of FP17s for the same patient ID Re-attending between 3 & 9 months - Children	658	1,274	51.6%	56.9%	58.9%	57.6%
% of FP17s for the same patient ID Re-attending between 3 & 9 months - Adults	2,725	5,930	46.0%	50.6%	52.2%	50.1%
% of FP17s for Band 1 Urgent Courses	558	7,102	7.9%	10.9%	9.2%	9.1%
% of FP17s Relating to Free Repair or Replacements	60	7,102	0.8%	0.9%	1.0%	0.8%
% of FP17s Relating to Continuations	161	7,102	2.3%	1.2%	1.4%	1.2%
% of Patients satisfied with the dentistry they have received	15	17	88.2%	92.2%	93.1%	92.8%
% of Patients satisfied with the time they had to wait for an appointment	9	17	52.9%	88.3%	89.5%	88.7%

* This is based on patients treated on this contract for their most recent course of treatment. Figures in italics indicate the base number of FP17s or Patient Questionnaire responses are less than 100. N/A is shown where the base number of responses is less than 10 during the period. % is calculated as Quantity/Base number*100

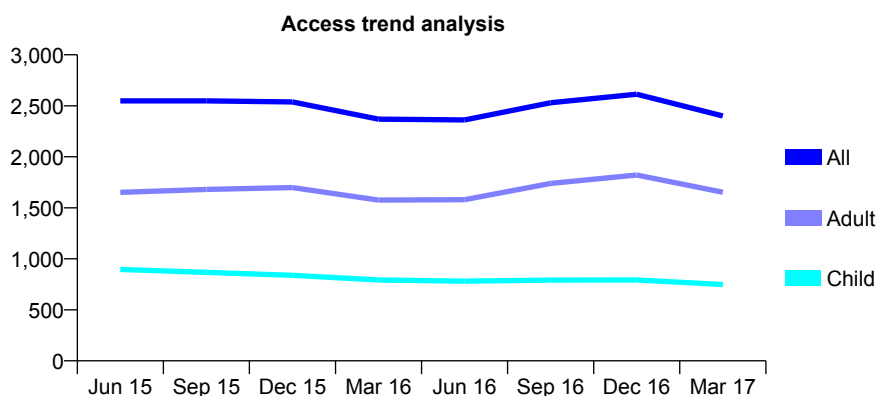
Q47 - Vital Signs At a Glance Contract Report for 166537/0001 - Year end March 2017

Name or company name	Shaw and Dhariwal - Rishton Dental Centre
Contract type name	GDS Contract
Purpose of contract	General and Orthodontic
Contract start date	01/08/2010
Contract end date	

16/17 Contracted general activity (UDA)	6,200
Carry forward general activity (UDA)	-121
16/17 Contracted orthodontic activity (UOA)	146
Carry forward orthodontic activity (UOA)	0
Baseline contract value	£200,505.17

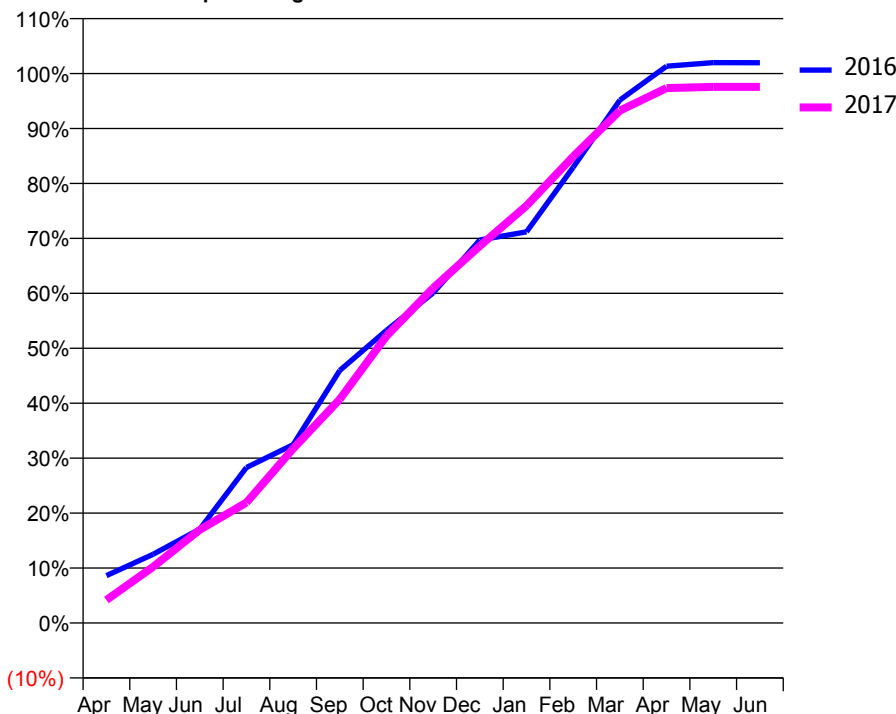
ACCESS*

Patients seen in 24 months	Total	Change since previous quarter
Quarter ending March 2016	2,369	
Quarter ending June 2016	2,361	→
Quarter ending September 2016	2,530	↑
Quarter ending December 2016	2,614	↑
Quarter ending March 2017	2,401	↓
Variance since March 2016	1.4%	→



ACTIVITY

Cumulative percentage of contracted UDA delivered 2016 & 2017



Month	Adjusted Scheduled Activity (UDA)	
	2016	2017
April	535	260
May	775	634
June	1,060	1,052
July	1,754	1,360
August	2,013	1,967
September	2,850	2,526
October	3,301	3,238
November	3,725	3,781
December	4,322	4,254
January	4,414	4,708
February	5,142	5,263
March	5,900	5,781
April	6,282	6,035
May	6,323	6,050
June	6,321	6,048

QUALITY

	Quantity	Base Number	Contract	AT	Region	England
% of FP17s for the same patient ID Re-attending within 3 months - Children	40	793	5.0%	13.2%	13.3%	12.3%
% of FP17s for the same patient ID Re-attending within 3 months - Adults	247	1,762	14.0%	17.3%	17.3%	16.7%
% of FP17s for the same patient ID Re-attending between 3 & 9 months - Children	323	793	40.7%	56.9%	58.9%	57.6%
% of FP17s for the same patient ID Re-attending between 3 & 9 months - Adults	526	1,762	29.9%	50.6%	52.2%	50.1%
% of FP17s for Band 1 Urgent Courses	327	2,567	12.7%	10.9%	9.2%	9.1%
% of FP17s Relating to Free Repair or Replacements	0	2,567	0.0%	0.9%	1.0%	0.8%
% of FP17s Relating to Continuations	13	2,567	0.5%	1.2%	1.4%	1.2%
% of Patients satisfied with the dentistry they have received	4	4	N/A	92.2%	93.1%	92.8%
% of Patients satisfied with the time they had to wait for an appointment	4	4	N/A	88.3%	89.5%	88.7%

* This is based on patients treated on this contract for their most recent course of treatment. Figures in italics indicate the base number of FP17s or Patient Questionnaire responses are less than 100. N/A is shown where the base number of responses is less than 10 during the period. % is calculated as Quantity/Base number*100

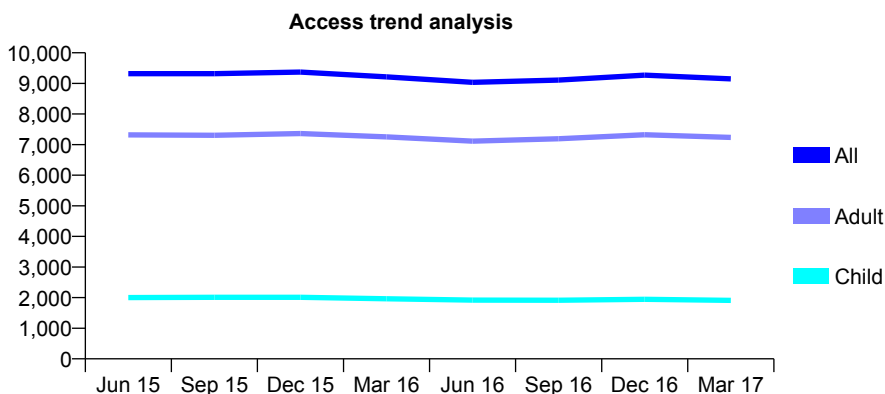
Q47 - Vital Signs At a Glance Contract Report for 167339/0001 - Year end March 2017

Name or company name	St Annes Dental Clinic Ltd
Contract type name	GDS Contract
Purpose of contract	General
Contract start date	06/04/2013
Contract end date	

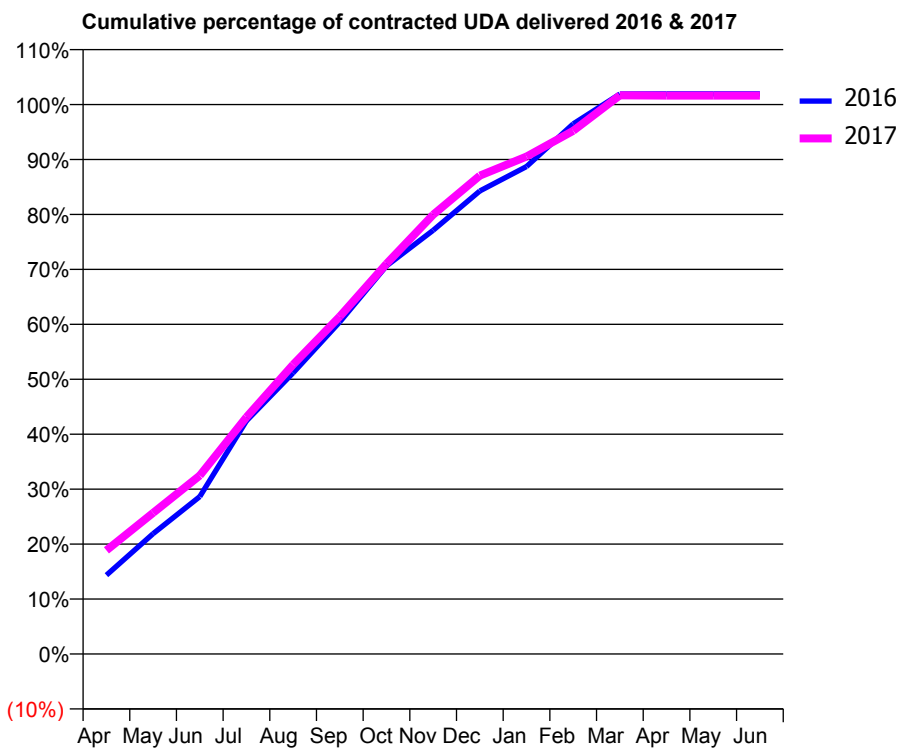
16/17 Contracted general activity (UDA)	27,421
Carry forward general activity (UDA)	-529
16/17 Contracted orthodontic activity (UOA)	0
Carry forward orthodontic activity (UOA)	0
Baseline contract value	£866,076.74

ACCESS*

Patients seen in 24 months	Total	Change since previous quarter
Quarter ending March 2016	9,214	
Quarter ending June 2016	9,035	↓
Quarter ending September 2016	9,108	→
Quarter ending December 2016	9,268	→
Quarter ending March 2017	9,148	↓
Variance since March 2016	(0.7%)	→



ACTIVITY



Month	Adjusted Scheduled Activity (UDA)	
	2016	2017
April	3,938	5,175
May	6,004	7,044
June	7,852	8,908
July	11,635	11,822
August	14,028	14,443
September	16,570	16,845
October	19,369	19,471
November	21,146	21,925
December	23,107	23,873
January	24,322	24,823
February	26,452	26,108
March	27,943	27,878
April	27,954	27,863
May	27,951	27,866
June	27,950	27,866

QUALITY

	Quantity	Base Number	Contract	AT	Region	England
% of FP17s for the same patient ID Re-attending within 3 months - Children	156	2,587	6.0%	13.2%	13.3%	12.3%
% of FP17s for the same patient ID Re-attending within 3 months - Adults	1,480	10,108	14.6%	17.3%	17.3%	16.7%
% of FP17s for the same patient ID Re-attending between 3 & 9 months - Children	1,470	2,587	56.8%	56.9%	58.9%	57.6%
% of FP17s for the same patient ID Re-attending between 3 & 9 months - Adults	5,461	10,108	54.0%	50.6%	52.2%	50.1%
% of FP17s for Band 1 Urgent Courses	940	12,686	7.4%	10.9%	9.2%	9.1%
% of FP17s Relating to Free Repair or Replacements	103	12,686	0.8%	0.9%	1.0%	0.8%
% of FP17s Relating to Continuations	122	12,686	1.0%	1.2%	1.4%	1.2%
% of Patients satisfied with the dentistry they have received	23	26	88.5%	92.2%	93.1%	92.8%
% of Patients satisfied with the time they had to wait for an appointment	22	26	84.6%	88.3%	89.5%	88.7%

* This is based on patients treated on this contract for their most recent course of treatment. Figures in italics indicate the base number of FP17s or Patient Questionnaire responses are less than 100. N/A is shown where the base number of responses is less than 10 during the period. % is calculated as Quantity/Base number*100

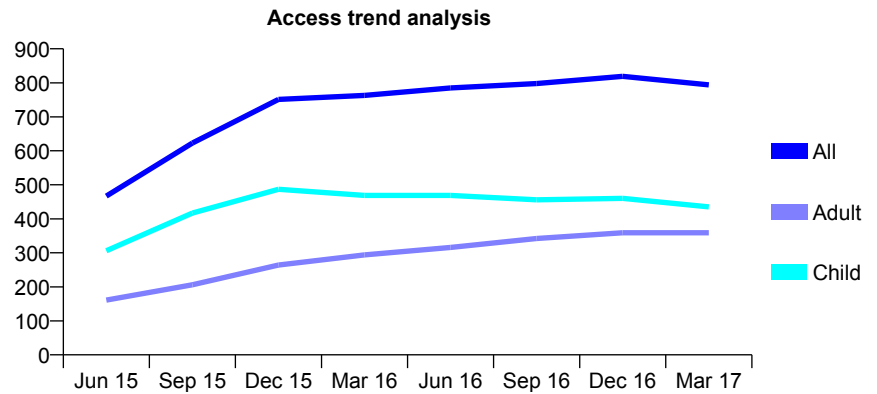
Q47 - Vital Signs At a Glance Contract Report for 167711/0001 - Year end March 2017

Name or company name	Bridge Dental Practice
Contract type name	GDS Contract
Purpose of contract	General and Orthodontic
Contract start date	01/09/2014
Contract end date	

16/17 Contracted general activity (UDA)	2,000
Carry forward general activity (UDA)	-40
16/17 Contracted orthodontic activity (UOA)	617
Carry forward orthodontic activity (UOA)	0
Baseline contract value	£80,887.20

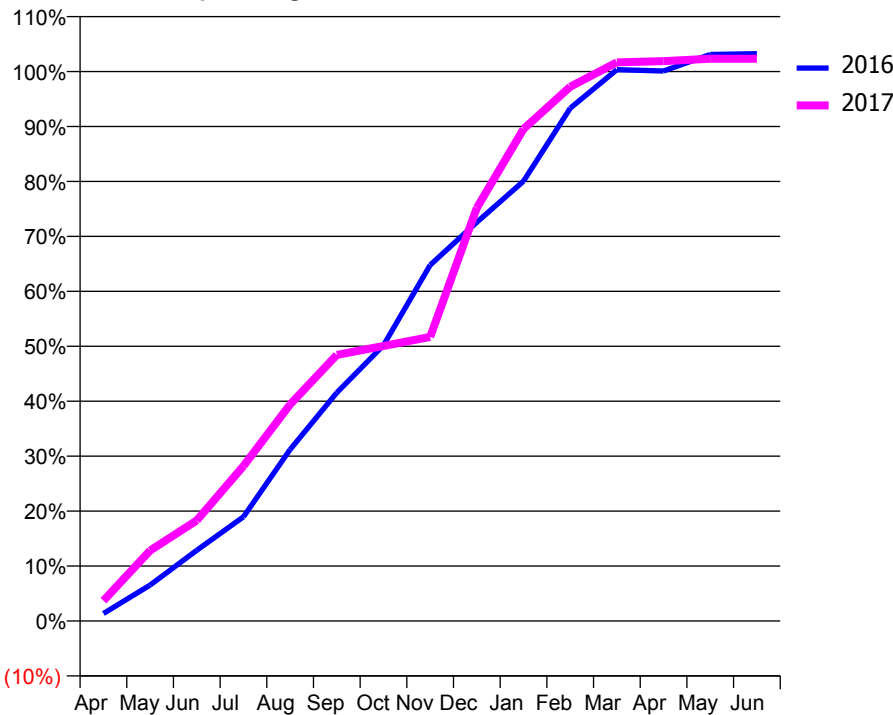
ACCESS*

Patients seen in 24 months	Total	Change since previous quarter
Quarter ending March 2016	763	
Quarter ending June 2016	785	↑
Quarter ending September 2016	798	→
Quarter ending December 2016	819	↑
Quarter ending March 2017	794	↓
Variance since March 2016	4.1%	↑



ACTIVITY

Cumulative percentage of contracted UDA delivered 2016 & 2017



Month	Adjusted Scheduled Activity (UDA)	
	2016	2017
April	27	74
May	131	257
June	257	366
July	379	564
August	624	788
September	831	969
October	1,003	1,001
November	1,296	1,034
December	1,451	1,504
January	1,601	1,791
February	1,866	1,945
March	2,007	2,033
April	2,002	2,038
May	2,062	2,047
June	2,065	2,047

QUALITY

	Quantity	Base Number	Contract	AT	Region	England
% of FP17s for the same patient ID Re-attending within 3 months - Children	113	645	17.5%	13.2%	13.3%	12.3%
% of FP17s for the same patient ID Re-attending within 3 months - Adults	124	484	25.6%	17.3%	17.3%	16.7%
% of FP17s for the same patient ID Re-attending between 3 & 9 months - Children	283	645	43.9%	56.9%	58.9%	57.6%
% of FP17s for the same patient ID Re-attending between 3 & 9 months - Adults	195	484	40.3%	50.6%	52.2%	50.1%
% of FP17s for Band 1 Urgent Courses	118	1,051	11.2%	10.9%	9.2%	9.1%
% of FP17s Relating to Free Repair or Replacements	1	1,051	0.1%	0.9%	1.0%	0.8%
% of FP17s Relating to Continuations	1	1,051	0.1%	1.2%	1.4%	1.2%
% of Patients satisfied with the dentistry they have received	0	0	N/A	92.2%	93.1%	92.8%
% of Patients satisfied with the time they had to wait for an appointment	0	0	N/A	88.3%	89.5%	88.7%

* This is based on patients treated on this contract for their most recent course of treatment. Figures in italics indicate the base number of FP17s or Patient Questionnaire responses are less than 100. N/A is shown where the base number of responses is less than 10 during the period. % is calculated as Quantity/Base number*100

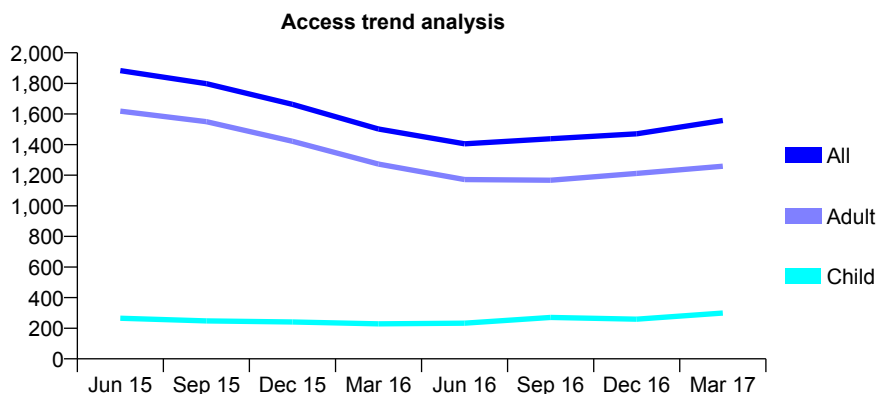
Q47 - Vital Signs At a Glance Contract Report for 168416/0001 - Year end March 2017

Name or company name	Dr Suresh Balasubramniam and Katherine
Contract type name	GDS Contract
Purpose of contract	General
Contract start date	01/04/2013
Contract end date	

16/17 Contracted general activity (UDA)	5,750
Carry forward general activity (UDA)	-115
16/17 Contracted orthodontic activity (UOA)	0
Carry forward orthodontic activity (UOA)	0
Baseline contract value	£185,371.31

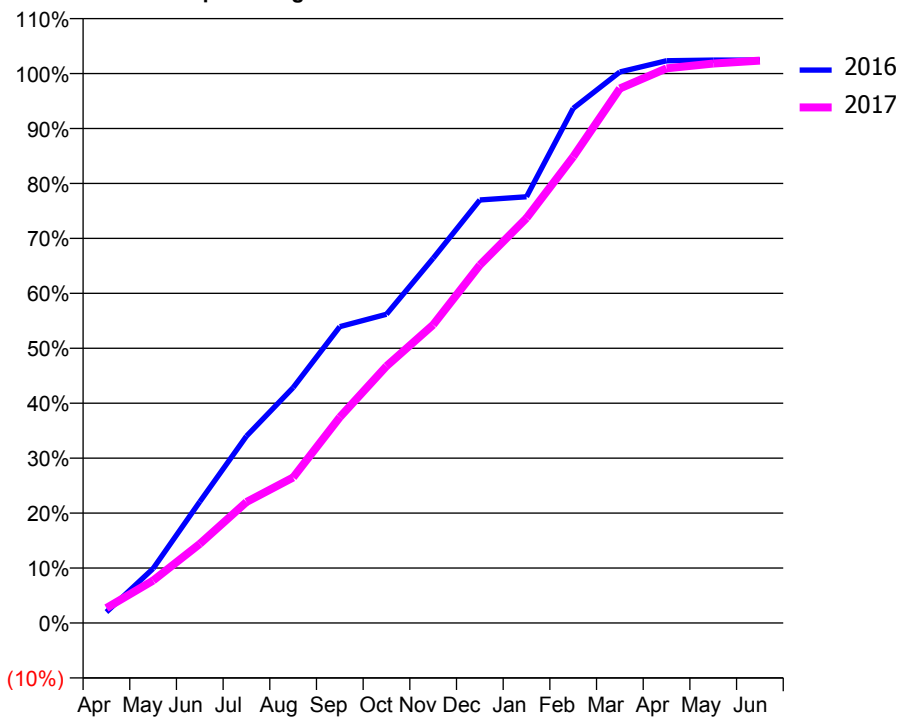
ACCESS*

Patients seen in 24 months	Total	Change since previous quarter
Quarter ending March 2016	1,502	
Quarter ending June 2016	1,405	↓
Quarter ending September 2016	1,438	↑
Quarter ending December 2016	1,471	↑
Quarter ending March 2017	1,558	↑
Variance since March 2016	3.7%	↑



ACTIVITY

Cumulative percentage of contracted UDA delivered 2016 & 2017



Adjusted Scheduled Activity (UDA)

Month	2016	2017
April	115	157
May	570	444
June	1,270	828
July	1,956	1,266
August	2,463	1,523
September	3,102	2,153
October	3,231	2,689
November	3,816	3,120
December	4,426	3,745
January	4,460	4,237
February	5,386	4,879
March	5,767	5,594
April	5,883	5,804
May	5,890	5,854
June	5,890	5,885

QUALITY

	Quantity	Base Number	Contract	AT	Region	England
% of FP17s for the same patient ID Re-attending within 3 months - Children	20	476	4.2%	13.2%	13.3%	12.3%
% of FP17s for the same patient ID Re-attending within 3 months - Adults	218	1,762	12.4%	17.3%	17.3%	16.7%
% of FP17s for the same patient ID Re-attending between 3 & 9 months - Children	217	476	45.6%	56.9%	58.9%	57.6%
% of FP17s for the same patient ID Re-attending between 3 & 9 months - Adults	768	1,762	43.6%	50.6%	52.2%	50.1%
% of FP17s for Band 1 Urgent Courses	158	2,325	6.8%	10.9%	9.2%	9.1%
% of FP17s Relating to Free Repair or Replacements	31	2,325	1.3%	0.9%	1.0%	0.8%
% of FP17s Relating to Continuations	70	2,325	3.0%	1.2%	1.4%	1.2%
% of Patients satisfied with the dentistry they have received	23	26	88.5%	92.2%	93.1%	92.8%
% of Patients satisfied with the time they had to wait for an appointment	24	26	92.3%	88.3%	89.5%	88.7%

* This is based on patients treated on this contract for their most recent course of treatment. Figures in italics indicate the base number of FP17s or Patient Questionnaire responses are less than 100. N/A is shown where the base number of responses is less than 10 during the period. % is calculated as Quantity/Base number*100

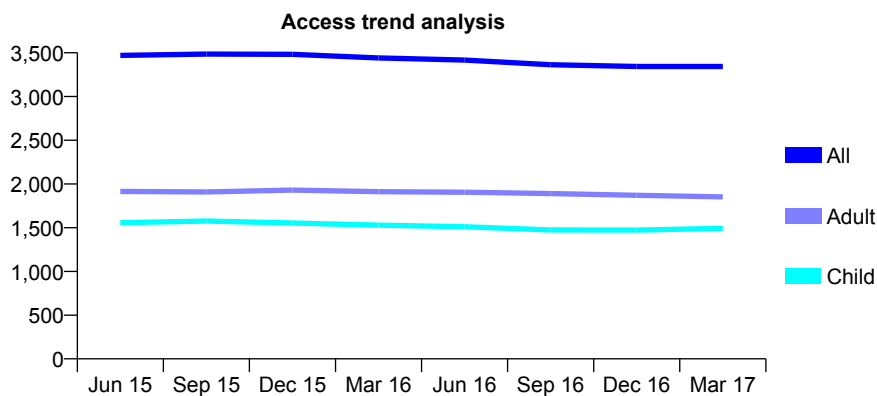
Q47 - Vital Signs At a Glance Contract Report for 168467/0001 - Year end March 2017

Name or company name	Schofield & Pickup
Contract type name	GDS Contract
Purpose of contract	General
Contract start date	22/10/2012
Contract end date	

16/17 Contracted general activity (UDA)	9,500
Carry forward general activity (UDA)	0
16/17 Contracted orthodontic activity (UOA)	0
Carry forward orthodontic activity (UOA)	0
Baseline contract value	£253,517.01

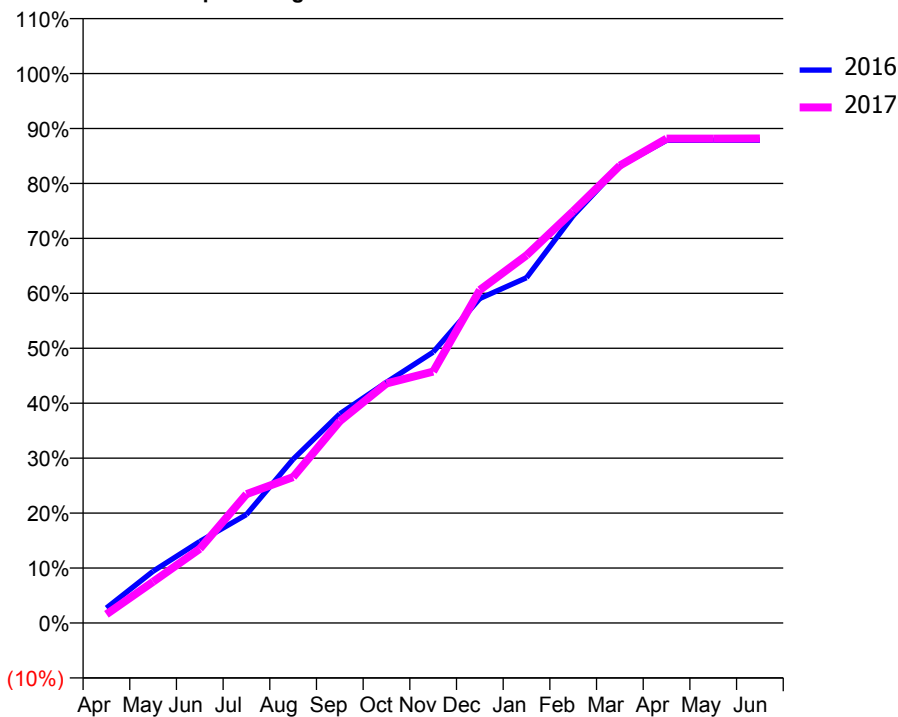
ACCESS*

Patients seen in 24 months	Total	Change since previous quarter
Quarter ending March 2016	3,441	
Quarter ending June 2016	3,417	→
Quarter ending September 2016	3,364	↓
Quarter ending December 2016	3,343	→
Quarter ending March 2017	3,344	→
Variance since March 2016	(2.8%)	↓



ACTIVITY

Cumulative percentage of contracted UDA delivered 2016 & 2017



Month	Adjusted Scheduled Activity (UDA)	
	2016	2017
April	260	151
May	897	713
June	1,409	1,284
July	1,875	2,227
August	2,833	2,524
September	3,616	3,489
October	4,162	4,143
November	4,684	4,346
December	5,610	5,759
January	5,970	6,357
February	7,041	7,120
March	7,902	7,908
April	8,345	8,375
May	8,347	8,375
June	8,347	8,376

QUALITY

	Quantity	Base Number	Contract	AT	Region	England
% of FP17s for the same patient ID Re-attending within 3 months - Children	244	2,660	9.2%	13.2%	13.3%	12.3%
% of FP17s for the same patient ID Re-attending within 3 months - Adults	325	2,568	12.7%	17.3%	17.3%	16.7%
% of FP17s for the same patient ID Re-attending between 3 & 9 months - Children	1,771	2,660	66.6%	56.9%	58.9%	57.6%
% of FP17s for the same patient ID Re-attending between 3 & 9 months - Adults	1,612	2,568	62.8%	50.6%	52.2%	50.1%
% of FP17s for Band 1 Urgent Courses	261	5,239	5.0%	10.9%	9.2%	9.1%
% of FP17s Relating to Free Repair or Replacements	39	5,239	0.7%	0.9%	1.0%	0.8%
% of FP17s Relating to Continuations	86	5,239	1.6%	1.2%	1.4%	1.2%
% of Patients satisfied with the dentistry they have received	7	7	N/A	92.2%	93.1%	92.8%
% of Patients satisfied with the time they had to wait for an appointment	7	7	N/A	88.3%	89.5%	88.7%

* This is based on patients treated on this contract for their most recent course of treatment. Figures in italics indicate the base number of FP17s or Patient Questionnaire responses are less than 100. N/A is shown where the base number of responses is less than 10 during the period. % is calculated as Quantity/Base number*100

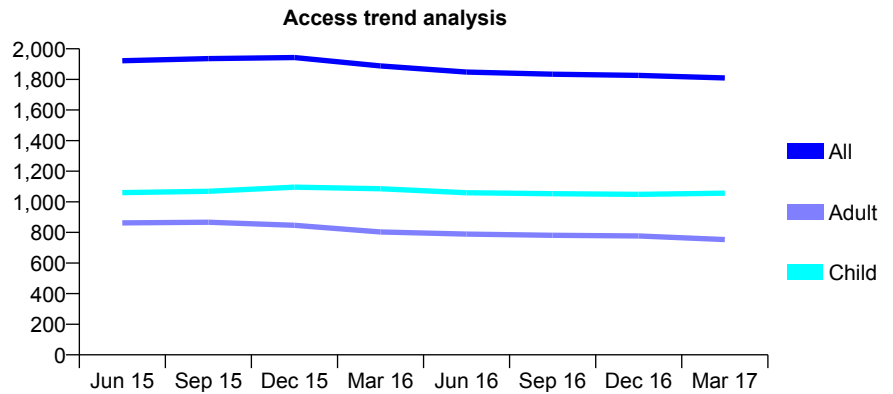
Q47 - Vital Signs At a Glance Contract Report for 171859/0004 - Year end March 2017

Name or company name	Oak Dental Care Limited
Contract type name	GDS Contract
Purpose of contract	General and Orthodontic
Contract start date	01/04/2009
Contract end date	

16/17 Contracted general activity (UDA)	4,600
Carry forward general activity (UDA)	29
16/17 Contracted orthodontic activity (UOA)	1,000
Carry forward orthodontic activity (UOA)	-20
Baseline contract value	£199,727.46

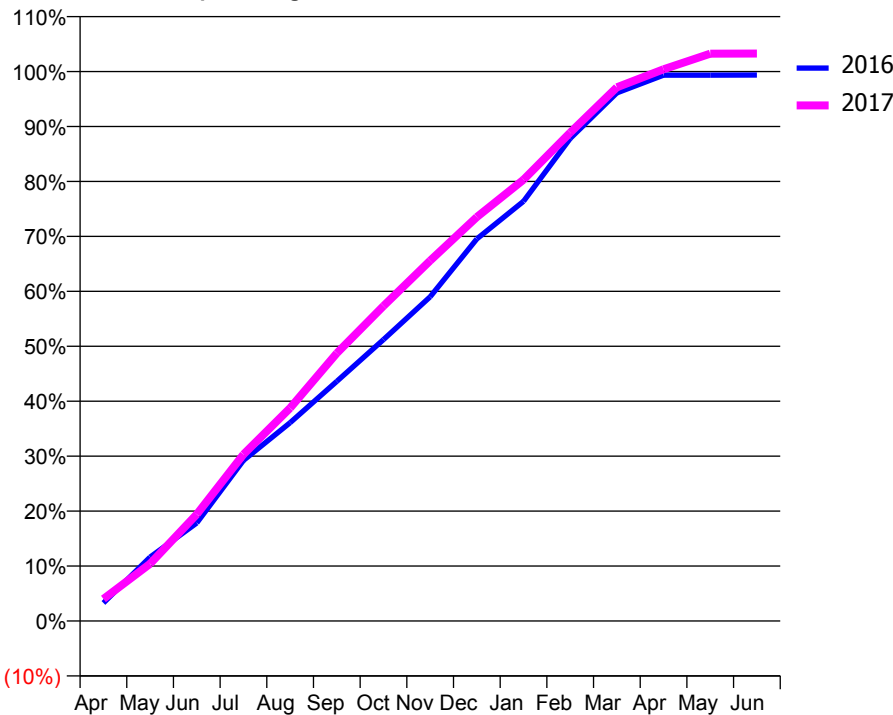
ACCESS*

Patients seen in 24 months	Total	Change since previous quarter
Quarter ending March 2016	1,888	
Quarter ending June 2016	1,848	↓
Quarter ending September 2016	1,834	→
Quarter ending December 2016	1,826	→
Quarter ending March 2017	1,810	→
Variance since March 2016	(4.1%)	↓



ACTIVITY

Cumulative percentage of contracted UDA delivered 2016 & 2017



Month	Adjusted Scheduled Activity (UDA)	
	2016	2017
April	152	185
May	535	479
June	821	894
July	1,345	1,395
August	1,660	1,783
September	2,006	2,242
October	2,356	2,637
November	2,715	3,016
December	3,198	3,382
January	3,514	3,694
February	4,039	4,089
March	4,421	4,468
April	4,570	4,619
May	4,570	4,749
June	4,571	4,750

QUALITY

	Quantity	Base Number	Contract	AT	Region	England
% of FP17s for the same patient ID Re-attending within 3 months - Children	147	1,565	9.4%	13.2%	13.3%	12.3%
% of FP17s for the same patient ID Re-attending within 3 months - Adults	200	824	24.3%	17.3%	17.3%	16.7%
% of FP17s for the same patient ID Re-attending between 3 & 9 months - Children	890	1,565	56.9%	56.9%	58.9%	57.6%
% of FP17s for the same patient ID Re-attending between 3 & 9 months - Adults	308	824	37.4%	50.6%	52.2%	50.1%
% of FP17s for Band 1 Urgent Courses	215	2,339	9.2%	10.9%	9.2%	9.1%
% of FP17s Relating to Free Repair or Replacements	0	2,339	0.0%	0.9%	1.0%	0.8%
% of FP17s Relating to Continuations	23	2,339	1.0%	1.2%	1.4%	1.2%
% of Patients satisfied with the dentistry they have received	4	4	N/A	92.2%	93.1%	92.8%
% of Patients satisfied with the time they had to wait for an appointment	4	4	N/A	88.3%	89.5%	88.7%

* This is based on patients treated on this contract for their most recent course of treatment. Figures in italics indicate the base number of FP17s or Patient Questionnaire responses are less than 100. N/A is shown where the base number of responses is less than 10 during the period. % is calculated as Quantity/Base number*100

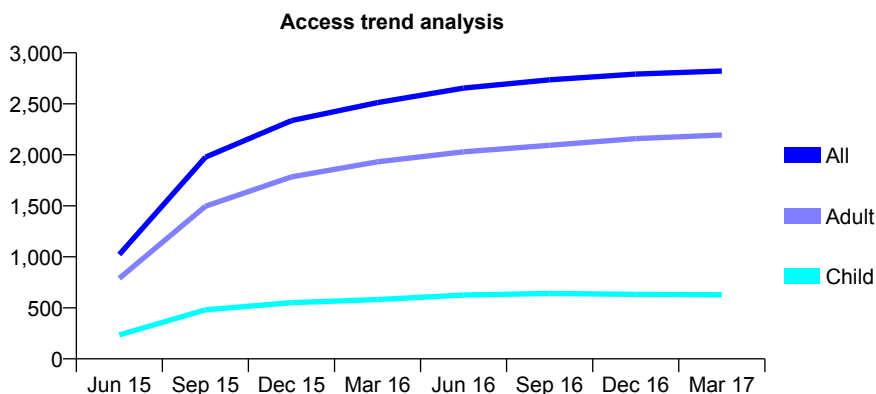
Q47 - Vital Signs At a Glance Contract Report for 175161/0001 - Year end March 2017

Name or company name	Arena Dental Care
Contract type name	GDS Contract
Purpose of contract	General
Contract start date	01/04/2015
Contract end date	

16/17 Contracted general activity (UDA)	10,034
Carry forward general activity (UDA)	394
16/17 Contracted orthodontic activity (UOA)	0
Carry forward orthodontic activity (UOA)	0
Baseline contract value	£244,501.25

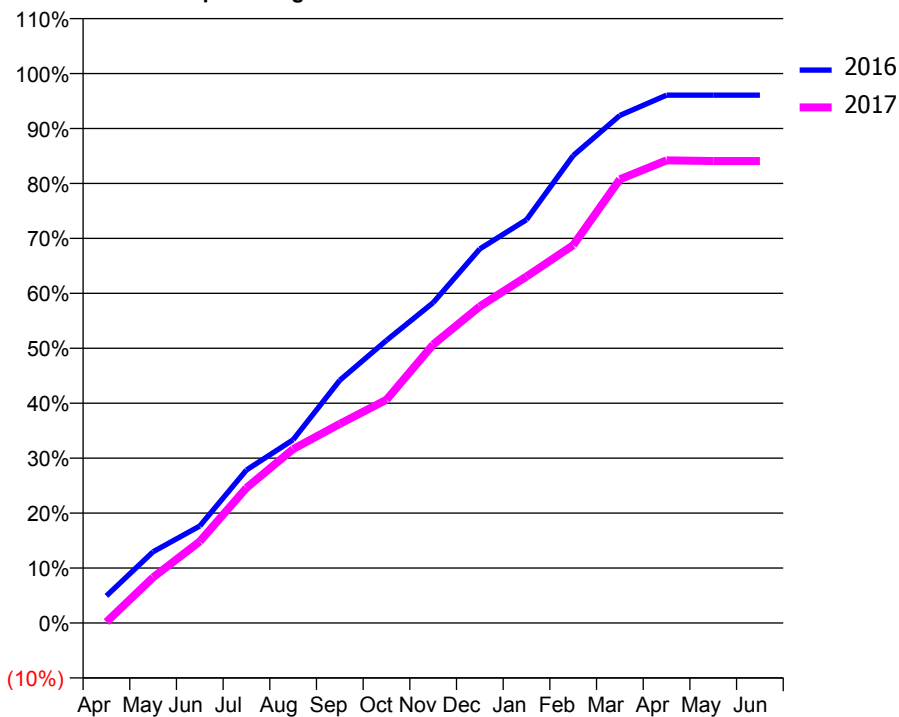
ACCESS*

Patients seen in 24 months	Total	Change since previous quarter
Quarter ending March 2016	2,512	
Quarter ending June 2016	2,654	↑
Quarter ending September 2016	2,735	↑
Quarter ending December 2016	2,791	↑
Quarter ending March 2017	2,822	→
Variance since March 2016	12.3%	↑



ACTIVITY

Cumulative percentage of contracted UDA delivered 2016 & 2017



Adjusted Scheduled Activity (UDA)

Month	2016	2017
April	494	18
May	1,300	834
June	1,770	1,489
July	2,792	2,468
August	3,344	3,176
September	4,429	3,637
October	5,156	4,077
November	5,843	5,084
December	6,824	5,782
January	7,358	6,327
February	8,526	6,900
March	9,260	8,103
April	9,630	8,448
May	9,630	8,436
June	9,630	8,436

QUALITY

	Quantity	Base Number	Contract	AT	Region	England
% of FP17s for the same patient ID Re-attending within 3 months - Children	72	972	7.4%	13.2%	13.3%	12.3%
% of FP17s for the same patient ID Re-attending within 3 months - Adults	605	3,392	17.8%	17.3%	17.3%	16.7%
% of FP17s for the same patient ID Re-attending between 3 & 9 months - Children	618	972	63.6%	56.9%	58.9%	57.6%
% of FP17s for the same patient ID Re-attending between 3 & 9 months - Adults	2,038	3,392	60.1%	50.6%	52.2%	50.1%
% of FP17s for Band 1 Urgent Courses	324	4,404	7.4%	10.9%	9.2%	9.1%
% of FP17s Relating to Free Repair or Replacements	40	4,404	0.9%	0.9%	1.0%	0.8%
% of FP17s Relating to Continuations	65	4,404	1.5%	1.2%	1.4%	1.2%
% of Patients satisfied with the dentistry they have received	4	4	N/A	92.2%	93.1%	92.8%
% of Patients satisfied with the time they had to wait for an appointment	4	4	N/A	88.3%	89.5%	88.7%

* This is based on patients treated on this contract for their most recent course of treatment. Figures in italics indicate the base number of FP17s or Patient Questionnaire responses are less than 100. N/A is shown where the base number of responses is less than 10 during the period. % is calculated as Quantity/Base number*100

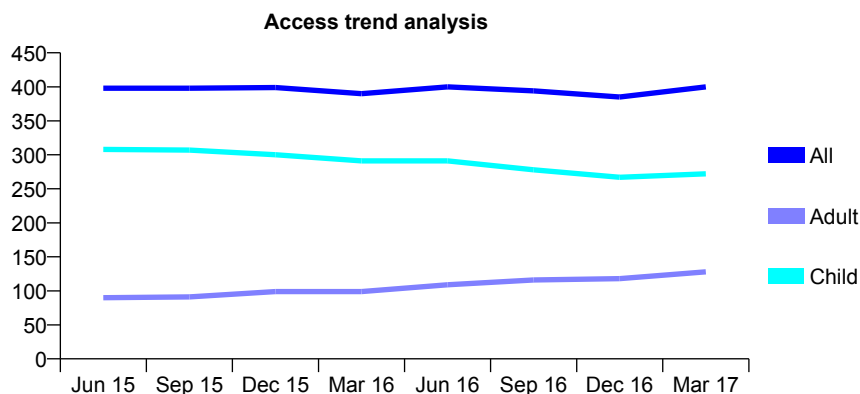
Q47 - Vital Signs At a Glance Contract Report for 176788/0001 - Year end March 2017

Name or company name	Parbold Dental Practice
Contract type name	GDS Contract
Purpose of contract	General
Contract start date	01/04/2012
Contract end date	

16/17 Contracted general activity (UDA)	950
Carry forward general activity (UDA)	-19
16/17 Contracted orthodontic activity (UOA)	0
Carry forward orthodontic activity (UOA)	0
Baseline contract value	£23,613.26

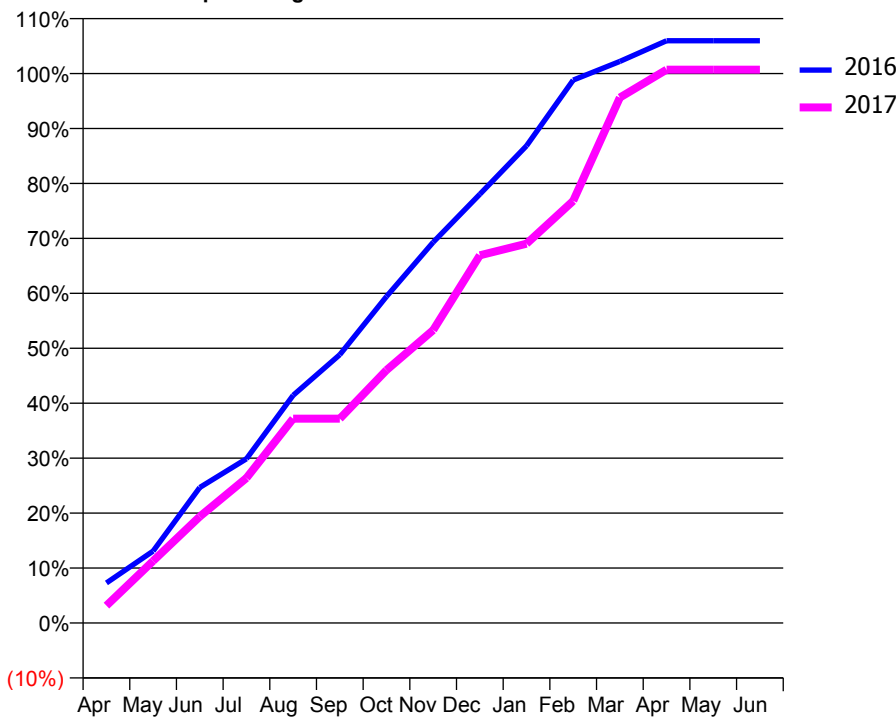
ACCESS*

Patients seen in 24 months	Total	Change since previous quarter
Quarter ending March 2016	390	
Quarter ending June 2016	400	↑
Quarter ending September 2016	394	↓
Quarter ending December 2016	385	↓
Quarter ending March 2017	400	↑
Variance since March 2016	2.6%	↑



ACTIVITY

Cumulative percentage of contracted UDA delivered 2016 & 2017



Adjusted Scheduled Activity (UDA)

Month	2016	2017
April	69	30
May	124	107
June	234	184
July	284	251
August	394	353
September	464	353
October	564	437
November	658	506
December	741	636
January	825	656
February	939	730
March	971	908
April	1,007	957
May	1,007	957
June	1,007	957

QUALITY

	Quantity	Base Number	Contract	AT	Region	England
% of FP17s for the same patient ID Re-attending within 3 months - Children	93	550	16.9%	13.2%	13.3%	12.3%
% of FP17s for the same patient ID Re-attending within 3 months - Adults	8	121	6.6%	17.3%	17.3%	16.7%
% of FP17s for the same patient ID Re-attending between 3 & 9 months - Children	345	550	62.7%	56.9%	58.9%	57.6%
% of FP17s for the same patient ID Re-attending between 3 & 9 months - Adults	74	121	61.2%	50.6%	52.2%	50.1%
% of FP17s for Band 1 Urgent Courses	33	661	5.0%	10.9%	9.2%	9.1%
% of FP17s Relating to Free Repair or Replacements	2	661	0.3%	0.9%	1.0%	0.8%
% of FP17s Relating to Continuations	1	661	0.2%	1.2%	1.4%	1.2%
% of Patients satisfied with the dentistry they have received	0	0	N/A	92.2%	93.1%	92.8%
% of Patients satisfied with the time they had to wait for an appointment	0	0	N/A	88.3%	89.5%	88.7%

* This is based on patients treated on this contract for their most recent course of treatment. Figures in italics indicate the base number of FP17s or Patient Questionnaire responses are less than 100. N/A is shown where the base number of responses is less than 10 during the period. % is calculated as Quantity/Base number*100

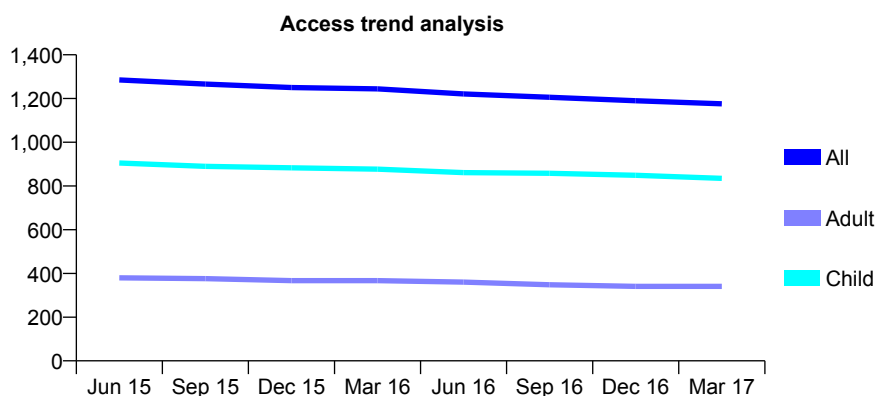
Q47 - Vital Signs At a Glance Contract Report for 177539/0001 - Year end March 2017

Name or company name	Bank View Smile Studios
Contract type name	GDS Contract
Purpose of contract	General
Contract start date	01/02/2010
Contract end date	

16/17 Contracted general activity (UDA)	4,177
Carry forward general activity (UDA)	-84
16/17 Contracted orthodontic activity (UOA)	0
Carry forward orthodontic activity (UOA)	0
Baseline contract value	£98,486.37

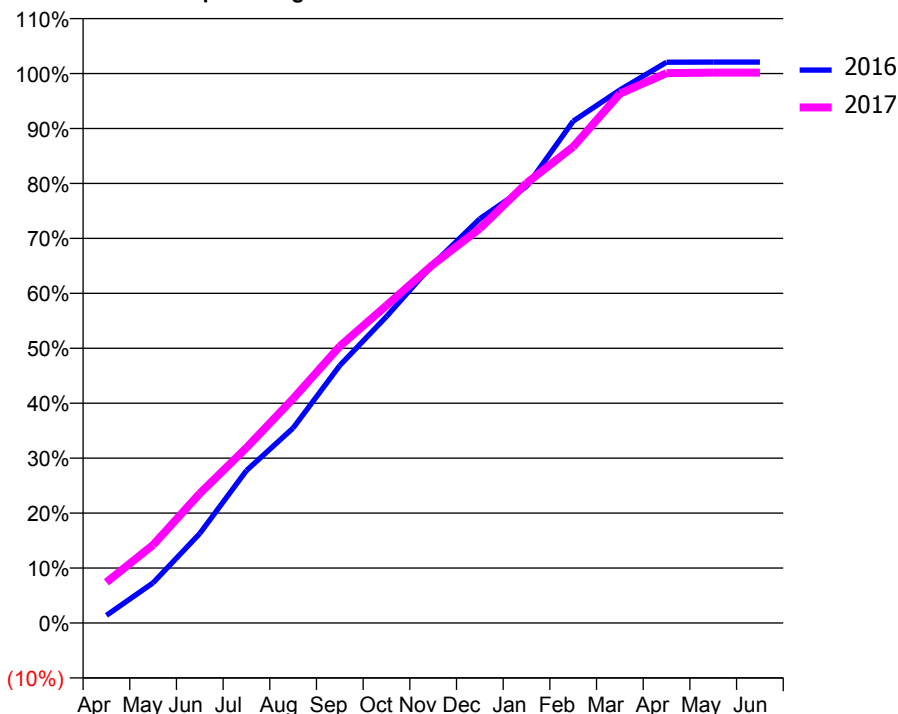
ACCESS*

Patients seen in 24 months	Total	Change since previous quarter
Quarter ending March 2016	1,244	
Quarter ending June 2016	1,221	↓
Quarter ending September 2016	1,206	↓
Quarter ending December 2016	1,190	↓
Quarter ending March 2017	1,176	↓
Variance since March 2016	(5.5%)	↓



ACTIVITY

Cumulative percentage of contracted UDA delivered 2016 & 2017



Adjusted Scheduled Activity (UDA)

Month	2016	2017
April	58	309
May	305	593
June	681	984
July	1,159	1,332
August	1,482	1,706
September	1,958	2,104
October	2,330	2,414
November	2,729	2,726
December	3,073	2,999
January	3,318	3,344
February	3,815	3,620
March	4,052	4,024
April	4,263	4,180
May	4,264	4,184
June	4,264	4,184

QUALITY

	Quantity	Base Number	Contract	AT	Region	England
% of FP17s for the same patient ID Re-attending within 3 months - Children	372	1,909	19.5%	13.2%	13.3%	12.3%
% of FP17s for the same patient ID Re-attending within 3 months - Adults	51	442	11.5%	17.3%	17.3%	16.7%
% of FP17s for the same patient ID Re-attending between 3 & 9 months - Children	1,274	1,909	66.7%	56.9%	58.9%	57.6%
% of FP17s for the same patient ID Re-attending between 3 & 9 months - Adults	306	442	69.2%	50.6%	52.2%	50.1%
% of FP17s for Band 1 Urgent Courses	115	2,318	5.0%	10.9%	9.2%	9.1%
% of FP17s Relating to Free Repair or Replacements	0	2,318	0.0%	0.9%	1.0%	0.8%
% of FP17s Relating to Continuations	0	2,318	0.0%	1.2%	1.4%	1.2%
% of Patients satisfied with the dentistry they have received	6	6	N/A	92.2%	93.1%	92.8%
% of Patients satisfied with the time they had to wait for an appointment	6	6	N/A	88.3%	89.5%	88.7%

* This is based on patients treated on this contract for their most recent course of treatment. Figures in italics indicate the base number of FP17s or Patient Questionnaire responses are less than 100. N/A is shown where the base number of responses is less than 10 during the period. % is calculated as Quantity/Base number*100

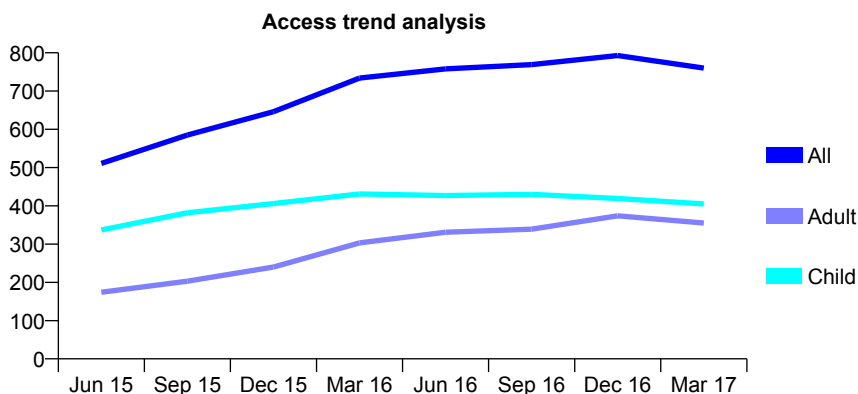
Q47 - Vital Signs At a Glance Contract Report for 181838/0001 - Year end March 2017

Name or company name	Mansion House Dental Practice
Contract type name	GDS Contract
Purpose of contract	General
Contract start date	01/12/2014
Contract end date	

16/17 Contracted general activity (UDA)	2,250
Carry forward general activity (UDA)	-39
16/17 Contracted orthodontic activity (UOA)	0
Carry forward orthodontic activity (UOA)	0
Baseline contract value	£62,525.58

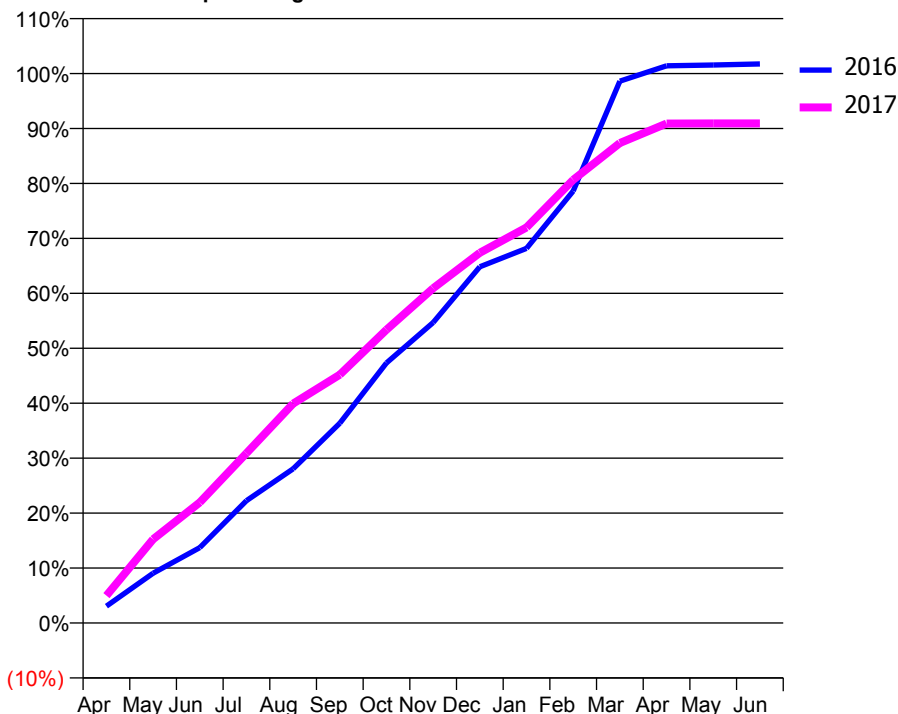
ACCESS*

Patients seen in 24 months	Total	Change since previous quarter
Quarter ending March 2016	734	
Quarter ending June 2016	758	↑
Quarter ending September 2016	769	→
Quarter ending December 2016	793	↑
Quarter ending March 2017	760	↓
Variance since March 2016	3.5%	↑



ACTIVITY

Cumulative percentage of contracted UDA delivered 2016 & 2017



Adjusted Scheduled Activity (UDA)

Month	2016	2017
April	69	112
May	204	343
June	309	494
July	501	696
August	631	899
September	818	1,017
October	1,065	1,201
November	1,231	1,371
December	1,459	1,516
January	1,534	1,620
February	1,769	1,815
March	2,219	1,965
April	2,282	2,045
May	2,285	2,046
June	2,289	2,046

QUALITY

	Quantity	Base Number	Contract	AT	Region	England
% of FP17s for the same patient ID Re-attending within 3 months - Children	99	737	13.4%	13.2%	13.3%	12.3%
% of FP17s for the same patient ID Re-attending within 3 months - Adults	70	411	17.0%	17.3%	17.3%	16.7%
% of FP17s for the same patient ID Re-attending between 3 & 9 months - Children	496	737	67.3%	56.9%	58.9%	57.6%
% of FP17s for the same patient ID Re-attending between 3 & 9 months - Adults	196	411	47.7%	50.6%	52.2%	50.1%
% of FP17s for Band 1 Urgent Courses	94	1,166	8.1%	10.9%	9.2%	9.1%
% of FP17s Relating to Free Repair or Replacements	1	1,166	0.1%	0.9%	1.0%	0.8%
% of FP17s Relating to Continuations	11	1,166	0.9%	1.2%	1.4%	1.2%
% of Patients satisfied with the dentistry they have received	5	5	N/A	92.2%	93.1%	92.8%
% of Patients satisfied with the time they had to wait for an appointment	5	5	N/A	88.3%	89.5%	88.7%

* This is based on patients treated on this contract for their most recent course of treatment. Figures in italics indicate the base number of FP17s or Patient Questionnaire responses are less than 100. N/A is shown where the base number of responses is less than 10 during the period. % is calculated as Quantity/Base number*100

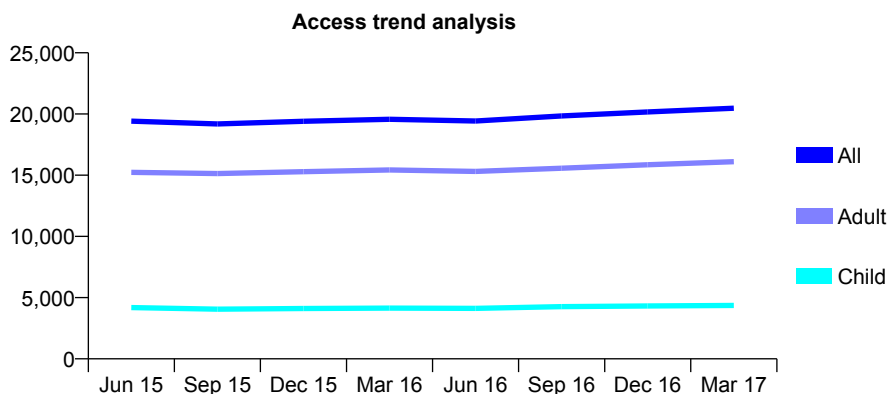
Q47 - Vital Signs At a Glance Contract Report for 182265/0001 - Year end March 2017

Name or company name	King Street Dental Surgery
Contract type name	GDS Contract
Purpose of contract	General
Contract start date	01/04/2009
Contract end date	

16/17 Contracted general activity (UDA)	74,660
Carry forward general activity (UDA)	2,090
16/17 Contracted orthodontic activity (UOA)	0
Carry forward orthodontic activity (UOA)	0
Baseline contract value	£2,133,691.68

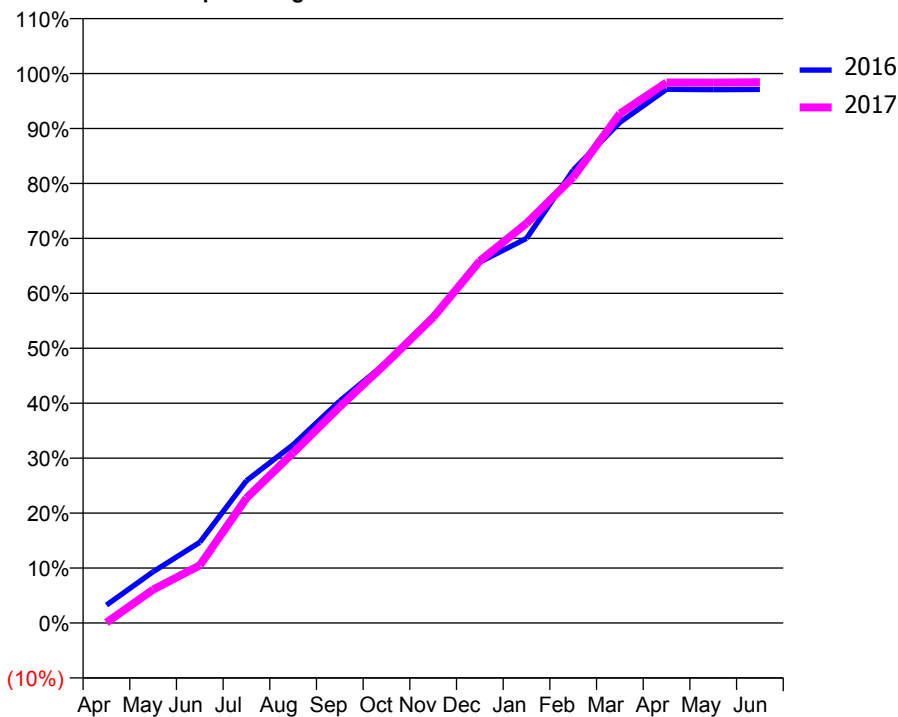
ACCESS*

Patients seen in 24 months	Total	Change since previous quarter
Quarter ending March 2016	19,574	
Quarter ending June 2016	19,428	→
Quarter ending September 2016	19,840	↑
Quarter ending December 2016	20,170	→
Quarter ending March 2017	20,470	→
Variance since March 2016	4.6%	↑



ACTIVITY

Cumulative percentage of contracted UDA delivered 2016 & 2017



Adjusted Scheduled Activity (UDA)

Month	2016	2017
April	2,356	60
May	6,720	4,530
June	10,570	7,827
July	18,650	16,989
August	23,369	23,131
September	29,092	29,400
October	34,144	35,334
November	40,191	41,529
December	47,276	49,204
January	50,393	54,306
February	59,338	60,571
March	65,585	69,218
April	69,924	73,448
May	69,881	73,421
June	69,903	73,471

QUALITY

	Quantity	Base Number	Contract	AT	Region	England
% of FP17s for the same patient ID Re-attending within 3 months - Children	617	6,671	9.2%	13.2%	13.3%	12.3%
% of FP17s for the same patient ID Re-attending within 3 months - Adults	4,492	25,537	17.6%	17.3%	17.3%	16.7%
% of FP17s for the same patient ID Re-attending between 3 & 9 months - Children	3,744	6,671	56.1%	56.9%	58.9%	57.6%
% of FP17s for the same patient ID Re-attending between 3 & 9 months - Adults	14,635	25,537	57.3%	50.6%	52.2%	50.1%
% of FP17s for Band 1 Urgent Courses	2,995	31,904	9.4%	10.9%	9.2%	9.1%
% of FP17s Relating to Free Repair or Replacements	538	31,904	1.7%	0.9%	1.0%	0.8%
% of FP17s Relating to Continuations	340	31,904	1.1%	1.2%	1.4%	1.2%
% of Patients satisfied with the dentistry they have received	53	55	96.4%	92.2%	93.1%	92.8%
% of Patients satisfied with the time they had to wait for an appointment	49	55	89.1%	88.3%	89.5%	88.7%

* This is based on patients treated on this contract for their most recent course of treatment. Figures in italics indicate the base number of FP17s or Patient Questionnaire responses are less than 100. N/A is shown where the base number of responses is less than 10 during the period. % is calculated as Quantity/Base number*100

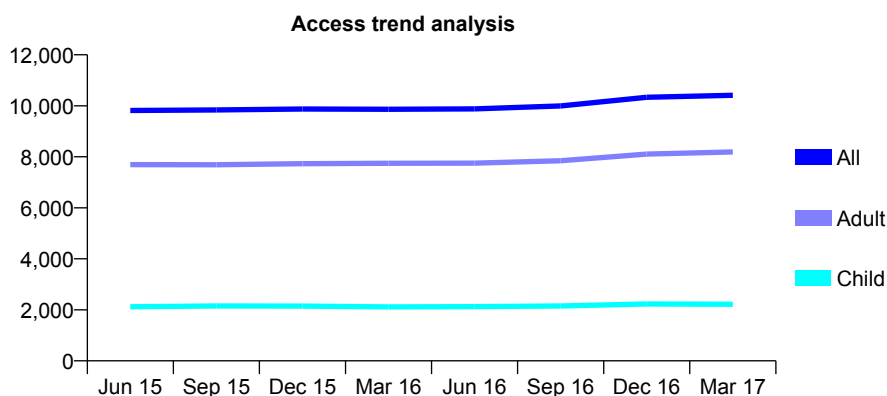
Q47 - Vital Signs At a Glance Contract Report for 183490/0001 - Year end March 2017

Name or company name	MAINSTREAM DENTAL CARE LTD
Contract type name	GDS Contract
Purpose of contract	General
Contract start date	01/04/2010
Contract end date	

16/17 Contracted general activity (UDA)	31,462
Carry forward general activity (UDA)	-428
16/17 Contracted orthodontic activity (UOA)	0
Carry forward orthodontic activity (UOA)	0
Baseline contract value	£915,025.26

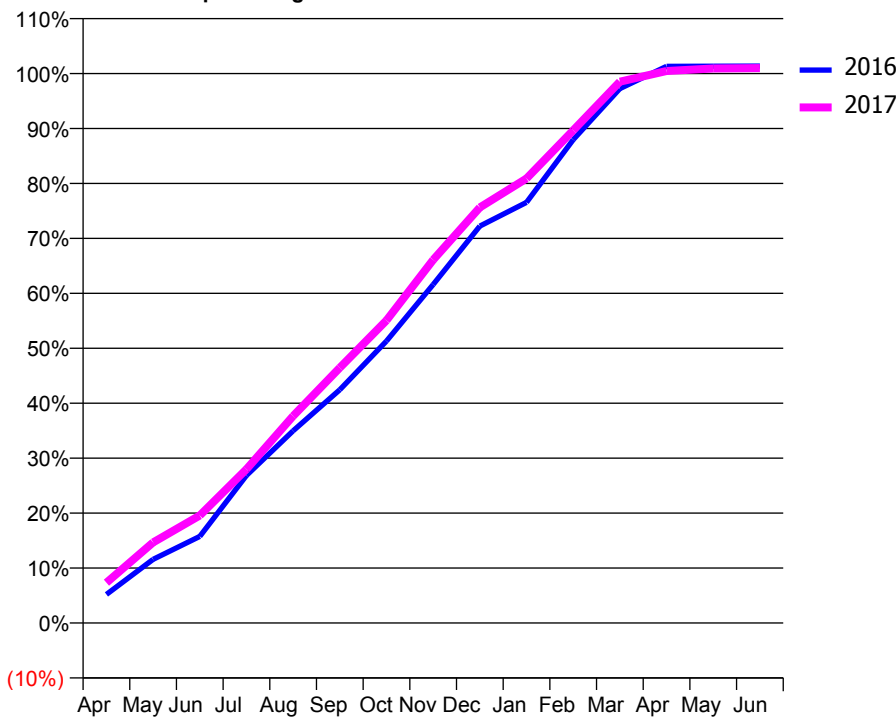
ACCESS*

Patients seen in 24 months	Total	Change since previous quarter
Quarter ending March 2016	9,865	
Quarter ending June 2016	9,879	→
Quarter ending September 2016	9,996	→
Quarter ending December 2016	10,337	↑
Quarter ending March 2017	10,413	→
Variance since March 2016	5.6%	↑



ACTIVITY

Cumulative percentage of contracted UDA delivered 2016 & 2017



Month	Adjusted Scheduled Activity (UDA)	
	2016	2017
April	1,634	2,312
May	3,648	4,619
June	4,958	6,157
July	8,450	8,810
August	11,003	11,853
September	13,355	14,620
October	16,142	17,327
November	19,380	20,796
December	22,723	23,795
January	24,087	25,454
February	27,669	28,207
March	30,599	30,995
April	31,869	31,603
May	31,878	31,748
June	31,890	31,775

QUALITY

	Quantity	Base Number	Contract	AT	Region	England
% of FP17s for the same patient ID Re-attending within 3 months - Children	294	3,610	8.1%	13.2%	13.3%	12.3%
% of FP17s for the same patient ID Re-attending within 3 months - Adults	1,693	12,294	13.8%	17.3%	17.3%	16.7%
% of FP17s for the same patient ID Re-attending between 3 & 9 months - Children	2,263	3,610	62.7%	56.9%	58.9%	57.6%
% of FP17s for the same patient ID Re-attending between 3 & 9 months - Adults	7,342	12,294	59.7%	50.6%	52.2%	50.1%
% of FP17s for Band 1 Urgent Courses	1,166	15,519	7.5%	10.9%	9.2%	9.1%
% of FP17s Relating to Free Repair or Replacements	252	15,519	1.6%	0.9%	1.0%	0.8%
% of FP17s Relating to Continuations	153	15,519	1.0%	1.2%	1.4%	1.2%
% of Patients satisfied with the dentistry they have received	26	28	92.9%	92.2%	93.1%	92.8%
% of Patients satisfied with the time they had to wait for an appointment	22	28	78.6%	88.3%	89.5%	88.7%

* This is based on patients treated on this contract for their most recent course of treatment. Figures in italics indicate the base number of FP17s or Patient Questionnaire responses are less than 100. N/A is shown where the base number of responses is less than 10 during the period. % is calculated as Quantity/Base number*100

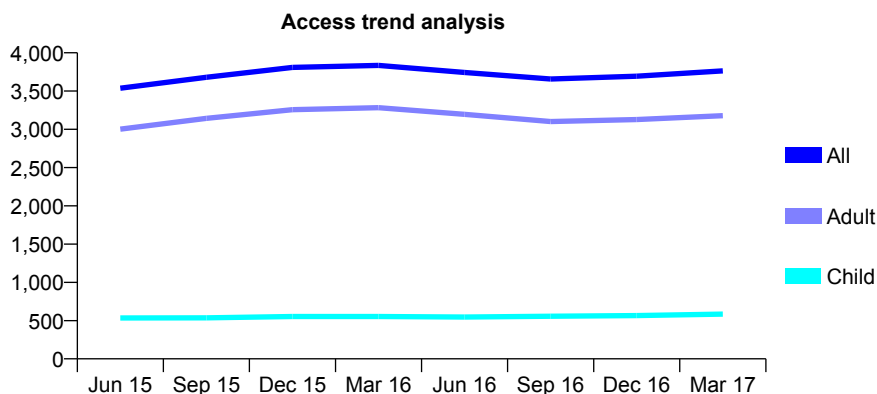
Q47 - Vital Signs At a Glance Contract Report for 183741/0001 - Year end March 2017

Name or company name	Windmill Dental Practice
Contract type name	GDS Contract
Purpose of contract	General
Contract start date	09/09/2013
Contract end date	

16/17 Contracted general activity (UDA)	12,522
Carry forward general activity (UDA)	-250
16/17 Contracted orthodontic activity (UOA)	0
Carry forward orthodontic activity (UOA)	0
Baseline contract value	£276,593.55

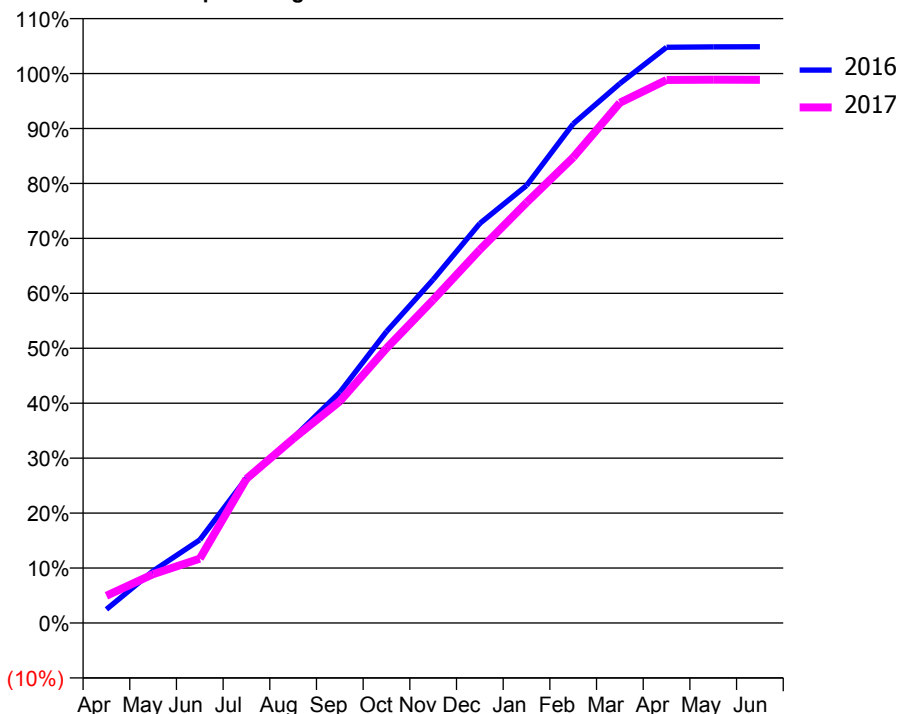
ACCESS*

Patients seen in 24 months	Total	Change since previous quarter
Quarter ending March 2016	3,835	
Quarter ending June 2016	3,743	↓
Quarter ending September 2016	3,658	↓
Quarter ending December 2016	3,694	→
Quarter ending March 2017	3,763	→
Variance since March 2016	(1.9%)	↓



ACTIVITY

Cumulative percentage of contracted UDA delivered 2016 & 2017



Adjusted Scheduled Activity (UDA)

Month	2016	2017
April	310	622
May	1,186	1,113
June	1,896	1,465
July	3,303	3,287
August	4,217	4,199
September	5,258	5,051
October	6,640	6,261
November	7,826	7,366
December	9,106	8,507
January	9,970	9,579
February	11,375	10,608
March	12,294	11,855
April	13,121	12,375
May	13,129	12,380
June	13,132	12,378

QUALITY

	Quantity	Base Number	Contract	AT	Region	England
% of FP17s for the same patient ID Re-attending within 3 months - Children	83	969	8.6%	13.2%	13.3%	12.3%
% of FP17s for the same patient ID Re-attending within 3 months - Adults	908	5,263	17.3%	17.3%	17.3%	16.7%
% of FP17s for the same patient ID Re-attending between 3 & 9 months - Children	576	969	59.4%	56.9%	58.9%	57.6%
% of FP17s for the same patient ID Re-attending between 3 & 9 months - Adults	3,270	5,263	62.1%	50.6%	52.2%	50.1%
% of FP17s for Band 1 Urgent Courses	622	6,150	10.1%	10.9%	9.2%	9.1%
% of FP17s Relating to Free Repair or Replacements	16	6,150	0.3%	0.9%	1.0%	0.8%
% of FP17s Relating to Continuations	14	6,150	0.2%	1.2%	1.4%	1.2%
% of Patients satisfied with the dentistry they have received	16	18	88.9%	92.2%	93.1%	92.8%
% of Patients satisfied with the time they had to wait for an appointment	14	18	77.8%	88.3%	89.5%	88.7%

* This is based on patients treated on this contract for their most recent course of treatment. Figures in italics indicate the base number of FP17s or Patient Questionnaire responses are less than 100. N/A is shown where the base number of responses is less than 10 during the period. % is calculated as Quantity/Base number*100

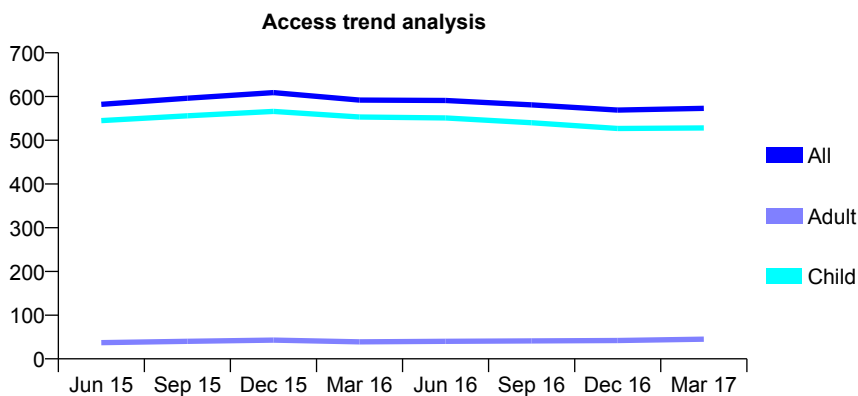
Q47 - Vital Signs At a Glance Contract Report for 183911/0001 - Year end March 2017

Name or company name	Southport Road Dental Practice
Contract type name	GDS Contract
Purpose of contract	General
Contract start date	28/05/2010
Contract end date	

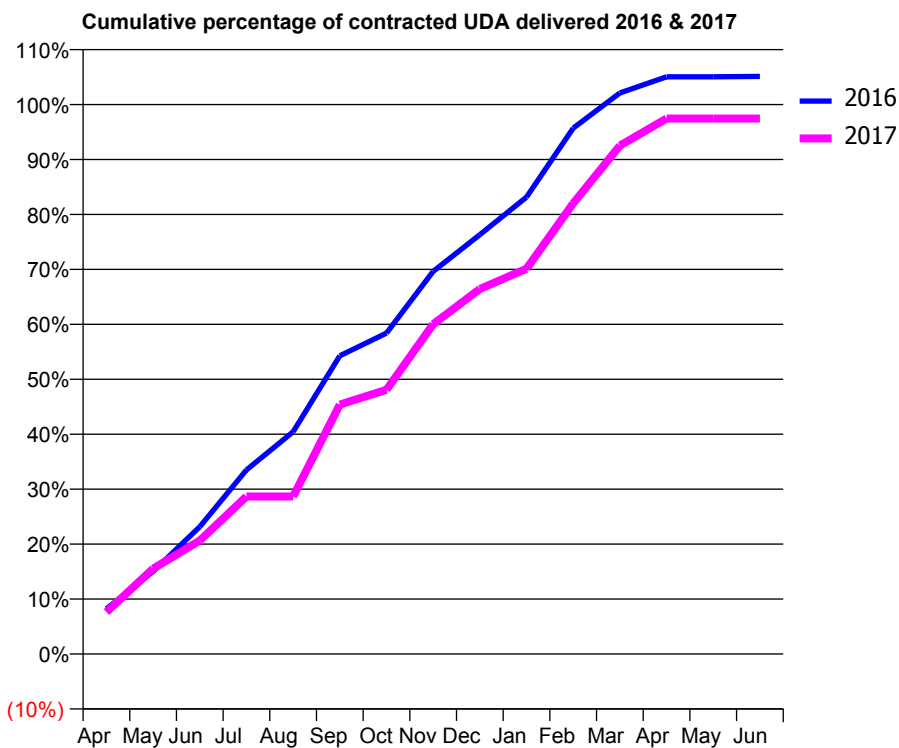
16/17 Contracted general activity (UDA)	1,367
Carry forward general activity (UDA)	-27
16/17 Contracted orthodontic activity (UOA)	0
Carry forward orthodontic activity (UOA)	0
Baseline contract value	£32,616.36

ACCESS*

Patients seen in 24 months	Total	Change since previous quarter
Quarter ending March 2016	592	
Quarter ending June 2016	591	→
Quarter ending September 2016	581	↓
Quarter ending December 2016	569	↓
Quarter ending March 2017	573	→
Variance since March 2016	(3.2%)	↓



ACTIVITY



Month	Adjusted Scheduled Activity (UDA)	
	2016	2017
April	112	104
May	205	212
June	317	282
July	458	392
August	553	392
September	742	620
October	798	657
November	952	820
December	1,043	908
January	1,137	958
February	1,308	1,121
March	1,396	1,265
April	1,436	1,332
May	1,436	1,332
June	1,437	1,332

QUALITY

	Quantity	Base Number	Contract	AT	Region	England
% of FP17s for the same patient ID Re-attending within 3 months - Children	78	928	8.4%	13.2%	13.3%	12.3%
% of FP17s for the same patient ID Re-attending within 3 months - Adults	0	0	N/A	17.3%	17.3%	16.7%
% of FP17s for the same patient ID Re-attending between 3 & 9 months - Children	659	928	71.0%	56.9%	58.9%	57.6%
% of FP17s for the same patient ID Re-attending between 3 & 9 months - Adults	0	0	N/A	50.6%	52.2%	50.1%
% of FP17s for Band 1 Urgent Courses	35	926	3.8%	10.9%	9.2%	9.1%
% of FP17s Relating to Free Repair or Replacements	0	926	0.0%	0.9%	1.0%	0.8%
% of FP17s Relating to Continuations	0	926	0.0%	1.2%	1.4%	1.2%
% of Patients satisfied with the dentistry they have received	1	1	N/A	92.2%	93.1%	92.8%
% of Patients satisfied with the time they had to wait for an appointment	1	1	N/A	88.3%	89.5%	88.7%

* This is based on patients treated on this contract for their most recent course of treatment. Figures in italics indicate the base number of FP17s or Patient Questionnaire responses are less than 100. N/A is shown where the base number of responses is less than 10 during the period. % is calculated as Quantity/Base number*100

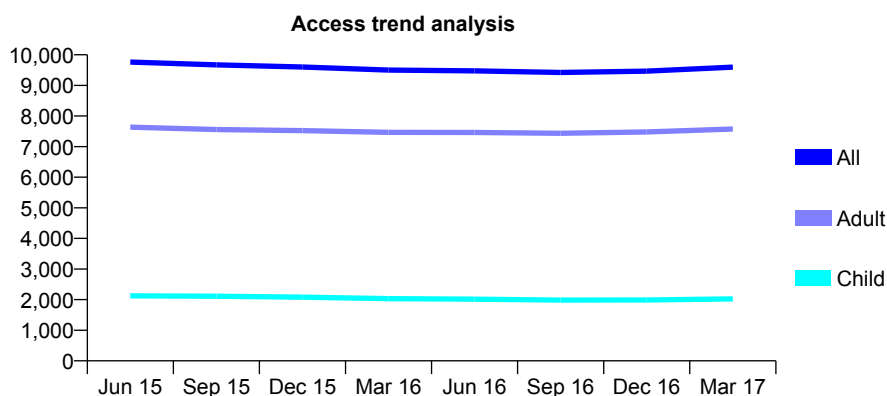
Q47 - Vital Signs At a Glance Contract Report for 184705/0001 - Year end March 2017

Name or company name	Hesketh Lane Dental Practice
Contract type name	GDS Contract
Purpose of contract	General
Contract start date	01/04/2013
Contract end date	

16/17 Contracted general activity (UDA)	27,309
Carry forward general activity (UDA)	284
16/17 Contracted orthodontic activity (UOA)	0
Carry forward orthodontic activity (UOA)	0
Baseline contract value	£766,817.07

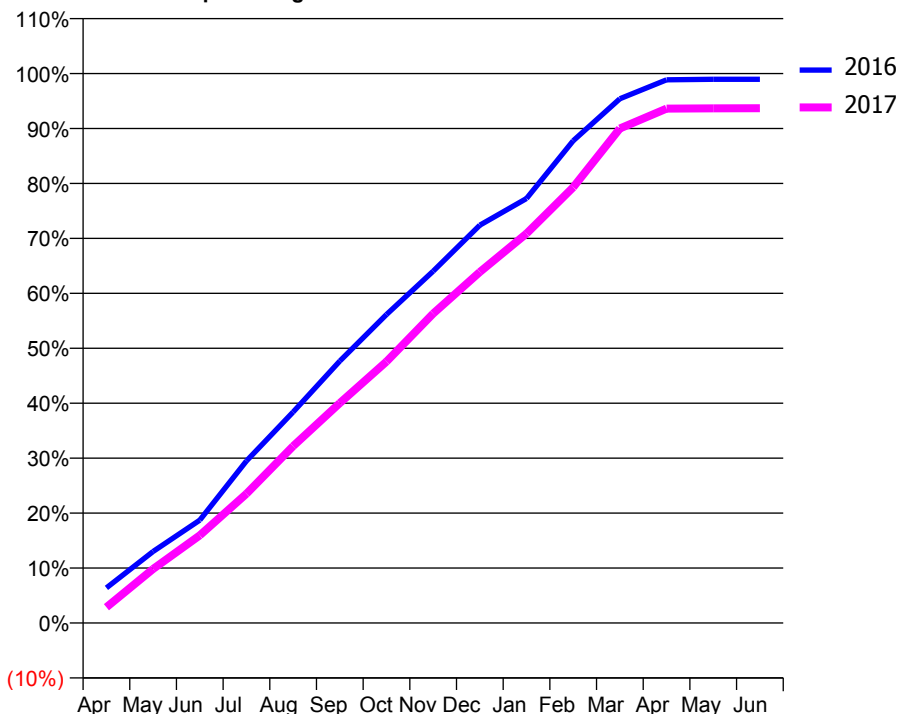
ACCESS*

Patients seen in 24 months	Total	Change since previous quarter
Quarter ending March 2016	9,499	
Quarter ending June 2016	9,477	→
Quarter ending September 2016	9,423	→
Quarter ending December 2016	9,468	→
Quarter ending March 2017	9,599	→
Variance since March 2016	1.1%	→



ACTIVITY

Cumulative percentage of contracted UDA delivered 2016 & 2017



Month	Adjusted Scheduled Activity (UDA)	
	2016	2017
April	1,748	787
May	3,557	2,687
June	5,113	4,358
July	8,057	6,422
August	10,485	8,789
September	13,019	10,935
October	15,331	12,994
November	17,483	15,377
December	19,773	17,448
January	21,098	19,355
February	23,964	21,651
March	26,055	24,579
April	26,996	25,564
May	27,021	25,578
June	27,025	25,581

QUALITY

	Quantity	Base Number	Contract	AT	Region	England
% of FP17s for the same patient ID Re-attending within 3 months - Children	360	3,690	9.8%	13.2%	13.3%	12.3%
% of FP17s for the same patient ID Re-attending within 3 months - Adults	2,025	12,417	16.3%	17.3%	17.3%	16.7%
% of FP17s for the same patient ID Re-attending between 3 & 9 months - Children	2,407	3,690	65.2%	56.9%	58.9%	57.6%
% of FP17s for the same patient ID Re-attending between 3 & 9 months - Adults	6,996	12,417	56.3%	50.6%	52.2%	50.1%
% of FP17s for Band 1 Urgent Courses	1,047	14,855	7.0%	10.9%	9.2%	9.1%
% of FP17s Relating to Free Repair or Replacements	43	14,855	0.3%	0.9%	1.0%	0.8%
% of FP17s Relating to Continuations	285	14,855	1.9%	1.2%	1.4%	1.2%
% of Patients satisfied with the dentistry they have received	23	25	92.0%	92.2%	93.1%	92.8%
% of Patients satisfied with the time they had to wait for an appointment	24	25	96.0%	88.3%	89.5%	88.7%

* This is based on patients treated on this contract for their most recent course of treatment. Figures in italics indicate the base number of FP17s or Patient Questionnaire responses are less than 100. N/A is shown where the base number of responses is less than 10 during the period. % is calculated as Quantity/Base number*100

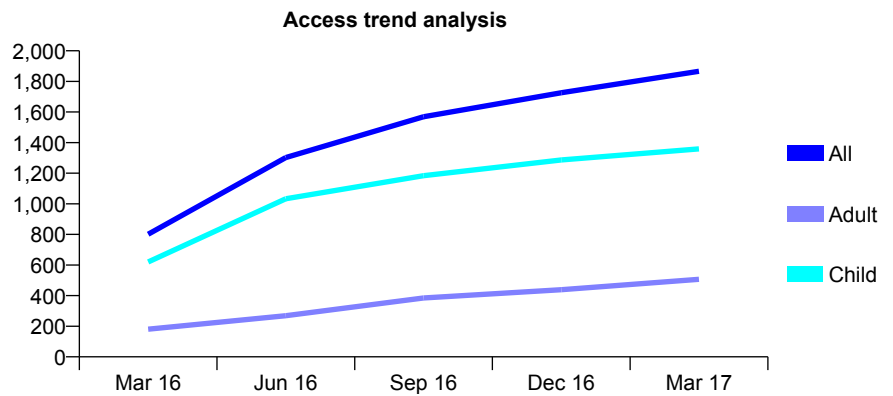
Q47 - Vital Signs At a Glance Contract Report for 185450/0001 - Year end March 2017

Name or company name	Matterson and Partners
Contract type name	GDS Contract
Purpose of contract	General and Orthodontic
Contract start date	01/01/2016
Contract end date	

16/17 Contracted general activity (UDA)	5,600
Carry forward general activity (UDA)	277
16/17 Contracted orthodontic activity (UOA)	2,427
Carry forward orthodontic activity (UOA)	-319
Baseline contract value	£300,548.96

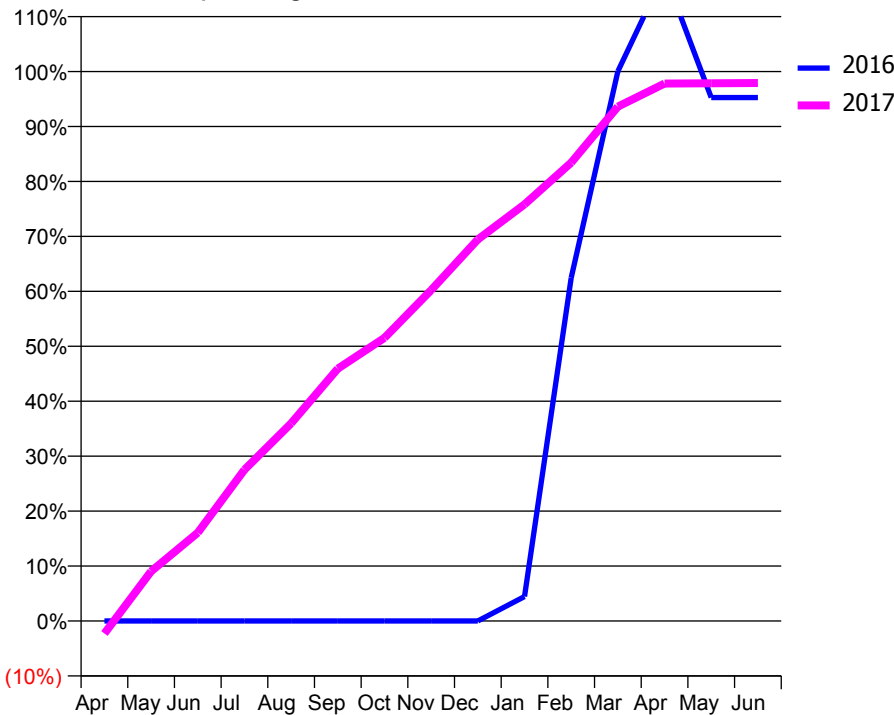
ACCESS*

Patients seen in 24 months	Total	Change since previous quarter
Quarter ending March 2016	801	
Quarter ending June 2016	1,302	↑
Quarter ending September 2016	1,569	↑
Quarter ending December 2016	1,726	↑
Quarter ending March 2017	1,866	↑
Variance since March 2016	133.0%	↑



ACTIVITY

Cumulative percentage of contracted UDA delivered 2016 & 2017



Month	Adjusted Scheduled Activity (UDA)	
	2016	2017
April	0	-128
May	0	506
June	0	900
July	0	1,542
August	0	2,014
September	0	2,572
October	0	2,885
November	0	3,372
December	0	3,889
January	62	4,245
February	874	4,672
March	1,400	5,243
April	1,650	5,477
May	1,334	5,480
June	1,334	5,483

QUALITY

	Quantity	Base Number	Contract	AT	Region	England
% of FP17s for the same patient ID Re-attending within 3 months - Children	337	2,851	11.8%	13.2%	13.3%	12.3%
% of FP17s for the same patient ID Re-attending within 3 months - Adults	116	688	16.9%	17.3%	17.3%	16.7%
% of FP17s for the same patient ID Re-attending between 3 & 9 months - Children	1,025	2,851	36.0%	56.9%	58.9%	57.6%
% of FP17s for the same patient ID Re-attending between 3 & 9 months - Adults	264	688	38.4%	50.6%	52.2%	50.1%
% of FP17s for Band 1 Urgent Courses	229	3,437	6.7%	10.9%	9.2%	9.1%
% of FP17s Relating to Free Repair or Replacements	3	3,437	0.1%	0.9%	1.0%	0.8%
% of FP17s Relating to Continuations	3	3,437	0.1%	1.2%	1.4%	1.2%
% of Patients satisfied with the dentistry they have received	1	1	N/A	92.2%	93.1%	92.8%
% of Patients satisfied with the time they had to wait for an appointment	1	1	N/A	88.3%	89.5%	88.7%

* This is based on patients treated on this contract for their most recent course of treatment. Figures in italics indicate the base number of FP17s or Patient Questionnaire responses are less than 100. N/A is shown where the base number of responses is less than 10 during the period. % is calculated as Quantity/Base number*100

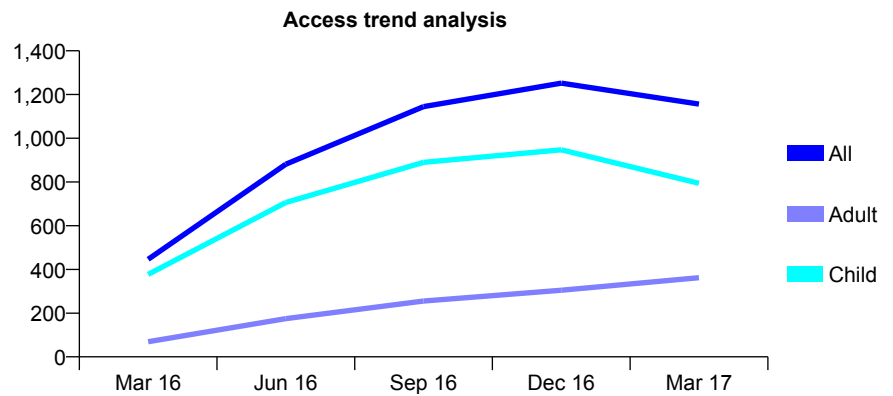
Q47 - Vital Signs At a Glance Contract Report for 185450/0002 - Year end March 2017

Name or company name	Matterson and Partners
Contract type name	GDS Contract
Purpose of contract	General and Orthodontic
Contract start date	01/01/2016
Contract end date	

16/17 Contracted general activity (UDA)	3,700
Carry forward general activity (UDA)	51
16/17 Contracted orthodontic activity (UOA)	5,196
Carry forward orthodontic activity (UOA)	-12
Baseline contract value	£439,201.00

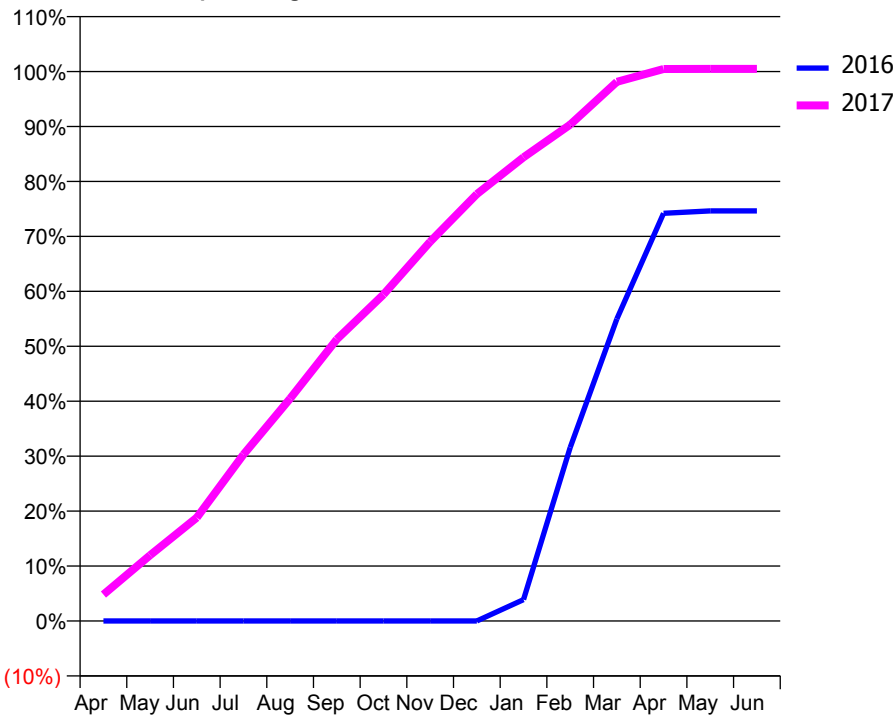
ACCESS*

Patients seen in 24 months	Total	Change since previous quarter
Quarter ending March 2016	446	
Quarter ending June 2016	881	↑
Quarter ending September 2016	1,145	↑
Quarter ending December 2016	1,252	↑
Quarter ending March 2017	1,156	↓
Variance since March 2016	159.2%	↑



ACTIVITY

Cumulative percentage of contracted UDA delivered 2016 & 2017



Month	Adjusted Scheduled Activity (UDA)	
	2016	2017
April	0	178
May	0	443
June	0	696
July	0	1,121
August	0	1,498
September	0	1,897
October	0	2,198
November	0	2,554
December	0	2,874
January	36	3,122
February	292	3,342
March	509	3,630
April	686	3,717
May	690	3,718
June	690	3,718

QUALITY

	Quantity	Base Number	Contract	AT	Region	England
% of FP17s for the same patient ID Re-attending within 3 months - Children	366	2,664	13.7%	13.2%	13.3%	12.3%
% of FP17s for the same patient ID Re-attending within 3 months - Adults	99	580	17.1%	17.3%	17.3%	16.7%
% of FP17s for the same patient ID Re-attending between 3 & 9 months - Children	692	2,664	26.0%	56.9%	58.9%	57.6%
% of FP17s for the same patient ID Re-attending between 3 & 9 months - Adults	178	580	30.7%	50.6%	52.2%	50.1%
% of FP17s for Band 1 Urgent Courses	195	2,617	7.5%	10.9%	9.2%	9.1%
% of FP17s Relating to Free Repair or Replacements	3	2,617	0.1%	0.9%	1.0%	0.8%
% of FP17s Relating to Continuations	8	2,617	0.3%	1.2%	1.4%	1.2%
% of Patients satisfied with the dentistry they have received	1	1	N/A	92.2%	93.1%	92.8%
% of Patients satisfied with the time they had to wait for an appointment	1	1	N/A	88.3%	89.5%	88.7%

* This is based on patients treated on this contract for their most recent course of treatment. Figures in italics indicate the base number of FP17s or Patient Questionnaire responses are less than 100. N/A is shown where the base number of responses is less than 10 during the period. % is calculated as Quantity/Base number*100

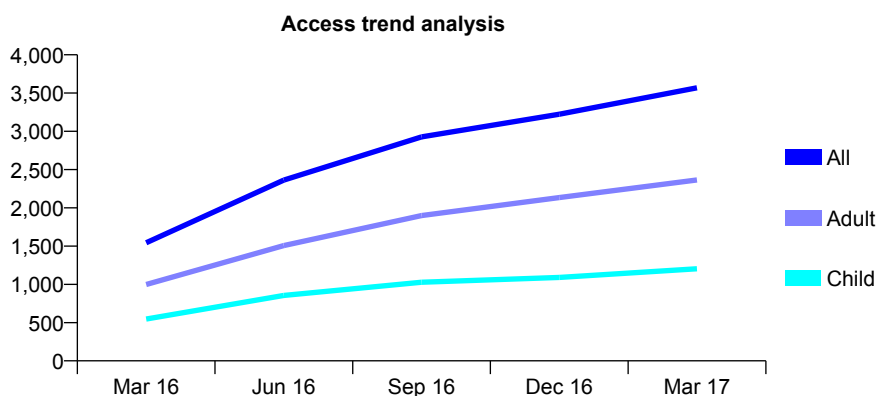
Q47 - Vital Signs At a Glance Contract Report for 185450/0003 - Year end March 2017

Name or company name	Matterson and Partners
Contract type name	GDS Contract
Purpose of contract	General
Contract start date	01/01/2016
Contract end date	

16/17 Contracted general activity (UDA)	15,166
Carry forward general activity (UDA)	-322
16/17 Contracted orthodontic activity (UOA)	0
Carry forward orthodontic activity (UOA)	0
Baseline contract value	£416,926.03

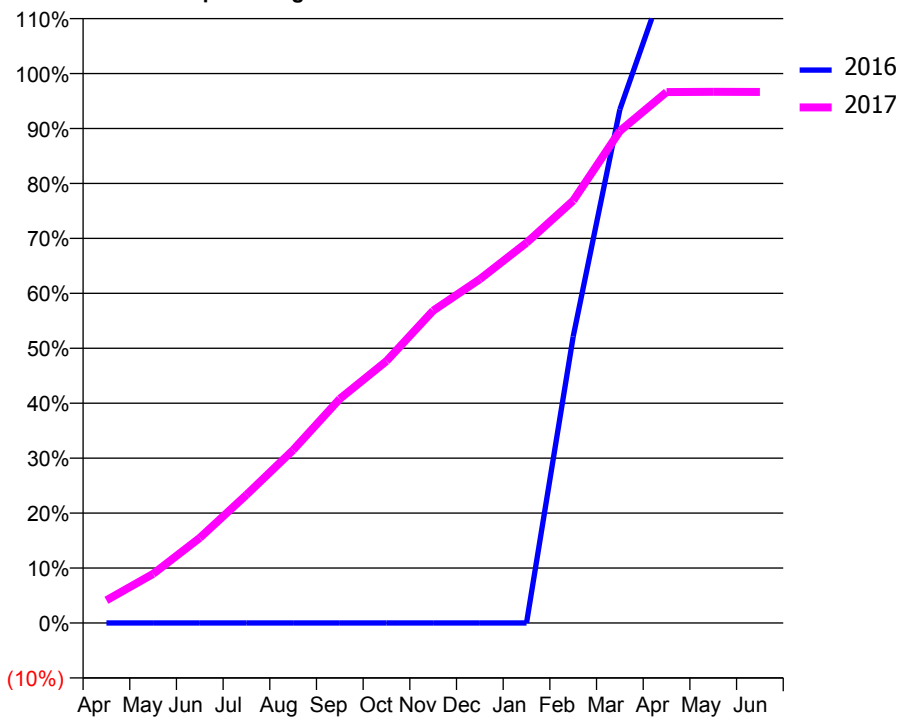
ACCESS*

Patients seen in 24 months	Total	Change since previous quarter
Quarter ending March 2016	1,544	
Quarter ending June 2016	2,362	↑
Quarter ending September 2016	2,927	↑
Quarter ending December 2016	3,224	↑
Quarter ending March 2017	3,569	↑
Variance since March 2016	131.2%	↑



ACTIVITY

Cumulative percentage of contracted UDA delivered 2016 & 2017



Adjusted Scheduled Activity (UDA)

Month	2016	2017
April	0	626
May	0	1,356
June	0	2,349
July	0	3,539
August	0	4,774
September	0	6,190
October	0	7,228
November	0	8,622
December	0	9,490
January	0	10,495
February	1,780	11,658
March	3,190	13,579
April	4,017	14,653
May	4,023	14,662
June	4,028	14,655

QUALITY

	Quantity	Base Number	Contract	AT	Region	England
% of FP17s for the same patient ID Re-attending within 3 months - Children	254	2,286	11.1%	13.2%	13.3%	12.3%
% of FP17s for the same patient ID Re-attending within 3 months - Adults	556	3,718	15.0%	17.3%	17.3%	16.7%
% of FP17s for the same patient ID Re-attending between 3 & 9 months - Children	1,039	2,286	45.5%	56.9%	58.9%	57.6%
% of FP17s for the same patient ID Re-attending between 3 & 9 months - Adults	1,438	3,718	38.7%	50.6%	52.2%	50.1%
% of FP17s for Band 1 Urgent Courses	371	6,085	6.1%	10.9%	9.2%	9.1%
% of FP17s Relating to Free Repair or Replacements	59	6,085	1.0%	0.9%	1.0%	0.8%
% of FP17s Relating to Continuations	39	6,085	0.6%	1.2%	1.4%	1.2%
% of Patients satisfied with the dentistry they have received	7	7	N/A	92.2%	93.1%	92.8%
% of Patients satisfied with the time they had to wait for an appointment	5	7	N/A	88.3%	89.5%	88.7%

* This is based on patients treated on this contract for their most recent course of treatment. Figures in italics indicate the base number of FP17s or Patient Questionnaire responses are less than 100. N/A is shown where the base number of responses is less than 10 during the period. % is calculated as Quantity/Base number*100

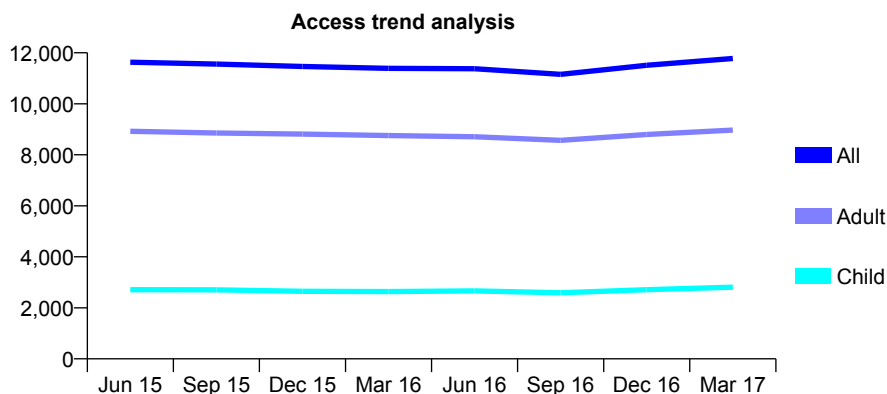
Q47 - Vital Signs At a Glance Contract Report for 188433/0002 - Year end March 2017

Name or company name	Fleetwood Practice Ltd
Contract type name	GDS Contract
Purpose of contract	General
Contract start date	01/04/2013
Contract end date	

16/17 Contracted general activity (UDA)	44,423
Carry forward general activity (UDA)	0
16/17 Contracted orthodontic activity (UOA)	0
Carry forward orthodontic activity (UOA)	0
Baseline contract value	£1,276,671.87

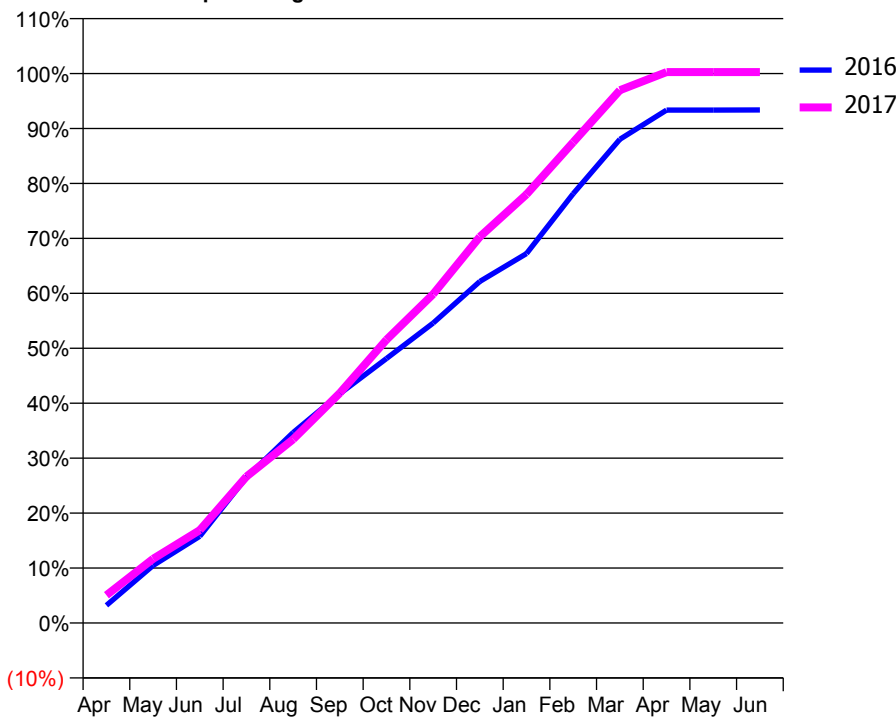
ACCESS*

Patients seen in 24 months	Total	Change since previous quarter
Quarter ending March 2016	11,392	
Quarter ending June 2016	11,376	→
Quarter ending September 2016	11,157	↓
Quarter ending December 2016	11,509	↑
Quarter ending March 2017	11,779	↑
Variance since March 2016	3.4%	↑



ACTIVITY

Cumulative percentage of contracted UDA delivered 2016 & 2017



Adjusted Scheduled Activity (UDA)

Month	2016	2017
April	1,433	2,252
May	4,652	5,194
June	7,010	7,514
July	11,772	11,843
August	15,397	14,847
September	18,535	18,588
October	21,382	22,903
November	24,253	26,589
December	27,609	31,229
January	29,862	34,649
February	34,710	38,868
March	39,110	43,073
April	41,468	44,542
May	41,466	44,540
June	41,478	44,538

QUALITY

	Quantity	Base Number	Contract	AT	Region	England
% of FP17s for the same patient ID Re-attending within 3 months - Children	287	4,529	6.3%	13.2%	13.3%	12.3%
% of FP17s for the same patient ID Re-attending within 3 months - Adults	2,119	14,553	14.6%	17.3%	17.3%	16.7%
% of FP17s for the same patient ID Re-attending between 3 & 9 months - Children	2,798	4,529	61.8%	56.9%	58.9%	57.6%
% of FP17s for the same patient ID Re-attending between 3 & 9 months - Adults	8,761	14,553	60.2%	50.6%	52.2%	50.1%
% of FP17s for Band 1 Urgent Courses	1,253	18,623	6.7%	10.9%	9.2%	9.1%
% of FP17s Relating to Free Repair or Replacements	173	18,623	0.9%	0.9%	1.0%	0.8%
% of FP17s Relating to Continuations	391	18,623	2.1%	1.2%	1.4%	1.2%
% of Patients satisfied with the dentistry they have received	28	35	80.0%	92.2%	93.1%	92.8%
% of Patients satisfied with the time they had to wait for an appointment	29	35	82.9%	88.3%	89.5%	88.7%

* This is based on patients treated on this contract for their most recent course of treatment. Figures in italics indicate the base number of FP17s or Patient Questionnaire responses are less than 100. N/A is shown where the base number of responses is less than 10 during the period. % is calculated as Quantity/Base number*100

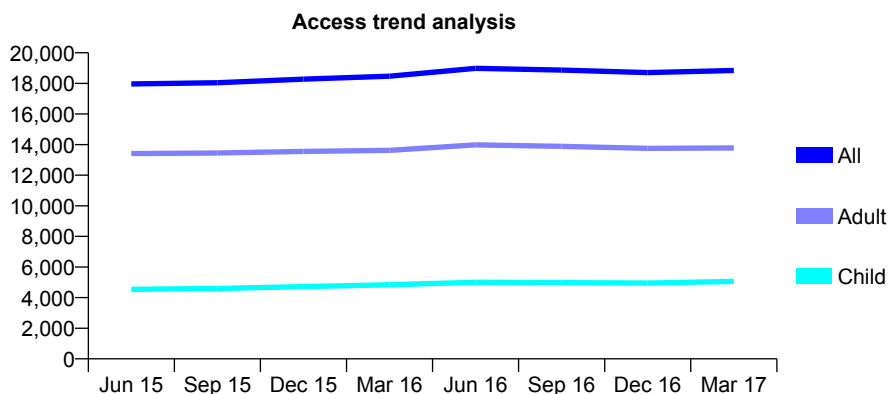
Q47 - Vital Signs At a Glance Contract Report for 189421/0002 - Year end March 2017

Name or company name	Mayo Dental Clinic
Contract type name	GDS Contract
Purpose of contract	General
Contract start date	01/01/2012
Contract end date	

16/17 Contracted general activity (UDA)	61,000
Carry forward general activity (UDA)	612
16/17 Contracted orthodontic activity (UOA)	0
Carry forward orthodontic activity (UOA)	0
Baseline contract value	£1,565,732.41

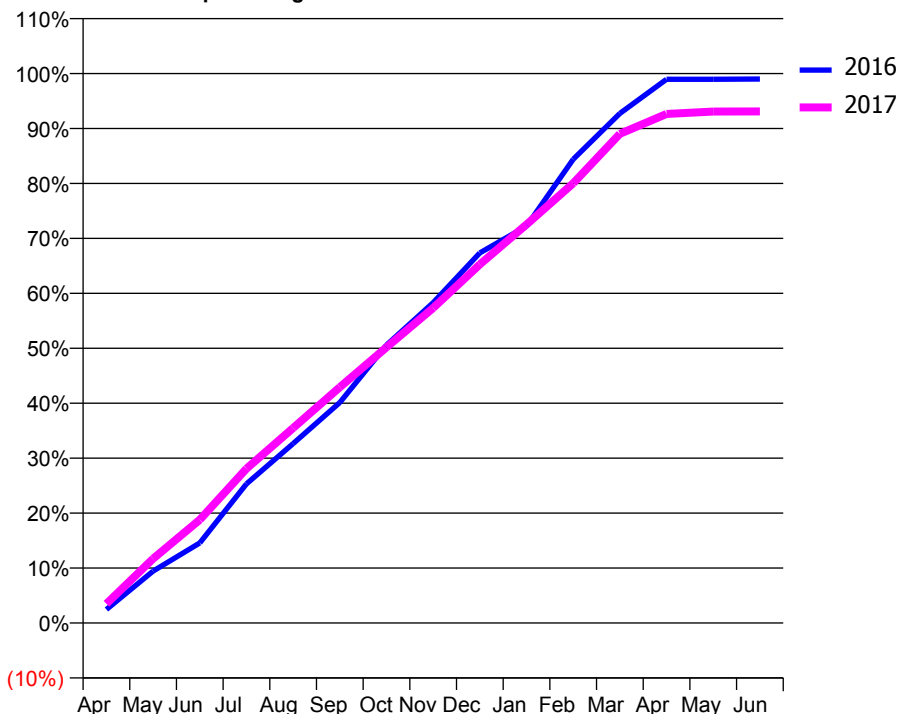
ACCESS*

Patients seen in 24 months	Total	Change since previous quarter
Quarter ending March 2016	18,474	
Quarter ending June 2016	18,985	↑
Quarter ending September 2016	18,868	→
Quarter ending December 2016	18,706	→
Quarter ending March 2017	18,846	→
Variance since March 2016	2.0%	↑



ACTIVITY

Cumulative percentage of contracted UDA delivered 2016 & 2017



Month	Adjusted Scheduled Activity (UDA)	
	2016	2017
April	1,507	2,138
May	5,765	7,142
June	8,883	11,458
July	15,447	17,132
August	19,916	21,650
September	24,475	26,173
October	30,850	30,605
November	35,566	34,970
December	41,087	39,815
January	44,061	44,241
February	51,477	48,805
March	56,563	54,309
April	60,353	56,516
May	60,357	56,782
June	60,388	56,794

QUALITY

	Quantity	Base Number	Contract	AT	Region	England
% of FP17s for the same patient ID Re-attending within 3 months - Children	499	7,187	6.9%	13.2%	13.3%	12.3%
% of FP17s for the same patient ID Re-attending within 3 months - Adults	3,334	20,208	16.5%	17.3%	17.3%	16.7%
% of FP17s for the same patient ID Re-attending between 3 & 9 months - Children	3,918	7,187	54.5%	56.9%	58.9%	57.6%
% of FP17s for the same patient ID Re-attending between 3 & 9 months - Adults	10,902	20,208	53.9%	50.6%	52.2%	50.1%
% of FP17s for Band 1 Urgent Courses	2,966	26,849	11.0%	10.9%	9.2%	9.1%
% of FP17s Relating to Free Repair or Replacements	194	26,849	0.7%	0.9%	1.0%	0.8%
% of FP17s Relating to Continuations	398	26,849	1.5%	1.2%	1.4%	1.2%
% of Patients satisfied with the dentistry they have received	60	66	90.9%	92.2%	93.1%	92.8%
% of Patients satisfied with the time they had to wait for an appointment	52	66	78.8%	88.3%	89.5%	88.7%

* This is based on patients treated on this contract for their most recent course of treatment. Figures in italics indicate the base number of FP17s or Patient Questionnaire responses are less than 100. N/A is shown where the base number of responses is less than 10 during the period. % is calculated as Quantity/Base number*100

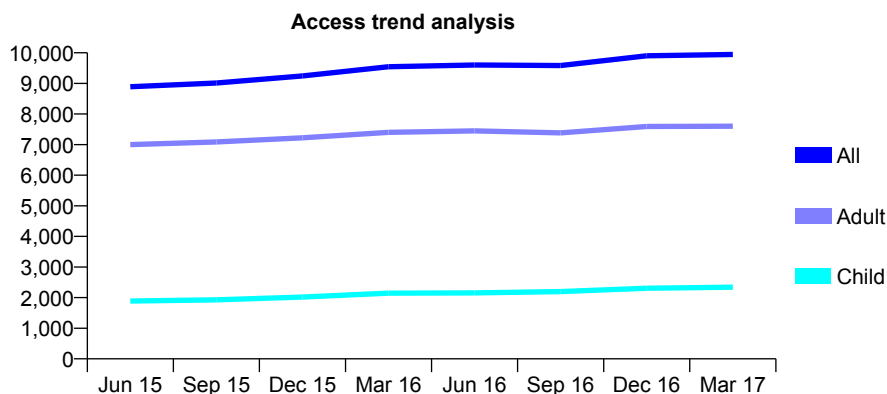
Q47 - Vital Signs At a Glance Contract Report for 191035/0001 - Year end March 2017

Name or company name	Colne and Earby Dental Practice
Contract type name	GDS Contract
Purpose of contract	General
Contract start date	14/12/2009
Contract end date	

16/17 Contracted general activity (UDA)	27,500
Carry forward general activity (UDA)	0
16/17 Contracted orthodontic activity (UOA)	0
Carry forward orthodontic activity (UOA)	0
Baseline contract value	£854,185.50

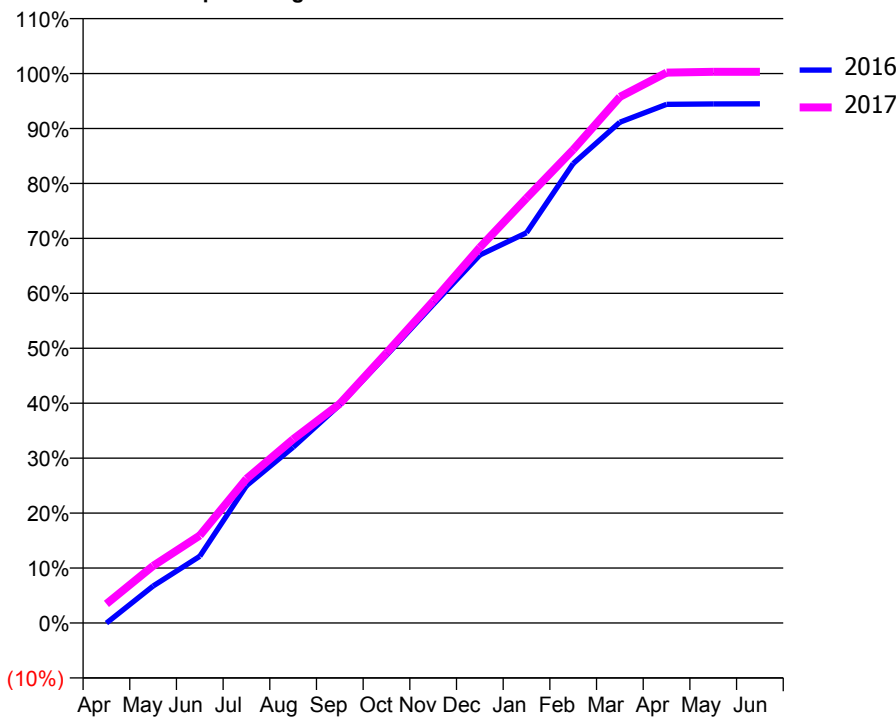
ACCESS*

Patients seen in 24 months	Total	Change since previous quarter
Quarter ending March 2016	9,545	
Quarter ending June 2016	9,601	→
Quarter ending September 2016	9,583	→
Quarter ending December 2016	9,901	↑
Quarter ending March 2017	9,945	→
Variance since March 2016	4.2%	↑



ACTIVITY

Cumulative percentage of contracted UDA delivered 2016 & 2017



Adjusted Scheduled Activity (UDA)

Month	2016	2017
April	-9	958
May	1,852	2,860
June	3,339	4,380
July	6,874	7,215
August	8,802	9,196
September	10,920	10,971
October	13,395	13,518
November	15,934	16,107
December	18,419	18,794
January	19,531	21,264
February	22,996	23,687
March	25,063	26,329
April	25,955	27,548
May	25,977	27,585
June	25,985	27,588

QUALITY

	Quantity	Base Number	Contract	AT	Region	England
% of FP17s for the same patient ID Re-attending within 3 months - Children	170	2,822	6.0%	13.2%	13.3%	12.3%
% of FP17s for the same patient ID Re-attending within 3 months - Adults	984	8,546	11.5%	17.3%	17.3%	16.7%
% of FP17s for the same patient ID Re-attending between 3 & 9 months - Children	957	2,822	33.9%	56.9%	58.9%	57.6%
% of FP17s for the same patient ID Re-attending between 3 & 9 months - Adults	3,112	8,546	36.4%	50.6%	52.2%	50.1%
% of FP17s for Band 1 Urgent Courses	414	11,421	3.6%	10.9%	9.2%	9.1%
% of FP17s Relating to Free Repair or Replacements	131	11,421	1.1%	0.9%	1.0%	0.8%
% of FP17s Relating to Continuations	218	11,421	1.9%	1.2%	1.4%	1.2%
% of Patients satisfied with the dentistry they have received	15	15	100.0%	92.2%	93.1%	92.8%
% of Patients satisfied with the time they had to wait for an appointment	14	15	93.3%	88.3%	89.5%	88.7%

* This is based on patients treated on this contract for their most recent course of treatment. Figures in italics indicate the base number of FP17s or Patient Questionnaire responses are less than 100. N/A is shown where the base number of responses is less than 10 during the period. % is calculated as Quantity/Base number*100

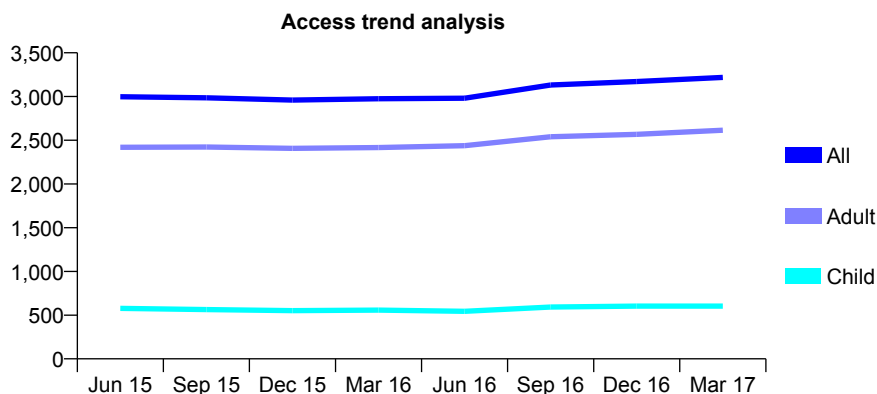
Q47 - Vital Signs At a Glance Contract Report for 191035/0002 - Year end March 2017

Name or company name	Colne and Earby Dental Practice
Contract type name	GDS Contract
Purpose of contract	General
Contract start date	14/12/2009
Contract end date	

16/17 Contracted general activity (UDA)	10,200
Carry forward general activity (UDA)	0
16/17 Contracted orthodontic activity (UOA)	0
Carry forward orthodontic activity (UOA)	0
Baseline contract value	£254,262.53

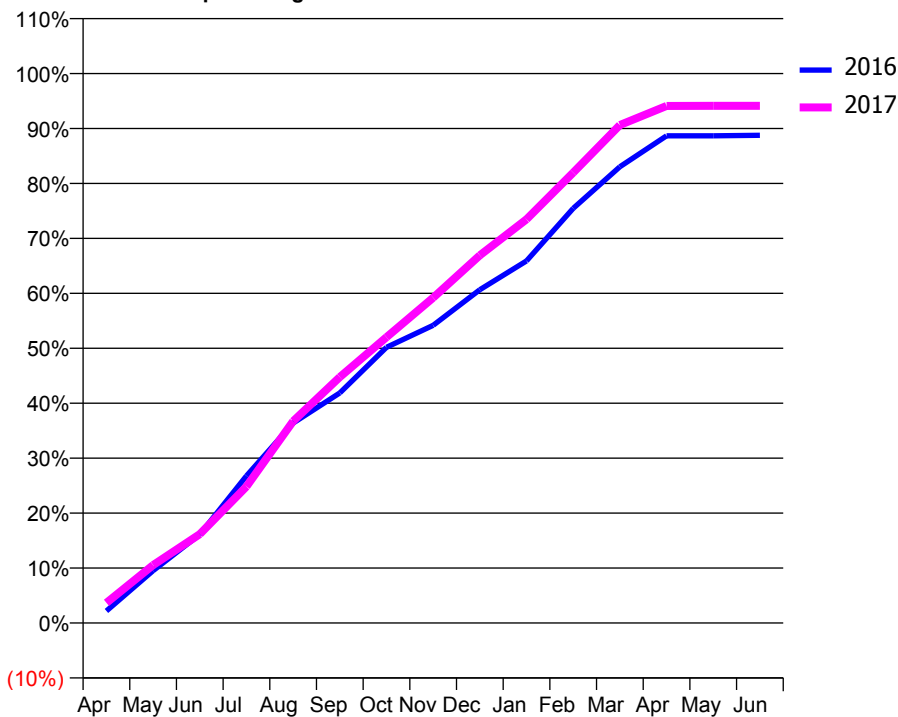
ACCESS*

Patients seen in 24 months	Total	Change since previous quarter
Quarter ending March 2016	2,974	
Quarter ending June 2016	2,981	→
Quarter ending September 2016	3,132	↑
Quarter ending December 2016	3,171	→
Quarter ending March 2017	3,218	→
Variance since March 2016	8.2%	↑



ACTIVITY

Cumulative percentage of contracted UDA delivered 2016 & 2017



Month	Adjusted Scheduled Activity (UDA)	
	2016	2017
April	225	375
May	971	1,075
June	1,646	1,649
July	2,731	2,533
August	3,710	3,745
September	4,271	4,565
October	5,117	5,307
November	5,525	6,038
December	6,188	6,827
January	6,721	7,493
February	7,697	8,361
March	8,469	9,244
April	9,044	9,597
May	9,044	9,600
June	9,053	9,600

QUALITY

	Quantity	Base Number	Contract	AT	Region	England
% of FP17s for the same patient ID Re-attending within 3 months - Children	44	866	5.1%	13.2%	13.3%	12.3%
% of FP17s for the same patient ID Re-attending within 3 months - Adults	497	3,592	13.8%	17.3%	17.3%	16.7%
% of FP17s for the same patient ID Re-attending between 3 & 9 months - Children	439	866	50.7%	56.9%	58.9%	57.6%
% of FP17s for the same patient ID Re-attending between 3 & 9 months - Adults	1,693	3,592	47.1%	50.6%	52.2%	50.1%
% of FP17s for Band 1 Urgent Courses	211	4,344	4.9%	10.9%	9.2%	9.1%
% of FP17s Relating to Free Repair or Replacements	61	4,344	1.4%	0.9%	1.0%	0.8%
% of FP17s Relating to Continuations	94	4,344	2.2%	1.2%	1.4%	1.2%
% of Patients satisfied with the dentistry they have received	12	12	100.0%	92.2%	93.1%	92.8%
% of Patients satisfied with the time they had to wait for an appointment	11	12	91.7%	88.3%	89.5%	88.7%

* This is based on patients treated on this contract for their most recent course of treatment. Figures in italics indicate the base number of FP17s or Patient Questionnaire responses are less than 100. N/A is shown where the base number of responses is less than 10 during the period. % is calculated as Quantity/Base number*100

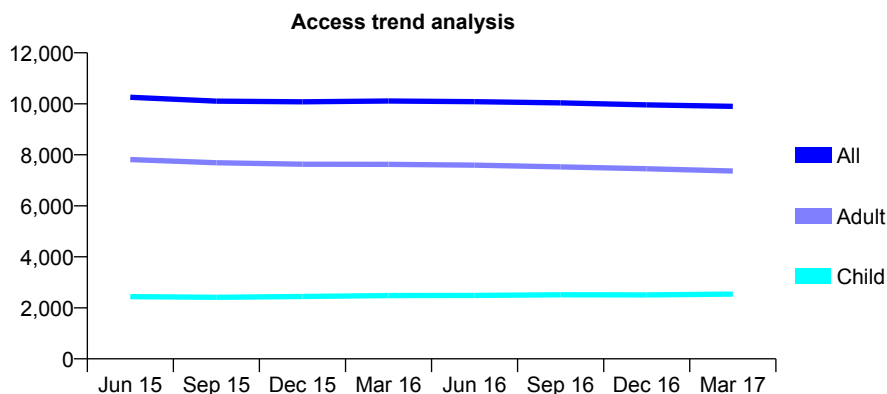
Q47 - Vital Signs At a Glance Contract Report for 191493/0001 - Year end March 2017

Name or company name	Euxton (No1) Limited
Contract type name	GDS Contract
Purpose of contract	General
Contract start date	01/11/2007
Contract end date	

16/17 Contracted general activity (UDA)	28,458
Carry forward general activity (UDA)	821
16/17 Contracted orthodontic activity (UOA)	0
Carry forward orthodontic activity (UOA)	0
Baseline contract value	£763,511.49

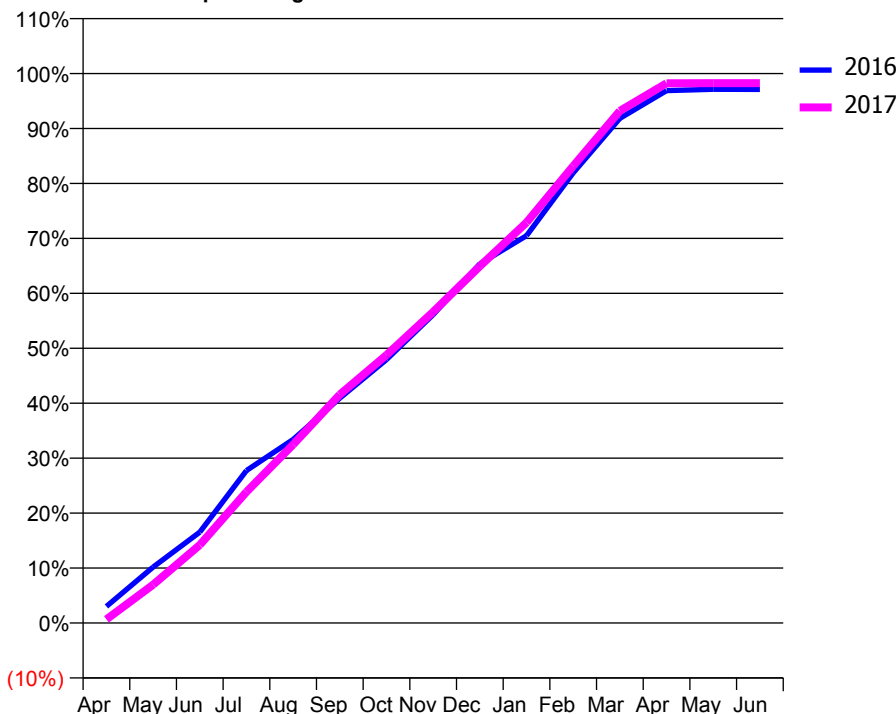
ACCESS*

Patients seen in 24 months	Total	Change since previous quarter
Quarter ending March 2016	10,108	
Quarter ending June 2016	10,084	→
Quarter ending September 2016	10,039	→
Quarter ending December 2016	9,959	→
Quarter ending March 2017	9,901	→
Variance since March 2016	(2.0%)	↓



ACTIVITY

Cumulative percentage of contracted UDA delivered 2016 & 2017



Adjusted Scheduled Activity (UDA)

Month	2016	2017
April	857	187
May	2,897	1,988
June	4,708	4,043
July	7,896	6,791
August	9,506	9,244
September	11,646	11,831
October	13,639	13,877
November	15,973	16,115
December	18,599	18,477
January	20,057	20,739
February	23,312	23,664
March	26,133	26,519
April	27,569	27,950
May	27,638	27,959
June	27,637	27,959

QUALITY

	Quantity	Base Number	Contract	AT	Region	England
% of FP17s for the same patient ID Re-attending within 3 months - Children	339	4,124	8.2%	13.2%	13.3%	12.3%
% of FP17s for the same patient ID Re-attending within 3 months - Adults	1,289	10,424	12.4%	17.3%	17.3%	16.7%
% of FP17s for the same patient ID Re-attending between 3 & 9 months - Children	2,461	4,124	59.7%	56.9%	58.9%	57.6%
% of FP17s for the same patient ID Re-attending between 3 & 9 months - Adults	5,865	10,424	56.3%	50.6%	52.2%	50.1%
% of FP17s for Band 1 Urgent Courses	619	14,635	4.2%	10.9%	9.2%	9.1%
% of FP17s Relating to Free Repair or Replacements	183	14,635	1.3%	0.9%	1.0%	0.8%
% of FP17s Relating to Continuations	419	14,635	2.9%	1.2%	1.4%	1.2%
% of Patients satisfied with the dentistry they have received	16	19	84.2%	92.2%	93.1%	92.8%
% of Patients satisfied with the time they had to wait for an appointment	13	19	68.4%	88.3%	89.5%	88.7%

* This is based on patients treated on this contract for their most recent course of treatment. Figures in italics indicate the base number of FP17s or Patient Questionnaire responses are less than 100. N/A is shown where the base number of responses is less than 10 during the period. % is calculated as Quantity/Base number*100

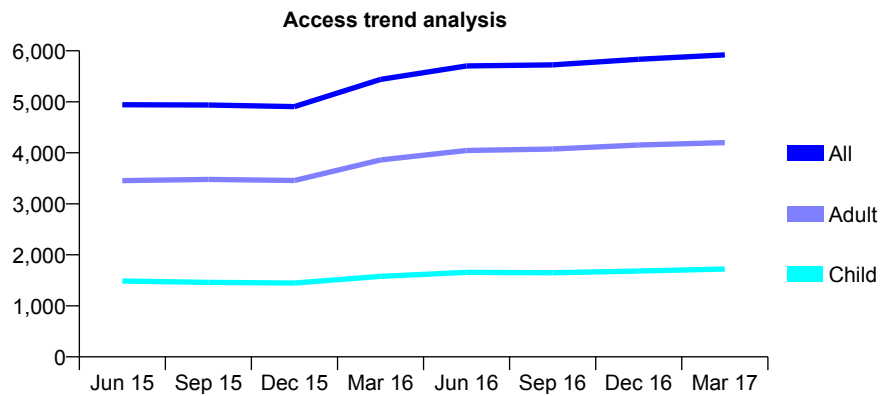
Q47 - Vital Signs At a Glance Contract Report for 194573/0001 - Year end March 2017

Name or company name	Jones Dental Practice
Contract type name	GDS Contract
Purpose of contract	General
Contract start date	01/06/2010
Contract end date	

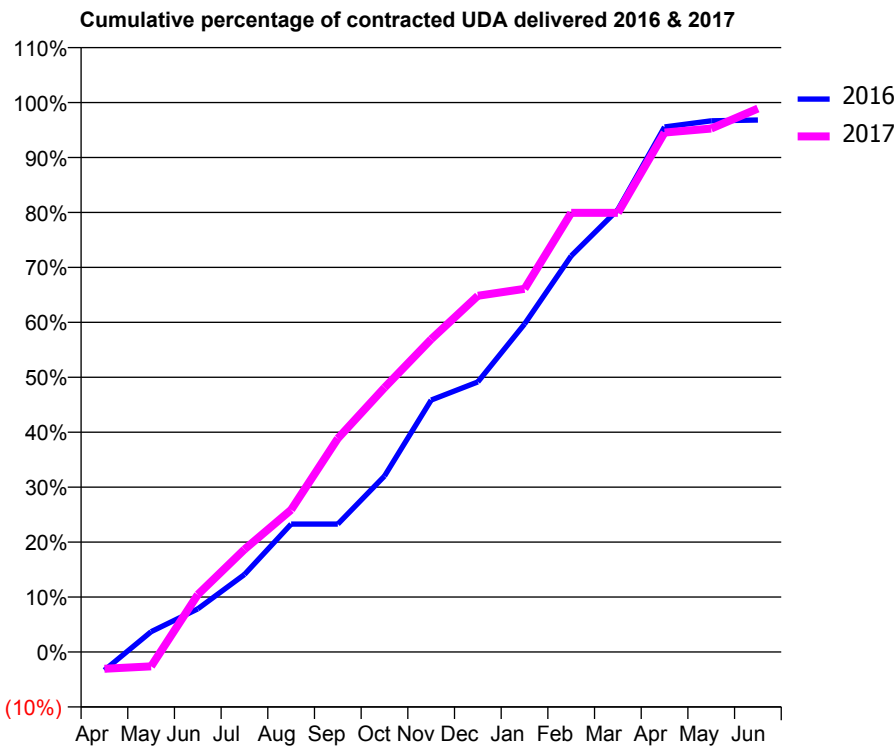
16/17 Contracted general activity (UDA)	16,357
Carry forward general activity (UDA)	523
16/17 Contracted orthodontic activity (UOA)	0
Carry forward orthodontic activity (UOA)	0
Baseline contract value	£438,111.58

ACCESS*

Patients seen in 24 months	Total	Change since previous quarter
Quarter ending March 2016	5,438	
Quarter ending June 2016	5,702	↑
Quarter ending September 2016	5,723	→
Quarter ending December 2016	5,835	→
Quarter ending March 2017	5,921	→
Variance since March 2016	8.9%	↑



ACTIVITY



Month	Adjusted Scheduled Activity (UDA)	
	2016	2017
April	-546	-502
May	606	-429
June	1,285	1,710
July	2,310	3,053
August	3,808	4,235
September	3,808	6,355
October	5,238	7,870
November	7,499	9,309
December	8,040	10,605
January	9,761	10,811
February	11,790	13,073
March	13,168	13,073
April	15,630	15,463
May	15,813	15,583
June	15,834	16,178

QUALITY

	Quantity	Base Number	Contract	AT	Region	England
% of FP17s for the same patient ID Re-attending within 3 months - Children	767	3,094	24.8%	13.2%	13.3%	12.3%
% of FP17s for the same patient ID Re-attending within 3 months - Adults	1,046	6,185	16.9%	17.3%	17.3%	16.7%
% of FP17s for the same patient ID Re-attending between 3 & 9 months - Children	1,692	3,094	54.7%	56.9%	58.9%	57.6%
% of FP17s for the same patient ID Re-attending between 3 & 9 months - Adults	3,631	6,185	58.7%	50.6%	52.2%	50.1%
% of FP17s for Band 1 Urgent Courses	457	8,216	5.6%	10.9%	9.2%	9.1%
% of FP17s Relating to Free Repair or Replacements	17	8,216	0.2%	0.9%	1.0%	0.8%
% of FP17s Relating to Continuations	18	8,216	0.2%	1.2%	1.4%	1.2%
% of Patients satisfied with the dentistry they have received	10	12	83.3%	92.2%	93.1%	92.8%
% of Patients satisfied with the time they had to wait for an appointment	9	12	75.0%	88.3%	89.5%	88.7%

* This is based on patients treated on this contract for their most recent course of treatment. Figures in italics indicate the base number of FP17s or Patient Questionnaire responses are less than 100. N/A is shown where the base number of responses is less than 10 during the period. % is calculated as Quantity/Base number*100

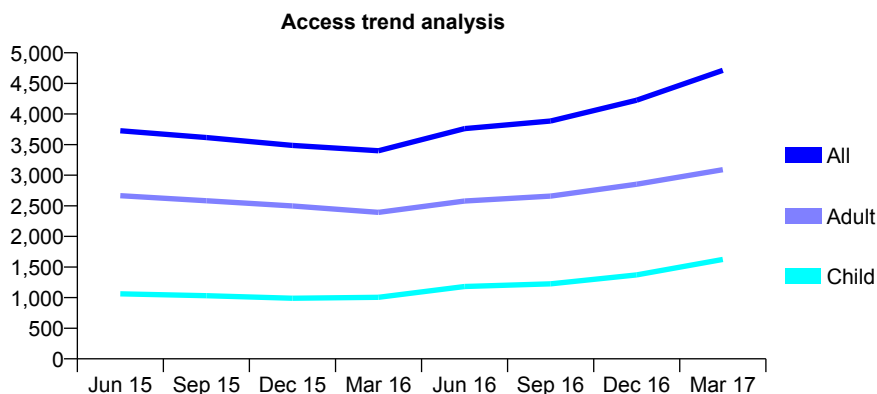
Q47 - Vital Signs At a Glance Contract Report for 197211/0001 - Year end March 2017

Name or company name	Drakes Dental Care
Contract type name	GDS Contract
Purpose of contract	General
Contract start date	26/12/2012
Contract end date	

16/17 Contracted general activity (UDA)	13,053
Carry forward general activity (UDA)	4,898
16/17 Contracted orthodontic activity (UOA)	0
Carry forward orthodontic activity (UOA)	0
Baseline contract value	£327,053.68

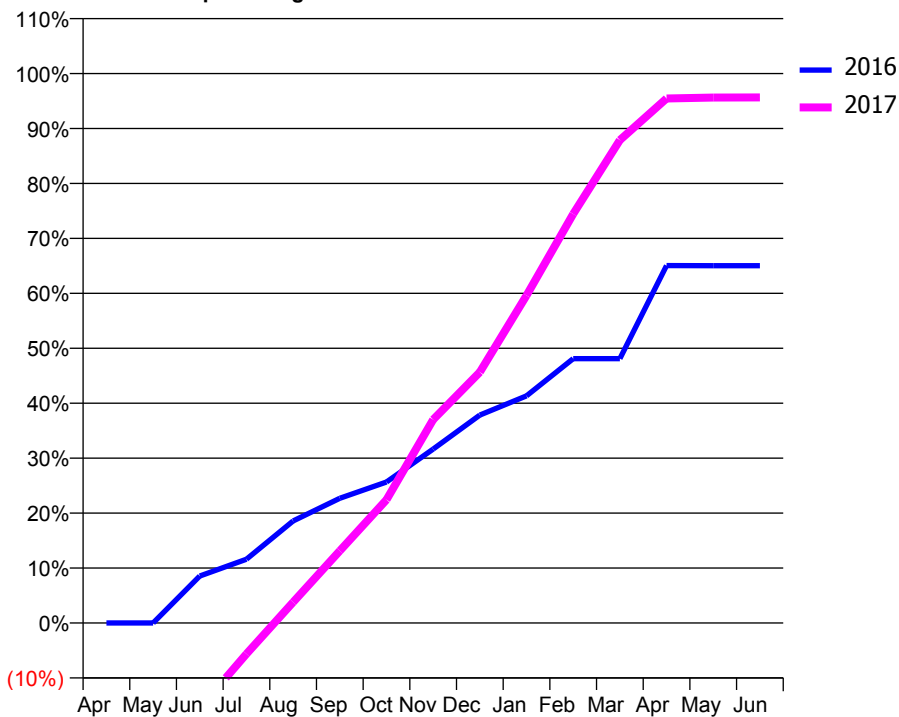
ACCESS*

Patients seen in 24 months	Total	Change since previous quarter
Quarter ending March 2016	3,400	
Quarter ending June 2016	3,761	↑
Quarter ending September 2016	3,886	↑
Quarter ending December 2016	4,226	↑
Quarter ending March 2017	4,714	↑
Variance since March 2016	38.6%	↑



ACTIVITY

Cumulative percentage of contracted UDA delivered 2016 & 2017



Month	Adjusted Scheduled Activity (UDA)	
	2016	2017
April	0	-4,189
May	0	-3,225
June	1,198	-2,032
July	1,625	-738
August	2,600	495
September	3,178	1,714
October	3,594	2,927
November	4,431	4,833
December	5,298	5,959
January	5,789	7,780
February	6,734	9,718
March	6,734	11,471
April	9,105	12,458
May	9,102	12,481
June	9,102	12,484

QUALITY

	Quantity	Base Number	Contract	AT	Region	England
% of FP17s for the same patient ID Re-attending within 3 months - Children	488	3,125	15.6%	13.2%	13.3%	12.3%
% of FP17s for the same patient ID Re-attending within 3 months - Adults	1,024	5,518	18.6%	17.3%	17.3%	16.7%
% of FP17s for the same patient ID Re-attending between 3 & 9 months - Children	1,241	3,125	39.7%	56.9%	58.9%	57.6%
% of FP17s for the same patient ID Re-attending between 3 & 9 months - Adults	2,411	5,518	43.7%	50.6%	52.2%	50.1%
% of FP17s for Band 1 Urgent Courses	725	8,100	9.0%	10.9%	9.2%	9.1%
% of FP17s Relating to Free Repair or Replacements	64	8,100	0.8%	0.9%	1.0%	0.8%
% of FP17s Relating to Continuations	29	8,100	0.4%	1.2%	1.4%	1.2%
% of Patients satisfied with the dentistry they have received	19	22	86.4%	92.2%	93.1%	92.8%
% of Patients satisfied with the time they had to wait for an appointment	19	22	86.4%	88.3%	89.5%	88.7%

* This is based on patients treated on this contract for their most recent course of treatment. Figures in italics indicate the base number of FP17s or Patient Questionnaire responses are less than 100. N/A is shown where the base number of responses is less than 10 during the period. % is calculated as Quantity/Base number*100

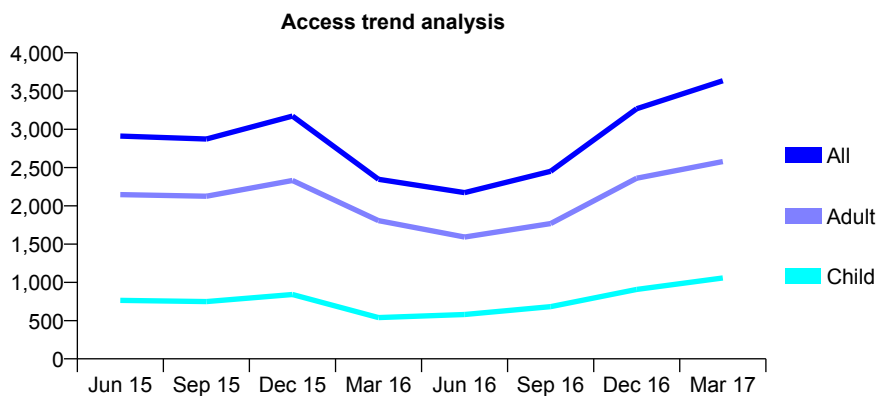
Q47 - Vital Signs At a Glance Contract Report for 197416/0002 - Year end March 2017

Name or company name	Individual Dental
Contract type name	GDS Contract
Purpose of contract	General
Contract start date	01/04/2013
Contract end date	

16/17 Contracted general activity (UDA)	9,000
Carry forward general activity (UDA)	299
16/17 Contracted orthodontic activity (UOA)	0
Carry forward orthodontic activity (UOA)	0
Baseline contract value	£290,180.50

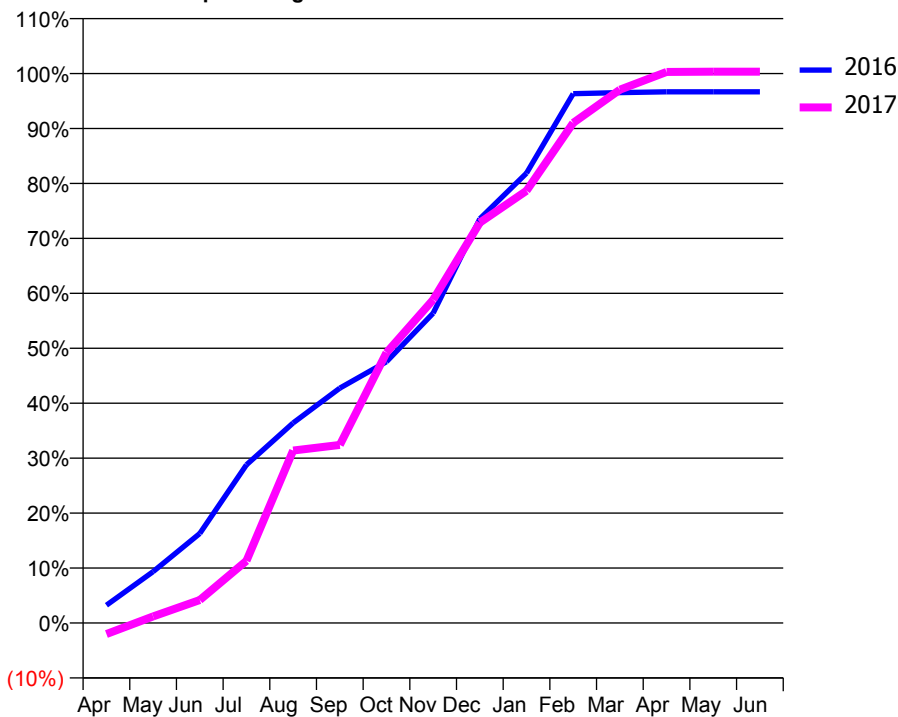
ACCESS*

Patients seen in 24 months	Total	Change since previous quarter
Quarter ending March 2016	2,346	
Quarter ending June 2016	2,172	↓
Quarter ending September 2016	2,452	↑
Quarter ending December 2016	3,268	↑
Quarter ending March 2017	3,635	↑
Variance since March 2016	54.9%	↑



ACTIVITY

Cumulative percentage of contracted UDA delivered 2016 & 2017



Adjusted Scheduled Activity (UDA)

Month	2016	2017
April	291	-182
May	841	108
June	1,466	377
July	2,591	1,019
August	3,277	2,824
September	3,847	2,917
October	4,281	4,428
November	5,074	5,296
December	6,621	6,558
January	7,367	7,080
February	8,670	8,192
March	8,688	8,735
April	8,701	9,026
May	8,701	9,031
June	8,701	9,031

QUALITY

	Quantity	Base Number	Contract	AT	Region	England
% of FP17s for the same patient ID Re-attending within 3 months - Children	176	2,001	8.8%	13.2%	13.3%	12.3%
% of FP17s for the same patient ID Re-attending within 3 months - Adults	134	2,887	4.6%	17.3%	17.3%	16.7%
% of FP17s for the same patient ID Re-attending between 3 & 9 months - Children	588	2,001	29.4%	56.9%	58.9%	57.6%
% of FP17s for the same patient ID Re-attending between 3 & 9 months - Adults	695	2,887	24.1%	50.6%	52.2%	50.1%
% of FP17s for Band 1 Urgent Courses	203	4,604	4.4%	10.9%	9.2%	9.1%
% of FP17s Relating to Free Repair or Replacements	6	4,604	0.1%	0.9%	1.0%	0.8%
% of FP17s Relating to Continuations	8	4,604	0.2%	1.2%	1.4%	1.2%
% of Patients satisfied with the dentistry they have received	8	9	N/A	92.2%	93.1%	92.8%
% of Patients satisfied with the time they had to wait for an appointment	8	9	N/A	88.3%	89.5%	88.7%

* This is based on patients treated on this contract for their most recent course of treatment. Figures in italics indicate the base number of FP17s or Patient Questionnaire responses are less than 100. N/A is shown where the base number of responses is less than 10 during the period. % is calculated as Quantity/Base number*100

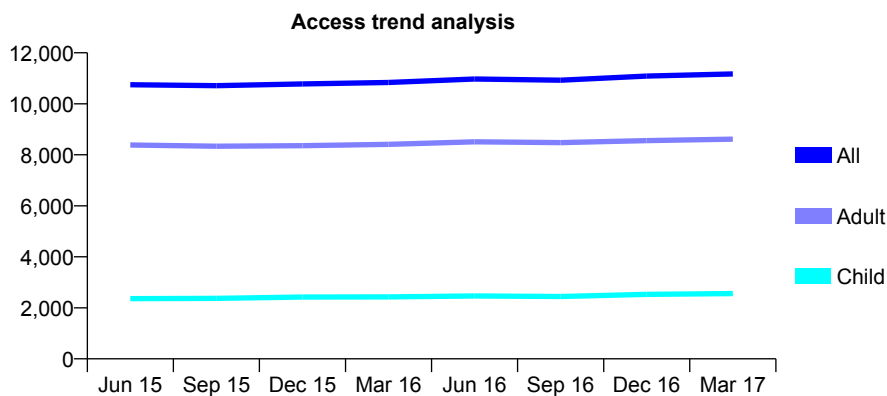
Q47 - Vital Signs At a Glance Contract Report for 198447/0001 - Year end March 2017

Name or company name	Dentistry 4 All
Contract type name	Pilot Contract
Purpose of contract	General and Orthodontic
Contract start date	01/04/2009
Contract end date	

16/17 Contracted general activity (UDA)	34,000
Carry forward general activity (UDA)	0
16/17 Contracted orthodontic activity (UOA)	1,000
Carry forward orthodontic activity (UOA)	-10
Baseline contract value	£1,146,258.20

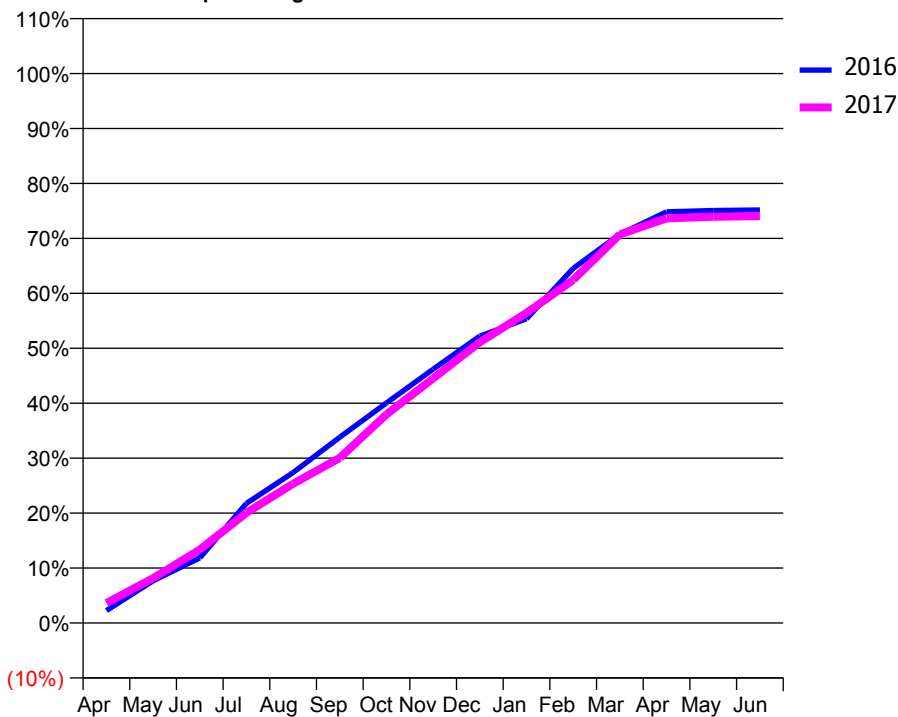
ACCESS*

Patients seen in 24 months	Total	Change since previous quarter
Quarter ending March 2016	10,837	
Quarter ending June 2016	10,975	→
Quarter ending September 2016	10,923	→
Quarter ending December 2016	11,086	→
Quarter ending March 2017	11,173	→
Variance since March 2016	3.1%	↑



ACTIVITY

Cumulative percentage of contracted UDA delivered 2016 & 2017



Month	Adjusted Scheduled Activity (UDA)	
	2016	2017
April	769	1,230
May	2,615	2,775
June	4,030	4,543
July	7,401	6,817
August	9,307	8,619
September	11,499	10,220
October	13,617	12,906
November	15,707	15,135
December	17,755	17,370
January	18,825	19,186
February	21,943	21,228
March	24,053	24,048
April	25,438	25,034
May	25,526	25,138
June	25,560	25,175

QUALITY

	Quantity	Base Number	Contract	AT	Region	England
% of FP17s for the same patient ID Re-attending within 3 months - Children	391	3,880	10.1%	13.2%	13.3%	12.3%
% of FP17s for the same patient ID Re-attending within 3 months - Adults	1,581	10,722	14.7%	17.3%	17.3%	16.7%
% of FP17s for the same patient ID Re-attending between 3 & 9 months - Children	2,147	3,880	55.3%	56.9%	58.9%	57.6%
% of FP17s for the same patient ID Re-attending between 3 & 9 months - Adults	4,627	10,722	43.2%	50.6%	52.2%	50.1%
% of FP17s for Band 1 Urgent Courses	944	12,856	7.3%	10.9%	9.2%	9.1%
% of FP17s Relating to Free Repair or Replacements	42	12,856	0.3%	0.9%	1.0%	0.8%
% of FP17s Relating to Continuations	52	12,856	0.4%	1.2%	1.4%	1.2%
% of Patients satisfied with the dentistry they have received	21	21	100.0%	92.2%	93.1%	92.8%
% of Patients satisfied with the time they had to wait for an appointment	18	21	85.7%	88.3%	89.5%	88.7%

* This is based on patients treated on this contract for their most recent course of treatment. Figures in italics indicate the base number of FP17s or Patient Questionnaire responses are less than 100. N/A is shown where the base number of responses is less than 10 during the period. % is calculated as Quantity/Base number*100

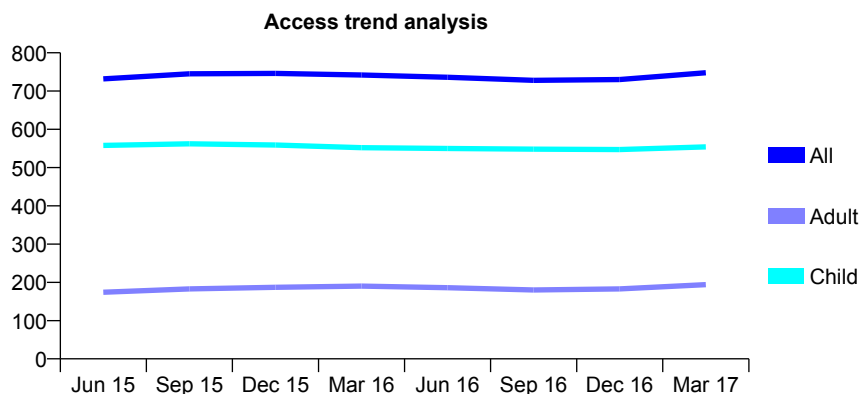
Q47 - Vital Signs At a Glance Contract Report for 199095/0001 - Year end March 2017

Name or company name	Aughton Dental Practice
Contract type name	GDS Contract
Purpose of contract	General
Contract start date	31/08/2012
Contract end date	

16/17 Contracted general activity (UDA)	2,000
Carry forward general activity (UDA)	44
16/17 Contracted orthodontic activity (UOA)	0
Carry forward orthodontic activity (UOA)	0
Baseline contract value	£57,887.00

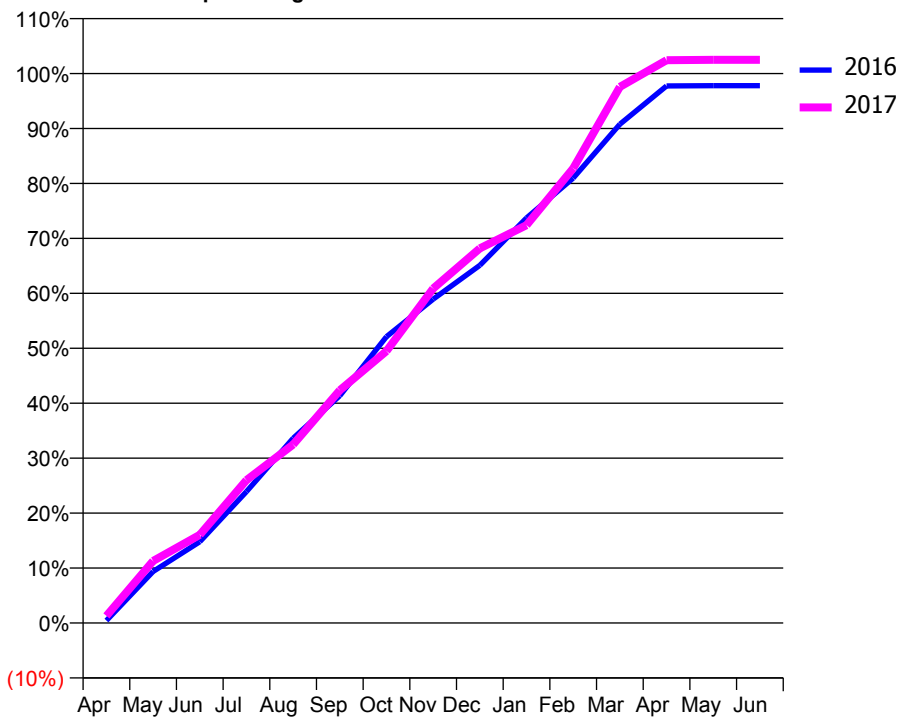
ACCESS*

Patients seen in 24 months	Total	Change since previous quarter
Quarter ending March 2016	742	
Quarter ending June 2016	736	→
Quarter ending September 2016	728	↓
Quarter ending December 2016	730	→
Quarter ending March 2017	748	↑
Variance since March 2016	0.8%	→



ACTIVITY

Cumulative percentage of contracted UDA delivered 2016 & 2017



Adjusted Scheduled Activity (UDA)

Month	2016	2017
April	9	26
May	187	226
June	296	321
July	478	520
August	672	650
September	827	847
October	1,042	990
November	1,179	1,218
December	1,302	1,364
January	1,474	1,448
February	1,619	1,655
March	1,816	1,951
April	1,955	2,049
May	1,956	2,050
June	1,956	2,050

QUALITY

	Quantity	Base Number	Contract	AT	Region	England
% of FP17s for the same patient ID Re-attending within 3 months - Children	289	1,356	21.3%	13.2%	13.3%	12.3%
% of FP17s for the same patient ID Re-attending within 3 months - Adults	22	210	10.5%	17.3%	17.3%	16.7%
% of FP17s for the same patient ID Re-attending between 3 & 9 months - Children	850	1,356	62.7%	56.9%	58.9%	57.6%
% of FP17s for the same patient ID Re-attending between 3 & 9 months - Adults	119	210	56.7%	50.6%	52.2%	50.1%
% of FP17s for Band 1 Urgent Courses	49	1,527	3.2%	10.9%	9.2%	9.1%
% of FP17s Relating to Free Repair or Replacements	1	1,527	0.1%	0.9%	1.0%	0.8%
% of FP17s Relating to Continuations	34	1,527	2.2%	1.2%	1.4%	1.2%
% of Patients satisfied with the dentistry they have received	8	8	N/A	92.2%	93.1%	92.8%
% of Patients satisfied with the time they had to wait for an appointment	8	8	N/A	88.3%	89.5%	88.7%

* This is based on patients treated on this contract for their most recent course of treatment. Figures in italics indicate the base number of FP17s or Patient Questionnaire responses are less than 100. N/A is shown where the base number of responses is less than 10 during the period. % is calculated as Quantity/Base number*100

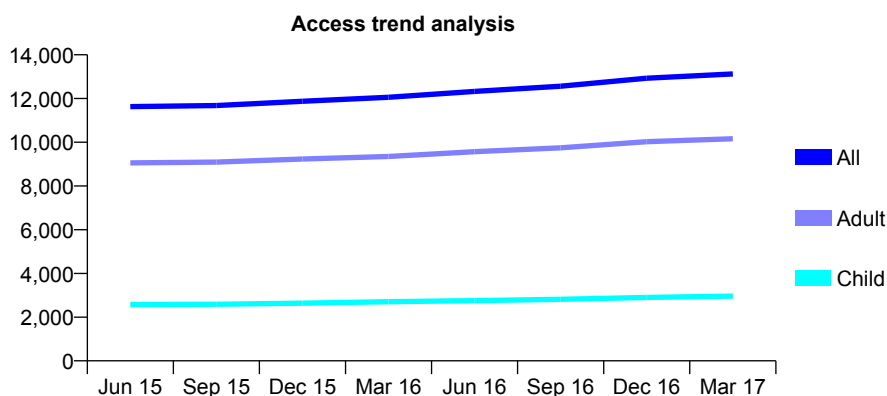
Q47 - Vital Signs At a Glance Contract Report for 199710/0001 - Year end March 2017

Name or company name	BROCK STREET DENTAL PRACTICE LTI
Contract type name	GDS Contract
Purpose of contract	General
Contract start date	01/04/2010
Contract end date	

16/17 Contracted general activity (UDA)	36,251
Carry forward general activity (UDA)	608
16/17 Contracted orthodontic activity (UOA)	0
Carry forward orthodontic activity (UOA)	0
Baseline contract value	£1,043,044.50

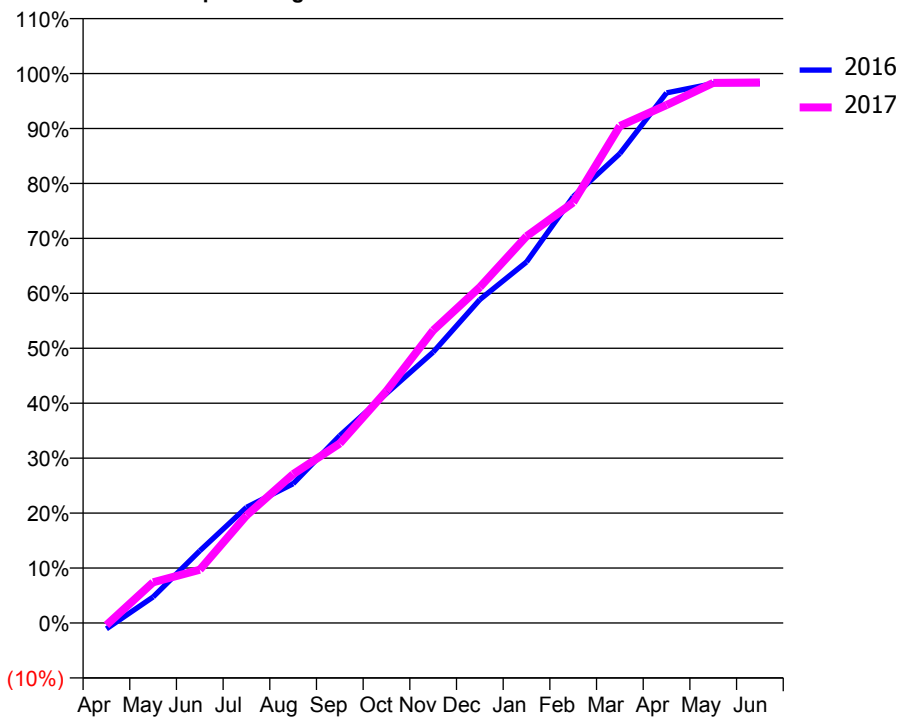
ACCESS*

Patients seen in 24 months	Total	Change since previous quarter
Quarter ending March 2016	12,059	
Quarter ending June 2016	12,324	↑
Quarter ending September 2016	12,561	→
Quarter ending December 2016	12,927	↑
Quarter ending March 2017	13,124	→
Variance since March 2016	8.8%	↑



ACTIVITY

Cumulative percentage of contracted UDA delivered 2016 & 2017



Month	Adjusted Scheduled Activity (UDA)	
	2016	2017
April	-360	-143
May	1,586	2,685
June	4,399	3,515
July	7,044	7,094
August	8,482	9,820
September	11,405	11,849
October	13,978	15,307
November	16,492	19,308
December	19,686	22,151
January	21,981	25,519
February	25,955	27,744
March	28,574	32,793
April	32,270	34,169
May	32,839	35,634
June	32,843	35,656

QUALITY

	Quantity	Base Number	Contract	AT	Region	England
% of FP17s for the same patient ID Re-attending within 3 months - Children	443	5,196	8.5%	13.2%	13.3%	12.3%
% of FP17s for the same patient ID Re-attending within 3 months - Adults	3,199	15,245	21.0%	17.3%	17.3%	16.7%
% of FP17s for the same patient ID Re-attending between 3 & 9 months - Children	3,277	5,196	63.1%	56.9%	58.9%	57.6%
% of FP17s for the same patient ID Re-attending between 3 & 9 months - Adults	5,310	15,245	34.8%	50.6%	52.2%	50.1%
% of FP17s for Band 1 Urgent Courses	2,915	19,746	14.8%	10.9%	9.2%	9.1%
% of FP17s Relating to Free Repair or Replacements	311	19,746	1.6%	0.9%	1.0%	0.8%
% of FP17s Relating to Continuations	206	19,746	1.0%	1.2%	1.4%	1.2%
% of Patients satisfied with the dentistry they have received	22	22	100.0%	92.2%	93.1%	92.8%
% of Patients satisfied with the time they had to wait for an appointment	21	22	95.5%	88.3%	89.5%	88.7%

* This is based on patients treated on this contract for their most recent course of treatment. Figures in italics indicate the base number of FP17s or Patient Questionnaire responses are less than 100. N/A is shown where the base number of responses is less than 10 during the period. % is calculated as Quantity/Base number*100

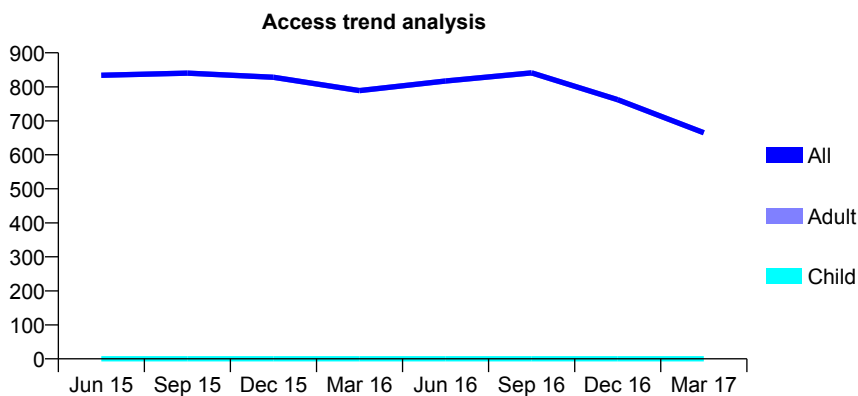
Q47 - Vital Signs At a Glance Contract Report for 206040/0004 - Year end March 2017

Name or company name	MR MJ CHEADLE
Contract type name	GDS Contract
Purpose of contract	General
Contract start date	08/05/2013
Contract end date	29/09/2016

16/17 Contracted general activity (UDA)	1,492
Carry forward general activity (UDA)	111
16/17 Contracted orthodontic activity (UOA)	0
Carry forward orthodontic activity (UOA)	0
Baseline contract value	£43,483.46

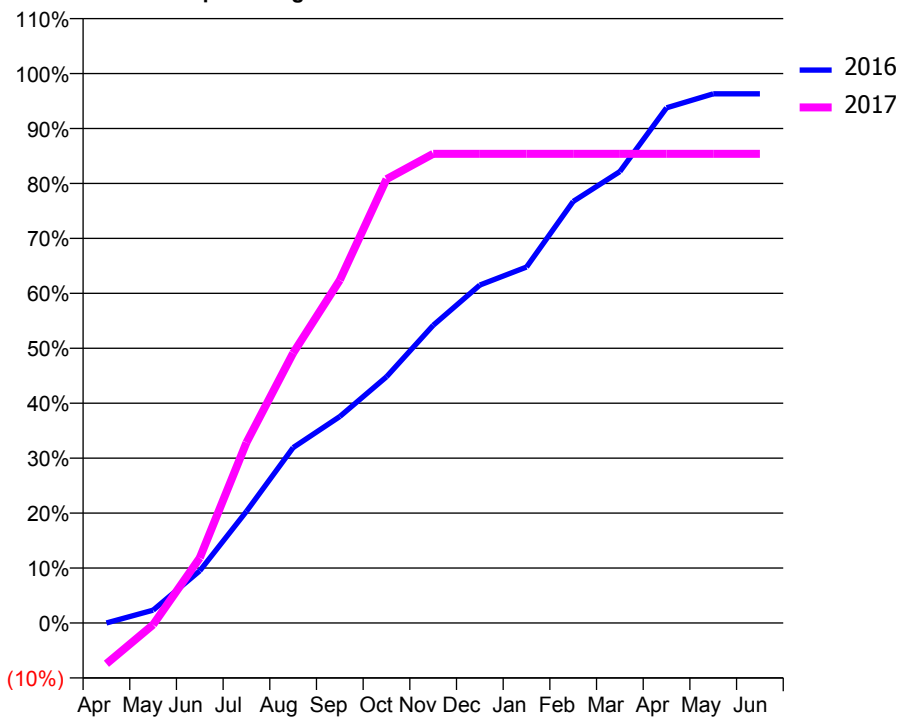
ACCESS*

Patients seen in 24 months	Total	Change since previous quarter
Quarter ending March 2016	789	
Quarter ending June 2016	817	↑
Quarter ending September 2016	841	↑
Quarter ending December 2016	762	↓
Quarter ending March 2017	665	↓
Variance since March 2016	(15.7%)	↓



ACTIVITY

Cumulative percentage of contracted UDA delivered 2016 & 2017



Month	Adjusted Scheduled Activity (UDA)	
	2016	2017
April	0	-111
May	70	-5
June	285	177
July	610	490
August	958	733
September	1,127	931
October	1,344	1,205
November	1,625	1,274
December	1,845	1,274
January	1,943	1,274
February	2,301	1,274
March	2,464	1,274
April	2,812	1,274
May	2,889	1,274
June	2,889	1,274

QUALITY

	Quantity	Base Number	Contract	AT	Region	England
% of FP17s for the same patient ID Re-attending within 3 months - Children	0	0	N/A	13.2%	13.3%	12.3%
% of FP17s for the same patient ID Re-attending within 3 months - Adults	61	468	13.0%	17.3%	17.3%	16.7%
% of FP17s for the same patient ID Re-attending between 3 & 9 months - Children	0	0	N/A	56.9%	58.9%	57.6%
% of FP17s for the same patient ID Re-attending between 3 & 9 months - Adults	74	468	15.8%	50.6%	52.2%	50.1%
% of FP17s for Band 1 Urgent Courses	0	366	0.0%	10.9%	9.2%	9.1%
% of FP17s Relating to Free Repair or Replacements	0	366	0.0%	0.9%	1.0%	0.8%
% of FP17s Relating to Continuations	5	366	1.4%	1.2%	1.4%	1.2%
% of Patients satisfied with the dentistry they have received	6	6	N/A	92.2%	93.1%	92.8%
% of Patients satisfied with the time they had to wait for an appointment	5	6	N/A	88.3%	89.5%	88.7%

* This is based on patients treated on this contract for their most recent course of treatment. Figures in italics indicate the base number of FP17s or Patient Questionnaire responses are less than 100. N/A is shown where the base number of responses is less than 10 during the period. % is calculated as Quantity/Base number*100

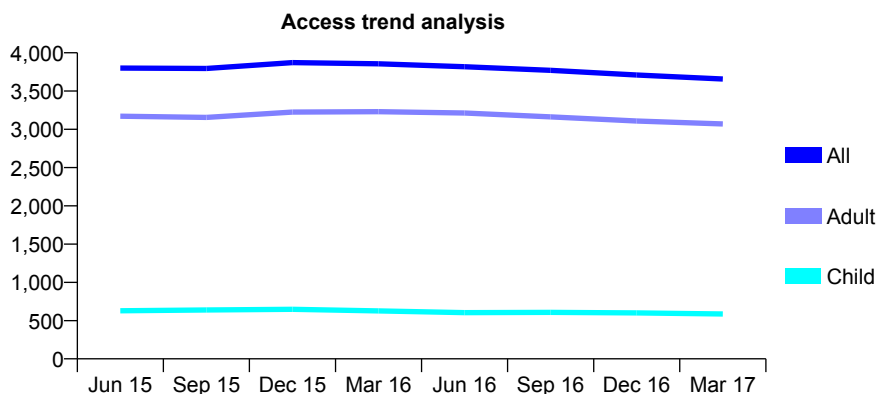
Q47 - Vital Signs At a Glance Contract Report for 208582/0001 - Year end March 2017

Name or company name	MR S DITCHFIELD
Contract type name	GDS Contract
Purpose of contract	General
Contract start date	01/04/2006
Contract end date	

16/17 Contracted general activity (UDA)	11,235
Carry forward general activity (UDA)	0
16/17 Contracted orthodontic activity (UOA)	0
Carry forward orthodontic activity (UOA)	0
Baseline contract value	£362,246.38

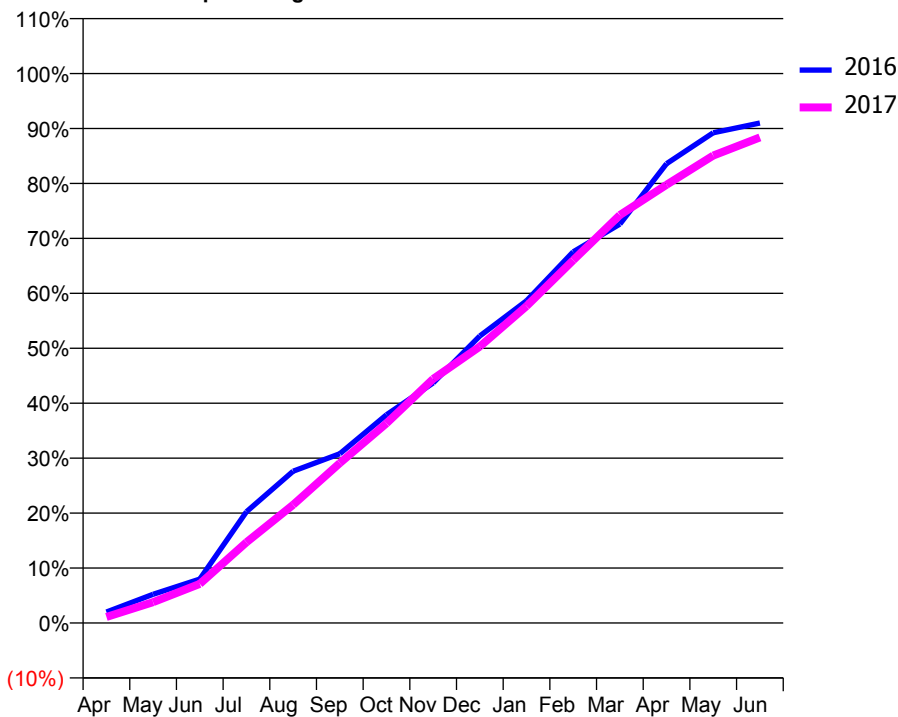
ACCESS*

Patients seen in 24 months	Total	Change since previous quarter
Quarter ending March 2016	3,857	
Quarter ending June 2016	3,817	↓
Quarter ending September 2016	3,770	↓
Quarter ending December 2016	3,710	↓
Quarter ending March 2017	3,658	↓
Variance since March 2016	(5.2%)	↓



ACTIVITY

Cumulative percentage of contracted UDA delivered 2016 & 2017



Adjusted Scheduled Activity (UDA)

Month	2016	2017
April	225	124
May	586	426
June	898	800
July	2,276	1,651
August	3,103	2,416
September	3,461	3,270
October	4,257	4,083
November	4,909	4,991
December	5,869	5,653
January	6,589	6,481
February	7,588	7,417
March	8,157	8,343
April	9,392	8,960
May	10,024	9,557
June	10,223	9,927

QUALITY

	Quantity	Base Number	Contract	AT	Region	England
% of FP17s for the same patient ID Re-attending within 3 months - Children	43	749	5.7%	13.2%	13.3%	12.3%
% of FP17s for the same patient ID Re-attending within 3 months - Adults	498	4,529	11.0%	17.3%	17.3%	16.7%
% of FP17s for the same patient ID Re-attending between 3 & 9 months - Children	270	749	36.0%	56.9%	58.9%	57.6%
% of FP17s for the same patient ID Re-attending between 3 & 9 months - Adults	2,568	4,529	56.7%	50.6%	52.2%	50.1%
% of FP17s for Band 1 Urgent Courses	355	5,069	7.0%	10.9%	9.2%	9.1%
% of FP17s Relating to Free Repair or Replacements	26	5,069	0.5%	0.9%	1.0%	0.8%
% of FP17s Relating to Continuations	76	5,069	1.5%	1.2%	1.4%	1.2%
% of Patients satisfied with the dentistry they have received	24	27	88.9%	92.2%	93.1%	92.8%
% of Patients satisfied with the time they had to wait for an appointment	26	27	96.3%	88.3%	89.5%	88.7%

* This is based on patients treated on this contract for their most recent course of treatment. Figures in italics indicate the base number of FP17s or Patient Questionnaire responses are less than 100. N/A is shown where the base number of responses is less than 10 during the period. % is calculated as Quantity/Base number*100

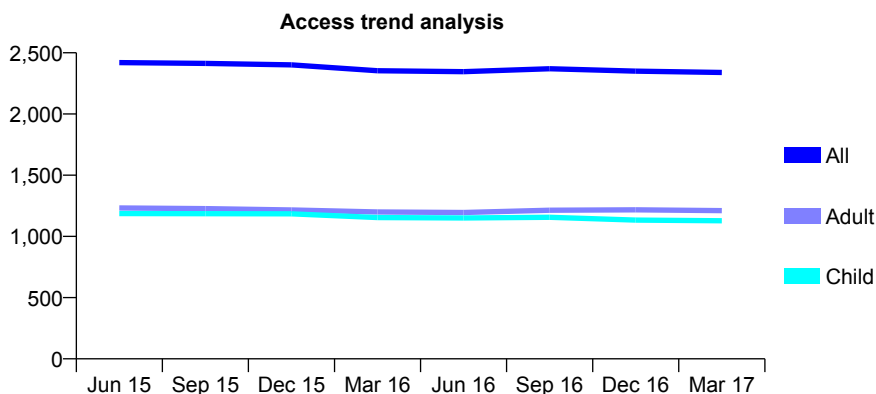
Q47 - Vital Signs At a Glance Contract Report for 208949/0001 - Year end March 2017

Name or company name	Mr R Shimmin
Contract type name	GDS Contract
Purpose of contract	General
Contract start date	01/04/2006
Contract end date	

16/17 Contracted general activity (UDA)	6,500
Carry forward general activity (UDA)	0
16/17 Contracted orthodontic activity (UOA)	0
Carry forward orthodontic activity (UOA)	0
Baseline contract value	£139,728.45

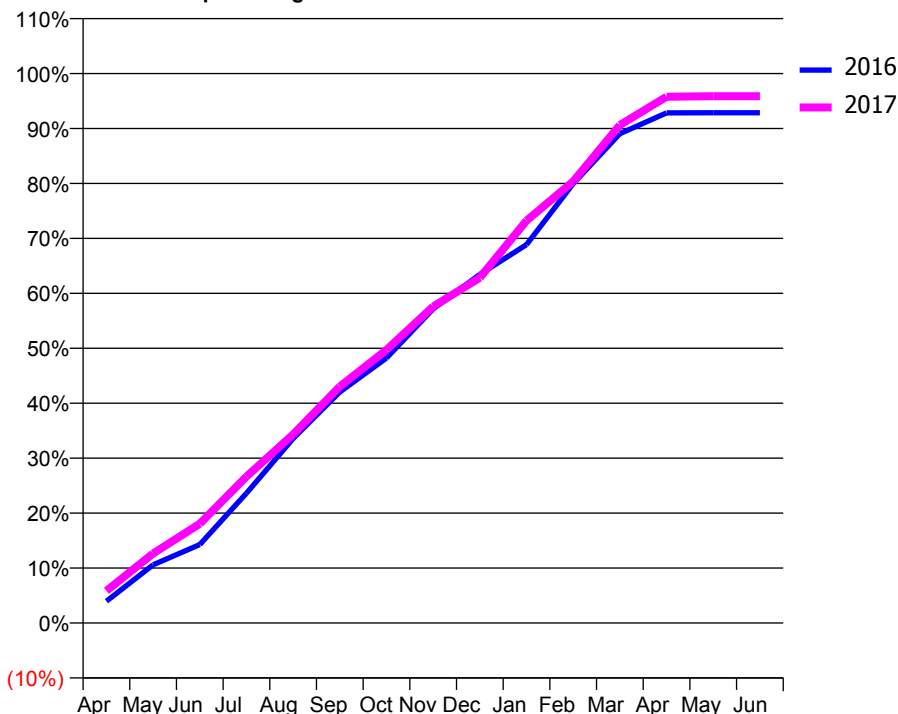
ACCESS*

Patients seen in 24 months	Total	Change since previous quarter
Quarter ending March 2016	2,354	
Quarter ending June 2016	2,346	→
Quarter ending September 2016	2,370	→
Quarter ending December 2016	2,350	→
Quarter ending March 2017	2,339	→
Variance since March 2016	(0.6%)	→



ACTIVITY

Cumulative percentage of contracted UDA delivered 2016 & 2017



Month	Adjusted Scheduled Activity (UDA)	
	2016	2017
April	258	381
May	689	823
June	929	1,174
July	1,535	1,733
August	2,182	2,231
September	2,733	2,798
October	3,135	3,231
November	3,716	3,745
December	4,124	4,085
January	4,476	4,760
February	5,197	5,223
March	5,788	5,891
April	6,034	6,225
May	6,035	6,231
June	6,035	6,231

QUALITY

	Quantity	Base Number	Contract	AT	Region	England
% of FP17s for the same patient ID Re-attending within 3 months - Children	147	1,966	7.5%	13.2%	13.3%	12.3%
% of FP17s for the same patient ID Re-attending within 3 months - Adults	245	1,768	13.9%	17.3%	17.3%	16.7%
% of FP17s for the same patient ID Re-attending between 3 & 9 months - Children	1,323	1,966	67.3%	56.9%	58.9%	57.6%
% of FP17s for the same patient ID Re-attending between 3 & 9 months - Adults	1,143	1,768	64.6%	50.6%	52.2%	50.1%
% of FP17s for Band 1 Urgent Courses	134	3,728	3.6%	10.9%	9.2%	9.1%
% of FP17s Relating to Free Repair or Replacements	0	3,728	0.0%	0.9%	1.0%	0.8%
% of FP17s Relating to Continuations	3	3,728	0.1%	1.2%	1.4%	1.2%
% of Patients satisfied with the dentistry they have received	6	6	N/A	92.2%	93.1%	92.8%
% of Patients satisfied with the time they had to wait for an appointment	6	6	N/A	88.3%	89.5%	88.7%

* This is based on patients treated on this contract for their most recent course of treatment. Figures in italics indicate the base number of FP17s or Patient Questionnaire responses are less than 100. N/A is shown where the base number of responses is less than 10 during the period. % is calculated as Quantity/Base number*100

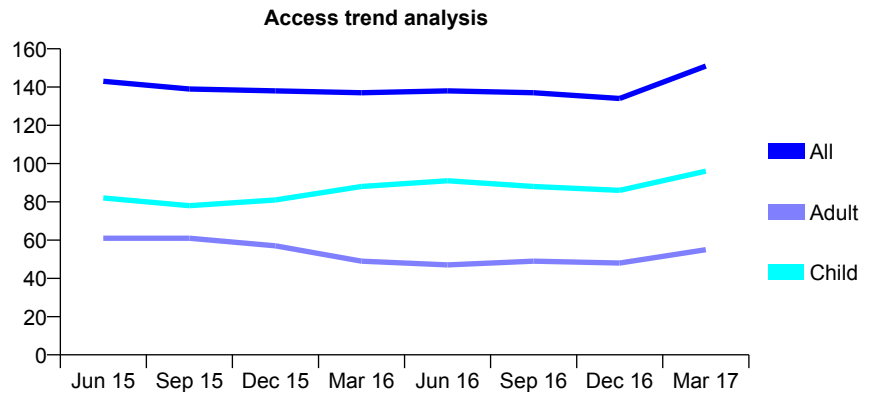
Q47 - Vital Signs At a Glance Contract Report for 215694/0001 - Year end March 2017

Name or company name	MISS SL CARO
Contract type name	GDS Contract
Purpose of contract	General
Contract start date	01/04/2006
Contract end date	

16/17 Contracted general activity (UDA)	300
Carry forward general activity (UDA)	0
16/17 Contracted orthodontic activity (UOA)	0
Carry forward orthodontic activity (UOA)	0
Baseline contract value	£6,385.60

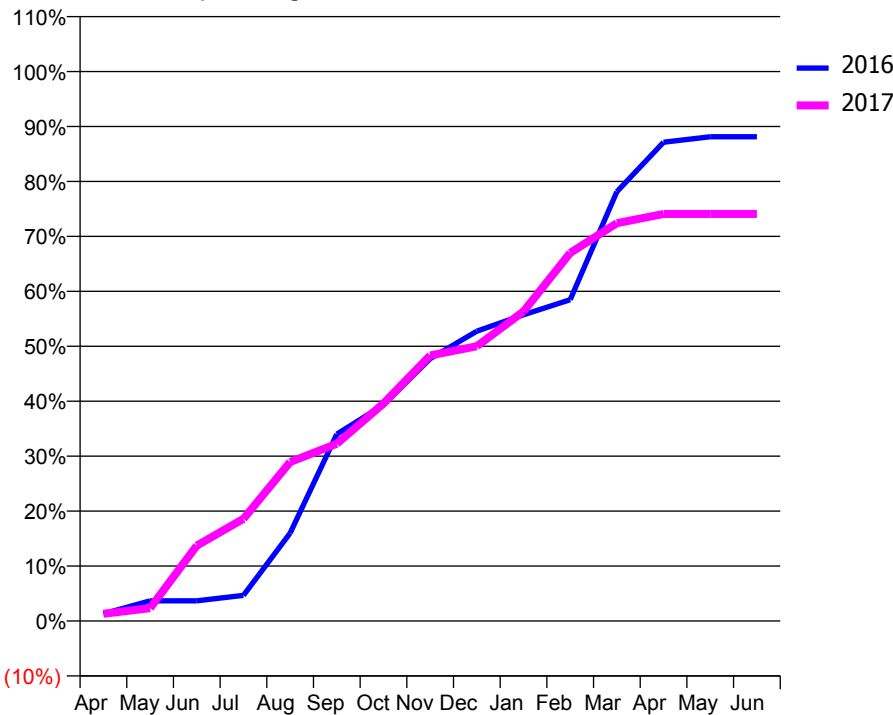
ACCESS*

Patients seen in 24 months	Total	Change since previous quarter
Quarter ending March 2016	137	
Quarter ending June 2016	138	→
Quarter ending September 2016	137	→
Quarter ending December 2016	134	↓
Quarter ending March 2017	151	↑
Variance since March 2016	10.2%	↑



ACTIVITY

Cumulative percentage of contracted UDA delivered 2016 & 2017



Month	Adjusted Scheduled Activity (UDA)	
	2016	2017
April	4	4
May	11	7
June	11	41
July	14	56
August	48	87
September	102	97
October	118	119
November	143	145
December	158	150
January	167	169
February	175	201
March	234	217
April	261	222
May	264	222
June	264	222

QUALITY

	Quantity	Base Number	Contract	AT	Region	England
% of FP17s for the same patient ID Re-attending within 3 months - Children	5	116	4.3%	13.2%	13.3%	12.3%
% of FP17s for the same patient ID Re-attending within 3 months - Adults	2	49	4.1%	17.3%	17.3%	16.7%
% of FP17s for the same patient ID Re-attending between 3 & 9 months - Children	60	116	51.7%	56.9%	58.9%	57.6%
% of FP17s for the same patient ID Re-attending between 3 & 9 months - Adults	29	49	59.2%	50.6%	52.2%	50.1%
% of FP17s for Band 1 Urgent Courses	6	155	3.9%	10.9%	9.2%	9.1%
% of FP17s Relating to Free Repair or Replacements	0	155	0.0%	0.9%	1.0%	0.8%
% of FP17s Relating to Continuations	0	155	0.0%	1.2%	1.4%	1.2%
% of Patients satisfied with the dentistry they have received	0	1	N/A	92.2%	93.1%	92.8%
% of Patients satisfied with the time they had to wait for an appointment	1	1	N/A	88.3%	89.5%	88.7%

* This is based on patients treated on this contract for their most recent course of treatment. Figures in italics indicate the base number of FP17s or Patient Questionnaire responses are less than 100. N/A is shown where the base number of responses is less than 10 during the period. % is calculated as Quantity/Base number*100

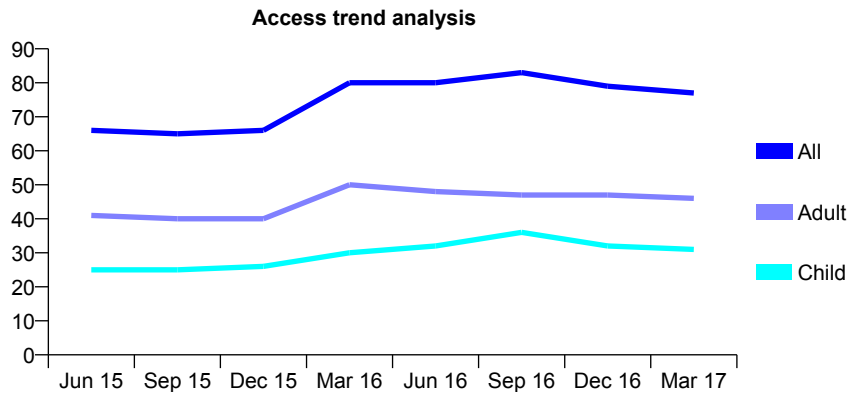
Q47 - Vital Signs At a Glance Contract Report for 215694/0002 - Year end March 2017

Name or company name	MISS SL CARO
Contract type name	GDS Contract
Purpose of contract	General
Contract start date	01/01/2012
Contract end date	

16/17 Contracted general activity (UDA)	150
Carry forward general activity (UDA)	-3
16/17 Contracted orthodontic activity (UOA)	0
Carry forward orthodontic activity (UOA)	0
Baseline contract value	£2,960.07

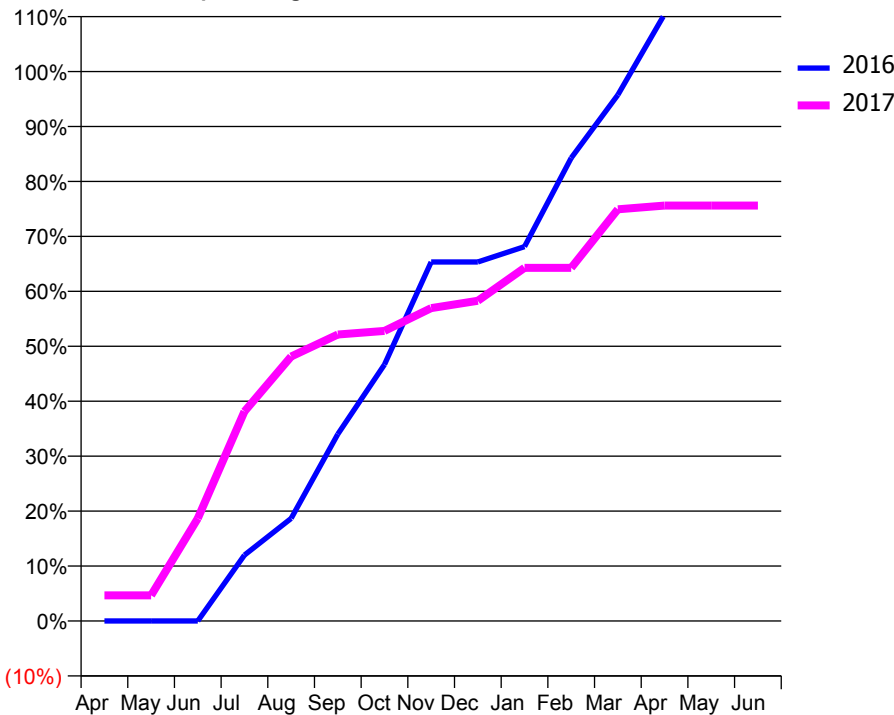
ACCESS*

Patients seen in 24 months	Total	Change since previous quarter
Quarter ending March 2016	80	
Quarter ending June 2016	80	→
Quarter ending September 2016	83	↑
Quarter ending December 2016	79	↓
Quarter ending March 2017	77	↓
Variance since March 2016	(3.8%)	↓



ACTIVITY

Cumulative percentage of contracted UDA delivered 2016 & 2017



Month	Adjusted Scheduled Activity (UDA)	
	2016	2017
April	0	7
May	0	7
June	0	28
July	18	57
August	28	72
September	51	78
October	70	79
November	98	85
December	98	87
January	102	96
February	126	96
March	144	112
April	166	113
May	166	113
June	169	113

QUALITY

	Quantity	Base Number	Contract	AT	Region	England
% of FP17s for the same patient ID Re-attending within 3 months - Children	0	34	0.0%	13.2%	13.3%	12.3%
% of FP17s for the same patient ID Re-attending within 3 months - Adults	2	51	3.9%	17.3%	17.3%	16.7%
% of FP17s for the same patient ID Re-attending between 3 & 9 months - Children	19	34	55.9%	56.9%	58.9%	57.6%
% of FP17s for the same patient ID Re-attending between 3 & 9 months - Adults	30	51	58.8%	50.6%	52.2%	50.1%
% of FP17s for Band 1 Urgent Courses	2	77	2.6%	10.9%	9.2%	9.1%
% of FP17s Relating to Free Repair or Replacements	0	77	0.0%	0.9%	1.0%	0.8%
% of FP17s Relating to Continuations	0	77	0.0%	1.2%	1.4%	1.2%
% of Patients satisfied with the dentistry they have received	0	0	N/A	92.2%	93.1%	92.8%
% of Patients satisfied with the time they had to wait for an appointment	0	0	N/A	88.3%	89.5%	88.7%

* This is based on patients treated on this contract for their most recent course of treatment. Figures in italics indicate the base number of FP17s or Patient Questionnaire responses are less than 100. N/A is shown where the base number of responses is less than 10 during the period. % is calculated as Quantity/Base number*100

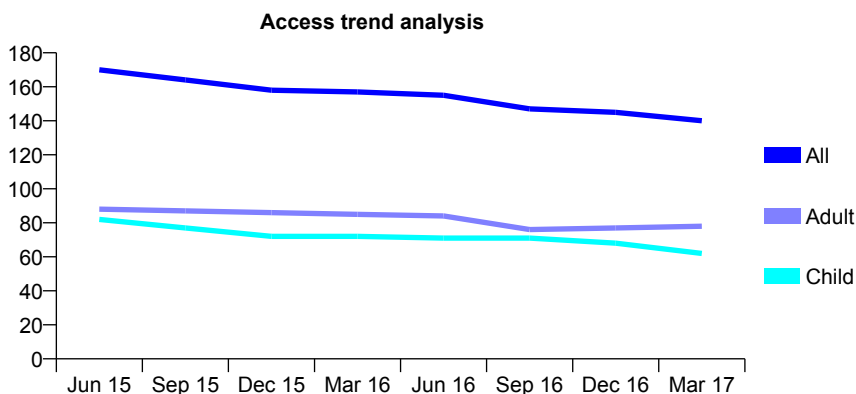
Q47 - Vital Signs At a Glance Contract Report for 221236/0002 - Year end March 2017

Name or company name	MR PG WINSTANLEY
Contract type name	GDS Contract
Purpose of contract	General
Contract start date	01/05/2012
Contract end date	

16/17 Contracted general activity (UDA)	342
Carry forward general activity (UDA)	0
16/17 Contracted orthodontic activity (UOA)	0
Carry forward orthodontic activity (UOA)	0
Baseline contract value	£12,617.48

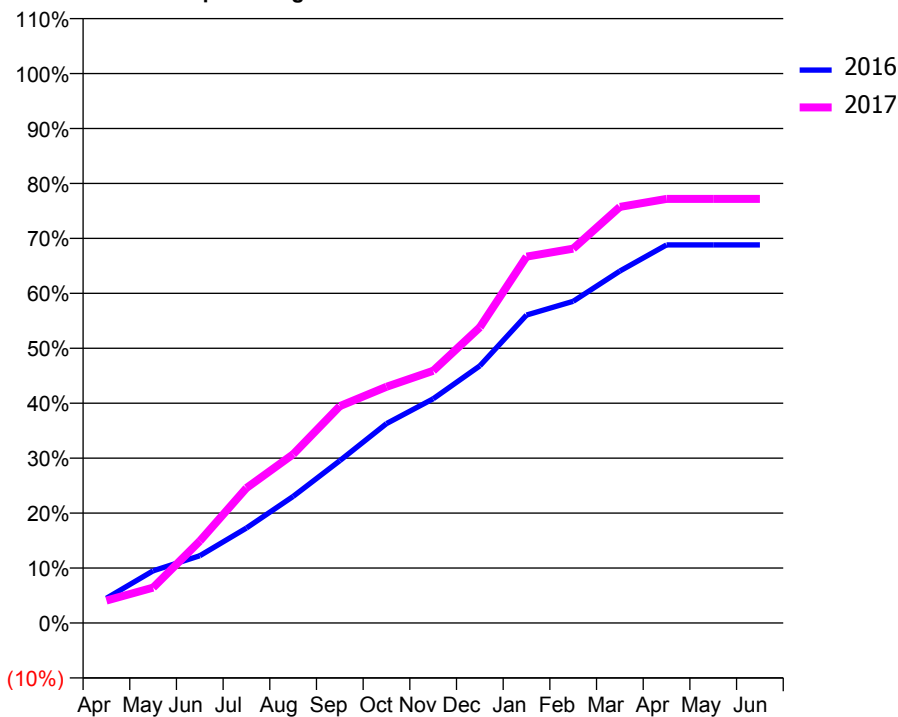
ACCESS*

Patients seen in 24 months	Total	Change since previous quarter
Quarter ending March 2016	157	
Quarter ending June 2016	155	↓
Quarter ending September 2016	147	↓
Quarter ending December 2016	145	↓
Quarter ending March 2017	140	↓
Variance since March 2016	(10.8%)	↓



ACTIVITY

Cumulative percentage of contracted UDA delivered 2016 & 2017



Adjusted Scheduled Activity (UDA)

Month	2016	2017
April	18	14
May	38	22
June	49	51
July	69	84
August	92	105
September	118	135
October	145	147
November	163	157
December	187	184
January	224	228
February	234	233
March	256	259
April	275	264
May	275	264
June	275	264

QUALITY

	Quantity	Base Number	Contract	AT	Region	England
% of FP17s for the same patient ID Re-attending within 3 months - Children	2	113	1.8%	13.2%	13.3%	12.3%
% of FP17s for the same patient ID Re-attending within 3 months - Adults	5	87	5.7%	17.3%	17.3%	16.7%
% of FP17s for the same patient ID Re-attending between 3 & 9 months - Children	85	113	75.2%	56.9%	58.9%	57.6%
% of FP17s for the same patient ID Re-attending between 3 & 9 months - Adults	62	87	71.3%	50.6%	52.2%	50.1%
% of FP17s for Band 1 Urgent Courses	0	190	0.0%	10.9%	9.2%	9.1%
% of FP17s Relating to Free Repair or Replacements	0	190	0.0%	0.9%	1.0%	0.8%
% of FP17s Relating to Continuations	0	190	0.0%	1.2%	1.4%	1.2%
% of Patients satisfied with the dentistry they have received	0	0	N/A	92.2%	93.1%	92.8%
% of Patients satisfied with the time they had to wait for an appointment	0	0	N/A	88.3%	89.5%	88.7%

* This is based on patients treated on this contract for their most recent course of treatment. Figures in italics indicate the base number of FP17s or Patient Questionnaire responses are less than 100. N/A is shown where the base number of responses is less than 10 during the period. % is calculated as Quantity/Base number*100

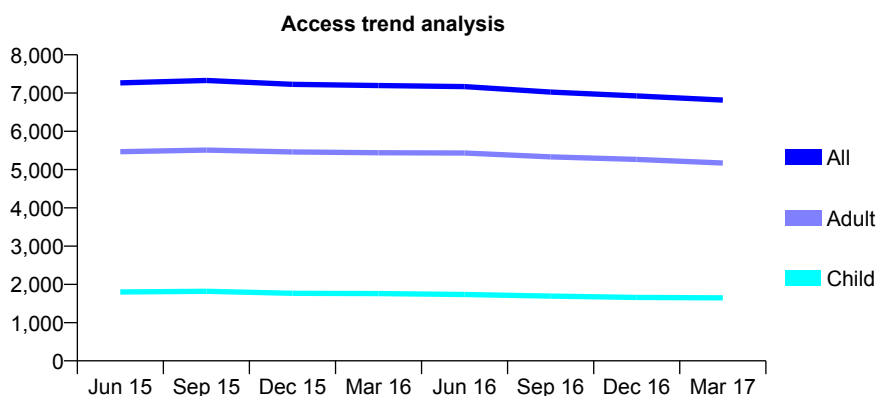
Q47 - Vital Signs At a Glance Contract Report for 222003/0001 - Year end March 2017

Name or company name	MISS LA SOUTHWORTH
Contract type name	GDS Contract
Purpose of contract	General
Contract start date	01/04/2006
Contract end date	

16/17 Contracted general activity (UDA)	24,250
Carry forward general activity (UDA)	0
16/17 Contracted orthodontic activity (UOA)	0
Carry forward orthodontic activity (UOA)	0
Baseline contract value	£587,752.24

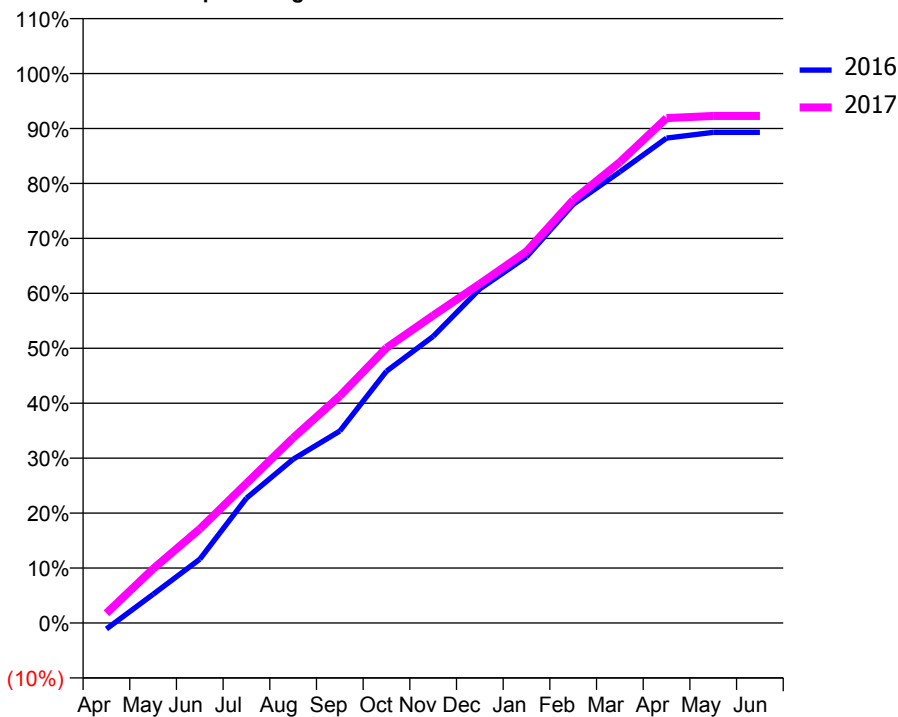
ACCESS*

Patients seen in 24 months	Total	Change since previous quarter
Quarter ending March 2016	7,196	
Quarter ending June 2016	7,167	→
Quarter ending September 2016	7,025	↓
Quarter ending December 2016	6,923	↓
Quarter ending March 2017	6,818	↓
Variance since March 2016	(5.3%)	↓



ACTIVITY

Cumulative percentage of contracted UDA delivered 2016 & 2017



Month	Adjusted Scheduled Activity (UDA)	
	2016	2017
April	-266	433
May	1,268	2,393
June	2,816	4,152
July	5,510	6,164
August	7,228	8,169
September	8,472	10,018
October	11,116	12,145
November	12,650	13,570
December	14,746	14,970
January	16,155	16,398
February	18,478	18,669
March	19,913	20,342
April	21,397	22,283
May	21,651	22,378
June	21,651	22,378

QUALITY

	Quantity	Base Number	Contract	AT	Region	England
% of FP17s for the same patient ID Re-attending within 3 months - Children	375	3,054	12.3%	13.2%	13.3%	12.3%
% of FP17s for the same patient ID Re-attending within 3 months - Adults	1,674	8,428	19.9%	17.3%	17.3%	16.7%
% of FP17s for the same patient ID Re-attending between 3 & 9 months - Children	1,883	3,054	61.7%	56.9%	58.9%	57.6%
% of FP17s for the same patient ID Re-attending between 3 & 9 months - Adults	4,680	8,428	55.5%	50.6%	52.2%	50.1%
% of FP17s for Band 1 Urgent Courses	1,232	11,511	10.7%	10.9%	9.2%	9.1%
% of FP17s Relating to Free Repair or Replacements	146	11,511	1.3%	0.9%	1.0%	0.8%
% of FP17s Relating to Continuations	76	11,511	0.7%	1.2%	1.4%	1.2%
% of Patients satisfied with the dentistry they have received	15	16	93.8%	92.2%	93.1%	92.8%
% of Patients satisfied with the time they had to wait for an appointment	14	16	87.5%	88.3%	89.5%	88.7%

* This is based on patients treated on this contract for their most recent course of treatment. Figures in italics indicate the base number of FP17s or Patient Questionnaire responses are less than 100. N/A is shown where the base number of responses is less than 10 during the period. % is calculated as Quantity/Base number*100

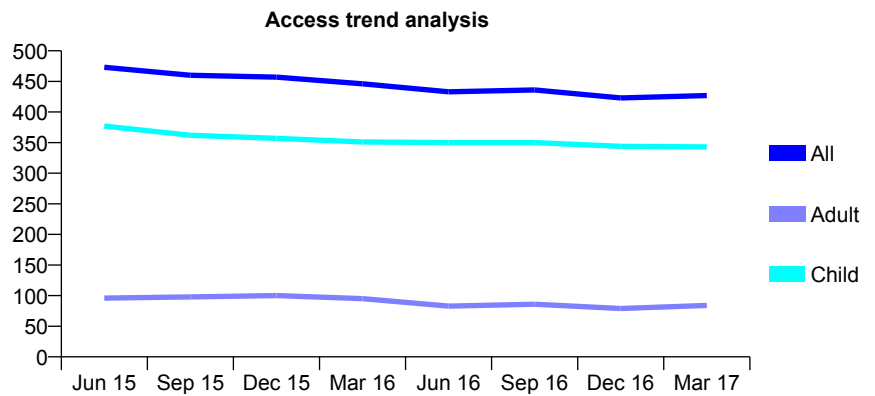
Q47 - Vital Signs At a Glance Contract Report for 229555/0001 - Year end March 2017

Name or company name	MR D ALLEN
Contract type name	GDS Contract
Purpose of contract	General
Contract start date	01/04/2006
Contract end date	

16/17 Contracted general activity (UDA)	1,600
Carry forward general activity (UDA)	0
16/17 Contracted orthodontic activity (UOA)	0
Carry forward orthodontic activity (UOA)	0
Baseline contract value	£35,182.78

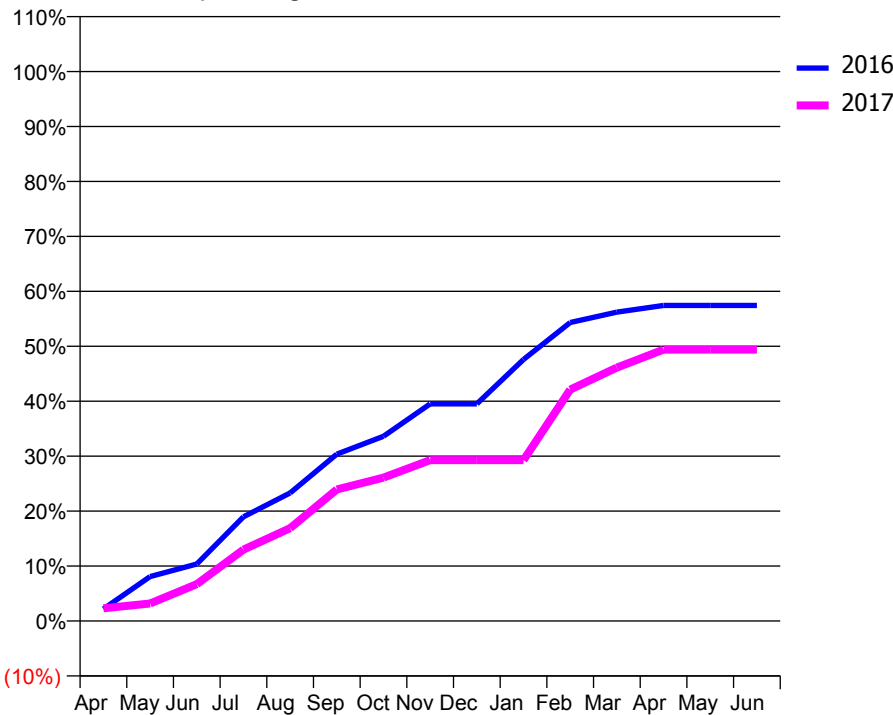
ACCESS*

Patients seen in 24 months	Total	Change since previous quarter
Quarter ending March 2016	446	
Quarter ending June 2016	433	↓
Quarter ending September 2016	436	→
Quarter ending December 2016	423	↓
Quarter ending March 2017	427	→
Variance since March 2016	(4.3%)	↓



ACTIVITY

Cumulative percentage of contracted UDA delivered 2016 & 2017



Month	Adjusted Scheduled Activity (UDA)	
	2016	2017
April	35	37
May	129	51
June	166	107
July	304	208
August	373	270
September	486	383
October	538	417
November	632	468
December	632	468
January	762	468
February	869	674
March	899	738
April	919	790
May	919	790
June	919	790

QUALITY

	Quantity	Base Number	Contract	AT	Region	England
% of FP17s for the same patient ID Re-attending within 3 months - Children	28	553	5.1%	13.2%	13.3%	12.3%
% of FP17s for the same patient ID Re-attending within 3 months - Adults	4	44	9.1%	17.3%	17.3%	16.7%
% of FP17s for the same patient ID Re-attending between 3 & 9 months - Children	375	553	67.8%	56.9%	58.9%	57.6%
% of FP17s for the same patient ID Re-attending between 3 & 9 months - Adults	30	44	68.2%	50.6%	52.2%	50.1%
% of FP17s for Band 1 Urgent Courses	17	609	2.8%	10.9%	9.2%	9.1%
% of FP17s Relating to Free Repair or Replacements	0	609	0.0%	0.9%	1.0%	0.8%
% of FP17s Relating to Continuations	0	609	0.0%	1.2%	1.4%	1.2%
% of Patients satisfied with the dentistry they have received	1	1	N/A	92.2%	93.1%	92.8%
% of Patients satisfied with the time they had to wait for an appointment	1	1	N/A	88.3%	89.5%	88.7%

* This is based on patients treated on this contract for their most recent course of treatment. Figures in italics indicate the base number of FP17s or Patient Questionnaire responses are less than 100. N/A is shown where the base number of responses is less than 10 during the period. % is calculated as Quantity/Base number*100

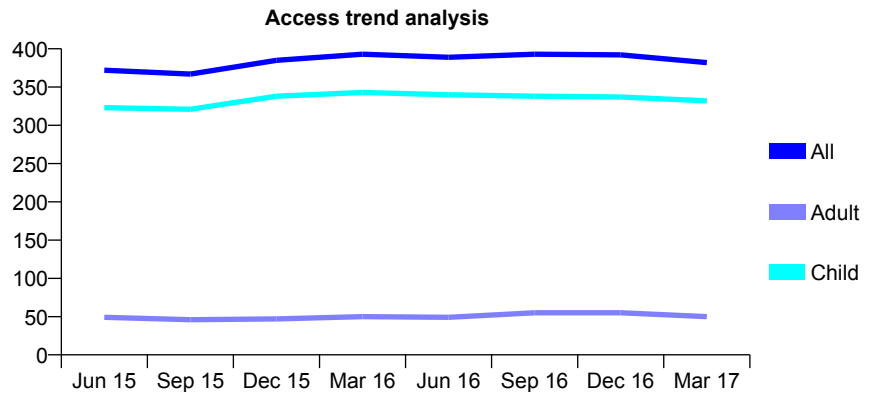
Q47 - Vital Signs At a Glance Contract Report for 230766/0001 - Year end March 2017

Name or company name	MR CJ BROADBENT
Contract type name	GDS Contract
Purpose of contract	General
Contract start date	01/04/2006
Contract end date	

16/17 Contracted general activity (UDA)	800
Carry forward general activity (UDA)	0
16/17 Contracted orthodontic activity (UOA)	0
Carry forward orthodontic activity (UOA)	0
Baseline contract value	£15,661.15

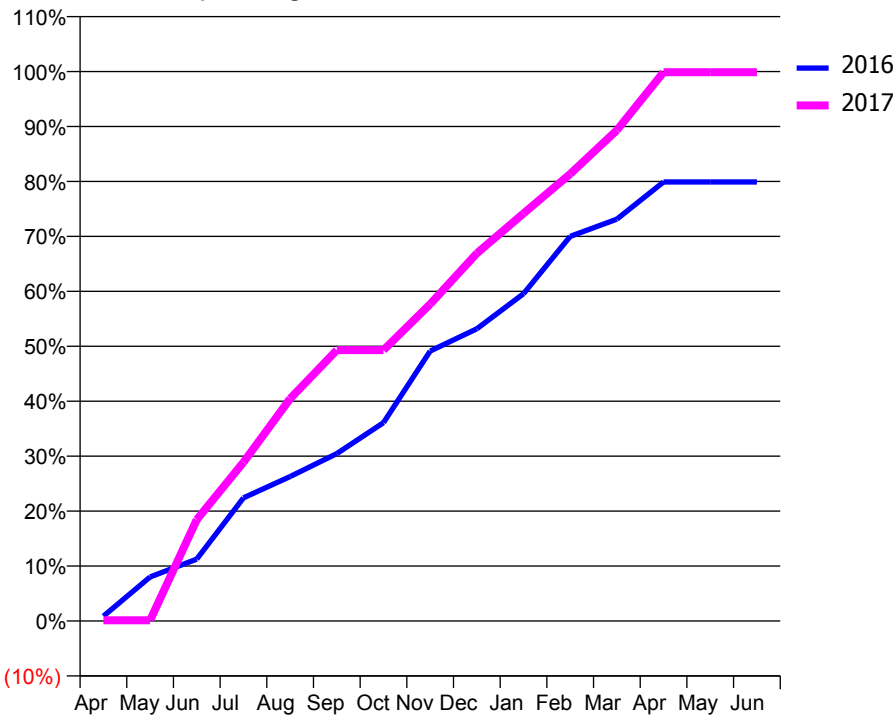
ACCESS*

Patients seen in 24 months	Total	Change since previous quarter
Quarter ending March 2016	393	
Quarter ending June 2016	389	↓
Quarter ending September 2016	393	→
Quarter ending December 2016	392	→
Quarter ending March 2017	382	↓
Variance since March 2016	(2.8%)	↓



ACTIVITY

Cumulative percentage of contracted UDA delivered 2016 & 2017



Month	Adjusted Scheduled Activity (UDA)	
	2016	2017
April	7	1
May	64	1
June	90	148
July	179	231
August	210	324
September	244	394
October	289	394
November	393	461
December	425	535
January	477	593
February	560	651
March	585	715
April	639	799
May	639	799
June	639	799

QUALITY

	Quantity	Base Number	Contract	AT	Region	England
% of FP17s for the same patient ID Re-attending within 3 months - Children	41	546	7.5%	13.2%	13.3%	12.3%
% of FP17s for the same patient ID Re-attending within 3 months - Adults	0	1	0.0%	17.3%	17.3%	16.7%
% of FP17s for the same patient ID Re-attending between 3 & 9 months - Children	345	546	63.2%	56.9%	58.9%	57.6%
% of FP17s for the same patient ID Re-attending between 3 & 9 months - Adults	1	1	100.0%	50.6%	52.2%	50.1%
% of FP17s for Band 1 Urgent Courses	20	565	3.5%	10.9%	9.2%	9.1%
% of FP17s Relating to Free Repair or Replacements	0	565	0.0%	0.9%	1.0%	0.8%
% of FP17s Relating to Continuations	0	565	0.0%	1.2%	1.4%	1.2%
% of Patients satisfied with the dentistry they have received	0	0	N/A	92.2%	93.1%	92.8%
% of Patients satisfied with the time they had to wait for an appointment	0	0	N/A	88.3%	89.5%	88.7%

* This is based on patients treated on this contract for their most recent course of treatment. Figures in italics indicate the base number of FP17s or Patient Questionnaire responses are less than 100. N/A is shown where the base number of responses is less than 10 during the period. % is calculated as Quantity/Base number*100

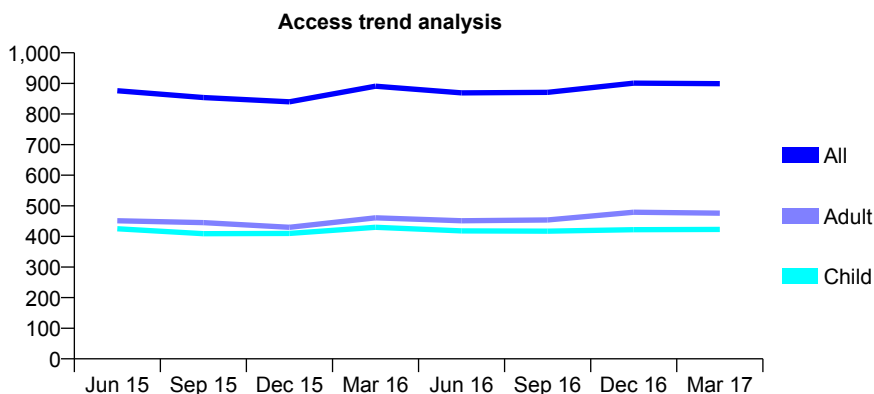
Q47 - Vital Signs At a Glance Contract Report for 235474/0001 - Year end March 2017

Name or company name	MR MS COLLINSON
Contract type name	GDS Contract
Purpose of contract	General
Contract start date	01/04/2006
Contract end date	

16/17 Contracted general activity (UDA)	1,770
Carry forward general activity (UDA)	-35
16/17 Contracted orthodontic activity (UOA)	0
Carry forward orthodontic activity (UOA)	0
Baseline contract value	£39,377.20

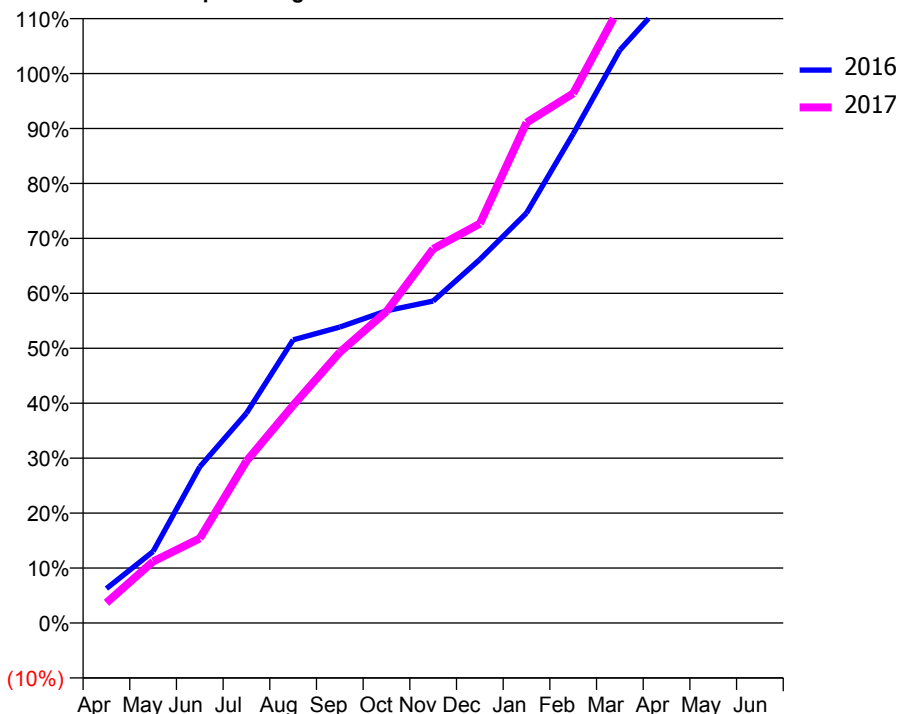
ACCESS*

Patients seen in 24 months	Total	Change since previous quarter
Quarter ending March 2016	891	
Quarter ending June 2016	869	↓
Quarter ending September 2016	871	→
Quarter ending December 2016	901	↑
Quarter ending March 2017	899	→
Variance since March 2016	0.9%	→



ACTIVITY

Cumulative percentage of contracted UDA delivered 2016 & 2017



Adjusted Scheduled Activity (UDA)

Month	2016	2017
April	111	65
May	230	198
June	503	272
July	676	522
August	912	701
September	953	872
October	1,006	1,004
November	1,037	1,205
December	1,171	1,286
January	1,320	1,612
February	1,576	1,706
March	1,846	1,985
April	2,011	2,063
May	2,011	2,063
June	2,014	2,063

QUALITY

	Quantity	Base Number	Contract	AT	Region	England
% of FP17s for the same patient ID Re-attending within 3 months - Children	34	573	5.9%	13.2%	13.3%	12.3%
% of FP17s for the same patient ID Re-attending within 3 months - Adults	38	502	7.6%	17.3%	17.3%	16.7%
% of FP17s for the same patient ID Re-attending between 3 & 9 months - Children	340	573	59.3%	56.9%	58.9%	57.6%
% of FP17s for the same patient ID Re-attending between 3 & 9 months - Adults	263	502	52.4%	50.6%	52.2%	50.1%
% of FP17s for Band 1 Urgent Courses	10	1,052	1.0%	10.9%	9.2%	9.1%
% of FP17s Relating to Free Repair or Replacements	0	1,052	0.0%	0.9%	1.0%	0.8%
% of FP17s Relating to Continuations	28	1,052	2.7%	1.2%	1.4%	1.2%
% of Patients satisfied with the dentistry they have received	3	3	N/A	92.2%	93.1%	92.8%
% of Patients satisfied with the time they had to wait for an appointment	3	3	N/A	88.3%	89.5%	88.7%

* This is based on patients treated on this contract for their most recent course of treatment. Figures in italics indicate the base number of FP17s or Patient Questionnaire responses are less than 100. N/A is shown where the base number of responses is less than 10 during the period. % is calculated as Quantity/Base number*100

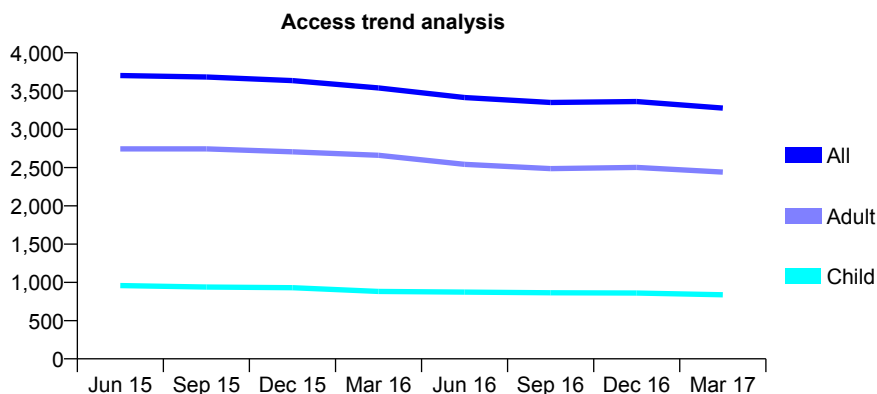
Q47 - Vital Signs At a Glance Contract Report for 235903/0001 - Year end March 2017

Name or company name	MR J IKRAM
Contract type name	GDS Contract
Purpose of contract	General
Contract start date	02/11/2012
Contract end date	

16/17 Contracted general activity (UDA)	10,181
Carry forward general activity (UDA)	-20
16/17 Contracted orthodontic activity (UOA)	0
Carry forward orthodontic activity (UOA)	0
Baseline contract value	£229,718.22

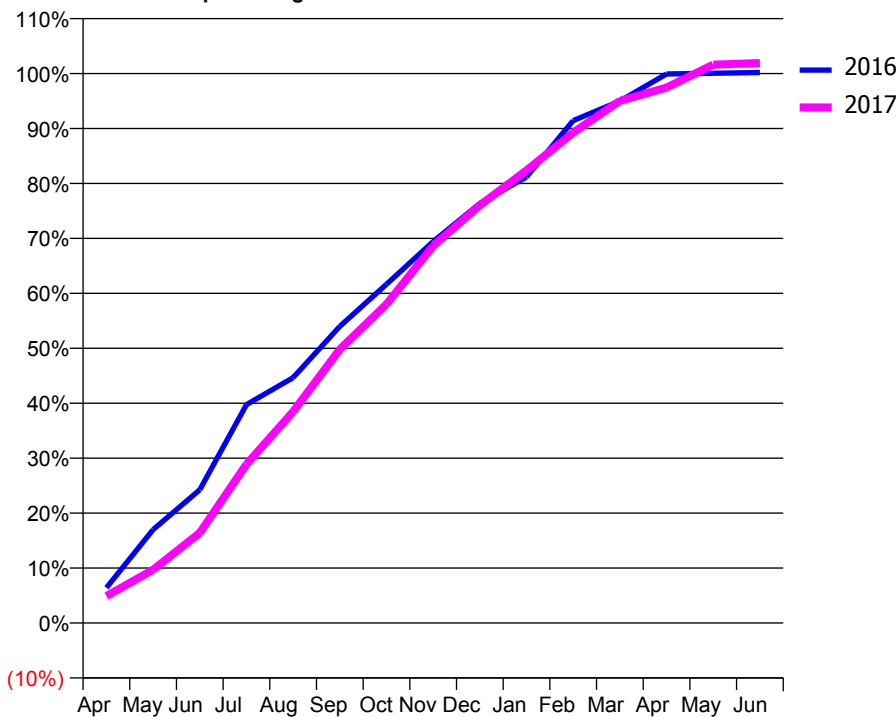
ACCESS*

Patients seen in 24 months	Total	Change since previous quarter
Quarter ending March 2016	3,541	
Quarter ending June 2016	3,415	↓
Quarter ending September 2016	3,351	↓
Quarter ending December 2016	3,363	→
Quarter ending March 2017	3,278	↓
Variance since March 2016	(7.4%)	↓



ACTIVITY

Cumulative percentage of contracted UDA delivered 2016 & 2017



Month	2016	2017
April	718	499
May	1,901	986
June	2,712	1,672
July	4,444	2,941
August	4,993	3,917
September	6,037	5,070
October	6,894	5,905
November	7,760	6,989
December	8,538	7,738
January	9,078	8,386
February	10,223	9,085
March	10,621	9,675
April	11,172	9,920
May	11,187	10,346
June	11,201	10,376

QUALITY

	Quantity	Base Number	Contract	AT	Region	England
% of FP17s for the same patient ID Re-attending within 3 months - Children	157	1,111	14.1%	13.2%	13.3%	12.3%
% of FP17s for the same patient ID Re-attending within 3 months - Adults	682	3,291	20.7%	17.3%	17.3%	16.7%
% of FP17s for the same patient ID Re-attending between 3 & 9 months - Children	506	1,111	45.5%	56.9%	58.9%	57.6%
% of FP17s for the same patient ID Re-attending between 3 & 9 months - Adults	1,644	3,291	50.0%	50.6%	52.2%	50.1%
% of FP17s for Band 1 Urgent Courses	586	4,312	13.6%	10.9%	9.2%	9.1%
% of FP17s Relating to Free Repair or Replacements	18	4,312	0.4%	0.9%	1.0%	0.8%
% of FP17s Relating to Continuations	23	4,312	0.5%	1.2%	1.4%	1.2%
% of Patients satisfied with the dentistry they have received	10	11	90.9%	92.2%	93.1%	92.8%
% of Patients satisfied with the time they had to wait for an appointment	10	11	90.9%	88.3%	89.5%	88.7%

* This is based on patients treated on this contract for their most recent course of treatment. Figures in italics indicate the base number of FP17s or Patient Questionnaire responses are less than 100. N/A is shown where the base number of responses is less than 10 during the period. % is calculated as Quantity/Base number*100

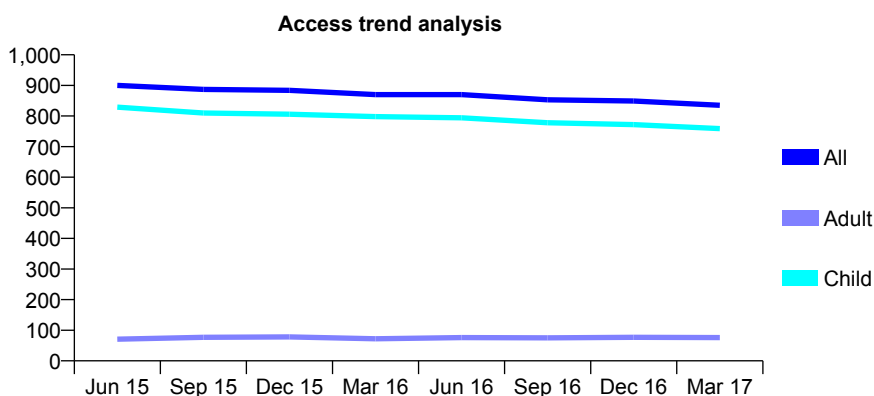
Q47 - Vital Signs At a Glance Contract Report for 245305/0001 - Year end March 2017

Name or company name	MR DJ PATTISON
Contract type name	GDS Contract
Purpose of contract	General
Contract start date	01/04/2006
Contract end date	

16/17 Contracted general activity (UDA)	1,800
Carry forward general activity (UDA)	0
16/17 Contracted orthodontic activity (UOA)	0
Carry forward orthodontic activity (UOA)	0
Baseline contract value	£43,232.83

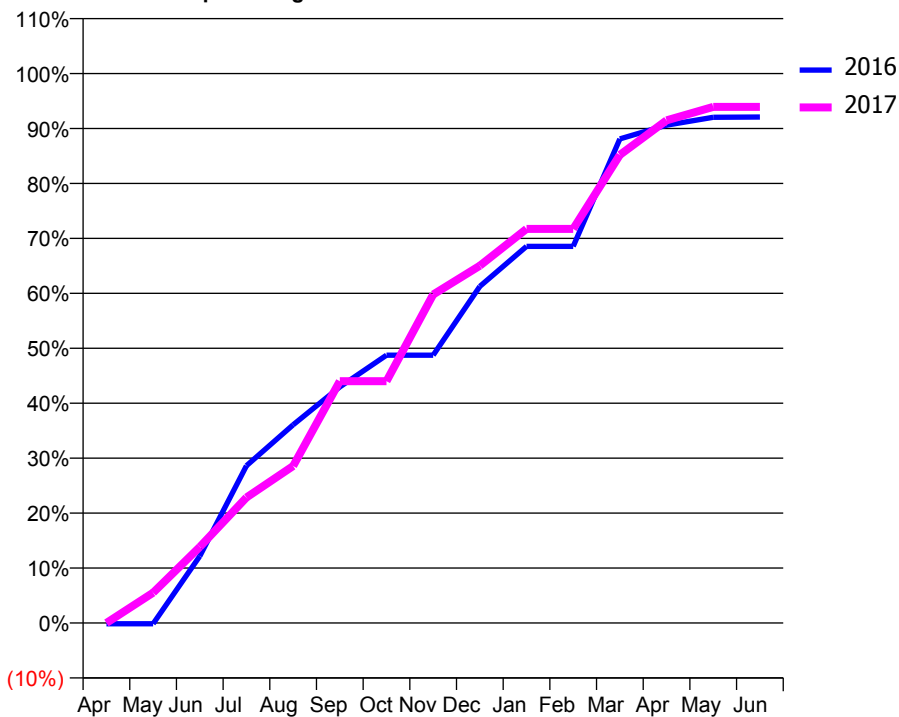
ACCESS*

Patients seen in 24 months	Total	Change since previous quarter
Quarter ending March 2016	870	
Quarter ending June 2016	870	→
Quarter ending September 2016	853	↓
Quarter ending December 2016	849	→
Quarter ending March 2017	835	↓
Variance since March 2016	(4.0%)	↓



ACTIVITY

Cumulative percentage of contracted UDA delivered 2016 & 2017



Month	Adjusted Scheduled Activity (UDA)	
	2016	2017
April	-3	0
May	-3	99
June	219	249
July	515	411
August	649	514
September	773	792
October	877	792
November	877	1,076
December	1,103	1,170
January	1,234	1,291
February	1,234	1,291
March	1,586	1,534
April	1,631	1,647
May	1,656	1,691
June	1,657	1,691

QUALITY

	Quantity	Base Number	Contract	AT	Region	England
% of FP17s for the same patient ID Re-attending within 3 months - Children	86	1,236	7.0%	13.2%	13.3%	12.3%
% of FP17s for the same patient ID Re-attending within 3 months - Adults	0	3	0.0%	17.3%	17.3%	16.7%
% of FP17s for the same patient ID Re-attending between 3 & 9 months - Children	903	1,236	73.1%	56.9%	58.9%	57.6%
% of FP17s for the same patient ID Re-attending between 3 & 9 months - Adults	3	3	100.0%	50.6%	52.2%	50.1%
% of FP17s for Band 1 Urgent Courses	9	1,312	0.7%	10.9%	9.2%	9.1%
% of FP17s Relating to Free Repair or Replacements	0	1,312	0.0%	0.9%	1.0%	0.8%
% of FP17s Relating to Continuations	0	1,312	0.0%	1.2%	1.4%	1.2%
% of Patients satisfied with the dentistry they have received	0	0	N/A	92.2%	93.1%	92.8%
% of Patients satisfied with the time they had to wait for an appointment	0	0	N/A	88.3%	89.5%	88.7%

* This is based on patients treated on this contract for their most recent course of treatment. Figures in italics indicate the base number of FP17s or Patient Questionnaire responses are less than 100. N/A is shown where the base number of responses is less than 10 during the period. % is calculated as Quantity/Base number*100

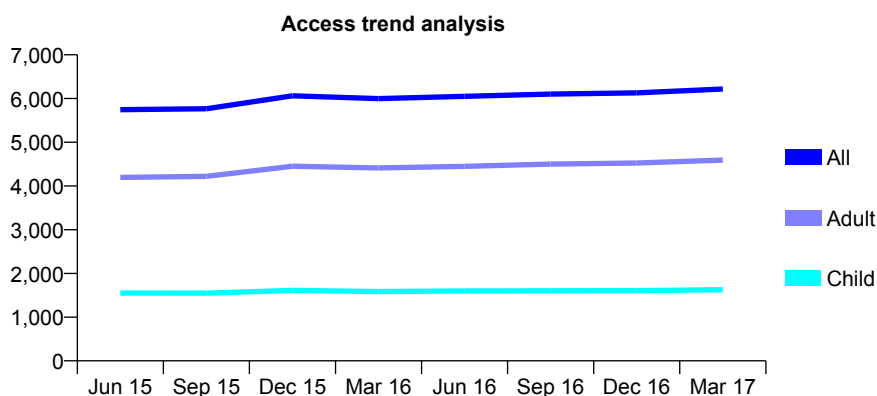
Q47 - Vital Signs At a Glance Contract Report for 258733/0001 - Year end March 2017

Name or company name	MR A GHAFLOOR
Contract type name	GDS Contract
Purpose of contract	General
Contract start date	01/04/2006
Contract end date	

16/17 Contracted general activity (UDA)	22,515
Carry forward general activity (UDA)	109
16/17 Contracted orthodontic activity (UOA)	0
Carry forward orthodontic activity (UOA)	0
Baseline contract value	£664,821.37

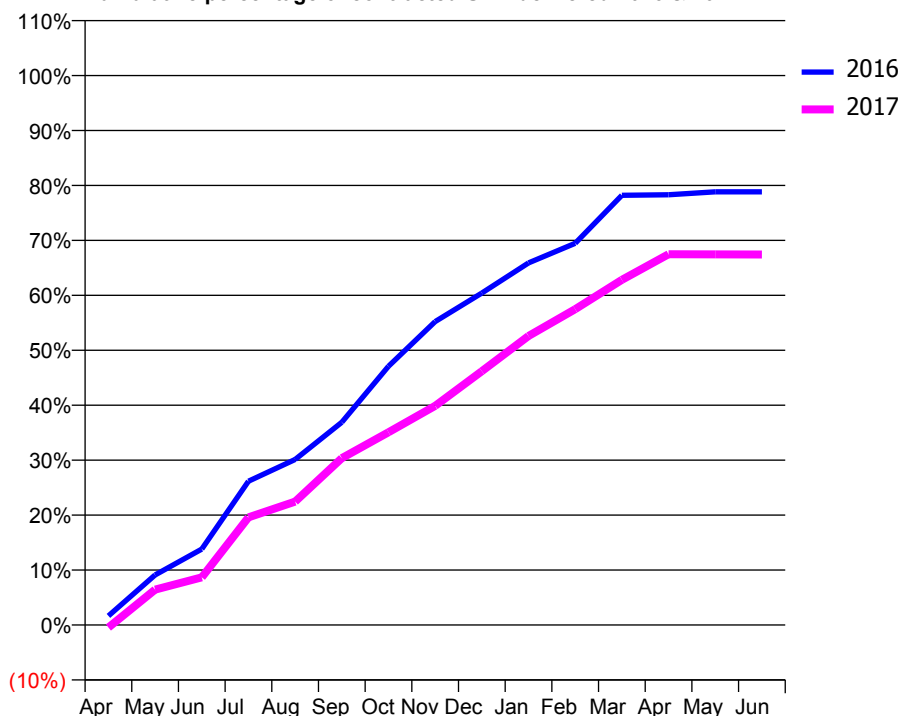
ACCESS*

Patients seen in 24 months	Total	Change since previous quarter
Quarter ending March 2016	5,998	
Quarter ending June 2016	6,051	→
Quarter ending September 2016	6,101	→
Quarter ending December 2016	6,130	→
Quarter ending March 2017	6,218	→
Variance since March 2016	3.7%	↑



ACTIVITY

Cumulative percentage of contracted UDA delivered 2016 & 2017



Month	Adjusted Scheduled Activity (UDA)	
	2016	2017
April	323	-109
May	1,777	1,453
June	2,696	1,954
July	5,110	4,414
August	5,881	5,057
September	7,200	6,836
October	9,191	7,896
November	10,778	8,981
December	11,791	10,402
January	12,861	11,840
February	13,557	12,941
March	15,262	14,145
April	15,282	15,191
May	15,383	15,186
June	15,383	15,182

QUALITY

	Quantity	Base Number	Contract	AT	Region	England
% of FP17s for the same patient ID Re-attending within 3 months - Children	471	2,938	16.0%	13.2%	13.3%	12.3%
% of FP17s for the same patient ID Re-attending within 3 months - Adults	1,025	6,793	15.1%	17.3%	17.3%	16.7%
% of FP17s for the same patient ID Re-attending between 3 & 9 months - Children	1,908	2,938	64.9%	56.9%	58.9%	57.6%
% of FP17s for the same patient ID Re-attending between 3 & 9 months - Adults	4,135	6,793	60.9%	50.6%	52.2%	50.1%
% of FP17s for Band 1 Urgent Courses	428	9,506	4.5%	10.9%	9.2%	9.1%
% of FP17s Relating to Free Repair or Replacements	39	9,506	0.4%	0.9%	1.0%	0.8%
% of FP17s Relating to Continuations	37	9,506	0.4%	1.2%	1.4%	1.2%
% of Patients satisfied with the dentistry they have received	8	8	N/A	92.2%	93.1%	92.8%
% of Patients satisfied with the time they had to wait for an appointment	7	8	N/A	88.3%	89.5%	88.7%

* This is based on patients treated on this contract for their most recent course of treatment. Figures in italics indicate the base number of FP17s or Patient Questionnaire responses are less than 100. N/A is shown where the base number of responses is less than 10 during the period. % is calculated as Quantity/Base number*100

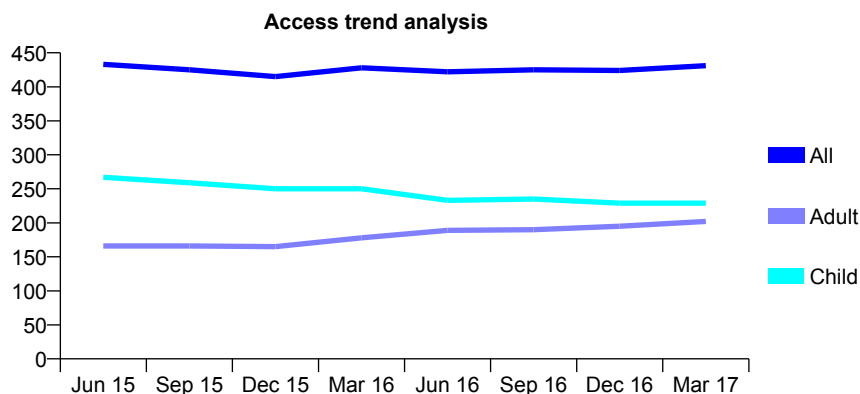
Q47 - Vital Signs At a Glance Contract Report for 293172/0002 - Year end March 2017

Name or company name	MR DE BOWLES
Contract type name	GDS Contract
Purpose of contract	General
Contract start date	01/04/2006
Contract end date	

16/17 Contracted general activity (UDA)	1,830
Carry forward general activity (UDA)	0
16/17 Contracted orthodontic activity (UOA)	0
Carry forward orthodontic activity (UOA)	0
Baseline contract value	£35,891.23

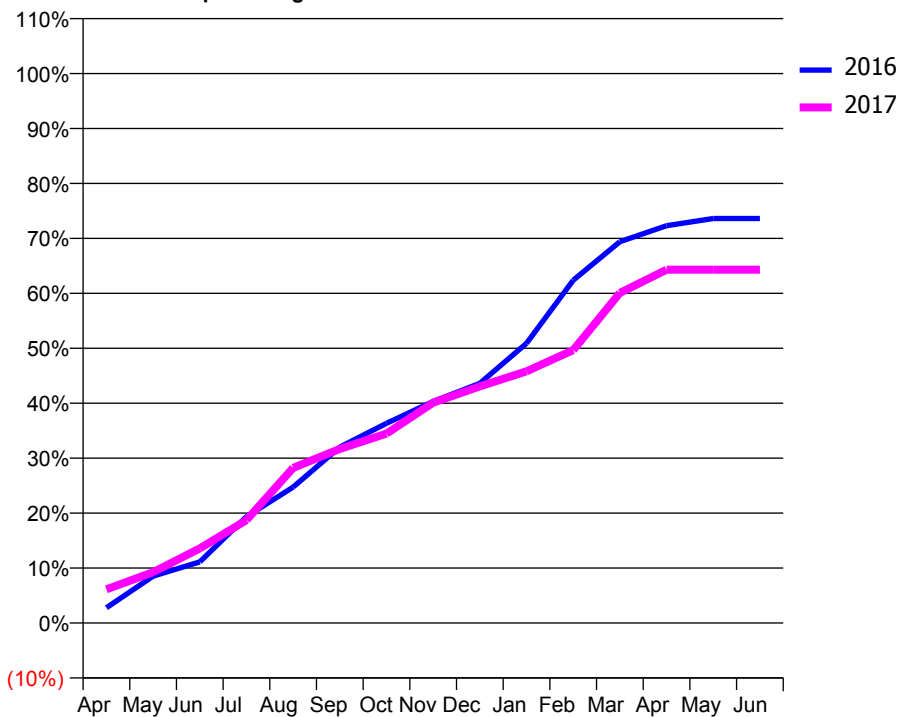
ACCESS*

Patients seen in 24 months	Total	Change since previous quarter
Quarter ending March 2016	428	
Quarter ending June 2016	422	↓
Quarter ending September 2016	425	→
Quarter ending December 2016	424	→
Quarter ending March 2017	431	→
Variance since March 2016	0.7%	→



ACTIVITY

Cumulative percentage of contracted UDA delivered 2016 & 2017



Month	Adjusted Scheduled Activity (UDA)	
	2016	2017
April	51	112
May	156	169
June	204	248
July	354	342
August	453	517
September	586	580
October	665	631
November	738	734
December	798	788
January	931	838
February	1,141	909
March	1,270	1,099
April	1,323	1,176
May	1,347	1,176
June	1,347	1,176

QUALITY

	Quantity	Base Number	Contract	AT	Region	England
% of FP17s for the same patient ID Re-attending within 3 months - Children	34	369	9.2%	13.2%	13.3%	12.3%
% of FP17s for the same patient ID Re-attending within 3 months - Adults	36	250	14.4%	17.3%	17.3%	16.7%
% of FP17s for the same patient ID Re-attending between 3 & 9 months - Children	242	369	65.6%	56.9%	58.9%	57.6%
% of FP17s for the same patient ID Re-attending between 3 & 9 months - Adults	155	250	62.0%	50.6%	52.2%	50.1%
% of FP17s for Band 1 Urgent Courses	7	624	1.1%	10.9%	9.2%	9.1%
% of FP17s Relating to Free Repair or Replacements	0	624	0.0%	0.9%	1.0%	0.8%
% of FP17s Relating to Continuations	28	624	4.5%	1.2%	1.4%	1.2%
% of Patients satisfied with the dentistry they have received	2	2	N/A	92.2%	93.1%	92.8%
% of Patients satisfied with the time they had to wait for an appointment	2	2	N/A	88.3%	89.5%	88.7%

* This is based on patients treated on this contract for their most recent course of treatment. Figures in italics indicate the base number of FP17s or Patient Questionnaire responses are less than 100. N/A is shown where the base number of responses is less than 10 during the period. % is calculated as Quantity/Base number*100

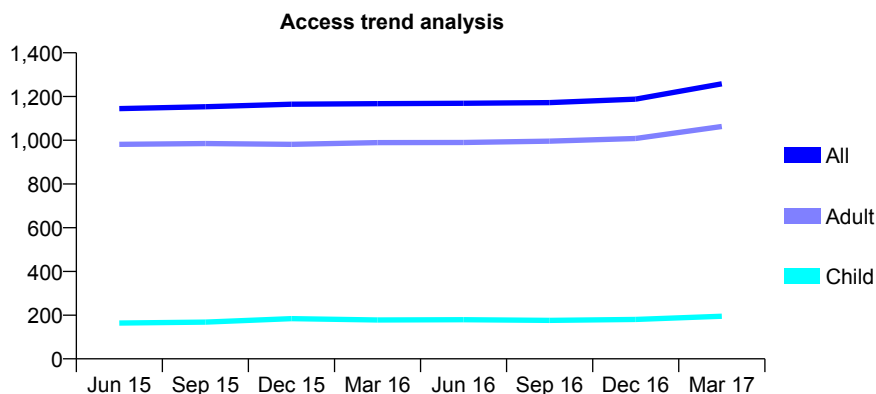
Q47 - Vital Signs At a Glance Contract Report for 310395/0001 - Year end March 2017

Name or company name	MR PD MITCHELL
Contract type name	GDS Contract
Purpose of contract	General
Contract start date	01/04/2006
Contract end date	

16/17 Contracted general activity (UDA)	4,491
Carry forward general activity (UDA)	343
16/17 Contracted orthodontic activity (UOA)	0
Carry forward orthodontic activity (UOA)	0
Baseline contract value	£106,260.11

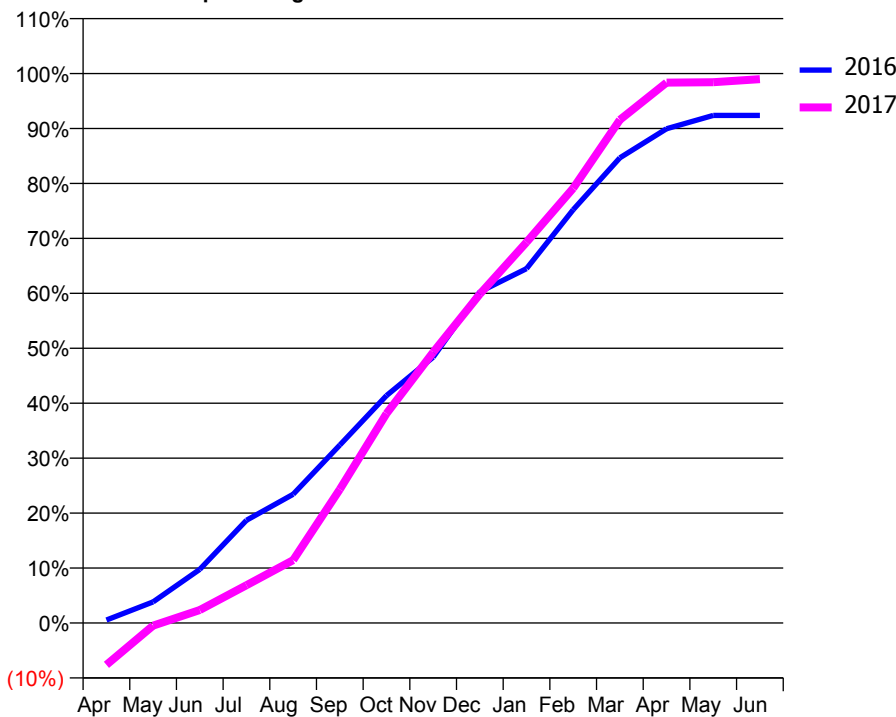
ACCESS*

Patients seen in 24 months	Total	Change since previous quarter
Quarter ending March 2016	1,167	
Quarter ending June 2016	1,169	→
Quarter ending September 2016	1,172	→
Quarter ending December 2016	1,188	→
Quarter ending March 2017	1,258	↑
Variance since March 2016	7.8%	↑



ACTIVITY

Cumulative percentage of contracted UDA delivered 2016 & 2017



Month	Adjusted Scheduled Activity (UDA)	
	2016	2017
April	25	-343
May	172	-22
June	439	106
July	840	309
August	1,052	514
September	1,455	1,093
October	1,859	1,712
November	2,173	2,213
December	2,706	2,688
January	2,896	3,112
February	3,378	3,554
March	3,802	4,113
April	4,039	4,416
May	4,148	4,420
June	4,148	4,445

QUALITY

	Quantity	Base Number	Contract	AT	Region	England
% of FP17s for the same patient ID Re-attending within 3 months - Children	17	301	5.6%	13.2%	13.3%	12.3%
% of FP17s for the same patient ID Re-attending within 3 months - Adults	312	1,757	17.8%	17.3%	17.3%	16.7%
% of FP17s for the same patient ID Re-attending between 3 & 9 months - Children	168	301	55.8%	56.9%	58.9%	57.6%
% of FP17s for the same patient ID Re-attending between 3 & 9 months - Adults	1,019	1,757	58.0%	50.6%	52.2%	50.1%
% of FP17s for Band 1 Urgent Courses	75	2,019	3.7%	10.9%	9.2%	9.1%
% of FP17s Relating to Free Repair or Replacements	39	2,019	1.9%	0.9%	1.0%	0.8%
% of FP17s Relating to Continuations	37	2,019	1.8%	1.2%	1.4%	1.2%
% of Patients satisfied with the dentistry they have received	9	9	N/A	92.2%	93.1%	92.8%
% of Patients satisfied with the time they had to wait for an appointment	9	9	N/A	88.3%	89.5%	88.7%

* This is based on patients treated on this contract for their most recent course of treatment. Figures in italics indicate the base number of FP17s or Patient Questionnaire responses are less than 100. N/A is shown where the base number of responses is less than 10 during the period. % is calculated as Quantity/Base number*100

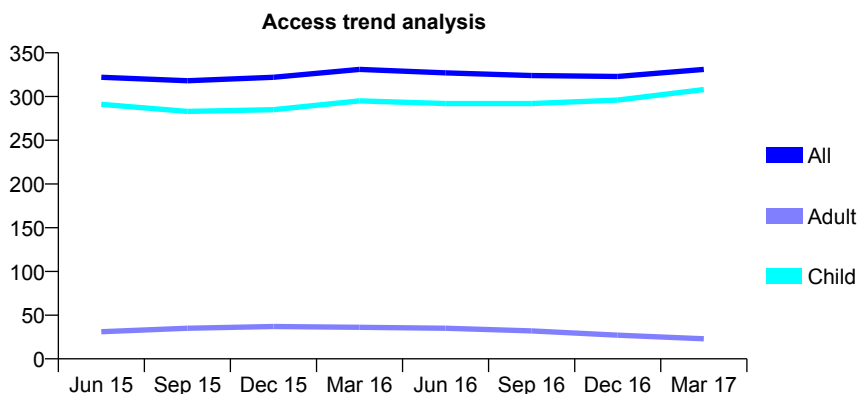
Q47 - Vital Signs At a Glance Contract Report for 322938/0001 - Year end March 2017

Name or company name	MISS DE HASLEHURST
Contract type name	GDS Contract
Purpose of contract	General
Contract start date	01/04/2006
Contract end date	

16/17 Contracted general activity (UDA)	785
Carry forward general activity (UDA)	-7
16/17 Contracted orthodontic activity (UOA)	0
Carry forward orthodontic activity (UOA)	0
Baseline contract value	£18,064.11

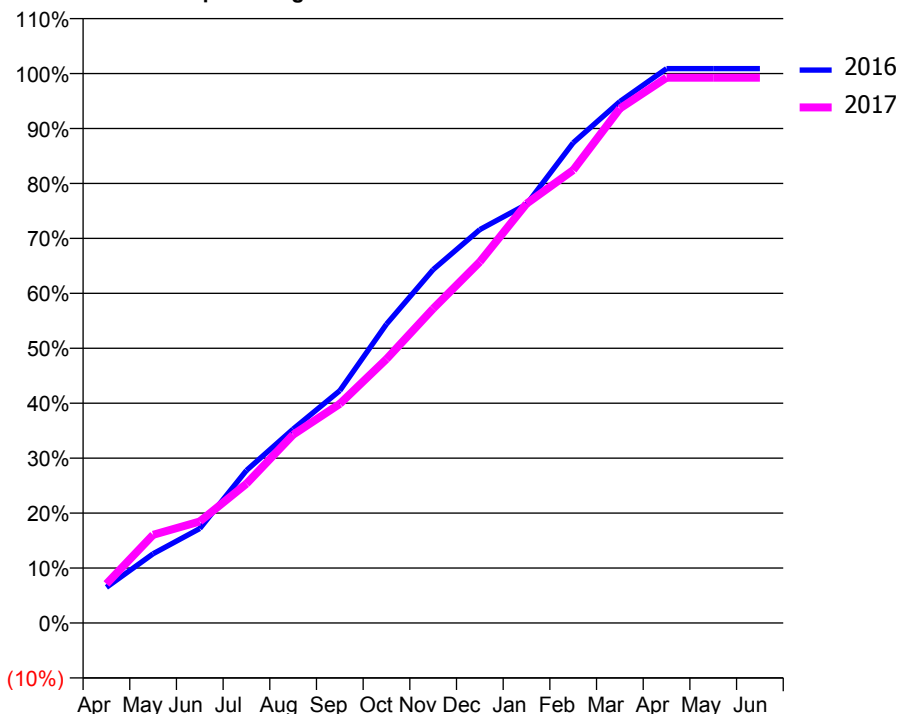
ACCESS*

Patients seen in 24 months	Total	Change since previous quarter
Quarter ending March 2016	331	
Quarter ending June 2016	327	↓
Quarter ending September 2016	324	→
Quarter ending December 2016	323	→
Quarter ending March 2017	331	↑
Variance since March 2016	0.0%	→



ACTIVITY

Cumulative percentage of contracted UDA delivered 2016 & 2017



Month	Adjusted Scheduled Activity (UDA)	
	2016	2017
April	51	56
May	99	126
June	135	145
July	218	199
August	277	269
September	332	313
October	427	377
November	505	449
December	562	516
January	598	599
February	686	647
March	745	735
April	792	779
May	792	779
June	792	779

QUALITY

	Quantity	Base Number	Contract	AT	Region	England
% of FP17s for the same patient ID Re-attending within 3 months - Children	70	556	12.6%	13.2%	13.3%	12.3%
% of FP17s for the same patient ID Re-attending within 3 months - Adults	0	0	N/A	17.3%	17.3%	16.7%
% of FP17s for the same patient ID Re-attending between 3 & 9 months - Children	381	556	68.5%	56.9%	58.9%	57.6%
% of FP17s for the same patient ID Re-attending between 3 & 9 months - Adults	0	0	N/A	50.6%	52.2%	50.1%
% of FP17s for Band 1 Urgent Courses	0	551	0.0%	10.9%	9.2%	9.1%
% of FP17s Relating to Free Repair or Replacements	0	551	0.0%	0.9%	1.0%	0.8%
% of FP17s Relating to Continuations	5	551	0.9%	1.2%	1.4%	1.2%
% of Patients satisfied with the dentistry they have received	0	0	N/A	92.2%	93.1%	92.8%
% of Patients satisfied with the time they had to wait for an appointment	0	0	N/A	88.3%	89.5%	88.7%

* This is based on patients treated on this contract for their most recent course of treatment. Figures in italics indicate the base number of FP17s or Patient Questionnaire responses are less than 100. N/A is shown where the base number of responses is less than 10 during the period. % is calculated as Quantity/Base number*100

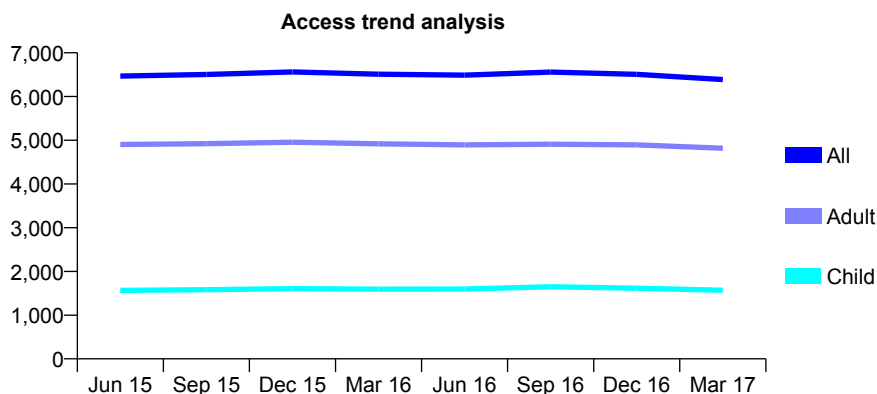
Q47 - Vital Signs At a Glance Contract Report for 323918/0001 - Year end March 2017

Name or company name	Thomas and Nanteesan
Contract type name	GDS Contract
Purpose of contract	General
Contract start date	01/04/2006
Contract end date	

16/17 Contracted general activity (UDA)	23,517
Carry forward general activity (UDA)	-188
16/17 Contracted orthodontic activity (UOA)	0
Carry forward orthodontic activity (UOA)	0
Baseline contract value	£647,021.19

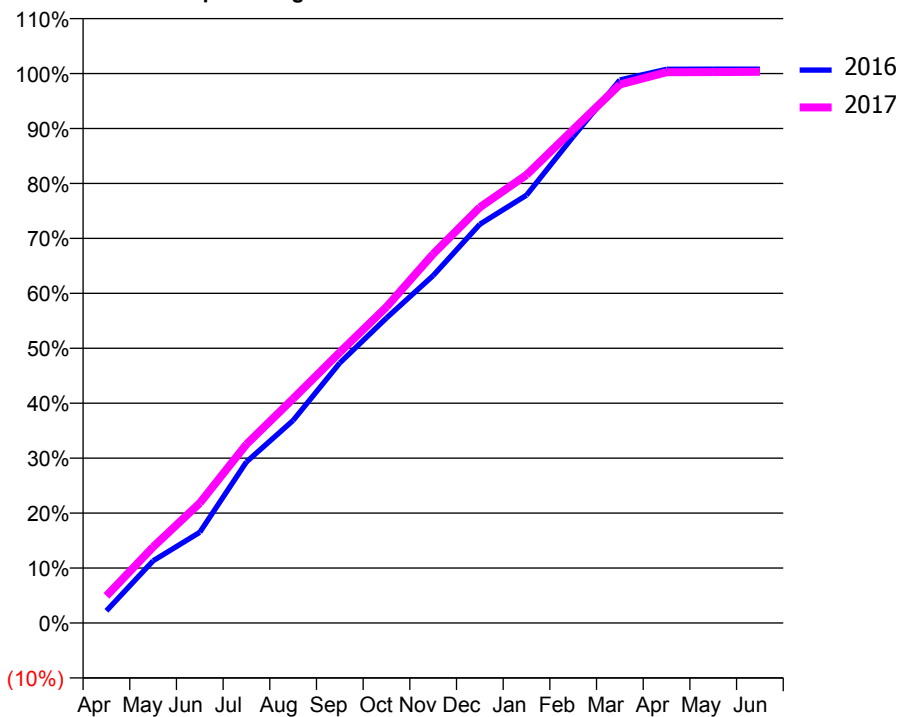
ACCESS*

Patients seen in 24 months	Total	Change since previous quarter
Quarter ending March 2016	6,511	
Quarter ending June 2016	6,490	→
Quarter ending September 2016	6,558	→
Quarter ending December 2016	6,508	→
Quarter ending March 2017	6,387	↓
Variance since March 2016	(1.9%)	↓



ACTIVITY

Cumulative percentage of contracted UDA delivered 2016 & 2017



Month	Adjusted Scheduled Activity (UDA)	
	2016	2017
April	522	1,162
May	2,661	3,258
June	3,883	5,133
July	6,899	7,651
August	8,671	9,602
September	11,130	11,590
October	13,052	13,528
November	14,871	15,792
December	17,068	17,792
January	18,309	19,178
February	20,816	21,118
March	23,239	23,046
April	23,695	23,570
May	23,704	23,576
June	23,705	23,591

QUALITY

	Quantity	Base Number	Contract	AT	Region	England
% of FP17s for the same patient ID Re-attending within 3 months - Children	124	2,283	5.4%	13.2%	13.3%	12.3%
% of FP17s for the same patient ID Re-attending within 3 months - Adults	888	6,588	13.5%	17.3%	17.3%	16.7%
% of FP17s for the same patient ID Re-attending between 3 & 9 months - Children	1,416	2,283	62.0%	56.9%	58.9%	57.6%
% of FP17s for the same patient ID Re-attending between 3 & 9 months - Adults	3,706	6,588	56.3%	50.6%	52.2%	50.1%
% of FP17s for Band 1 Urgent Courses	507	8,879	5.7%	10.9%	9.2%	9.1%
% of FP17s Relating to Free Repair or Replacements	86	8,879	1.0%	0.9%	1.0%	0.8%
% of FP17s Relating to Continuations	54	8,879	0.6%	1.2%	1.4%	1.2%
% of Patients satisfied with the dentistry they have received	19	19	100.0%	92.2%	93.1%	92.8%
% of Patients satisfied with the time they had to wait for an appointment	18	19	94.7%	88.3%	89.5%	88.7%

* This is based on patients treated on this contract for their most recent course of treatment. Figures in italics indicate the base number of FP17s or Patient Questionnaire responses are less than 100. N/A is shown where the base number of responses is less than 10 during the period. % is calculated as Quantity/Base number*100

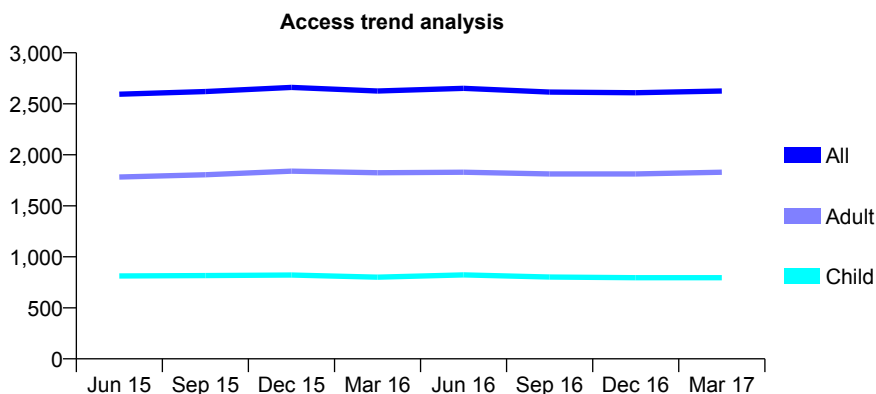
Q47 - Vital Signs At a Glance Contract Report for 330426/0001 - Year end March 2017

Name or company name	MR P BARRAND
Contract type name	GDS Contract
Purpose of contract	General
Contract start date	01/04/2006
Contract end date	

16/17 Contracted general activity (UDA)	7,666
Carry forward general activity (UDA)	101
16/17 Contracted orthodontic activity (UOA)	0
Carry forward orthodontic activity (UOA)	0
Baseline contract value	£214,970.50

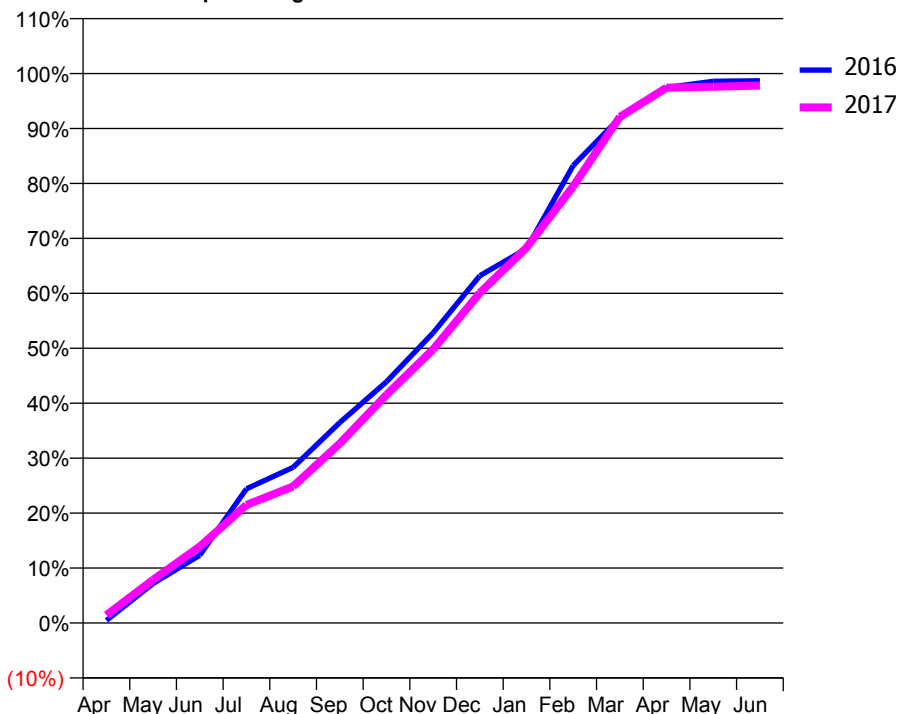
ACCESS*

Patients seen in 24 months	Total	Change since previous quarter
Quarter ending March 2016	2,625	
Quarter ending June 2016	2,652	→
Quarter ending September 2016	2,615	↓
Quarter ending December 2016	2,608	→
Quarter ending March 2017	2,625	→
Variance since March 2016	0.0%	→



ACTIVITY

Cumulative percentage of contracted UDA delivered 2016 & 2017



Adjusted Scheduled Activity (UDA)

Month	2016	2017
April	37	110
May	552	604
June	946	1,068
July	1,872	1,646
August	2,172	1,905
September	2,797	2,505
October	3,366	3,184
November	4,049	3,818
December	4,846	4,606
January	5,222	5,238
February	6,381	6,092
March	7,049	7,062
April	7,470	7,468
May	7,558	7,482
June	7,565	7,498

QUALITY

	Quantity	Base Number	Contract	AT	Region	England
% of FP17s for the same patient ID Re-attending within 3 months - Children	92	1,077	8.5%	13.2%	13.3%	12.3%
% of FP17s for the same patient ID Re-attending within 3 months - Adults	253	2,006	12.6%	17.3%	17.3%	16.7%
% of FP17s for the same patient ID Re-attending between 3 & 9 months - Children	514	1,077	47.7%	56.9%	58.9%	57.6%
% of FP17s for the same patient ID Re-attending between 3 & 9 months - Adults	679	2,006	33.8%	50.6%	52.2%	50.1%
% of FP17s for Band 1 Urgent Courses	128	3,063	4.2%	10.9%	9.2%	9.1%
% of FP17s Relating to Free Repair or Replacements	12	3,063	0.4%	0.9%	1.0%	0.8%
% of FP17s Relating to Continuations	49	3,063	1.6%	1.2%	1.4%	1.2%
% of Patients satisfied with the dentistry they have received	6	6	N/A	92.2%	93.1%	92.8%
% of Patients satisfied with the time they had to wait for an appointment	6	6	N/A	88.3%	89.5%	88.7%

* This is based on patients treated on this contract for their most recent course of treatment. Figures in italics indicate the base number of FP17s or Patient Questionnaire responses are less than 100. N/A is shown where the base number of responses is less than 10 during the period. % is calculated as Quantity/Base number*100

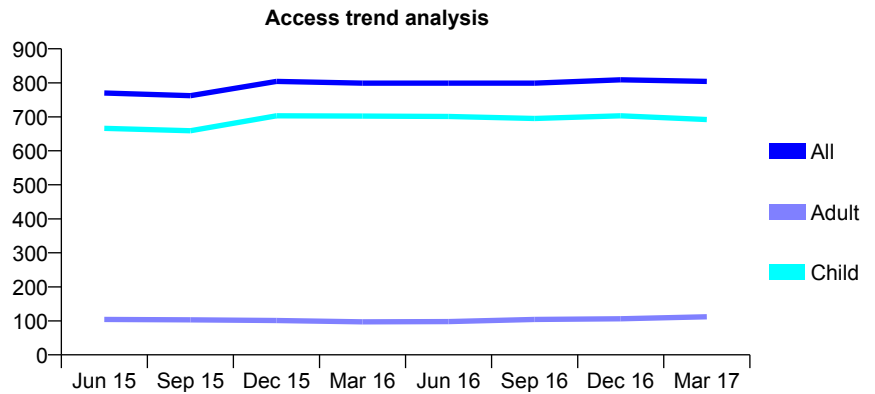
Q47 - Vital Signs At a Glance Contract Report for 330892/0001 - Year end March 2017

Name or company name	MISS KG LAMB
Contract type name	GDS Contract
Purpose of contract	General
Contract start date	01/04/2006
Contract end date	

16/17 Contracted general activity (UDA)	1,500
Carry forward general activity (UDA)	25
16/17 Contracted orthodontic activity (UOA)	0
Carry forward orthodontic activity (UOA)	0
Baseline contract value	£35,368.97

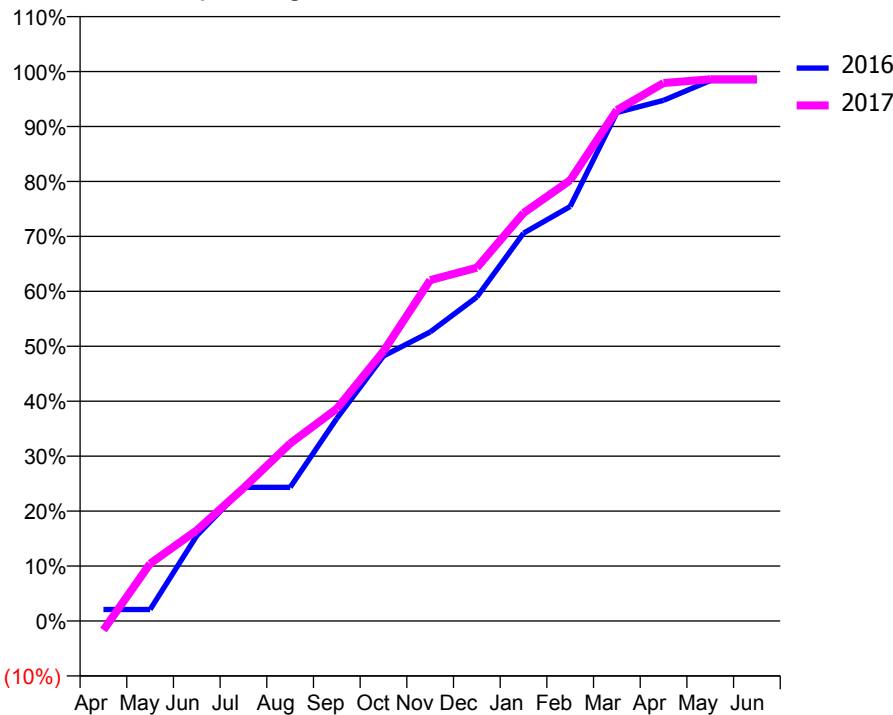
ACCESS*

Patients seen in 24 months	Total	Change since previous quarter
Quarter ending March 2016	799	
Quarter ending June 2016	799	→
Quarter ending September 2016	799	→
Quarter ending December 2016	809	→
Quarter ending March 2017	804	→
Variance since March 2016	0.6%	→



ACTIVITY

Cumulative percentage of contracted UDA delivered 2016 & 2017



Month	Adjusted Scheduled Activity (UDA)	
	2016	2017
April	31	-25
May	31	157
June	233	248
July	365	363
August	365	485
September	553	580
October	723	737
November	789	930
December	884	964
January	1,059	1,114
February	1,131	1,203
March	1,388	1,395
April	1,421	1,469
May	1,475	1,479
June	1,475	1,479

QUALITY

	Quantity	Base Number	Contract	AT	Region	England
% of FP17s for the same patient ID Re-attending within 3 months - Children	68	1,069	6.4%	13.2%	13.3%	12.3%
% of FP17s for the same patient ID Re-attending within 3 months - Adults	1	50	2.0%	17.3%	17.3%	16.7%
% of FP17s for the same patient ID Re-attending between 3 & 9 months - Children	690	1,069	64.5%	56.9%	58.9%	57.6%
% of FP17s for the same patient ID Re-attending between 3 & 9 months - Adults	36	50	72.0%	50.6%	52.2%	50.1%
% of FP17s for Band 1 Urgent Courses	53	1,103	4.8%	10.9%	9.2%	9.1%
% of FP17s Relating to Free Repair or Replacements	0	1,103	0.0%	0.9%	1.0%	0.8%
% of FP17s Relating to Continuations	3	1,103	0.3%	1.2%	1.4%	1.2%
% of Patients satisfied with the dentistry they have received	1	1	N/A	92.2%	93.1%	92.8%
% of Patients satisfied with the time they had to wait for an appointment	1	1	N/A	88.3%	89.5%	88.7%

* This is based on patients treated on this contract for their most recent course of treatment. Figures in italics indicate the base number of FP17s or Patient Questionnaire responses are less than 100. N/A is shown where the base number of responses is less than 10 during the period. % is calculated as Quantity/Base number*100

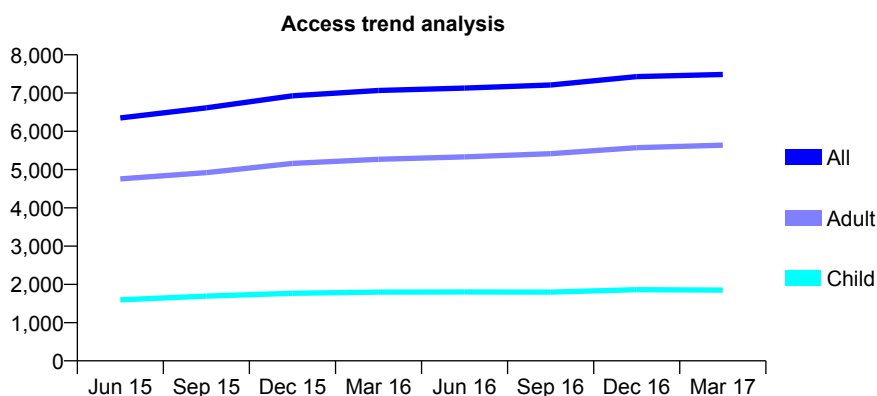
Q47 - Vital Signs At a Glance Contract Report for 339717/0001 - Year end March 2017

Name or company name	MR IC WALSH
Contract type name	Pilot Contract
Purpose of contract	General
Contract start date	01/04/2006
Contract end date	

16/17 Contracted general activity (UDA)	26,877
Carry forward general activity (UDA)	0
16/17 Contracted orthodontic activity (UOA)	0
Carry forward orthodontic activity (UOA)	0
Baseline contract value	£754,142.40

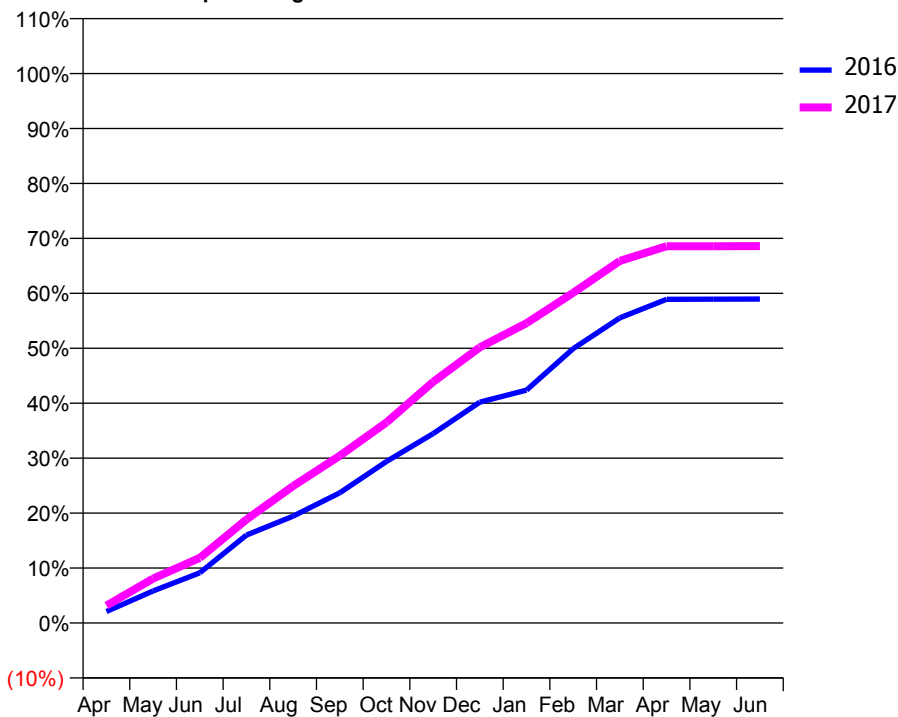
ACCESS*

Patients seen in 24 months	Total	Change since previous quarter
Quarter ending March 2016	7,068	
Quarter ending June 2016	7,131	→
Quarter ending September 2016	7,210	→
Quarter ending December 2016	7,431	↑
Quarter ending March 2017	7,487	→
Variance since March 2016	5.9%	↑



ACTIVITY

Cumulative percentage of contracted UDA delivered 2016 & 2017



Adjusted Scheduled Activity (UDA)

Month	2016	2017
April	565	852
May	1,569	2,173
June	2,455	3,185
July	4,300	5,065
August	5,231	6,700
September	6,366	8,180
October	7,899	9,811
November	9,262	11,797
December	10,802	13,484
January	11,391	14,668
February	13,417	16,150
March	14,928	17,710
April	15,833	18,431
May	15,841	18,428
June	15,847	18,437

QUALITY

	Quantity	Base Number	Contract	AT	Region	England
% of FP17s for the same patient ID Re-attending within 3 months - Children	241	2,473	9.7%	13.2%	13.3%	12.3%
% of FP17s for the same patient ID Re-attending within 3 months - Adults	1,153	6,415	18.0%	17.3%	17.3%	16.7%
% of FP17s for the same patient ID Re-attending between 3 & 9 months - Children	1,242	2,473	50.2%	56.9%	58.9%	57.6%
% of FP17s for the same patient ID Re-attending between 3 & 9 months - Adults	2,007	6,415	31.3%	50.6%	52.2%	50.1%
% of FP17s for Band 1 Urgent Courses	713	8,834	8.1%	10.9%	9.2%	9.1%
% of FP17s Relating to Free Repair or Replacements	178	8,834	2.0%	0.9%	1.0%	0.8%
% of FP17s Relating to Continuations	91	8,834	1.0%	1.2%	1.4%	1.2%
% of Patients satisfied with the dentistry they have received	6	8	N/A	92.2%	93.1%	92.8%
% of Patients satisfied with the time they had to wait for an appointment	7	8	N/A	88.3%	89.5%	88.7%

* This is based on patients treated on this contract for their most recent course of treatment. Figures in italics indicate the base number of FP17s or Patient Questionnaire responses are less than 100. N/A is shown where the base number of responses is less than 10 during the period. % is calculated as Quantity/Base number*100

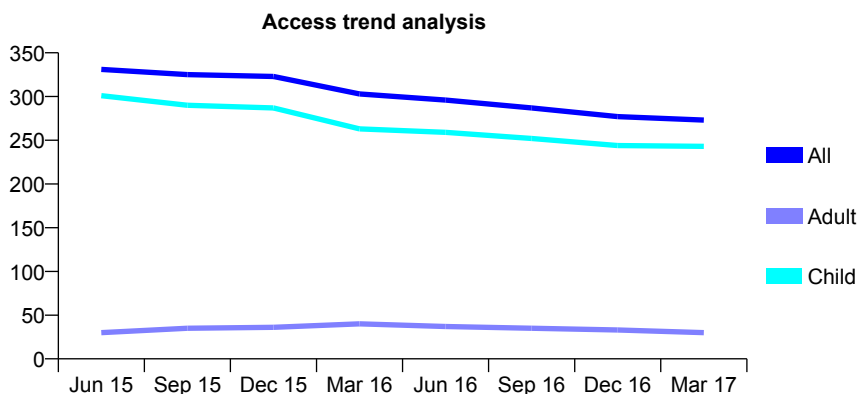
Q47 - Vital Signs At a Glance Contract Report for 356093/0001 - Year end March 2017

Name or company name	MR K KHAN
Contract type name	GDS Contract
Purpose of contract	General
Contract start date	01/01/2010
Contract end date	

16/17 Contracted general activity (UDA)	1,491
Carry forward general activity (UDA)	0
16/17 Contracted orthodontic activity (UOA)	0
Carry forward orthodontic activity (UOA)	0
Baseline contract value	£35,322.96

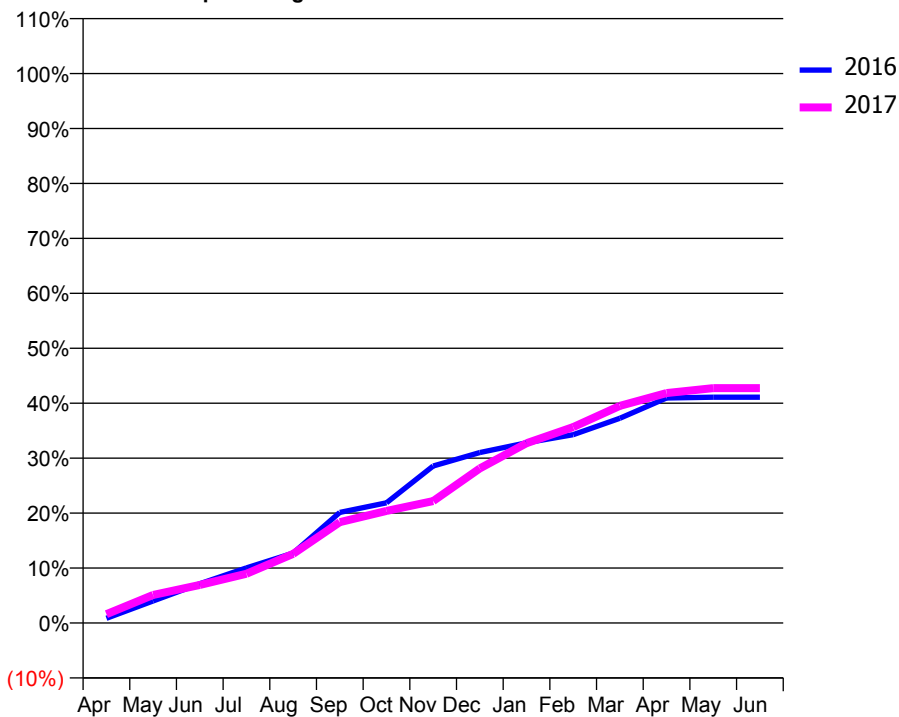
ACCESS*

Patients seen in 24 months	Total	Change since previous quarter
Quarter ending March 2016	303	
Quarter ending June 2016	296	↓
Quarter ending September 2016	287	↓
Quarter ending December 2016	277	↓
Quarter ending March 2017	273	↓
Variance since March 2016	(9.9%)	↓



ACTIVITY

Cumulative percentage of contracted UDA delivered 2016 & 2017



Month	Adjusted Scheduled Activity (UDA)	
	2016	2017
April	13	24
May	60	76
June	107	103
July	150	134
August	190	188
September	300	274
October	326	304
November	426	331
December	463	419
January	489	488
February	511	532
March	556	589
April	611	624
May	613	637
June	613	637

QUALITY

	Quantity	Base Number	Contract	AT	Region	England
% of FP17s for the same patient ID Re-attending within 3 months - Children	42	437	9.6%	13.2%	13.3%	12.3%
% of FP17s for the same patient ID Re-attending within 3 months - Adults	0	0	N/A	17.3%	17.3%	16.7%
% of FP17s for the same patient ID Re-attending between 3 & 9 months - Children	262	437	60.0%	56.9%	58.9%	57.6%
% of FP17s for the same patient ID Re-attending between 3 & 9 months - Adults	0	0	N/A	50.6%	52.2%	50.1%
% of FP17s for Band 1 Urgent Courses	31	427	7.3%	10.9%	9.2%	9.1%
% of FP17s Relating to Free Repair or Replacements	0	427	0.0%	0.9%	1.0%	0.8%
% of FP17s Relating to Continuations	0	427	0.0%	1.2%	1.4%	1.2%
% of Patients satisfied with the dentistry they have received	1	1	N/A	92.2%	93.1%	92.8%
% of Patients satisfied with the time they had to wait for an appointment	1	1	N/A	88.3%	89.5%	88.7%

* This is based on patients treated on this contract for their most recent course of treatment. Figures in italics indicate the base number of FP17s or Patient Questionnaire responses are less than 100. N/A is shown where the base number of responses is less than 10 during the period. % is calculated as Quantity/Base number*100

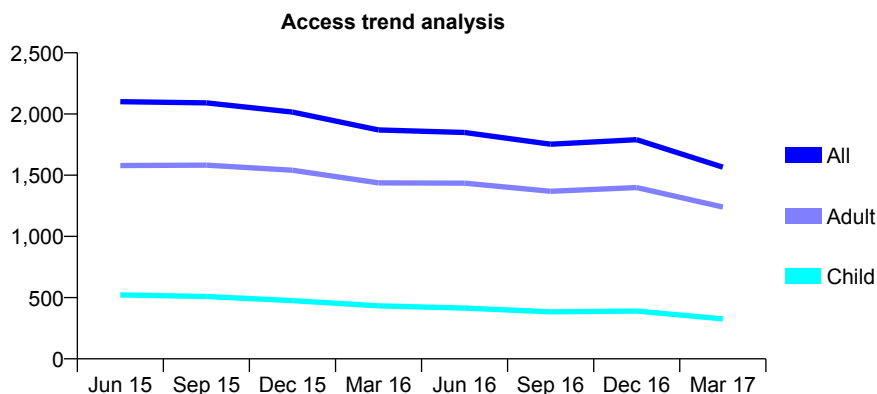
Q47 - Vital Signs At a Glance Contract Report for 364525/0001 - Year end March 2017

Name or company name	Dr Sima Kothiwala
Contract type name	GDS Contract
Purpose of contract	General
Contract start date	01/07/2007
Contract end date	

16/17 Contracted general activity (UDA)	10,662
Carry forward general activity (UDA)	0
16/17 Contracted orthodontic activity (UOA)	0
Carry forward orthodontic activity (UOA)	0
Baseline contract value	£300,235.42

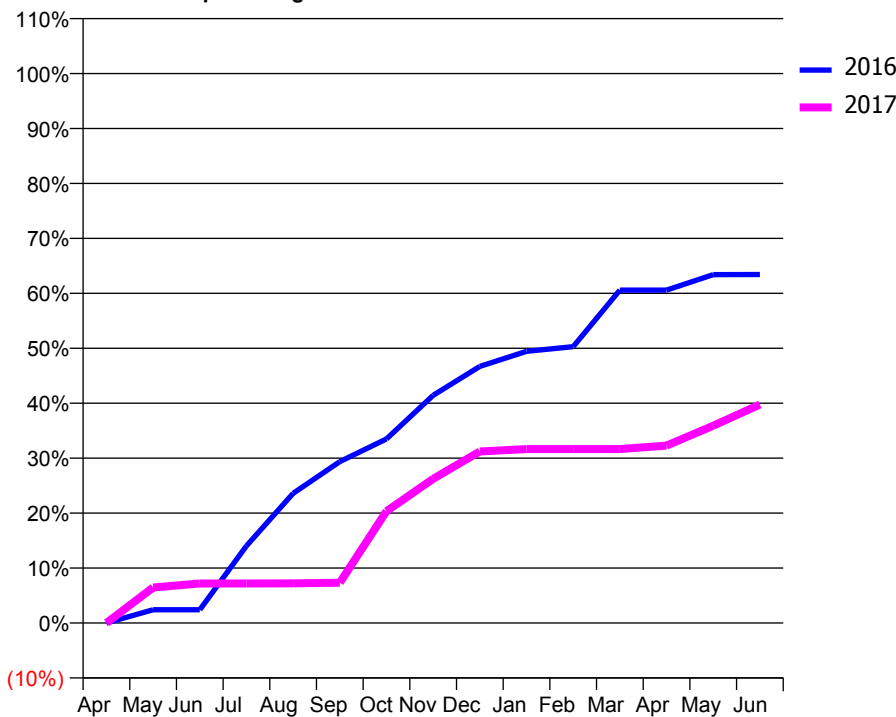
ACCESS*

Patients seen in 24 months	Total	Change since previous quarter
Quarter ending March 2016	1,870	
Quarter ending June 2016	1,849	↓
Quarter ending September 2016	1,753	↓
Quarter ending December 2016	1,790	↑
Quarter ending March 2017	1,566	↓
Variance since March 2016	(16.3%)	↓



ACTIVITY

Cumulative percentage of contracted UDA delivered 2016 & 2017



Adjusted Scheduled Activity (UDA)

Month	2016	2017
April	0	0
May	257	690
June	257	768
July	1,496	768
August	2,516	771
September	3,132	784
October	3,572	2,169
November	4,418	2,798
December	4,978	3,328
January	5,273	3,375
February	5,362	3,375
March	6,460	3,375
April	6,460	3,442
May	6,760	3,828
June	6,761	4,239

QUALITY

	Quantity	Base Number	Contract	AT	Region	England
% of FP17s for the same patient ID Re-attending within 3 months - Children	34	435	7.8%	13.2%	13.3%	12.3%
% of FP17s for the same patient ID Re-attending within 3 months - Adults	144	1,208	11.9%	17.3%	17.3%	16.7%
% of FP17s for the same patient ID Re-attending between 3 & 9 months - Children	238	435	54.7%	56.9%	58.9%	57.6%
% of FP17s for the same patient ID Re-attending between 3 & 9 months - Adults	536	1,208	44.4%	50.6%	52.2%	50.1%
% of FP17s for Band 1 Urgent Courses	154	1,888	8.2%	10.9%	9.2%	9.1%
% of FP17s Relating to Free Repair or Replacements	4	1,888	0.2%	0.9%	1.0%	0.8%
% of FP17s Relating to Continuations	47	1,888	2.5%	1.2%	1.4%	1.2%
% of Patients satisfied with the dentistry they have received	4	4	N/A	92.2%	93.1%	92.8%
% of Patients satisfied with the time they had to wait for an appointment	4	4	N/A	88.3%	89.5%	88.7%

* This is based on patients treated on this contract for their most recent course of treatment. Figures in italics indicate the base number of FP17s or Patient Questionnaire responses are less than 100. N/A is shown where the base number of responses is less than 10 during the period. % is calculated as Quantity/Base number*100

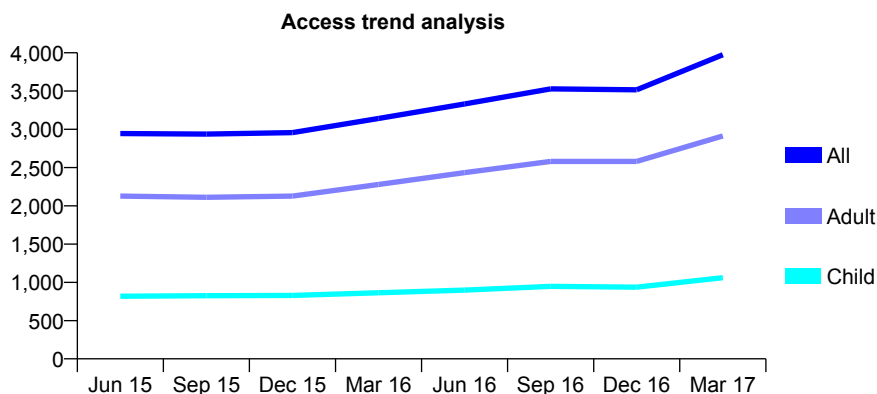
Q47 - Vital Signs At a Glance Contract Report for 366102/0001 - Year end March 2017

Name or company name	MR A RAFIQ
Contract type name	GDS Contract
Purpose of contract	General
Contract start date	01/02/2008
Contract end date	

16/17 Contracted general activity (UDA)	11,612
Carry forward general activity (UDA)	-18
16/17 Contracted orthodontic activity (UOA)	0
Carry forward orthodontic activity (UOA)	0
Baseline contract value	£316,108.29

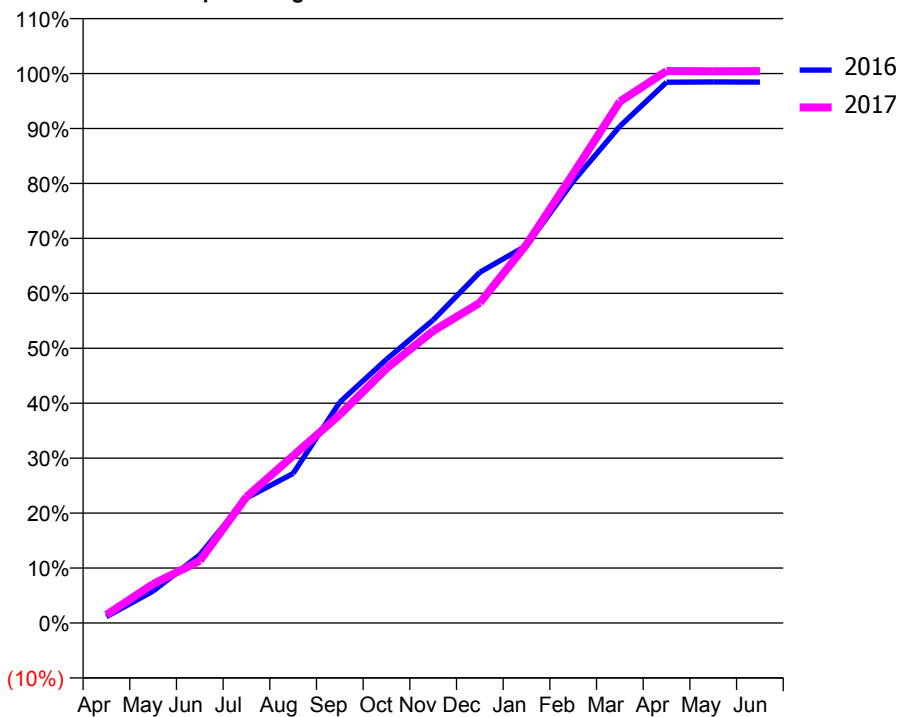
ACCESS*

Patients seen in 24 months	Total	Change since previous quarter
Quarter ending March 2016	3,142	
Quarter ending June 2016	3,332	↑
Quarter ending September 2016	3,529	↑
Quarter ending December 2016	3,517	→
Quarter ending March 2017	3,974	↑
Variance since March 2016	26.5%	↑



ACTIVITY

Cumulative percentage of contracted UDA delivered 2016 & 2017



Month	Adjusted Scheduled Activity (UDA)	
	2016	2017
April	110	175
May	550	824
June	1,172	1,315
July	2,149	2,666
August	2,572	3,536
September	3,799	4,404
October	4,534	5,382
November	5,212	6,173
December	6,032	6,766
January	6,491	7,998
February	7,597	9,495
March	8,544	11,018
April	9,301	11,665
May	9,305	11,658
June	9,302	11,661

QUALITY

	Quantity	Base Number	Contract	AT	Region	England
% of FP17s for the same patient ID Re-attending within 3 months - Children	148	1,616	9.2%	13.2%	13.3%	12.3%
% of FP17s for the same patient ID Re-attending within 3 months - Adults	444	4,319	10.3%	17.3%	17.3%	16.7%
% of FP17s for the same patient ID Re-attending between 3 & 9 months - Children	872	1,616	54.0%	56.9%	58.9%	57.6%
% of FP17s for the same patient ID Re-attending between 3 & 9 months - Adults	2,294	4,319	53.1%	50.6%	52.2%	50.1%
% of FP17s for Band 1 Urgent Courses	269	5,833	4.6%	10.9%	9.2%	9.1%
% of FP17s Relating to Free Repair or Replacements	100	5,833	1.7%	0.9%	1.0%	0.8%
% of FP17s Relating to Continuations	29	5,833	0.5%	1.2%	1.4%	1.2%
% of Patients satisfied with the dentistry they have received	8	8	N/A	92.2%	93.1%	92.8%
% of Patients satisfied with the time they had to wait for an appointment	8	8	N/A	88.3%	89.5%	88.7%

* This is based on patients treated on this contract for their most recent course of treatment. Figures in italics indicate the base number of FP17s or Patient Questionnaire responses are less than 100. N/A is shown where the base number of responses is less than 10 during the period. % is calculated as Quantity/Base number*100

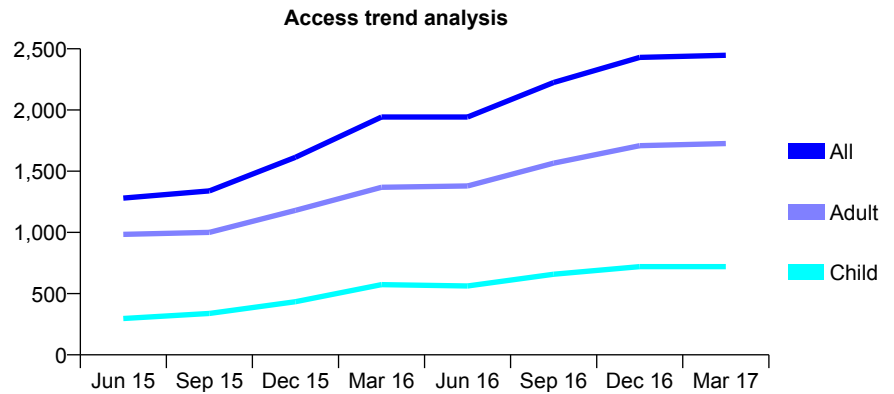
Q47 - Vital Signs At a Glance Contract Report for 366102/0002 - Year end March 2017

Name or company name	MR A RAFIQ
Contract type name	GDS Contract
Purpose of contract	General
Contract start date	01/04/2008
Contract end date	

16/17 Contracted general activity (UDA)	8,271
Carry forward general activity (UDA)	0
16/17 Contracted orthodontic activity (UOA)	0
Carry forward orthodontic activity (UOA)	0
Baseline contract value	£200,180.04

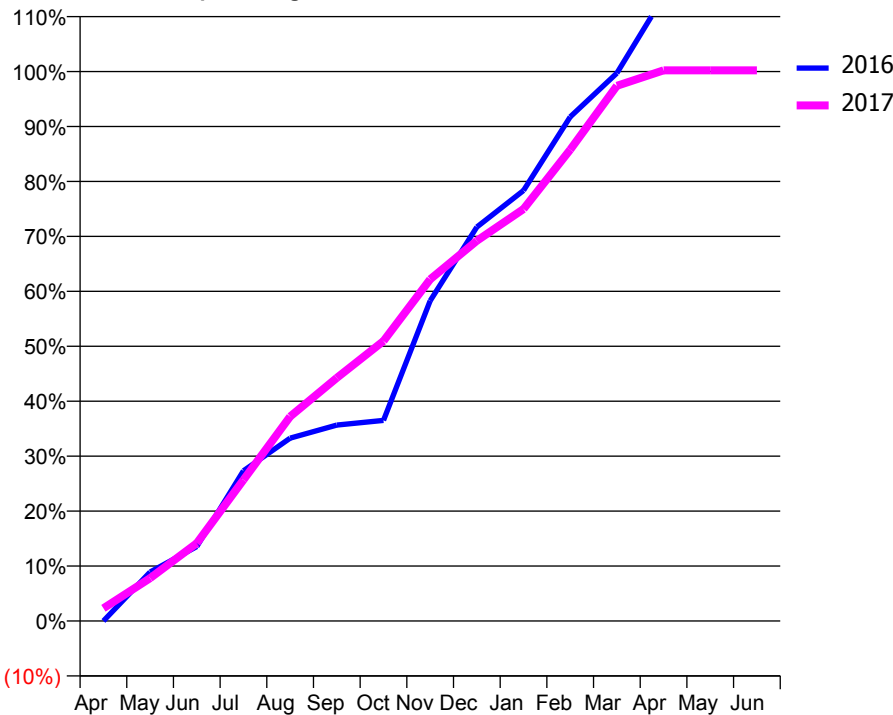
ACCESS*

Patients seen in 24 months	Total	Change since previous quarter
Quarter ending March 2016	1,943	
Quarter ending June 2016	1,943	→
Quarter ending September 2016	2,225	↑
Quarter ending December 2016	2,430	↑
Quarter ending March 2017	2,447	→
Variance since March 2016	25.9%	↑



ACTIVITY

Cumulative percentage of contracted UDA delivered 2016 & 2017



Month	Adjusted Scheduled Activity (UDA)	
	2016	2017
April	0	191
May	611	645
June	930	1,172
July	1,876	2,125
August	2,283	3,077
September	2,447	3,660
October	2,504	4,213
November	3,998	5,142
December	4,918	5,723
January	5,375	6,202
February	6,294	7,095
March	6,839	8,055
April	7,795	8,289
May	7,802	8,289
June	7,803	8,289

QUALITY

	Quantity	Base Number	Contract	AT	Region	England
% of FP17s for the same patient ID Re-attending within 3 months - Children	122	1,328	9.2%	13.2%	13.3%	12.3%
% of FP17s for the same patient ID Re-attending within 3 months - Adults	409	2,993	13.7%	17.3%	17.3%	16.7%
% of FP17s for the same patient ID Re-attending between 3 & 9 months - Children	438	1,328	33.0%	56.9%	58.9%	57.6%
% of FP17s for the same patient ID Re-attending between 3 & 9 months - Adults	1,024	2,993	34.2%	50.6%	52.2%	50.1%
% of FP17s for Band 1 Urgent Courses	449	4,115	10.9%	10.9%	9.2%	9.1%
% of FP17s Relating to Free Repair or Replacements	28	4,115	0.7%	0.9%	1.0%	0.8%
% of FP17s Relating to Continuations	23	4,115	0.6%	1.2%	1.4%	1.2%
% of Patients satisfied with the dentistry they have received	9	9	N/A	92.2%	93.1%	92.8%
% of Patients satisfied with the time they had to wait for an appointment	9	9	N/A	88.3%	89.5%	88.7%

* This is based on patients treated on this contract for their most recent course of treatment. Figures in italics indicate the base number of FP17s or Patient Questionnaire responses are less than 100. N/A is shown where the base number of responses is less than 10 during the period. % is calculated as Quantity/Base number*100

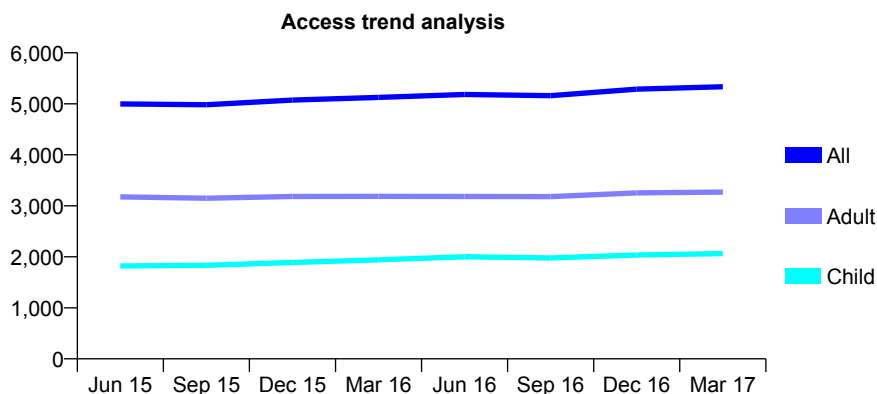
Q47 - Vital Signs At a Glance Contract Report for 366102/0003 - Year end March 2017

Name or company name	MR A RAFIQ
Contract type name	GDS Contract
Purpose of contract	General
Contract start date	01/02/2010
Contract end date	

16/17 Contracted general activity (UDA)	15,500
Carry forward general activity (UDA)	-205
16/17 Contracted orthodontic activity (UOA)	0
Carry forward orthodontic activity (UOA)	0
Baseline contract value	£415,384.56

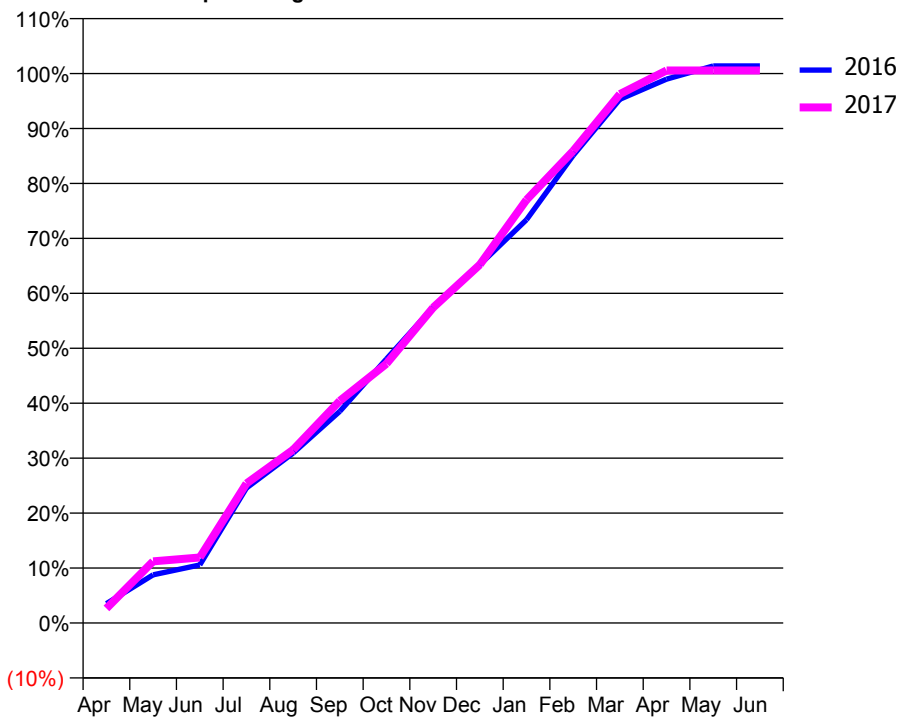
ACCESS*

Patients seen in 24 months	Total	Change since previous quarter
Quarter ending March 2016	5,126	
Quarter ending June 2016	5,184	→
Quarter ending September 2016	5,159	→
Quarter ending December 2016	5,288	↑
Quarter ending March 2017	5,335	→
Variance since March 2016	4.1%	↑



ACTIVITY

Cumulative percentage of contracted UDA delivered 2016 & 2017



Month	Adjusted Scheduled Activity (UDA)	
	2016	2017
April	529	413
May	1,317	1,739
June	1,585	1,849
July	3,687	3,938
August	4,638	4,886
September	5,779	6,268
October	7,208	7,313
November	8,620	8,899
December	9,782	10,109
January	11,010	11,936
February	12,763	13,316
March	14,296	14,920
April	14,847	15,585
May	15,205	15,586
June	15,205	15,586

QUALITY

	Quantity	Base Number	Contract	AT	Region	England
% of FP17s for the same patient ID Re-attending within 3 months - Children	513	3,031	16.9%	13.2%	13.3%	12.3%
% of FP17s for the same patient ID Re-attending within 3 months - Adults	684	4,364	15.7%	17.3%	17.3%	16.7%
% of FP17s for the same patient ID Re-attending between 3 & 9 months - Children	1,495	3,031	49.3%	56.9%	58.9%	57.6%
% of FP17s for the same patient ID Re-attending between 3 & 9 months - Adults	2,243	4,364	51.4%	50.6%	52.2%	50.1%
% of FP17s for Band 1 Urgent Courses	570	7,254	7.9%	10.9%	9.2%	9.1%
% of FP17s Relating to Free Repair or Replacements	65	7,254	0.9%	0.9%	1.0%	0.8%
% of FP17s Relating to Continuations	21	7,254	0.3%	1.2%	1.4%	1.2%
% of Patients satisfied with the dentistry they have received	3	3	N/A	92.2%	93.1%	92.8%
% of Patients satisfied with the time they had to wait for an appointment	3	3	N/A	88.3%	89.5%	88.7%

* This is based on patients treated on this contract for their most recent course of treatment. Figures in italics indicate the base number of FP17s or Patient Questionnaire responses are less than 100. N/A is shown where the base number of responses is less than 10 during the period. % is calculated as Quantity/Base number*100

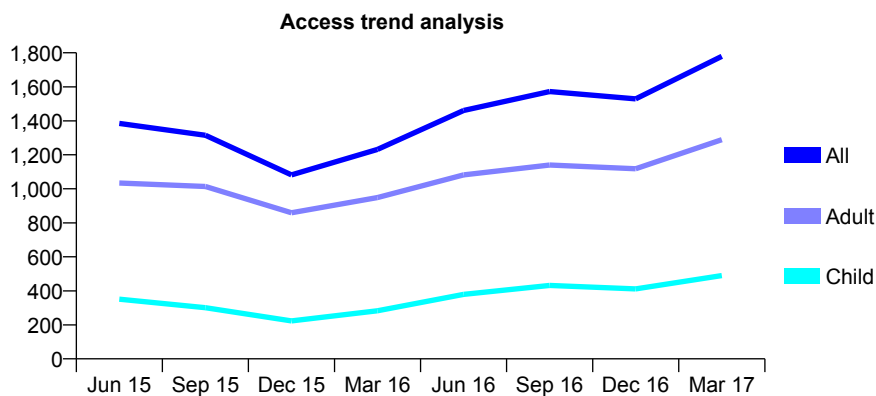
Q47 - Vital Signs At a Glance Contract Report for 366102/0004 - Year end March 2017

Name or company name	MR A RAFIQ
Contract type name	GDS Contract
Purpose of contract	General
Contract start date	17/12/2010
Contract end date	

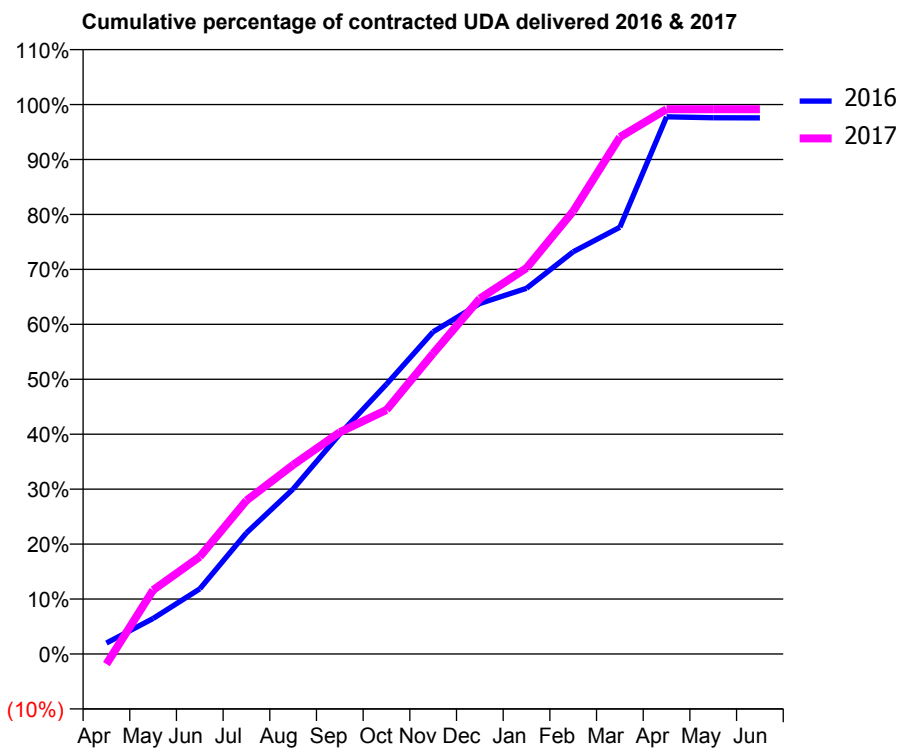
16/17 Contracted general activity (UDA)	6,854
Carry forward general activity (UDA)	128
16/17 Contracted orthodontic activity (UOA)	0
Carry forward orthodontic activity (UOA)	0
Baseline contract value	£164,026.91

ACCESS*

Patients seen in 24 months	Total	Change since previous quarter
Quarter ending March 2016	1,232	
Quarter ending June 2016	1,461	↑
Quarter ending September 2016	1,572	↑
Quarter ending December 2016	1,529	↓
Quarter ending March 2017	1,779	↑
Variance since March 2016	44.4%	↑



ACTIVITY



Month	Adjusted Scheduled Activity (UDA)	
	2016	2017
April	105	-128
May	340	797
June	623	1,213
July	1,159	1,916
August	1,579	2,359
September	2,104	2,767
October	2,581	3,045
November	3,083	3,750
December	3,354	4,433
January	3,499	4,815
February	3,849	5,523
March	4,084	6,448
April	5,140	6,795
May	5,131	6,795
June	5,130	6,795

QUALITY

	Quantity	Base Number	Contract	AT	Region	England
% of FP17s for the same patient ID Re-attending within 3 months - Children	38	914	4.2%	13.2%	13.3%	12.3%
% of FP17s for the same patient ID Re-attending within 3 months - Adults	232	2,257	10.3%	17.3%	17.3%	16.7%
% of FP17s for the same patient ID Re-attending between 3 & 9 months - Children	172	914	18.8%	56.9%	58.9%	57.6%
% of FP17s for the same patient ID Re-attending between 3 & 9 months - Adults	526	2,257	23.3%	50.6%	52.2%	50.1%
% of FP17s for Band 1 Urgent Courses	282	2,864	9.8%	10.9%	9.2%	9.1%
% of FP17s Relating to Free Repair or Replacements	22	2,864	0.8%	0.9%	1.0%	0.8%
% of FP17s Relating to Continuations	18	2,864	0.6%	1.2%	1.4%	1.2%
% of Patients satisfied with the dentistry they have received	8	9	N/A	92.2%	93.1%	92.8%
% of Patients satisfied with the time they had to wait for an appointment	8	9	N/A	88.3%	89.5%	88.7%

* This is based on patients treated on this contract for their most recent course of treatment. Figures in italics indicate the base number of FP17s or Patient Questionnaire responses are less than 100. N/A is shown where the base number of responses is less than 10 during the period. % is calculated as Quantity/Base number*100

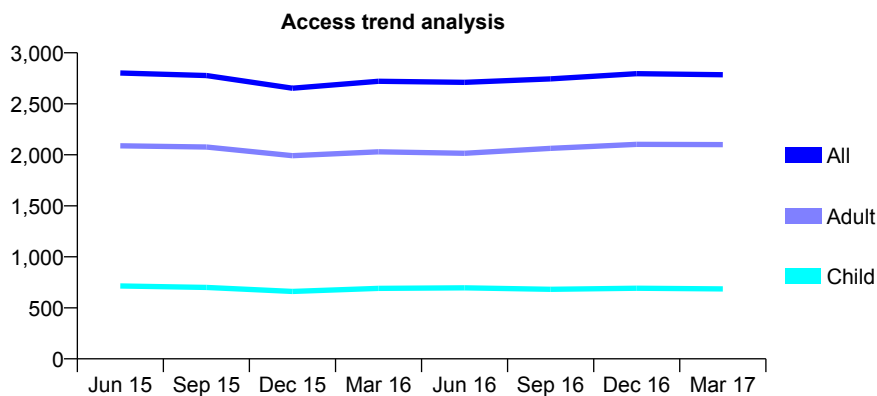
Q47 - Vital Signs At a Glance Contract Report for 565938/0001 - Year end March 2017

Name or company name	MR SR BASS
Contract type name	GDS Contract
Purpose of contract	General
Contract start date	01/04/2006
Contract end date	

16/17 Contracted general activity (UDA)	8,759
Carry forward general activity (UDA)	0
16/17 Contracted orthodontic activity (UOA)	0
Carry forward orthodontic activity (UOA)	0
Baseline contract value	£248,155.70

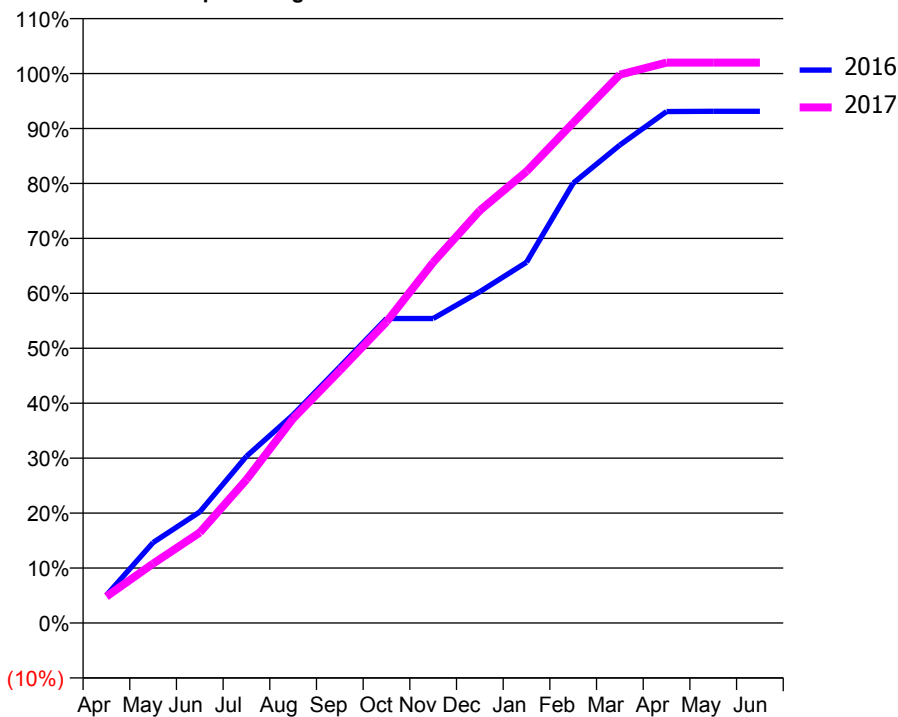
ACCESS*

Patients seen in 24 months	Total	Change since previous quarter
Quarter ending March 2016	2,721	
Quarter ending June 2016	2,711	→
Quarter ending September 2016	2,745	→
Quarter ending December 2016	2,795	→
Quarter ending March 2017	2,785	→
Variance since March 2016	2.4%	↑



ACTIVITY

Cumulative percentage of contracted UDA delivered 2016 & 2017



Adjusted Scheduled Activity (UDA)

Month	2016	2017
April	443	422
May	1,283	948
June	1,771	1,441
July	2,658	2,286
August	3,319	3,260
September	4,085	4,023
October	4,853	4,801
November	4,853	5,748
December	5,281	6,575
January	5,751	7,198
February	7,011	7,973
March	7,618	8,740
April	8,152	8,934
May	8,157	8,934
June	8,157	8,934

QUALITY

	Quantity	Base Number	Contract	AT	Region	England
% of FP17s for the same patient ID Re-attending within 3 months - Children	131	1,064	12.3%	13.2%	13.3%	12.3%
% of FP17s for the same patient ID Re-attending within 3 months - Adults	430	2,705	15.9%	17.3%	17.3%	16.7%
% of FP17s for the same patient ID Re-attending between 3 & 9 months - Children	505	1,064	47.5%	56.9%	58.9%	57.6%
% of FP17s for the same patient ID Re-attending between 3 & 9 months - Adults	983	2,705	36.3%	50.6%	52.2%	50.1%
% of FP17s for Band 1 Urgent Courses	297	3,622	8.2%	10.9%	9.2%	9.1%
% of FP17s Relating to Free Repair or Replacements	33	3,622	0.9%	0.9%	1.0%	0.8%
% of FP17s Relating to Continuations	70	3,622	1.9%	1.2%	1.4%	1.2%
% of Patients satisfied with the dentistry they have received	7	9	N/A	92.2%	93.1%	92.8%
% of Patients satisfied with the time they had to wait for an appointment	8	9	N/A	88.3%	89.5%	88.7%

* This is based on patients treated on this contract for their most recent course of treatment. Figures in italics indicate the base number of FP17s or Patient Questionnaire responses are less than 100. N/A is shown where the base number of responses is less than 10 during the period. % is calculated as Quantity/Base number*100

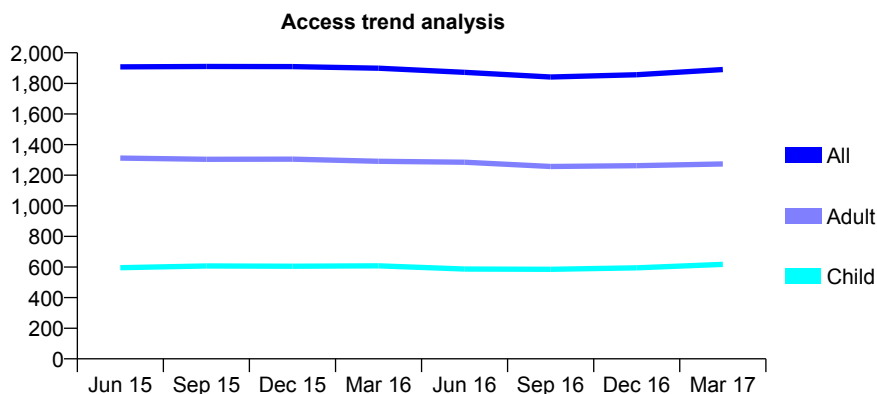
Q47 - Vital Signs At a Glance Contract Report for 565938/0002 - Year end March 2017

Name or company name	MR SR BASS
Contract type name	GDS Contract
Purpose of contract	General
Contract start date	20/08/2007
Contract end date	

16/17 Contracted general activity (UDA)	6,003
Carry forward general activity (UDA)	40
16/17 Contracted orthodontic activity (UOA)	0
Carry forward orthodontic activity (UOA)	0
Baseline contract value	£155,936.01

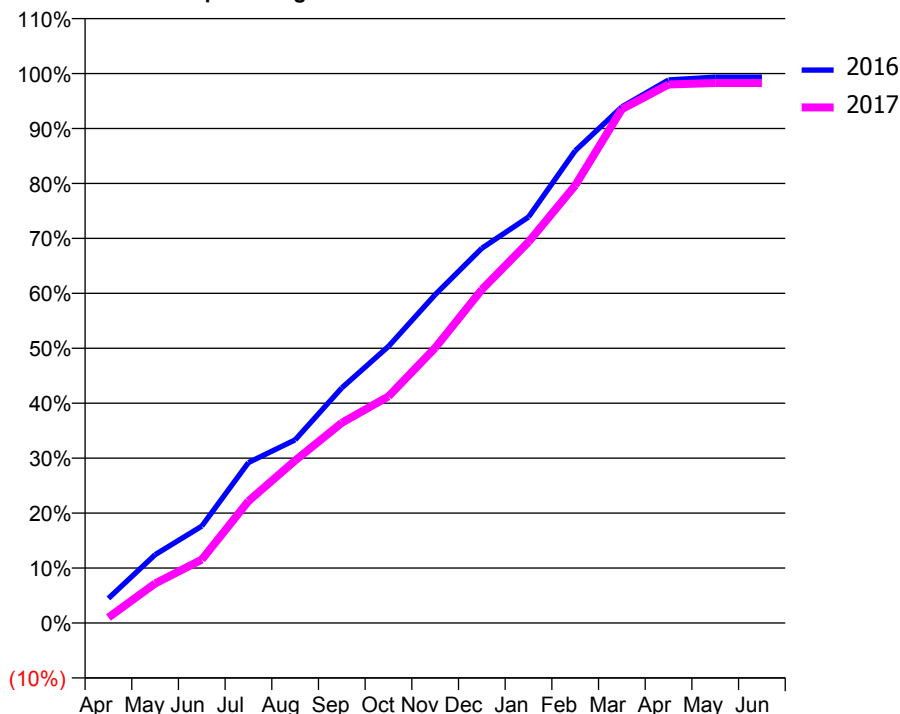
ACCESS*

Patients seen in 24 months	Total	Change since previous quarter
Quarter ending March 2016	1,899	
Quarter ending June 2016	1,872	↓
Quarter ending September 2016	1,842	↓
Quarter ending December 2016	1,857	→
Quarter ending March 2017	1,891	→
Variance since March 2016	(0.4%)	→



ACTIVITY

Cumulative percentage of contracted UDA delivered 2016 & 2017



Month	Adjusted Scheduled Activity (UDA)	
	2016	2017
April	269	60
May	746	432
June	1,058	692
July	1,754	1,332
August	2,000	1,775
September	2,569	2,188
October	3,022	2,476
November	3,587	3,006
December	4,094	3,643
January	4,436	4,162
February	5,159	4,780
March	5,639	5,613
April	5,933	5,883
May	5,963	5,898
June	5,963	5,898

QUALITY

	Quantity	Base Number	Contract	AT	Region	England
% of FP17s for the same patient ID Re-attending within 3 months - Children	60	769	7.8%	13.2%	13.3%	12.3%
% of FP17s for the same patient ID Re-attending within 3 months - Adults	226	1,584	14.3%	17.3%	17.3%	16.7%
% of FP17s for the same patient ID Re-attending between 3 & 9 months - Children	346	769	45.0%	56.9%	58.9%	57.6%
% of FP17s for the same patient ID Re-attending between 3 & 9 months - Adults	617	1,584	39.0%	50.6%	52.2%	50.1%
% of FP17s for Band 1 Urgent Courses	117	2,327	5.0%	10.9%	9.2%	9.1%
% of FP17s Relating to Free Repair or Replacements	11	2,327	0.5%	0.9%	1.0%	0.8%
% of FP17s Relating to Continuations	45	2,327	1.9%	1.2%	1.4%	1.2%
% of Patients satisfied with the dentistry they have received	4	4	N/A	92.2%	93.1%	92.8%
% of Patients satisfied with the time they had to wait for an appointment	4	4	N/A	88.3%	89.5%	88.7%

* This is based on patients treated on this contract for their most recent course of treatment. Figures in italics indicate the base number of FP17s or Patient Questionnaire responses are less than 100. N/A is shown where the base number of responses is less than 10 during the period. % is calculated as Quantity/Base number*100

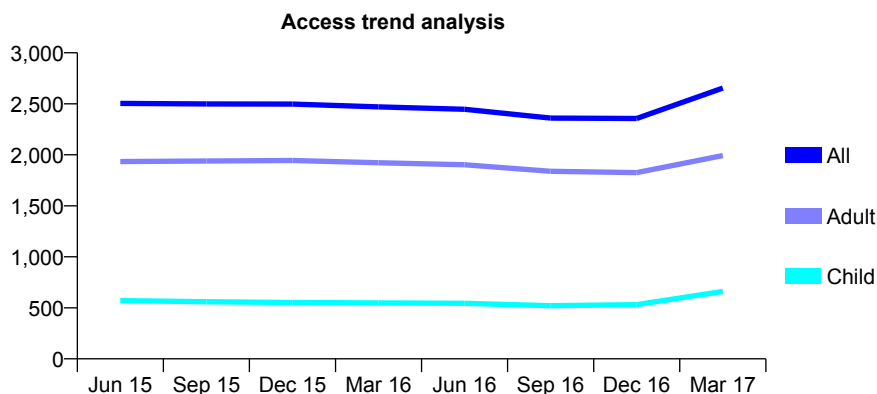
Q47 - Vital Signs At a Glance Contract Report for 567256/0001 - Year end March 2017

Name or company name	Mr Zuber Bagasi
Contract type name	GDS Contract
Purpose of contract	General
Contract start date	01/04/2006
Contract end date	

16/17 Contracted general activity (UDA)	7,600
Carry forward general activity (UDA)	50
16/17 Contracted orthodontic activity (UOA)	0
Carry forward orthodontic activity (UOA)	0
Baseline contract value	£186,970.31

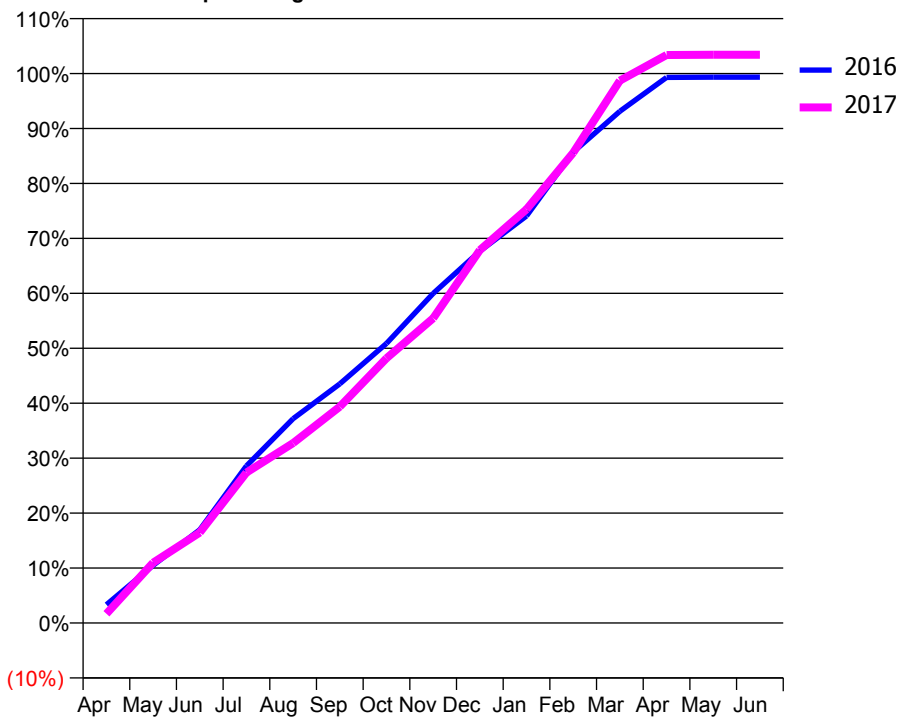
ACCESS*

Patients seen in 24 months	Total	Change since previous quarter
Quarter ending March 2016	2,470	
Quarter ending June 2016	2,446	→
Quarter ending September 2016	2,360	↓
Quarter ending December 2016	2,356	→
Quarter ending March 2017	2,654	↑
Variance since March 2016	7.4%	↑



ACTIVITY

Cumulative percentage of contracted UDA delivered 2016 & 2017



Adjusted Scheduled Activity (UDA)

Month	2016	2017
April	253	128
May	798	835
June	1,290	1,251
July	2,174	2,082
August	2,827	2,489
September	3,308	2,993
October	3,866	3,662
November	4,559	4,215
December	5,144	5,158
January	5,629	5,722
February	6,513	6,504
March	7,078	7,501
April	7,546	7,857
May	7,550	7,859
June	7,550	7,859

QUALITY

	Quantity	Base Number	Contract	AT	Region	England
% of FP17s for the same patient ID Re-attending within 3 months - Children	51	822	6.2%	13.2%	13.3%	12.3%
% of FP17s for the same patient ID Re-attending within 3 months - Adults	402	2,438	16.5%	17.3%	17.3%	16.7%
% of FP17s for the same patient ID Re-attending between 3 & 9 months - Children	332	822	40.4%	56.9%	58.9%	57.6%
% of FP17s for the same patient ID Re-attending between 3 & 9 months - Adults	937	2,438	38.4%	50.6%	52.2%	50.1%
% of FP17s for Band 1 Urgent Courses	153	3,183	4.8%	10.9%	9.2%	9.1%
% of FP17s Relating to Free Repair or Replacements	36	3,183	1.1%	0.9%	1.0%	0.8%
% of FP17s Relating to Continuations	31	3,183	1.0%	1.2%	1.4%	1.2%
% of Patients satisfied with the dentistry they have received	6	6	N/A	92.2%	93.1%	92.8%
% of Patients satisfied with the time they had to wait for an appointment	6	6	N/A	88.3%	89.5%	88.7%

* This is based on patients treated on this contract for their most recent course of treatment. Figures in italics indicate the base number of FP17s or Patient Questionnaire responses are less than 100. N/A is shown where the base number of responses is less than 10 during the period. % is calculated as Quantity/Base number*100

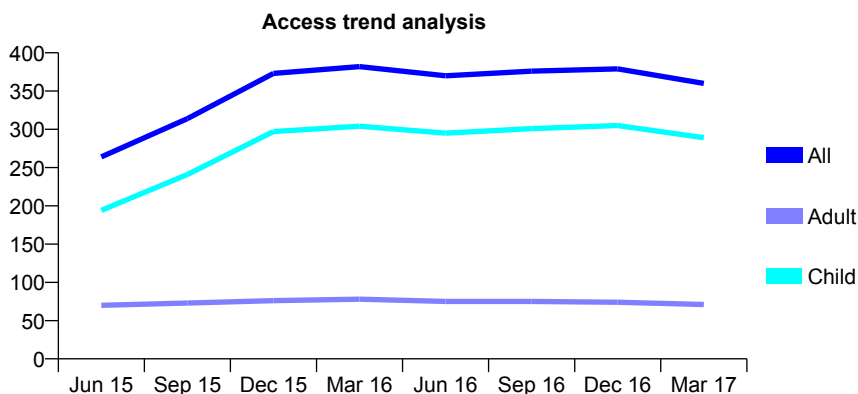
Q47 - Vital Signs At a Glance Contract Report for 570656/0001 - Year end March 2017

Name or company name	MR M WILKINSON
Contract type name	GDS Contract
Purpose of contract	General
Contract start date	01/04/2006
Contract end date	

16/17 Contracted general activity (UDA)	720
Carry forward general activity (UDA)	0
16/17 Contracted orthodontic activity (UOA)	0
Carry forward orthodontic activity (UOA)	0
Baseline contract value	£16,304.27

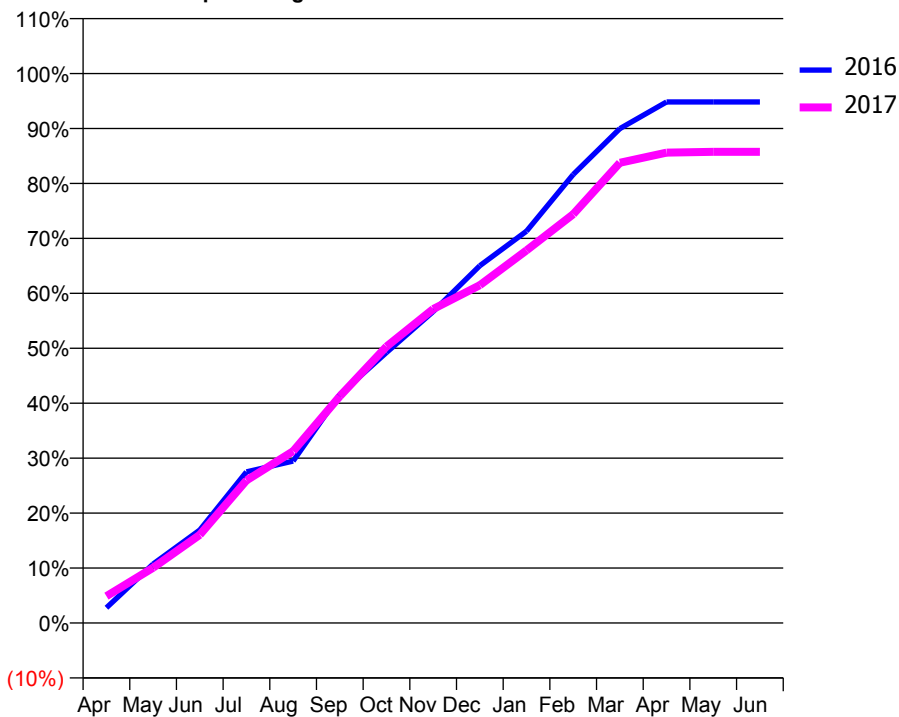
ACCESS*

Patients seen in 24 months	Total	Change since previous quarter
Quarter ending March 2016	382	
Quarter ending June 2016	370	↓
Quarter ending September 2016	376	→
Quarter ending December 2016	379	→
Quarter ending March 2017	360	↓
Variance since March 2016	(5.8%)	↓



ACTIVITY

Cumulative percentage of contracted UDA delivered 2016 & 2017



Adjusted Scheduled Activity (UDA)

Month	2016	2017
April	20	35
May	77	72
June	122	116
July	198	187
August	212	225
September	299	297
October	354	362
November	408	411
December	468	443
January	513	488
February	588	536
March	648	603
April	683	616
May	683	617
June	683	617

QUALITY

	Quantity	Base Number	Contract	AT	Region	England
% of FP17s for the same patient ID Re-attending within 3 months - Children	30	502	6.0%	13.2%	13.3%	12.3%
% of FP17s for the same patient ID Re-attending within 3 months - Adults	6	58	10.3%	17.3%	17.3%	16.7%
% of FP17s for the same patient ID Re-attending between 3 & 9 months - Children	356	502	70.9%	56.9%	58.9%	57.6%
% of FP17s for the same patient ID Re-attending between 3 & 9 months - Adults	34	58	58.6%	50.6%	52.2%	50.1%
% of FP17s for Band 1 Urgent Courses	22	543	4.1%	10.9%	9.2%	9.1%
% of FP17s Relating to Free Repair or Replacements	0	543	0.0%	0.9%	1.0%	0.8%
% of FP17s Relating to Continuations	0	543	0.0%	1.2%	1.4%	1.2%
% of Patients satisfied with the dentistry they have received	3	3	N/A	92.2%	93.1%	92.8%
% of Patients satisfied with the time they had to wait for an appointment	3	3	N/A	88.3%	89.5%	88.7%

* This is based on patients treated on this contract for their most recent course of treatment. Figures in italics indicate the base number of FP17s or Patient Questionnaire responses are less than 100. N/A is shown where the base number of responses is less than 10 during the period. % is calculated as Quantity/Base number*100

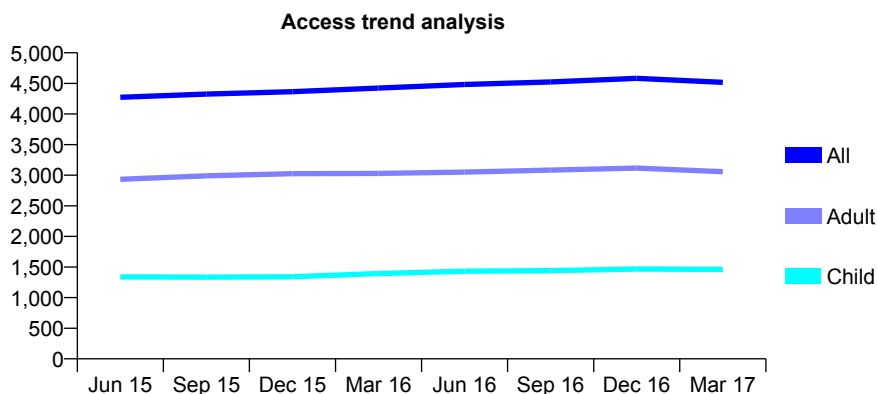
Q47 - Vital Signs At a Glance Contract Report for 572608/0001 - Year end March 2017

Name or company name	Mr A Malik
Contract type name	GDS Contract
Purpose of contract	General
Contract start date	01/04/2006
Contract end date	

16/17 Contracted general activity (UDA)	12,946
Carry forward general activity (UDA)	-242
16/17 Contracted orthodontic activity (UOA)	0
Carry forward orthodontic activity (UOA)	0
Baseline contract value	£369,651.83

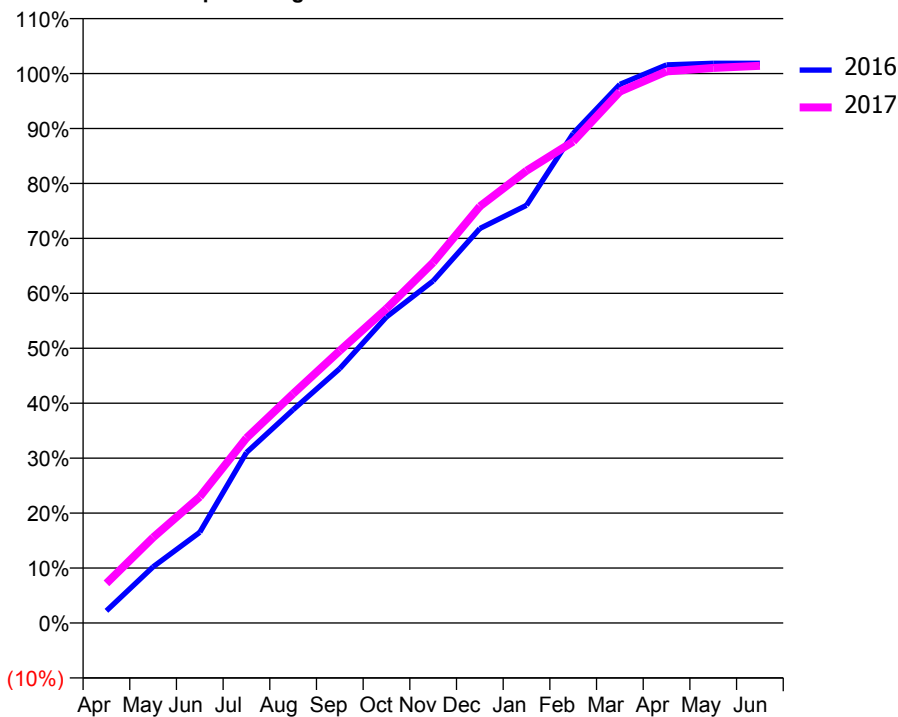
ACCESS*

Patients seen in 24 months	Total	Change since previous quarter
Quarter ending March 2016	4,423	
Quarter ending June 2016	4,483	→
Quarter ending September 2016	4,524	→
Quarter ending December 2016	4,583	→
Quarter ending March 2017	4,518	↓
Variance since March 2016	2.1%	↑



ACTIVITY

Cumulative percentage of contracted UDA delivered 2016 & 2017



Month	Adjusted Scheduled Activity (UDA)	
	2016	2017
April	288	934
May	1,323	2,016
June	2,138	2,972
July	4,016	4,359
August	5,024	5,403
September	5,996	6,416
October	7,210	7,406
November	8,059	8,492
December	9,294	9,817
January	9,840	10,653
February	11,535	11,344
March	12,689	12,522
April	13,148	12,995
May	13,186	13,076
June	13,188	13,126

QUALITY

	Quantity	Base Number	Contract	AT	Region	England
% of FP17s for the same patient ID Re-attending within 3 months - Children	176	1,805	9.8%	13.2%	13.3%	12.3%
% of FP17s for the same patient ID Re-attending within 3 months - Adults	752	3,781	19.9%	17.3%	17.3%	16.7%
% of FP17s for the same patient ID Re-attending between 3 & 9 months - Children	875	1,805	48.5%	56.9%	58.9%	57.6%
% of FP17s for the same patient ID Re-attending between 3 & 9 months - Adults	1,603	3,781	42.4%	50.6%	52.2%	50.1%
% of FP17s for Band 1 Urgent Courses	646	5,539	11.7%	10.9%	9.2%	9.1%
% of FP17s Relating to Free Repair or Replacements	66	5,539	1.2%	0.9%	1.0%	0.8%
% of FP17s Relating to Continuations	90	5,539	1.6%	1.2%	1.4%	1.2%
% of Patients satisfied with the dentistry they have received	4	5	N/A	92.2%	93.1%	92.8%
% of Patients satisfied with the time they had to wait for an appointment	4	5	N/A	88.3%	89.5%	88.7%

* This is based on patients treated on this contract for their most recent course of treatment. Figures in italics indicate the base number of FP17s or Patient Questionnaire responses are less than 100. N/A is shown where the base number of responses is less than 10 during the period. % is calculated as Quantity/Base number*100

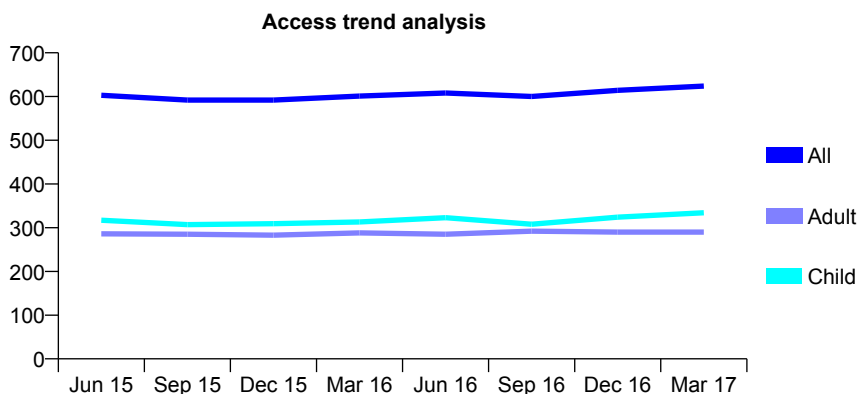
Q47 - Vital Signs At a Glance Contract Report for 574651/0001 - Year end March 2017

Name or company name	MISS CL ALLEN
Contract type name	GDS Contract
Purpose of contract	General
Contract start date	01/04/2006
Contract end date	

16/17 Contracted general activity (UDA)	1,561
Carry forward general activity (UDA)	-9
16/17 Contracted orthodontic activity (UOA)	0
Carry forward orthodontic activity (UOA)	0
Baseline contract value	£42,105.06

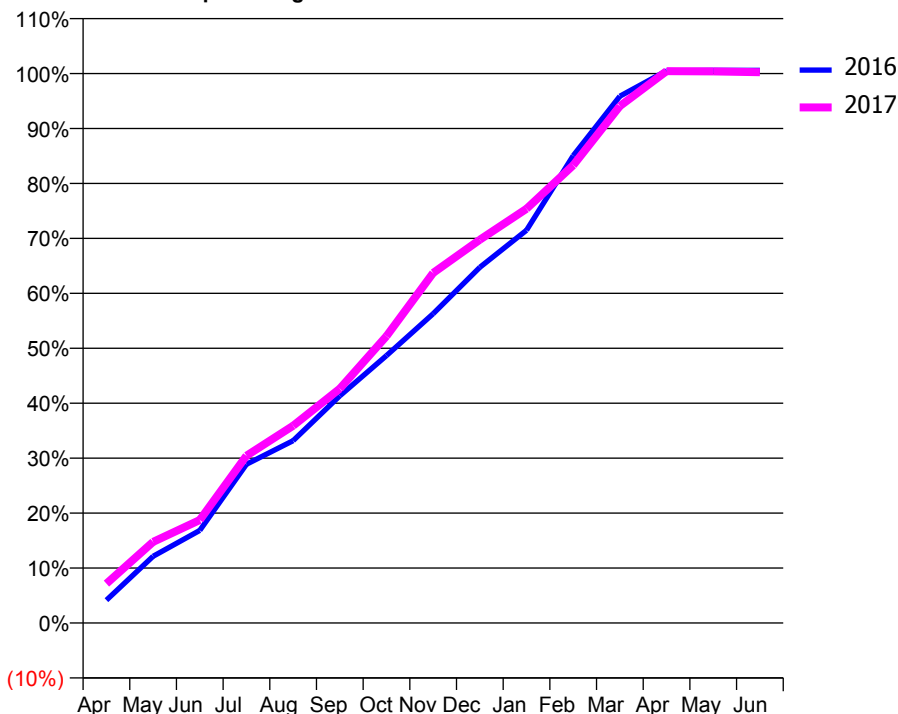
ACCESS*

Patients seen in 24 months	Total	Change since previous quarter
Quarter ending March 2016	601	
Quarter ending June 2016	608	→
Quarter ending September 2016	600	↓
Quarter ending December 2016	614	↑
Quarter ending March 2017	624	→
Variance since March 2016	3.8%	↑



ACTIVITY

Cumulative percentage of contracted UDA delivered 2016 & 2017



Month	Adjusted Scheduled Activity (UDA)	
	2016	2017
April	65	112
May	190	230
June	263	293
July	451	475
August	518	561
September	645	666
October	760	815
November	879	995
December	1,011	1,089
January	1,116	1,177
February	1,327	1,300
March	1,496	1,469
April	1,569	1,568
May	1,570	1,567
June	1,570	1,565

QUALITY

	Quantity	Base Number	Contract	AT	Region	England
% of FP17s for the same patient ID Re-attending within 3 months - Children	53	576	9.2%	13.2%	13.3%	12.3%
% of FP17s for the same patient ID Re-attending within 3 months - Adults	44	387	11.4%	17.3%	17.3%	16.7%
% of FP17s for the same patient ID Re-attending between 3 & 9 months - Children	393	576	68.2%	56.9%	58.9%	57.6%
% of FP17s for the same patient ID Re-attending between 3 & 9 months - Adults	221	387	57.1%	50.6%	52.2%	50.1%
% of FP17s for Band 1 Urgent Courses	54	962	5.6%	10.9%	9.2%	9.1%
% of FP17s Relating to Free Repair or Replacements	0	962	0.0%	0.9%	1.0%	0.8%
% of FP17s Relating to Continuations	0	962	0.0%	1.2%	1.4%	1.2%
% of Patients satisfied with the dentistry they have received	2	2	N/A	92.2%	93.1%	92.8%
% of Patients satisfied with the time they had to wait for an appointment	2	2	N/A	88.3%	89.5%	88.7%

* This is based on patients treated on this contract for their most recent course of treatment. Figures in italics indicate the base number of FP17s or Patient Questionnaire responses are less than 100. N/A is shown where the base number of responses is less than 10 during the period. % is calculated as Quantity/Base number*100

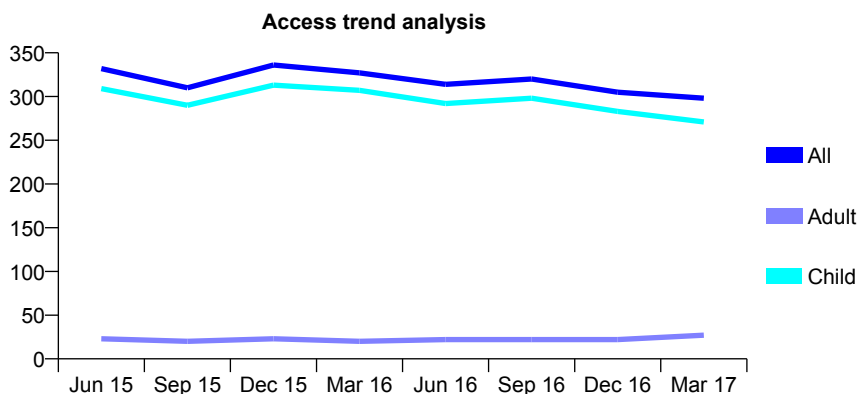
Q47 - Vital Signs At a Glance Contract Report for 575577/0001 - Year end March 2017

Name or company name	MR JR VALENTINE
Contract type name	GDS Contract
Purpose of contract	General
Contract start date	01/04/2006
Contract end date	

16/17 Contracted general activity (UDA)	600
Carry forward general activity (UDA)	0
16/17 Contracted orthodontic activity (UOA)	0
Carry forward orthodontic activity (UOA)	0
Baseline contract value	£11,052.44

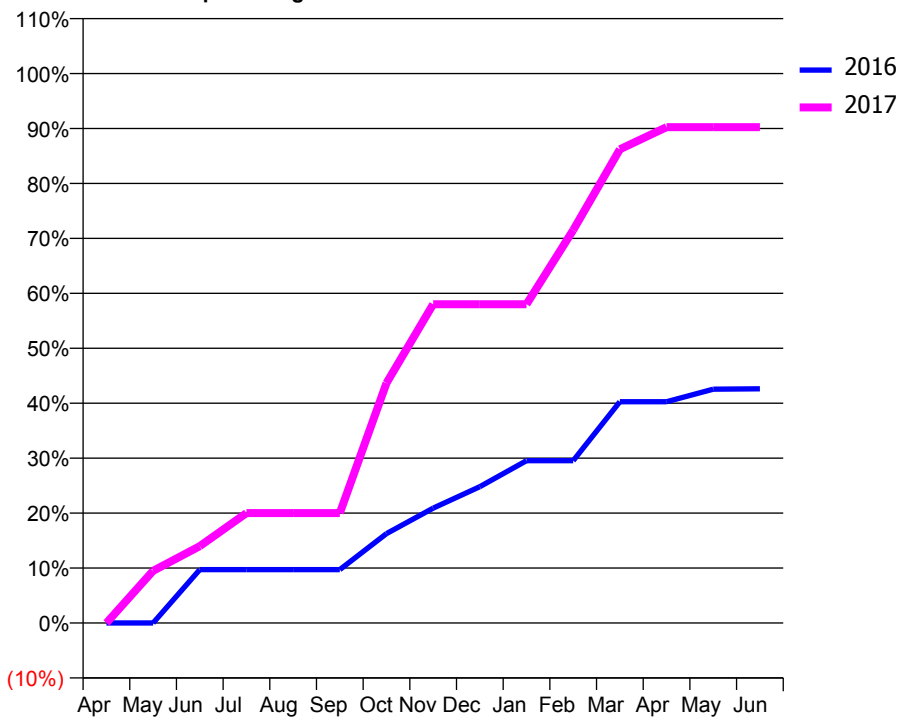
ACCESS*

Patients seen in 24 months	Total	Change since previous quarter
Quarter ending March 2016	327	
Quarter ending June 2016	314	↓
Quarter ending September 2016	320	→
Quarter ending December 2016	305	↓
Quarter ending March 2017	298	↓
Variance since March 2016	(8.9%)	↓



ACTIVITY

Cumulative percentage of contracted UDA delivered 2016 & 2017



Adjusted Scheduled Activity (UDA)

Month	2016	2017
April	0	0
May	0	57
June	107	84
July	107	120
August	107	120
September	107	120
October	179	262
November	230	348
December	273	348
January	325	348
February	325	429
March	443	517
April	443	541
May	468	541
June	469	541

QUALITY

	Quantity	Base Number	Contract	AT	Region	England
% of FP17s for the same patient ID Re-attending within 3 months - Children	35	425	8.2%	13.2%	13.3%	12.3%
% of FP17s for the same patient ID Re-attending within 3 months - Adults	0	2	0.0%	17.3%	17.3%	16.7%
% of FP17s for the same patient ID Re-attending between 3 & 9 months - Children	253	425	59.5%	56.9%	58.9%	57.6%
% of FP17s for the same patient ID Re-attending between 3 & 9 months - Adults	1	2	50.0%	50.6%	52.2%	50.1%
% of FP17s for Band 1 Urgent Courses	2	426	0.5%	10.9%	9.2%	9.1%
% of FP17s Relating to Free Repair or Replacements	0	426	0.0%	0.9%	1.0%	0.8%
% of FP17s Relating to Continuations	0	426	0.0%	1.2%	1.4%	1.2%
% of Patients satisfied with the dentistry they have received	0	0	N/A	92.2%	93.1%	92.8%
% of Patients satisfied with the time they had to wait for an appointment	0	0	N/A	88.3%	89.5%	88.7%

* This is based on patients treated on this contract for their most recent course of treatment. Figures in italics indicate the base number of FP17s or Patient Questionnaire responses are less than 100. N/A is shown where the base number of responses is less than 10 during the period. % is calculated as Quantity/Base number*100

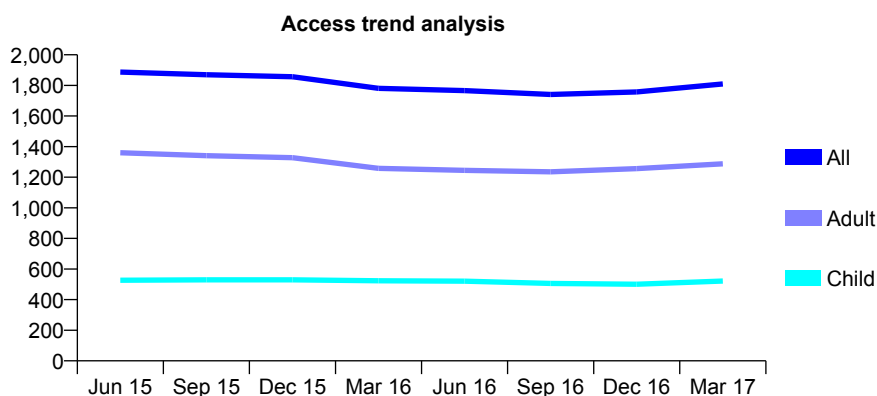
Q47 - Vital Signs At a Glance Contract Report for 604860/0001 - Year end March 2017

Name or company name	MR SA BATE
Contract type name	GDS Contract
Purpose of contract	General
Contract start date	01/10/2010
Contract end date	

16/17 Contracted general activity (UDA)	7,000
Carry forward general activity (UDA)	236
16/17 Contracted orthodontic activity (UOA)	0
Carry forward orthodontic activity (UOA)	0
Baseline contract value	£171,130.78

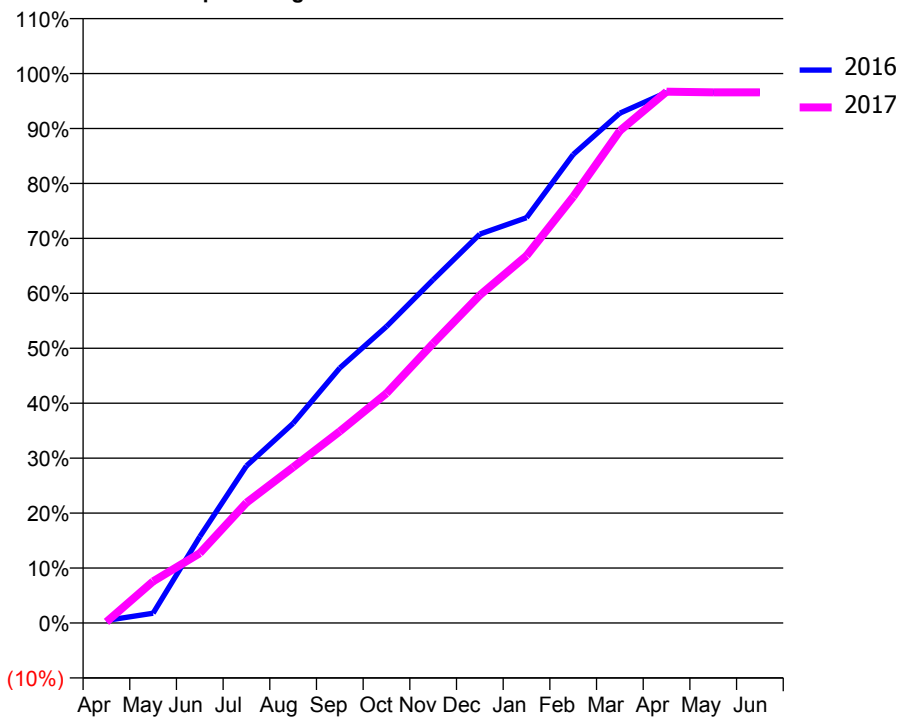
ACCESS*

Patients seen in 24 months	Total	Change since previous quarter
Quarter ending March 2016	1,781	
Quarter ending June 2016	1,766	→
Quarter ending September 2016	1,741	↓
Quarter ending December 2016	1,757	→
Quarter ending March 2017	1,810	↑
Variance since March 2016	1.6%	→



ACTIVITY

Cumulative percentage of contracted UDA delivered 2016 & 2017



Month	Adjusted Scheduled Activity (UDA)	
	2016	2017
April	32	15
May	125	531
June	1,100	889
July	2,002	1,533
August	2,545	1,985
September	3,248	2,442
October	3,777	2,926
November	4,373	3,562
December	4,953	4,176
January	5,163	4,678
February	5,969	5,430
March	6,495	6,271
April	6,760	6,769
May	6,761	6,761
June	6,764	6,761

QUALITY

	Quantity	Base Number	Contract	AT	Region	England
% of FP17s for the same patient ID Re-attending within 3 months - Children	154	1,110	13.9%	13.2%	13.3%	12.3%
% of FP17s for the same patient ID Re-attending within 3 months - Adults	459	2,355	19.5%	17.3%	17.3%	16.7%
% of FP17s for the same patient ID Re-attending between 3 & 9 months - Children	758	1,110	68.3%	56.9%	58.9%	57.6%
% of FP17s for the same patient ID Re-attending between 3 & 9 months - Adults	1,402	2,355	59.5%	50.6%	52.2%	50.1%
% of FP17s for Band 1 Urgent Courses	208	3,518	5.9%	10.9%	9.2%	9.1%
% of FP17s Relating to Free Repair or Replacements	57	3,518	1.6%	0.9%	1.0%	0.8%
% of FP17s Relating to Continuations	30	3,518	0.9%	1.2%	1.4%	1.2%
% of Patients satisfied with the dentistry they have received	7	7	N/A	92.2%	93.1%	92.8%
% of Patients satisfied with the time they had to wait for an appointment	6	7	N/A	88.3%	89.5%	88.7%

* This is based on patients treated on this contract for their most recent course of treatment. Figures in italics indicate the base number of FP17s or Patient Questionnaire responses are less than 100. N/A is shown where the base number of responses is less than 10 during the period. % is calculated as Quantity/Base number*100

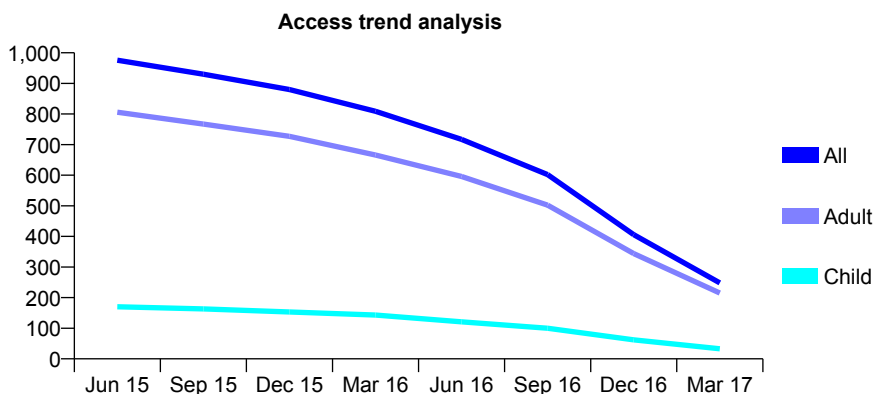
Q47 - Vital Signs At a Glance Contract Report for 629081/0001 - Year end March 2017

Name or company name	Drakes Dental Care
Contract type name	GDS Contract
Purpose of contract	General
Contract start date	01/04/2006
Contract end date	

16/17 Contracted general activity (UDA)	5,275
Carry forward general activity (UDA)	0
16/17 Contracted orthodontic activity (UOA)	0
Carry forward orthodontic activity (UOA)	0
Baseline contract value	£121,995.80

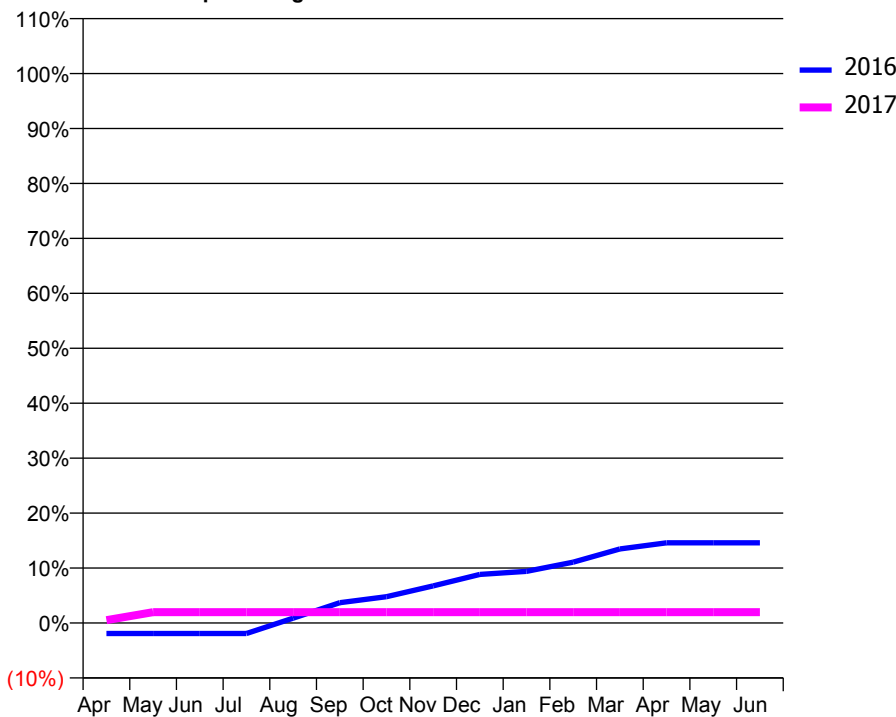
ACCESS*

Patients seen in 24 months	Total	Change since previous quarter
Quarter ending March 2016	809	
Quarter ending June 2016	717	↓
Quarter ending September 2016	602	↓
Quarter ending December 2016	406	↓
Quarter ending March 2017	248	↓
Variance since March 2016	(69.3%)	↓



ACTIVITY

Cumulative percentage of contracted UDA delivered 2016 & 2017



Adjusted Scheduled Activity (UDA)

Month	2016	2017
April	-102	27
May	-102	104
June	-102	104
July	-102	104
August	47	104
September	195	104
October	253	104
November	357	104
December	466	104
January	496	104
February	585	104
March	711	104
April	770	104
May	770	104
June	770	104

QUALITY

	Quantity	Base Number	Contract	AT	Region	England
% of FP17s for the same patient ID Re-attending within 3 months - Children	0	14	0.0%	13.2%	13.3%	12.3%
% of FP17s for the same patient ID Re-attending within 3 months - Adults	4	62	6.5%	17.3%	17.3%	16.7%
% of FP17s for the same patient ID Re-attending between 3 & 9 months - Children	8	14	57.1%	56.9%	58.9%	57.6%
% of FP17s for the same patient ID Re-attending between 3 & 9 months - Adults	28	62	45.2%	50.6%	52.2%	50.1%
% of FP17s for Band 1 Urgent Courses	6	53	11.3%	10.9%	9.2%	9.1%
% of FP17s Relating to Free Repair or Replacements	0	53	0.0%	0.9%	1.0%	0.8%
% of FP17s Relating to Continuations	1	53	1.9%	1.2%	1.4%	1.2%
% of Patients satisfied with the dentistry they have received	0	0	N/A	92.2%	93.1%	92.8%
% of Patients satisfied with the time they had to wait for an appointment	0	0	N/A	88.3%	89.5%	88.7%

* This is based on patients treated on this contract for their most recent course of treatment. Figures in italics indicate the base number of FP17s or Patient Questionnaire responses are less than 100. N/A is shown where the base number of responses is less than 10 during the period. % is calculated as Quantity/Base number*100

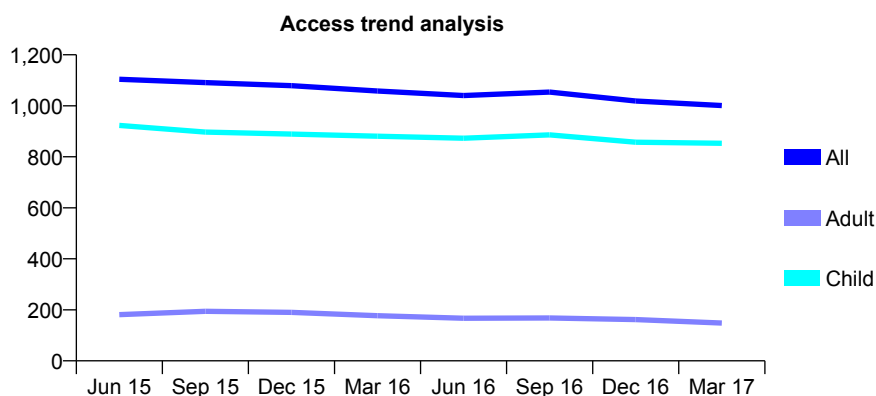
Q47 - Vital Signs At a Glance Contract Report for 629154/0003 - Year end March 2017

Name or company name	MR M DUFFY
Contract type name	GDS Contract
Purpose of contract	General and Orthodontic
Contract start date	01/06/2008
Contract end date	

16/17 Contracted general activity (UDA)	3,050
Carry forward general activity (UDA)	0
16/17 Contracted orthodontic activity (UOA)	1,150
Carry forward orthodontic activity (UOA)	0
Baseline contract value	£154,438.72

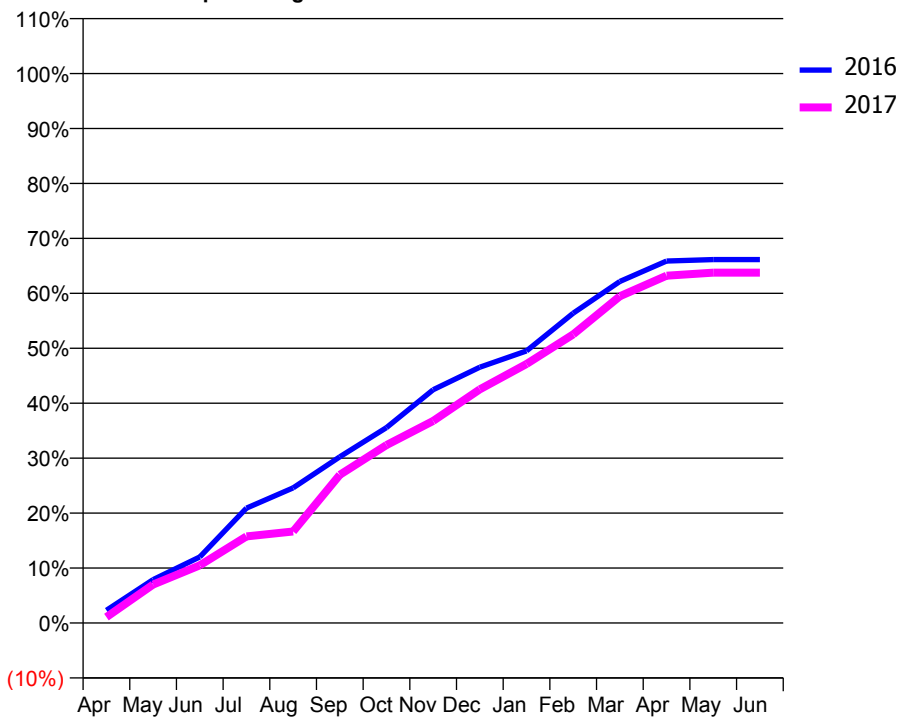
ACCESS*

Patients seen in 24 months	Total	Change since previous quarter
Quarter ending March 2016	1,058	
Quarter ending June 2016	1,040	↓
Quarter ending September 2016	1,054	→
Quarter ending December 2016	1,019	↓
Quarter ending March 2017	1,001	↓
Variance since March 2016	(5.4%)	↓



ACTIVITY

Cumulative percentage of contracted UDA delivered 2016 & 2017



Adjusted Scheduled Activity (UDA)

Month	2016	2017
April	71	33
May	241	213
June	367	320
July	638	480
August	750	508
September	922	823
October	1,085	987
November	1,295	1,121
December	1,420	1,297
January	1,510	1,438
February	1,719	1,602
March	1,896	1,813
April	2,009	1,928
May	2,017	1,945
June	2,017	1,945

QUALITY

	Quantity	Base Number	Contract	AT	Region	England
% of FP17s for the same patient ID Re-attending within 3 months - Children	211	1,532	13.8%	13.2%	13.3%	12.3%
% of FP17s for the same patient ID Re-attending within 3 months - Adults	3	38	7.9%	17.3%	17.3%	16.7%
% of FP17s for the same patient ID Re-attending between 3 & 9 months - Children	813	1,532	53.1%	56.9%	58.9%	57.6%
% of FP17s for the same patient ID Re-attending between 3 & 9 months - Adults	17	38	44.7%	50.6%	52.2%	50.1%
% of FP17s for Band 1 Urgent Courses	56	1,457	3.8%	10.9%	9.2%	9.1%
% of FP17s Relating to Free Repair or Replacements	0	1,457	0.0%	0.9%	1.0%	0.8%
% of FP17s Relating to Continuations	1	1,457	0.1%	1.2%	1.4%	1.2%
% of Patients satisfied with the dentistry they have received	0	0	N/A	92.2%	93.1%	92.8%
% of Patients satisfied with the time they had to wait for an appointment	0	0	N/A	88.3%	89.5%	88.7%

* This is based on patients treated on this contract for their most recent course of treatment. Figures in italics indicate the base number of FP17s or Patient Questionnaire responses are less than 100. N/A is shown where the base number of responses is less than 10 during the period. % is calculated as Quantity/Base number*100

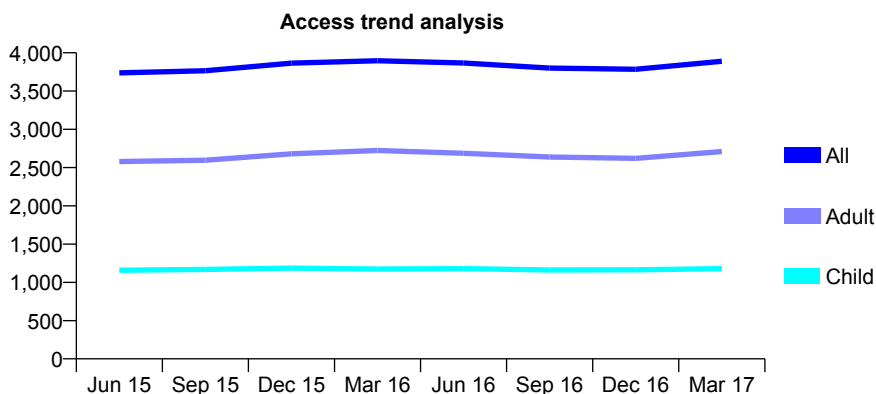
Q47 - Vital Signs At a Glance Contract Report for 629316/0001 - Year end March 2017

Name or company name	Mr Waqar Mohammed
Contract type name	GDS Contract
Purpose of contract	General
Contract start date	01/04/2006
Contract end date	

16/17 Contracted general activity (UDA)	13,319
Carry forward general activity (UDA)	-84
16/17 Contracted orthodontic activity (UOA)	0
Carry forward orthodontic activity (UOA)	0
Baseline contract value	£397,229.95

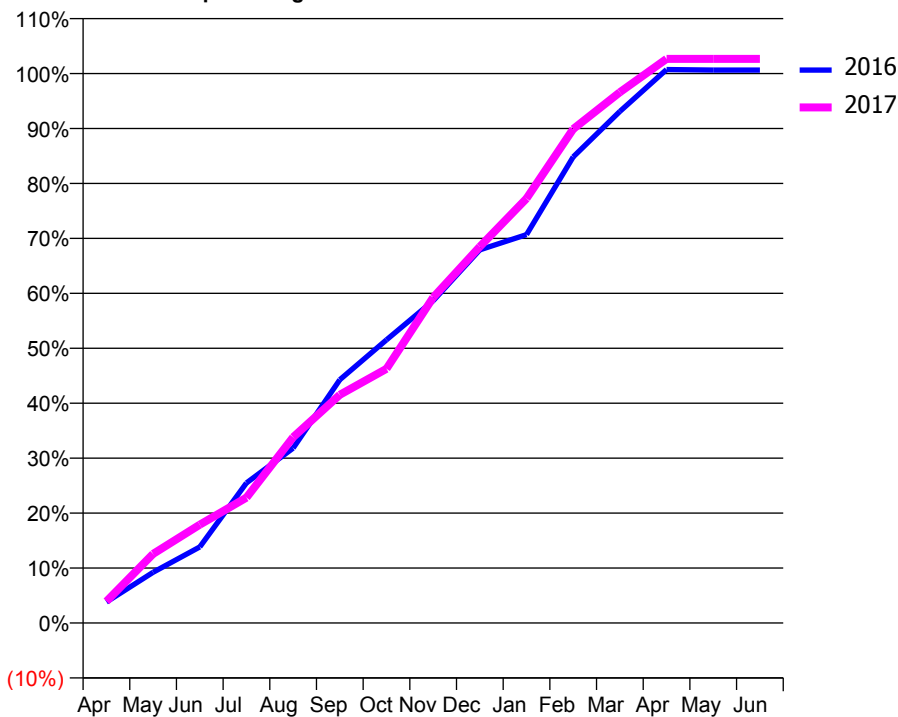
ACCESS*

Patients seen in 24 months	Total	Change since previous quarter
Quarter ending March 2016	3,897	
Quarter ending June 2016	3,866	→
Quarter ending September 2016	3,800	↓
Quarter ending December 2016	3,784	→
Quarter ending March 2017	3,889	↑
Variance since March 2016	(0.2%)	→



ACTIVITY

Cumulative percentage of contracted UDA delivered 2016 & 2017



Month	Adjusted Scheduled Activity (UDA)	
	2016	2017
April	508	526
May	1,229	1,676
June	1,845	2,384
July	3,396	3,039
August	4,239	4,504
September	5,895	5,531
October	6,864	6,162
November	7,810	7,892
December	9,045	9,122
January	9,414	10,288
February	11,299	11,975
March	12,401	12,865
April	13,414	13,672
May	13,403	13,673
June	13,403	13,673

QUALITY

	Quantity	Base Number	Contract	AT	Region	England
% of FP17s for the same patient ID Re-attending within 3 months - Children	142	1,705	8.3%	13.2%	13.3%	12.3%
% of FP17s for the same patient ID Re-attending within 3 months - Adults	624	3,733	16.7%	17.3%	17.3%	16.7%
% of FP17s for the same patient ID Re-attending between 3 & 9 months - Children	927	1,705	54.4%	56.9%	58.9%	57.6%
% of FP17s for the same patient ID Re-attending between 3 & 9 months - Adults	1,710	3,733	45.8%	50.6%	52.2%	50.1%
% of FP17s for Band 1 Urgent Courses	643	5,381	11.9%	10.9%	9.2%	9.1%
% of FP17s Relating to Free Repair or Replacements	33	5,381	0.6%	0.9%	1.0%	0.8%
% of FP17s Relating to Continuations	77	5,381	1.4%	1.2%	1.4%	1.2%
% of Patients satisfied with the dentistry they have received	23	24	95.8%	92.2%	93.1%	92.8%
% of Patients satisfied with the time they had to wait for an appointment	24	24	100.0%	88.3%	89.5%	88.7%

* This is based on patients treated on this contract for their most recent course of treatment. Figures in italics indicate the base number of FP17s or Patient Questionnaire responses are less than 100. N/A is shown where the base number of responses is less than 10 during the period. % is calculated as Quantity/Base number*100

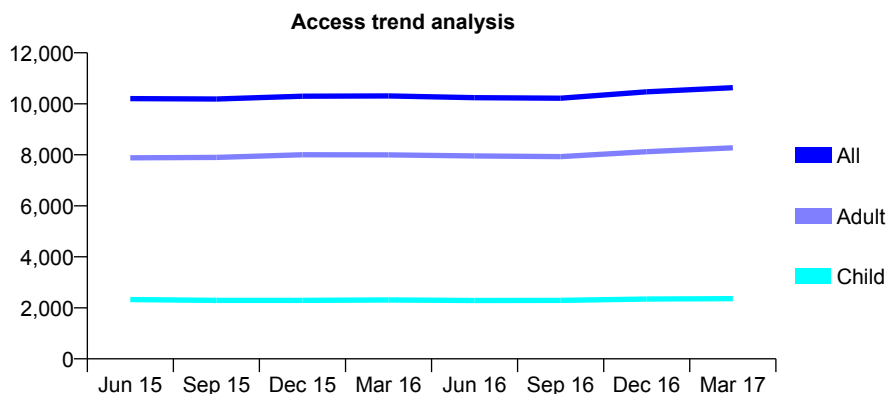
Q47 - Vital Signs At a Glance Contract Report for 635944/0001 - Year end March 2017

Name or company name	Dr J E Cornall and Dr A Giaziri
Contract type name	GDS Contract
Purpose of contract	General
Contract start date	01/04/2006
Contract end date	

16/17 Contracted general activity (UDA)	23,341
Carry forward general activity (UDA)	959
16/17 Contracted orthodontic activity (UOA)	0
Carry forward orthodontic activity (UOA)	0
Baseline contract value	£583,026.43

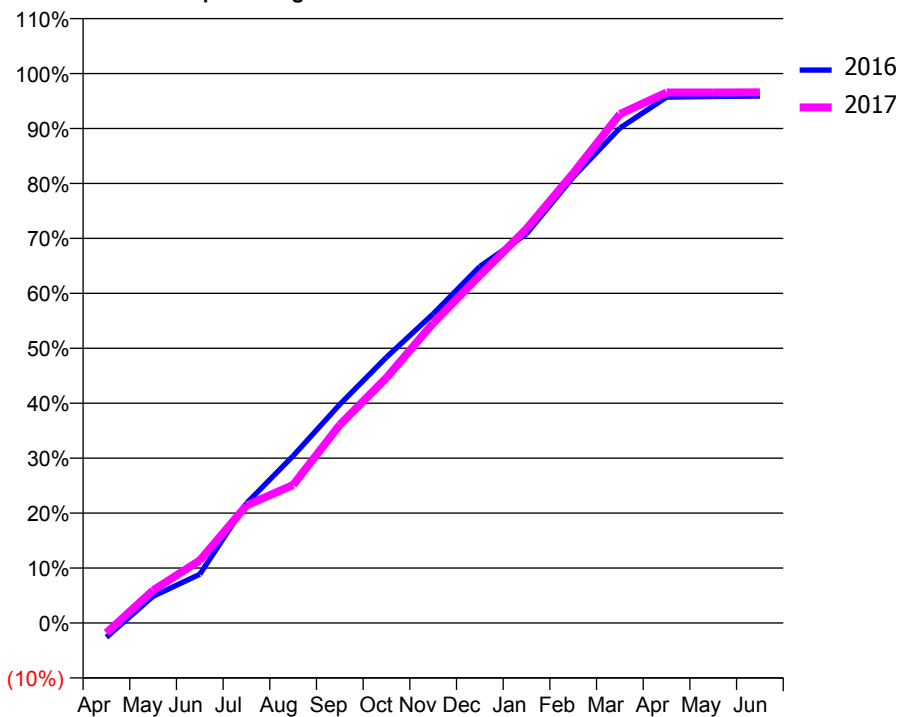
ACCESS*

Patients seen in 24 months	Total	Change since previous quarter
Quarter ending March 2016	10,308	
Quarter ending June 2016	10,238	→
Quarter ending September 2016	10,220	→
Quarter ending December 2016	10,468	↑
Quarter ending March 2017	10,634	→
Variance since March 2016	3.2%	↑



ACTIVITY

Cumulative percentage of contracted UDA delivered 2016 & 2017



Adjusted Scheduled Activity (UDA)

Month	2016	2017
April	-607	-423
May	1,134	1,389
June	2,072	2,661
July	5,084	4,990
August	7,099	5,863
September	9,286	8,420
October	11,289	10,421
November	13,132	12,740
December	15,144	14,772
January	16,534	16,744
February	18,941	19,109
March	21,023	21,619
April	22,336	22,533
May	22,364	22,536
June	22,382	22,540

QUALITY

	Quantity	Base Number	Contract	AT	Region	England
% of FP17s for the same patient ID Re-attending within 3 months - Children	208	2,997	6.9%	13.2%	13.3%	12.3%
% of FP17s for the same patient ID Re-attending within 3 months - Adults	1,713	10,175	16.8%	17.3%	17.3%	16.7%
% of FP17s for the same patient ID Re-attending between 3 & 9 months - Children	1,421	2,997	47.4%	56.9%	58.9%	57.6%
% of FP17s for the same patient ID Re-attending between 3 & 9 months - Adults	3,781	10,175	37.2%	50.6%	52.2%	50.1%
% of FP17s for Band 1 Urgent Courses	2,237	12,884	17.4%	10.9%	9.2%	9.1%
% of FP17s Relating to Free Repair or Replacements	34	12,884	0.3%	0.9%	1.0%	0.8%
% of FP17s Relating to Continuations	72	12,884	0.6%	1.2%	1.4%	1.2%
% of Patients satisfied with the dentistry they have received	37	39	94.9%	92.2%	93.1%	92.8%
% of Patients satisfied with the time they had to wait for an appointment	39	39	100.0%	88.3%	89.5%	88.7%

* This is based on patients treated on this contract for their most recent course of treatment. Figures in italics indicate the base number of FP17s or Patient Questionnaire responses are less than 100. N/A is shown where the base number of responses is less than 10 during the period. % is calculated as Quantity/Base number*100

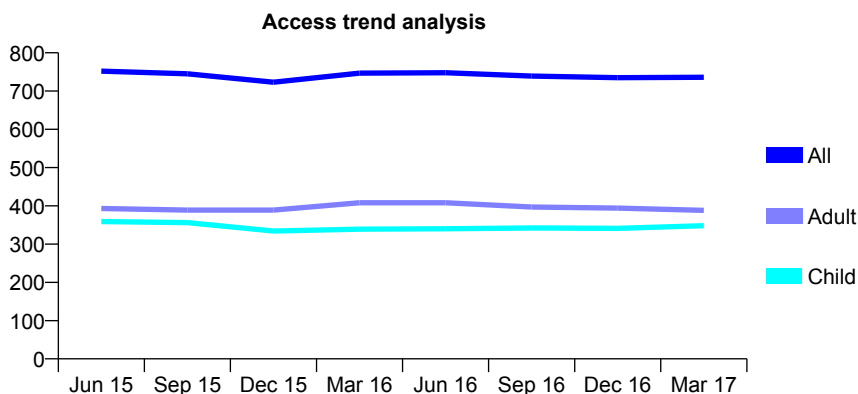
Q47 - Vital Signs At a Glance Contract Report for 635960/0001 - Year end March 2017

Name or company name	MR AP OVENDEN
Contract type name	GDS Contract
Purpose of contract	General
Contract start date	01/04/2006
Contract end date	

16/17 Contracted general activity (UDA)	2,076
Carry forward general activity (UDA)	0
16/17 Contracted orthodontic activity (UOA)	0
Carry forward orthodontic activity (UOA)	0
Baseline contract value	£55,889.99

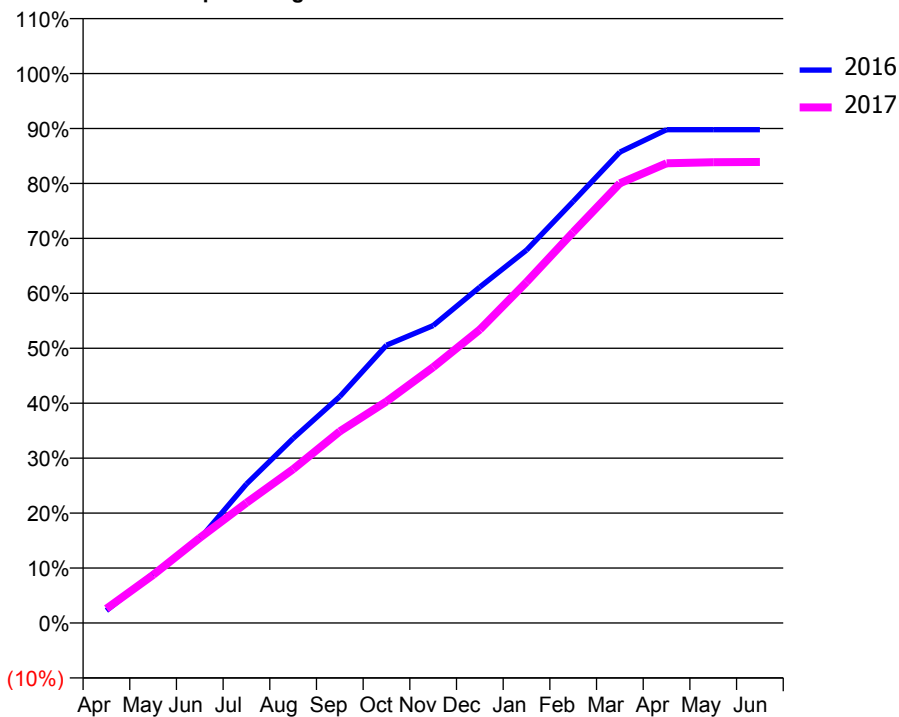
ACCESS*

Patients seen in 24 months	Total	Change since previous quarter
Quarter ending March 2016	747	
Quarter ending June 2016	748	→
Quarter ending September 2016	739	↓
Quarter ending December 2016	735	→
Quarter ending March 2017	736	→
Variance since March 2016	(1.5%)	↓



ACTIVITY

Cumulative percentage of contracted UDA delivered 2016 & 2017



Month	Adjusted Scheduled Activity (UDA)	
	2016	2017
April	47	54
May	186	181
June	318	322
July	525	454
August	697	581
September	856	724
October	1,050	837
November	1,124	966
December	1,269	1,108
January	1,409	1,288
February	1,593	1,477
March	1,779	1,661
April	1,864	1,737
May	1,864	1,741
June	1,864	1,742

QUALITY

	Quantity	Base Number	Contract	AT	Region	England
% of FP17s for the same patient ID Re-attending within 3 months - Children	22	551	4.0%	13.2%	13.3%	12.3%
% of FP17s for the same patient ID Re-attending within 3 months - Adults	52	489	10.6%	17.3%	17.3%	16.7%
% of FP17s for the same patient ID Re-attending between 3 & 9 months - Children	413	551	75.0%	56.9%	58.9%	57.6%
% of FP17s for the same patient ID Re-attending between 3 & 9 months - Adults	311	489	63.6%	50.6%	52.2%	50.1%
% of FP17s for Band 1 Urgent Courses	13	1,025	1.3%	10.9%	9.2%	9.1%
% of FP17s Relating to Free Repair or Replacements	0	1,025	0.0%	0.9%	1.0%	0.8%
% of FP17s Relating to Continuations	1	1,025	0.1%	1.2%	1.4%	1.2%
% of Patients satisfied with the dentistry they have received	0	0	N/A	92.2%	93.1%	92.8%
% of Patients satisfied with the time they had to wait for an appointment	0	0	N/A	88.3%	89.5%	88.7%

* This is based on patients treated on this contract for their most recent course of treatment. Figures in italics indicate the base number of FP17s or Patient Questionnaire responses are less than 100. N/A is shown where the base number of responses is less than 10 during the period. % is calculated as Quantity/Base number*100

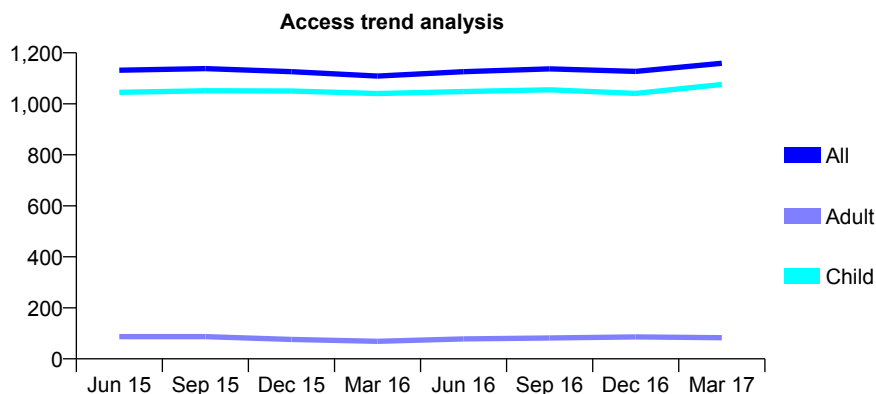
Q47 - Vital Signs At a Glance Contract Report for 638552/0001 - Year end March 2017

Name or company name	MR PM BROOKS
Contract type name	GDS Contract
Purpose of contract	General
Contract start date	01/04/2006
Contract end date	

16/17 Contracted general activity (UDA)	2,300
Carry forward general activity (UDA)	0
16/17 Contracted orthodontic activity (UOA)	0
Carry forward orthodontic activity (UOA)	0
Baseline contract value	£49,384.94

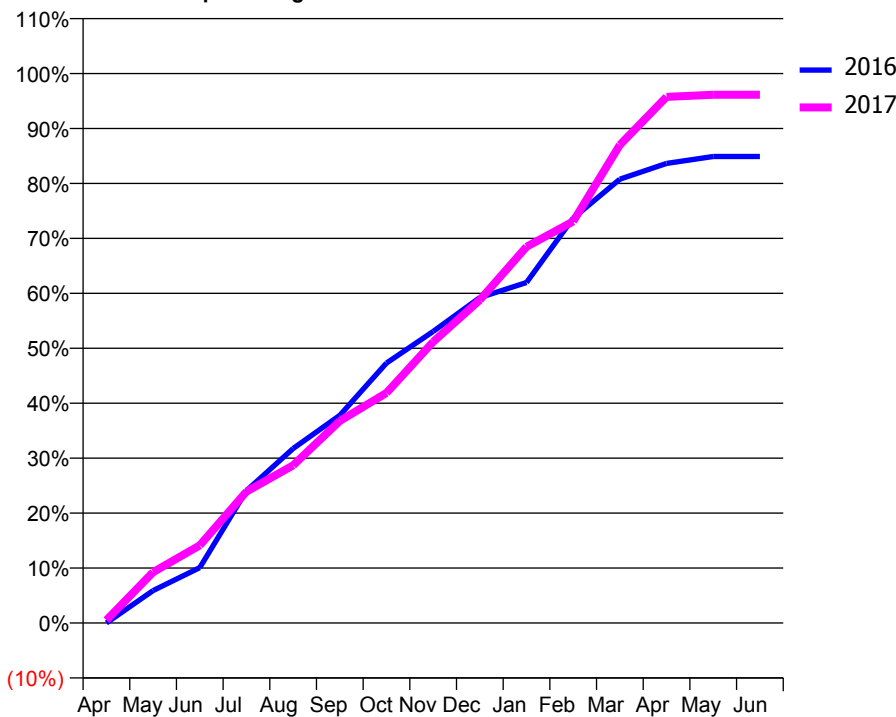
ACCESS*

Patients seen in 24 months	Total	Change since previous quarter
Quarter ending March 2016	1,109	
Quarter ending June 2016	1,126	→
Quarter ending September 2016	1,137	→
Quarter ending December 2016	1,127	→
Quarter ending March 2017	1,159	↑
Variance since March 2016	4.5%	↑



ACTIVITY

Cumulative percentage of contracted UDA delivered 2016 & 2017



Month	Adjusted Scheduled Activity (UDA)	
	2016	2017
April	0	12
May	136	213
June	232	325
July	554	550
August	730	660
September	869	846
October	1,088	963
November	1,220	1,177
December	1,362	1,352
January	1,425	1,575
February	1,695	1,681
March	1,858	2,001
April	1,924	2,202
May	1,953	2,211
June	1,953	2,211

QUALITY

	Quantity	Base Number	Contract	AT	Region	England
% of FP17s for the same patient ID Re-attending within 3 months - Children	64	1,407	4.5%	13.2%	13.3%	12.3%
% of FP17s for the same patient ID Re-attending within 3 months - Adults	0	1	0.0%	17.3%	17.3%	16.7%
% of FP17s for the same patient ID Re-attending between 3 & 9 months - Children	754	1,407	53.6%	56.9%	58.9%	57.6%
% of FP17s for the same patient ID Re-attending between 3 & 9 months - Adults	0	1	0.0%	50.6%	52.2%	50.1%
% of FP17s for Band 1 Urgent Courses	0	1,459	0.0%	10.9%	9.2%	9.1%
% of FP17s Relating to Free Repair or Replacements	1	1,459	0.1%	0.9%	1.0%	0.8%
% of FP17s Relating to Continuations	1	1,459	0.1%	1.2%	1.4%	1.2%
% of Patients satisfied with the dentistry they have received	3	3	N/A	92.2%	93.1%	92.8%
% of Patients satisfied with the time they had to wait for an appointment	3	3	N/A	88.3%	89.5%	88.7%

* This is based on patients treated on this contract for their most recent course of treatment. Figures in italics indicate the base number of FP17s or Patient Questionnaire responses are less than 100. N/A is shown where the base number of responses is less than 10 during the period. % is calculated as Quantity/Base number*100

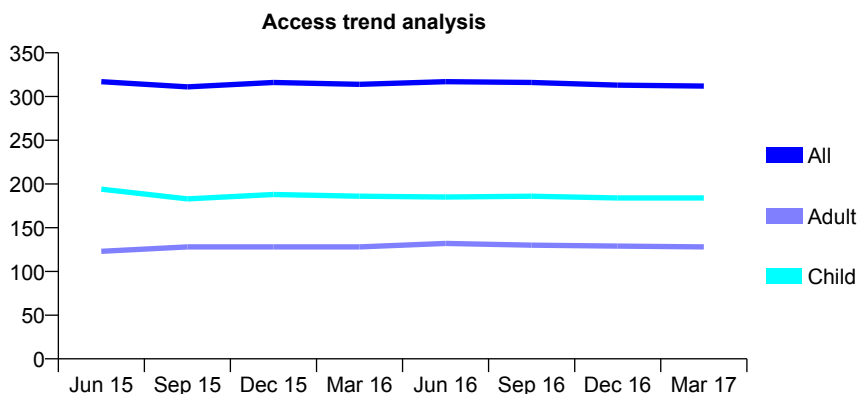
Q47 - Vital Signs At a Glance Contract Report for 641812/0001 - Year end March 2017

Name or company name	MR C WOODALL
Contract type name	GDS Contract
Purpose of contract	General
Contract start date	01/04/2006
Contract end date	

16/17 Contracted general activity (UDA)	600
Carry forward general activity (UDA)	-12
16/17 Contracted orthodontic activity (UOA)	0
Carry forward orthodontic activity (UOA)	0
Baseline contract value	£16,284.44

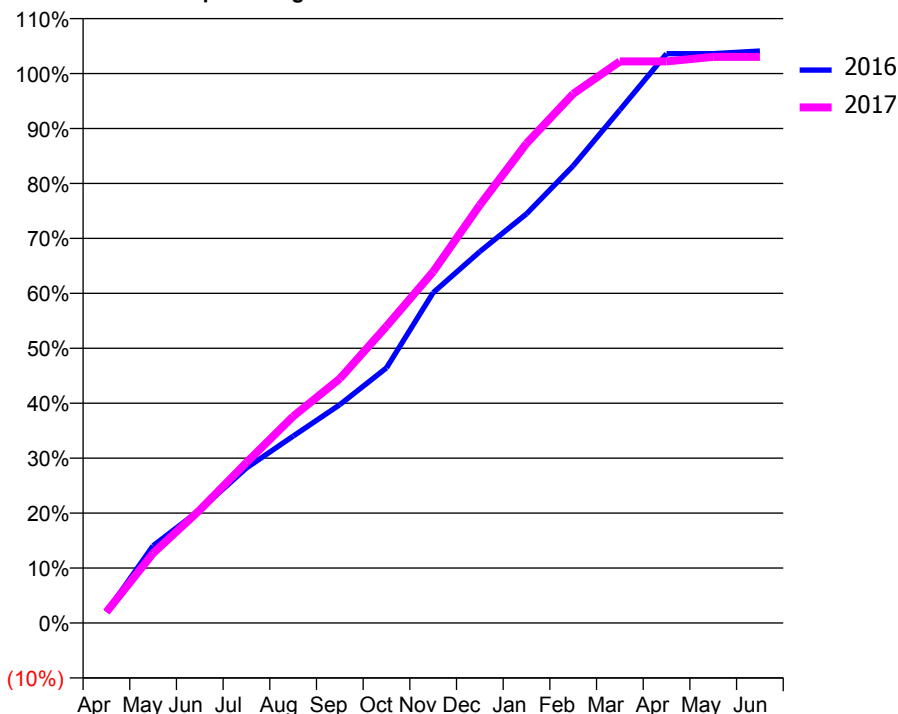
ACCESS*

Patients seen in 24 months	Total	Change since previous quarter
Quarter ending March 2016	314	
Quarter ending June 2016	317	→
Quarter ending September 2016	316	→
Quarter ending December 2016	313	→
Quarter ending March 2017	312	→
Variance since March 2016	(0.6%)	→



ACTIVITY

Cumulative percentage of contracted UDA delivered 2016 & 2017



Month	Adjusted Scheduled Activity (UDA)	
	2016	2017
April	12	12
May	84	76
June	123	123
July	169	175
August	204	226
September	238	267
October	279	324
November	361	384
December	406	456
January	447	524
February	499	578
March	560	613
April	622	613
May	622	618
June	625	618

QUALITY

	Quantity	Base Number	Contract	AT	Region	England
% of FP17s for the same patient ID Re-attending within 3 months - Children	21	315	6.7%	13.2%	13.3%	12.3%
% of FP17s for the same patient ID Re-attending within 3 months - Adults	8	169	4.7%	17.3%	17.3%	16.7%
% of FP17s for the same patient ID Re-attending between 3 & 9 months - Children	220	315	69.8%	56.9%	58.9%	57.6%
% of FP17s for the same patient ID Re-attending between 3 & 9 months - Adults	113	169	66.9%	50.6%	52.2%	50.1%
% of FP17s for Band 1 Urgent Courses	31	443	7.0%	10.9%	9.2%	9.1%
% of FP17s Relating to Free Repair or Replacements	0	443	0.0%	0.9%	1.0%	0.8%
% of FP17s Relating to Continuations	0	443	0.0%	1.2%	1.4%	1.2%
% of Patients satisfied with the dentistry they have received	0	0	N/A	92.2%	93.1%	92.8%
% of Patients satisfied with the time they had to wait for an appointment	0	0	N/A	88.3%	89.5%	88.7%

* This is based on patients treated on this contract for their most recent course of treatment. Figures in italics indicate the base number of FP17s or Patient Questionnaire responses are less than 100. N/A is shown where the base number of responses is less than 10 during the period. % is calculated as Quantity/Base number*100

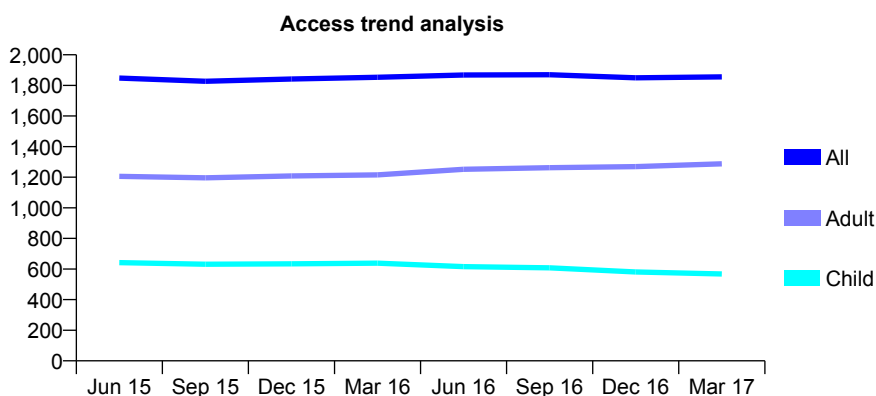
Q47 - Vital Signs At a Glance Contract Report for 643157/0001 - Year end March 2017

Name or company name	MR AJ HARVEY
Contract type name	GDS Contract
Purpose of contract	General
Contract start date	01/04/2006
Contract end date	

16/17 Contracted general activity (UDA)	6,780
Carry forward general activity (UDA)	203
16/17 Contracted orthodontic activity (UOA)	0
Carry forward orthodontic activity (UOA)	0
Baseline contract value	£203,581.30

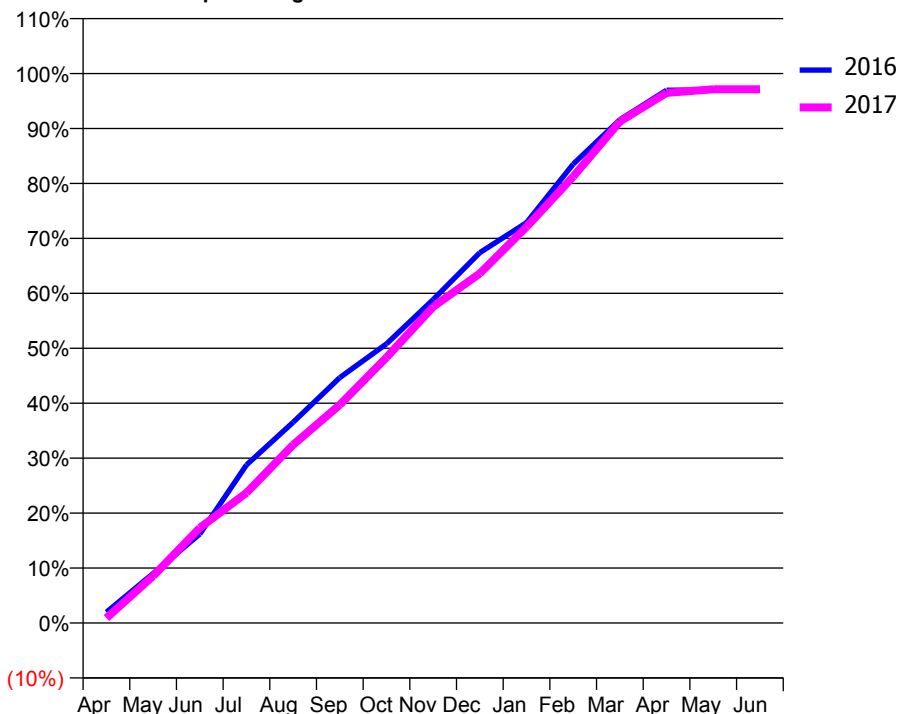
ACCESS*

Patients seen in 24 months	Total	Change since previous quarter
Quarter ending March 2016	1,853	
Quarter ending June 2016	1,868	→
Quarter ending September 2016	1,870	→
Quarter ending December 2016	1,850	↓
Quarter ending March 2017	1,856	→
Variance since March 2016	0.2%	→



ACTIVITY

Cumulative percentage of contracted UDA delivered 2016 & 2017



Adjusted Scheduled Activity (UDA)

Month	2016	2017
April	134	62
May	611	580
June	1,098	1,175
July	1,951	1,607
August	2,477	2,199
September	3,028	2,693
October	3,444	3,277
November	3,991	3,902
December	4,570	4,313
January	4,939	4,888
February	5,662	5,508
March	6,209	6,187
April	6,573	6,541
May	6,577	6,585
June	6,577	6,585

QUALITY

	Quantity	Base Number	Contract	AT	Region	England
% of FP17s for the same patient ID Re-attending within 3 months - Children	128	961	13.3%	13.2%	13.3%	12.3%
% of FP17s for the same patient ID Re-attending within 3 months - Adults	337	1,838	18.3%	17.3%	17.3%	16.7%
% of FP17s for the same patient ID Re-attending between 3 & 9 months - Children	569	961	59.2%	56.9%	58.9%	57.6%
% of FP17s for the same patient ID Re-attending between 3 & 9 months - Adults	873	1,838	47.5%	50.6%	52.2%	50.1%
% of FP17s for Band 1 Urgent Courses	184	2,756	6.7%	10.9%	9.2%	9.1%
% of FP17s Relating to Free Repair or Replacements	21	2,756	0.8%	0.9%	1.0%	0.8%
% of FP17s Relating to Continuations	35	2,756	1.3%	1.2%	1.4%	1.2%
% of Patients satisfied with the dentistry they have received	2	3	N/A	92.2%	93.1%	92.8%
% of Patients satisfied with the time they had to wait for an appointment	3	3	N/A	88.3%	89.5%	88.7%

* This is based on patients treated on this contract for their most recent course of treatment. Figures in italics indicate the base number of FP17s or Patient Questionnaire responses are less than 100. N/A is shown where the base number of responses is less than 10 during the period. % is calculated as Quantity/Base number*100

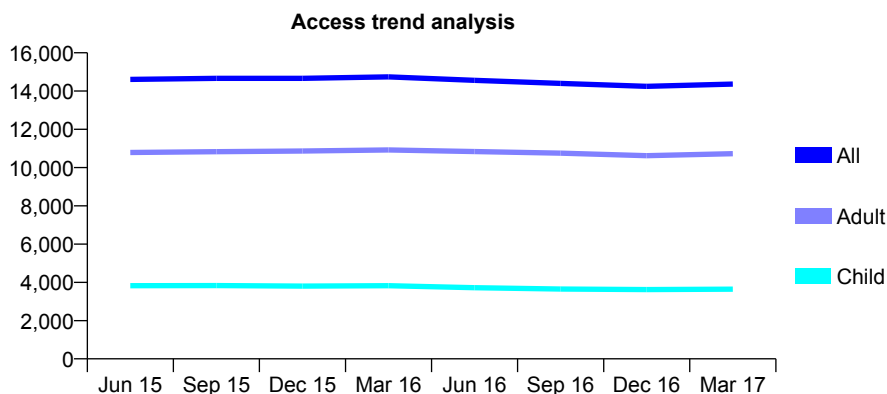
Q47 - Vital Signs At a Glance Contract Report for 649295/0001 - Year end March 2017

Name or company name	MR YM CAMUS
Contract type name	Pilot Contract
Purpose of contract	General and Orthodontic
Contract start date	01/04/2006
Contract end date	

16/17 Contracted general activity (UDA)	55,732
Carry forward general activity (UDA)	0
16/17 Contracted orthodontic activity (UOA)	2,904
Carry forward orthodontic activity (UOA)	46
Baseline contract value	£1,515,936.17

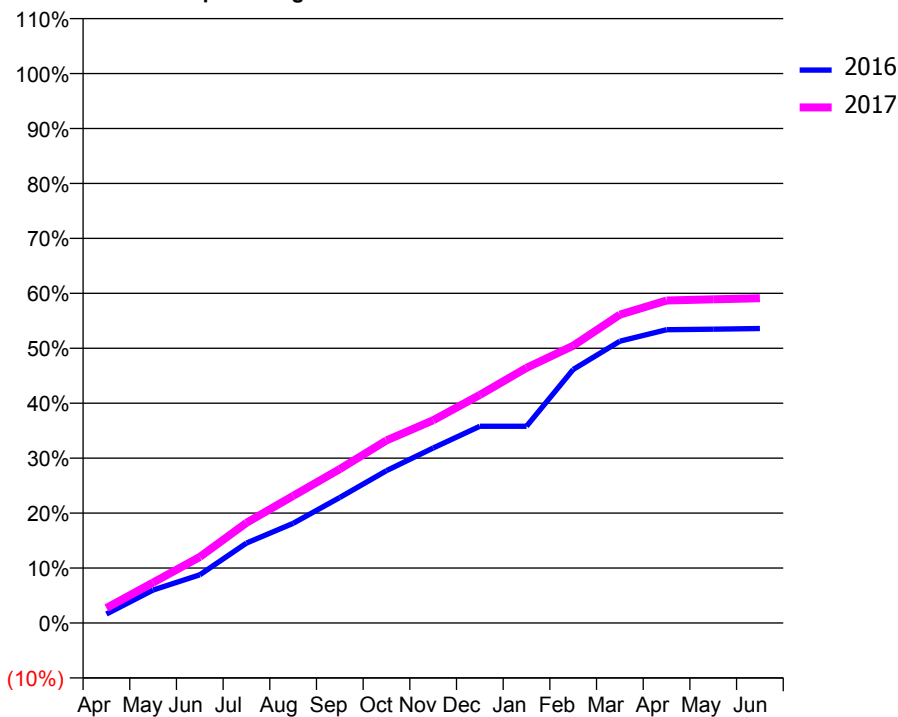
ACCESS*

Patients seen in 24 months	Total	Change since previous quarter
Quarter ending March 2016	14,745	
Quarter ending June 2016	14,559	↓
Quarter ending September 2016	14,398	↓
Quarter ending December 2016	14,246	↓
Quarter ending March 2017	14,368	→
Variance since March 2016	(2.6%)	↓



ACTIVITY

Cumulative percentage of contracted UDA delivered 2016 & 2017



Month	Adjusted Scheduled Activity (UDA)	
	2016	2017
April	911	1,522
May	3,341	4,111
June	4,895	6,707
July	8,114	10,161
August	10,116	12,900
September	12,728	15,611
October	15,447	18,526
November	17,757	20,558
December	19,961	23,129
January	19,953	25,874
February	25,721	28,124
March	28,589	31,278
April	29,752	32,708
May	29,804	32,832
June	29,867	32,938

QUALITY

	Quantity	Base Number	Contract	AT	Region	England
% of FP17s for the same patient ID Re-attending within 3 months - Children	406	5,004	8.1%	13.2%	13.3%	12.3%
% of FP17s for the same patient ID Re-attending within 3 months - Adults	1,773	12,312	14.4%	17.3%	17.3%	16.7%
% of FP17s for the same patient ID Re-attending between 3 & 9 months - Children	2,439	5,004	48.7%	56.9%	58.9%	57.6%
% of FP17s for the same patient ID Re-attending between 3 & 9 months - Adults	4,498	12,312	36.5%	50.6%	52.2%	50.1%
% of FP17s for Band 1 Urgent Courses	1,635	17,035	9.6%	10.9%	9.2%	9.1%
% of FP17s Relating to Free Repair or Replacements	82	17,035	0.5%	0.9%	1.0%	0.8%
% of FP17s Relating to Continuations	22	17,035	0.1%	1.2%	1.4%	1.2%
% of Patients satisfied with the dentistry they have received	27	29	93.1%	92.2%	93.1%	92.8%
% of Patients satisfied with the time they had to wait for an appointment	24	29	82.8%	88.3%	89.5%	88.7%

* This is based on patients treated on this contract for their most recent course of treatment. Figures in italics indicate the base number of FP17s or Patient Questionnaire responses are less than 100. N/A is shown where the base number of responses is less than 10 during the period. % is calculated as Quantity/Base number*100

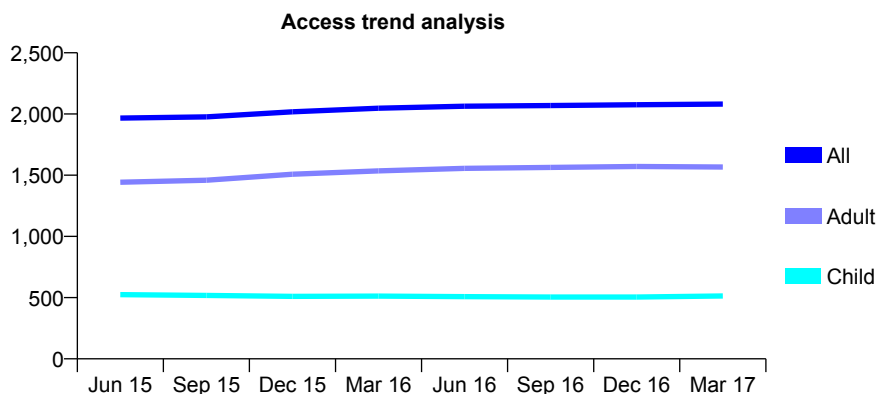
Q47 - Vital Signs At a Glance Contract Report for 652229/0001 - Year end March 2017

Name or company name	MR AK RAO
Contract type name	GDS Contract
Purpose of contract	General
Contract start date	01/04/2006
Contract end date	

16/17 Contracted general activity (UDA)	7,598
Carry forward general activity (UDA)	222
16/17 Contracted orthodontic activity (UOA)	0
Carry forward orthodontic activity (UOA)	0
Baseline contract value	£213,806.10

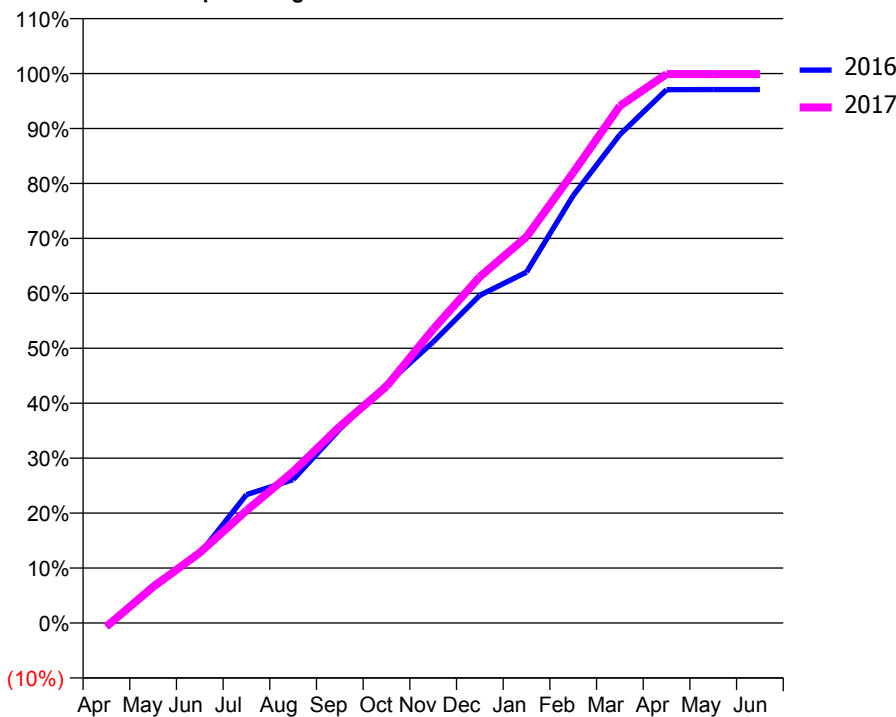
ACCESS*

Patients seen in 24 months	Total	Change since previous quarter
Quarter ending March 2016	2,047	
Quarter ending June 2016	2,064	→
Quarter ending September 2016	2,069	→
Quarter ending December 2016	2,076	→
Quarter ending March 2017	2,081	→
Variance since March 2016	1.7%	→



ACTIVITY

Cumulative percentage of contracted UDA delivered 2016 & 2017



Month	Adjusted Scheduled Activity (UDA)	
	2016	2017
April	-54	-51
May	522	499
June	960	973
July	1,774	1,556
August	1,983	2,094
September	2,683	2,719
October	3,302	3,272
November	3,886	4,063
December	4,531	4,787
January	4,852	5,341
February	5,910	6,228
March	6,753	7,150
April	7,375	7,590
May	7,376	7,590
June	7,376	7,590

QUALITY

	Quantity	Base Number	Contract	AT	Region	England
% of FP17s for the same patient ID Re-attending within 3 months - Children	69	721	9.6%	13.2%	13.3%	12.3%
% of FP17s for the same patient ID Re-attending within 3 months - Adults	402	2,036	19.7%	17.3%	17.3%	16.7%
% of FP17s for the same patient ID Re-attending between 3 & 9 months - Children	312	721	43.3%	56.9%	58.9%	57.6%
% of FP17s for the same patient ID Re-attending between 3 & 9 months - Adults	811	2,036	39.8%	50.6%	52.2%	50.1%
% of FP17s for Band 1 Urgent Courses	264	2,722	9.7%	10.9%	9.2%	9.1%
% of FP17s Relating to Free Repair or Replacements	34	2,722	1.2%	0.9%	1.0%	0.8%
% of FP17s Relating to Continuations	37	2,722	1.4%	1.2%	1.4%	1.2%
% of Patients satisfied with the dentistry they have received	5	5	N/A	92.2%	93.1%	92.8%
% of Patients satisfied with the time they had to wait for an appointment	5	5	N/A	88.3%	89.5%	88.7%

* This is based on patients treated on this contract for their most recent course of treatment. Figures in italics indicate the base number of FP17s or Patient Questionnaire responses are less than 100. N/A is shown where the base number of responses is less than 10 during the period. % is calculated as Quantity/Base number*100

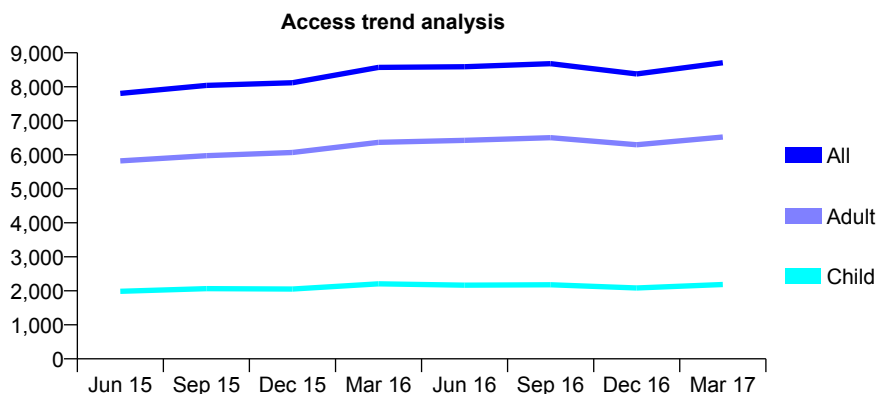
Q47 - Vital Signs At a Glance Contract Report for 653543/0001 - Year end March 2017

Name or company name	MR K POWELL
Contract type name	GDS Contract
Purpose of contract	General
Contract start date	10/07/2006
Contract end date	

16/17 Contracted general activity (UDA)	30,800
Carry forward general activity (UDA)	357
16/17 Contracted orthodontic activity (UOA)	0
Carry forward orthodontic activity (UOA)	0
Baseline contract value	£814,646.79

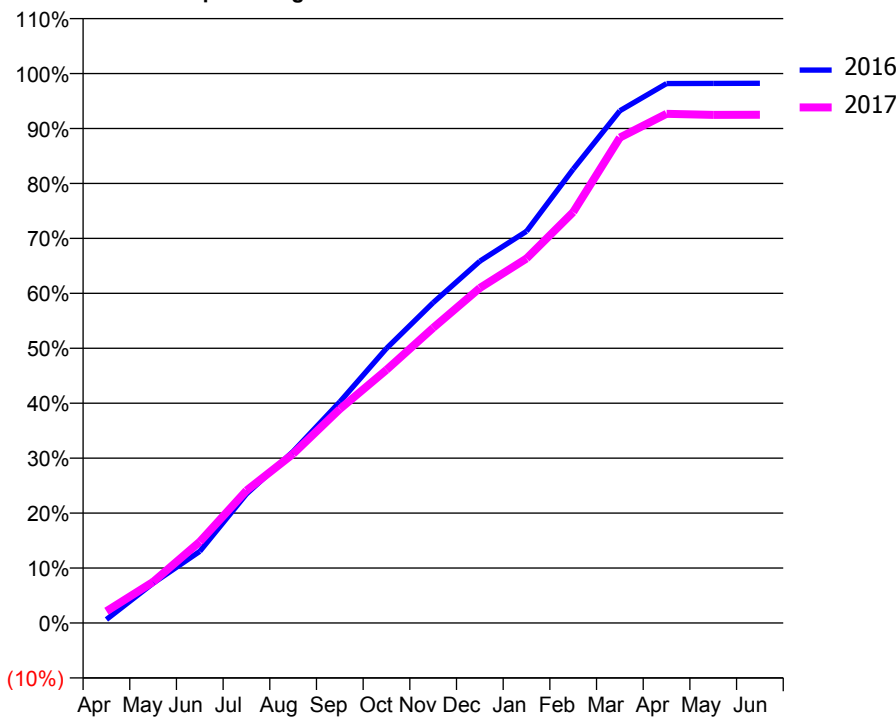
ACCESS*

Patients seen in 24 months	Total	Change since previous quarter
Quarter ending March 2016	8,571	
Quarter ending June 2016	8,591	→
Quarter ending September 2016	8,680	→
Quarter ending December 2016	8,378	↓
Quarter ending March 2017	8,709	↑
Variance since March 2016	1.6%	→



ACTIVITY

Cumulative percentage of contracted UDA delivered 2016 & 2017



Adjusted Scheduled Activity (UDA)

Month	2016	2017
April	179	663
May	2,026	2,303
June	3,655	4,552
July	6,576	7,429
August	8,743	9,482
September	11,268	11,995
October	13,995	14,187
November	16,323	16,542
December	18,436	18,777
January	19,956	20,429
February	23,123	23,034
March	26,099	27,212
April	27,488	28,542
May	27,497	28,483
June	27,500	28,489

QUALITY

	Quantity	Base Number	Contract	AT	Region	England
% of FP17s for the same patient ID Re-attending within 3 months - Children	635	4,657	13.6%	13.2%	13.3%	12.3%
% of FP17s for the same patient ID Re-attending within 3 months - Adults	1,754	10,487	16.7%	17.3%	17.3%	16.7%
% of FP17s for the same patient ID Re-attending between 3 & 9 months - Children	3,032	4,657	65.1%	56.9%	58.9%	57.6%
% of FP17s for the same patient ID Re-attending between 3 & 9 months - Adults	5,612	10,487	53.5%	50.6%	52.2%	50.1%
% of FP17s for Band 1 Urgent Courses	797	14,985	5.3%	10.9%	9.2%	9.1%
% of FP17s Relating to Free Repair or Replacements	83	14,985	0.6%	0.9%	1.0%	0.8%
% of FP17s Relating to Continuations	353	14,985	2.4%	1.2%	1.4%	1.2%
% of Patients satisfied with the dentistry they have received	15	18	83.3%	92.2%	93.1%	92.8%
% of Patients satisfied with the time they had to wait for an appointment	17	18	94.4%	88.3%	89.5%	88.7%

* This is based on patients treated on this contract for their most recent course of treatment. Figures in italics indicate the base number of FP17s or Patient Questionnaire responses are less than 100. N/A is shown where the base number of responses is less than 10 during the period. % is calculated as Quantity/Base number*100

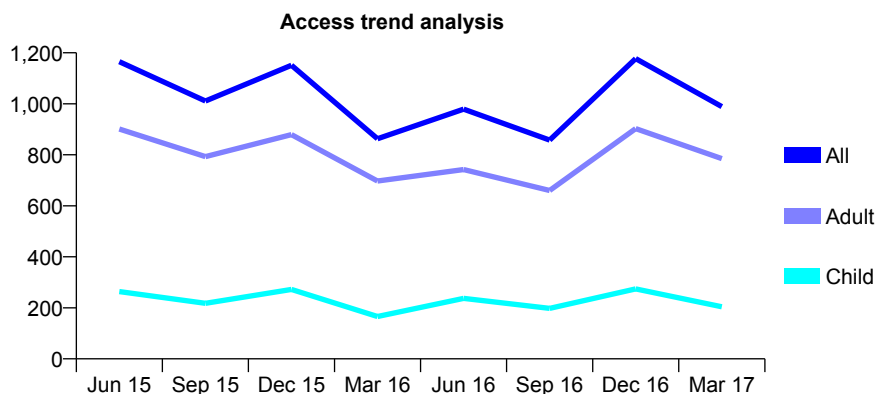
Q47 - Vital Signs At a Glance Contract Report for 653543/0002 - Year end March 2017

Name or company name	MR K POWELL
Contract type name	GDS Contract
Purpose of contract	General
Contract start date	01/06/2013
Contract end date	

16/17 Contracted general activity (UDA)	4,240
Carry forward general activity (UDA)	0
16/17 Contracted orthodontic activity (UOA)	0
Carry forward orthodontic activity (UOA)	0
Baseline contract value	£116,356.08

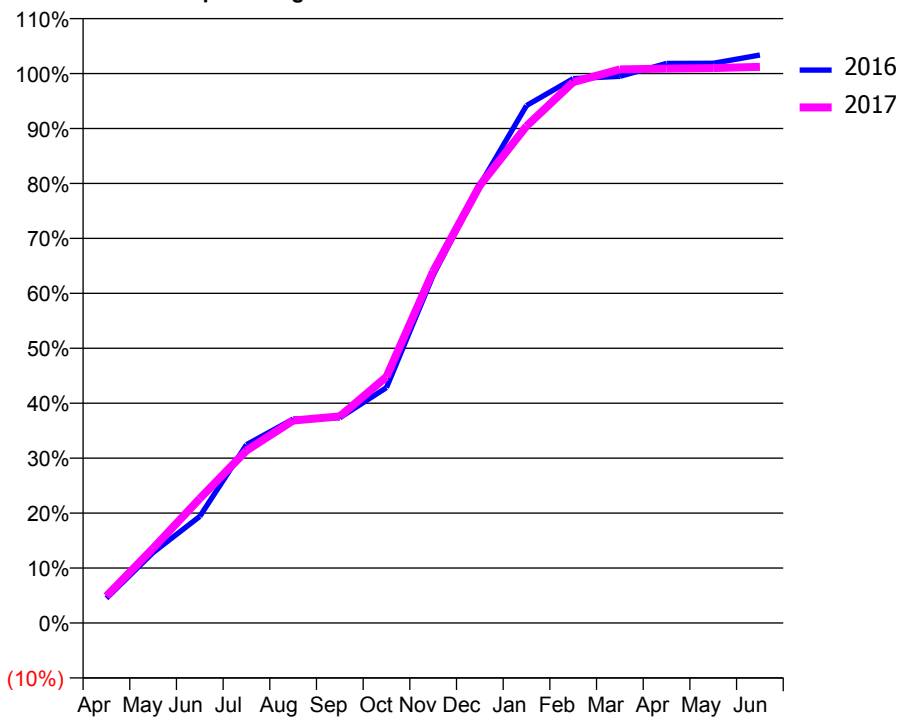
ACCESS*

Patients seen in 24 months	Total	Change since previous quarter
Quarter ending March 2016	863	
Quarter ending June 2016	979	↑
Quarter ending September 2016	858	↓
Quarter ending December 2016	1,177	↑
Quarter ending March 2017	989	↓
Variance since March 2016	14.6%	↑



ACTIVITY

Cumulative percentage of contracted UDA delivered 2016 & 2017



Month	Adjusted Scheduled Activity (UDA)	
	2016	2017
April	191	207
May	544	576
June	822	960
July	1,376	1,331
August	1,574	1,562
September	1,584	1,594
October	1,816	1,900
November	2,683	2,714
December	3,379	3,376
January	3,993	3,834
February	4,200	4,174
March	4,218	4,272
April	4,318	4,278
May	4,319	4,282
June	4,382	4,291

QUALITY

	Quantity	Base Number	Contract	AT	Region	England
% of FP17s for the same patient ID Re-attending within 3 months - Children	14	436	3.2%	13.2%	13.3%	12.3%
% of FP17s for the same patient ID Re-attending within 3 months - Adults	101	1,223	8.3%	17.3%	17.3%	16.7%
% of FP17s for the same patient ID Re-attending between 3 & 9 months - Children	68	436	15.6%	56.9%	58.9%	57.6%
% of FP17s for the same patient ID Re-attending between 3 & 9 months - Adults	199	1,223	16.3%	50.6%	52.2%	50.1%
% of FP17s for Band 1 Urgent Courses	75	1,587	4.7%	10.9%	9.2%	9.1%
% of FP17s Relating to Free Repair or Replacements	17	1,587	1.1%	0.9%	1.0%	0.8%
% of FP17s Relating to Continuations	48	1,587	3.0%	1.2%	1.4%	1.2%
% of Patients satisfied with the dentistry they have received	3	3	N/A	92.2%	93.1%	92.8%
% of Patients satisfied with the time they had to wait for an appointment	3	3	N/A	88.3%	89.5%	88.7%

* This is based on patients treated on this contract for their most recent course of treatment. Figures in italics indicate the base number of FP17s or Patient Questionnaire responses are less than 100. N/A is shown where the base number of responses is less than 10 during the period. % is calculated as Quantity/Base number*100

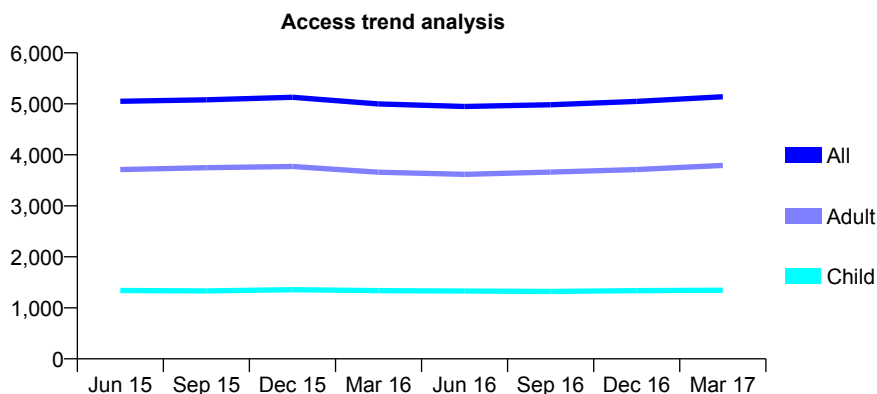
Q47 - Vital Signs At a Glance Contract Report for 675695/0001 - Year end March 2017

Name or company name	MR F PATEL
Contract type name	GDS Contract
Purpose of contract	General
Contract start date	01/04/2006
Contract end date	

16/17 Contracted general activity (UDA)	16,658
Carry forward general activity (UDA)	-150
16/17 Contracted orthodontic activity (UOA)	0
Carry forward orthodontic activity (UOA)	0
Baseline contract value	£383,894.28

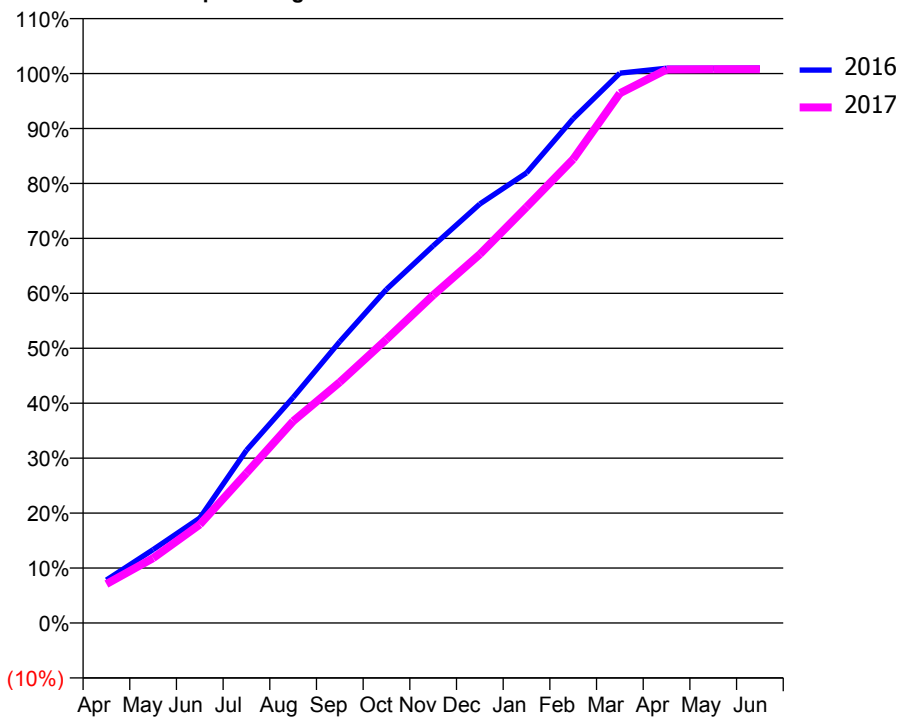
ACCESS*

Patients seen in 24 months	Total	Change since previous quarter
Quarter ending March 2016	4,998	
Quarter ending June 2016	4,948	↓
Quarter ending September 2016	4,982	→
Quarter ending December 2016	5,048	→
Quarter ending March 2017	5,138	→
Variance since March 2016	2.8%	↑



ACTIVITY

Cumulative percentage of contracted UDA delivered 2016 & 2017



Month	Adjusted Scheduled Activity (UDA)	
	2016	2017
April	1,195	1,184
May	2,041	1,965
June	2,919	2,987
July	4,801	4,547
August	6,268	6,118
September	7,822	7,302
October	9,276	8,598
November	10,483	9,937
December	11,648	11,178
January	12,509	12,609
February	14,017	14,060
March	15,281	16,056
April	15,418	16,777
May	15,418	16,785
June	15,422	16,785

QUALITY

	Quantity	Base Number	Contract	AT	Region	England
% of FP17s for the same patient ID Re-attending within 3 months - Children	204	2,067	9.9%	13.2%	13.3%	12.3%
% of FP17s for the same patient ID Re-attending within 3 months - Adults	875	5,610	15.6%	17.3%	17.3%	16.7%
% of FP17s for the same patient ID Re-attending between 3 & 9 months - Children	1,202	2,067	58.2%	56.9%	58.9%	57.6%
% of FP17s for the same patient ID Re-attending between 3 & 9 months - Adults	2,931	5,610	52.2%	50.6%	52.2%	50.1%
% of FP17s for Band 1 Urgent Courses	717	7,862	9.1%	10.9%	9.2%	9.1%
% of FP17s Relating to Free Repair or Replacements	72	7,862	0.9%	0.9%	1.0%	0.8%
% of FP17s Relating to Continuations	24	7,862	0.3%	1.2%	1.4%	1.2%
% of Patients satisfied with the dentistry they have received	11	12	91.7%	92.2%	93.1%	92.8%
% of Patients satisfied with the time they had to wait for an appointment	11	12	91.7%	88.3%	89.5%	88.7%

* This is based on patients treated on this contract for their most recent course of treatment. Figures in italics indicate the base number of FP17s or Patient Questionnaire responses are less than 100. N/A is shown where the base number of responses is less than 10 during the period. % is calculated as Quantity/Base number*100

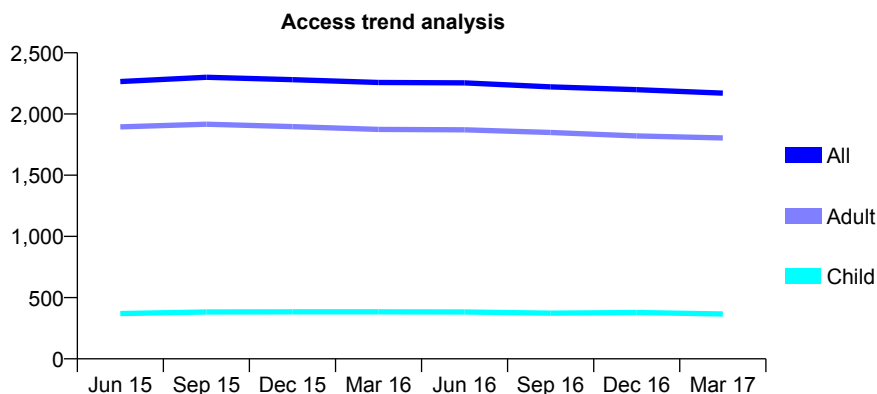
Q47 - Vital Signs At a Glance Contract Report for 675733/0001 - Year end March 2017

Name or company name	MR M DUNKOW
Contract type name	GDS Contract
Purpose of contract	General
Contract start date	01/04/2006
Contract end date	

16/17 Contracted general activity (UDA)	7,200
Carry forward general activity (UDA)	0
16/17 Contracted orthodontic activity (UOA)	0
Carry forward orthodontic activity (UOA)	0
Baseline contract value	£252,985.27

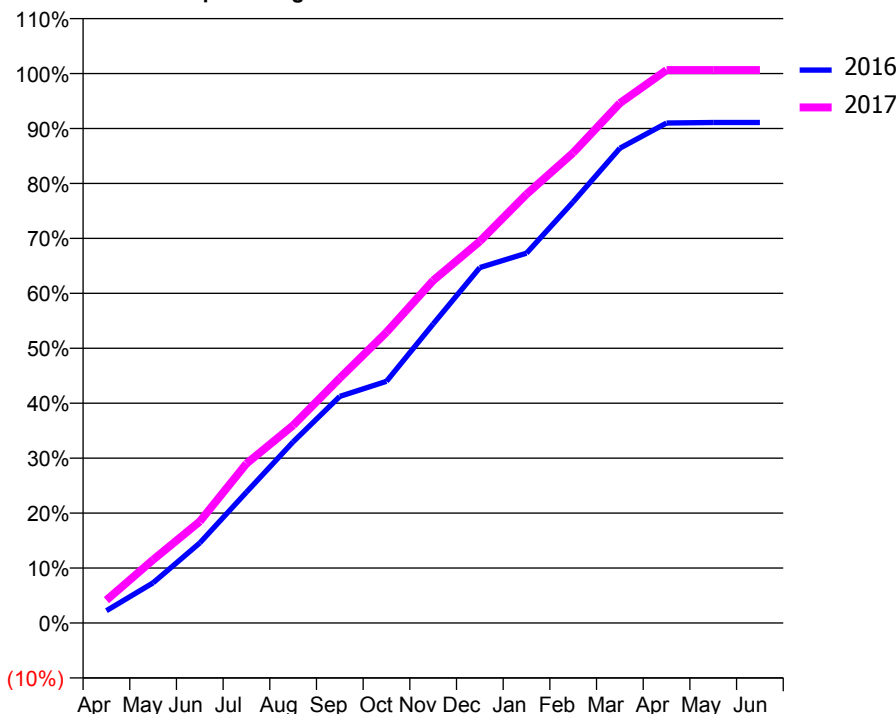
ACCESS*

Patients seen in 24 months	Total	Change since previous quarter
Quarter ending March 2016	2,258	
Quarter ending June 2016	2,254	→
Quarter ending September 2016	2,222	↓
Quarter ending December 2016	2,199	↓
Quarter ending March 2017	2,171	↓
Variance since March 2016	(3.9%)	↓



ACTIVITY

Cumulative percentage of contracted UDA delivered 2016 & 2017



Adjusted Scheduled Activity (UDA)

Month	2016	2017
April	161	299
May	526	828
June	1,049	1,331
July	1,715	2,089
August	2,374	2,591
September	2,970	3,208
October	3,167	3,809
November	3,918	4,487
December	4,657	5,001
January	4,846	5,618
February	5,518	6,161
March	6,221	6,811
April	6,552	7,245
May	6,558	7,245
June	6,558	7,245

QUALITY

	Quantity	Base Number	Contract	AT	Region	England
% of FP17s for the same patient ID Re-attending within 3 months - Children	25	592	4.2%	13.2%	13.3%	12.3%
% of FP17s for the same patient ID Re-attending within 3 months - Adults	324	2,642	12.3%	17.3%	17.3%	16.7%
% of FP17s for the same patient ID Re-attending between 3 & 9 months - Children	405	592	68.4%	56.9%	58.9%	57.6%
% of FP17s for the same patient ID Re-attending between 3 & 9 months - Adults	1,279	2,642	48.4%	50.6%	52.2%	50.1%
% of FP17s for Band 1 Urgent Courses	178	3,249	5.5%	10.9%	9.2%	9.1%
% of FP17s Relating to Free Repair or Replacements	36	3,249	1.1%	0.9%	1.0%	0.8%
% of FP17s Relating to Continuations	28	3,249	0.9%	1.2%	1.4%	1.2%
% of Patients satisfied with the dentistry they have received	8	8	N/A	92.2%	93.1%	92.8%
% of Patients satisfied with the time they had to wait for an appointment	8	8	N/A	88.3%	89.5%	88.7%

* This is based on patients treated on this contract for their most recent course of treatment. Figures in italics indicate the base number of FP17s or Patient Questionnaire responses are less than 100. N/A is shown where the base number of responses is less than 10 during the period. % is calculated as Quantity/Base number*100

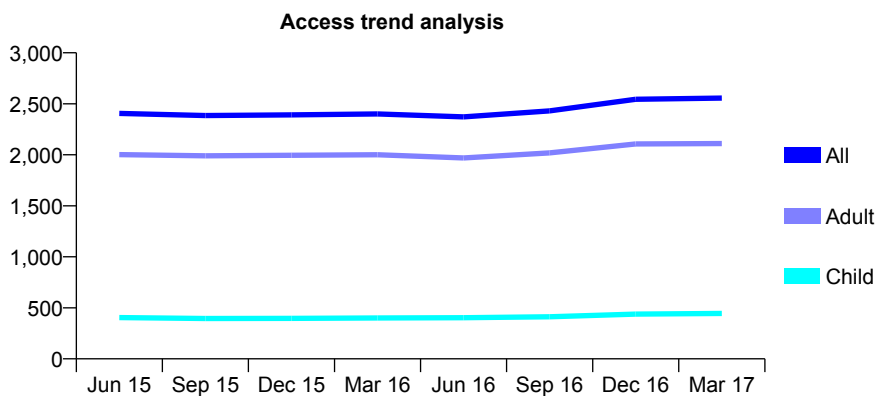
Q47 - Vital Signs At a Glance Contract Report for 675830/0001 - Year end March 2017

Name or company name	MR JL COOPER
Contract type name	GDS Contract
Purpose of contract	General
Contract start date	01/04/2006
Contract end date	

16/17 Contracted general activity (UDA)	7,034
Carry forward general activity (UDA)	137
16/17 Contracted orthodontic activity (UOA)	0
Carry forward orthodontic activity (UOA)	0
Baseline contract value	£252,985.27

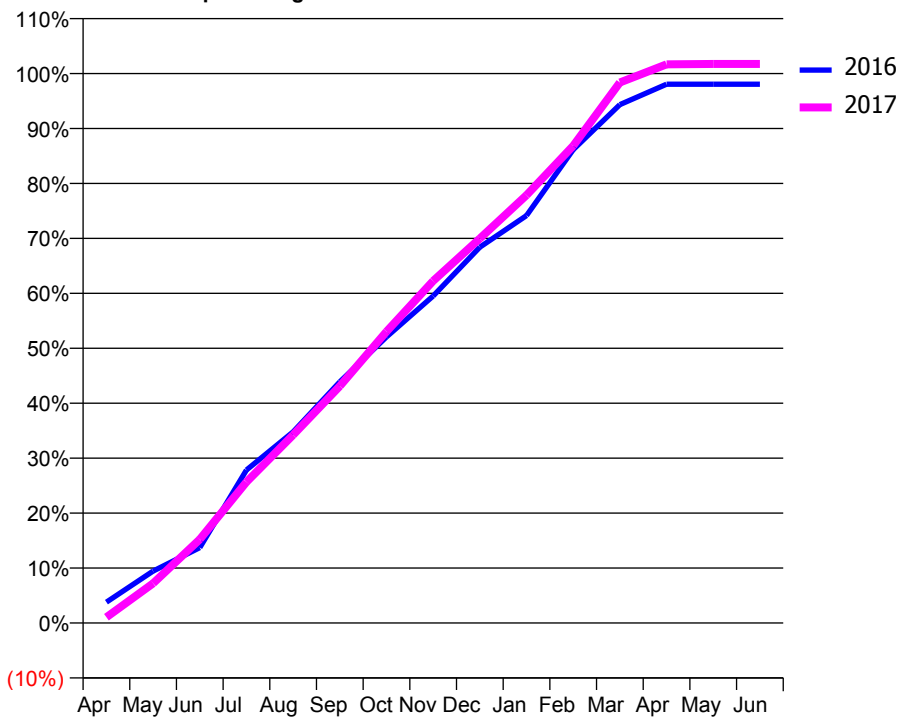
ACCESS*

Patients seen in 24 months	Total	Change since previous quarter
Quarter ending March 2016	2,400	
Quarter ending June 2016	2,372	↓
Quarter ending September 2016	2,431	↑
Quarter ending December 2016	2,545	↑
Quarter ending March 2017	2,556	→
Variance since March 2016	6.5%	↑



ACTIVITY

Cumulative percentage of contracted UDA delivered 2016 & 2017



Month	Adjusted Scheduled Activity (UDA)	
	2016	2017
April	268	73
May	665	508
June	965	1,072
July	1,958	1,806
August	2,447	2,408
September	3,086	3,033
October	3,663	3,730
November	4,187	4,379
December	4,811	4,922
January	5,216	5,477
February	6,059	6,108
March	6,635	6,918
April	6,897	7,152
May	6,897	7,156
June	6,897	7,157

QUALITY

	Quantity	Base Number	Contract	AT	Region	England
% of FP17s for the same patient ID Re-attending within 3 months - Children	18	668	2.7%	13.2%	13.3%	12.3%
% of FP17s for the same patient ID Re-attending within 3 months - Adults	359	3,142	11.4%	17.3%	17.3%	16.7%
% of FP17s for the same patient ID Re-attending between 3 & 9 months - Children	459	668	68.7%	56.9%	58.9%	57.6%
% of FP17s for the same patient ID Re-attending between 3 & 9 months - Adults	1,833	3,142	58.3%	50.6%	52.2%	50.1%
% of FP17s for Band 1 Urgent Courses	184	3,784	4.9%	10.9%	9.2%	9.1%
% of FP17s Relating to Free Repair or Replacements	18	3,784	0.5%	0.9%	1.0%	0.8%
% of FP17s Relating to Continuations	72	3,784	1.9%	1.2%	1.4%	1.2%
% of Patients satisfied with the dentistry they have received	7	7	N/A	92.2%	93.1%	92.8%
% of Patients satisfied with the time they had to wait for an appointment	7	7	N/A	88.3%	89.5%	88.7%

* This is based on patients treated on this contract for their most recent course of treatment. Figures in italics indicate the base number of FP17s or Patient Questionnaire responses are less than 100. N/A is shown where the base number of responses is less than 10 during the period. % is calculated as Quantity/Base number*100

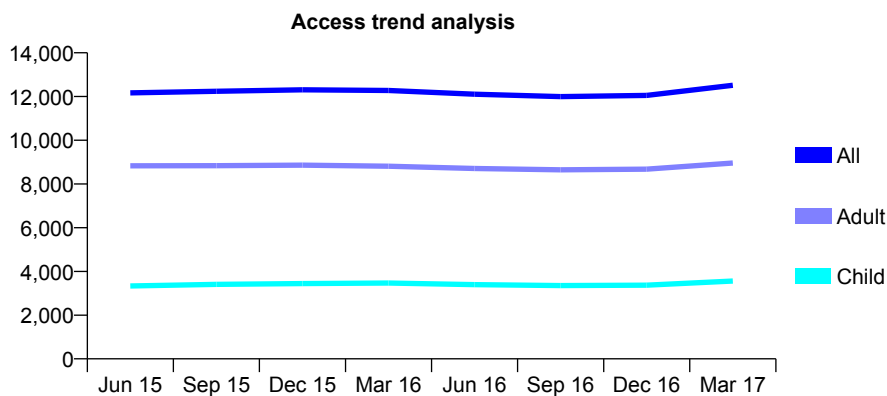
Q47 - Vital Signs At a Glance Contract Report for 676209/0001 - Year end March 2017

Name or company name	MR SL MORGAN
Contract type name	GDS Contract
Purpose of contract	General and Orthodontic
Contract start date	01/04/2006
Contract end date	

16/17 Contracted general activity (UDA)	38,336
Carry forward general activity (UDA)	708
16/17 Contracted orthodontic activity (UOA)	6,289
Carry forward orthodontic activity (UOA)	-391
Baseline contract value	£1,376,986.10

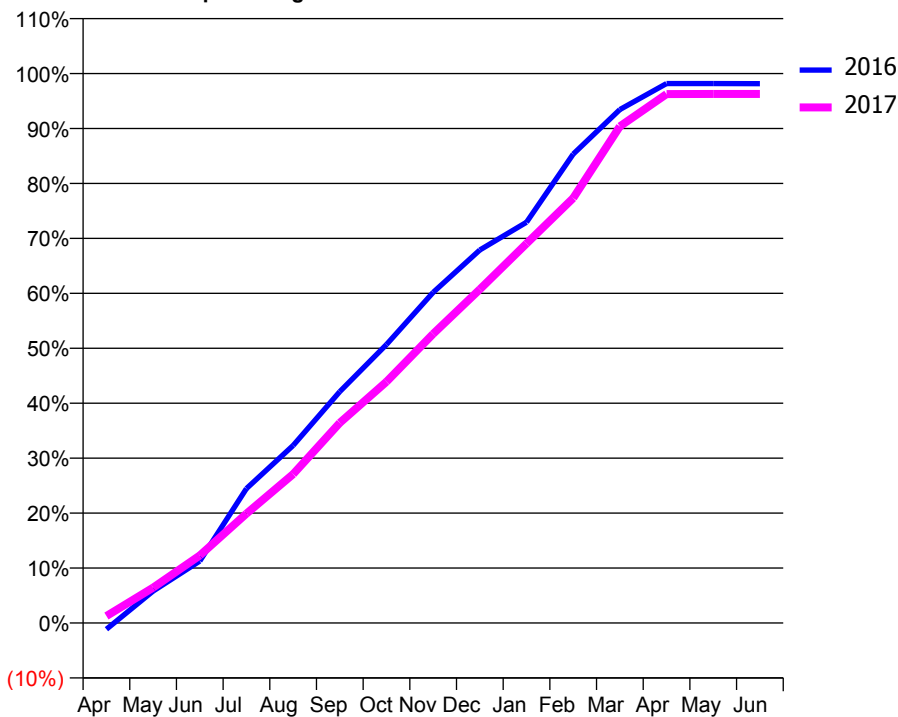
ACCESS*

Patients seen in 24 months	Total	Change since previous quarter
Quarter ending March 2016	12,278	
Quarter ending June 2016	12,103	↓
Quarter ending September 2016	11,998	→
Quarter ending December 2016	12,048	→
Quarter ending March 2017	12,514	↑
Variance since March 2016	1.9%	→



ACTIVITY

Cumulative percentage of contracted UDA delivered 2016 & 2017



Adjusted Scheduled Activity (UDA)

Month	2016	2017
April	-437	491
May	2,232	2,467
June	4,317	4,716
July	9,380	7,629
August	12,387	10,391
September	16,148	13,964
October	19,427	16,835
November	23,062	20,171
December	26,027	23,277
January	27,958	26,469
February	32,712	29,646
March	35,821	34,653
April	37,631	36,904
May	37,631	36,906
June	37,628	36,907

QUALITY

	Quantity	Base Number	Contract	AT	Region	England
% of FP17s for the same patient ID Re-attending within 3 months - Children	472	5,720	8.3%	13.2%	13.3%	12.3%
% of FP17s for the same patient ID Re-attending within 3 months - Adults	1,971	12,716	15.5%	17.3%	17.3%	16.7%
% of FP17s for the same patient ID Re-attending between 3 & 9 months - Children	3,281	5,720	57.4%	56.9%	58.9%	57.6%
% of FP17s for the same patient ID Re-attending between 3 & 9 months - Adults	6,941	12,716	54.6%	50.6%	52.2%	50.1%
% of FP17s for Band 1 Urgent Courses	1,418	17,651	8.0%	10.9%	9.2%	9.1%
% of FP17s Relating to Free Repair or Replacements	266	17,651	1.5%	0.9%	1.0%	0.8%
% of FP17s Relating to Continuations	304	17,651	1.7%	1.2%	1.4%	1.2%
% of Patients satisfied with the dentistry they have received	21	22	95.5%	92.2%	93.1%	92.8%
% of Patients satisfied with the time they had to wait for an appointment	16	22	72.7%	88.3%	89.5%	88.7%

* This is based on patients treated on this contract for their most recent course of treatment. Figures in italics indicate the base number of FP17s or Patient Questionnaire responses are less than 100. N/A is shown where the base number of responses is less than 10 during the period. % is calculated as Quantity/Base number*100

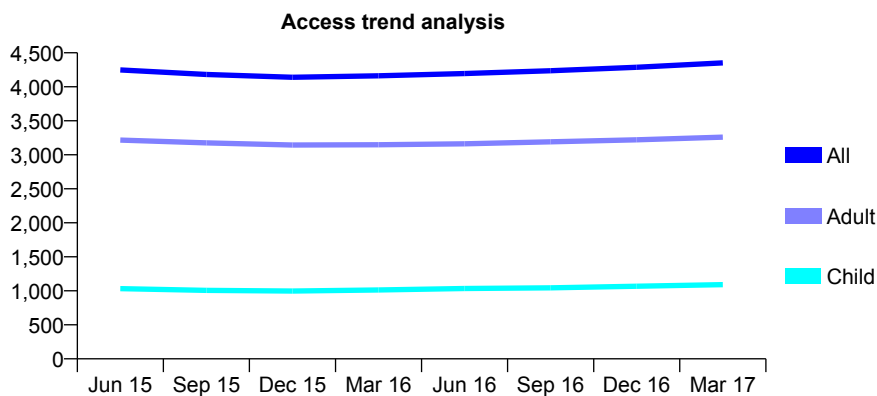
Q47 - Vital Signs At a Glance Contract Report for 676306/0001 - Year end March 2017

Name or company name	MR BS AARON
Contract type name	GDS Contract
Purpose of contract	General
Contract start date	01/04/2006
Contract end date	

16/17 Contracted general activity (UDA)	12,200
Carry forward general activity (UDA)	-170
16/17 Contracted orthodontic activity (UOA)	0
Carry forward orthodontic activity (UOA)	0
Baseline contract value	£379,095.28

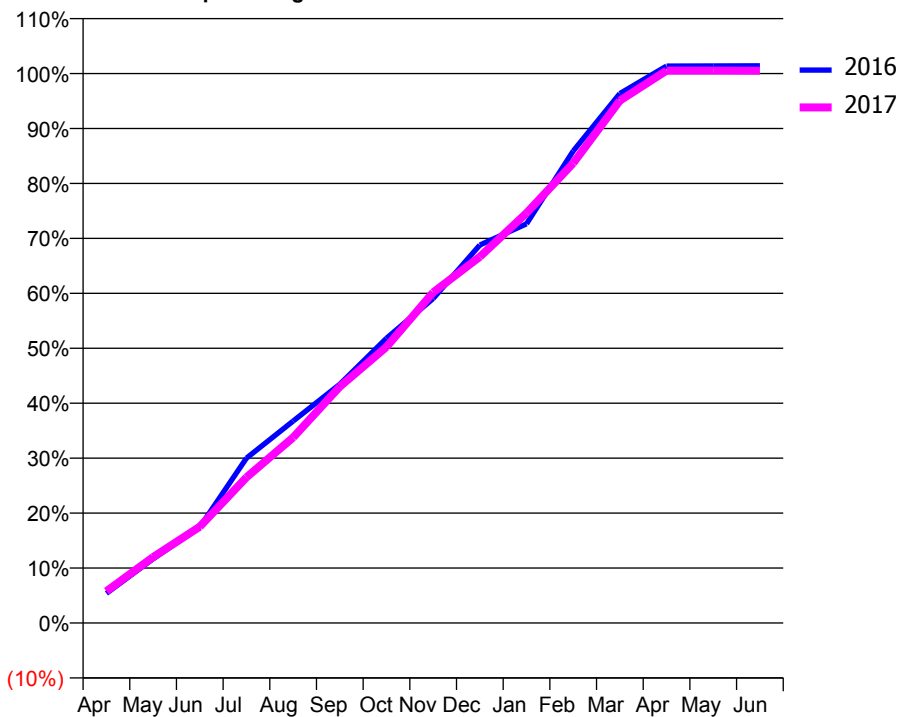
ACCESS*

Patients seen in 24 months	Total	Change since previous quarter
Quarter ending March 2016	4,161	
Quarter ending June 2016	4,196	→
Quarter ending September 2016	4,236	→
Quarter ending December 2016	4,287	→
Quarter ending March 2017	4,351	→
Variance since March 2016	4.6%	↑



ACTIVITY

Cumulative percentage of contracted UDA delivered 2016 & 2017



Month	Adjusted Scheduled Activity (UDA)	
	2016	2017
April	660	705
May	1,426	1,464
June	2,131	2,138
July	3,661	3,234
August	4,483	4,121
September	5,301	5,249
October	6,321	6,130
November	7,204	7,340
December	8,391	8,130
January	8,861	9,102
February	10,478	10,209
March	11,755	11,598
April	12,364	12,264
May	12,367	12,264
June	12,370	12,263

QUALITY

	Quantity	Base Number	Contract	AT	Region	England
% of FP17s for the same patient ID Re-attending within 3 months - Children	137	1,847	7.4%	13.2%	13.3%	12.3%
% of FP17s for the same patient ID Re-attending within 3 months - Adults	437	5,085	8.6%	17.3%	17.3%	16.7%
% of FP17s for the same patient ID Re-attending between 3 & 9 months - Children	1,219	1,847	66.0%	56.9%	58.9%	57.6%
% of FP17s for the same patient ID Re-attending between 3 & 9 months - Adults	3,665	5,085	72.1%	50.6%	52.2%	50.1%
% of FP17s for Band 1 Urgent Courses	353	6,207	5.7%	10.9%	9.2%	9.1%
% of FP17s Relating to Free Repair or Replacements	51	6,207	0.8%	0.9%	1.0%	0.8%
% of FP17s Relating to Continuations	27	6,207	0.4%	1.2%	1.4%	1.2%
% of Patients satisfied with the dentistry they have received	18	18	100.0%	92.2%	93.1%	92.8%
% of Patients satisfied with the time they had to wait for an appointment	17	18	94.4%	88.3%	89.5%	88.7%

* This is based on patients treated on this contract for their most recent course of treatment. Figures in italics indicate the base number of FP17s or Patient Questionnaire responses are less than 100. N/A is shown where the base number of responses is less than 10 during the period. % is calculated as Quantity/Base number*100

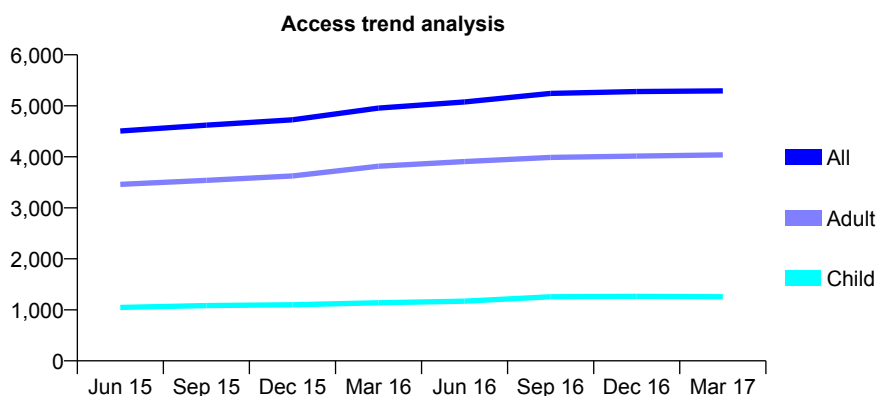
Q47 - Vital Signs At a Glance Contract Report for 676659/0001 - Year end March 2017

Name or company name	Dr Abraham Hussain Malik
Contract type name	GDS Contract
Purpose of contract	General
Contract start date	01/04/2006
Contract end date	

16/17 Contracted general activity (UDA)	14,620
Carry forward general activity (UDA)	-292
16/17 Contracted orthodontic activity (UOA)	0
Carry forward orthodontic activity (UOA)	0
Baseline contract value	£416,229.10

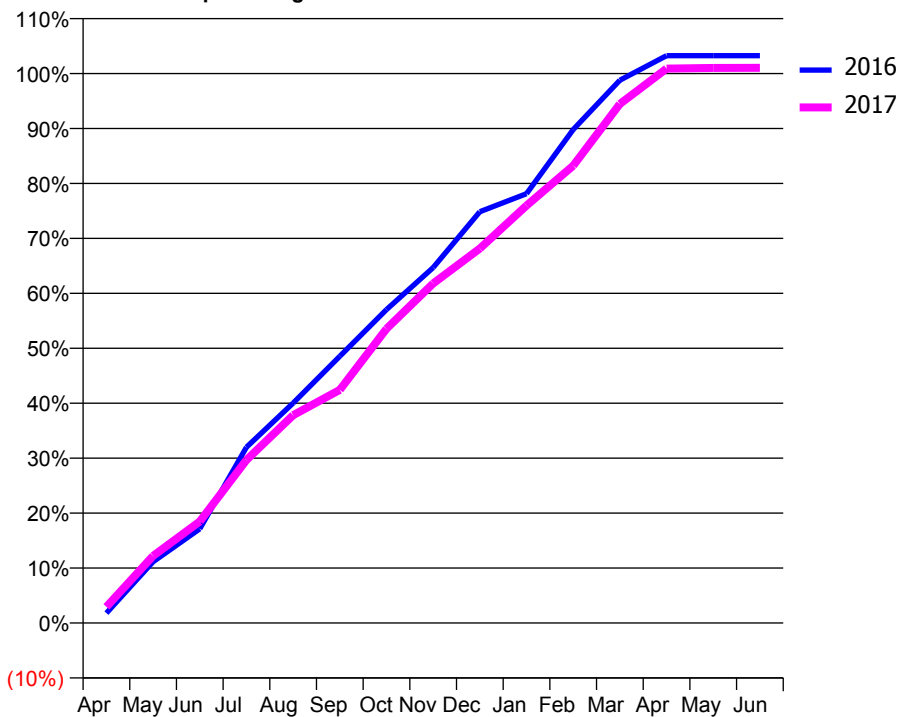
ACCESS*

Patients seen in 24 months	Total	Change since previous quarter
Quarter ending March 2016	4,955	
Quarter ending June 2016	5,076	↑
Quarter ending September 2016	5,244	↑
Quarter ending December 2016	5,279	→
Quarter ending March 2017	5,294	→
Variance since March 2016	6.8%	↑



ACTIVITY

Cumulative percentage of contracted UDA delivered 2016 & 2017



Month	Adjusted Scheduled Activity (UDA)	
	2016	2017
April	266	431
May	1,630	1,786
June	2,507	2,702
July	4,677	4,337
August	5,852	5,528
September	7,097	6,205
October	8,340	7,829
November	9,456	9,036
December	10,943	9,966
January	11,422	11,105
February	13,129	12,166
March	14,443	13,811
April	15,095	14,749
May	15,094	14,769
June	15,094	14,772

QUALITY

	Quantity	Base Number	Contract	AT	Region	England
% of FP17s for the same patient ID Re-attending within 3 months - Children	98	1,640	6.0%	13.2%	13.3%	12.3%
% of FP17s for the same patient ID Re-attending within 3 months - Adults	599	5,069	11.8%	17.3%	17.3%	16.7%
% of FP17s for the same patient ID Re-attending between 3 & 9 months - Children	651	1,640	39.7%	56.9%	58.9%	57.6%
% of FP17s for the same patient ID Re-attending between 3 & 9 months - Adults	2,286	5,069	45.1%	50.6%	52.2%	50.1%
% of FP17s for Band 1 Urgent Courses	538	6,709	8.0%	10.9%	9.2%	9.1%
% of FP17s Relating to Free Repair or Replacements	46	6,709	0.7%	0.9%	1.0%	0.8%
% of FP17s Relating to Continuations	118	6,709	1.8%	1.2%	1.4%	1.2%
% of Patients satisfied with the dentistry they have received	8	8	N/A	92.2%	93.1%	92.8%
% of Patients satisfied with the time they had to wait for an appointment	7	8	N/A	88.3%	89.5%	88.7%

* This is based on patients treated on this contract for their most recent course of treatment. Figures in italics indicate the base number of FP17s or Patient Questionnaire responses are less than 100. N/A is shown where the base number of responses is less than 10 during the period. % is calculated as Quantity/Base number*100

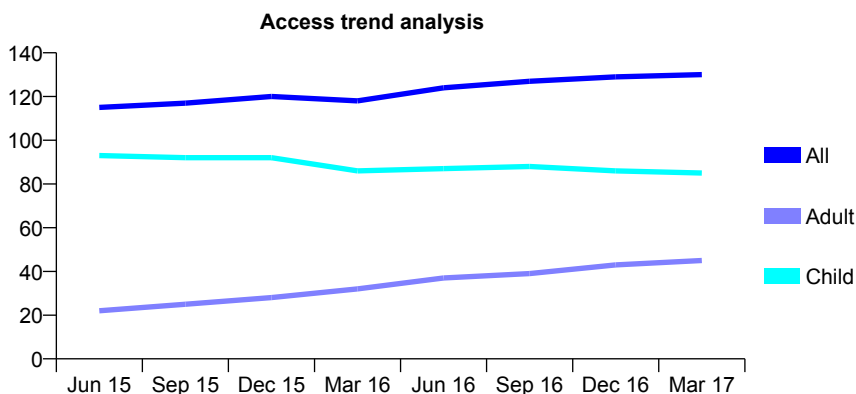
Q47 - Vital Signs At a Glance Contract Report for 677612/0001 - Year end March 2017

Name or company name	MR S ALLAN
Contract type name	GDS Contract
Purpose of contract	General
Contract start date	01/04/2006
Contract end date	

16/17 Contracted general activity (UDA)	400
Carry forward general activity (UDA)	0
16/17 Contracted orthodontic activity (UOA)	0
Carry forward orthodontic activity (UOA)	0
Baseline contract value	£9,004.98

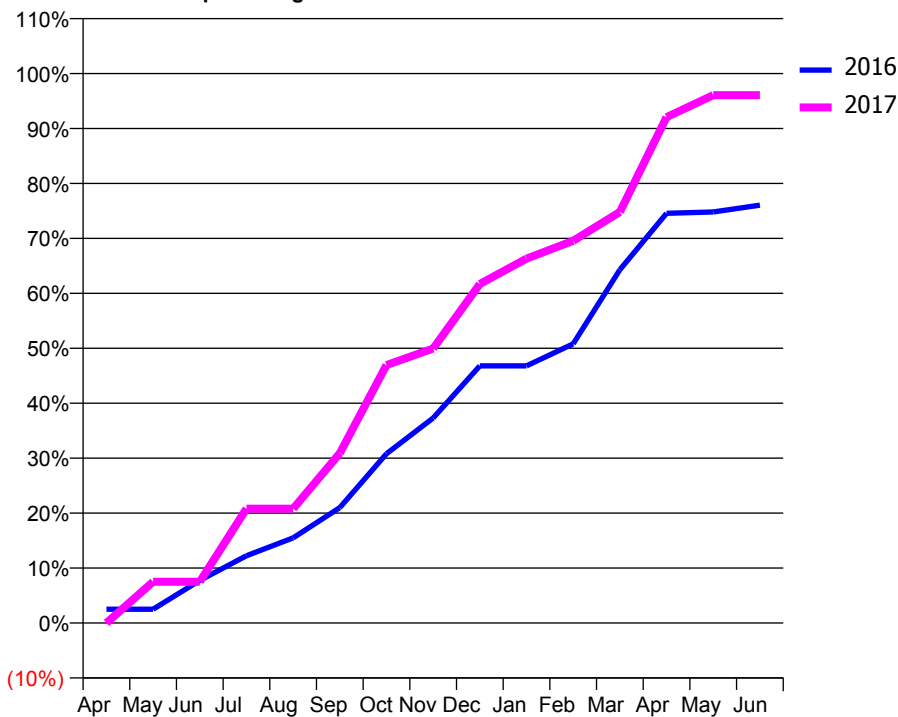
ACCESS*

Patients seen in 24 months	Total	Change since previous quarter
Quarter ending March 2016	118	
Quarter ending June 2016	124	↑
Quarter ending September 2016	127	↑
Quarter ending December 2016	129	→
Quarter ending March 2017	130	→
Variance since March 2016	10.2%	↑



ACTIVITY

Cumulative percentage of contracted UDA delivered 2016 & 2017



Month	Adjusted Scheduled Activity (UDA)	
	2016	2017
April	10	0
May	10	30
June	31	30
July	49	83
August	62	83
September	84	124
October	123	188
November	149	200
December	187	247
January	187	265
February	203	278
March	257	299
April	298	368
May	299	384
June	304	384

QUALITY

	Quantity	Base Number	Contract	AT	Region	England
% of FP17s for the same patient ID Re-attending within 3 months - Children	11	123	8.9%	13.2%	13.3%	12.3%
% of FP17s for the same patient ID Re-attending within 3 months - Adults	6	38	15.8%	17.3%	17.3%	16.7%
% of FP17s for the same patient ID Re-attending between 3 & 9 months - Children	57	123	46.3%	56.9%	58.9%	57.6%
% of FP17s for the same patient ID Re-attending between 3 & 9 months - Adults	10	38	26.3%	50.6%	52.2%	50.1%
% of FP17s for Band 1 Urgent Courses	6	158	3.8%	10.9%	9.2%	9.1%
% of FP17s Relating to Free Repair or Replacements	1	158	0.6%	0.9%	1.0%	0.8%
% of FP17s Relating to Continuations	0	158	0.0%	1.2%	1.4%	1.2%
% of Patients satisfied with the dentistry they have received	2	2	N/A	92.2%	93.1%	92.8%
% of Patients satisfied with the time they had to wait for an appointment	2	2	N/A	88.3%	89.5%	88.7%

* This is based on patients treated on this contract for their most recent course of treatment. Figures in italics indicate the base number of FP17s or Patient Questionnaire responses are less than 100. N/A is shown where the base number of responses is less than 10 during the period. % is calculated as Quantity/Base number*100

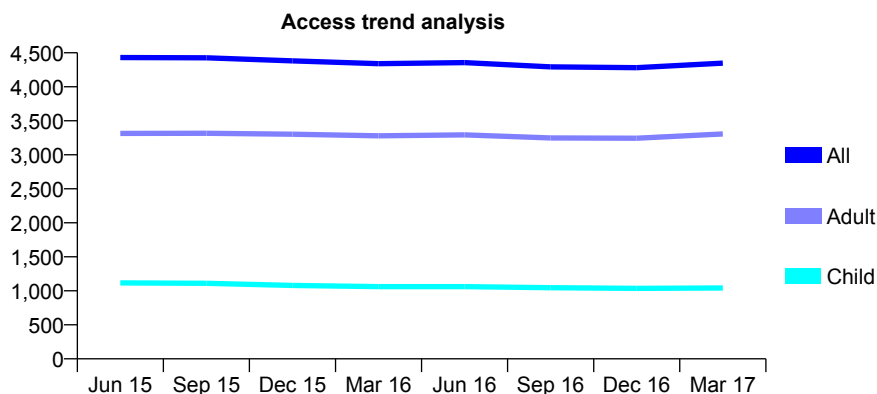
Q47 - Vital Signs At a Glance Contract Report for 679313/0001 - Year end March 2017

Name or company name	MR CS WONG
Contract type name	GDS Contract
Purpose of contract	General
Contract start date	01/06/2008
Contract end date	

16/17 Contracted general activity (UDA)	16,856
Carry forward general activity (UDA)	648
16/17 Contracted orthodontic activity (UOA)	0
Carry forward orthodontic activity (UOA)	0
Baseline contract value	£505,771.79

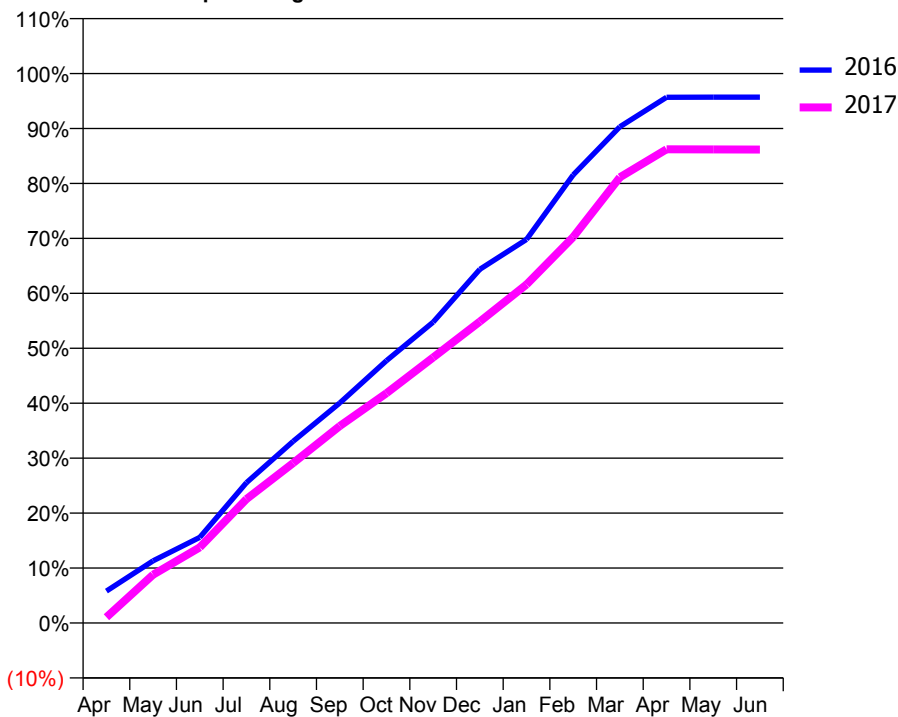
ACCESS*

Patients seen in 24 months	Total	Change since previous quarter
Quarter ending March 2016	4,341	
Quarter ending June 2016	4,356	→
Quarter ending September 2016	4,294	↓
Quarter ending December 2016	4,282	→
Quarter ending March 2017	4,349	→
Variance since March 2016	0.2%	→



ACTIVITY

Cumulative percentage of contracted UDA delivered 2016 & 2017



Adjusted Scheduled Activity (UDA)

Month	2016	2017
April	873	180
May	1,700	1,483
June	2,342	2,322
July	3,840	3,801
August	4,968	4,907
September	6,018	6,043
October	7,175	7,048
November	8,231	8,146
December	9,673	9,245
January	10,491	10,382
February	12,255	11,840
March	13,575	13,673
April	14,380	14,531
May	14,385	14,528
June	14,382	14,524

QUALITY

	Quantity	Base Number	Contract	AT	Region	England
% of FP17s for the same patient ID Re-attending within 3 months - Children	124	1,576	7.9%	13.2%	13.3%	12.3%
% of FP17s for the same patient ID Re-attending within 3 months - Adults	813	5,201	15.6%	17.3%	17.3%	16.7%
% of FP17s for the same patient ID Re-attending between 3 & 9 months - Children	921	1,576	58.4%	56.9%	58.9%	57.6%
% of FP17s for the same patient ID Re-attending between 3 & 9 months - Adults	3,207	5,201	61.7%	50.6%	52.2%	50.1%
% of FP17s for Band 1 Urgent Courses	506	6,669	7.6%	10.9%	9.2%	9.1%
% of FP17s Relating to Free Repair or Replacements	55	6,669	0.8%	0.9%	1.0%	0.8%
% of FP17s Relating to Continuations	162	6,669	2.4%	1.2%	1.4%	1.2%
% of Patients satisfied with the dentistry they have received	9	11	81.8%	92.2%	93.1%	92.8%
% of Patients satisfied with the time they had to wait for an appointment	8	11	72.7%	88.3%	89.5%	88.7%

* This is based on patients treated on this contract for their most recent course of treatment. Figures in italics indicate the base number of FP17s or Patient Questionnaire responses are less than 100. N/A is shown where the base number of responses is less than 10 during the period. % is calculated as Quantity/Base number*100

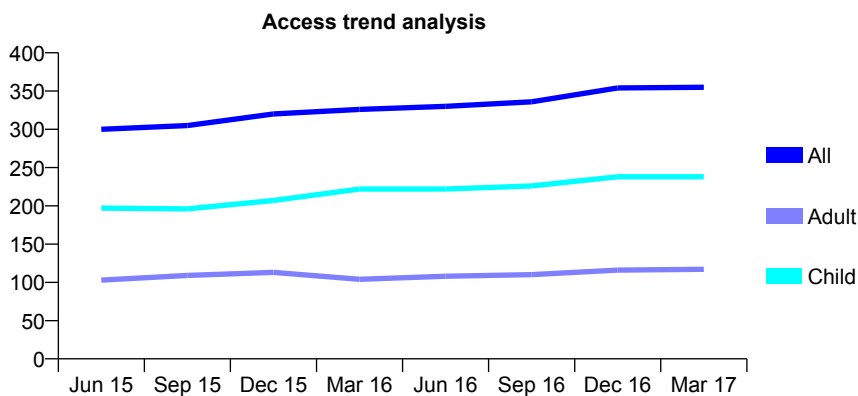
Q47 - Vital Signs At a Glance Contract Report for 680214/0001 - Year end March 2017

Name or company name	MR JA SILCOX
Contract type name	GDS Contract
Purpose of contract	General
Contract start date	01/04/2008
Contract end date	

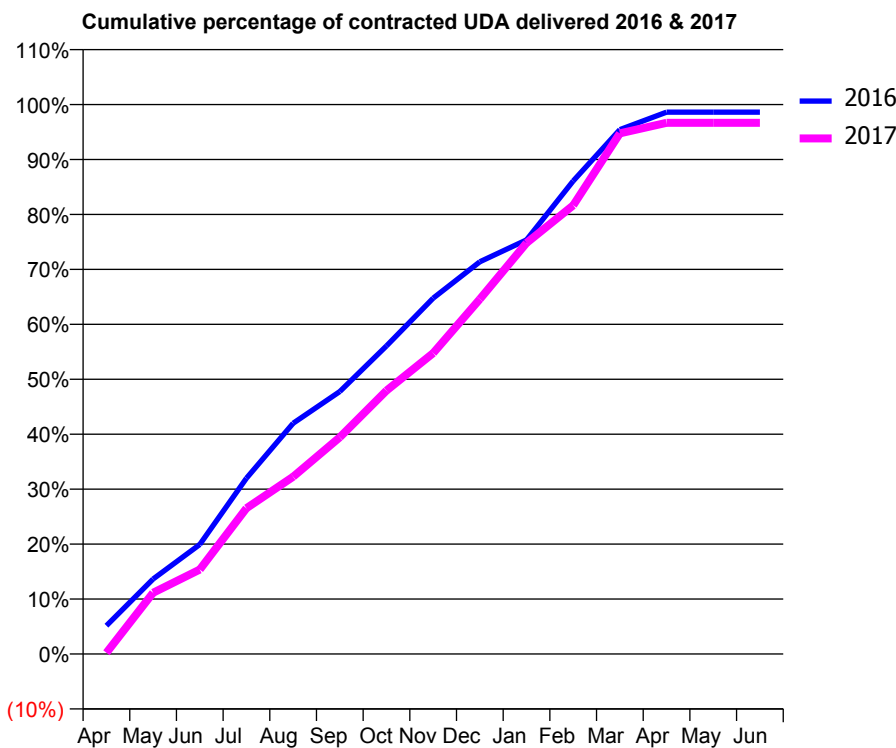
16/17 Contracted general activity (UDA)	910
Carry forward general activity (UDA)	13
16/17 Contracted orthodontic activity (UOA)	0
Carry forward orthodontic activity (UOA)	0
Baseline contract value	£25,001.13

ACCESS*

Patients seen in 24 months	Total	Change since previous quarter
Quarter ending March 2016	326	
Quarter ending June 2016	330	→
Quarter ending September 2016	336	→
Quarter ending December 2016	354	↑
Quarter ending March 2017	355	→
Variance since March 2016	8.9%	↑



ACTIVITY



Month	Adjusted Scheduled Activity (UDA)	
	2016	2017
April	47	2
May	124	101
June	181	140
July	291	241
August	382	294
September	435	359
October	510	436
November	589	498
December	650	588
January	686	681
February	783	743
March	868	862
April	897	880
May	897	880
June	897	880

QUALITY

	Quantity	Base Number	Contract	AT	Region	England
% of FP17s for the same patient ID Re-attending within 3 months - Children	26	426	6.1%	13.2%	13.3%	12.3%
% of FP17s for the same patient ID Re-attending within 3 months - Adults	8	157	5.1%	17.3%	17.3%	16.7%
% of FP17s for the same patient ID Re-attending between 3 & 9 months - Children	299	426	70.2%	56.9%	58.9%	57.6%
% of FP17s for the same patient ID Re-attending between 3 & 9 months - Adults	82	157	52.2%	50.6%	52.2%	50.1%
% of FP17s for Band 1 Urgent Courses	33	571	5.8%	10.9%	9.2%	9.1%
% of FP17s Relating to Free Repair or Replacements	0	571	0.0%	0.9%	1.0%	0.8%
% of FP17s Relating to Continuations	0	571	0.0%	1.2%	1.4%	1.2%
% of Patients satisfied with the dentistry they have received	0	0	N/A	92.2%	93.1%	92.8%
% of Patients satisfied with the time they had to wait for an appointment	0	0	N/A	88.3%	89.5%	88.7%

* This is based on patients treated on this contract for their most recent course of treatment. Figures in italics indicate the base number of FP17s or Patient Questionnaire responses are less than 100. N/A is shown where the base number of responses is less than 10 during the period. % is calculated as Quantity/Base number*100

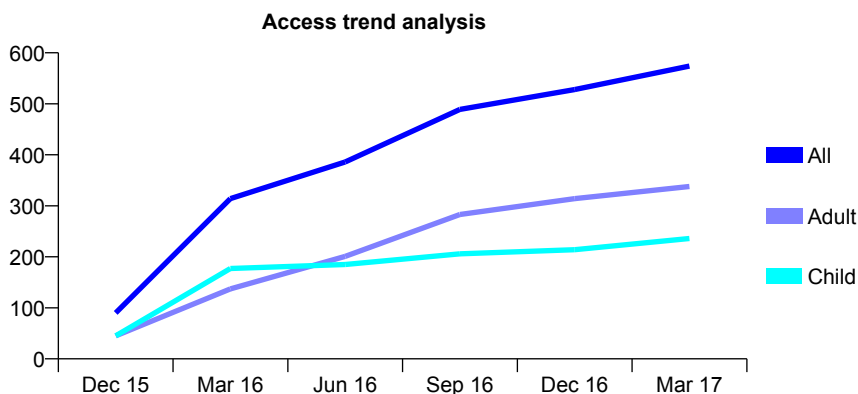
Q47 - Vital Signs At a Glance Contract Report for 696293/0001 - Year end March 2017

Name or company name	MR V PATEL
Contract type name	GDS Contract
Purpose of contract	General
Contract start date	01/11/2015
Contract end date	

16/17 Contracted general activity (UDA)	2,790
Carry forward general activity (UDA)	-3
16/17 Contracted orthodontic activity (UOA)	0
Carry forward orthodontic activity (UOA)	0
Baseline contract value	£60,699.06

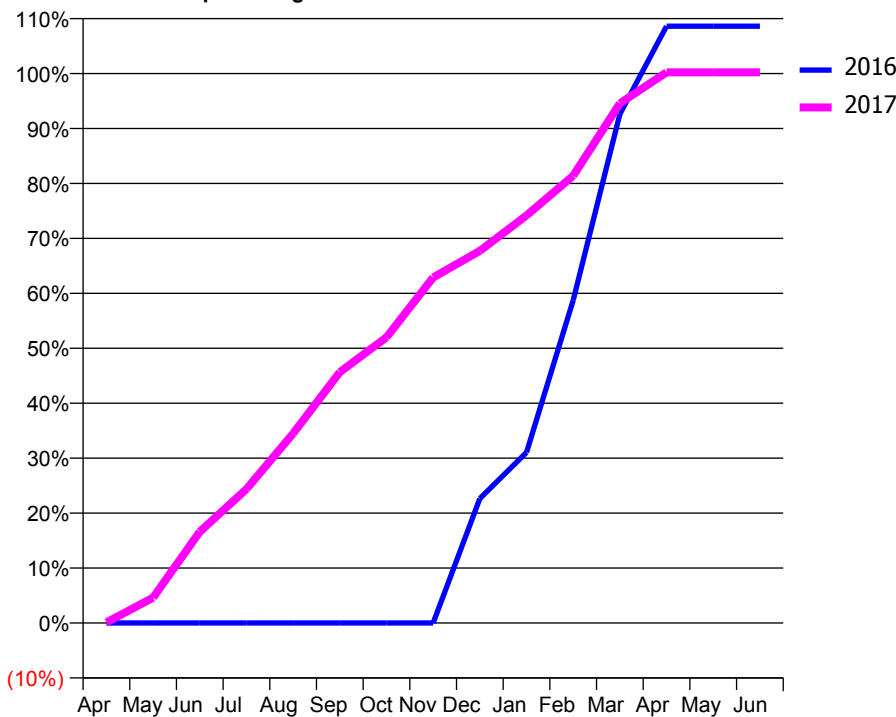
ACCESS*

Patients seen in 24 months	Total	Change since previous quarter
Quarter ending March 2016	314	
Quarter ending June 2016	386	↑
Quarter ending September 2016	489	↑
Quarter ending December 2016	528	↑
Quarter ending March 2017	574	↑
Variance since March 2016	82.8%	↑



ACTIVITY

Cumulative percentage of contracted UDA delivered 2016 & 2017



Adjusted Scheduled Activity (UDA)

Month	2016	2017
April	0	3
May	0	129
June	0	464
July	0	680
August	0	962
September	0	1,274
October	0	1,451
November	0	1,755
December	263	1,889
January	361	2,069
February	683	2,271
March	1,077	2,638
April	1,263	2,796
May	1,263	2,796
June	1,263	2,796

QUALITY

	Quantity	Base Number	Contract	AT	Region	England
% of FP17s for the same patient ID Re-attending within 3 months - Children	45	411	10.9%	13.2%	13.3%	12.3%
% of FP17s for the same patient ID Re-attending within 3 months - Adults	66	417	15.8%	17.3%	17.3%	16.7%
% of FP17s for the same patient ID Re-attending between 3 & 9 months - Children	216	411	52.6%	56.9%	58.9%	57.6%
% of FP17s for the same patient ID Re-attending between 3 & 9 months - Adults	121	417	29.0%	50.6%	52.2%	50.1%
% of FP17s for Band 1 Urgent Courses	44	825	5.3%	10.9%	9.2%	9.1%
% of FP17s Relating to Free Repair or Replacements	0	825	0.0%	0.9%	1.0%	0.8%
% of FP17s Relating to Continuations	1	825	0.1%	1.2%	1.4%	1.2%
% of Patients satisfied with the dentistry they have received	0	0	N/A	92.2%	93.1%	92.8%
% of Patients satisfied with the time they had to wait for an appointment	0	0	N/A	88.3%	89.5%	88.7%

* This is based on patients treated on this contract for their most recent course of treatment. Figures in italics indicate the base number of FP17s or Patient Questionnaire responses are less than 100. N/A is shown where the base number of responses is less than 10 during the period. % is calculated as Quantity/Base number*100

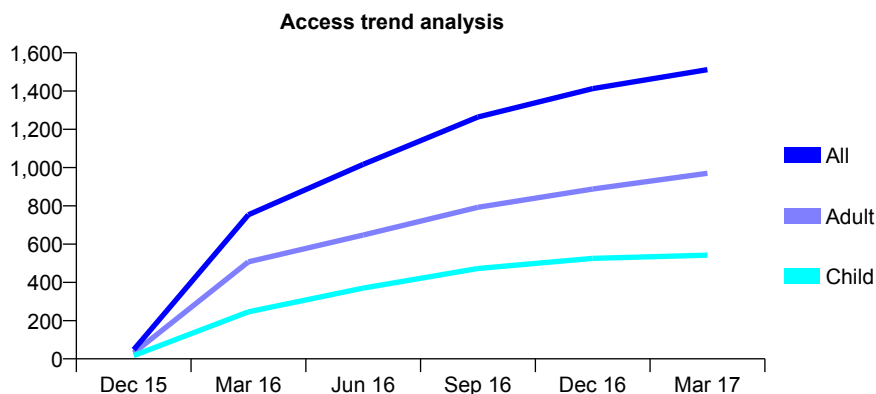
Q47 - Vital Signs At a Glance Contract Report for 723967/0002 - Year end March 2017

Name or company name	Lowerbank Dental Practice
Contract type name	GDS Contract
Purpose of contract	General
Contract start date	21/12/2015
Contract end date	

16/17 Contracted general activity (UDA)	4,446
Carry forward general activity (UDA)	-89
16/17 Contracted orthodontic activity (UOA)	0
Carry forward orthodontic activity (UOA)	0
Baseline contract value	£119,235.80

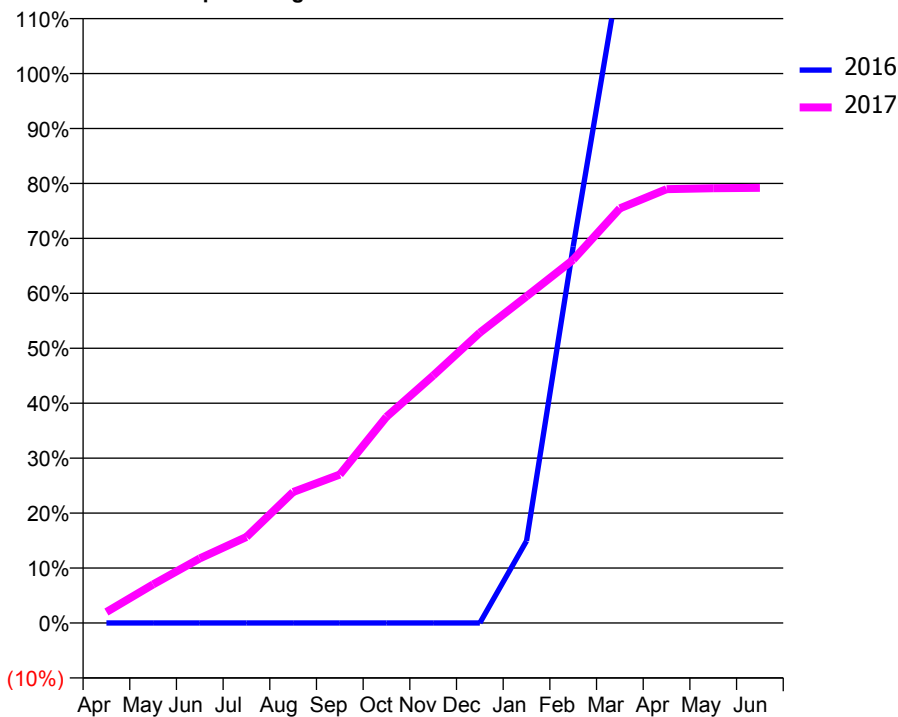
ACCESS*

Patients seen in 24 months	Total	Change since previous quarter
Quarter ending March 2016	753	
Quarter ending June 2016	1,017	↑
Quarter ending September 2016	1,264	↑
Quarter ending December 2016	1,413	↑
Quarter ending March 2017	1,512	↑
Variance since March 2016	100.8%	↑



ACTIVITY

Cumulative percentage of contracted UDA delivered 2016 & 2017



Adjusted Scheduled Activity (UDA)

Month	2016	2017
April	0	89
May	0	313
June	0	523
July	0	697
August	0	1,060
September	0	1,201
October	0	1,668
November	0	2,001
December	0	2,349
January	166	2,643
February	762	2,940
March	1,320	3,355
April	1,530	3,510
May	1,530	3,518
June	1,530	3,521

QUALITY

	Quantity	Base Number	Contract	AT	Region	England
% of FP17s for the same patient ID Re-attending within 3 months - Children	31	729	4.3%	13.2%	13.3%	12.3%
% of FP17s for the same patient ID Re-attending within 3 months - Adults	112	1,142	9.8%	17.3%	17.3%	16.7%
% of FP17s for the same patient ID Re-attending between 3 & 9 months - Children	226	729	31.0%	56.9%	58.9%	57.6%
% of FP17s for the same patient ID Re-attending between 3 & 9 months - Adults	349	1,142	30.6%	50.6%	52.2%	50.1%
% of FP17s for Band 1 Urgent Courses	120	1,862	6.4%	10.9%	9.2%	9.1%
% of FP17s Relating to Free Repair or Replacements	4	1,862	0.2%	0.9%	1.0%	0.8%
% of FP17s Relating to Continuations	13	1,862	0.7%	1.2%	1.4%	1.2%
% of Patients satisfied with the dentistry they have received	2	2	N/A	92.2%	93.1%	92.8%
% of Patients satisfied with the time they had to wait for an appointment	1	2	N/A	88.3%	89.5%	88.7%

* This is based on patients treated on this contract for their most recent course of treatment. Figures in italics indicate the base number of FP17s or Patient Questionnaire responses are less than 100. N/A is shown where the base number of responses is less than 10 during the period. % is calculated as Quantity/Base number*100

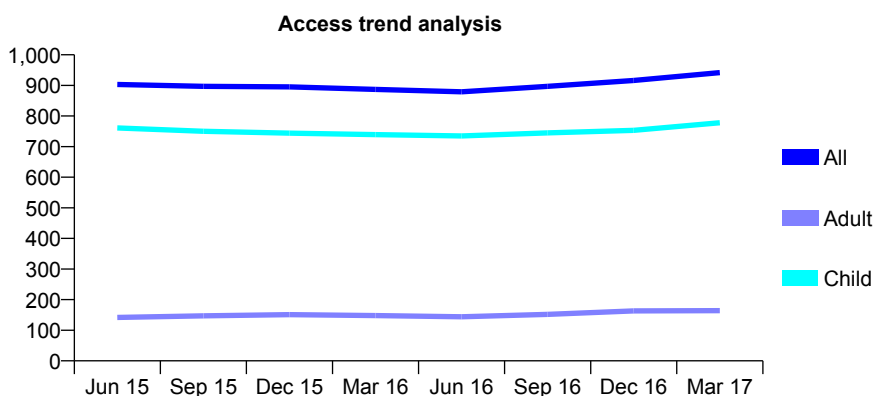
Q47 - Vital Signs At a Glance Contract Report for 729272/0001 - Year end March 2017

Name or company name	MR MP LANE
Contract type name	GDS Contract
Purpose of contract	General
Contract start date	01/04/2006
Contract end date	

16/17 Contracted general activity (UDA)	2,485
Carry forward general activity (UDA)	0
16/17 Contracted orthodontic activity (UOA)	0
Carry forward orthodontic activity (UOA)	0
Baseline contract value	£55,800.41

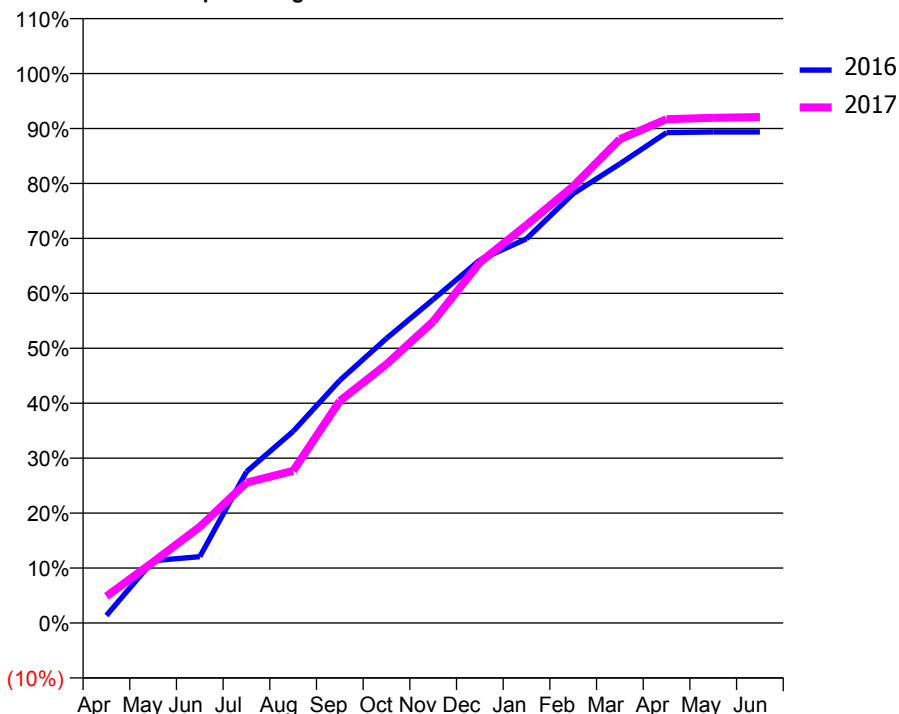
ACCESS*

Patients seen in 24 months	Total	Change since previous quarter
Quarter ending March 2016	887	
Quarter ending June 2016	879	→
Quarter ending September 2016	897	↑
Quarter ending December 2016	916	↑
Quarter ending March 2017	942	↑
Variance since March 2016	6.2%	↑



ACTIVITY

Cumulative percentage of contracted UDA delivered 2016 & 2017



Month	Adjusted Scheduled Activity (UDA)	
	2016	2017
April	34	121
May	282	276
June	300	435
July	684	635
August	867	688
September	1,097	1,004
October	1,287	1,170
November	1,463	1,364
December	1,642	1,631
January	1,738	1,800
February	1,941	1,975
March	2,077	2,188
April	2,218	2,278
May	2,221	2,284
June	2,221	2,288

QUALITY

	Quantity	Base Number	Contract	AT	Region	England
% of FP17s for the same patient ID Re-attending within 3 months - Children	101	1,303	7.8%	13.2%	13.3%	12.3%
% of FP17s for the same patient ID Re-attending within 3 months - Adults	22	158	13.9%	17.3%	17.3%	16.7%
% of FP17s for the same patient ID Re-attending between 3 & 9 months - Children	877	1,303	67.3%	56.9%	58.9%	57.6%
% of FP17s for the same patient ID Re-attending between 3 & 9 months - Adults	118	158	74.7%	50.6%	52.2%	50.1%
% of FP17s for Band 1 Urgent Courses	67	1,429	4.7%	10.9%	9.2%	9.1%
% of FP17s Relating to Free Repair or Replacements	0	1,429	0.0%	0.9%	1.0%	0.8%
% of FP17s Relating to Continuations	0	1,429	0.0%	1.2%	1.4%	1.2%
% of Patients satisfied with the dentistry they have received	2	2	N/A	92.2%	93.1%	92.8%
% of Patients satisfied with the time they had to wait for an appointment	1	2	N/A	88.3%	89.5%	88.7%

* This is based on patients treated on this contract for their most recent course of treatment. Figures in italics indicate the base number of FP17s or Patient Questionnaire responses are less than 100. N/A is shown where the base number of responses is less than 10 during the period. % is calculated as Quantity/Base number*100

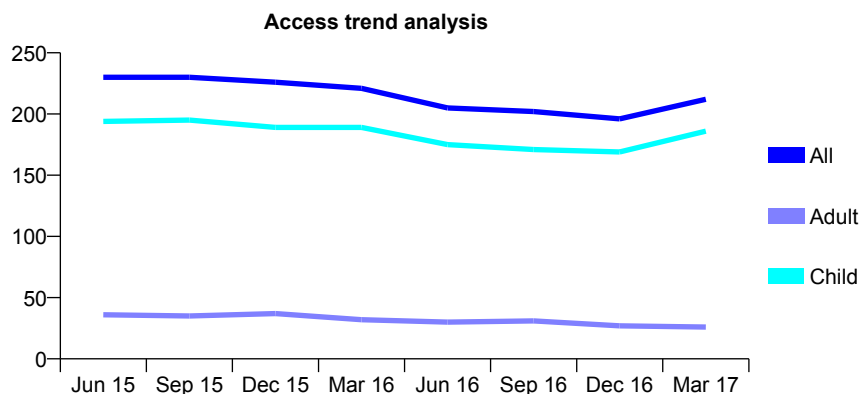
Q47 - Vital Signs At a Glance Contract Report for 731501/0001 - Year end March 2017

Name or company name	MR MJ GLOVER
Contract type name	GDS Contract
Purpose of contract	General
Contract start date	01/04/2006
Contract end date	

16/17 Contracted general activity (UDA)	1,100
Carry forward general activity (UDA)	0
16/17 Contracted orthodontic activity (UOA)	0
Carry forward orthodontic activity (UOA)	0
Baseline contract value	£22,580.34

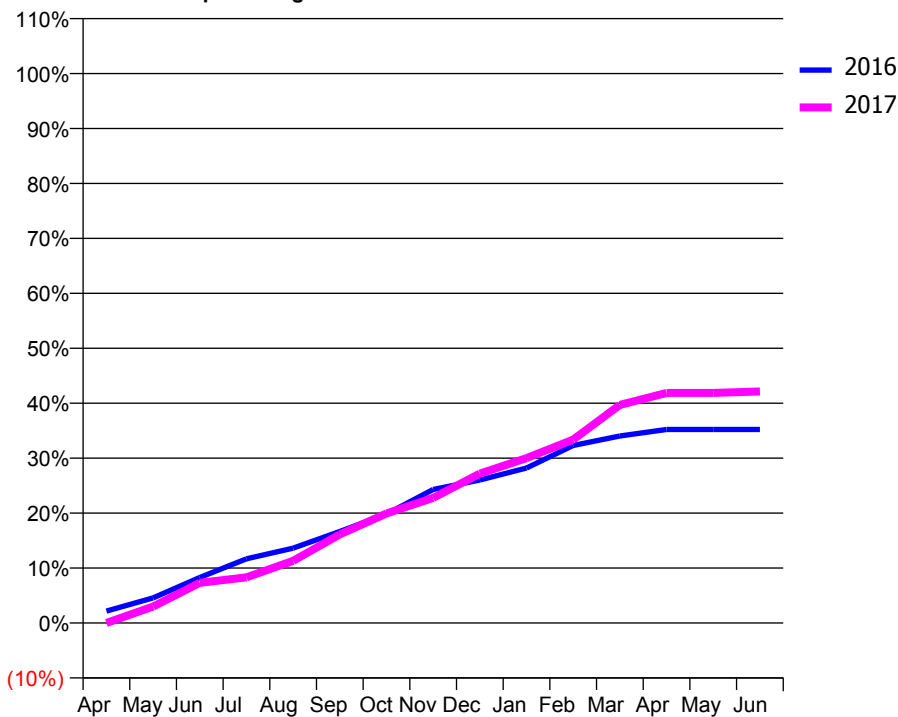
ACCESS*

Patients seen in 24 months	Total	Change since previous quarter
Quarter ending March 2016	221	
Quarter ending June 2016	205	↓
Quarter ending September 2016	202	↓
Quarter ending December 2016	196	↓
Quarter ending March 2017	212	↑
Variance since March 2016	(4.1%)	↓



ACTIVITY

Cumulative percentage of contracted UDA delivered 2016 & 2017



Adjusted Scheduled Activity (UDA)

Month	2016	2017
April	24	0
May	50	33
June	91	80
July	129	91
August	150	124
September	183	177
October	218	219
November	267	250
December	286	299
January	310	330
February	355	367
March	374	437
April	387	461
May	387	461
June	387	464

QUALITY

	Quantity	Base Number	Contract	AT	Region	England
% of FP17s for the same patient ID Re-attending within 3 months - Children	25	306	8.2%	13.2%	13.3%	12.3%
% of FP17s for the same patient ID Re-attending within 3 months - Adults	0	0	N/A	17.3%	17.3%	16.7%
% of FP17s for the same patient ID Re-attending between 3 & 9 months - Children	186	306	60.8%	56.9%	58.9%	57.6%
% of FP17s for the same patient ID Re-attending between 3 & 9 months - Adults	0	0	N/A	50.6%	52.2%	50.1%
% of FP17s for Band 1 Urgent Courses	8	314	2.5%	10.9%	9.2%	9.1%
% of FP17s Relating to Free Repair or Replacements	0	314	0.0%	0.9%	1.0%	0.8%
% of FP17s Relating to Continuations	1	314	0.3%	1.2%	1.4%	1.2%
% of Patients satisfied with the dentistry they have received	1	1	N/A	92.2%	93.1%	92.8%
% of Patients satisfied with the time they had to wait for an appointment	1	1	N/A	88.3%	89.5%	88.7%

* This is based on patients treated on this contract for their most recent course of treatment. Figures in italics indicate the base number of FP17s or Patient Questionnaire responses are less than 100. N/A is shown where the base number of responses is less than 10 during the period. % is calculated as Quantity/Base number*100

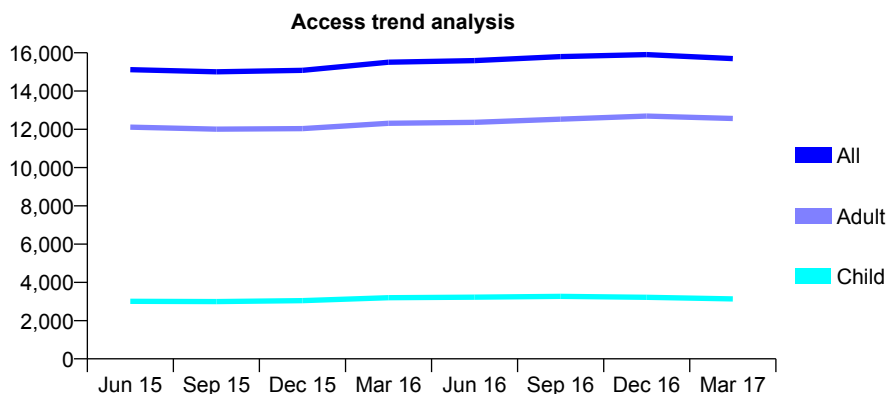
Q47 - Vital Signs At a Glance Contract Report for 732141/0001 - Year end March 2017

Name or company name	MR MJ KENYON
Contract type name	GDS Contract
Purpose of contract	General
Contract start date	01/04/2006
Contract end date	

16/17 Contracted general activity (UDA)	45,968
Carry forward general activity (UDA)	0
16/17 Contracted orthodontic activity (UOA)	0
Carry forward orthodontic activity (UOA)	0
Baseline contract value	£1,661,279.26

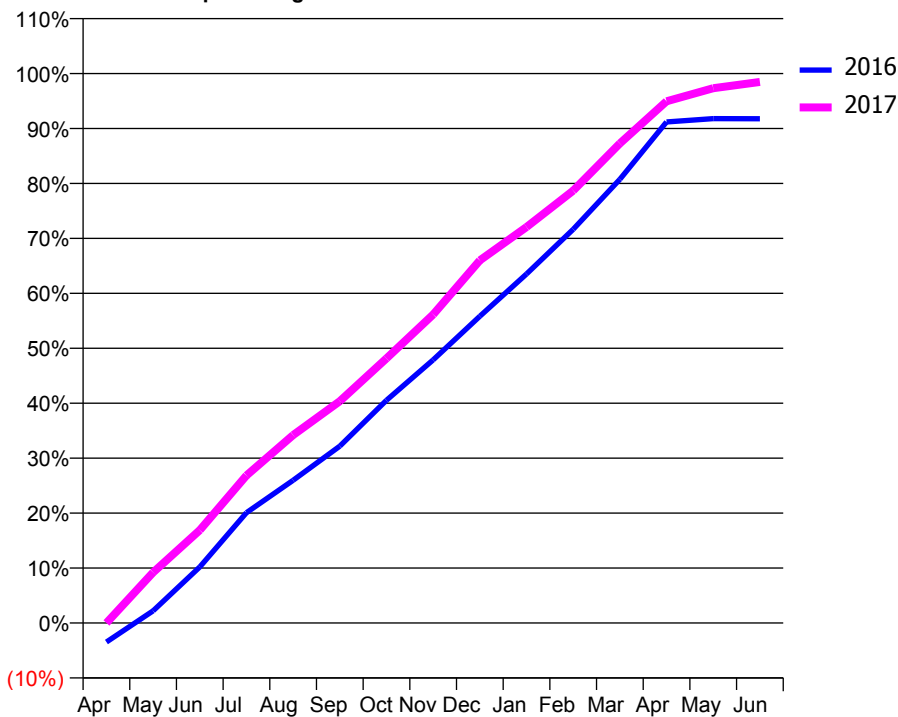
ACCESS*

Patients seen in 24 months	Total	Change since previous quarter
Quarter ending March 2016	15,507	
Quarter ending June 2016	15,589	→
Quarter ending September 2016	15,801	→
Quarter ending December 2016	15,905	→
Quarter ending March 2017	15,697	↓
Variance since March 2016	1.2%	→



ACTIVITY

Cumulative percentage of contracted UDA delivered 2016 & 2017



Month	Adjusted Scheduled Activity (UDA)	
	2016	2017
April	-1,600	0
May	1,025	4,230
June	4,685	7,773
July	9,232	12,342
August	11,943	15,719
September	14,795	18,554
October	18,639	22,141
November	22,014	25,810
December	25,667	30,339
January	29,193	33,125
February	32,937	36,169
March	37,119	40,122
April	41,914	43,649
May	42,194	44,736
June	42,188	45,266

QUALITY

	Quantity	Base Number	Contract	AT	Region	England
% of FP17s for the same patient ID Re-attending within 3 months - Children	372	4,446	8.4%	13.2%	13.3%	12.3%
% of FP17s for the same patient ID Re-attending within 3 months - Adults	2,051	16,370	12.5%	17.3%	17.3%	16.7%
% of FP17s for the same patient ID Re-attending between 3 & 9 months - Children	2,070	4,446	46.6%	56.9%	58.9%	57.6%
% of FP17s for the same patient ID Re-attending between 3 & 9 months - Adults	8,397	16,370	51.3%	50.6%	52.2%	50.1%
% of FP17s for Band 1 Urgent Courses	479	20,650	2.3%	10.9%	9.2%	9.1%
% of FP17s Relating to Free Repair or Replacements	63	20,650	0.3%	0.9%	1.0%	0.8%
% of FP17s Relating to Continuations	590	20,650	2.9%	1.2%	1.4%	1.2%
% of Patients satisfied with the dentistry they have received	68	77	88.3%	92.2%	93.1%	92.8%
% of Patients satisfied with the time they had to wait for an appointment	70	77	90.9%	88.3%	89.5%	88.7%

* This is based on patients treated on this contract for their most recent course of treatment. Figures in italics indicate the base number of FP17s or Patient Questionnaire responses are less than 100. N/A is shown where the base number of responses is less than 10 during the period. % is calculated as Quantity/Base number*100

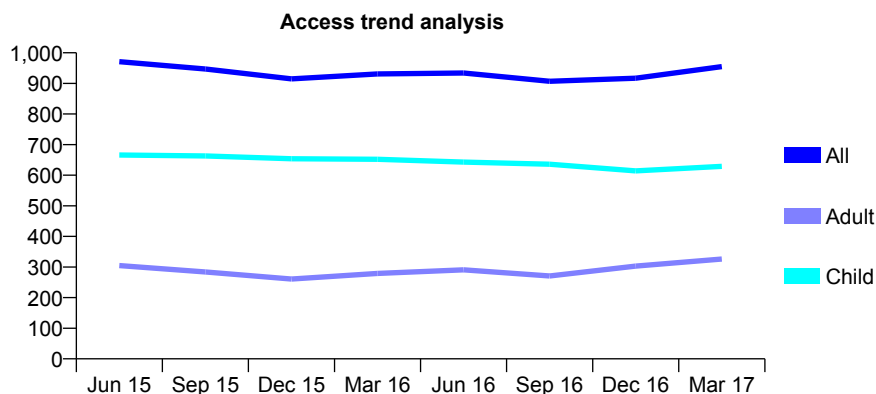
Q47 - Vital Signs At a Glance Contract Report for 736554/0001 - Year end March 2017

Name or company name	MR NM GOODWIN
Contract type name	GDS Contract
Purpose of contract	General
Contract start date	01/04/2006
Contract end date	

16/17 Contracted general activity (UDA)	3,000
Carry forward general activity (UDA)	109
16/17 Contracted orthodontic activity (UOA)	0
Carry forward orthodontic activity (UOA)	0
Baseline contract value	£70,806.09

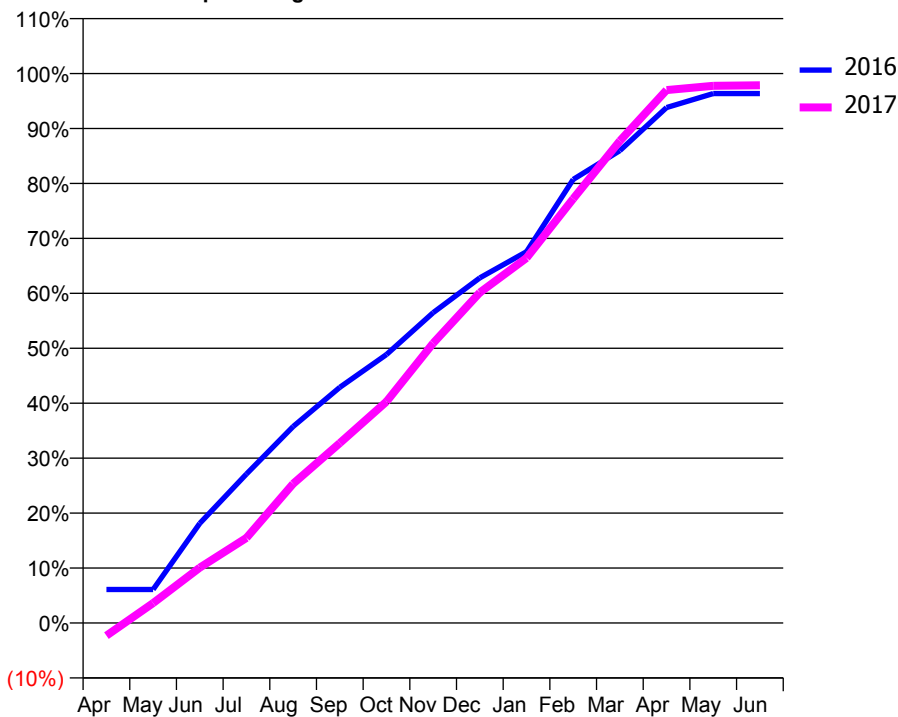
ACCESS*

Patients seen in 24 months	Total	Change since previous quarter
Quarter ending March 2016	931	
Quarter ending June 2016	934	→
Quarter ending September 2016	907	↓
Quarter ending December 2016	917	→
Quarter ending March 2017	955	↑
Variance since March 2016	2.6%	↑



ACTIVITY

Cumulative percentage of contracted UDA delivered 2016 & 2017



Adjusted Scheduled Activity (UDA)

Month	2016	2017
April	183	-69
May	183	109
June	544	303
July	814	465
August	1,073	761
September	1,286	982
October	1,466	1,209
November	1,694	1,527
December	1,885	1,805
January	2,027	1,993
February	2,421	2,316
March	2,579	2,632
April	2,814	2,910
May	2,891	2,933
June	2,891	2,936

QUALITY

	Quantity	Base Number	Contract	AT	Region	England
% of FP17s for the same patient ID Re-attending within 3 months - Children	211	1,075	19.6%	13.2%	13.3%	12.3%
% of FP17s for the same patient ID Re-attending within 3 months - Adults	57	333	17.1%	17.3%	17.3%	16.7%
% of FP17s for the same patient ID Re-attending between 3 & 9 months - Children	542	1,075	50.4%	56.9%	58.9%	57.6%
% of FP17s for the same patient ID Re-attending between 3 & 9 months - Adults	81	333	24.3%	50.6%	52.2%	50.1%
% of FP17s for Band 1 Urgent Courses	89	1,368	6.5%	10.9%	9.2%	9.1%
% of FP17s Relating to Free Repair or Replacements	1	1,368	0.1%	0.9%	1.0%	0.8%
% of FP17s Relating to Continuations	2	1,368	0.1%	1.2%	1.4%	1.2%
% of Patients satisfied with the dentistry they have received	1	2	N/A	92.2%	93.1%	92.8%
% of Patients satisfied with the time they had to wait for an appointment	0	2	N/A	88.3%	89.5%	88.7%

* This is based on patients treated on this contract for their most recent course of treatment. Figures in italics indicate the base number of FP17s or Patient Questionnaire responses are less than 100. N/A is shown where the base number of responses is less than 10 during the period. % is calculated as Quantity/Base number*100

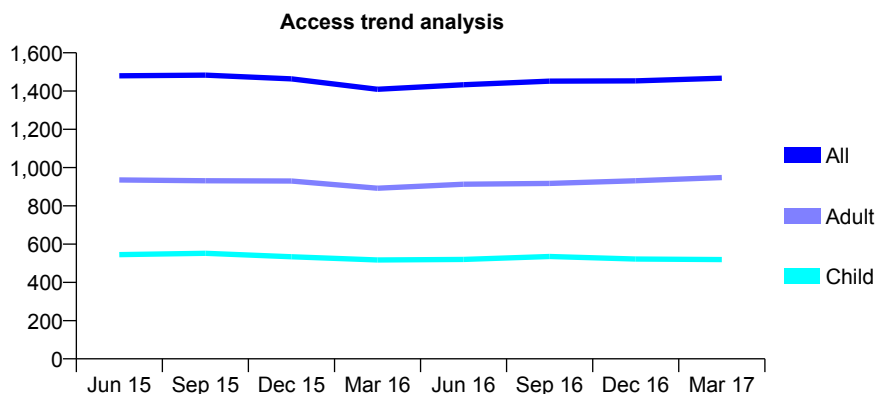
Q47 - Vital Signs At a Glance Contract Report for 739693/0001 - Year end March 2017

Name or company name	MR JC LORD
Contract type name	GDS Contract
Purpose of contract	General
Contract start date	01/04/2006
Contract end date	

16/17 Contracted general activity (UDA)	1,760
Carry forward general activity (UDA)	-7
16/17 Contracted orthodontic activity (UOA)	0
Carry forward orthodontic activity (UOA)	0
Baseline contract value	£41,697.89

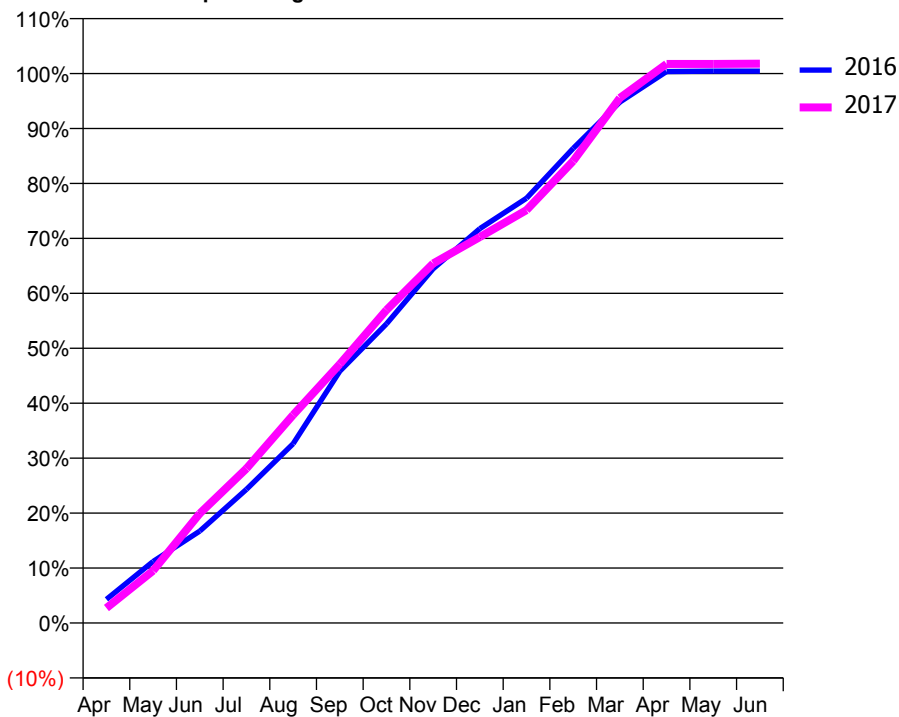
ACCESS*

Patients seen in 24 months	Total	Change since previous quarter
Quarter ending March 2016	1,409	
Quarter ending June 2016	1,433	→
Quarter ending September 2016	1,452	→
Quarter ending December 2016	1,453	→
Quarter ending March 2017	1,467	→
Variance since March 2016	4.1%	↑



ACTIVITY

Cumulative percentage of contracted UDA delivered 2016 & 2017



Month	Adjusted Scheduled Activity (UDA)	
	2016	2017
April	69	48
May	179	168
June	268	351
July	389	495
August	522	666
September	733	829
October	871	1,003
November	1,032	1,152
December	1,148	1,236
January	1,237	1,323
February	1,382	1,480
March	1,517	1,682
April	1,606	1,790
May	1,607	1,790
June	1,607	1,791

QUALITY

	Quantity	Base Number	Contract	AT	Region	England
% of FP17s for the same patient ID Re-attending within 3 months - Children	34	671	5.1%	13.2%	13.3%	12.3%
% of FP17s for the same patient ID Re-attending within 3 months - Adults	167	1,276	13.1%	17.3%	17.3%	16.7%
% of FP17s for the same patient ID Re-attending between 3 & 9 months - Children	265	671	39.5%	56.9%	58.9%	57.6%
% of FP17s for the same patient ID Re-attending between 3 & 9 months - Adults	605	1,276	47.4%	50.6%	52.2%	50.1%
% of FP17s for Band 1 Urgent Courses	57	1,020	5.6%	10.9%	9.2%	9.1%
% of FP17s Relating to Free Repair or Replacements	0	1,020	0.0%	0.9%	1.0%	0.8%
% of FP17s Relating to Continuations	18	1,020	1.8%	1.2%	1.4%	1.2%
% of Patients satisfied with the dentistry they have received	1	1	N/A	92.2%	93.1%	92.8%
% of Patients satisfied with the time they had to wait for an appointment	1	1	N/A	88.3%	89.5%	88.7%

* This is based on patients treated on this contract for their most recent course of treatment. Figures in italics indicate the base number of FP17s or Patient Questionnaire responses are less than 100. N/A is shown where the base number of responses is less than 10 during the period. % is calculated as Quantity/Base number*100

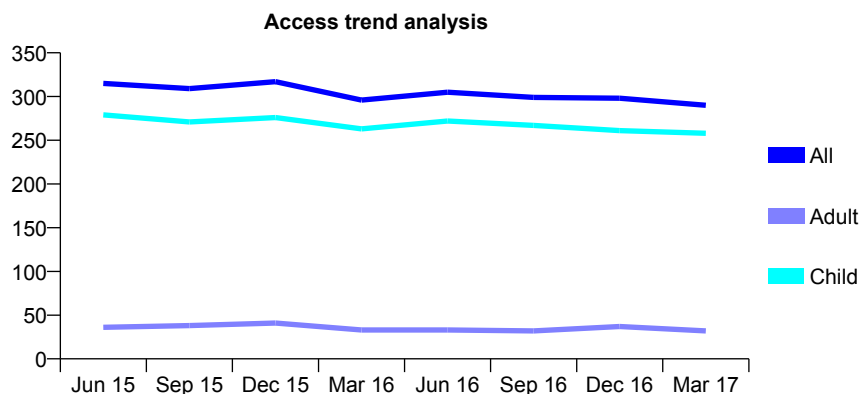
Q47 - Vital Signs At a Glance Contract Report for 740756/0002 - Year end March 2017

Name or company name	MR MP COYLE
Contract type name	GDS Contract
Purpose of contract	General
Contract start date	01/04/2012
Contract end date	

16/17 Contracted general activity (UDA)	1,400
Carry forward general activity (UDA)	0
16/17 Contracted orthodontic activity (UOA)	0
Carry forward orthodontic activity (UOA)	0
Baseline contract value	£31,724.69

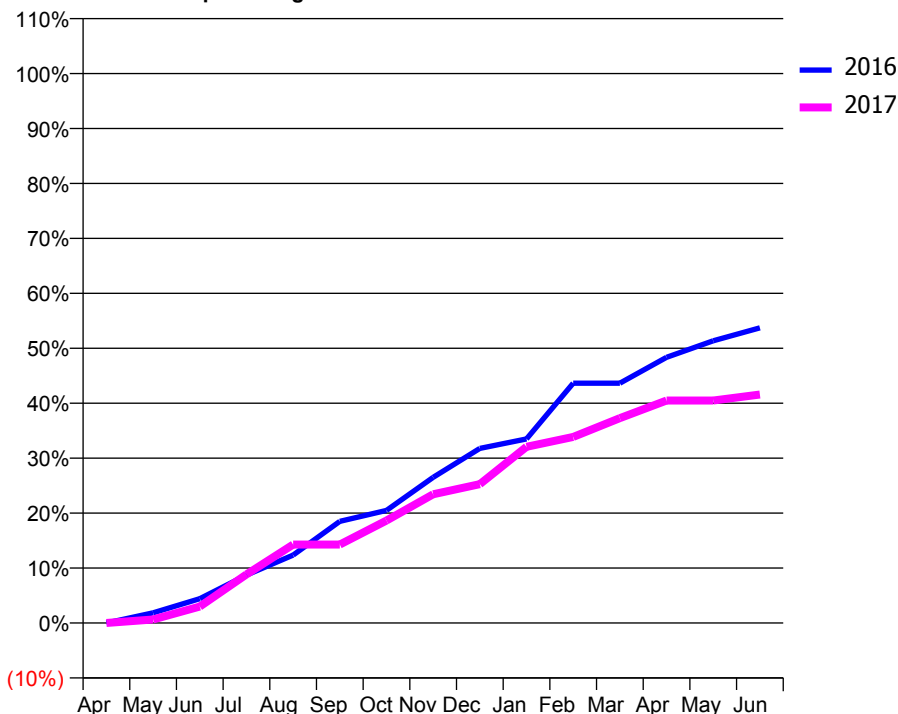
ACCESS*

Patients seen in 24 months	Total	Change since previous quarter
Quarter ending March 2016	296	
Quarter ending June 2016	305	↑
Quarter ending September 2016	299	↓
Quarter ending December 2016	298	→
Quarter ending March 2017	290	↓
Variance since March 2016	(2.0%)	↓



ACTIVITY

Cumulative percentage of contracted UDA delivered 2016 & 2017



Month	Adjusted Scheduled Activity (UDA)	
	2016	2017
April	0	0
May	26	9
June	62	42
July	122	124
August	173	200
September	259	200
October	287	261
November	371	328
December	445	354
January	469	449
February	611	474
March	611	522
April	677	567
May	719	567
June	752	582

QUALITY

	Quantity	Base Number	Contract	AT	Region	England
% of FP17s for the same patient ID Re-attending within 3 months - Children	30	379	7.9%	13.2%	13.3%	12.3%
% of FP17s for the same patient ID Re-attending within 3 months - Adults	0	2	0.0%	17.3%	17.3%	16.7%
% of FP17s for the same patient ID Re-attending between 3 & 9 months - Children	202	379	53.3%	56.9%	58.9%	57.6%
% of FP17s for the same patient ID Re-attending between 3 & 9 months - Adults	1	2	50.0%	50.6%	52.2%	50.1%
% of FP17s for Band 1 Urgent Courses	0	340	0.0%	10.9%	9.2%	9.1%
% of FP17s Relating to Free Repair or Replacements	0	340	0.0%	0.9%	1.0%	0.8%
% of FP17s Relating to Continuations	0	340	0.0%	1.2%	1.4%	1.2%
% of Patients satisfied with the dentistry they have received	0	1	N/A	92.2%	93.1%	92.8%
% of Patients satisfied with the time they had to wait for an appointment	0	1	N/A	88.3%	89.5%	88.7%

* This is based on patients treated on this contract for their most recent course of treatment. Figures in italics indicate the base number of FP17s or Patient Questionnaire responses are less than 100. N/A is shown where the base number of responses is less than 10 during the period. % is calculated as Quantity/Base number*100

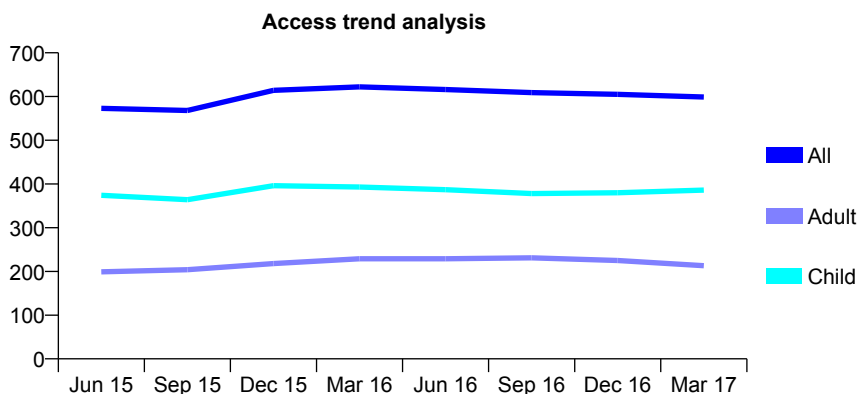
Q47 - Vital Signs At a Glance Contract Report for 741493/0001 - Year end March 2017

Name or company name	MISS IE GOTT
Contract type name	GDS Contract
Purpose of contract	General
Contract start date	01/04/2006
Contract end date	

16/17 Contracted general activity (UDA)	1,370
Carry forward general activity (UDA)	0
16/17 Contracted orthodontic activity (UOA)	0
Carry forward orthodontic activity (UOA)	0
Baseline contract value	£28,755.91

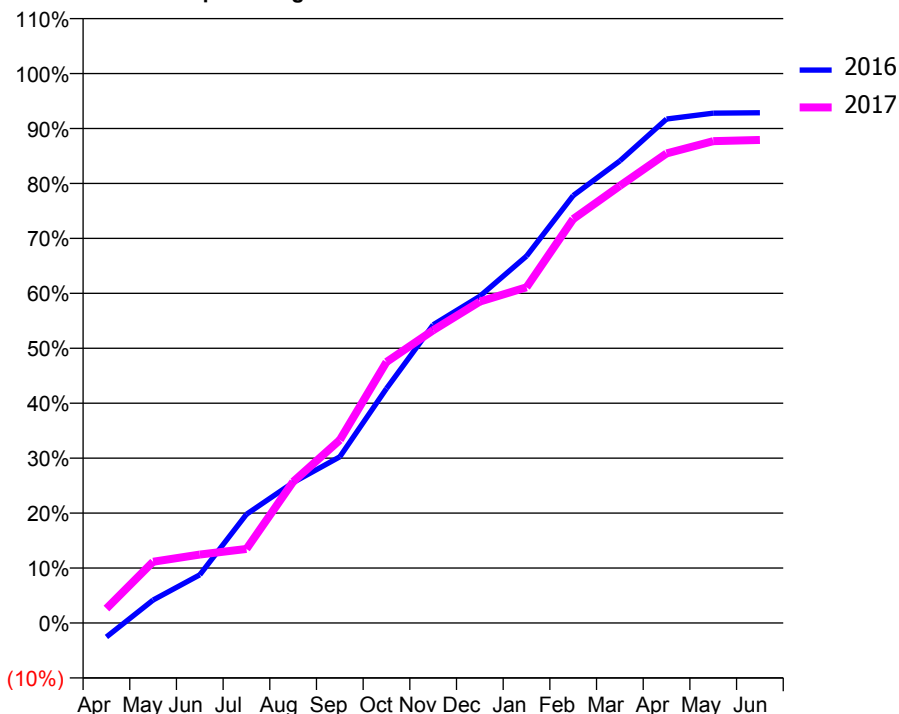
ACCESS*

Patients seen in 24 months	Total	Change since previous quarter
Quarter ending March 2016	622	
Quarter ending June 2016	616	→
Quarter ending September 2016	609	↓
Quarter ending December 2016	605	→
Quarter ending March 2017	599	→
Variance since March 2016	(3.7%)	↓



ACTIVITY

Cumulative percentage of contracted UDA delivered 2016 & 2017



Month	Adjusted Scheduled Activity (UDA)	
	2016	2017
April	-35	36
May	57	153
June	120	171
July	271	185
August	350	352
September	414	456
October	585	651
November	744	730
December	815	801
January	915	837
February	1,066	1,007
March	1,152	1,090
April	1,256	1,171
May	1,271	1,201
June	1,272	1,204

QUALITY

	Quantity	Base Number	Contract	AT	Region	England
% of FP17s for the same patient ID Re-attending within 3 months - Children	57	544	10.5%	13.2%	13.3%	12.3%
% of FP17s for the same patient ID Re-attending within 3 months - Adults	36	178	20.2%	17.3%	17.3%	16.7%
% of FP17s for the same patient ID Re-attending between 3 & 9 months - Children	302	544	55.5%	56.9%	58.9%	57.6%
% of FP17s for the same patient ID Re-attending between 3 & 9 months - Adults	62	178	34.8%	50.6%	52.2%	50.1%
% of FP17s for Band 1 Urgent Courses	66	710	9.3%	10.9%	9.2%	9.1%
% of FP17s Relating to Free Repair or Replacements	0	710	0.0%	0.9%	1.0%	0.8%
% of FP17s Relating to Continuations	1	710	0.1%	1.2%	1.4%	1.2%
% of Patients satisfied with the dentistry they have received	1	1	N/A	92.2%	93.1%	92.8%
% of Patients satisfied with the time they had to wait for an appointment	1	1	N/A	88.3%	89.5%	88.7%

* This is based on patients treated on this contract for their most recent course of treatment. Figures in italics indicate the base number of FP17s or Patient Questionnaire responses are less than 100. N/A is shown where the base number of responses is less than 10 during the period. % is calculated as Quantity/Base number*100

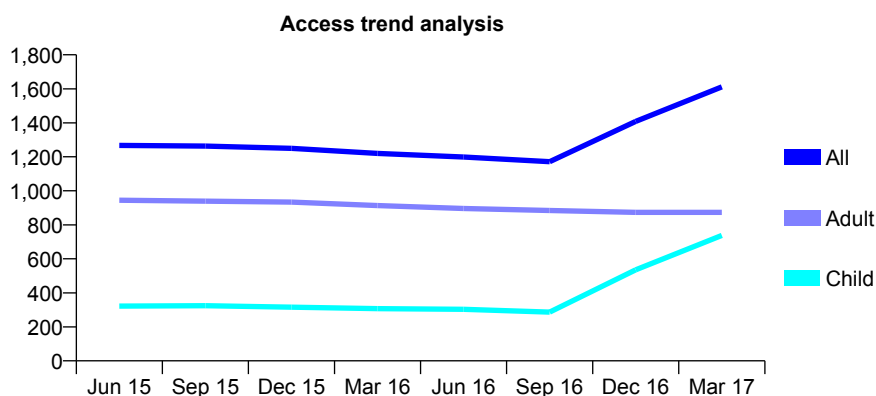
Q47 - Vital Signs At a Glance Contract Report for 743313/0002 - Year end March 2017

Name or company name	Mr David Melia, Mr Frederick Reeves, and I
Contract type name	GDS Contract
Purpose of contract	General
Contract start date	15/06/2013
Contract end date	

16/17 Contracted general activity (UDA)	3,246
Carry forward general activity (UDA)	45
16/17 Contracted orthodontic activity (UOA)	0
Carry forward orthodontic activity (UOA)	0
Baseline contract value	£74,342.01

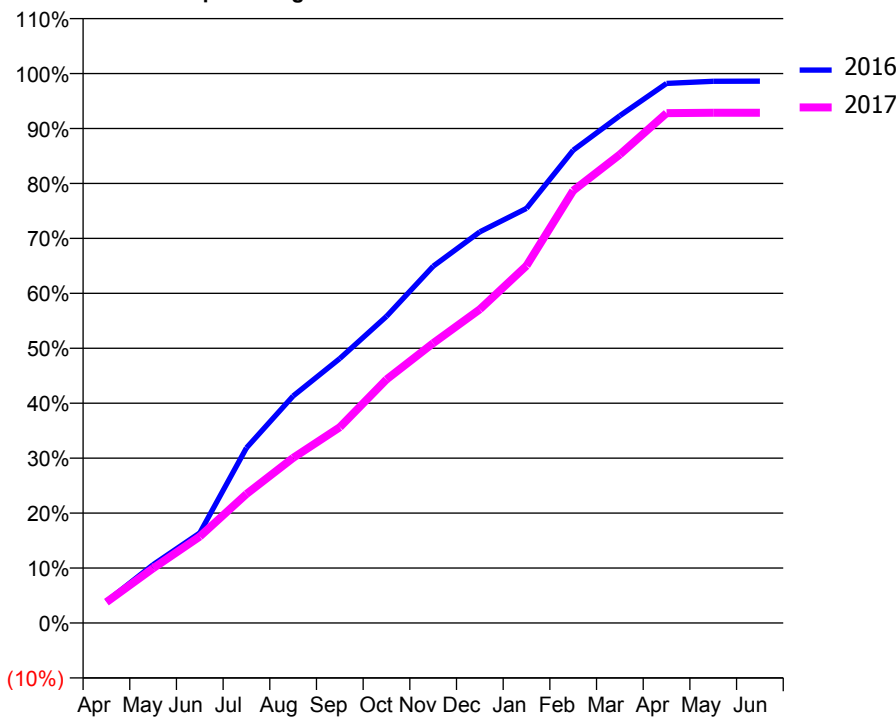
ACCESS*

Patients seen in 24 months	Total	Change since previous quarter
Quarter ending March 2016	1,220	
Quarter ending June 2016	1,199	↓
Quarter ending September 2016	1,171	↓
Quarter ending December 2016	1,408	↑
Quarter ending March 2017	1,611	↑
Variance since March 2016	32.0%	↑



ACTIVITY

Cumulative percentage of contracted UDA delivered 2016 & 2017



Month	Adjusted Scheduled Activity (UDA)	
	2016	2017
April	127	124
May	345	323
June	532	511
July	1,035	762
August	1,341	975
September	1,563	1,156
October	1,811	1,439
November	2,108	1,653
December	2,311	1,853
January	2,449	2,111
February	2,793	2,554
March	2,997	2,768
April	3,188	3,011
May	3,200	3,014
June	3,201	3,014

QUALITY

	Quantity	Base Number	Contract	AT	Region	England
% of FP17s for the same patient ID Re-attending within 3 months - Children	39	878	4.4%	13.2%	13.3%	12.3%
% of FP17s for the same patient ID Re-attending within 3 months - Adults	78	1,097	7.1%	17.3%	17.3%	16.7%
% of FP17s for the same patient ID Re-attending between 3 & 9 months - Children	318	878	36.2%	56.9%	58.9%	57.6%
% of FP17s for the same patient ID Re-attending between 3 & 9 months - Adults	594	1,097	54.1%	50.6%	52.2%	50.1%
% of FP17s for Band 1 Urgent Courses	87	2,005	4.3%	10.9%	9.2%	9.1%
% of FP17s Relating to Free Repair or Replacements	4	2,005	0.2%	0.9%	1.0%	0.8%
% of FP17s Relating to Continuations	6	2,005	0.3%	1.2%	1.4%	1.2%
% of Patients satisfied with the dentistry they have received	3	3	N/A	92.2%	93.1%	92.8%
% of Patients satisfied with the time they had to wait for an appointment	3	3	N/A	88.3%	89.5%	88.7%

* This is based on patients treated on this contract for their most recent course of treatment. Figures in italics indicate the base number of FP17s or Patient Questionnaire responses are less than 100. N/A is shown where the base number of responses is less than 10 during the period. % is calculated as Quantity/Base number*100

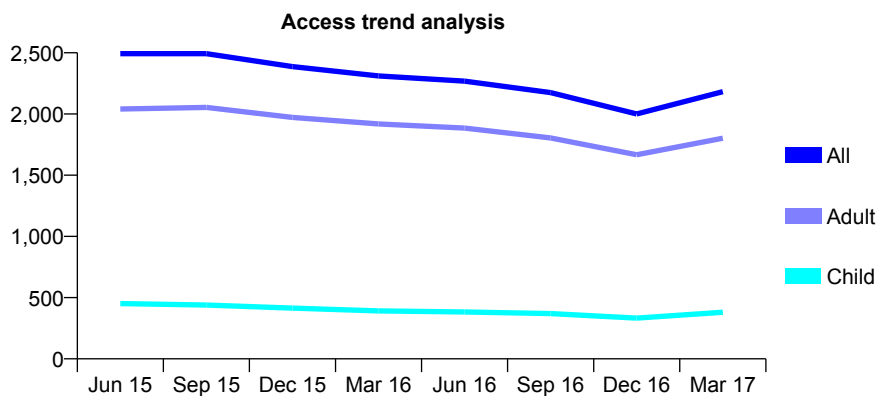
Q47 - Vital Signs At a Glance Contract Report for 748501/0001 - Year end March 2017

Name or company name	Miss K Mayle and Mr J Tidswell
Contract type name	GDS Contract
Purpose of contract	General
Contract start date	01/04/2006
Contract end date	

16/17 Contracted general activity (UDA)	6,998
Carry forward general activity (UDA)	0
16/17 Contracted orthodontic activity (UOA)	0
Carry forward orthodontic activity (UOA)	0
Baseline contract value	£161,349.42

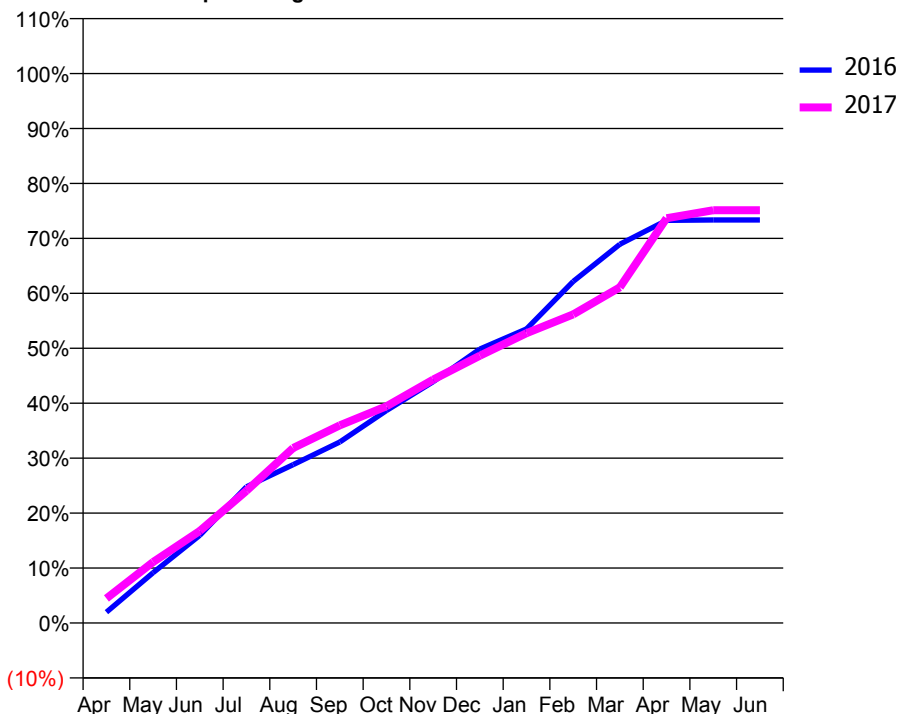
ACCESS*

Patients seen in 24 months	Total	Change since previous quarter
Quarter ending March 2016	2,311	
Quarter ending June 2016	2,268	↓
Quarter ending September 2016	2,175	↓
Quarter ending December 2016	2,000	↓
Quarter ending March 2017	2,183	↑
Variance since March 2016	(5.5%)	↓



ACTIVITY

Cumulative percentage of contracted UDA delivered 2016 & 2017



Adjusted Scheduled Activity (UDA)

Month	2016	2017
April	138	313
May	641	778
June	1,116	1,172
July	1,735	1,684
August	2,017	2,228
September	2,306	2,517
October	2,706	2,761
November	3,072	3,101
December	3,490	3,405
January	3,746	3,691
February	4,351	3,930
March	4,824	4,275
April	5,128	5,155
May	5,133	5,257
June	5,133	5,257

QUALITY

	Quantity	Base Number	Contract	AT	Region	England
% of FP17s for the same patient ID Re-attending within 3 months - Children	21	385	5.5%	13.2%	13.3%	12.3%
% of FP17s for the same patient ID Re-attending within 3 months - Adults	176	1,919	9.2%	17.3%	17.3%	16.7%
% of FP17s for the same patient ID Re-attending between 3 & 9 months - Children	173	385	44.9%	56.9%	58.9%	57.6%
% of FP17s for the same patient ID Re-attending between 3 & 9 months - Adults	853	1,919	44.5%	50.6%	52.2%	50.1%
% of FP17s for Band 1 Urgent Courses	149	2,752	5.4%	10.9%	9.2%	9.1%
% of FP17s Relating to Free Repair or Replacements	16	2,752	0.6%	0.9%	1.0%	0.8%
% of FP17s Relating to Continuations	44	2,752	1.6%	1.2%	1.4%	1.2%
% of Patients satisfied with the dentistry they have received	5	5	N/A	92.2%	93.1%	92.8%
% of Patients satisfied with the time they had to wait for an appointment	4	5	N/A	88.3%	89.5%	88.7%

* This is based on patients treated on this contract for their most recent course of treatment. Figures in italics indicate the base number of FP17s or Patient Questionnaire responses are less than 100. N/A is shown where the base number of responses is less than 10 during the period. % is calculated as Quantity/Base number*100

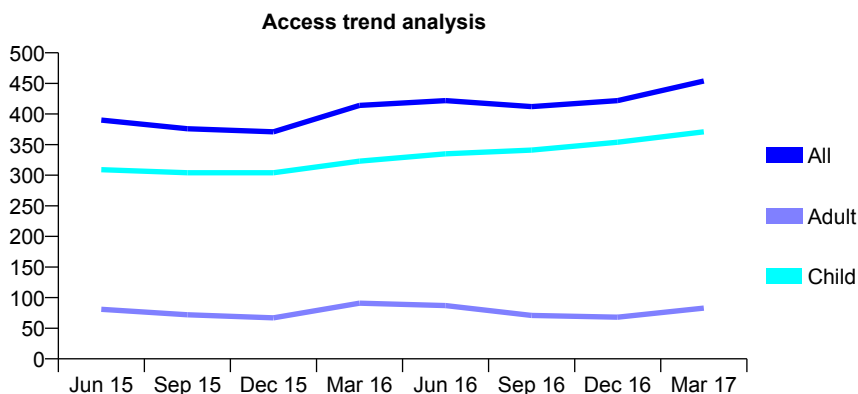
Q47 - Vital Signs At a Glance Contract Report for 751650/0001 - Year end March 2017

Name or company name	MISS ST KHAN
Contract type name	GDS Contract
Purpose of contract	General
Contract start date	01/07/2010
Contract end date	

16/17 Contracted general activity (UDA)	1,235
Carry forward general activity (UDA)	20
16/17 Contracted orthodontic activity (UOA)	0
Carry forward orthodontic activity (UOA)	0
Baseline contract value	£29,301.87

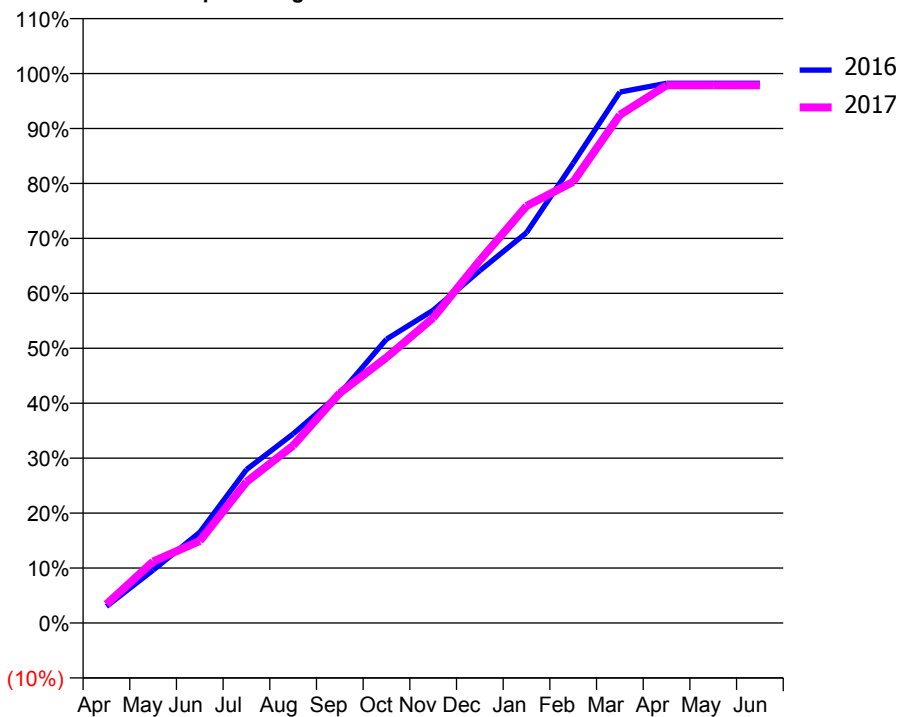
ACCESS*

Patients seen in 24 months	Total	Change since previous quarter
Quarter ending March 2016	414	
Quarter ending June 2016	422	→
Quarter ending September 2016	412	↓
Quarter ending December 2016	422	↑
Quarter ending March 2017	454	↑
Variance since March 2016	9.7%	↑



ACTIVITY

Cumulative percentage of contracted UDA delivered 2016 & 2017



Adjusted Scheduled Activity (UDA)

Month	2016	2017
April	34	42
May	108	138
June	186	185
July	315	317
August	388	399
September	471	517
October	583	597
November	642	686
December	723	815
January	801	937
February	944	992
March	1,090	1,142
April	1,108	1,209
May	1,108	1,209
June	1,108	1,209

QUALITY

	Quantity	Base Number	Contract	AT	Region	England
% of FP17s for the same patient ID Re-attending within 3 months - Children	87	707	12.3%	13.2%	13.3%	12.3%
% of FP17s for the same patient ID Re-attending within 3 months - Adults	2	65	3.1%	17.3%	17.3%	16.7%
% of FP17s for the same patient ID Re-attending between 3 & 9 months - Children	462	707	65.3%	56.9%	58.9%	57.6%
% of FP17s for the same patient ID Re-attending between 3 & 9 months - Adults	4	65	6.2%	50.6%	52.2%	50.1%
% of FP17s for Band 1 Urgent Courses	23	790	2.9%	10.9%	9.2%	9.1%
% of FP17s Relating to Free Repair or Replacements	0	790	0.0%	0.9%	1.0%	0.8%
% of FP17s Relating to Continuations	0	790	0.0%	1.2%	1.4%	1.2%
% of Patients satisfied with the dentistry they have received	0	0	N/A	92.2%	93.1%	92.8%
% of Patients satisfied with the time they had to wait for an appointment	0	0	N/A	88.3%	89.5%	88.7%

* This is based on patients treated on this contract for their most recent course of treatment. Figures in italics indicate the base number of FP17s or Patient Questionnaire responses are less than 100. N/A is shown where the base number of responses is less than 10 during the period. % is calculated as Quantity/Base number*100

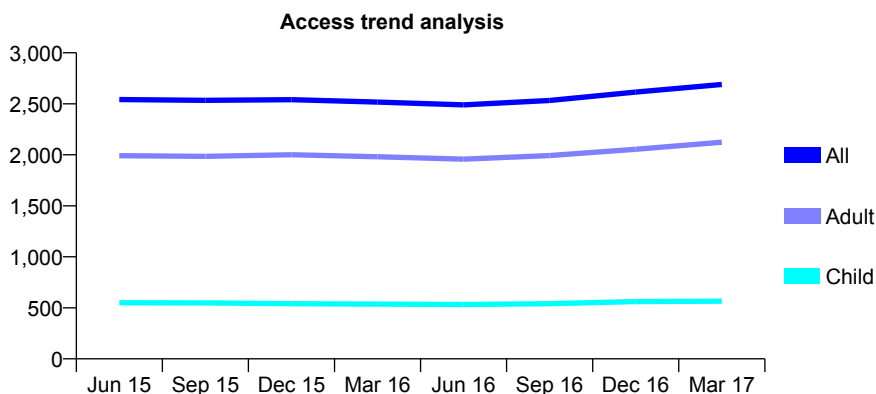
Q47 - Vital Signs At a Glance Contract Report for 751650/0002 - Year end March 2017

Name or company name	MISS ST KHAN
Contract type name	GDS Contract
Purpose of contract	General
Contract start date	01/08/2010
Contract end date	

16/17 Contracted general activity (UDA)	9,458
Carry forward general activity (UDA)	55
16/17 Contracted orthodontic activity (UOA)	0
Carry forward orthodontic activity (UOA)	0
Baseline contract value	£232,468.60

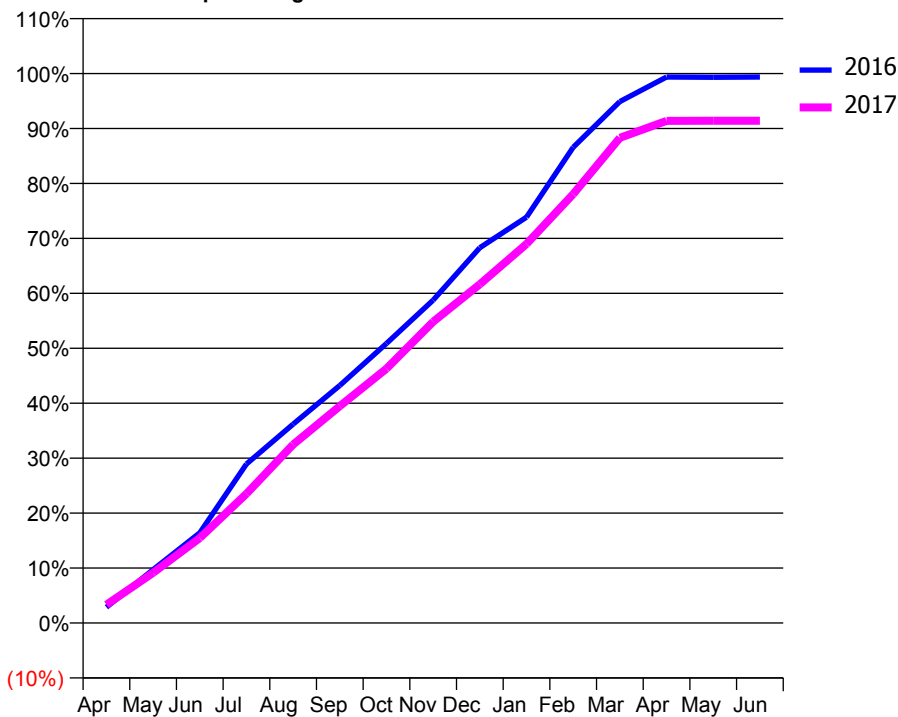
ACCESS*

Patients seen in 24 months	Total	Change since previous quarter
Quarter ending March 2016	2,517	
Quarter ending June 2016	2,490	↓
Quarter ending September 2016	2,533	→
Quarter ending December 2016	2,615	↑
Quarter ending March 2017	2,689	↑
Variance since March 2016	6.8%	↑



ACTIVITY

Cumulative percentage of contracted UDA delivered 2016 & 2017



Adjusted Scheduled Activity (UDA)

Month	2016	2017
April	247	315
May	836	864
June	1,414	1,463
July	2,493	2,224
August	3,117	3,071
September	3,723	3,733
October	4,382	4,378
November	5,062	5,186
December	5,883	5,830
January	6,360	6,524
February	7,457	7,383
March	8,173	8,350
April	8,558	8,643
May	8,555	8,645
June	8,558	8,645

QUALITY

	Quantity	Base Number	Contract	AT	Region	England
% of FP17s for the same patient ID Re-attending within 3 months - Children	153	1,042	14.7%	13.2%	13.3%	12.3%
% of FP17s for the same patient ID Re-attending within 3 months - Adults	606	3,715	16.3%	17.3%	17.3%	16.7%
% of FP17s for the same patient ID Re-attending between 3 & 9 months - Children	653	1,042	62.7%	56.9%	58.9%	57.6%
% of FP17s for the same patient ID Re-attending between 3 & 9 months - Adults	2,353	3,715	63.3%	50.6%	52.2%	50.1%
% of FP17s for Band 1 Urgent Courses	154	4,743	3.2%	10.9%	9.2%	9.1%
% of FP17s Relating to Free Repair or Replacements	64	4,743	1.3%	0.9%	1.0%	0.8%
% of FP17s Relating to Continuations	19	4,743	0.4%	1.2%	1.4%	1.2%
% of Patients satisfied with the dentistry they have received	5	5	N/A	92.2%	93.1%	92.8%
% of Patients satisfied with the time they had to wait for an appointment	5	5	N/A	88.3%	89.5%	88.7%

* This is based on patients treated on this contract for their most recent course of treatment. Figures in italics indicate the base number of FP17s or Patient Questionnaire responses are less than 100. N/A is shown where the base number of responses is less than 10 during the period. % is calculated as Quantity/Base number*100

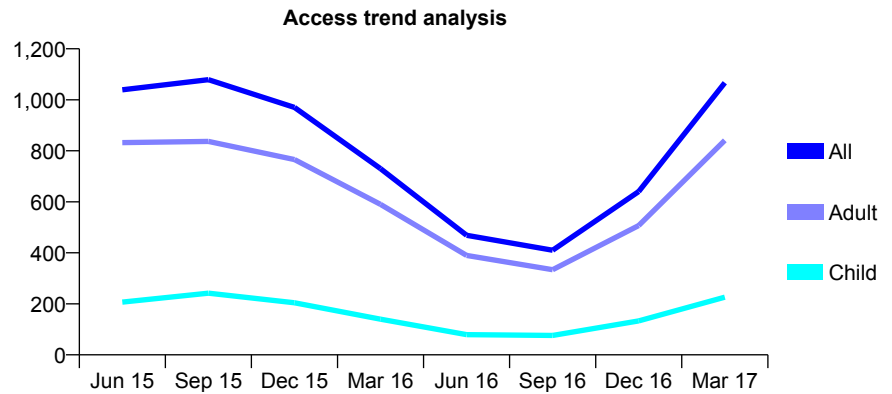
Q47 - Vital Signs At a Glance Contract Report for 752398/0002 - Year end March 2017

Name or company name	MISS KE MAYLE
Contract type name	GDS Contract
Purpose of contract	General
Contract start date	01/04/2006
Contract end date	

16/17 Contracted general activity (UDA)	2,409
Carry forward general activity (UDA)	0
16/17 Contracted orthodontic activity (UOA)	0
Carry forward orthodontic activity (UOA)	0
Baseline contract value	£53,698.39

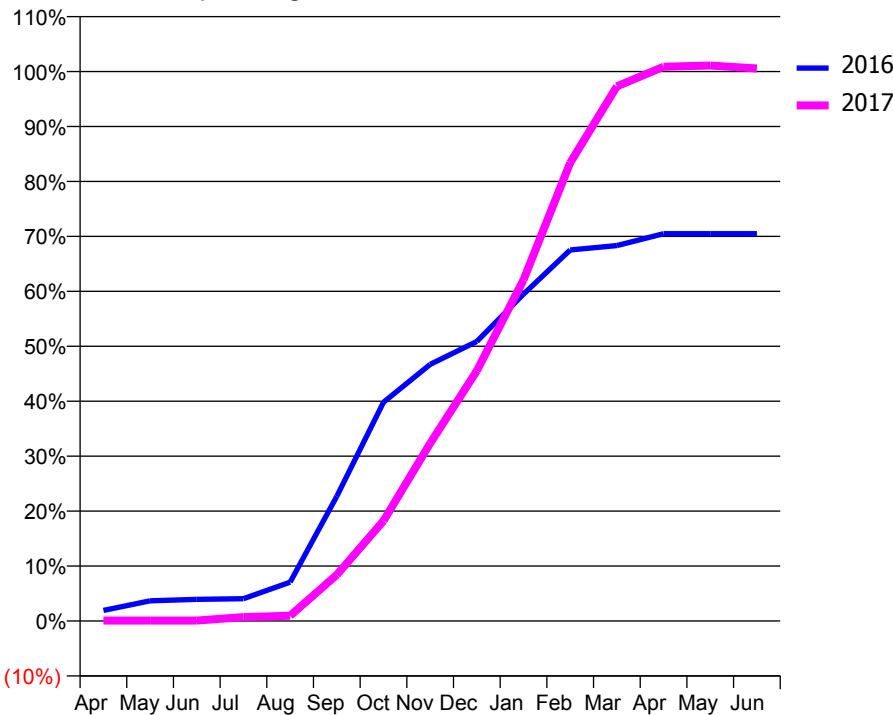
ACCESS*

Patients seen in 24 months	Total	Change since previous quarter
Quarter ending March 2016	730	
Quarter ending June 2016	469	↓
Quarter ending September 2016	410	↓
Quarter ending December 2016	640	↑
Quarter ending March 2017	1,067	↑
Variance since March 2016	46.2%	↑



ACTIVITY

Cumulative percentage of contracted UDA delivered 2016 & 2017



Month	Adjusted Scheduled Activity (UDA)	
	2016	2017
April	47	2
May	89	2
June	95	2
July	98	17
August	170	23
September	547	202
October	959	439
November	1,125	779
December	1,226	1,097
January	1,433	1,496
February	1,627	2,009
March	1,646	2,344
April	1,698	2,430
May	1,698	2,435
June	1,698	2,422

QUALITY

	Quantity	Base Number	Contract	AT	Region	England
% of FP17s for the same patient ID Re-attending within 3 months - Children	23	266	8.6%	13.2%	13.3%	12.3%
% of FP17s for the same patient ID Re-attending within 3 months - Adults	92	960	9.6%	17.3%	17.3%	16.7%
% of FP17s for the same patient ID Re-attending between 3 & 9 months - Children	15	266	5.6%	56.9%	58.9%	57.6%
% of FP17s for the same patient ID Re-attending between 3 & 9 months - Adults	44	960	4.6%	50.6%	52.2%	50.1%
% of FP17s for Band 1 Urgent Courses	125	1,255	10.0%	10.9%	9.2%	9.1%
% of FP17s Relating to Free Repair or Replacements	5	1,255	0.4%	0.9%	1.0%	0.8%
% of FP17s Relating to Continuations	26	1,255	2.1%	1.2%	1.4%	1.2%
% of Patients satisfied with the dentistry they have received	2	2	N/A	92.2%	93.1%	92.8%
% of Patients satisfied with the time they had to wait for an appointment	2	2	N/A	88.3%	89.5%	88.7%

* This is based on patients treated on this contract for their most recent course of treatment. Figures in italics indicate the base number of FP17s or Patient Questionnaire responses are less than 100. N/A is shown where the base number of responses is less than 10 during the period. % is calculated as Quantity/Base number*100

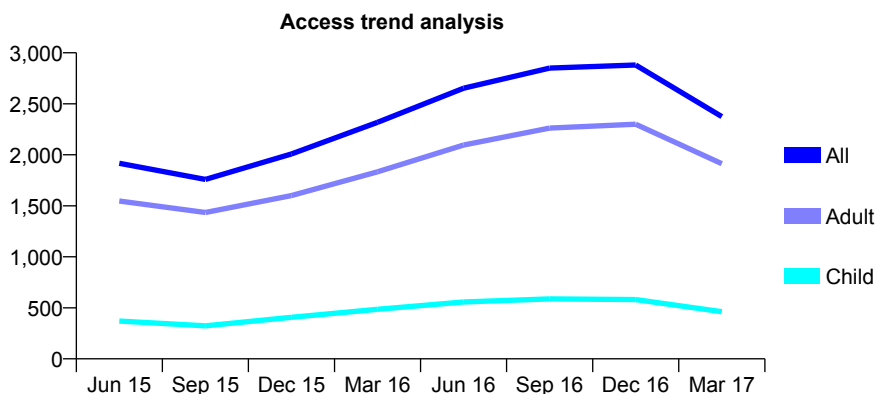
Q47 - Vital Signs At a Glance Contract Report for 752398/0003 - Year end March 2017

Name or company name	MISS KE MAYLE
Contract type name	GDS Contract
Purpose of contract	General
Contract start date	31/08/2011
Contract end date	

16/17 Contracted general activity (UDA)	4,800
Carry forward general activity (UDA)	-25
16/17 Contracted orthodontic activity (UOA)	0
Carry forward orthodontic activity (UOA)	0
Baseline contract value	£126,346.10

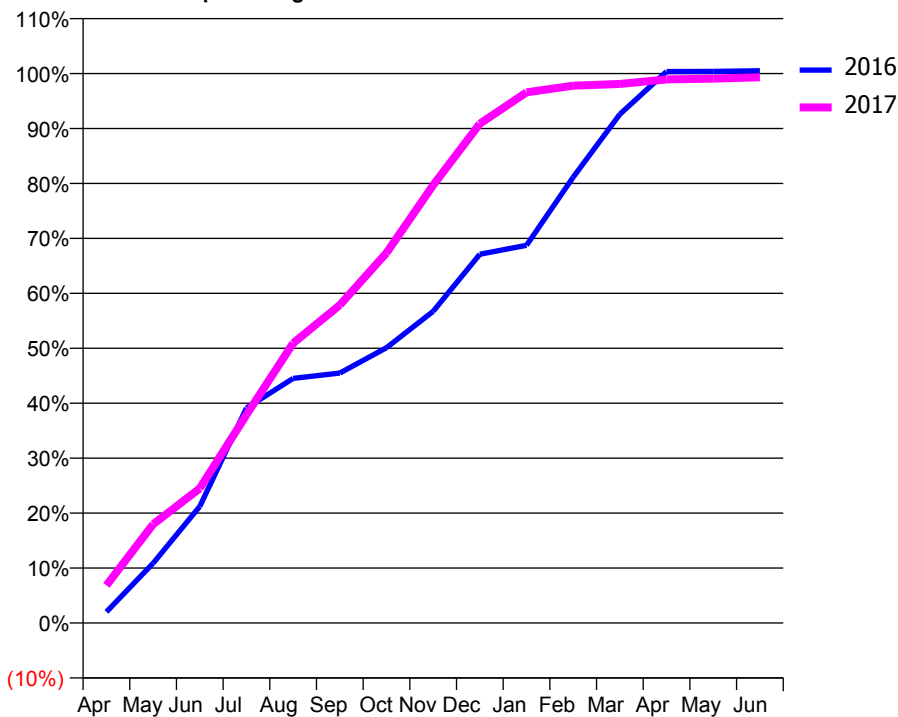
ACCESS*

Patients seen in 24 months	Total	Change since previous quarter
Quarter ending March 2016	2,318	
Quarter ending June 2016	2,653	↑
Quarter ending September 2016	2,850	↑
Quarter ending December 2016	2,881	→
Quarter ending March 2017	2,375	↓
Variance since March 2016	2.5%	↑



ACTIVITY

Cumulative percentage of contracted UDA delivered 2016 & 2017



Month	Adjusted Scheduled Activity (UDA)	
	2016	2017
April	98	329
May	522	863
June	1,019	1,176
July	1,879	1,819
August	2,137	2,445
September	2,183	2,777
October	2,405	3,232
November	2,722	3,825
December	3,221	4,361
January	3,299	4,636
February	3,894	4,694
March	4,445	4,709
April	4,818	4,748
May	4,819	4,755
June	4,825	4,767

QUALITY

	Quantity	Base Number	Contract	AT	Region	England
% of FP17s for the same patient ID Re-attending within 3 months - Children	64	779	8.2%	13.2%	13.3%	12.3%
% of FP17s for the same patient ID Re-attending within 3 months - Adults	387	2,808	13.8%	17.3%	17.3%	16.7%
% of FP17s for the same patient ID Re-attending between 3 & 9 months - Children	338	779	43.4%	56.9%	58.9%	57.6%
% of FP17s for the same patient ID Re-attending between 3 & 9 months - Adults	859	2,808	30.6%	50.6%	52.2%	50.1%
% of FP17s for Band 1 Urgent Courses	184	2,553	7.2%	10.9%	9.2%	9.1%
% of FP17s Relating to Free Repair or Replacements	57	2,553	2.2%	0.9%	1.0%	0.8%
% of FP17s Relating to Continuations	71	2,553	2.8%	1.2%	1.4%	1.2%
% of Patients satisfied with the dentistry they have received	4	7	N/A	92.2%	93.1%	92.8%
% of Patients satisfied with the time they had to wait for an appointment	6	7	N/A	88.3%	89.5%	88.7%

* This is based on patients treated on this contract for their most recent course of treatment. Figures in italics indicate the base number of FP17s or Patient Questionnaire responses are less than 100. N/A is shown where the base number of responses is less than 10 during the period. % is calculated as Quantity/Base number*100

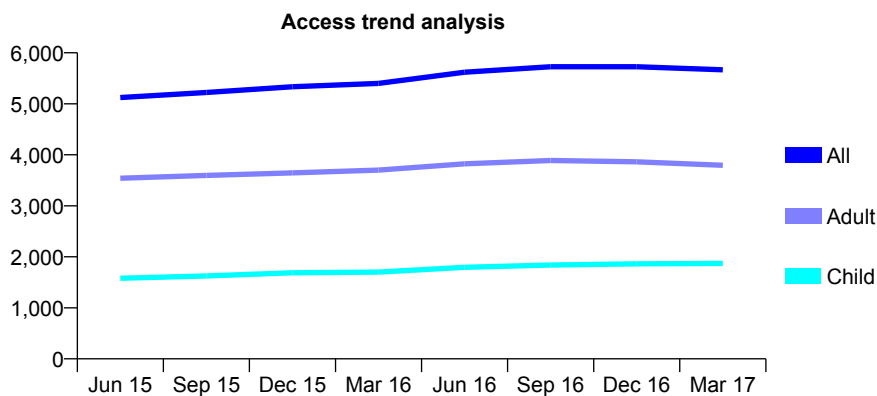
Q47 - Vital Signs At a Glance Contract Report for 755125/0003 - Year end March 2017

Name or company name	MR AM MALIK
Contract type name	GDS Contract
Purpose of contract	General
Contract start date	01/04/2006
Contract end date	

16/17 Contracted general activity (UDA)	15,265
Carry forward general activity (UDA)	-270
16/17 Contracted orthodontic activity (UOA)	0
Carry forward orthodontic activity (UOA)	0
Baseline contract value	£396,872.95

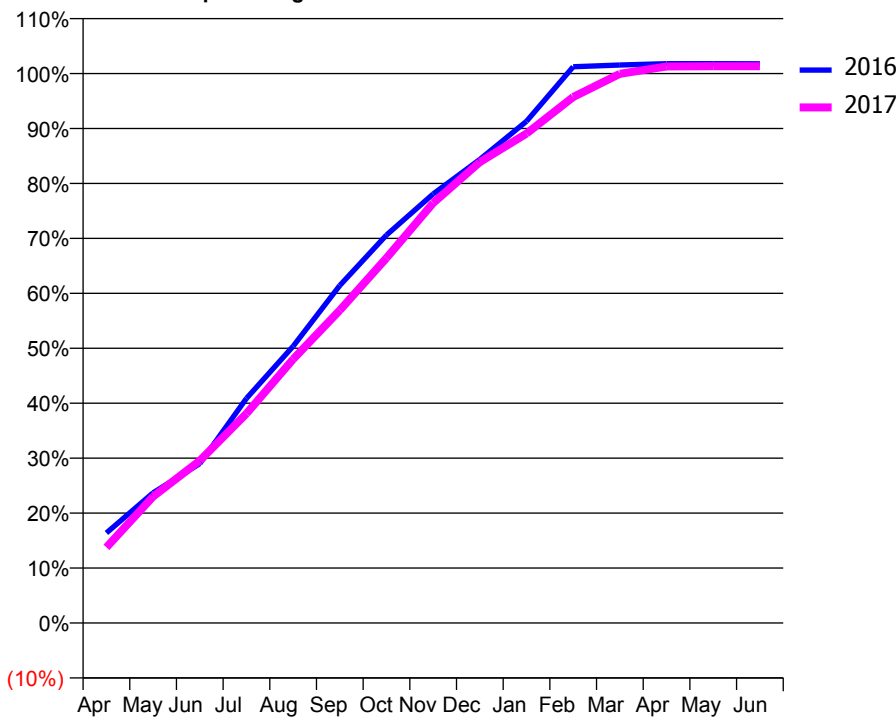
ACCESS*

Patients seen in 24 months	Total	Change since previous quarter
Quarter ending March 2016	5,401	
Quarter ending June 2016	5,619	↑
Quarter ending September 2016	5,728	→
Quarter ending December 2016	5,727	→
Quarter ending March 2017	5,666	↓
Variance since March 2016	4.9%	↑



ACTIVITY

Cumulative percentage of contracted UDA delivered 2016 & 2017



Month	Adjusted Scheduled Activity (UDA)	
	2016	2017
April	2,501	2,101
May	3,617	3,513
June	4,429	4,509
July	6,239	5,817
August	7,690	7,330
September	9,377	8,688
October	10,777	10,140
November	11,918	11,665
December	12,878	12,804
January	13,938	13,596
February	15,452	14,612
March	15,502	15,256
April	15,537	15,460
May	15,536	15,466
June	15,535	15,467

QUALITY

	Quantity	Base Number	Contract	AT	Region	England
% of FP17s for the same patient ID Re-attending within 3 months - Children	208	2,521	8.3%	13.2%	13.3%	12.3%
% of FP17s for the same patient ID Re-attending within 3 months - Adults	1,077	5,050	21.3%	17.3%	17.3%	16.7%
% of FP17s for the same patient ID Re-attending between 3 & 9 months - Children	1,188	2,521	47.1%	56.9%	58.9%	57.6%
% of FP17s for the same patient ID Re-attending between 3 & 9 months - Adults	2,170	5,050	43.0%	50.6%	52.2%	50.1%
% of FP17s for Band 1 Urgent Courses	1,112	6,994	15.9%	10.9%	9.2%	9.1%
% of FP17s Relating to Free Repair or Replacements	26	6,994	0.4%	0.9%	1.0%	0.8%
% of FP17s Relating to Continuations	34	6,994	0.5%	1.2%	1.4%	1.2%
% of Patients satisfied with the dentistry they have received	5	8	N/A	92.2%	93.1%	92.8%
% of Patients satisfied with the time they had to wait for an appointment	3	8	N/A	88.3%	89.5%	88.7%

* This is based on patients treated on this contract for their most recent course of treatment. Figures in italics indicate the base number of FP17s or Patient Questionnaire responses are less than 100. N/A is shown where the base number of responses is less than 10 during the period. % is calculated as Quantity/Base number*100

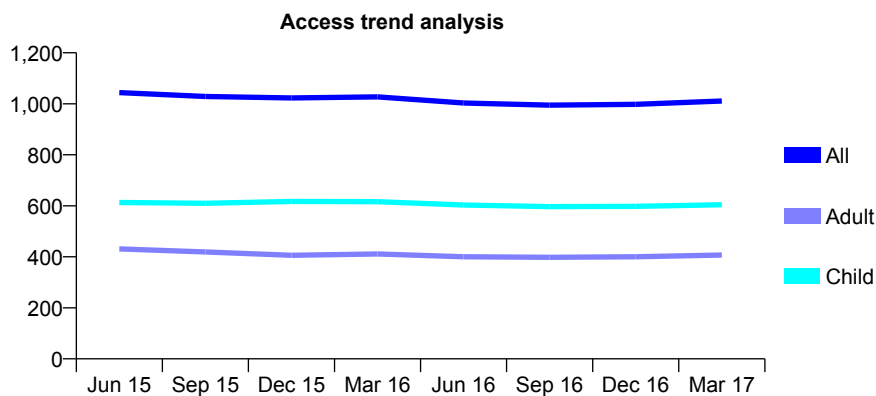
Q47 - Vital Signs At a Glance Contract Report for 75559/0001 - Year end March 2017

Name or company name	MR SA DADABHAI
Contract type name	GDS Contract
Purpose of contract	General
Contract start date	01/04/2006
Contract end date	

16/17 Contracted general activity (UDA)	3,006
Carry forward general activity (UDA)	-60
16/17 Contracted orthodontic activity (UOA)	0
Carry forward orthodontic activity (UOA)	0
Baseline contract value	£75,696.42

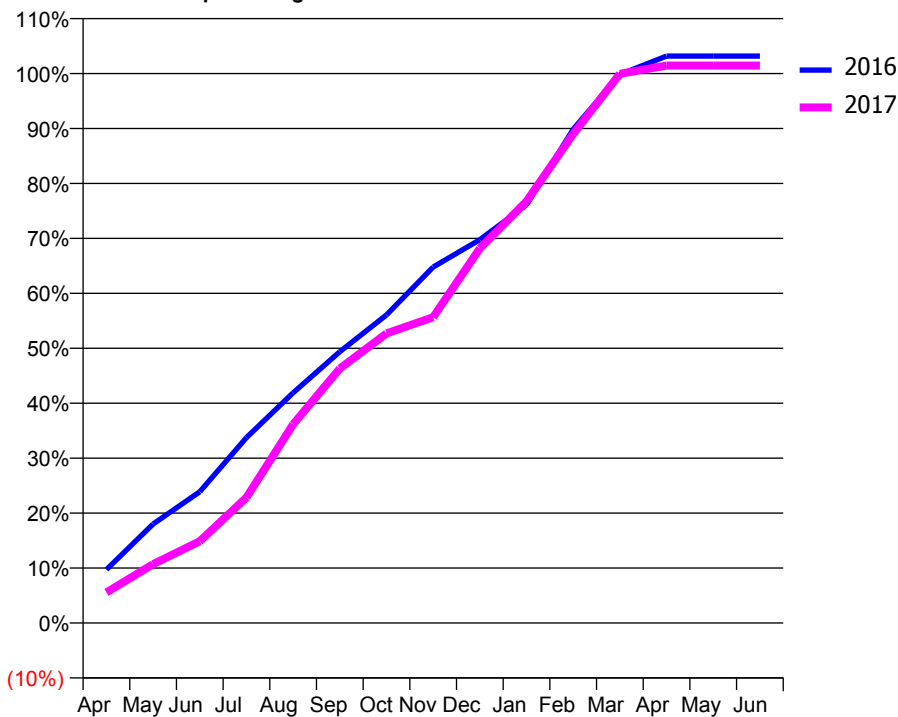
ACCESS*

Patients seen in 24 months	Total	Change since previous quarter
Quarter ending March 2016	1,027	
Quarter ending June 2016	1,003	↓
Quarter ending September 2016	995	→
Quarter ending December 2016	998	→
Quarter ending March 2017	1,011	→
Variance since March 2016	(1.6%)	↓



ACTIVITY

Cumulative percentage of contracted UDA delivered 2016 & 2017



Adjusted Scheduled Activity (UDA)

Month	2016	2017
April	292	167
May	542	322
June	718	448
July	1,014	687
August	1,259	1,087
September	1,484	1,392
October	1,686	1,584
November	1,947	1,673
December	2,097	2,049
January	2,288	2,307
February	2,701	2,676
March	3,001	3,004
April	3,101	3,049
May	3,101	3,049
June	3,101	3,049

QUALITY

	Quantity	Base Number	Contract	AT	Region	England
% of FP17s for the same patient ID Re-attending within 3 months - Children	184	1,169	15.7%	13.2%	13.3%	12.3%
% of FP17s for the same patient ID Re-attending within 3 months - Adults	74	525	14.1%	17.3%	17.3%	16.7%
% of FP17s for the same patient ID Re-attending between 3 & 9 months - Children	767	1,169	65.6%	56.9%	58.9%	57.6%
% of FP17s for the same patient ID Re-attending between 3 & 9 months - Adults	301	525	57.3%	50.6%	52.2%	50.1%
% of FP17s for Band 1 Urgent Courses	66	1,673	3.9%	10.9%	9.2%	9.1%
% of FP17s Relating to Free Repair or Replacements	0	1,673	0.0%	0.9%	1.0%	0.8%
% of FP17s Relating to Continuations	1	1,673	0.1%	1.2%	1.4%	1.2%
% of Patients satisfied with the dentistry they have received	2	2	N/A	92.2%	93.1%	92.8%
% of Patients satisfied with the time they had to wait for an appointment	2	2	N/A	88.3%	89.5%	88.7%

* This is based on patients treated on this contract for their most recent course of treatment. Figures in italics indicate the base number of FP17s or Patient Questionnaire responses are less than 100. N/A is shown where the base number of responses is less than 10 during the period. % is calculated as Quantity/Base number*100

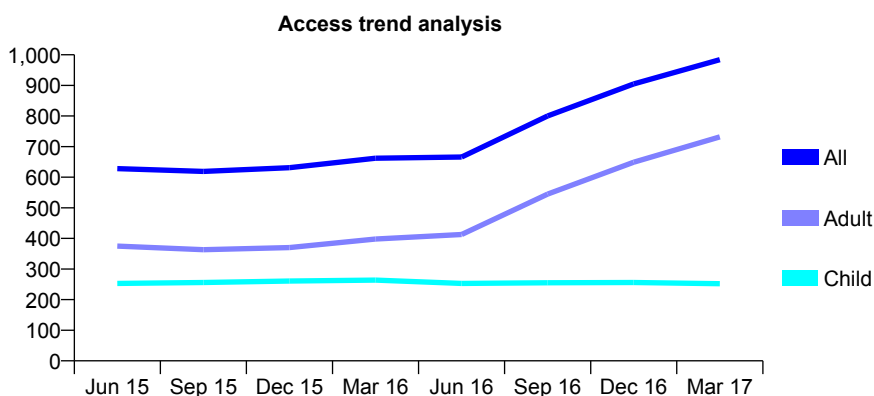
Q47 - Vital Signs At a Glance Contract Report for 779490/0001 - Year end March 2017

Name or company name	MR M RADOVANOVICH
Contract type name	GDS Contract
Purpose of contract	General
Contract start date	05/05/2006
Contract end date	

16/17 Contracted general activity (UDA)	2,315
Carry forward general activity (UDA)	0
16/17 Contracted orthodontic activity (UOA)	0
Carry forward orthodontic activity (UOA)	0
Baseline contract value	£51,136.15

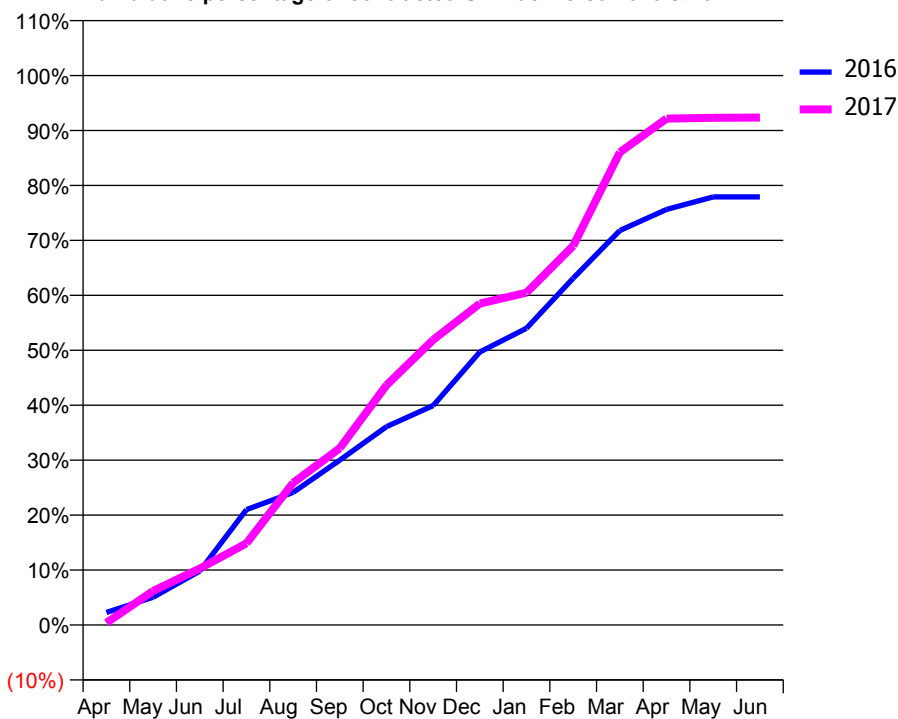
ACCESS*

Patients seen in 24 months	Total	Change since previous quarter
Quarter ending March 2016	662	
Quarter ending June 2016	666	→
Quarter ending September 2016	800	↑
Quarter ending December 2016	905	↑
Quarter ending March 2017	984	↑
Variance since March 2016	48.6%	↑



ACTIVITY

Cumulative percentage of contracted UDA delivered 2016 & 2017



Adjusted Scheduled Activity (UDA)

Month	2016	2017
April	53	9
May	117	144
June	227	238
July	486	344
August	559	599
September	695	745
October	836	1,010
November	924	1,201
December	1,150	1,354
January	1,250	1,400
February	1,461	1,597
March	1,662	1,992
April	1,751	2,134
May	1,804	2,137
June	1,804	2,138

QUALITY

	Quantity	Base Number	Contract	AT	Region	England
% of FP17s for the same patient ID Re-attending within 3 months - Children	32	372	8.6%	13.2%	13.3%	12.3%
% of FP17s for the same patient ID Re-attending within 3 months - Adults	74	819	9.0%	17.3%	17.3%	16.7%
% of FP17s for the same patient ID Re-attending between 3 & 9 months - Children	241	372	64.8%	56.9%	58.9%	57.6%
% of FP17s for the same patient ID Re-attending between 3 & 9 months - Adults	240	819	29.3%	50.6%	52.2%	50.1%
% of FP17s for Band 1 Urgent Courses	7	1,195	0.6%	10.9%	9.2%	9.1%
% of FP17s Relating to Free Repair or Replacements	0	1,195	0.0%	0.9%	1.0%	0.8%
% of FP17s Relating to Continuations	0	1,195	0.0%	1.2%	1.4%	1.2%
% of Patients satisfied with the dentistry they have received	3	3	N/A	92.2%	93.1%	92.8%
% of Patients satisfied with the time they had to wait for an appointment	3	3	N/A	88.3%	89.5%	88.7%

* This is based on patients treated on this contract for their most recent course of treatment. Figures in italics indicate the base number of FP17s or Patient Questionnaire responses are less than 100. N/A is shown where the base number of responses is less than 10 during the period. % is calculated as Quantity/Base number*100

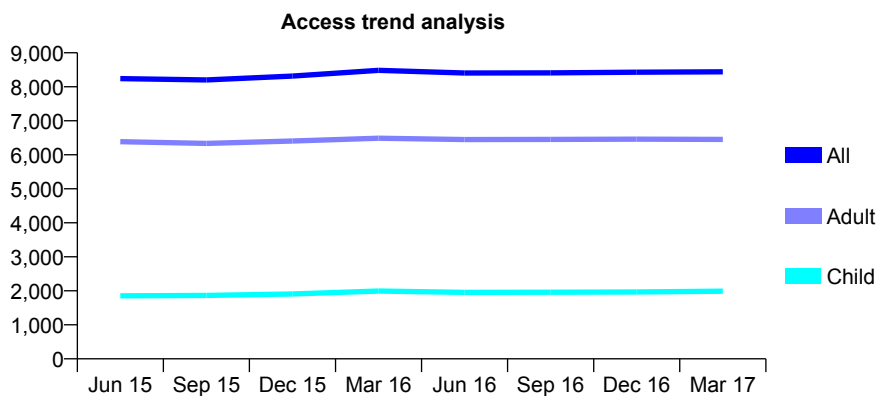
Q47 - Vital Signs At a Glance Contract Report for 788511/0001 - Year end March 2017

Name or company name	MR MA BEST
Contract type name	GDS Contract
Purpose of contract	General
Contract start date	01/09/2011
Contract end date	

16/17 Contracted general activity (UDA)	26,540
Carry forward general activity (UDA)	0
16/17 Contracted orthodontic activity (UOA)	0
Carry forward orthodontic activity (UOA)	0
Baseline contract value	£841,896.43

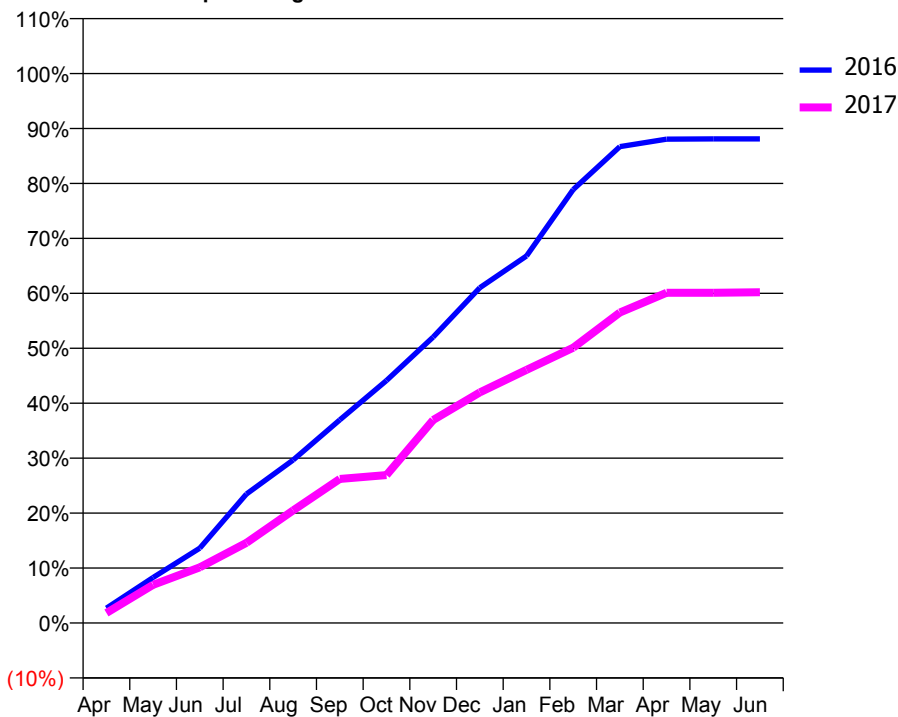
ACCESS*

Patients seen in 24 months	Total	Change since previous quarter
Quarter ending March 2016	8,483	
Quarter ending June 2016	8,404	→
Quarter ending September 2016	8,408	→
Quarter ending December 2016	8,429	→
Quarter ending March 2017	8,442	→
Variance since March 2016	(0.5%)	→



ACTIVITY

Cumulative percentage of contracted UDA delivered 2016 & 2017



Adjusted Scheduled Activity (UDA)

Month	2016	2017
April	637	487
May	1,949	1,847
June	3,201	2,688
July	5,517	3,873
August	6,974	5,439
September	8,690	6,958
October	10,373	7,147
November	12,229	9,805
December	14,342	11,138
January	15,698	12,226
February	18,537	13,295
March	20,371	14,999
April	20,690	15,948
May	20,704	15,951
June	20,704	15,978

QUALITY

	Quantity	Base Number	Contract	AT	Region	England
% of FP17s for the same patient ID Re-attending within 3 months - Children	378	2,720	13.9%	13.2%	13.3%	12.3%
% of FP17s for the same patient ID Re-attending within 3 months - Adults	1,055	6,491	16.3%	17.3%	17.3%	16.7%
% of FP17s for the same patient ID Re-attending between 3 & 9 months - Children	1,433	2,720	52.7%	56.9%	58.9%	57.6%
% of FP17s for the same patient ID Re-attending between 3 & 9 months - Adults	2,273	6,491	35.0%	50.6%	52.2%	50.1%
% of FP17s for Band 1 Urgent Courses	800	8,457	9.5%	10.9%	9.2%	9.1%
% of FP17s Relating to Free Repair or Replacements	59	8,457	0.7%	0.9%	1.0%	0.8%
% of FP17s Relating to Continuations	132	8,457	1.6%	1.2%	1.4%	1.2%
% of Patients satisfied with the dentistry they have received	11	11	100.0%	92.2%	93.1%	92.8%
% of Patients satisfied with the time they had to wait for an appointment	11	11	100.0%	88.3%	89.5%	88.7%

* This is based on patients treated on this contract for their most recent course of treatment. Figures in italics indicate the base number of FP17s or Patient Questionnaire responses are less than 100. N/A is shown where the base number of responses is less than 10 during the period. % is calculated as Quantity/Base number*100

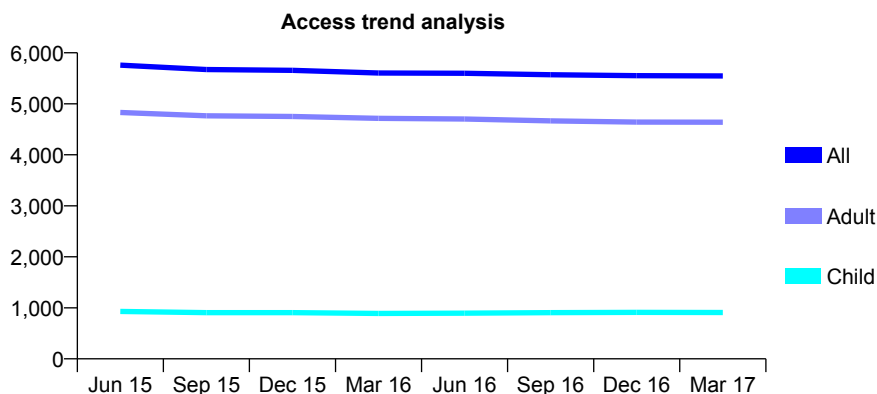
Q47 - Vital Signs At a Glance Contract Report for 801968/0001 - Year end March 2017

Name or company name	MR J BENSON
Contract type name	GDS Contract
Purpose of contract	General
Contract start date	01/04/2006
Contract end date	

16/17 Contracted general activity (UDA)	18,391
Carry forward general activity (UDA)	133
16/17 Contracted orthodontic activity (UOA)	0
Carry forward orthodontic activity (UOA)	0
Baseline contract value	£449,119.36

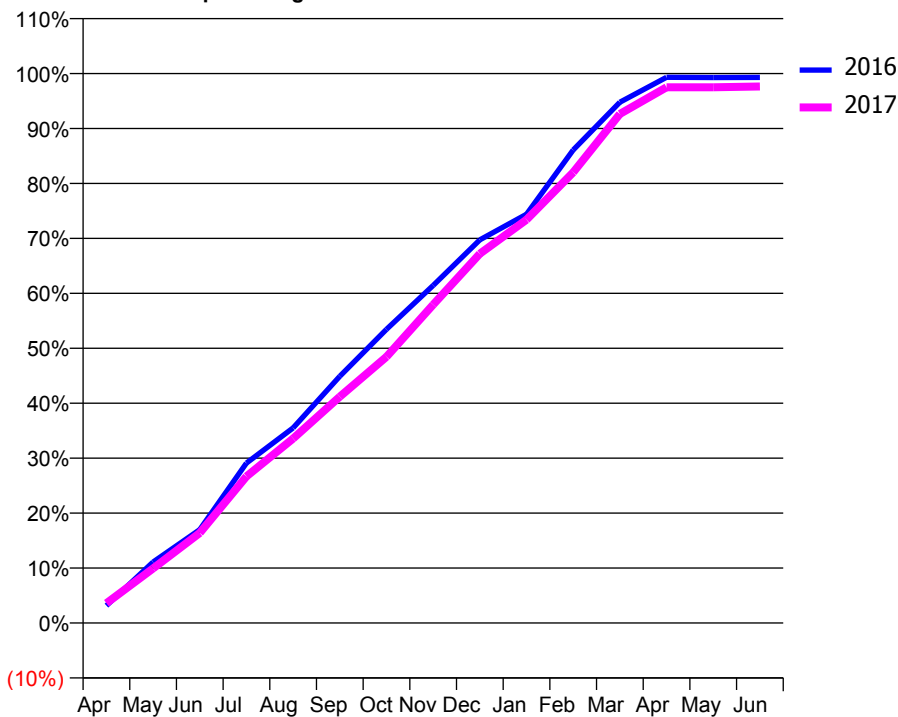
ACCESS*

Patients seen in 24 months	Total	Change since previous quarter
Quarter ending March 2016	5,605	
Quarter ending June 2016	5,599	→
Quarter ending September 2016	5,571	→
Quarter ending December 2016	5,552	→
Quarter ending March 2017	5,546	→
Variance since March 2016	(1.1%)	↓



ACTIVITY

Cumulative percentage of contracted UDA delivered 2016 & 2017



Adjusted Scheduled Activity (UDA)

Month	2016	2017
April	582	662
May	2,040	1,827
June	3,127	3,016
July	5,353	4,906
August	6,534	6,176
September	8,258	7,577
October	9,828	8,910
November	11,299	10,654
December	12,825	12,362
January	13,682	13,497
February	15,831	15,083
March	17,429	17,037
April	18,266	17,928
May	18,256	17,928
June	18,258	17,958

QUALITY

	Quantity	Base Number	Contract	AT	Region	England
% of FP17s for the same patient ID Re-attending within 3 months - Children	80	1,312	6.1%	13.2%	13.3%	12.3%
% of FP17s for the same patient ID Re-attending within 3 months - Adults	1,071	7,112	15.1%	17.3%	17.3%	16.7%
% of FP17s for the same patient ID Re-attending between 3 & 9 months - Children	793	1,312	60.4%	56.9%	58.9%	57.6%
% of FP17s for the same patient ID Re-attending between 3 & 9 months - Adults	4,337	7,112	61.0%	50.6%	52.2%	50.1%
% of FP17s for Band 1 Urgent Courses	299	8,435	3.5%	10.9%	9.2%	9.1%
% of FP17s Relating to Free Repair or Replacements	136	8,435	1.6%	0.9%	1.0%	0.8%
% of FP17s Relating to Continuations	89	8,435	1.1%	1.2%	1.4%	1.2%
% of Patients satisfied with the dentistry they have received	18	19	94.7%	92.2%	93.1%	92.8%
% of Patients satisfied with the time they had to wait for an appointment	18	19	94.7%	88.3%	89.5%	88.7%

* This is based on patients treated on this contract for their most recent course of treatment. Figures in italics indicate the base number of FP17s or Patient Questionnaire responses are less than 100. N/A is shown where the base number of responses is less than 10 during the period. % is calculated as Quantity/Base number*100

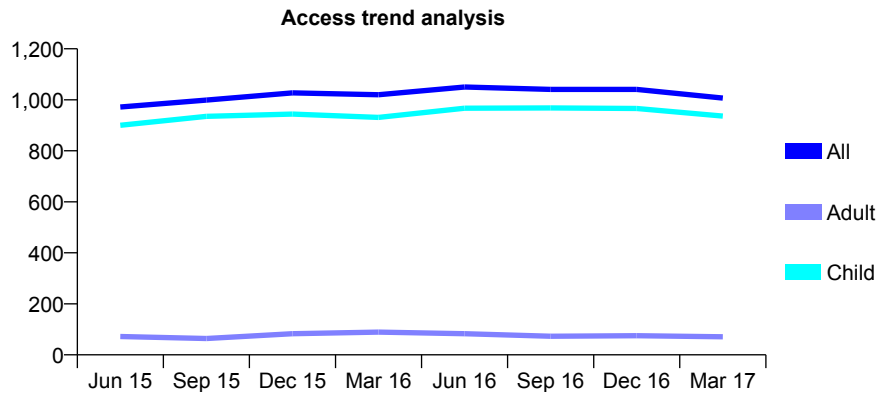
Q47 - Vital Signs At a Glance Contract Report for 814296/0001 - Year end March 2017

Name or company name	MR AW ROBINSON
Contract type name	GDS Contract
Purpose of contract	General
Contract start date	01/04/2006
Contract end date	

16/17 Contracted general activity (UDA)	1,500
Carry forward general activity (UDA)	-30
16/17 Contracted orthodontic activity (UOA)	0
Carry forward orthodontic activity (UOA)	0
Baseline contract value	£43,853.84

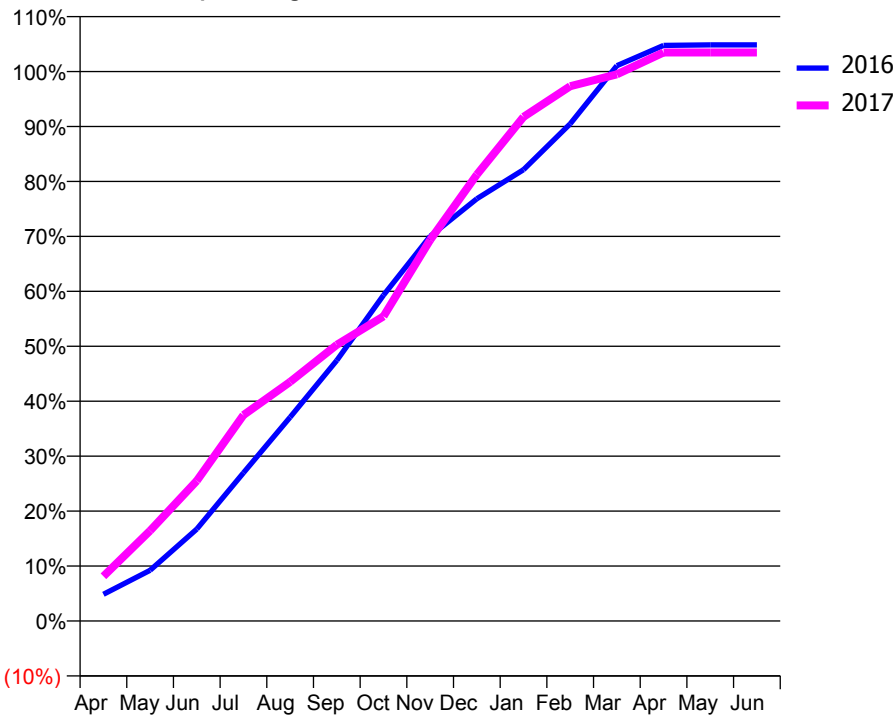
ACCESS*

Patients seen in 24 months	Total	Change since previous quarter
Quarter ending March 2016	1,020	
Quarter ending June 2016	1,050	↑
Quarter ending September 2016	1,041	→
Quarter ending December 2016	1,041	→
Quarter ending March 2017	1,007	↓
Variance since March 2016	(1.3%)	↓



ACTIVITY

Cumulative percentage of contracted UDA delivered 2016 & 2017



Month	Adjusted Scheduled Activity (UDA)	
	2016	2017
April	73	122
May	139	247
June	251	383
July	405	562
August	556	653
September	712	754
October	889	832
November	1,050	1,040
December	1,153	1,219
January	1,232	1,376
February	1,357	1,460
March	1,516	1,492
April	1,571	1,552
May	1,573	1,552
June	1,573	1,552

QUALITY

	Quantity	Base Number	Contract	AT	Region	England
% of FP17s for the same patient ID Re-attending within 3 months - Children	102	1,133	9.0%	13.2%	13.3%	12.3%
% of FP17s for the same patient ID Re-attending within 3 months - Adults	0	0	N/A	17.3%	17.3%	16.7%
% of FP17s for the same patient ID Re-attending between 3 & 9 months - Children	594	1,133	52.4%	56.9%	58.9%	57.6%
% of FP17s for the same patient ID Re-attending between 3 & 9 months - Adults	0	0	N/A	50.6%	52.2%	50.1%
% of FP17s for Band 1 Urgent Courses	104	1,126	9.2%	10.9%	9.2%	9.1%
% of FP17s Relating to Free Repair or Replacements	0	1,126	0.0%	0.9%	1.0%	0.8%
% of FP17s Relating to Continuations	0	1,126	0.0%	1.2%	1.4%	1.2%
% of Patients satisfied with the dentistry they have received	0	0	N/A	92.2%	93.1%	92.8%
% of Patients satisfied with the time they had to wait for an appointment	0	0	N/A	88.3%	89.5%	88.7%

* This is based on patients treated on this contract for their most recent course of treatment. Figures in italics indicate the base number of FP17s or Patient Questionnaire responses are less than 100. N/A is shown where the base number of responses is less than 10 during the period. % is calculated as Quantity/Base number*100

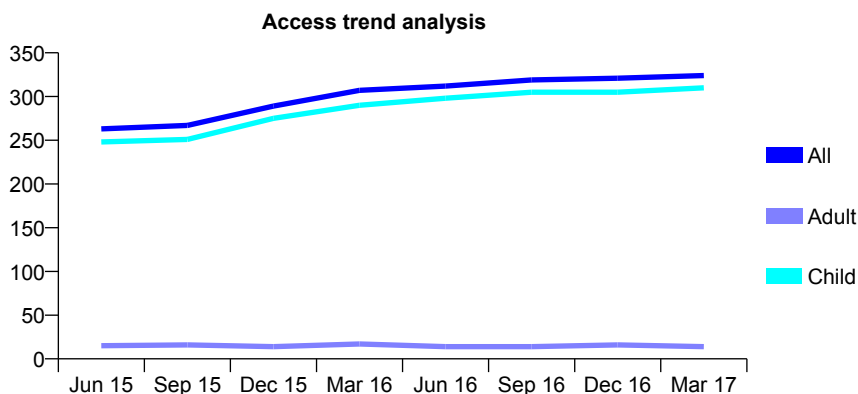
Q47 - Vital Signs At a Glance Contract Report for 814490/0001 - Year end March 2017

Name or company name	MR MA POWELL
Contract type name	GDS Contract
Purpose of contract	General
Contract start date	01/04/2006
Contract end date	

16/17 Contracted general activity (UDA)	795
Carry forward general activity (UDA)	-3
16/17 Contracted orthodontic activity (UOA)	0
Carry forward orthodontic activity (UOA)	0
Baseline contract value	£18,815.74

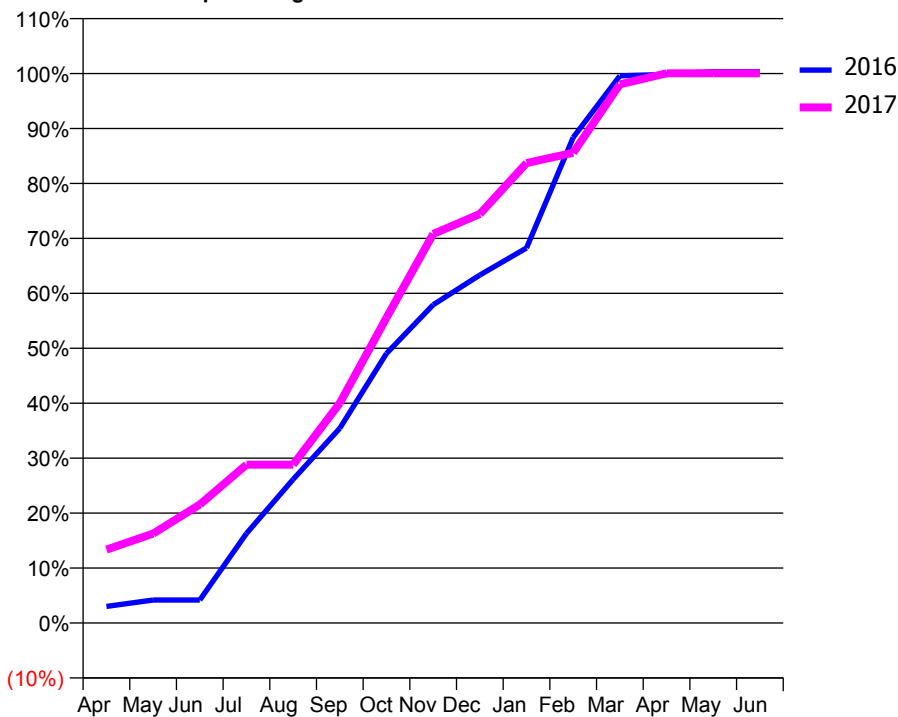
ACCESS*

Patients seen in 24 months	Total	Change since previous quarter
Quarter ending March 2016	307	
Quarter ending June 2016	312	→
Quarter ending September 2016	319	↑
Quarter ending December 2016	321	→
Quarter ending March 2017	324	→
Variance since March 2016	5.5%	↑



ACTIVITY

Cumulative percentage of contracted UDA delivered 2016 & 2017



Month	Adjusted Scheduled Activity (UDA)	
	2016	2017
April	24	106
May	33	129
June	33	171
July	130	229
August	208	229
September	282	318
October	390	442
November	460	563
December	503	592
January	543	665
February	703	680
March	792	779
April	794	795
May	798	795
June	798	795

QUALITY

	Quantity	Base Number	Contract	AT	Region	England
% of FP17s for the same patient ID Re-attending within 3 months - Children	50	517	9.7%	13.2%	13.3%	12.3%
% of FP17s for the same patient ID Re-attending within 3 months - Adults	0	0	N/A	17.3%	17.3%	16.7%
% of FP17s for the same patient ID Re-attending between 3 & 9 months - Children	349	517	67.5%	56.9%	58.9%	57.6%
% of FP17s for the same patient ID Re-attending between 3 & 9 months - Adults	0	0	N/A	50.6%	52.2%	50.1%
% of FP17s for Band 1 Urgent Courses	12	525	2.3%	10.9%	9.2%	9.1%
% of FP17s Relating to Free Repair or Replacements	0	525	0.0%	0.9%	1.0%	0.8%
% of FP17s Relating to Continuations	0	525	0.0%	1.2%	1.4%	1.2%
% of Patients satisfied with the dentistry they have received	0	0	N/A	92.2%	93.1%	92.8%
% of Patients satisfied with the time they had to wait for an appointment	0	0	N/A	88.3%	89.5%	88.7%

* This is based on patients treated on this contract for their most recent course of treatment. Figures in italics indicate the base number of FP17s or Patient Questionnaire responses are less than 100. N/A is shown where the base number of responses is less than 10 during the period. % is calculated as Quantity/Base number*100

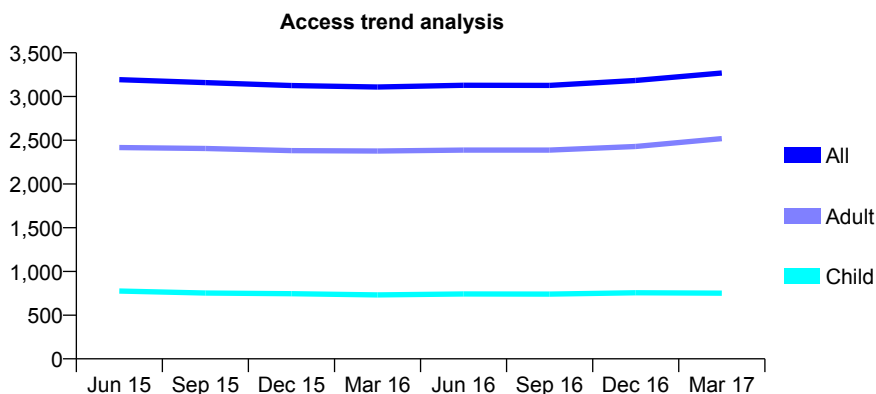
Q47 - Vital Signs At a Glance Contract Report for 819964/0001 - Year end March 2017

Name or company name	MRS A KING
Contract type name	GDS Contract
Purpose of contract	General
Contract start date	01/04/2006
Contract end date	

16/17 Contracted general activity (UDA)	10,098
Carry forward general activity (UDA)	143
16/17 Contracted orthodontic activity (UOA)	0
Carry forward orthodontic activity (UOA)	0
Baseline contract value	£287,353.45

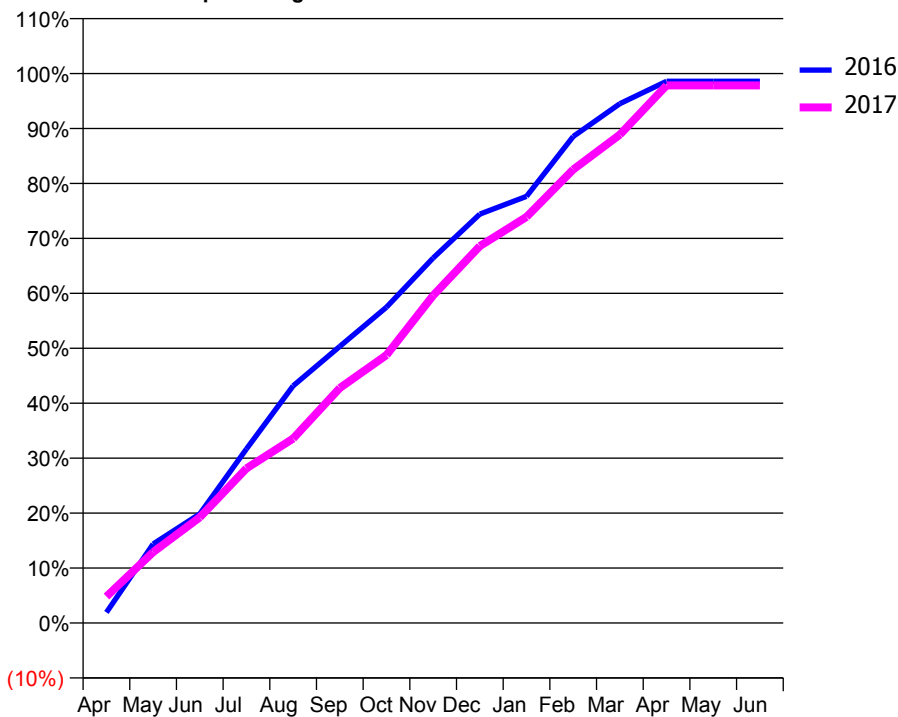
ACCESS*

Patients seen in 24 months	Total	Change since previous quarter
Quarter ending March 2016	3,109	
Quarter ending June 2016	3,129	→
Quarter ending September 2016	3,127	→
Quarter ending December 2016	3,183	→
Quarter ending March 2017	3,269	↑
Variance since March 2016	5.1%	↑



ACTIVITY

Cumulative percentage of contracted UDA delivered 2016 & 2017



Adjusted Scheduled Activity (UDA)

Month	2016	2017
April	196	488
May	1,451	1,303
June	2,006	1,941
July	3,198	2,841
August	4,358	3,390
September	5,084	4,318
October	5,804	4,924
November	6,709	6,020
December	7,516	6,926
January	7,840	7,462
February	8,942	8,333
March	9,544	8,974
April	9,955	9,880
May	9,955	9,878
June	9,955	9,879

QUALITY

	Quantity	Base Number	Contract	AT	Region	England
% of FP17s for the same patient ID Re-attending within 3 months - Children	183	1,419	12.9%	13.2%	13.3%	12.3%
% of FP17s for the same patient ID Re-attending within 3 months - Adults	570	4,363	13.1%	17.3%	17.3%	16.7%
% of FP17s for the same patient ID Re-attending between 3 & 9 months - Children	924	1,419	65.1%	56.9%	58.9%	57.6%
% of FP17s for the same patient ID Re-attending between 3 & 9 months - Adults	3,051	4,363	69.9%	50.6%	52.2%	50.1%
% of FP17s for Band 1 Urgent Courses	365	6,034	6.0%	10.9%	9.2%	9.1%
% of FP17s Relating to Free Repair or Replacements	59	6,034	1.0%	0.9%	1.0%	0.8%
% of FP17s Relating to Continuations	141	6,034	2.3%	1.2%	1.4%	1.2%
% of Patients satisfied with the dentistry they have received	11	12	91.7%	92.2%	93.1%	92.8%
% of Patients satisfied with the time they had to wait for an appointment	11	12	91.7%	88.3%	89.5%	88.7%

* This is based on patients treated on this contract for their most recent course of treatment. Figures in italics indicate the base number of FP17s or Patient Questionnaire responses are less than 100. N/A is shown where the base number of responses is less than 10 during the period. % is calculated as Quantity/Base number*100

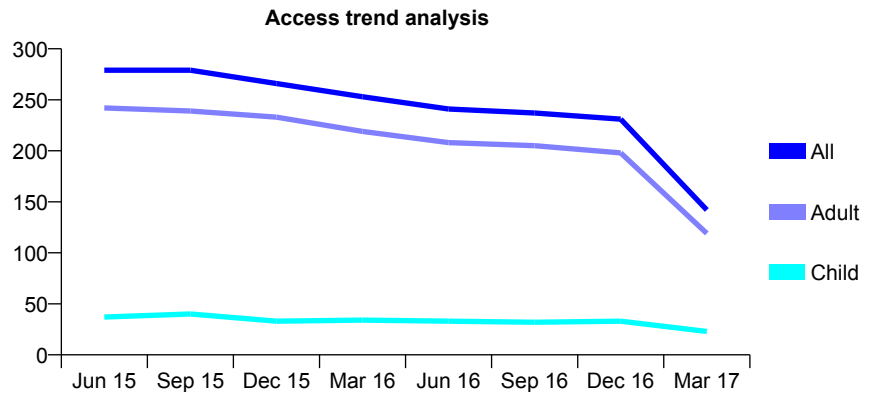
Q47 - Vital Signs At a Glance Contract Report for 819964/0003 - Year end March 2017

Name or company name	MRS A KING
Contract type name	GDS Contract
Purpose of contract	General
Contract start date	01/04/2013
Contract end date	

16/17 Contracted general activity (UDA)	594
Carry forward general activity (UDA)	-12
16/17 Contracted orthodontic activity (UOA)	0
Carry forward orthodontic activity (UOA)	0
Baseline contract value	£56,314.80

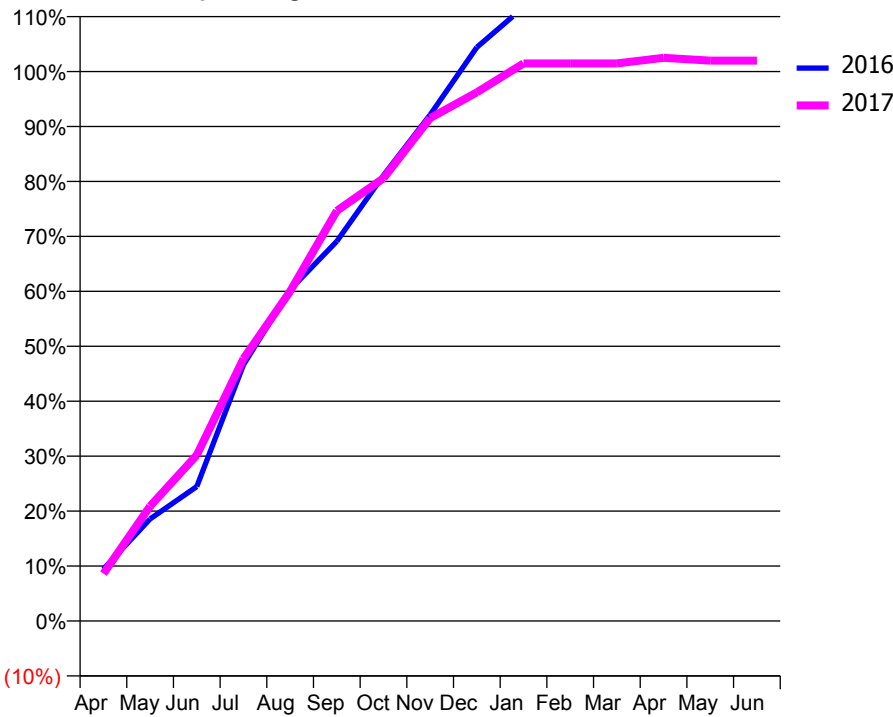
ACCESS*

Patients seen in 24 months	Total	Change since previous quarter
Quarter ending March 2016	253	
Quarter ending June 2016	241	↓
Quarter ending September 2016	237	↓
Quarter ending December 2016	231	↓
Quarter ending March 2017	142	↓
Variance since March 2016	(43.9%)	↓



ACTIVITY

Cumulative percentage of contracted UDA delivered 2016 & 2017



Month	Adjusted Scheduled Activity (UDA)	
	2016	2017
April	56	51
May	110	124
June	145	179
July	277	284
August	358	356
September	410	443
October	482	479
November	547	544
December	620	571
January	663	603
February	747	603
March	771	603
April	790	609
May	790	606
June	790	606

QUALITY

	Quantity	Base Number	Contract	AT	Region	England
% of FP17s for the same patient ID Re-attending within 3 months - Children	16	58	27.6%	13.2%	13.3%	12.3%
% of FP17s for the same patient ID Re-attending within 3 months - Adults	53	277	19.1%	17.3%	17.3%	16.7%
% of FP17s for the same patient ID Re-attending between 3 & 9 months - Children	17	58	29.3%	56.9%	58.9%	57.6%
% of FP17s for the same patient ID Re-attending between 3 & 9 months - Adults	150	277	54.2%	50.6%	52.2%	50.1%
% of FP17s for Band 1 Urgent Courses	34	323	10.5%	10.9%	9.2%	9.1%
% of FP17s Relating to Free Repair or Replacements	3	323	0.9%	0.9%	1.0%	0.8%
% of FP17s Relating to Continuations	12	323	3.7%	1.2%	1.4%	1.2%
% of Patients satisfied with the dentistry they have received	1	1	N/A	92.2%	93.1%	92.8%
% of Patients satisfied with the time they had to wait for an appointment	1	1	N/A	88.3%	89.5%	88.7%

* This is based on patients treated on this contract for their most recent course of treatment. Figures in italics indicate the base number of FP17s or Patient Questionnaire responses are less than 100. N/A is shown where the base number of responses is less than 10 during the period. % is calculated as Quantity/Base number*100

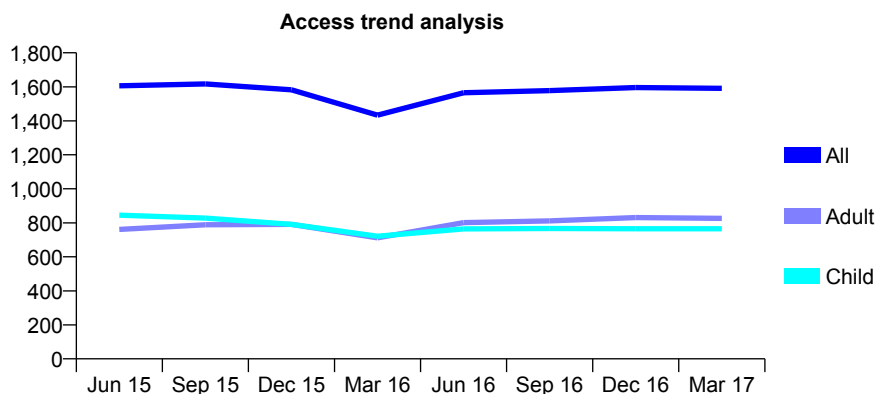
Q47 - Vital Signs At a Glance Contract Report for 821969/0003 - Year end March 2017

Name or company name	MRS H BURNS
Contract type name	GDS Contract
Purpose of contract	General
Contract start date	04/05/2009
Contract end date	

16/17 Contracted general activity (UDA)	6,025
Carry forward general activity (UDA)	0
16/17 Contracted orthodontic activity (UOA)	0
Carry forward orthodontic activity (UOA)	0
Baseline contract value	£110,077.60

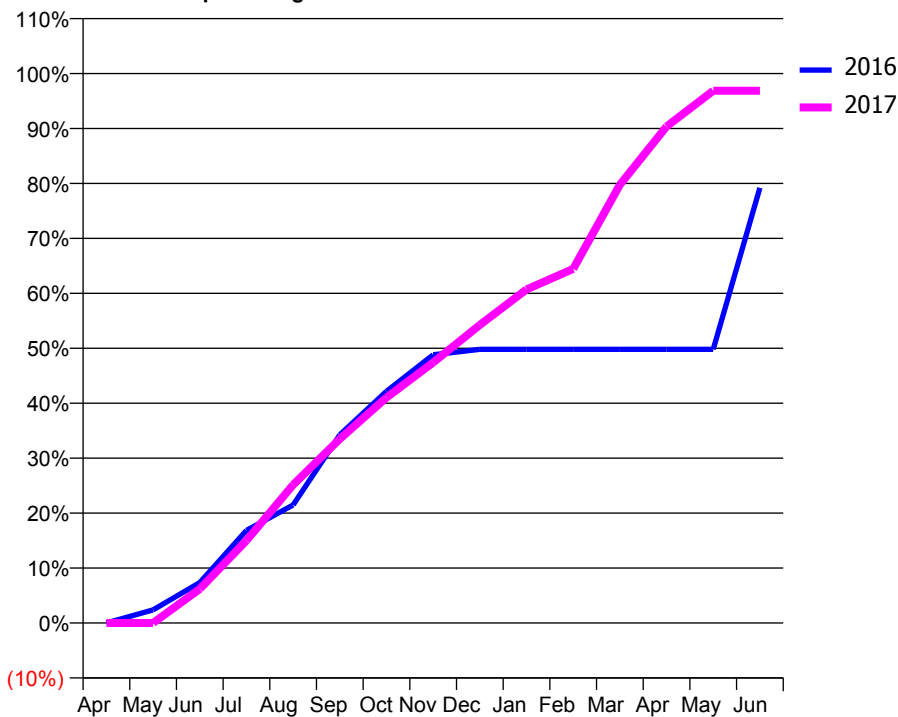
ACCESS*

Patients seen in 24 months	Total	Change since previous quarter
Quarter ending March 2016	1,433	
Quarter ending June 2016	1,565	↑
Quarter ending September 2016	1,578	→
Quarter ending December 2016	1,596	→
Quarter ending March 2017	1,591	→
Variance since March 2016	11.0%	↑



ACTIVITY

Cumulative percentage of contracted UDA delivered 2016 & 2017



Month	Adjusted Scheduled Activity (UDA)	
	2016	2017
April	0	0
May	144	0
June	443	374
July	1,015	904
August	1,294	1,515
September	2,064	2,018
October	2,541	2,471
November	2,941	2,856
December	3,002	3,269
January	3,002	3,657
February	3,002	3,882
March	3,002	4,805
April	3,002	5,444
May	3,002	5,835
June	4,771	5,835

QUALITY

	Quantity	Base Number	Contract	AT	Region	England
% of FP17s for the same patient ID Re-attending within 3 months - Children	24	1,212	2.0%	13.2%	13.3%	12.3%
% of FP17s for the same patient ID Re-attending within 3 months - Adults	40	995	4.0%	17.3%	17.3%	16.7%
% of FP17s for the same patient ID Re-attending between 3 & 9 months - Children	617	1,212	50.9%	56.9%	58.9%	57.6%
% of FP17s for the same patient ID Re-attending between 3 & 9 months - Adults	414	995	41.6%	50.6%	52.2%	50.1%
% of FP17s for Band 1 Urgent Courses	6	1,731	0.3%	10.9%	9.2%	9.1%
% of FP17s Relating to Free Repair or Replacements	0	1,731	0.0%	0.9%	1.0%	0.8%
% of FP17s Relating to Continuations	0	1,731	0.0%	1.2%	1.4%	1.2%
% of Patients satisfied with the dentistry they have received	1	1	N/A	92.2%	93.1%	92.8%
% of Patients satisfied with the time they had to wait for an appointment	1	1	N/A	88.3%	89.5%	88.7%

* This is based on patients treated on this contract for their most recent course of treatment. Figures in italics indicate the base number of FP17s or Patient Questionnaire responses are less than 100. N/A is shown where the base number of responses is less than 10 during the period. % is calculated as Quantity/Base number*100

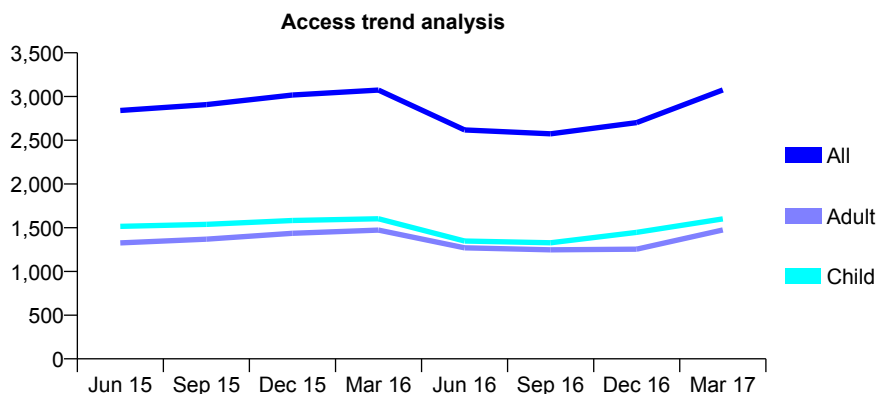
Q47 - Vital Signs At a Glance Contract Report for 842540/0006 - Year end March 2017

Name or company name	MISS JS PRASAD
Contract type name	GDS Contract
Purpose of contract	General
Contract start date	01/04/2014
Contract end date	

16/17 Contracted general activity (UDA)	11,007
Carry forward general activity (UDA)	-137
16/17 Contracted orthodontic activity (UOA)	0
Carry forward orthodontic activity (UOA)	0
Baseline contract value	£257,505.86

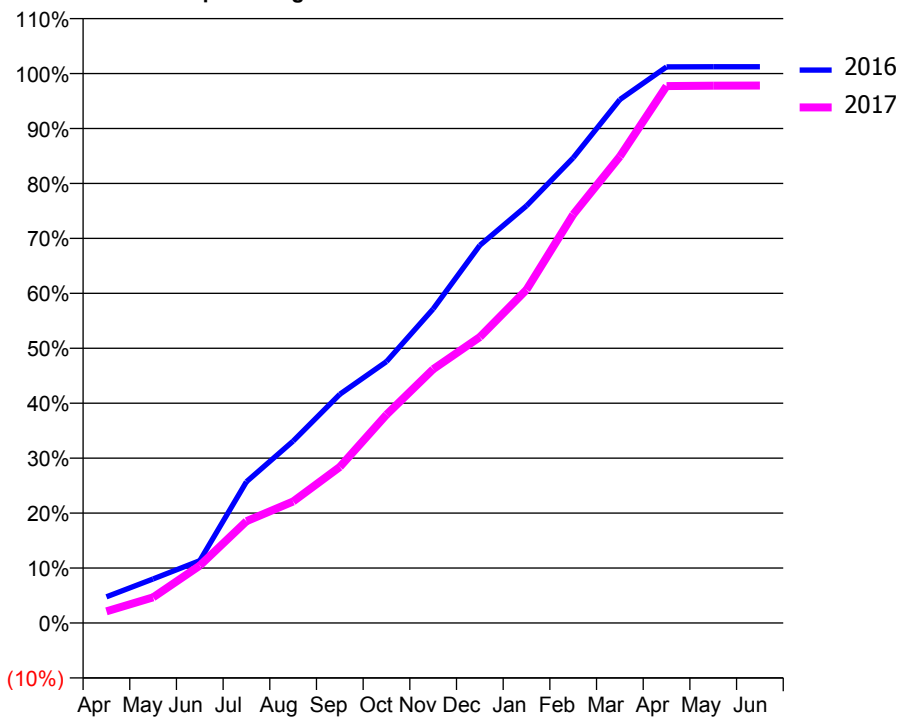
ACCESS*

Patients seen in 24 months	Total	Change since previous quarter
Quarter ending March 2016	3,074	
Quarter ending June 2016	2,617	↓
Quarter ending September 2016	2,574	↓
Quarter ending December 2016	2,701	↑
Quarter ending March 2017	3,075	↑
Variance since March 2016	0.0%	→



ACTIVITY

Cumulative percentage of contracted UDA delivered 2016 & 2017



Month	Adjusted Scheduled Activity (UDA)	
	2016	2017
April	481	234
May	808	514
June	1,144	1,150
July	2,589	2,039
August	3,336	2,435
September	4,193	3,125
October	4,792	4,172
November	5,756	5,085
December	6,922	5,727
January	7,646	6,677
February	8,525	8,183
March	9,593	9,344
April	10,191	10,756
May	10,195	10,764
June	10,195	10,765

QUALITY

	Quantity	Base Number	Contract	AT	Region	England
% of FP17s for the same patient ID Re-attending within 3 months - Children	268	2,655	10.1%	13.2%	13.3%	12.3%
% of FP17s for the same patient ID Re-attending within 3 months - Adults	450	2,169	20.7%	17.3%	17.3%	16.7%
% of FP17s for the same patient ID Re-attending between 3 & 9 months - Children	1,572	2,655	59.2%	56.9%	58.9%	57.6%
% of FP17s for the same patient ID Re-attending between 3 & 9 months - Adults	1,139	2,169	52.5%	50.6%	52.2%	50.1%
% of FP17s for Band 1 Urgent Courses	215	5,085	4.2%	10.9%	9.2%	9.1%
% of FP17s Relating to Free Repair or Replacements	2	5,085	0.0%	0.9%	1.0%	0.8%
% of FP17s Relating to Continuations	3	5,085	0.1%	1.2%	1.4%	1.2%
% of Patients satisfied with the dentistry they have received	1	1	N/A	92.2%	93.1%	92.8%
% of Patients satisfied with the time they had to wait for an appointment	1	1	N/A	88.3%	89.5%	88.7%

* This is based on patients treated on this contract for their most recent course of treatment. Figures in italics indicate the base number of FP17s or Patient Questionnaire responses are less than 100. N/A is shown where the base number of responses is less than 10 during the period. % is calculated as Quantity/Base number*100

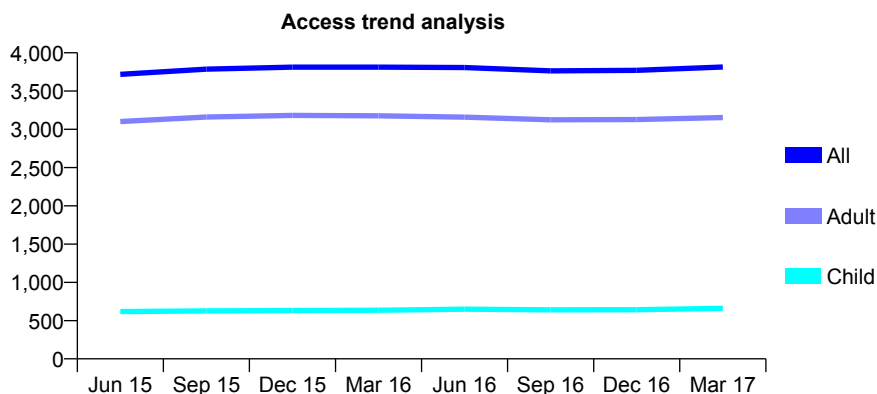
Q47 - Vital Signs At a Glance Contract Report for 865087/0001 - Year end March 2017

Name or company name	Ahmed and Somisetty
Contract type name	GDS Contract
Purpose of contract	General
Contract start date	01/11/2013
Contract end date	

16/17 Contracted general activity (UDA)	15,000
Carry forward general activity (UDA)	-115
16/17 Contracted orthodontic activity (UOA)	0
Carry forward orthodontic activity (UOA)	0
Baseline contract value	£410,944.06

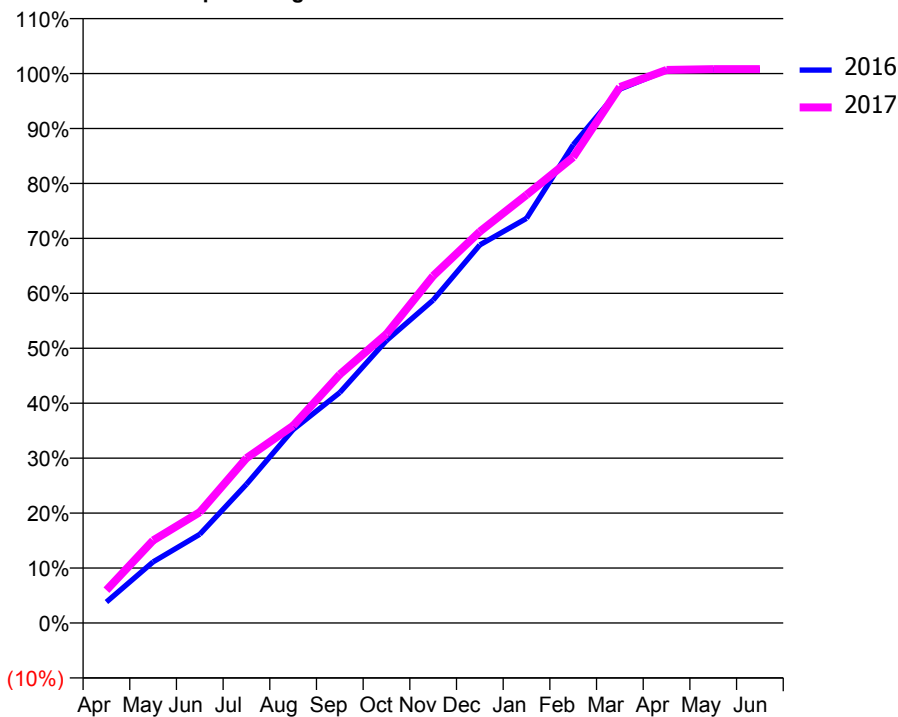
ACCESS*

Patients seen in 24 months	Total	Change since previous quarter
Quarter ending March 2016	3,812	
Quarter ending June 2016	3,808	→
Quarter ending September 2016	3,764	↓
Quarter ending December 2016	3,770	→
Quarter ending March 2017	3,814	→
Variance since March 2016	0.1%	→



ACTIVITY

Cumulative percentage of contracted UDA delivered 2016 & 2017



QUALITY

	Quantity	Base Number	Contract	AT	Region	England
% of FP17s for the same patient ID Re-attending within 3 months - Children	78	1,103	7.1%	13.2%	13.3%	12.3%
% of FP17s for the same patient ID Re-attending within 3 months - Adults	832	5,063	16.4%	17.3%	17.3%	16.7%
% of FP17s for the same patient ID Re-attending between 3 & 9 months - Children	695	1,103	63.0%	56.9%	58.9%	57.6%
% of FP17s for the same patient ID Re-attending between 3 & 9 months - Adults	3,109	5,063	61.4%	50.6%	52.2%	50.1%
% of FP17s for Band 1 Urgent Courses	444	6,143	7.2%	10.9%	9.2%	9.1%
% of FP17s Relating to Free Repair or Replacements	72	6,143	1.2%	0.9%	1.0%	0.8%
% of FP17s Relating to Continuations	148	6,143	2.4%	1.2%	1.4%	1.2%
% of Patients satisfied with the dentistry they have received	26	27	96.3%	92.2%	93.1%	92.8%
% of Patients satisfied with the time they had to wait for an appointment	26	27	96.3%	88.3%	89.5%	88.7%

* This is based on patients treated on this contract for their most recent course of treatment. Figures in italics indicate the base number of FP17s or Patient Questionnaire responses are less than 100. N/A is shown where the base number of responses is less than 10 during the period. % is calculated as Quantity/Base number*100

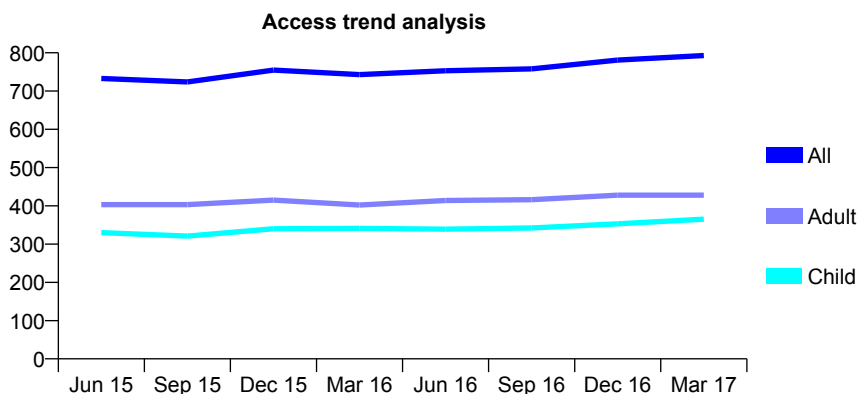
Q47 - Vital Signs At a Glance Contract Report for 908851/0002 - Year end March 2017

Name or company name	MR A SARAVANAMUTTU
Contract type name	GDS Contract
Purpose of contract	General
Contract start date	02/06/2009
Contract end date	

16/17 Contracted general activity (UDA)	3,550
Carry forward general activity (UDA)	0
16/17 Contracted orthodontic activity (UOA)	0
Carry forward orthodontic activity (UOA)	0
Baseline contract value	£102,010.81

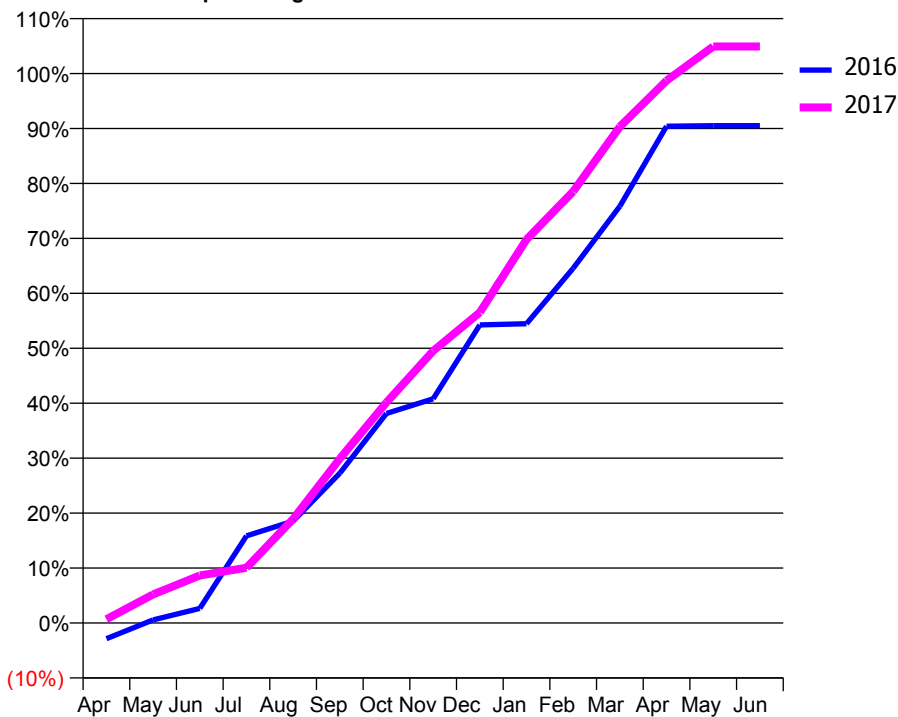
ACCESS*

Patients seen in 24 months	Total	Change since previous quarter
Quarter ending March 2016	743	
Quarter ending June 2016	753	→
Quarter ending September 2016	758	→
Quarter ending December 2016	781	↑
Quarter ending March 2017	793	→
Variance since March 2016	6.7%	↑



ACTIVITY

Cumulative percentage of contracted UDA delivered 2016 & 2017



Adjusted Scheduled Activity (UDA)

Month	2016	2017
April	-102	24
May	20	184
June	94	307
July	563	357
August	658	672
September	968	1,062
October	1,354	1,425
November	1,449	1,758
December	1,926	2,007
January	1,934	2,478
February	2,292	2,788
March	2,693	3,207
April	3,209	3,504
May	3,213	3,725
June	3,213	3,725

QUALITY

	Quantity	Base Number	Contract	AT	Region	England
% of FP17s for the same patient ID Re-attending within 3 months - Children	33	543	6.1%	13.2%	13.3%	12.3%
% of FP17s for the same patient ID Re-attending within 3 months - Adults	130	568	22.9%	17.3%	17.3%	16.7%
% of FP17s for the same patient ID Re-attending between 3 & 9 months - Children	309	543	56.9%	56.9%	58.9%	57.6%
% of FP17s for the same patient ID Re-attending between 3 & 9 months - Adults	247	568	43.5%	50.6%	52.2%	50.1%
% of FP17s for Band 1 Urgent Courses	30	1,083	2.8%	10.9%	9.2%	9.1%
% of FP17s Relating to Free Repair or Replacements	1	1,083	0.1%	0.9%	1.0%	0.8%
% of FP17s Relating to Continuations	13	1,083	1.2%	1.2%	1.4%	1.2%
% of Patients satisfied with the dentistry they have received	0	0	N/A	92.2%	93.1%	92.8%
% of Patients satisfied with the time they had to wait for an appointment	0	0	N/A	88.3%	89.5%	88.7%

* This is based on patients treated on this contract for their most recent course of treatment. Figures in italics indicate the base number of FP17s or Patient Questionnaire responses are less than 100. N/A is shown where the base number of responses is less than 10 during the period. % is calculated as Quantity/Base number*100

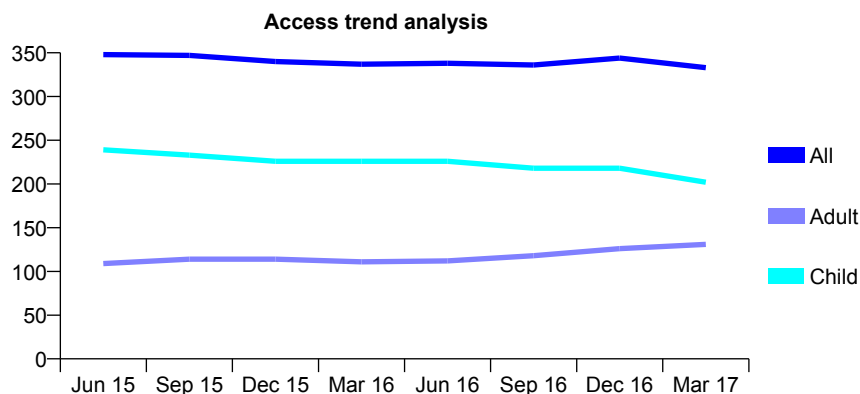
Q47 - Vital Signs At a Glance Contract Report for 911461/0001 - Year end March 2017

Name or company name	MISS GM LAWSON
Contract type name	GDS Contract
Purpose of contract	General
Contract start date	01/04/2006
Contract end date	

16/17 Contracted general activity (UDA)	1,000
Carry forward general activity (UDA)	0
16/17 Contracted orthodontic activity (UOA)	0
Carry forward orthodontic activity (UOA)	0
Baseline contract value	£22,064.47

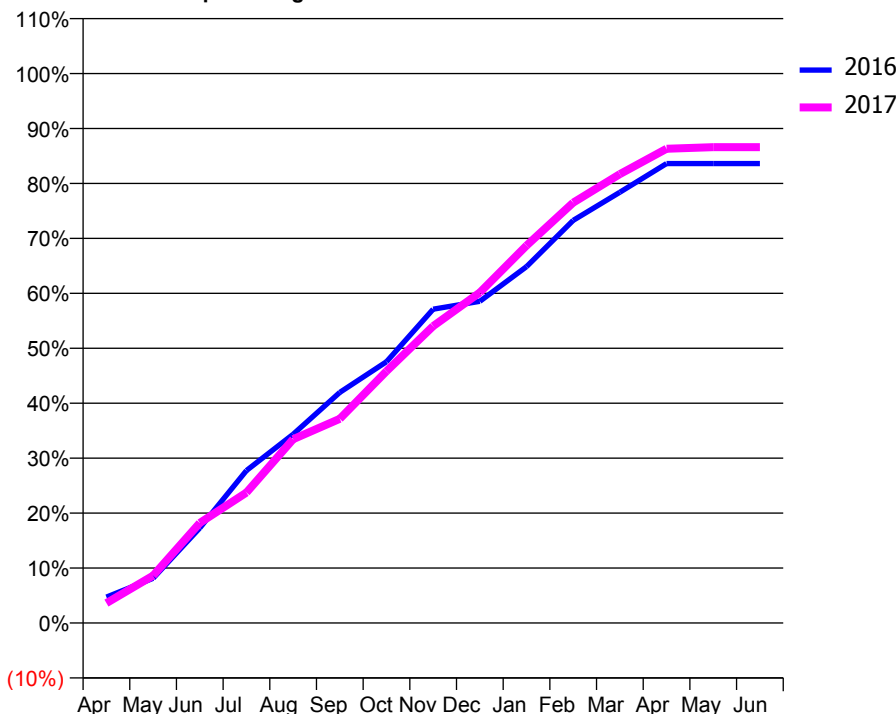
ACCESS*

Patients seen in 24 months	Total	Change since previous quarter
Quarter ending March 2016	337	
Quarter ending June 2016	338	→
Quarter ending September 2016	336	→
Quarter ending December 2016	344	↑
Quarter ending March 2017	333	↓
Variance since March 2016	(1.2%)	↓



ACTIVITY

Cumulative percentage of contracted UDA delivered 2016 & 2017



Adjusted Scheduled Activity (UDA)

Month	2016	2017
April	47	36
May	81	86
June	173	182
July	277	237
August	344	335
September	420	372
October	476	458
November	571	540
December	585	601
January	649	687
February	733	765
March	784	817
April	836	863
May	836	866
June	836	866

QUALITY

	Quantity	Base Number	Contract	AT	Region	England
% of FP17s for the same patient ID Re-attending within 3 months - Children	30	389	7.7%	13.2%	13.3%	12.3%
% of FP17s for the same patient ID Re-attending within 3 months - Adults	11	158	7.0%	17.3%	17.3%	16.7%
% of FP17s for the same patient ID Re-attending between 3 & 9 months - Children	286	389	73.5%	56.9%	58.9%	57.6%
% of FP17s for the same patient ID Re-attending between 3 & 9 months - Adults	95	158	60.1%	50.6%	52.2%	50.1%
% of FP17s for Band 1 Urgent Courses	10	532	1.9%	10.9%	9.2%	9.1%
% of FP17s Relating to Free Repair or Replacements	0	532	0.0%	0.9%	1.0%	0.8%
% of FP17s Relating to Continuations	12	532	2.3%	1.2%	1.4%	1.2%
% of Patients satisfied with the dentistry they have received	1	1	N/A	92.2%	93.1%	92.8%
% of Patients satisfied with the time they had to wait for an appointment	1	1	N/A	88.3%	89.5%	88.7%

* This is based on patients treated on this contract for their most recent course of treatment. Figures in italics indicate the base number of FP17s or Patient Questionnaire responses are less than 100. N/A is shown where the base number of responses is less than 10 during the period. % is calculated as Quantity/Base number*100

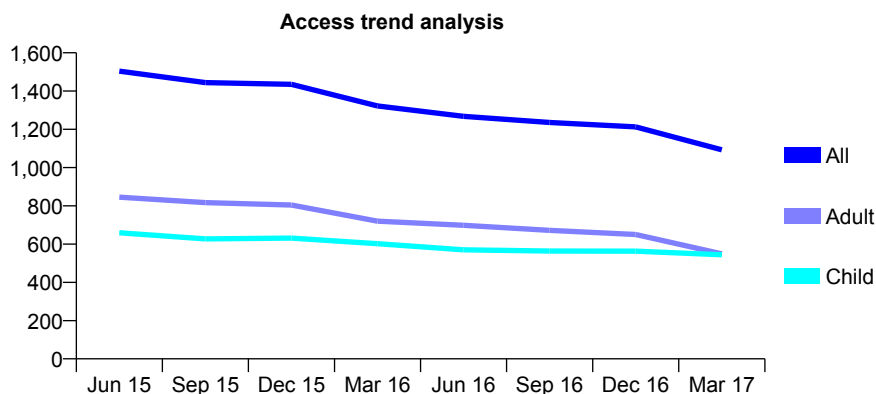
Q47 - Vital Signs At a Glance Contract Report for 913529/0002 - Year end March 2017

Name or company name	MR PH THOMPSON
Contract type name	GDS Contract
Purpose of contract	General
Contract start date	01/12/2011
Contract end date	

16/17 Contracted general activity (UDA)	2,500
Carry forward general activity (UDA)	-50
16/17 Contracted orthodontic activity (UOA)	0
Carry forward orthodontic activity (UOA)	0
Baseline contract value	£71,839.92

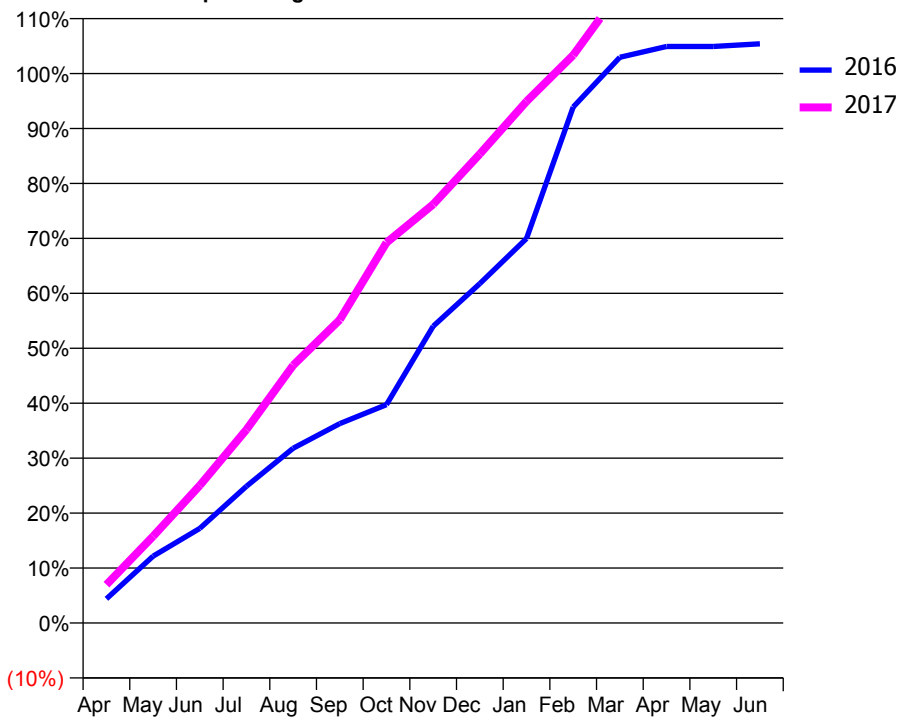
ACCESS*

Patients seen in 24 months	Total	Change since previous quarter
Quarter ending March 2016	1,322	
Quarter ending June 2016	1,268	↓
Quarter ending September 2016	1,236	↓
Quarter ending December 2016	1,213	↓
Quarter ending March 2017	1,093	↓
Variance since March 2016	(17.3%)	↓



ACTIVITY

Cumulative percentage of contracted UDA delivered 2016 & 2017



Adjusted Scheduled Activity (UDA)

Month	2016	2017
April	110	174
May	304	395
June	431	626
July	622	880
August	795	1,173
September	907	1,380
October	994	1,731
November	1,350	1,904
December	1,544	2,134
January	1,749	2,373
February	2,348	2,584
March	2,574	2,874
April	2,623	2,926
May	2,623	2,931
June	2,635	2,934

QUALITY

	Quantity	Base Number	Contract	AT	Region	England
% of FP17s for the same patient ID Re-attending within 3 months - Children	58	814	7.1%	13.2%	13.3%	12.3%
% of FP17s for the same patient ID Re-attending within 3 months - Adults	122	652	18.7%	17.3%	17.3%	16.7%
% of FP17s for the same patient ID Re-attending between 3 & 9 months - Children	543	814	66.7%	56.9%	58.9%	57.6%
% of FP17s for the same patient ID Re-attending between 3 & 9 months - Adults	384	652	58.9%	50.6%	52.2%	50.1%
% of FP17s for Band 1 Urgent Courses	54	1,445	3.7%	10.9%	9.2%	9.1%
% of FP17s Relating to Free Repair or Replacements	8	1,445	0.6%	0.9%	1.0%	0.8%
% of FP17s Relating to Continuations	0	1,445	0.0%	1.2%	1.4%	1.2%
% of Patients satisfied with the dentistry they have received	2	2	N/A	92.2%	93.1%	92.8%
% of Patients satisfied with the time they had to wait for an appointment	2	2	N/A	88.3%	89.5%	88.7%

* This is based on patients treated on this contract for their most recent course of treatment. Figures in italics indicate the base number of FP17s or Patient Questionnaire responses are less than 100. N/A is shown where the base number of responses is less than 10 during the period. % is calculated as Quantity/Base number*100

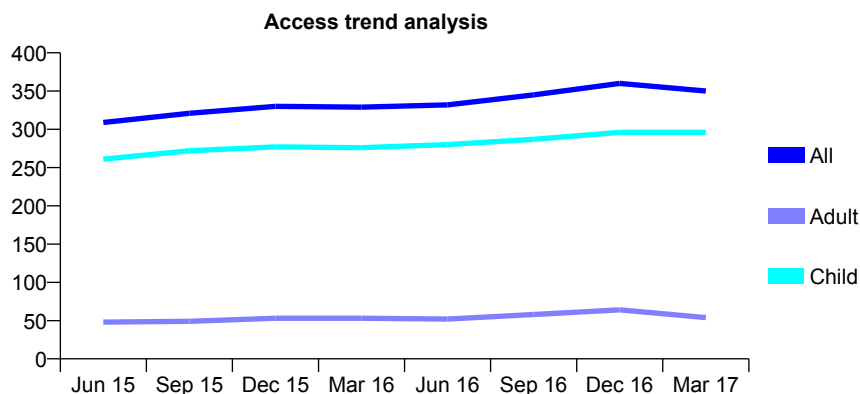
Q47 - Vital Signs At a Glance Contract Report for 913774/0001 - Year end March 2017

Name or company name	MISS DE BROOKS
Contract type name	GDS Contract
Purpose of contract	General
Contract start date	01/04/2006
Contract end date	

16/17 Contracted general activity (UDA)	770
Carry forward general activity (UDA)	0
16/17 Contracted orthodontic activity (UOA)	0
Carry forward orthodontic activity (UOA)	0
Baseline contract value	£17,875.12

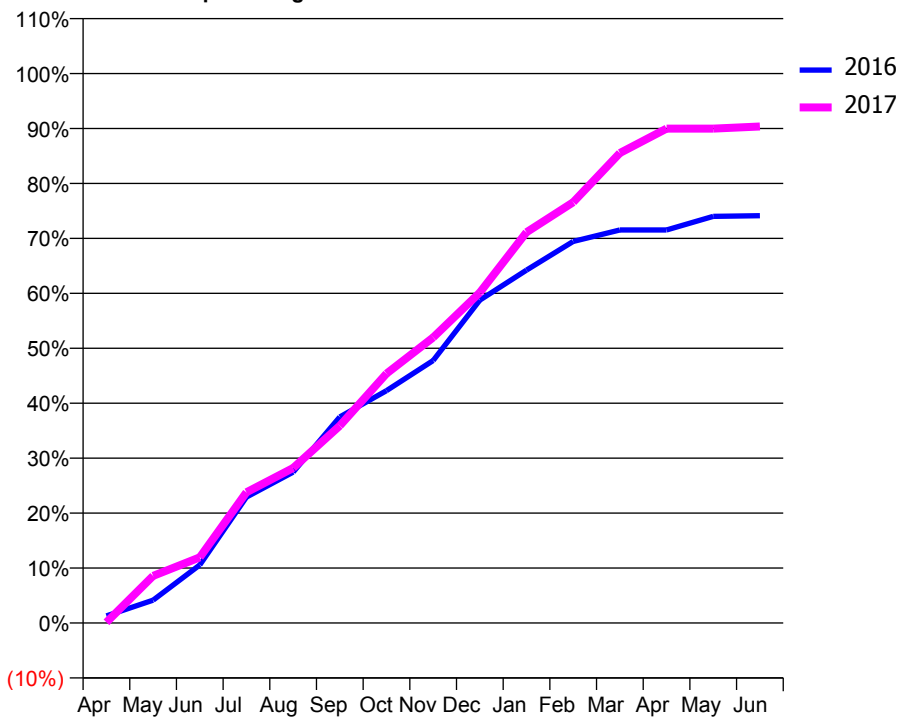
ACCESS*

Patients seen in 24 months	Total	Change since previous quarter
Quarter ending March 2016	329	
Quarter ending June 2016	332	→
Quarter ending September 2016	345	↑
Quarter ending December 2016	360	↑
Quarter ending March 2017	350	↓
Variance since March 2016	6.4%	↑



ACTIVITY

Cumulative percentage of contracted UDA delivered 2016 & 2017



Month	Adjusted Scheduled Activity (UDA)	
	2016	2017
April	10	1
May	32	66
June	81	92
July	176	183
August	211	217
September	289	276
October	326	350
November	368	400
December	452	463
January	495	548
February	535	590
March	551	659
April	551	693
May	570	693
June	571	696

QUALITY

	Quantity	Base Number	Contract	AT	Region	England
% of FP17s for the same patient ID Re-attending within 3 months - Children	10	513	1.9%	13.2%	13.3%	12.3%
% of FP17s for the same patient ID Re-attending within 3 months - Adults	1	37	2.7%	17.3%	17.3%	16.7%
% of FP17s for the same patient ID Re-attending between 3 & 9 months - Children	325	513	63.4%	56.9%	58.9%	57.6%
% of FP17s for the same patient ID Re-attending between 3 & 9 months - Adults	25	37	67.6%	50.6%	52.2%	50.1%
% of FP17s for Band 1 Urgent Courses	9	520	1.7%	10.9%	9.2%	9.1%
% of FP17s Relating to Free Repair or Replacements	0	520	0.0%	0.9%	1.0%	0.8%
% of FP17s Relating to Continuations	0	520	0.0%	1.2%	1.4%	1.2%
% of Patients satisfied with the dentistry they have received	0	0	N/A	92.2%	93.1%	92.8%
% of Patients satisfied with the time they had to wait for an appointment	0	0	N/A	88.3%	89.5%	88.7%

* This is based on patients treated on this contract for their most recent course of treatment. Figures in italics indicate the base number of FP17s or Patient Questionnaire responses are less than 100. N/A is shown where the base number of responses is less than 10 during the period. % is calculated as Quantity/Base number*100

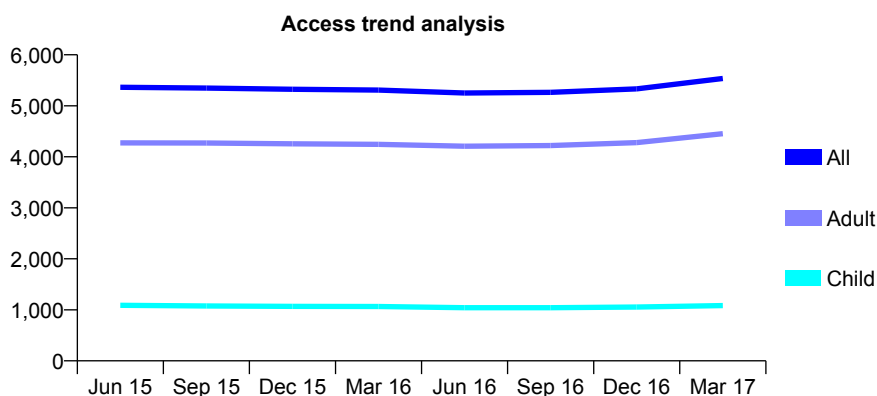
Q47 - Vital Signs At a Glance Contract Report for 916455/0001 - Year end March 2017

Name or company name	Schonberg and Staneviciene
Contract type name	GDS Contract
Purpose of contract	General
Contract start date	01/04/2006
Contract end date	

16/17 Contracted general activity (UDA)	18,751
Carry forward general activity (UDA)	0
16/17 Contracted orthodontic activity (UOA)	0
Carry forward orthodontic activity (UOA)	0
Baseline contract value	£573,690.48

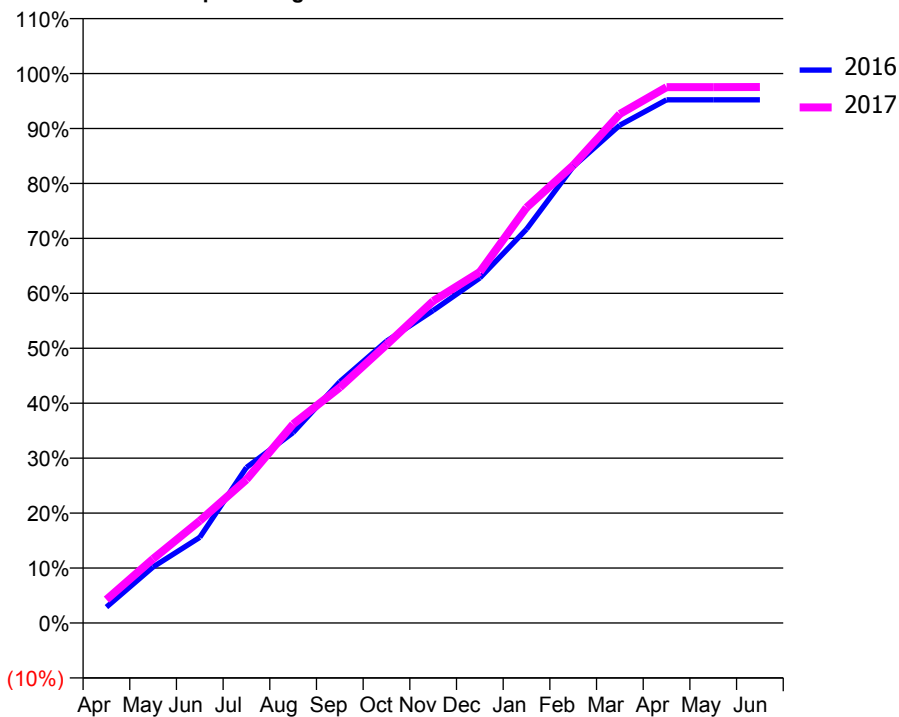
ACCESS*

Patients seen in 24 months	Total	Change since previous quarter
Quarter ending March 2016	5,309	
Quarter ending June 2016	5,250	↓
Quarter ending September 2016	5,265	→
Quarter ending December 2016	5,333	→
Quarter ending March 2017	5,536	↑
Variance since March 2016	4.3%	↑



ACTIVITY

Cumulative percentage of contracted UDA delivered 2016 & 2017



QUALITY

	Quantity	Base Number	Contract	AT	Region	England
% of FP17s for the same patient ID Re-attending within 3 months - Children	163	1,890	8.6%	13.2%	13.3%	12.3%
% of FP17s for the same patient ID Re-attending within 3 months - Adults	1,495	7,915	18.9%	17.3%	17.3%	16.7%
% of FP17s for the same patient ID Re-attending between 3 & 9 months - Children	938	1,890	49.6%	56.9%	58.9%	57.6%
% of FP17s for the same patient ID Re-attending between 3 & 9 months - Adults	3,764	7,915	47.6%	50.6%	52.2%	50.1%
% of FP17s for Band 1 Urgent Courses	1,172	9,820	11.9%	10.9%	9.2%	9.1%
% of FP17s Relating to Free Repair or Replacements	255	9,820	2.6%	0.9%	1.0%	0.8%
% of FP17s Relating to Continuations	214	9,820	2.2%	1.2%	1.4%	1.2%
% of Patients satisfied with the dentistry they have received	13	13	100.0%	92.2%	93.1%	92.8%
% of Patients satisfied with the time they had to wait for an appointment	11	13	84.6%	88.3%	89.5%	88.7%

* This is based on patients treated on this contract for their most recent course of treatment. Figures in italics indicate the base number of FP17s or Patient Questionnaire responses are less than 100. N/A is shown where the base number of responses is less than 10 during the period. % is calculated as Quantity/Base number*100

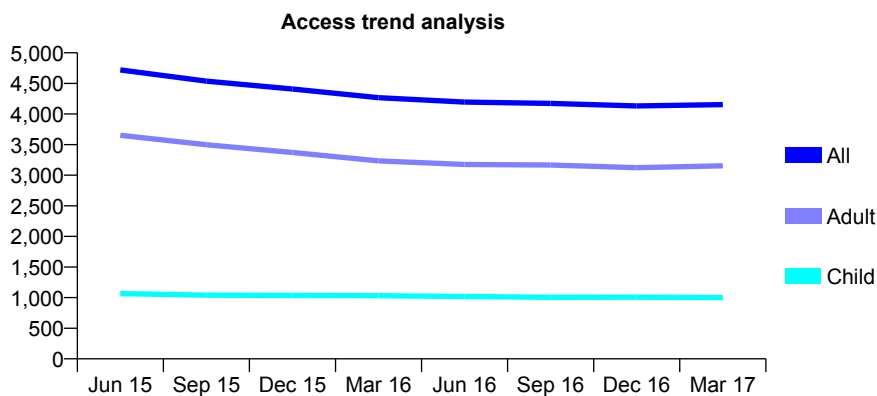
Q47 - Vital Signs At a Glance Contract Report for 917389/0002 - Year end March 2017

Name or company name	MR GN BARLOW
Contract type name	GDS Contract
Purpose of contract	General
Contract start date	01/04/2006
Contract end date	

16/17 Contracted general activity (UDA)	13,141
Carry forward general activity (UDA)	-150
16/17 Contracted orthodontic activity (UOA)	0
Carry forward orthodontic activity (UOA)	0
Baseline contract value	£365,282.87

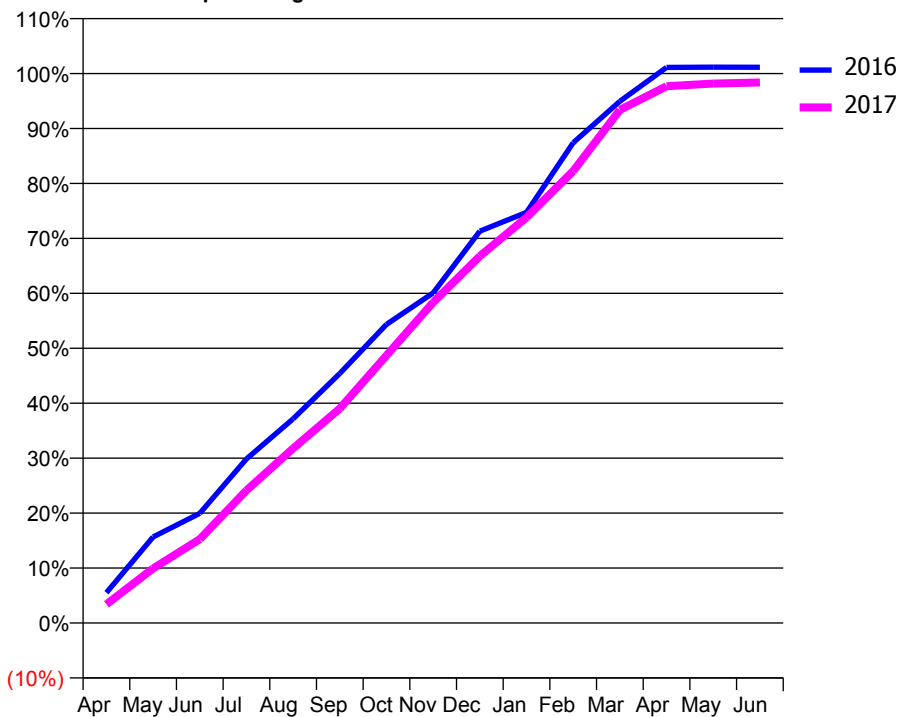
ACCESS*

Patients seen in 24 months	Total	Change since previous quarter
Quarter ending March 2016	4,266	
Quarter ending June 2016	4,195	↓
Quarter ending September 2016	4,173	→
Quarter ending December 2016	4,131	↓
Quarter ending March 2017	4,154	→
Variance since March 2016	(2.6%)	↓



ACTIVITY

Cumulative percentage of contracted UDA delivered 2016 & 2017



QUALITY

	Quantity	Base Number	Contract	AT	Region	England
% of FP17s for the same patient ID Re-attending within 3 months - Children	196	1,484	13.2%	13.2%	13.3%	12.3%
% of FP17s for the same patient ID Re-attending within 3 months - Adults	974	4,383	22.2%	17.3%	17.3%	16.7%
% of FP17s for the same patient ID Re-attending between 3 & 9 months - Children	660	1,484	44.5%	56.9%	58.9%	57.6%
% of FP17s for the same patient ID Re-attending between 3 & 9 months - Adults	1,596	4,383	36.4%	50.6%	52.2%	50.1%
% of FP17s for Band 1 Urgent Courses	579	5,815	10.0%	10.9%	9.2%	9.1%
% of FP17s Relating to Free Repair or Replacements	182	5,815	3.1%	0.9%	1.0%	0.8%
% of FP17s Relating to Continuations	150	5,815	2.6%	1.2%	1.4%	1.2%
% of Patients satisfied with the dentistry they have received	13	14	92.9%	92.2%	93.1%	92.8%
% of Patients satisfied with the time they had to wait for an appointment	11	14	78.6%	88.3%	89.5%	88.7%

* This is based on patients treated on this contract for their most recent course of treatment. Figures in italics indicate the base number of FP17s or Patient Questionnaire responses are less than 100. N/A is shown where the base number of responses is less than 10 during the period. % is calculated as Quantity/Base number*100

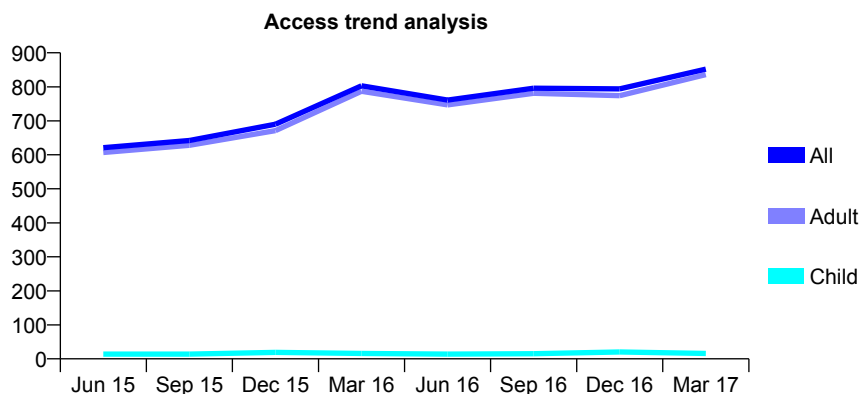
Q47 - Vital Signs At a Glance Contract Report for 917389/0003 - Year end March 2017

Name or company name	MR GN BARLOW
Contract type name	GDS Contract
Purpose of contract	General
Contract start date	01/04/2014
Contract end date	

16/17 Contracted general activity (UDA)	3,124
Carry forward general activity (UDA)	54
16/17 Contracted orthodontic activity (UOA)	0
Carry forward orthodontic activity (UOA)	0
Baseline contract value	£295,154.99

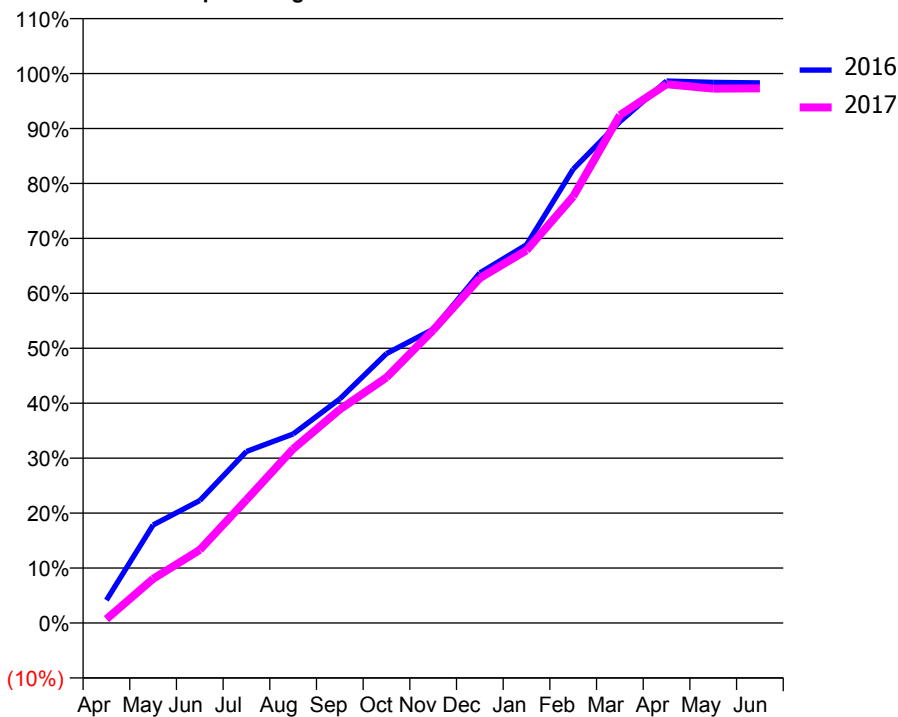
ACCESS*

Patients seen in 24 months	Total	Change since previous quarter
Quarter ending March 2016	803	
Quarter ending June 2016	761	↓
Quarter ending September 2016	796	↑
Quarter ending December 2016	794	→
Quarter ending March 2017	852	↑
Variance since March 2016	6.1%	↑



ACTIVITY

Cumulative percentage of contracted UDA delivered 2016 & 2017



Adjusted Scheduled Activity (UDA)

Month	2016	2017
April	130	22
May	558	251
June	696	416
July	975	701
August	1,075	990
September	1,274	1,214
October	1,532	1,396
November	1,671	1,665
December	1,990	1,961
January	2,150	2,118
February	2,580	2,425
March	2,850	2,887
April	3,081	3,063
May	3,073	3,038
June	3,070	3,040

QUALITY

	Quantity	Base Number	Contract	AT	Region	England
% of FP17s for the same patient ID Re-attending within 3 months - Children	7	26	26.9%	13.2%	13.3%	12.3%
% of FP17s for the same patient ID Re-attending within 3 months - Adults	121	990	12.2%	17.3%	17.3%	16.7%
% of FP17s for the same patient ID Re-attending between 3 & 9 months - Children	0	26	0.0%	56.9%	58.9%	57.6%
% of FP17s for the same patient ID Re-attending between 3 & 9 months - Adults	26	990	2.6%	50.6%	52.2%	50.1%
% of FP17s for Band 1 Urgent Courses	78	996	7.8%	10.9%	9.2%	9.1%
% of FP17s Relating to Free Repair or Replacements	1	996	0.1%	0.9%	1.0%	0.8%
% of FP17s Relating to Continuations	23	996	2.3%	1.2%	1.4%	1.2%
% of Patients satisfied with the dentistry they have received	0	0	N/A	92.2%	93.1%	92.8%
% of Patients satisfied with the time they had to wait for an appointment	0	0	N/A	88.3%	89.5%	88.7%

* This is based on patients treated on this contract for their most recent course of treatment. Figures in italics indicate the base number of FP17s or Patient Questionnaire responses are less than 100. N/A is shown where the base number of responses is less than 10 during the period. % is calculated as Quantity/Base number*100

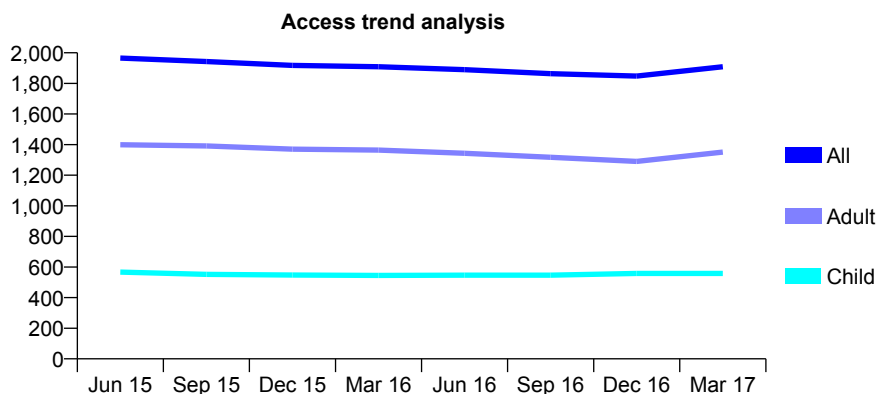
Q47 - Vital Signs At a Glance Contract Report for 917672/0001 - Year end March 2017

Name or company name	MR MJ HOLYOAK
Contract type name	GDS Contract
Purpose of contract	General
Contract start date	01/04/2006
Contract end date	

16/17 Contracted general activity (UDA)	4,900
Carry forward general activity (UDA)	406
16/17 Contracted orthodontic activity (UOA)	0
Carry forward orthodontic activity (UOA)	0
Baseline contract value	£101,269.77

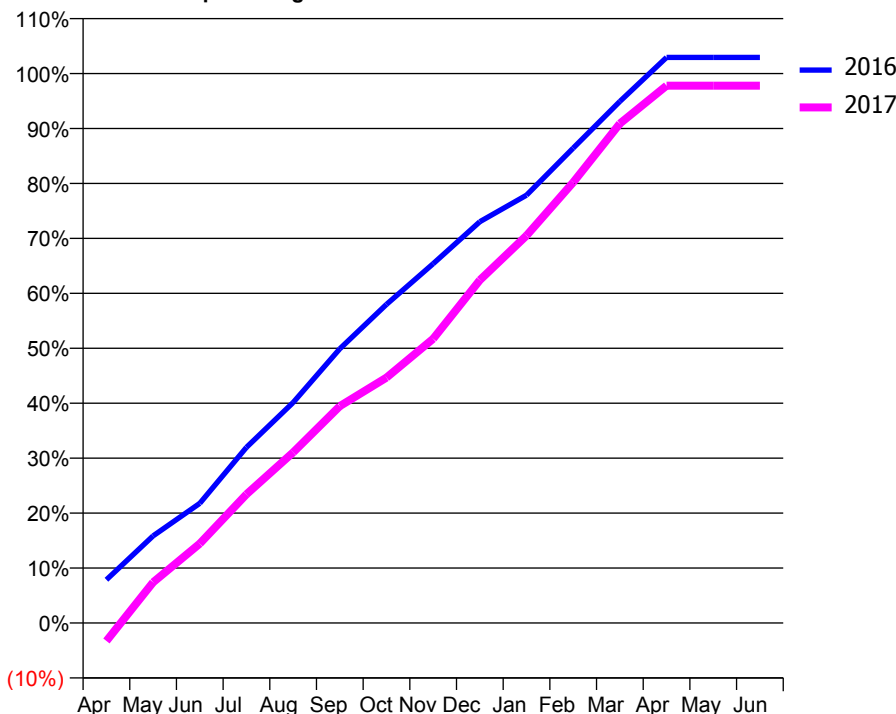
ACCESS*

Patients seen in 24 months	Total	Change since previous quarter
Quarter ending March 2016	1,909	
Quarter ending June 2016	1,890	→
Quarter ending September 2016	1,864	↓
Quarter ending December 2016	1,848	→
Quarter ending March 2017	1,909	↑
Variance since March 2016	0.0%	→



ACTIVITY

Cumulative percentage of contracted UDA delivered 2016 & 2017



Adjusted Scheduled Activity (UDA)

Month	2016	2017
April	386	-161
May	777	363
June	1,067	708
July	1,566	1,148
August	1,967	1,522
September	2,446	1,934
October	2,841	2,189
November	3,204	2,534
December	3,578	3,058
January	3,815	3,455
February	4,234	3,929
March	4,651	4,454
April	5,043	4,791
May	5,044	4,791
June	5,044	4,791

QUALITY

	Quantity	Base Number	Contract	AT	Region	England
% of FP17s for the same patient ID Re-attending within 3 months - Children	66	945	7.0%	13.2%	13.3%	12.3%
% of FP17s for the same patient ID Re-attending within 3 months - Adults	352	2,154	16.3%	17.3%	17.3%	16.7%
% of FP17s for the same patient ID Re-attending between 3 & 9 months - Children	633	945	67.0%	56.9%	58.9%	57.6%
% of FP17s for the same patient ID Re-attending between 3 & 9 months - Adults	1,323	2,154	61.4%	50.6%	52.2%	50.1%
% of FP17s for Band 1 Urgent Courses	86	2,990	2.9%	10.9%	9.2%	9.1%
% of FP17s Relating to Free Repair or Replacements	5	2,990	0.2%	0.9%	1.0%	0.8%
% of FP17s Relating to Continuations	115	2,990	3.8%	1.2%	1.4%	1.2%
% of Patients satisfied with the dentistry they have received	5	5	N/A	92.2%	93.1%	92.8%
% of Patients satisfied with the time they had to wait for an appointment	5	5	N/A	88.3%	89.5%	88.7%

* This is based on patients treated on this contract for their most recent course of treatment. Figures in italics indicate the base number of FP17s or Patient Questionnaire responses are less than 100. N/A is shown where the base number of responses is less than 10 during the period. % is calculated as Quantity/Base number*100

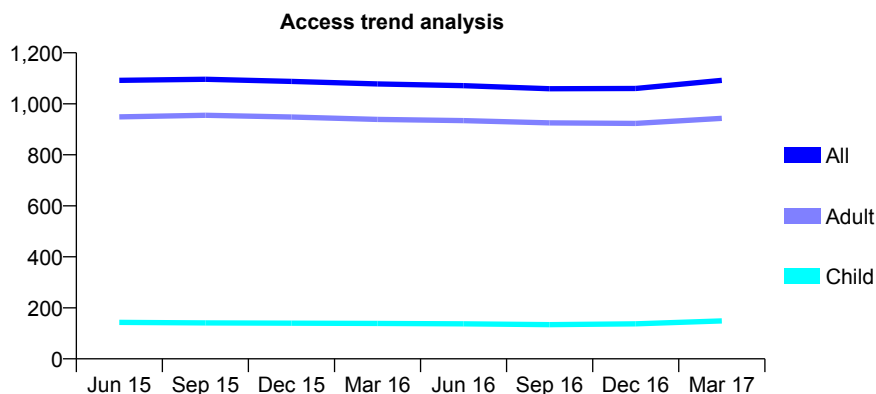
Q47 - Vital Signs At a Glance Contract Report for 928429/0001 - Year end March 2017

Name or company name	MRS SJ WOODHEAD
Contract type name	GDS Contract
Purpose of contract	General
Contract start date	01/04/2006
Contract end date	

16/17 Contracted general activity (UDA)	6,000
Carry forward general activity (UDA)	0
16/17 Contracted orthodontic activity (UOA)	0
Carry forward orthodontic activity (UOA)	0
Baseline contract value	£128,969.11

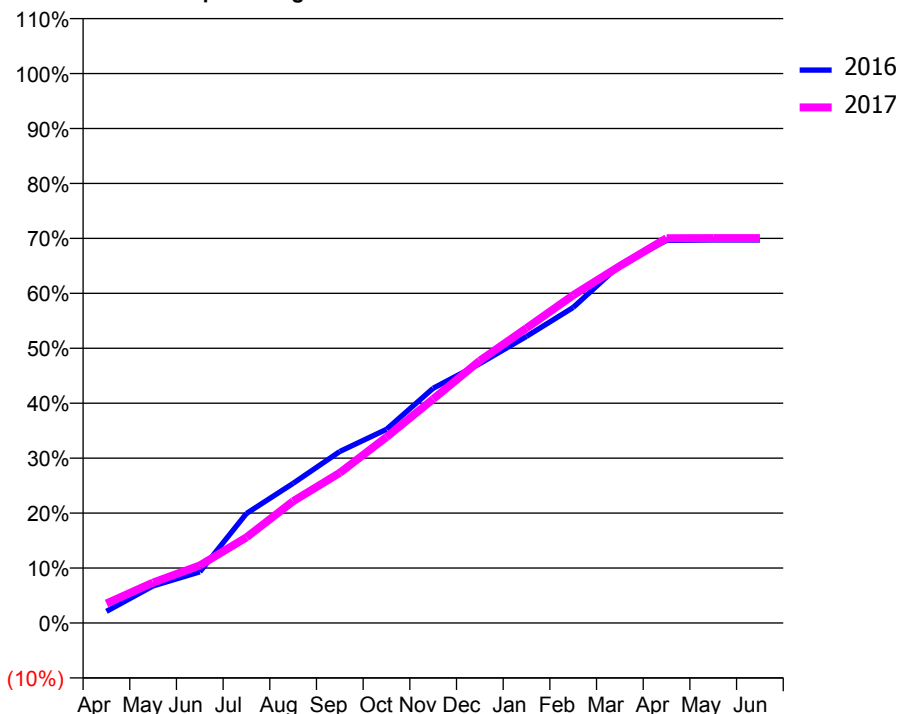
ACCESS*

Patients seen in 24 months	Total	Change since previous quarter
Quarter ending March 2016	1,078	
Quarter ending June 2016	1,071	→
Quarter ending September 2016	1,059	↓
Quarter ending December 2016	1,060	→
Quarter ending March 2017	1,092	↑
Variance since March 2016	1.3%	→



ACTIVITY

Cumulative percentage of contracted UDA delivered 2016 & 2017



Month	Adjusted Scheduled Activity (UDA)	
	2016	2017
April	128	213
May	406	443
June	559	628
July	1,196	935
August	1,525	1,330
September	1,873	1,640
October	2,115	2,031
November	2,563	2,445
December	2,832	2,865
January	3,129	3,220
February	3,446	3,580
March	3,910	3,899
April	4,178	4,202
May	4,182	4,203
June	4,182	4,203

QUALITY

	Quantity	Base Number	Contract	AT	Region	England
% of FP17s for the same patient ID Re-attending within 3 months - Children	14	182	7.7%	13.2%	13.3%	12.3%
% of FP17s for the same patient ID Re-attending within 3 months - Adults	491	1,545	31.8%	17.3%	17.3%	16.7%
% of FP17s for the same patient ID Re-attending between 3 & 9 months - Children	91	182	50.0%	56.9%	58.9%	57.6%
% of FP17s for the same patient ID Re-attending between 3 & 9 months - Adults	591	1,545	38.3%	50.6%	52.2%	50.1%
% of FP17s for Band 1 Urgent Courses	201	1,747	11.5%	10.9%	9.2%	9.1%
% of FP17s Relating to Free Repair or Replacements	128	1,747	7.3%	0.9%	1.0%	0.8%
% of FP17s Relating to Continuations	89	1,747	5.1%	1.2%	1.4%	1.2%
% of Patients satisfied with the dentistry they have received	1	1	N/A	92.2%	93.1%	92.8%
% of Patients satisfied with the time they had to wait for an appointment	1	1	N/A	88.3%	89.5%	88.7%

* This is based on patients treated on this contract for their most recent course of treatment. Figures in italics indicate the base number of FP17s or Patient Questionnaire responses are less than 100. N/A is shown where the base number of responses is less than 10 during the period. % is calculated as Quantity/Base number*100

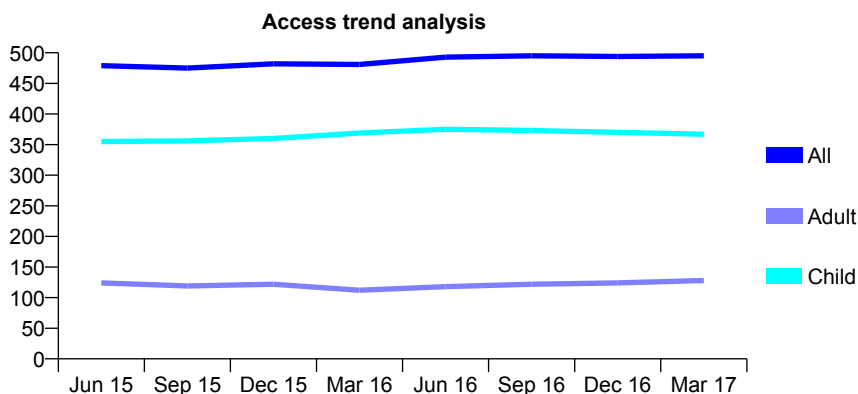
Q47 - Vital Signs At a Glance Contract Report for 931195/0001 - Year end March 2017

Name or company name	MR DJ QUINN
Contract type name	GDS Contract
Purpose of contract	General
Contract start date	05/05/2009
Contract end date	

16/17 Contracted general activity (UDA)	1,281
Carry forward general activity (UDA)	0
16/17 Contracted orthodontic activity (UOA)	0
Carry forward orthodontic activity (UOA)	0
Baseline contract value	£34,608.51

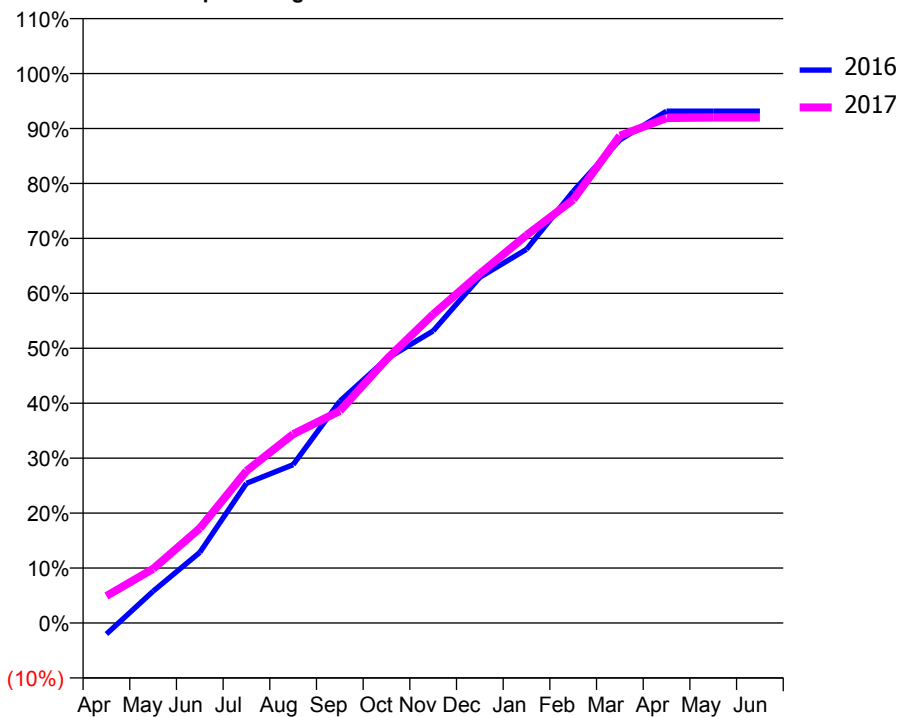
ACCESS*

Patients seen in 24 months	Total	Change since previous quarter
Quarter ending March 2016	481	
Quarter ending June 2016	493	↑
Quarter ending September 2016	495	→
Quarter ending December 2016	494	→
Quarter ending March 2017	495	→
Variance since March 2016	2.9%	↑



ACTIVITY

Cumulative percentage of contracted UDA delivered 2016 & 2017



Month	Adjusted Scheduled Activity (UDA)	
	2016	2017
April	-26	63
May	74	126
June	165	221
July	326	354
August	369	440
September	517	494
October	616	615
November	681	720
December	806	814
January	871	904
February	1,006	987
March	1,126	1,136
April	1,193	1,177
May	1,193	1,178
June	1,193	1,178

QUALITY

	Quantity	Base Number	Contract	AT	Region	England
% of FP17s for the same patient ID Re-attending within 3 months - Children	29	605	4.8%	13.2%	13.3%	12.3%
% of FP17s for the same patient ID Re-attending within 3 months - Adults	11	152	7.2%	17.3%	17.3%	16.7%
% of FP17s for the same patient ID Re-attending between 3 & 9 months - Children	414	605	68.4%	56.9%	58.9%	57.6%
% of FP17s for the same patient ID Re-attending between 3 & 9 months - Adults	86	152	56.6%	50.6%	52.2%	50.1%
% of FP17s for Band 1 Urgent Courses	16	741	2.2%	10.9%	9.2%	9.1%
% of FP17s Relating to Free Repair or Replacements	1	741	0.1%	0.9%	1.0%	0.8%
% of FP17s Relating to Continuations	0	741	0.0%	1.2%	1.4%	1.2%
% of Patients satisfied with the dentistry they have received	0	0	N/A	92.2%	93.1%	92.8%
% of Patients satisfied with the time they had to wait for an appointment	0	0	N/A	88.3%	89.5%	88.7%

* This is based on patients treated on this contract for their most recent course of treatment. Figures in italics indicate the base number of FP17s or Patient Questionnaire responses are less than 100. N/A is shown where the base number of responses is less than 10 during the period. % is calculated as Quantity/Base number*100

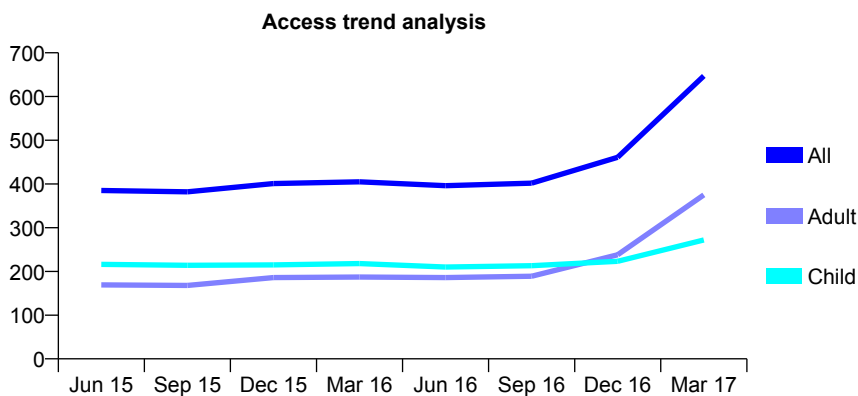
Q47 - Vital Signs At a Glance Contract Report for 934658/0001 - Year end March 2017

Name or company name	Dr M Best
Contract type name	GDS Contract
Purpose of contract	General
Contract start date	01/04/2006
Contract end date	

16/17 Contracted general activity (UDA)	2,544
Carry forward general activity (UDA)	0
16/17 Contracted orthodontic activity (UOA)	0
Carry forward orthodontic activity (UOA)	0
Baseline contract value	£68,353.63

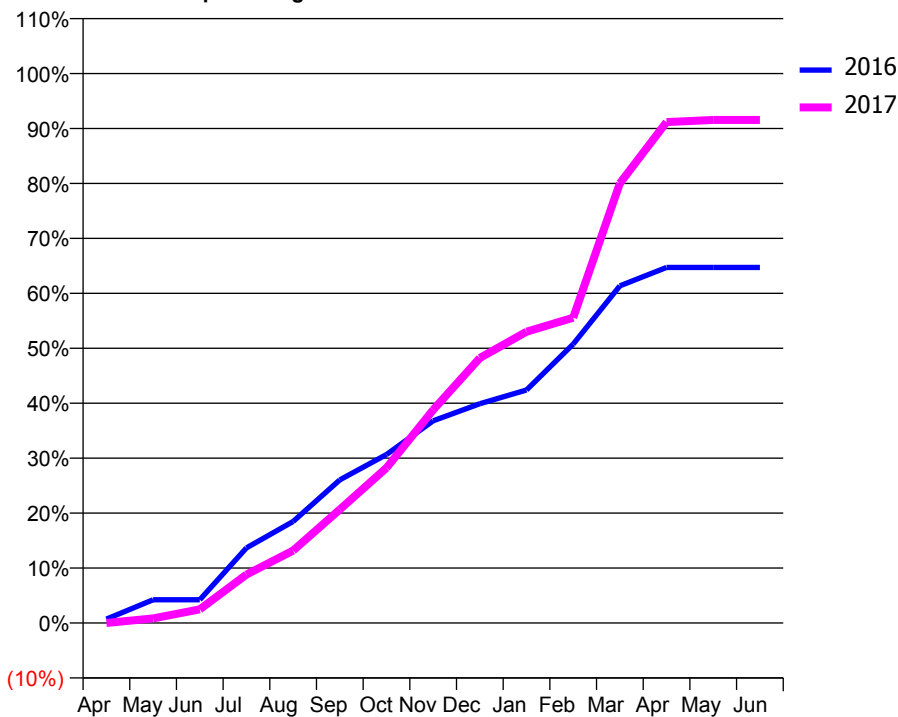
ACCESS*

Patients seen in 24 months	Total	Change since previous quarter
Quarter ending March 2016	405	
Quarter ending June 2016	396	↓
Quarter ending September 2016	402	→
Quarter ending December 2016	461	↑
Quarter ending March 2017	647	↑
Variance since March 2016	59.8%	↑



ACTIVITY

Cumulative percentage of contracted UDA delivered 2016 & 2017



Adjusted Scheduled Activity (UDA)

Month	2016	2017
April	18	0
May	108	21
June	108	63
July	348	225
August	470	336
September	663	526
October	780	718
November	936	987
December	1,015	1,227
January	1,079	1,349
February	1,291	1,413
March	1,561	2,036
April	1,646	2,319
May	1,646	2,329
June	1,646	2,329

QUALITY

	Quantity	Base Number	Contract	AT	Region	England
% of FP17s for the same patient ID Re-attending within 3 months - Children	27	346	7.8%	13.2%	13.3%	12.3%
% of FP17s for the same patient ID Re-attending within 3 months - Adults	74	424	17.5%	17.3%	17.3%	16.7%
% of FP17s for the same patient ID Re-attending between 3 & 9 months - Children	155	346	44.8%	56.9%	58.9%	57.6%
% of FP17s for the same patient ID Re-attending between 3 & 9 months - Adults	140	424	33.0%	50.6%	52.2%	50.1%
% of FP17s for Band 1 Urgent Courses	40	827	4.8%	10.9%	9.2%	9.1%
% of FP17s Relating to Free Repair or Replacements	0	827	0.0%	0.9%	1.0%	0.8%
% of FP17s Relating to Continuations	12	827	1.5%	1.2%	1.4%	1.2%
% of Patients satisfied with the dentistry they have received	1	1	N/A	92.2%	93.1%	92.8%
% of Patients satisfied with the time they had to wait for an appointment	1	1	N/A	88.3%	89.5%	88.7%

* This is based on patients treated on this contract for their most recent course of treatment. Figures in italics indicate the base number of FP17s or Patient Questionnaire responses are less than 100. N/A is shown where the base number of responses is less than 10 during the period. % is calculated as Quantity/Base number*100

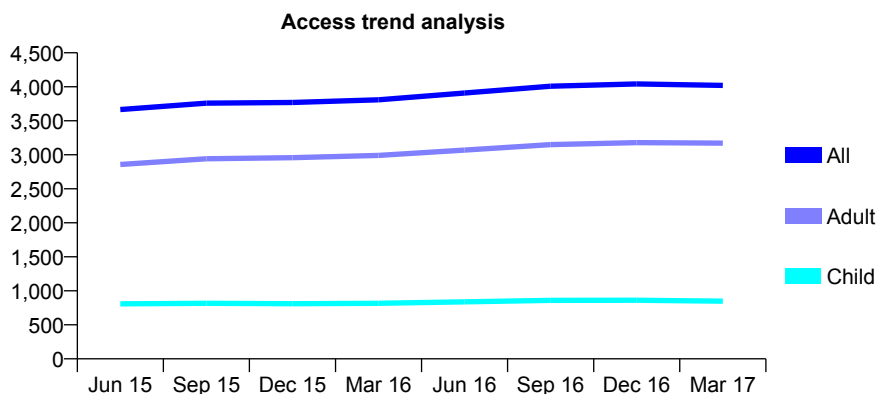
Q47 - Vital Signs At a Glance Contract Report for 942235/0001 - Year end March 2017

Name or company name	MRS CA LEADBETTER
Contract type name	GDS Contract
Purpose of contract	General
Contract start date	01/04/2006
Contract end date	

16/17 Contracted general activity (UDA)	10,453
Carry forward general activity (UDA)	187
16/17 Contracted orthodontic activity (UOA)	0
Carry forward orthodontic activity (UOA)	0
Baseline contract value	£224,440.60

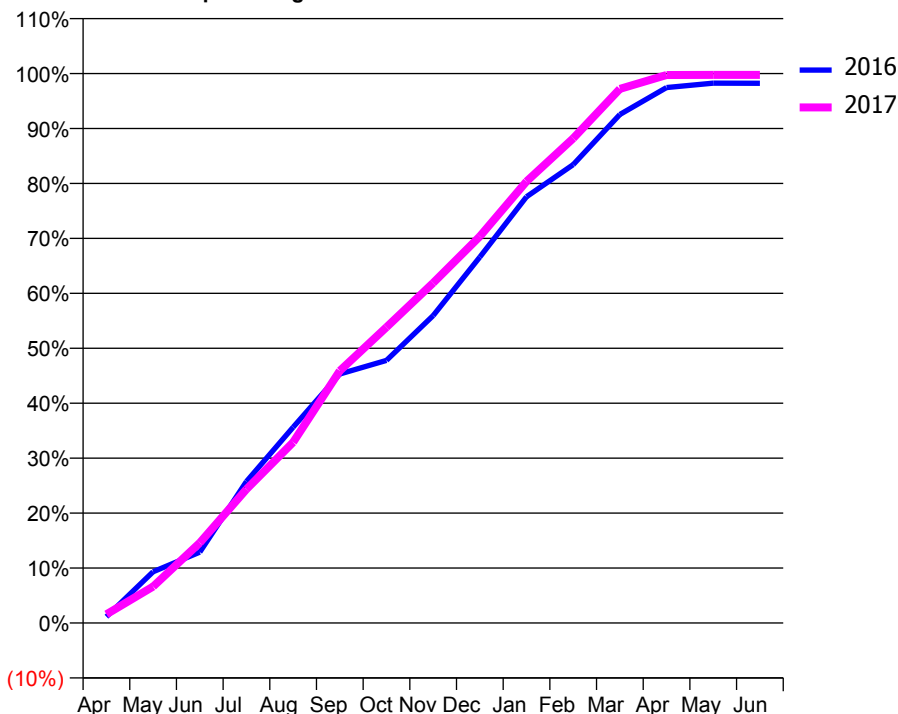
ACCESS*

Patients seen in 24 months	Total	Change since previous quarter
Quarter ending March 2016	3,808	
Quarter ending June 2016	3,908	↑
Quarter ending September 2016	4,009	↑
Quarter ending December 2016	4,042	→
Quarter ending March 2017	4,020	→
Variance since March 2016	5.6%	↑



ACTIVITY

Cumulative percentage of contracted UDA delivered 2016 & 2017



Adjusted Scheduled Activity (UDA)

Month	2016	2017
April	120	167
May	975	695
June	1,348	1,526
July	2,692	2,547
August	3,725	3,438
September	4,737	4,799
October	4,996	5,627
November	5,849	6,470
December	6,962	7,355
January	8,107	8,400
February	8,721	9,221
March	9,673	10,161
April	10,185	10,424
May	10,269	10,427
June	10,266	10,427

QUALITY

	Quantity	Base Number	Contract	AT	Region	England
% of FP17s for the same patient ID Re-attending within 3 months - Children	76	1,222	6.2%	13.2%	13.3%	12.3%
% of FP17s for the same patient ID Re-attending within 3 months - Adults	630	4,821	13.1%	17.3%	17.3%	16.7%
% of FP17s for the same patient ID Re-attending between 3 & 9 months - Children	737	1,222	60.3%	56.9%	58.9%	57.6%
% of FP17s for the same patient ID Re-attending between 3 & 9 months - Adults	2,613	4,821	54.2%	50.6%	52.2%	50.1%
% of FP17s for Band 1 Urgent Courses	873	5,864	14.9%	10.9%	9.2%	9.1%
% of FP17s Relating to Free Repair or Replacements	92	5,864	1.6%	0.9%	1.0%	0.8%
% of FP17s Relating to Continuations	76	5,864	1.3%	1.2%	1.4%	1.2%
% of Patients satisfied with the dentistry they have received	8	8	N/A	92.2%	93.1%	92.8%
% of Patients satisfied with the time they had to wait for an appointment	8	8	N/A	88.3%	89.5%	88.7%

* This is based on patients treated on this contract for their most recent course of treatment. Figures in italics indicate the base number of FP17s or Patient Questionnaire responses are less than 100. N/A is shown where the base number of responses is less than 10 during the period. % is calculated as Quantity/Base number*100

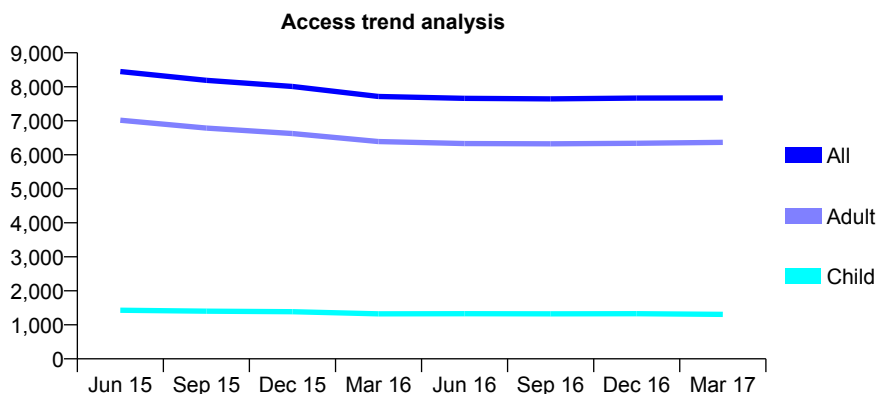
Q47 - Vital Signs At a Glance Contract Report for 997307/0001 - Year end March 2017

Name or company name	Dr H Kadri
Contract type name	GDS Contract
Purpose of contract	General
Contract start date	01/04/2006
Contract end date	

16/17 Contracted general activity (UDA)	21,231
Carry forward general activity (UDA)	-152
16/17 Contracted orthodontic activity (UOA)	0
Carry forward orthodontic activity (UOA)	0
Baseline contract value	£572,069.12

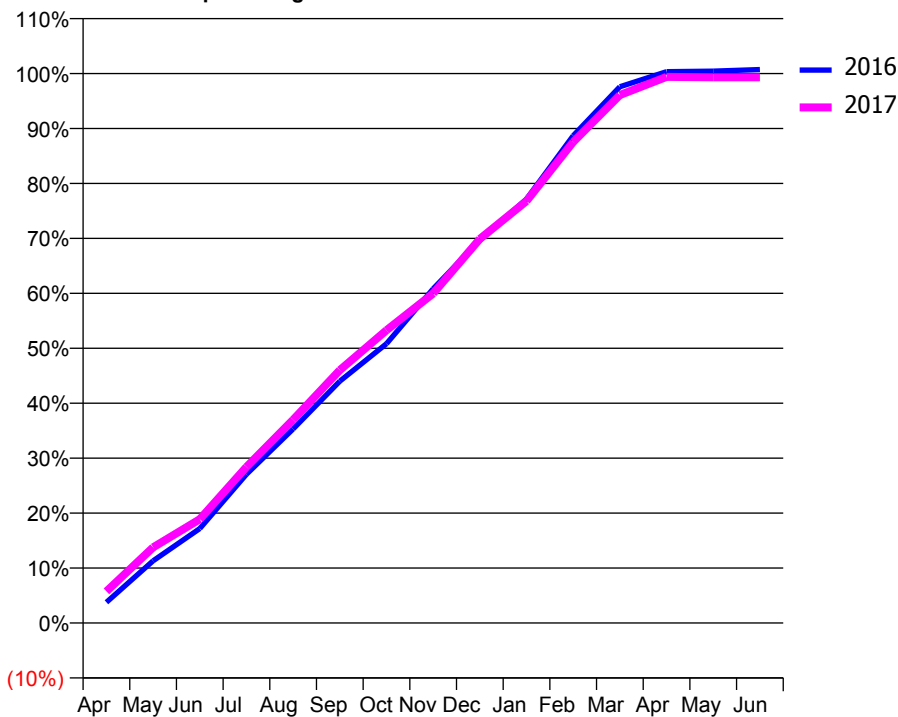
ACCESS*

Patients seen in 24 months	Total	Change since previous quarter
Quarter ending March 2016	7,716	
Quarter ending June 2016	7,662	→
Quarter ending September 2016	7,647	→
Quarter ending December 2016	7,668	→
Quarter ending March 2017	7,673	→
Variance since March 2016	(0.6%)	→



ACTIVITY

Cumulative percentage of contracted UDA delivered 2016 & 2017



Month	Adjusted Scheduled Activity (UDA)	
	2016	2017
April	801	1,226
May	2,402	2,925
June	3,650	4,011
July	5,747	6,032
August	7,497	7,853
September	9,341	9,769
October	10,791	11,309
November	12,911	12,734
December	14,787	14,842
January	16,380	16,304
February	18,830	18,587
March	20,717	20,400
April	21,301	21,100
May	21,323	21,083
June	21,383	21,086

QUALITY

	Quantity	Base Number	Contract	AT	Region	England
% of FP17s for the same patient ID Re-attending within 3 months - Children	154	2,250	6.8%	13.2%	13.3%	12.3%
% of FP17s for the same patient ID Re-attending within 3 months - Adults	1,776	10,205	17.4%	17.3%	17.3%	16.7%
% of FP17s for the same patient ID Re-attending between 3 & 9 months - Children	1,562	2,250	69.4%	56.9%	58.9%	57.6%
% of FP17s for the same patient ID Re-attending between 3 & 9 months - Adults	5,386	10,205	52.8%	50.6%	52.2%	50.1%
% of FP17s for Band 1 Urgent Courses	1,209	12,454	9.7%	10.9%	9.2%	9.1%
% of FP17s Relating to Free Repair or Replacements	162	12,454	1.3%	0.9%	1.0%	0.8%
% of FP17s Relating to Continuations	54	12,454	0.4%	1.2%	1.4%	1.2%
% of Patients satisfied with the dentistry they have received	13	16	81.3%	92.2%	93.1%	92.8%
% of Patients satisfied with the time they had to wait for an appointment	15	16	93.8%	88.3%	89.5%	88.7%

* This is based on patients treated on this contract for their most recent course of treatment. Figures in italics indicate the base number of FP17s or Patient Questionnaire responses are less than 100. N/A is shown where the base number of responses is less than 10 during the period. % is calculated as Quantity/Base number*100

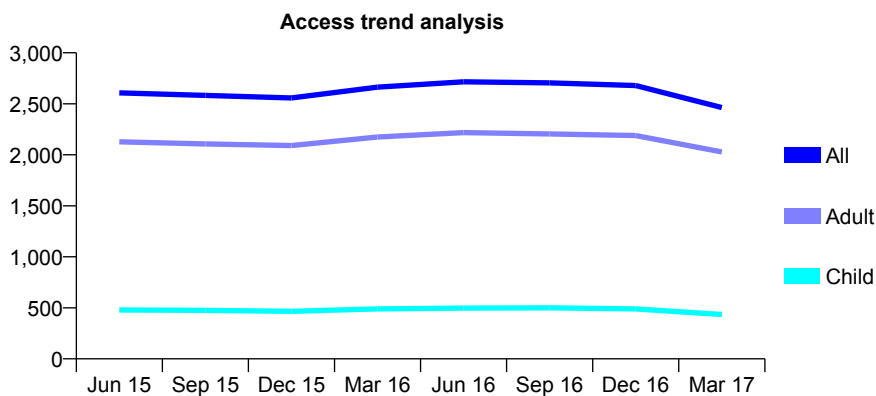
Q47 - Vital Signs At a Glance Contract Report for 999350/0001 - Year end March 2017

Name or company name	MISS EA LEAVER
Contract type name	GDS Contract
Purpose of contract	General
Contract start date	01/04/2006
Contract end date	

16/17 Contracted general activity (UDA)	8,727
Carry forward general activity (UDA)	35
16/17 Contracted orthodontic activity (UOA)	0
Carry forward orthodontic activity (UOA)	0
Baseline contract value	£167,605.19

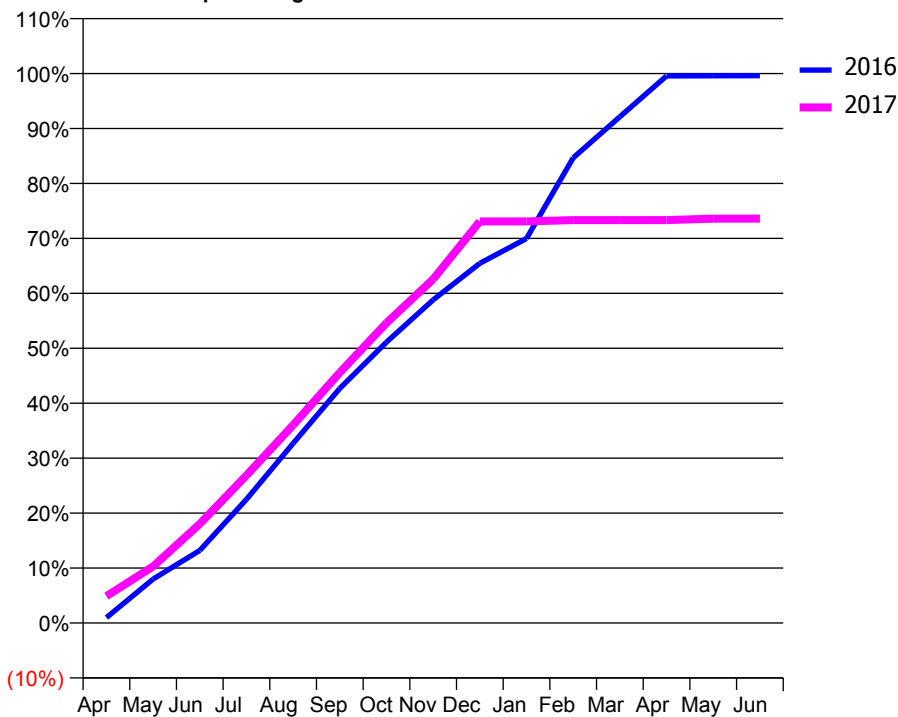
ACCESS*

Patients seen in 24 months	Total	Change since previous quarter
Quarter ending March 2016	2,664	
Quarter ending June 2016	2,716	→
Quarter ending September 2016	2,705	→
Quarter ending December 2016	2,679	→
Quarter ending March 2017	2,463	↓
Variance since March 2016	(7.5%)	↓



ACTIVITY

Cumulative percentage of contracted UDA delivered 2016 & 2017



Month	Adjusted Scheduled Activity (UDA)	
	2016	2017
April	87	426
May	698	899
June	1,153	1,575
July	1,963	2,345
August	2,854	3,143
September	3,727	3,978
October	4,462	4,767
November	5,132	5,460
December	5,713	6,378
January	6,106	6,378
February	7,389	6,398
March	8,040	6,398
April	8,689	6,398
May	8,690	6,423
June	8,692	6,423

QUALITY

	Quantity	Base Number	Contract	AT	Region	England
% of FP17s for the same patient ID Re-attending within 3 months - Children	61	625	9.8%	13.2%	13.3%	12.3%
% of FP17s for the same patient ID Re-attending within 3 months - Adults	561	2,884	19.5%	17.3%	17.3%	16.7%
% of FP17s for the same patient ID Re-attending between 3 & 9 months - Children	368	625	58.9%	56.9%	58.9%	57.6%
% of FP17s for the same patient ID Re-attending between 3 & 9 months - Adults	1,430	2,884	49.6%	50.6%	52.2%	50.1%
% of FP17s for Band 1 Urgent Courses	498	3,192	15.6%	10.9%	9.2%	9.1%
% of FP17s Relating to Free Repair or Replacements	1	3,192	0.0%	0.9%	1.0%	0.8%
% of FP17s Relating to Continuations	22	3,192	0.7%	1.2%	1.4%	1.2%
% of Patients satisfied with the dentistry they have received	6	8	N/A	92.2%	93.1%	92.8%
% of Patients satisfied with the time they had to wait for an appointment	7	8	N/A	88.3%	89.5%	88.7%

* This is based on patients treated on this contract for their most recent course of treatment. Figures in italics indicate the base number of FP17s or Patient Questionnaire responses are less than 100. N/A is shown where the base number of responses is less than 10 during the period. % is calculated as Quantity/Base number*100

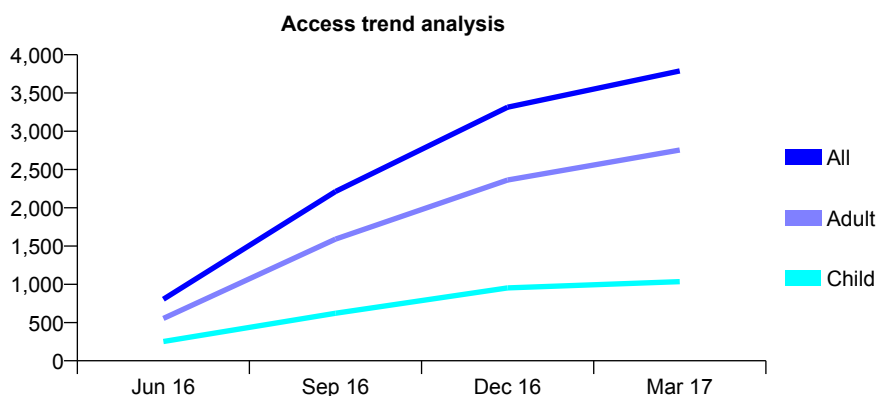
Q48 - Vital Signs At a Glance Contract Report for 100096/0000 - Year end March 2017

Name or company name	Care (Lancashire) Ltd
Contract type name	GDS Contract
Purpose of contract	General
Contract start date	01/04/2016
Contract end date	

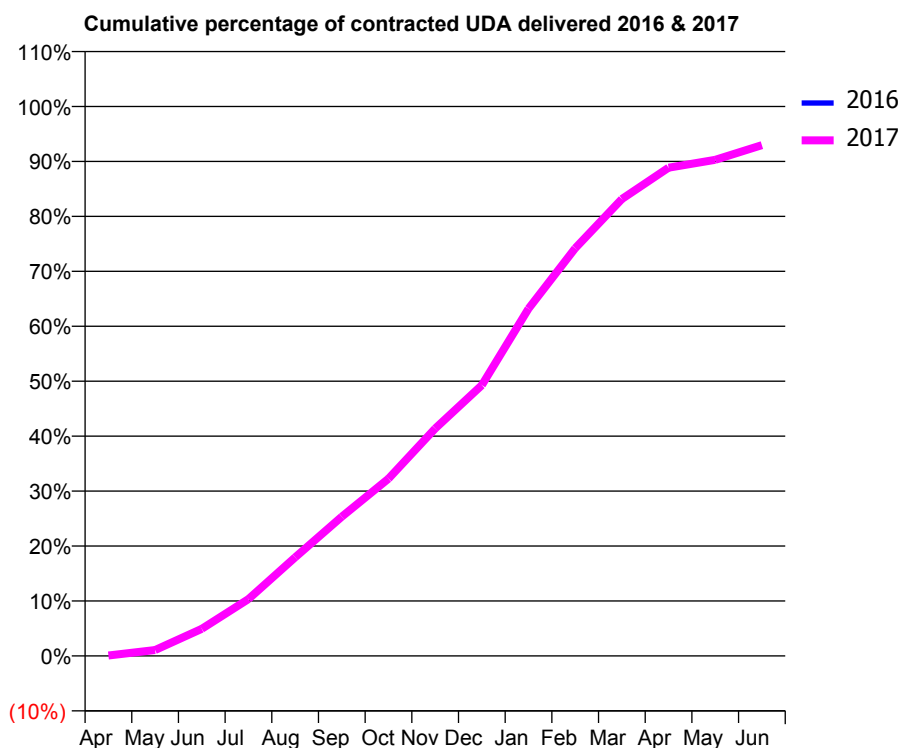
16/17 Contracted general activity (UDA)	19,000
Carry forward general activity (UDA)	0
16/17 Contracted orthodontic activity (UOA)	0
Carry forward orthodontic activity (UOA)	0
Baseline contract value	£490,371.00

ACCESS*

Patients seen in 24 months	Total	Change since previous quarter
Quarter ending March 2016	0	
Quarter ending June 2016	804	↑
Quarter ending September 2016	2,212	↑
Quarter ending December 2016	3,314	↑
Quarter ending March 2017	3,788	↑
Variance since March 2016	N/A	



ACTIVITY



Month	Adjusted Scheduled Activity (UDA)	
	2016	2017
April	0	15
May	0	205
June	0	937
July	0	1,966
August	0	3,409
September	0	4,816
October	0	6,128
November	0	7,866
December	0	9,361
January	0	12,009
February	0	14,097
March	0	15,801
April	0	16,882
May	0	17,153
June	0	17,664

QUALITY

	Quantity	Base Number	Contract	AT	Region	England
% of FP17s for the same patient ID Re-attending within 3 months - Children	129	1,874	6.9%	12.4%	13.3%	12.3%
% of FP17s for the same patient ID Re-attending within 3 months - Adults	578	4,817	12.0%	17.7%	17.3%	16.7%
% of FP17s for the same patient ID Re-attending between 3 & 9 months - Children	519	1,874	27.7%	53.8%	58.9%	57.6%
% of FP17s for the same patient ID Re-attending between 3 & 9 months - Adults	1,151	4,817	23.9%	44.6%	52.2%	50.1%
% of FP17s for Band 1 Urgent Courses	443	7,382	6.0%	11.5%	9.2%	9.1%
% of FP17s Relating to Free Repair or Replacements	12	7,382	0.2%	0.9%	1.0%	0.8%
% of FP17s Relating to Continuations	180	7,382	2.4%	1.4%	1.4%	1.2%
% of Patients satisfied with the dentistry they have received	6	7	N/A	93.9%	93.1%	92.8%
% of Patients satisfied with the time they had to wait for an appointment	5	7	N/A	89.4%	89.5%	88.7%

* This is based on patients treated on this contract for their most recent course of treatment. Figures in italics indicate the base number of FP17s or Patient Questionnaire responses are less than 100. N/A is shown where the base number of responses is less than 10 during the period. % is calculated as Quantity/Base number*100

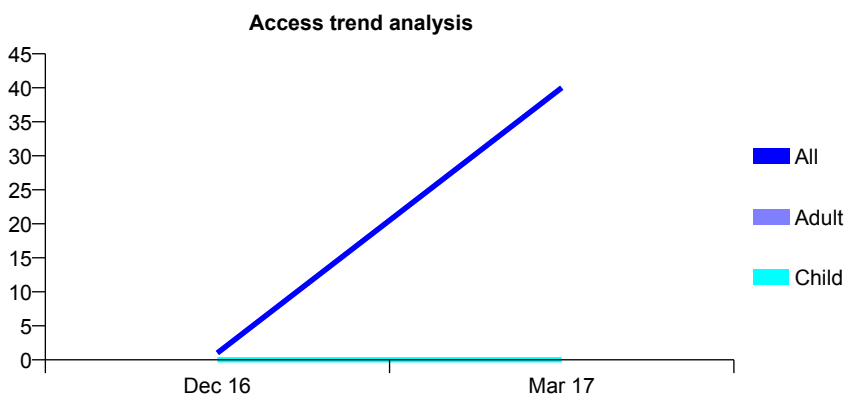
Q48 - Vital Signs At a Glance Contract Report for 100256/0000 - Year end March 2017

Name or company name	Bridgewater Community Healthcare NHS F
Contract type name	PDS Contract
Purpose of contract	General
Contract start date	01/12/2016
Contract end date	30/11/2019

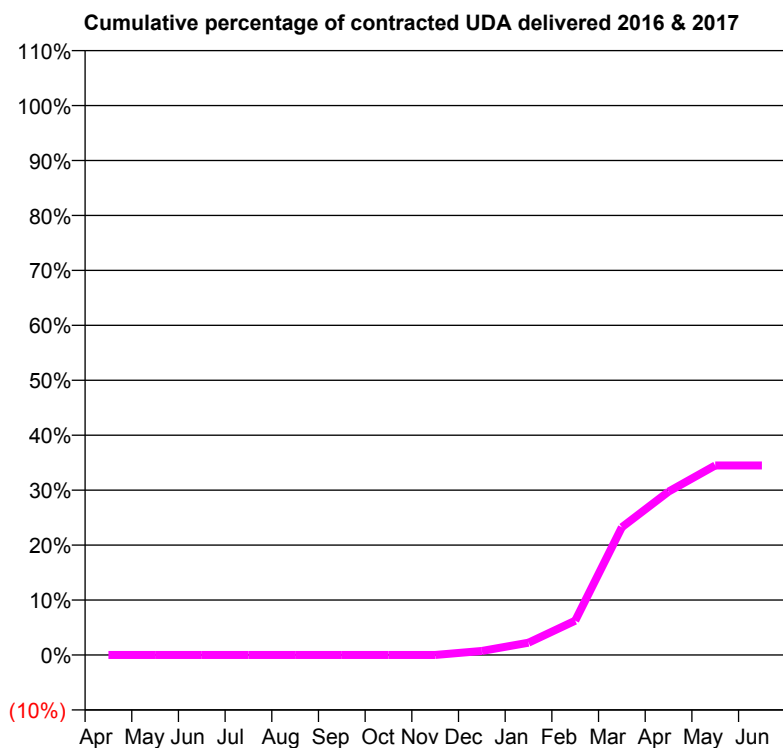
16/17 Contracted general activity (UDA)	400
Carry forward general activity (UDA)	0
16/17 Contracted orthodontic activity (UOA)	0
Carry forward orthodontic activity (UOA)	0
Baseline contract value	£21,482.67

ACCESS*

Patients seen in 24 months	Total	Change since previous quarter
Quarter ending March 2016	0	
Quarter ending June 2016	0	
Quarter ending September 2016	0	
Quarter ending December 2016	1	↑
Quarter ending March 2017	40	↑
Variance since March 2016	N/A	



ACTIVITY



Month	Adjusted Scheduled Activity (UDA)	
	2016	2017
April	0	0
May	0	0
June	0	0
July	0	0
August	0	0
September	0	0
October	0	0
November	0	0
December	0	3
January	0	9
February	0	25
March	0	93
April	0	119
May	0	138
June	0	138

QUALITY

	Quantity	Base Number	Contract	AT	Region	England
% of FP17s for the same patient ID Re-attending within 3 months - Children	0	0	N/A	12.4%	13.3%	12.3%
% of FP17s for the same patient ID Re-attending within 3 months - Adults	0	35	0.0%	17.7%	17.3%	16.7%
% of FP17s for the same patient ID Re-attending between 3 & 9 months - Children	0	0	N/A	53.8%	58.9%	57.6%
% of FP17s for the same patient ID Re-attending between 3 & 9 months - Adults	0	35	0.0%	44.6%	52.2%	50.1%
% of FP17s for Band 1 Urgent Courses	0	54	0.0%	11.5%	9.2%	9.1%
% of FP17s Relating to Free Repair or Replacements	0	54	0.0%	0.9%	1.0%	0.8%
% of FP17s Relating to Continuations	0	54	0.0%	1.4%	1.4%	1.2%
% of Patients satisfied with the dentistry they have received	0	0	N/A	93.9%	93.1%	92.8%
% of Patients satisfied with the time they had to wait for an appointment	0	0	N/A	89.4%	89.5%	88.7%

* This is based on patients treated on this contract for their most recent course of treatment. Figures in italics indicate the base number of FP17s or Patient Questionnaire responses are less than 100. N/A is shown where the base number of responses is less than 10 during the period. % is calculated as Quantity/Base number*100

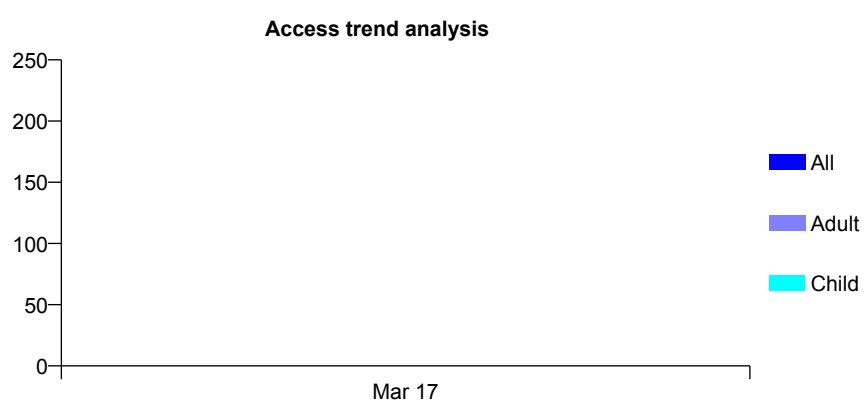
Q48 - Vital Signs At a Glance Contract Report for 100260/0000 - Year end March 2017

Name or company name	Winston & Kelso
Contract type name	PDS Contract
Purpose of contract	General
Contract start date	01/12/2016
Contract end date	30/11/2019

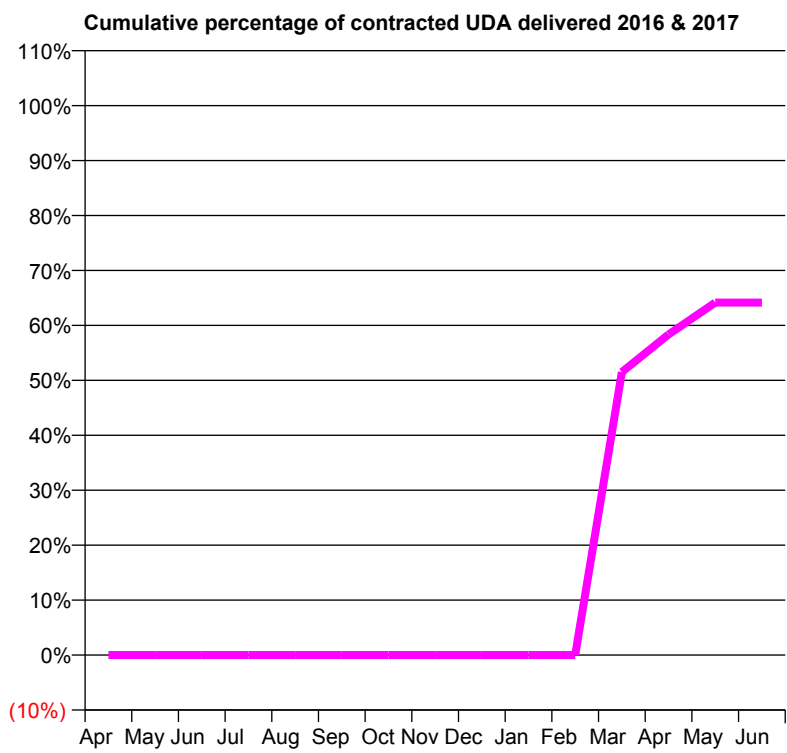
16/17 Contracted general activity (UDA)	1,400
Carry forward general activity (UDA)	0
16/17 Contracted orthodontic activity (UOA)	0
Carry forward orthodontic activity (UOA)	0
Baseline contract value	£72,839.67

ACCESS*

Patients seen in 24 months	Total	Change since previous quarter
Quarter ending March 2016	0	
Quarter ending June 2016	0	
Quarter ending September 2016	0	
Quarter ending December 2016	0	
Quarter ending March 2017	231	
Variance since March 2016	N/A	



ACTIVITY



Month	Adjusted Scheduled Activity (UDA)	
	2016	2017
April	0	0
May	0	0
June	0	0
July	0	0
August	0	0
September	0	0
October	0	0
November	0	0
December	0	0
January	0	0
February	0	0
March	0	721
April	0	817
May	0	898
June	0	898

QUALITY

	Quantity	Base Number	Contract	AT	Region	England
% of FP17s for the same patient ID Re-attending within 3 months - Children	0	2	0.0%	12.4%	13.3%	12.3%
% of FP17s for the same patient ID Re-attending within 3 months - Adults	0	239	0.0%	17.7%	17.3%	16.7%
% of FP17s for the same patient ID Re-attending between 3 & 9 months - Children	0	2	0.0%	53.8%	58.9%	57.6%
% of FP17s for the same patient ID Re-attending between 3 & 9 months - Adults	0	239	0.0%	44.6%	52.2%	50.1%
% of FP17s for Band 1 Urgent Courses	0	300	0.0%	11.5%	9.2%	9.1%
% of FP17s Relating to Free Repair or Replacements	0	300	0.0%	0.9%	1.0%	0.8%
% of FP17s Relating to Continuations	1	300	0.3%	1.4%	1.4%	1.2%
% of Patients satisfied with the dentistry they have received	0	0	N/A	93.9%	93.1%	92.8%
% of Patients satisfied with the time they had to wait for an appointment	0	0	N/A	89.4%	89.5%	88.7%

* This is based on patients treated on this contract for their most recent course of treatment. Figures in italics indicate the base number of FP17s or Patient Questionnaire responses are less than 100. N/A is shown where the base number of responses is less than 10 during the period. % is calculated as Quantity/Base number*100

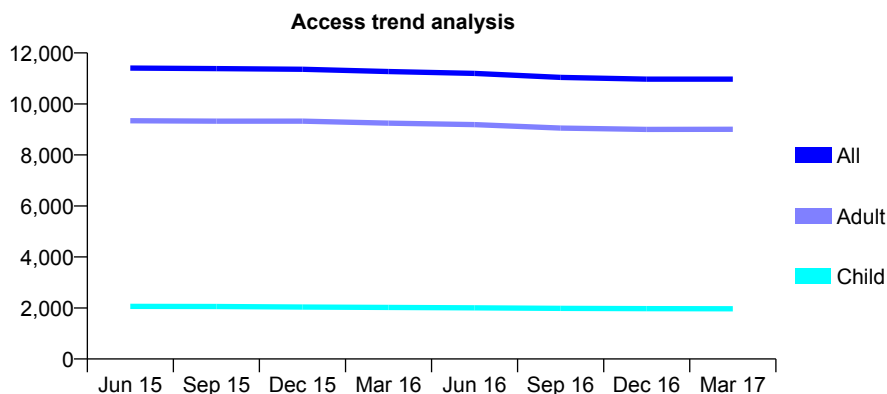
Q48 - Vital Signs At a Glance Contract Report for 101281/0115 - Year end March 2017

Name or company name	OASIS DENTAL CARE LTD
Contract type name	GDS Contract
Purpose of contract	General
Contract start date	01/04/2006
Contract end date	

16/17 Contracted general activity (UDA)	34,474
Carry forward general activity (UDA)	0
16/17 Contracted orthodontic activity (UOA)	0
Carry forward orthodontic activity (UOA)	0
Baseline contract value	£947,884.99

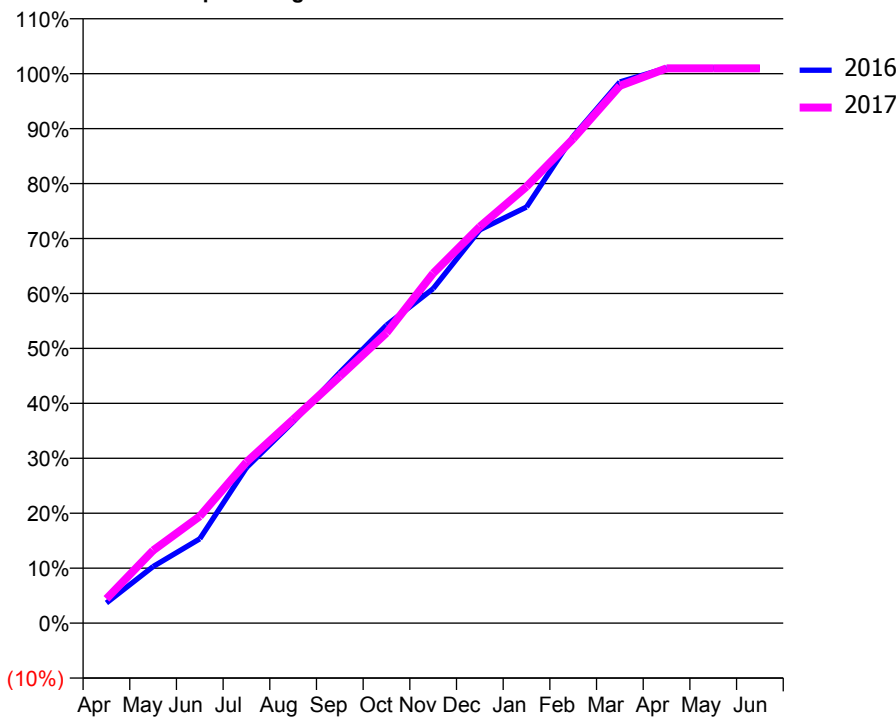
ACCESS*

Patients seen in 24 months	Total	Change since previous quarter
Quarter ending March 2016	11,270	
Quarter ending June 2016	11,195	→
Quarter ending September 2016	11,039	↓
Quarter ending December 2016	10,971	→
Quarter ending March 2017	10,973	→
Variance since March 2016	(2.6%)	↓



ACTIVITY

Cumulative percentage of contracted UDA delivered 2016 & 2017



QUALITY

	Quantity	Base Number	Contract	AT	Region	England
% of FP17s for the same patient ID Re-attending within 3 months - Children	351	3,512	10.0%	12.4%	13.3%	12.3%
% of FP17s for the same patient ID Re-attending within 3 months - Adults	2,547	15,418	16.5%	17.7%	17.3%	16.7%
% of FP17s for the same patient ID Re-attending between 3 & 9 months - Children	2,464	3,512	70.2%	53.8%	58.9%	57.6%
% of FP17s for the same patient ID Re-attending between 3 & 9 months - Adults	9,877	15,418	64.1%	44.6%	52.2%	50.1%
% of FP17s for Band 1 Urgent Courses	1,189	18,966	6.3%	11.5%	9.2%	9.1%
% of FP17s Relating to Free Repair or Replacements	398	18,966	2.1%	0.9%	1.0%	0.8%
% of FP17s Relating to Continuations	310	18,966	1.6%	1.4%	1.4%	1.2%
% of Patients satisfied with the dentistry they have received	35	36	97.2%	93.9%	93.1%	92.8%
% of Patients satisfied with the time they had to wait for an appointment	32	36	88.9%	89.4%	89.5%	88.7%

* This is based on patients treated on this contract for their most recent course of treatment. Figures in italics indicate the base number of FP17s or Patient Questionnaire responses are less than 100. N/A is shown where the base number of responses is less than 10 during the period. % is calculated as Quantity/Base number*100

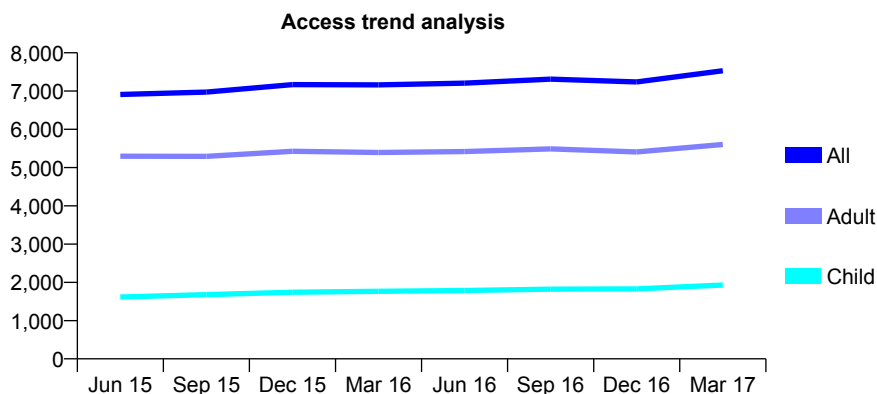
Q48 - Vital Signs At a Glance Contract Report for 101281/0168 - Year end March 2017

Name or company name	OASIS DENTAL CARE LTD
Contract type name	GDS Contract
Purpose of contract	General
Contract start date	29/05/2007
Contract end date	

16/17 Contracted general activity (UDA)	20,675
Carry forward general activity (UDA)	0
16/17 Contracted orthodontic activity (UOA)	0
Carry forward orthodontic activity (UOA)	0
Baseline contract value	£562,627.31

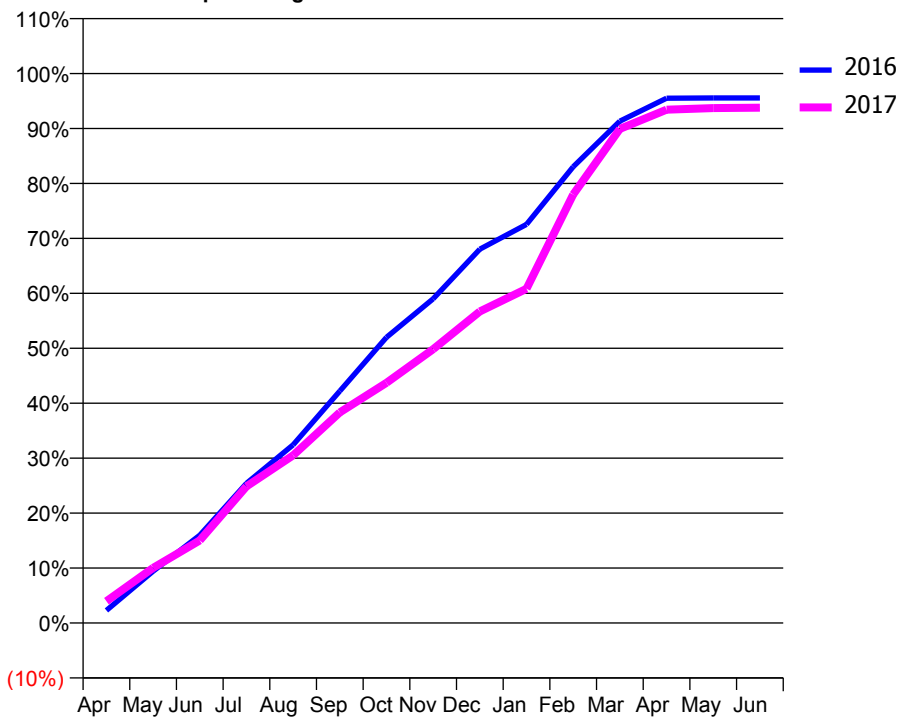
ACCESS*

Patients seen in 24 months	Total	Change since previous quarter
Quarter ending March 2016	7,161	
Quarter ending June 2016	7,207	→
Quarter ending September 2016	7,310	→
Quarter ending December 2016	7,237	→
Quarter ending March 2017	7,531	↑
Variance since March 2016	5.2%	↑



ACTIVITY

Cumulative percentage of contracted UDA delivered 2016 & 2017



Month	Adjusted Scheduled Activity (UDA)	
	2016	2017
April	473	820
May	1,950	2,077
June	3,305	3,107
July	5,253	5,141
August	6,706	6,309
September	8,730	7,923
October	10,749	9,040
November	12,199	10,302
December	14,064	11,722
January	15,001	12,575
February	17,164	16,124
March	18,880	18,591
April	19,747	19,316
May	19,754	19,375
June	19,757	19,389

QUALITY

	Quantity	Base Number	Contract	AT	Region	England
% of FP17s for the same patient ID Re-attending within 3 months - Children	271	2,562	10.6%	12.4%	13.3%	12.3%
% of FP17s for the same patient ID Re-attending within 3 months - Adults	1,191	7,085	16.8%	17.7%	17.3%	16.7%
% of FP17s for the same patient ID Re-attending between 3 & 9 months - Children	1,229	2,562	48.0%	53.8%	58.9%	57.6%
% of FP17s for the same patient ID Re-attending between 3 & 9 months - Adults	2,971	7,085	41.9%	44.6%	52.2%	50.1%
% of FP17s for Band 1 Urgent Courses	2,278	9,621	23.7%	11.5%	9.2%	9.1%
% of FP17s Relating to Free Repair or Replacements	29	9,621	0.3%	0.9%	1.0%	0.8%
% of FP17s Relating to Continuations	98	9,621	1.0%	1.4%	1.4%	1.2%
% of Patients satisfied with the dentistry they have received	11	11	100.0%	93.9%	93.1%	92.8%
% of Patients satisfied with the time they had to wait for an appointment	11	11	100.0%	89.4%	89.5%	88.7%

* This is based on patients treated on this contract for their most recent course of treatment. Figures in italics indicate the base number of FP17s or Patient Questionnaire responses are less than 100. N/A is shown where the base number of responses is less than 10 during the period. % is calculated as Quantity/Base number*100

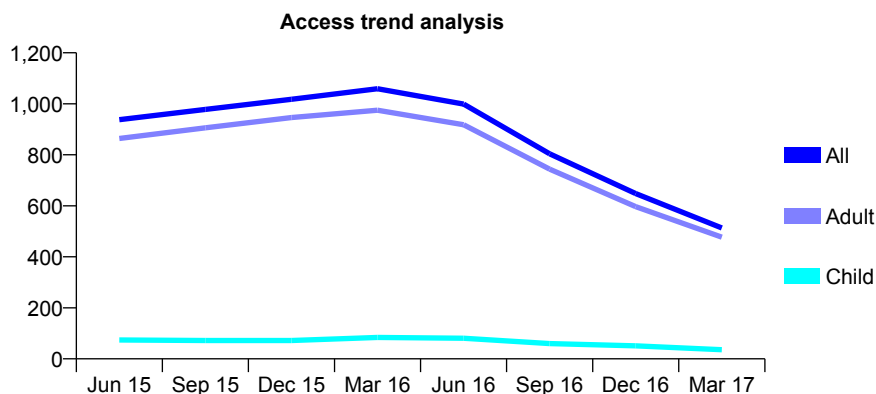
Q48 - Vital Signs At a Glance Contract Report for 101281/0174 - Year end March 2017

Name or company name	OASIS DENTAL CARE LTD
Contract type name	GDS Contract
Purpose of contract	General
Contract start date	08/10/2007
Contract end date	31/05/2016

16/17 Contracted general activity (UDA)	250
Carry forward general activity (UDA)	0
16/17 Contracted orthodontic activity (UOA)	0
Carry forward orthodontic activity (UOA)	0
Baseline contract value	£13,020.66

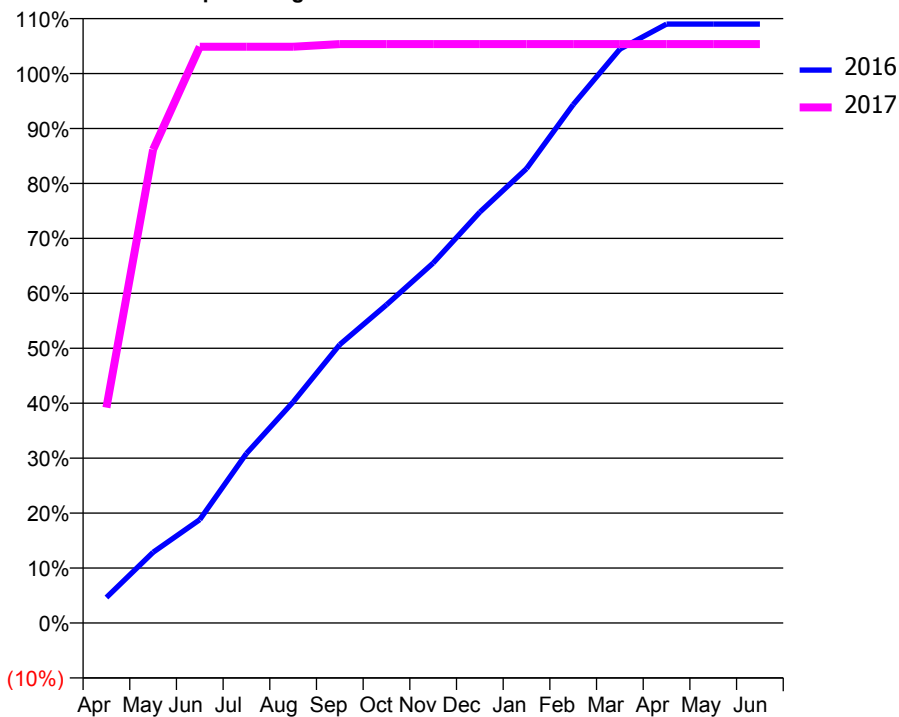
ACCESS*

Patients seen in 24 months	Total	Change since previous quarter
Quarter ending March 2016	1,059	
Quarter ending June 2016	999	↓
Quarter ending September 2016	804	↓
Quarter ending December 2016	648	↓
Quarter ending March 2017	513	↓
Variance since March 2016	(51.6%)	↓



ACTIVITY

Cumulative percentage of contracted UDA delivered 2016 & 2017



Adjusted Scheduled Activity (UDA)

Month	2016	2017
April	70	98
May	193	215
June	282	262
July	463	262
August	603	262
September	760	263
October	869	263
November	983	263
December	1,122	263
January	1,240	263
February	1,415	263
March	1,566	263
April	1,635	263
May	1,635	263
June	1,635	263

QUALITY

	Quantity	Base Number	Contract	AT	Region	England
% of FP17s for the same patient ID Re-attending within 3 months - Children	1	22	4.5%	12.4%	13.3%	12.3%
% of FP17s for the same patient ID Re-attending within 3 months - Adults	34	260	13.1%	17.7%	17.3%	16.7%
% of FP17s for the same patient ID Re-attending between 3 & 9 months - Children	0	22	0.0%	53.8%	58.9%	57.6%
% of FP17s for the same patient ID Re-attending between 3 & 9 months - Adults	12	260	4.6%	44.6%	52.2%	50.1%
% of FP17s for Band 1 Urgent Courses	212	225	94.2%	11.5%	9.2%	9.1%
% of FP17s Relating to Free Repair or Replacements	0	225	0.0%	0.9%	1.0%	0.8%
% of FP17s Relating to Continuations	0	225	0.0%	1.4%	1.4%	1.2%
% of Patients satisfied with the dentistry they have received	0	0	N/A	93.9%	93.1%	92.8%
% of Patients satisfied with the time they had to wait for an appointment	0	0	N/A	89.4%	89.5%	88.7%

* This is based on patients treated on this contract for their most recent course of treatment. Figures in italics indicate the base number of FP17s or Patient Questionnaire responses are less than 100. N/A is shown where the base number of responses is less than 10 during the period. % is calculated as Quantity/Base number*100

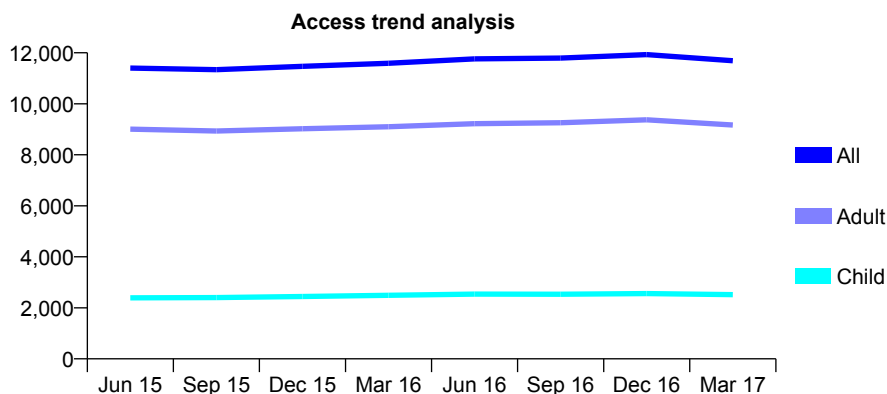
Q48 - Vital Signs At a Glance Contract Report for 101338/0039 - Year end March 2017

Name or company name	Whitecross Dental Care Limited
Contract type name	GDS Contract
Purpose of contract	General
Contract start date	01/04/2006
Contract end date	

16/17 Contracted general activity (UDA)	39,698
Carry forward general activity (UDA)	215
16/17 Contracted orthodontic activity (UOA)	0
Carry forward orthodontic activity (UOA)	0
Baseline contract value	£1,012,703.04

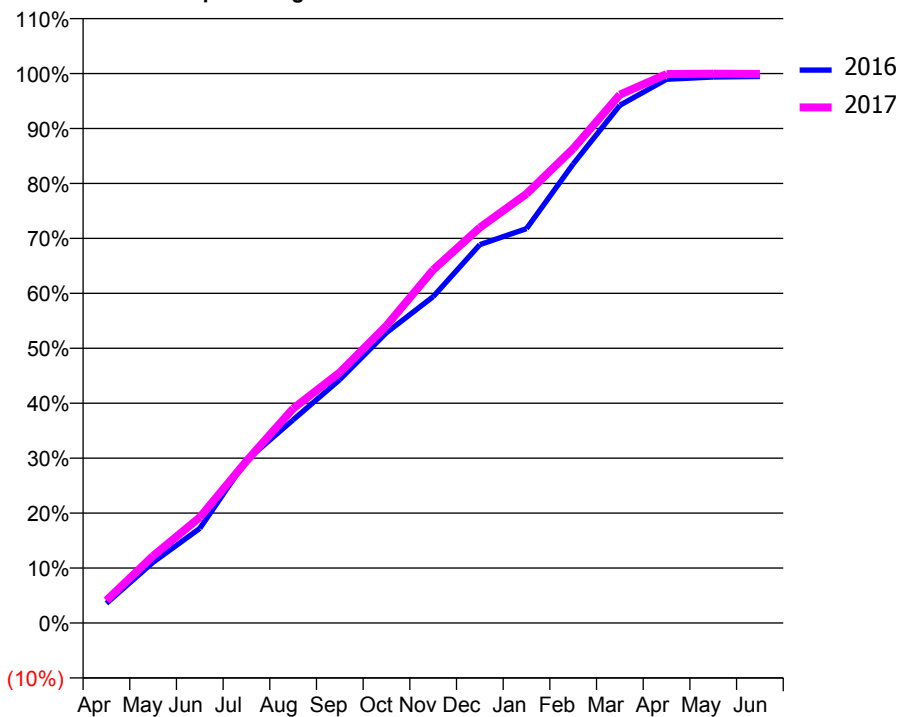
ACCESS*

Patients seen in 24 months	Total	Change since previous quarter
Quarter ending March 2016	11,590	
Quarter ending June 2016	11,760	→
Quarter ending September 2016	11,793	→
Quarter ending December 2016	11,930	→
Quarter ending March 2017	11,687	↓
Variance since March 2016	0.8%	→



ACTIVITY

Cumulative percentage of contracted UDA delivered 2016 & 2017



Month	Adjusted Scheduled Activity (UDA)	
	2016	2017
April	1,420	1,629
May	4,385	4,852
June	6,838	7,632
July	11,762	11,701
August	14,672	15,491
September	17,584	18,106
October	20,973	21,488
November	23,583	25,515
December	27,334	28,570
January	28,493	31,005
February	33,166	34,273
March	37,406	38,176
April	39,276	39,656
May	39,440	39,688
June	39,483	39,664

QUALITY

	Quantity	Base Number	Contract	AT	Region	England
% of FP17s for the same patient ID Re-attending within 3 months - Children	326	3,241	10.1%	12.4%	13.3%	12.3%
% of FP17s for the same patient ID Re-attending within 3 months - Adults	1,764	10,962	16.1%	17.7%	17.3%	16.7%
% of FP17s for the same patient ID Re-attending between 3 & 9 months - Children	1,529	3,241	47.2%	53.8%	58.9%	57.6%
% of FP17s for the same patient ID Re-attending between 3 & 9 months - Adults	4,617	10,962	42.1%	44.6%	52.2%	50.1%
% of FP17s for Band 1 Urgent Courses	1,307	14,006	9.3%	11.5%	9.2%	9.1%
% of FP17s Relating to Free Repair or Replacements	61	14,006	0.4%	0.9%	1.0%	0.8%
% of FP17s Relating to Continuations	255	14,006	1.8%	1.4%	1.4%	1.2%
% of Patients satisfied with the dentistry they have received	26	30	86.7%	93.9%	93.1%	92.8%
% of Patients satisfied with the time they had to wait for an appointment	27	30	90.0%	89.4%	89.5%	88.7%

* This is based on patients treated on this contract for their most recent course of treatment. Figures in italics indicate the base number of FP17s or Patient Questionnaire responses are less than 100. N/A is shown where the base number of responses is less than 10 during the period. % is calculated as Quantity/Base number*100

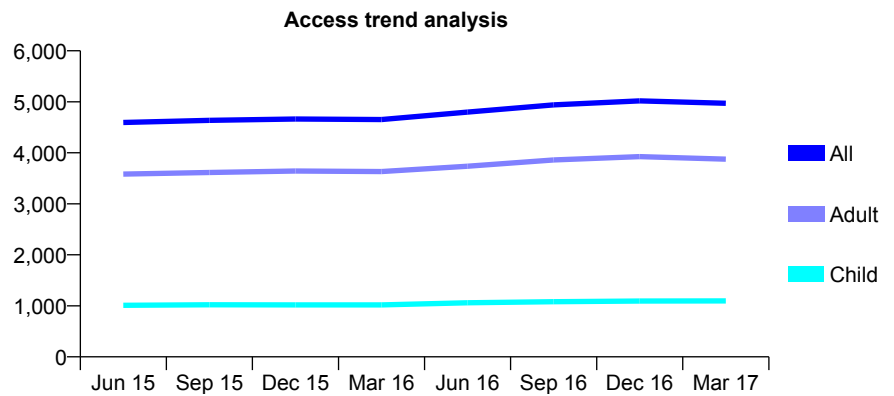
Q48 - Vital Signs At a Glance Contract Report for 101338/0061 - Year end March 2017

Name or company name	Whitecross Dental Care Limited
Contract type name	GDS Contract
Purpose of contract	General
Contract start date	01/03/2008
Contract end date	

16/17 Contracted general activity (UDA)	18,976
Carry forward general activity (UDA)	0
16/17 Contracted orthodontic activity (UOA)	0
Carry forward orthodontic activity (UOA)	0
Baseline contract value	£484,187.27

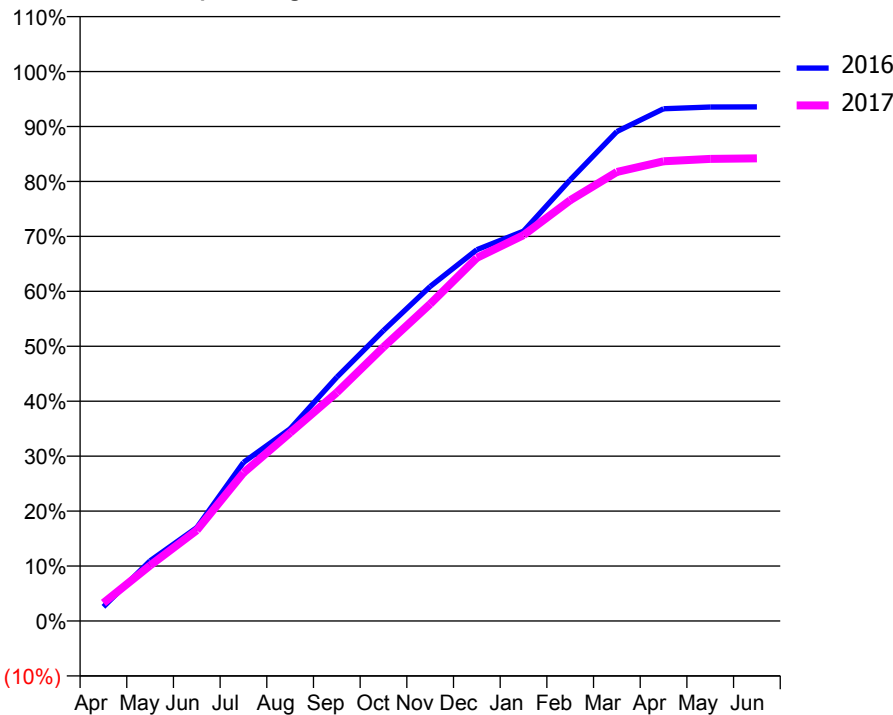
ACCESS*

Patients seen in 24 months	Total	Change since previous quarter
Quarter ending March 2016	4,651	
Quarter ending June 2016	4,798	↑
Quarter ending September 2016	4,941	↑
Quarter ending December 2016	5,018	→
Quarter ending March 2017	4,971	→
Variance since March 2016	6.9%	↑



ACTIVITY

Cumulative percentage of contracted UDA delivered 2016 & 2017



Month	Adjusted Scheduled Activity (UDA)	
	2016	2017
April	492	622
May	2,079	1,917
June	3,225	3,132
July	5,477	5,117
August	6,638	6,501
September	8,418	7,891
October	10,030	9,461
November	11,551	10,946
December	12,821	12,542
January	13,465	13,322
February	15,236	14,531
March	16,902	15,505
April	17,690	15,877
May	17,751	15,960
June	17,752	15,977

QUALITY

	Quantity	Base Number	Contract	AT	Region	England
% of FP17s for the same patient ID Re-attending within 3 months - Children	118	1,364	8.7%	12.4%	13.3%	12.3%
% of FP17s for the same patient ID Re-attending within 3 months - Adults	583	4,056	14.4%	17.7%	17.3%	16.7%
% of FP17s for the same patient ID Re-attending between 3 & 9 months - Children	612	1,364	44.9%	53.8%	58.9%	57.6%
% of FP17s for the same patient ID Re-attending between 3 & 9 months - Adults	1,501	4,056	37.0%	44.6%	52.2%	50.1%
% of FP17s for Band 1 Urgent Courses	471	5,380	8.8%	11.5%	9.2%	9.1%
% of FP17s Relating to Free Repair or Replacements	60	5,380	1.1%	0.9%	1.0%	0.8%
% of FP17s Relating to Continuations	104	5,380	1.9%	1.4%	1.4%	1.2%
% of Patients satisfied with the dentistry they have received	11	11	100.0%	93.9%	93.1%	92.8%
% of Patients satisfied with the time they had to wait for an appointment	11	11	100.0%	89.4%	89.5%	88.7%

* This is based on patients treated on this contract for their most recent course of treatment. Figures in italics indicate the base number of FP17s or Patient Questionnaire responses are less than 100. N/A is shown where the base number of responses is less than 10 during the period. % is calculated as Quantity/Base number*100

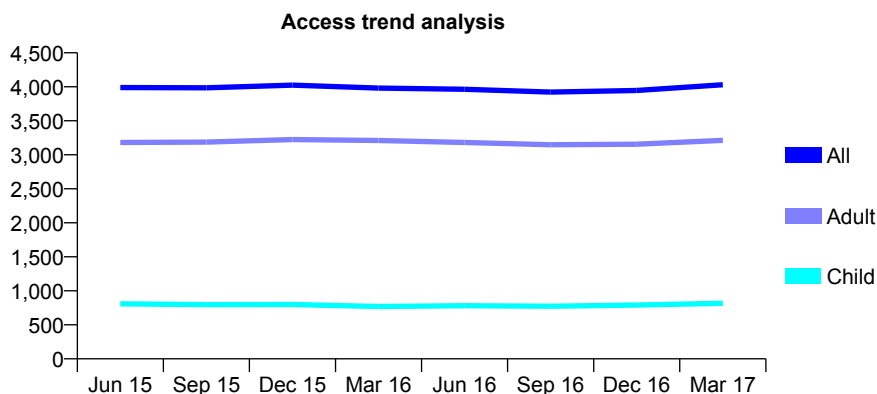
Q48 - Vital Signs At a Glance Contract Report for 101338/0063 - Year end March 2017

Name or company name	Whitecross Dental Care Limited
Contract type name	GDS Contract
Purpose of contract	General
Contract start date	01/04/2008
Contract end date	

16/17 Contracted general activity (UDA)	13,627
Carry forward general activity (UDA)	0
16/17 Contracted orthodontic activity (UOA)	0
Carry forward orthodontic activity (UOA)	0
Baseline contract value	£351,940.61

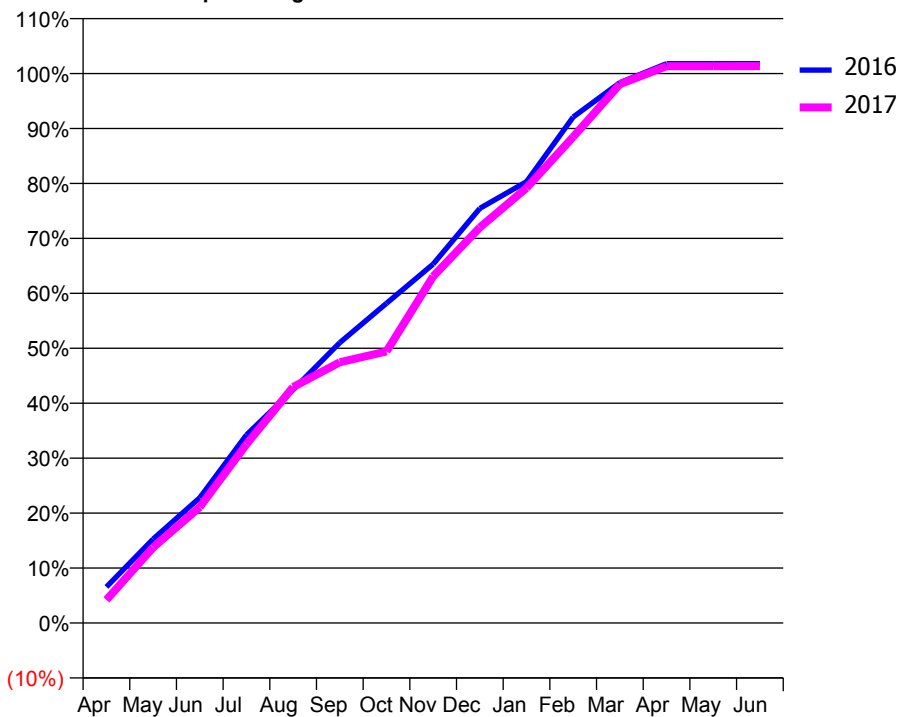
ACCESS*

Patients seen in 24 months	Total	Change since previous quarter
Quarter ending March 2016	3,981	
Quarter ending June 2016	3,963	→
Quarter ending September 2016	3,923	↓
Quarter ending December 2016	3,946	→
Quarter ending March 2017	4,030	↑
Variance since March 2016	1.2%	→



ACTIVITY

Cumulative percentage of contracted UDA delivered 2016 & 2017



Month	Adjusted Scheduled Activity (UDA)	
	2016	2017
April	893	574
May	2,082	1,873
June	3,105	2,876
July	4,663	4,433
August	5,786	5,852
September	6,952	6,467
October	7,927	6,735
November	8,901	8,595
December	10,284	9,811
January	10,945	10,790
February	12,549	12,056
March	13,402	13,361
April	13,871	13,809
May	13,871	13,809
June	13,872	13,810

QUALITY

	Quantity	Base Number	Contract	AT	Region	England
% of FP17s for the same patient ID Re-attending within 3 months - Children	54	986	5.5%	12.4%	13.3%	12.3%
% of FP17s for the same patient ID Re-attending within 3 months - Adults	472	3,885	12.1%	17.7%	17.3%	16.7%
% of FP17s for the same patient ID Re-attending between 3 & 9 months - Children	450	986	45.6%	53.8%	58.9%	57.6%
% of FP17s for the same patient ID Re-attending between 3 & 9 months - Adults	1,938	3,885	49.9%	44.6%	52.2%	50.1%
% of FP17s for Band 1 Urgent Courses	287	4,872	5.9%	11.5%	9.2%	9.1%
% of FP17s Relating to Free Repair or Replacements	30	4,872	0.6%	0.9%	1.0%	0.8%
% of FP17s Relating to Continuations	67	4,872	1.4%	1.4%	1.4%	1.2%
% of Patients satisfied with the dentistry they have received	7	8	N/A	93.9%	93.1%	92.8%
% of Patients satisfied with the time they had to wait for an appointment	8	8	N/A	89.4%	89.5%	88.7%

* This is based on patients treated on this contract for their most recent course of treatment. Figures in italics indicate the base number of FP17s or Patient Questionnaire responses are less than 100. N/A is shown where the base number of responses is less than 10 during the period. % is calculated as Quantity/Base number*100

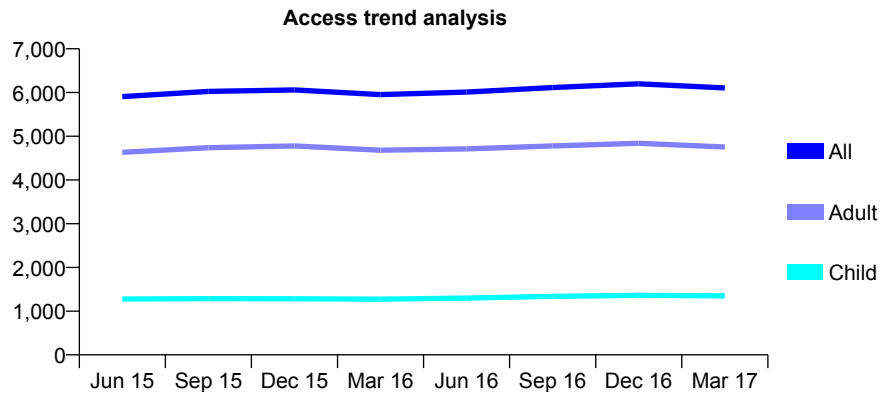
Q48 - Vital Signs At a Glance Contract Report for 101370/0051 - Year end March 2017

Name or company name	Petrie Tucker and Partners Ltd
Contract type name	GDS Contract
Purpose of contract	General
Contract start date	01/04/2006
Contract end date	

16/17 Contracted general activity (UDA)	20,143
Carry forward general activity (UDA)	0
16/17 Contracted orthodontic activity (UOA)	0
Carry forward orthodontic activity (UOA)	0
Baseline contract value	£513,854.39

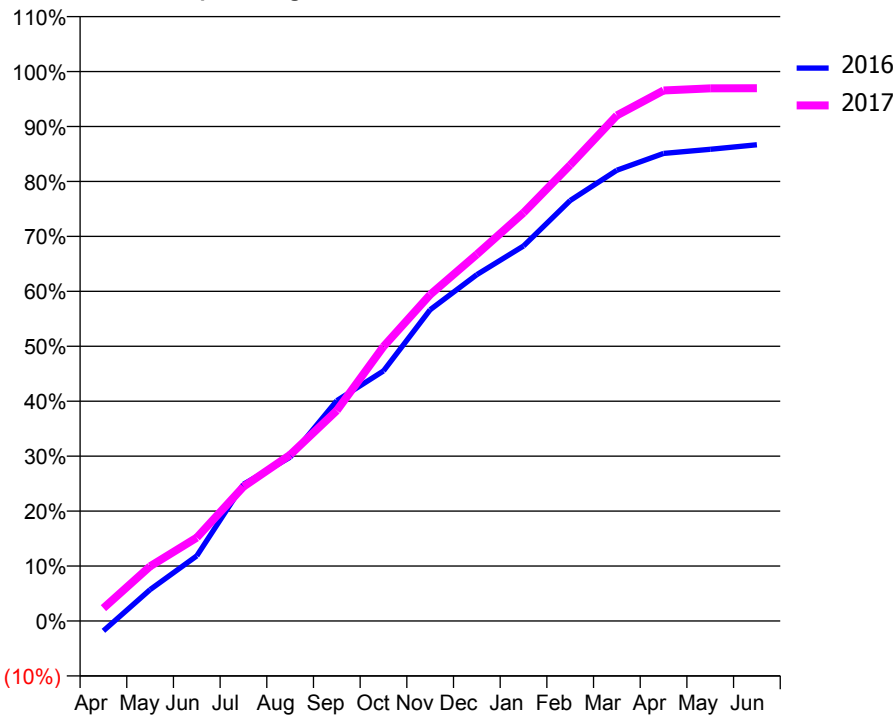
ACCESS*

Patients seen in 24 months	Total	Change since previous quarter
Quarter ending March 2016	5,953	
Quarter ending June 2016	6,009	→
Quarter ending September 2016	6,115	→
Quarter ending December 2016	6,199	→
Quarter ending March 2017	6,104	↓
Variance since March 2016	2.5%	↑



ACTIVITY

Cumulative percentage of contracted UDA delivered 2016 & 2017



Month	Adjusted Scheduled Activity (UDA)	
	2016	2017
April	-362	469
May	1,149	2,006
June	2,389	3,057
July	5,011	4,923
August	6,006	6,092
September	8,078	7,714
October	9,169	10,062
November	11,410	11,964
December	12,697	13,439
January	13,749	14,966
February	15,413	16,713
March	16,526	18,533
April	17,139	19,448
May	17,292	19,523
June	17,458	19,530

QUALITY

	Quantity	Base Number	Contract	AT	Region	England
% of FP17s for the same patient ID Re-attending within 3 months - Children	129	1,852	7.0%	12.4%	13.3%	12.3%
% of FP17s for the same patient ID Re-attending within 3 months - Adults	957	5,941	16.1%	17.7%	17.3%	16.7%
% of FP17s for the same patient ID Re-attending between 3 & 9 months - Children	826	1,852	44.6%	53.8%	58.9%	57.6%
% of FP17s for the same patient ID Re-attending between 3 & 9 months - Adults	2,358	5,941	39.7%	44.6%	52.2%	50.1%
% of FP17s for Band 1 Urgent Courses	567	7,754	7.3%	11.5%	9.2%	9.1%
% of FP17s Relating to Free Repair or Replacements	50	7,754	0.6%	0.9%	1.0%	0.8%
% of FP17s Relating to Continuations	196	7,754	2.5%	1.4%	1.4%	1.2%
% of Patients satisfied with the dentistry they have received	15	16	93.8%	93.9%	93.1%	92.8%
% of Patients satisfied with the time they had to wait for an appointment	15	16	93.8%	89.4%	89.5%	88.7%

* This is based on patients treated on this contract for their most recent course of treatment. Figures in italics indicate the base number of FP17s or Patient Questionnaire responses are less than 100. N/A is shown where the base number of responses is less than 10 during the period. % is calculated as Quantity/Base number*100

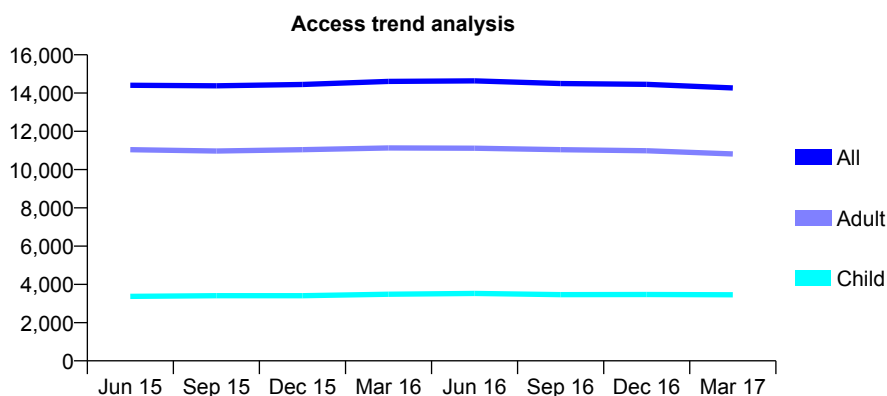
Q48 - Vital Signs At a Glance Contract Report for 101370/0052 - Year end March 2017

Name or company name	Petrie Tucker and Partners Ltd
Contract type name	GDS Contract
Purpose of contract	General
Contract start date	01/04/2006
Contract end date	

16/17 Contracted general activity (UDA)	49,672
Carry forward general activity (UDA)	-44
16/17 Contracted orthodontic activity (UOA)	0
Carry forward orthodontic activity (UOA)	0
Baseline contract value	£1,267,141.55

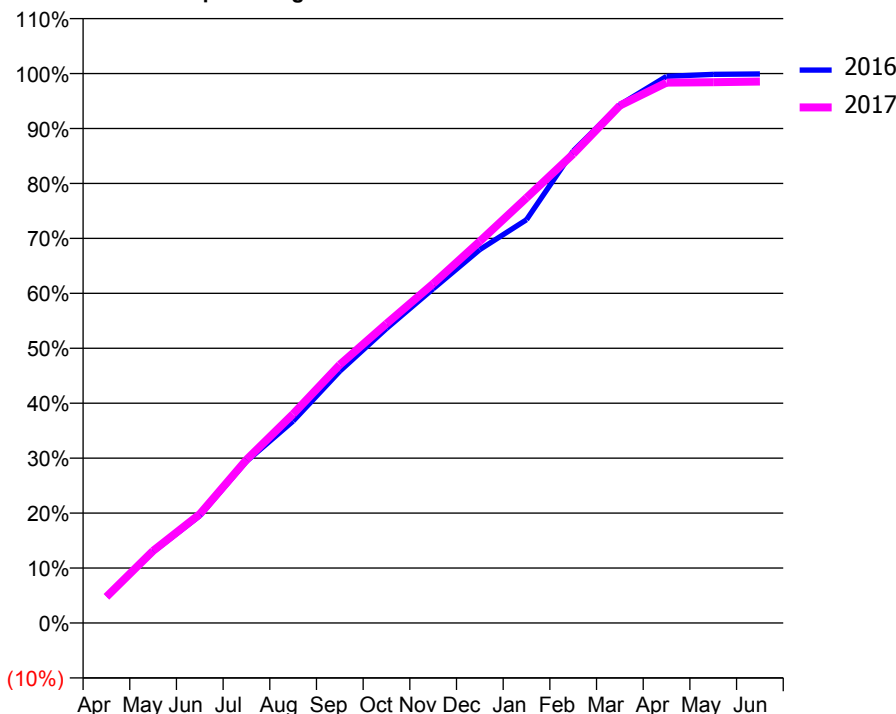
ACCESS*

Patients seen in 24 months	Total	Change since previous quarter
Quarter ending March 2016	14,612	
Quarter ending June 2016	14,638	→
Quarter ending September 2016	14,498	→
Quarter ending December 2016	14,454	→
Quarter ending March 2017	14,270	↓
Variance since March 2016	(2.3%)	↓



ACTIVITY

Cumulative percentage of contracted UDA delivered 2016 & 2017



Month	Adjusted Scheduled Activity (UDA)	
	2016	2017
April	2,417	2,373
May	6,431	6,521
June	9,699	9,840
July	14,617	14,760
August	18,257	18,895
September	22,759	23,358
October	26,622	27,054
November	30,216	30,674
December	33,760	34,503
January	36,459	38,430
February	42,664	42,394
March	46,842	46,770
April	49,416	48,851
May	49,600	48,881
June	49,628	48,948

QUALITY

	Quantity	Base Number	Contract	AT	Region	England
% of FP17s for the same patient ID Re-attending within 3 months - Children	348	4,525	7.7%	12.4%	13.3%	12.3%
% of FP17s for the same patient ID Re-attending within 3 months - Adults	1,621	12,299	13.2%	17.7%	17.3%	16.7%
% of FP17s for the same patient ID Re-attending between 3 & 9 months - Children	2,134	4,525	47.2%	53.8%	58.9%	57.6%
% of FP17s for the same patient ID Re-attending between 3 & 9 months - Adults	5,264	12,299	42.8%	44.6%	52.2%	50.1%
% of FP17s for Band 1 Urgent Courses	1,375	16,728	8.2%	11.5%	9.2%	9.1%
% of FP17s Relating to Free Repair or Replacements	78	16,728	0.5%	0.9%	1.0%	0.8%
% of FP17s Relating to Continuations	227	16,728	1.4%	1.4%	1.4%	1.2%
% of Patients satisfied with the dentistry they have received	24	28	85.7%	93.9%	93.1%	92.8%
% of Patients satisfied with the time they had to wait for an appointment	26	28	92.9%	89.4%	89.5%	88.7%

* This is based on patients treated on this contract for their most recent course of treatment. Figures in italics indicate the base number of FP17s or Patient Questionnaire responses are less than 100. N/A is shown where the base number of responses is less than 10 during the period. % is calculated as Quantity/Base number*100

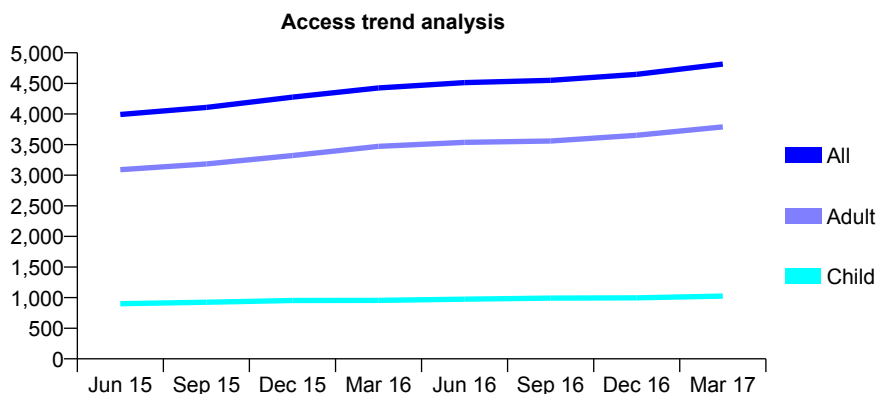
Q48 - Vital Signs At a Glance Contract Report for 101370/0059 - Year end March 2017

Name or company name	Petrie Tucker and Partners Ltd
Contract type name	GDS Contract
Purpose of contract	General
Contract start date	01/04/2006
Contract end date	

16/17 Contracted general activity (UDA)	15,940
Carry forward general activity (UDA)	0
16/17 Contracted orthodontic activity (UOA)	0
Carry forward orthodontic activity (UOA)	0
Baseline contract value	£440,544.98

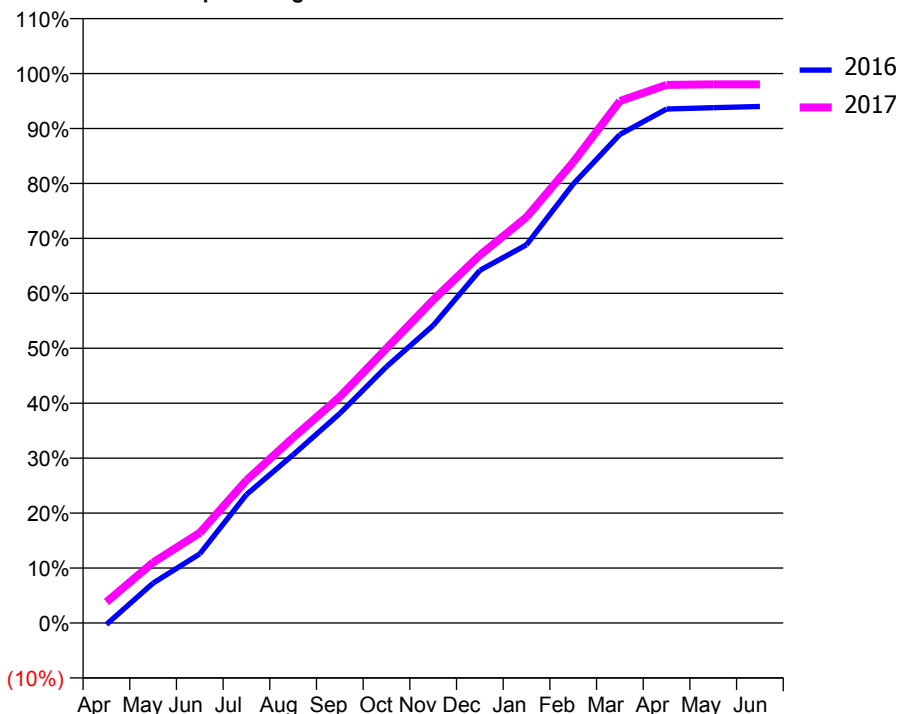
ACCESS*

Patients seen in 24 months	Total	Change since previous quarter
Quarter ending March 2016	4,426	
Quarter ending June 2016	4,514	→
Quarter ending September 2016	4,551	→
Quarter ending December 2016	4,649	↑
Quarter ending March 2017	4,816	↑
Variance since March 2016	8.8%	↑



ACTIVITY

Cumulative percentage of contracted UDA delivered 2016 & 2017



Month	Adjusted Scheduled Activity (UDA)	
	2016	2017
April	-43	610
May	1,158	1,758
June	2,005	2,617
July	3,728	4,141
August	4,878	5,380
September	6,079	6,562
October	7,437	7,966
November	8,631	9,372
December	10,229	10,671
January	10,973	11,773
February	12,733	13,369
March	14,171	15,143
April	14,910	15,611
May	14,948	15,624
June	14,982	15,626

QUALITY

	Quantity	Base Number	Contract	AT	Region	England
% of FP17s for the same patient ID Re-attending within 3 months - Children	136	1,536	8.9%	12.4%	13.3%	12.3%
% of FP17s for the same patient ID Re-attending within 3 months - Adults	583	4,553	12.8%	17.7%	17.3%	16.7%
% of FP17s for the same patient ID Re-attending between 3 & 9 months - Children	810	1,536	52.7%	53.8%	58.9%	57.6%
% of FP17s for the same patient ID Re-attending between 3 & 9 months - Adults	1,985	4,553	43.6%	44.6%	52.2%	50.1%
% of FP17s for Band 1 Urgent Courses	437	5,989	7.3%	11.5%	9.2%	9.1%
% of FP17s Relating to Free Repair or Replacements	26	5,989	0.4%	0.9%	1.0%	0.8%
% of FP17s Relating to Continuations	130	5,989	2.2%	1.4%	1.4%	1.2%
% of Patients satisfied with the dentistry they have received	9	9	N/A	93.9%	93.1%	92.8%
% of Patients satisfied with the time they had to wait for an appointment	8	9	N/A	89.4%	89.5%	88.7%

* This is based on patients treated on this contract for their most recent course of treatment. Figures in italics indicate the base number of FP17s or Patient Questionnaire responses are less than 100. N/A is shown where the base number of responses is less than 10 during the period. % is calculated as Quantity/Base number*100

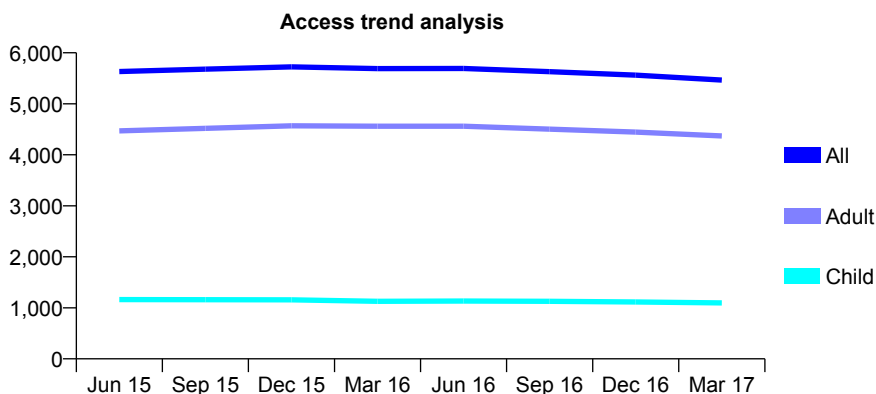
Q48 - Vital Signs At a Glance Contract Report for 101370/0060 - Year end March 2017

Name or company name	Petrie Tucker and Partners Ltd
Contract type name	GDS Contract
Purpose of contract	General
Contract start date	01/04/2006
Contract end date	

16/17 Contracted general activity (UDA)	15,393
Carry forward general activity (UDA)	0
16/17 Contracted orthodontic activity (UOA)	0
Carry forward orthodontic activity (UOA)	0
Baseline contract value	£474,220.92

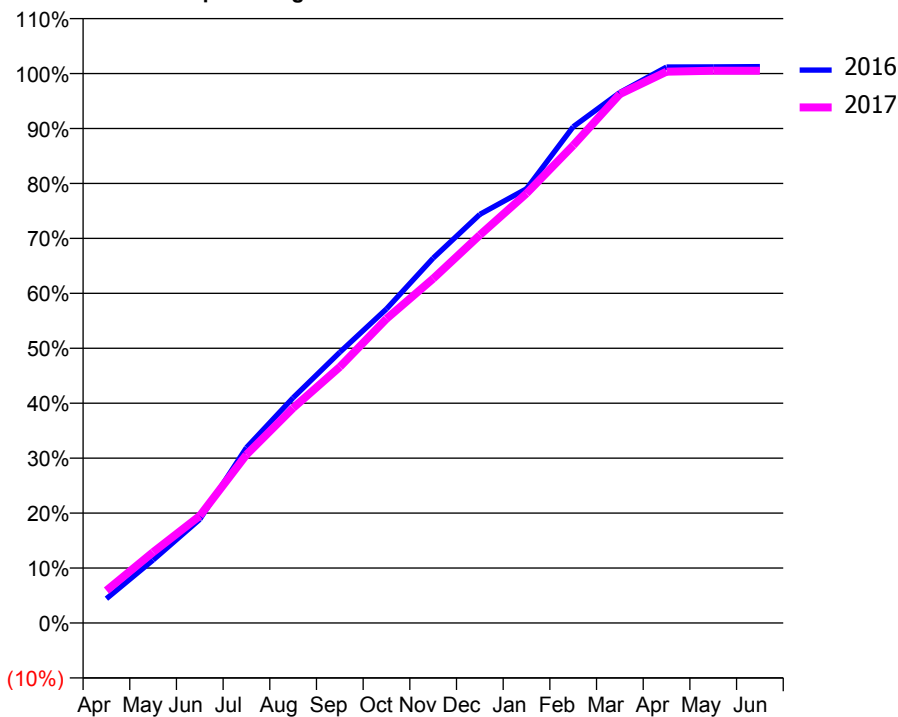
ACCESS*

Patients seen in 24 months	Total	Change since previous quarter
Quarter ending March 2016	5,691	
Quarter ending June 2016	5,694	→
Quarter ending September 2016	5,631	↓
Quarter ending December 2016	5,561	↓
Quarter ending March 2017	5,466	↓
Variance since March 2016	(4.0%)	↓



ACTIVITY

Cumulative percentage of contracted UDA delivered 2016 & 2017



Month	Adjusted Scheduled Activity (UDA)	
	2016	2017
April	681	910
May	1,765	1,984
June	2,905	3,002
July	4,914	4,715
August	6,310	6,025
September	7,586	7,174
October	8,799	8,523
November	10,223	9,648
December	11,447	10,869
January	12,166	12,032
February	13,901	13,380
March	14,863	14,817
April	15,574	15,445
May	15,578	15,471
June	15,586	15,472

QUALITY

	Quantity	Base Number	Contract	AT	Region	England
% of FP17s for the same patient ID Re-attending within 3 months - Children	63	1,546	4.1%	12.4%	13.3%	12.3%
% of FP17s for the same patient ID Re-attending within 3 months - Adults	442	4,925	9.0%	17.7%	17.3%	16.7%
% of FP17s for the same patient ID Re-attending between 3 & 9 months - Children	872	1,546	56.4%	53.8%	58.9%	57.6%
% of FP17s for the same patient ID Re-attending between 3 & 9 months - Adults	2,127	4,925	43.2%	44.6%	52.2%	50.1%
% of FP17s for Band 1 Urgent Courses	443	6,400	6.9%	11.5%	9.2%	9.1%
% of FP17s Relating to Free Repair or Replacements	8	6,400	0.1%	0.9%	1.0%	0.8%
% of FP17s Relating to Continuations	34	6,400	0.5%	1.4%	1.4%	1.2%
% of Patients satisfied with the dentistry they have received	13	13	100.0%	93.9%	93.1%	92.8%
% of Patients satisfied with the time they had to wait for an appointment	11	13	84.6%	89.4%	89.5%	88.7%

* This is based on patients treated on this contract for their most recent course of treatment. Figures in italics indicate the base number of FP17s or Patient Questionnaire responses are less than 100. N/A is shown where the base number of responses is less than 10 during the period. % is calculated as Quantity/Base number*100

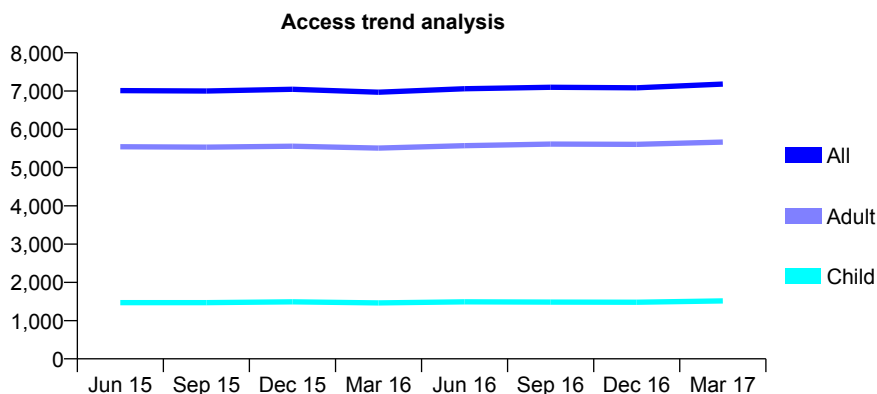
Q48 - Vital Signs At a Glance Contract Report for 103071/0001 - Year end March 2017

Name or company name	200 Picton Road
Contract type name	GDS Contract
Purpose of contract	General
Contract start date	01/07/2009
Contract end date	

16/17 Contracted general activity (UDA)	24,363
Carry forward general activity (UDA)	0
16/17 Contracted orthodontic activity (UOA)	0
Carry forward orthodontic activity (UOA)	0
Baseline contract value	£621,520.25

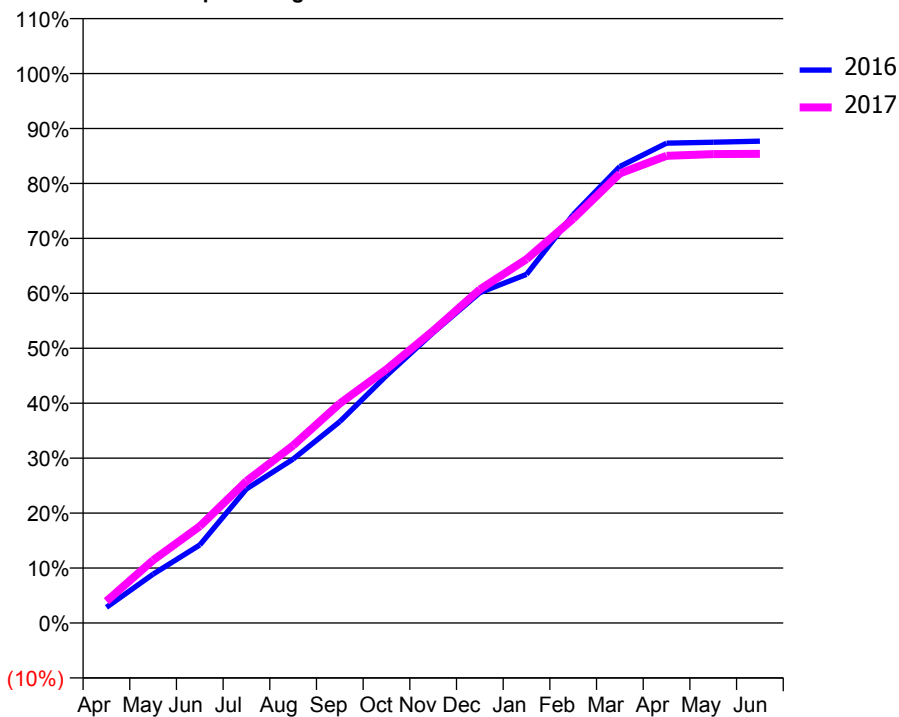
ACCESS*

Patients seen in 24 months	Total	Change since previous quarter
Quarter ending March 2016	6,971	
Quarter ending June 2016	7,062	→
Quarter ending September 2016	7,098	→
Quarter ending December 2016	7,085	→
Quarter ending March 2017	7,182	→
Variance since March 2016	3.0%	↑



ACTIVITY

Cumulative percentage of contracted UDA delivered 2016 & 2017



Month	Adjusted Scheduled Activity (UDA)	
	2016	2017
April	694	966
May	2,164	2,788
June	3,464	4,291
July	5,945	6,291
August	7,266	7,870
September	8,929	9,734
October	10,968	11,250
November	12,874	12,956
December	14,648	14,791
January	15,460	16,133
February	18,106	17,923
March	20,237	19,935
April	21,277	20,714
May	21,316	20,790
June	21,363	20,803

QUALITY

	Quantity	Base Number	Contract	AT	Region	England
% of FP17s for the same patient ID Re-attending within 3 months - Children	119	1,699	7.0%	12.4%	13.3%	12.3%
% of FP17s for the same patient ID Re-attending within 3 months - Adults	567	5,454	10.4%	17.7%	17.3%	16.7%
% of FP17s for the same patient ID Re-attending between 3 & 9 months - Children	708	1,699	41.7%	53.8%	58.9%	57.6%
% of FP17s for the same patient ID Re-attending between 3 & 9 months - Adults	1,791	5,454	32.8%	44.6%	52.2%	50.1%
% of FP17s for Band 1 Urgent Courses	414	7,163	5.8%	11.5%	9.2%	9.1%
% of FP17s Relating to Free Repair or Replacements	24	7,163	0.3%	0.9%	1.0%	0.8%
% of FP17s Relating to Continuations	98	7,163	1.4%	1.4%	1.4%	1.2%
% of Patients satisfied with the dentistry they have received	10	11	90.9%	93.9%	93.1%	92.8%
% of Patients satisfied with the time they had to wait for an appointment	11	11	100.0%	89.4%	89.5%	88.7%

* This is based on patients treated on this contract for their most recent course of treatment. Figures in italics indicate the base number of FP17s or Patient Questionnaire responses are less than 100. N/A is shown where the base number of responses is less than 10 during the period. % is calculated as Quantity/Base number*100

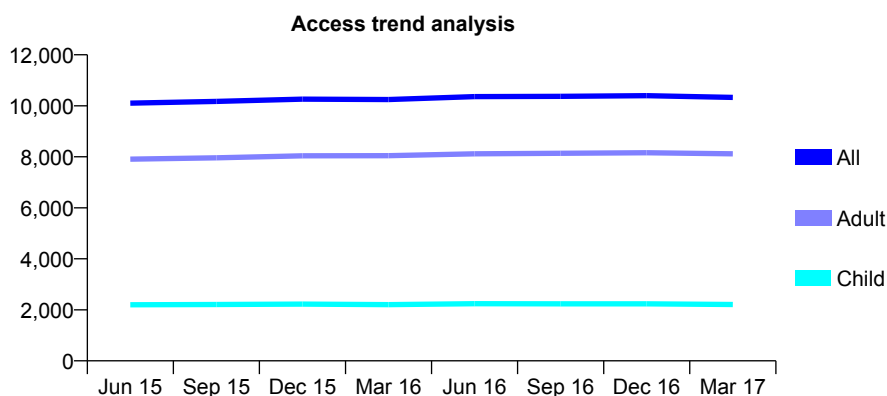
Q48 - Vital Signs At a Glance Contract Report for 107050/0001 - Year end March 2017

Name or company name	BARSCO
Contract type name	GDS Contract
Purpose of contract	General
Contract start date	01/09/2009
Contract end date	

16/17 Contracted general activity (UDA)	30,500
Carry forward general activity (UDA)	0
16/17 Contracted orthodontic activity (UOA)	0
Carry forward orthodontic activity (UOA)	0
Baseline contract value	£742,780.80

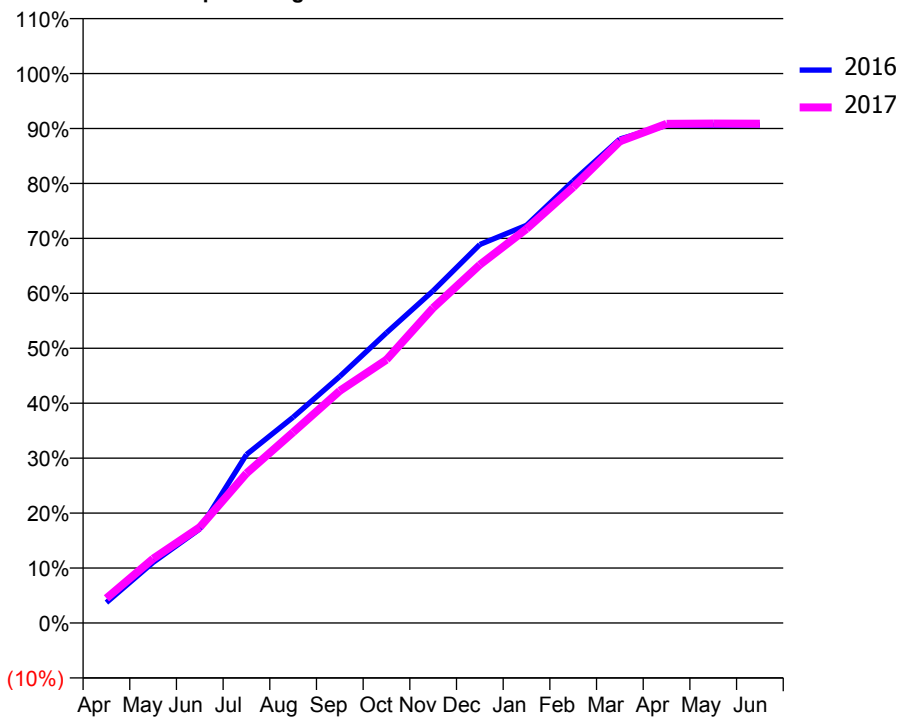
ACCESS*

Patients seen in 24 months	Total	Change since previous quarter
Quarter ending March 2016	10,248	
Quarter ending June 2016	10,359	→
Quarter ending September 2016	10,373	→
Quarter ending December 2016	10,399	→
Quarter ending March 2017	10,328	→
Variance since March 2016	0.8%	→



ACTIVITY

Cumulative percentage of contracted UDA delivered 2016 & 2017



Month	Adjusted Scheduled Activity (UDA)	
	2016	2017
April	1,133	1,371
May	3,361	3,571
June	5,224	5,315
July	9,348	8,306
August	11,425	10,589
September	13,689	12,890
October	16,110	14,613
November	18,442	17,496
December	21,006	19,887
January	22,074	21,871
February	24,530	24,191
March	26,864	26,738
April	27,623	27,709
May	27,627	27,722
June	27,638	27,718

QUALITY

	Quantity	Base Number	Contract	AT	Region	England
% of FP17s for the same patient ID Re-attending within 3 months - Children	245	3,199	7.7%	12.4%	13.3%	12.3%
% of FP17s for the same patient ID Re-attending within 3 months - Adults	1,308	9,178	14.3%	17.7%	17.3%	16.7%
% of FP17s for the same patient ID Re-attending between 3 & 9 months - Children	1,719	3,199	53.7%	53.8%	58.9%	57.6%
% of FP17s for the same patient ID Re-attending between 3 & 9 months - Adults	3,169	9,178	34.5%	44.6%	52.2%	50.1%
% of FP17s for Band 1 Urgent Courses	973	12,420	7.8%	11.5%	9.2%	9.1%
% of FP17s Relating to Free Repair or Replacements	82	12,420	0.7%	0.9%	1.0%	0.8%
% of FP17s Relating to Continuations	301	12,420	2.4%	1.4%	1.4%	1.2%
% of Patients satisfied with the dentistry they have received	43	44	97.7%	93.9%	93.1%	92.8%
% of Patients satisfied with the time they had to wait for an appointment	32	44	72.7%	89.4%	89.5%	88.7%

* This is based on patients treated on this contract for their most recent course of treatment. Figures in italics indicate the base number of FP17s or Patient Questionnaire responses are less than 100. N/A is shown where the base number of responses is less than 10 during the period. % is calculated as Quantity/Base number*100

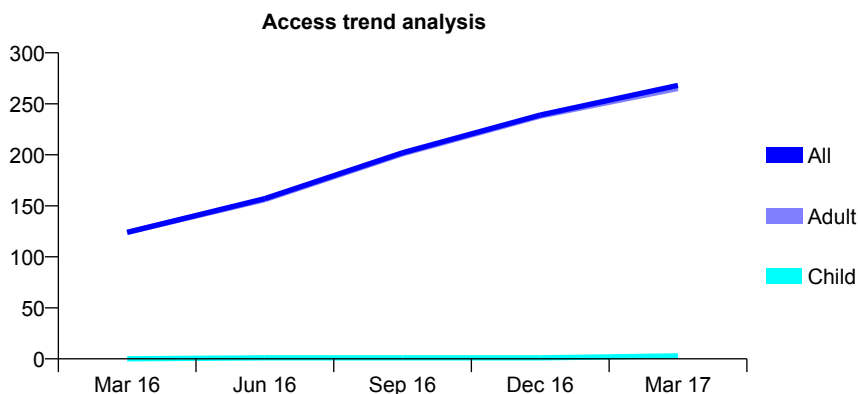
Q48 - Vital Signs At a Glance Contract Report for 107735/0001 - Year end March 2017

Name or company name	Deysbrook Lane Partnership
Contract type name	PDS Contract
Purpose of contract	General
Contract start date	01/10/2015
Contract end date	31/03/2018

16/17 Contracted general activity (UDA)	800
Carry forward general activity (UDA)	0
16/17 Contracted orthodontic activity (UOA)	0
Carry forward orthodontic activity (UOA)	0
Baseline contract value	£25,383.27

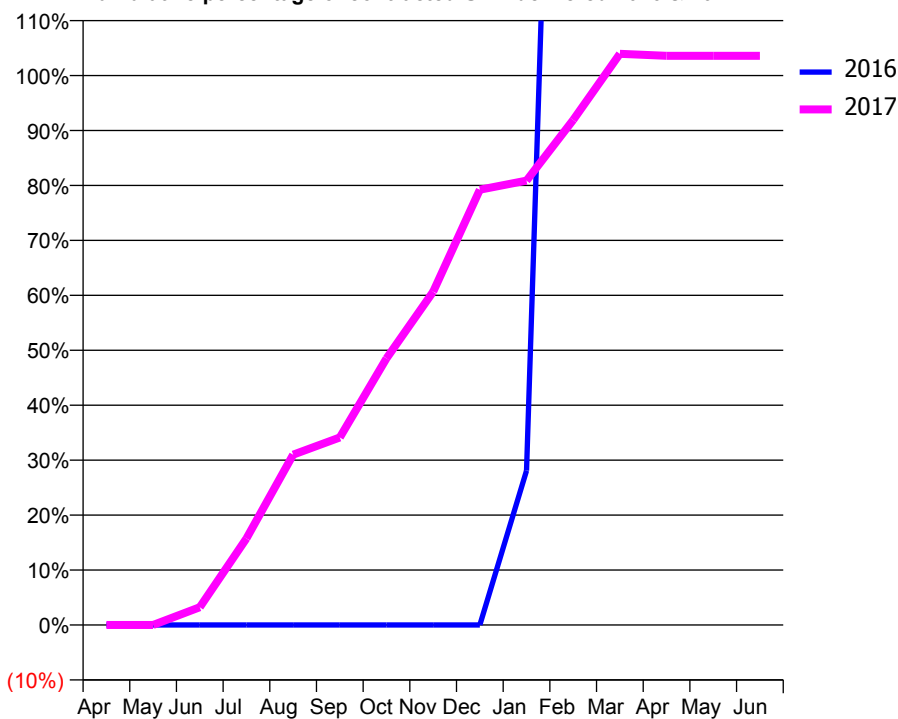
ACCESS*

Patients seen in 24 months	Total	Change since previous quarter
Quarter ending March 2016	124	
Quarter ending June 2016	157	↑
Quarter ending September 2016	202	↑
Quarter ending December 2016	239	↑
Quarter ending March 2017	268	↑
Variance since March 2016	116.1%	↑



ACTIVITY

Cumulative percentage of contracted UDA delivered 2016 & 2017



Month	Adjusted Scheduled Activity (UDA)	
	2016	2017
April	0	0
May	0	0
June	0	26
July	0	126
August	0	248
September	0	273
October	0	388
November	0	485
December	0	634
January	56	647
February	578	735
March	703	832
April	703	829
May	704	829
June	704	829

QUALITY

	Quantity	Base Number	Contract	AT	Region	England
% of FP17s for the same patient ID Re-attending within 3 months - Children	0	3	0.0%	12.4%	13.3%	12.3%
% of FP17s for the same patient ID Re-attending within 3 months - Adults	25	238	10.5%	17.7%	17.3%	16.7%
% of FP17s for the same patient ID Re-attending between 3 & 9 months - Children	0	3	0.0%	53.8%	58.9%	57.6%
% of FP17s for the same patient ID Re-attending between 3 & 9 months - Adults	51	238	21.4%	44.6%	52.2%	50.1%
% of FP17s for Band 1 Urgent Courses	38	239	15.9%	11.5%	9.2%	9.1%
% of FP17s Relating to Free Repair or Replacements	2	239	0.8%	0.9%	1.0%	0.8%
% of FP17s Relating to Continuations	0	239	0.0%	1.4%	1.4%	1.2%
% of Patients satisfied with the dentistry they have received	0	0	N/A	93.9%	93.1%	92.8%
% of Patients satisfied with the time they had to wait for an appointment	0	0	N/A	89.4%	89.5%	88.7%

* This is based on patients treated on this contract for their most recent course of treatment. Figures in italics indicate the base number of FP17s or Patient Questionnaire responses are less than 100. N/A is shown where the base number of responses is less than 10 during the period. % is calculated as Quantity/Base number*100

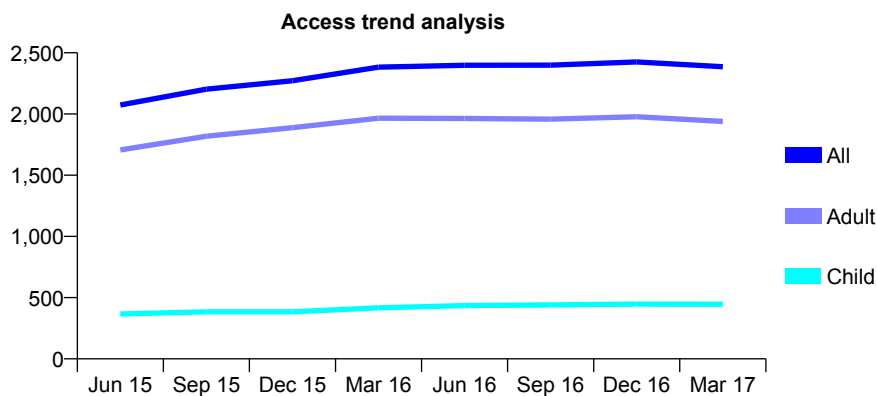
Q48 - Vital Signs At a Glance Contract Report for 108073/0001 - Year end March 2017

Name or company name	Esteem Dental Care Limited
Contract type name	GDS Contract
Purpose of contract	General
Contract start date	01/04/2014
Contract end date	

16/17 Contracted general activity (UDA)	7,971
Carry forward general activity (UDA)	0
16/17 Contracted orthodontic activity (UOA)	0
Carry forward orthodontic activity (UOA)	0
Baseline contract value	£203,341.63

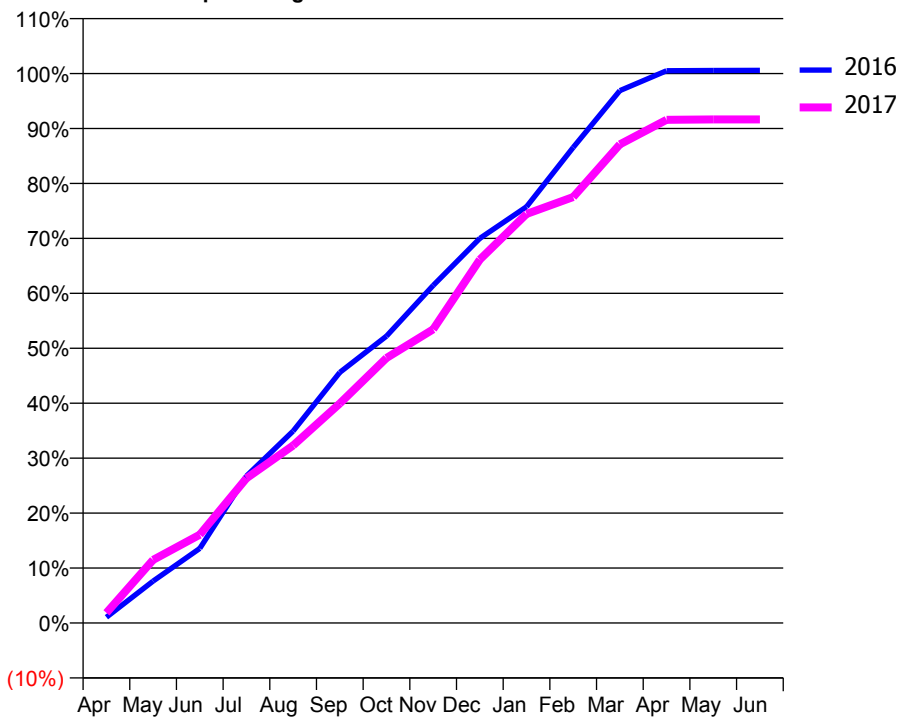
ACCESS*

Patients seen in 24 months	Total	Change since previous quarter
Quarter ending March 2016	2,383	
Quarter ending June 2016	2,398	→
Quarter ending September 2016	2,399	→
Quarter ending December 2016	2,425	→
Quarter ending March 2017	2,386	↓
Variance since March 2016	0.1%	→



ACTIVITY

Cumulative percentage of contracted UDA delivered 2016 & 2017



Month	Adjusted Scheduled Activity (UDA)	
	2016	2017
April	84	149
May	608	917
June	1,083	1,282
July	2,133	2,099
August	2,785	2,576
September	3,635	3,185
October	4,161	3,845
November	4,896	4,261
December	5,580	5,271
January	6,038	5,934
February	6,899	6,178
March	7,723	6,943
April	8,010	7,298
May	8,015	7,305
June	8,017	7,305

QUALITY

	Quantity	Base Number	Contract	AT	Region	England
% of FP17s for the same patient ID Re-attending within 3 months - Children	76	707	10.7%	12.4%	13.3%	12.3%
% of FP17s for the same patient ID Re-attending within 3 months - Adults	375	2,304	16.3%	17.7%	17.3%	16.7%
% of FP17s for the same patient ID Re-attending between 3 & 9 months - Children	402	707	56.9%	53.8%	58.9%	57.6%
% of FP17s for the same patient ID Re-attending between 3 & 9 months - Adults	842	2,304	36.5%	44.6%	52.2%	50.1%
% of FP17s for Band 1 Urgent Courses	287	3,009	9.5%	11.5%	9.2%	9.1%
% of FP17s Relating to Free Repair or Replacements	47	3,009	1.6%	0.9%	1.0%	0.8%
% of FP17s Relating to Continuations	52	3,009	1.7%	1.4%	1.4%	1.2%
% of Patients satisfied with the dentistry they have received	24	26	92.3%	93.9%	93.1%	92.8%
% of Patients satisfied with the time they had to wait for an appointment	25	26	96.2%	89.4%	89.5%	88.7%

* This is based on patients treated on this contract for their most recent course of treatment. Figures in italics indicate the base number of FP17s or Patient Questionnaire responses are less than 100. N/A is shown where the base number of responses is less than 10 during the period. % is calculated as Quantity/Base number*100

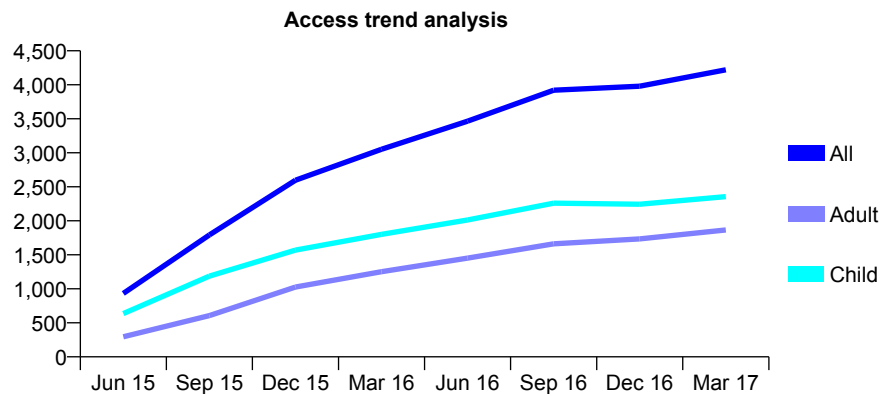
Q48 - Vital Signs At a Glance Contract Report for 109525/0005 - Year end March 2017

Name or company name	Liverpool Dental Directorate
Contract type name	PDS Contract
Purpose of contract	General
Contract start date	01/04/2015
Contract end date	31/03/2018

16/17 Contracted general activity (UDA)	5,695
Carry forward general activity (UDA)	0
16/17 Contracted orthodontic activity (UOA)	0
Carry forward orthodontic activity (UOA)	0
Baseline contract value	£1,981,398.93

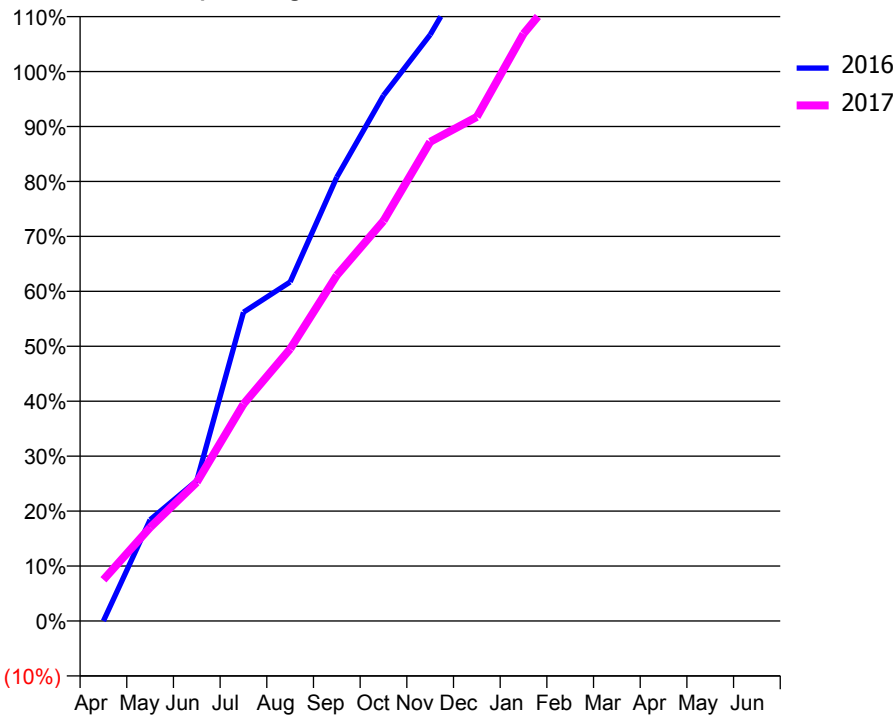
ACCESS*

Patients seen in 24 months	Total	Change since previous quarter
Quarter ending March 2016	3,052	
Quarter ending June 2016	3,465	↑
Quarter ending September 2016	3,921	↑
Quarter ending December 2016	3,980	→
Quarter ending March 2017	4,221	↑
Variance since March 2016	38.3%	↑



ACTIVITY

Cumulative percentage of contracted UDA delivered 2016 & 2017



Month	Adjusted Scheduled Activity (UDA)	
	2016	2017
April	1	428
May	1,050	969
June	1,455	1,438
July	3,200	2,248
August	3,513	2,820
September	4,600	3,583
October	5,447	4,147
November	6,076	4,966
December	6,895	5,224
January	7,366	6,085
February	8,160	6,666
March	8,900	7,553
April	9,122	7,809
May	9,160	7,854
June	9,184	7,861

QUALITY

	Quantity	Base Number	Contract	AT	Region	England
% of FP17s for the same patient ID Re-attending within 3 months - Children	165	2,853	5.8%	12.4%	13.3%	12.3%
% of FP17s for the same patient ID Re-attending within 3 months - Adults	178	1,886	9.4%	17.7%	17.3%	16.7%
% of FP17s for the same patient ID Re-attending between 3 & 9 months - Children	640	2,853	22.4%	53.8%	58.9%	57.6%
% of FP17s for the same patient ID Re-attending between 3 & 9 months - Adults	666	1,886	35.3%	44.6%	52.2%	50.1%
% of FP17s for Band 1 Urgent Courses	264	4,477	5.9%	11.5%	9.2%	9.1%
% of FP17s Relating to Free Repair or Replacements	0	4,477	0.0%	0.9%	1.0%	0.8%
% of FP17s Relating to Continuations	5	4,477	0.1%	1.4%	1.4%	1.2%
% of Patients satisfied with the dentistry they have received	1	1	N/A	93.9%	93.1%	92.8%
% of Patients satisfied with the time they had to wait for an appointment	1	1	N/A	89.4%	89.5%	88.7%

* This is based on patients treated on this contract for their most recent course of treatment. Figures in italics indicate the base number of FP17s or Patient Questionnaire responses are less than 100. N/A is shown where the base number of responses is less than 10 during the period. % is calculated as Quantity/Base number*100

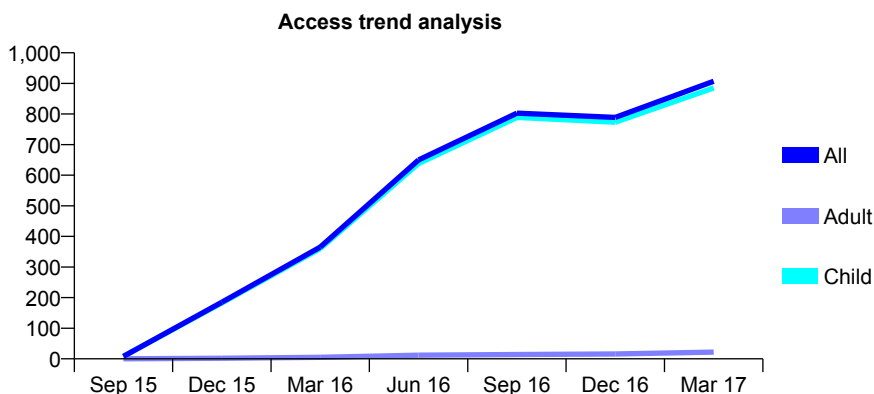
Q48 - Vital Signs At a Glance Contract Report for 109525/0006 - Year end March 2017

Name or company name	Liverpool Dental Directorate
Contract type name	PDS Contract
Purpose of contract	General
Contract start date	01/04/2015
Contract end date	31/03/2018

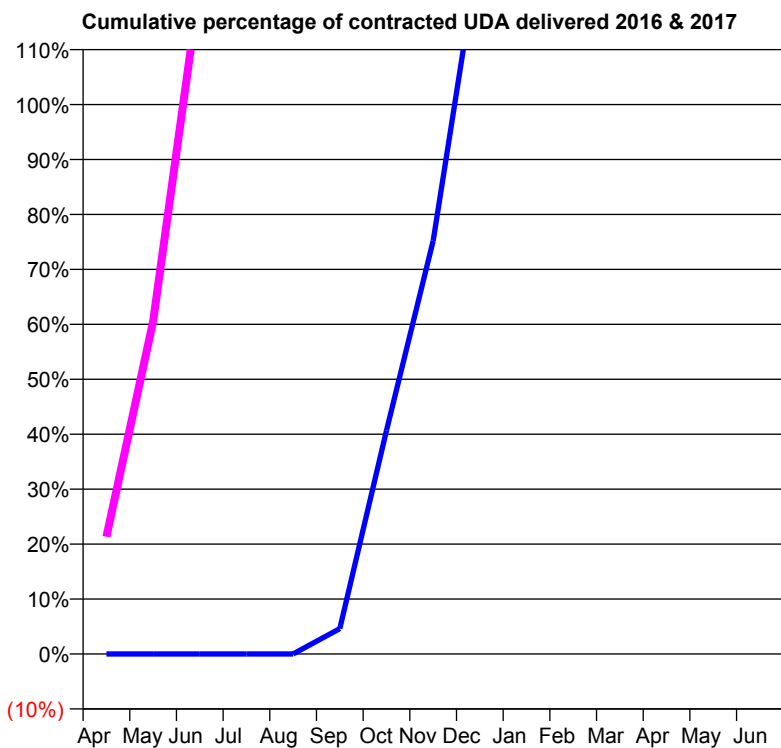
16/17 Contracted general activity (UDA)	433
Carry forward general activity (UDA)	0
16/17 Contracted orthodontic activity (UOA)	0
Carry forward orthodontic activity (UOA)	0
Baseline contract value	£826,832.66

ACCESS*

Patients seen in 24 months	Total	Change since previous quarter
Quarter ending March 2016	365	
Quarter ending June 2016	650	↑
Quarter ending September 2016	803	↑
Quarter ending December 2016	789	↓
Quarter ending March 2017	907	↑
Variance since March 2016	148.5%	↑



ACTIVITY



Month	Adjusted Scheduled Activity (UDA)	
	2016	2017
April	0	92
May	0	262
June	0	528
July	0	747
August	0	906
September	20	1,218
October	176	1,521
November	326	1,749
December	559	1,830
January	683	2,028
February	923	2,224
March	1,184	2,594
April	1,524	2,722
May	1,530	2,806
June	1,563	2,810

QUALITY

	Quantity	Base Number	Contract	AT	Region	England
% of FP17s for the same patient ID Re-attending within 3 months - Children	10	1,227	0.8%	12.4%	13.3%	12.3%
% of FP17s for the same patient ID Re-attending within 3 months - Adults	0	22	0.0%	17.7%	17.3%	16.7%
% of FP17s for the same patient ID Re-attending between 3 & 9 months - Children	5	1,227	0.4%	53.8%	58.9%	57.6%
% of FP17s for the same patient ID Re-attending between 3 & 9 months - Adults	0	22	0.0%	44.6%	52.2%	50.1%
% of FP17s for Band 1 Urgent Courses	19	1,120	1.7%	11.5%	9.2%	9.1%
% of FP17s Relating to Free Repair or Replacements	0	1,120	0.0%	0.9%	1.0%	0.8%
% of FP17s Relating to Continuations	0	1,120	0.0%	1.4%	1.4%	1.2%
% of Patients satisfied with the dentistry they have received	0	0	N/A	93.9%	93.1%	92.8%
% of Patients satisfied with the time they had to wait for an appointment	0	0	N/A	89.4%	89.5%	88.7%

* This is based on patients treated on this contract for their most recent course of treatment. Figures in italics indicate the base number of FP17s or Patient Questionnaire responses are less than 100. N/A is shown where the base number of responses is less than 10 during the period. % is calculated as Quantity/Base number*100

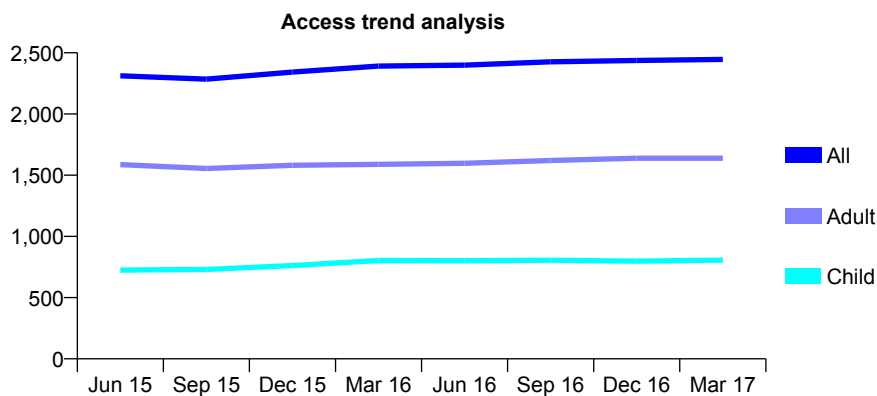
Q48 - Vital Signs At a Glance Contract Report for 109568/0001 - Year end March 2017

Name or company name	Childwall Fiveways Dental Practice
Contract type name	GDS Contract
Purpose of contract	General
Contract start date	05/10/2012
Contract end date	

16/17 Contracted general activity (UDA)	8,307
Carry forward general activity (UDA)	304
16/17 Contracted orthodontic activity (UOA)	0
Carry forward orthodontic activity (UOA)	0
Baseline contract value	£211,913.04

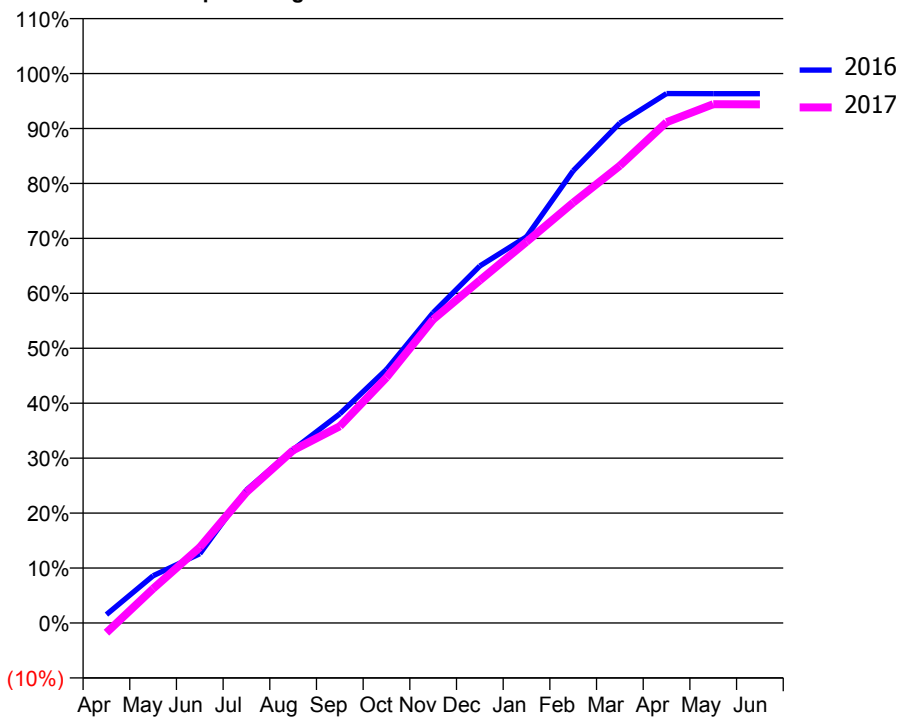
ACCESS*

Patients seen in 24 months	Total	Change since previous quarter
Quarter ending March 2016	2,392	
Quarter ending June 2016	2,399	→
Quarter ending September 2016	2,426	→
Quarter ending December 2016	2,437	→
Quarter ending March 2017	2,446	→
Variance since March 2016	2.3%	↑



ACTIVITY

Cumulative percentage of contracted UDA delivered 2016 & 2017



Adjusted Scheduled Activity (UDA)

Month	2016	2017
April	129	-148
May	716	520
June	1,047	1,144
July	2,010	1,978
August	2,623	2,611
September	3,163	2,975
October	3,833	3,711
November	4,692	4,588
December	5,397	5,179
January	5,839	5,763
February	6,837	6,355
March	7,559	6,913
April	8,004	7,571
May	8,003	7,842
June	8,003	7,841

QUALITY

	Quantity	Base Number	Contract	AT	Region	England
% of FP17s for the same patient ID Re-attending within 3 months - Children	161	1,834	8.8%	12.4%	13.3%	12.3%
% of FP17s for the same patient ID Re-attending within 3 months - Adults	287	2,326	12.3%	17.7%	17.3%	16.7%
% of FP17s for the same patient ID Re-attending between 3 & 9 months - Children	1,382	1,834	75.4%	53.8%	58.9%	57.6%
% of FP17s for the same patient ID Re-attending between 3 & 9 months - Adults	1,468	2,326	63.1%	44.6%	52.2%	50.1%
% of FP17s for Band 1 Urgent Courses	284	4,364	6.5%	11.5%	9.2%	9.1%
% of FP17s Relating to Free Repair or Replacements	37	4,364	0.8%	0.9%	1.0%	0.8%
% of FP17s Relating to Continuations	17	4,364	0.4%	1.4%	1.4%	1.2%
% of Patients satisfied with the dentistry they have received	8	9	N/A	93.9%	93.1%	92.8%
% of Patients satisfied with the time they had to wait for an appointment	9	9	N/A	89.4%	89.5%	88.7%

* This is based on patients treated on this contract for their most recent course of treatment. Figures in italics indicate the base number of FP17s or Patient Questionnaire responses are less than 100. N/A is shown where the base number of responses is less than 10 during the period. % is calculated as Quantity/Base number*100

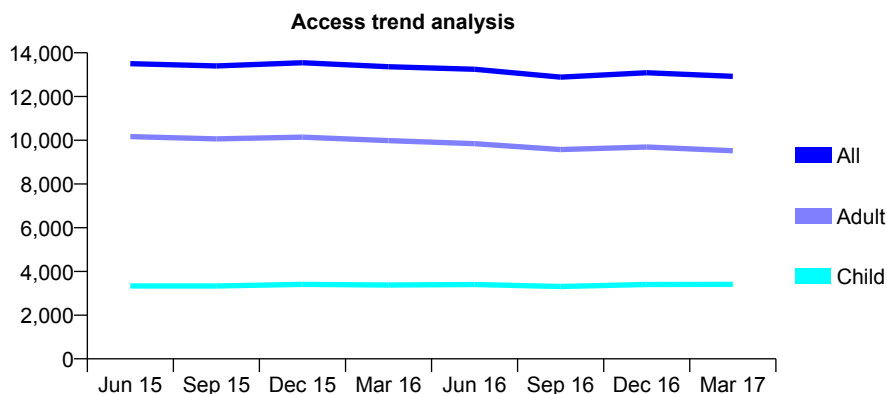
Q48 - Vital Signs At a Glance Contract Report for 111716/0001 - Year end March 2017

Name or company name	Church St Dentists Ltd
Contract type name	GDS Contract
Purpose of contract	General
Contract start date	01/01/2011
Contract end date	

16/17 Contracted general activity (UDA)	53,000
Carry forward general activity (UDA)	0
16/17 Contracted orthodontic activity (UOA)	0
Carry forward orthodontic activity (UOA)	0
Baseline contract value	£1,425,274.89

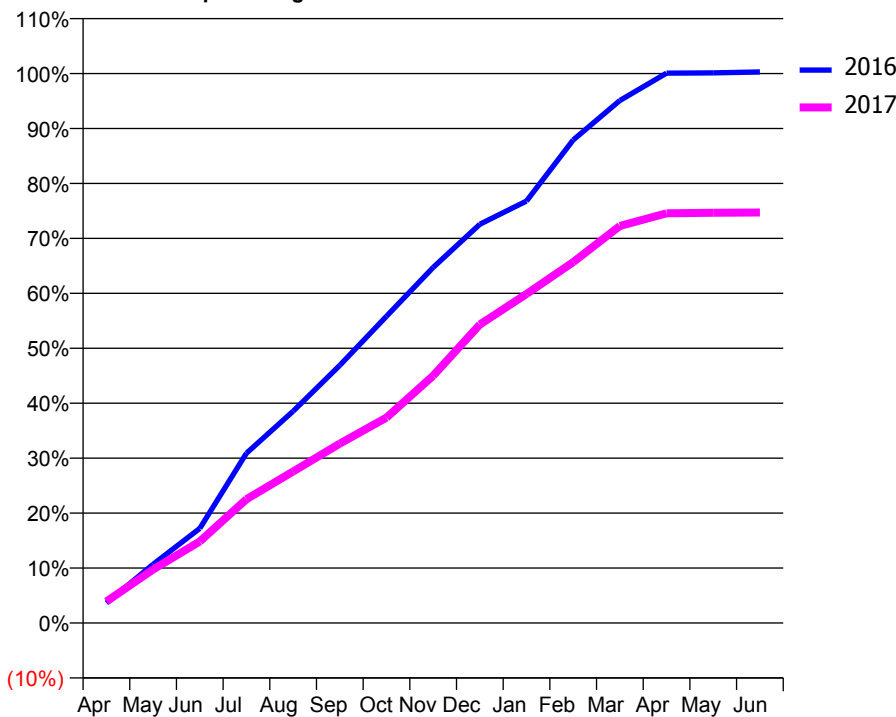
ACCESS*

Patients seen in 24 months	Total	Change since previous quarter
Quarter ending March 2016	13,365	
Quarter ending June 2016	13,244	→
Quarter ending September 2016	12,886	↓
Quarter ending December 2016	13,091	→
Quarter ending March 2017	12,923	↓
Variance since March 2016	(3.3%)	↓



ACTIVITY

Cumulative percentage of contracted UDA delivered 2016 & 2017



Adjusted Scheduled Activity (UDA)

Month	2016	2017
April	1,646	2,076
May	4,814	5,164
June	7,753	7,860
July	13,905	11,938
August	17,350	14,614
September	21,102	17,302
October	25,125	19,817
November	29,119	23,849
December	32,660	28,786
January	34,560	31,737
February	39,558	34,812
March	42,795	38,293
April	45,031	39,518
May	45,055	39,568
June	45,128	39,592

QUALITY

	Quantity	Base Number	Contract	AT	Region	England
% of FP17s for the same patient ID Re-attending within 3 months - Children	490	5,632	8.7%	12.4%	13.3%	12.3%
% of FP17s for the same patient ID Re-attending within 3 months - Adults	2,320	13,156	17.6%	17.7%	17.3%	16.7%
% of FP17s for the same patient ID Re-attending between 3 & 9 months - Children	3,498	5,632	62.1%	53.8%	58.9%	57.6%
% of FP17s for the same patient ID Re-attending between 3 & 9 months - Adults	6,844	13,156	52.0%	44.6%	52.2%	50.1%
% of FP17s for Band 1 Urgent Courses	2,189	18,345	11.9%	11.5%	9.2%	9.1%
% of FP17s Relating to Free Repair or Replacements	156	18,345	0.9%	0.9%	1.0%	0.8%
% of FP17s Relating to Continuations	231	18,345	1.3%	1.4%	1.4%	1.2%
% of Patients satisfied with the dentistry they have received	20	23	87.0%	93.9%	93.1%	92.8%
% of Patients satisfied with the time they had to wait for an appointment	21	23	91.3%	89.4%	89.5%	88.7%

* This is based on patients treated on this contract for their most recent course of treatment. Figures in italics indicate the base number of FP17s or Patient Questionnaire responses are less than 100. N/A is shown where the base number of responses is less than 10 during the period. % is calculated as Quantity/Base number*100

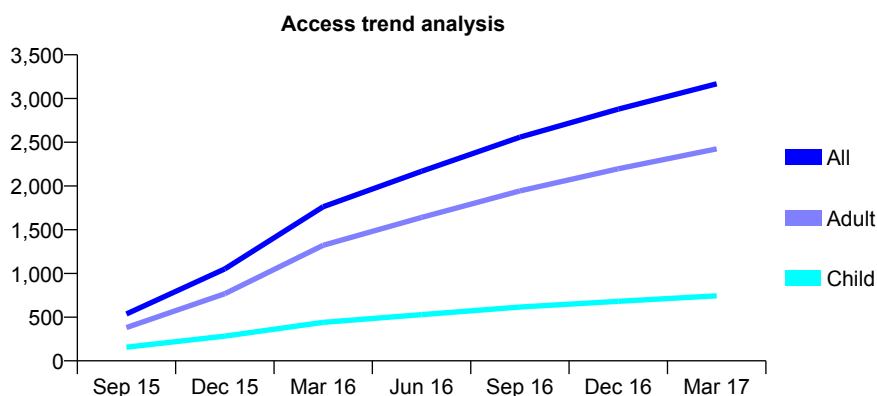
Q48 - Vital Signs At a Glance Contract Report for 112046/0001 - Year end March 2017

Name or company name	Whiston Village Dental Practice Partnership
Contract type name	GDS Contract
Purpose of contract	General
Contract start date	27/03/2015
Contract end date	

16/17 Contracted general activity (UDA)	13,431
Carry forward general activity (UDA)	0
16/17 Contracted orthodontic activity (UOA)	0
Carry forward orthodontic activity (UOA)	0
Baseline contract value	£353,921.82

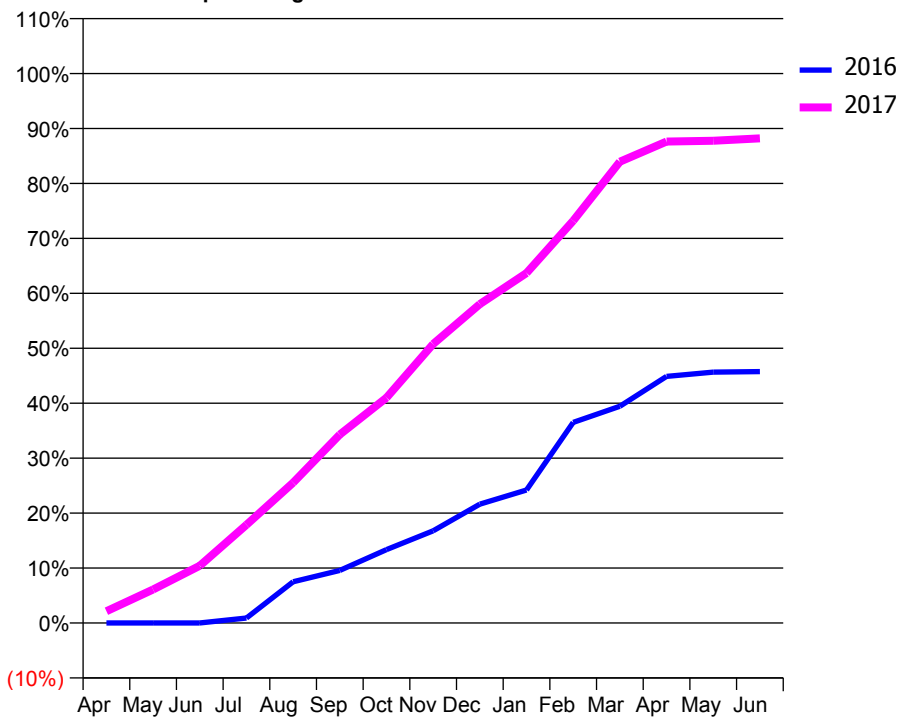
ACCESS*

Patients seen in 24 months	Total	Change since previous quarter
Quarter ending March 2016	1,762	
Quarter ending June 2016	2,168	↑
Quarter ending September 2016	2,559	↑
Quarter ending December 2016	2,878	↑
Quarter ending March 2017	3,168	↑
Variance since March 2016	79.8%	↑



ACTIVITY

Cumulative percentage of contracted UDA delivered 2016 & 2017



Adjusted Scheduled Activity (UDA)

Month	2016	2017
April	0	290
May	0	819
June	0	1,400
July	122	2,400
August	1,007	3,430
September	1,287	4,606
October	1,794	5,507
November	2,253	6,820
December	2,905	7,796
January	3,251	8,554
February	4,903	9,833
March	5,298	11,277
April	6,028	11,767
May	6,133	11,786
June	6,145	11,847

QUALITY

	Quantity	Base Number	Contract	AT	Region	England
% of FP17s for the same patient ID Re-attending within 3 months - Children	70	1,078	6.5%	12.4%	13.3%	12.3%
% of FP17s for the same patient ID Re-attending within 3 months - Adults	464	3,442	13.5%	17.7%	17.3%	16.7%
% of FP17s for the same patient ID Re-attending between 3 & 9 months - Children	407	1,078	37.8%	53.8%	58.9%	57.6%
% of FP17s for the same patient ID Re-attending between 3 & 9 months - Adults	1,372	3,442	39.9%	44.6%	52.2%	50.1%
% of FP17s for Band 1 Urgent Courses	378	4,301	8.8%	11.5%	9.2%	9.1%
% of FP17s Relating to Free Repair or Replacements	26	4,301	0.6%	0.9%	1.0%	0.8%
% of FP17s Relating to Continuations	72	4,301	1.7%	1.4%	1.4%	1.2%
% of Patients satisfied with the dentistry they have received	7	7	N/A	93.9%	93.1%	92.8%
% of Patients satisfied with the time they had to wait for an appointment	6	7	N/A	89.4%	89.5%	88.7%

* This is based on patients treated on this contract for their most recent course of treatment. Figures in italics indicate the base number of FP17s or Patient Questionnaire responses are less than 100. N/A is shown where the base number of responses is less than 10 during the period. % is calculated as Quantity/Base number*100

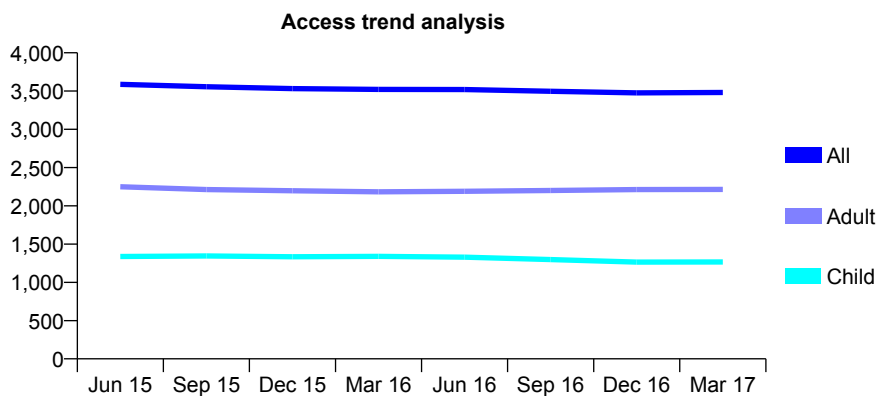
Q48 - Vital Signs At a Glance Contract Report for 113433/0001 - Year end March 2017

Name or company name	Deysbrook Lane Partnership
Contract type name	GDS Contract
Purpose of contract	General
Contract start date	01/07/2011
Contract end date	

16/17 Contracted general activity (UDA)	11,000
Carry forward general activity (UDA)	62
16/17 Contracted orthodontic activity (UOA)	0
Carry forward orthodontic activity (UOA)	0
Baseline contract value	£280,611.96

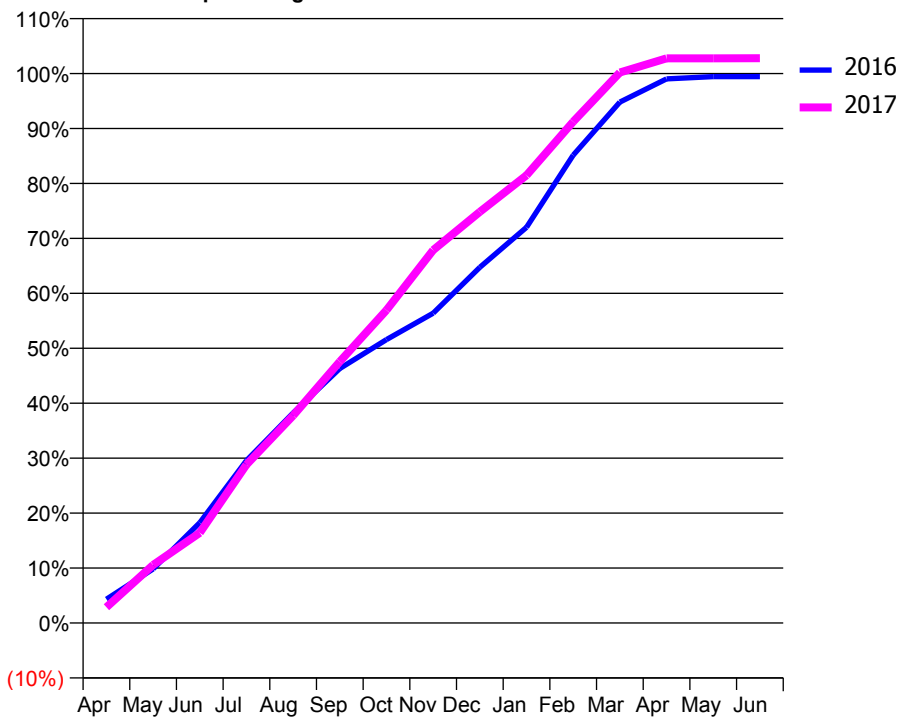
ACCESS*

Patients seen in 24 months	Total	Change since previous quarter
Quarter ending March 2016	3,522	
Quarter ending June 2016	3,519	→
Quarter ending September 2016	3,497	→
Quarter ending December 2016	3,477	→
Quarter ending March 2017	3,481	→
Variance since March 2016	(1.2%)	↓



ACTIVITY

Cumulative percentage of contracted UDA delivered 2016 & 2017



Month	Adjusted Scheduled Activity (UDA)	
	2016	2017
April	477	316
May	1,082	1,161
June	2,009	1,807
July	3,254	3,170
August	4,206	4,153
September	5,096	5,233
October	5,674	6,265
November	6,201	7,466
December	7,121	8,232
January	7,921	8,961
February	9,366	10,037
March	10,429	11,021
April	10,893	11,303
May	10,938	11,303
June	10,938	11,305

QUALITY

	Quantity	Base Number	Contract	AT	Region	England
% of FP17s for the same patient ID Re-attending within 3 months - Children	227	2,107	10.8%	12.4%	13.3%	12.3%
% of FP17s for the same patient ID Re-attending within 3 months - Adults	637	3,157	20.2%	17.7%	17.3%	16.7%
% of FP17s for the same patient ID Re-attending between 3 & 9 months - Children	1,279	2,107	60.7%	53.8%	58.9%	57.6%
% of FP17s for the same patient ID Re-attending between 3 & 9 months - Adults	1,532	3,157	48.5%	44.6%	52.2%	50.1%
% of FP17s for Band 1 Urgent Courses	546	5,180	10.5%	11.5%	9.2%	9.1%
% of FP17s Relating to Free Repair or Replacements	58	5,180	1.1%	0.9%	1.0%	0.8%
% of FP17s Relating to Continuations	14	5,180	0.3%	1.4%	1.4%	1.2%
% of Patients satisfied with the dentistry they have received	10	10	100.0%	93.9%	93.1%	92.8%
% of Patients satisfied with the time they had to wait for an appointment	8	10	80.0%	89.4%	89.5%	88.7%

* This is based on patients treated on this contract for their most recent course of treatment. Figures in italics indicate the base number of FP17s or Patient Questionnaire responses are less than 100. N/A is shown where the base number of responses is less than 10 during the period. % is calculated as Quantity/Base number*100

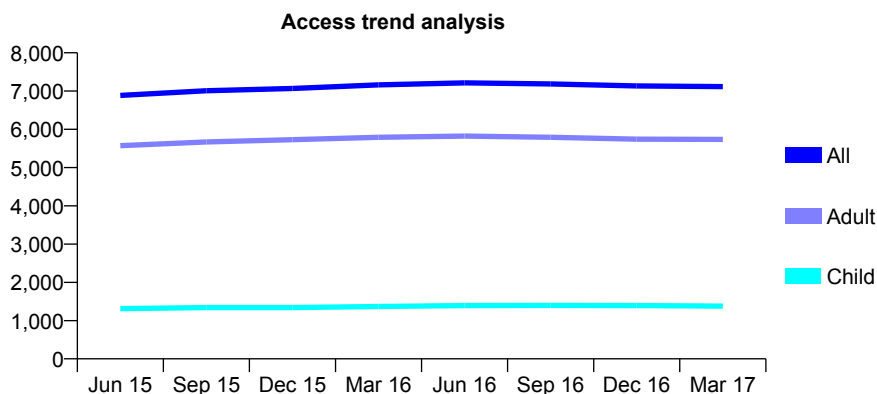
Q48 - Vital Signs At a Glance Contract Report for 116467/0001 - Year end March 2017

Name or company name	Billinge DP Limited
Contract type name	GDS Contract
Purpose of contract	General
Contract start date	01/01/2010
Contract end date	

16/17 Contracted general activity (UDA)	19,900
Carry forward general activity (UDA)	0
16/17 Contracted orthodontic activity (UOA)	0
Carry forward orthodontic activity (UOA)	0
Baseline contract value	£469,749.71

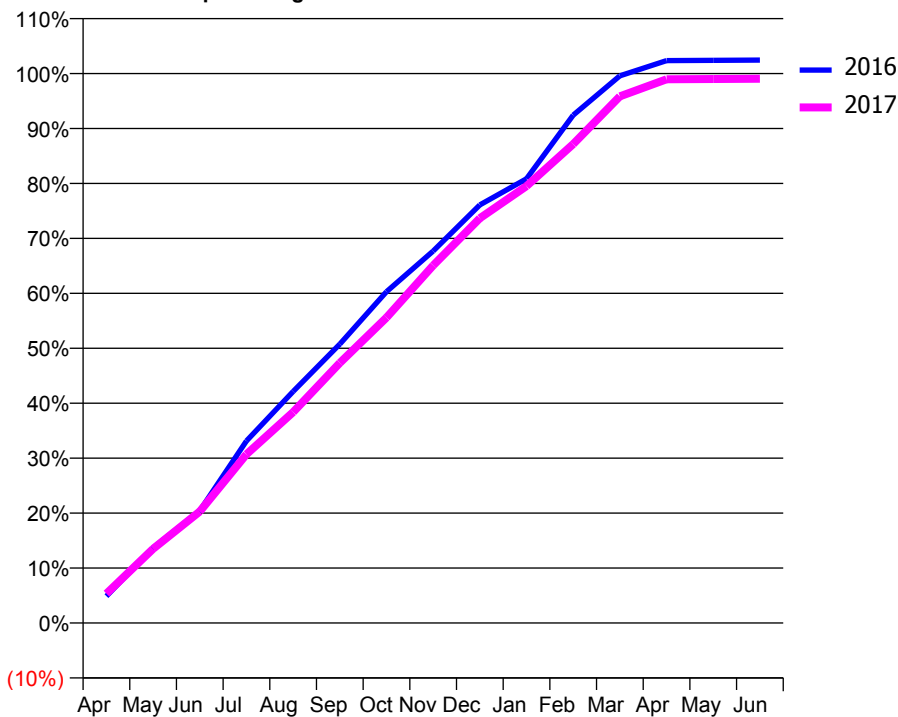
ACCESS*

Patients seen in 24 months	Total	Change since previous quarter
Quarter ending March 2016	7,162	
Quarter ending June 2016	7,215	→
Quarter ending September 2016	7,187	→
Quarter ending December 2016	7,135	→
Quarter ending March 2017	7,115	→
Variance since March 2016	(0.7%)	→



ACTIVITY

Cumulative percentage of contracted UDA delivered 2016 & 2017



Month	Adjusted Scheduled Activity (UDA)	
	2016	2017
April	971	1,063
May	2,721	2,689
June	4,068	4,040
July	6,592	6,113
August	8,386	7,638
September	10,102	9,421
October	11,997	11,060
November	13,471	12,951
December	15,142	14,659
January	16,089	15,821
February	18,391	17,343
March	19,818	19,075
April	20,366	19,693
May	20,375	19,699
June	20,386	19,709

QUALITY

	Quantity	Base Number	Contract	AT	Region	England
% of FP17s for the same patient ID Re-attending within 3 months - Children	117	2,083	5.6%	12.4%	13.3%	12.3%
% of FP17s for the same patient ID Re-attending within 3 months - Adults	1,095	7,626	14.4%	17.7%	17.3%	16.7%
% of FP17s for the same patient ID Re-attending between 3 & 9 months - Children	1,320	2,083	63.4%	53.8%	58.9%	57.6%
% of FP17s for the same patient ID Re-attending between 3 & 9 months - Adults	3,700	7,626	48.5%	44.6%	52.2%	50.1%
% of FP17s for Band 1 Urgent Courses	604	9,725	6.2%	11.5%	9.2%	9.1%
% of FP17s Relating to Free Repair or Replacements	100	9,725	1.0%	0.9%	1.0%	0.8%
% of FP17s Relating to Continuations	274	9,725	2.8%	1.4%	1.4%	1.2%
% of Patients satisfied with the dentistry they have received	27	27	100.0%	93.9%	93.1%	92.8%
% of Patients satisfied with the time they had to wait for an appointment	25	27	92.6%	89.4%	89.5%	88.7%

* This is based on patients treated on this contract for their most recent course of treatment. Figures in italics indicate the base number of FP17s or Patient Questionnaire responses are less than 100. N/A is shown where the base number of responses is less than 10 during the period. % is calculated as Quantity/Base number*100

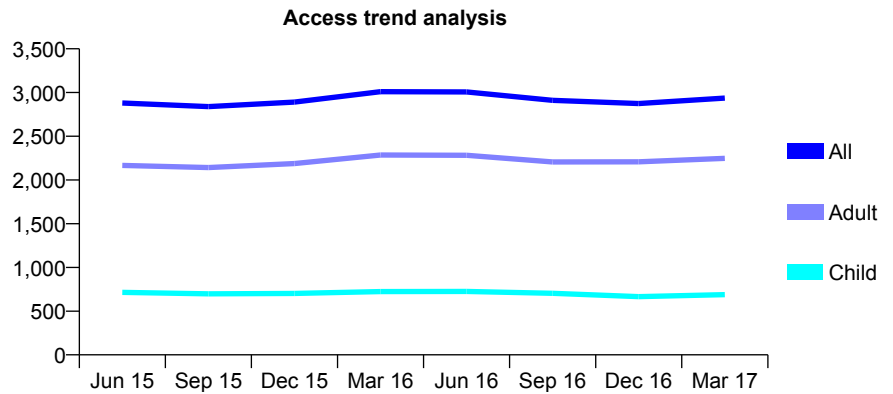
Q48 - Vital Signs At a Glance Contract Report for 117005/0001 - Year end March 2017

Name or company name	Stecewicz
Contract type name	GDS Contract
Purpose of contract	General
Contract start date	01/04/2012
Contract end date	

16/17 Contracted general activity (UDA)	10,700
Carry forward general activity (UDA)	0
16/17 Contracted orthodontic activity (UOA)	0
Carry forward orthodontic activity (UOA)	0
Baseline contract value	£234,651.30

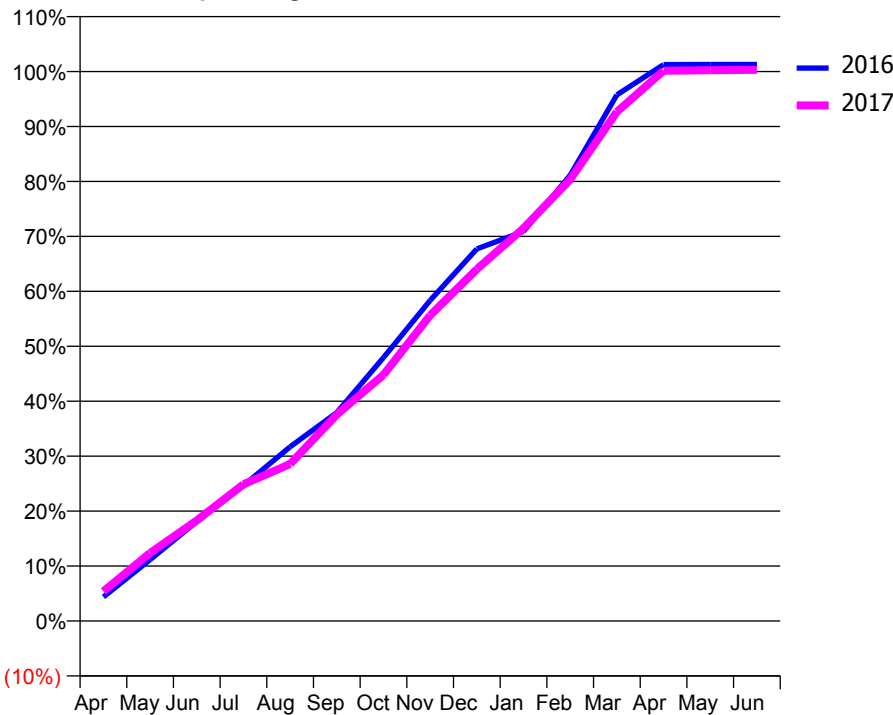
ACCESS*

Patients seen in 24 months	Total	Change since previous quarter
Quarter ending March 2016	3,010	
Quarter ending June 2016	3,007	→
Quarter ending September 2016	2,910	↓
Quarter ending December 2016	2,874	↓
Quarter ending March 2017	2,936	↑
Variance since March 2016	(2.5%)	↓



ACTIVITY

Cumulative percentage of contracted UDA delivered 2016 & 2017



Month	Adjusted Scheduled Activity (UDA)	
	2016	2017
April	468	577
May	1,196	1,325
June	1,935	1,959
July	2,638	2,662
August	3,391	3,058
September	4,059	4,021
October	5,130	4,794
November	6,245	5,953
December	7,246	6,851
January	7,587	7,649
February	8,680	8,599
March	10,245	9,915
April	10,833	10,716
May	10,836	10,726
June	10,836	10,733

QUALITY

	Quantity	Base Number	Contract	AT	Region	England
% of FP17s for the same patient ID Re-attending within 3 months - Children	82	895	9.2%	12.4%	13.3%	12.3%
% of FP17s for the same patient ID Re-attending within 3 months - Adults	355	2,735	13.0%	17.7%	17.3%	16.7%
% of FP17s for the same patient ID Re-attending between 3 & 9 months - Children	426	895	47.6%	53.8%	58.9%	57.6%
% of FP17s for the same patient ID Re-attending between 3 & 9 months - Adults	1,269	2,735	46.4%	44.6%	52.2%	50.1%
% of FP17s for Band 1 Urgent Courses	314	3,663	8.6%	11.5%	9.2%	9.1%
% of FP17s Relating to Free Repair or Replacements	17	3,663	0.5%	0.9%	1.0%	0.8%
% of FP17s Relating to Continuations	19	3,663	0.5%	1.4%	1.4%	1.2%
% of Patients satisfied with the dentistry they have received	47	52	90.4%	93.9%	93.1%	92.8%
% of Patients satisfied with the time they had to wait for an appointment	43	52	82.7%	89.4%	89.5%	88.7%

* This is based on patients treated on this contract for their most recent course of treatment. Figures in italics indicate the base number of FP17s or Patient Questionnaire responses are less than 100. N/A is shown where the base number of responses is less than 10 during the period. % is calculated as Quantity/Base number*100

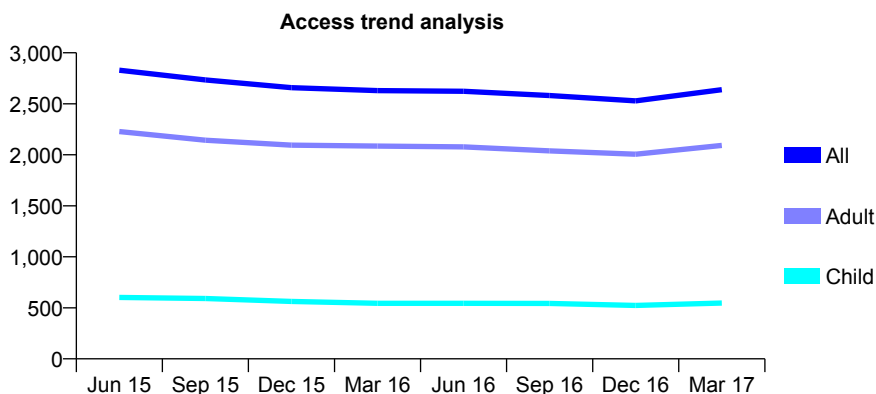
Q48 - Vital Signs At a Glance Contract Report for 121355/0001 - Year end March 2017

Name or company name	J Walker & A Dunn
Contract type name	GDS Contract
Purpose of contract	General
Contract start date	01/04/2007
Contract end date	

16/17 Contracted general activity (UDA)	9,392
Carry forward general activity (UDA)	104
16/17 Contracted orthodontic activity (UOA)	0
Carry forward orthodontic activity (UOA)	0
Baseline contract value	£239,591.59

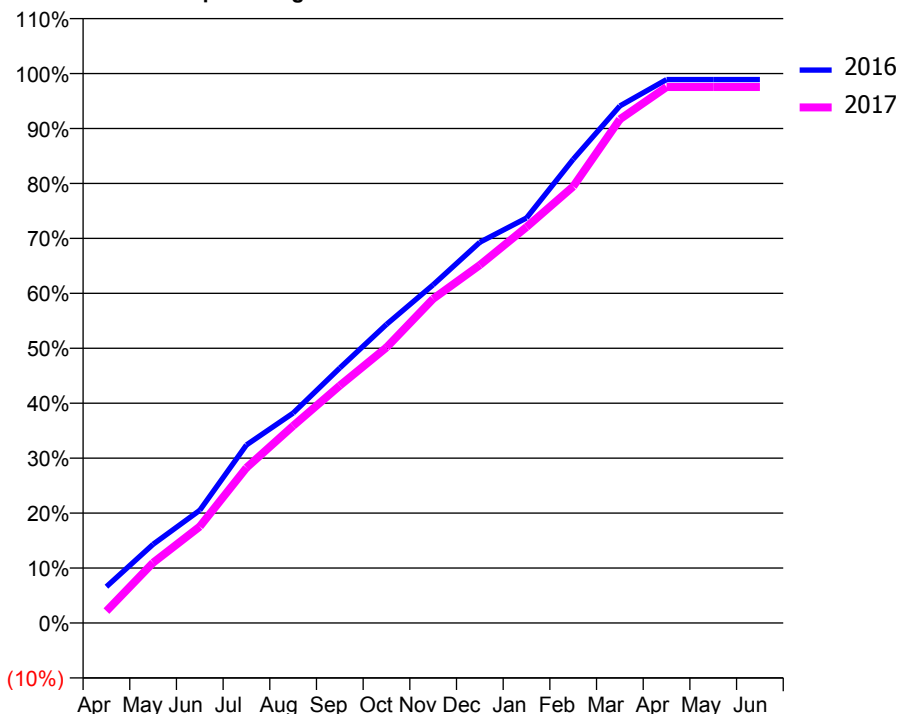
ACCESS*

Patients seen in 24 months	Total	Change since previous quarter
Quarter ending March 2016	2,630	
Quarter ending June 2016	2,623	→
Quarter ending September 2016	2,581	↓
Quarter ending December 2016	2,529	↓
Quarter ending March 2017	2,639	↑
Variance since March 2016	0.3%	→



ACTIVITY

Cumulative percentage of contracted UDA delivered 2016 & 2017



Adjusted Scheduled Activity (UDA)

Month	2016	2017
April	622	204
May	1,346	1,031
June	1,927	1,649
July	3,043	2,654
August	3,588	3,369
September	4,359	4,058
October	5,104	4,709
November	5,780	5,541
December	6,509	6,117
January	6,923	6,768
February	7,925	7,461
March	8,837	8,610
April	9,288	9,162
May	9,288	9,162
June	9,288	9,162

QUALITY

	Quantity	Base Number	Contract	AT	Region	England
% of FP17s for the same patient ID Re-attending within 3 months - Children	72	765	9.4%	12.4%	13.3%	12.3%
% of FP17s for the same patient ID Re-attending within 3 months - Adults	788	3,227	24.4%	17.7%	17.3%	16.7%
% of FP17s for the same patient ID Re-attending between 3 & 9 months - Children	409	765	53.5%	53.8%	58.9%	57.6%
% of FP17s for the same patient ID Re-attending between 3 & 9 months - Adults	1,506	3,227	46.7%	44.6%	52.2%	50.1%
% of FP17s for Band 1 Urgent Courses	629	3,972	15.8%	11.5%	9.2%	9.1%
% of FP17s Relating to Free Repair or Replacements	18	3,972	0.5%	0.9%	1.0%	0.8%
% of FP17s Relating to Continuations	102	3,972	2.6%	1.4%	1.4%	1.2%
% of Patients satisfied with the dentistry they have received	9	9	N/A	93.9%	93.1%	92.8%
% of Patients satisfied with the time they had to wait for an appointment	9	9	N/A	89.4%	89.5%	88.7%

* This is based on patients treated on this contract for their most recent course of treatment. Figures in italics indicate the base number of FP17s or Patient Questionnaire responses are less than 100. N/A is shown where the base number of responses is less than 10 during the period. % is calculated as Quantity/Base number*100

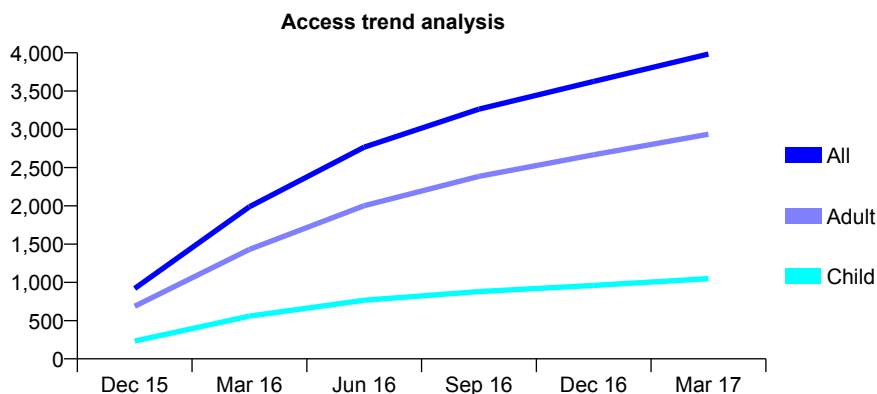
Q48 - Vital Signs At a Glance Contract Report for 121681/0001 - Year end March 2017

Name or company name	Laurel Villa Dental
Contract type name	GDS Contract
Purpose of contract	General
Contract start date	01/10/2015
Contract end date	

16/17 Contracted general activity (UDA)	16,000
Carry forward general activity (UDA)	0
16/17 Contracted orthodontic activity (UOA)	0
Carry forward orthodontic activity (UOA)	0
Baseline contract value	£386,904.36

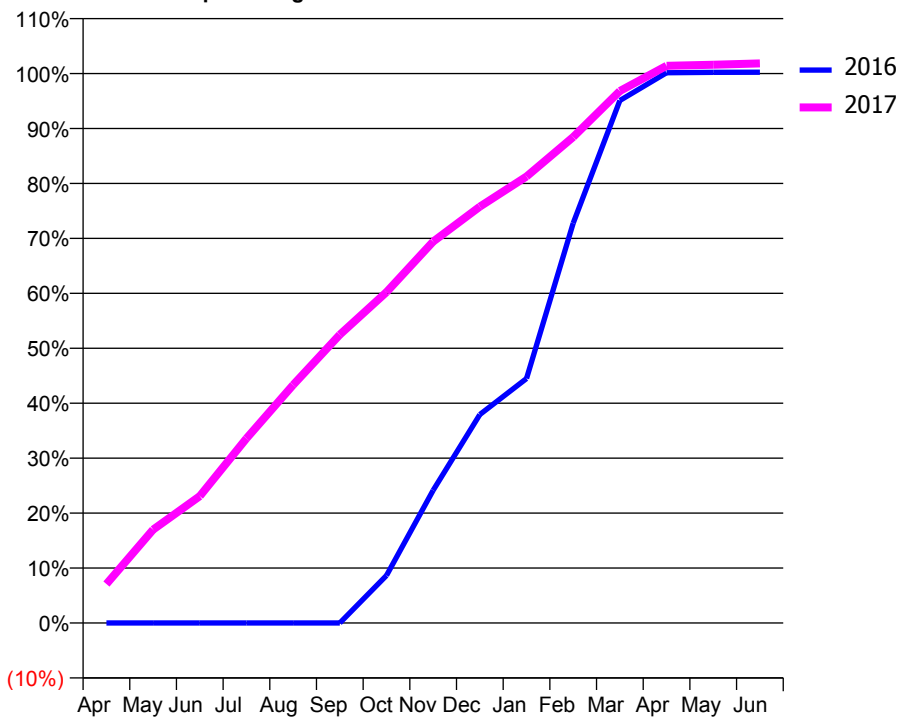
ACCESS*

Patients seen in 24 months	Total	Change since previous quarter
Quarter ending March 2016	1,988	
Quarter ending June 2016	2,767	↑
Quarter ending September 2016	3,264	↑
Quarter ending December 2016	3,626	↑
Quarter ending March 2017	3,984	↑
Variance since March 2016	100.4%	↑



ACTIVITY

Cumulative percentage of contracted UDA delivered 2016 & 2017



Month	Adjusted Scheduled Activity (UDA)	
	2016	2017
April	0	1,134
May	0	2,719
June	0	3,695
July	0	5,377
August	0	6,933
September	0	8,397
October	692	9,634
November	1,932	11,105
December	3,035	12,125
January	3,559	13,000
February	5,821	14,152
March	7,607	15,491
April	8,011	16,225
May	8,017	16,256
June	8,018	16,296

QUALITY

	Quantity	Base Number	Contract	AT	Region	England
% of FP17s for the same patient ID Re-attending within 3 months - Children	134	1,360	9.9%	12.4%	13.3%	12.3%
% of FP17s for the same patient ID Re-attending within 3 months - Adults	840	4,021	20.9%	17.7%	17.3%	16.7%
% of FP17s for the same patient ID Re-attending between 3 & 9 months - Children	557	1,360	41.0%	53.8%	58.9%	57.6%
% of FP17s for the same patient ID Re-attending between 3 & 9 months - Adults	1,366	4,021	34.0%	44.6%	52.2%	50.1%
% of FP17s for Band 1 Urgent Courses	737	5,528	13.3%	11.5%	9.2%	9.1%
% of FP17s Relating to Free Repair or Replacements	44	5,528	0.8%	0.9%	1.0%	0.8%
% of FP17s Relating to Continuations	74	5,528	1.3%	1.4%	1.4%	1.2%
% of Patients satisfied with the dentistry they have received	9	9	N/A	93.9%	93.1%	92.8%
% of Patients satisfied with the time they had to wait for an appointment	7	9	N/A	89.4%	89.5%	88.7%

* This is based on patients treated on this contract for their most recent course of treatment. Figures in italics indicate the base number of FP17s or Patient Questionnaire responses are less than 100. N/A is shown where the base number of responses is less than 10 during the period. % is calculated as Quantity/Base number*100

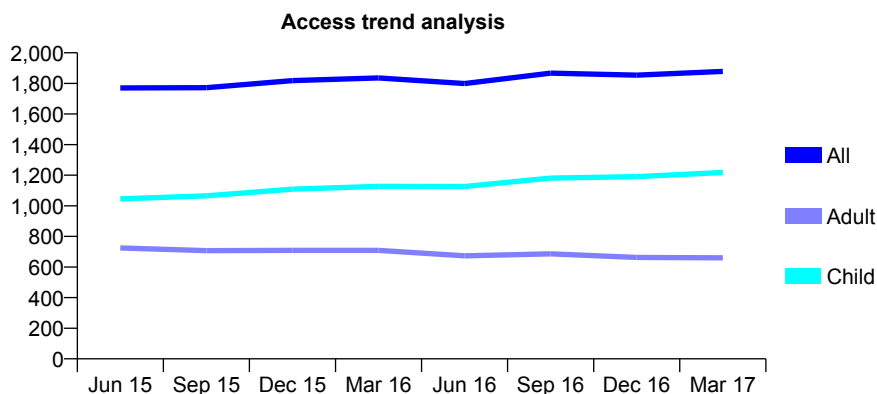
Q48 - Vital Signs At a Glance Contract Report for 122653/0001 - Year end March 2017

Name or company name	Rose Lane Dental Practice
Contract type name	GDS Contract
Purpose of contract	General
Contract start date	01/04/2010
Contract end date	

16/17 Contracted general activity (UDA)	4,452
Carry forward general activity (UDA)	0
16/17 Contracted orthodontic activity (UOA)	0
Carry forward orthodontic activity (UOA)	0
Baseline contract value	£113,571.31

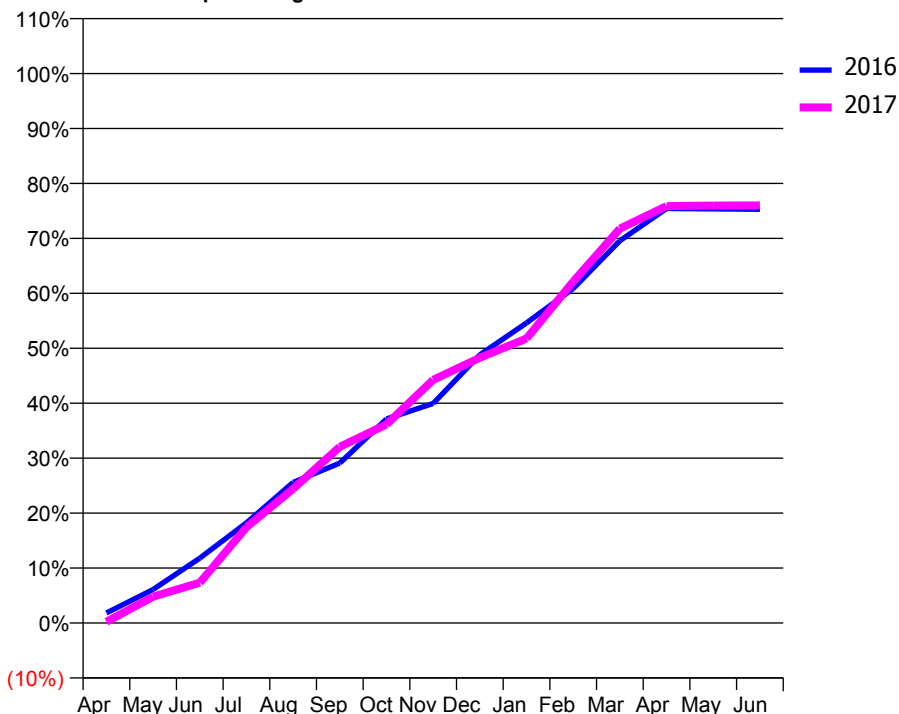
ACCESS*

Patients seen in 24 months	Total	Change since previous quarter
Quarter ending March 2016	1,836	
Quarter ending June 2016	1,799	↓
Quarter ending September 2016	1,867	↑
Quarter ending December 2016	1,854	→
Quarter ending March 2017	1,878	→
Variance since March 2016	2.3%	↑



ACTIVITY

Cumulative percentage of contracted UDA delivered 2016 & 2017



Month	Adjusted Scheduled Activity (UDA)	
	2016	2017
April	81	10
May	272	214
June	525	327
July	812	776
August	1,140	1,088
September	1,295	1,428
October	1,654	1,609
November	1,779	1,970
December	2,173	2,150
January	2,431	2,305
February	2,710	2,766
March	3,097	3,195
April	3,358	3,378
May	3,355	3,382
June	3,352	3,383

QUALITY

	Quantity	Base Number	Contract	AT	Region	England
% of FP17s for the same patient ID Re-attending within 3 months - Children	133	1,559	8.5%	12.4%	13.3%	12.3%
% of FP17s for the same patient ID Re-attending within 3 months - Adults	35	569	6.2%	17.7%	17.3%	16.7%
% of FP17s for the same patient ID Re-attending between 3 & 9 months - Children	703	1,559	45.1%	53.8%	58.9%	57.6%
% of FP17s for the same patient ID Re-attending between 3 & 9 months - Adults	197	569	34.6%	44.6%	52.2%	50.1%
% of FP17s for Band 1 Urgent Courses	35	2,070	1.7%	11.5%	9.2%	9.1%
% of FP17s Relating to Free Repair or Replacements	0	2,070	0.0%	0.9%	1.0%	0.8%
% of FP17s Relating to Continuations	1	2,070	0.0%	1.4%	1.4%	1.2%
% of Patients satisfied with the dentistry they have received	4	4	N/A	93.9%	93.1%	92.8%
% of Patients satisfied with the time they had to wait for an appointment	4	4	N/A	89.4%	89.5%	88.7%

* This is based on patients treated on this contract for their most recent course of treatment. Figures in italics indicate the base number of FP17s or Patient Questionnaire responses are less than 100. N/A is shown where the base number of responses is less than 10 during the period. % is calculated as Quantity/Base number*100

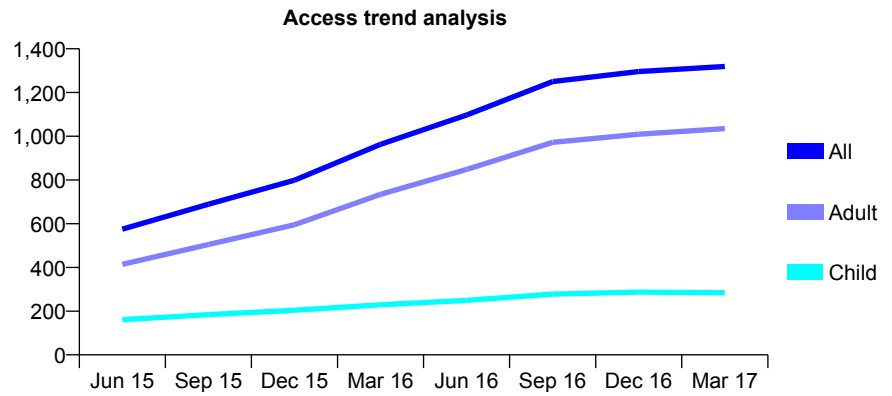
Q48 - Vital Signs At a Glance Contract Report for 122858/0001 - Year end March 2017

Name or company name	Baycliff Dental Practices
Contract type name	GDS Contract
Purpose of contract	General
Contract start date	01/10/2014
Contract end date	

16/17 Contracted general activity (UDA)	6,769
Carry forward general activity (UDA)	0
16/17 Contracted orthodontic activity (UOA)	0
Carry forward orthodontic activity (UOA)	0
Baseline contract value	£172,678.39

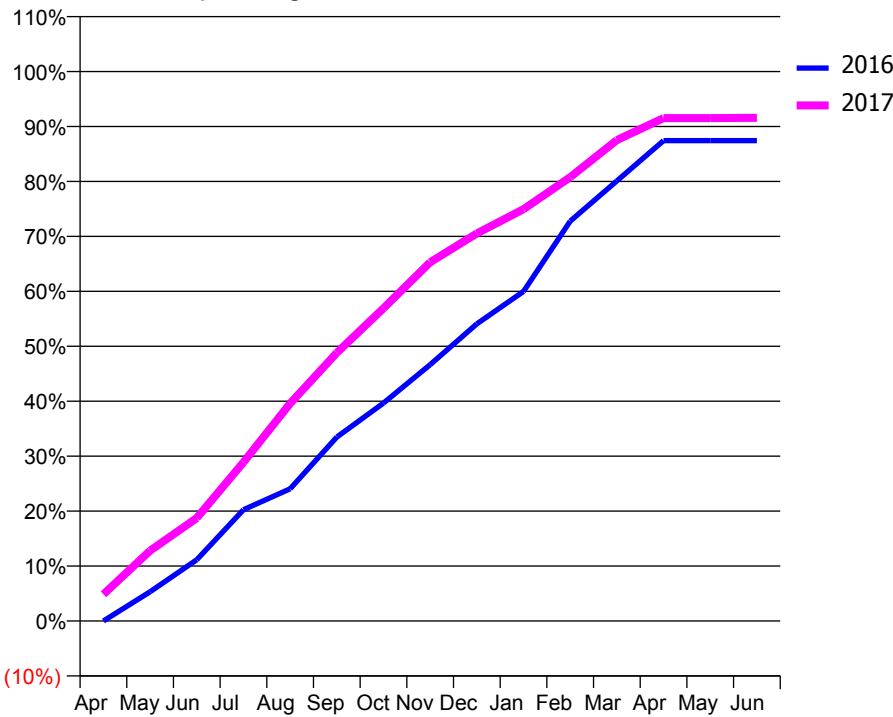
ACCESS*

Patients seen in 24 months	Total	Change since previous quarter
Quarter ending March 2016	963	
Quarter ending June 2016	1,097	↑
Quarter ending September 2016	1,250	↑
Quarter ending December 2016	1,296	↑
Quarter ending March 2017	1,319	→
Variance since March 2016	37.0%	↑



ACTIVITY

Cumulative percentage of contracted UDA delivered 2016 & 2017



Month	Adjusted Scheduled Activity (UDA)	
	2016	2017
April	0	329
May	361	866
June	756	1,269
July	1,371	1,955
August	1,629	2,680
September	2,267	3,304
October	2,685	3,854
November	3,158	4,419
December	3,661	4,774
January	4,059	5,074
February	4,926	5,468
March	5,422	5,924
April	5,918	6,195
May	5,918	6,195
June	5,918	6,199

QUALITY

	Quantity	Base Number	Contract	AT	Region	England
% of FP17s for the same patient ID Re-attending within 3 months - Children	31	344	9.0%	12.4%	13.3%	12.3%
% of FP17s for the same patient ID Re-attending within 3 months - Adults	228	1,237	18.4%	17.7%	17.3%	16.7%
% of FP17s for the same patient ID Re-attending between 3 & 9 months - Children	119	344	34.6%	53.8%	58.9%	57.6%
% of FP17s for the same patient ID Re-attending between 3 & 9 months - Adults	393	1,237	31.8%	44.6%	52.2%	50.1%
% of FP17s for Band 1 Urgent Courses	228	1,532	14.9%	11.5%	9.2%	9.1%
% of FP17s Relating to Free Repair or Replacements	0	1,532	0.0%	0.9%	1.0%	0.8%
% of FP17s Relating to Continuations	11	1,532	0.7%	1.4%	1.4%	1.2%
% of Patients satisfied with the dentistry they have received	4	5	N/A	93.9%	93.1%	92.8%
% of Patients satisfied with the time they had to wait for an appointment	5	5	N/A	89.4%	89.5%	88.7%

* This is based on patients treated on this contract for their most recent course of treatment. Figures in italics indicate the base number of FP17s or Patient Questionnaire responses are less than 100. N/A is shown where the base number of responses is less than 10 during the period. % is calculated as Quantity/Base number*100

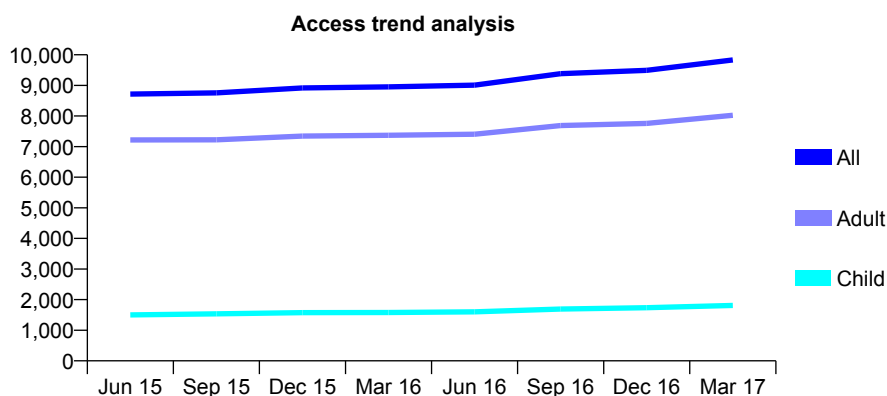
Q48 - Vital Signs At a Glance Contract Report for 123293/0001 - Year end March 2017

Name or company name	Smithdown Dental Practice
Contract type name	GDS Contract
Purpose of contract	General
Contract start date	01/10/2011
Contract end date	

16/17 Contracted general activity (UDA)	27,825
Carry forward general activity (UDA)	0
16/17 Contracted orthodontic activity (UOA)	0
Carry forward orthodontic activity (UOA)	0
Baseline contract value	£753,500.70

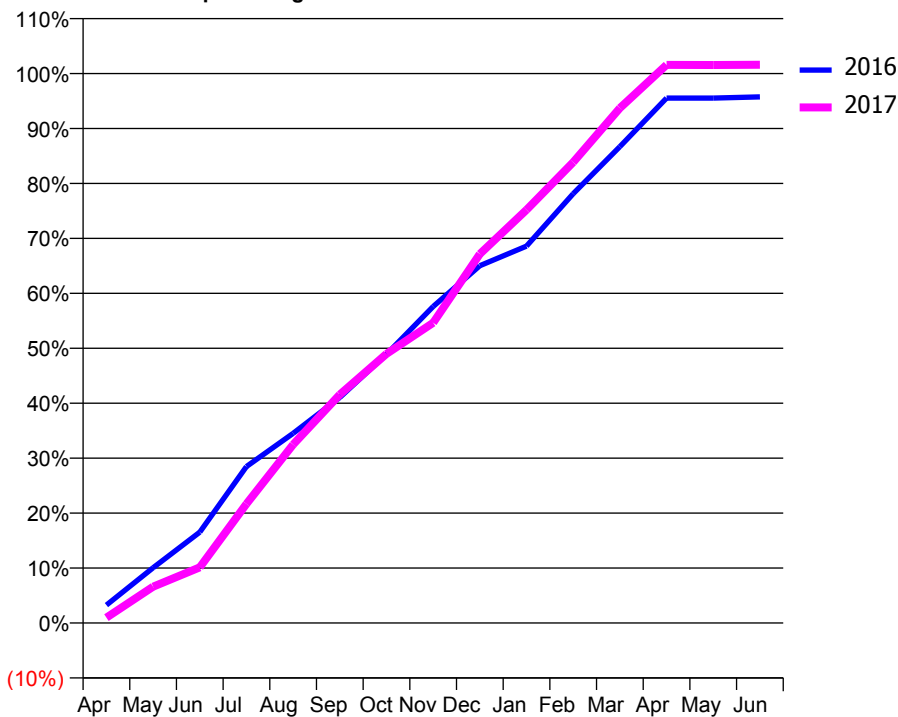
ACCESS*

Patients seen in 24 months	Total	Change since previous quarter
Quarter ending March 2016	8,952	
Quarter ending June 2016	9,007	→
Quarter ending September 2016	9,382	↑
Quarter ending December 2016	9,493	→
Quarter ending March 2017	9,833	↑
Variance since March 2016	9.8%	↑



ACTIVITY

Cumulative percentage of contracted UDA delivered 2016 & 2017



Adjusted Scheduled Activity (UDA)

Month	2016	2017
April	908	272
May	2,797	1,842
June	4,601	2,822
July	7,921	6,030
August	9,606	9,036
September	11,424	11,572
October	13,611	13,627
November	16,028	15,202
December	18,094	18,687
January	19,083	20,921
February	21,741	23,331
March	24,126	26,075
April	26,580	28,261
May	26,578	28,254
June	26,644	28,270

QUALITY

	Quantity	Base Number	Contract	AT	Region	England
% of FP17s for the same patient ID Re-attending within 3 months - Children	78	2,074	3.8%	12.4%	13.3%	12.3%
% of FP17s for the same patient ID Re-attending within 3 months - Adults	669	8,566	7.8%	17.7%	17.3%	16.7%
% of FP17s for the same patient ID Re-attending between 3 & 9 months - Children	628	2,074	30.3%	53.8%	58.9%	57.6%
% of FP17s for the same patient ID Re-attending between 3 & 9 months - Adults	2,539	8,566	29.6%	44.6%	52.2%	50.1%
% of FP17s for Band 1 Urgent Courses	1,426	10,407	13.7%	11.5%	9.2%	9.1%
% of FP17s Relating to Free Repair or Replacements	50	10,407	0.5%	0.9%	1.0%	0.8%
% of FP17s Relating to Continuations	1	10,407	0.0%	1.4%	1.4%	1.2%
% of Patients satisfied with the dentistry they have received	21	25	84.0%	93.9%	93.1%	92.8%
% of Patients satisfied with the time they had to wait for an appointment	22	25	88.0%	89.4%	89.5%	88.7%

* This is based on patients treated on this contract for their most recent course of treatment. Figures in italics indicate the base number of FP17s or Patient Questionnaire responses are less than 100. N/A is shown where the base number of responses is less than 10 during the period. % is calculated as Quantity/Base number*100

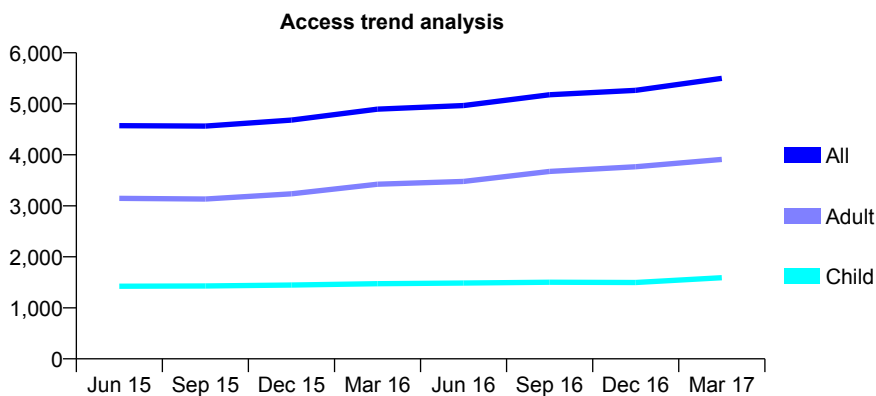
Q48 - Vital Signs At a Glance Contract Report for 124494/0001 - Year end March 2017

Name or company name	J Powell & D Collins
Contract type name	GDS Contract
Purpose of contract	General
Contract start date	01/04/2010
Contract end date	

16/17 Contracted general activity (UDA)	15,654
Carry forward general activity (UDA)	0
16/17 Contracted orthodontic activity (UOA)	0
Carry forward orthodontic activity (UOA)	0
Baseline contract value	£495,644.72

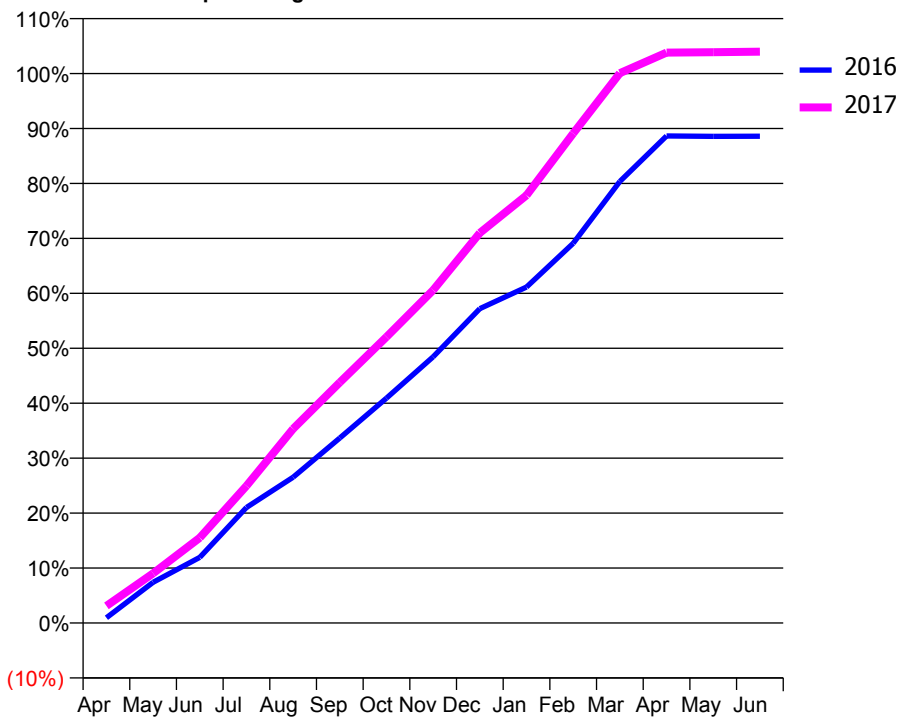
ACCESS*

Patients seen in 24 months	Total	Change since previous quarter
Quarter ending March 2016	4,895	
Quarter ending June 2016	4,966	→
Quarter ending September 2016	5,177	↑
Quarter ending December 2016	5,263	→
Quarter ending March 2017	5,500	↑
Variance since March 2016	12.4%	↑



ACTIVITY

Cumulative percentage of contracted UDA delivered 2016 & 2017



Month	Adjusted Scheduled Activity (UDA)	
	2016	2017
April	149	487
May	1,162	1,416
June	1,872	2,429
July	3,292	3,905
August	4,154	5,534
September	5,270	6,856
October	6,408	8,150
November	7,586	9,483
December	8,954	11,114
January	9,572	12,185
February	10,816	13,948
March	12,581	15,663
April	13,877	16,248
May	13,865	16,261
June	13,868	16,276

QUALITY

	Quantity	Base Number	Contract	AT	Region	England
% of FP17s for the same patient ID Re-attending within 3 months - Children	233	2,395	9.7%	12.4%	13.3%	12.3%
% of FP17s for the same patient ID Re-attending within 3 months - Adults	1,419	6,071	23.4%	17.7%	17.3%	16.7%
% of FP17s for the same patient ID Re-attending between 3 & 9 months - Children	1,123	2,395	46.9%	53.8%	58.9%	57.6%
% of FP17s for the same patient ID Re-attending between 3 & 9 months - Adults	2,547	6,071	42.0%	44.6%	52.2%	50.1%
% of FP17s for Band 1 Urgent Courses	828	8,248	10.0%	11.5%	9.2%	9.1%
% of FP17s Relating to Free Repair or Replacements	159	8,248	1.9%	0.9%	1.0%	0.8%
% of FP17s Relating to Continuations	255	8,248	3.1%	1.4%	1.4%	1.2%
% of Patients satisfied with the dentistry they have received	11	11	100.0%	93.9%	93.1%	92.8%
% of Patients satisfied with the time they had to wait for an appointment	10	11	90.9%	89.4%	89.5%	88.7%

* This is based on patients treated on this contract for their most recent course of treatment. Figures in italics indicate the base number of FP17s or Patient Questionnaire responses are less than 100. N/A is shown where the base number of responses is less than 10 during the period. % is calculated as Quantity/Base number*100

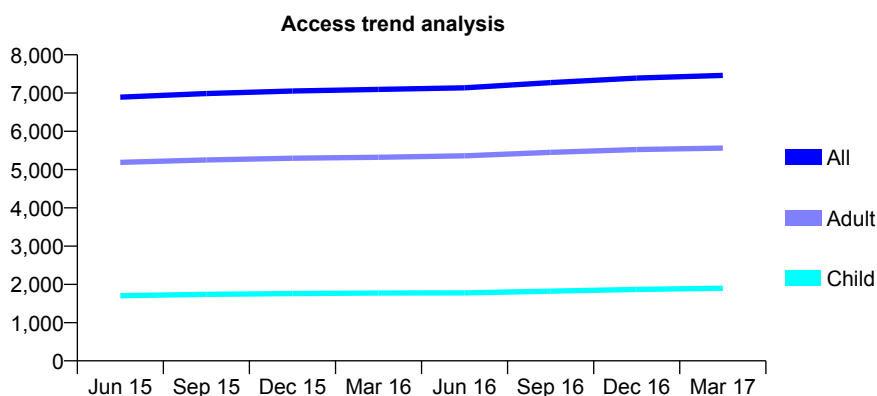
Q48 - Vital Signs At a Glance Contract Report for 124834/0001 - Year end March 2017

Name or company name	Alverna House Dental Practice Ltd
Contract type name	GDS Contract
Purpose of contract	General
Contract start date	01/04/2009
Contract end date	

16/17 Contracted general activity (UDA)	21,000
Carry forward general activity (UDA)	0
16/17 Contracted orthodontic activity (UOA)	0
Carry forward orthodontic activity (UOA)	0
Baseline contract value	£592,942.37

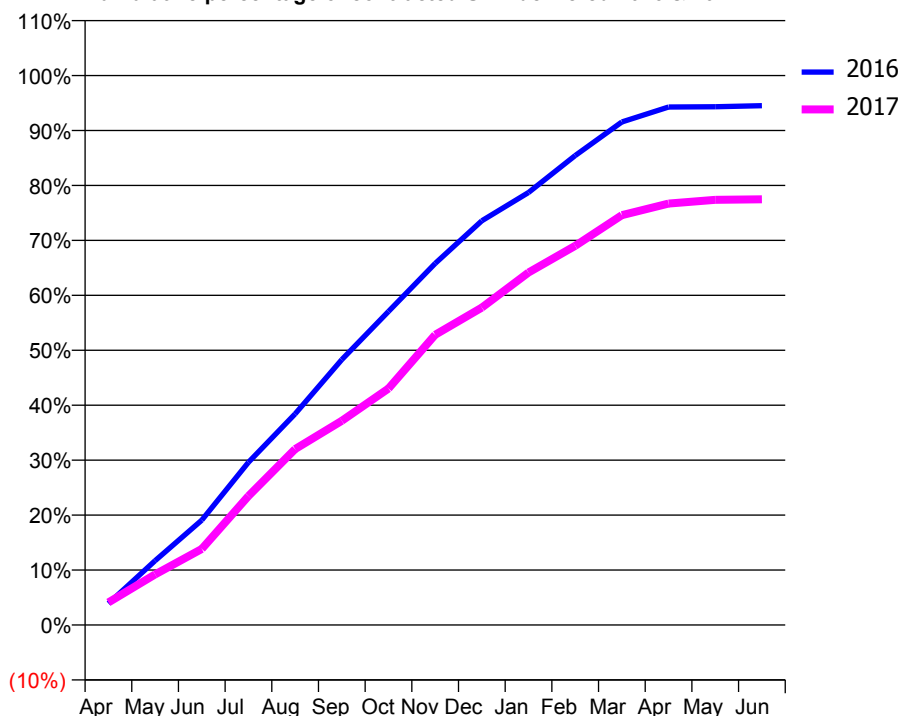
ACCESS*

Patients seen in 24 months	Total	Change since previous quarter
Quarter ending March 2016	7,094	
Quarter ending June 2016	7,138	→
Quarter ending September 2016	7,273	→
Quarter ending December 2016	7,392	→
Quarter ending March 2017	7,461	→
Variance since March 2016	5.2%	↑



ACTIVITY

Cumulative percentage of contracted UDA delivered 2016 & 2017



Month	Adjusted Scheduled Activity (UDA)	
	2016	2017
April	825	866
May	2,458	1,934
June	4,010	2,910
July	6,220	4,929
August	8,072	6,727
September	10,141	7,806
October	11,984	9,040
November	13,816	11,091
December	15,450	12,132
January	16,530	13,471
February	17,941	14,489
March	19,227	15,663
April	19,797	16,108
May	19,804	16,250
June	19,848	16,269

QUALITY

	Quantity	Base Number	Contract	AT	Region	England
% of FP17s for the same patient ID Re-attending within 3 months - Children	383	2,717	14.1%	12.4%	13.3%	12.3%
% of FP17s for the same patient ID Re-attending within 3 months - Adults	1,043	6,444	16.2%	17.7%	17.3%	16.7%
% of FP17s for the same patient ID Re-attending between 3 & 9 months - Children	1,380	2,717	50.8%	53.8%	58.9%	57.6%
% of FP17s for the same patient ID Re-attending between 3 & 9 months - Adults	2,744	6,444	42.6%	44.6%	52.2%	50.1%
% of FP17s for Band 1 Urgent Courses	1,037	8,349	12.4%	11.5%	9.2%	9.1%
% of FP17s Relating to Free Repair or Replacements	62	8,349	0.7%	0.9%	1.0%	0.8%
% of FP17s Relating to Continuations	37	8,349	0.4%	1.4%	1.4%	1.2%
% of Patients satisfied with the dentistry they have received	5	8	N/A	93.9%	93.1%	92.8%
% of Patients satisfied with the time they had to wait for an appointment	7	8	N/A	89.4%	89.5%	88.7%

* This is based on patients treated on this contract for their most recent course of treatment. Figures in italics indicate the base number of FP17s or Patient Questionnaire responses are less than 100. N/A is shown where the base number of responses is less than 10 during the period. % is calculated as Quantity/Base number*100

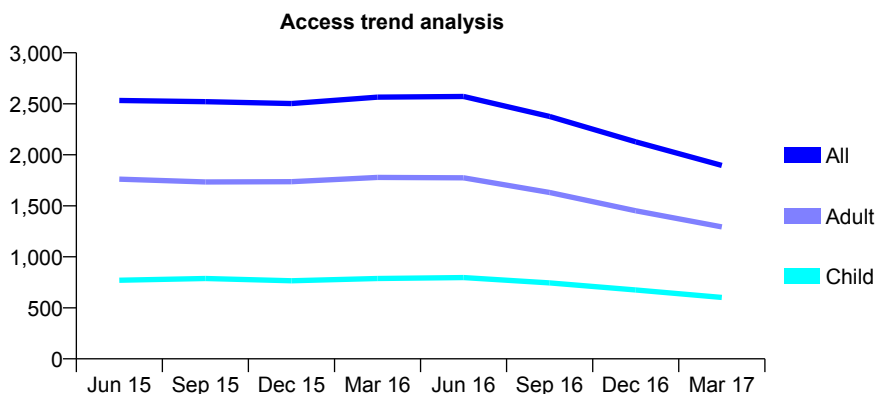
Q48 - Vital Signs At a Glance Contract Report for 125547/0001 - Year end March 2017

Name or company name	Parr Dental Surgery Limited
Contract type name	GDS Contract
Purpose of contract	General
Contract start date	01/01/2012
Contract end date	

16/17 Contracted general activity (UDA)	8,000
Carry forward general activity (UDA)	0
16/17 Contracted orthodontic activity (UOA)	0
Carry forward orthodontic activity (UOA)	0
Baseline contract value	£188,524.88

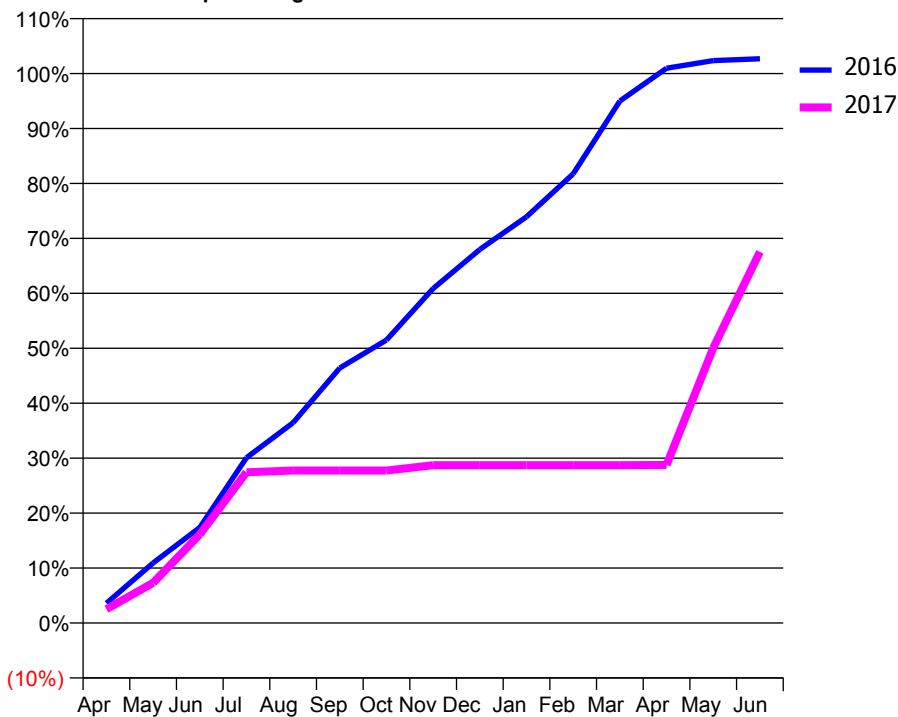
ACCESS*

Patients seen in 24 months	Total	Change since previous quarter
Quarter ending March 2016	2,565	
Quarter ending June 2016	2,572	→
Quarter ending September 2016	2,376	↓
Quarter ending December 2016	2,127	↓
Quarter ending March 2017	1,896	↓
Variance since March 2016	(26.1%)	↓



ACTIVITY

Cumulative percentage of contracted UDA delivered 2016 & 2017



Adjusted Scheduled Activity (UDA)

Month	2016	2017
April	288	200
May	875	585
June	1,391	1,289
July	2,406	2,195
August	2,918	2,219
September	3,714	2,219
October	4,121	2,219
November	4,870	2,298
December	5,438	2,298
January	5,914	2,298
February	6,540	2,298
March	7,599	2,298
April	8,076	2,301
May	8,187	4,005
June	8,216	5,404

QUALITY

	Quantity	Base Number	Contract	AT	Region	England
% of FP17s for the same patient ID Re-attending within 3 months - Children	23	330	7.0%	12.4%	13.3%	12.3%
% of FP17s for the same patient ID Re-attending within 3 months - Adults	82	598	13.7%	17.7%	17.3%	16.7%
% of FP17s for the same patient ID Re-attending between 3 & 9 months - Children	135	330	40.9%	53.8%	58.9%	57.6%
% of FP17s for the same patient ID Re-attending between 3 & 9 months - Adults	191	598	31.9%	44.6%	52.2%	50.1%
% of FP17s for Band 1 Urgent Courses	197	1,988	9.9%	11.5%	9.2%	9.1%
% of FP17s Relating to Free Repair or Replacements	4	1,988	0.2%	0.9%	1.0%	0.8%
% of FP17s Relating to Continuations	7	1,988	0.4%	1.4%	1.4%	1.2%
% of Patients satisfied with the dentistry they have received	5	6	N/A	93.9%	93.1%	92.8%
% of Patients satisfied with the time they had to wait for an appointment	5	6	N/A	89.4%	89.5%	88.7%

* This is based on patients treated on this contract for their most recent course of treatment. Figures in italics indicate the base number of FP17s or Patient Questionnaire responses are less than 100. N/A is shown where the base number of responses is less than 10 during the period. % is calculated as Quantity/Base number*100

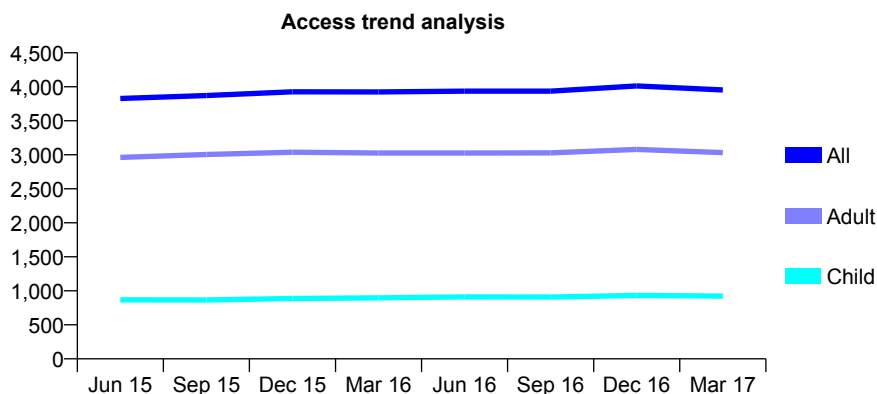
Q48 - Vital Signs At a Glance Contract Report for 126942/0001 - Year end March 2017

Name or company name	Windle House Dental
Contract type name	PDS Contract
Purpose of contract	General
Contract start date	21/03/2013
Contract end date	20/03/2023

16/17 Contracted general activity (UDA)	15,000
Carry forward general activity (UDA)	0
16/17 Contracted orthodontic activity (UOA)	0
Carry forward orthodontic activity (UOA)	0
Baseline contract value	£404,275.24

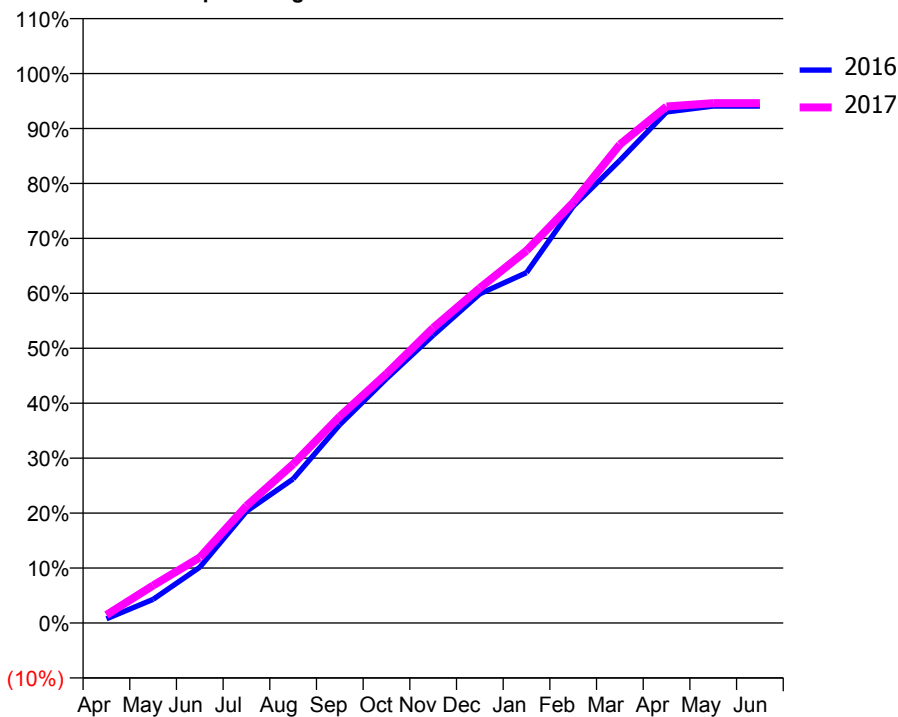
ACCESS*

Patients seen in 24 months	Total	Change since previous quarter
Quarter ending March 2016	3,924	
Quarter ending June 2016	3,937	→
Quarter ending September 2016	3,937	→
Quarter ending December 2016	4,012	→
Quarter ending March 2017	3,954	↓
Variance since March 2016	0.8%	→



ACTIVITY

Cumulative percentage of contracted UDA delivered 2016 & 2017



Adjusted Scheduled Activity (UDA)

Month	2016	2017
April	115	221
May	647	1,024
June	1,522	1,791
July	3,047	3,197
August	3,935	4,337
September	5,416	5,641
October	6,671	6,806
November	7,854	8,057
December	8,986	9,145
January	9,564	10,164
February	11,373	11,480
March	12,628	13,064
April	13,951	14,099
May	14,112	14,191
June	14,112	14,190

QUALITY

	Quantity	Base Number	Contract	AT	Region	England
% of FP17s for the same patient ID Re-attending within 3 months - Children	186	1,482	12.6%	12.4%	13.3%	12.3%
% of FP17s for the same patient ID Re-attending within 3 months - Adults	912	4,257	21.4%	17.7%	17.3%	16.7%
% of FP17s for the same patient ID Re-attending between 3 & 9 months - Children	874	1,482	59.0%	53.8%	58.9%	57.6%
% of FP17s for the same patient ID Re-attending between 3 & 9 months - Adults	1,983	4,257	46.6%	44.6%	52.2%	50.1%
% of FP17s for Band 1 Urgent Courses	737	5,603	13.2%	11.5%	9.2%	9.1%
% of FP17s Relating to Free Repair or Replacements	149	5,603	2.7%	0.9%	1.0%	0.8%
% of FP17s Relating to Continuations	71	5,603	1.3%	1.4%	1.4%	1.2%
% of Patients satisfied with the dentistry they have received	10	10	100.0%	93.9%	93.1%	92.8%
% of Patients satisfied with the time they had to wait for an appointment	10	10	100.0%	89.4%	89.5%	88.7%

* This is based on patients treated on this contract for their most recent course of treatment. Figures in italics indicate the base number of FP17s or Patient Questionnaire responses are less than 100. N/A is shown where the base number of responses is less than 10 during the period. % is calculated as Quantity/Base number*100

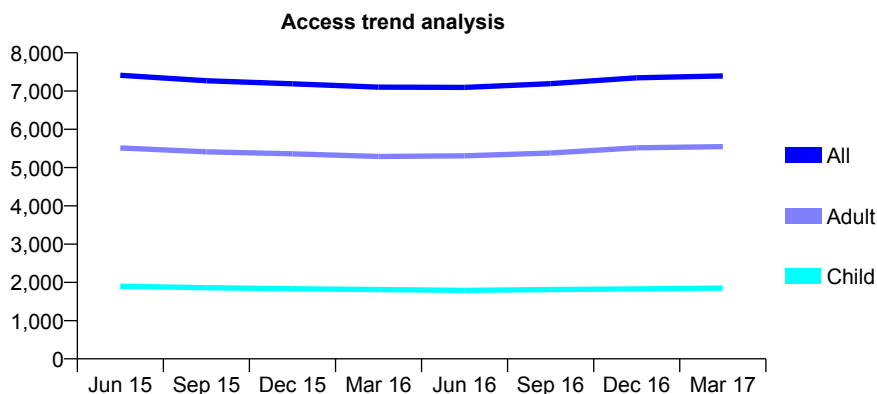
Q48 - Vital Signs At a Glance Contract Report for 127450/0001 - Year end March 2017

Name or company name	The Kirkby Family Dental Centre
Contract type name	GDS Contract
Purpose of contract	General
Contract start date	01/04/2006
Contract end date	

16/17 Contracted general activity (UDA)	31,738
Carry forward general activity (UDA)	0
16/17 Contracted orthodontic activity (UOA)	0
Carry forward orthodontic activity (UOA)	0
Baseline contract value	£813,668.77

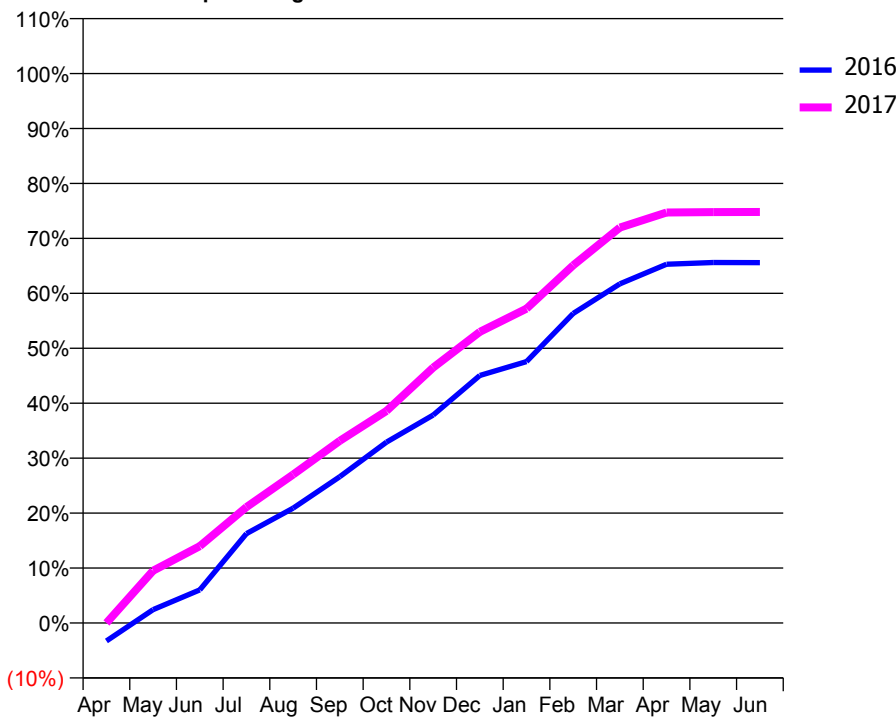
ACCESS*

Patients seen in 24 months	Total	Change since previous quarter
Quarter ending March 2016	7,102	
Quarter ending June 2016	7,097	→
Quarter ending September 2016	7,193	→
Quarter ending December 2016	7,345	↑
Quarter ending March 2017	7,395	→
Variance since March 2016	4.1%	↑



ACTIVITY

Cumulative percentage of contracted UDA delivered 2016 & 2017



Month	Adjusted Scheduled Activity (UDA)	
	2016	2017
April	-1,043	0
May	778	3,021
June	1,917	4,437
July	5,162	6,697
August	6,639	8,575
September	8,451	10,521
October	10,445	12,250
November	12,008	14,750
December	14,301	16,816
January	15,100	18,161
February	17,881	20,663
March	19,590	22,838
April	20,720	23,710
May	20,825	23,737
June	20,816	23,740

QUALITY

	Quantity	Base Number	Contract	AT	Region	England
% of FP17s for the same patient ID Re-attending within 3 months - Children	173	2,341	7.4%	12.4%	13.3%	12.3%
% of FP17s for the same patient ID Re-attending within 3 months - Adults	793	6,533	12.1%	17.7%	17.3%	16.7%
% of FP17s for the same patient ID Re-attending between 3 & 9 months - Children	1,106	2,341	47.2%	53.8%	58.9%	57.6%
% of FP17s for the same patient ID Re-attending between 3 & 9 months - Adults	2,982	6,533	45.6%	44.6%	52.2%	50.1%
% of FP17s for Band 1 Urgent Courses	722	8,694	8.3%	11.5%	9.2%	9.1%
% of FP17s Relating to Free Repair or Replacements	41	8,694	0.5%	0.9%	1.0%	0.8%
% of FP17s Relating to Continuations	35	8,694	0.4%	1.4%	1.4%	1.2%
% of Patients satisfied with the dentistry they have received	10	11	90.9%	93.9%	93.1%	92.8%
% of Patients satisfied with the time they had to wait for an appointment	8	11	72.7%	89.4%	89.5%	88.7%

* This is based on patients treated on this contract for their most recent course of treatment. Figures in italics indicate the base number of FP17s or Patient Questionnaire responses are less than 100. N/A is shown where the base number of responses is less than 10 during the period. % is calculated as Quantity/Base number*100

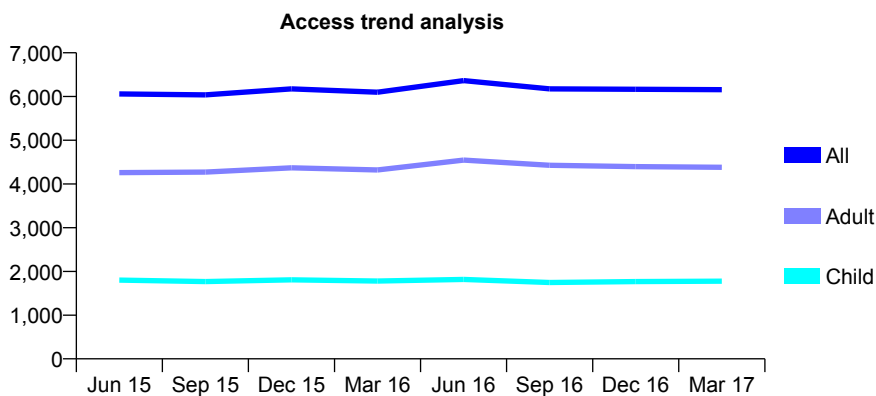
Q48 - Vital Signs At a Glance Contract Report for 128058/0001 - Year end March 2017

Name or company name	The Towerhill Family Dental Centre
Contract type name	GDS Contract
Purpose of contract	General
Contract start date	01/04/2006
Contract end date	

16/17 Contracted general activity (UDA)	21,158
Carry forward general activity (UDA)	0
16/17 Contracted orthodontic activity (UOA)	0
Carry forward orthodontic activity (UOA)	0
Baseline contract value	£542,445.86

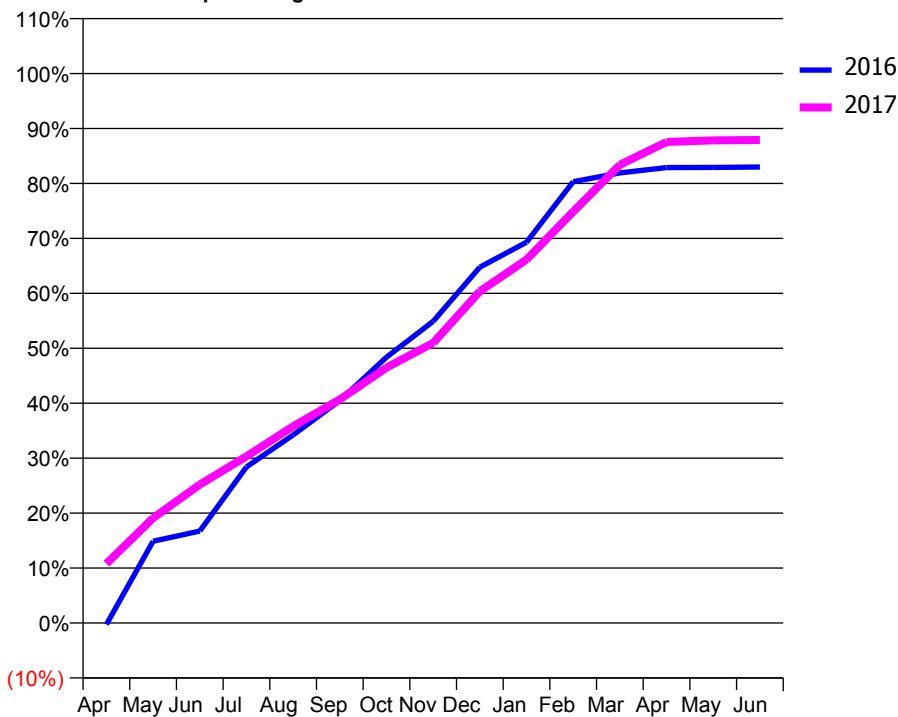
ACCESS*

Patients seen in 24 months	Total	Change since previous quarter
Quarter ending March 2016	6,098	
Quarter ending June 2016	6,363	↑
Quarter ending September 2016	6,174	↓
Quarter ending December 2016	6,165	→
Quarter ending March 2017	6,156	→
Variance since March 2016	1.0%	→



ACTIVITY

Cumulative percentage of contracted UDA delivered 2016 & 2017



Adjusted Scheduled Activity (UDA)

Month	2016	2017
April	-59	2,288
May	3,150	4,045
June	3,539	5,331
July	6,008	6,417
August	7,240	7,573
September	8,567	8,607
October	10,235	9,837
November	11,619	10,784
December	13,702	12,769
January	14,659	13,993
February	16,990	15,840
March	17,329	17,644
April	17,538	18,522
May	17,541	18,585
June	17,555	18,601

QUALITY

	Quantity	Base Number	Contract	AT	Region	England
% of FP17s for the same patient ID Re-attending within 3 months - Children	158	2,314	6.8%	12.4%	13.3%	12.3%
% of FP17s for the same patient ID Re-attending within 3 months - Adults	540	5,168	10.4%	17.7%	17.3%	16.7%
% of FP17s for the same patient ID Re-attending between 3 & 9 months - Children	1,043	2,314	45.1%	53.8%	58.9%	57.6%
% of FP17s for the same patient ID Re-attending between 3 & 9 months - Adults	2,558	5,168	49.5%	44.6%	52.2%	50.1%
% of FP17s for Band 1 Urgent Courses	669	7,737	8.6%	11.5%	9.2%	9.1%
% of FP17s Relating to Free Repair or Replacements	14	7,737	0.2%	0.9%	1.0%	0.8%
% of FP17s Relating to Continuations	23	7,737	0.3%	1.4%	1.4%	1.2%
% of Patients satisfied with the dentistry they have received	7	10	70.0%	93.9%	93.1%	92.8%
% of Patients satisfied with the time they had to wait for an appointment	7	10	70.0%	89.4%	89.5%	88.7%

* This is based on patients treated on this contract for their most recent course of treatment. Figures in italics indicate the base number of FP17s or Patient Questionnaire responses are less than 100. N/A is shown where the base number of responses is less than 10 during the period. % is calculated as Quantity/Base number*100

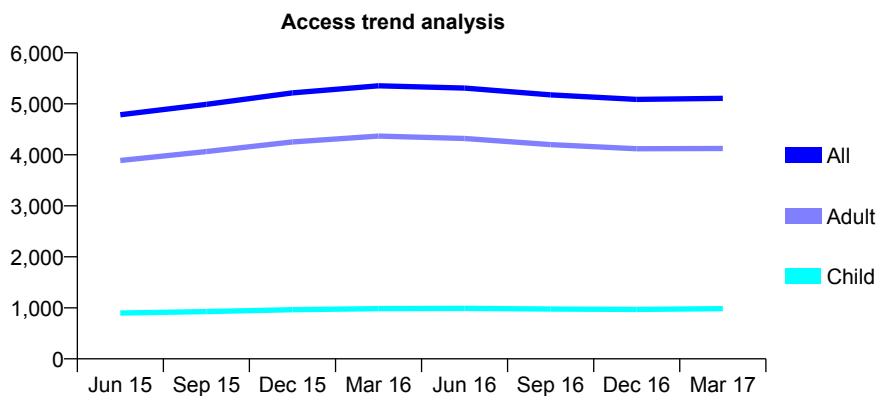
Q48 - Vital Signs At a Glance Contract Report for 131571/0001 - Year end March 2017

Name or company name	Northway Dental Limited
Contract type name	GDS Contract
Purpose of contract	General
Contract start date	01/05/2014
Contract end date	

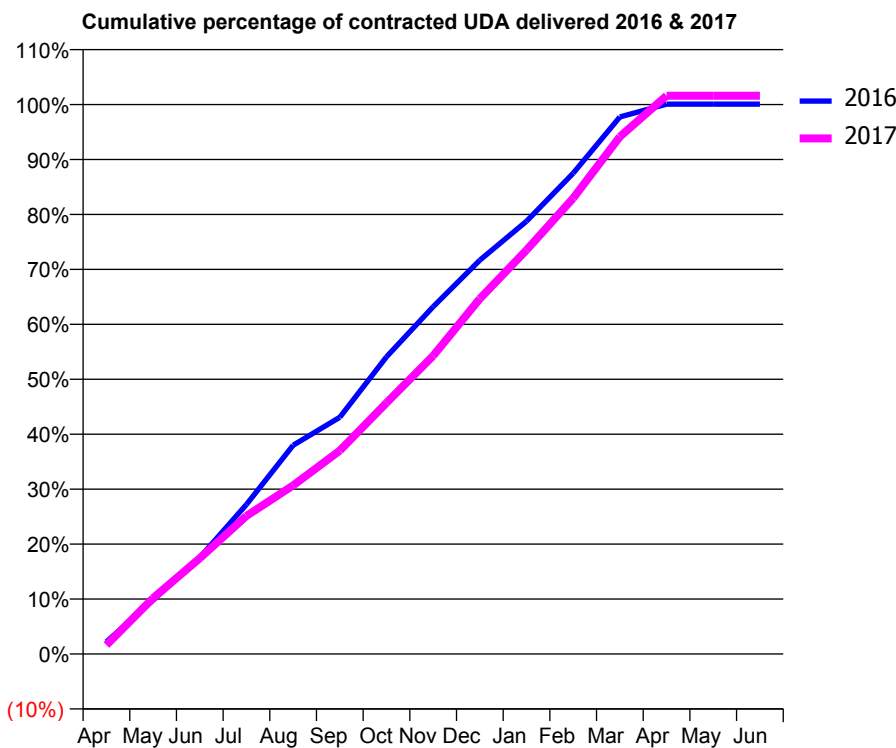
16/17 Contracted general activity (UDA)	13,869
Carry forward general activity (UDA)	0
16/17 Contracted orthodontic activity (UOA)	0
Carry forward orthodontic activity (UOA)	0
Baseline contract value	£418,524.16

ACCESS*

Patients seen in 24 months	Total	Change since previous quarter
Quarter ending March 2016	5,352	
Quarter ending June 2016	5,308	→
Quarter ending September 2016	5,176	↓
Quarter ending December 2016	5,087	↓
Quarter ending March 2017	5,108	→
Variance since March 2016	(4.6%)	↓



ACTIVITY



Month	Adjusted Scheduled Activity (UDA)	
	2016	2017
April	307	227
May	1,363	1,413
June	2,434	2,418
July	3,773	3,483
August	5,268	4,256
September	5,977	5,136
October	7,500	6,338
November	8,765	7,527
December	9,939	8,966
January	10,922	10,194
February	12,135	11,505
March	13,553	13,056
April	13,877	14,089
May	13,879	14,090
June	13,880	14,090

QUALITY

	Quantity	Base Number	Contract	AT	Region	England
% of FP17s for the same patient ID Re-attending within 3 months - Children	309	1,790	17.3%	12.4%	13.3%	12.3%
% of FP17s for the same patient ID Re-attending within 3 months - Adults	787	4,992	15.8%	17.7%	17.3%	16.7%
% of FP17s for the same patient ID Re-attending between 3 & 9 months - Children	955	1,790	53.4%	53.8%	58.9%	57.6%
% of FP17s for the same patient ID Re-attending between 3 & 9 months - Adults	1,991	4,992	39.9%	44.6%	52.2%	50.1%
% of FP17s for Band 1 Urgent Courses	308	6,096	5.1%	11.5%	9.2%	9.1%
% of FP17s Relating to Free Repair or Replacements	186	6,096	3.1%	0.9%	1.0%	0.8%
% of FP17s Relating to Continuations	207	6,096	3.4%	1.4%	1.4%	1.2%
% of Patients satisfied with the dentistry they have received	11	12	91.7%	93.9%	93.1%	92.8%
% of Patients satisfied with the time they had to wait for an appointment	12	12	100.0%	89.4%	89.5%	88.7%

* This is based on patients treated on this contract for their most recent course of treatment. Figures in italics indicate the base number of FP17s or Patient Questionnaire responses are less than 100. N/A is shown where the base number of responses is less than 10 during the period. % is calculated as Quantity/Base number*100

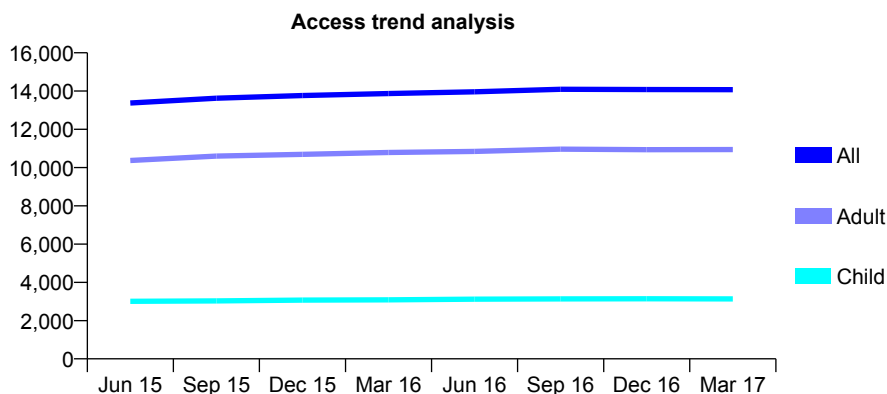
Q48 - Vital Signs At a Glance Contract Report for 131938/0001 - Year end March 2017

Name or company name	Newtown (No 1) Ltd
Contract type name	GDS Contract
Purpose of contract	General
Contract start date	01/04/2009
Contract end date	

16/17 Contracted general activity (UDA)	49,700
Carry forward general activity (UDA)	-1,282
16/17 Contracted orthodontic activity (UOA)	0
Carry forward orthodontic activity (UOA)	0
Baseline contract value	£1,230,761.03

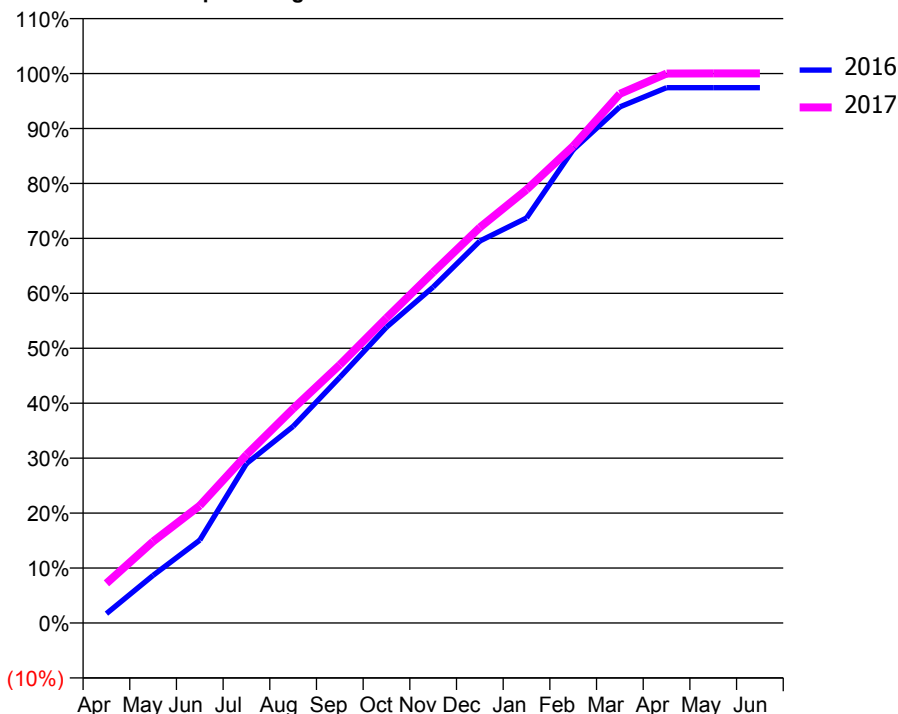
ACCESS*

Patients seen in 24 months	Total	Change since previous quarter
Quarter ending March 2016	13,873	
Quarter ending June 2016	13,960	→
Quarter ending September 2016	14,093	→
Quarter ending December 2016	14,080	→
Quarter ending March 2017	14,075	→
Variance since March 2016	1.5%	→



ACTIVITY

Cumulative percentage of contracted UDA delivered 2016 & 2017



Month	Adjusted Scheduled Activity (UDA)	
	2016	2017
April	852	3,589
May	4,306	7,378
June	7,496	10,616
July	14,415	15,217
August	17,784	19,388
September	22,226	23,352
October	26,761	27,590
November	30,388	31,723
December	34,546	35,774
January	36,629	39,186
February	42,809	43,132
March	46,683	47,866
April	48,423	49,697
May	48,419	49,705
June	48,418	49,706

QUALITY

	Quantity	Base Number	Contract	AT	Region	England
% of FP17s for the same patient ID Re-attending within 3 months - Children	785	7,061	11.1%	12.4%	13.3%	12.3%
% of FP17s for the same patient ID Re-attending within 3 months - Adults	2,713	17,701	15.3%	17.7%	17.3%	16.7%
% of FP17s for the same patient ID Re-attending between 3 & 9 months - Children	5,176	7,061	73.3%	53.8%	58.9%	57.6%
% of FP17s for the same patient ID Re-attending between 3 & 9 months - Adults	11,093	17,701	62.7%	44.6%	52.2%	50.1%
% of FP17s for Band 1 Urgent Courses	1,366	24,754	5.5%	11.5%	9.2%	9.1%
% of FP17s Relating to Free Repair or Replacements	514	24,754	2.1%	0.9%	1.0%	0.8%
% of FP17s Relating to Continuations	396	24,754	1.6%	1.4%	1.4%	1.2%
% of Patients satisfied with the dentistry they have received	34	35	97.1%	93.9%	93.1%	92.8%
% of Patients satisfied with the time they had to wait for an appointment	35	35	100.0%	89.4%	89.5%	88.7%

* This is based on patients treated on this contract for their most recent course of treatment. Figures in italics indicate the base number of FP17s or Patient Questionnaire responses are less than 100. N/A is shown where the base number of responses is less than 10 during the period. % is calculated as Quantity/Base number*100

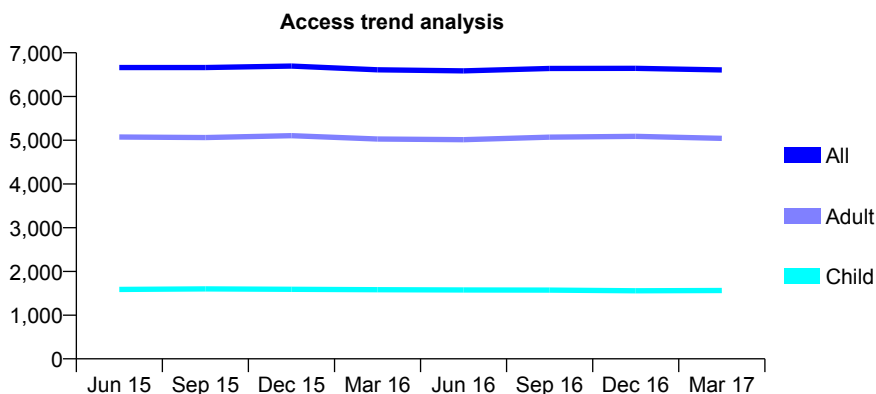
Q48 - Vital Signs At a Glance Contract Report for 136395/0001 - Year end March 2017

Name or company name	Victoria Square Smile Centre Ltd
Contract type name	GDS Contract
Purpose of contract	General
Contract start date	01/05/2010
Contract end date	

16/17 Contracted general activity (UDA)	25,400
Carry forward general activity (UDA)	0
16/17 Contracted orthodontic activity (UOA)	0
Carry forward orthodontic activity (UOA)	0
Baseline contract value	£581,538.98

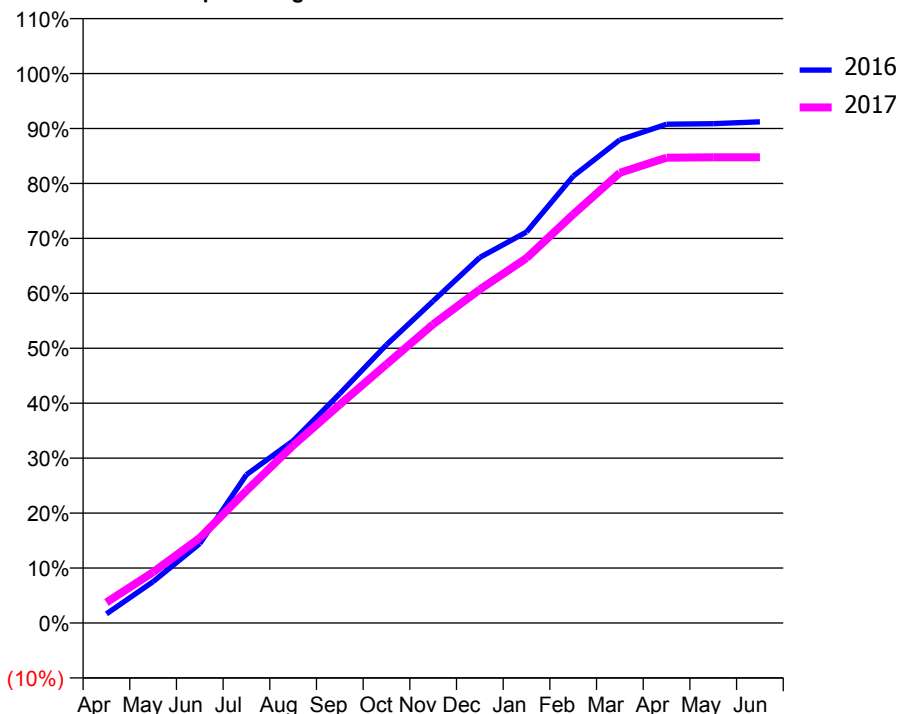
ACCESS*

Patients seen in 24 months	Total	Change since previous quarter
Quarter ending March 2016	6,610	
Quarter ending June 2016	6,588	→
Quarter ending September 2016	6,643	→
Quarter ending December 2016	6,645	→
Quarter ending March 2017	6,607	→
Variance since March 2016	(0.0%)	→



ACTIVITY

Cumulative percentage of contracted UDA delivered 2016 & 2017



Month	Adjusted Scheduled Activity (UDA)	
	2016	2017
April	423	951
May	1,915	2,350
June	3,668	3,935
July	6,856	6,119
August	8,425	8,204
September	10,606	10,102
October	12,862	11,961
November	14,883	13,811
December	16,901	15,421
January	18,075	16,865
February	20,653	18,887
March	22,337	20,813
April	23,055	21,506
May	23,082	21,526
June	23,166	21,530

QUALITY

	Quantity	Base Number	Contract	AT	Region	England
% of FP17s for the same patient ID Re-attending within 3 months - Children	233	2,166	10.8%	12.4%	13.3%	12.3%
% of FP17s for the same patient ID Re-attending within 3 months - Adults	837	5,584	15.0%	17.7%	17.3%	16.7%
% of FP17s for the same patient ID Re-attending between 3 & 9 months - Children	1,086	2,166	50.1%	53.8%	58.9%	57.6%
% of FP17s for the same patient ID Re-attending between 3 & 9 months - Adults	2,127	5,584	38.1%	44.6%	52.2%	50.1%
% of FP17s for Band 1 Urgent Courses	524	7,694	6.8%	11.5%	9.2%	9.1%
% of FP17s Relating to Free Repair or Replacements	63	7,694	0.8%	0.9%	1.0%	0.8%
% of FP17s Relating to Continuations	195	7,694	2.5%	1.4%	1.4%	1.2%
% of Patients satisfied with the dentistry they have received	10	10	100.0%	93.9%	93.1%	92.8%
% of Patients satisfied with the time they had to wait for an appointment	9	10	90.0%	89.4%	89.5%	88.7%

* This is based on patients treated on this contract for their most recent course of treatment. Figures in italics indicate the base number of FP17s or Patient Questionnaire responses are less than 100. N/A is shown where the base number of responses is less than 10 during the period. % is calculated as Quantity/Base number*100

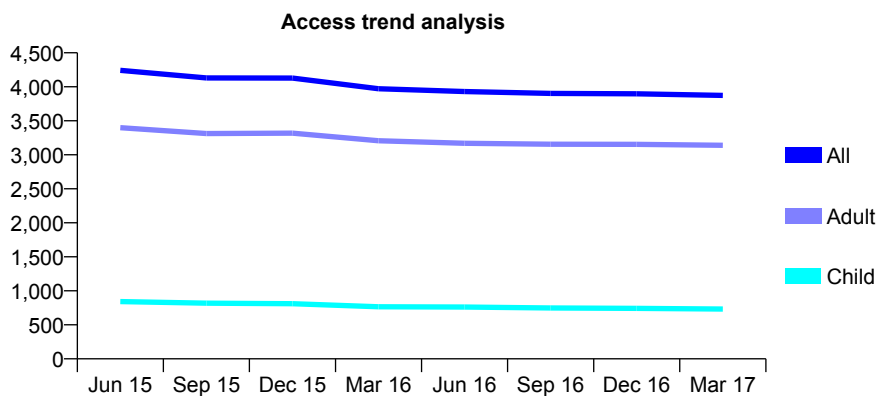
Q48 - Vital Signs At a Glance Contract Report for 136786/0001 - Year end March 2017

Name or company name	Low House Dental Care
Contract type name	GDS Contract
Purpose of contract	General
Contract start date	01/04/2011
Contract end date	

16/17 Contracted general activity (UDA)	17,000
Carry forward general activity (UDA)	0
16/17 Contracted orthodontic activity (UOA)	0
Carry forward orthodontic activity (UOA)	0
Baseline contract value	£420,301.45

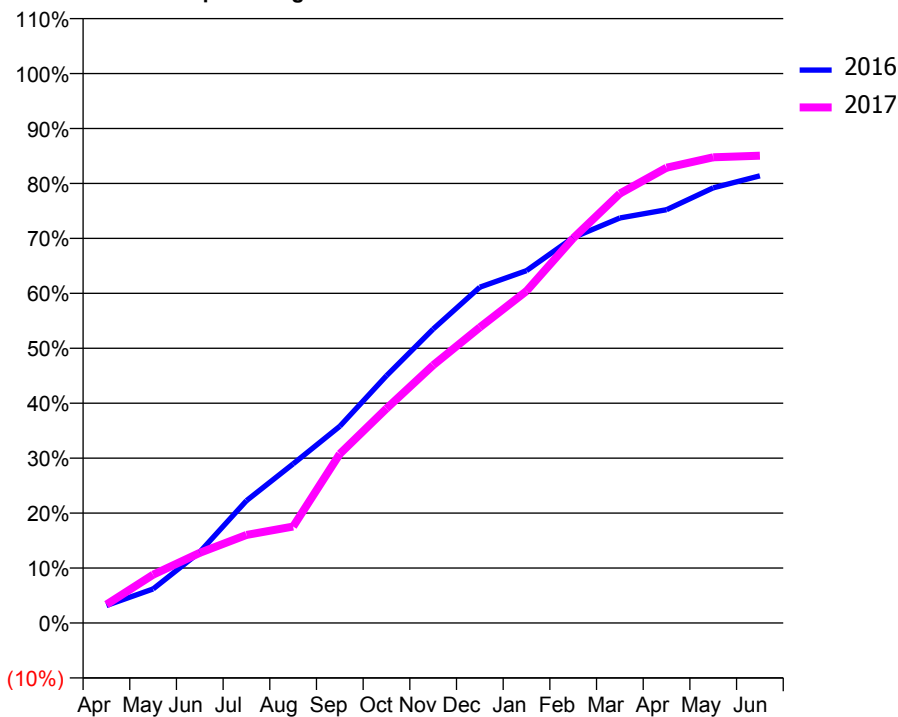
ACCESS*

Patients seen in 24 months	Total	Change since previous quarter
Quarter ending March 2016	3,972	
Quarter ending June 2016	3,931	↓
Quarter ending September 2016	3,903	→
Quarter ending December 2016	3,897	→
Quarter ending March 2017	3,874	→
Variance since March 2016	(2.5%)	↓



ACTIVITY

Cumulative percentage of contracted UDA delivered 2016 & 2017



Month	Adjusted Scheduled Activity (UDA)	
	2016	2017
April	541	573
May	1,054	1,494
June	2,197	2,173
July	3,783	2,724
August	4,923	2,985
September	6,087	5,234
October	7,652	6,635
November	9,096	7,975
December	10,391	9,147
January	10,900	10,272
February	11,925	11,902
March	12,529	13,285
April	12,788	14,086
May	13,462	14,407
June	13,834	14,455

QUALITY

	Quantity	Base Number	Contract	AT	Region	England
% of FP17s for the same patient ID Re-attending within 3 months - Children	88	1,041	8.5%	12.4%	13.3%	12.3%
% of FP17s for the same patient ID Re-attending within 3 months - Adults	662	4,569	14.5%	17.7%	17.3%	16.7%
% of FP17s for the same patient ID Re-attending between 3 & 9 months - Children	557	1,041	53.5%	53.8%	58.9%	57.6%
% of FP17s for the same patient ID Re-attending between 3 & 9 months - Adults	2,489	4,569	54.5%	44.6%	52.2%	50.1%
% of FP17s for Band 1 Urgent Courses	257	5,219	4.9%	11.5%	9.2%	9.1%
% of FP17s Relating to Free Repair or Replacements	33	5,219	0.6%	0.9%	1.0%	0.8%
% of FP17s Relating to Continuations	91	5,219	1.7%	1.4%	1.4%	1.2%
% of Patients satisfied with the dentistry they have received	11	12	91.7%	93.9%	93.1%	92.8%
% of Patients satisfied with the time they had to wait for an appointment	9	12	75.0%	89.4%	89.5%	88.7%

* This is based on patients treated on this contract for their most recent course of treatment. Figures in italics indicate the base number of FP17s or Patient Questionnaire responses are less than 100. N/A is shown where the base number of responses is less than 10 during the period. % is calculated as Quantity/Base number*100

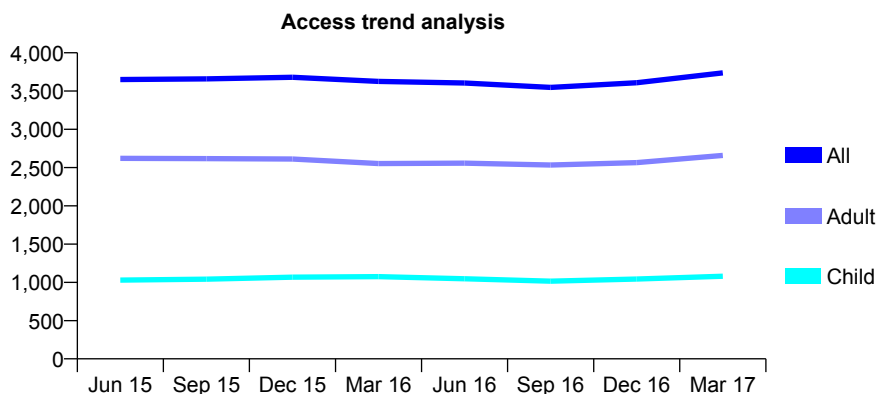
Q48 - Vital Signs At a Glance Contract Report for 137847/0001 - Year end March 2017

Name or company name	North Huyton Dental Practice
Contract type name	GDS Contract
Purpose of contract	General
Contract start date	01/03/2013
Contract end date	

16/17 Contracted general activity (UDA)	13,000
Carry forward general activity (UDA)	0
16/17 Contracted orthodontic activity (UOA)	0
Carry forward orthodontic activity (UOA)	0
Baseline contract value	£332,308.14

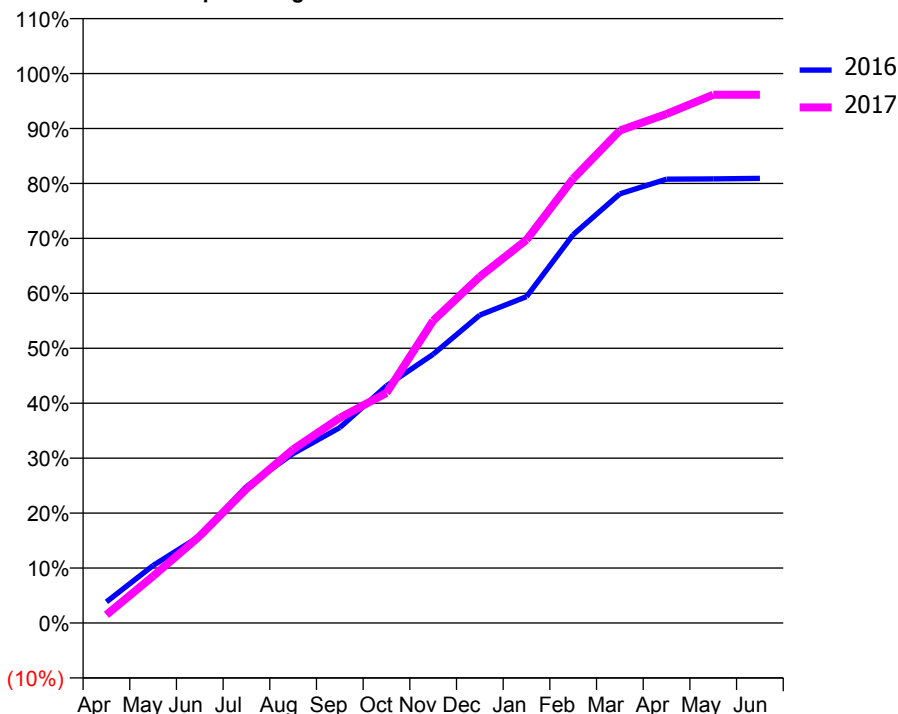
ACCESS*

Patients seen in 24 months	Total	Change since previous quarter
Quarter ending March 2016	3,626	
Quarter ending June 2016	3,605	→
Quarter ending September 2016	3,548	↓
Quarter ending December 2016	3,609	→
Quarter ending March 2017	3,738	↑
Variance since March 2016	3.1%	↑



ACTIVITY

Cumulative percentage of contracted UDA delivered 2016 & 2017



Month	Adjusted Scheduled Activity (UDA)	
	2016	2017
April	499	194
May	1,362	1,109
June	2,054	2,058
July	3,229	3,176
August	4,008	4,108
September	4,622	4,855
October	5,612	5,445
November	6,357	7,152
December	7,285	8,193
January	7,722	9,064
February	9,188	10,513
March	10,153	11,653
April	10,499	12,043
May	10,505	12,497
June	10,518	12,497

QUALITY

	Quantity	Base Number	Contract	AT	Region	England
% of FP17s for the same patient ID Re-attending within 3 months - Children	93	1,165	8.0%	12.4%	13.3%	12.3%
% of FP17s for the same patient ID Re-attending within 3 months - Adults	405	2,892	14.0%	17.7%	17.3%	16.7%
% of FP17s for the same patient ID Re-attending between 3 & 9 months - Children	379	1,165	32.5%	53.8%	58.9%	57.6%
% of FP17s for the same patient ID Re-attending between 3 & 9 months - Adults	966	2,892	33.4%	44.6%	52.2%	50.1%
% of FP17s for Band 1 Urgent Courses	237	4,133	5.7%	11.5%	9.2%	9.1%
% of FP17s Relating to Free Repair or Replacements	24	4,133	0.6%	0.9%	1.0%	0.8%
% of FP17s Relating to Continuations	35	4,133	0.8%	1.4%	1.4%	1.2%
% of Patients satisfied with the dentistry they have received	6	6	N/A	93.9%	93.1%	92.8%
% of Patients satisfied with the time they had to wait for an appointment	5	6	N/A	89.4%	89.5%	88.7%

* This is based on patients treated on this contract for their most recent course of treatment. Figures in italics indicate the base number of FP17s or Patient Questionnaire responses are less than 100. N/A is shown where the base number of responses is less than 10 during the period. % is calculated as Quantity/Base number*100

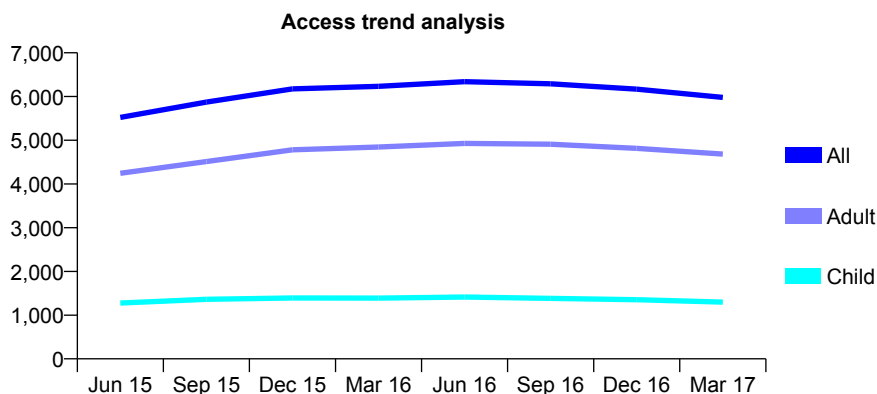
Q48 - Vital Signs At a Glance Contract Report for 138568/0001 - Year end March 2017

Name or company name	Farnworth Dental
Contract type name	GDS Contract
Purpose of contract	General
Contract start date	01/05/2014
Contract end date	

16/17 Contracted general activity (UDA)	17,598
Carry forward general activity (UDA)	0
16/17 Contracted orthodontic activity (UOA)	0
Carry forward orthodontic activity (UOA)	0
Baseline contract value	£509,589.52

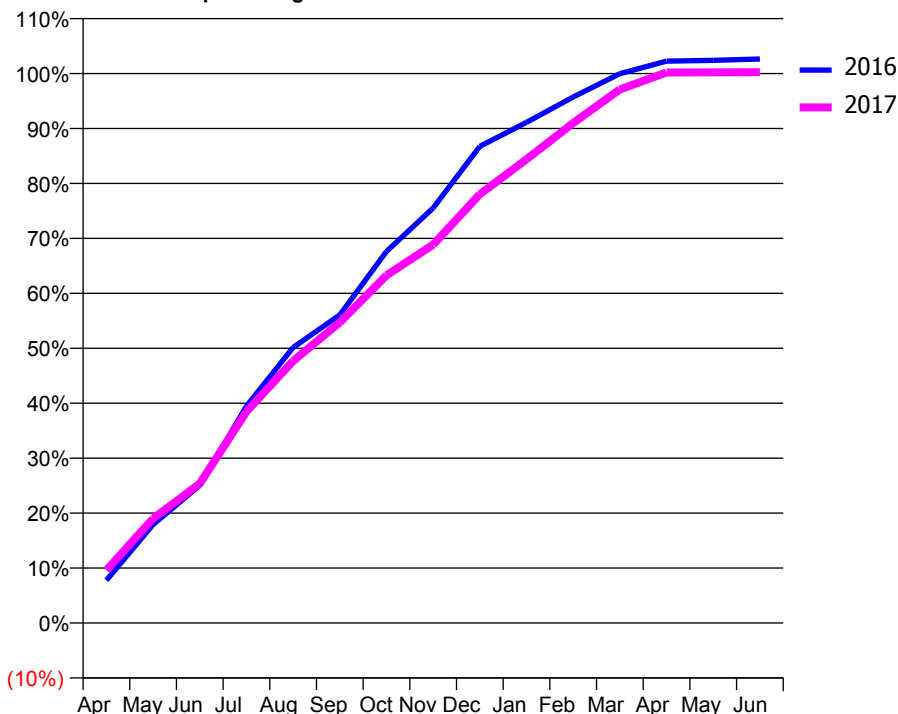
ACCESS*

Patients seen in 24 months	Total	Change since previous quarter
Quarter ending March 2016	6,234	
Quarter ending June 2016	6,341	→
Quarter ending September 2016	6,292	→
Quarter ending December 2016	6,168	↓
Quarter ending March 2017	5,981	↓
Variance since March 2016	(4.1%)	↓



ACTIVITY

Cumulative percentage of contracted UDA delivered 2016 & 2017



Month	Adjusted Scheduled Activity (UDA)	
	2016	2017
April	1,369	1,693
May	3,153	3,344
June	4,407	4,464
July	6,946	6,773
August	8,824	8,394
September	9,868	9,626
October	11,899	11,137
November	13,292	12,119
December	15,264	13,732
January	16,034	14,853
February	16,846	16,014
March	17,592	17,087
April	17,995	17,629
May	18,018	17,634
June	18,061	17,638

QUALITY

	Quantity	Base Number	Contract	AT	Region	England
% of FP17s for the same patient ID Re-attending within 3 months - Children	259	2,109	12.3%	12.4%	13.3%	12.3%
% of FP17s for the same patient ID Re-attending within 3 months - Adults	1,061	6,874	15.4%	17.7%	17.3%	16.7%
% of FP17s for the same patient ID Re-attending between 3 & 9 months - Children	1,292	2,109	61.3%	53.8%	58.9%	57.6%
% of FP17s for the same patient ID Re-attending between 3 & 9 months - Adults	4,083	6,874	59.4%	44.6%	52.2%	50.1%
% of FP17s for Band 1 Urgent Courses	324	8,969	3.6%	11.5%	9.2%	9.1%
% of FP17s Relating to Free Repair or Replacements	152	8,969	1.7%	0.9%	1.0%	0.8%
% of FP17s Relating to Continuations	125	8,969	1.4%	1.4%	1.4%	1.2%
% of Patients satisfied with the dentistry they have received	27	27	100.0%	93.9%	93.1%	92.8%
% of Patients satisfied with the time they had to wait for an appointment	26	27	96.3%	89.4%	89.5%	88.7%

* This is based on patients treated on this contract for their most recent course of treatment. Figures in italics indicate the base number of FP17s or Patient Questionnaire responses are less than 100. N/A is shown where the base number of responses is less than 10 during the period. % is calculated as Quantity/Base number*100

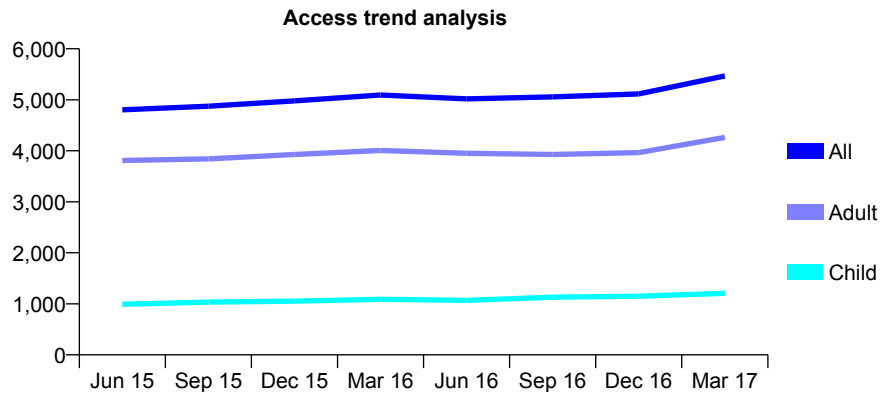
Q48 - Vital Signs At a Glance Contract Report for 139394/0001 - Year end March 2017

Name or company name	Garston Dental Surgery
Contract type name	GDS Contract
Purpose of contract	General
Contract start date	02/07/2012
Contract end date	

16/17 Contracted general activity (UDA)	19,133
Carry forward general activity (UDA)	0
16/17 Contracted orthodontic activity (UOA)	0
Carry forward orthodontic activity (UOA)	0
Baseline contract value	£488,086.23

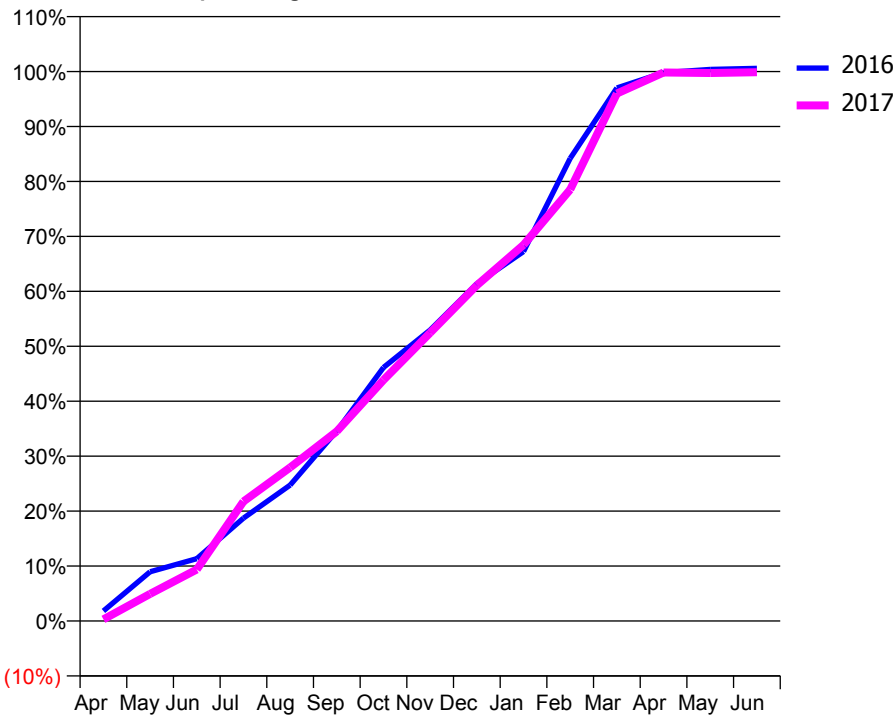
ACCESS*

Patients seen in 24 months	Total	Change since previous quarter
Quarter ending March 2016	5,095	
Quarter ending June 2016	5,018	↓
Quarter ending September 2016	5,058	→
Quarter ending December 2016	5,116	→
Quarter ending March 2017	5,468	↑
Variance since March 2016	7.3%	↑



ACTIVITY

Cumulative percentage of contracted UDA delivered 2016 & 2017



Month	Adjusted Scheduled Activity (UDA)	
	2016	2017
April	350	57
May	1,716	946
June	2,169	1,797
July	3,580	4,160
August	4,735	5,347
September	6,618	6,606
October	8,830	8,394
November	10,134	10,035
December	11,743	11,690
January	12,862	13,094
February	16,108	15,022
March	18,561	18,365
April	19,093	19,101
May	19,205	19,079
June	19,243	19,108

QUALITY

	Quantity	Base Number	Contract	AT	Region	England
% of FP17s for the same patient ID Re-attending within 3 months - Children	192	1,781	10.8%	12.4%	13.3%	12.3%
% of FP17s for the same patient ID Re-attending within 3 months - Adults	1,032	5,612	18.4%	17.7%	17.3%	16.7%
% of FP17s for the same patient ID Re-attending between 3 & 9 months - Children	996	1,781	55.9%	53.8%	58.9%	57.6%
% of FP17s for the same patient ID Re-attending between 3 & 9 months - Adults	2,448	5,612	43.6%	44.6%	52.2%	50.1%
% of FP17s for Band 1 Urgent Courses	804	7,382	10.9%	11.5%	9.2%	9.1%
% of FP17s Relating to Free Repair or Replacements	100	7,382	1.4%	0.9%	1.0%	0.8%
% of FP17s Relating to Continuations	51	7,382	0.7%	1.4%	1.4%	1.2%
% of Patients satisfied with the dentistry they have received	11	12	91.7%	93.9%	93.1%	92.8%
% of Patients satisfied with the time they had to wait for an appointment	11	12	91.7%	89.4%	89.5%	88.7%

* This is based on patients treated on this contract for their most recent course of treatment. Figures in italics indicate the base number of FP17s or Patient Questionnaire responses are less than 100. N/A is shown where the base number of responses is less than 10 during the period. % is calculated as Quantity/Base number*100

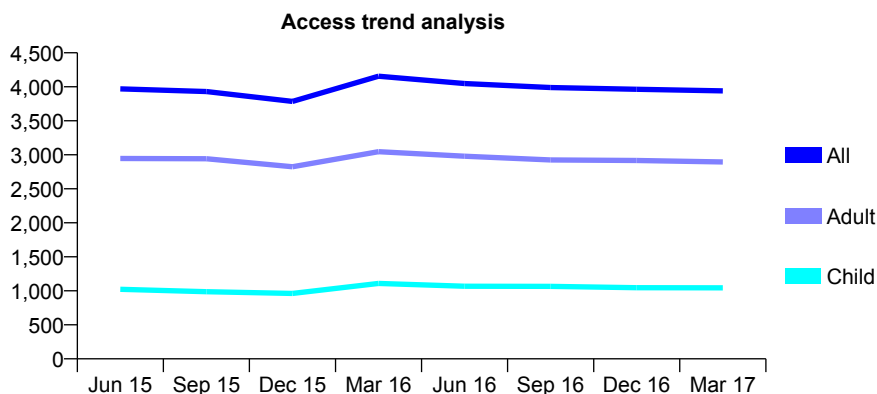
Q48 - Vital Signs At a Glance Contract Report for 140287/0001 - Year end March 2017

Name or company name	Smile Clinic UK Ltd
Contract type name	GDS Contract
Purpose of contract	General
Contract start date	01/10/2009
Contract end date	

16/17 Contracted general activity (UDA)	15,360
Carry forward general activity (UDA)	0
16/17 Contracted orthodontic activity (UOA)	0
Carry forward orthodontic activity (UOA)	0
Baseline contract value	£464,940.12

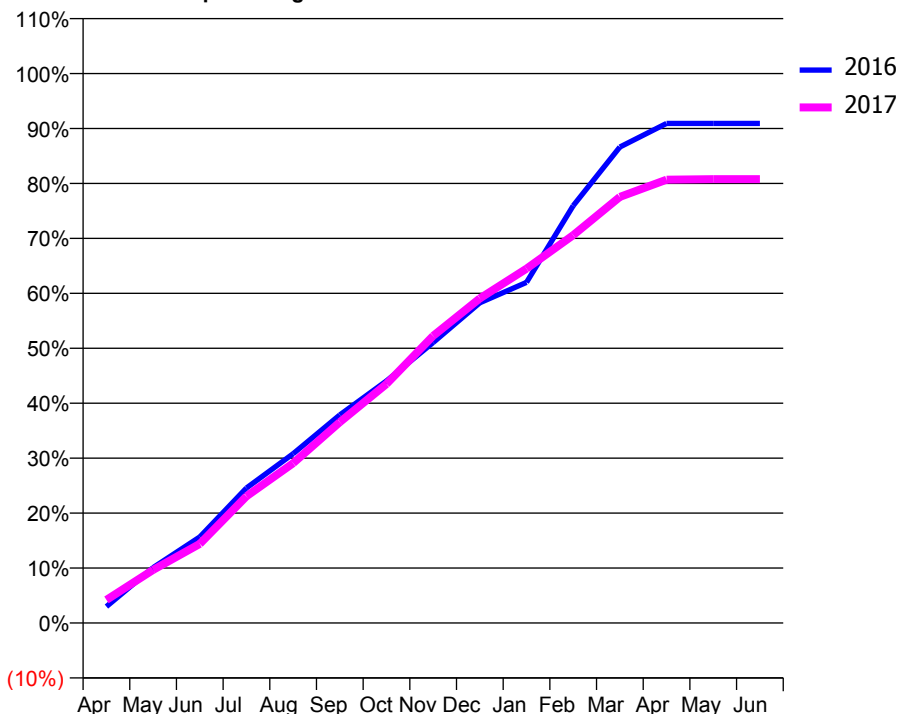
ACCESS*

Patients seen in 24 months	Total	Change since previous quarter
Quarter ending March 2016	4,155	
Quarter ending June 2016	4,048	↓
Quarter ending September 2016	3,989	↓
Quarter ending December 2016	3,963	→
Quarter ending March 2017	3,940	→
Variance since March 2016	(5.2%)	↓



ACTIVITY

Cumulative percentage of contracted UDA delivered 2016 & 2017



Adjusted Scheduled Activity (UDA)

Month	2016	2017
April	459	648
May	1,550	1,487
June	2,405	2,211
July	3,775	3,544
August	4,733	4,468
September	5,818	5,616
October	6,767	6,683
November	7,841	8,028
December	8,953	9,073
January	9,522	9,906
February	11,664	10,839
March	13,305	11,911
April	13,964	12,390
May	13,965	12,408
June	13,965	12,407

QUALITY

	Quantity	Base Number	Contract	AT	Region	England
% of FP17s for the same patient ID Re-attending within 3 months - Children	154	1,419	10.9%	12.4%	13.3%	12.3%
% of FP17s for the same patient ID Re-attending within 3 months - Adults	756	3,475	21.8%	17.7%	17.3%	16.7%
% of FP17s for the same patient ID Re-attending between 3 & 9 months - Children	645	1,419	45.5%	53.8%	58.9%	57.6%
% of FP17s for the same patient ID Re-attending between 3 & 9 months - Adults	1,167	3,475	33.6%	44.6%	52.2%	50.1%
% of FP17s for Band 1 Urgent Courses	938	4,838	19.4%	11.5%	9.2%	9.1%
% of FP17s Relating to Free Repair or Replacements	34	4,838	0.7%	0.9%	1.0%	0.8%
% of FP17s Relating to Continuations	79	4,838	1.6%	1.4%	1.4%	1.2%
% of Patients satisfied with the dentistry they have received	5	7	N/A	93.9%	93.1%	92.8%
% of Patients satisfied with the time they had to wait for an appointment	5	7	N/A	89.4%	89.5%	88.7%

* This is based on patients treated on this contract for their most recent course of treatment. Figures in italics indicate the base number of FP17s or Patient Questionnaire responses are less than 100. N/A is shown where the base number of responses is less than 10 during the period. % is calculated as Quantity/Base number*100

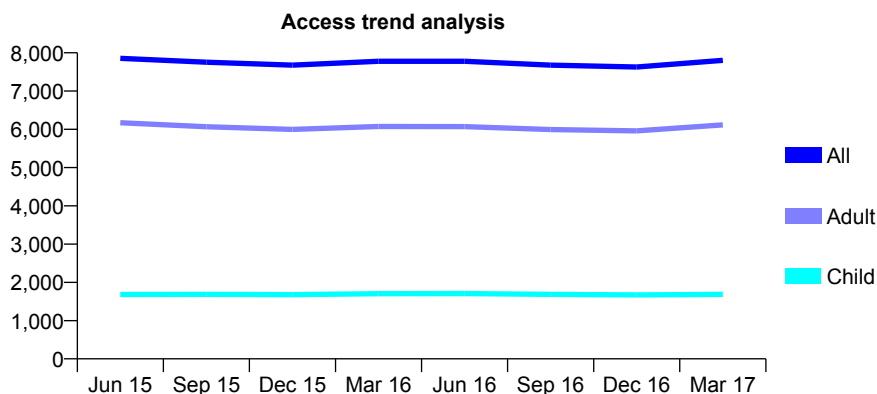
Q48 - Vital Signs At a Glance Contract Report for 141119/0001 - Year end March 2017

Name or company name	Churchtown Dental Practice
Contract type name	GDS Contract
Purpose of contract	General
Contract start date	30/05/2012
Contract end date	

16/17 Contracted general activity (UDA)	23,442
Carry forward general activity (UDA)	0
16/17 Contracted orthodontic activity (UOA)	0
Carry forward orthodontic activity (UOA)	0
Baseline contract value	£712,744.06

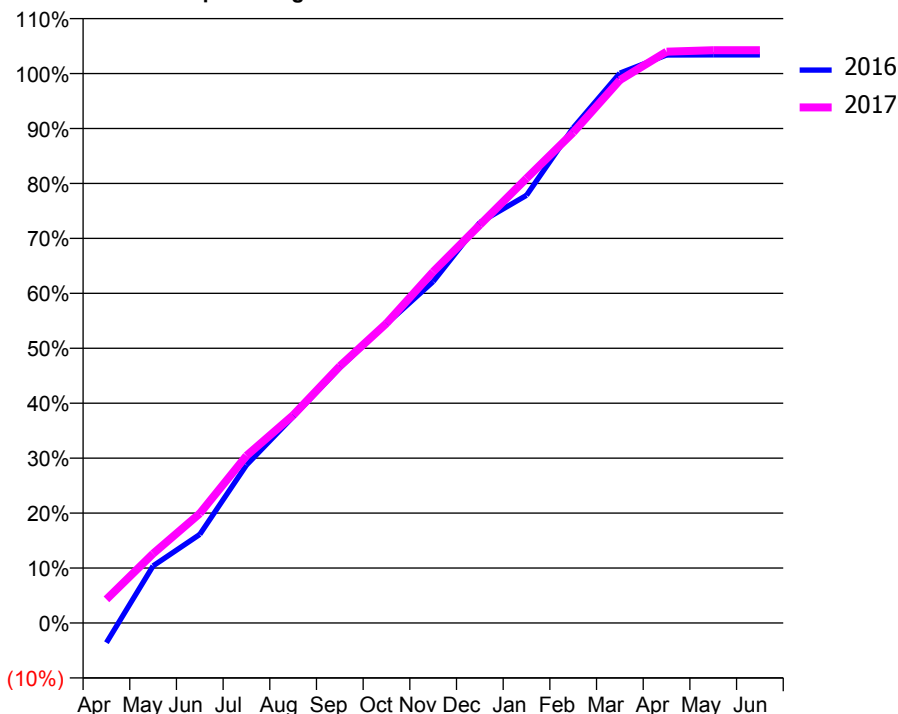
ACCESS*

Patients seen in 24 months	Total	Change since previous quarter
Quarter ending March 2016	7,778	
Quarter ending June 2016	7,777	→
Quarter ending September 2016	7,678	↓
Quarter ending December 2016	7,630	→
Quarter ending March 2017	7,802	↑
Variance since March 2016	0.3%	→



ACTIVITY

Cumulative percentage of contracted UDA delivered 2016 & 2017



Month	Adjusted Scheduled Activity (UDA)	
	2016	2017
April	-847	1,012
May	2,437	2,964
June	3,782	4,672
July	6,739	7,136
August	8,804	8,864
September	10,892	10,962
October	12,760	12,783
November	14,568	14,989
December	17,085	16,982
January	18,247	18,967
February	21,125	20,927
March	23,459	23,163
April	24,228	24,375
May	24,234	24,436
June	24,234	24,433

QUALITY

	Quantity	Base Number	Contract	AT	Region	England
% of FP17s for the same patient ID Re-attending within 3 months - Children	274	2,741	10.0%	12.4%	13.3%	12.3%
% of FP17s for the same patient ID Re-attending within 3 months - Adults	1,608	8,298	19.4%	17.7%	17.3%	16.7%
% of FP17s for the same patient ID Re-attending between 3 & 9 months - Children	1,828	2,741	66.7%	53.8%	58.9%	57.6%
% of FP17s for the same patient ID Re-attending between 3 & 9 months - Adults	3,418	8,298	41.2%	44.6%	52.2%	50.1%
% of FP17s for Band 1 Urgent Courses	914	11,159	8.2%	11.5%	9.2%	9.1%
% of FP17s Relating to Free Repair or Replacements	245	11,159	2.2%	0.9%	1.0%	0.8%
% of FP17s Relating to Continuations	478	11,159	4.3%	1.4%	1.4%	1.2%
% of Patients satisfied with the dentistry they have received	25	26	96.2%	93.9%	93.1%	92.8%
% of Patients satisfied with the time they had to wait for an appointment	23	26	88.5%	89.4%	89.5%	88.7%

* This is based on patients treated on this contract for their most recent course of treatment. Figures in italics indicate the base number of FP17s or Patient Questionnaire responses are less than 100. N/A is shown where the base number of responses is less than 10 during the period. % is calculated as Quantity/Base number*100

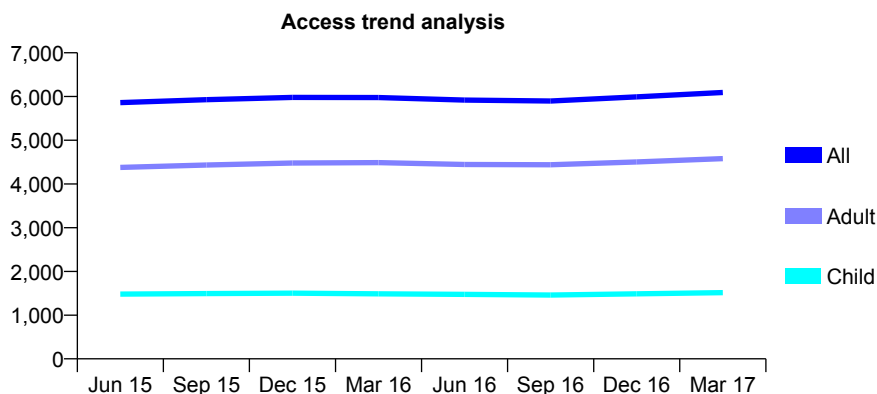
Q48 - Vital Signs At a Glance Contract Report for 141488/0001 - Year end March 2017

Name or company name	Croft Dental Care Ltd
Contract type name	GDS Contract
Purpose of contract	General
Contract start date	01/07/2011
Contract end date	

16/17 Contracted general activity (UDA)	28,481
Carry forward general activity (UDA)	1,005
16/17 Contracted orthodontic activity (UOA)	0
Carry forward orthodontic activity (UOA)	0
Baseline contract value	£750,052.12

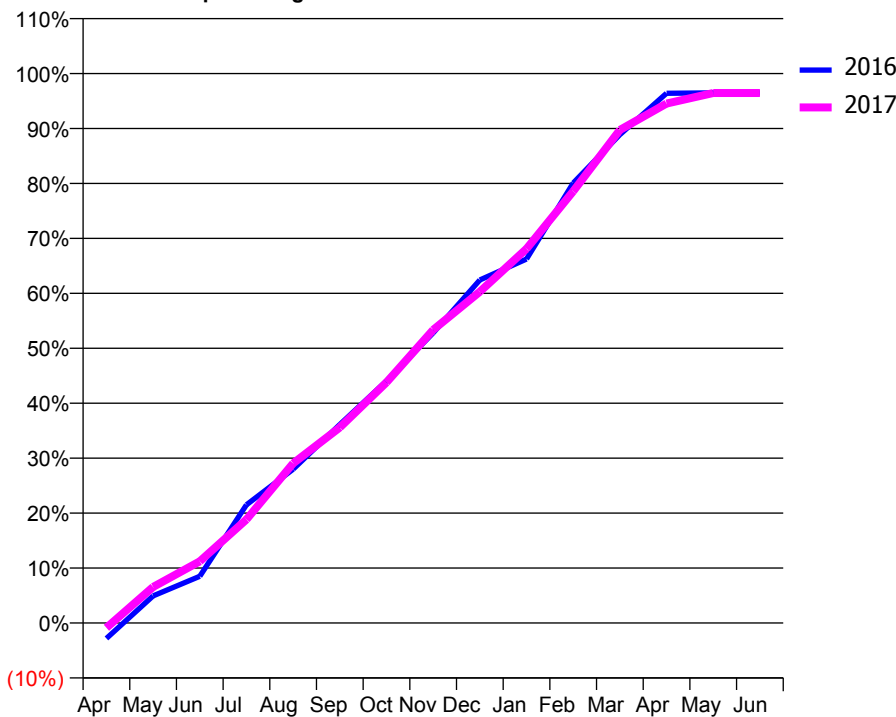
ACCESS*

Patients seen in 24 months	Total	Change since previous quarter
Quarter ending March 2016	5,976	
Quarter ending June 2016	5,920	→
Quarter ending September 2016	5,896	→
Quarter ending December 2016	5,992	→
Quarter ending March 2017	6,094	→
Variance since March 2016	2.0%	→



ACTIVITY

Cumulative percentage of contracted UDA delivered 2016 & 2017



Month	Adjusted Scheduled Activity (UDA)	
	2016	2017
April	-804	-252
May	1,406	1,868
June	2,425	3,199
July	6,125	5,367
August	7,974	8,277
September	10,290	10,137
October	12,546	12,475
November	15,033	15,193
December	17,780	17,173
January	18,866	19,397
February	22,805	22,374
March	25,312	25,555
April	27,452	26,921
May	27,476	27,469
June	27,476	27,470

QUALITY

	Quantity	Base Number	Contract	AT	Region	England
% of FP17s for the same patient ID Re-attending within 3 months - Children	393	2,454	16.0%	12.4%	13.3%	12.3%
% of FP17s for the same patient ID Re-attending within 3 months - Adults	1,158	6,029	19.2%	17.7%	17.3%	16.7%
% of FP17s for the same patient ID Re-attending between 3 & 9 months - Children	1,177	2,454	48.0%	53.8%	58.9%	57.6%
% of FP17s for the same patient ID Re-attending between 3 & 9 months - Adults	2,605	6,029	43.2%	44.6%	52.2%	50.1%
% of FP17s for Band 1 Urgent Courses	908	8,615	10.5%	11.5%	9.2%	9.1%
% of FP17s Relating to Free Repair or Replacements	74	8,615	0.9%	0.9%	1.0%	0.8%
% of FP17s Relating to Continuations	225	8,615	2.6%	1.4%	1.4%	1.2%
% of Patients satisfied with the dentistry they have received	8	8	N/A	93.9%	93.1%	92.8%
% of Patients satisfied with the time they had to wait for an appointment	7	8	N/A	89.4%	89.5%	88.7%

* This is based on patients treated on this contract for their most recent course of treatment. Figures in italics indicate the base number of FP17s or Patient Questionnaire responses are less than 100. N/A is shown where the base number of responses is less than 10 during the period. % is calculated as Quantity/Base number*100

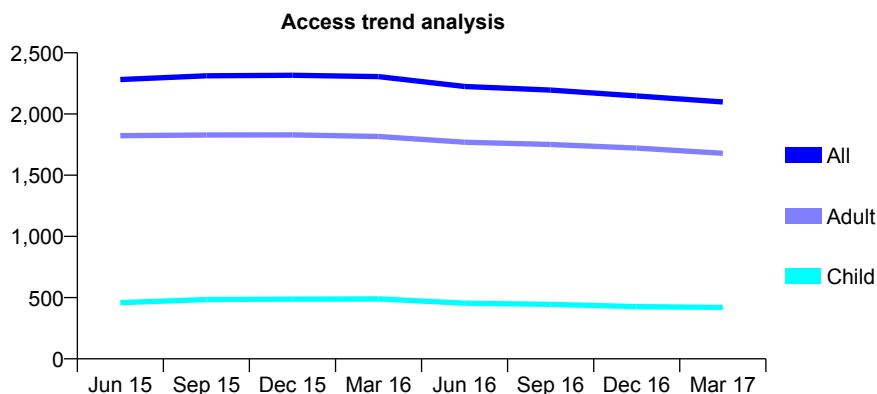
Q48 - Vital Signs At a Glance Contract Report for 142999/0001 - Year end March 2017

Name or company name	Church Road Dental Practice
Contract type name	GDS Contract
Purpose of contract	General
Contract start date	06/07/2011
Contract end date	

16/17 Contracted general activity (UDA)	7,500
Carry forward general activity (UDA)	0
16/17 Contracted orthodontic activity (UOA)	0
Carry forward orthodontic activity (UOA)	0
Baseline contract value	£177,048.25

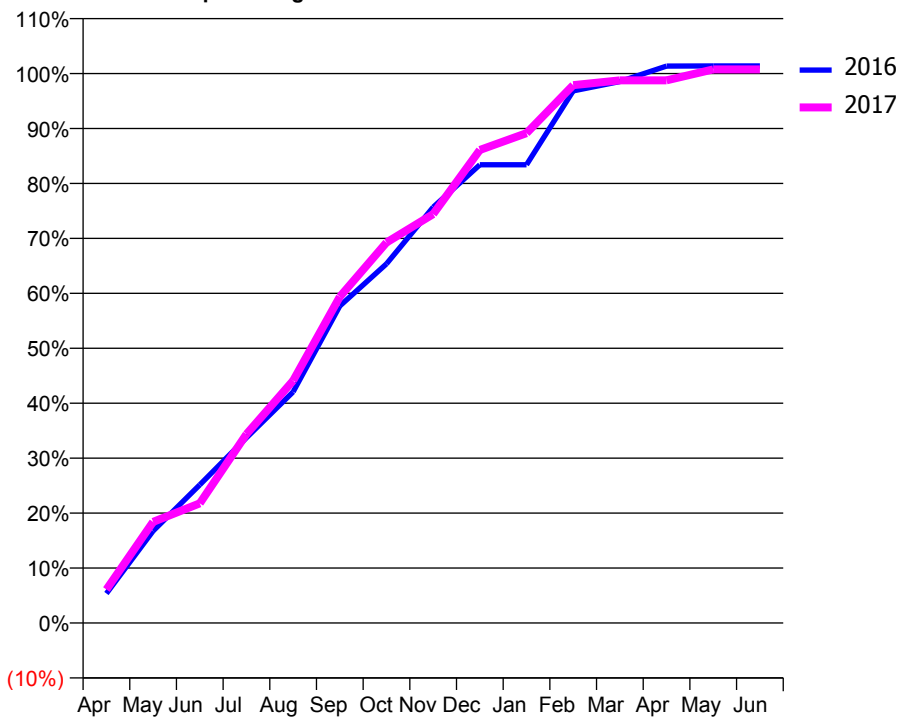
ACCESS*

Patients seen in 24 months	Total	Change since previous quarter
Quarter ending March 2016	2,306	
Quarter ending June 2016	2,225	↓
Quarter ending September 2016	2,196	↓
Quarter ending December 2016	2,148	↓
Quarter ending March 2017	2,099	↓
Variance since March 2016	(9.0%)	↓



ACTIVITY

Cumulative percentage of contracted UDA delivered 2016 & 2017



Month	Adjusted Scheduled Activity (UDA)	
	2016	2017
April	402	457
May	1,257	1,380
June	1,887	1,634
July	2,529	2,579
August	3,155	3,308
September	4,326	4,452
October	4,902	5,193
November	5,676	5,582
December	6,255	6,456
January	6,255	6,685
February	7,264	7,341
March	7,390	7,407
April	7,602	7,407
May	7,603	7,555
June	7,603	7,555

QUALITY

	Quantity	Base Number	Contract	AT	Region	England
% of FP17s for the same patient ID Re-attending within 3 months - Children	87	654	13.3%	12.4%	13.3%	12.3%
% of FP17s for the same patient ID Re-attending within 3 months - Adults	241	2,499	9.6%	17.7%	17.3%	16.7%
% of FP17s for the same patient ID Re-attending between 3 & 9 months - Children	408	654	62.4%	53.8%	58.9%	57.6%
% of FP17s for the same patient ID Re-attending between 3 & 9 months - Adults	1,801	2,499	72.1%	44.6%	52.2%	50.1%
% of FP17s for Band 1 Urgent Courses	105	3,114	3.4%	11.5%	9.2%	9.1%
% of FP17s Relating to Free Repair or Replacements	21	3,114	0.7%	0.9%	1.0%	0.8%
% of FP17s Relating to Continuations	18	3,114	0.6%	1.4%	1.4%	1.2%
% of Patients satisfied with the dentistry they have received	15	15	100.0%	93.9%	93.1%	92.8%
% of Patients satisfied with the time they had to wait for an appointment	14	15	93.3%	89.4%	89.5%	88.7%

* This is based on patients treated on this contract for their most recent course of treatment. Figures in italics indicate the base number of FP17s or Patient Questionnaire responses are less than 100. N/A is shown where the base number of responses is less than 10 during the period. % is calculated as Quantity/Base number*100

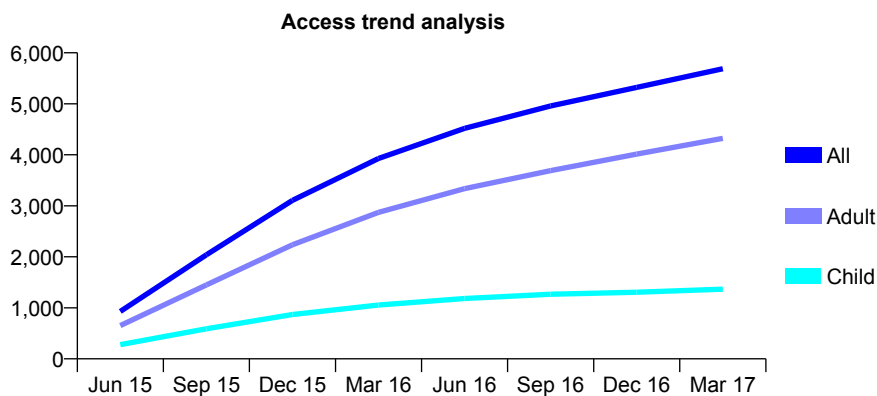
Q48 - Vital Signs At a Glance Contract Report for 143731/0001 - Year end March 2017

Name or company name	P J Burridge Limited
Contract type name	GDS Contract
Purpose of contract	General
Contract start date	01/04/2015
Contract end date	

16/17 Contracted general activity (UDA)	16,530
Carry forward general activity (UDA)	0
16/17 Contracted orthodontic activity (UOA)	0
Carry forward orthodontic activity (UOA)	0
Baseline contract value	£518,251.08

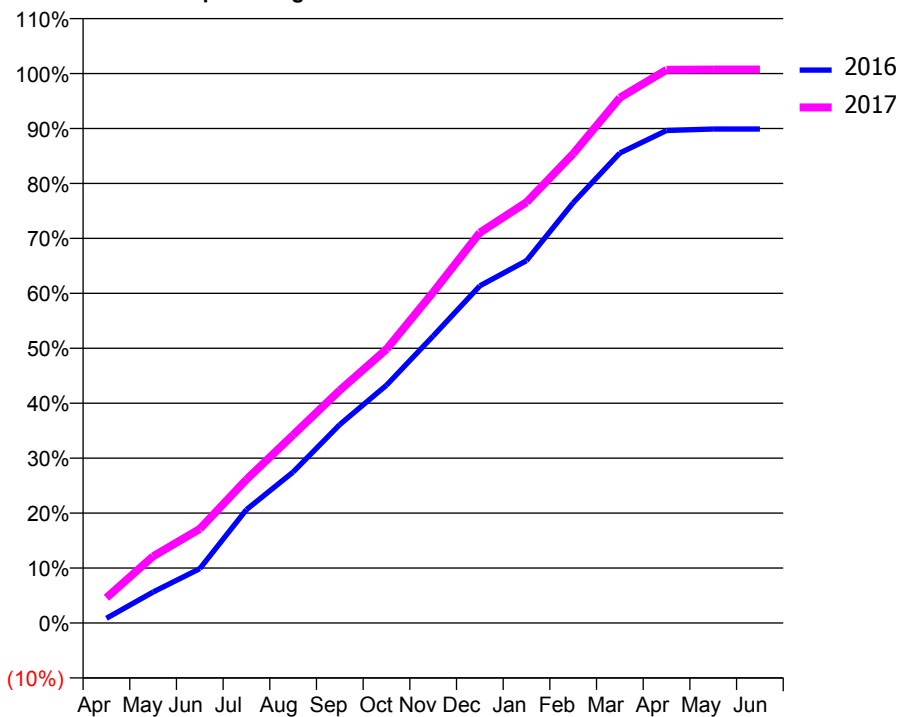
ACCESS*

Patients seen in 24 months	Total	Change since previous quarter
Quarter ending March 2016	3,927	
Quarter ending June 2016	4,520	↑
Quarter ending September 2016	4,958	↑
Quarter ending December 2016	5,321	↑
Quarter ending March 2017	5,687	↑
Variance since March 2016	44.8%	↑



ACTIVITY

Cumulative percentage of contracted UDA delivered 2016 & 2017



Month	Adjusted Scheduled Activity (UDA)	
	2016	2017
April	144	761
May	928	2,009
June	1,630	2,831
July	3,403	4,317
August	4,531	5,657
September	5,955	7,000
October	7,135	8,236
November	8,610	9,951
December	10,113	11,743
January	10,869	12,656
February	12,606	14,118
March	14,099	15,801
April	14,774	16,639
May	14,817	16,650
June	14,817	16,650

QUALITY

	Quantity	Base Number	Contract	AT	Region	England
% of FP17s for the same patient ID Re-attending within 3 months - Children	167	1,766	9.5%	12.4%	13.3%	12.3%
% of FP17s for the same patient ID Re-attending within 3 months - Adults	790	5,095	15.5%	17.7%	17.3%	16.7%
% of FP17s for the same patient ID Re-attending between 3 & 9 months - Children	723	1,766	40.9%	53.8%	58.9%	57.6%
% of FP17s for the same patient ID Re-attending between 3 & 9 months - Adults	1,789	5,095	35.1%	44.6%	52.2%	50.1%
% of FP17s for Band 1 Urgent Courses	770	6,960	11.1%	11.5%	9.2%	9.1%
% of FP17s Relating to Free Repair or Replacements	41	6,960	0.6%	0.9%	1.0%	0.8%
% of FP17s Relating to Continuations	113	6,960	1.6%	1.4%	1.4%	1.2%
% of Patients satisfied with the dentistry they have received	4	4	N/A	93.9%	93.1%	92.8%
% of Patients satisfied with the time they had to wait for an appointment	3	4	N/A	89.4%	89.5%	88.7%

* This is based on patients treated on this contract for their most recent course of treatment. Figures in italics indicate the base number of FP17s or Patient Questionnaire responses are less than 100. N/A is shown where the base number of responses is less than 10 during the period. % is calculated as Quantity/Base number*100

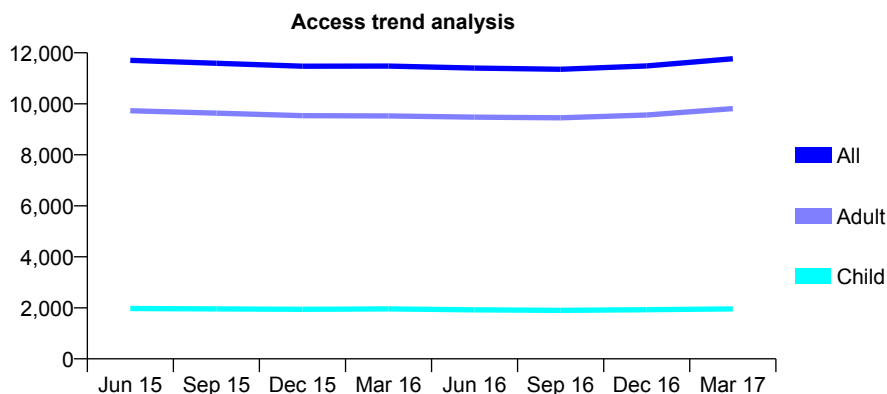
Q48 - Vital Signs At a Glance Contract Report for 145963/0001 - Year end March 2017

Name or company name	Hoghton Street Dental Care Limited
Contract type name	GDS Contract
Purpose of contract	General
Contract start date	01/06/2012
Contract end date	

16/17 Contracted general activity (UDA)	36,616
Carry forward general activity (UDA)	0
16/17 Contracted orthodontic activity (UOA)	0
Carry forward orthodontic activity (UOA)	0
Baseline contract value	£1,175,261.75

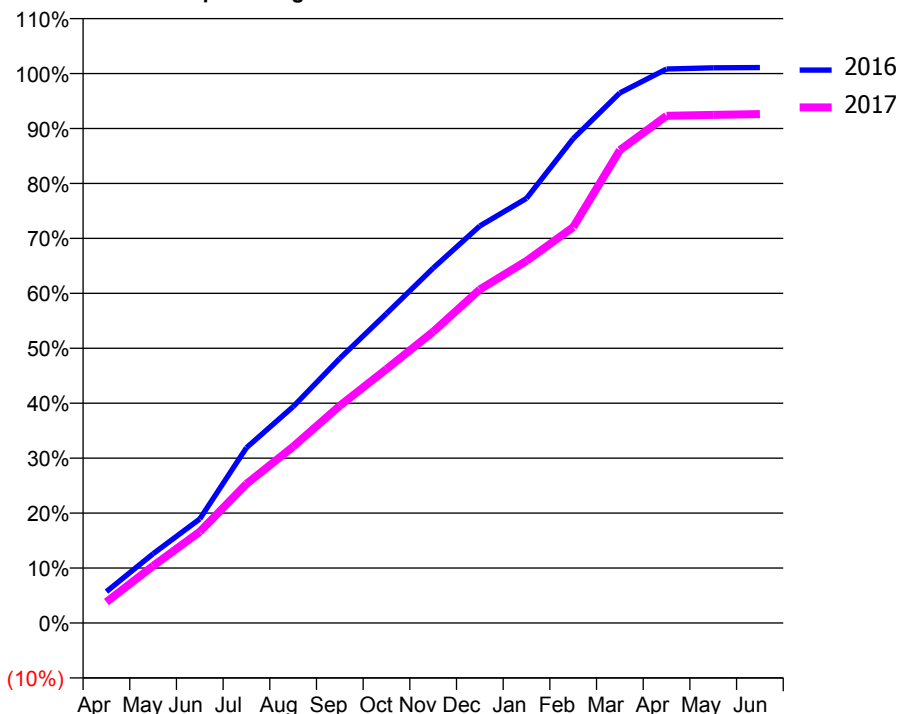
ACCESS*

Patients seen in 24 months	Total	Change since previous quarter
Quarter ending March 2016	11,480	
Quarter ending June 2016	11,401	→
Quarter ending September 2016	11,352	→
Quarter ending December 2016	11,487	→
Quarter ending March 2017	11,769	↑
Variance since March 2016	2.5%	↑



ACTIVITY

Cumulative percentage of contracted UDA delivered 2016 & 2017



Month	Adjusted Scheduled Activity (UDA)	
	2016	2017
April	2,091	1,399
May	4,614	3,807
June	6,935	6,087
July	11,676	9,268
August	14,421	11,756
September	17,631	14,481
October	20,621	16,926
November	23,653	19,409
December	26,461	22,232
January	28,294	24,126
February	32,275	26,381
March	35,325	31,512
April	36,911	33,798
May	36,996	33,861
June	37,016	33,911

QUALITY

	Quantity	Base Number	Contract	AT	Region	England
% of FP17s for the same patient ID Re-attending within 3 months - Children	501	3,610	13.9%	12.4%	13.3%	12.3%
% of FP17s for the same patient ID Re-attending within 3 months - Adults	2,349	14,550	16.1%	17.7%	17.3%	16.7%
% of FP17s for the same patient ID Re-attending between 3 & 9 months - Children	2,250	3,610	62.3%	53.8%	58.9%	57.6%
% of FP17s for the same patient ID Re-attending between 3 & 9 months - Adults	7,477	14,550	51.4%	44.6%	52.2%	50.1%
% of FP17s for Band 1 Urgent Courses	1,448	17,502	8.3%	11.5%	9.2%	9.1%
% of FP17s Relating to Free Repair or Replacements	96	17,502	0.5%	0.9%	1.0%	0.8%
% of FP17s Relating to Continuations	267	17,502	1.5%	1.4%	1.4%	1.2%
% of Patients satisfied with the dentistry they have received	36	38	94.7%	93.9%	93.1%	92.8%
% of Patients satisfied with the time they had to wait for an appointment	36	38	94.7%	89.4%	89.5%	88.7%

* This is based on patients treated on this contract for their most recent course of treatment. Figures in italics indicate the base number of FP17s or Patient Questionnaire responses are less than 100. N/A is shown where the base number of responses is less than 10 during the period. % is calculated as Quantity/Base number*100

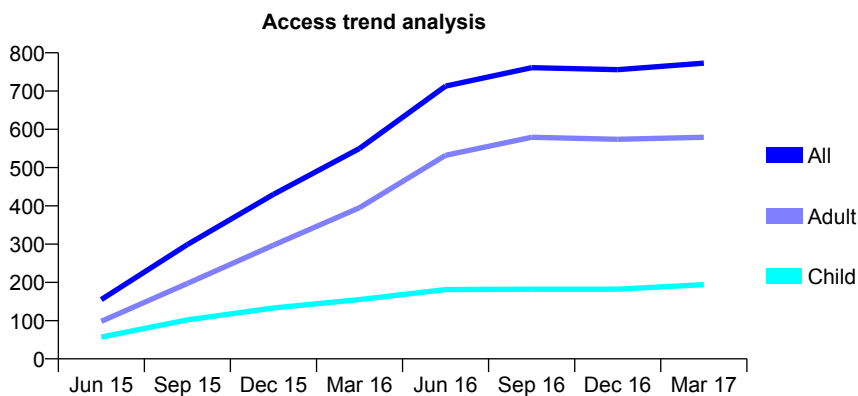
Q48 - Vital Signs At a Glance Contract Report for 146331/0003 - Year end March 2017

Name or company name	Vauxhall Dental Care
Contract type name	PDS Contract
Purpose of contract	General
Contract start date	01/04/2015
Contract end date	31/03/2018

16/17 Contracted general activity (UDA)	5,195
Carry forward general activity (UDA)	0
16/17 Contracted orthodontic activity (UOA)	0
Carry forward orthodontic activity (UOA)	0
Baseline contract value	£430,779.34

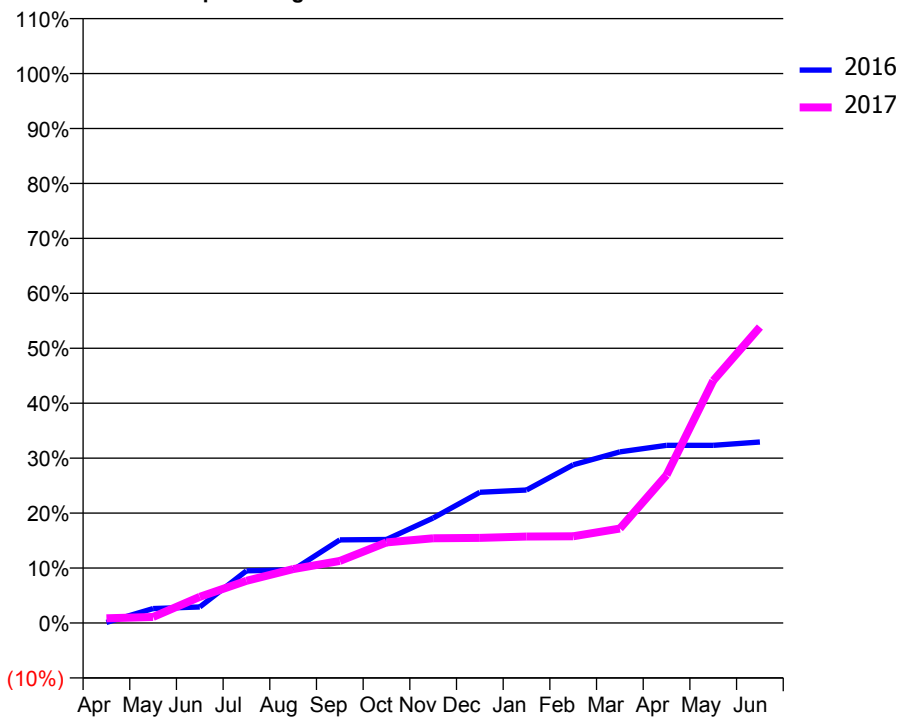
ACCESS*

Patients seen in 24 months	Total	Change since previous quarter
Quarter ending March 2016	550	
Quarter ending June 2016	713	↑
Quarter ending September 2016	761	↑
Quarter ending December 2016	756	→
Quarter ending March 2017	773	↑
Variance since March 2016	40.5%	↑



ACTIVITY

Cumulative percentage of contracted UDA delivered 2016 & 2017



Adjusted Scheduled Activity (UDA)

Month	2016	2017
April	5	44
May	137	58
June	152	248
July	493	399
August	502	510
September	786	587
October	790	762
November	992	801
December	1,237	805
January	1,258	817
February	1,496	821
March	1,618	893
April	1,680	1,399
May	1,680	2,292
June	1,711	2,798

QUALITY

	Quantity	Base Number	Contract	AT	Region	England
% of FP17s for the same patient ID Re-attending within 3 months - Children	9	90	10.0%	12.4%	13.3%	12.3%
% of FP17s for the same patient ID Re-attending within 3 months - Adults	74	469	15.8%	17.7%	17.3%	16.7%
% of FP17s for the same patient ID Re-attending between 3 & 9 months - Children	15	90	16.7%	53.8%	58.9%	57.6%
% of FP17s for the same patient ID Re-attending between 3 & 9 months - Adults	127	469	27.1%	44.6%	52.2%	50.1%
% of FP17s for Band 1 Urgent Courses	164	1,185	13.8%	11.5%	9.2%	9.1%
% of FP17s Relating to Free Repair or Replacements	0	1,185	0.0%	0.9%	1.0%	0.8%
% of FP17s Relating to Continuations	7	1,185	0.6%	1.4%	1.4%	1.2%
% of Patients satisfied with the dentistry they have received	0	0	N/A	93.9%	93.1%	92.8%
% of Patients satisfied with the time they had to wait for an appointment	0	0	N/A	89.4%	89.5%	88.7%

* This is based on patients treated on this contract for their most recent course of treatment. Figures in italics indicate the base number of FP17s or Patient Questionnaire responses are less than 100. N/A is shown where the base number of responses is less than 10 during the period. % is calculated as Quantity/Base number*100

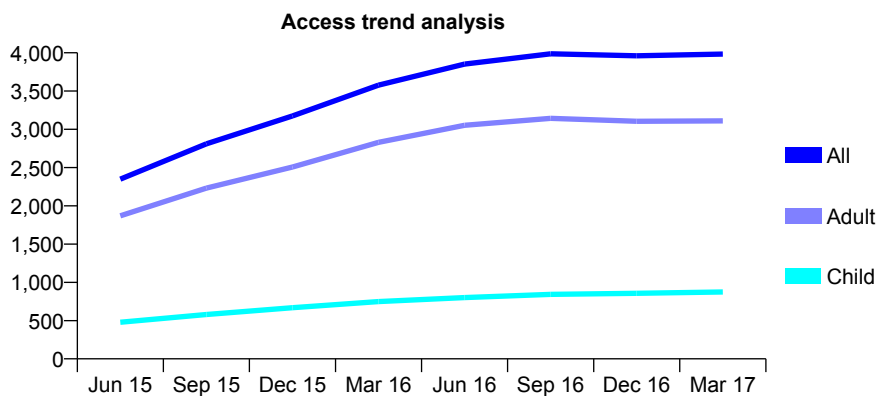
Q48 - Vital Signs At a Glance Contract Report for 147753/0001 - Year end March 2017

Name or company name	Abercromby Health Centre Partnership
Contract type name	GDS Contract
Purpose of contract	General
Contract start date	15/08/2014
Contract end date	

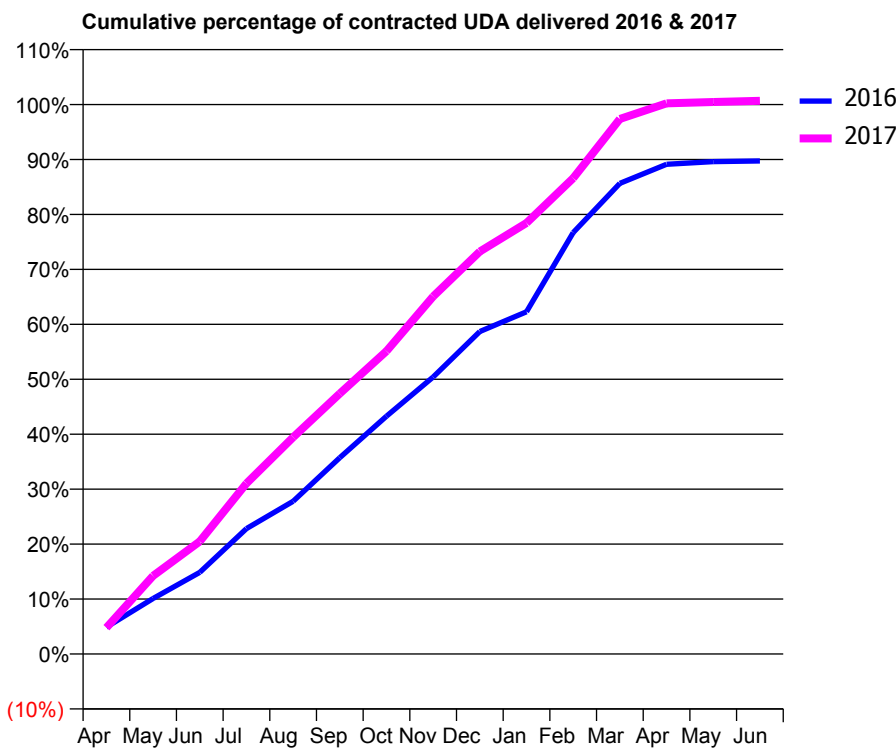
16/17 Contracted general activity (UDA)	13,675
Carry forward general activity (UDA)	0
16/17 Contracted orthodontic activity (UOA)	0
Carry forward orthodontic activity (UOA)	0
Baseline contract value	£417,289.52

ACCESS*

Patients seen in 24 months	Total	Change since previous quarter
Quarter ending March 2016	3,578	
Quarter ending June 2016	3,853	↑
Quarter ending September 2016	3,987	↑
Quarter ending December 2016	3,961	→
Quarter ending March 2017	3,984	→
Variance since March 2016	11.3%	↑



ACTIVITY



Month	Adjusted Scheduled Activity (UDA)	
	2016	2017
April	667	655
May	1,383	1,947
June	2,032	2,802
July	3,121	4,246
August	3,800	5,393
September	4,885	6,482
October	5,919	7,539
November	6,894	8,900
December	8,024	10,018
January	8,516	10,726
February	10,487	11,842
March	11,712	13,315
April	12,188	13,705
May	12,254	13,736
June	12,272	13,768

QUALITY

	Quantity	Base Number	Contract	AT	Region	England
% of FP17s for the same patient ID Re-attending within 3 months - Children	85	988	8.6%	12.4%	13.3%	12.3%
% of FP17s for the same patient ID Re-attending within 3 months - Adults	758	3,651	20.8%	17.7%	17.3%	16.7%
% of FP17s for the same patient ID Re-attending between 3 & 9 months - Children	420	988	42.5%	53.8%	58.9%	57.6%
% of FP17s for the same patient ID Re-attending between 3 & 9 months - Adults	1,368	3,651	37.5%	44.6%	52.2%	50.1%
% of FP17s for Band 1 Urgent Courses	442	4,565	9.7%	11.5%	9.2%	9.1%
% of FP17s Relating to Free Repair or Replacements	35	4,565	0.8%	0.9%	1.0%	0.8%
% of FP17s Relating to Continuations	142	4,565	3.1%	1.4%	1.4%	1.2%
% of Patients satisfied with the dentistry they have received	11	11	100.0%	93.9%	93.1%	92.8%
% of Patients satisfied with the time they had to wait for an appointment	11	11	100.0%	89.4%	89.5%	88.7%

* This is based on patients treated on this contract for their most recent course of treatment. Figures in italics indicate the base number of FP17s or Patient Questionnaire responses are less than 100. N/A is shown where the base number of responses is less than 10 during the period. % is calculated as Quantity/Base number*100

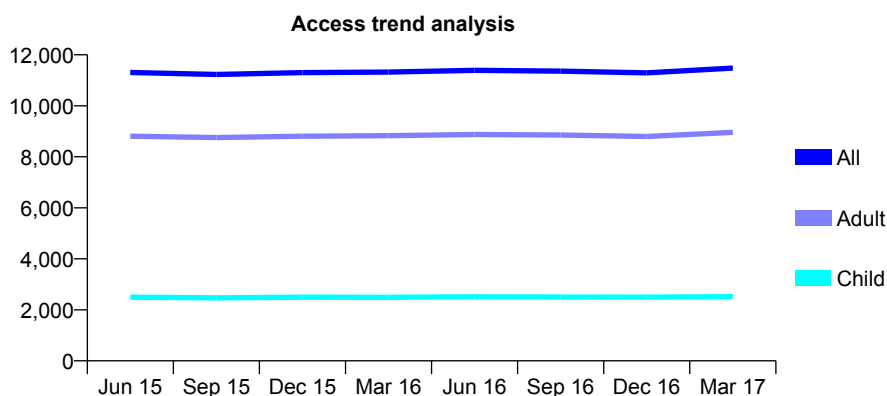
Q48 - Vital Signs At a Glance Contract Report for 148806/0001 - Year end March 2017

Name or company name	The Corner Dental Surgery Ltd
Contract type name	GDS Contract
Purpose of contract	General
Contract start date	01/04/2009
Contract end date	31/03/2019

16/17 Contracted general activity (UDA)	42,000
Carry forward general activity (UDA)	0
16/17 Contracted orthodontic activity (UOA)	0
Carry forward orthodontic activity (UOA)	0
Baseline contract value	£1,059,373.91

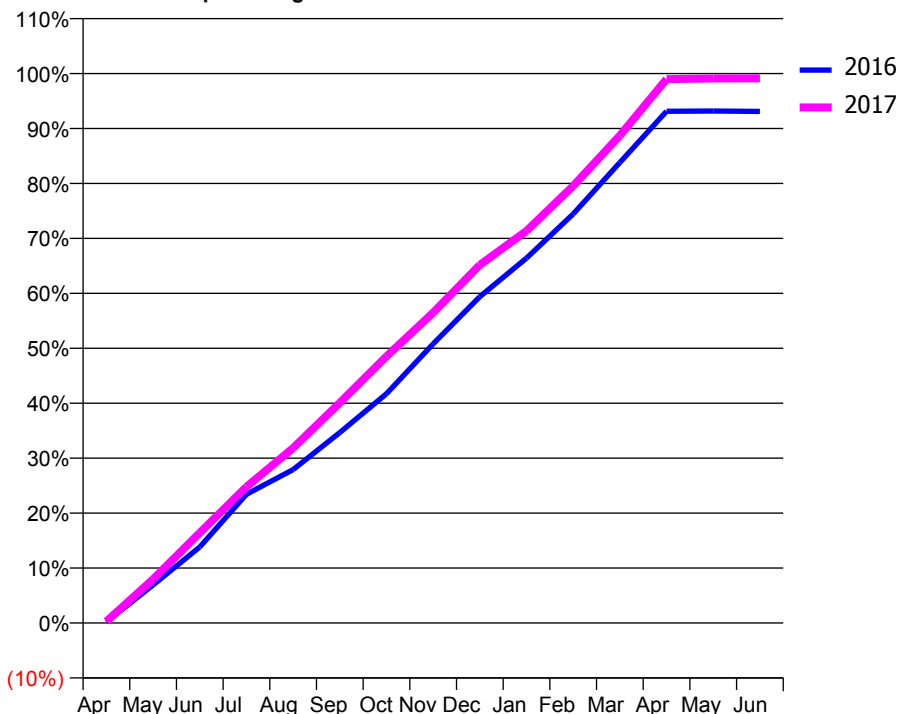
ACCESS*

Patients seen in 24 months	Total	Change since previous quarter
Quarter ending March 2016	11,322	
Quarter ending June 2016	11,392	→
Quarter ending September 2016	11,358	→
Quarter ending December 2016	11,290	→
Quarter ending March 2017	11,480	→
Variance since March 2016	1.4%	→



ACTIVITY

Cumulative percentage of contracted UDA delivered 2016 & 2017



Month	Adjusted Scheduled Activity (UDA)	
	2016	2017
April	85	126
May	2,907	3,345
June	5,813	6,893
July	9,843	10,414
August	11,728	13,376
September	14,562	16,835
October	17,524	20,381
November	21,336	23,727
December	24,942	27,374
January	27,888	29,968
February	31,262	33,409
March	35,198	37,253
April	39,109	41,573
May	39,128	41,616
June	39,102	41,625

QUALITY

	Quantity	Base Number	Contract	AT	Region	England
% of FP17s for the same patient ID Re-attending within 3 months - Children	652	5,070	12.9%	12.4%	13.3%	12.3%
% of FP17s for the same patient ID Re-attending within 3 months - Adults	2,052	13,648	15.0%	17.7%	17.3%	16.7%
% of FP17s for the same patient ID Re-attending between 3 & 9 months - Children	3,480	5,070	68.6%	53.8%	58.9%	57.6%
% of FP17s for the same patient ID Re-attending between 3 & 9 months - Adults	7,755	13,648	56.8%	44.6%	52.2%	50.1%
% of FP17s for Band 1 Urgent Courses	1,277	18,937	6.7%	11.5%	9.2%	9.1%
% of FP17s Relating to Free Repair or Replacements	166	18,937	0.9%	0.9%	1.0%	0.8%
% of FP17s Relating to Continuations	181	18,937	1.0%	1.4%	1.4%	1.2%
% of Patients satisfied with the dentistry they have received	34	36	94.4%	93.9%	93.1%	92.8%
% of Patients satisfied with the time they had to wait for an appointment	34	36	94.4%	89.4%	89.5%	88.7%

* This is based on patients treated on this contract for their most recent course of treatment. Figures in italics indicate the base number of FP17s or Patient Questionnaire responses are less than 100. N/A is shown where the base number of responses is less than 10 during the period. % is calculated as Quantity/Base number*100

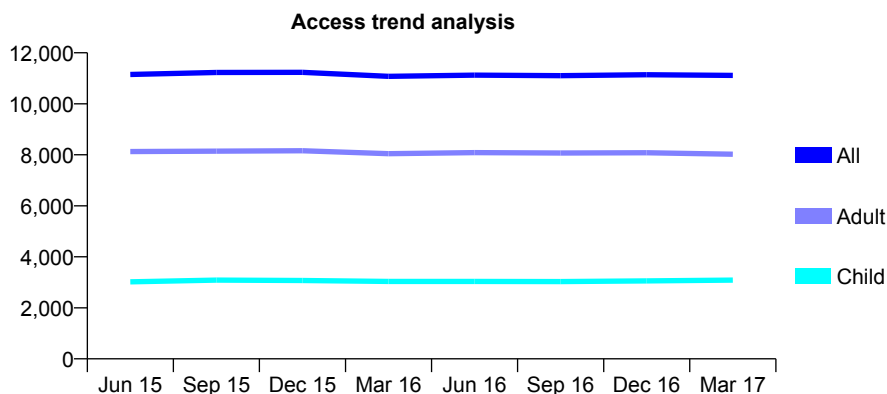
Q48 - Vital Signs At a Glance Contract Report for 149861/0001 - Year end March 2017

Name or company name	Muirhead Dental Practice
Contract type name	GDS Contract
Purpose of contract	General and Orthodontic
Contract start date	01/12/2010
Contract end date	

16/17 Contracted general activity (UDA)	33,903
Carry forward general activity (UDA)	0
16/17 Contracted orthodontic activity (UOA)	70
Carry forward orthodontic activity (UOA)	0
Baseline contract value	£869,401.32

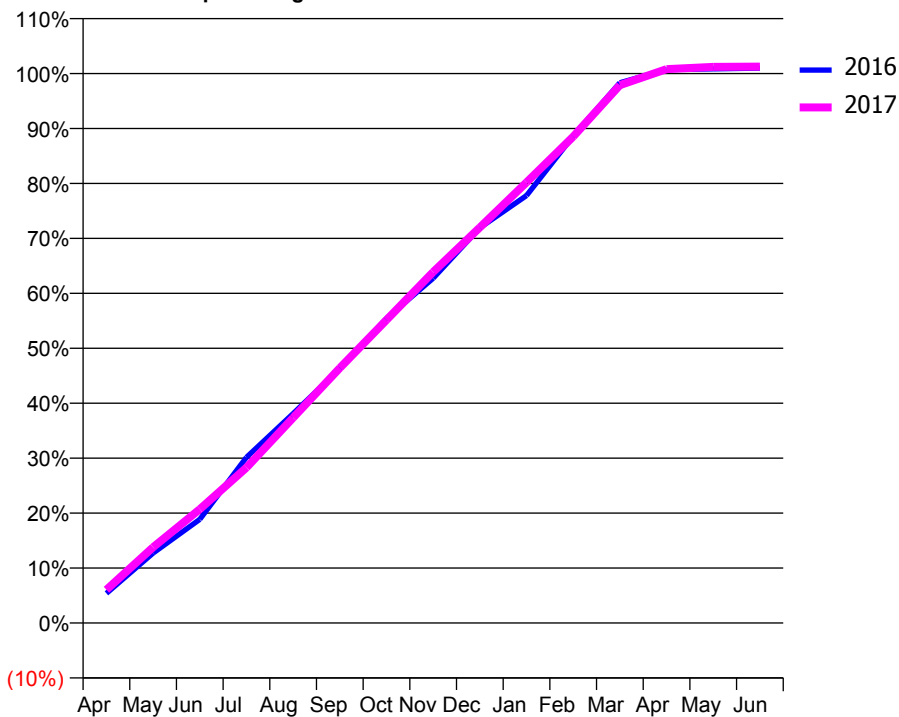
ACCESS*

Patients seen in 24 months	Total	Change since previous quarter
Quarter ending March 2016	11,078	
Quarter ending June 2016	11,125	→
Quarter ending September 2016	11,102	→
Quarter ending December 2016	11,141	→
Quarter ending March 2017	11,113	→
Variance since March 2016	0.3%	→



ACTIVITY

Cumulative percentage of contracted UDA delivered 2016 & 2017



Month	Adjusted Scheduled Activity (UDA)	
	2016	2017
April	1,834	2,057
May	4,313	4,675
June	6,399	7,021
July	10,223	9,586
August	12,920	12,670
September	15,690	15,733
October	18,793	18,699
November	21,272	21,661
December	24,382	24,407
January	26,372	27,187
February	30,038	30,005
March	33,330	33,185
April	34,144	34,172
May	34,189	34,313
June	34,237	34,331

QUALITY

	Quantity	Base Number	Contract	AT	Region	England
% of FP17s for the same patient ID Re-attending within 3 months - Children	316	4,134	7.6%	12.4%	13.3%	12.3%
% of FP17s for the same patient ID Re-attending within 3 months - Adults	1,427	10,015	14.2%	17.7%	17.3%	16.7%
% of FP17s for the same patient ID Re-attending between 3 & 9 months - Children	2,162	4,134	52.3%	53.8%	58.9%	57.6%
% of FP17s for the same patient ID Re-attending between 3 & 9 months - Adults	4,715	10,015	47.1%	44.6%	52.2%	50.1%
% of FP17s for Band 1 Urgent Courses	1,340	13,701	9.8%	11.5%	9.2%	9.1%
% of FP17s Relating to Free Repair or Replacements	86	13,701	0.6%	0.9%	1.0%	0.8%
% of FP17s Relating to Continuations	211	13,701	1.5%	1.4%	1.4%	1.2%
% of Patients satisfied with the dentistry they have received	27	28	96.4%	93.9%	93.1%	92.8%
% of Patients satisfied with the time they had to wait for an appointment	26	28	92.9%	89.4%	89.5%	88.7%

* This is based on patients treated on this contract for their most recent course of treatment. Figures in italics indicate the base number of FP17s or Patient Questionnaire responses are less than 100. N/A is shown where the base number of responses is less than 10 during the period. % is calculated as Quantity/Base number*100

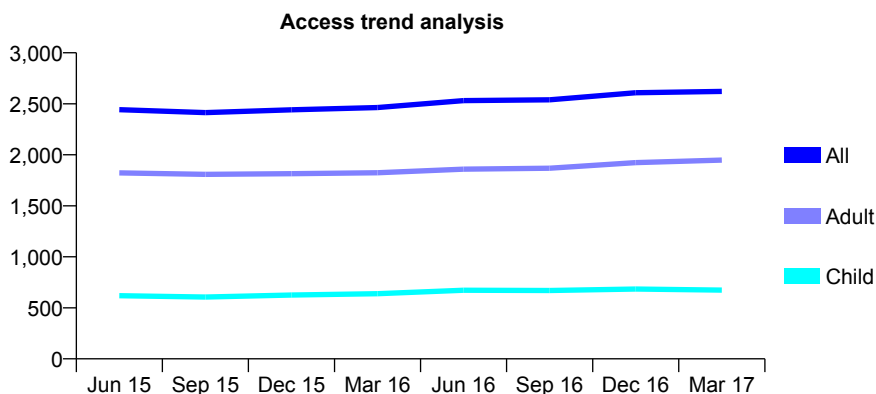
Q48 - Vital Signs At a Glance Contract Report for 158801/0001 - Year end March 2017

Name or company name	kotecha & Partners
Contract type name	GDS Contract
Purpose of contract	General
Contract start date	01/11/2010
Contract end date	

16/17 Contracted general activity (UDA)	8,050
Carry forward general activity (UDA)	0
16/17 Contracted orthodontic activity (UOA)	0
Carry forward orthodontic activity (UOA)	0
Baseline contract value	£315,556.18

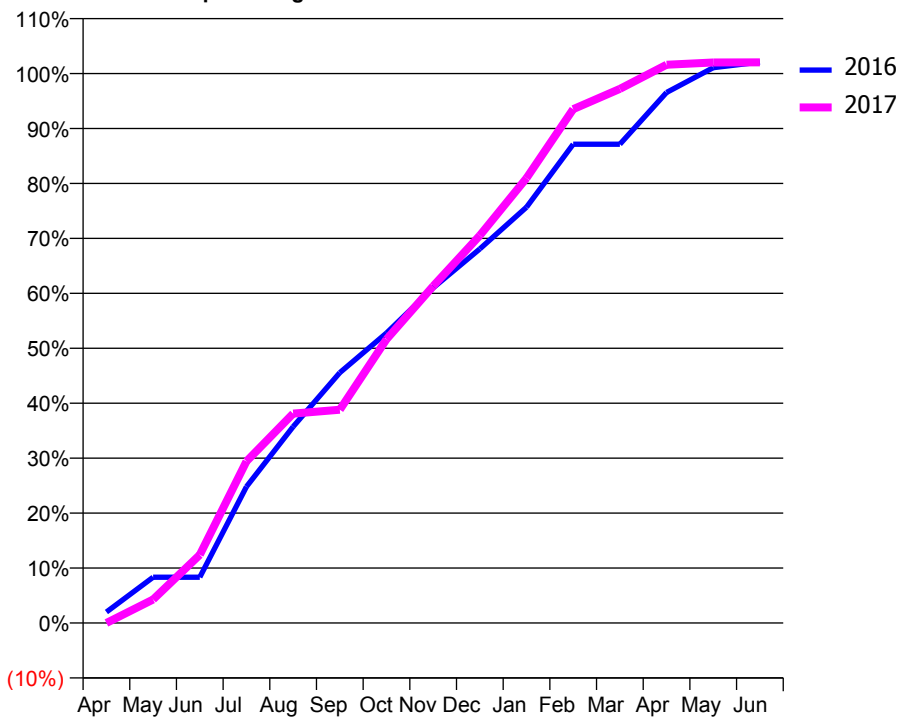
ACCESS*

Patients seen in 24 months	Total	Change since previous quarter
Quarter ending March 2016	2,463	
Quarter ending June 2016	2,531	↑
Quarter ending September 2016	2,539	→
Quarter ending December 2016	2,608	↑
Quarter ending March 2017	2,622	→
Variance since March 2016	6.5%	↑



ACTIVITY

Cumulative percentage of contracted UDA delivered 2016 & 2017



Adjusted Scheduled Activity (UDA)

Month	2016	2017
April	161	0
May	671	346
June	671	999
July	1,998	2,369
August	2,877	3,067
September	3,667	3,125
October	4,248	4,156
November	4,910	4,936
December	5,481	5,677
January	6,091	6,517
February	7,014	7,528
March	7,014	7,825
April	7,772	8,179
May	8,136	8,211
June	8,216	8,213

QUALITY

	Quantity	Base Number	Contract	AT	Region	England
% of FP17s for the same patient ID Re-attending within 3 months - Children	145	1,236	11.7%	12.4%	13.3%	12.3%
% of FP17s for the same patient ID Re-attending within 3 months - Adults	617	3,072	20.1%	17.7%	17.3%	16.7%
% of FP17s for the same patient ID Re-attending between 3 & 9 months - Children	683	1,236	55.3%	53.8%	58.9%	57.6%
% of FP17s for the same patient ID Re-attending between 3 & 9 months - Adults	1,574	3,072	51.2%	44.6%	52.2%	50.1%
% of FP17s for Band 1 Urgent Courses	599	3,941	15.2%	11.5%	9.2%	9.1%
% of FP17s Relating to Free Repair or Replacements	16	3,941	0.4%	0.9%	1.0%	0.8%
% of FP17s Relating to Continuations	28	3,941	0.7%	1.4%	1.4%	1.2%
% of Patients satisfied with the dentistry they have received	12	15	80.0%	93.9%	93.1%	92.8%
% of Patients satisfied with the time they had to wait for an appointment	13	15	86.7%	89.4%	89.5%	88.7%

* This is based on patients treated on this contract for their most recent course of treatment. Figures in italics indicate the base number of FP17s or Patient Questionnaire responses are less than 100. N/A is shown where the base number of responses is less than 10 during the period. % is calculated as Quantity/Base number*100

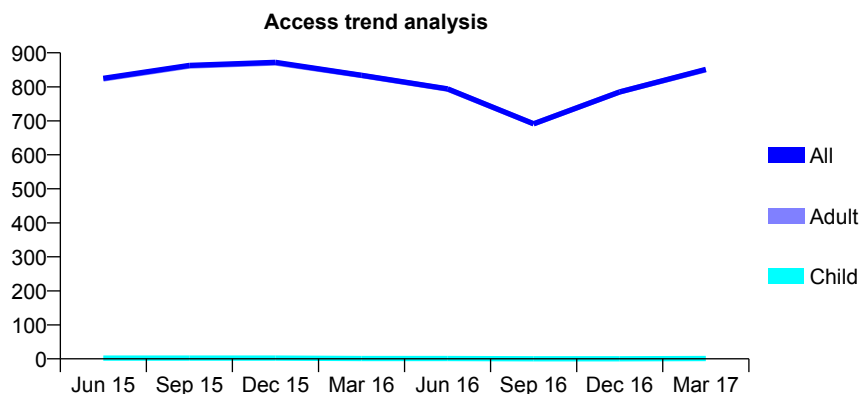
Q48 - Vital Signs At a Glance Contract Report for 159255/0001 - Year end March 2017

Name or company name	Prison Dental Service - HMP Liverpool
Contract type name	GDS Contract
Purpose of contract	General
Contract start date	01/10/2007
Contract end date	

16/17 Contracted general activity (UDA)	4,000
Carry forward general activity (UDA)	0
16/17 Contracted orthodontic activity (UOA)	0
Carry forward orthodontic activity (UOA)	0
Baseline contract value	£0.00

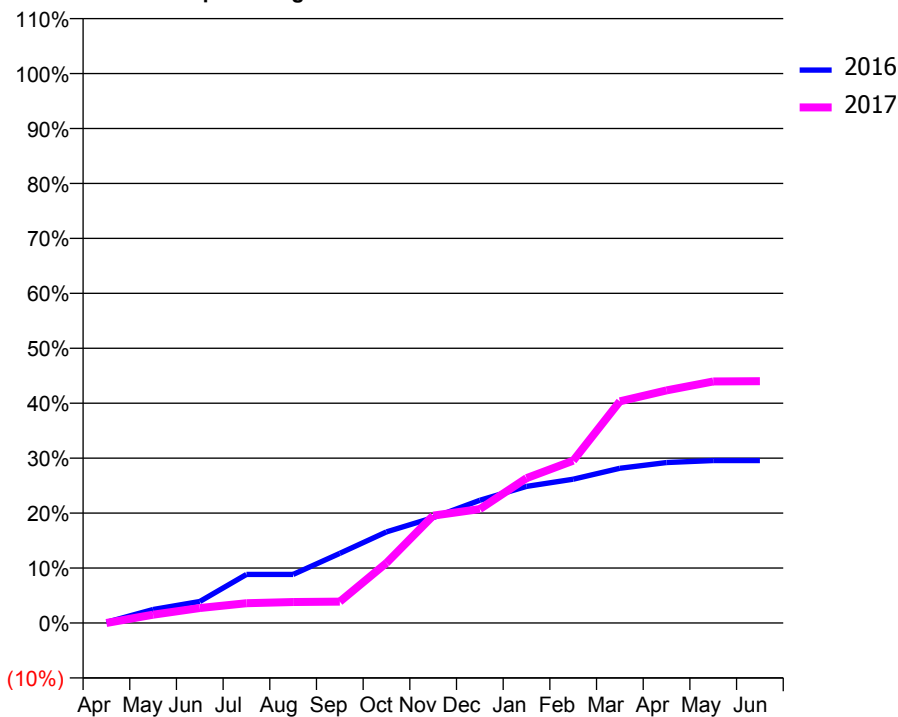
ACCESS*

Patients seen in 24 months	Total	Change since previous quarter
Quarter ending March 2016	834	
Quarter ending June 2016	794	↓
Quarter ending September 2016	691	↓
Quarter ending December 2016	785	↑
Quarter ending March 2017	851	↑
Variance since March 2016	2.0%	↑



ACTIVITY

Cumulative percentage of contracted UDA delivered 2016 & 2017



Month	Adjusted Scheduled Activity (UDA)	
	2016	2017
April	6	0
May	98	61
June	157	109
July	354	144
August	354	153
September	507	156
October	663	437
November	768	782
December	894	829
January	994	1,055
February	1,046	1,181
March	1,127	1,614
April	1,168	1,693
May	1,183	1,759
June	1,183	1,761

QUALITY

	Quantity	Base Number	Contract	AT	Region	England
% of FP17s for the same patient ID Re-attending within 3 months - Children	0	1	0.0%	12.4%	13.3%	12.3%
% of FP17s for the same patient ID Re-attending within 3 months - Adults	90	737	12.2%	17.7%	17.3%	16.7%
% of FP17s for the same patient ID Re-attending between 3 & 9 months - Children	0	1	0.0%	53.8%	58.9%	57.6%
% of FP17s for the same patient ID Re-attending between 3 & 9 months - Adults	52	737	7.1%	44.6%	52.2%	50.1%
% of FP17s for Band 1 Urgent Courses	414	716	57.8%	11.5%	9.2%	9.1%
% of FP17s Relating to Free Repair or Replacements	0	716	0.0%	0.9%	1.0%	0.8%
% of FP17s Relating to Continuations	0	716	0.0%	1.4%	1.4%	1.2%
% of Patients satisfied with the dentistry they have received	0	1	N/A	93.9%	93.1%	92.8%
% of Patients satisfied with the time they had to wait for an appointment	0	1	N/A	89.4%	89.5%	88.7%

* This is based on patients treated on this contract for their most recent course of treatment. Figures in italics indicate the base number of FP17s or Patient Questionnaire responses are less than 100. N/A is shown where the base number of responses is less than 10 during the period. % is calculated as Quantity/Base number*100

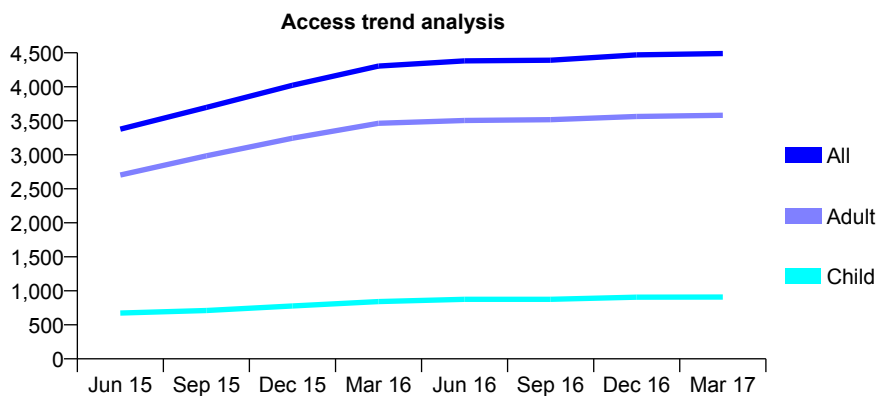
Q48 - Vital Signs At a Glance Contract Report for 161039/0001 - Year end March 2017

Name or company name	Latham Court Smile Centre Limited
Contract type name	GDS Contract
Purpose of contract	General
Contract start date	01/04/2014
Contract end date	

16/17 Contracted general activity (UDA)	15,735
Carry forward general activity (UDA)	0
16/17 Contracted orthodontic activity (UOA)	0
Carry forward orthodontic activity (UOA)	0
Baseline contract value	£401,402.66

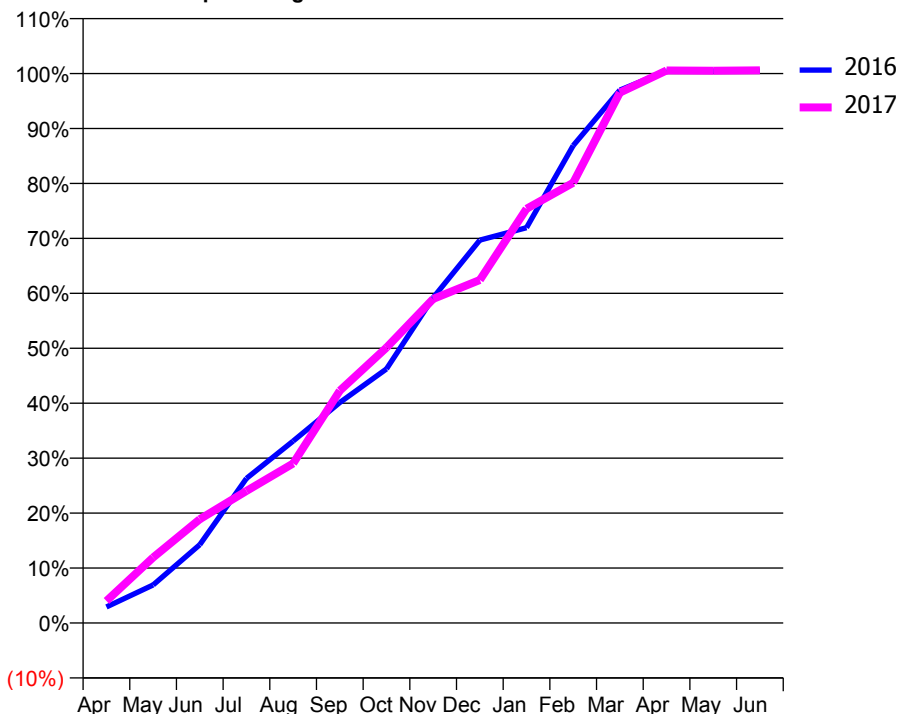
ACCESS*

Patients seen in 24 months	Total	Change since previous quarter
Quarter ending March 2016	4,305	
Quarter ending June 2016	4,381	→
Quarter ending September 2016	4,391	→
Quarter ending December 2016	4,469	→
Quarter ending March 2017	4,489	→
Variance since March 2016	4.3%	↑



ACTIVITY

Cumulative percentage of contracted UDA delivered 2016 & 2017



Month	Adjusted Scheduled Activity (UDA)	
	2016	2017
April	462	633
May	1,090	1,878
June	2,244	2,971
July	4,142	3,781
August	5,212	4,570
September	6,315	6,654
October	7,277	7,887
November	9,314	9,282
December	10,965	9,822
January	11,318	11,861
February	13,673	12,606
March	15,262	15,189
April	15,807	15,822
May	15,804	15,813
June	15,804	15,825

QUALITY

	Quantity	Base Number	Contract	AT	Region	England
% of FP17s for the same patient ID Re-attending within 3 months - Children	68	1,244	5.5%	12.4%	13.3%	12.3%
% of FP17s for the same patient ID Re-attending within 3 months - Adults	417	4,179	10.0%	17.7%	17.3%	16.7%
% of FP17s for the same patient ID Re-attending between 3 & 9 months - Children	648	1,244	52.1%	53.8%	58.9%	57.6%
% of FP17s for the same patient ID Re-attending between 3 & 9 months - Adults	2,036	4,179	48.7%	44.6%	52.2%	50.1%
% of FP17s for Band 1 Urgent Courses	206	4,881	4.2%	11.5%	9.2%	9.1%
% of FP17s Relating to Free Repair or Replacements	43	4,881	0.9%	0.9%	1.0%	0.8%
% of FP17s Relating to Continuations	27	4,881	0.6%	1.4%	1.4%	1.2%
% of Patients satisfied with the dentistry they have received	8	8	N/A	93.9%	93.1%	92.8%
% of Patients satisfied with the time they had to wait for an appointment	8	8	N/A	89.4%	89.5%	88.7%

* This is based on patients treated on this contract for their most recent course of treatment. Figures in italics indicate the base number of FP17s or Patient Questionnaire responses are less than 100. N/A is shown where the base number of responses is less than 10 during the period. % is calculated as Quantity/Base number*100

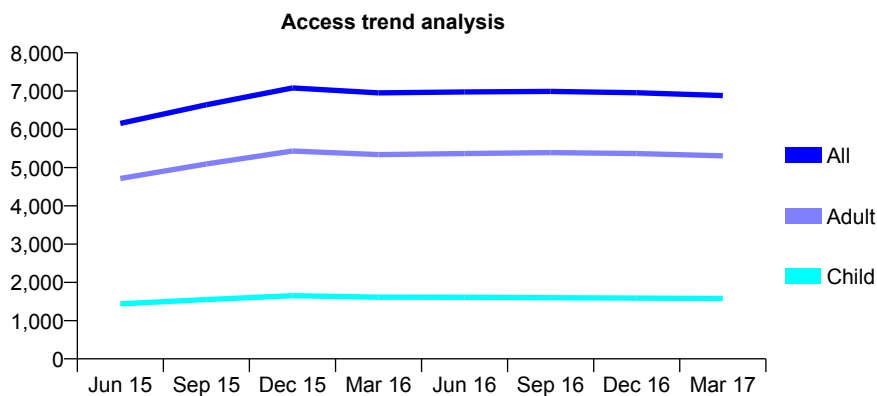
Q48 - Vital Signs At a Glance Contract Report for 161314/0001 - Year end March 2017

Name or company name	Chantastic Limited
Contract type name	GDS Contract
Purpose of contract	General
Contract start date	01/01/2014
Contract end date	

16/17 Contracted general activity (UDA)	30,685
Carry forward general activity (UDA)	0
16/17 Contracted orthodontic activity (UOA)	0
Carry forward orthodontic activity (UOA)	0
Baseline contract value	£782,782.98

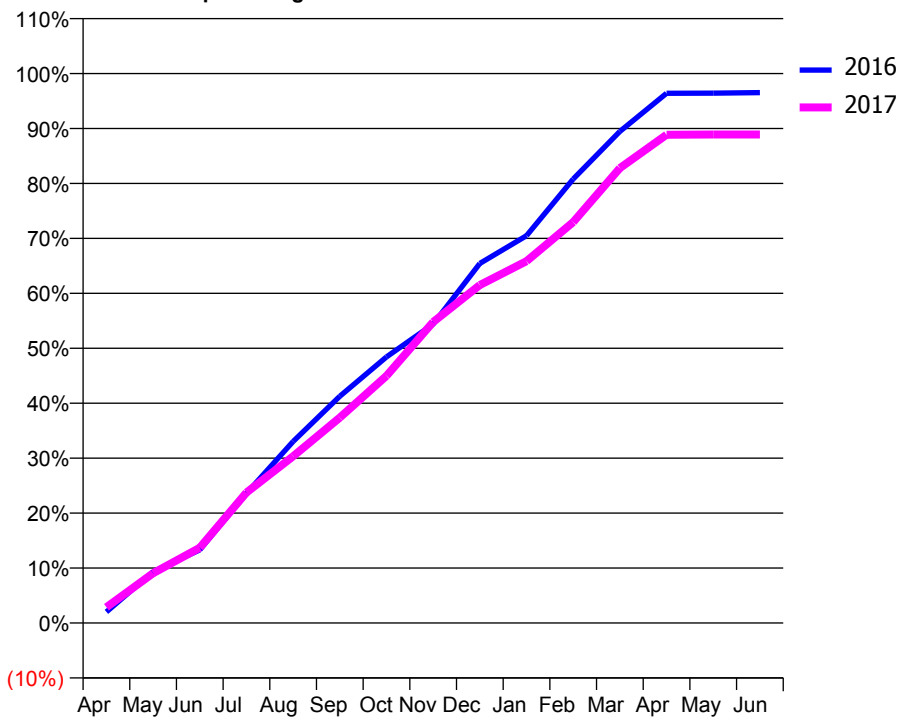
ACCESS*

Patients seen in 24 months	Total	Change since previous quarter
Quarter ending March 2016	6,953	
Quarter ending June 2016	6,976	→
Quarter ending September 2016	6,991	→
Quarter ending December 2016	6,955	→
Quarter ending March 2017	6,882	↓
Variance since March 2016	(1.0%)	↓



ACTIVITY

Cumulative percentage of contracted UDA delivered 2016 & 2017



Month	Adjusted Scheduled Activity (UDA)	
	2016	2017
April	621	880
May	2,867	2,785
June	4,088	4,207
July	7,241	7,288
August	10,136	9,311
September	12,665	11,473
October	14,860	13,802
November	16,690	16,810
December	20,080	18,875
January	21,628	20,202
February	24,792	22,391
March	27,450	25,403
April	29,582	27,265
May	29,590	27,279
June	29,617	27,279

QUALITY

	Quantity	Base Number	Contract	AT	Region	England
% of FP17s for the same patient ID Re-attending within 3 months - Children	154	2,007	7.7%	12.4%	13.3%	12.3%
% of FP17s for the same patient ID Re-attending within 3 months - Adults	882	6,479	13.6%	17.7%	17.3%	16.7%
% of FP17s for the same patient ID Re-attending between 3 & 9 months - Children	1,055	2,007	52.6%	53.8%	58.9%	57.6%
% of FP17s for the same patient ID Re-attending between 3 & 9 months - Adults	3,157	6,479	48.7%	44.6%	52.2%	50.1%
% of FP17s for Band 1 Urgent Courses	711	8,466	8.4%	11.5%	9.2%	9.1%
% of FP17s Relating to Free Repair or Replacements	82	8,466	1.0%	0.9%	1.0%	0.8%
% of FP17s Relating to Continuations	76	8,466	0.9%	1.4%	1.4%	1.2%
% of Patients satisfied with the dentistry they have received	26	27	96.3%	93.9%	93.1%	92.8%
% of Patients satisfied with the time they had to wait for an appointment	27	27	100.0%	89.4%	89.5%	88.7%

* This is based on patients treated on this contract for their most recent course of treatment. Figures in italics indicate the base number of FP17s or Patient Questionnaire responses are less than 100. N/A is shown where the base number of responses is less than 10 during the period. % is calculated as Quantity/Base number*100

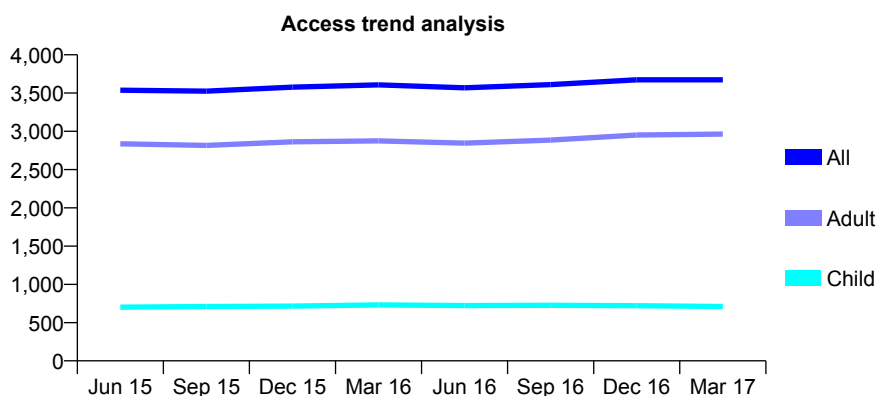
Q48 - Vital Signs At a Glance Contract Report for 161500/0001 - Year end March 2017

Name or company name	T & T Dental
Contract type name	GDS Contract
Purpose of contract	General
Contract start date	01/04/2010
Contract end date	

16/17 Contracted general activity (UDA)	13,652
Carry forward general activity (UDA)	0
16/17 Contracted orthodontic activity (UOA)	0
Carry forward orthodontic activity (UOA)	0
Baseline contract value	£348,264.95

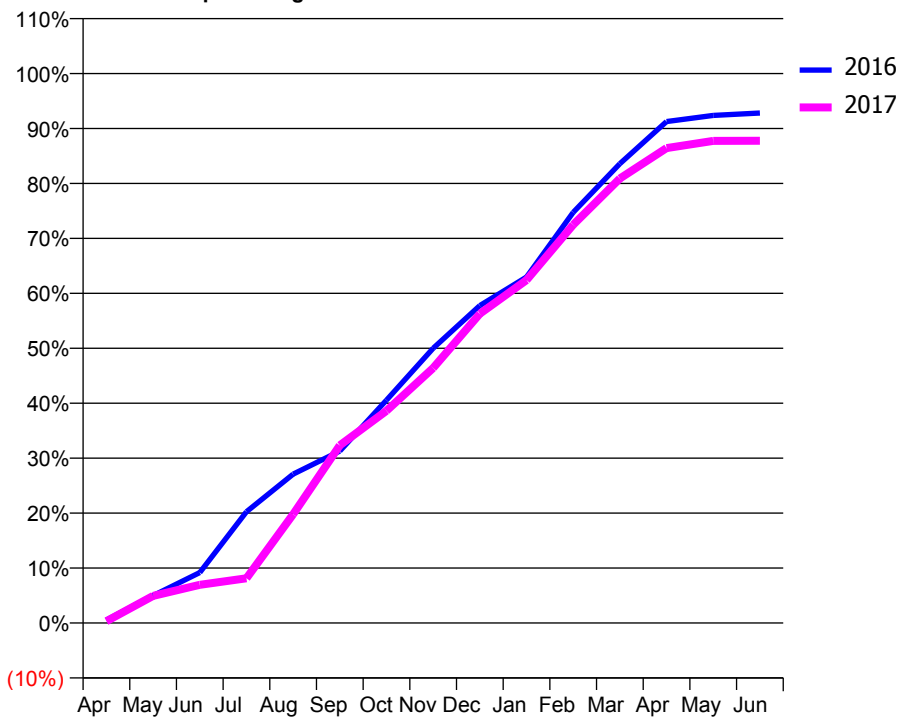
ACCESS*

Patients seen in 24 months	Total	Change since previous quarter
Quarter ending March 2016	3,607	
Quarter ending June 2016	3,569	↓
Quarter ending September 2016	3,611	→
Quarter ending December 2016	3,673	→
Quarter ending March 2017	3,673	→
Variance since March 2016	1.8%	→



ACTIVITY

Cumulative percentage of contracted UDA delivered 2016 & 2017



Month	Adjusted Scheduled Activity (UDA)	
	2016	2017
April	76	44
May	680	675
June	1,255	949
July	2,763	1,112
August	3,698	2,702
September	4,272	4,415
October	5,539	5,271
November	6,825	6,338
December	7,886	7,683
January	8,595	8,518
February	10,201	9,894
March	11,413	11,044
April	12,459	11,799
May	12,611	11,978
June	12,671	11,981

QUALITY

	Quantity	Base Number	Contract	AT	Region	England
% of FP17s for the same patient ID Re-attending within 3 months - Children	173	1,079	16.0%	12.4%	13.3%	12.3%
% of FP17s for the same patient ID Re-attending within 3 months - Adults	878	4,345	20.2%	17.7%	17.3%	16.7%
% of FP17s for the same patient ID Re-attending between 3 & 9 months - Children	552	1,079	51.2%	53.8%	58.9%	57.6%
% of FP17s for the same patient ID Re-attending between 3 & 9 months - Adults	2,170	4,345	49.9%	44.6%	52.2%	50.1%
% of FP17s for Band 1 Urgent Courses	673	5,272	12.8%	11.5%	9.2%	9.1%
% of FP17s Relating to Free Repair or Replacements	84	5,272	1.6%	0.9%	1.0%	0.8%
% of FP17s Relating to Continuations	71	5,272	1.3%	1.4%	1.4%	1.2%
% of Patients satisfied with the dentistry they have received	19	19	100.0%	93.9%	93.1%	92.8%
% of Patients satisfied with the time they had to wait for an appointment	18	19	94.7%	89.4%	89.5%	88.7%

* This is based on patients treated on this contract for their most recent course of treatment. Figures in italics indicate the base number of FP17s or Patient Questionnaire responses are less than 100. N/A is shown where the base number of responses is less than 10 during the period. % is calculated as Quantity/Base number*100

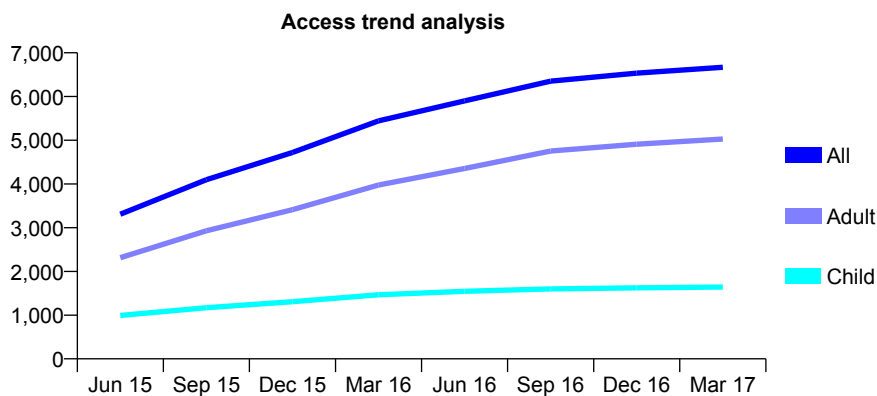
Q48 - Vital Signs At a Glance Contract Report for 165239/0001 - Year end March 2017

Name or company name	Ventre & Ventre Limited
Contract type name	GDS Contract
Purpose of contract	General and Orthodontic
Contract start date	01/11/2014
Contract end date	

16/17 Contracted general activity (UDA)	24,053
Carry forward general activity (UDA)	359
16/17 Contracted orthodontic activity (UOA)	400
Carry forward orthodontic activity (UOA)	0
Baseline contract value	£779,162.21

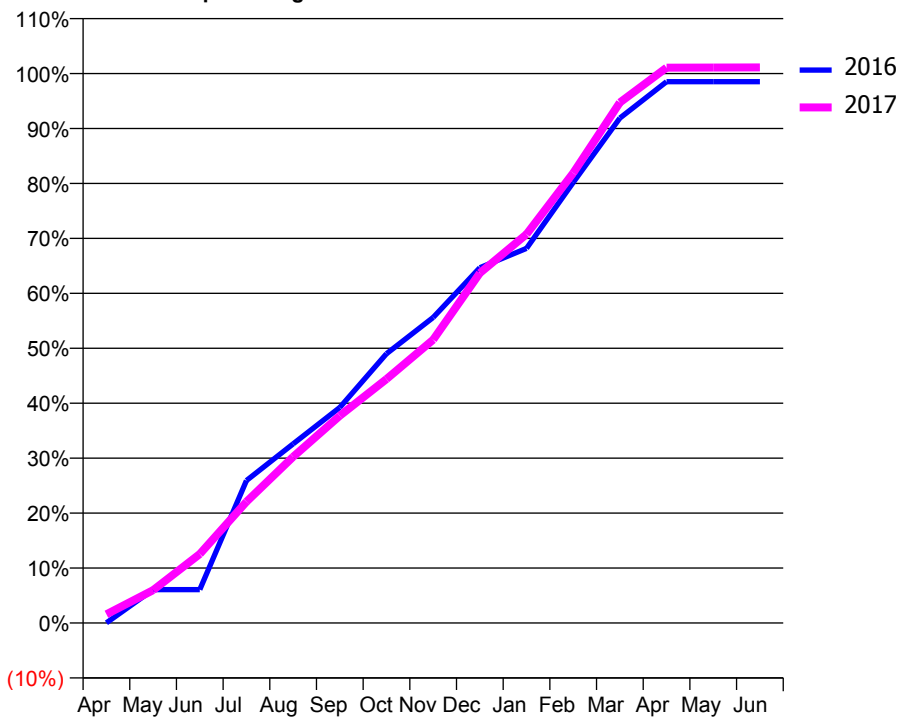
ACCESS*

Patients seen in 24 months	Total	Change since previous quarter
Quarter ending March 2016	5,443	
Quarter ending June 2016	5,899	↑
Quarter ending September 2016	6,353	↑
Quarter ending December 2016	6,535	↑
Quarter ending March 2017	6,669	↑
Variance since March 2016	22.5%	↑



ACTIVITY

Cumulative percentage of contracted UDA delivered 2016 & 2017



Adjusted Scheduled Activity (UDA)

Month	2016	2017
April	8	385
May	1,459	1,441
June	1,459	3,021
July	6,237	5,311
August	7,840	7,277
September	9,433	9,074
October	11,785	10,679
November	13,373	12,398
December	15,555	15,316
January	16,400	17,019
February	19,279	19,694
March	22,100	22,782
April	23,693	24,308
May	23,694	24,314
June	23,694	24,318

QUALITY

	Quantity	Base Number	Contract	AT	Region	England
% of FP17s for the same patient ID Re-attending within 3 months - Children	410	2,448	16.7%	12.4%	13.3%	12.3%
% of FP17s for the same patient ID Re-attending within 3 months - Adults	1,480	6,309	23.5%	17.7%	17.3%	16.7%
% of FP17s for the same patient ID Re-attending between 3 & 9 months - Children	1,159	2,448	47.3%	53.8%	58.9%	57.6%
% of FP17s for the same patient ID Re-attending between 3 & 9 months - Adults	2,235	6,309	35.4%	44.6%	52.2%	50.1%
% of FP17s for Band 1 Urgent Courses	1,643	8,640	19.0%	11.5%	9.2%	9.1%
% of FP17s Relating to Free Repair or Replacements	82	8,640	0.9%	0.9%	1.0%	0.8%
% of FP17s Relating to Continuations	92	8,640	1.1%	1.4%	1.4%	1.2%
% of Patients satisfied with the dentistry they have received	8	8	N/A	93.9%	93.1%	92.8%
% of Patients satisfied with the time they had to wait for an appointment	7	8	N/A	89.4%	89.5%	88.7%

* This is based on patients treated on this contract for their most recent course of treatment. Figures in italics indicate the base number of FP17s or Patient Questionnaire responses are less than 100. N/A is shown where the base number of responses is less than 10 during the period. % is calculated as Quantity/Base number*100

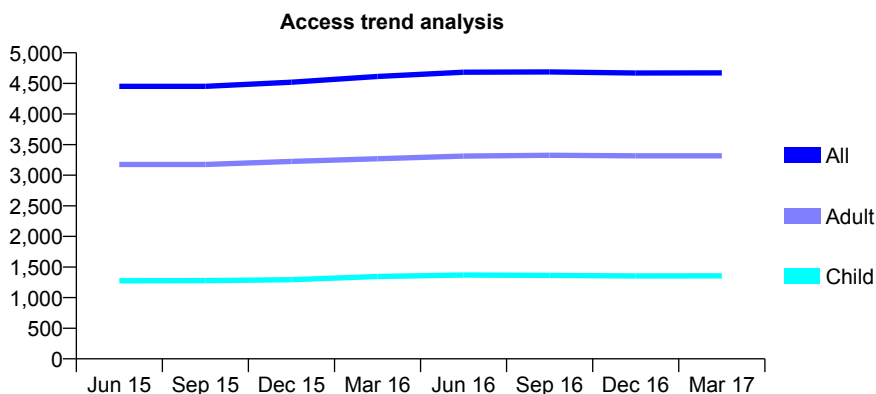
Q48 - Vital Signs At a Glance Contract Report for 166731/0001 - Year end March 2017

Name or company name	Dental Elements
Contract type name	GDS Contract
Purpose of contract	General
Contract start date	30/03/2012
Contract end date	

16/17 Contracted general activity (UDA)	13,000
Carry forward general activity (UDA)	120
16/17 Contracted orthodontic activity (UOA)	0
Carry forward orthodontic activity (UOA)	0
Baseline contract value	£385,035.77

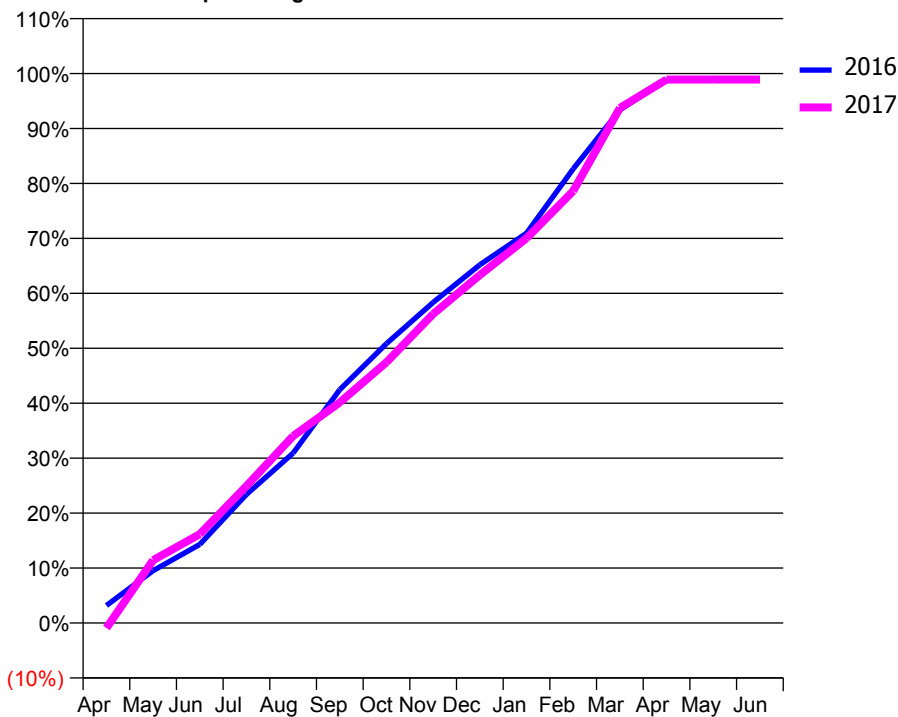
ACCESS*

Patients seen in 24 months	Total	Change since previous quarter
Quarter ending March 2016	4,613	
Quarter ending June 2016	4,683	→
Quarter ending September 2016	4,688	→
Quarter ending December 2016	4,671	→
Quarter ending March 2017	4,673	→
Variance since March 2016	1.3%	→



ACTIVITY

Cumulative percentage of contracted UDA delivered 2016 & 2017



Adjusted Scheduled Activity (UDA)

Month	2016	2017
April	415	-120
May	1,238	1,487
June	1,861	2,104
July	3,043	3,241
August	4,019	4,424
September	5,522	5,221
October	6,611	6,170
November	7,584	7,312
December	8,476	8,231
January	9,221	9,103
February	10,743	10,219
March	12,138	12,184
April	12,864	12,857
May	12,880	12,857
June	12,880	12,857

QUALITY

	Quantity	Base Number	Contract	AT	Region	England
% of FP17s for the same patient ID Re-attending within 3 months - Children	191	2,147	8.9%	12.4%	13.3%	12.3%
% of FP17s for the same patient ID Re-attending within 3 months - Adults	696	4,139	16.8%	17.7%	17.3%	16.7%
% of FP17s for the same patient ID Re-attending between 3 & 9 months - Children	1,132	2,147	52.7%	53.8%	58.9%	57.6%
% of FP17s for the same patient ID Re-attending between 3 & 9 months - Adults	1,738	4,139	42.0%	44.6%	52.2%	50.1%
% of FP17s for Band 1 Urgent Courses	379	6,210	6.1%	11.5%	9.2%	9.1%
% of FP17s Relating to Free Repair or Replacements	65	6,210	1.0%	0.9%	1.0%	0.8%
% of FP17s Relating to Continuations	189	6,210	3.0%	1.4%	1.4%	1.2%
% of Patients satisfied with the dentistry they have received	9	9	N/A	93.9%	93.1%	92.8%
% of Patients satisfied with the time they had to wait for an appointment	9	9	N/A	89.4%	89.5%	88.7%

* This is based on patients treated on this contract for their most recent course of treatment. Figures in italics indicate the base number of FP17s or Patient Questionnaire responses are less than 100. N/A is shown where the base number of responses is less than 10 during the period. % is calculated as Quantity/Base number*100

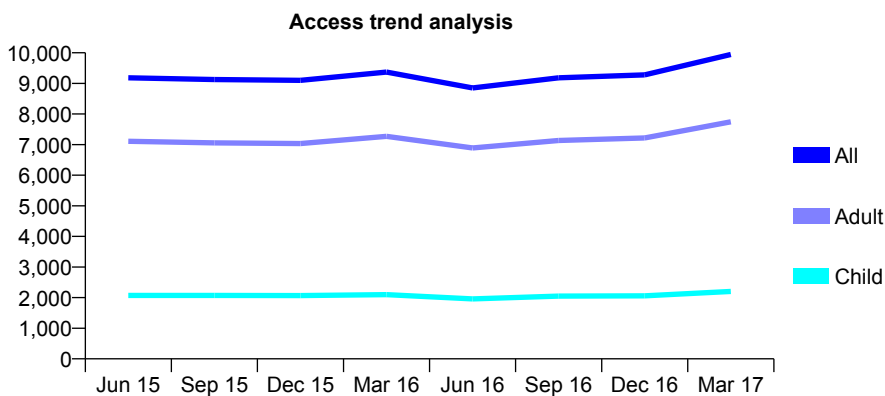
Q48 - Vital Signs At a Glance Contract Report for 169196/0001 - Year end March 2017

Name or company name	Zein and Alraslani
Contract type name	GDS Contract
Purpose of contract	General
Contract start date	01/06/2012
Contract end date	

16/17 Contracted general activity (UDA)	34,141
Carry forward general activity (UDA)	0
16/17 Contracted orthodontic activity (UOA)	0
Carry forward orthodontic activity (UOA)	0
Baseline contract value	£915,925.91

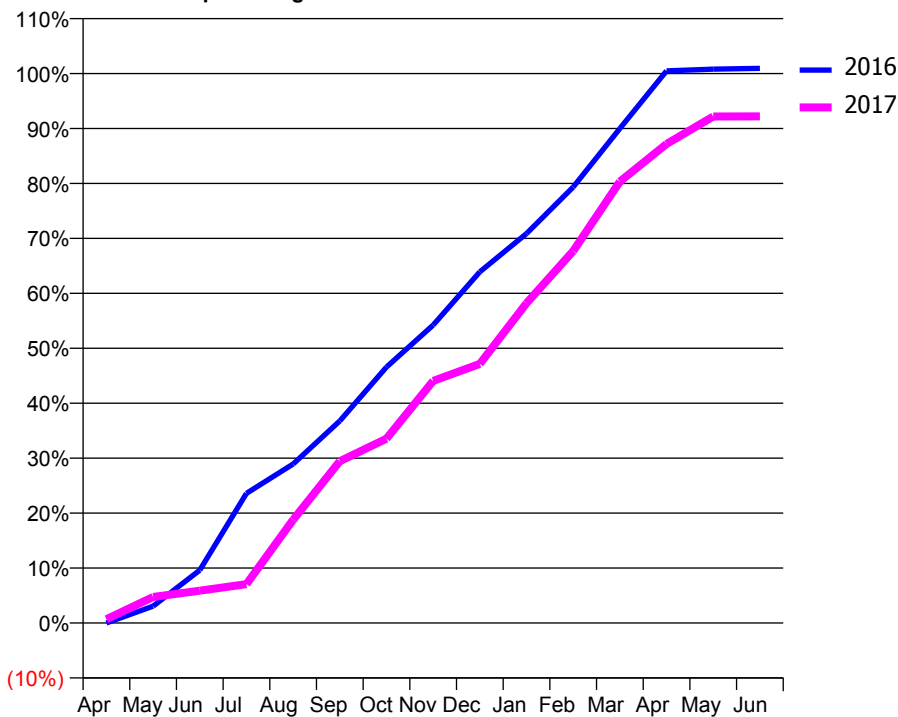
ACCESS*

Patients seen in 24 months	Total	Change since previous quarter
Quarter ending March 2016	9,369	
Quarter ending June 2016	8,853	↓
Quarter ending September 2016	9,185	↑
Quarter ending December 2016	9,279	→
Quarter ending March 2017	9,947	↑
Variance since March 2016	6.2%	↑



ACTIVITY

Cumulative percentage of contracted UDA delivered 2016 & 2017



Month	Adjusted Scheduled Activity (UDA)	
	2016	2017
April	0	236
May	924	1,616
June	2,885	2,006
July	7,081	2,418
August	8,685	6,416
September	11,033	10,055
October	13,975	11,454
November	16,267	15,044
December	19,170	16,100
January	21,265	19,869
February	23,800	23,113
March	26,998	27,427
April	30,141	29,761
May	30,237	31,473
June	30,283	31,477

QUALITY

	Quantity	Base Number	Contract	AT	Region	England
% of FP17s for the same patient ID Re-attending within 3 months - Children	245	2,718	9.0%	12.4%	13.3%	12.3%
% of FP17s for the same patient ID Re-attending within 3 months - Adults	1,454	8,628	16.9%	17.7%	17.3%	16.7%
% of FP17s for the same patient ID Re-attending between 3 & 9 months - Children	1,091	2,718	40.1%	53.8%	58.9%	57.6%
% of FP17s for the same patient ID Re-attending between 3 & 9 months - Adults	2,458	8,628	28.5%	44.6%	52.2%	50.1%
% of FP17s for Band 1 Urgent Courses	2,113	11,678	18.1%	11.5%	9.2%	9.1%
% of FP17s Relating to Free Repair or Replacements	142	11,678	1.2%	0.9%	1.0%	0.8%
% of FP17s Relating to Continuations	55	11,678	0.5%	1.4%	1.4%	1.2%
% of Patients satisfied with the dentistry they have received	18	18	100.0%	93.9%	93.1%	92.8%
% of Patients satisfied with the time they had to wait for an appointment	14	18	77.8%	89.4%	89.5%	88.7%

* This is based on patients treated on this contract for their most recent course of treatment. Figures in italics indicate the base number of FP17s or Patient Questionnaire responses are less than 100. N/A is shown where the base number of responses is less than 10 during the period. % is calculated as Quantity/Base number*100

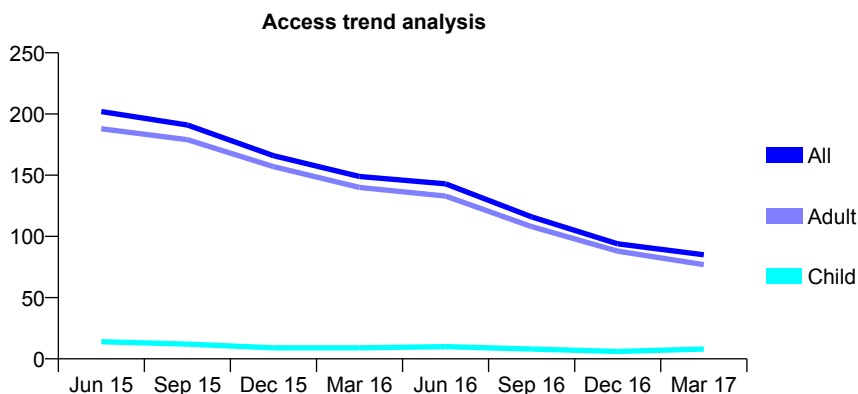
Q48 - Vital Signs At a Glance Contract Report for 169196/0002 - Year end March 2017

Name or company name	Zein and Alraslani
Contract type name	GDS Contract
Purpose of contract	General
Contract start date	01/09/2013
Contract end date	01/06/2016

16/17 Contracted general activity (UDA)	333
Carry forward general activity (UDA)	0
16/17 Contracted orthodontic activity (UOA)	0
Carry forward orthodontic activity (UOA)	0
Baseline contract value	£0.00

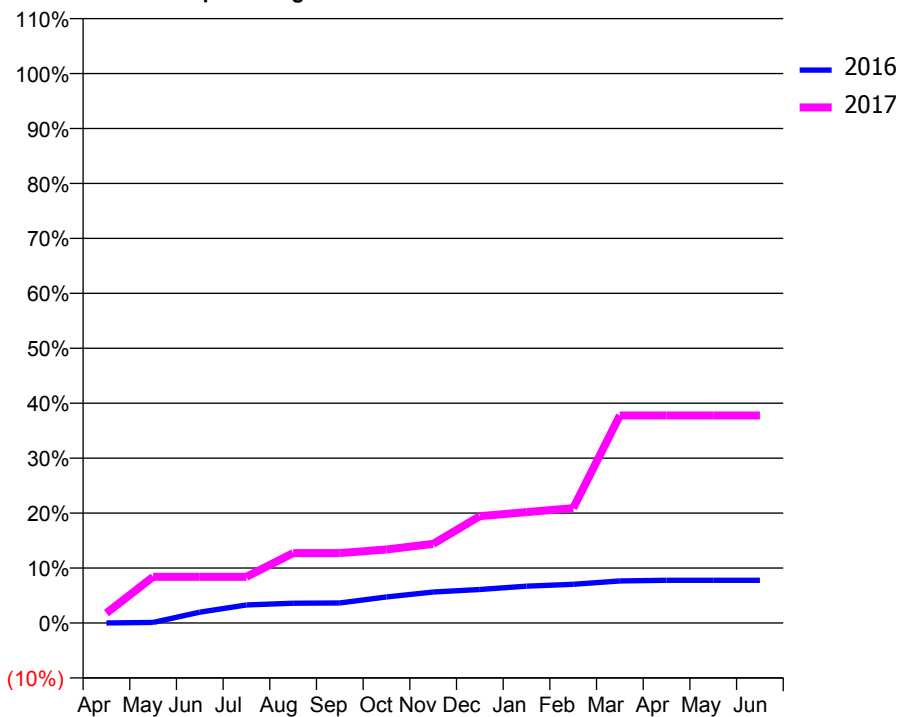
ACCESS*

Patients seen in 24 months	Total	Change since previous quarter
Quarter ending March 2016	149	
Quarter ending June 2016	143	↓
Quarter ending September 2016	116	↓
Quarter ending December 2016	94	↓
Quarter ending March 2017	85	↓
Variance since March 2016	(43.0%)	↓



ACTIVITY

Cumulative percentage of contracted UDA delivered 2016 & 2017



Adjusted Scheduled Activity (UDA)

Month	2016	2017
April	0	6
May	2	28
June	40	28
July	66	28
August	72	42
September	73	42
October	95	45
November	113	48
December	122	65
January	134	67
February	141	70
March	153	126
April	155	126
May	155	126
June	155	126

QUALITY

	Quantity	Base Number	Contract	AT	Region	England
% of FP17s for the same patient ID Re-attending within 3 months - Children	0	7	0.0%	12.4%	13.3%	12.3%
% of FP17s for the same patient ID Re-attending within 3 months - Adults	1	92	1.1%	17.7%	17.3%	16.7%
% of FP17s for the same patient ID Re-attending between 3 & 9 months - Children	0	7	0.0%	53.8%	58.9%	57.6%
% of FP17s for the same patient ID Re-attending between 3 & 9 months - Adults	0	92	0.0%	44.6%	52.2%	50.1%
% of FP17s for Band 1 Urgent Courses	84	92	91.3%	11.5%	9.2%	9.1%
% of FP17s Relating to Free Repair or Replacements	0	92	0.0%	0.9%	1.0%	0.8%
% of FP17s Relating to Continuations	0	92	0.0%	1.4%	1.4%	1.2%
% of Patients satisfied with the dentistry they have received	0	0	N/A	93.9%	93.1%	92.8%
% of Patients satisfied with the time they had to wait for an appointment	0	0	N/A	89.4%	89.5%	88.7%

* This is based on patients treated on this contract for their most recent course of treatment. Figures in italics indicate the base number of FP17s or Patient Questionnaire responses are less than 100. N/A is shown where the base number of responses is less than 10 during the period. % is calculated as Quantity/Base number*100

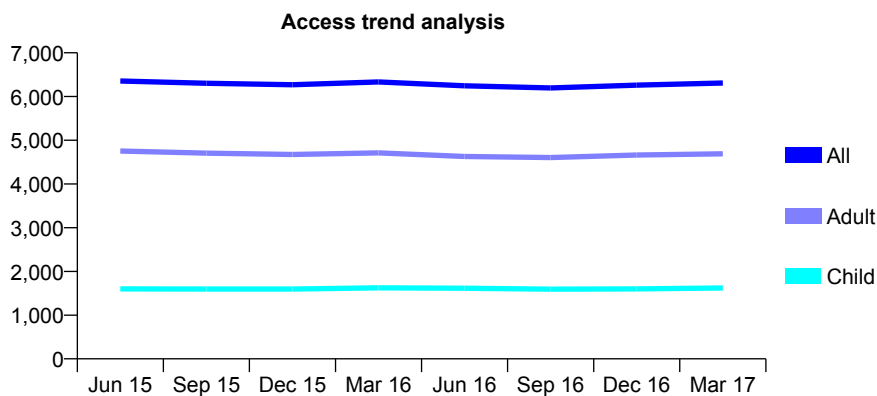
Q48 - Vital Signs At a Glance Contract Report for 170119/0001 - Year end March 2017

Name or company name	Halton Road Family Dental Practice
Contract type name	GDS Contract
Purpose of contract	General
Contract start date	30/03/2012
Contract end date	

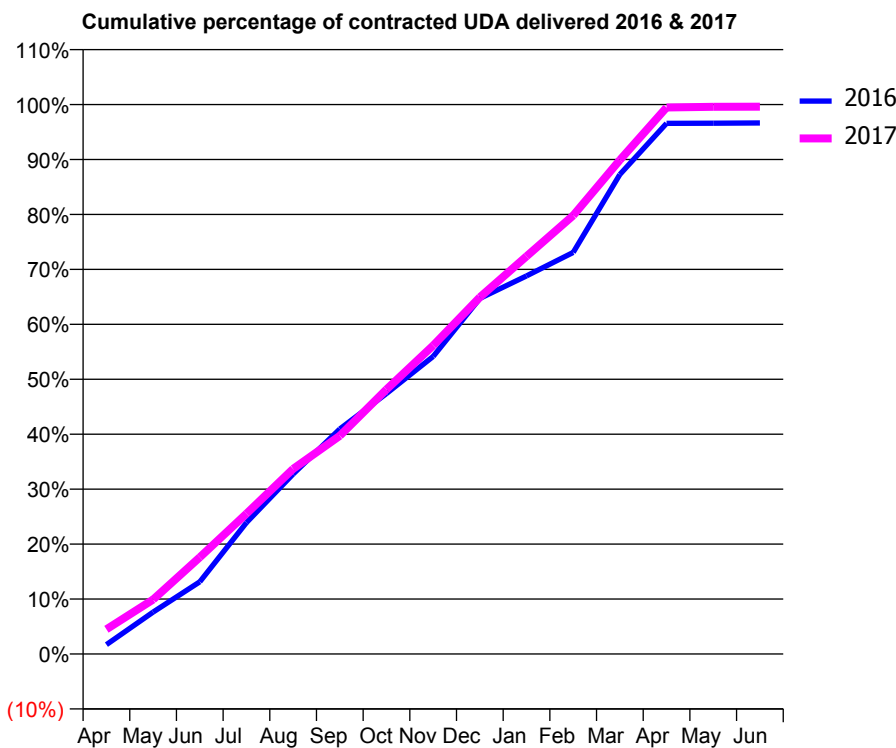
16/17 Contracted general activity (UDA)	20,500
Carry forward general activity (UDA)	-687
16/17 Contracted orthodontic activity (UOA)	0
Carry forward orthodontic activity (UOA)	0
Baseline contract value	£462,473.21

ACCESS*

Patients seen in 24 months	Total	Change since previous quarter
Quarter ending March 2016	6,334	
Quarter ending June 2016	6,244	↓
Quarter ending September 2016	6,196	→
Quarter ending December 2016	6,260	→
Quarter ending March 2017	6,310	→
Variance since March 2016	(0.4%)	→



ACTIVITY



Month	Adjusted Scheduled Activity (UDA)	
	2016	2017
April	352	923
May	1,562	2,030
June	2,693	3,610
July	4,902	5,238
August	6,715	6,908
September	8,395	8,141
October	9,718	9,872
November	11,100	11,508
December	13,266	13,312
January	14,106	14,839
February	14,982	16,361
March	17,893	18,426
April	19,795	20,390
May	19,802	20,415
June	19,813	20,419

QUALITY

	Quantity	Base Number	Contract	AT	Region	England
% of FP17s for the same patient ID Re-attending within 3 months - Children	139	2,187	6.4%	12.4%	13.3%	12.3%
% of FP17s for the same patient ID Re-attending within 3 months - Adults	949	6,028	15.7%	17.7%	17.3%	16.7%
% of FP17s for the same patient ID Re-attending between 3 & 9 months - Children	1,222	2,187	55.9%	53.8%	58.9%	57.6%
% of FP17s for the same patient ID Re-attending between 3 & 9 months - Adults	2,878	6,028	47.7%	44.6%	52.2%	50.1%
% of FP17s for Band 1 Urgent Courses	615	8,279	7.4%	11.5%	9.2%	9.1%
% of FP17s Relating to Free Repair or Replacements	73	8,279	0.9%	0.9%	1.0%	0.8%
% of FP17s Relating to Continuations	283	8,279	3.4%	1.4%	1.4%	1.2%
% of Patients satisfied with the dentistry they have received	17	17	100.0%	93.9%	93.1%	92.8%
% of Patients satisfied with the time they had to wait for an appointment	17	17	100.0%	89.4%	89.5%	88.7%

* This is based on patients treated on this contract for their most recent course of treatment. Figures in italics indicate the base number of FP17s or Patient Questionnaire responses are less than 100. N/A is shown where the base number of responses is less than 10 during the period. % is calculated as Quantity/Base number*100

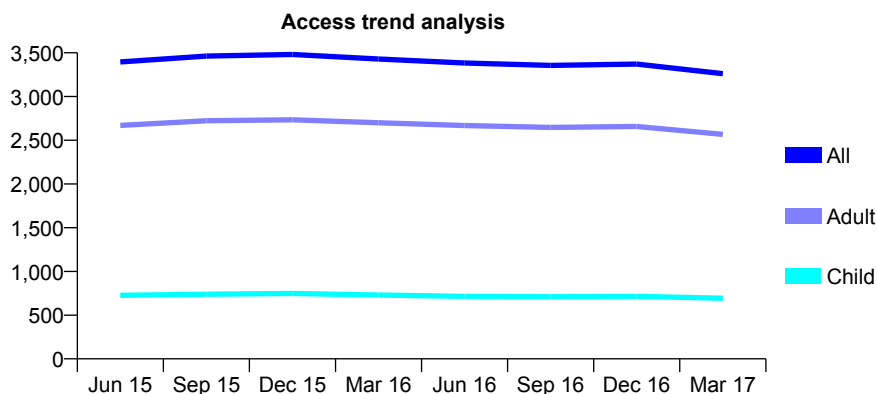
Q48 - Vital Signs At a Glance Contract Report for 170291/0001 - Year end March 2017

Name or company name	Thornton Dental Practice
Contract type name	PDS Contract
Purpose of contract	General
Contract start date	01/04/2011
Contract end date	31/03/2021

16/17 Contracted general activity (UDA)	11,716
Carry forward general activity (UDA)	324
16/17 Contracted orthodontic activity (UOA)	0
Carry forward orthodontic activity (UOA)	0
Baseline contract value	£365,733.71

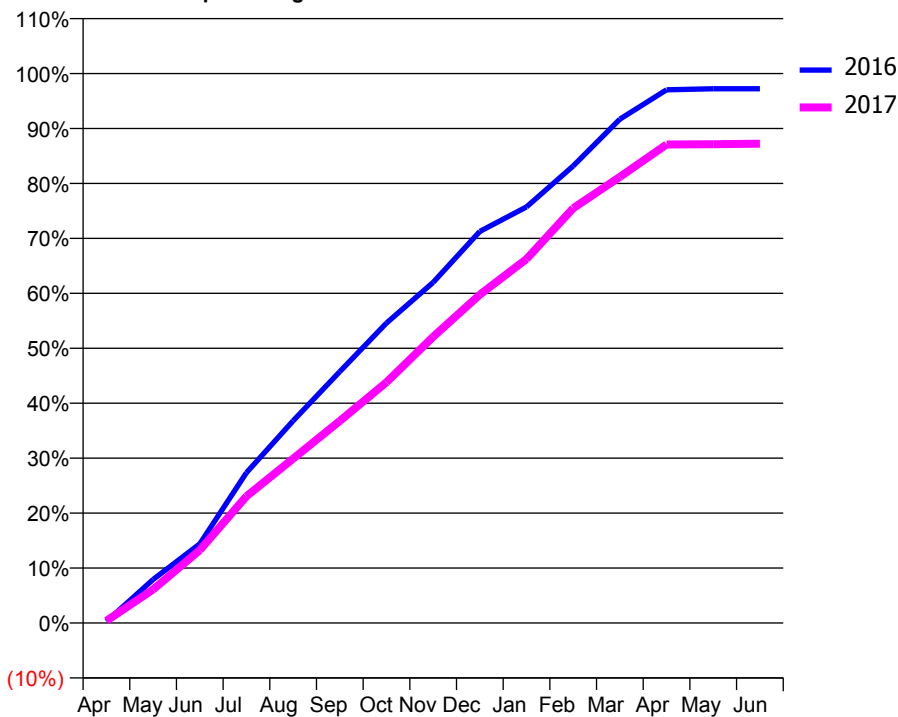
ACCESS*

Patients seen in 24 months	Total	Change since previous quarter
Quarter ending March 2016	3,429	
Quarter ending June 2016	3,383	↓
Quarter ending September 2016	3,356	→
Quarter ending December 2016	3,371	→
Quarter ending March 2017	3,261	↓
Variance since March 2016	(4.9%)	↓



ACTIVITY

Cumulative percentage of contracted UDA delivered 2016 & 2017



Adjusted Scheduled Activity (UDA)

Month	2016	2017
April	32	47
May	930	714
June	1,687	1,553
July	3,205	2,704
August	4,313	3,505
September	5,362	4,308
October	6,396	5,134
November	7,262	6,104
December	8,350	7,000
January	8,873	7,760
February	9,744	8,842
March	10,742	9,511
April	11,369	10,203
May	11,392	10,208
June	11,392	10,221

QUALITY

	Quantity	Base Number	Contract	AT	Region	England
% of FP17s for the same patient ID Re-attending within 3 months - Children	92	911	10.1%	12.4%	13.3%	12.3%
% of FP17s for the same patient ID Re-attending within 3 months - Adults	674	3,141	21.5%	17.7%	17.3%	16.7%
% of FP17s for the same patient ID Re-attending between 3 & 9 months - Children	444	911	48.7%	53.8%	58.9%	57.6%
% of FP17s for the same patient ID Re-attending between 3 & 9 months - Adults	1,251	3,141	39.8%	44.6%	52.2%	50.1%
% of FP17s for Band 1 Urgent Courses	688	4,127	16.7%	11.5%	9.2%	9.1%
% of FP17s Relating to Free Repair or Replacements	114	4,127	2.8%	0.9%	1.0%	0.8%
% of FP17s Relating to Continuations	117	4,127	2.8%	1.4%	1.4%	1.2%
% of Patients satisfied with the dentistry they have received	10	10	100.0%	93.9%	93.1%	92.8%
% of Patients satisfied with the time they had to wait for an appointment	8	10	80.0%	89.4%	89.5%	88.7%

* This is based on patients treated on this contract for their most recent course of treatment. Figures in italics indicate the base number of FP17s or Patient Questionnaire responses are less than 100. N/A is shown where the base number of responses is less than 10 during the period. % is calculated as Quantity/Base number*100

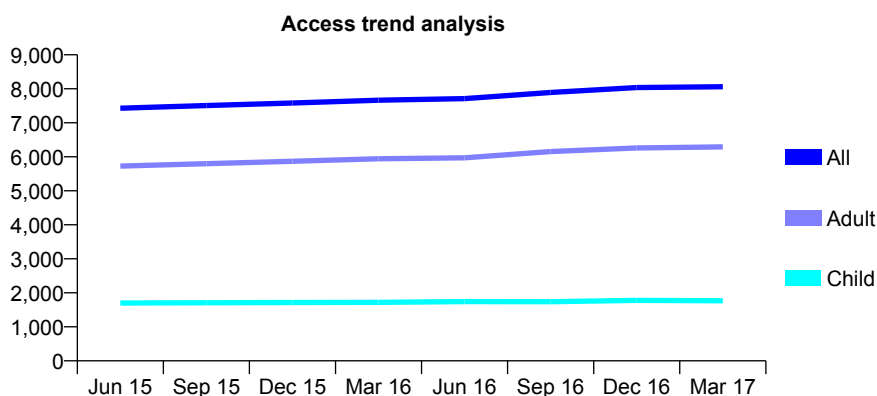
Q48 - Vital Signs At a Glance Contract Report for 171220/0001 - Year end March 2017

Name or company name	L G Woodgate Ltd
Contract type name	GDS Contract
Purpose of contract	General
Contract start date	01/01/2011
Contract end date	

16/17 Contracted general activity (UDA)	27,000
Carry forward general activity (UDA)	0
16/17 Contracted orthodontic activity (UOA)	0
Carry forward orthodontic activity (UOA)	0
Baseline contract value	£672,758.07

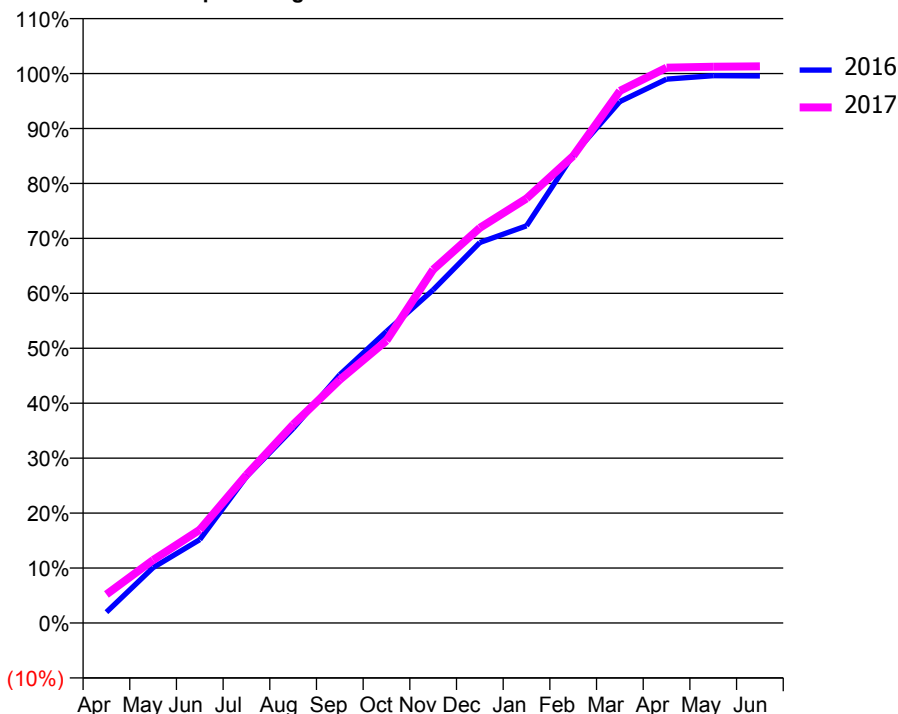
ACCESS*

Patients seen in 24 months	Total	Change since previous quarter
Quarter ending March 2016	7,665	
Quarter ending June 2016	7,712	→
Quarter ending September 2016	7,894	↑
Quarter ending December 2016	8,038	→
Quarter ending March 2017	8,060	→
Variance since March 2016	5.2%	↑



ACTIVITY

Cumulative percentage of contracted UDA delivered 2016 & 2017



Adjusted Scheduled Activity (UDA)

Month	2016	2017
April	536	1,407
May	2,721	3,099
June	4,099	4,585
July	7,193	7,280
August	9,558	9,755
September	12,203	11,955
October	14,324	13,876
November	16,373	17,366
December	18,698	19,415
January	19,517	20,860
February	23,000	22,948
March	25,625	26,145
April	26,724	27,288
May	26,890	27,330
June	26,878	27,352

QUALITY

	Quantity	Base Number	Contract	AT	Region	England
% of FP17s for the same patient ID Re-attending within 3 months - Children	259	2,868	9.0%	12.4%	13.3%	12.3%
% of FP17s for the same patient ID Re-attending within 3 months - Adults	1,725	8,575	20.1%	17.7%	17.3%	16.7%
% of FP17s for the same patient ID Re-attending between 3 & 9 months - Children	1,738	2,868	60.6%	53.8%	58.9%	57.6%
% of FP17s for the same patient ID Re-attending between 3 & 9 months - Adults	3,972	8,575	46.3%	44.6%	52.2%	50.1%
% of FP17s for Band 1 Urgent Courses	2,201	11,506	19.1%	11.5%	9.2%	9.1%
% of FP17s Relating to Free Repair or Replacements	352	11,506	3.1%	0.9%	1.0%	0.8%
% of FP17s Relating to Continuations	34	11,506	0.3%	1.4%	1.4%	1.2%
% of Patients satisfied with the dentistry they have received	19	20	95.0%	93.9%	93.1%	92.8%
% of Patients satisfied with the time they had to wait for an appointment	20	20	100.0%	89.4%	89.5%	88.7%

* This is based on patients treated on this contract for their most recent course of treatment. Figures in italics indicate the base number of FP17s or Patient Questionnaire responses are less than 100. N/A is shown where the base number of responses is less than 10 during the period. % is calculated as Quantity/Base number*100

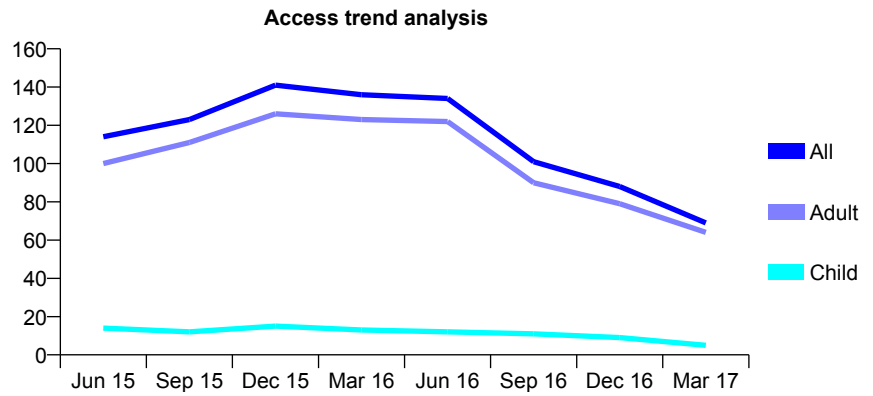
Q48 - Vital Signs At a Glance Contract Report for 171220/0003 - Year end March 2017

Name or company name	L G Woodgate Ltd
Contract type name	PDS Contract
Purpose of contract	General
Contract start date	01/04/2013
Contract end date	31/05/2016

16/17 Contracted general activity (UDA)	260
Carry forward general activity (UDA)	0
16/17 Contracted orthodontic activity (UOA)	0
Carry forward orthodontic activity (UOA)	0
Baseline contract value	£6,774.39

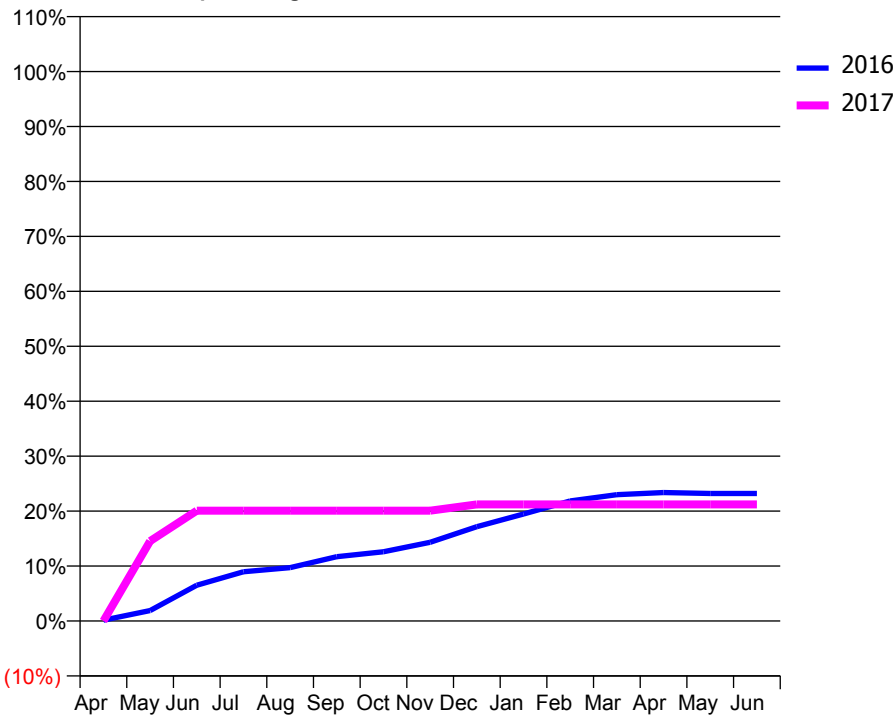
ACCESS*

Patients seen in 24 months	Total	Change since previous quarter
Quarter ending March 2016	136	
Quarter ending June 2016	134	↓
Quarter ending September 2016	101	↓
Quarter ending December 2016	88	↓
Quarter ending March 2017	69	↓
Variance since March 2016	(49.3%)	↓



ACTIVITY

Cumulative percentage of contracted UDA delivered 2016 & 2017



Month	Adjusted Scheduled Activity (UDA)	
	2016	2017
April	2	0
May	30	38
June	102	52
July	140	52
August	152	52
September	183	52
October	197	52
November	224	52
December	268	55
January	304	55
February	341	55
March	359	55
April	365	55
May	362	55
June	362	55

QUALITY

	Quantity	Base Number	Contract	AT	Region	England
% of FP17s for the same patient ID Re-attending within 3 months - Children	0	7	0.0%	12.4%	13.3%	12.3%
% of FP17s for the same patient ID Re-attending within 3 months - Adults	0	37	0.0%	17.7%	17.3%	16.7%
% of FP17s for the same patient ID Re-attending between 3 & 9 months - Children	0	7	0.0%	53.8%	58.9%	57.6%
% of FP17s for the same patient ID Re-attending between 3 & 9 months - Adults	0	37	0.0%	44.6%	52.2%	50.1%
% of FP17s for Band 1 Urgent Courses	36	40	90.0%	11.5%	9.2%	9.1%
% of FP17s Relating to Free Repair or Replacements	1	40	2.5%	0.9%	1.0%	0.8%
% of FP17s Relating to Continuations	0	40	0.0%	1.4%	1.4%	1.2%
% of Patients satisfied with the dentistry they have received	0	0	N/A	93.9%	93.1%	92.8%
% of Patients satisfied with the time they had to wait for an appointment	0	0	N/A	89.4%	89.5%	88.7%

* This is based on patients treated on this contract for their most recent course of treatment. Figures in italics indicate the base number of FP17s or Patient Questionnaire responses are less than 100. N/A is shown where the base number of responses is less than 10 during the period. % is calculated as Quantity/Base number*100

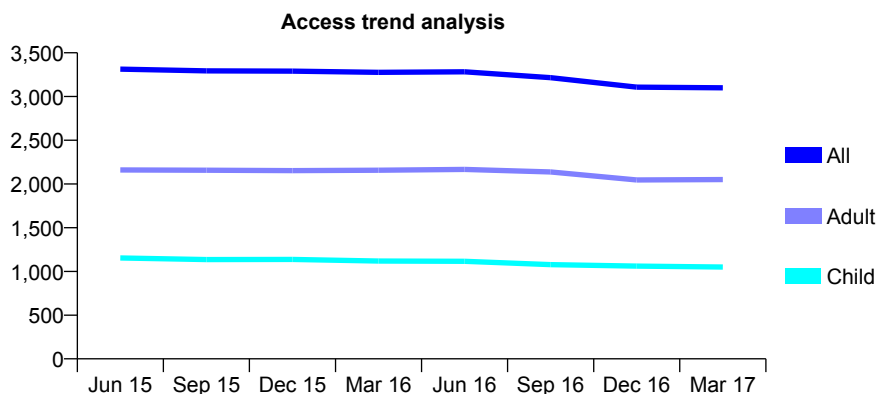
Q48 - Vital Signs At a Glance Contract Report for 171808/0001 - Year end March 2017

Name or company name	Hunts Cross D C Limited
Contract type name	GDS Contract
Purpose of contract	General
Contract start date	01/11/2011
Contract end date	

16/17 Contracted general activity (UDA)	7,129
Carry forward general activity (UDA)	0
16/17 Contracted orthodontic activity (UOA)	0
Carry forward orthodontic activity (UOA)	0
Baseline contract value	£185,103.21

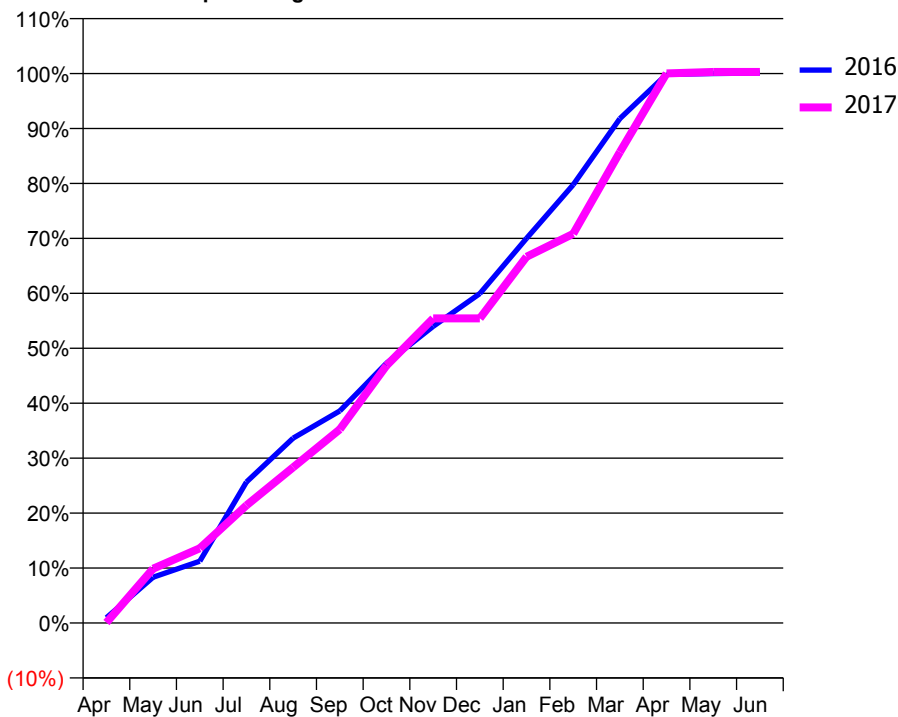
ACCESS*

Patients seen in 24 months	Total	Change since previous quarter
Quarter ending March 2016	3,276	
Quarter ending June 2016	3,282	→
Quarter ending September 2016	3,215	↓
Quarter ending December 2016	3,107	↓
Quarter ending March 2017	3,100	→
Variance since March 2016	(5.4%)	↓



ACTIVITY

Cumulative percentage of contracted UDA delivered 2016 & 2017



Adjusted Scheduled Activity (UDA)

Month	2016	2017
April	68	6
May	595	706
June	802	970
July	1,830	1,526
August	2,398	2,020
September	2,752	2,513
October	3,371	3,340
November	3,849	3,951
December	4,274	3,951
January	4,991	4,751
February	5,685	5,049
March	6,544	6,109
April	7,118	7,130
May	7,129	7,150
June	7,135	7,150

QUALITY

	Quantity	Base Number	Contract	AT	Region	England
% of FP17s for the same patient ID Re-attending within 3 months - Children	190	1,569	12.1%	12.4%	13.3%	12.3%
% of FP17s for the same patient ID Re-attending within 3 months - Adults	413	2,299	18.0%	17.7%	17.3%	16.7%
% of FP17s for the same patient ID Re-attending between 3 & 9 months - Children	803	1,569	51.2%	53.8%	58.9%	57.6%
% of FP17s for the same patient ID Re-attending between 3 & 9 months - Adults	925	2,299	40.2%	44.6%	52.2%	50.1%
% of FP17s for Band 1 Urgent Courses	453	3,055	14.8%	11.5%	9.2%	9.1%
% of FP17s Relating to Free Repair or Replacements	36	3,055	1.2%	0.9%	1.0%	0.8%
% of FP17s Relating to Continuations	10	3,055	0.3%	1.4%	1.4%	1.2%
% of Patients satisfied with the dentistry they have received	2	2	N/A	93.9%	93.1%	92.8%
% of Patients satisfied with the time they had to wait for an appointment	1	2	N/A	89.4%	89.5%	88.7%

* This is based on patients treated on this contract for their most recent course of treatment. Figures in italics indicate the base number of FP17s or Patient Questionnaire responses are less than 100. N/A is shown where the base number of responses is less than 10 during the period. % is calculated as Quantity/Base number*100

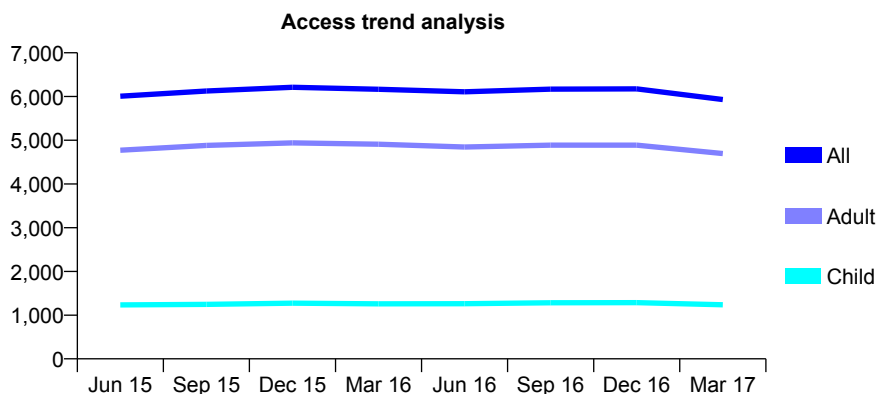
Q48 - Vital Signs At a Glance Contract Report for 171859/0002 - Year end March 2017

Name or company name	Oak Dental Care Limited
Contract type name	GDS Contract
Purpose of contract	General and Orthodontic
Contract start date	01/09/2007
Contract end date	

16/17 Contracted general activity (UDA)	17,512
Carry forward general activity (UDA)	0
16/17 Contracted orthodontic activity (UOA)	300
Carry forward orthodontic activity (UOA)	0
Baseline contract value	£530,051.50

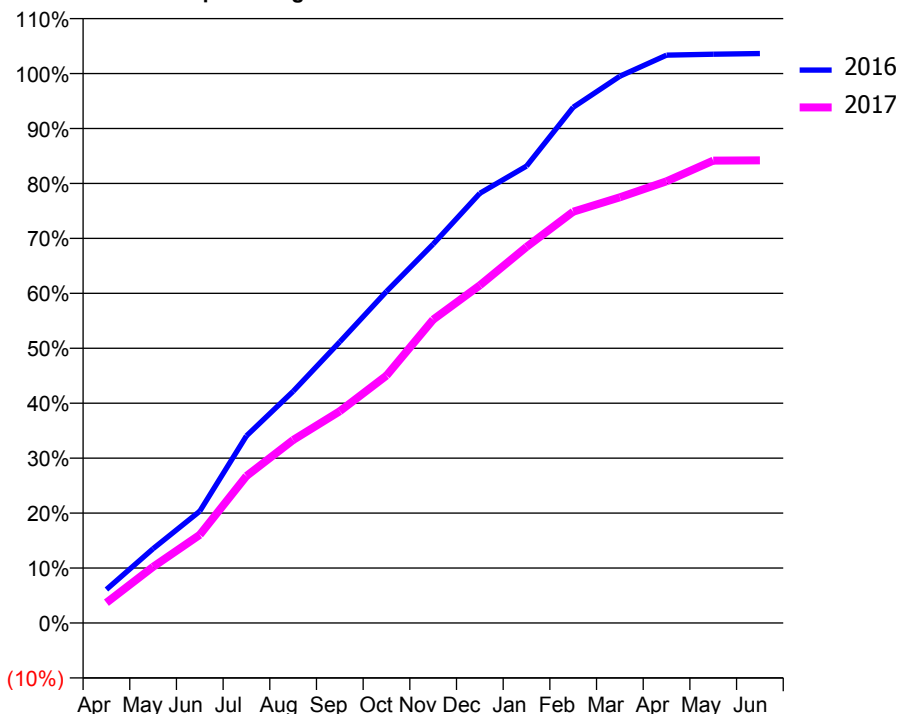
ACCESS*

Patients seen in 24 months	Total	Change since previous quarter
Quarter ending March 2016	6,166	
Quarter ending June 2016	6,108	→
Quarter ending September 2016	6,169	→
Quarter ending December 2016	6,176	→
Quarter ending March 2017	5,931	↓
Variance since March 2016	(3.8%)	↓



ACTIVITY

Cumulative percentage of contracted UDA delivered 2016 & 2017



Month	Adjusted Scheduled Activity (UDA)	
	2016	2017
April	1,068	649
May	2,371	1,791
June	3,563	2,811
July	5,966	4,687
August	7,384	5,834
September	8,961	6,752
October	10,569	7,886
November	12,073	9,669
December	13,695	10,762
January	14,560	11,988
February	16,436	13,108
March	17,424	13,568
April	18,096	14,077
May	18,127	14,735
June	18,150	14,744

QUALITY

	Quantity	Base Number	Contract	AT	Region	England
% of FP17s for the same patient ID Re-attending within 3 months - Children	152	1,433	10.6%	12.4%	13.3%	12.3%
% of FP17s for the same patient ID Re-attending within 3 months - Adults	653	4,508	14.5%	17.7%	17.3%	16.7%
% of FP17s for the same patient ID Re-attending between 3 & 9 months - Children	553	1,433	38.6%	53.8%	58.9%	57.6%
% of FP17s for the same patient ID Re-attending between 3 & 9 months - Adults	1,356	4,508	30.1%	44.6%	52.2%	50.1%
% of FP17s for Band 1 Urgent Courses	759	6,084	12.5%	11.5%	9.2%	9.1%
% of FP17s Relating to Free Repair or Replacements	4	6,084	0.1%	0.9%	1.0%	0.8%
% of FP17s Relating to Continuations	77	6,084	1.3%	1.4%	1.4%	1.2%
% of Patients satisfied with the dentistry they have received	6	8	N/A	93.9%	93.1%	92.8%
% of Patients satisfied with the time they had to wait for an appointment	6	8	N/A	89.4%	89.5%	88.7%

* This is based on patients treated on this contract for their most recent course of treatment. Figures in italics indicate the base number of FP17s or Patient Questionnaire responses are less than 100. N/A is shown where the base number of responses is less than 10 during the period. % is calculated as Quantity/Base number*100

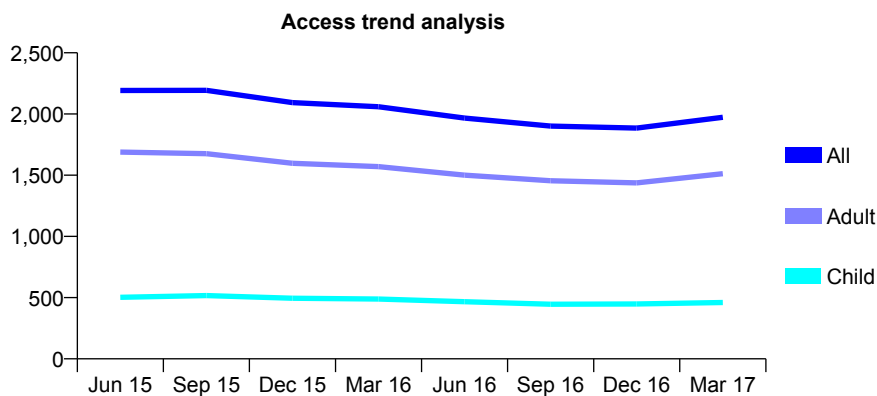
Q48 - Vital Signs At a Glance Contract Report for 171859/0005 - Year end March 2017

Name or company name	Oak Dental Care Limited
Contract type name	GDS Contract
Purpose of contract	General
Contract start date	09/07/2012
Contract end date	

16/17 Contracted general activity (UDA)	6,307
Carry forward general activity (UDA)	30
16/17 Contracted orthodontic activity (UOA)	0
Carry forward orthodontic activity (UOA)	0
Baseline contract value	£187,370.52

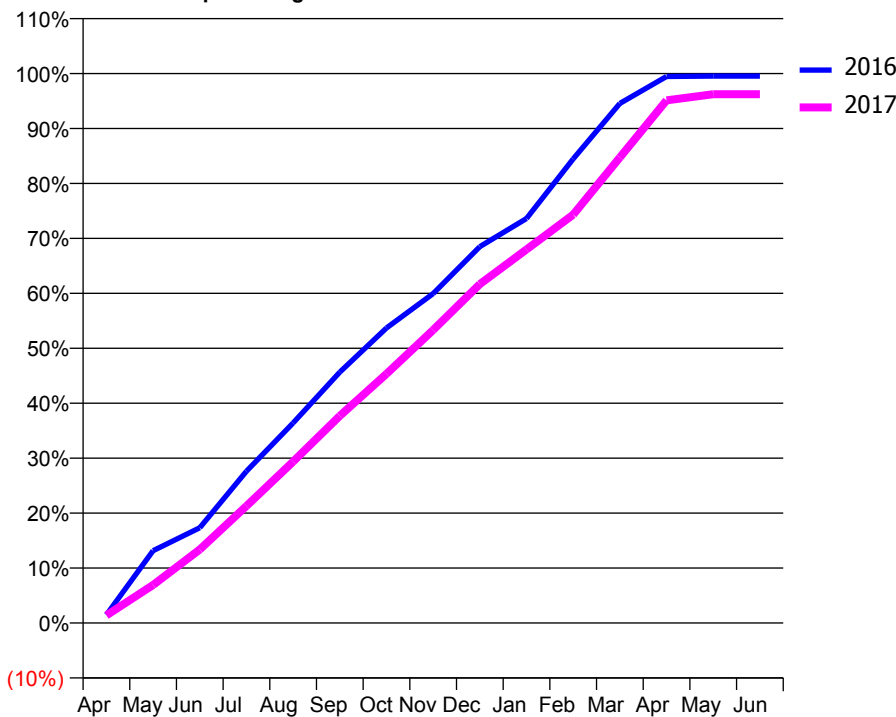
ACCESS*

Patients seen in 24 months	Total	Change since previous quarter
Quarter ending March 2016	2,059	
Quarter ending June 2016	1,967	↓
Quarter ending September 2016	1,901	↓
Quarter ending December 2016	1,885	→
Quarter ending March 2017	1,973	↑
Variance since March 2016	(4.2%)	↓



ACTIVITY

Cumulative percentage of contracted UDA delivered 2016 & 2017



Month	Adjusted Scheduled Activity (UDA)	
	2016	2017
April	93	88
May	830	437
June	1,094	845
July	1,743	1,343
August	2,296	1,853
September	2,880	2,378
October	3,386	2,860
November	3,781	3,363
December	4,320	3,890
January	4,643	4,287
February	5,327	4,687
March	5,964	5,343
April	6,273	5,998
May	6,277	6,069
June	6,277	6,069

QUALITY

	Quantity	Base Number	Contract	AT	Region	England
% of FP17s for the same patient ID Re-attending within 3 months - Children	32	515	6.2%	12.4%	13.3%	12.3%
% of FP17s for the same patient ID Re-attending within 3 months - Adults	174	1,596	10.9%	17.7%	17.3%	16.7%
% of FP17s for the same patient ID Re-attending between 3 & 9 months - Children	229	515	44.5%	53.8%	58.9%	57.6%
% of FP17s for the same patient ID Re-attending between 3 & 9 months - Adults	655	1,596	41.0%	44.6%	52.2%	50.1%
% of FP17s for Band 1 Urgent Courses	161	2,235	7.2%	11.5%	9.2%	9.1%
% of FP17s Relating to Free Repair or Replacements	4	2,235	0.2%	0.9%	1.0%	0.8%
% of FP17s Relating to Continuations	44	2,235	2.0%	1.4%	1.4%	1.2%
% of Patients satisfied with the dentistry they have received	4	5	N/A	93.9%	93.1%	92.8%
% of Patients satisfied with the time they had to wait for an appointment	5	5	N/A	89.4%	89.5%	88.7%

* This is based on patients treated on this contract for their most recent course of treatment. Figures in italics indicate the base number of FP17s or Patient Questionnaire responses are less than 100. N/A is shown where the base number of responses is less than 10 during the period. % is calculated as Quantity/Base number*100

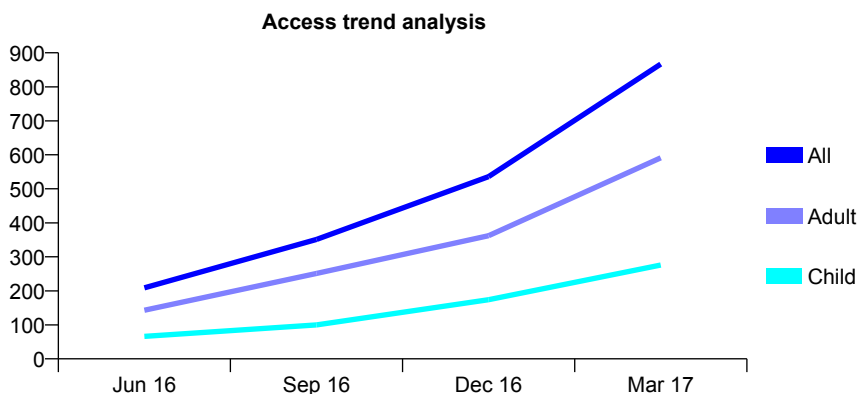
Q48 - Vital Signs At a Glance Contract Report for 174343/0009 - Year end March 2017

Name or company name	Bridgewater Community Healthcare NHS F
Contract type name	PDS Contract
Purpose of contract	General
Contract start date	01/04/2015
Contract end date	31/03/2018

16/17 Contracted general activity (UDA)	992
Carry forward general activity (UDA)	0
16/17 Contracted orthodontic activity (UOA)	0
Carry forward orthodontic activity (UOA)	0
Baseline contract value	£333,089.18

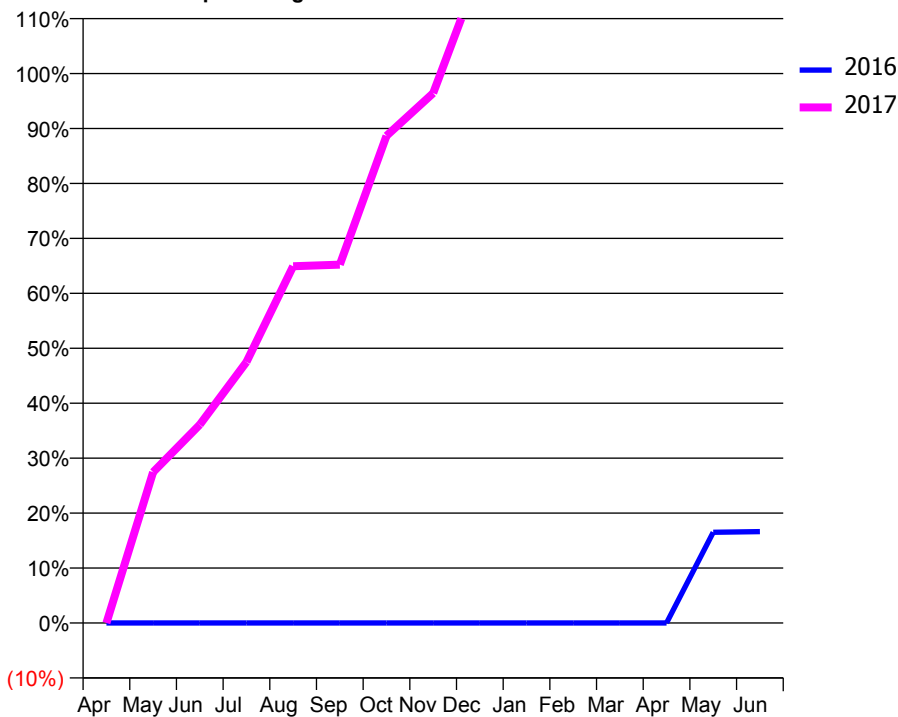
ACCESS*

Patients seen in 24 months	Total	Change since previous quarter
Quarter ending March 2016	0	
Quarter ending June 2016	209	↑
Quarter ending September 2016	351	↑
Quarter ending December 2016	536	↑
Quarter ending March 2017	867	↑
Variance since March 2016	N/A	



ACTIVITY

Cumulative percentage of contracted UDA delivered 2016 & 2017



Adjusted Scheduled Activity (UDA)

Month	2016	2017
April	0	0
May	0	272
June	0	358
July	0	471
August	0	644
September	0	647
October	0	880
November	0	957
December	0	1,179
January	0	1,404
February	0	1,594
March	0	2,198
April	0	2,414
May	164	2,420
June	165	2,424

QUALITY

	Quantity	Base Number	Contract	AT	Region	England
% of FP17s for the same patient ID Re-attending within 3 months - Children	18	460	3.9%	12.4%	13.3%	12.3%
% of FP17s for the same patient ID Re-attending within 3 months - Adults	34	910	3.7%	17.7%	17.3%	16.7%
% of FP17s for the same patient ID Re-attending between 3 & 9 months - Children	57	460	12.4%	53.8%	58.9%	57.6%
% of FP17s for the same patient ID Re-attending between 3 & 9 months - Adults	118	910	13.0%	44.6%	52.2%	50.1%
% of FP17s for Band 1 Urgent Courses	33	1,374	2.4%	11.5%	9.2%	9.1%
% of FP17s Relating to Free Repair or Replacements	0	1,374	0.0%	0.9%	1.0%	0.8%
% of FP17s Relating to Continuations	1	1,374	0.1%	1.4%	1.4%	1.2%
% of Patients satisfied with the dentistry they have received	1	1	N/A	93.9%	93.1%	92.8%
% of Patients satisfied with the time they had to wait for an appointment	0	1	N/A	89.4%	89.5%	88.7%

* This is based on patients treated on this contract for their most recent course of treatment. Figures in italics indicate the base number of FP17s or Patient Questionnaire responses are less than 100. N/A is shown where the base number of responses is less than 10 during the period. % is calculated as Quantity/Base number*100

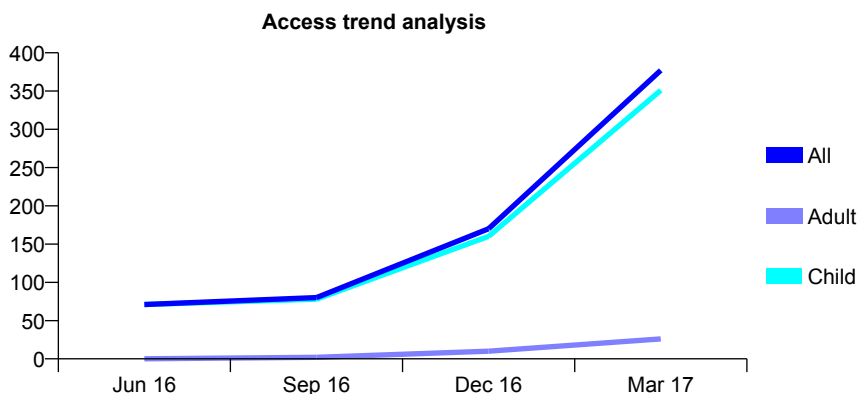
Q48 - Vital Signs At a Glance Contract Report for 174343/0010 - Year end March 2017

Name or company name	Bridgewater Community Healthcare NHS F
Contract type name	PDS Contract
Purpose of contract	General
Contract start date	01/04/2015
Contract end date	31/03/2018

16/17 Contracted general activity (UDA)	771
Carry forward general activity (UDA)	0
16/17 Contracted orthodontic activity (UOA)	0
Carry forward orthodontic activity (UOA)	0
Baseline contract value	£634,948.18

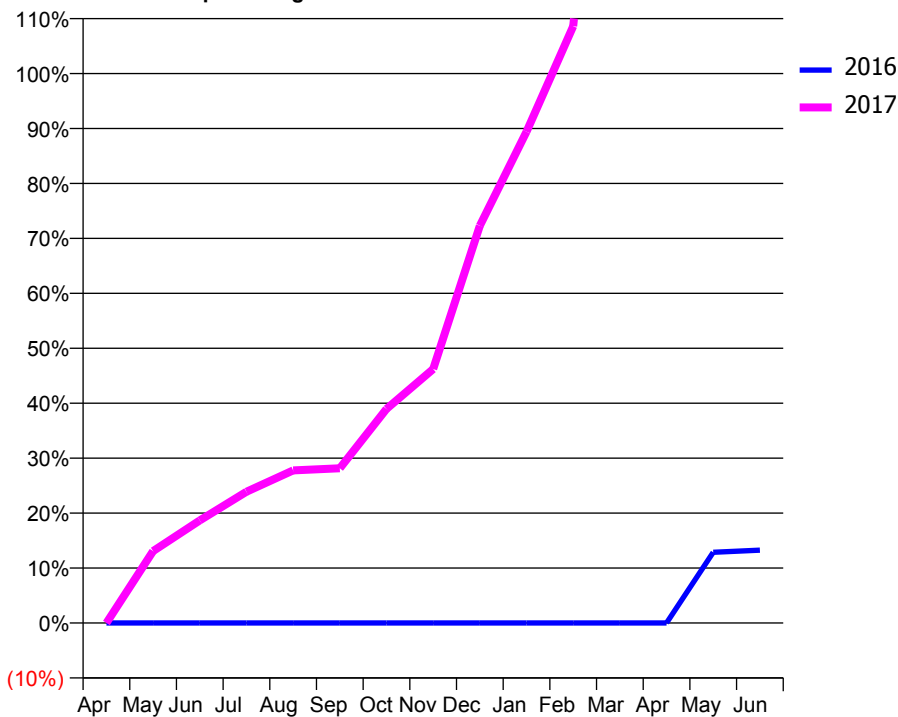
ACCESS*

Patients seen in 24 months	Total	Change since previous quarter
Quarter ending March 2016	0	
Quarter ending June 2016	71	↑
Quarter ending September 2016	80	↑
Quarter ending December 2016	170	↑
Quarter ending March 2017	377	↑
Variance since March 2016	N/A	



ACTIVITY

Cumulative percentage of contracted UDA delivered 2016 & 2017



Adjusted Scheduled Activity (UDA)

Month	2016	2017
April	0	0
May	0	101
June	0	144
July	0	184
August	0	214
September	0	217
October	0	300
November	0	356
December	0	557
January	0	689
February	0	837
March	0	1,410
April	0	1,725
May	99	1,728
June	102	1,728

QUALITY

	Quantity	Base Number	Contract	AT	Region	England
% of FP17s for the same patient ID Re-attending within 3 months - Children	0	568	0.0%	12.4%	13.3%	12.3%
% of FP17s for the same patient ID Re-attending within 3 months - Adults	0	27	0.0%	17.7%	17.3%	16.7%
% of FP17s for the same patient ID Re-attending between 3 & 9 months - Children	0	568	0.0%	53.8%	58.9%	57.6%
% of FP17s for the same patient ID Re-attending between 3 & 9 months - Adults	0	27	0.0%	44.6%	52.2%	50.1%
% of FP17s for Band 1 Urgent Courses	3	671	0.4%	11.5%	9.2%	9.1%
% of FP17s Relating to Free Repair or Replacements	0	671	0.0%	0.9%	1.0%	0.8%
% of FP17s Relating to Continuations	0	671	0.0%	1.4%	1.4%	1.2%
% of Patients satisfied with the dentistry they have received	0	0	N/A	93.9%	93.1%	92.8%
% of Patients satisfied with the time they had to wait for an appointment	0	0	N/A	89.4%	89.5%	88.7%

* This is based on patients treated on this contract for their most recent course of treatment. Figures in italics indicate the base number of FP17s or Patient Questionnaire responses are less than 100. N/A is shown where the base number of responses is less than 10 during the period. % is calculated as Quantity/Base number*100

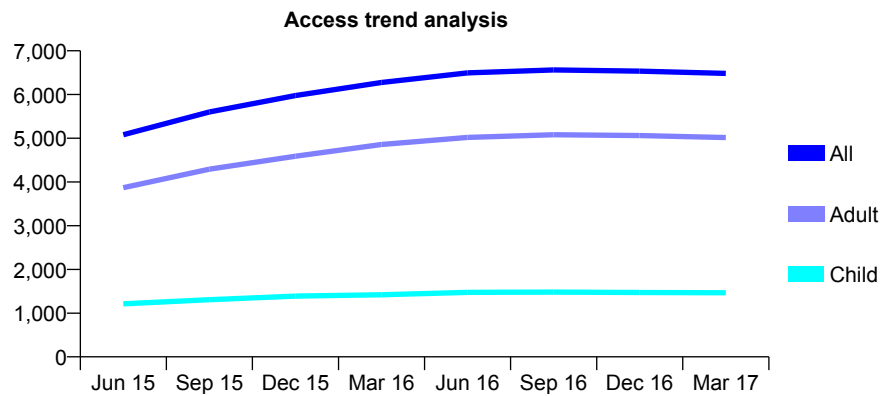
Q48 - Vital Signs At a Glance Contract Report for 176613/0001 - Year end March 2017

Name or company name	Cromer House Dental Practice Limited
Contract type name	GDS Contract
Purpose of contract	General
Contract start date	01/05/2014
Contract end date	

16/17 Contracted general activity (UDA)	19,995
Carry forward general activity (UDA)	0
16/17 Contracted orthodontic activity (UOA)	0
Carry forward orthodontic activity (UOA)	0
Baseline contract value	£511,326.94

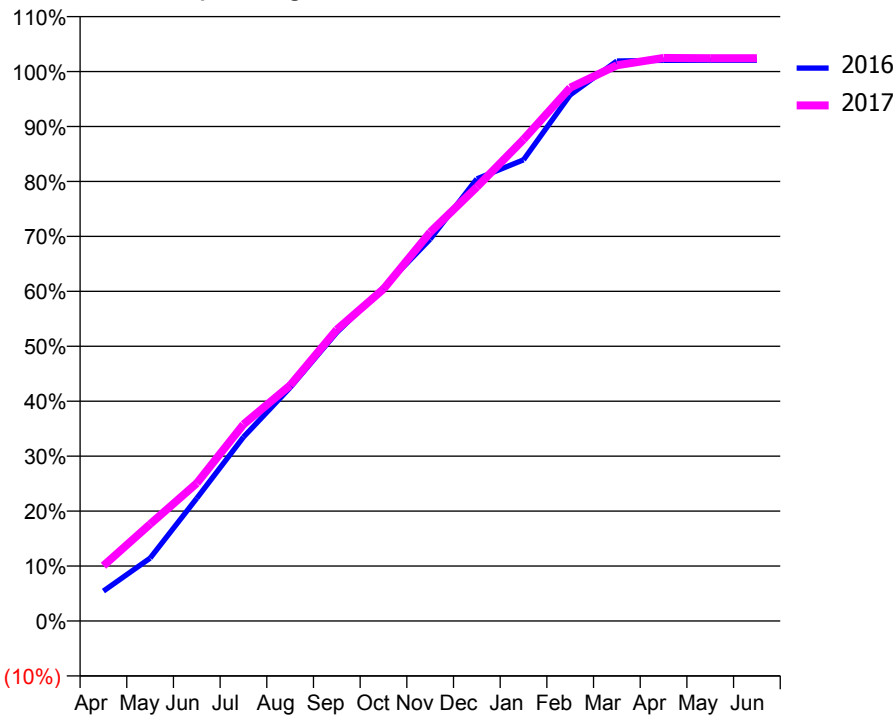
ACCESS*

Patients seen in 24 months	Total	Change since previous quarter
Quarter ending March 2016	6,277	
Quarter ending June 2016	6,494	↑
Quarter ending September 2016	6,562	→
Quarter ending December 2016	6,536	→
Quarter ending March 2017	6,484	→
Variance since March 2016	3.3%	↑



ACTIVITY

Cumulative percentage of contracted UDA delivered 2016 & 2017



Month	Adjusted Scheduled Activity (UDA)	
	2016	2017
April	1,089	2,010
May	2,286	3,524
June	4,465	5,017
July	6,693	7,155
August	8,493	8,574
September	10,504	10,605
October	12,131	12,077
November	13,896	14,145
December	16,087	15,790
January	16,783	17,525
February	19,146	19,407
March	20,377	20,220
April	20,401	20,488
May	20,406	20,478
June	20,407	20,479

QUALITY

	Quantity	Base Number	Contract	AT	Region	England
% of FP17s for the same patient ID Re-attending within 3 months - Children	296	2,234	13.2%	12.4%	13.3%	12.3%
% of FP17s for the same patient ID Re-attending within 3 months - Adults	1,184	6,555	18.1%	17.7%	17.3%	16.7%
% of FP17s for the same patient ID Re-attending between 3 & 9 months - Children	1,089	2,234	48.7%	53.8%	58.9%	57.6%
% of FP17s for the same patient ID Re-attending between 3 & 9 months - Adults	2,879	6,555	43.9%	44.6%	52.2%	50.1%
% of FP17s for Band 1 Urgent Courses	1,188	8,870	13.4%	11.5%	9.2%	9.1%
% of FP17s Relating to Free Repair or Replacements	84	8,870	0.9%	0.9%	1.0%	0.8%
% of FP17s Relating to Continuations	86	8,870	1.0%	1.4%	1.4%	1.2%
% of Patients satisfied with the dentistry they have received	14	14	100.0%	93.9%	93.1%	92.8%
% of Patients satisfied with the time they had to wait for an appointment	11	14	78.6%	89.4%	89.5%	88.7%

* This is based on patients treated on this contract for their most recent course of treatment. Figures in italics indicate the base number of FP17s or Patient Questionnaire responses are less than 100. N/A is shown where the base number of responses is less than 10 during the period. % is calculated as Quantity/Base number*100

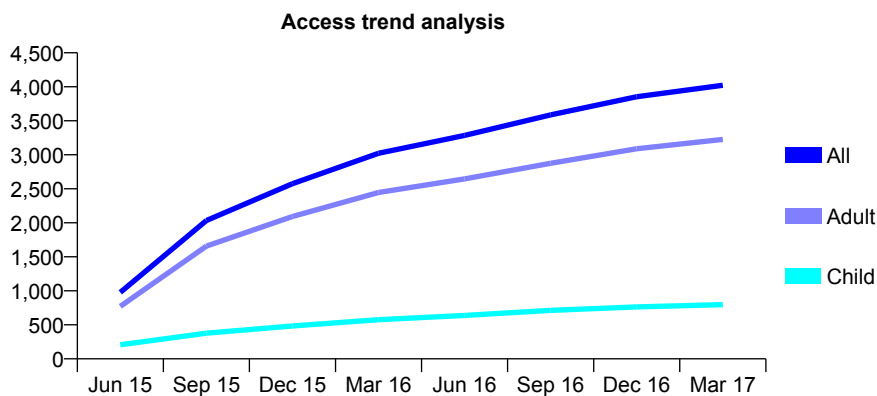
Q48 - Vital Signs At a Glance Contract Report for 177326/0001 - Year end March 2017

Name or company name	The Dental House
Contract type name	GDS Contract
Purpose of contract	General
Contract start date	01/04/2015
Contract end date	

16/17 Contracted general activity (UDA)	13,436
Carry forward general activity (UDA)	0
16/17 Contracted orthodontic activity (UOA)	0
Carry forward orthodontic activity (UOA)	0
Baseline contract value	£342,754.74

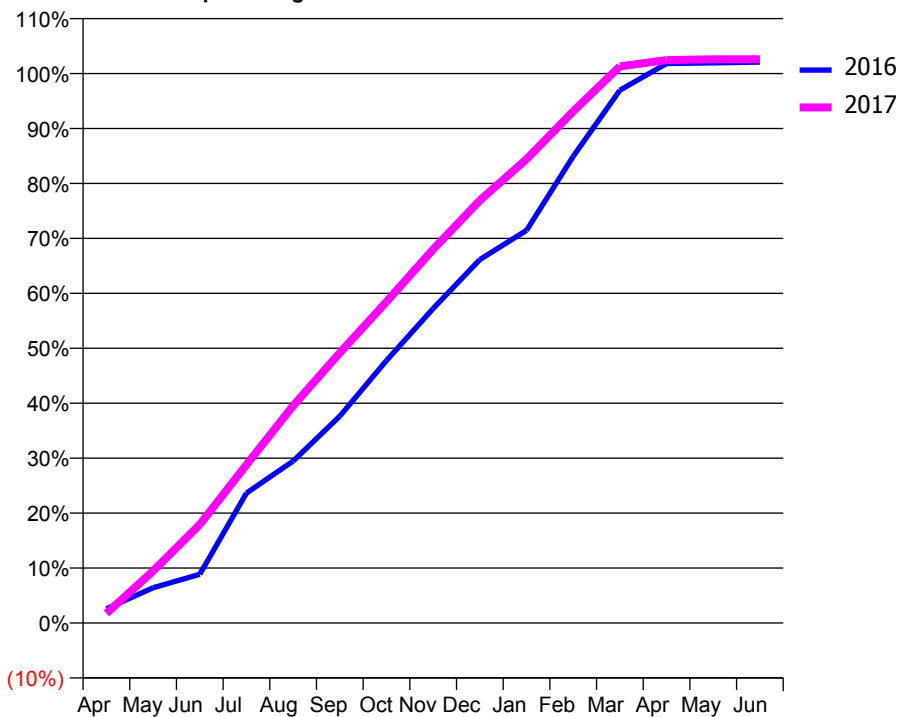
ACCESS*

Patients seen in 24 months	Total	Change since previous quarter
Quarter ending March 2016	3,023	
Quarter ending June 2016	3,285	↑
Quarter ending September 2016	3,587	↑
Quarter ending December 2016	3,853	↑
Quarter ending March 2017	4,023	↑
Variance since March 2016	33.1%	↑



ACTIVITY

Cumulative percentage of contracted UDA delivered 2016 & 2017



Month	Adjusted Scheduled Activity (UDA)	
	2016	2017
April	346	235
May	863	1,272
June	1,193	2,407
July	3,177	3,871
August	3,960	5,313
September	5,059	6,607
October	6,419	7,857
November	7,691	9,136
December	8,886	10,335
January	9,600	11,343
February	11,411	12,512
March	13,028	13,611
April	13,681	13,764
May	13,696	13,783
June	13,714	13,783

QUALITY

	Quantity	Base Number	Contract	AT	Region	England
% of FP17s for the same patient ID Re-attending within 3 months - Children	72	1,022	7.0%	12.4%	13.3%	12.3%
% of FP17s for the same patient ID Re-attending within 3 months - Adults	524	3,862	13.6%	17.7%	17.3%	16.7%
% of FP17s for the same patient ID Re-attending between 3 & 9 months - Children	377	1,022	36.9%	53.8%	58.9%	57.6%
% of FP17s for the same patient ID Re-attending between 3 & 9 months - Adults	1,613	3,862	41.8%	44.6%	52.2%	50.1%
% of FP17s for Band 1 Urgent Courses	202	4,748	4.3%	11.5%	9.2%	9.1%
% of FP17s Relating to Free Repair or Replacements	22	4,748	0.5%	0.9%	1.0%	0.8%
% of FP17s Relating to Continuations	49	4,748	1.0%	1.4%	1.4%	1.2%
% of Patients satisfied with the dentistry they have received	21	21	100.0%	93.9%	93.1%	92.8%
% of Patients satisfied with the time they had to wait for an appointment	14	21	66.7%	89.4%	89.5%	88.7%

* This is based on patients treated on this contract for their most recent course of treatment. Figures in italics indicate the base number of FP17s or Patient Questionnaire responses are less than 100. N/A is shown where the base number of responses is less than 10 during the period. % is calculated as Quantity/Base number*100

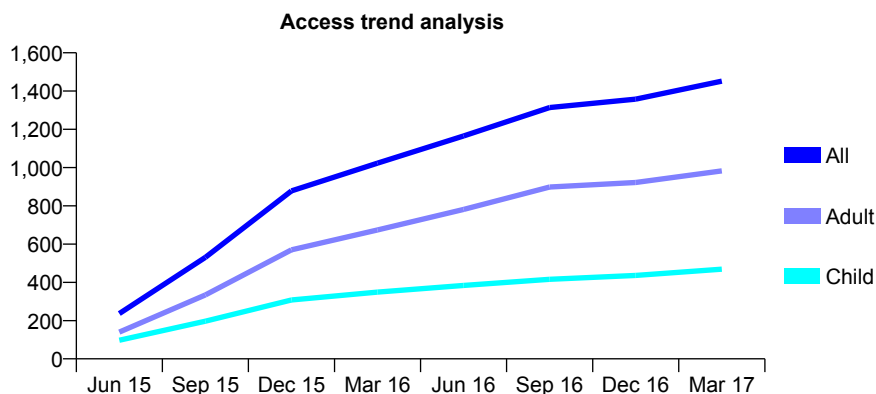
Q48 - Vital Signs At a Glance Contract Report for 181528/0005 - Year end March 2017

Name or company name	Salaried Dental Service, Knowsley
Contract type name	PDS Contract
Purpose of contract	General
Contract start date	01/04/2015
Contract end date	31/03/2018

16/17 Contracted general activity (UDA)	3,393
Carry forward general activity (UDA)	0
16/17 Contracted orthodontic activity (UOA)	0
Carry forward orthodontic activity (UOA)	0
Baseline contract value	£352,500.66

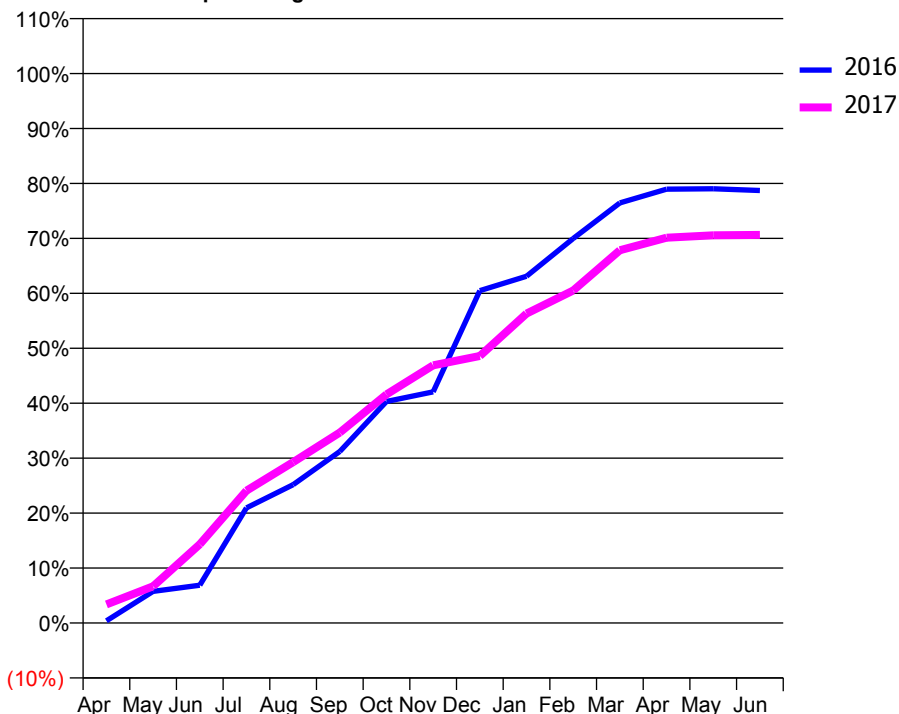
ACCESS*

Patients seen in 24 months	Total	Change since previous quarter
Quarter ending March 2016	1,023	
Quarter ending June 2016	1,165	↑
Quarter ending September 2016	1,314	↑
Quarter ending December 2016	1,358	↑
Quarter ending March 2017	1,452	↑
Variance since March 2016	41.9%	↑



ACTIVITY

Cumulative percentage of contracted UDA delivered 2016 & 2017



Adjusted Scheduled Activity (UDA)

Month	2016	2017
April	14	115
May	195	227
June	233	486
July	711	817
August	854	993
September	1,059	1,176
October	1,368	1,412
November	1,427	1,591
December	2,052	1,649
January	2,142	1,911
February	2,374	2,053
March	2,594	2,302
April	2,679	2,379
May	2,682	2,394
June	2,671	2,396

QUALITY

	Quantity	Base Number	Contract	AT	Region	England
% of FP17s for the same patient ID Re-attending within 3 months - Children	50	615	8.1%	12.4%	13.3%	12.3%
% of FP17s for the same patient ID Re-attending within 3 months - Adults	155	1,111	14.0%	17.7%	17.3%	16.7%
% of FP17s for the same patient ID Re-attending between 3 & 9 months - Children	294	615	47.8%	53.8%	58.9%	57.6%
% of FP17s for the same patient ID Re-attending between 3 & 9 months - Adults	498	1,111	44.8%	44.6%	52.2%	50.1%
% of FP17s for Band 1 Urgent Courses	72	1,073	6.7%	11.5%	9.2%	9.1%
% of FP17s Relating to Free Repair or Replacements	14	1,073	1.3%	0.9%	1.0%	0.8%
% of FP17s Relating to Continuations	7	1,073	0.7%	1.4%	1.4%	1.2%
% of Patients satisfied with the dentistry they have received	6	6	N/A	93.9%	93.1%	92.8%
% of Patients satisfied with the time they had to wait for an appointment	6	6	N/A	89.4%	89.5%	88.7%

* This is based on patients treated on this contract for their most recent course of treatment. Figures in italics indicate the base number of FP17s or Patient Questionnaire responses are less than 100. N/A is shown where the base number of responses is less than 10 during the period. % is calculated as Quantity/Base number*100

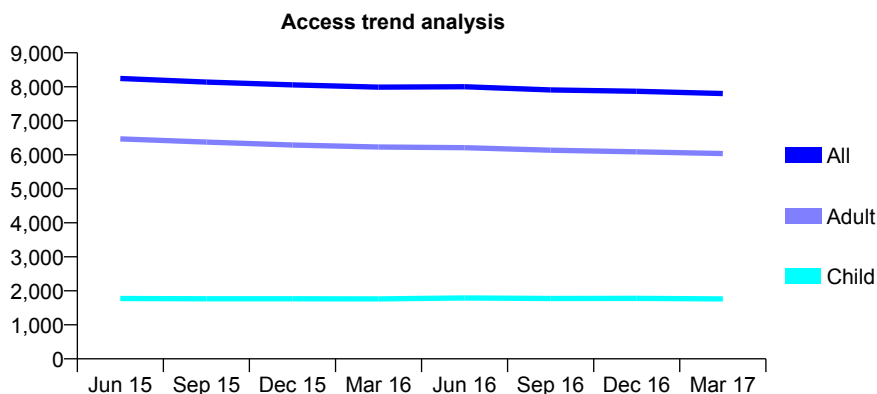
Q48 - Vital Signs At a Glance Contract Report for 182419/0001 - Year end March 2017

Name or company name	Morris & Partners
Contract type name	GDS Contract
Purpose of contract	General
Contract start date	01/04/2011
Contract end date	

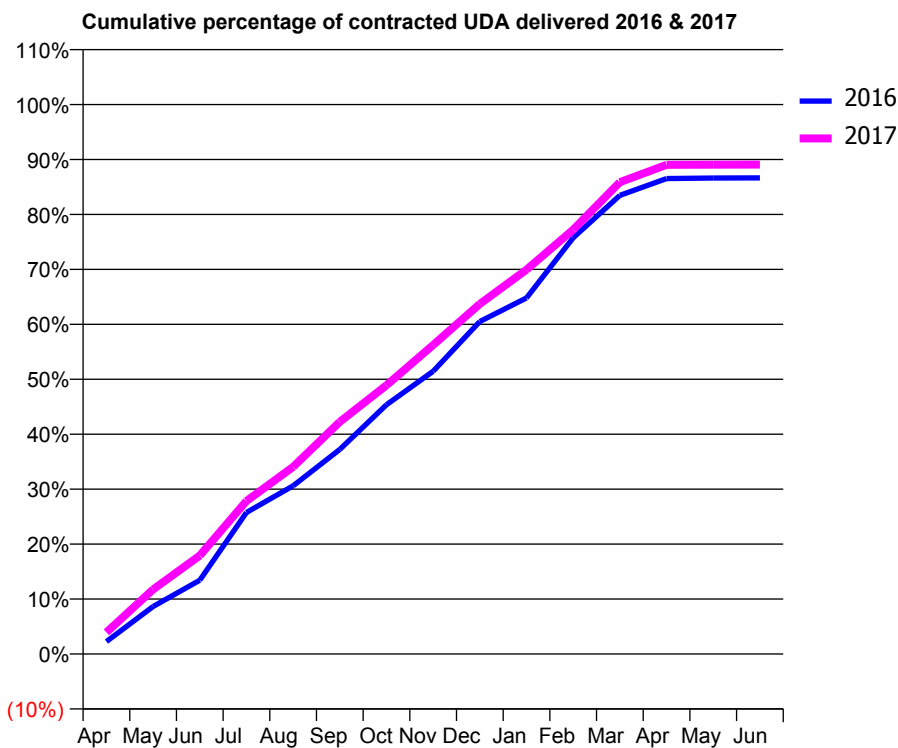
16/17 Contracted general activity (UDA)	25,360
Carry forward general activity (UDA)	0
16/17 Contracted orthodontic activity (UOA)	0
Carry forward orthodontic activity (UOA)	0
Baseline contract value	£646,938.12

ACCESS*

Patients seen in 24 months	Total	Change since previous quarter
Quarter ending March 2016	7,991	
Quarter ending June 2016	8,003	→
Quarter ending September 2016	7,909	↓
Quarter ending December 2016	7,869	→
Quarter ending March 2017	7,800	→
Variance since March 2016	(2.4%)	↓



ACTIVITY



Month	Adjusted Scheduled Activity (UDA)	
	2016	2017
April	578	1,003
May	2,192	2,981
June	3,408	4,545
July	6,530	7,064
August	7,762	8,636
September	9,443	10,720
October	11,504	12,406
November	13,051	14,263
December	15,343	16,155
January	16,434	17,740
February	19,212	19,583
March	21,167	21,774
April	21,943	22,579
May	21,970	22,580
June	21,972	22,587

QUALITY

	Quantity	Base Number	Contract	AT	Region	England
% of FP17s for the same patient ID Re-attending within 3 months - Children	147	2,320	6.3%	12.4%	13.3%	12.3%
% of FP17s for the same patient ID Re-attending within 3 months - Adults	1,073	7,471	14.4%	17.7%	17.3%	16.7%
% of FP17s for the same patient ID Re-attending between 3 & 9 months - Children	1,164	2,320	50.2%	53.8%	58.9%	57.6%
% of FP17s for the same patient ID Re-attending between 3 & 9 months - Adults	3,481	7,471	46.6%	44.6%	52.2%	50.1%
% of FP17s for Band 1 Urgent Courses	667	9,863	6.8%	11.5%	9.2%	9.1%
% of FP17s Relating to Free Repair or Replacements	80	9,863	0.8%	0.9%	1.0%	0.8%
% of FP17s Relating to Continuations	234	9,863	2.4%	1.4%	1.4%	1.2%
% of Patients satisfied with the dentistry they have received	17	20	85.0%	93.9%	93.1%	92.8%
% of Patients satisfied with the time they had to wait for an appointment	18	20	90.0%	89.4%	89.5%	88.7%

* This is based on patients treated on this contract for their most recent course of treatment. Figures in italics indicate the base number of FP17s or Patient Questionnaire responses are less than 100. N/A is shown where the base number of responses is less than 10 during the period. % is calculated as Quantity/Base number*100

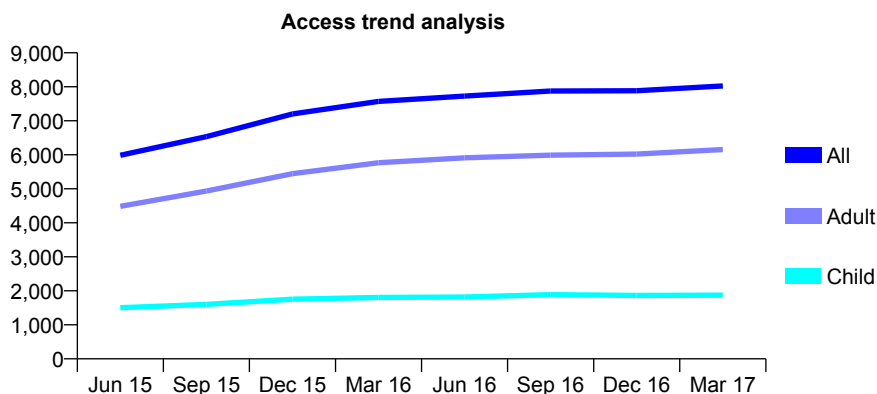
Q48 - Vital Signs At a Glance Contract Report for 184632/0001 - Year end March 2017

Name or company name	Hale Road Dental Practice Limited
Contract type name	GDS Contract
Purpose of contract	General
Contract start date	01/02/2014
Contract end date	

16/17 Contracted general activity (UDA)	22,467
Carry forward general activity (UDA)	-52
16/17 Contracted orthodontic activity (UOA)	0
Carry forward orthodontic activity (UOA)	0
Baseline contract value	£590,609.18

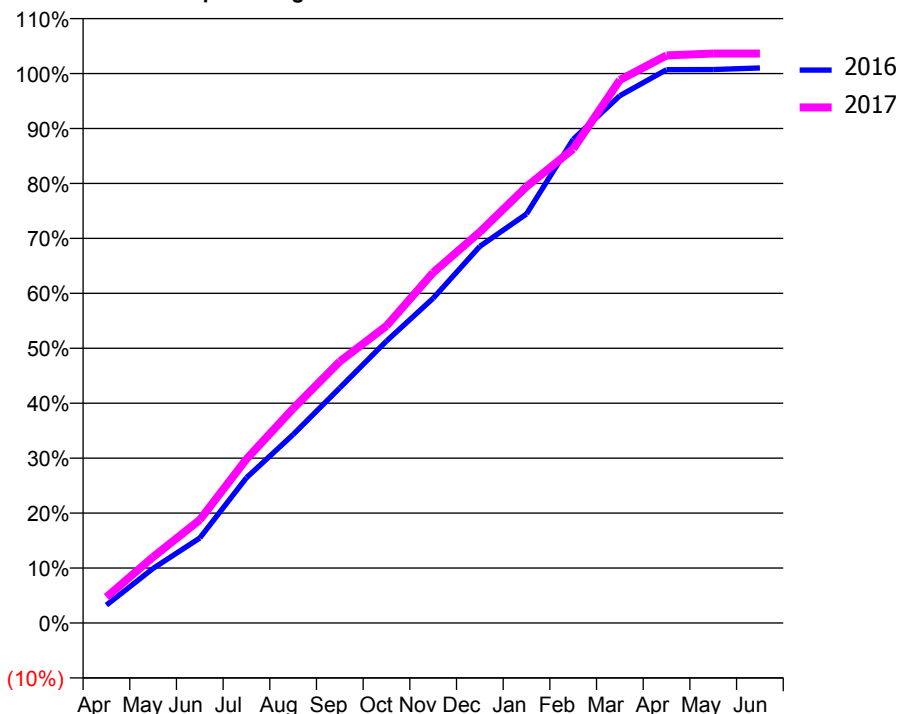
ACCESS*

Patients seen in 24 months	Total	Change since previous quarter
Quarter ending March 2016	7,572	
Quarter ending June 2016	7,729	↑
Quarter ending September 2016	7,876	→
Quarter ending December 2016	7,886	→
Quarter ending March 2017	8,026	→
Variance since March 2016	6.0%	↑



ACTIVITY

Cumulative percentage of contracted UDA delivered 2016 & 2017



Month	Adjusted Scheduled Activity (UDA)	
	2016	2017
April	733	1,060
May	2,234	2,704
June	3,478	4,215
July	5,940	6,703
August	7,707	8,767
September	9,612	10,693
October	11,526	12,151
November	13,279	14,330
December	15,400	15,988
January	16,722	17,841
February	19,776	19,384
March	21,559	22,203
April	22,626	23,204
May	22,627	23,281
June	22,696	23,280

QUALITY

	Quantity	Base Number	Contract	AT	Region	England
% of FP17s for the same patient ID Re-attending within 3 months - Children	151	2,235	6.8%	12.4%	13.3%	12.3%
% of FP17s for the same patient ID Re-attending within 3 months - Adults	711	6,660	10.7%	17.7%	17.3%	16.7%
% of FP17s for the same patient ID Re-attending between 3 & 9 months - Children	892	2,235	39.9%	53.8%	58.9%	57.6%
% of FP17s for the same patient ID Re-attending between 3 & 9 months - Adults	2,338	6,660	35.1%	44.6%	52.2%	50.1%
% of FP17s for Band 1 Urgent Courses	1,198	8,779	13.6%	11.5%	9.2%	9.1%
% of FP17s Relating to Free Repair or Replacements	28	8,779	0.3%	0.9%	1.0%	0.8%
% of FP17s Relating to Continuations	19	8,779	0.2%	1.4%	1.4%	1.2%
% of Patients satisfied with the dentistry they have received	9	9	N/A	93.9%	93.1%	92.8%
% of Patients satisfied with the time they had to wait for an appointment	9	9	N/A	89.4%	89.5%	88.7%

* This is based on patients treated on this contract for their most recent course of treatment. Figures in italics indicate the base number of FP17s or Patient Questionnaire responses are less than 100. N/A is shown where the base number of responses is less than 10 during the period. % is calculated as Quantity/Base number*100

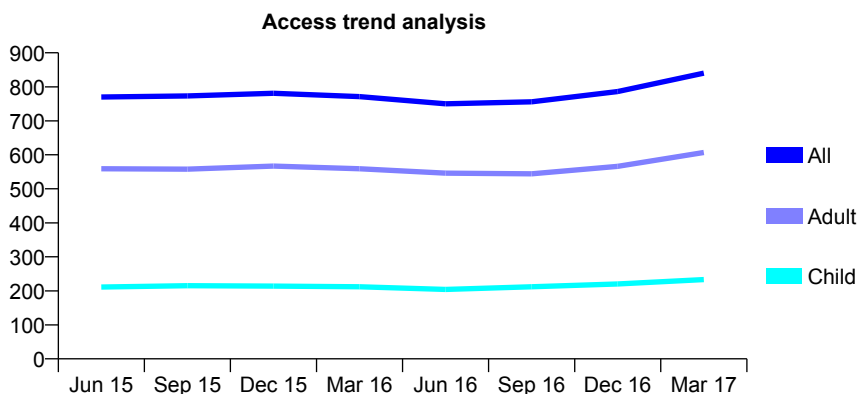
Q48 - Vital Signs At a Glance Contract Report for 185280/0001 - Year end March 2017

Name or company name	Aigburth Smile Centre
Contract type name	GDS Contract
Purpose of contract	General
Contract start date	01/04/2011
Contract end date	

16/17 Contracted general activity (UDA)	2,666
Carry forward general activity (UDA)	0
16/17 Contracted orthodontic activity (UOA)	0
Carry forward orthodontic activity (UOA)	0
Baseline contract value	£68,010.13

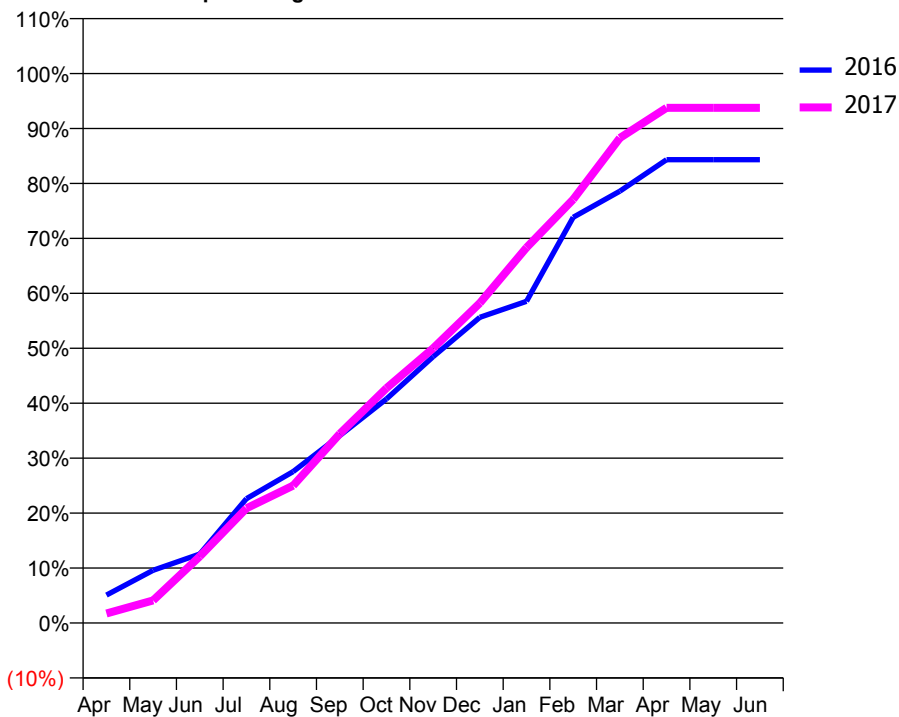
ACCESS*

Patients seen in 24 months	Total	Change since previous quarter
Quarter ending March 2016	771	
Quarter ending June 2016	750	↓
Quarter ending September 2016	756	→
Quarter ending December 2016	786	↑
Quarter ending March 2017	840	↑
Variance since March 2016	8.9%	↑



ACTIVITY

Cumulative percentage of contracted UDA delivered 2016 & 2017



Month	Adjusted Scheduled Activity (UDA)	
	2016	2017
April	136	46
May	256	110
June	335	323
July	603	556
August	735	666
September	909	918
October	1,087	1,139
November	1,292	1,333
December	1,483	1,552
January	1,561	1,822
February	1,969	2,055
March	2,095	2,353
April	2,248	2,500
May	2,248	2,500
June	2,248	2,500

QUALITY

	Quantity	Base Number	Contract	AT	Region	England
% of FP17s for the same patient ID Re-attending within 3 months - Children	34	327	10.4%	12.4%	13.3%	12.3%
% of FP17s for the same patient ID Re-attending within 3 months - Adults	119	745	16.0%	17.7%	17.3%	16.7%
% of FP17s for the same patient ID Re-attending between 3 & 9 months - Children	146	327	44.6%	53.8%	58.9%	57.6%
% of FP17s for the same patient ID Re-attending between 3 & 9 months - Adults	296	745	39.7%	44.6%	52.2%	50.1%
% of FP17s for Band 1 Urgent Courses	74	1,092	6.8%	11.5%	9.2%	9.1%
% of FP17s Relating to Free Repair or Replacements	0	1,092	0.0%	0.9%	1.0%	0.8%
% of FP17s Relating to Continuations	13	1,092	1.2%	1.4%	1.4%	1.2%
% of Patients satisfied with the dentistry they have received	2	3	N/A	93.9%	93.1%	92.8%
% of Patients satisfied with the time they had to wait for an appointment	2	3	N/A	89.4%	89.5%	88.7%

* This is based on patients treated on this contract for their most recent course of treatment. Figures in italics indicate the base number of FP17s or Patient Questionnaire responses are less than 100. N/A is shown where the base number of responses is less than 10 during the period. % is calculated as Quantity/Base number*100

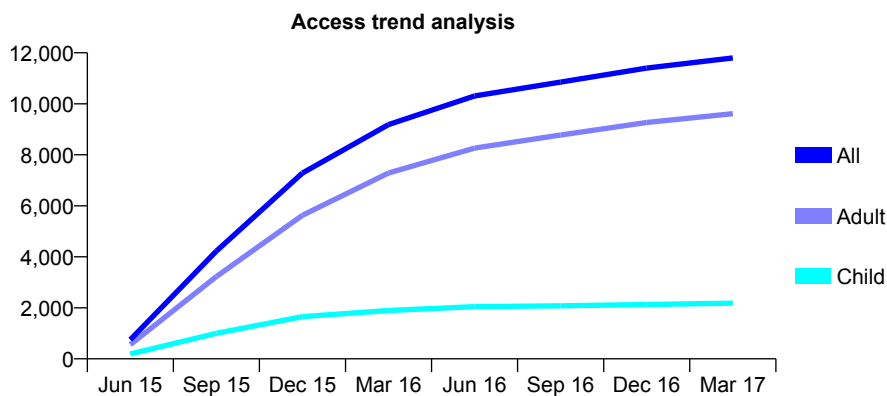
Q48 - Vital Signs At a Glance Contract Report for 187135/0001 - Year end March 2017

Name or company name	Old Mill Lane Dental Practice Partnership
Contract type name	GDS Contract
Purpose of contract	General
Contract start date	01/06/2015
Contract end date	

16/17 Contracted general activity (UDA)	34,136
Carry forward general activity (UDA)	24
16/17 Contracted orthodontic activity (UOA)	0
Carry forward orthodontic activity (UOA)	0
Baseline contract value	£1,118,764.55

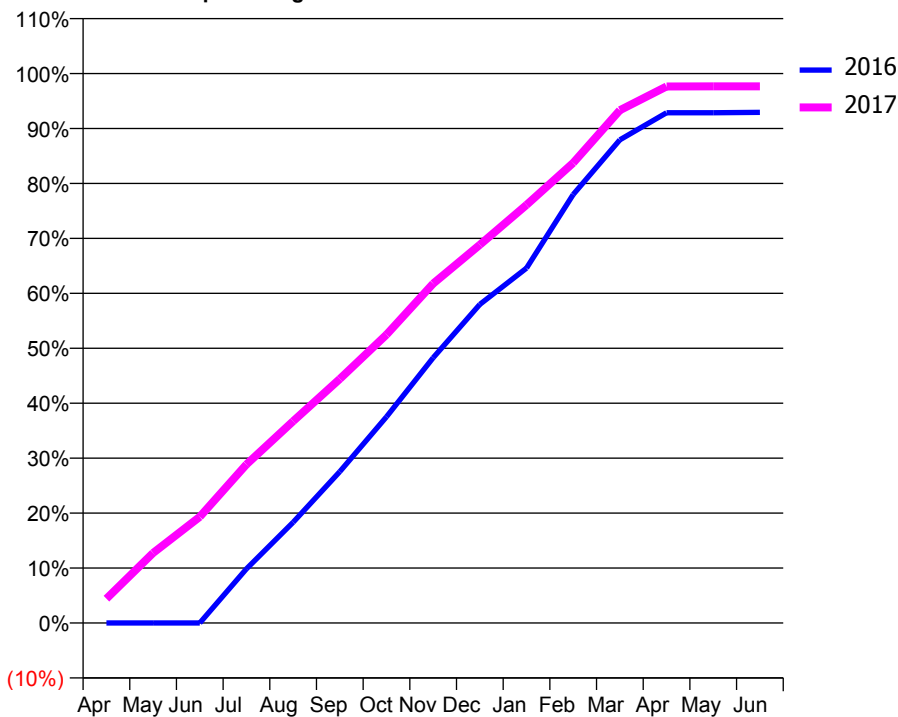
ACCESS*

Patients seen in 24 months	Total	Change since previous quarter
Quarter ending March 2016	9,182	
Quarter ending June 2016	10,311	↑
Quarter ending September 2016	10,853	↑
Quarter ending December 2016	11,401	↑
Quarter ending March 2017	11,798	↑
Variance since March 2016	28.5%	↑



ACTIVITY

Cumulative percentage of contracted UDA delivered 2016 & 2017



Month	Adjusted Scheduled Activity (UDA)	
	2016	2017
April	0	1,512
May	0	4,351
June	0	6,599
July	2,803	9,853
August	5,217	12,540
September	7,839	15,167
October	10,674	17,910
November	13,732	21,086
December	16,496	23,498
January	18,370	25,970
February	22,182	28,581
March	25,017	31,853
April	26,414	33,332
May	26,412	33,341
June	26,433	33,340

QUALITY

	Quantity	Base Number	Contract	AT	Region	England
% of FP17s for the same patient ID Re-attending within 3 months - Children	277	3,783	7.3%	12.4%	13.3%	12.3%
% of FP17s for the same patient ID Re-attending within 3 months - Adults	1,880	13,332	14.1%	17.7%	17.3%	16.7%
% of FP17s for the same patient ID Re-attending between 3 & 9 months - Children	2,584	3,783	68.3%	53.8%	58.9%	57.6%
% of FP17s for the same patient ID Re-attending between 3 & 9 months - Adults	5,187	13,332	38.9%	44.6%	52.2%	50.1%
% of FP17s for Band 1 Urgent Courses	1,448	17,113	8.5%	11.5%	9.2%	9.1%
% of FP17s Relating to Free Repair or Replacements	144	17,113	0.8%	0.9%	1.0%	0.8%
% of FP17s Relating to Continuations	297	17,113	1.7%	1.4%	1.4%	1.2%
% of Patients satisfied with the dentistry they have received	37	38	97.4%	93.9%	93.1%	92.8%
% of Patients satisfied with the time they had to wait for an appointment	35	38	92.1%	89.4%	89.5%	88.7%

* This is based on patients treated on this contract for their most recent course of treatment. Figures in italics indicate the base number of FP17s or Patient Questionnaire responses are less than 100. N/A is shown where the base number of responses is less than 10 during the period. % is calculated as Quantity/Base number*100

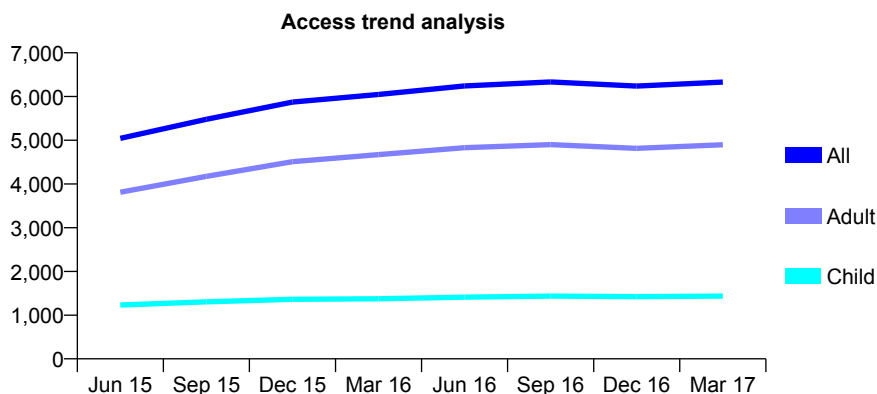
Q48 - Vital Signs At a Glance Contract Report for 187372/0001 - Year end March 2017

Name or company name	KDP Care Limited
Contract type name	GDS Contract
Purpose of contract	General
Contract start date	01/05/2014
Contract end date	

16/17 Contracted general activity (UDA)	18,348
Carry forward general activity (UDA)	51
16/17 Contracted orthodontic activity (UOA)	0
Carry forward orthodontic activity (UOA)	0
Baseline contract value	£586,173.34

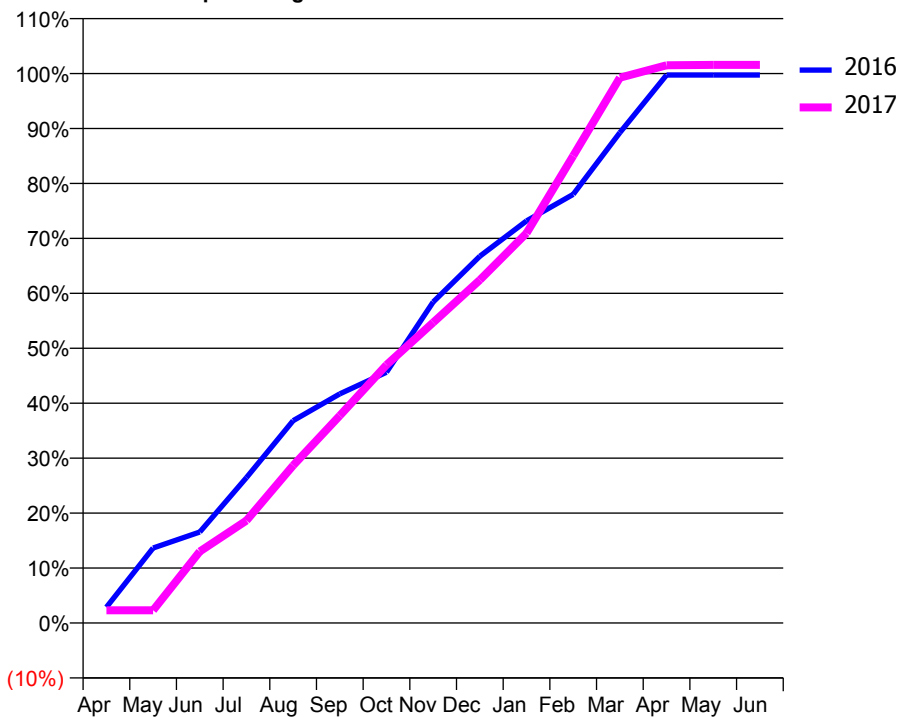
ACCESS*

Patients seen in 24 months	Total	Change since previous quarter
Quarter ending March 2016	6,047	
Quarter ending June 2016	6,241	↑
Quarter ending September 2016	6,335	→
Quarter ending December 2016	6,238	↓
Quarter ending March 2017	6,332	→
Variance since March 2016	4.7%	↑



ACTIVITY

Cumulative percentage of contracted UDA delivered 2016 & 2017



Month	Adjusted Scheduled Activity (UDA)	
	2016	2017
April	527	427
May	2,506	427
June	3,039	2,389
July	4,856	3,420
August	6,758	5,260
September	7,653	6,925
October	8,373	8,618
November	10,720	10,033
December	12,248	11,454
January	13,427	13,016
February	14,312	15,598
March	16,373	18,208
April	18,297	18,624
May	18,297	18,636
June	18,297	18,636

QUALITY

	Quantity	Base Number	Contract	AT	Region	England
% of FP17s for the same patient ID Re-attending within 3 months - Children	194	2,227	8.7%	12.4%	13.3%	12.3%
% of FP17s for the same patient ID Re-attending within 3 months - Adults	1,200	7,054	17.0%	17.7%	17.3%	16.7%
% of FP17s for the same patient ID Re-attending between 3 & 9 months - Children	1,232	2,227	55.3%	53.8%	58.9%	57.6%
% of FP17s for the same patient ID Re-attending between 3 & 9 months - Adults	3,374	7,054	47.8%	44.6%	52.2%	50.1%
% of FP17s for Band 1 Urgent Courses	1,012	8,591	11.8%	11.5%	9.2%	9.1%
% of FP17s Relating to Free Repair or Replacements	63	8,591	0.7%	0.9%	1.0%	0.8%
% of FP17s Relating to Continuations	234	8,591	2.7%	1.4%	1.4%	1.2%
% of Patients satisfied with the dentistry they have received	3	4	N/A	93.9%	93.1%	92.8%
% of Patients satisfied with the time they had to wait for an appointment	3	4	N/A	89.4%	89.5%	88.7%

* This is based on patients treated on this contract for their most recent course of treatment. Figures in italics indicate the base number of FP17s or Patient Questionnaire responses are less than 100. N/A is shown where the base number of responses is less than 10 during the period. % is calculated as Quantity/Base number*100

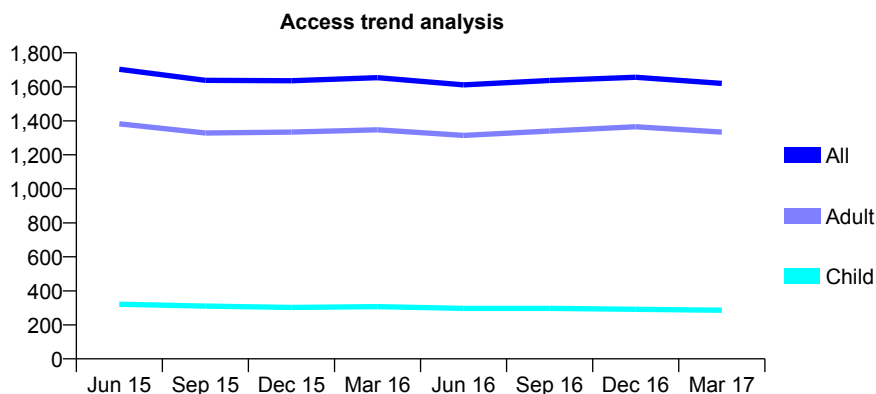
Q48 - Vital Signs At a Glance Contract Report for 189871/0001 - Year end March 2017

Name or company name	St Johns Rd Dental Practice
Contract type name	PDS Contract
Purpose of contract	General
Contract start date	01/07/2011
Contract end date	30/06/2021

16/17 Contracted general activity (UDA)	6,652
Carry forward general activity (UDA)	111
16/17 Contracted orthodontic activity (UOA)	0
Carry forward orthodontic activity (UOA)	0
Baseline contract value	£223,042.01

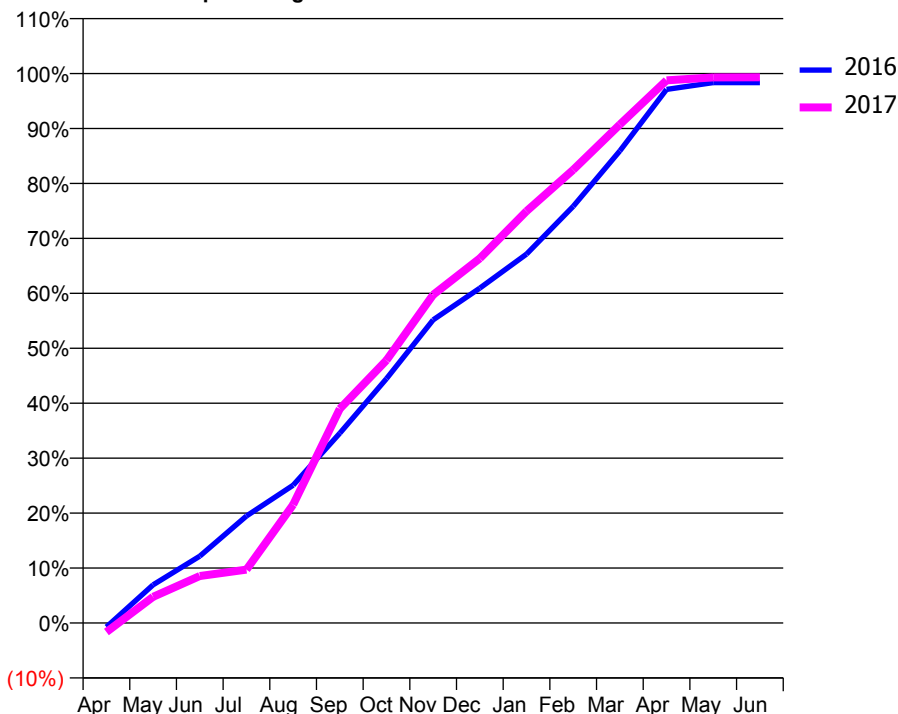
ACCESS*

Patients seen in 24 months	Total	Change since previous quarter
Quarter ending March 2016	1,654	
Quarter ending June 2016	1,611	↓
Quarter ending September 2016	1,637	→
Quarter ending December 2016	1,656	→
Quarter ending March 2017	1,620	↓
Variance since March 2016	(2.1%)	↓



ACTIVITY

Cumulative percentage of contracted UDA delivered 2016 & 2017



Month	Adjusted Scheduled Activity (UDA)	
	2016	2017
April	-50	-111
May	463	318
June	809	568
July	1,295	647
August	1,668	1,433
September	2,297	2,593
October	2,958	3,181
November	3,669	3,973
December	4,054	4,414
January	4,466	4,985
February	5,044	5,486
March	5,715	6,035
April	6,460	6,569
May	6,541	6,604
June	6,541	6,607

QUALITY

	Quantity	Base Number	Contract	AT	Region	England
% of FP17s for the same patient ID Re-attending within 3 months - Children	83	542	15.3%	12.4%	13.3%	12.3%
% of FP17s for the same patient ID Re-attending within 3 months - Adults	538	2,184	24.6%	17.7%	17.3%	16.7%
% of FP17s for the same patient ID Re-attending between 3 & 9 months - Children	339	542	62.5%	53.8%	58.9%	57.6%
% of FP17s for the same patient ID Re-attending between 3 & 9 months - Adults	1,121	2,184	51.3%	44.6%	52.2%	50.1%
% of FP17s for Band 1 Urgent Courses	395	2,722	14.5%	11.5%	9.2%	9.1%
% of FP17s Relating to Free Repair or Replacements	26	2,722	1.0%	0.9%	1.0%	0.8%
% of FP17s Relating to Continuations	14	2,722	0.5%	1.4%	1.4%	1.2%
% of Patients satisfied with the dentistry they have received	10	10	100.0%	93.9%	93.1%	92.8%
% of Patients satisfied with the time they had to wait for an appointment	9	10	90.0%	89.4%	89.5%	88.7%

* This is based on patients treated on this contract for their most recent course of treatment. Figures in italics indicate the base number of FP17s or Patient Questionnaire responses are less than 100. N/A is shown where the base number of responses is less than 10 during the period. % is calculated as Quantity/Base number*100

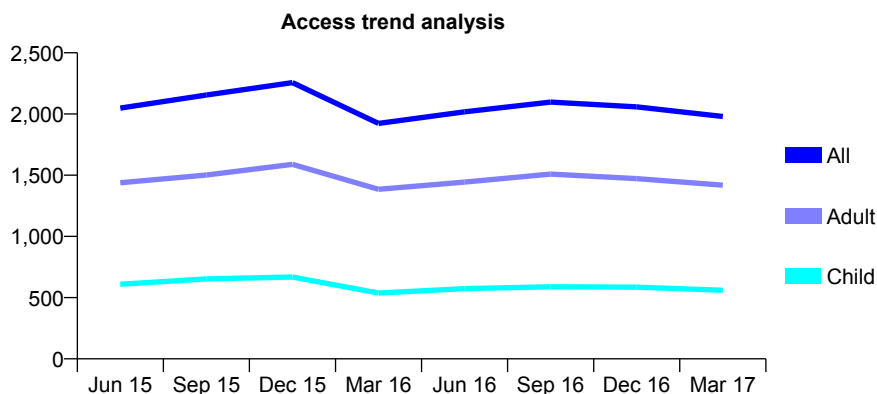
Q48 - Vital Signs At a Glance Contract Report for 190020/0001 - Year end March 2017

Name or company name	Danescroft Dental Practice Ltd
Contract type name	GDS Contract
Purpose of contract	General
Contract start date	01/07/2009
Contract end date	

16/17 Contracted general activity (UDA)	6,926
Carry forward general activity (UDA)	253
16/17 Contracted orthodontic activity (UOA)	0
Carry forward orthodontic activity (UOA)	0
Baseline contract value	£208,574.90

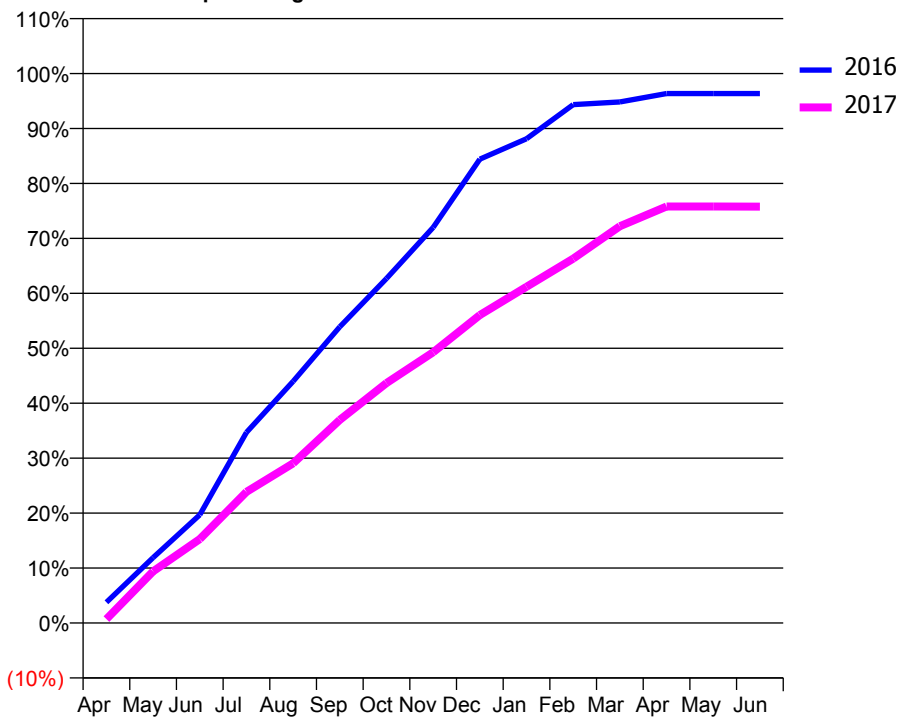
ACCESS*

Patients seen in 24 months	Total	Change since previous quarter
Quarter ending March 2016	1,923	
Quarter ending June 2016	2,018	↑
Quarter ending September 2016	2,098	↑
Quarter ending December 2016	2,058	↓
Quarter ending March 2017	1,980	↓
Variance since March 2016	3.0%	↑



ACTIVITY

Cumulative percentage of contracted UDA delivered 2016 & 2017



Adjusted Scheduled Activity (UDA)

Month	2016	2017
April	262	49
May	824	651
June	1,364	1,059
July	2,403	1,654
August	3,046	2,013
September	3,734	2,561
October	4,341	3,025
November	4,986	3,412
December	5,847	3,881
January	6,103	4,238
February	6,534	4,593
March	6,568	5,001
April	6,673	5,250
May	6,673	5,250
June	6,673	5,249

QUALITY

	Quantity	Base Number	Contract	AT	Region	England
% of FP17s for the same patient ID Re-attending within 3 months - Children	92	832	11.1%	12.4%	13.3%	12.3%
% of FP17s for the same patient ID Re-attending within 3 months - Adults	221	1,620	13.6%	17.7%	17.3%	16.7%
% of FP17s for the same patient ID Re-attending between 3 & 9 months - Children	343	832	41.2%	53.8%	58.9%	57.6%
% of FP17s for the same patient ID Re-attending between 3 & 9 months - Adults	523	1,620	32.3%	44.6%	52.2%	50.1%
% of FP17s for Band 1 Urgent Courses	494	2,533	19.5%	11.5%	9.2%	9.1%
% of FP17s Relating to Free Repair or Replacements	1	2,533	0.0%	0.9%	1.0%	0.8%
% of FP17s Relating to Continuations	4	2,533	0.2%	1.4%	1.4%	1.2%
% of Patients satisfied with the dentistry they have received	3	3	N/A	93.9%	93.1%	92.8%
% of Patients satisfied with the time they had to wait for an appointment	2	3	N/A	89.4%	89.5%	88.7%

* This is based on patients treated on this contract for their most recent course of treatment. Figures in italics indicate the base number of FP17s or Patient Questionnaire responses are less than 100. N/A is shown where the base number of responses is less than 10 during the period. % is calculated as Quantity/Base number*100

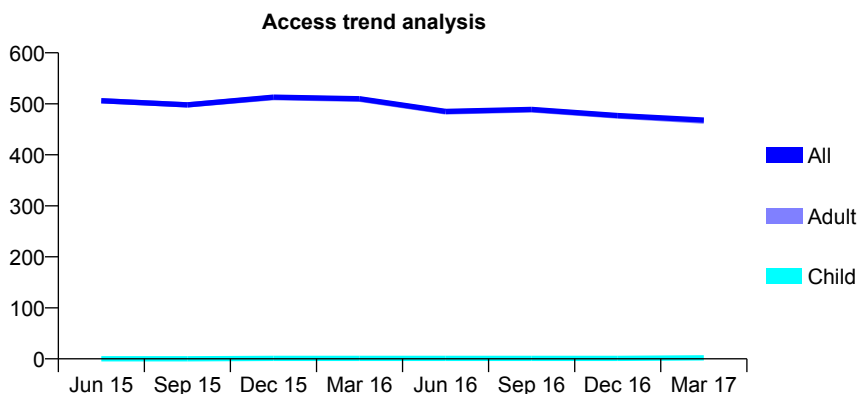
Q48 - Vital Signs At a Glance Contract Report for 190020/0002 - Year end March 2017

Name or company name	Danescroft Dental Practice Ltd
Contract type name	GDS Contract
Purpose of contract	General
Contract start date	01/07/2009
Contract end date	

16/17 Contracted general activity (UDA)	2,100
Carry forward general activity (UDA)	0
16/17 Contracted orthodontic activity (UOA)	0
Carry forward orthodontic activity (UOA)	0
Baseline contract value	£190,714.10

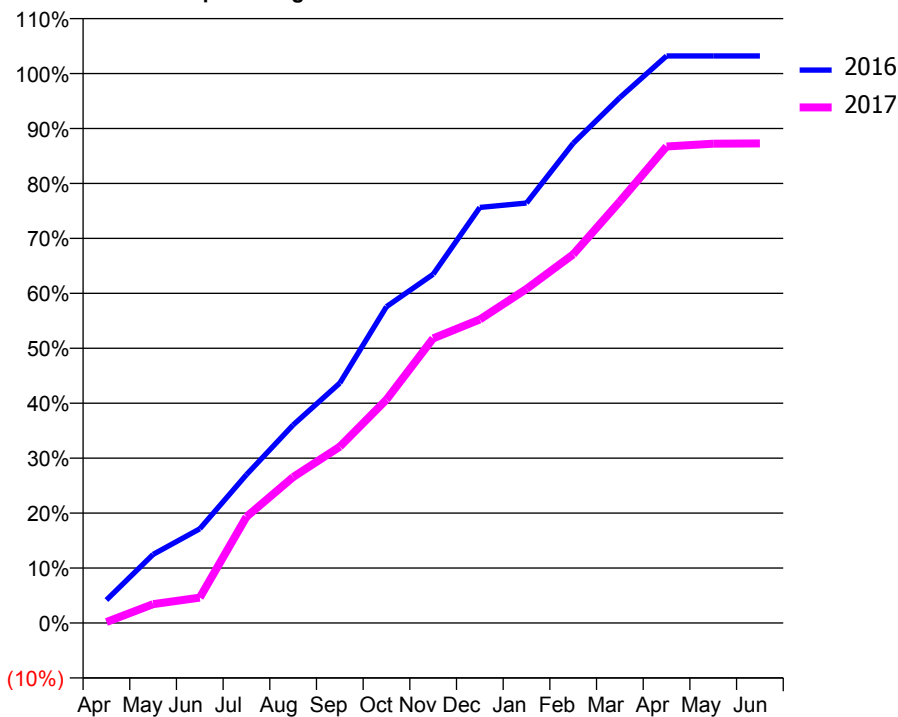
ACCESS*

Patients seen in 24 months	Total	Change since previous quarter
Quarter ending March 2016	510	
Quarter ending June 2016	485	↓
Quarter ending September 2016	489	→
Quarter ending December 2016	477	↓
Quarter ending March 2017	468	↓
Variance since March 2016	(8.2%)	↓



ACTIVITY

Cumulative percentage of contracted UDA delivered 2016 & 2017



Month	Adjusted Scheduled Activity (UDA)	
	2016	2017
April	88	4
May	262	72
June	360	97
July	567	406
August	757	558
September	917	674
October	1,209	854
November	1,333	1,088
December	1,588	1,160
January	1,605	1,277
February	1,833	1,409
March	2,008	1,611
April	2,167	1,821
May	2,167	1,832
June	2,167	1,833

QUALITY

	Quantity	Base Number	Contract	AT	Region	England
% of FP17s for the same patient ID Re-attending within 3 months - Children	0	2	0.0%	12.4%	13.3%	12.3%
% of FP17s for the same patient ID Re-attending within 3 months - Adults	26	306	8.5%	17.7%	17.3%	16.7%
% of FP17s for the same patient ID Re-attending between 3 & 9 months - Children	0	2	0.0%	53.8%	58.9%	57.6%
% of FP17s for the same patient ID Re-attending between 3 & 9 months - Adults	38	306	12.4%	44.6%	52.2%	50.1%
% of FP17s for Band 1 Urgent Courses	0	356	0.0%	11.5%	9.2%	9.1%
% of FP17s Relating to Free Repair or Replacements	0	356	0.0%	0.9%	1.0%	0.8%
% of FP17s Relating to Continuations	9	356	2.5%	1.4%	1.4%	1.2%
% of Patients satisfied with the dentistry they have received	0	0	N/A	93.9%	93.1%	92.8%
% of Patients satisfied with the time they had to wait for an appointment	0	0	N/A	89.4%	89.5%	88.7%

* This is based on patients treated on this contract for their most recent course of treatment. Figures in italics indicate the base number of FP17s or Patient Questionnaire responses are less than 100. N/A is shown where the base number of responses is less than 10 during the period. % is calculated as Quantity/Base number*100

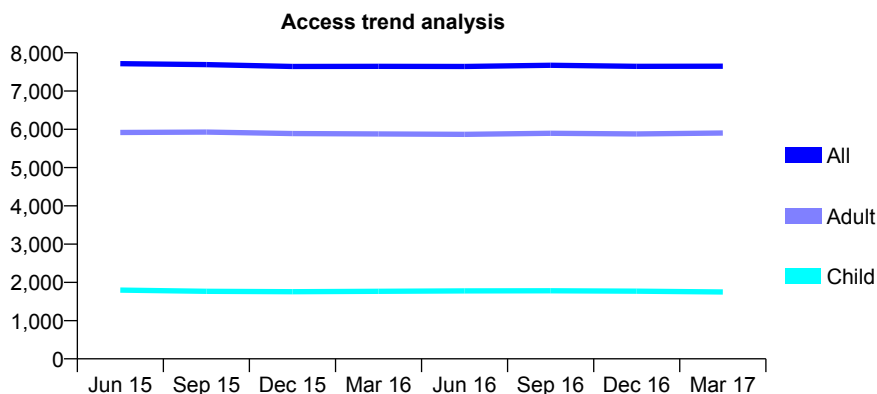
Q48 - Vital Signs At a Glance Contract Report for 190403/0001 - Year end March 2017

Name or company name	Chantastic Limited
Contract type name	GDS Contract
Purpose of contract	General
Contract start date	01/04/2011
Contract end date	

16/17 Contracted general activity (UDA)	24,058
Carry forward general activity (UDA)	0
16/17 Contracted orthodontic activity (UOA)	0
Carry forward orthodontic activity (UOA)	0
Baseline contract value	£615,382.56

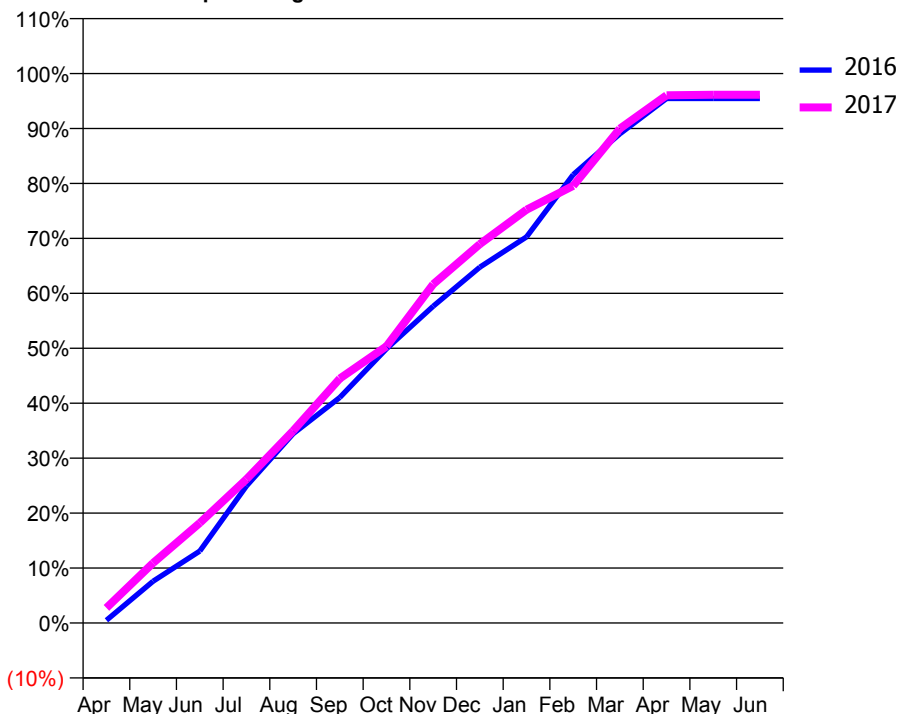
ACCESS*

Patients seen in 24 months	Total	Change since previous quarter
Quarter ending March 2016	7,645	
Quarter ending June 2016	7,644	→
Quarter ending September 2016	7,674	→
Quarter ending December 2016	7,647	→
Quarter ending March 2017	7,650	→
Variance since March 2016	0.1%	→



ACTIVITY

Cumulative percentage of contracted UDA delivered 2016 & 2017



Month	Adjusted Scheduled Activity (UDA)	
	2016	2017
April	118	662
May	1,832	2,628
June	3,152	4,382
July	5,996	6,298
August	8,289	8,417
September	9,877	10,704
October	12,004	12,117
November	13,868	14,834
December	15,580	16,590
January	16,906	18,095
February	19,633	19,139
March	21,416	21,647
April	22,962	23,103
May	22,962	23,127
June	22,962	23,128

QUALITY

	Quantity	Base Number	Contract	AT	Region	England
% of FP17s for the same patient ID Re-attending within 3 months - Children	86	2,360	3.6%	12.4%	13.3%	12.3%
% of FP17s for the same patient ID Re-attending within 3 months - Adults	783	7,479	10.5%	17.7%	17.3%	16.7%
% of FP17s for the same patient ID Re-attending between 3 & 9 months - Children	1,393	2,360	59.0%	53.8%	58.9%	57.6%
% of FP17s for the same patient ID Re-attending between 3 & 9 months - Adults	4,017	7,479	53.7%	44.6%	52.2%	50.1%
% of FP17s for Band 1 Urgent Courses	890	9,831	9.1%	11.5%	9.2%	9.1%
% of FP17s Relating to Free Repair or Replacements	50	9,831	0.5%	0.9%	1.0%	0.8%
% of FP17s Relating to Continuations	76	9,831	0.8%	1.4%	1.4%	1.2%
% of Patients satisfied with the dentistry they have received	10	10	100.0%	93.9%	93.1%	92.8%
% of Patients satisfied with the time they had to wait for an appointment	10	10	100.0%	89.4%	89.5%	88.7%

* This is based on patients treated on this contract for their most recent course of treatment. Figures in italics indicate the base number of FP17s or Patient Questionnaire responses are less than 100. N/A is shown where the base number of responses is less than 10 during the period. % is calculated as Quantity/Base number*100

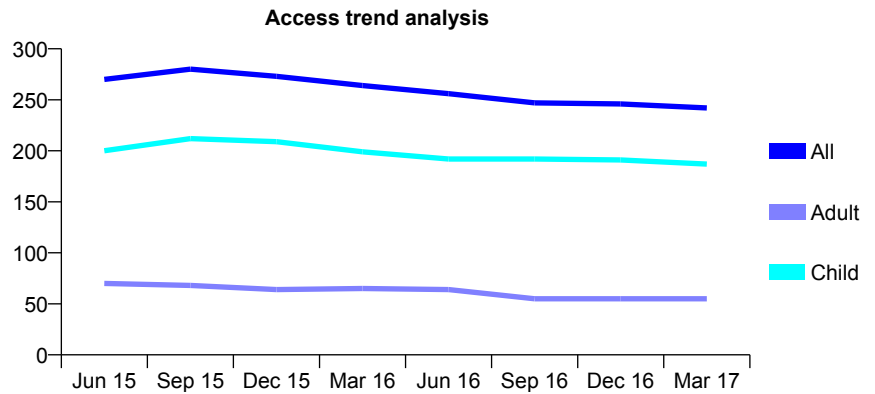
Q48 - Vital Signs At a Glance Contract Report for 190667/0001 - Year end March 2017

Name or company name	Rainford Dental Surgery Limited
Contract type name	GDS Contract
Purpose of contract	General
Contract start date	01/04/2011
Contract end date	

16/17 Contracted general activity (UDA)	500
Carry forward general activity (UDA)	0
16/17 Contracted orthodontic activity (UOA)	0
Carry forward orthodontic activity (UOA)	0
Baseline contract value	£10,593.64

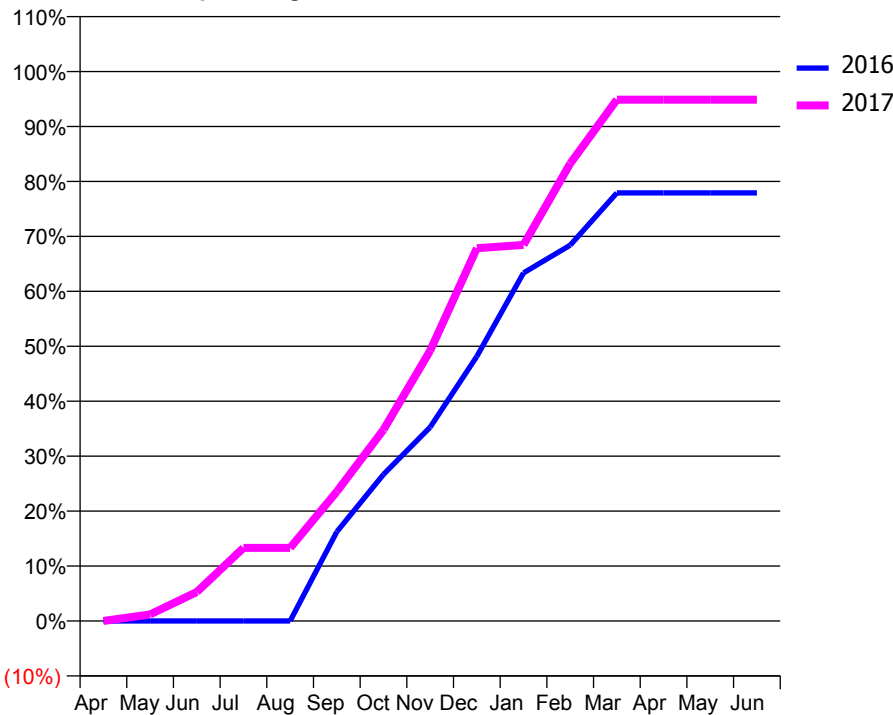
ACCESS*

Patients seen in 24 months	Total	Change since previous quarter
Quarter ending March 2016	264	
Quarter ending June 2016	256	↓
Quarter ending September 2016	247	↓
Quarter ending December 2016	246	→
Quarter ending March 2017	242	↓
Variance since March 2016	(8.3%)	↓



ACTIVITY

Cumulative percentage of contracted UDA delivered 2016 & 2017



Month	2016	2017
April	0	0
May	0	6
June	0	26
July	0	67
August	0	67
September	81	118
October	133	174
November	176	246
December	241	339
January	317	342
February	342	416
March	390	474
April	390	474
May	390	474
June	390	474

QUALITY

	Quantity	Base Number	Contract	AT	Region	England
% of FP17s for the same patient ID Re-attending within 3 months - Children	7	274	2.6%	12.4%	13.3%	12.3%
% of FP17s for the same patient ID Re-attending within 3 months - Adults	3	49	6.1%	17.7%	17.3%	16.7%
% of FP17s for the same patient ID Re-attending between 3 & 9 months - Children	173	274	63.1%	53.8%	58.9%	57.6%
% of FP17s for the same patient ID Re-attending between 3 & 9 months - Adults	29	49	59.2%	44.6%	52.2%	50.1%
% of FP17s for Band 1 Urgent Courses	7	312	2.2%	11.5%	9.2%	9.1%
% of FP17s Relating to Free Repair or Replacements	0	312	0.0%	0.9%	1.0%	0.8%
% of FP17s Relating to Continuations	0	312	0.0%	1.4%	1.4%	1.2%
% of Patients satisfied with the dentistry they have received	1	1	N/A	93.9%	93.1%	92.8%
% of Patients satisfied with the time they had to wait for an appointment	1	1	N/A	89.4%	89.5%	88.7%

* This is based on patients treated on this contract for their most recent course of treatment. Figures in italics indicate the base number of FP17s or Patient Questionnaire responses are less than 100. N/A is shown where the base number of responses is less than 10 during the period. % is calculated as Quantity/Base number*100

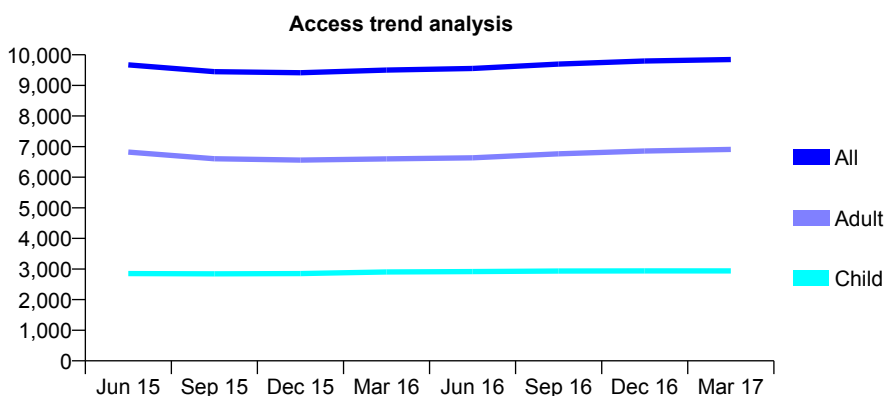
Q48 - Vital Signs At a Glance Contract Report for 190705/0001 - Year end March 2017

Name or company name	J E Thorpe and Associates Ltd
Contract type name	GDS Contract
Purpose of contract	General
Contract start date	01/04/2009
Contract end date	

16/17 Contracted general activity (UDA)	26,250
Carry forward general activity (UDA)	417
16/17 Contracted orthodontic activity (UOA)	0
Carry forward orthodontic activity (UOA)	0
Baseline contract value	£632,595.06

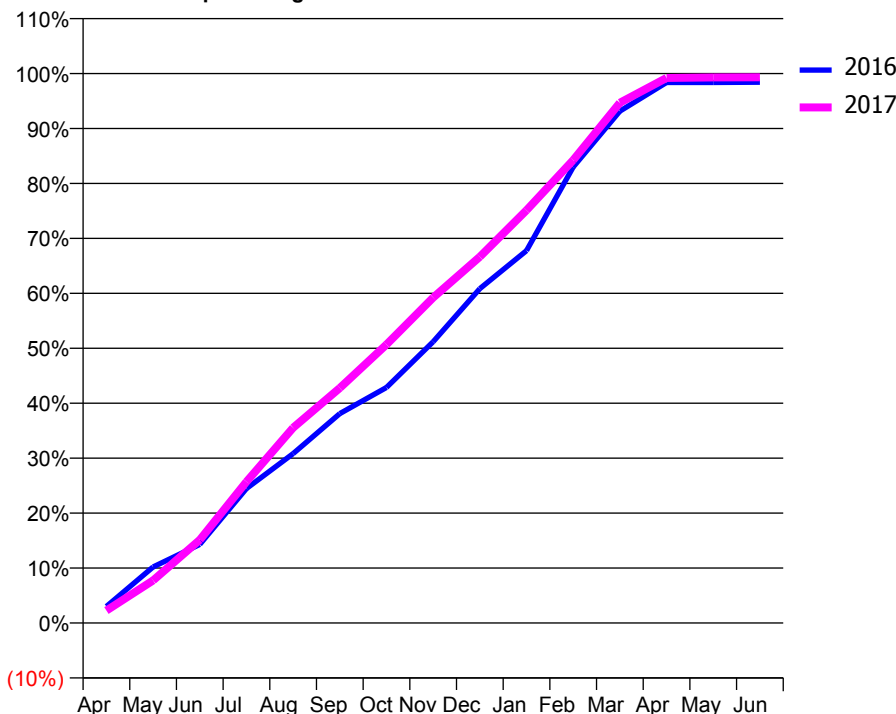
ACCESS*

Patients seen in 24 months	Total	Change since previous quarter
Quarter ending March 2016	9,501	
Quarter ending June 2016	9,554	→
Quarter ending September 2016	9,698	→
Quarter ending December 2016	9,796	→
Quarter ending March 2017	9,845	→
Variance since March 2016	3.6%	↑



ACTIVITY

Cumulative percentage of contracted UDA delivered 2016 & 2017



Adjusted Scheduled Activity (UDA)

Month	2016	2017
April	795	596
May	2,676	2,036
June	3,753	3,974
July	6,427	6,752
August	8,090	9,330
September	10,004	11,229
October	11,253	13,305
November	13,440	15,549
December	15,975	17,494
January	17,787	19,720
February	21,780	22,116
March	24,454	24,852
April	25,823	26,040
May	25,824	26,065
June	25,833	26,072

QUALITY

	Quantity	Base Number	Contract	AT	Region	England
% of FP17s for the same patient ID Re-attending within 3 months - Children	391	4,688	8.3%	12.4%	13.3%	12.3%
% of FP17s for the same patient ID Re-attending within 3 months - Adults	1,338	8,197	16.3%	17.7%	17.3%	16.7%
% of FP17s for the same patient ID Re-attending between 3 & 9 months - Children	2,994	4,688	63.9%	53.8%	58.9%	57.6%
% of FP17s for the same patient ID Re-attending between 3 & 9 months - Adults	3,482	8,197	42.5%	44.6%	52.2%	50.1%
% of FP17s for Band 1 Urgent Courses	1,020	12,205	8.4%	11.5%	9.2%	9.1%
% of FP17s Relating to Free Repair or Replacements	75	12,205	0.6%	0.9%	1.0%	0.8%
% of FP17s Relating to Continuations	250	12,205	2.0%	1.4%	1.4%	1.2%
% of Patients satisfied with the dentistry they have received	33	34	97.1%	93.9%	93.1%	92.8%
% of Patients satisfied with the time they had to wait for an appointment	29	34	85.3%	89.4%	89.5%	88.7%

* This is based on patients treated on this contract for their most recent course of treatment. Figures in italics indicate the base number of FP17s or Patient Questionnaire responses are less than 100. N/A is shown where the base number of responses is less than 10 during the period. % is calculated as Quantity/Base number*100

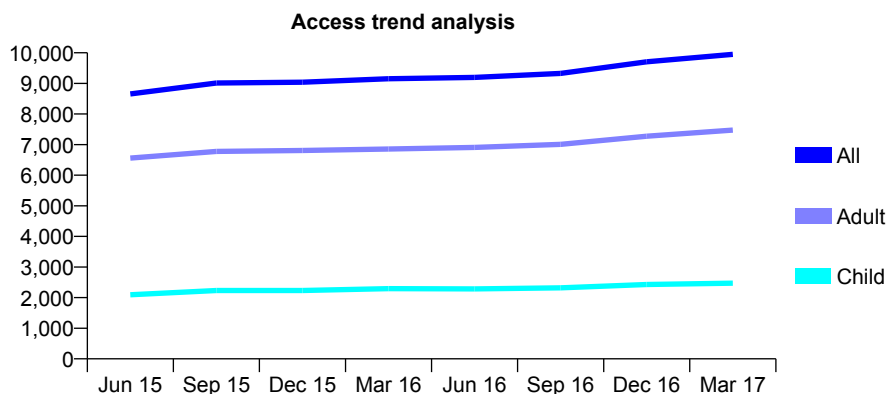
Q48 - Vital Signs At a Glance Contract Report for 190969/0001 - Year end March 2017

Name or company name	Sheil Road Dental Practice
Contract type name	GDS Contract
Purpose of contract	General
Contract start date	01/09/2009
Contract end date	

16/17 Contracted general activity (UDA)	34,500
Carry forward general activity (UDA)	0
16/17 Contracted orthodontic activity (UOA)	0
Carry forward orthodontic activity (UOA)	0
Baseline contract value	£923,353.12

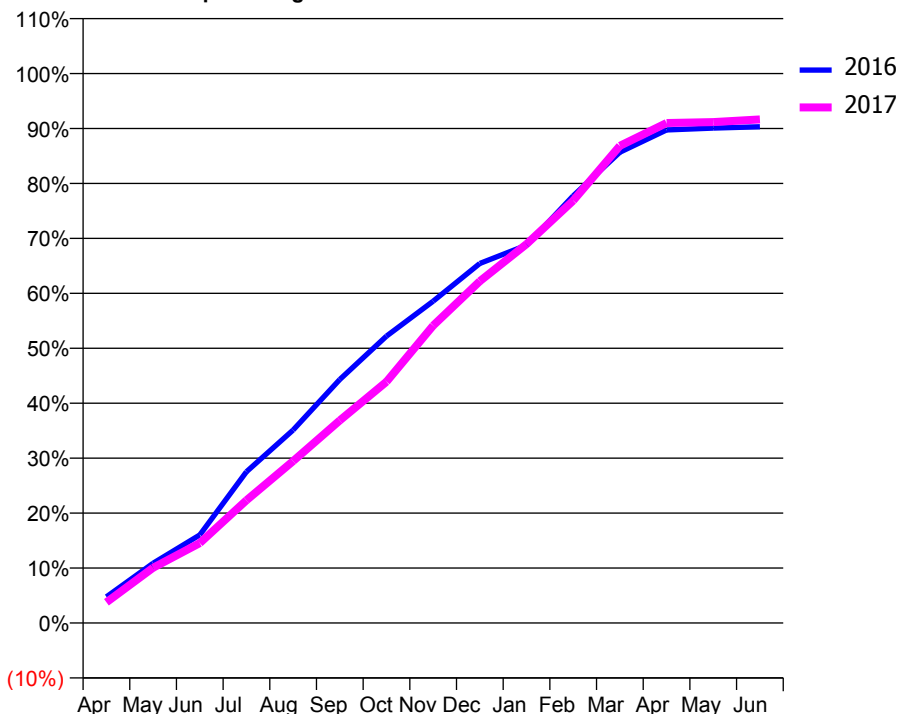
ACCESS*

Patients seen in 24 months	Total	Change since previous quarter
Quarter ending March 2016	9,152	
Quarter ending June 2016	9,195	→
Quarter ending September 2016	9,328	→
Quarter ending December 2016	9,705	↑
Quarter ending March 2017	9,948	↑
Variance since March 2016	8.7%	↑



ACTIVITY

Cumulative percentage of contracted UDA delivered 2016 & 2017



Month	Adjusted Scheduled Activity (UDA)	
	2016	2017
April	1,642	1,306
May	3,758	3,468
June	5,533	5,015
July	9,496	7,705
August	12,121	10,171
September	15,291	12,722
October	18,011	15,146
November	20,202	18,675
December	22,577	21,461
January	23,725	23,787
February	26,823	26,515
March	29,556	29,963
April	30,952	31,390
May	31,074	31,451
June	31,159	31,613

QUALITY

	Quantity	Base Number	Contract	AT	Region	England
% of FP17s for the same patient ID Re-attending within 3 months - Children	405	3,403	11.9%	12.4%	13.3%	12.3%
% of FP17s for the same patient ID Re-attending within 3 months - Adults	1,762	9,461	18.6%	17.7%	17.3%	16.7%
% of FP17s for the same patient ID Re-attending between 3 & 9 months - Children	1,638	3,403	48.1%	53.8%	58.9%	57.6%
% of FP17s for the same patient ID Re-attending between 3 & 9 months - Adults	3,797	9,461	40.1%	44.6%	52.2%	50.1%
% of FP17s for Band 1 Urgent Courses	1,651	11,853	13.9%	11.5%	9.2%	9.1%
% of FP17s Relating to Free Repair or Replacements	47	11,853	0.4%	0.9%	1.0%	0.8%
% of FP17s Relating to Continuations	95	11,853	0.8%	1.4%	1.4%	1.2%
% of Patients satisfied with the dentistry they have received	29	31	93.5%	93.9%	93.1%	92.8%
% of Patients satisfied with the time they had to wait for an appointment	26	31	83.9%	89.4%	89.5%	88.7%

* This is based on patients treated on this contract for their most recent course of treatment. Figures in italics indicate the base number of FP17s or Patient Questionnaire responses are less than 100. N/A is shown where the base number of responses is less than 10 during the period. % is calculated as Quantity/Base number*100

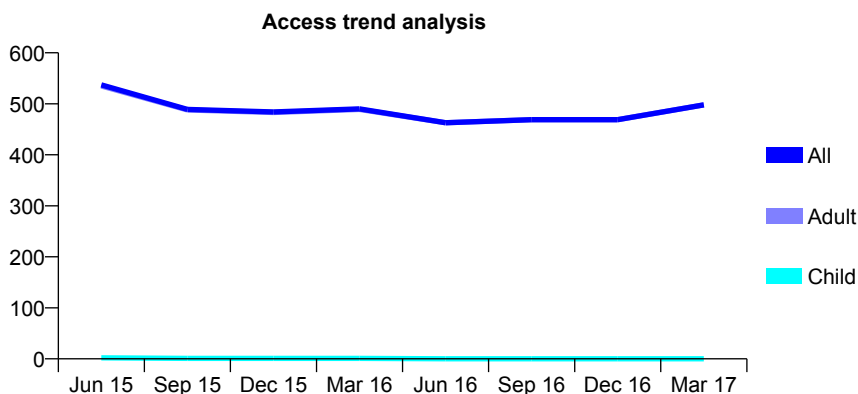
Q48 - Vital Signs At a Glance Contract Report for 190969/0002 - Year end March 2017

Name or company name	Sheil Road Dental Practice
Contract type name	GDS Contract
Purpose of contract	General
Contract start date	01/01/2010
Contract end date	31/03/2018

16/17 Contracted general activity (UDA)	1,750
Carry forward general activity (UDA)	0
16/17 Contracted orthodontic activity (UOA)	0
Carry forward orthodontic activity (UOA)	0
Baseline contract value	£55,525.88

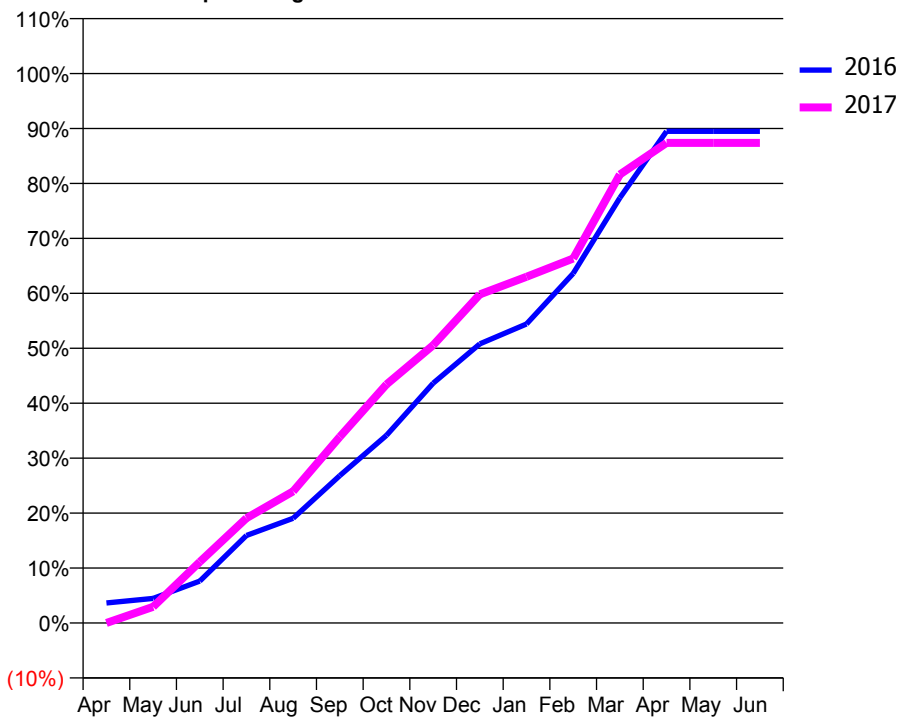
ACCESS*

Patients seen in 24 months	Total	Change since previous quarter
Quarter ending March 2016	490	
Quarter ending June 2016	463	↓
Quarter ending September 2016	469	→
Quarter ending December 2016	469	→
Quarter ending March 2017	498	↑
Variance since March 2016	1.6%	→



ACTIVITY

Cumulative percentage of contracted UDA delivered 2016 & 2017



Month	Adjusted Scheduled Activity (UDA)	
	2016	2017
April	64	0
May	78	52
June	134	195
July	279	334
August	334	419
September	470	593
October	598	760
November	764	885
December	889	1,046
January	952	1,103
February	1,113	1,161
March	1,354	1,428
April	1,566	1,529
May	1,566	1,529
June	1,566	1,529

QUALITY

	Quantity	Base Number	Contract	AT	Region	England
% of FP17s for the same patient ID Re-attending within 3 months - Children	0	0	N/A	12.4%	13.3%	12.3%
% of FP17s for the same patient ID Re-attending within 3 months - Adults	27	425	6.4%	17.7%	17.3%	16.7%
% of FP17s for the same patient ID Re-attending between 3 & 9 months - Children	0	0	N/A	53.8%	58.9%	57.6%
% of FP17s for the same patient ID Re-attending between 3 & 9 months - Adults	66	425	15.5%	44.6%	52.2%	50.1%
% of FP17s for Band 1 Urgent Courses	70	416	16.8%	11.5%	9.2%	9.1%
% of FP17s Relating to Free Repair or Replacements	0	416	0.0%	0.9%	1.0%	0.8%
% of FP17s Relating to Continuations	1	416	0.2%	1.4%	1.4%	1.2%
% of Patients satisfied with the dentistry they have received	1	1	N/A	93.9%	93.1%	92.8%
% of Patients satisfied with the time they had to wait for an appointment	1	1	N/A	89.4%	89.5%	88.7%

* This is based on patients treated on this contract for their most recent course of treatment. Figures in italics indicate the base number of FP17s or Patient Questionnaire responses are less than 100. N/A is shown where the base number of responses is less than 10 during the period. % is calculated as Quantity/Base number*100

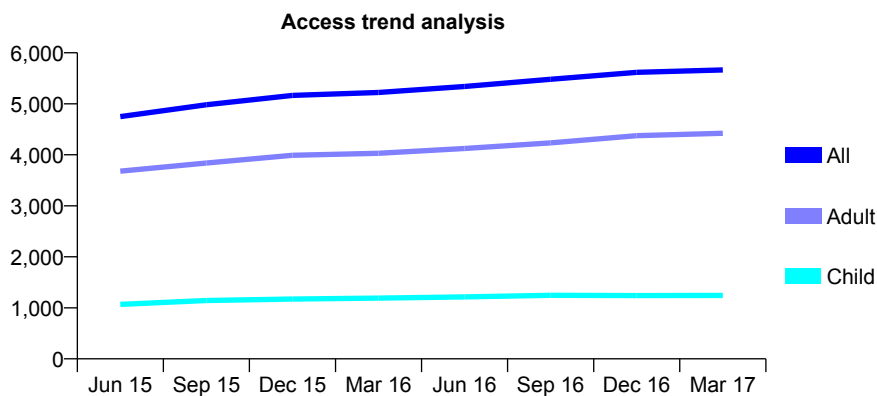
Q48 - Vital Signs At a Glance Contract Report for 193003/0001 - Year end March 2017

Name or company name	Aintree Dental Practice
Contract type name	GDS Contract
Purpose of contract	General
Contract start date	01/06/2009
Contract end date	

16/17 Contracted general activity (UDA)	20,439
Carry forward general activity (UDA)	-564
16/17 Contracted orthodontic activity (UOA)	0
Carry forward orthodontic activity (UOA)	0
Baseline contract value	£521,391.06

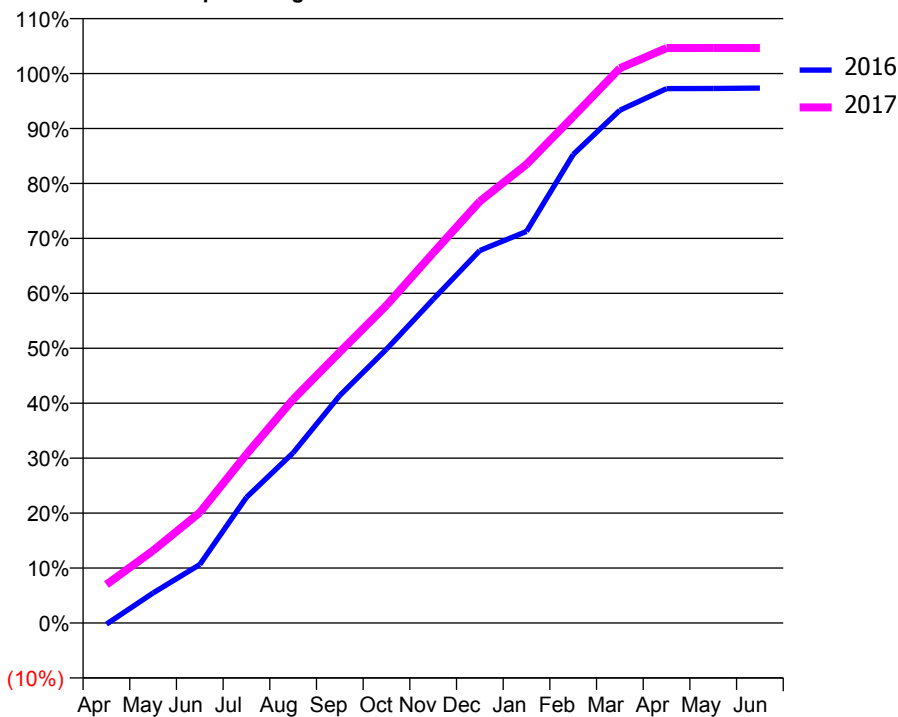
ACCESS*

Patients seen in 24 months	Total	Change since previous quarter
Quarter ending March 2016	5,223	
Quarter ending June 2016	5,339	↑
Quarter ending September 2016	5,480	↑
Quarter ending December 2016	5,617	↑
Quarter ending March 2017	5,665	→
Variance since March 2016	8.5%	↑



ACTIVITY

Cumulative percentage of contracted UDA delivered 2016 & 2017



Month	Adjusted Scheduled Activity (UDA)	
	2016	2017
April	-47	1,432
May	1,120	2,698
June	2,176	4,112
July	4,675	6,274
August	6,331	8,320
September	8,463	10,083
October	10,188	11,816
November	12,039	13,766
December	13,855	15,685
January	14,567	17,061
February	17,429	18,837
March	19,074	20,638
April	19,877	21,384
May	19,881	21,390
June	19,895	21,387

QUALITY

	Quantity	Base Number	Contract	AT	Region	England
% of FP17s for the same patient ID Re-attending within 3 months - Children	224	1,974	11.3%	12.4%	13.3%	12.3%
% of FP17s for the same patient ID Re-attending within 3 months - Adults	781	5,285	14.8%	17.7%	17.3%	16.7%
% of FP17s for the same patient ID Re-attending between 3 & 9 months - Children	1,082	1,974	54.8%	53.8%	58.9%	57.6%
% of FP17s for the same patient ID Re-attending between 3 & 9 months - Adults	2,129	5,285	40.3%	44.6%	52.2%	50.1%
% of FP17s for Band 1 Urgent Courses	594	7,218	8.2%	11.5%	9.2%	9.1%
% of FP17s Relating to Free Repair or Replacements	30	7,218	0.4%	0.9%	1.0%	0.8%
% of FP17s Relating to Continuations	129	7,218	1.8%	1.4%	1.4%	1.2%
% of Patients satisfied with the dentistry they have received	12	14	85.7%	93.9%	93.1%	92.8%
% of Patients satisfied with the time they had to wait for an appointment	10	14	71.4%	89.4%	89.5%	88.7%

* This is based on patients treated on this contract for their most recent course of treatment. Figures in italics indicate the base number of FP17s or Patient Questionnaire responses are less than 100. N/A is shown where the base number of responses is less than 10 during the period. % is calculated as Quantity/Base number*100

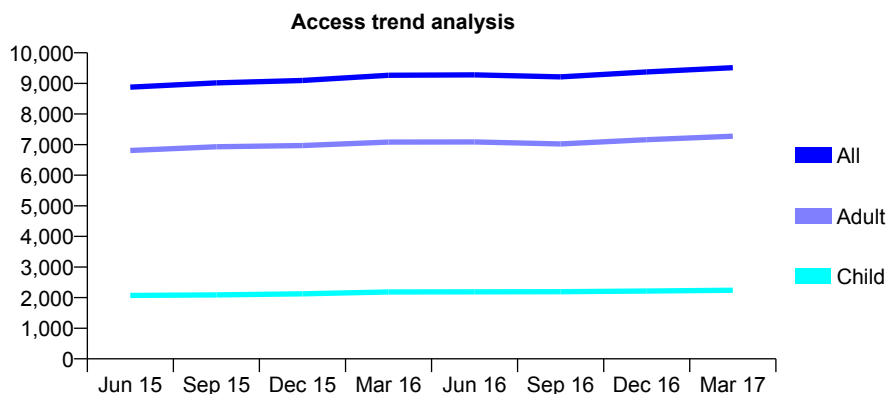
Q48 - Vital Signs At a Glance Contract Report for 195294/0001 - Year end March 2017

Name or company name	Deacon Dental Ltd
Contract type name	GDS Contract
Purpose of contract	General
Contract start date	01/04/2009
Contract end date	

16/17 Contracted general activity (UDA)	33,226
Carry forward general activity (UDA)	-54
16/17 Contracted orthodontic activity (UOA)	0
Carry forward orthodontic activity (UOA)	0
Baseline contract value	£935,453.70

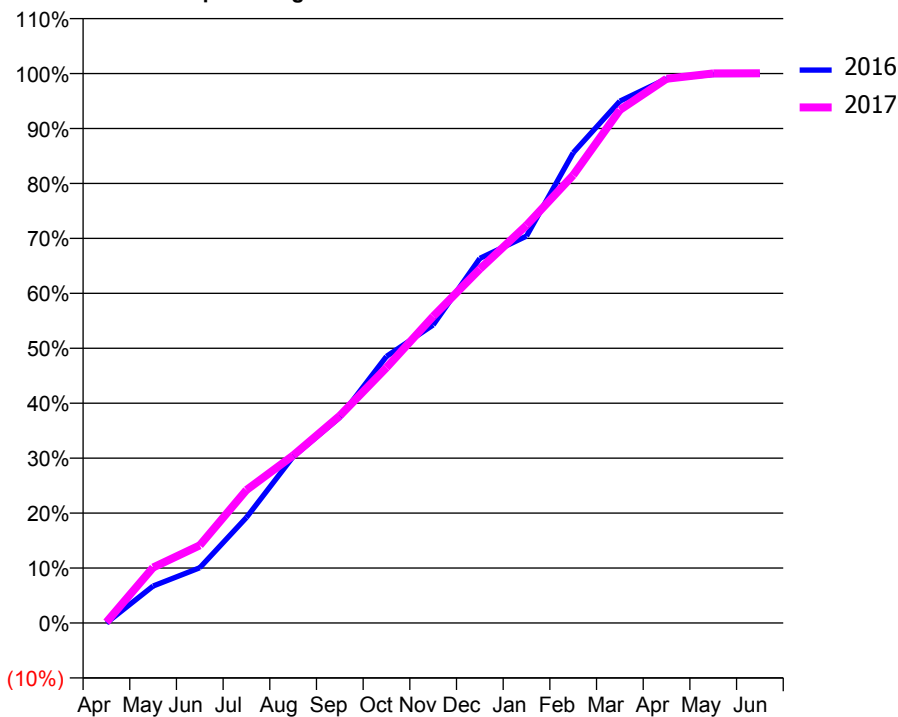
ACCESS*

Patients seen in 24 months	Total	Change since previous quarter
Quarter ending March 2016	9,267	
Quarter ending June 2016	9,277	→
Quarter ending September 2016	9,215	→
Quarter ending December 2016	9,375	→
Quarter ending March 2017	9,514	→
Variance since March 2016	2.7%	↑



ACTIVITY

Cumulative percentage of contracted UDA delivered 2016 & 2017



Month	Adjusted Scheduled Activity (UDA)	
	2016	2017
April	3	54
May	2,241	3,355
June	3,344	4,696
July	6,382	8,044
August	10,058	10,130
September	12,434	12,537
October	16,119	15,447
November	18,028	18,539
December	22,050	21,402
January	23,398	24,047
February	28,436	27,081
March	31,552	31,024
April	32,912	32,908
May	33,169	33,228
June	33,172	33,243

QUALITY

	Quantity	Base Number	Contract	AT	Region	England
% of FP17s for the same patient ID Re-attending within 3 months - Children	621	4,129	15.0%	12.4%	13.3%	12.3%
% of FP17s for the same patient ID Re-attending within 3 months - Adults	1,835	9,187	20.0%	17.7%	17.3%	16.7%
% of FP17s for the same patient ID Re-attending between 3 & 9 months - Children	2,501	4,129	60.6%	53.8%	58.9%	57.6%
% of FP17s for the same patient ID Re-attending between 3 & 9 months - Adults	4,014	9,187	43.7%	44.6%	52.2%	50.1%
% of FP17s for Band 1 Urgent Courses	1,275	13,427	9.5%	11.5%	9.2%	9.1%
% of FP17s Relating to Free Repair or Replacements	93	13,427	0.7%	0.9%	1.0%	0.8%
% of FP17s Relating to Continuations	231	13,427	1.7%	1.4%	1.4%	1.2%
% of Patients satisfied with the dentistry they have received	19	19	100.0%	93.9%	93.1%	92.8%
% of Patients satisfied with the time they had to wait for an appointment	18	19	94.7%	89.4%	89.5%	88.7%

* This is based on patients treated on this contract for their most recent course of treatment. Figures in italics indicate the base number of FP17s or Patient Questionnaire responses are less than 100. N/A is shown where the base number of responses is less than 10 during the period. % is calculated as Quantity/Base number*100

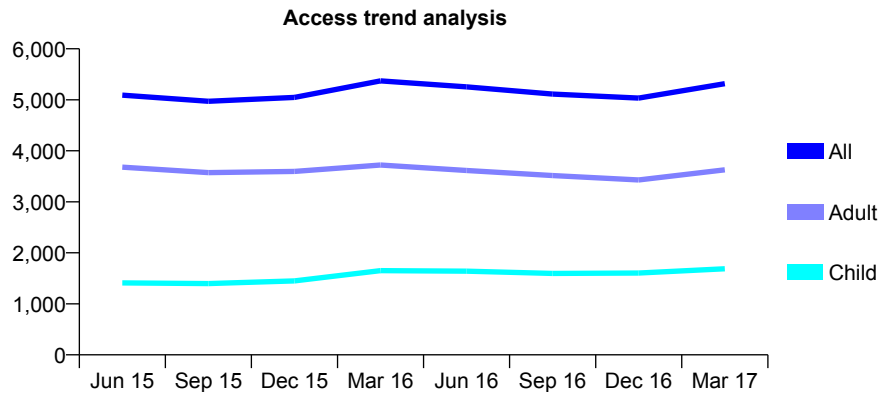
Q48 - Vital Signs At a Glance Contract Report for 197246/0001 - Year end March 2017

Name or company name	Bennett and McGinty
Contract type name	GDS Contract
Purpose of contract	General
Contract start date	01/04/2009
Contract end date	

16/17 Contracted general activity (UDA)	15,282
Carry forward general activity (UDA)	0
16/17 Contracted orthodontic activity (UOA)	0
Carry forward orthodontic activity (UOA)	0
Baseline contract value	£389,846.54

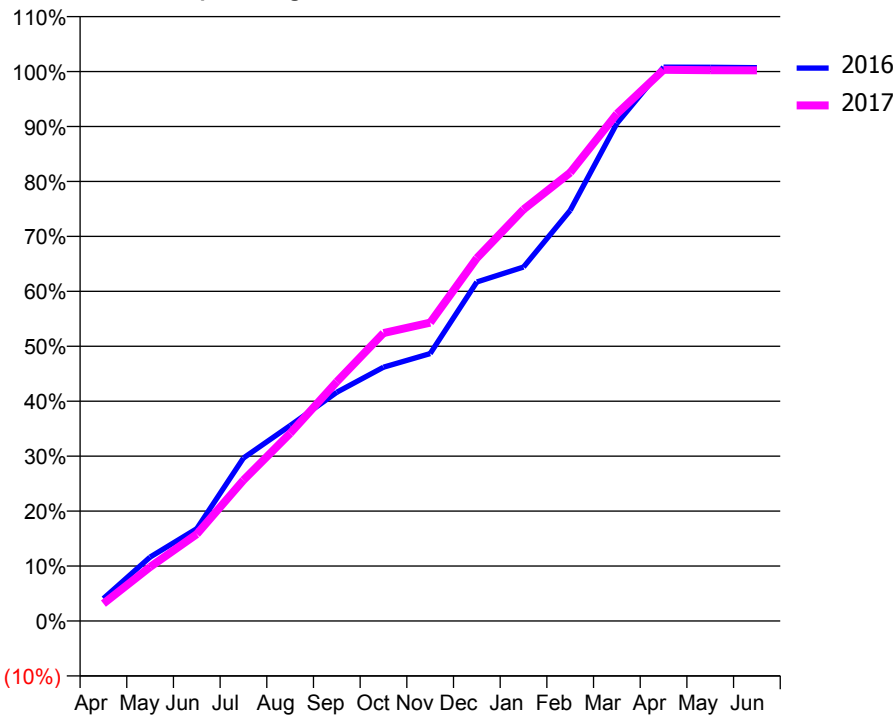
ACCESS*

Patients seen in 24 months	Total	Change since previous quarter
Quarter ending March 2016	5,371	
Quarter ending June 2016	5,254	↓
Quarter ending September 2016	5,113	↓
Quarter ending December 2016	5,033	↓
Quarter ending March 2017	5,316	↑
Variance since March 2016	(1.0%)	↓



ACTIVITY

Cumulative percentage of contracted UDA delivered 2016 & 2017



Month	Adjusted Scheduled Activity (UDA)	
	2016	2017
April	625	485
May	1,778	1,504
June	2,568	2,415
July	4,533	3,918
August	5,436	5,220
September	6,360	6,654
October	7,059	8,007
November	7,438	8,298
December	9,429	10,093
January	9,844	11,447
February	11,419	12,470
March	13,838	14,104
April	15,403	15,331
May	15,401	15,318
June	15,388	15,315

QUALITY

	Quantity	Base Number	Contract	AT	Region	England
% of FP17s for the same patient ID Re-attending within 3 months - Children	222	2,313	9.6%	12.4%	13.3%	12.3%
% of FP17s for the same patient ID Re-attending within 3 months - Adults	1,005	4,712	21.3%	17.7%	17.3%	16.7%
% of FP17s for the same patient ID Re-attending between 3 & 9 months - Children	977	2,313	42.2%	53.8%	58.9%	57.6%
% of FP17s for the same patient ID Re-attending between 3 & 9 months - Adults	1,597	4,712	33.9%	44.6%	52.2%	50.1%
% of FP17s for Band 1 Urgent Courses	898	6,823	13.2%	11.5%	9.2%	9.1%
% of FP17s Relating to Free Repair or Replacements	113	6,823	1.7%	0.9%	1.0%	0.8%
% of FP17s Relating to Continuations	31	6,823	0.5%	1.4%	1.4%	1.2%
% of Patients satisfied with the dentistry they have received	7	8	N/A	93.9%	93.1%	92.8%
% of Patients satisfied with the time they had to wait for an appointment	7	8	N/A	89.4%	89.5%	88.7%

* This is based on patients treated on this contract for their most recent course of treatment. Figures in italics indicate the base number of FP17s or Patient Questionnaire responses are less than 100. N/A is shown where the base number of responses is less than 10 during the period. % is calculated as Quantity/Base number*100

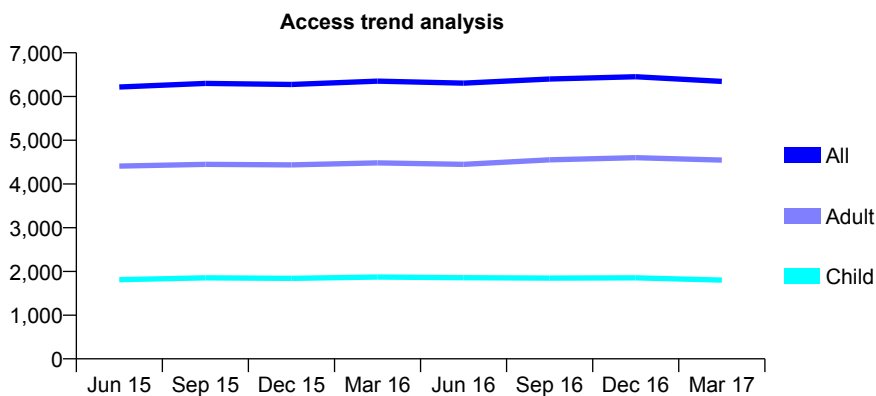
Q48 - Vital Signs At a Glance Contract Report for 197289/0001 - Year end March 2017

Name or company name	PJ Beard & Associates Ltd
Contract type name	GDS Contract
Purpose of contract	General
Contract start date	01/09/2011
Contract end date	

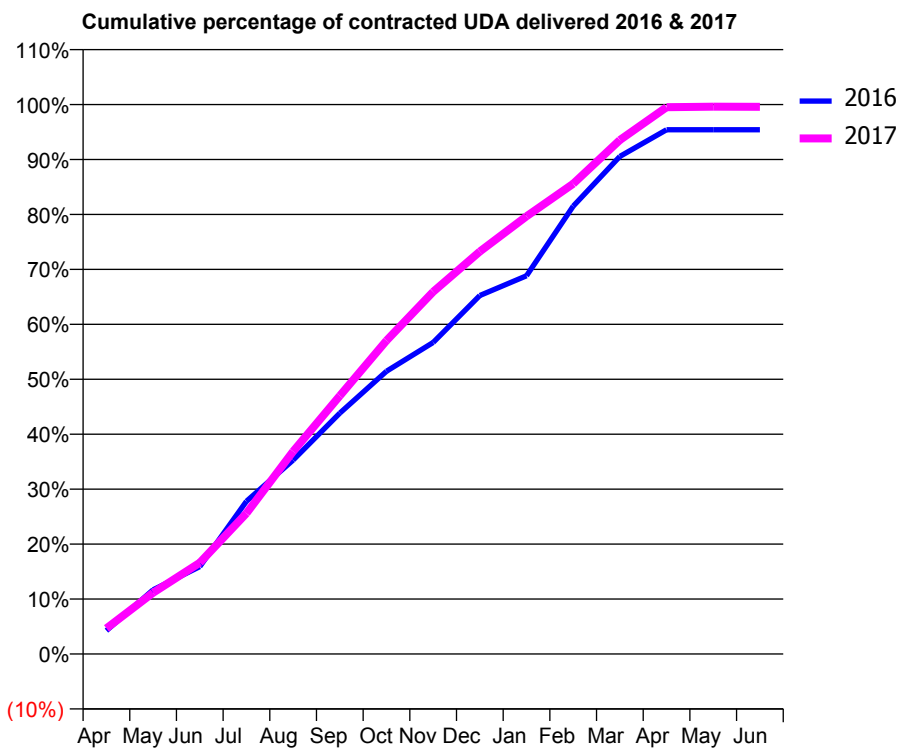
16/17 Contracted general activity (UDA)	19,288
Carry forward general activity (UDA)	0
16/17 Contracted orthodontic activity (UOA)	0
Carry forward orthodontic activity (UOA)	0
Baseline contract value	£454,855.80

ACCESS*

Patients seen in 24 months	Total	Change since previous quarter
Quarter ending March 2016	6,352	
Quarter ending June 2016	6,307	→
Quarter ending September 2016	6,400	→
Quarter ending December 2016	6,454	→
Quarter ending March 2017	6,347	↓
Variance since March 2016	(0.1%)	→



ACTIVITY



Month	Adjusted Scheduled Activity (UDA)	
	2016	2017
April	823	903
May	2,253	2,153
June	3,067	3,203
July	5,360	4,942
August	6,810	7,114
September	8,455	9,066
October	9,927	11,004
November	10,936	12,717
December	12,584	14,129
January	13,277	15,366
February	15,720	16,508
March	17,464	18,043
April	18,401	19,194
May	18,401	19,210
June	18,402	19,207

QUALITY

	Quantity	Base Number	Contract	AT	Region	England
% of FP17s for the same patient ID Re-attending within 3 months - Children	218	2,875	7.6%	12.4%	13.3%	12.3%
% of FP17s for the same patient ID Re-attending within 3 months - Adults	913	5,855	15.6%	17.7%	17.3%	16.7%
% of FP17s for the same patient ID Re-attending between 3 & 9 months - Children	1,982	2,875	68.9%	53.8%	58.9%	57.6%
% of FP17s for the same patient ID Re-attending between 3 & 9 months - Adults	2,635	5,855	45.0%	44.6%	52.2%	50.1%
% of FP17s for Band 1 Urgent Courses	844	8,921	9.5%	11.5%	9.2%	9.1%
% of FP17s Relating to Free Repair or Replacements	91	8,921	1.0%	0.9%	1.0%	0.8%
% of FP17s Relating to Continuations	155	8,921	1.7%	1.4%	1.4%	1.2%
% of Patients satisfied with the dentistry they have received	18	19	94.7%	93.9%	93.1%	92.8%
% of Patients satisfied with the time they had to wait for an appointment	16	19	84.2%	89.4%	89.5%	88.7%

* This is based on patients treated on this contract for their most recent course of treatment. Figures in italics indicate the base number of FP17s or Patient Questionnaire responses are less than 100. N/A is shown where the base number of responses is less than 10 during the period. % is calculated as Quantity/Base number*100

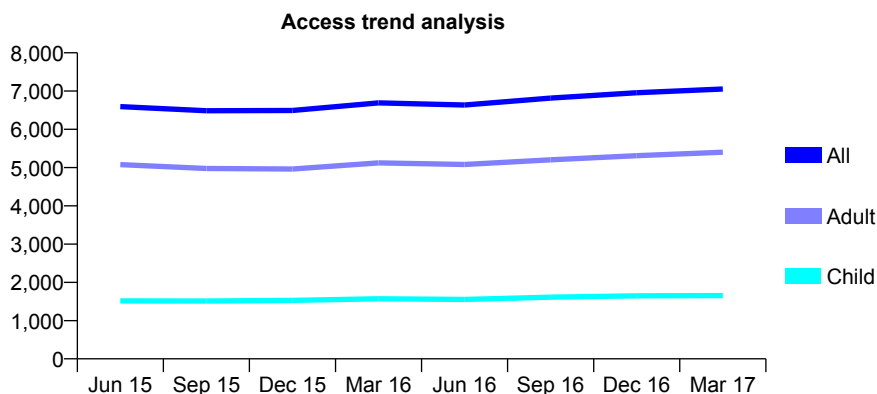
Q48 - Vital Signs At a Glance Contract Report for 198633/0002 - Year end March 2017

Name or company name	Mr O Butt & Mrs S Alam
Contract type name	GDS Contract
Purpose of contract	General
Contract start date	01/04/2008
Contract end date	

16/17 Contracted general activity (UDA)	22,345
Carry forward general activity (UDA)	0
16/17 Contracted orthodontic activity (UOA)	0
Carry forward orthodontic activity (UOA)	0
Baseline contract value	£570,024.93

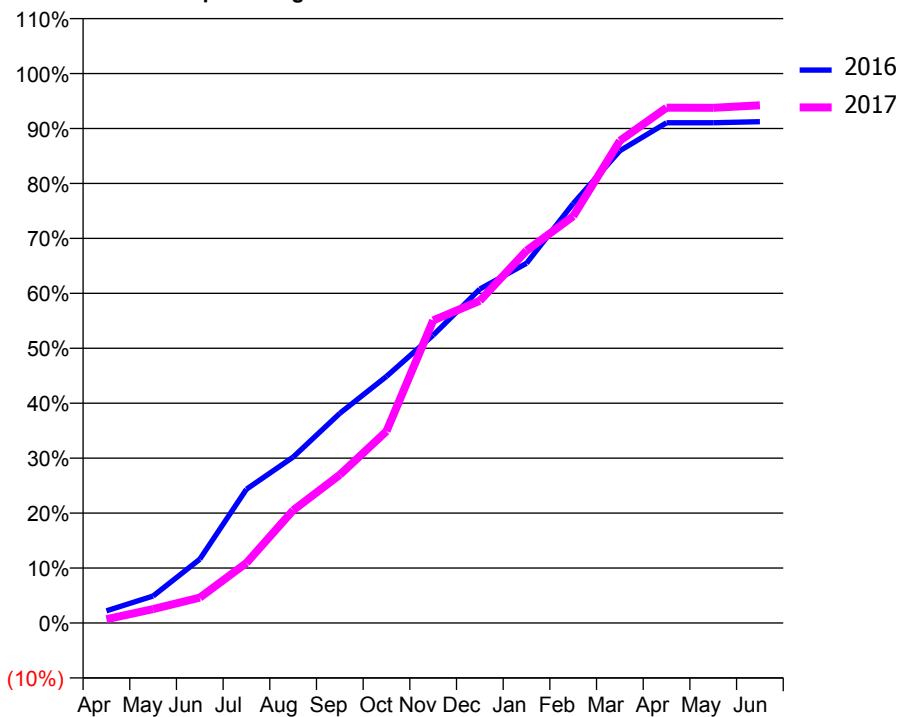
ACCESS*

Patients seen in 24 months	Total	Change since previous quarter
Quarter ending March 2016	6,692	
Quarter ending June 2016	6,634	→
Quarter ending September 2016	6,816	↑
Quarter ending December 2016	6,957	↑
Quarter ending March 2017	7,055	→
Variance since March 2016	5.4%	↑



ACTIVITY

Cumulative percentage of contracted UDA delivered 2016 & 2017



Adjusted Scheduled Activity (UDA)

Month	2016	2017
April	498	153
May	1,098	567
June	2,592	1,033
July	5,441	2,444
August	6,746	4,583
September	8,527	6,029
October	10,030	7,799
November	11,705	12,309
December	13,582	13,104
January	14,628	15,140
February	17,057	16,540
March	19,205	19,608
April	20,340	20,955
May	20,345	20,952
June	20,385	21,053

QUALITY

	Quantity	Base Number	Contract	AT	Region	England
% of FP17s for the same patient ID Re-attending within 3 months - Children	190	2,390	7.9%	12.4%	13.3%	12.3%
% of FP17s for the same patient ID Re-attending within 3 months - Adults	1,105	7,416	14.9%	17.7%	17.3%	16.7%
% of FP17s for the same patient ID Re-attending between 3 & 9 months - Children	1,469	2,390	61.5%	53.8%	58.9%	57.6%
% of FP17s for the same patient ID Re-attending between 3 & 9 months - Adults	3,823	7,416	51.6%	44.6%	52.2%	50.1%
% of FP17s for Band 1 Urgent Courses	805	9,917	8.1%	11.5%	9.2%	9.1%
% of FP17s Relating to Free Repair or Replacements	88	9,917	0.9%	0.9%	1.0%	0.8%
% of FP17s Relating to Continuations	91	9,917	0.9%	1.4%	1.4%	1.2%
% of Patients satisfied with the dentistry they have received	48	48	100.0%	93.9%	93.1%	92.8%
% of Patients satisfied with the time they had to wait for an appointment	42	48	87.5%	89.4%	89.5%	88.7%

* This is based on patients treated on this contract for their most recent course of treatment. Figures in italics indicate the base number of FP17s or Patient Questionnaire responses are less than 100. N/A is shown where the base number of responses is less than 10 during the period. % is calculated as Quantity/Base number*100

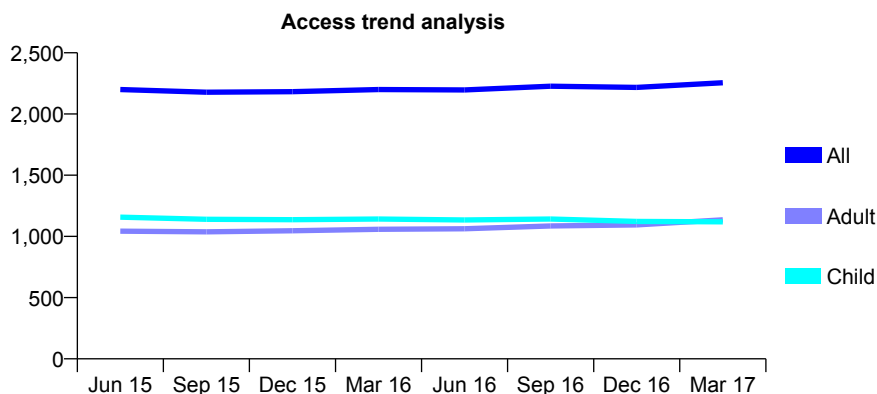
Q48 - Vital Signs At a Glance Contract Report for 199354/0001 - Year end March 2017

Name or company name	Aigburth Dental Practice
Contract type name	GDS Contract
Purpose of contract	General
Contract start date	01/06/2012
Contract end date	

16/17 Contracted general activity (UDA)	6,357
Carry forward general activity (UDA)	0
16/17 Contracted orthodontic activity (UOA)	0
Carry forward orthodontic activity (UOA)	0
Baseline contract value	£219,897.55

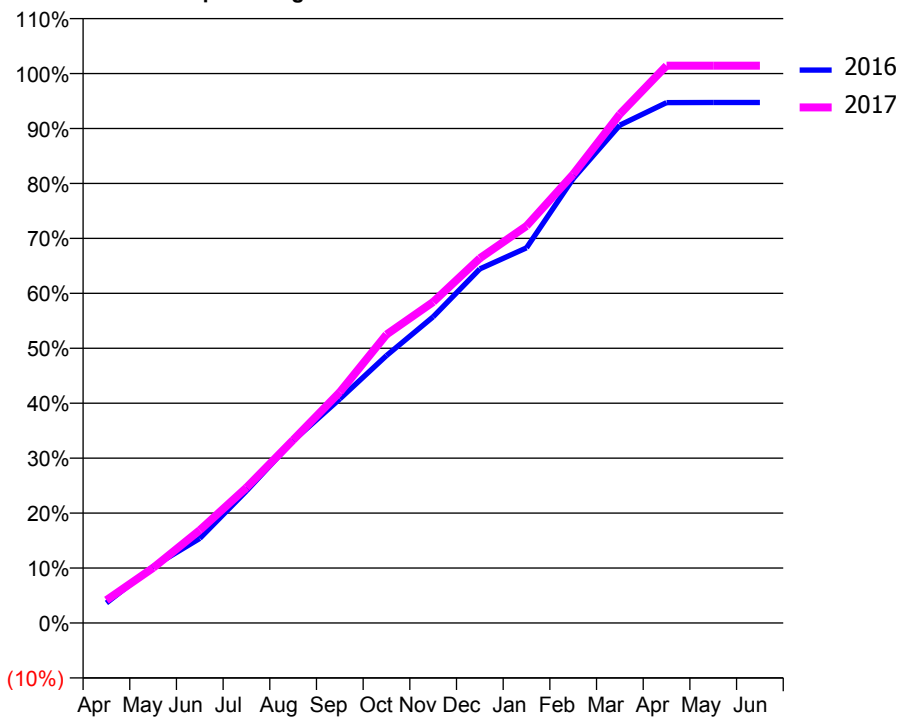
ACCESS*

Patients seen in 24 months	Total	Change since previous quarter
Quarter ending March 2016	2,200	
Quarter ending June 2016	2,197	→
Quarter ending September 2016	2,227	→
Quarter ending December 2016	2,217	→
Quarter ending March 2017	2,255	→
Variance since March 2016	2.5%	↑



ACTIVITY

Cumulative percentage of contracted UDA delivered 2016 & 2017



Month	Adjusted Scheduled Activity (UDA)	
	2016	2017
April	233	264
May	653	637
June	979	1,075
July	1,528	1,566
August	2,109	2,117
September	2,593	2,672
October	3,094	3,338
November	3,543	3,714
December	4,096	4,219
January	4,340	4,593
February	5,142	5,192
March	5,760	5,887
April	6,021	6,448
May	6,022	6,448
June	6,022	6,448

QUALITY

	Quantity	Base Number	Contract	AT	Region	England
% of FP17s for the same patient ID Re-attending within 3 months - Children	157	1,659	9.5%	12.4%	13.3%	12.3%
% of FP17s for the same patient ID Re-attending within 3 months - Adults	184	1,261	14.6%	17.7%	17.3%	16.7%
% of FP17s for the same patient ID Re-attending between 3 & 9 months - Children	934	1,659	56.3%	53.8%	58.9%	57.6%
% of FP17s for the same patient ID Re-attending between 3 & 9 months - Adults	532	1,261	42.2%	44.6%	52.2%	50.1%
% of FP17s for Band 1 Urgent Courses	238	2,976	8.0%	11.5%	9.2%	9.1%
% of FP17s Relating to Free Repair or Replacements	5	2,976	0.2%	0.9%	1.0%	0.8%
% of FP17s Relating to Continuations	50	2,976	1.7%	1.4%	1.4%	1.2%
% of Patients satisfied with the dentistry they have received	3	4	N/A	93.9%	93.1%	92.8%
% of Patients satisfied with the time they had to wait for an appointment	4	4	N/A	89.4%	89.5%	88.7%

* This is based on patients treated on this contract for their most recent course of treatment. Figures in italics indicate the base number of FP17s or Patient Questionnaire responses are less than 100. N/A is shown where the base number of responses is less than 10 during the period. % is calculated as Quantity/Base number*100

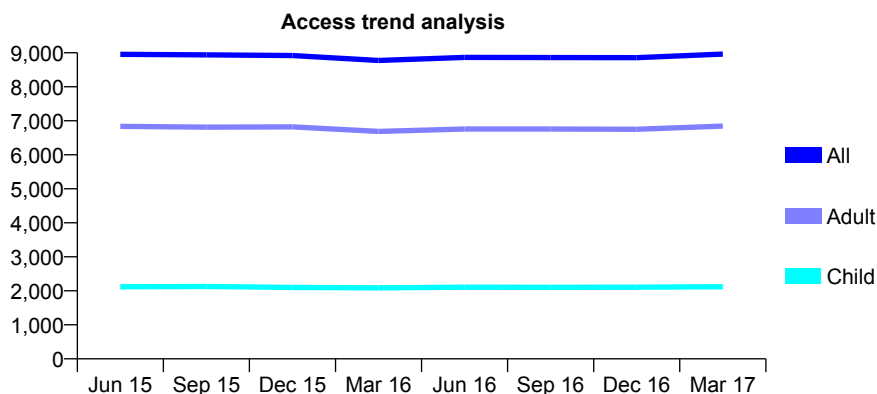
Q48 - Vital Signs At a Glance Contract Report for 199605/0001 - Year end March 2017

Name or company name	Chantastic Limited
Contract type name	GDS Contract
Purpose of contract	General
Contract start date	01/04/2011
Contract end date	

16/17 Contracted general activity (UDA)	35,375
Carry forward general activity (UDA)	0
16/17 Contracted orthodontic activity (UOA)	0
Carry forward orthodontic activity (UOA)	0
Baseline contract value	£1,130,069.31

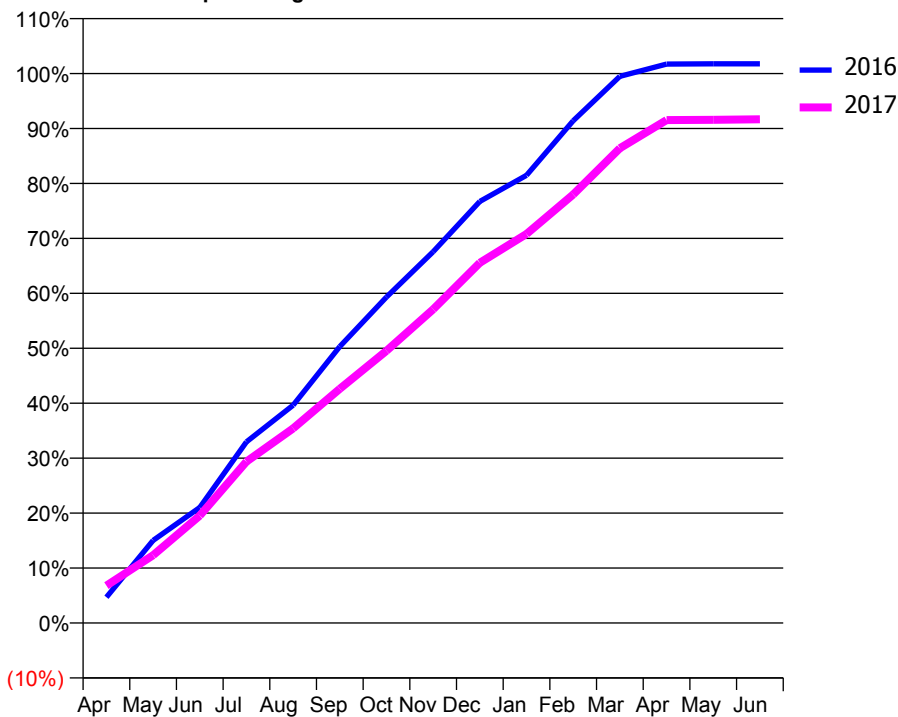
ACCESS*

Patients seen in 24 months	Total	Change since previous quarter
Quarter ending March 2016	8,776	
Quarter ending June 2016	8,866	→
Quarter ending September 2016	8,859	→
Quarter ending December 2016	8,857	→
Quarter ending March 2017	8,963	→
Variance since March 2016	2.1%	↑



ACTIVITY

Cumulative percentage of contracted UDA delivered 2016 & 2017



Adjusted Scheduled Activity (UDA)

Month	2016	2017
April	1,659	2,411
May	5,315	4,365
June	7,439	6,912
July	11,661	10,389
August	14,024	12,532
September	17,801	15,079
October	20,987	17,523
November	23,906	20,196
December	27,140	23,187
January	28,823	25,045
February	32,329	27,583
March	35,192	30,566
April	35,986	32,378
May	35,995	32,391
June	35,998	32,423

QUALITY

	Quantity	Base Number	Contract	AT	Region	England
% of FP17s for the same patient ID Re-attending within 3 months - Children	346	3,234	10.7%	12.4%	13.3%	12.3%
% of FP17s for the same patient ID Re-attending within 3 months - Adults	1,415	8,871	16.0%	17.7%	17.3%	16.7%
% of FP17s for the same patient ID Re-attending between 3 & 9 months - Children	1,805	3,234	55.8%	53.8%	58.9%	57.6%
% of FP17s for the same patient ID Re-attending between 3 & 9 months - Adults	4,223	8,871	47.6%	44.6%	52.2%	50.1%
% of FP17s for Band 1 Urgent Courses	1,118	12,245	9.1%	11.5%	9.2%	9.1%
% of FP17s Relating to Free Repair or Replacements	191	12,245	1.6%	0.9%	1.0%	0.8%
% of FP17s Relating to Continuations	87	12,245	0.7%	1.4%	1.4%	1.2%
% of Patients satisfied with the dentistry they have received	27	30	90.0%	93.9%	93.1%	92.8%
% of Patients satisfied with the time they had to wait for an appointment	28	30	93.3%	89.4%	89.5%	88.7%

* This is based on patients treated on this contract for their most recent course of treatment. Figures in italics indicate the base number of FP17s or Patient Questionnaire responses are less than 100. N/A is shown where the base number of responses is less than 10 during the period. % is calculated as Quantity/Base number*100

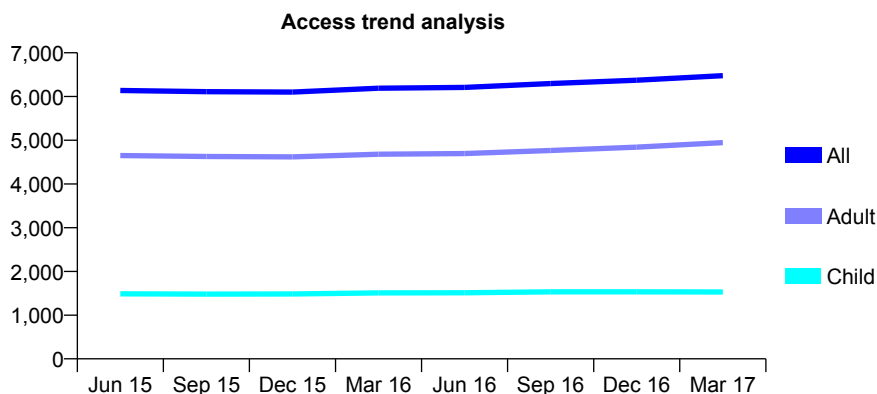
Q48 - Vital Signs At a Glance Contract Report for 199796/0001 - Year end March 2017

Name or company name	Stanley Villas Ltd
Contract type name	GDS Contract
Purpose of contract	General
Contract start date	01/04/2009
Contract end date	

16/17 Contracted general activity (UDA)	22,074
Carry forward general activity (UDA)	134
16/17 Contracted orthodontic activity (UOA)	0
Carry forward orthodontic activity (UOA)	0
Baseline contract value	£637,792.74

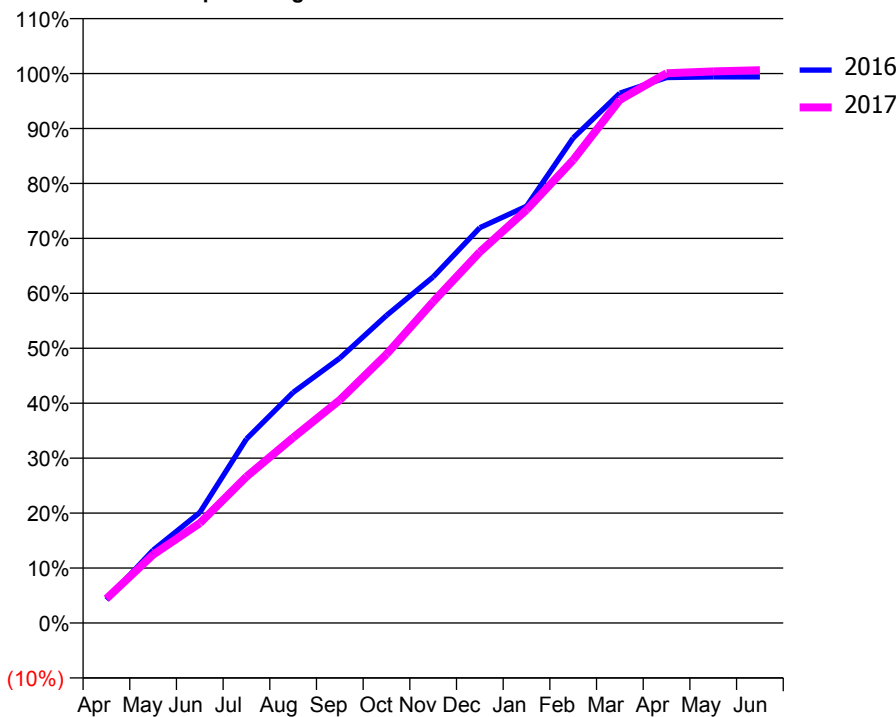
ACCESS*

Patients seen in 24 months	Total	Change since previous quarter
Quarter ending March 2016	6,189	
Quarter ending June 2016	6,208	→
Quarter ending September 2016	6,297	→
Quarter ending December 2016	6,373	→
Quarter ending March 2017	6,477	→
Variance since March 2016	4.7%	↑



ACTIVITY

Cumulative percentage of contracted UDA delivered 2016 & 2017



Adjusted Scheduled Activity (UDA)

Month	2016	2017
April	937	975
May	2,926	2,748
June	4,436	4,011
July	7,393	5,881
August	9,264	7,451
September	10,638	8,957
October	12,357	10,796
November	13,904	12,905
December	15,879	14,904
January	16,741	16,598
February	19,486	18,602
March	21,284	21,019
April	21,909	22,082
May	21,940	22,159
June	21,940	22,208

QUALITY

	Quantity	Base Number	Contract	AT	Region	England
% of FP17s for the same patient ID Re-attending within 3 months - Children	243	2,309	10.5%	12.4%	13.3%	12.3%
% of FP17s for the same patient ID Re-attending within 3 months - Adults	897	6,411	14.0%	17.7%	17.3%	16.7%
% of FP17s for the same patient ID Re-attending between 3 & 9 months - Children	1,213	2,309	52.5%	53.8%	58.9%	57.6%
% of FP17s for the same patient ID Re-attending between 3 & 9 months - Adults	3,009	6,411	46.9%	44.6%	52.2%	50.1%
% of FP17s for Band 1 Urgent Courses	650	8,817	7.4%	11.5%	9.2%	9.1%
% of FP17s Relating to Free Repair or Replacements	72	8,817	0.8%	0.9%	1.0%	0.8%
% of FP17s Relating to Continuations	243	8,817	2.8%	1.4%	1.4%	1.2%
% of Patients satisfied with the dentistry they have received	18	19	94.7%	93.9%	93.1%	92.8%
% of Patients satisfied with the time they had to wait for an appointment	18	19	94.7%	89.4%	89.5%	88.7%

* This is based on patients treated on this contract for their most recent course of treatment. Figures in italics indicate the base number of FP17s or Patient Questionnaire responses are less than 100. N/A is shown where the base number of responses is less than 10 during the period. % is calculated as Quantity/Base number*100

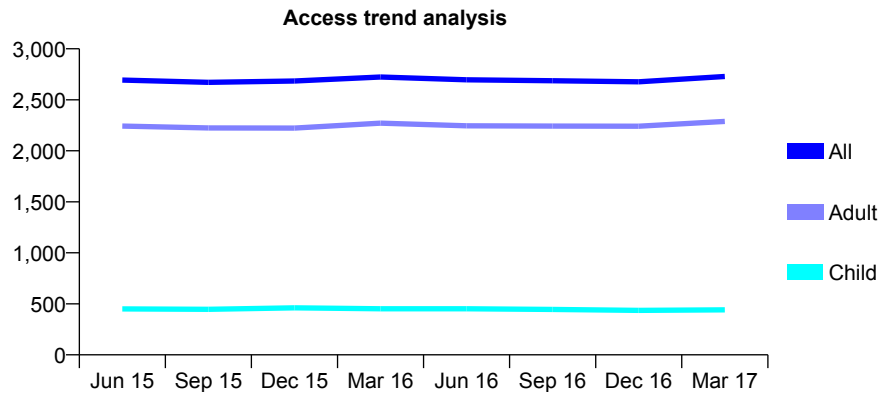
Q48 - Vital Signs At a Glance Contract Report for 209341/0001 - Year end March 2017

Name or company name	Lynwood Dental Surgery Partnership
Contract type name	GDS Contract
Purpose of contract	General
Contract start date	01/04/2006
Contract end date	

16/17 Contracted general activity (UDA)	6,253
Carry forward general activity (UDA)	27
16/17 Contracted orthodontic activity (UOA)	0
Carry forward orthodontic activity (UOA)	0
Baseline contract value	£174,024.41

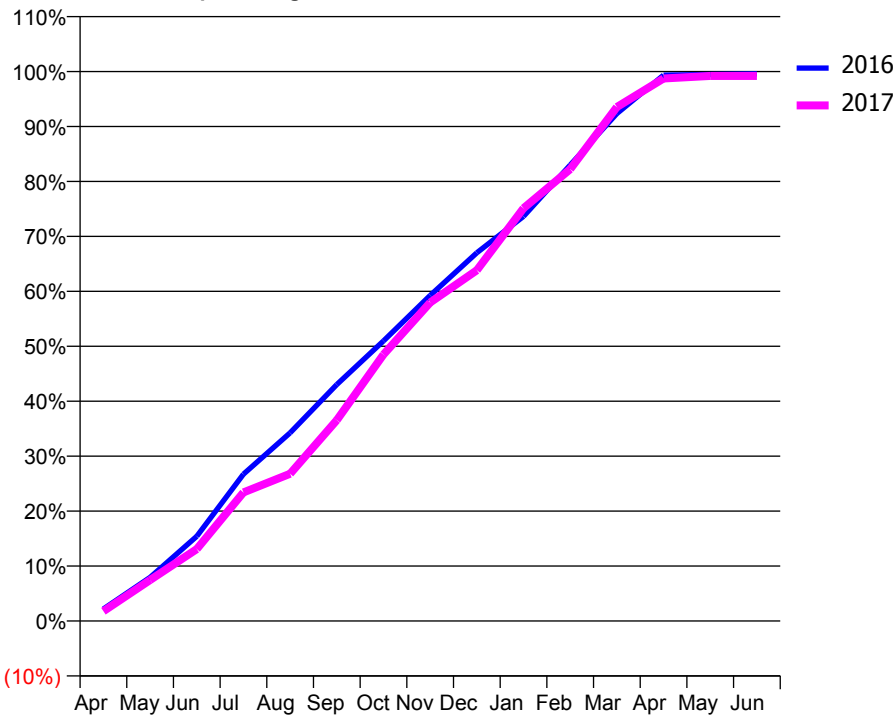
ACCESS*

Patients seen in 24 months	Total	Change since previous quarter
Quarter ending March 2016	2,723	
Quarter ending June 2016	2,696	→
Quarter ending September 2016	2,687	→
Quarter ending December 2016	2,677	→
Quarter ending March 2017	2,729	→
Variance since March 2016	0.2%	→



ACTIVITY

Cumulative percentage of contracted UDA delivered 2016 & 2017



Month	Adjusted Scheduled Activity (UDA)	
	2016	2017
April	138	112
May	497	467
June	964	819
July	1,672	1,463
August	2,142	1,676
September	2,691	2,285
October	3,188	3,032
November	3,705	3,625
December	4,191	3,991
January	4,604	4,697
February	5,189	5,142
March	5,775	5,849
April	6,211	6,174
May	6,219	6,203
June	6,226	6,203

QUALITY

	Quantity	Base Number	Contract	AT	Region	England
% of FP17s for the same patient ID Re-attending within 3 months - Children	51	532	9.6%	12.4%	13.3%	12.3%
% of FP17s for the same patient ID Re-attending within 3 months - Adults	338	2,419	14.0%	17.7%	17.3%	16.7%
% of FP17s for the same patient ID Re-attending between 3 & 9 months - Children	201	532	37.8%	53.8%	58.9%	57.6%
% of FP17s for the same patient ID Re-attending between 3 & 9 months - Adults	635	2,419	26.3%	44.6%	52.2%	50.1%
% of FP17s for Band 1 Urgent Courses	360	2,936	12.3%	11.5%	9.2%	9.1%
% of FP17s Relating to Free Repair or Replacements	17	2,936	0.6%	0.9%	1.0%	0.8%
% of FP17s Relating to Continuations	50	2,936	1.7%	1.4%	1.4%	1.2%
% of Patients satisfied with the dentistry they have received	18	18	100.0%	93.9%	93.1%	92.8%
% of Patients satisfied with the time they had to wait for an appointment	18	18	100.0%	89.4%	89.5%	88.7%

* This is based on patients treated on this contract for their most recent course of treatment. Figures in italics indicate the base number of FP17s or Patient Questionnaire responses are less than 100. N/A is shown where the base number of responses is less than 10 during the period. % is calculated as Quantity/Base number*100

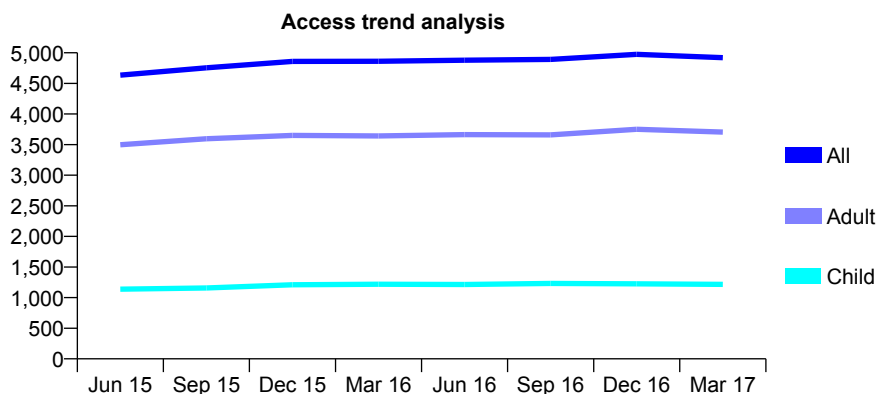
Q48 - Vital Signs At a Glance Contract Report for 221244/0002 - Year end March 2017

Name or company name	MR MJ FARANDOS
Contract type name	GDS Contract
Purpose of contract	General
Contract start date	01/04/2006
Contract end date	

16/17 Contracted general activity (UDA)	17,195
Carry forward general activity (UDA)	0
16/17 Contracted orthodontic activity (UOA)	0
Carry forward orthodontic activity (UOA)	0
Baseline contract value	£438,647.52

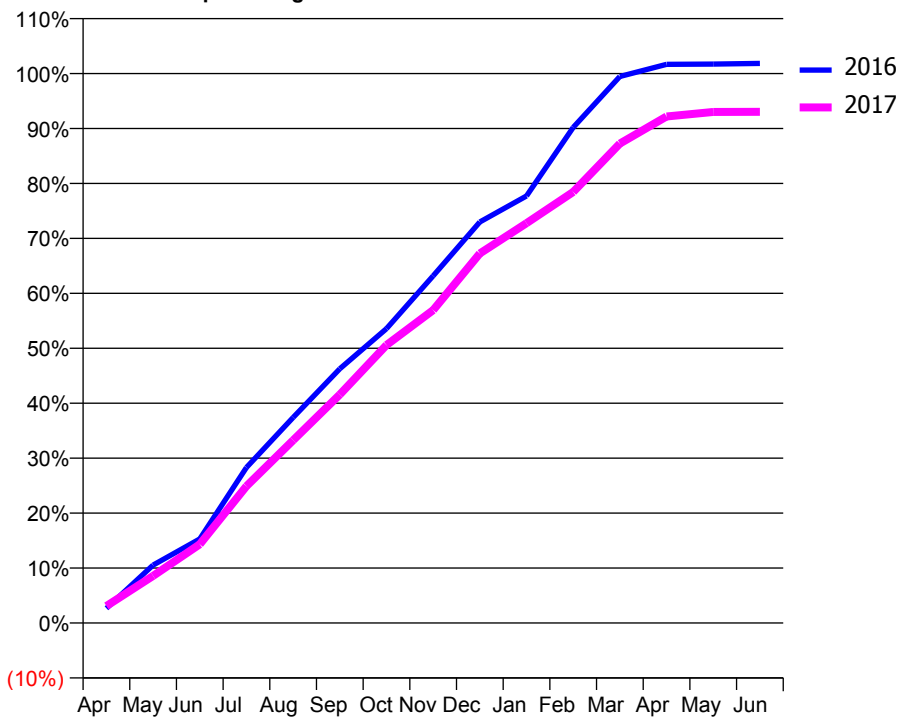
ACCESS*

Patients seen in 24 months	Total	Change since previous quarter
Quarter ending March 2016	4,862	
Quarter ending June 2016	4,878	→
Quarter ending September 2016	4,892	→
Quarter ending December 2016	4,976	→
Quarter ending March 2017	4,921	↓
Variance since March 2016	1.2%	→



ACTIVITY

Cumulative percentage of contracted UDA delivered 2016 & 2017



Month	Adjusted Scheduled Activity (UDA)	
	2016	2017
April	461	530
May	1,812	1,474
June	2,631	2,465
July	4,869	4,283
August	6,430	5,718
September	7,953	7,151
October	9,210	8,697
November	10,864	9,793
December	12,548	11,564
January	13,363	12,511
February	15,506	13,490
March	17,102	15,002
April	17,482	15,852
May	17,489	15,991
June	17,512	15,994

QUALITY

	Quantity	Base Number	Contract	AT	Region	England
% of FP17s for the same patient ID Re-attending within 3 months - Children	156	1,402	11.1%	12.4%	13.3%	12.3%
% of FP17s for the same patient ID Re-attending within 3 months - Adults	676	3,986	17.0%	17.7%	17.3%	16.7%
% of FP17s for the same patient ID Re-attending between 3 & 9 months - Children	590	1,402	42.1%	53.8%	58.9%	57.6%
% of FP17s for the same patient ID Re-attending between 3 & 9 months - Adults	1,543	3,986	38.7%	44.6%	52.2%	50.1%
% of FP17s for Band 1 Urgent Courses	452	5,537	8.2%	11.5%	9.2%	9.1%
% of FP17s Relating to Free Repair or Replacements	37	5,537	0.7%	0.9%	1.0%	0.8%
% of FP17s Relating to Continuations	53	5,537	1.0%	1.4%	1.4%	1.2%
% of Patients satisfied with the dentistry they have received	7	7	N/A	93.9%	93.1%	92.8%
% of Patients satisfied with the time they had to wait for an appointment	7	7	N/A	89.4%	89.5%	88.7%

* This is based on patients treated on this contract for their most recent course of treatment. Figures in italics indicate the base number of FP17s or Patient Questionnaire responses are less than 100. N/A is shown where the base number of responses is less than 10 during the period. % is calculated as Quantity/Base number*100

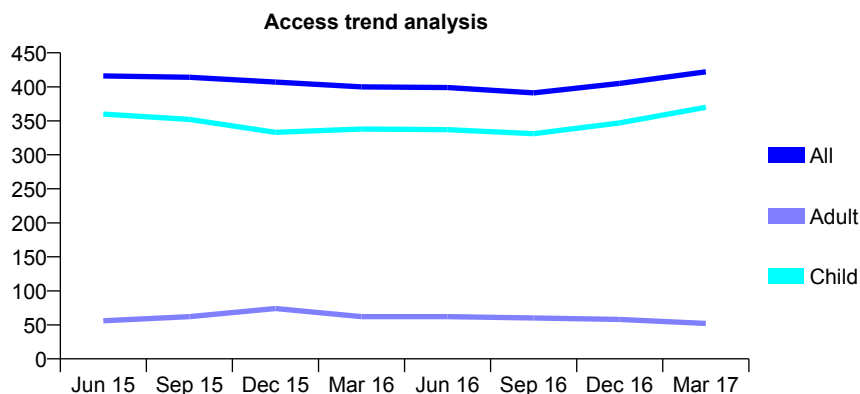
Q48 - Vital Signs At a Glance Contract Report for 231576/0001 - Year end March 2017

Name or company name	MR DJ GARMORY
Contract type name	GDS Contract
Purpose of contract	General
Contract start date	01/04/2006
Contract end date	

16/17 Contracted general activity (UDA)	1,300
Carry forward general activity (UDA)	0
16/17 Contracted orthodontic activity (UOA)	0
Carry forward orthodontic activity (UOA)	0
Baseline contract value	£29,722.54

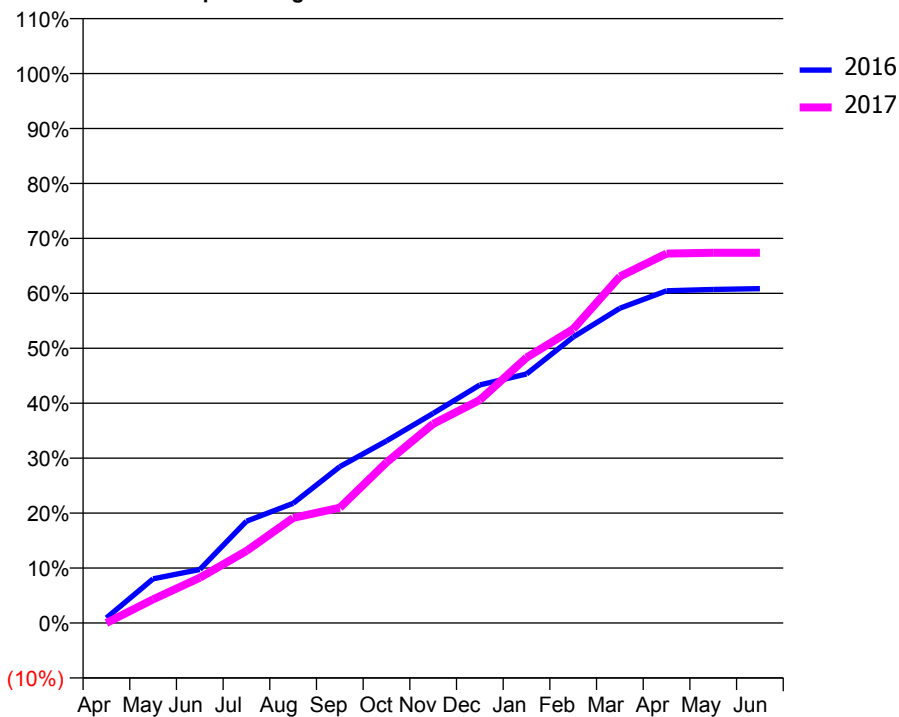
ACCESS*

Patients seen in 24 months	Total	Change since previous quarter
Quarter ending March 2016	400	
Quarter ending June 2016	399	→
Quarter ending September 2016	391	↓
Quarter ending December 2016	405	↑
Quarter ending March 2017	422	↑
Variance since March 2016	5.5%	↑



ACTIVITY

Cumulative percentage of contracted UDA delivered 2016 & 2017



Month	Adjusted Scheduled Activity (UDA)	
	2016	2017
April	12	0
May	105	56
June	127	107
July	241	171
August	283	249
September	370	273
October	431	380
November	496	471
December	563	528
January	589	628
February	677	695
March	745	820
April	786	874
May	789	876
June	791	876

QUALITY

	Quantity	Base Number	Contract	AT	Region	England
% of FP17s for the same patient ID Re-attending within 3 months - Children	65	630	10.3%	12.4%	13.3%	12.3%
% of FP17s for the same patient ID Re-attending within 3 months - Adults	0	0	N/A	17.7%	17.3%	16.7%
% of FP17s for the same patient ID Re-attending between 3 & 9 months - Children	372	630	59.0%	53.8%	58.9%	57.6%
% of FP17s for the same patient ID Re-attending between 3 & 9 months - Adults	0	0	N/A	44.6%	52.2%	50.1%
% of FP17s for Band 1 Urgent Courses	15	624	2.4%	11.5%	9.2%	9.1%
% of FP17s Relating to Free Repair or Replacements	0	624	0.0%	0.9%	1.0%	0.8%
% of FP17s Relating to Continuations	0	624	0.0%	1.4%	1.4%	1.2%
% of Patients satisfied with the dentistry they have received	0	0	N/A	93.9%	93.1%	92.8%
% of Patients satisfied with the time they had to wait for an appointment	0	0	N/A	89.4%	89.5%	88.7%

* This is based on patients treated on this contract for their most recent course of treatment. Figures in italics indicate the base number of FP17s or Patient Questionnaire responses are less than 100. N/A is shown where the base number of responses is less than 10 during the period. % is calculated as Quantity/Base number*100

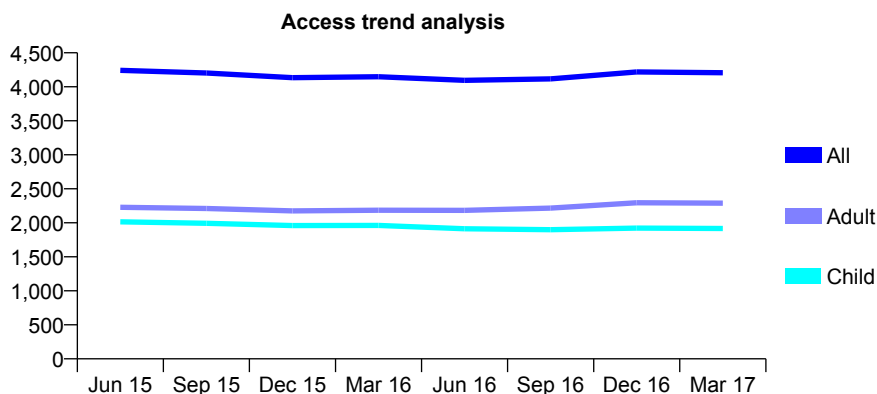
Q48 - Vital Signs At a Glance Contract Report for 243973/0001 - Year end March 2017

Name or company name	MR S SHARMA
Contract type name	GDS Contract
Purpose of contract	General
Contract start date	01/04/2006
Contract end date	

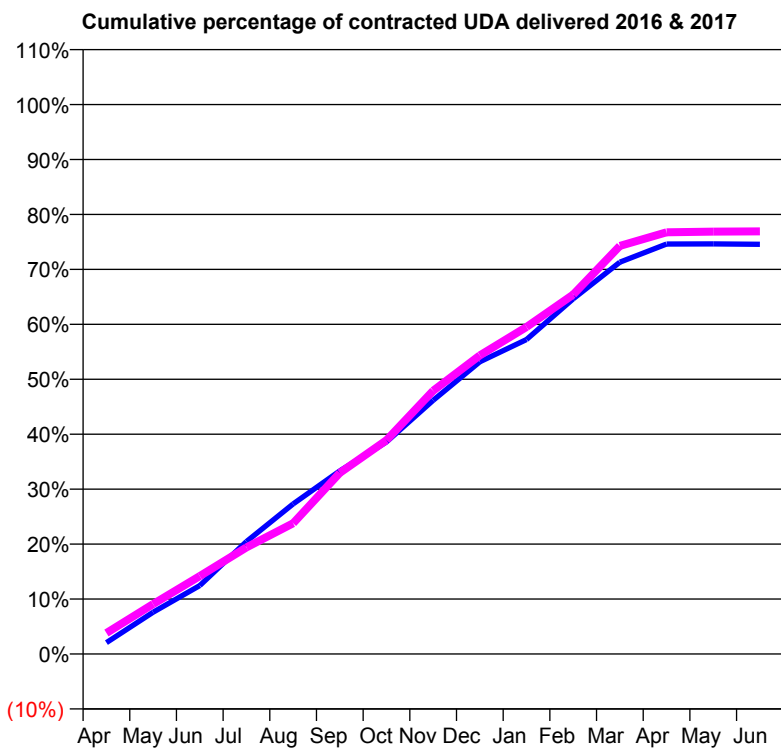
16/17 Contracted general activity (UDA)	12,950
Carry forward general activity (UDA)	0
16/17 Contracted orthodontic activity (UOA)	0
Carry forward orthodontic activity (UOA)	0
Baseline contract value	£330,356.80

ACCESS*

Patients seen in 24 months	Total	Change since previous quarter
Quarter ending March 2016	4,148	
Quarter ending June 2016	4,096	↓
Quarter ending September 2016	4,116	→
Quarter ending December 2016	4,218	↑
Quarter ending March 2017	4,207	→
Variance since March 2016	1.4%	→



ACTIVITY



Month	Adjusted Scheduled Activity (UDA)	
	2016	2017
April	269	495
May	984	1,176
June	1,612	1,837
July	2,652	2,514
August	3,537	3,080
September	4,318	4,271
October	4,999	5,038
November	5,977	6,206
December	6,885	7,038
January	7,410	7,708
February	8,372	8,472
March	9,235	9,617
April	9,662	9,940
May	9,666	9,955
June	9,656	9,961

QUALITY

	Quantity	Base Number	Contract	AT	Region	England
% of FP17s for the same patient ID Re-attending within 3 months - Children	223	2,629	8.5%	12.4%	13.3%	12.3%
% of FP17s for the same patient ID Re-attending within 3 months - Adults	363	2,297	15.8%	17.7%	17.3%	16.7%
% of FP17s for the same patient ID Re-attending between 3 & 9 months - Children	1,367	2,629	52.0%	53.8%	58.9%	57.6%
% of FP17s for the same patient ID Re-attending between 3 & 9 months - Adults	754	2,297	32.8%	44.6%	52.2%	50.1%
% of FP17s for Band 1 Urgent Courses	499	4,852	10.3%	11.5%	9.2%	9.1%
% of FP17s Relating to Free Repair or Replacements	32	4,852	0.7%	0.9%	1.0%	0.8%
% of FP17s Relating to Continuations	8	4,852	0.2%	1.4%	1.4%	1.2%
% of Patients satisfied with the dentistry they have received	4	4	N/A	93.9%	93.1%	92.8%
% of Patients satisfied with the time they had to wait for an appointment	3	4	N/A	89.4%	89.5%	88.7%

* This is based on patients treated on this contract for their most recent course of treatment. Figures in italics indicate the base number of FP17s or Patient Questionnaire responses are less than 100. N/A is shown where the base number of responses is less than 10 during the period. % is calculated as Quantity/Base number*100

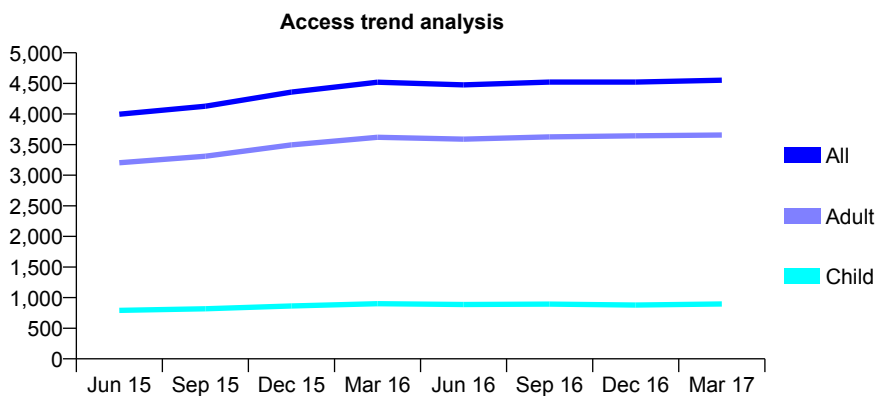
Q48 - Vital Signs At a Glance Contract Report for 277479/0001 - Year end March 2017

Name or company name	MR JR HYSLOP
Contract type name	GDS Contract
Purpose of contract	General
Contract start date	01/04/2014
Contract end date	

16/17 Contracted general activity (UDA)	17,501
Carry forward general activity (UDA)	15
16/17 Contracted orthodontic activity (UOA)	0
Carry forward orthodontic activity (UOA)	0
Baseline contract value	£494,639.98

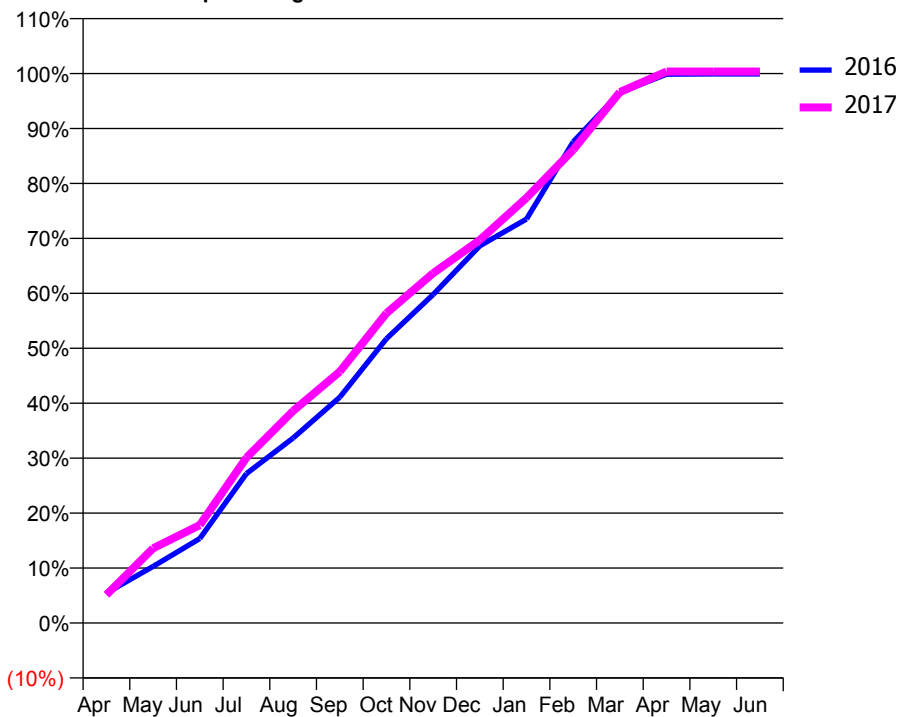
ACCESS*

Patients seen in 24 months	Total	Change since previous quarter
Quarter ending March 2016	4,520	
Quarter ending June 2016	4,477	→
Quarter ending September 2016	4,521	→
Quarter ending December 2016	4,522	→
Quarter ending March 2017	4,553	→
Variance since March 2016	0.7%	→



ACTIVITY

Cumulative percentage of contracted UDA delivered 2016 & 2017



Month	Adjusted Scheduled Activity (UDA)	
	2016	2017
April	954	897
May	1,804	2,382
June	2,689	3,121
July	4,757	5,269
August	5,893	6,754
September	7,194	8,007
October	9,058	9,868
November	10,464	11,143
December	12,010	12,201
January	12,864	13,543
February	15,325	15,072
March	16,890	16,908
April	17,480	17,561
May	17,486	17,561
June	17,486	17,561

QUALITY

	Quantity	Base Number	Contract	AT	Region	England
% of FP17s for the same patient ID Re-attending within 3 months - Children	216	1,697	12.7%	12.4%	13.3%	12.3%
% of FP17s for the same patient ID Re-attending within 3 months - Adults	966	6,019	16.0%	17.7%	17.3%	16.7%
% of FP17s for the same patient ID Re-attending between 3 & 9 months - Children	1,134	1,697	66.8%	53.8%	58.9%	57.6%
% of FP17s for the same patient ID Re-attending between 3 & 9 months - Adults	3,871	6,019	64.3%	44.6%	52.2%	50.1%
% of FP17s for Band 1 Urgent Courses	696	7,663	9.1%	11.5%	9.2%	9.1%
% of FP17s Relating to Free Repair or Replacements	38	7,663	0.5%	0.9%	1.0%	0.8%
% of FP17s Relating to Continuations	109	7,663	1.4%	1.4%	1.4%	1.2%
% of Patients satisfied with the dentistry they have received	12	13	92.3%	93.9%	93.1%	92.8%
% of Patients satisfied with the time they had to wait for an appointment	12	13	92.3%	89.4%	89.5%	88.7%

* This is based on patients treated on this contract for their most recent course of treatment. Figures in italics indicate the base number of FP17s or Patient Questionnaire responses are less than 100. N/A is shown where the base number of responses is less than 10 during the period. % is calculated as Quantity/Base number*100

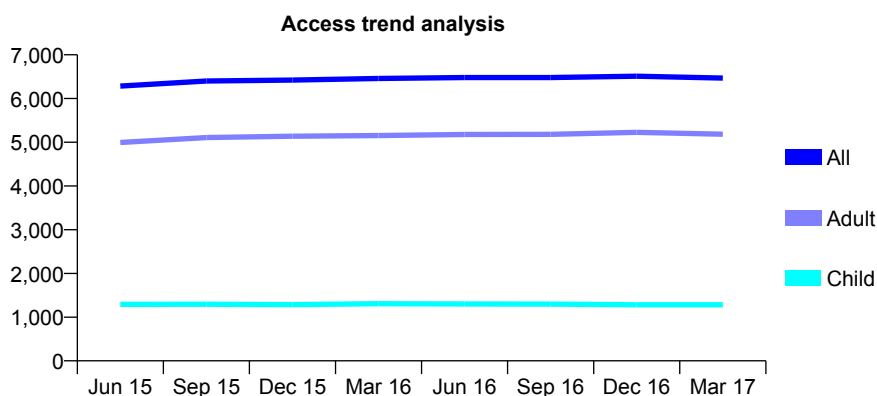
Q48 - Vital Signs At a Glance Contract Report for 301299/0004 - Year end March 2017

Name or company name	MR KH TSAO
Contract type name	GDS Contract
Purpose of contract	General
Contract start date	01/10/2012
Contract end date	

16/17 Contracted general activity (UDA)	23,370
Carry forward general activity (UDA)	0
16/17 Contracted orthodontic activity (UOA)	0
Carry forward orthodontic activity (UOA)	0
Baseline contract value	£522,721.18

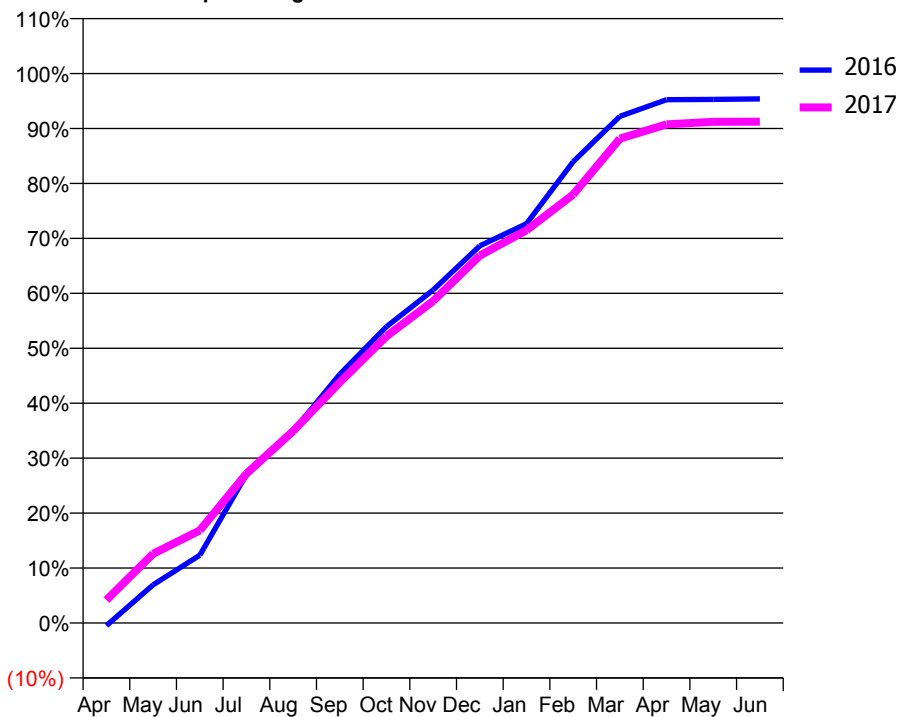
ACCESS*

Patients seen in 24 months	Total	Change since previous quarter
Quarter ending March 2016	6,459	
Quarter ending June 2016	6,479	→
Quarter ending September 2016	6,479	→
Quarter ending December 2016	6,510	→
Quarter ending March 2017	6,467	→
Variance since March 2016	0.1%	→



ACTIVITY

Cumulative percentage of contracted UDA delivered 2016 & 2017



Adjusted Scheduled Activity (UDA)

Month	2016	2017
April	-118	979
May	1,626	2,945
June	2,883	3,938
July	6,320	6,356
August	8,166	8,165
September	10,581	10,240
October	12,603	12,195
November	14,163	13,695
December	16,041	15,624
January	16,980	16,703
February	19,619	18,226
March	21,548	20,599
April	22,259	21,206
May	22,270	21,315
June	22,289	21,319

QUALITY

	Quantity	Base Number	Contract	AT	Region	England
% of FP17s for the same patient ID Re-attending within 3 months - Children	238	1,789	13.3%	12.4%	13.3%	12.3%
% of FP17s for the same patient ID Re-attending within 3 months - Adults	1,455	6,487	22.4%	17.7%	17.3%	16.7%
% of FP17s for the same patient ID Re-attending between 3 & 9 months - Children	874	1,789	48.9%	53.8%	58.9%	57.6%
% of FP17s for the same patient ID Re-attending between 3 & 9 months - Adults	2,453	6,487	37.8%	44.6%	52.2%	50.1%
% of FP17s for Band 1 Urgent Courses	1,526	8,265	18.5%	11.5%	9.2%	9.1%
% of FP17s Relating to Free Repair or Replacements	56	8,265	0.7%	0.9%	1.0%	0.8%
% of FP17s Relating to Continuations	88	8,265	1.1%	1.4%	1.4%	1.2%
% of Patients satisfied with the dentistry they have received	19	21	90.5%	93.9%	93.1%	92.8%
% of Patients satisfied with the time they had to wait for an appointment	20	21	95.2%	89.4%	89.5%	88.7%

* This is based on patients treated on this contract for their most recent course of treatment. Figures in italics indicate the base number of FP17s or Patient Questionnaire responses are less than 100. N/A is shown where the base number of responses is less than 10 during the period. % is calculated as Quantity/Base number*100

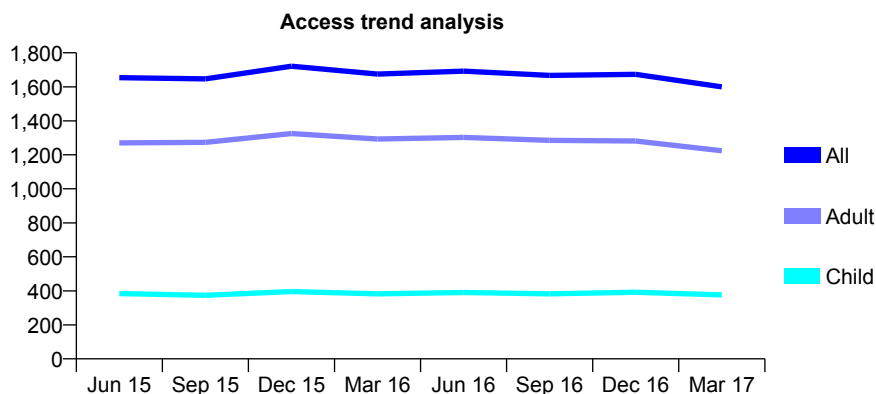
Q48 - Vital Signs At a Glance Contract Report for 301299/0005 - Year end March 2017

Name or company name	MR KH TSAO
Contract type name	GDS Contract
Purpose of contract	General
Contract start date	01/10/2012
Contract end date	

16/17 Contracted general activity (UDA)	4,706
Carry forward general activity (UDA)	0
16/17 Contracted orthodontic activity (UOA)	0
Carry forward orthodontic activity (UOA)	0
Baseline contract value	£120,050.89

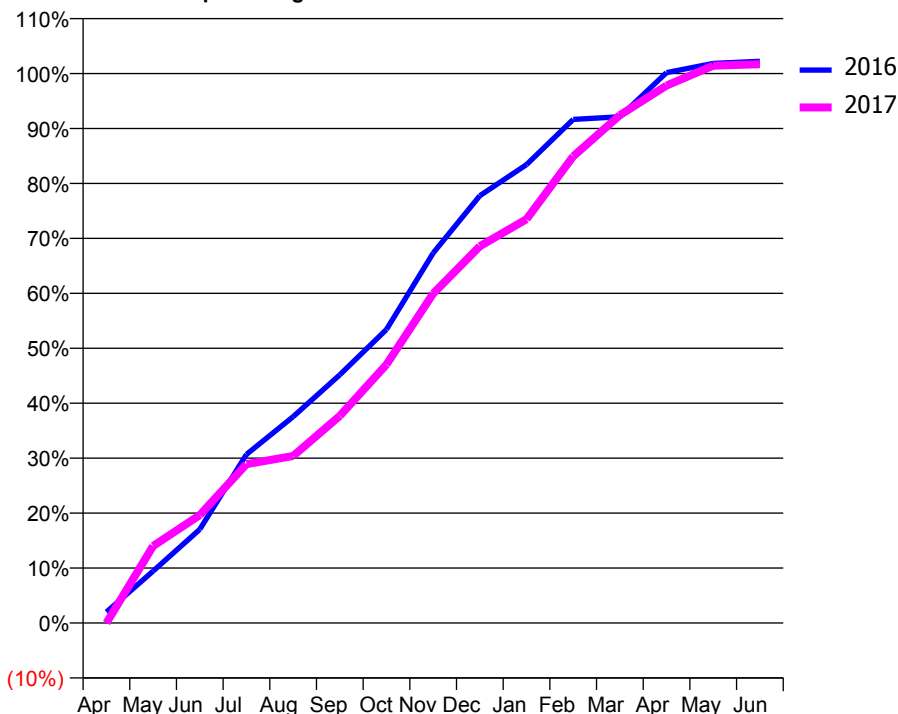
ACCESS*

Patients seen in 24 months	Total	Change since previous quarter
Quarter ending March 2016	1,675	
Quarter ending June 2016	1,692	→
Quarter ending September 2016	1,667	↓
Quarter ending December 2016	1,673	→
Quarter ending March 2017	1,600	↓
Variance since March 2016	(4.5%)	↓



ACTIVITY

Cumulative percentage of contracted UDA delivered 2016 & 2017



Month	Adjusted Scheduled Activity (UDA)	
	2016	2017
April	94	0
May	444	659
June	803	924
July	1,444	1,361
August	1,767	1,430
September	2,126	1,774
October	2,514	2,214
November	3,169	2,822
December	3,659	3,227
January	3,925	3,458
February	4,313	3,997
March	4,336	4,349
April	4,714	4,603
May	4,792	4,773
June	4,811	4,786

QUALITY

	Quantity	Base Number	Contract	AT	Region	England
% of FP17s for the same patient ID Re-attending within 3 months - Children	32	411	7.8%	12.4%	13.3%	12.3%
% of FP17s for the same patient ID Re-attending within 3 months - Adults	206	1,172	17.6%	17.7%	17.3%	16.7%
% of FP17s for the same patient ID Re-attending between 3 & 9 months - Children	125	411	30.4%	53.8%	58.9%	57.6%
% of FP17s for the same patient ID Re-attending between 3 & 9 months - Adults	226	1,172	19.3%	44.6%	52.2%	50.1%
% of FP17s for Band 1 Urgent Courses	283	1,526	18.5%	11.5%	9.2%	9.1%
% of FP17s Relating to Free Repair or Replacements	12	1,526	0.8%	0.9%	1.0%	0.8%
% of FP17s Relating to Continuations	14	1,526	0.9%	1.4%	1.4%	1.2%
% of Patients satisfied with the dentistry they have received	3	3	N/A	93.9%	93.1%	92.8%
% of Patients satisfied with the time they had to wait for an appointment	2	3	N/A	89.4%	89.5%	88.7%

* This is based on patients treated on this contract for their most recent course of treatment. Figures in italics indicate the base number of FP17s or Patient Questionnaire responses are less than 100. N/A is shown where the base number of responses is less than 10 during the period. % is calculated as Quantity/Base number*100

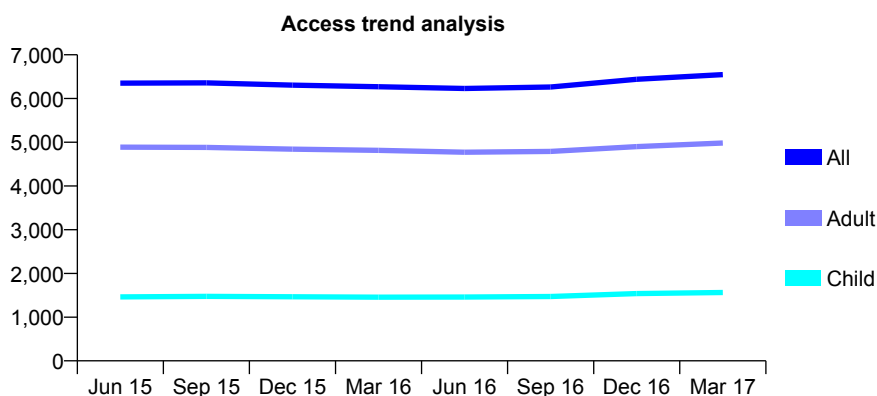
Q48 - Vital Signs At a Glance Contract Report for 304409/0001 - Year end March 2017

Name or company name	MR GM O'HARE
Contract type name	GDS Contract
Purpose of contract	General
Contract start date	01/04/2006
Contract end date	

16/17 Contracted general activity (UDA)	22,316
Carry forward general activity (UDA)	658
16/17 Contracted orthodontic activity (UOA)	0
Carry forward orthodontic activity (UOA)	0
Baseline contract value	£569,285.12

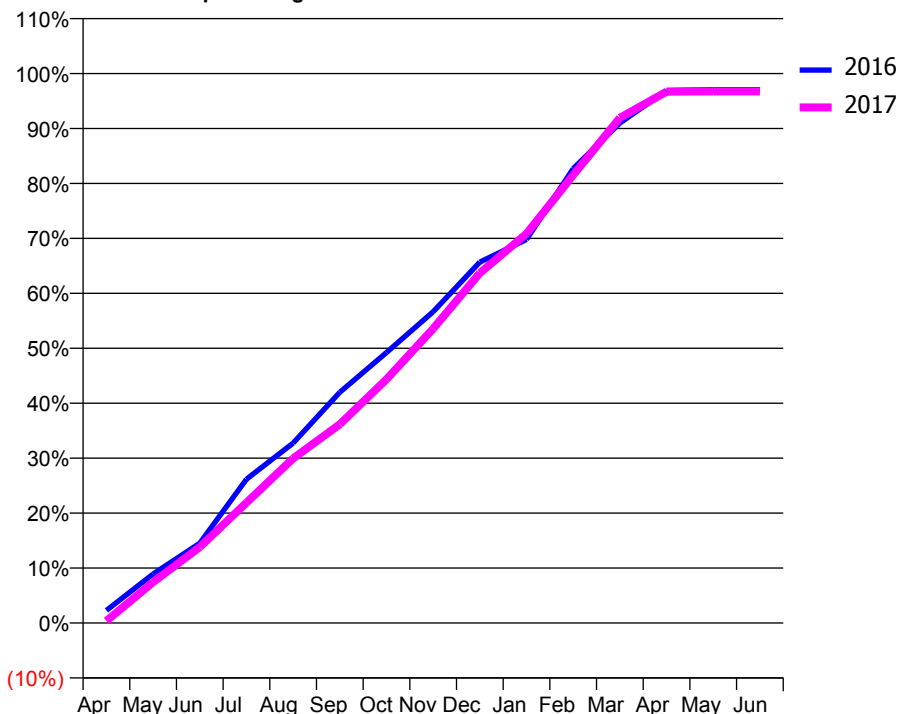
ACCESS*

Patients seen in 24 months	Total	Change since previous quarter
Quarter ending March 2016	6,269	
Quarter ending June 2016	6,229	→
Quarter ending September 2016	6,263	→
Quarter ending December 2016	6,440	↑
Quarter ending March 2017	6,546	→
Variance since March 2016	4.4%	↑



ACTIVITY

Cumulative percentage of contracted UDA delivered 2016 & 2017



Month	Adjusted Scheduled Activity (UDA)	
	2016	2017
April	511	84
May	1,990	1,659
June	3,243	3,084
July	5,840	4,889
August	7,307	6,686
September	9,372	8,073
October	10,984	9,898
November	12,644	11,955
December	14,657	14,215
January	15,575	15,812
February	18,454	18,195
March	20,304	20,517
April	21,628	21,578
May	21,658	21,590
June	21,658	21,590

QUALITY

	Quantity	Base Number	Contract	AT	Region	England
% of FP17s for the same patient ID Re-attending within 3 months - Children	174	2,247	7.7%	12.4%	13.3%	12.3%
% of FP17s for the same patient ID Re-attending within 3 months - Adults	1,442	7,176	20.1%	17.7%	17.3%	16.7%
% of FP17s for the same patient ID Re-attending between 3 & 9 months - Children	1,158	2,247	51.5%	53.8%	58.9%	57.6%
% of FP17s for the same patient ID Re-attending between 3 & 9 months - Adults	3,050	7,176	42.5%	44.6%	52.2%	50.1%
% of FP17s for Band 1 Urgent Courses	1,437	9,432	15.2%	11.5%	9.2%	9.1%
% of FP17s Relating to Free Repair or Replacements	90	9,432	1.0%	0.9%	1.0%	0.8%
% of FP17s Relating to Continuations	97	9,432	1.0%	1.4%	1.4%	1.2%
% of Patients satisfied with the dentistry they have received	11	11	100.0%	93.9%	93.1%	92.8%
% of Patients satisfied with the time they had to wait for an appointment	9	11	81.8%	89.4%	89.5%	88.7%

* This is based on patients treated on this contract for their most recent course of treatment. Figures in italics indicate the base number of FP17s or Patient Questionnaire responses are less than 100. N/A is shown where the base number of responses is less than 10 during the period. % is calculated as Quantity/Base number*100

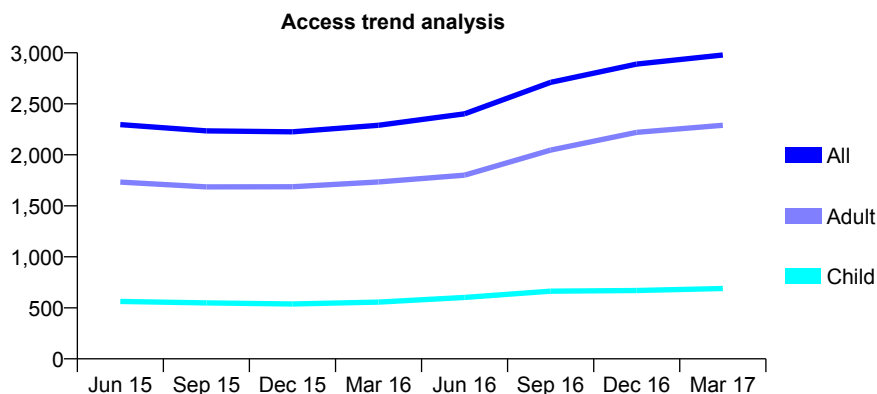
Q48 - Vital Signs At a Glance Contract Report for 320455/0002 - Year end March 2017

Name or company name	MR RA KUNCEWICZ
Contract type name	GDS Contract
Purpose of contract	General
Contract start date	01/04/2006
Contract end date	

16/17 Contracted general activity (UDA)	8,350
Carry forward general activity (UDA)	250
16/17 Contracted orthodontic activity (UOA)	0
Carry forward orthodontic activity (UOA)	0
Baseline contract value	£251,592.79

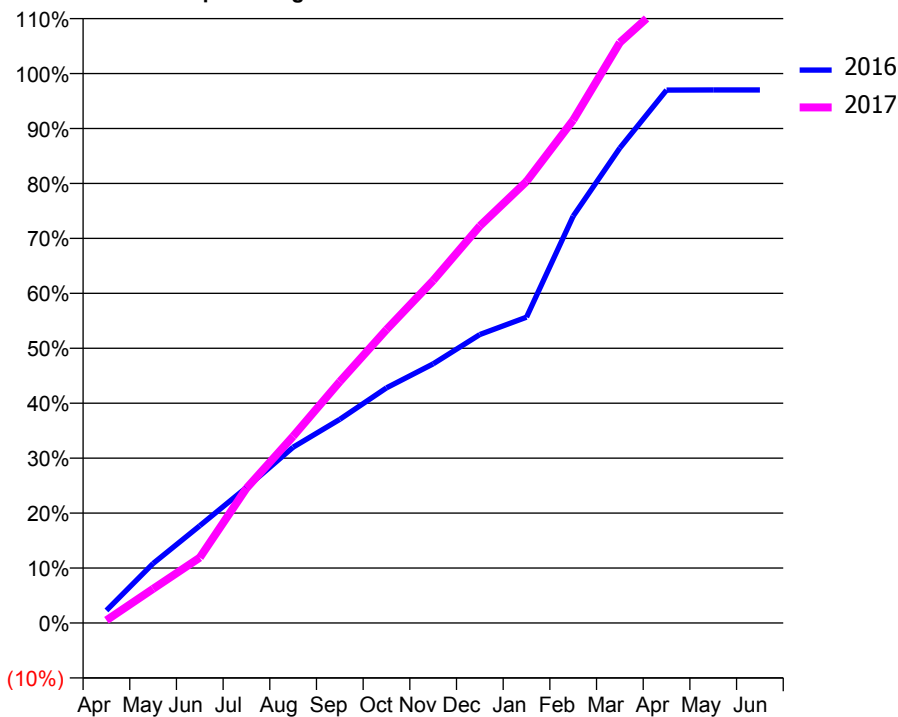
ACCESS*

Patients seen in 24 months	Total	Change since previous quarter
Quarter ending March 2016	2,290	
Quarter ending June 2016	2,402	↑
Quarter ending September 2016	2,711	↑
Quarter ending December 2016	2,890	↑
Quarter ending March 2017	2,979	↑
Variance since March 2016	30.1%	↑



ACTIVITY

Cumulative percentage of contracted UDA delivered 2016 & 2017



Month	Adjusted Scheduled Activity (UDA)	
	2016	2017
April	192	41
May	904	520
June	1,478	993
July	2,059	2,047
August	2,671	2,838
September	3,095	3,668
October	3,574	4,459
November	3,937	5,205
December	4,383	6,034
January	4,647	6,710
February	6,184	7,643
March	7,219	8,821
April	8,099	9,461
May	8,100	9,461
June	8,100	9,462

QUALITY

	Quantity	Base Number	Contract	AT	Region	England
% of FP17s for the same patient ID Re-attending within 3 months - Children	84	842	10.0%	12.4%	13.3%	12.3%
% of FP17s for the same patient ID Re-attending within 3 months - Adults	389	2,750	14.1%	17.7%	17.3%	16.7%
% of FP17s for the same patient ID Re-attending between 3 & 9 months - Children	253	842	30.0%	53.8%	58.9%	57.6%
% of FP17s for the same patient ID Re-attending between 3 & 9 months - Adults	729	2,750	26.5%	44.6%	52.2%	50.1%
% of FP17s for Band 1 Urgent Courses	874	3,568	24.5%	11.5%	9.2%	9.1%
% of FP17s Relating to Free Repair or Replacements	31	3,568	0.9%	0.9%	1.0%	0.8%
% of FP17s Relating to Continuations	14	3,568	0.4%	1.4%	1.4%	1.2%
% of Patients satisfied with the dentistry they have received	4	4	N/A	93.9%	93.1%	92.8%
% of Patients satisfied with the time they had to wait for an appointment	4	4	N/A	89.4%	89.5%	88.7%

* This is based on patients treated on this contract for their most recent course of treatment. Figures in italics indicate the base number of FP17s or Patient Questionnaire responses are less than 100. N/A is shown where the base number of responses is less than 10 during the period. % is calculated as Quantity/Base number*100

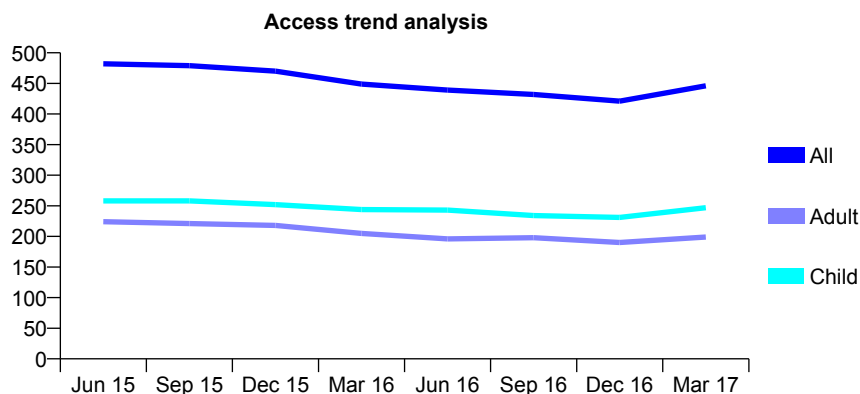
Q48 - Vital Signs At a Glance Contract Report for 325015/0001 - Year end March 2017

Name or company name	MR SA CROSTON
Contract type name	GDS Contract
Purpose of contract	General
Contract start date	01/04/2006
Contract end date	

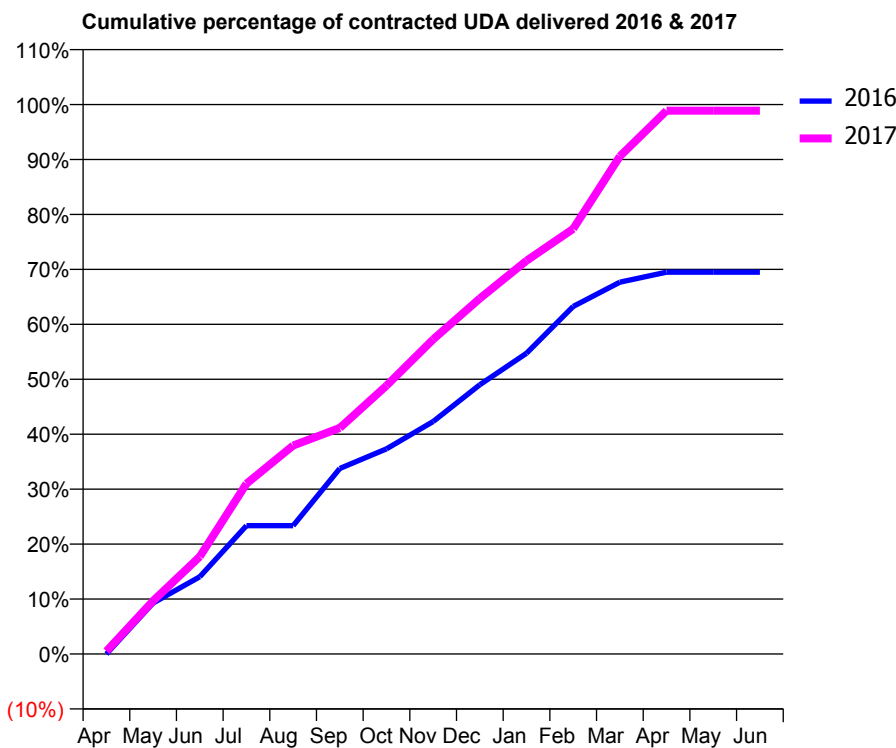
16/17 Contracted general activity (UDA)	1,200
Carry forward general activity (UDA)	0
16/17 Contracted orthodontic activity (UOA)	0
Carry forward orthodontic activity (UOA)	0
Baseline contract value	£30,399.16

ACCESS*

Patients seen in 24 months	Total	Change since previous quarter
Quarter ending March 2016	449	
Quarter ending June 2016	439	↓
Quarter ending September 2016	432	↓
Quarter ending December 2016	421	↓
Quarter ending March 2017	446	↑
Variance since March 2016	(0.7%)	→



ACTIVITY



Month	Adjusted Scheduled Activity (UDA)	
	2016	2017
April	0	6
May	157	116
June	239	213
July	396	372
August	396	455
September	573	494
October	633	586
November	717	687
December	831	776
January	928	859
February	1,073	929
March	1,148	1,087
April	1,178	1,186
May	1,178	1,186
June	1,178	1,186

QUALITY

	Quantity	Base Number	Contract	AT	Region	England
% of FP17s for the same patient ID Re-attending within 3 months - Children	33	408	8.1%	12.4%	13.3%	12.3%
% of FP17s for the same patient ID Re-attending within 3 months - Adults	44	264	16.7%	17.7%	17.3%	16.7%
% of FP17s for the same patient ID Re-attending between 3 & 9 months - Children	272	408	66.7%	53.8%	58.9%	57.6%
% of FP17s for the same patient ID Re-attending between 3 & 9 months - Adults	151	264	57.2%	44.6%	52.2%	50.1%
% of FP17s for Band 1 Urgent Courses	57	686	8.3%	11.5%	9.2%	9.1%
% of FP17s Relating to Free Repair or Replacements	1	686	0.1%	0.9%	1.0%	0.8%
% of FP17s Relating to Continuations	18	686	2.6%	1.4%	1.4%	1.2%
% of Patients satisfied with the dentistry they have received	0	0	N/A	93.9%	93.1%	92.8%
% of Patients satisfied with the time they had to wait for an appointment	0	0	N/A	89.4%	89.5%	88.7%

* This is based on patients treated on this contract for their most recent course of treatment. Figures in italics indicate the base number of FP17s or Patient Questionnaire responses are less than 100. N/A is shown where the base number of responses is less than 10 during the period. % is calculated as Quantity/Base number*100

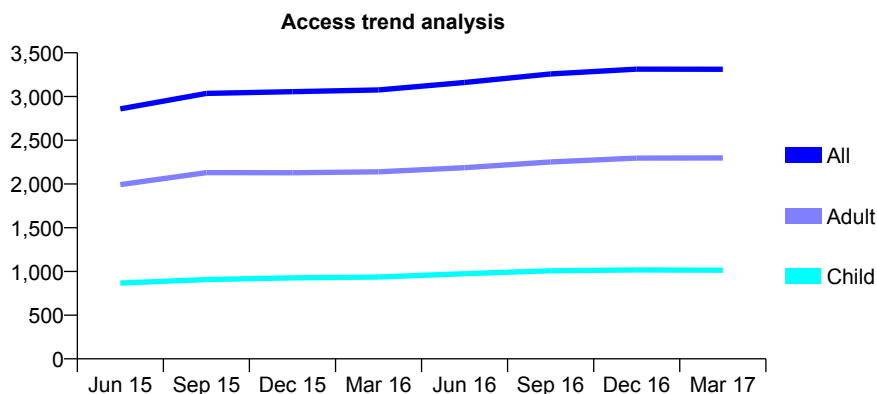
Q48 - Vital Signs At a Glance Contract Report for 325112/0001 - Year end March 2017

Name or company name	MR DJ TILDSLEY
Contract type name	GDS Contract
Purpose of contract	General
Contract start date	01/04/2006
Contract end date	

16/17 Contracted general activity (UDA)	10,904
Carry forward general activity (UDA)	0
16/17 Contracted orthodontic activity (UOA)	0
Carry forward orthodontic activity (UOA)	0
Baseline contract value	£338,371.26

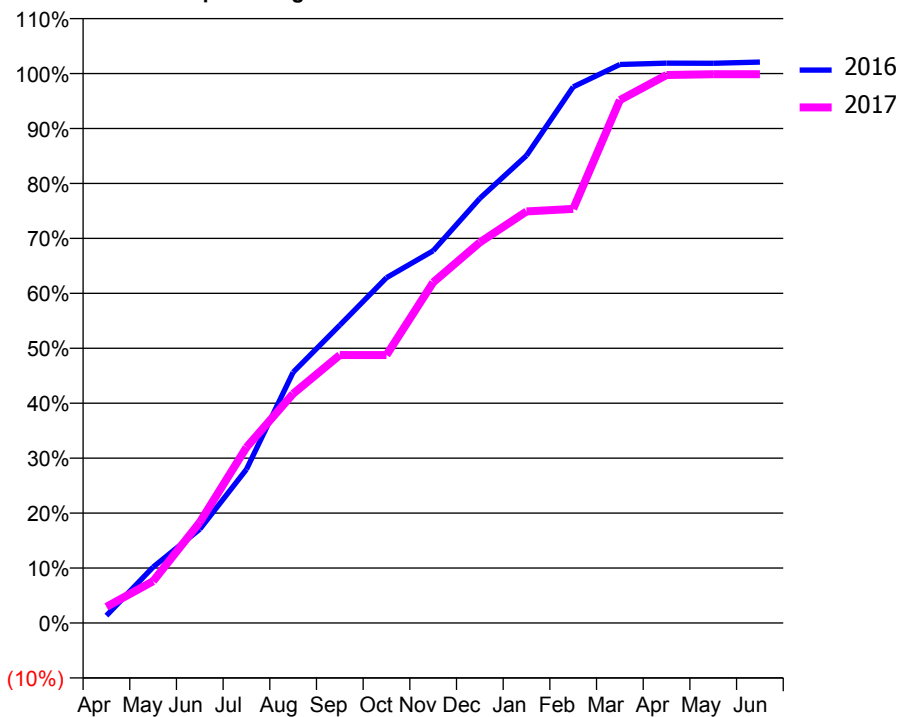
ACCESS*

Patients seen in 24 months	Total	Change since previous quarter
Quarter ending March 2016	3,075	
Quarter ending June 2016	3,160	↑
Quarter ending September 2016	3,258	↑
Quarter ending December 2016	3,313	→
Quarter ending March 2017	3,312	→
Variance since March 2016	7.7%	↑



ACTIVITY

Cumulative percentage of contracted UDA delivered 2016 & 2017



Month	Adjusted Scheduled Activity (UDA)	
	2016	2017
April	148	322
May	1,110	831
June	1,863	2,000
July	3,050	3,486
August	4,977	4,550
September	5,910	5,316
October	6,851	5,316
November	7,388	6,760
December	8,426	7,553
January	9,277	8,166
February	10,639	8,216
March	11,082	10,377
April	11,108	10,875
May	11,107	10,889
June	11,130	10,889

QUALITY

	Quantity	Base Number	Contract	AT	Region	England
% of FP17s for the same patient ID Re-attending within 3 months - Children	587	1,806	32.5%	12.4%	13.3%	12.3%
% of FP17s for the same patient ID Re-attending within 3 months - Adults	580	2,547	22.8%	17.7%	17.3%	16.7%
% of FP17s for the same patient ID Re-attending between 3 & 9 months - Children	680	1,806	37.7%	53.8%	58.9%	57.6%
% of FP17s for the same patient ID Re-attending between 3 & 9 months - Adults	685	2,547	26.9%	44.6%	52.2%	50.1%
% of FP17s for Band 1 Urgent Courses	556	4,480	12.4%	11.5%	9.2%	9.1%
% of FP17s Relating to Free Repair or Replacements	61	4,480	1.4%	0.9%	1.0%	0.8%
% of FP17s Relating to Continuations	33	4,480	0.7%	1.4%	1.4%	1.2%
% of Patients satisfied with the dentistry they have received	5	5	N/A	93.9%	93.1%	92.8%
% of Patients satisfied with the time they had to wait for an appointment	5	5	N/A	89.4%	89.5%	88.7%

* This is based on patients treated on this contract for their most recent course of treatment. Figures in italics indicate the base number of FP17s or Patient Questionnaire responses are less than 100. N/A is shown where the base number of responses is less than 10 during the period. % is calculated as Quantity/Base number*100

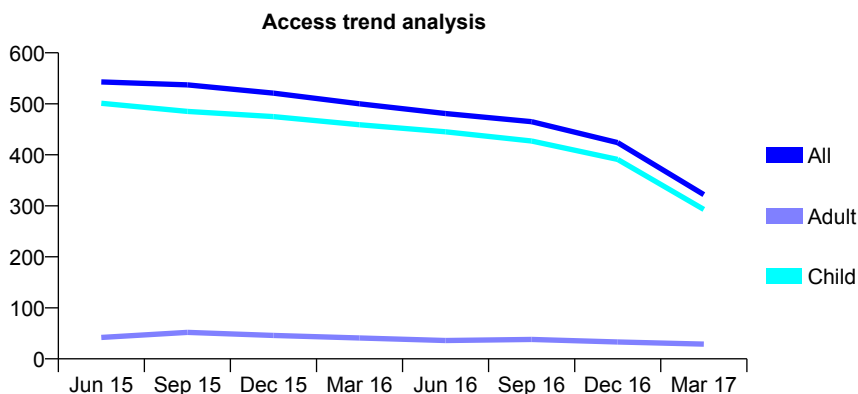
Q48 - Vital Signs At a Glance Contract Report for 327344/0001 - Year end March 2017

Name or company name	MR R PYM
Contract type name	GDS Contract
Purpose of contract	General
Contract start date	01/04/2006
Contract end date	30/11/2016

16/17 Contracted general activity (UDA)	733
Carry forward general activity (UDA)	0
16/17 Contracted orthodontic activity (UOA)	0
Carry forward orthodontic activity (UOA)	0
Baseline contract value	£18,707.46

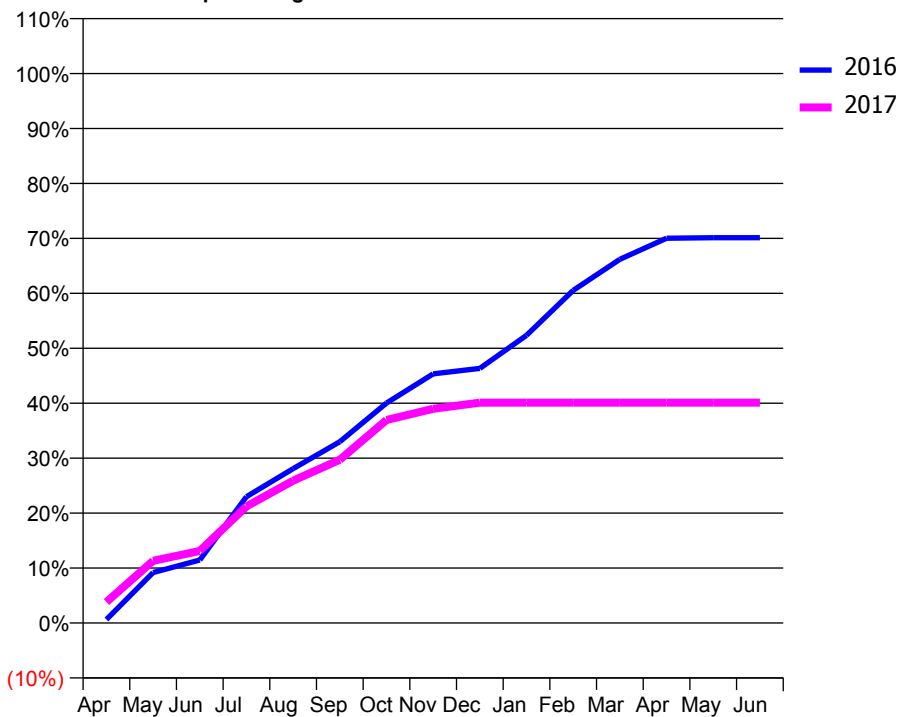
ACCESS*

Patients seen in 24 months	Total	Change since previous quarter
Quarter ending March 2016	500	
Quarter ending June 2016	481	↓
Quarter ending September 2016	465	↓
Quarter ending December 2016	424	↓
Quarter ending March 2017	322	↓
Variance since March 2016	(35.6%)	↓



ACTIVITY

Cumulative percentage of contracted UDA delivered 2016 & 2017



Month	Adjusted Scheduled Activity (UDA)	
	2016	2017
April	7	28
May	101	83
June	126	96
July	253	156
August	309	190
September	363	218
October	440	271
November	499	286
December	510	294
January	576	294
February	666	294
March	728	294
April	770	294
May	771	294
June	771	294

QUALITY

	Quantity	Base Number	Contract	AT	Region	England
% of FP17s for the same patient ID Re-attending within 3 months - Children	18	271	6.6%	12.4%	13.3%	12.3%
% of FP17s for the same patient ID Re-attending within 3 months - Adults	0	0	N/A	17.7%	17.3%	16.7%
% of FP17s for the same patient ID Re-attending between 3 & 9 months - Children	126	271	46.5%	53.8%	58.9%	57.6%
% of FP17s for the same patient ID Re-attending between 3 & 9 months - Adults	0	0	N/A	44.6%	52.2%	50.1%
% of FP17s for Band 1 Urgent Courses	5	236	2.1%	11.5%	9.2%	9.1%
% of FP17s Relating to Free Repair or Replacements	0	236	0.0%	0.9%	1.0%	0.8%
% of FP17s Relating to Continuations	0	236	0.0%	1.4%	1.4%	1.2%
% of Patients satisfied with the dentistry they have received	1	1	N/A	93.9%	93.1%	92.8%
% of Patients satisfied with the time they had to wait for an appointment	1	1	N/A	89.4%	89.5%	88.7%

* This is based on patients treated on this contract for their most recent course of treatment. Figures in italics indicate the base number of FP17s or Patient Questionnaire responses are less than 100. N/A is shown where the base number of responses is less than 10 during the period. % is calculated as Quantity/Base number*100

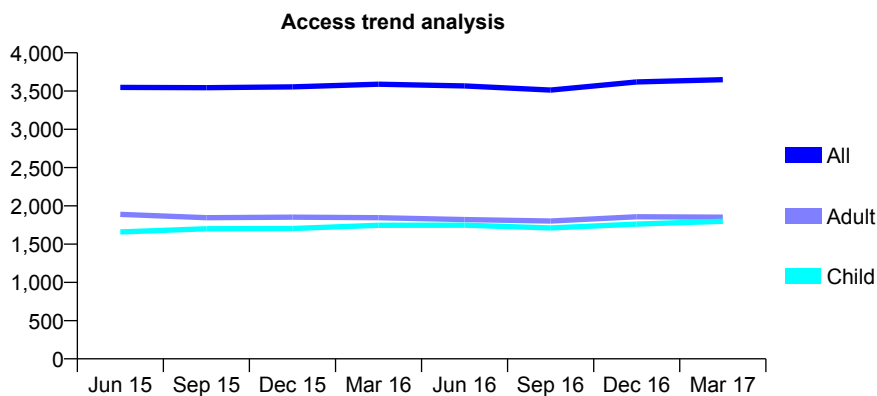
Q48 - Vital Signs At a Glance Contract Report for 328847/0001 - Year end March 2017

Name or company name	MR PA DOYLE
Contract type name	GDS Contract
Purpose of contract	General
Contract start date	01/04/2006
Contract end date	

16/17 Contracted general activity (UDA)	12,787
Carry forward general activity (UDA)	0
16/17 Contracted orthodontic activity (UOA)	0
Carry forward orthodontic activity (UOA)	0
Baseline contract value	£361,820.78

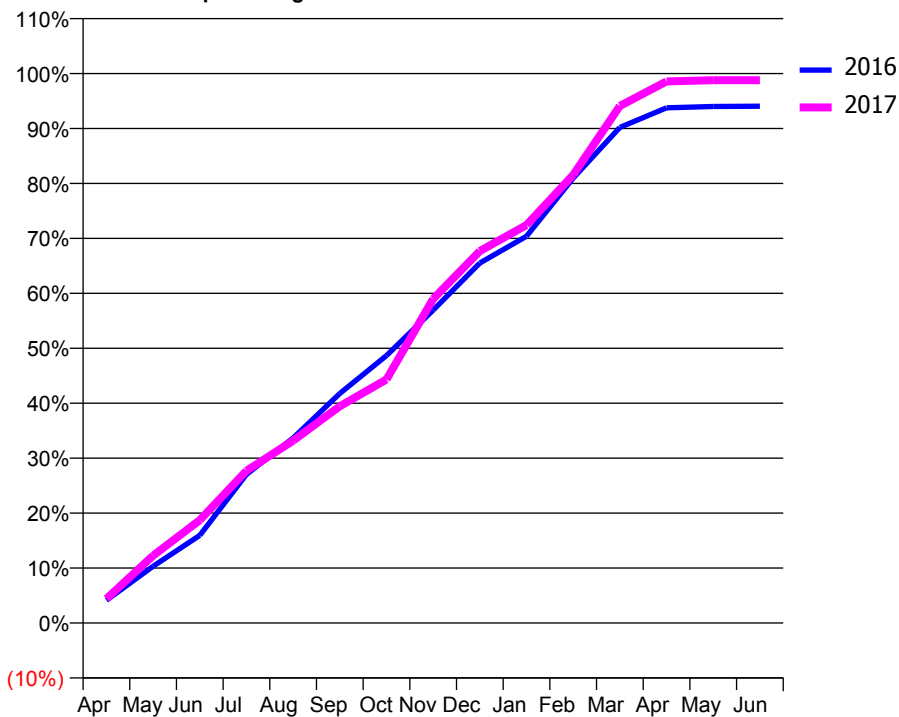
ACCESS*

Patients seen in 24 months	Total	Change since previous quarter
Quarter ending March 2016	3,590	
Quarter ending June 2016	3,567	→
Quarter ending September 2016	3,513	↓
Quarter ending December 2016	3,619	↑
Quarter ending March 2017	3,649	→
Variance since March 2016	1.6%	→



ACTIVITY

Cumulative percentage of contracted UDA delivered 2016 & 2017



Month	Adjusted Scheduled Activity (UDA)	
	2016	2017
April	530	563
May	1,320	1,570
June	2,040	2,393
July	3,458	3,541
August	4,306	4,242
September	5,342	5,044
October	6,222	5,667
November	7,282	7,543
December	8,376	8,656
January	9,001	9,262
February	10,352	10,429
March	11,534	12,032
April	11,987	12,604
May	12,020	12,630
June	12,025	12,630

QUALITY

	Quantity	Base Number	Contract	AT	Region	England
% of FP17s for the same patient ID Re-attending within 3 months - Children	220	2,360	9.3%	12.4%	13.3%	12.3%
% of FP17s for the same patient ID Re-attending within 3 months - Adults	532	2,220	24.0%	17.7%	17.3%	16.7%
% of FP17s for the same patient ID Re-attending between 3 & 9 months - Children	1,102	2,360	46.7%	53.8%	58.9%	57.6%
% of FP17s for the same patient ID Re-attending between 3 & 9 months - Adults	847	2,220	38.2%	44.6%	52.2%	50.1%
% of FP17s for Band 1 Urgent Courses	507	4,592	11.0%	11.5%	9.2%	9.1%
% of FP17s Relating to Free Repair or Replacements	0	4,592	0.0%	0.9%	1.0%	0.8%
% of FP17s Relating to Continuations	71	4,592	1.5%	1.4%	1.4%	1.2%
% of Patients satisfied with the dentistry they have received	6	7	N/A	93.9%	93.1%	92.8%
% of Patients satisfied with the time they had to wait for an appointment	6	7	N/A	89.4%	89.5%	88.7%

* This is based on patients treated on this contract for their most recent course of treatment. Figures in italics indicate the base number of FP17s or Patient Questionnaire responses are less than 100. N/A is shown where the base number of responses is less than 10 during the period. % is calculated as Quantity/Base number*100

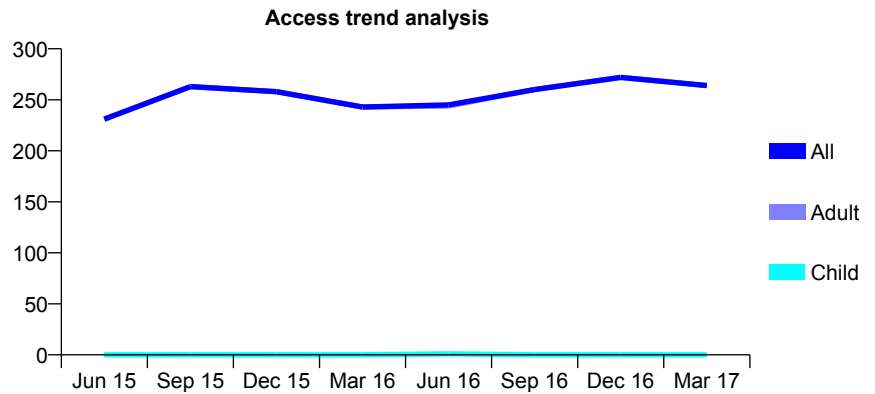
Q48 - Vital Signs At a Glance Contract Report for 351628/0004 - Year end March 2017

Name or company name	MR TC DALEY
Contract type name	GDS Contract
Purpose of contract	General
Contract start date	02/03/2012
Contract end date	31/03/2018

16/17 Contracted general activity (UDA)	848
Carry forward general activity (UDA)	0
16/17 Contracted orthodontic activity (UOA)	0
Carry forward orthodontic activity (UOA)	0
Baseline contract value	£26,969.72

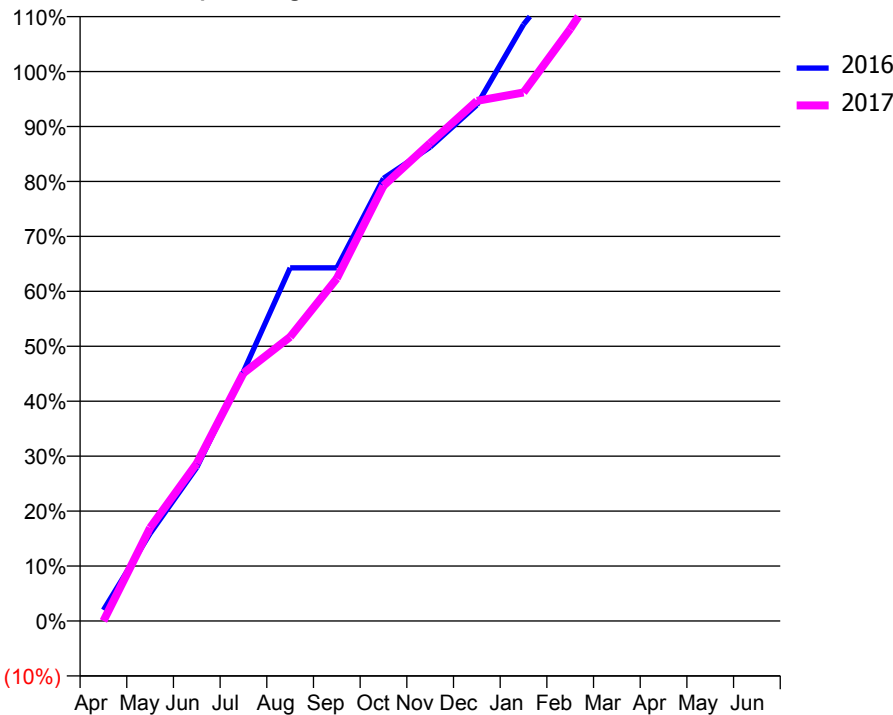
ACCESS*

Patients seen in 24 months	Total	Change since previous quarter
Quarter ending March 2016	243	
Quarter ending June 2016	245	→
Quarter ending September 2016	260	↑
Quarter ending December 2016	272	↑
Quarter ending March 2017	264	↓
Variance since March 2016	8.6%	↑



ACTIVITY

Cumulative percentage of contracted UDA delivered 2016 & 2017



Month	Adjusted Scheduled Activity (UDA)	
	2016	2017
April	17	0
May	135	144
June	237	243
July	385	382
August	545	438
September	545	529
October	683	672
November	731	738
December	796	803
January	921	816
February	1,011	914
March	1,066	1,022
April	1,066	1,051
May	1,070	1,052
June	1,070	1,052

QUALITY

	Quantity	Base Number	Contract	AT	Region	England
% of FP17s for the same patient ID Re-attending within 3 months - Children	0	1	0.0%	12.4%	13.3%	12.3%
% of FP17s for the same patient ID Re-attending within 3 months - Adults	6	181	3.3%	17.7%	17.3%	16.7%
% of FP17s for the same patient ID Re-attending between 3 & 9 months - Children	0	1	0.0%	53.8%	58.9%	57.6%
% of FP17s for the same patient ID Re-attending between 3 & 9 months - Adults	21	181	11.6%	44.6%	52.2%	50.1%
% of FP17s for Band 1 Urgent Courses	4	193	2.1%	11.5%	9.2%	9.1%
% of FP17s Relating to Free Repair or Replacements	0	193	0.0%	0.9%	1.0%	0.8%
% of FP17s Relating to Continuations	0	193	0.0%	1.4%	1.4%	1.2%
% of Patients satisfied with the dentistry they have received	0	0	N/A	93.9%	93.1%	92.8%
% of Patients satisfied with the time they had to wait for an appointment	0	0	N/A	89.4%	89.5%	88.7%

* This is based on patients treated on this contract for their most recent course of treatment. Figures in italics indicate the base number of FP17s or Patient Questionnaire responses are less than 100. N/A is shown where the base number of responses is less than 10 during the period. % is calculated as Quantity/Base number*100

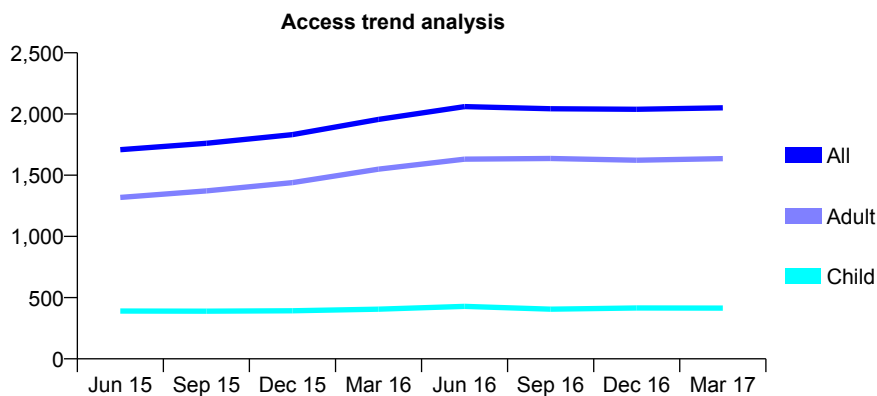
Q48 - Vital Signs At a Glance Contract Report for 357936/0001 - Year end March 2017

Name or company name	MR SR LAKSHMIAH
Contract type name	GDS Contract
Purpose of contract	General
Contract start date	01/04/2006
Contract end date	

16/17 Contracted general activity (UDA)	9,108
Carry forward general activity (UDA)	0
16/17 Contracted orthodontic activity (UOA)	0
Carry forward orthodontic activity (UOA)	0
Baseline contract value	£232,346.89

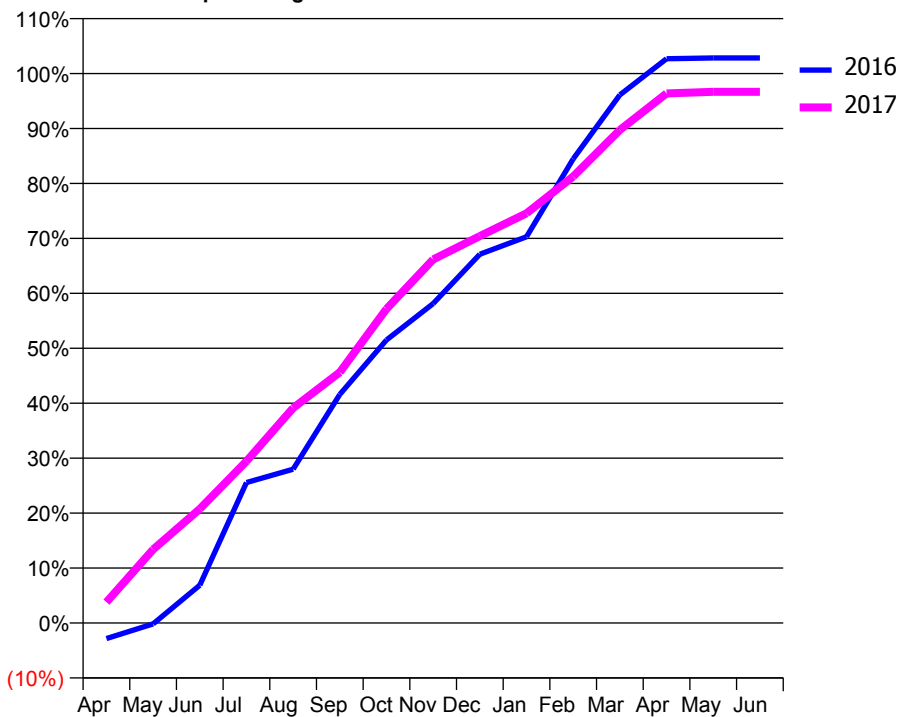
ACCESS*

Patients seen in 24 months	Total	Change since previous quarter
Quarter ending March 2016	1,956	
Quarter ending June 2016	2,060	↑
Quarter ending September 2016	2,043	→
Quarter ending December 2016	2,039	→
Quarter ending March 2017	2,051	→
Variance since March 2016	4.9%	↑



ACTIVITY

Cumulative percentage of contracted UDA delivered 2016 & 2017



Month	Adjusted Scheduled Activity (UDA)	
	2016	2017
April	-260	346
May	-16	1,219
June	627	1,890
July	2,329	2,682
August	2,550	3,564
September	3,790	4,157
October	4,691	5,206
November	5,295	6,025
December	6,113	6,412
January	6,402	6,792
February	7,693	7,400
March	8,754	8,172
April	9,353	8,778
May	9,366	8,804
June	9,366	8,805

QUALITY

	Quantity	Base Number	Contract	AT	Region	England
% of FP17s for the same patient ID Re-attending within 3 months - Children	52	451	11.5%	12.4%	13.3%	12.3%
% of FP17s for the same patient ID Re-attending within 3 months - Adults	332	1,682	19.7%	17.7%	17.3%	16.7%
% of FP17s for the same patient ID Re-attending between 3 & 9 months - Children	136	451	30.2%	53.8%	58.9%	57.6%
% of FP17s for the same patient ID Re-attending between 3 & 9 months - Adults	411	1,682	24.4%	44.6%	52.2%	50.1%
% of FP17s for Band 1 Urgent Courses	415	2,146	19.3%	11.5%	9.2%	9.1%
% of FP17s Relating to Free Repair or Replacements	0	2,146	0.0%	0.9%	1.0%	0.8%
% of FP17s Relating to Continuations	25	2,146	1.2%	1.4%	1.4%	1.2%
% of Patients satisfied with the dentistry they have received	10	12	83.3%	93.9%	93.1%	92.8%
% of Patients satisfied with the time they had to wait for an appointment	11	12	91.7%	89.4%	89.5%	88.7%

* This is based on patients treated on this contract for their most recent course of treatment. Figures in italics indicate the base number of FP17s or Patient Questionnaire responses are less than 100. N/A is shown where the base number of responses is less than 10 during the period. % is calculated as Quantity/Base number*100

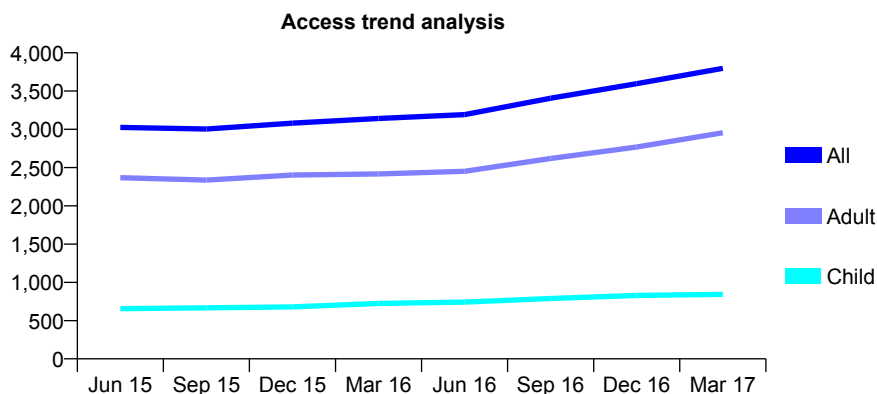
Q48 - Vital Signs At a Glance Contract Report for 358754/0001 - Year end March 2017

Name or company name	Devaki Divaker & Shehryar Khan
Contract type name	GDS Contract
Purpose of contract	General
Contract start date	01/01/2008
Contract end date	

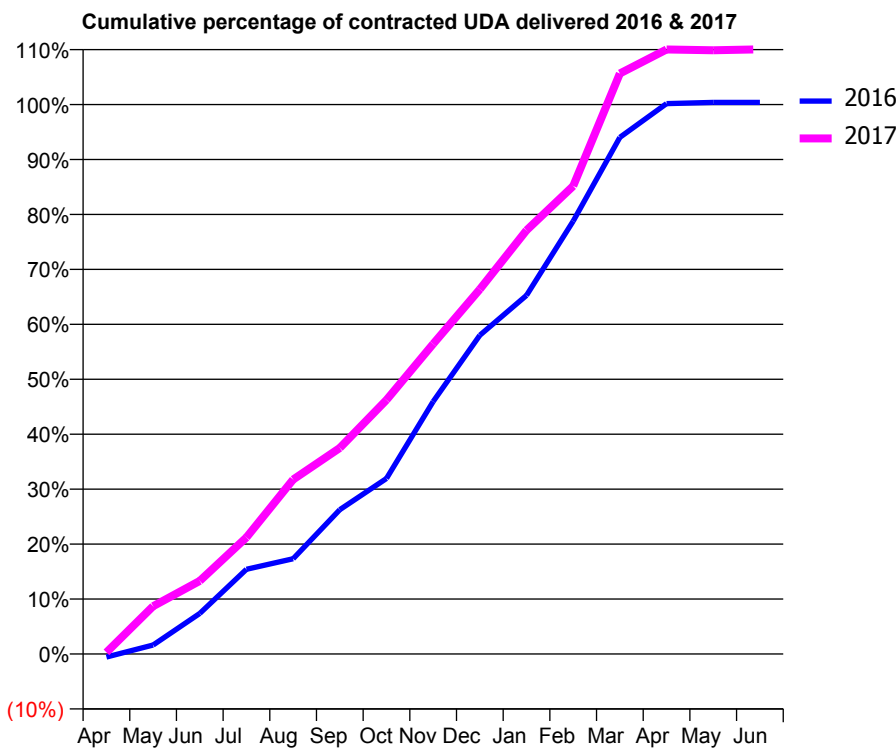
16/17 Contracted general activity (UDA)	11,926
Carry forward general activity (UDA)	0
16/17 Contracted orthodontic activity (UOA)	0
Carry forward orthodontic activity (UOA)	0
Baseline contract value	£343,724.41

ACCESS*

Patients seen in 24 months	Total	Change since previous quarter
Quarter ending March 2016	3,141	
Quarter ending June 2016	3,192	→
Quarter ending September 2016	3,407	↑
Quarter ending December 2016	3,597	↑
Quarter ending March 2017	3,797	↑
Variance since March 2016	20.9%	↑



ACTIVITY



Month	Adjusted Scheduled Activity (UDA)	
	2016	2017
April	-67	37
May	195	1,037
June	880	1,587
July	1,838	2,532
August	2,069	3,788
September	3,132	4,471
October	3,811	5,516
November	5,480	6,729
December	6,918	7,917
January	7,783	9,195
February	9,395	10,157
March	11,212	12,600
April	11,946	13,122
May	11,972	13,102
June	11,972	13,124

QUALITY

	Quantity	Base Number	Contract	AT	Region	England
% of FP17s for the same patient ID Re-attending within 3 months - Children	101	1,016	9.9%	12.4%	13.3%	12.3%
% of FP17s for the same patient ID Re-attending within 3 months - Adults	578	3,622	16.0%	17.7%	17.3%	16.7%
% of FP17s for the same patient ID Re-attending between 3 & 9 months - Children	336	1,016	33.1%	53.8%	58.9%	57.6%
% of FP17s for the same patient ID Re-attending between 3 & 9 months - Adults	849	3,622	23.4%	44.6%	52.2%	50.1%
% of FP17s for Band 1 Urgent Courses	1,719	4,665	36.8%	11.5%	9.2%	9.1%
% of FP17s Relating to Free Repair or Replacements	67	4,665	1.4%	0.9%	1.0%	0.8%
% of FP17s Relating to Continuations	35	4,665	0.8%	1.4%	1.4%	1.2%
% of Patients satisfied with the dentistry they have received	2	4	N/A	93.9%	93.1%	92.8%
% of Patients satisfied with the time they had to wait for an appointment	2	4	N/A	89.4%	89.5%	88.7%

* This is based on patients treated on this contract for their most recent course of treatment. Figures in italics indicate the base number of FP17s or Patient Questionnaire responses are less than 100. N/A is shown where the base number of responses is less than 10 during the period. % is calculated as Quantity/Base number*100

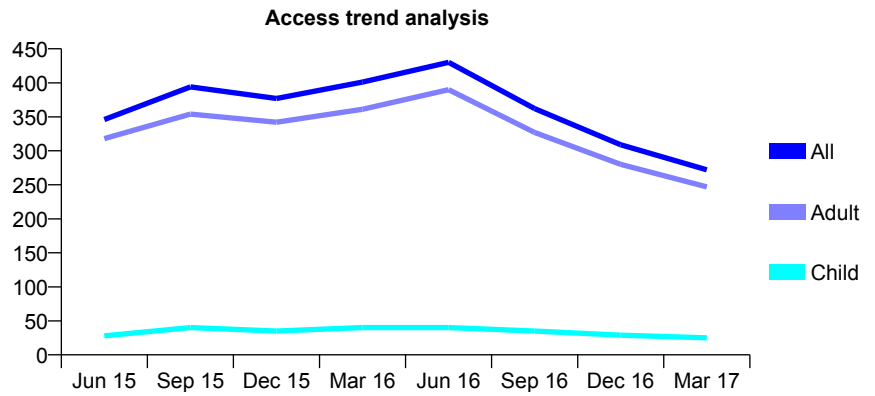
Q48 - Vital Signs At a Glance Contract Report for 358754/0003 - Year end March 2017

Name or company name	MR SW KHAN
Contract type name	PDS Contract
Purpose of contract	General
Contract start date	01/04/2011
Contract end date	31/05/2016

16/17 Contracted general activity (UDA)	260
Carry forward general activity (UDA)	0
16/17 Contracted orthodontic activity (UOA)	0
Carry forward orthodontic activity (UOA)	0
Baseline contract value	£6,876.00

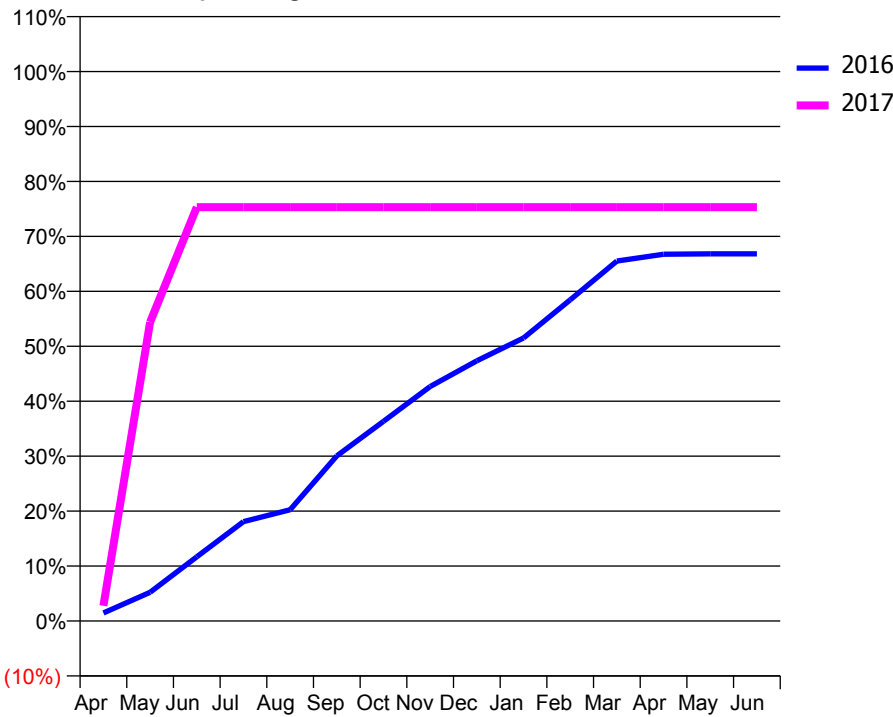
ACCESS*

Patients seen in 24 months	Total	Change since previous quarter
Quarter ending March 2016	401	
Quarter ending June 2016	430	↑
Quarter ending September 2016	362	↓
Quarter ending December 2016	309	↓
Quarter ending March 2017	272	↓
Variance since March 2016	(32.2%)	↓



ACTIVITY

Cumulative percentage of contracted UDA delivered 2016 & 2017



Month	Adjusted Scheduled Activity (UDA)	
	2016	2017
April	23	7
May	82	141
June	182	196
July	282	196
August	316	196
September	469	196
October	567	196
November	666	196
December	739	196
January	803	196
February	912	196
March	1,022	196
April	1,041	196
May	1,042	196
June	1,042	196

QUALITY

	Quantity	Base Number	Contract	AT	Region	England
% of FP17s for the same patient ID Re-attending within 3 months - Children	1	21	4.8%	12.4%	13.3%	12.3%
% of FP17s for the same patient ID Re-attending within 3 months - Adults	2	166	1.2%	17.7%	17.3%	16.7%
% of FP17s for the same patient ID Re-attending between 3 & 9 months - Children	0	21	0.0%	53.8%	58.9%	57.6%
% of FP17s for the same patient ID Re-attending between 3 & 9 months - Adults	2	166	1.2%	44.6%	52.2%	50.1%
% of FP17s for Band 1 Urgent Courses	154	161	95.7%	11.5%	9.2%	9.1%
% of FP17s Relating to Free Repair or Replacements	0	161	0.0%	0.9%	1.0%	0.8%
% of FP17s Relating to Continuations	0	161	0.0%	1.4%	1.4%	1.2%
% of Patients satisfied with the dentistry they have received	0	0	N/A	93.9%	93.1%	92.8%
% of Patients satisfied with the time they had to wait for an appointment	0	0	N/A	89.4%	89.5%	88.7%

* This is based on patients treated on this contract for their most recent course of treatment. Figures in italics indicate the base number of FP17s or Patient Questionnaire responses are less than 100. N/A is shown where the base number of responses is less than 10 during the period. % is calculated as Quantity/Base number*100

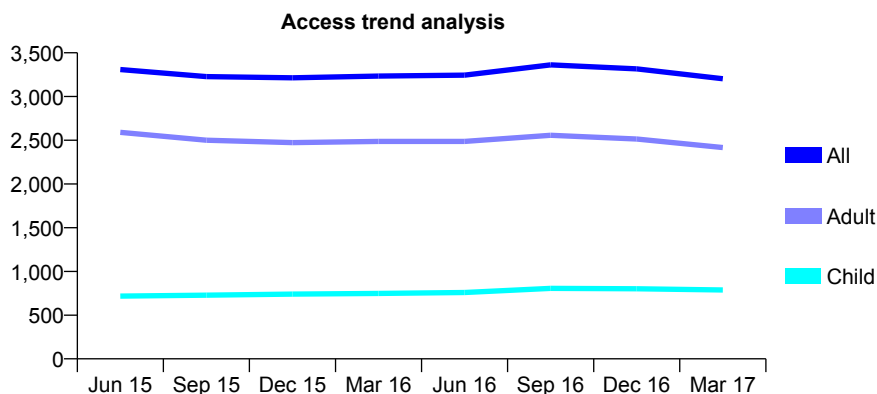
Q48 - Vital Signs At a Glance Contract Report for 383732/0001 - Year end March 2017

Name or company name	MR JP BRACKEN
Contract type name	GDS Contract
Purpose of contract	General
Contract start date	01/04/2006
Contract end date	

16/17 Contracted general activity (UDA)	11,178
Carry forward general activity (UDA)	0
16/17 Contracted orthodontic activity (UOA)	0
Carry forward orthodontic activity (UOA)	0
Baseline contract value	£285,152.76

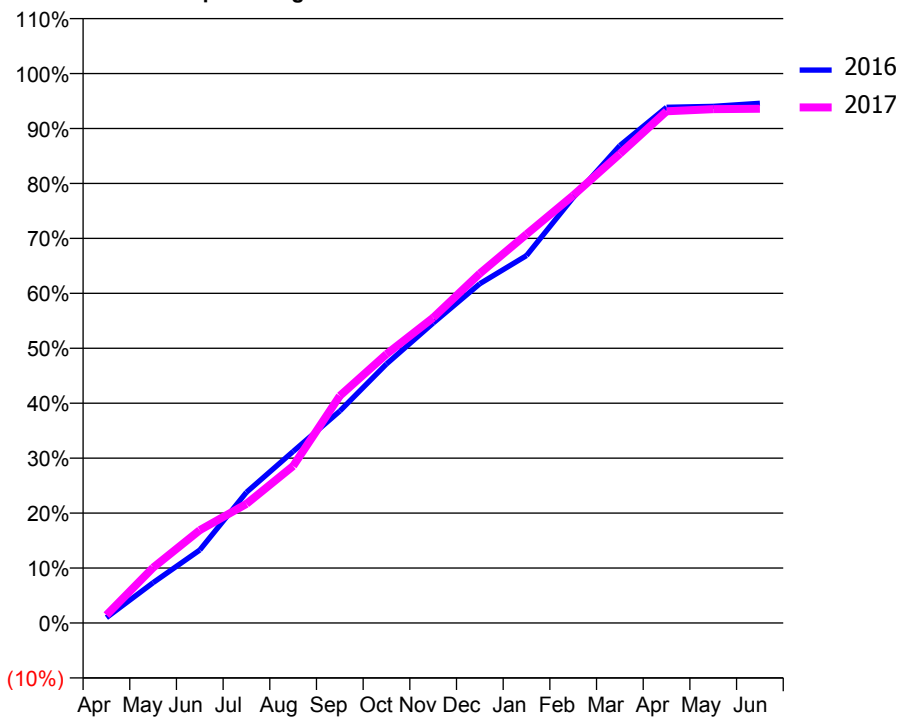
ACCESS*

Patients seen in 24 months	Total	Change since previous quarter
Quarter ending March 2016	3,234	
Quarter ending June 2016	3,245	→
Quarter ending September 2016	3,362	↑
Quarter ending December 2016	3,316	↓
Quarter ending March 2017	3,203	↓
Variance since March 2016	(1.0%)	→



ACTIVITY

Cumulative percentage of contracted UDA delivered 2016 & 2017



Month	Adjusted Scheduled Activity (UDA)	
	2016	2017
April	109	162
May	819	1,128
June	1,486	1,889
July	2,660	2,424
August	3,490	3,193
September	4,311	4,620
October	5,270	5,470
November	6,101	6,209
December	6,902	7,112
January	7,473	7,908
February	8,655	8,697
March	9,712	9,545
April	10,492	10,410
May	10,511	10,453
June	10,573	10,462

QUALITY

	Quantity	Base Number	Contract	AT	Region	England
% of FP17s for the same patient ID Re-attending within 3 months - Children	47	837	5.6%	12.4%	13.3%	12.3%
% of FP17s for the same patient ID Re-attending within 3 months - Adults	380	2,689	14.1%	17.7%	17.3%	16.7%
% of FP17s for the same patient ID Re-attending between 3 & 9 months - Children	226	837	27.0%	53.8%	58.9%	57.6%
% of FP17s for the same patient ID Re-attending between 3 & 9 months - Adults	760	2,689	28.3%	44.6%	52.2%	50.1%
% of FP17s for Band 1 Urgent Courses	366	3,453	10.6%	11.5%	9.2%	9.1%
% of FP17s Relating to Free Repair or Replacements	45	3,453	1.3%	0.9%	1.0%	0.8%
% of FP17s Relating to Continuations	78	3,453	2.3%	1.4%	1.4%	1.2%
% of Patients satisfied with the dentistry they have received	12	13	92.3%	93.9%	93.1%	92.8%
% of Patients satisfied with the time they had to wait for an appointment	13	13	100.0%	89.4%	89.5%	88.7%

* This is based on patients treated on this contract for their most recent course of treatment. Figures in italics indicate the base number of FP17s or Patient Questionnaire responses are less than 100. N/A is shown where the base number of responses is less than 10 during the period. % is calculated as Quantity/Base number*100

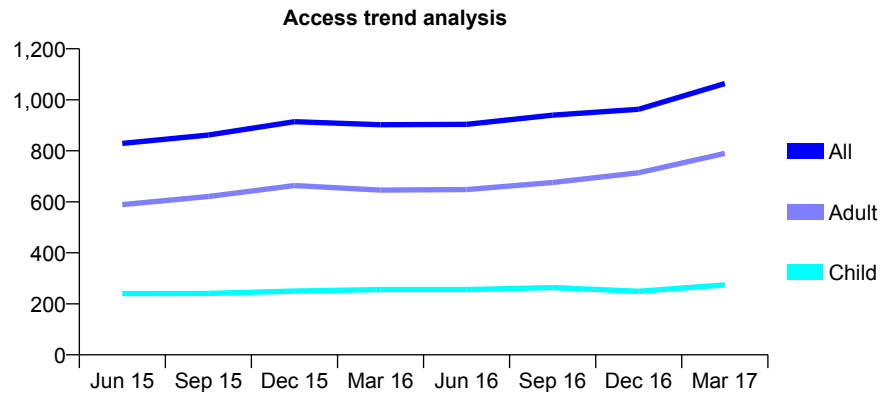
Q48 - Vital Signs At a Glance Contract Report for 383732/0003 - Year end March 2017

Name or company name	MR JP BRACKEN
Contract type name	GDS Contract
Purpose of contract	General
Contract start date	01/04/2006
Contract end date	

16/17 Contracted general activity (UDA)	2,380
Carry forward general activity (UDA)	28
16/17 Contracted orthodontic activity (UOA)	0
Carry forward orthodontic activity (UOA)	0
Baseline contract value	£51,413.48

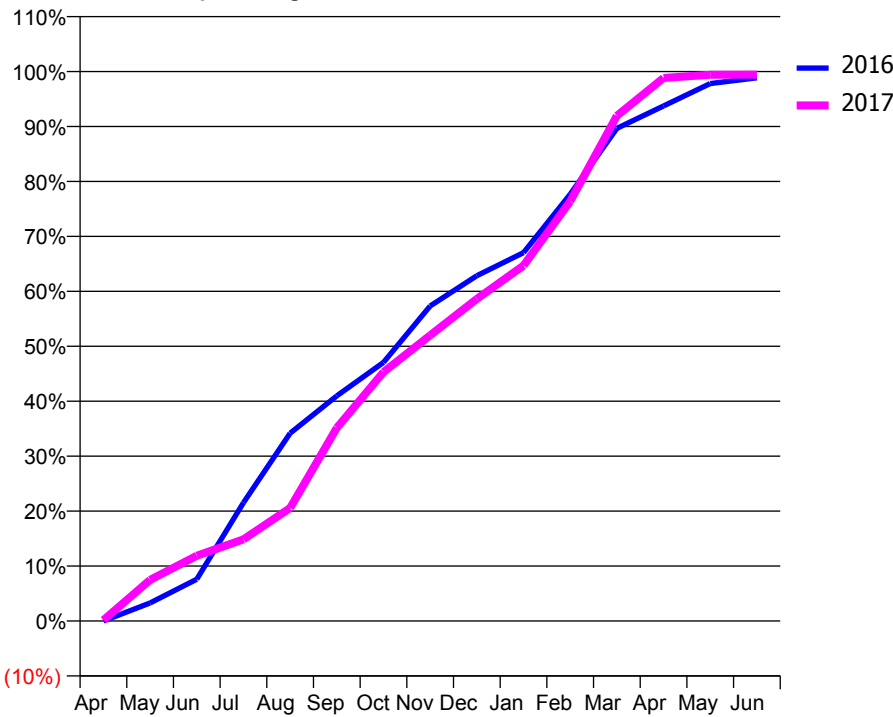
ACCESS*

Patients seen in 24 months	Total	Change since previous quarter
Quarter ending March 2016	902	
Quarter ending June 2016	904	→
Quarter ending September 2016	940	↑
Quarter ending December 2016	963	↑
Quarter ending March 2017	1,064	↑
Variance since March 2016	18.0%	↑



ACTIVITY

Cumulative percentage of contracted UDA delivered 2016 & 2017



Month	Adjusted Scheduled Activity (UDA)	
	2016	2017
April	0	4
May	78	178
June	181	283
July	512	354
August	813	489
September	975	837
October	1,120	1,078
November	1,365	1,237
December	1,496	1,395
January	1,595	1,539
February	1,848	1,818
March	2,134	2,188
April	2,231	2,352
May	2,328	2,366
June	2,352	2,367

QUALITY

	Quantity	Base Number	Contract	AT	Region	England
% of FP17s for the same patient ID Re-attending within 3 months - Children	13	283	4.6%	12.4%	13.3%	12.3%
% of FP17s for the same patient ID Re-attending within 3 months - Adults	45	840	5.4%	17.7%	17.3%	16.7%
% of FP17s for the same patient ID Re-attending between 3 & 9 months - Children	37	283	13.1%	53.8%	58.9%	57.6%
% of FP17s for the same patient ID Re-attending between 3 & 9 months - Adults	97	840	11.5%	44.6%	52.2%	50.1%
% of FP17s for Band 1 Urgent Courses	119	1,069	11.1%	11.5%	9.2%	9.1%
% of FP17s Relating to Free Repair or Replacements	10	1,069	0.9%	0.9%	1.0%	0.8%
% of FP17s Relating to Continuations	10	1,069	0.9%	1.4%	1.4%	1.2%
% of Patients satisfied with the dentistry they have received	1	2	N/A	93.9%	93.1%	92.8%
% of Patients satisfied with the time they had to wait for an appointment	1	2	N/A	89.4%	89.5%	88.7%

* This is based on patients treated on this contract for their most recent course of treatment. Figures in italics indicate the base number of FP17s or Patient Questionnaire responses are less than 100. N/A is shown where the base number of responses is less than 10 during the period. % is calculated as Quantity/Base number*100

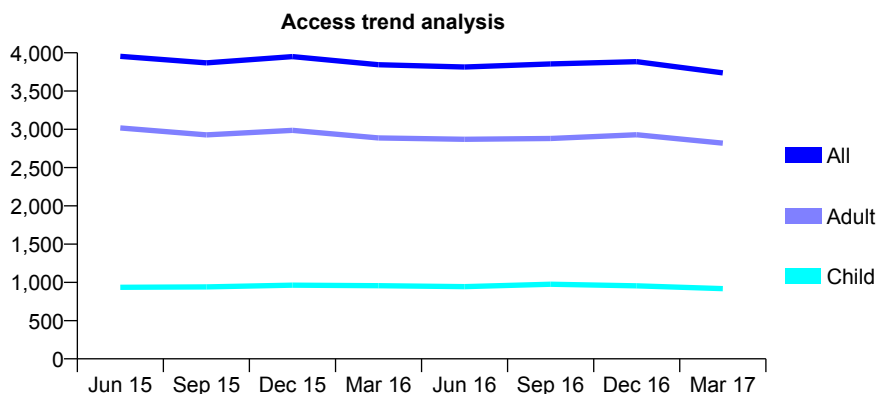
Q48 - Vital Signs At a Glance Contract Report for 396109/0001 - Year end March 2017

Name or company name	MR J BUCKNOR-AJIBADE
Contract type name	GDS Contract
Purpose of contract	General
Contract start date	24/11/2008
Contract end date	

16/17 Contracted general activity (UDA)	16,249
Carry forward general activity (UDA)	0
16/17 Contracted orthodontic activity (UOA)	0
Carry forward orthodontic activity (UOA)	0
Baseline contract value	£414,514.87

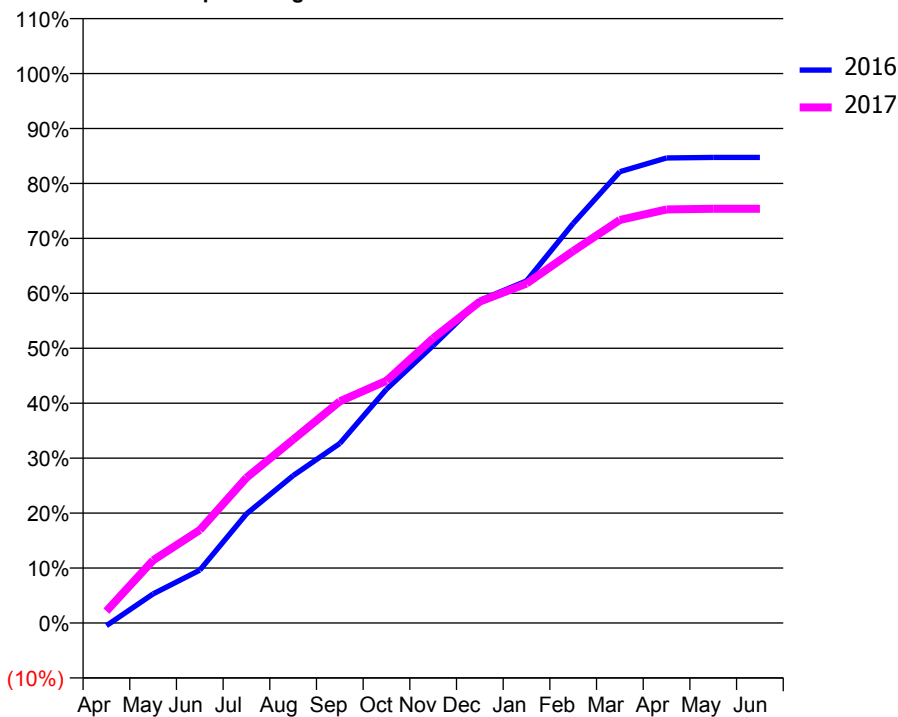
ACCESS*

Patients seen in 24 months	Total	Change since previous quarter
Quarter ending March 2016	3,844	
Quarter ending June 2016	3,814	→
Quarter ending September 2016	3,855	→
Quarter ending December 2016	3,884	→
Quarter ending March 2017	3,738	↓
Variance since March 2016	(2.8%)	↓



ACTIVITY

Cumulative percentage of contracted UDA delivered 2016 & 2017



Month	Adjusted Scheduled Activity (UDA)	
	2016	2017
April	-81	354
May	861	1,854
June	1,562	2,752
July	3,228	4,297
August	4,360	5,425
September	5,311	6,554
October	6,913	7,161
November	8,204	8,421
December	9,541	9,506
January	10,116	10,038
February	11,814	11,000
March	13,347	11,919
April	13,753	12,229
May	13,768	12,247
June	13,768	12,247

QUALITY

	Quantity	Base Number	Contract	AT	Region	England
% of FP17s for the same patient ID Re-attending within 3 months - Children	133	1,134	11.7%	12.4%	13.3%	12.3%
% of FP17s for the same patient ID Re-attending within 3 months - Adults	684	3,580	19.1%	17.7%	17.3%	16.7%
% of FP17s for the same patient ID Re-attending between 3 & 9 months - Children	501	1,134	44.2%	53.8%	58.9%	57.6%
% of FP17s for the same patient ID Re-attending between 3 & 9 months - Adults	1,515	3,580	42.3%	44.6%	52.2%	50.1%
% of FP17s for Band 1 Urgent Courses	482	4,595	10.5%	11.5%	9.2%	9.1%
% of FP17s Relating to Free Repair or Replacements	53	4,595	1.2%	0.9%	1.0%	0.8%
% of FP17s Relating to Continuations	19	4,595	0.4%	1.4%	1.4%	1.2%
% of Patients satisfied with the dentistry they have received	10	12	83.3%	93.9%	93.1%	92.8%
% of Patients satisfied with the time they had to wait for an appointment	10	12	83.3%	89.4%	89.5%	88.7%

* This is based on patients treated on this contract for their most recent course of treatment. Figures in italics indicate the base number of FP17s or Patient Questionnaire responses are less than 100. N/A is shown where the base number of responses is less than 10 during the period. % is calculated as Quantity/Base number*100

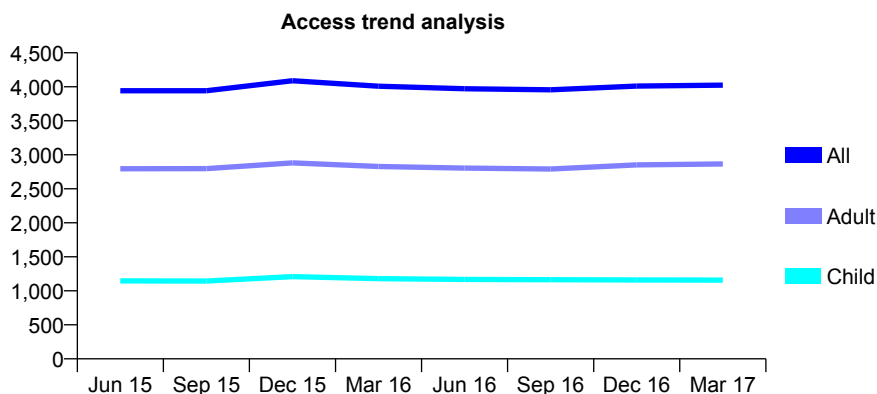
Q48 - Vital Signs At a Glance Contract Report for 568147/0001 - Year end March 2017

Name or company name	Speke Dental Practice
Contract type name	GDS Contract
Purpose of contract	General
Contract start date	01/04/2006
Contract end date	

16/17 Contracted general activity (UDA)	11,616
Carry forward general activity (UDA)	0
16/17 Contracted orthodontic activity (UOA)	0
Carry forward orthodontic activity (UOA)	0
Baseline contract value	£296,326.22

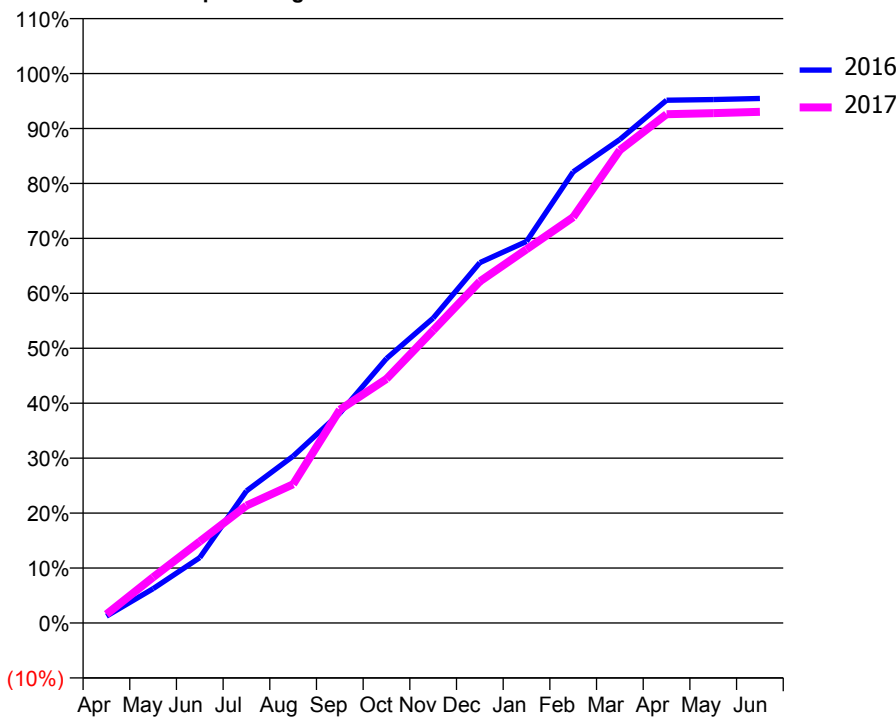
ACCESS*

Patients seen in 24 months	Total	Change since previous quarter
Quarter ending March 2016	4,008	
Quarter ending June 2016	3,972	→
Quarter ending September 2016	3,955	→
Quarter ending December 2016	4,010	→
Quarter ending March 2017	4,024	→
Variance since March 2016	0.4%	→



ACTIVITY

Cumulative percentage of contracted UDA delivered 2016 & 2017



Month	Adjusted Scheduled Activity (UDA)	
	2016	2017
April	146	186
May	725	969
June	1,384	1,724
July	2,793	2,481
August	3,528	2,932
September	4,436	4,508
October	5,592	5,161
November	6,444	6,185
December	7,618	7,221
January	8,067	7,900
February	9,539	8,580
March	10,223	9,996
April	11,051	10,754
May	11,066	10,778
June	11,088	10,806

QUALITY

	Quantity	Base Number	Contract	AT	Region	England
% of FP17s for the same patient ID Re-attending within 3 months - Children	142	1,358	10.5%	12.4%	13.3%	12.3%
% of FP17s for the same patient ID Re-attending within 3 months - Adults	767	3,531	21.7%	17.7%	17.3%	16.7%
% of FP17s for the same patient ID Re-attending between 3 & 9 months - Children	528	1,358	38.9%	53.8%	58.9%	57.6%
% of FP17s for the same patient ID Re-attending between 3 & 9 months - Adults	1,313	3,531	37.2%	44.6%	52.2%	50.1%
% of FP17s for Band 1 Urgent Courses	818	4,818	17.0%	11.5%	9.2%	9.1%
% of FP17s Relating to Free Repair or Replacements	0	4,818	0.0%	0.9%	1.0%	0.8%
% of FP17s Relating to Continuations	0	4,818	0.0%	1.4%	1.4%	1.2%
% of Patients satisfied with the dentistry they have received	4	5	N/A	93.9%	93.1%	92.8%
% of Patients satisfied with the time they had to wait for an appointment	5	5	N/A	89.4%	89.5%	88.7%

* This is based on patients treated on this contract for their most recent course of treatment. Figures in italics indicate the base number of FP17s or Patient Questionnaire responses are less than 100. N/A is shown where the base number of responses is less than 10 during the period. % is calculated as Quantity/Base number*100

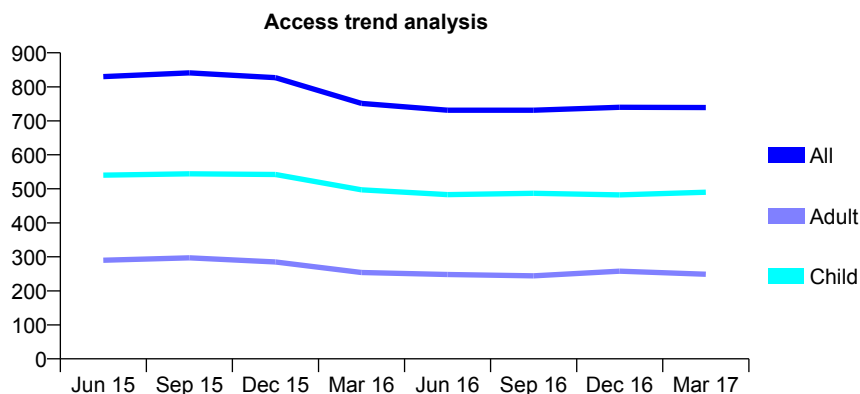
Q48 - Vital Signs At a Glance Contract Report for 573140/0001 - Year end March 2017

Name or company name	MR MJ FORDE
Contract type name	GDS Contract
Purpose of contract	General
Contract start date	01/04/2006
Contract end date	

16/17 Contracted general activity (UDA)	2,000
Carry forward general activity (UDA)	0
16/17 Contracted orthodontic activity (UOA)	0
Carry forward orthodontic activity (UOA)	0
Baseline contract value	£51,020.35

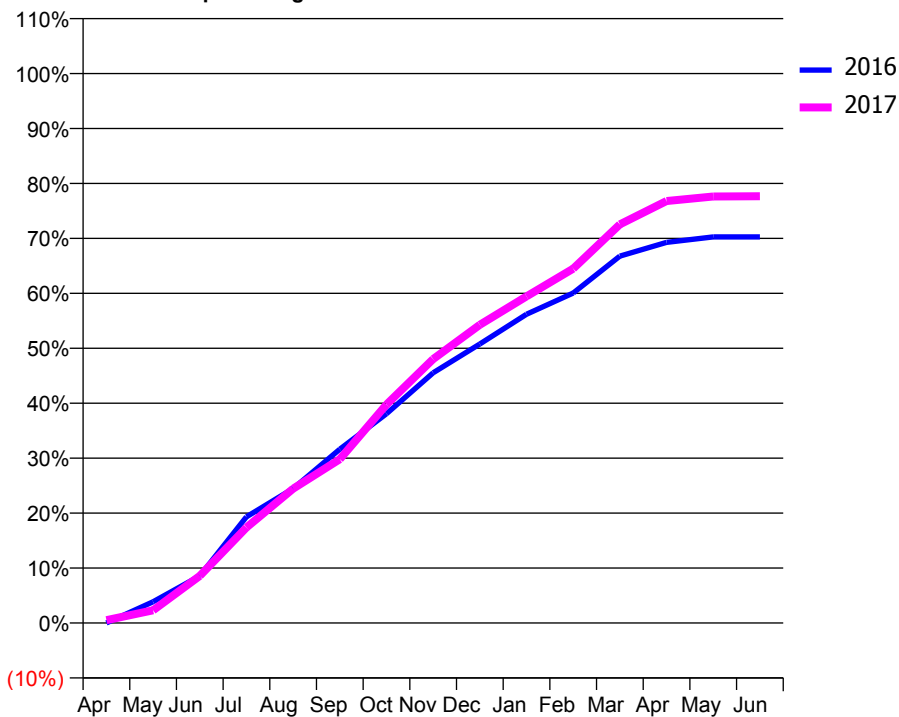
ACCESS*

Patients seen in 24 months	Total	Change since previous quarter
Quarter ending March 2016	751	
Quarter ending June 2016	731	↓
Quarter ending September 2016	731	→
Quarter ending December 2016	740	→
Quarter ending March 2017	739	→
Variance since March 2016	(1.6%)	↓



ACTIVITY

Cumulative percentage of contracted UDA delivered 2016 & 2017



Month	Adjusted Scheduled Activity (UDA)	
	2016	2017
April	0	10
May	78	46
June	172	171
July	387	348
August	489	489
September	633	596
October	762	795
November	911	961
December	1,016	1,086
January	1,124	1,189
February	1,201	1,290
March	1,336	1,451
April	1,385	1,536
May	1,405	1,552
June	1,405	1,553

QUALITY

	Quantity	Base Number	Contract	AT	Region	England
% of FP17s for the same patient ID Re-attending within 3 months - Children	64	659	9.7%	12.4%	13.3%	12.3%
% of FP17s for the same patient ID Re-attending within 3 months - Adults	19	181	10.5%	17.7%	17.3%	16.7%
% of FP17s for the same patient ID Re-attending between 3 & 9 months - Children	243	659	36.9%	53.8%	58.9%	57.6%
% of FP17s for the same patient ID Re-attending between 3 & 9 months - Adults	42	181	23.2%	44.6%	52.2%	50.1%
% of FP17s for Band 1 Urgent Courses	47	847	5.5%	11.5%	9.2%	9.1%
% of FP17s Relating to Free Repair or Replacements	0	847	0.0%	0.9%	1.0%	0.8%
% of FP17s Relating to Continuations	0	847	0.0%	1.4%	1.4%	1.2%
% of Patients satisfied with the dentistry they have received	0	0	N/A	93.9%	93.1%	92.8%
% of Patients satisfied with the time they had to wait for an appointment	0	0	N/A	89.4%	89.5%	88.7%

* This is based on patients treated on this contract for their most recent course of treatment. Figures in italics indicate the base number of FP17s or Patient Questionnaire responses are less than 100. N/A is shown where the base number of responses is less than 10 during the period. % is calculated as Quantity/Base number*100

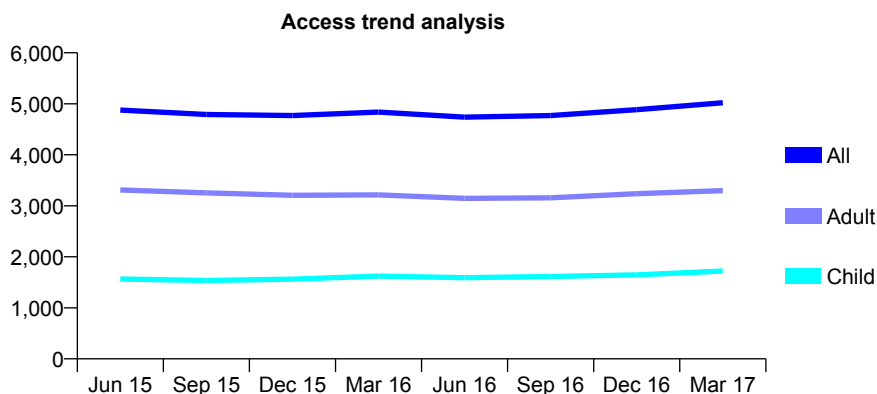
Q48 - Vital Signs At a Glance Contract Report for 576107/0001 - Year end March 2017

Name or company name	MR NP MARRAY
Contract type name	GDS Contract
Purpose of contract	General
Contract start date	01/04/2006
Contract end date	

16/17 Contracted general activity (UDA)	13,731
Carry forward general activity (UDA)	173
16/17 Contracted orthodontic activity (UOA)	0
Carry forward orthodontic activity (UOA)	0
Baseline contract value	£350,280.26

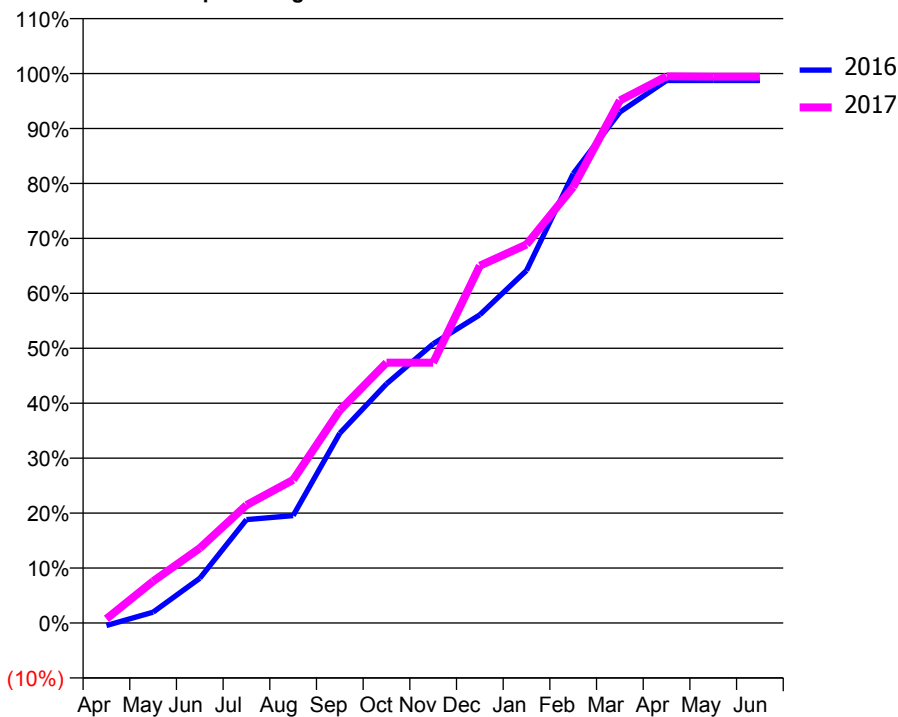
ACCESS*

Patients seen in 24 months	Total	Change since previous quarter
Quarter ending March 2016	4,837	
Quarter ending June 2016	4,739	↓
Quarter ending September 2016	4,771	→
Quarter ending December 2016	4,884	↑
Quarter ending March 2017	5,021	↑
Variance since March 2016	3.8%	↑



ACTIVITY

Cumulative percentage of contracted UDA delivered 2016 & 2017



Month	Adjusted Scheduled Activity (UDA)	
	2016	2017
April	-64	105
May	272	1,044
June	1,119	1,871
July	2,585	2,949
August	2,684	3,575
September	4,742	5,317
October	5,976	6,507
November	6,976	6,507
December	7,703	8,928
January	8,808	9,459
February	11,228	10,895
March	12,767	13,056
April	13,555	13,659
May	13,557	13,654
June	13,558	13,654

QUALITY

	Quantity	Base Number	Contract	AT	Region	England
% of FP17s for the same patient ID Re-attending within 3 months - Children	387	2,336	16.6%	12.4%	13.3%	12.3%
% of FP17s for the same patient ID Re-attending within 3 months - Adults	751	3,778	19.9%	17.7%	17.3%	16.7%
% of FP17s for the same patient ID Re-attending between 3 & 9 months - Children	883	2,336	37.8%	53.8%	58.9%	57.6%
% of FP17s for the same patient ID Re-attending between 3 & 9 months - Adults	1,316	3,778	34.8%	44.6%	52.2%	50.1%
% of FP17s for Band 1 Urgent Courses	847	6,107	13.9%	11.5%	9.2%	9.1%
% of FP17s Relating to Free Repair or Replacements	48	6,107	0.8%	0.9%	1.0%	0.8%
% of FP17s Relating to Continuations	5	6,107	0.1%	1.4%	1.4%	1.2%
% of Patients satisfied with the dentistry they have received	3	3	N/A	93.9%	93.1%	92.8%
% of Patients satisfied with the time they had to wait for an appointment	3	3	N/A	89.4%	89.5%	88.7%

* This is based on patients treated on this contract for their most recent course of treatment. Figures in italics indicate the base number of FP17s or Patient Questionnaire responses are less than 100. N/A is shown where the base number of responses is less than 10 during the period. % is calculated as Quantity/Base number*100

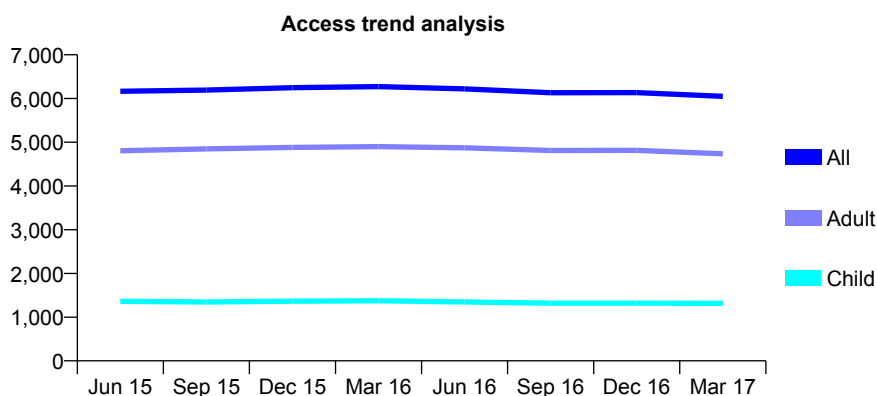
Q48 - Vital Signs At a Glance Contract Report for 577197/0001 - Year end March 2017

Name or company name	MR JN LEA
Contract type name	PDS Contract
Purpose of contract	General
Contract start date	01/04/2006
Contract end date	31/03/2021

16/17 Contracted general activity (UDA)	18,596
Carry forward general activity (UDA)	153
16/17 Contracted orthodontic activity (UOA)	0
Carry forward orthodontic activity (UOA)	0
Baseline contract value	£622,539.35

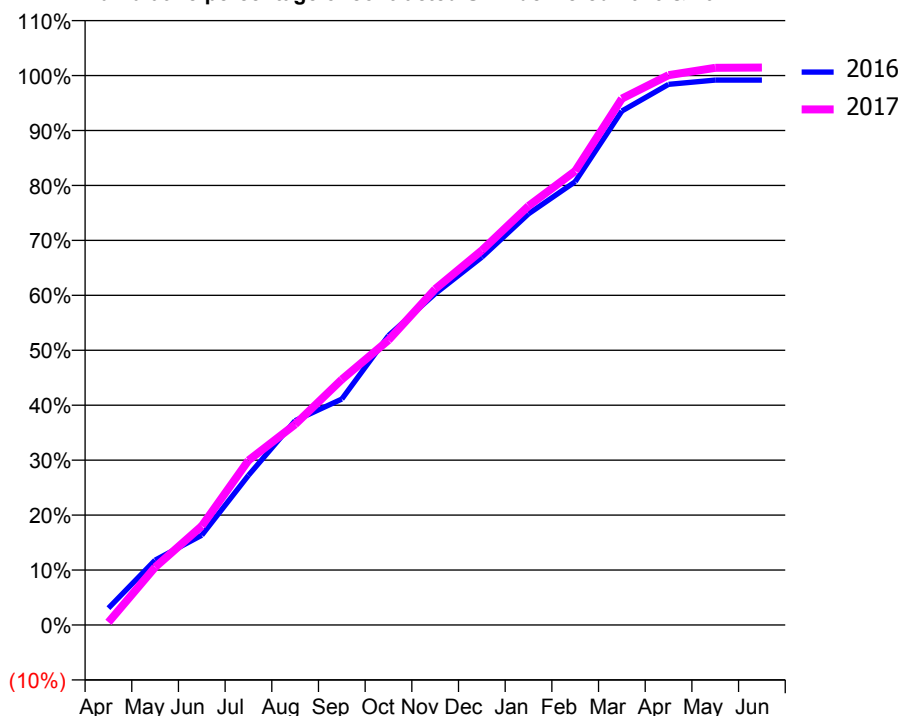
ACCESS*

Patients seen in 24 months	Total	Change since previous quarter
Quarter ending March 2016	6,273	
Quarter ending June 2016	6,220	→
Quarter ending September 2016	6,132	↓
Quarter ending December 2016	6,134	→
Quarter ending March 2017	6,051	↓
Variance since March 2016	(3.5%)	↓



ACTIVITY

Cumulative percentage of contracted UDA delivered 2016 & 2017



Month	Adjusted Scheduled Activity (UDA)	
	2016	2017
April	572	91
May	2,196	1,954
June	3,037	3,351
July	5,065	5,572
August	6,916	6,789
September	7,649	8,309
October	9,794	9,641
November	11,211	11,369
December	12,450	12,677
January	13,917	14,180
February	15,004	15,361
March	17,392	17,816
April	18,296	18,609
May	18,443	18,857
June	18,443	18,866

QUALITY

	Quantity	Base Number	Contract	AT	Region	England
% of FP17s for the same patient ID Re-attending within 3 months - Children	200	2,058	9.7%	12.4%	13.3%	12.3%
% of FP17s for the same patient ID Re-attending within 3 months - Adults	1,502	7,488	20.1%	17.7%	17.3%	16.7%
% of FP17s for the same patient ID Re-attending between 3 & 9 months - Children	1,298	2,058	63.1%	53.8%	58.9%	57.6%
% of FP17s for the same patient ID Re-attending between 3 & 9 months - Adults	4,299	7,488	57.4%	44.6%	52.2%	50.1%
% of FP17s for Band 1 Urgent Courses	615	9,001	6.8%	11.5%	9.2%	9.1%
% of FP17s Relating to Free Repair or Replacements	62	9,001	0.7%	0.9%	1.0%	0.8%
% of FP17s Relating to Continuations	368	9,001	4.1%	1.4%	1.4%	1.2%
% of Patients satisfied with the dentistry they have received	18	18	100.0%	93.9%	93.1%	92.8%
% of Patients satisfied with the time they had to wait for an appointment	18	18	100.0%	89.4%	89.5%	88.7%

* This is based on patients treated on this contract for their most recent course of treatment. Figures in italics indicate the base number of FP17s or Patient Questionnaire responses are less than 100. N/A is shown where the base number of responses is less than 10 during the period. % is calculated as Quantity/Base number*100

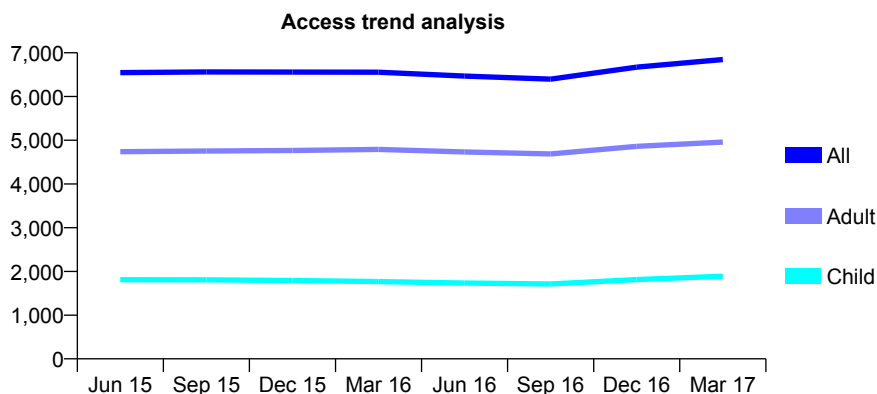
Q48 - Vital Signs At a Glance Contract Report for 635324/0001 - Year end March 2017

Name or company name	Brian O'Gorman and Andrew Bowker
Contract type name	GDS Contract
Purpose of contract	General and Orthodontic
Contract start date	01/04/2006
Contract end date	

16/17 Contracted general activity (UDA)	22,067
Carry forward general activity (UDA)	0
16/17 Contracted orthodontic activity (UOA)	0
Carry forward orthodontic activity (UOA)	0
Baseline contract value	£559,760.59

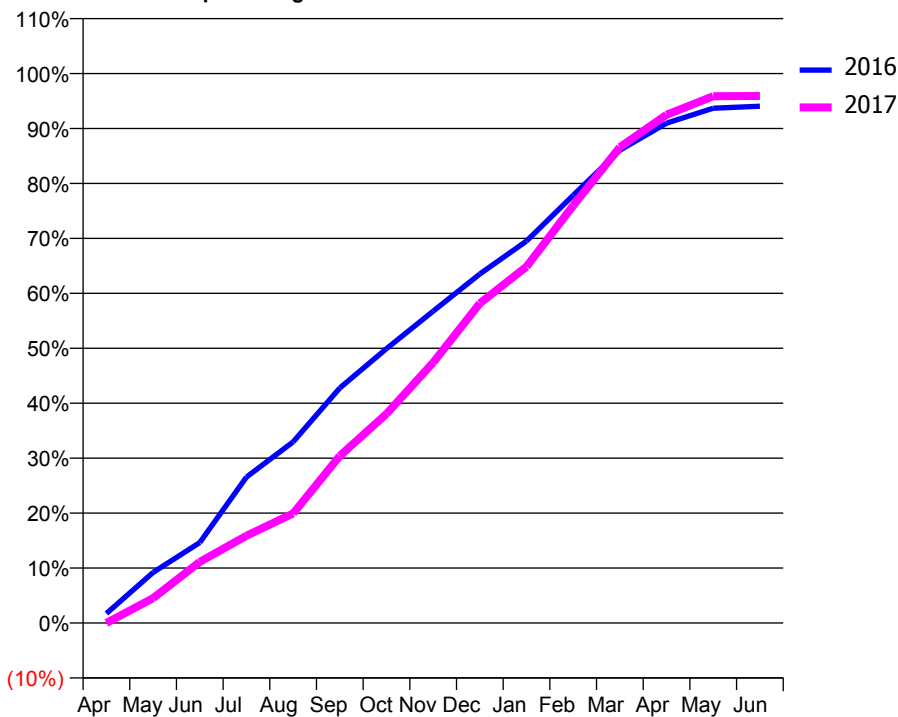
ACCESS*

Patients seen in 24 months	Total	Change since previous quarter
Quarter ending March 2016	6,557	
Quarter ending June 2016	6,467	↓
Quarter ending September 2016	6,399	↓
Quarter ending December 2016	6,673	↑
Quarter ending March 2017	6,847	↑
Variance since March 2016	4.4%	↑



ACTIVITY

Cumulative percentage of contracted UDA delivered 2016 & 2017



Adjusted Scheduled Activity (UDA)

Month	2016	2017
April	410	0
May	2,185	1,000
June	3,476	2,457
July	6,300	3,507
August	7,821	4,399
September	10,151	6,712
October	11,845	8,399
November	13,466	10,460
December	15,068	12,836
January	16,492	14,311
February	18,465	16,761
March	20,414	19,108
April	21,584	20,410
May	22,227	21,155
June	22,314	21,163

QUALITY

	Quantity	Base Number	Contract	AT	Region	England
% of FP17s for the same patient ID Re-attending within 3 months - Children	229	2,349	9.7%	12.4%	13.3%	12.3%
% of FP17s for the same patient ID Re-attending within 3 months - Adults	1,086	5,685	19.1%	17.7%	17.3%	16.7%
% of FP17s for the same patient ID Re-attending between 3 & 9 months - Children	874	2,349	37.2%	53.8%	58.9%	57.6%
% of FP17s for the same patient ID Re-attending between 3 & 9 months - Adults	1,893	5,685	33.3%	44.6%	52.2%	50.1%
% of FP17s for Band 1 Urgent Courses	968	8,005	12.1%	11.5%	9.2%	9.1%
% of FP17s Relating to Free Repair or Replacements	52	8,005	0.6%	0.9%	1.0%	0.8%
% of FP17s Relating to Continuations	91	8,005	1.1%	1.4%	1.4%	1.2%
% of Patients satisfied with the dentistry they have received	3	4	N/A	93.9%	93.1%	92.8%
% of Patients satisfied with the time they had to wait for an appointment	3	4	N/A	89.4%	89.5%	88.7%

* This is based on patients treated on this contract for their most recent course of treatment. Figures in italics indicate the base number of FP17s or Patient Questionnaire responses are less than 100. N/A is shown where the base number of responses is less than 10 during the period. % is calculated as Quantity/Base number*100

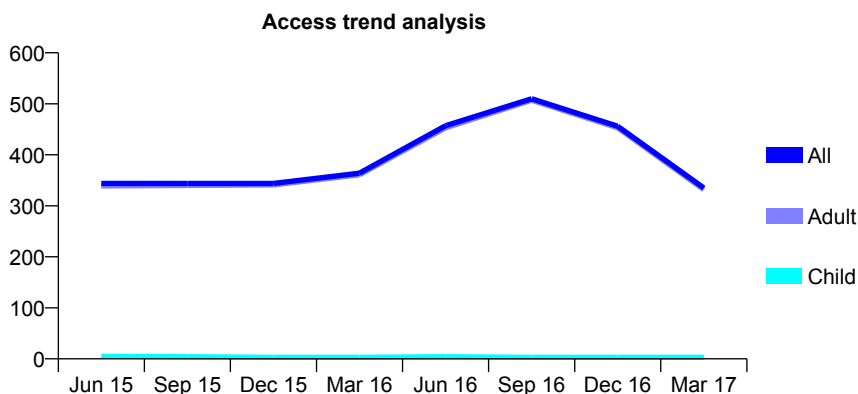
Q48 - Vital Signs At a Glance Contract Report for 635359/0001 - Year end March 2017

Name or company name	MR MP WINSTON
Contract type name	PDS Contract
Purpose of contract	General
Contract start date	01/04/2006
Contract end date	30/04/2017

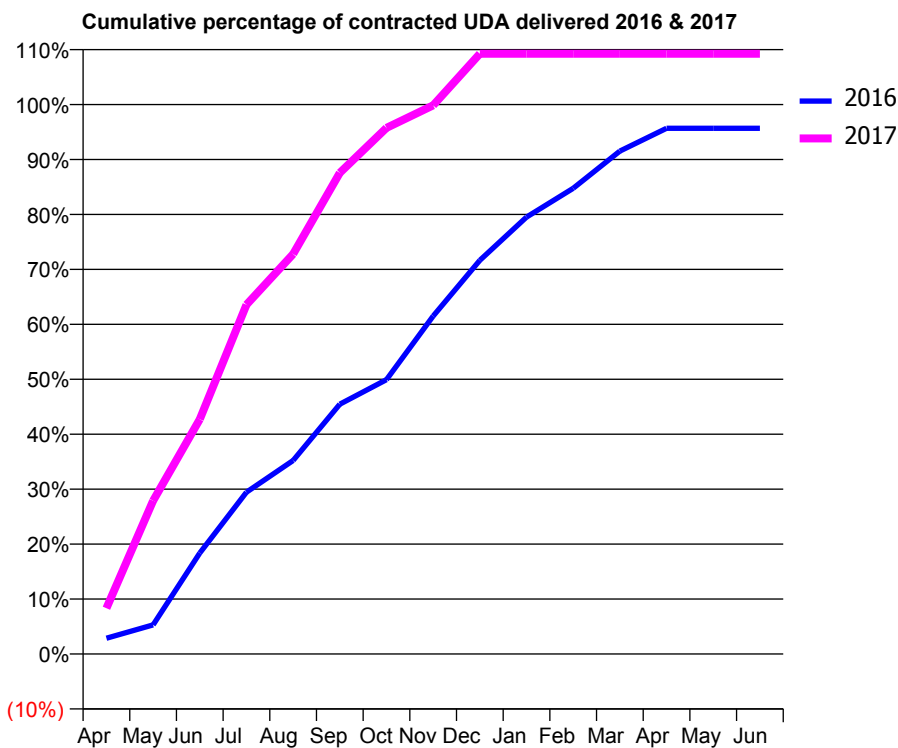
16/17 Contracted general activity (UDA)	1,022
Carry forward general activity (UDA)	0
16/17 Contracted orthodontic activity (UOA)	0
Carry forward orthodontic activity (UOA)	0
Baseline contract value	£76,150.34

ACCESS*

Patients seen in 24 months	Total	Change since previous quarter
Quarter ending March 2016	364	
Quarter ending June 2016	457	↑
Quarter ending September 2016	510	↑
Quarter ending December 2016	456	↓
Quarter ending March 2017	335	↓
Variance since March 2016	(8.0%)	↓



ACTIVITY



Month	Adjusted Scheduled Activity (UDA)	
	2016	2017
April	44	85
May	81	285
June	282	437
July	452	650
August	540	744
September	697	895
October	765	978
November	943	1,020
December	1,098	1,116
January	1,219	1,116
February	1,299	1,116
March	1,403	1,116
April	1,467	1,116
May	1,467	1,116
June	1,467	1,116

QUALITY

	Quantity	Base Number	Contract	AT	Region	England
% of FP17s for the same patient ID Re-attending within 3 months - Children	0	3	0.0%	12.4%	13.3%	12.3%
% of FP17s for the same patient ID Re-attending within 3 months - Adults	6	428	1.4%	17.7%	17.3%	16.7%
% of FP17s for the same patient ID Re-attending between 3 & 9 months - Children	0	3	0.0%	53.8%	58.9%	57.6%
% of FP17s for the same patient ID Re-attending between 3 & 9 months - Adults	0	428	0.0%	44.6%	52.2%	50.1%
% of FP17s for Band 1 Urgent Courses	22	386	5.7%	11.5%	9.2%	9.1%
% of FP17s Relating to Free Repair or Replacements	0	386	0.0%	0.9%	1.0%	0.8%
% of FP17s Relating to Continuations	0	386	0.0%	1.4%	1.4%	1.2%
% of Patients satisfied with the dentistry they have received	1	2	N/A	93.9%	93.1%	92.8%
% of Patients satisfied with the time they had to wait for an appointment	1	2	N/A	89.4%	89.5%	88.7%

* This is based on patients treated on this contract for their most recent course of treatment. Figures in italics indicate the base number of FP17s or Patient Questionnaire responses are less than 100. N/A is shown where the base number of responses is less than 10 during the period. % is calculated as Quantity/Base number*100

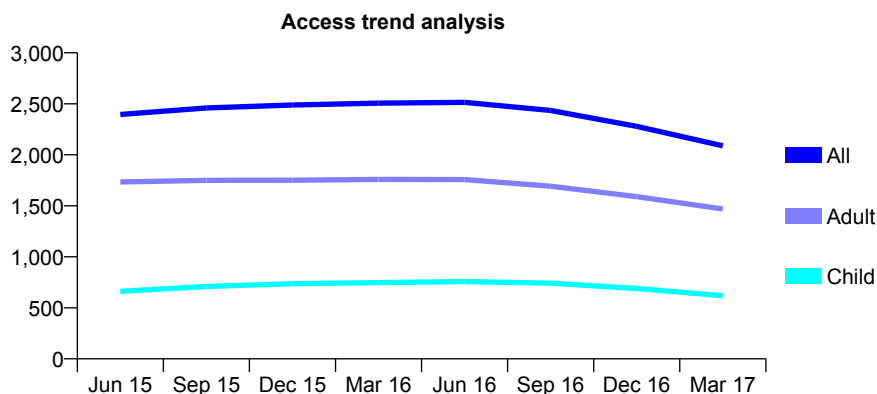
Q48 - Vital Signs At a Glance Contract Report for 635529/0002 - Year end March 2017

Name or company name	Runcorn Dental Practice
Contract type name	GDS Contract
Purpose of contract	General
Contract start date	01/04/2006
Contract end date	

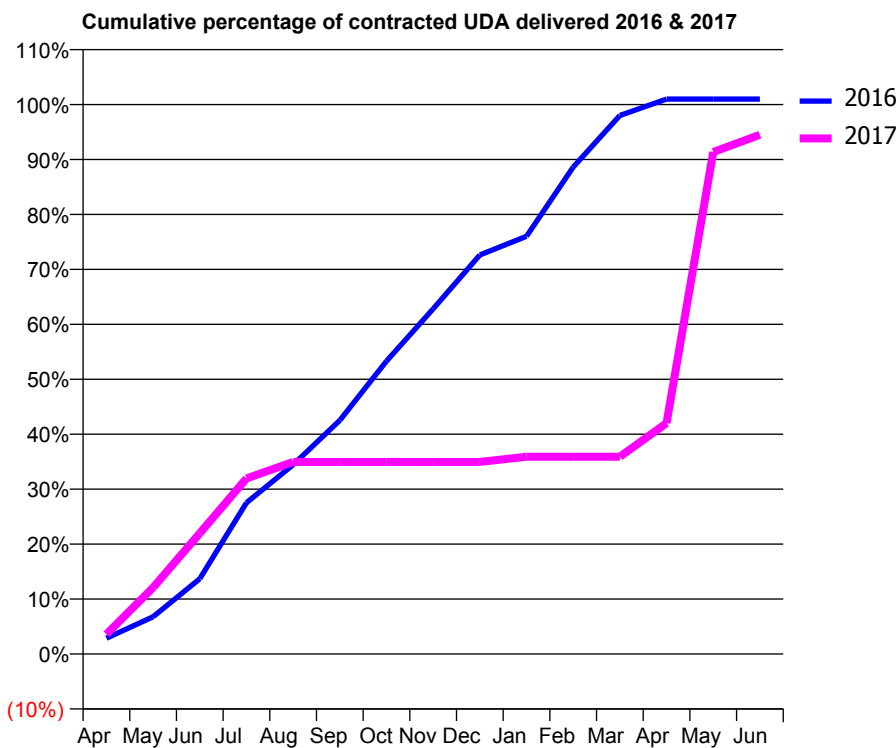
16/17 Contracted general activity (UDA)	6,800
Carry forward general activity (UDA)	-67
16/17 Contracted orthodontic activity (UOA)	0
Carry forward orthodontic activity (UOA)	0
Baseline contract value	£249,855.93

ACCESS*

Patients seen in 24 months	Total	Change since previous quarter
Quarter ending March 2016	2,506	
Quarter ending June 2016	2,515	→
Quarter ending September 2016	2,434	↓
Quarter ending December 2016	2,279	↓
Quarter ending March 2017	2,088	↓
Variance since March 2016	(16.7%)	↓



ACTIVITY



Month	Adjusted Scheduled Activity (UDA)	
	2016	2017
April	195	245
May	461	823
June	932	1,494
July	1,872	2,172
August	2,342	2,377
September	2,892	2,377
October	3,625	2,377
November	4,271	2,377
December	4,938	2,377
January	5,170	2,441
February	6,026	2,441
March	6,664	2,441
April	6,867	2,857
May	6,867	6,212
June	6,867	6,425

QUALITY

	Quantity	Base Number	Contract	AT	Region	England
% of FP17s for the same patient ID Re-attending within 3 months - Children	32	355	9.0%	12.4%	13.3%	12.3%
% of FP17s for the same patient ID Re-attending within 3 months - Adults	120	744	16.1%	17.7%	17.3%	16.7%
% of FP17s for the same patient ID Re-attending between 3 & 9 months - Children	187	355	52.7%	53.8%	58.9%	57.6%
% of FP17s for the same patient ID Re-attending between 3 & 9 months - Adults	247	744	33.2%	44.6%	52.2%	50.1%
% of FP17s for Band 1 Urgent Courses	201	2,838	7.1%	11.5%	9.2%	9.1%
% of FP17s Relating to Free Repair or Replacements	6	2,838	0.2%	0.9%	1.0%	0.8%
% of FP17s Relating to Continuations	19	2,838	0.7%	1.4%	1.4%	1.2%
% of Patients satisfied with the dentistry they have received	1	1	N/A	93.9%	93.1%	92.8%
% of Patients satisfied with the time they had to wait for an appointment	1	1	N/A	89.4%	89.5%	88.7%

* This is based on patients treated on this contract for their most recent course of treatment. Figures in italics indicate the base number of FP17s or Patient Questionnaire responses are less than 100. N/A is shown where the base number of responses is less than 10 during the period. % is calculated as Quantity/Base number*100

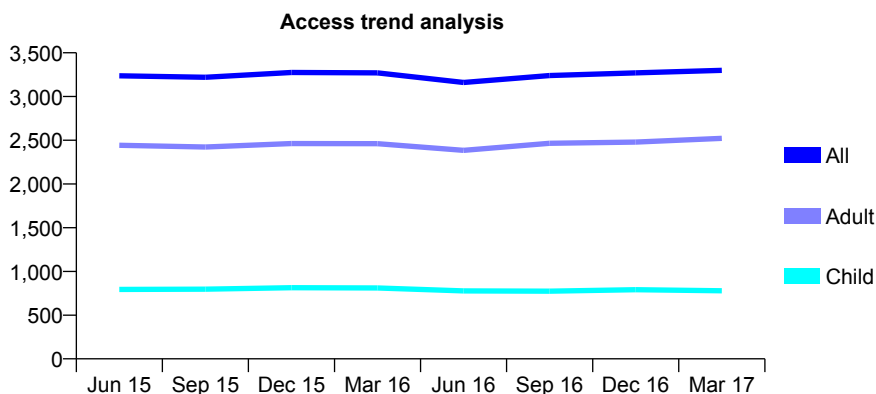
Q48 - Vital Signs At a Glance Contract Report for 644048/0001 - Year end March 2017

Name or company name	MR KL NEO
Contract type name	GDS Contract
Purpose of contract	General
Contract start date	01/04/2006
Contract end date	

16/17 Contracted general activity (UDA)	14,079
Carry forward general activity (UDA)	0
16/17 Contracted orthodontic activity (UOA)	0
Carry forward orthodontic activity (UOA)	0
Baseline contract value	£342,392.63

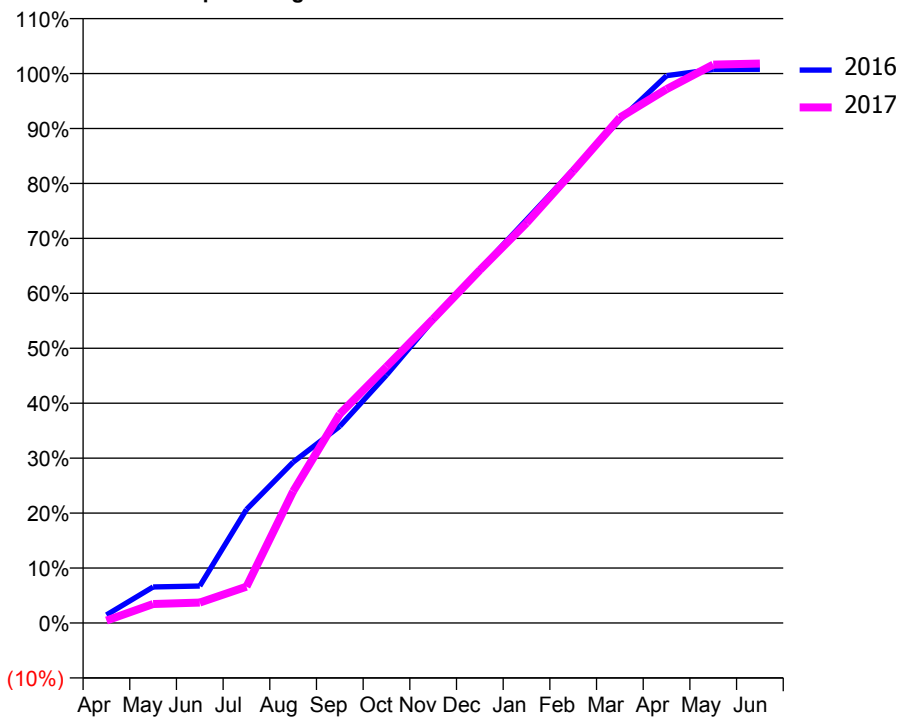
ACCESS*

Patients seen in 24 months	Total	Change since previous quarter
Quarter ending March 2016	3,270	
Quarter ending June 2016	3,161	↓
Quarter ending September 2016	3,240	↑
Quarter ending December 2016	3,270	→
Quarter ending March 2017	3,300	→
Variance since March 2016	0.9%	→



ACTIVITY

Cumulative percentage of contracted UDA delivered 2016 & 2017



Month	Adjusted Scheduled Activity (UDA)	
	2016	2017
April	206	62
May	925	486
June	948	524
July	2,909	932
August	4,122	3,375
September	5,041	5,355
October	6,352	6,564
November	7,763	7,793
December	9,061	9,041
January	10,334	10,246
February	11,613	11,580
March	12,892	12,951
April	14,023	13,678
May	14,184	14,306
June	14,188	14,334

QUALITY

	Quantity	Base Number	Contract	AT	Region	England
% of FP17s for the same patient ID Re-attending within 3 months - Children	85	883	9.6%	12.4%	13.3%	12.3%
% of FP17s for the same patient ID Re-attending within 3 months - Adults	623	2,975	20.9%	17.7%	17.3%	16.7%
% of FP17s for the same patient ID Re-attending between 3 & 9 months - Children	343	883	38.8%	53.8%	58.9%	57.6%
% of FP17s for the same patient ID Re-attending between 3 & 9 months - Adults	995	2,975	33.4%	44.6%	52.2%	50.1%
% of FP17s for Band 1 Urgent Courses	474	3,798	12.5%	11.5%	9.2%	9.1%
% of FP17s Relating to Free Repair or Replacements	74	3,798	1.9%	0.9%	1.0%	0.8%
% of FP17s Relating to Continuations	52	3,798	1.4%	1.4%	1.4%	1.2%
% of Patients satisfied with the dentistry they have received	7	9	N/A	93.9%	93.1%	92.8%
% of Patients satisfied with the time they had to wait for an appointment	9	9	N/A	89.4%	89.5%	88.7%

* This is based on patients treated on this contract for their most recent course of treatment. Figures in italics indicate the base number of FP17s or Patient Questionnaire responses are less than 100. N/A is shown where the base number of responses is less than 10 during the period. % is calculated as Quantity/Base number*100

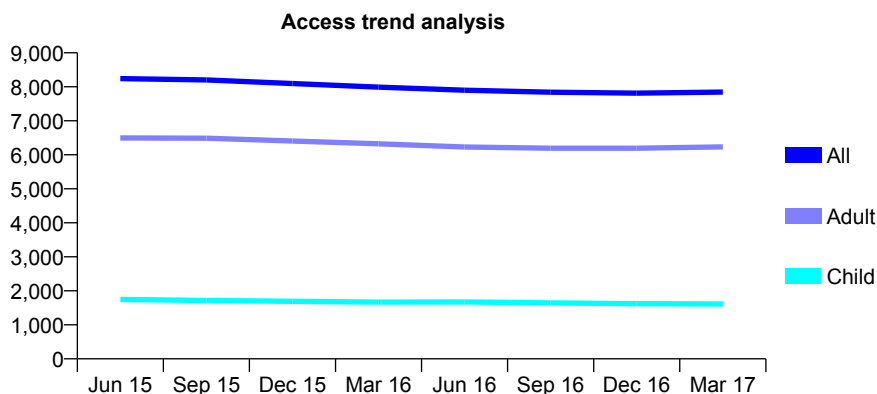
Q48 - Vital Signs At a Glance Contract Report for 644935/0001 - Year end March 2017

Name or company name	MR DA CALDWELL
Contract type name	GDS Contract
Purpose of contract	General
Contract start date	01/05/2008
Contract end date	

16/17 Contracted general activity (UDA)	25,000
Carry forward general activity (UDA)	-223
16/17 Contracted orthodontic activity (UOA)	0
Carry forward orthodontic activity (UOA)	0
Baseline contract value	£651,339.17

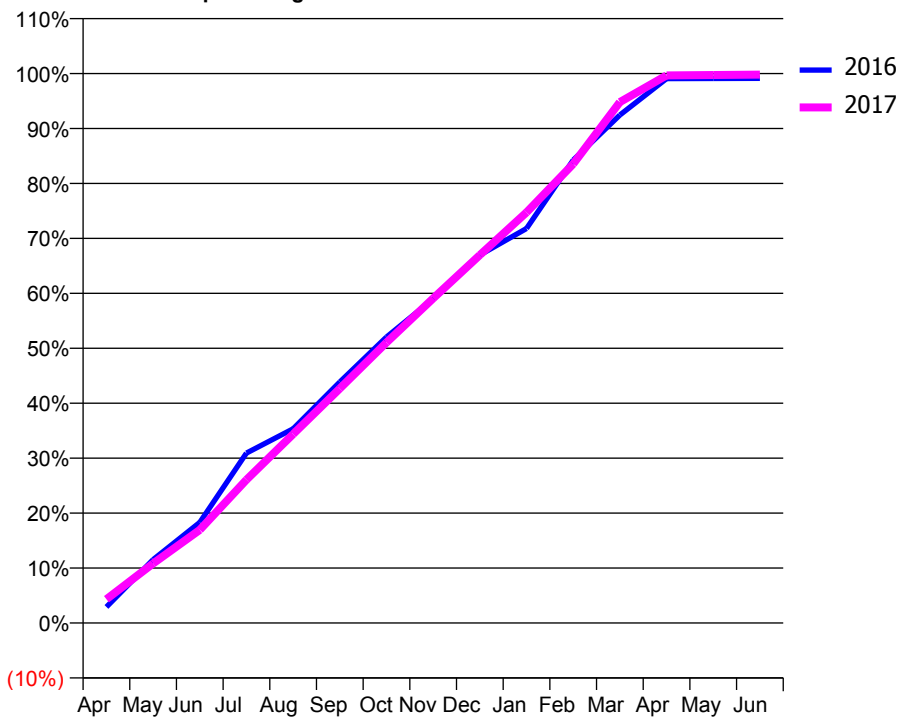
ACCESS*

Patients seen in 24 months	Total	Change since previous quarter
Quarter ending March 2016	7,991	
Quarter ending June 2016	7,901	↓
Quarter ending September 2016	7,840	→
Quarter ending December 2016	7,814	→
Quarter ending March 2017	7,845	→
Variance since March 2016	(1.8%)	↓



ACTIVITY

Cumulative percentage of contracted UDA delivered 2016 & 2017



Month	Adjusted Scheduled Activity (UDA)	
	2016	2017
April	733	1,085
May	2,885	2,710
June	4,577	4,238
July	7,732	6,516
August	8,839	8,595
September	10,965	10,669
October	13,008	12,759
November	14,748	14,768
December	16,739	16,740
January	17,945	18,681
February	21,059	20,883
March	23,114	23,698
April	24,768	24,912
May	24,774	24,930
June	24,777	24,952

QUALITY

	Quantity	Base Number	Contract	AT	Region	England
% of FP17s for the same patient ID Re-attending within 3 months - Children	224	2,993	7.5%	12.4%	13.3%	12.3%
% of FP17s for the same patient ID Re-attending within 3 months - Adults	1,528	8,888	17.2%	17.7%	17.3%	16.7%
% of FP17s for the same patient ID Re-attending between 3 & 9 months - Children	1,985	2,993	66.3%	53.8%	58.9%	57.6%
% of FP17s for the same patient ID Re-attending between 3 & 9 months - Adults	4,301	8,888	48.4%	44.6%	52.2%	50.1%
% of FP17s for Band 1 Urgent Courses	1,058	11,712	9.0%	11.5%	9.2%	9.1%
% of FP17s Relating to Free Repair or Replacements	129	11,712	1.1%	0.9%	1.0%	0.8%
% of FP17s Relating to Continuations	264	11,712	2.3%	1.4%	1.4%	1.2%
% of Patients satisfied with the dentistry they have received	30	30	100.0%	93.9%	93.1%	92.8%
% of Patients satisfied with the time they had to wait for an appointment	29	30	96.7%	89.4%	89.5%	88.7%

* This is based on patients treated on this contract for their most recent course of treatment. Figures in italics indicate the base number of FP17s or Patient Questionnaire responses are less than 100. N/A is shown where the base number of responses is less than 10 during the period. % is calculated as Quantity/Base number*100

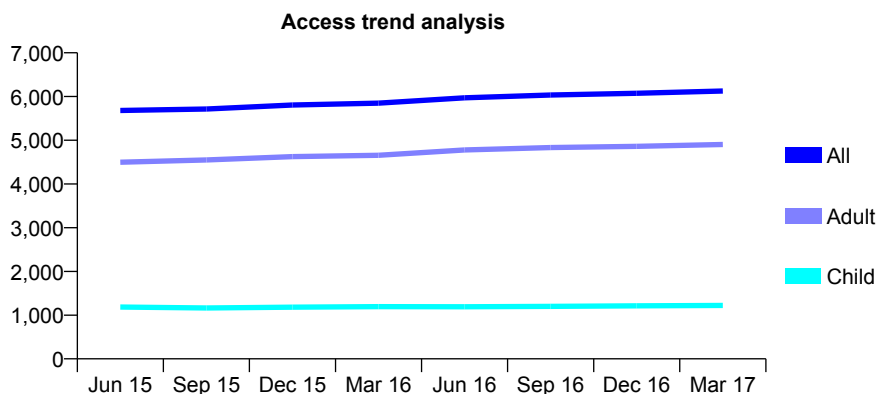
Q48 - Vital Signs At a Glance Contract Report for 651621/0001 - Year end March 2017

Name or company name	MRS A CHAMBERS
Contract type name	GDS Contract
Purpose of contract	General
Contract start date	01/04/2006
Contract end date	

16/17 Contracted general activity (UDA)	15,988
Carry forward general activity (UDA)	337
16/17 Contracted orthodontic activity (UOA)	0
Carry forward orthodontic activity (UOA)	0
Baseline contract value	£372,318.29

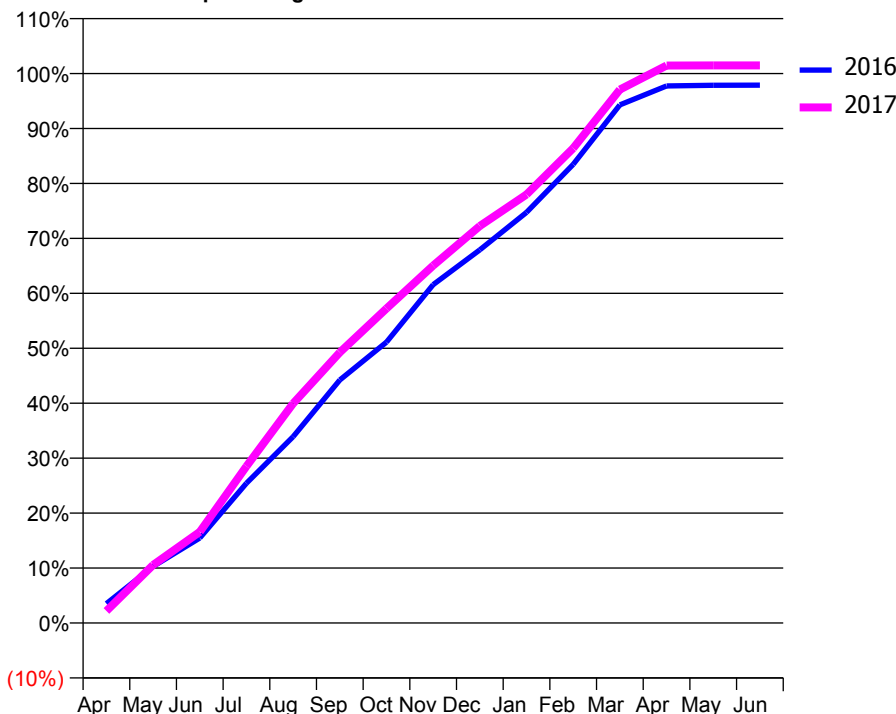
ACCESS*

Patients seen in 24 months	Total	Change since previous quarter
Quarter ending March 2016	5,850	
Quarter ending June 2016	5,971	↑
Quarter ending September 2016	6,034	→
Quarter ending December 2016	6,073	→
Quarter ending March 2017	6,125	→
Variance since March 2016	4.7%	↑



ACTIVITY

Cumulative percentage of contracted UDA delivered 2016 & 2017



Month	Adjusted Scheduled Activity (UDA)	
	2016	2017
April	565	350
May	1,647	1,689
June	2,474	2,652
July	4,069	4,560
August	5,421	6,386
September	7,070	7,873
October	8,172	9,151
November	9,845	10,398
December	10,857	11,551
January	11,946	12,466
February	13,345	13,815
March	15,077	15,521
April	15,625	16,218
May	15,647	16,222
June	15,651	16,225

QUALITY

	Quantity	Base Number	Contract	AT	Region	England
% of FP17s for the same patient ID Re-attending within 3 months - Children	95	1,543	6.2%	12.4%	13.3%	12.3%
% of FP17s for the same patient ID Re-attending within 3 months - Adults	695	5,669	12.3%	17.7%	17.3%	16.7%
% of FP17s for the same patient ID Re-attending between 3 & 9 months - Children	715	1,543	46.3%	53.8%	58.9%	57.6%
% of FP17s for the same patient ID Re-attending between 3 & 9 months - Adults	2,203	5,669	38.9%	44.6%	52.2%	50.1%
% of FP17s for Band 1 Urgent Courses	334	6,529	5.1%	11.5%	9.2%	9.1%
% of FP17s Relating to Free Repair or Replacements	80	6,529	1.2%	0.9%	1.0%	0.8%
% of FP17s Relating to Continuations	174	6,529	2.7%	1.4%	1.4%	1.2%
% of Patients satisfied with the dentistry they have received	10	10	100.0%	93.9%	93.1%	92.8%
% of Patients satisfied with the time they had to wait for an appointment	10	10	100.0%	89.4%	89.5%	88.7%

* This is based on patients treated on this contract for their most recent course of treatment. Figures in italics indicate the base number of FP17s or Patient Questionnaire responses are less than 100. N/A is shown where the base number of responses is less than 10 during the period. % is calculated as Quantity/Base number*100

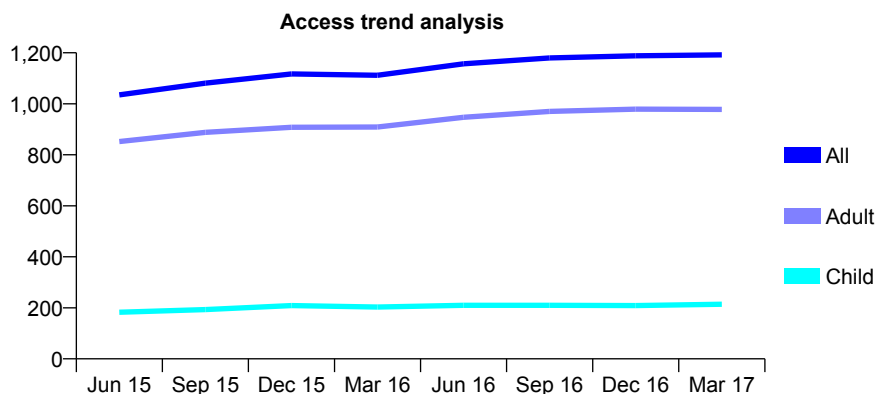
Q48 - Vital Signs At a Glance Contract Report for 659975/0001 - Year end March 2017

Name or company name	MR RP VIJAYANARAYANAN
Contract type name	GDS Contract
Purpose of contract	General
Contract start date	01/04/2006
Contract end date	

16/17 Contracted general activity (UDA)	4,239
Carry forward general activity (UDA)	0
16/17 Contracted orthodontic activity (UOA)	0
Carry forward orthodontic activity (UOA)	0
Baseline contract value	£203,917.31

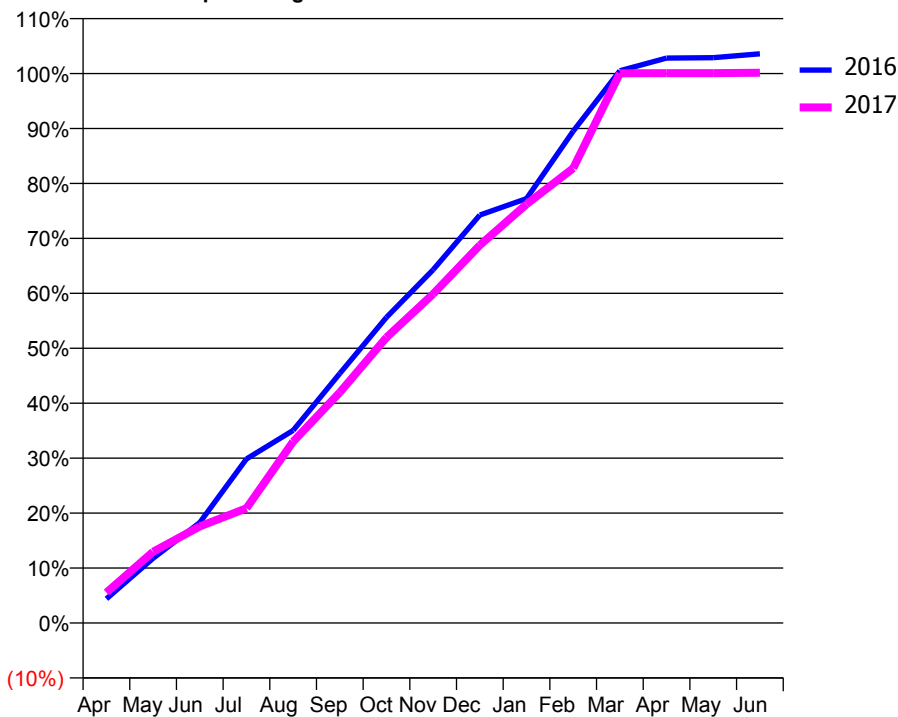
ACCESS*

Patients seen in 24 months	Total	Change since previous quarter
Quarter ending March 2016	1,112	
Quarter ending June 2016	1,157	↑
Quarter ending September 2016	1,180	→
Quarter ending December 2016	1,188	→
Quarter ending March 2017	1,192	→
Variance since March 2016	7.2%	↑



ACTIVITY

Cumulative percentage of contracted UDA delivered 2016 & 2017



Month	Adjusted Scheduled Activity (UDA)	
	2016	2017
April	187	235
May	499	550
June	776	746
July	1,266	886
August	1,486	1,399
September	1,925	1,779
October	2,359	2,202
November	2,725	2,538
December	3,147	2,915
January	3,273	3,231
February	3,795	3,508
March	4,260	4,241
April	4,358	4,242
May	4,361	4,242
June	4,391	4,245

QUALITY

	Quantity	Base Number	Contract	AT	Region	England
% of FP17s for the same patient ID Re-attending within 3 months - Children	6	250	2.4%	12.4%	13.3%	12.3%
% of FP17s for the same patient ID Re-attending within 3 months - Adults	90	1,069	8.4%	17.7%	17.3%	16.7%
% of FP17s for the same patient ID Re-attending between 3 & 9 months - Children	117	250	46.8%	53.8%	58.9%	57.6%
% of FP17s for the same patient ID Re-attending between 3 & 9 months - Adults	501	1,069	46.9%	44.6%	52.2%	50.1%
% of FP17s for Band 1 Urgent Courses	16	1,280	1.3%	11.5%	9.2%	9.1%
% of FP17s Relating to Free Repair or Replacements	4	1,280	0.3%	0.9%	1.0%	0.8%
% of FP17s Relating to Continuations	2	1,280	0.2%	1.4%	1.4%	1.2%
% of Patients satisfied with the dentistry they have received	2	2	N/A	93.9%	93.1%	92.8%
% of Patients satisfied with the time they had to wait for an appointment	1	2	N/A	89.4%	89.5%	88.7%

* This is based on patients treated on this contract for their most recent course of treatment. Figures in italics indicate the base number of FP17s or Patient Questionnaire responses are less than 100. N/A is shown where the base number of responses is less than 10 during the period. % is calculated as Quantity/Base number*100

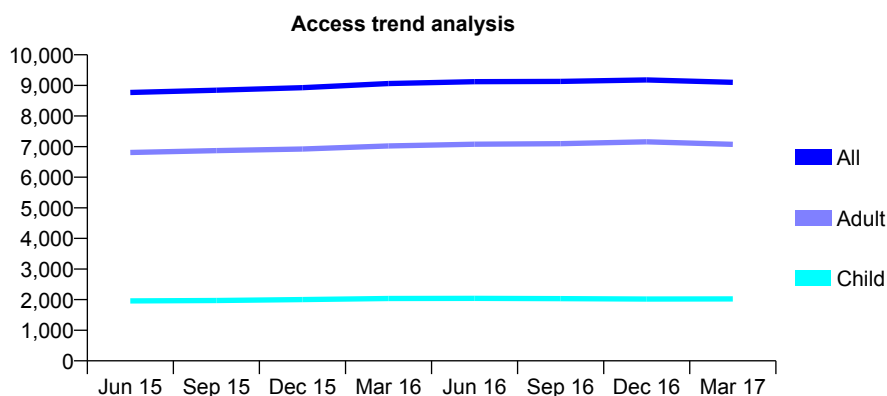
Q48 - Vital Signs At a Glance Contract Report for 672971/0003 - Year end March 2017

Name or company name	MR SA CHU
Contract type name	GDS Contract
Purpose of contract	General
Contract start date	02/01/2013
Contract end date	

16/17 Contracted general activity (UDA)	35,573
Carry forward general activity (UDA)	91
16/17 Contracted orthodontic activity (UOA)	0
Carry forward orthodontic activity (UOA)	0
Baseline contract value	£907,477.73

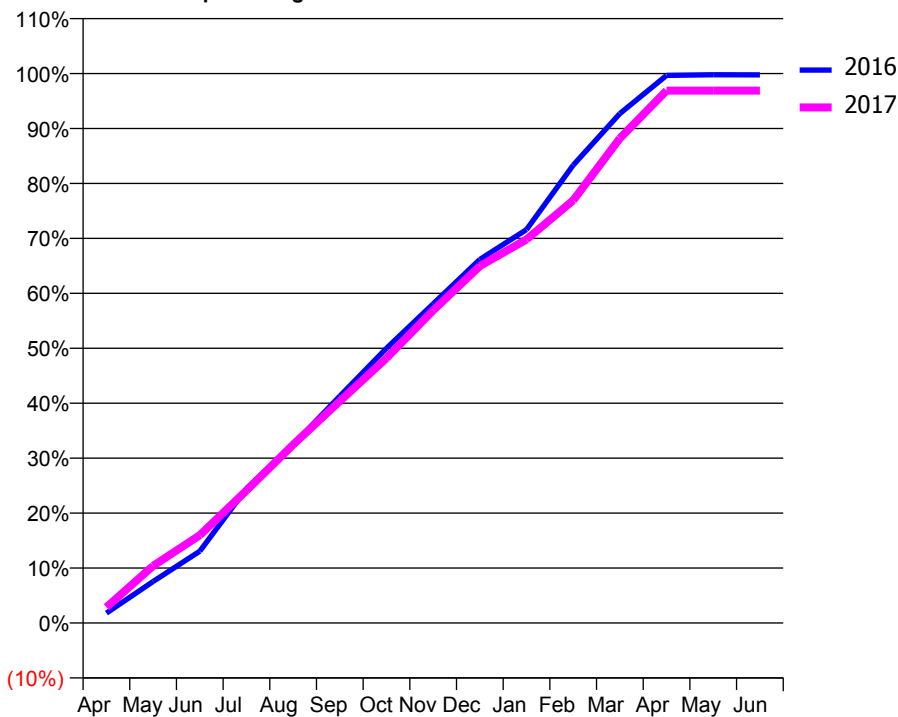
ACCESS*

Patients seen in 24 months	Total	Change since previous quarter
Quarter ending March 2016	9,060	
Quarter ending June 2016	9,122	→
Quarter ending September 2016	9,130	→
Quarter ending December 2016	9,179	→
Quarter ending March 2017	9,099	→
Variance since March 2016	0.4%	→



ACTIVITY

Cumulative percentage of contracted UDA delivered 2016 & 2017



QUALITY

	Quantity	Base Number	Contract	AT	Region	England
% of FP17s for the same patient ID Re-attending within 3 months - Children	232	2,370	9.8%	12.4%	13.3%	12.3%
% of FP17s for the same patient ID Re-attending within 3 months - Adults	1,909	8,508	22.4%	17.7%	17.3%	16.7%
% of FP17s for the same patient ID Re-attending between 3 & 9 months - Children	873	2,370	36.8%	53.8%	58.9%	57.6%
% of FP17s for the same patient ID Re-attending between 3 & 9 months - Adults	3,172	8,508	37.3%	44.6%	52.2%	50.1%
% of FP17s for Band 1 Urgent Courses	1,992	10,907	18.3%	11.5%	9.2%	9.1%
% of FP17s Relating to Free Repair or Replacements	358	10,907	3.3%	0.9%	1.0%	0.8%
% of FP17s Relating to Continuations	77	10,907	0.7%	1.4%	1.4%	1.2%
% of Patients satisfied with the dentistry they have received	19	20	95.0%	93.9%	93.1%	92.8%
% of Patients satisfied with the time they had to wait for an appointment	18	20	90.0%	89.4%	89.5%	88.7%

* This is based on patients treated on this contract for their most recent course of treatment. Figures in italics indicate the base number of FP17s or Patient Questionnaire responses are less than 100. N/A is shown where the base number of responses is less than 10 during the period. % is calculated as Quantity/Base number*100

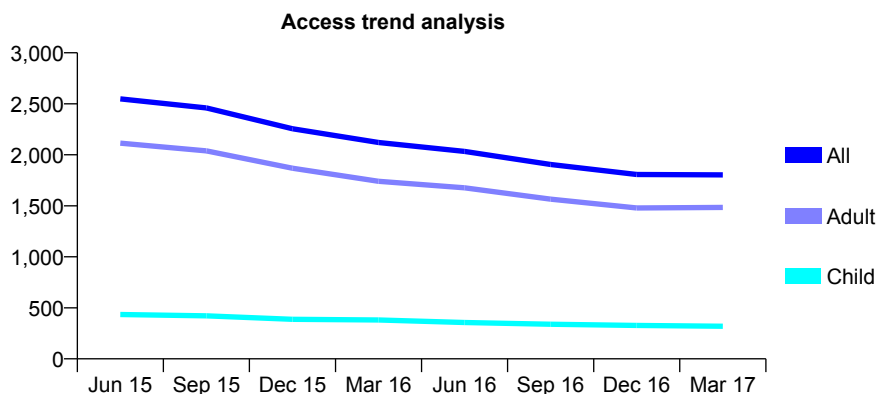
Q48 - Vital Signs At a Glance Contract Report for 674699/0001 - Year end March 2017

Name or company name	MR AA DIRIR
Contract type name	GDS Contract
Purpose of contract	General
Contract start date	01/04/2006
Contract end date	

16/17 Contracted general activity (UDA)	5,213
Carry forward general activity (UDA)	0
16/17 Contracted orthodontic activity (UOA)	0
Carry forward orthodontic activity (UOA)	0
Baseline contract value	£132,984.56

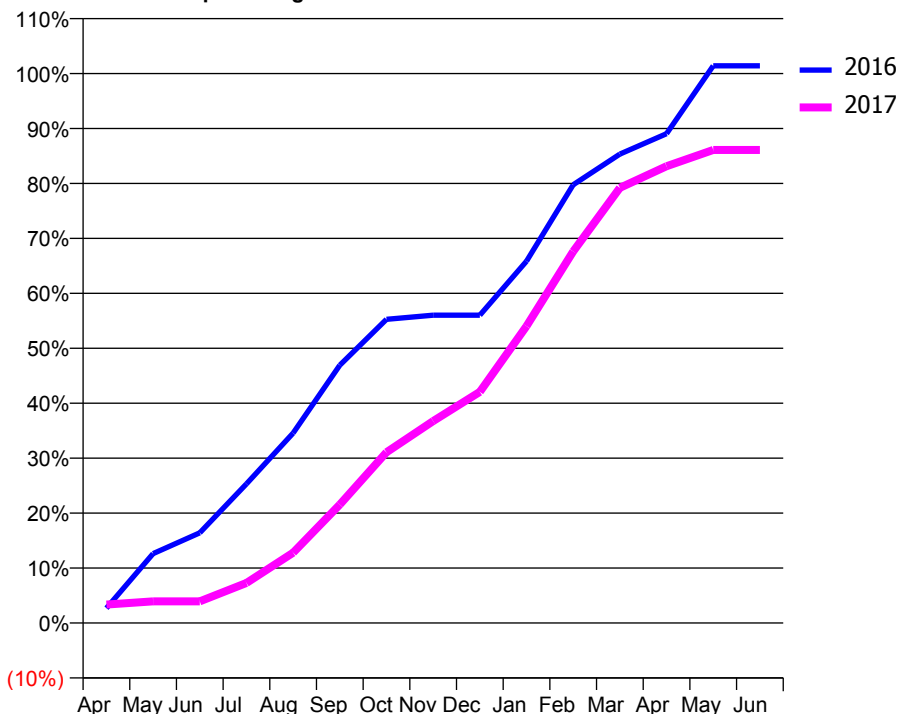
ACCESS*

Patients seen in 24 months	Total	Change since previous quarter
Quarter ending March 2016	2,121	
Quarter ending June 2016	2,033	↓
Quarter ending September 2016	1,905	↓
Quarter ending December 2016	1,807	↓
Quarter ending March 2017	1,803	→
Variance since March 2016	(15.0%)	↓



ACTIVITY

Cumulative percentage of contracted UDA delivered 2016 & 2017



Adjusted Scheduled Activity (UDA)

Month	2016	2017
April	168	175
May	785	205
June	1,020	205
July	1,574	380
August	2,147	667
September	2,915	1,123
October	3,434	1,620
November	3,481	1,916
December	3,481	2,193
January	4,091	2,816
February	4,955	3,525
March	5,302	4,129
April	5,533	4,334
May	6,300	4,488
June	6,300	4,488

QUALITY

	Quantity	Base Number	Contract	AT	Region	England
% of FP17s for the same patient ID Re-attending within 3 months - Children	15	256	5.9%	12.4%	13.3%	12.3%
% of FP17s for the same patient ID Re-attending within 3 months - Adults	142	1,343	10.6%	17.7%	17.3%	16.7%
% of FP17s for the same patient ID Re-attending between 3 & 9 months - Children	55	256	21.5%	53.8%	58.9%	57.6%
% of FP17s for the same patient ID Re-attending between 3 & 9 months - Adults	296	1,343	22.0%	44.6%	52.2%	50.1%
% of FP17s for Band 1 Urgent Courses	3	1,385	0.2%	11.5%	9.2%	9.1%
% of FP17s Relating to Free Repair or Replacements	12	1,385	0.9%	0.9%	1.0%	0.8%
% of FP17s Relating to Continuations	24	1,385	1.7%	1.4%	1.4%	1.2%
% of Patients satisfied with the dentistry they have received	5	5	N/A	93.9%	93.1%	92.8%
% of Patients satisfied with the time they had to wait for an appointment	5	5	N/A	89.4%	89.5%	88.7%

* This is based on patients treated on this contract for their most recent course of treatment. Figures in italics indicate the base number of FP17s or Patient Questionnaire responses are less than 100. N/A is shown where the base number of responses is less than 10 during the period. % is calculated as Quantity/Base number*100

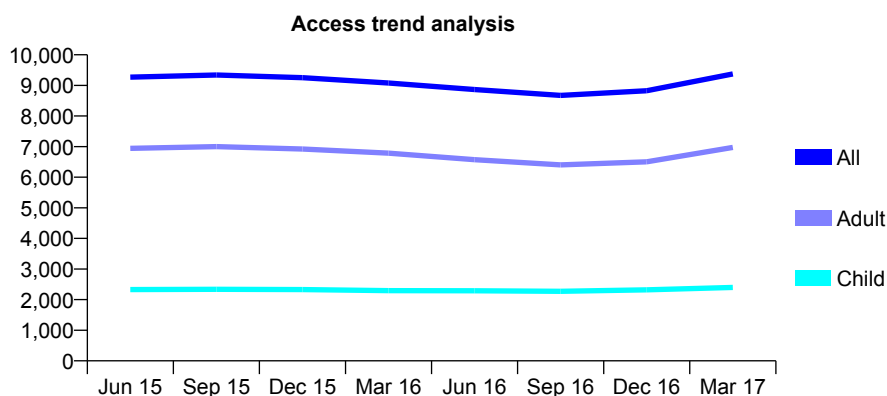
Q48 - Vital Signs At a Glance Contract Report for 682365/0002 - Year end March 2017

Name or company name	MR QM JAFFRI
Contract type name	PDS Contract
Purpose of contract	General
Contract start date	01/04/2006
Contract end date	31/03/2021

16/17 Contracted general activity (UDA)	26,521
Carry forward general activity (UDA)	-130
16/17 Contracted orthodontic activity (UOA)	0
Carry forward orthodontic activity (UOA)	0
Baseline contract value	£765,701.47

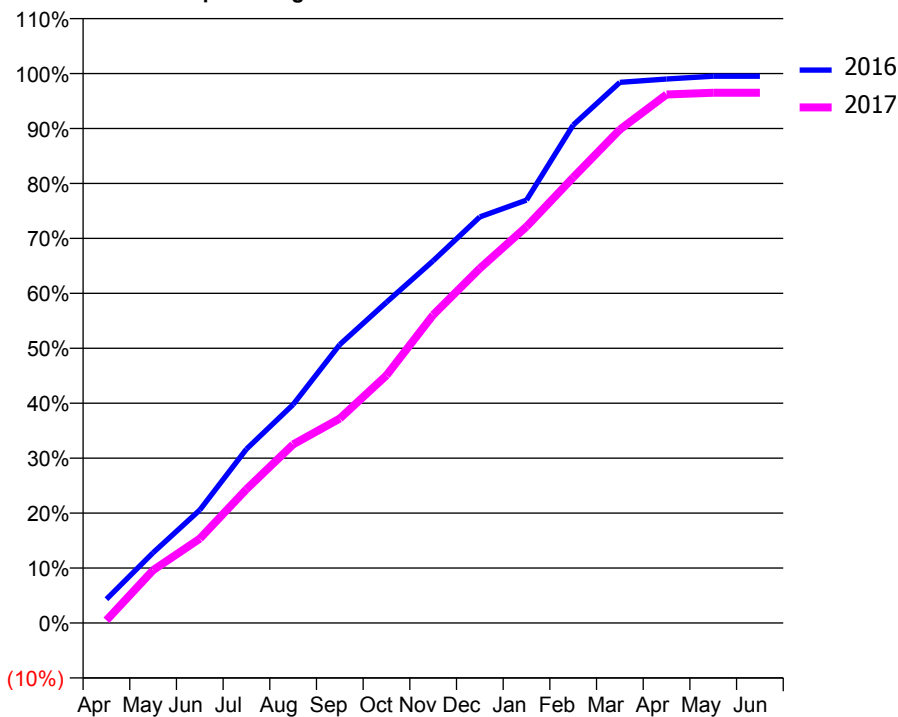
ACCESS*

Patients seen in 24 months	Total	Change since previous quarter
Quarter ending March 2016	9,079	
Quarter ending June 2016	8,865	↓
Quarter ending September 2016	8,673	↓
Quarter ending December 2016	8,827	→
Quarter ending March 2017	9,373	↑
Variance since March 2016	3.2%	↑



ACTIVITY

Cumulative percentage of contracted UDA delivered 2016 & 2017



QUALITY

	Quantity	Base Number	Contract	AT	Region	England
% of FP17s for the same patient ID Re-attending within 3 months - Children	257	3,734	6.9%	12.4%	13.3%	12.3%
% of FP17s for the same patient ID Re-attending within 3 months - Adults	1,323	8,880	14.9%	17.7%	17.3%	16.7%
% of FP17s for the same patient ID Re-attending between 3 & 9 months - Children	2,292	3,734	61.4%	53.8%	58.9%	57.6%
% of FP17s for the same patient ID Re-attending between 3 & 9 months - Adults	4,467	8,880	50.3%	44.6%	52.2%	50.1%
% of FP17s for Band 1 Urgent Courses	1,934	13,251	14.6%	11.5%	9.2%	9.1%
% of FP17s Relating to Free Repair or Replacements	125	13,251	0.9%	0.9%	1.0%	0.8%
% of FP17s Relating to Continuations	48	13,251	0.4%	1.4%	1.4%	1.2%
% of Patients satisfied with the dentistry they have received	21	21	100.0%	93.9%	93.1%	92.8%
% of Patients satisfied with the time they had to wait for an appointment	20	21	95.2%	89.4%	89.5%	88.7%

* This is based on patients treated on this contract for their most recent course of treatment. Figures in italics indicate the base number of FP17s or Patient Questionnaire responses are less than 100. N/A is shown where the base number of responses is less than 10 during the period. % is calculated as Quantity/Base number*100

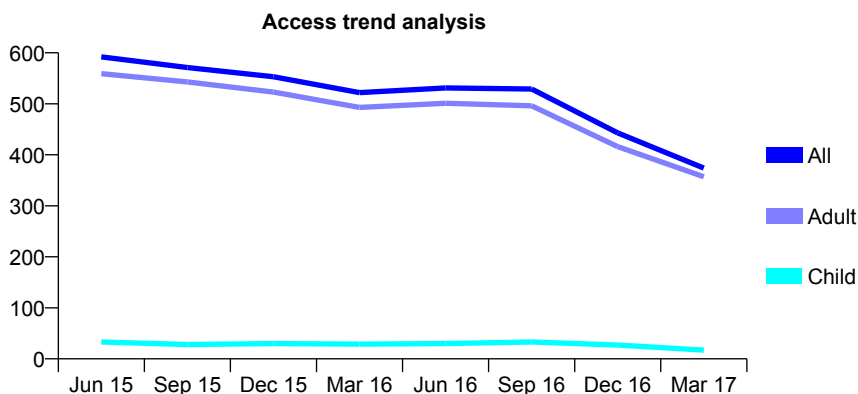
Q48 - Vital Signs At a Glance Contract Report for 682365/0003 - Year end March 2017

Name or company name	MR QM JAFFRI
Contract type name	PDS Contract
Purpose of contract	General
Contract start date	18/04/2006
Contract end date	17/04/2016

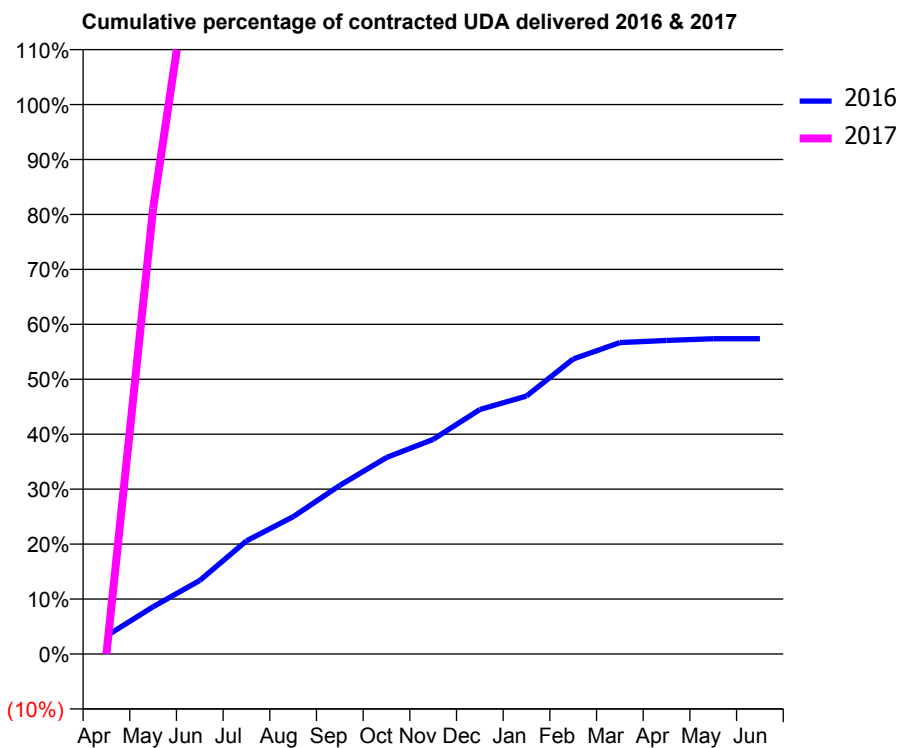
16/17 Contracted general activity (UDA)	74
Carry forward general activity (UDA)	0
16/17 Contracted orthodontic activity (UOA)	0
Carry forward orthodontic activity (UOA)	0
Baseline contract value	£1,948.31

ACCESS*

Patients seen in 24 months	Total	Change since previous quarter
Quarter ending March 2016	522	
Quarter ending June 2016	531	→
Quarter ending September 2016	529	→
Quarter ending December 2016	443	↓
Quarter ending March 2017	374	↓
Variance since March 2016	(28.4%)	↓



ACTIVITY



Month	Adjusted Scheduled Activity (UDA)	
	2016	2017
April	51	0
May	134	60
June	209	102
July	321	188
August	390	284
September	479	328
October	558	398
November	609	461
December	694	468
January	732	468
February	837	468
March	884	468
April	890	468
May	895	468
June	895	468

QUALITY

	Quantity	Base Number	Contract	AT	Region	England
% of FP17s for the same patient ID Re-attending within 3 months - Children	1	35	2.9%	12.4%	13.3%	12.3%
% of FP17s for the same patient ID Re-attending within 3 months - Adults	5	365	1.4%	17.7%	17.3%	16.7%
% of FP17s for the same patient ID Re-attending between 3 & 9 months - Children	0	35	0.0%	53.8%	58.9%	57.6%
% of FP17s for the same patient ID Re-attending between 3 & 9 months - Adults	3	365	0.8%	44.6%	52.2%	50.1%
% of FP17s for Band 1 Urgent Courses	390	390	100.0%	11.5%	9.2%	9.1%
% of FP17s Relating to Free Repair or Replacements	0	390	0.0%	0.9%	1.0%	0.8%
% of FP17s Relating to Continuations	0	390	0.0%	1.4%	1.4%	1.2%
% of Patients satisfied with the dentistry they have received	0	0	N/A	93.9%	93.1%	92.8%
% of Patients satisfied with the time they had to wait for an appointment	0	0	N/A	89.4%	89.5%	88.7%

* This is based on patients treated on this contract for their most recent course of treatment. Figures in italics indicate the base number of FP17s or Patient Questionnaire responses are less than 100. N/A is shown where the base number of responses is less than 10 during the period. % is calculated as Quantity/Base number*100

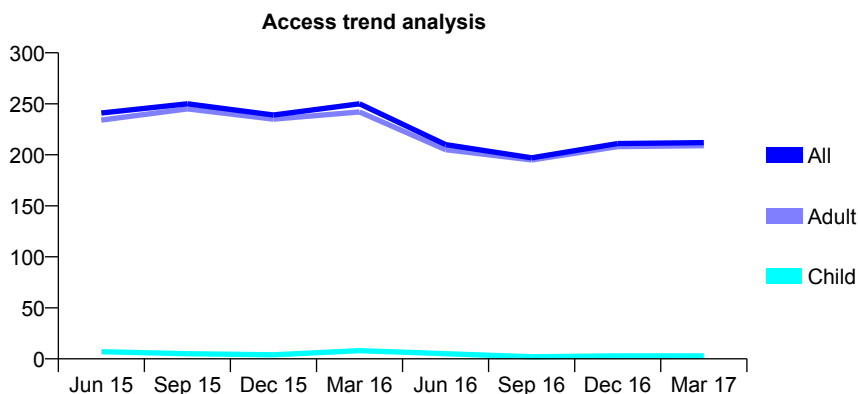
Q48 - Vital Signs At a Glance Contract Report for 685224/0001 - Year end March 2017

Name or company name	MISS J MCGINTY
Contract type name	PDS Contract
Purpose of contract	General
Contract start date	01/04/2006
Contract end date	31/03/2018

16/17 Contracted general activity (UDA)	792
Carry forward general activity (UDA)	0
16/17 Contracted orthodontic activity (UOA)	0
Carry forward orthodontic activity (UOA)	0
Baseline contract value	£68,402.36

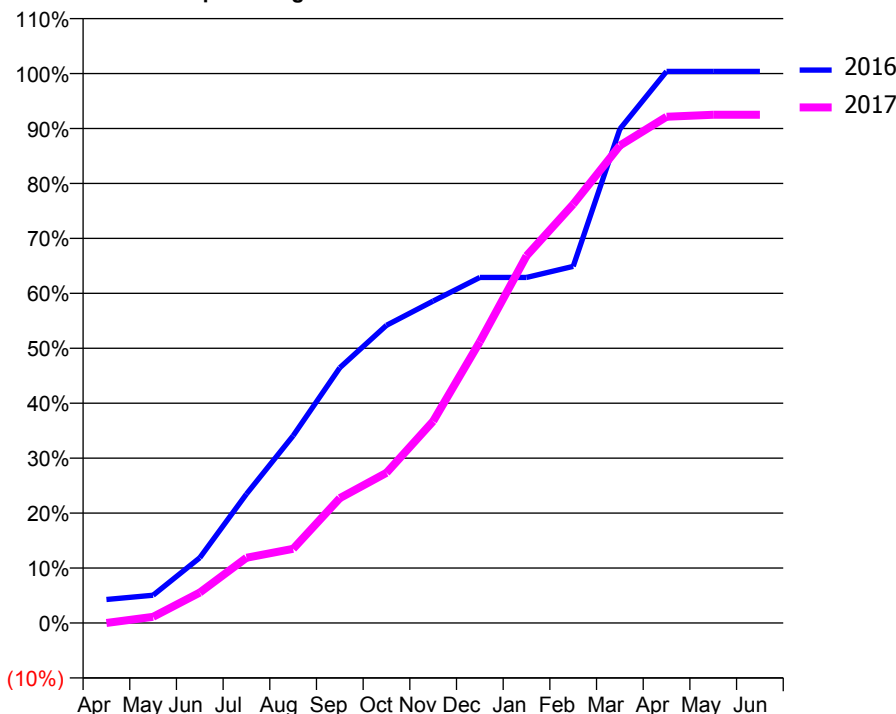
ACCESS*

Patients seen in 24 months	Total	Change since previous quarter
Quarter ending March 2016	250	
Quarter ending June 2016	210	↓
Quarter ending September 2016	197	↓
Quarter ending December 2016	211	↑
Quarter ending March 2017	212	→
Variance since March 2016	(15.2%)	↓



ACTIVITY

Cumulative percentage of contracted UDA delivered 2016 & 2017



Adjusted Scheduled Activity (UDA)

Month	2016	2017
April	34	0
May	40	9
June	94	44
July	186	94
August	270	107
September	368	180
October	429	217
November	464	291
December	498	405
January	498	529
February	514	604
March	712	688
April	795	730
May	795	733
June	795	733

QUALITY

	Quantity	Base Number	Contract	AT	Region	England
% of FP17s for the same patient ID Re-attending within 3 months - Children	0	9	0.0%	12.4%	13.3%	12.3%
% of FP17s for the same patient ID Re-attending within 3 months - Adults	9	255	3.5%	17.7%	17.3%	16.7%
% of FP17s for the same patient ID Re-attending between 3 & 9 months - Children	0	9	0.0%	53.8%	58.9%	57.6%
% of FP17s for the same patient ID Re-attending between 3 & 9 months - Adults	4	255	1.6%	44.6%	52.2%	50.1%
% of FP17s for Band 1 Urgent Courses	23	248	9.3%	11.5%	9.2%	9.1%
% of FP17s Relating to Free Repair or Replacements	1	248	0.4%	0.9%	1.0%	0.8%
% of FP17s Relating to Continuations	1	248	0.4%	1.4%	1.4%	1.2%
% of Patients satisfied with the dentistry they have received	0	0	N/A	93.9%	93.1%	92.8%
% of Patients satisfied with the time they had to wait for an appointment	0	0	N/A	89.4%	89.5%	88.7%

* This is based on patients treated on this contract for their most recent course of treatment. Figures in italics indicate the base number of FP17s or Patient Questionnaire responses are less than 100. N/A is shown where the base number of responses is less than 10 during the period. % is calculated as Quantity/Base number*100

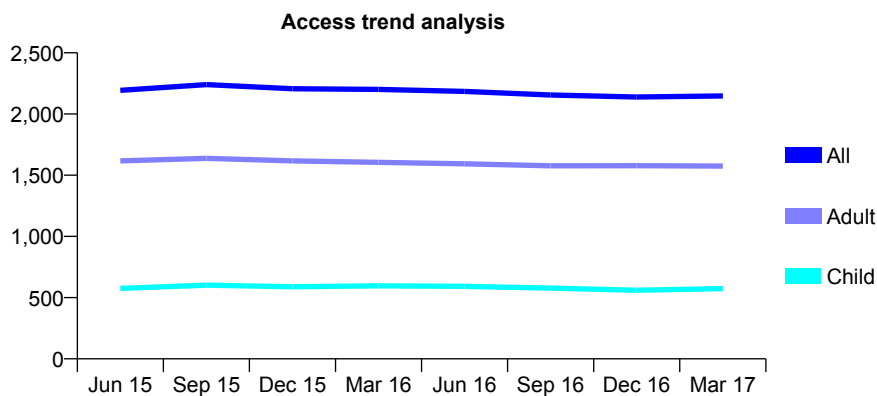
Q48 - Vital Signs At a Glance Contract Report for 732869/0001 - Year end March 2017

Name or company name	MRS CA MCGOWAN-YEO
Contract type name	GDS Contract
Purpose of contract	General
Contract start date	01/04/2006
Contract end date	

16/17 Contracted general activity (UDA)	8,300
Carry forward general activity (UDA)	0
16/17 Contracted orthodontic activity (UOA)	0
Carry forward orthodontic activity (UOA)	0
Baseline contract value	£232,519.14

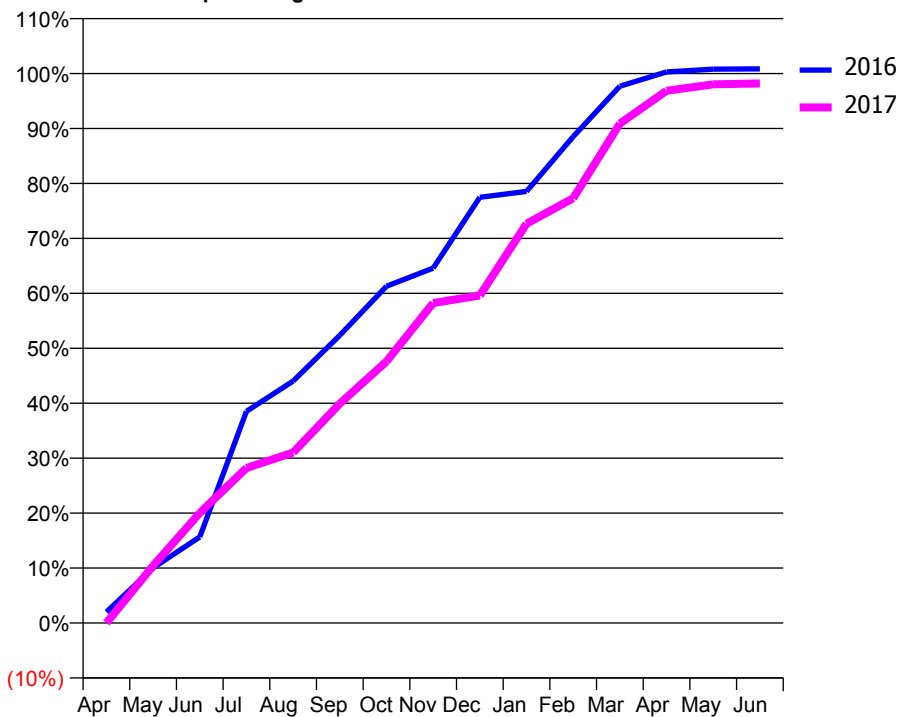
ACCESS*

Patients seen in 24 months	Total	Change since previous quarter
Quarter ending March 2016	2,201	
Quarter ending June 2016	2,185	→
Quarter ending September 2016	2,155	↓
Quarter ending December 2016	2,139	→
Quarter ending March 2017	2,148	→
Variance since March 2016	(2.4%)	↓



ACTIVITY

Cumulative percentage of contracted UDA delivered 2016 & 2017



Month	Adjusted Scheduled Activity (UDA)	
	2016	2017
April	166	0
May	833	866
June	1,300	1,662
July	3,198	2,341
August	3,656	2,575
September	4,346	3,314
October	5,086	3,950
November	5,360	4,833
December	6,429	4,947
January	6,520	6,032
February	7,347	6,415
March	8,108	7,545
April	8,323	8,040
May	8,367	8,137
June	8,370	8,150

QUALITY

	Quantity	Base Number	Contract	AT	Region	England
% of FP17s for the same patient ID Re-attending within 3 months - Children	93	737	12.6%	12.4%	13.3%	12.3%
% of FP17s for the same patient ID Re-attending within 3 months - Adults	1,038	2,621	39.6%	17.7%	17.3%	16.7%
% of FP17s for the same patient ID Re-attending between 3 & 9 months - Children	355	737	48.2%	53.8%	58.9%	57.6%
% of FP17s for the same patient ID Re-attending between 3 & 9 months - Adults	875	2,621	33.4%	44.6%	52.2%	50.1%
% of FP17s for Band 1 Urgent Courses	408	3,471	11.8%	11.5%	9.2%	9.1%
% of FP17s Relating to Free Repair or Replacements	84	3,471	2.4%	0.9%	1.0%	0.8%
% of FP17s Relating to Continuations	378	3,471	10.9%	1.4%	1.4%	1.2%
% of Patients satisfied with the dentistry they have received	5	5	N/A	93.9%	93.1%	92.8%
% of Patients satisfied with the time they had to wait for an appointment	5	5	N/A	89.4%	89.5%	88.7%

* This is based on patients treated on this contract for their most recent course of treatment. Figures in italics indicate the base number of FP17s or Patient Questionnaire responses are less than 100. N/A is shown where the base number of responses is less than 10 during the period. % is calculated as Quantity/Base number*100

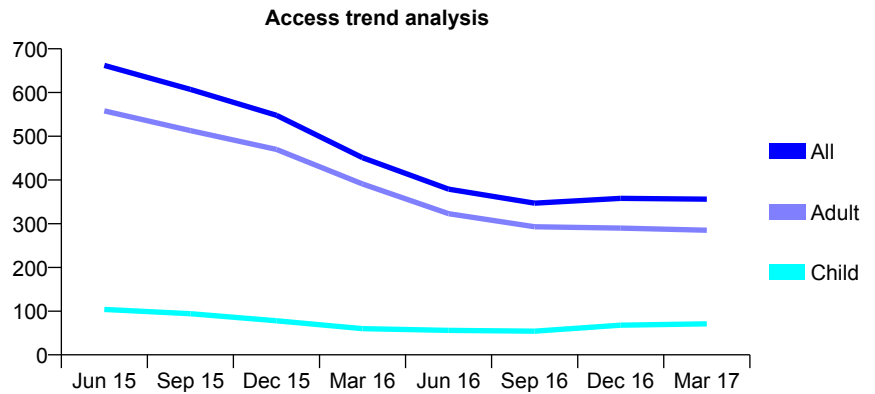
Q48 - Vital Signs At a Glance Contract Report for 737542/0001 - Year end March 2017

Name or company name	MR GJ LUMLEY
Contract type name	PDS Contract
Purpose of contract	General
Contract start date	01/04/2006
Contract end date	31/03/2017

16/17 Contracted general activity (UDA)	2,000
Carry forward general activity (UDA)	0
16/17 Contracted orthodontic activity (UOA)	0
Carry forward orthodontic activity (UOA)	0
Baseline contract value	£47,300.11

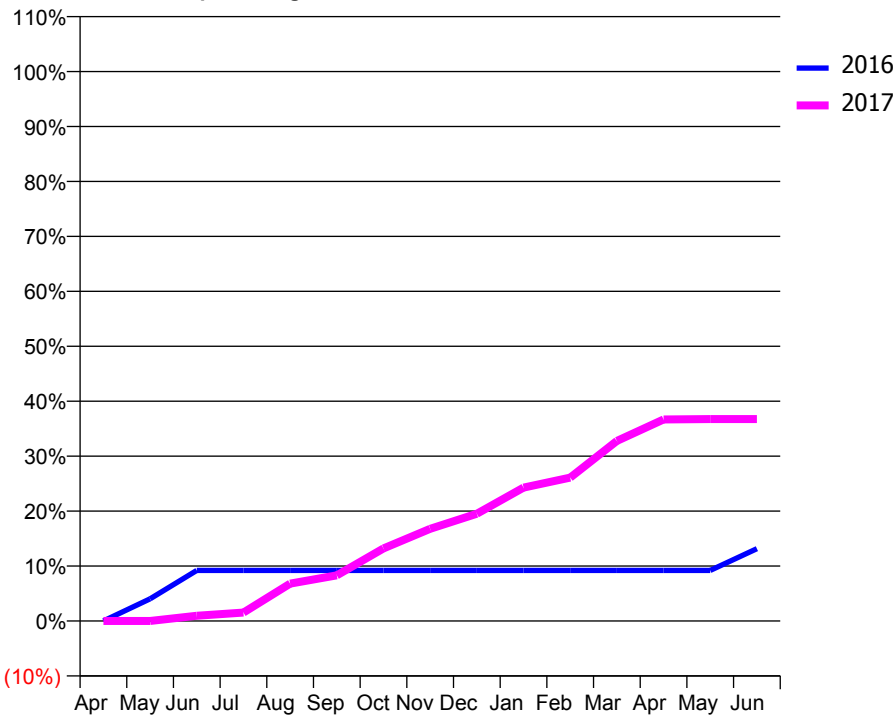
ACCESS*

Patients seen in 24 months	Total	Change since previous quarter
Quarter ending March 2016	451	
Quarter ending June 2016	379	↓
Quarter ending September 2016	347	↓
Quarter ending December 2016	358	↑
Quarter ending March 2017	356	→
Variance since March 2016	(21.1%)	↓



ACTIVITY

Cumulative percentage of contracted UDA delivered 2016 & 2017



Month	Adjusted Scheduled Activity (UDA)	
	2016	2017
April	0	0
May	81	0
June	184	19
July	184	31
August	184	136
September	184	166
October	184	264
November	184	335
December	184	390
January	184	485
February	184	522
March	184	656
April	184	734
May	184	735
June	263	735

QUALITY

	Quantity	Base Number	Contract	AT	Region	England
% of FP17s for the same patient ID Re-attending within 3 months - Children	0	91	0.0%	12.4%	13.3%	12.3%
% of FP17s for the same patient ID Re-attending within 3 months - Adults	8	311	2.6%	17.7%	17.3%	16.7%
% of FP17s for the same patient ID Re-attending between 3 & 9 months - Children	9	91	9.9%	53.8%	58.9%	57.6%
% of FP17s for the same patient ID Re-attending between 3 & 9 months - Adults	22	311	7.1%	44.6%	52.2%	50.1%
% of FP17s for Band 1 Urgent Courses	25	371	6.7%	11.5%	9.2%	9.1%
% of FP17s Relating to Free Repair or Replacements	0	371	0.0%	0.9%	1.0%	0.8%
% of FP17s Relating to Continuations	0	371	0.0%	1.4%	1.4%	1.2%
% of Patients satisfied with the dentistry they have received	1	1	N/A	93.9%	93.1%	92.8%
% of Patients satisfied with the time they had to wait for an appointment	1	1	N/A	89.4%	89.5%	88.7%

* This is based on patients treated on this contract for their most recent course of treatment. Figures in italics indicate the base number of FP17s or Patient Questionnaire responses are less than 100. N/A is shown where the base number of responses is less than 10 during the period. % is calculated as Quantity/Base number*100

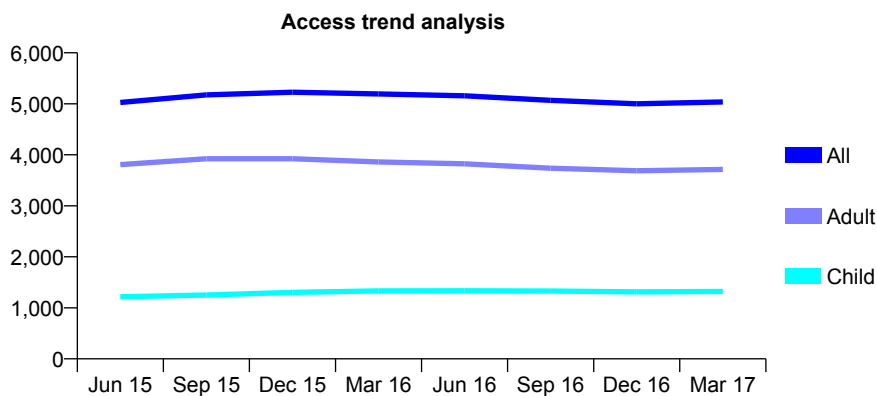
Q48 - Vital Signs At a Glance Contract Report for 738425/0001 - Year end March 2017

Name or company name	MR P MARTIN
Contract type name	GDS Contract
Purpose of contract	General
Contract start date	01/04/2006
Contract end date	

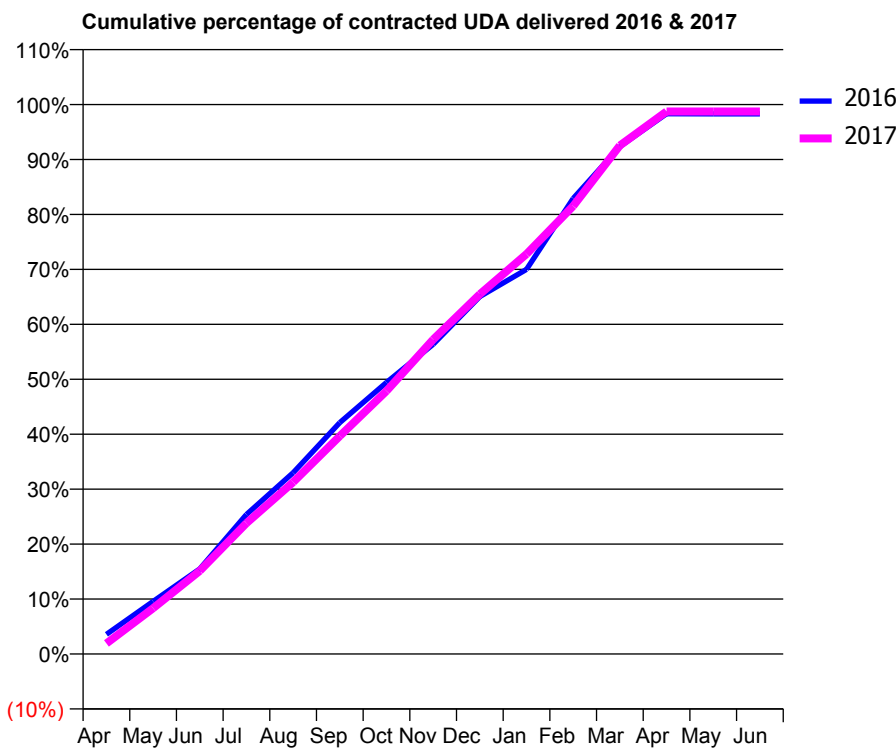
16/17 Contracted general activity (UDA)	12,370
Carry forward general activity (UDA)	210
16/17 Contracted orthodontic activity (UOA)	0
Carry forward orthodontic activity (UOA)	0
Baseline contract value	£330,287.08

ACCESS*

Patients seen in 24 months	Total	Change since previous quarter
Quarter ending March 2016	5,193	
Quarter ending June 2016	5,158	→
Quarter ending September 2016	5,068	↓
Quarter ending December 2016	5,001	↓
Quarter ending March 2017	5,037	→
Variance since March 2016	(3.0%)	↓



ACTIVITY



Month	Adjusted Scheduled Activity (UDA)	
	2016	2017
April	442	238
May	1,184	1,031
June	1,915	1,871
July	3,142	2,946
August	4,080	3,867
September	5,211	4,907
October	6,113	5,920
November	6,973	7,080
December	8,046	8,099
January	8,660	9,005
February	10,254	10,083
March	11,422	11,447
April	12,161	12,213
May	12,160	12,212
June	12,160	12,212

QUALITY

	Quantity	Base Number	Contract	AT	Region	England
% of FP17s for the same patient ID Re-attending within 3 months - Children	218	2,270	9.6%	12.4%	13.3%	12.3%
% of FP17s for the same patient ID Re-attending within 3 months - Adults	960	4,737	20.3%	17.7%	17.3%	16.7%
% of FP17s for the same patient ID Re-attending between 3 & 9 months - Children	1,489	2,270	65.6%	53.8%	58.9%	57.6%
% of FP17s for the same patient ID Re-attending between 3 & 9 months - Adults	2,034	4,737	42.9%	44.6%	52.2%	50.1%
% of FP17s for Band 1 Urgent Courses	820	6,028	13.6%	11.5%	9.2%	9.1%
% of FP17s Relating to Free Repair or Replacements	77	6,028	1.3%	0.9%	1.0%	0.8%
% of FP17s Relating to Continuations	19	6,028	0.3%	1.4%	1.4%	1.2%
% of Patients satisfied with the dentistry they have received	4	4	N/A	93.9%	93.1%	92.8%
% of Patients satisfied with the time they had to wait for an appointment	4	4	N/A	89.4%	89.5%	88.7%

* This is based on patients treated on this contract for their most recent course of treatment. Figures in italics indicate the base number of FP17s or Patient Questionnaire responses are less than 100. N/A is shown where the base number of responses is less than 10 during the period. % is calculated as Quantity/Base number*100

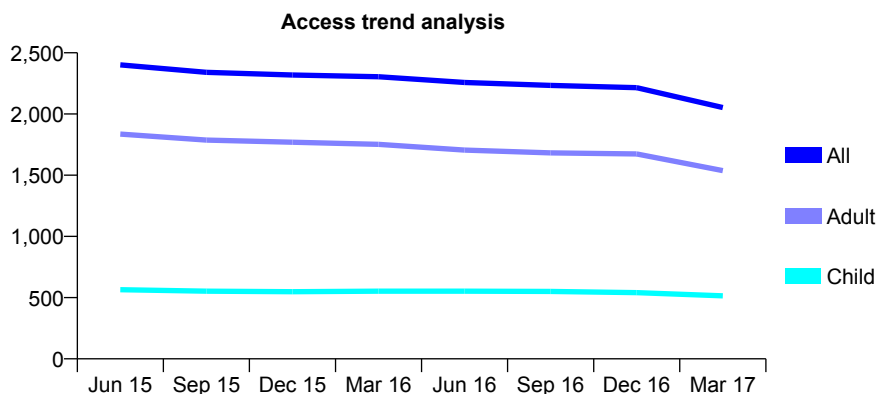
Q48 - Vital Signs At a Glance Contract Report for 742449/0001 - Year end March 2017

Name or company name	MR DK LEE
Contract type name	GDS Contract
Purpose of contract	General
Contract start date	01/04/2006
Contract end date	

16/17 Contracted general activity (UDA)	9,401
Carry forward general activity (UDA)	0
16/17 Contracted orthodontic activity (UOA)	0
Carry forward orthodontic activity (UOA)	0
Baseline contract value	£219,836.09

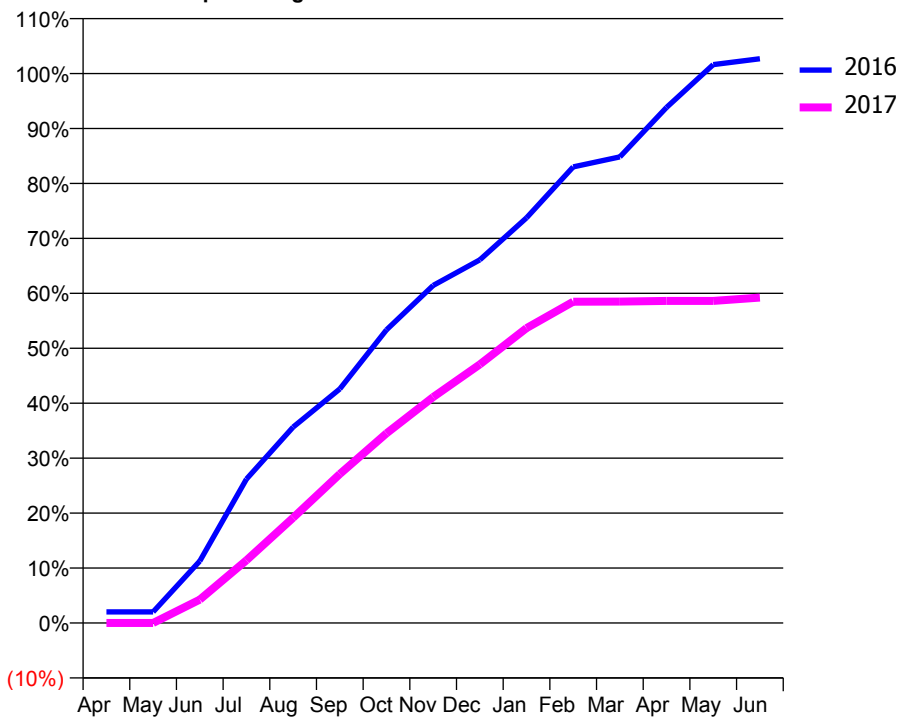
ACCESS*

Patients seen in 24 months	Total	Change since previous quarter
Quarter ending March 2016	2,305	
Quarter ending June 2016	2,258	↓
Quarter ending September 2016	2,234	↓
Quarter ending December 2016	2,215	→
Quarter ending March 2017	2,053	↓
Variance since March 2016	(10.9%)	↓



ACTIVITY

Cumulative percentage of contracted UDA delivered 2016 & 2017



Adjusted Scheduled Activity (UDA)

Month	2016	2017
April	191	0
May	191	0
June	1,059	401
July	2,463	1,073
August	3,352	1,801
September	4,005	2,550
October	5,014	3,244
November	5,775	3,865
December	6,214	4,426
January	6,932	5,046
February	7,803	5,498
March	7,973	5,499
April	8,821	5,511
May	9,552	5,511
June	9,653	5,568

QUALITY

	Quantity	Base Number	Contract	AT	Region	England
% of FP17s for the same patient ID Re-attending within 3 months - Children	77	717	10.7%	12.4%	13.3%	12.3%
% of FP17s for the same patient ID Re-attending within 3 months - Adults	473	2,088	22.7%	17.7%	17.3%	16.7%
% of FP17s for the same patient ID Re-attending between 3 & 9 months - Children	402	717	56.1%	53.8%	58.9%	57.6%
% of FP17s for the same patient ID Re-attending between 3 & 9 months - Adults	1,020	2,088	48.9%	44.6%	52.2%	50.1%
% of FP17s for Band 1 Urgent Courses	292	2,126	13.7%	11.5%	9.2%	9.1%
% of FP17s Relating to Free Repair or Replacements	60	2,126	2.8%	0.9%	1.0%	0.8%
% of FP17s Relating to Continuations	0	2,126	0.0%	1.4%	1.4%	1.2%
% of Patients satisfied with the dentistry they have received	5	5	N/A	93.9%	93.1%	92.8%
% of Patients satisfied with the time they had to wait for an appointment	4	5	N/A	89.4%	89.5%	88.7%

* This is based on patients treated on this contract for their most recent course of treatment. Figures in italics indicate the base number of FP17s or Patient Questionnaire responses are less than 100. N/A is shown where the base number of responses is less than 10 during the period. % is calculated as Quantity/Base number*100

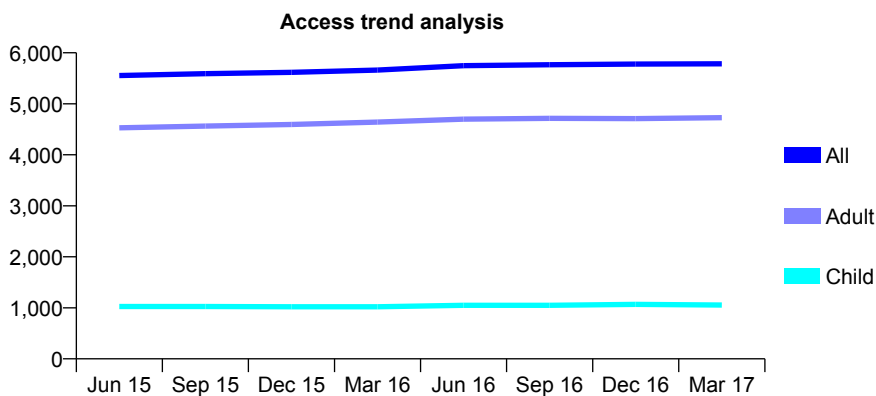
Q48 - Vital Signs At a Glance Contract Report for 742988/0001 - Year end March 2017

Name or company name	MR AJ JONES
Contract type name	GDS Contract
Purpose of contract	General
Contract start date	01/04/2006
Contract end date	

16/17 Contracted general activity (UDA)	19,456
Carry forward general activity (UDA)	0
16/17 Contracted orthodontic activity (UOA)	0
Carry forward orthodontic activity (UOA)	0
Baseline contract value	£642,512.27

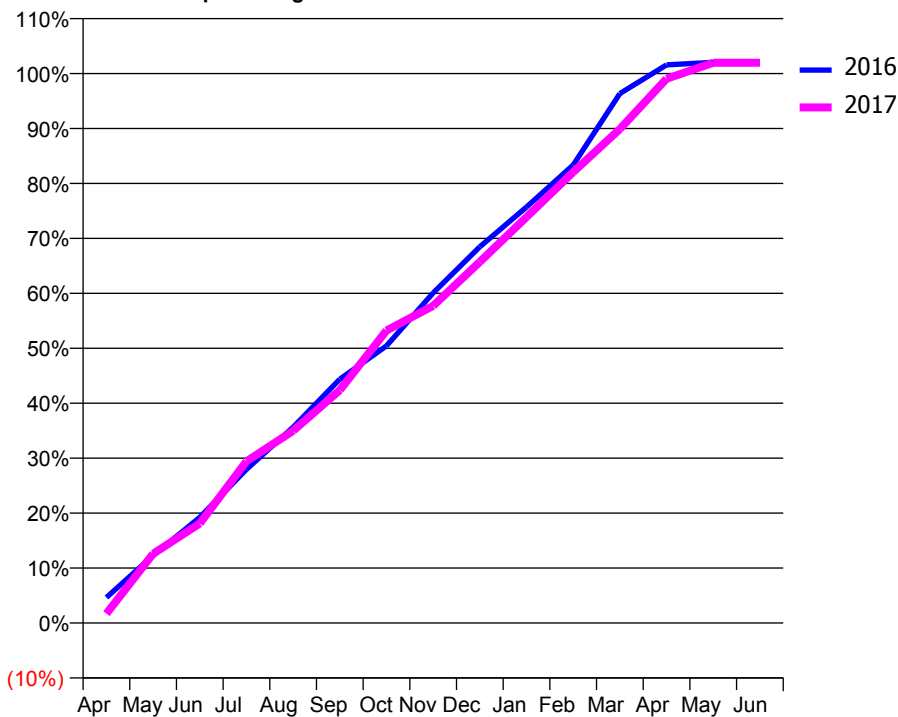
ACCESS*

Patients seen in 24 months	Total	Change since previous quarter
Quarter ending March 2016	5,662	
Quarter ending June 2016	5,748	→
Quarter ending September 2016	5,766	→
Quarter ending December 2016	5,778	→
Quarter ending March 2017	5,784	→
Variance since March 2016	2.2%	↑



ACTIVITY

Cumulative percentage of contracted UDA delivered 2016 & 2017



Month	Adjusted Scheduled Activity (UDA)	
	2016	2017
April	905	334
May	2,392	2,452
June	3,743	3,524
July	5,441	5,724
August	6,931	6,807
September	8,633	8,248
October	9,813	10,358
November	11,687	11,228
December	13,320	12,789
January	14,729	14,376
February	16,215	15,963
March	18,746	17,489
April	19,762	19,268
May	19,849	19,838
June	19,853	19,836

QUALITY

	Quantity	Base Number	Contract	AT	Region	England
% of FP17s for the same patient ID Re-attending within 3 months - Children	240	1,918	12.5%	12.4%	13.3%	12.3%
% of FP17s for the same patient ID Re-attending within 3 months - Adults	1,104	6,479	17.0%	17.7%	17.3%	16.7%
% of FP17s for the same patient ID Re-attending between 3 & 9 months - Children	1,194	1,918	62.3%	53.8%	58.9%	57.6%
% of FP17s for the same patient ID Re-attending between 3 & 9 months - Adults	3,159	6,479	48.8%	44.6%	52.2%	50.1%
% of FP17s for Band 1 Urgent Courses	887	8,754	10.1%	11.5%	9.2%	9.1%
% of FP17s Relating to Free Repair or Replacements	60	8,754	0.7%	0.9%	1.0%	0.8%
% of FP17s Relating to Continuations	156	8,754	1.8%	1.4%	1.4%	1.2%
% of Patients satisfied with the dentistry they have received	24	25	96.0%	93.9%	93.1%	92.8%
% of Patients satisfied with the time they had to wait for an appointment	22	25	88.0%	89.4%	89.5%	88.7%

* This is based on patients treated on this contract for their most recent course of treatment. Figures in italics indicate the base number of FP17s or Patient Questionnaire responses are less than 100. N/A is shown where the base number of responses is less than 10 during the period. % is calculated as Quantity/Base number*100

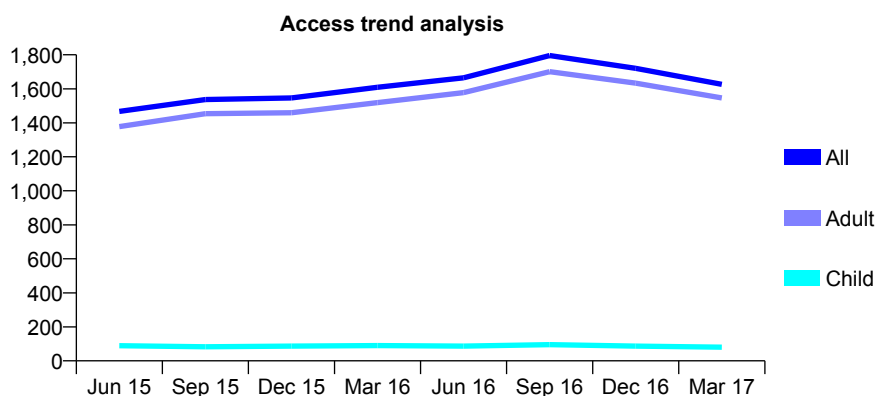
Q48 - Vital Signs At a Glance Contract Report for 742988/0002 - Year end March 2017

Name or company name	MR AJ JONES
Contract type name	PDS Contract
Purpose of contract	General
Contract start date	15/10/2007
Contract end date	31/03/2018

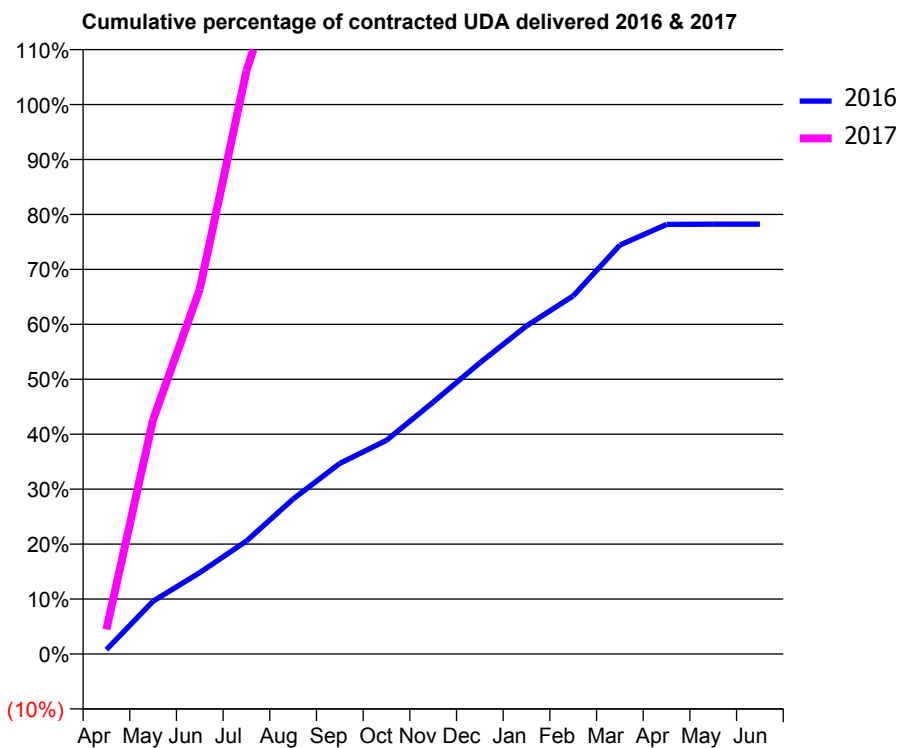
16/17 Contracted general activity (UDA)	750
Carry forward general activity (UDA)	0
16/17 Contracted orthodontic activity (UOA)	0
Carry forward orthodontic activity (UOA)	0
Baseline contract value	£157,193.31

ACCESS*

Patients seen in 24 months	Total	Change since previous quarter
Quarter ending March 2016	1,609	
Quarter ending June 2016	1,665	↑
Quarter ending September 2016	1,796	↑
Quarter ending December 2016	1,720	↓
Quarter ending March 2017	1,626	↓
Variance since March 2016	1.1%	→



ACTIVITY



Month	Adjusted Scheduled Activity (UDA)	
	2016	2017
April	24	34
May	289	320
June	444	498
July	617	796
August	847	989
September	1,041	1,242
October	1,167	1,354
November	1,375	1,533
December	1,590	1,607
January	1,792	1,746
February	1,955	1,793
March	2,233	1,879
April	2,345	2,149
May	2,346	3,020
June	2,346	3,026

QUALITY

	Quantity	Base Number	Contract	AT	Region	England
% of FP17s for the same patient ID Re-attending within 3 months - Children	6	109	5.5%	12.4%	13.3%	12.3%
% of FP17s for the same patient ID Re-attending within 3 months - Adults	87	1,549	5.6%	17.7%	17.3%	16.7%
% of FP17s for the same patient ID Re-attending between 3 & 9 months - Children	4	109	3.7%	53.8%	58.9%	57.6%
% of FP17s for the same patient ID Re-attending between 3 & 9 months - Adults	53	1,549	3.4%	44.6%	52.2%	50.1%
% of FP17s for Band 1 Urgent Courses	2,449	2,501	97.9%	11.5%	9.2%	9.1%
% of FP17s Relating to Free Repair or Replacements	0	2,501	0.0%	0.9%	1.0%	0.8%
% of FP17s Relating to Continuations	0	2,501	0.0%	1.4%	1.4%	1.2%
% of Patients satisfied with the dentistry they have received	1	2	N/A	93.9%	93.1%	92.8%
% of Patients satisfied with the time they had to wait for an appointment	2	2	N/A	89.4%	89.5%	88.7%

* This is based on patients treated on this contract for their most recent course of treatment. Figures in italics indicate the base number of FP17s or Patient Questionnaire responses are less than 100. N/A is shown where the base number of responses is less than 10 during the period. % is calculated as Quantity/Base number*100

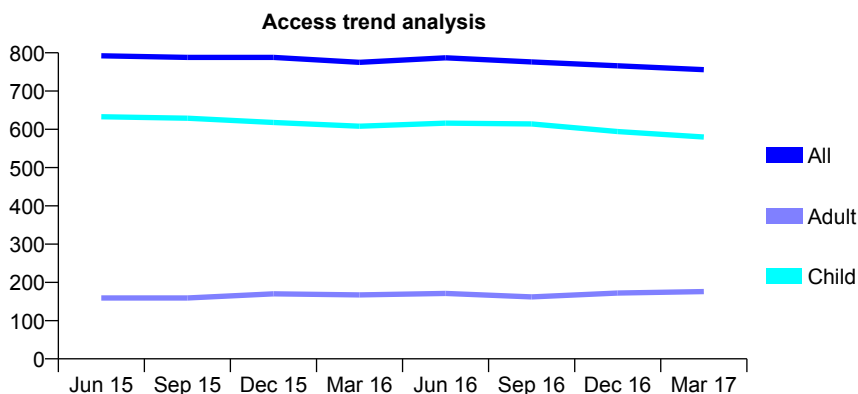
Q48 - Vital Signs At a Glance Contract Report for 755575/0001 - Year end March 2017

Name or company name	MRS LE BACKSTROM
Contract type name	PDS Contract
Purpose of contract	General
Contract start date	01/04/2006
Contract end date	31/03/2018

16/17 Contracted general activity (UDA)	1,700
Carry forward general activity (UDA)	0
16/17 Contracted orthodontic activity (UOA)	0
Carry forward orthodontic activity (UOA)	0
Baseline contract value	£43,367.31

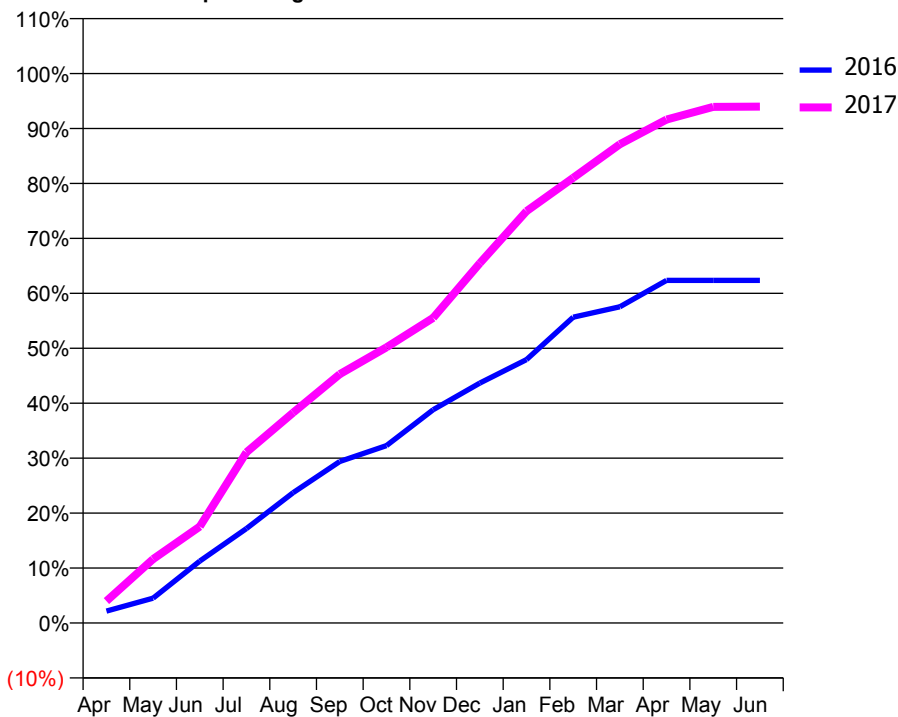
ACCESS*

Patients seen in 24 months	Total	Change since previous quarter
Quarter ending March 2016	775	
Quarter ending June 2016	787	→
Quarter ending September 2016	776	↓
Quarter ending December 2016	766	↓
Quarter ending March 2017	756	↓
Variance since March 2016	(2.5%)	↓



ACTIVITY

Cumulative percentage of contracted UDA delivered 2016 & 2017



Month	Adjusted Scheduled Activity (UDA)	
	2016	2017
April	59	68
May	123	198
June	307	298
July	468	528
August	646	651
September	802	770
October	880	853
November	1,058	944
December	1,191	1,113
January	1,307	1,274
February	1,517	1,377
March	1,569	1,481
April	1,700	1,558
May	1,700	1,597
June	1,700	1,598

QUALITY

	Quantity	Base Number	Contract	AT	Region	England
% of FP17s for the same patient ID Re-attending within 3 months - Children	99	1,068	9.3%	12.4%	13.3%	12.3%
% of FP17s for the same patient ID Re-attending within 3 months - Adults	12	134	9.0%	17.7%	17.3%	16.7%
% of FP17s for the same patient ID Re-attending between 3 & 9 months - Children	750	1,068	70.2%	53.8%	58.9%	57.6%
% of FP17s for the same patient ID Re-attending between 3 & 9 months - Adults	92	134	68.7%	44.6%	52.2%	50.1%
% of FP17s for Band 1 Urgent Courses	8	1,153	0.7%	11.5%	9.2%	9.1%
% of FP17s Relating to Free Repair or Replacements	0	1,153	0.0%	0.9%	1.0%	0.8%
% of FP17s Relating to Continuations	0	1,153	0.0%	1.4%	1.4%	1.2%
% of Patients satisfied with the dentistry they have received	0	0	N/A	93.9%	93.1%	92.8%
% of Patients satisfied with the time they had to wait for an appointment	0	0	N/A	89.4%	89.5%	88.7%

* This is based on patients treated on this contract for their most recent course of treatment. Figures in italics indicate the base number of FP17s or Patient Questionnaire responses are less than 100. N/A is shown where the base number of responses is less than 10 during the period. % is calculated as Quantity/Base number*100

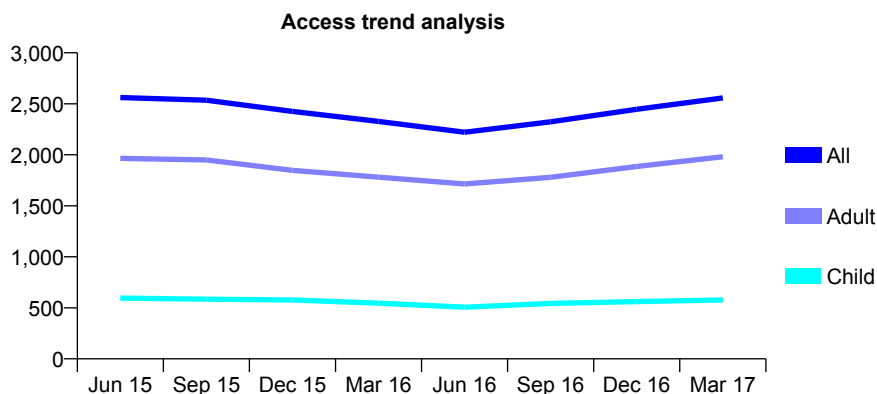
Q48 - Vital Signs At a Glance Contract Report for 761583/0001 - Year end March 2017

Name or company name	MR M MCGOVERN
Contract type name	GDS Contract
Purpose of contract	General
Contract start date	01/04/2006
Contract end date	

16/17 Contracted general activity (UDA)	10,400
Carry forward general activity (UDA)	0
16/17 Contracted orthodontic activity (UOA)	0
Carry forward orthodontic activity (UOA)	0
Baseline contract value	£265,783.68

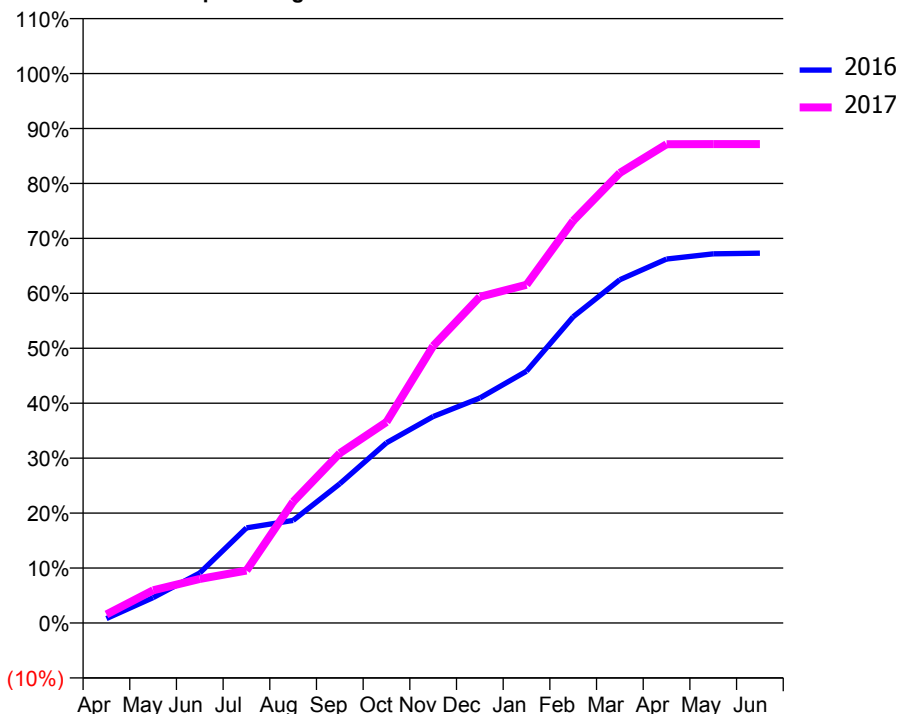
ACCESS*

Patients seen in 24 months	Total	Change since previous quarter
Quarter ending March 2016	2,327	
Quarter ending June 2016	2,221	↓
Quarter ending September 2016	2,323	↑
Quarter ending December 2016	2,446	↑
Quarter ending March 2017	2,558	↑
Variance since March 2016	9.9%	↑



ACTIVITY

Cumulative percentage of contracted UDA delivered 2016 & 2017



Adjusted Scheduled Activity (UDA)

Month	2016	2017
April	84	163
May	481	620
June	947	834
July	1,801	992
August	1,942	2,296
September	2,636	3,215
October	3,412	3,804
November	3,908	5,242
December	4,258	6,175
January	4,765	6,401
February	5,795	7,613
March	6,499	8,519
April	6,889	9,061
May	6,988	9,064
June	7,001	9,064

QUALITY

	Quantity	Base Number	Contract	AT	Region	England
% of FP17s for the same patient ID Re-attending within 3 months - Children	87	743	11.7%	12.4%	13.3%	12.3%
% of FP17s for the same patient ID Re-attending within 3 months - Adults	681	2,649	25.7%	17.7%	17.3%	16.7%
% of FP17s for the same patient ID Re-attending between 3 & 9 months - Children	231	743	31.1%	53.8%	58.9%	57.6%
% of FP17s for the same patient ID Re-attending between 3 & 9 months - Adults	754	2,649	28.5%	44.6%	52.2%	50.1%
% of FP17s for Band 1 Urgent Courses	249	3,382	7.4%	11.5%	9.2%	9.1%
% of FP17s Relating to Free Repair or Replacements	81	3,382	2.4%	0.9%	1.0%	0.8%
% of FP17s Relating to Continuations	58	3,382	1.7%	1.4%	1.4%	1.2%
% of Patients satisfied with the dentistry they have received	9	11	81.8%	93.9%	93.1%	92.8%
% of Patients satisfied with the time they had to wait for an appointment	9	11	81.8%	89.4%	89.5%	88.7%

* This is based on patients treated on this contract for their most recent course of treatment. Figures in italics indicate the base number of FP17s or Patient Questionnaire responses are less than 100. N/A is shown where the base number of responses is less than 10 during the period. % is calculated as Quantity/Base number*100

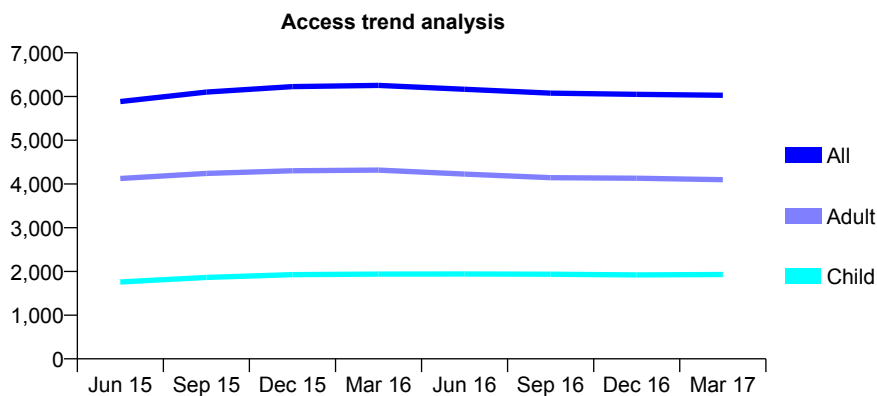
Q48 - Vital Signs At a Glance Contract Report for 780502/0001 - Year end March 2017

Name or company name	MISS ML DUTHIE
Contract type name	GDS Contract
Purpose of contract	General
Contract start date	01/04/2006
Contract end date	

16/17 Contracted general activity (UDA)	18,780
Carry forward general activity (UDA)	0
16/17 Contracted orthodontic activity (UOA)	0
Carry forward orthodontic activity (UOA)	0
Baseline contract value	£479,081.14

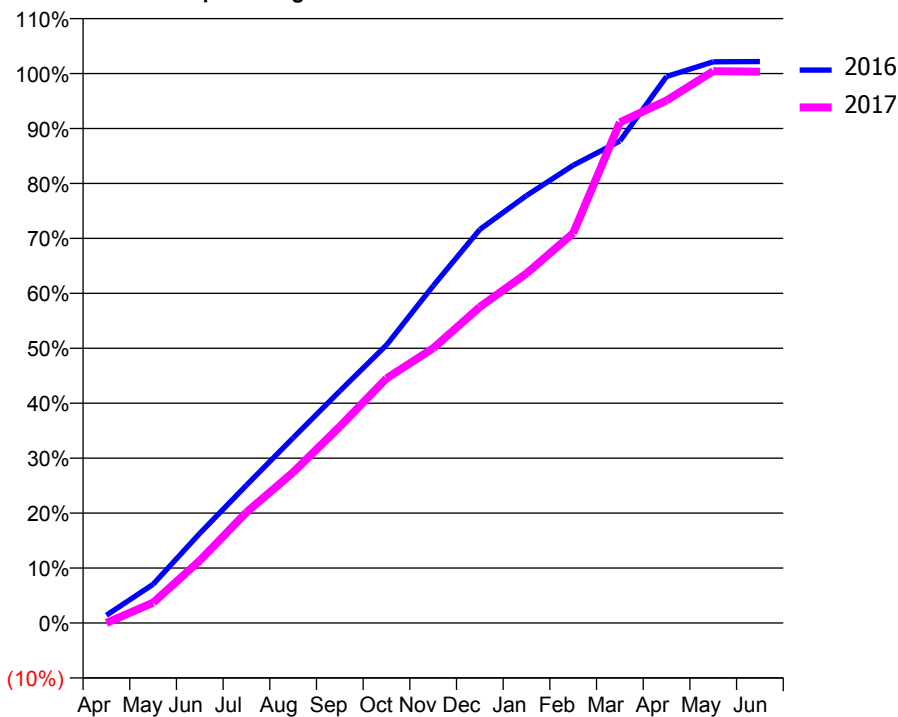
ACCESS*

Patients seen in 24 months	Total	Change since previous quarter
Quarter ending March 2016	6,255	
Quarter ending June 2016	6,165	↓
Quarter ending September 2016	6,078	↓
Quarter ending December 2016	6,049	→
Quarter ending March 2017	6,028	→
Variance since March 2016	(3.6%)	↓



ACTIVITY

Cumulative percentage of contracted UDA delivered 2016 & 2017



Month	Adjusted Scheduled Activity (UDA)	
	2016	2017
April	266	0
May	1,324	694
June	3,064	2,137
July	4,708	3,783
August	6,328	5,153
September	7,928	6,715
October	9,499	8,363
November	11,523	9,388
December	13,453	10,804
January	14,607	11,946
February	15,642	13,325
March	16,475	17,112
April	18,676	17,856
May	19,180	18,860
June	19,189	18,844

QUALITY

	Quantity	Base Number	Contract	AT	Region	England
% of FP17s for the same patient ID Re-attending within 3 months - Children	197	3,709	5.3%	12.4%	13.3%	12.3%
% of FP17s for the same patient ID Re-attending within 3 months - Adults	571	5,103	11.2%	17.7%	17.3%	16.7%
% of FP17s for the same patient ID Re-attending between 3 & 9 months - Children	2,636	3,709	71.1%	53.8%	58.9%	57.6%
% of FP17s for the same patient ID Re-attending between 3 & 9 months - Adults	2,144	5,103	42.0%	44.6%	52.2%	50.1%
% of FP17s for Band 1 Urgent Courses	291	8,184	3.6%	11.5%	9.2%	9.1%
% of FP17s Relating to Free Repair or Replacements	38	8,184	0.5%	0.9%	1.0%	0.8%
% of FP17s Relating to Continuations	54	8,184	0.7%	1.4%	1.4%	1.2%
% of Patients satisfied with the dentistry they have received	7	7	N/A	93.9%	93.1%	92.8%
% of Patients satisfied with the time they had to wait for an appointment	6	7	N/A	89.4%	89.5%	88.7%

* This is based on patients treated on this contract for their most recent course of treatment. Figures in italics indicate the base number of FP17s or Patient Questionnaire responses are less than 100. N/A is shown where the base number of responses is less than 10 during the period. % is calculated as Quantity/Base number*100

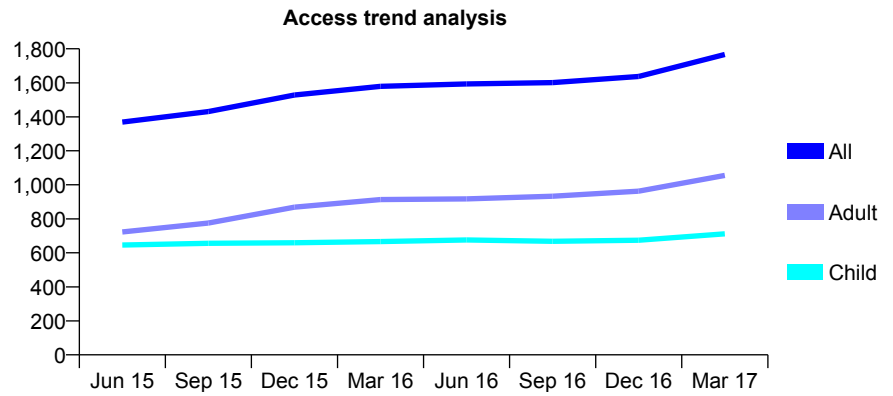
Q48 - Vital Signs At a Glance Contract Report for 787914/0001 - Year end March 2017

Name or company name	MR P SMITH
Contract type name	PDS Contract
Purpose of contract	General
Contract start date	01/01/2011
Contract end date	31/12/2020

16/17 Contracted general activity (UDA)	3,200
Carry forward general activity (UDA)	204
16/17 Contracted orthodontic activity (UOA)	0
Carry forward orthodontic activity (UOA)	0
Baseline contract value	£107,321.32

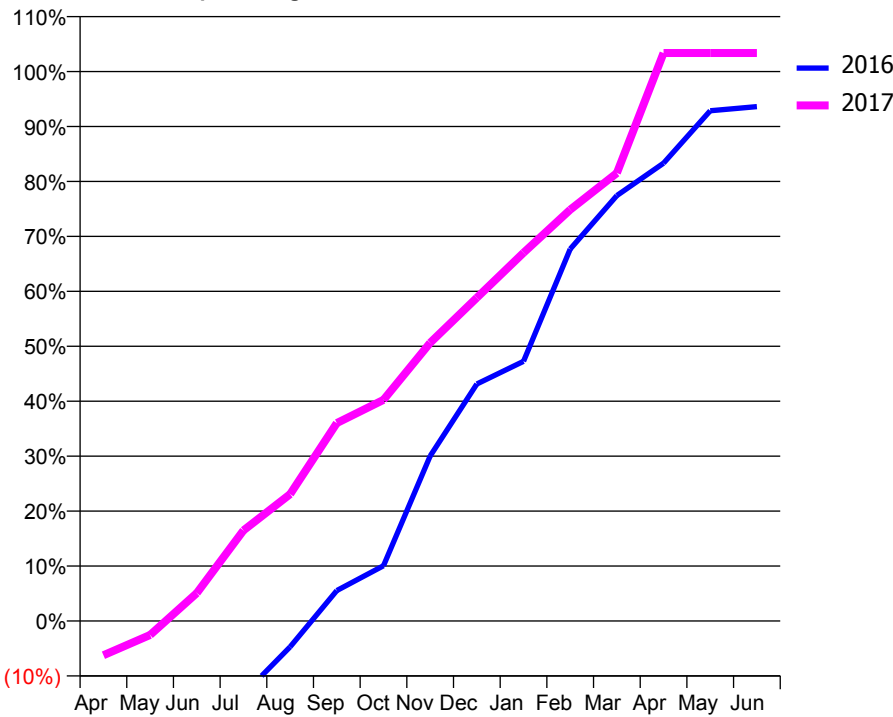
ACCESS*

Patients seen in 24 months	Total	Change since previous quarter
Quarter ending March 2016	1,579	
Quarter ending June 2016	1,593	→
Quarter ending September 2016	1,601	→
Quarter ending December 2016	1,637	↑
Quarter ending March 2017	1,767	↑
Variance since March 2016	11.9%	↑



ACTIVITY

Cumulative percentage of contracted UDA delivered 2016 & 2017



Month	Adjusted Scheduled Activity (UDA)	
	2016	2017
April	-779	-200
May	-649	-82
June	-649	162
July	-429	527
August	-151	739
September	177	1,153
October	322	1,288
November	961	1,620
December	1,381	1,883
January	1,512	2,144
February	2,166	2,395
March	2,478	2,609
April	2,666	3,308
May	2,972	3,308
June	2,996	3,308

QUALITY

	Quantity	Base Number	Contract	AT	Region	England
% of FP17s for the same patient ID Re-attending within 3 months - Children	175	1,197	14.6%	12.4%	13.3%	12.3%
% of FP17s for the same patient ID Re-attending within 3 months - Adults	157	1,024	15.3%	17.7%	17.3%	16.7%
% of FP17s for the same patient ID Re-attending between 3 & 9 months - Children	709	1,197	59.2%	53.8%	58.9%	57.6%
% of FP17s for the same patient ID Re-attending between 3 & 9 months - Adults	354	1,024	34.6%	44.6%	52.2%	50.1%
% of FP17s for Band 1 Urgent Courses	138	1,876	7.4%	11.5%	9.2%	9.1%
% of FP17s Relating to Free Repair or Replacements	1	1,876	0.1%	0.9%	1.0%	0.8%
% of FP17s Relating to Continuations	26	1,876	1.4%	1.4%	1.4%	1.2%
% of Patients satisfied with the dentistry they have received	3	4	N/A	93.9%	93.1%	92.8%
% of Patients satisfied with the time they had to wait for an appointment	4	4	N/A	89.4%	89.5%	88.7%

* This is based on patients treated on this contract for their most recent course of treatment. Figures in italics indicate the base number of FP17s or Patient Questionnaire responses are less than 100. N/A is shown where the base number of responses is less than 10 during the period. % is calculated as Quantity/Base number*100

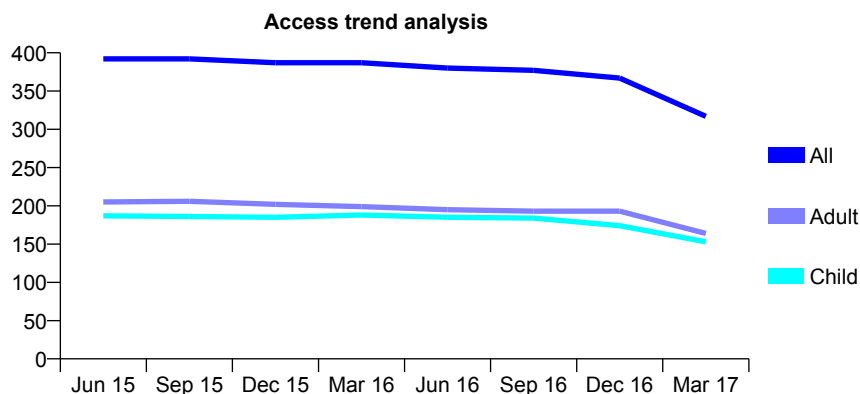
Q48 - Vital Signs At a Glance Contract Report for 803499/0001 - Year end March 2017

Name or company name	MR SA CROSTON
Contract type name	GDS Contract
Purpose of contract	General
Contract start date	01/04/2006
Contract end date	

16/17 Contracted general activity (UDA)	1,696
Carry forward general activity (UDA)	0
16/17 Contracted orthodontic activity (UOA)	0
Carry forward orthodontic activity (UOA)	0
Baseline contract value	£43,265.26

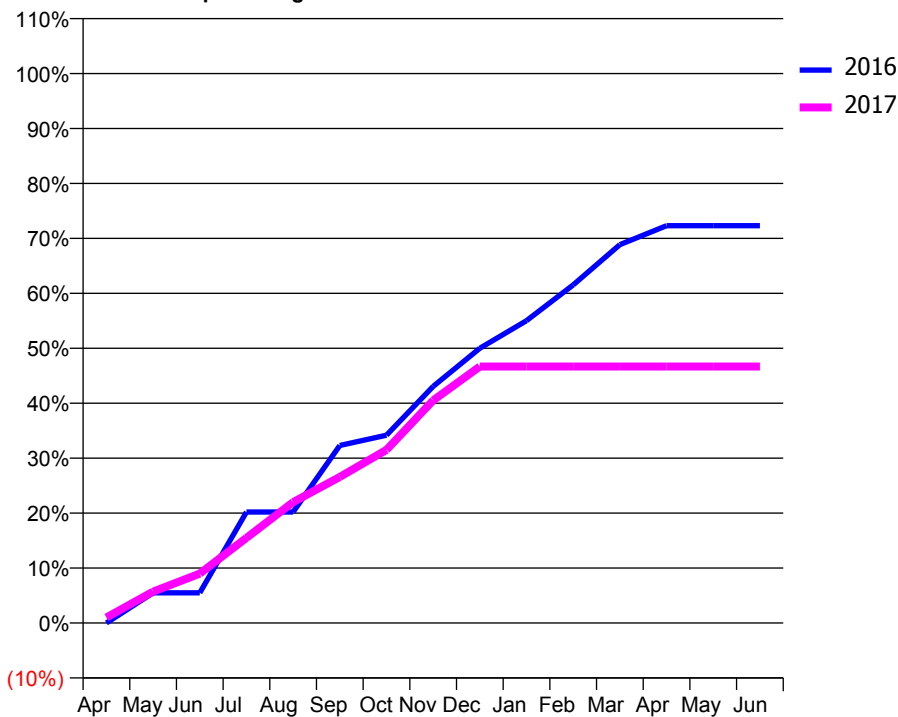
ACCESS*

Patients seen in 24 months	Total	Change since previous quarter
Quarter ending March 2016	387	
Quarter ending June 2016	380	↓
Quarter ending September 2016	377	→
Quarter ending December 2016	367	↓
Quarter ending March 2017	317	↓
Variance since March 2016	(18.1%)	↓



ACTIVITY

Cumulative percentage of contracted UDA delivered 2016 & 2017



Adjusted Scheduled Activity (UDA)

Month	2016	2017
April	0	17
May	93	97
June	93	152
July	343	263
August	343	373
September	548	451
October	580	534
November	730	687
December	848	792
January	933	792
February	1,043	792
March	1,168	792
April	1,226	792
May	1,226	792
June	1,226	792

QUALITY

	Quantity	Base Number	Contract	AT	Region	England
% of FP17s for the same patient ID Re-attending within 3 months - Children	12	221	5.4%	12.4%	13.3%	12.3%
% of FP17s for the same patient ID Re-attending within 3 months - Adults	51	207	24.6%	17.7%	17.3%	16.7%
% of FP17s for the same patient ID Re-attending between 3 & 9 months - Children	149	221	67.4%	53.8%	58.9%	57.6%
% of FP17s for the same patient ID Re-attending between 3 & 9 months - Adults	107	207	51.7%	44.6%	52.2%	50.1%
% of FP17s for Band 1 Urgent Courses	28	411	6.8%	11.5%	9.2%	9.1%
% of FP17s Relating to Free Repair or Replacements	0	411	0.0%	0.9%	1.0%	0.8%
% of FP17s Relating to Continuations	9	411	2.2%	1.4%	1.4%	1.2%
% of Patients satisfied with the dentistry they have received	2	2	N/A	93.9%	93.1%	92.8%
% of Patients satisfied with the time they had to wait for an appointment	2	2	N/A	89.4%	89.5%	88.7%

* This is based on patients treated on this contract for their most recent course of treatment. Figures in italics indicate the base number of FP17s or Patient Questionnaire responses are less than 100. N/A is shown where the base number of responses is less than 10 during the period. % is calculated as Quantity/Base number*100

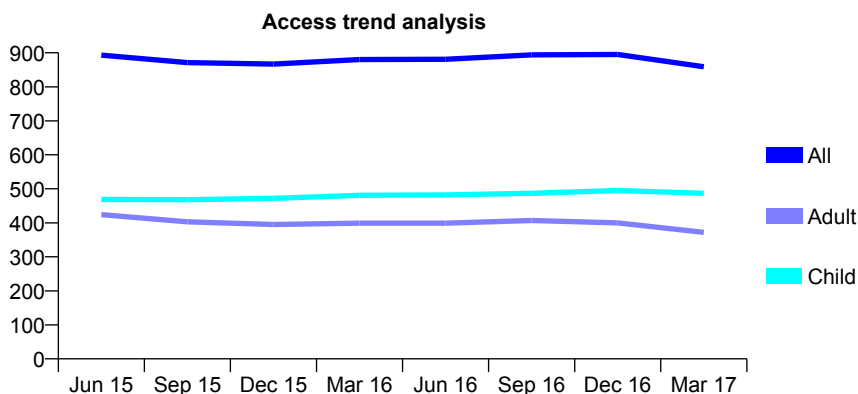
Q48 - Vital Signs At a Glance Contract Report for 809101/0001 - Year end March 2017

Name or company name	MR PA KNIGHT
Contract type name	GDS Contract
Purpose of contract	General
Contract start date	01/04/2006
Contract end date	

16/17 Contracted general activity (UDA)	3,222
Carry forward general activity (UDA)	0
16/17 Contracted orthodontic activity (UOA)	0
Carry forward orthodontic activity (UOA)	0
Baseline contract value	£95,208.49

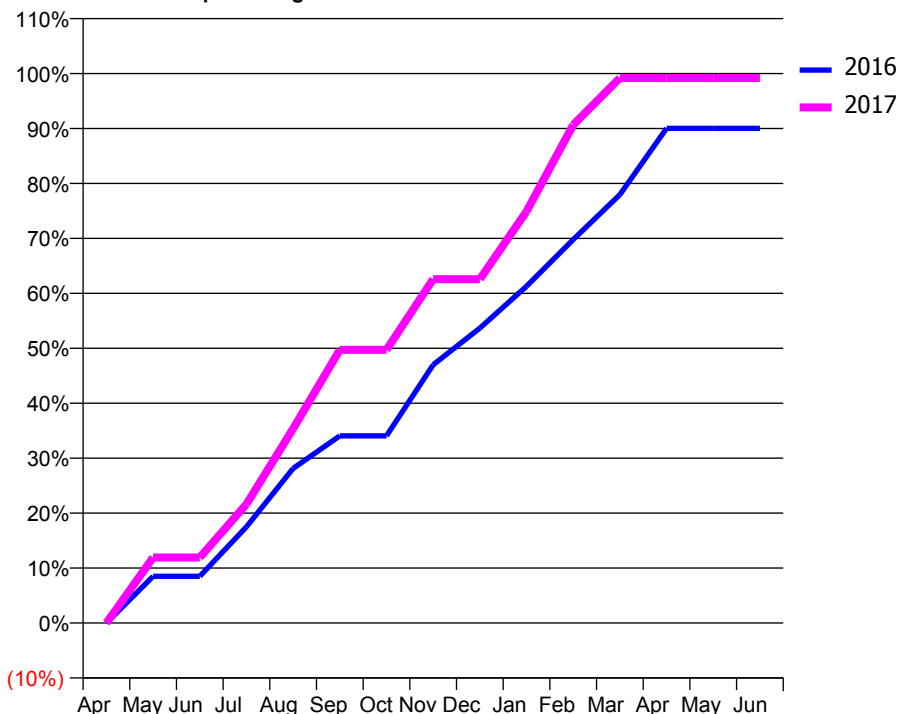
ACCESS*

Patients seen in 24 months	Total	Change since previous quarter
Quarter ending March 2016	880	
Quarter ending June 2016	881	→
Quarter ending September 2016	894	→
Quarter ending December 2016	895	→
Quarter ending March 2017	859	↓
Variance since March 2016	(2.4%)	↓



ACTIVITY

Cumulative percentage of contracted UDA delivered 2016 & 2017



Adjusted Scheduled Activity (UDA)

Month	2016	2017
April	0	0
May	274	384
June	274	384
July	564	697
August	906	1,140
September	1,097	1,602
October	1,097	1,602
November	1,514	2,016
December	1,729	2,016
January	1,975	2,413
February	2,248	2,921
March	2,512	3,196
April	2,900	3,196
May	2,900	3,196
June	2,900	3,196

QUALITY

	Quantity	Base Number	Contract	AT	Region	England
% of FP17s for the same patient ID Re-attending within 3 months - Children	55	670	8.2%	12.4%	13.3%	12.3%
% of FP17s for the same patient ID Re-attending within 3 months - Adults	54	372	14.5%	17.7%	17.3%	16.7%
% of FP17s for the same patient ID Re-attending between 3 & 9 months - Children	318	670	47.5%	53.8%	58.9%	57.6%
% of FP17s for the same patient ID Re-attending between 3 & 9 months - Adults	144	372	38.7%	44.6%	52.2%	50.1%
% of FP17s for Band 1 Urgent Courses	32	950	3.4%	11.5%	9.2%	9.1%
% of FP17s Relating to Free Repair or Replacements	0	950	0.0%	0.9%	1.0%	0.8%
% of FP17s Relating to Continuations	16	950	1.7%	1.4%	1.4%	1.2%
% of Patients satisfied with the dentistry they have received	1	1	N/A	93.9%	93.1%	92.8%
% of Patients satisfied with the time they had to wait for an appointment	1	1	N/A	89.4%	89.5%	88.7%

* This is based on patients treated on this contract for their most recent course of treatment. Figures in italics indicate the base number of FP17s or Patient Questionnaire responses are less than 100. N/A is shown where the base number of responses is less than 10 during the period. % is calculated as Quantity/Base number*100

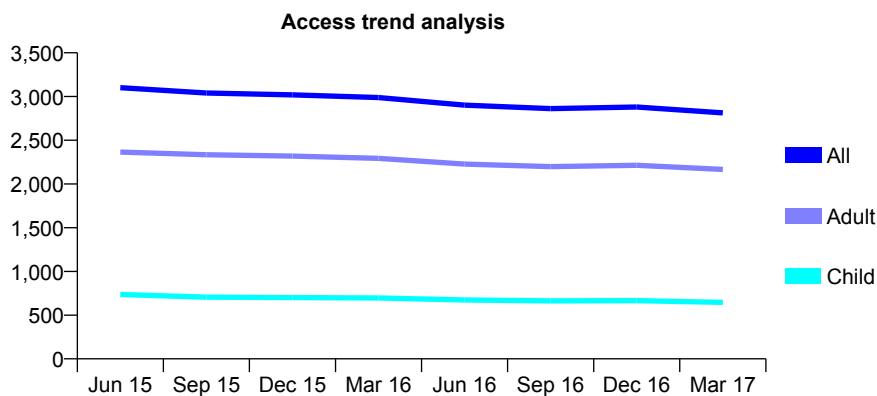
Q48 - Vital Signs At a Glance Contract Report for 841986/0001 - Year end March 2017

Name or company name	MR AP AYRES
Contract type name	PDS Contract
Purpose of contract	General
Contract start date	01/04/2006
Contract end date	31/03/2020

16/17 Contracted general activity (UDA)	8,300
Carry forward general activity (UDA)	200
16/17 Contracted orthodontic activity (UOA)	0
Carry forward orthodontic activity (UOA)	0
Baseline contract value	£238,495.19

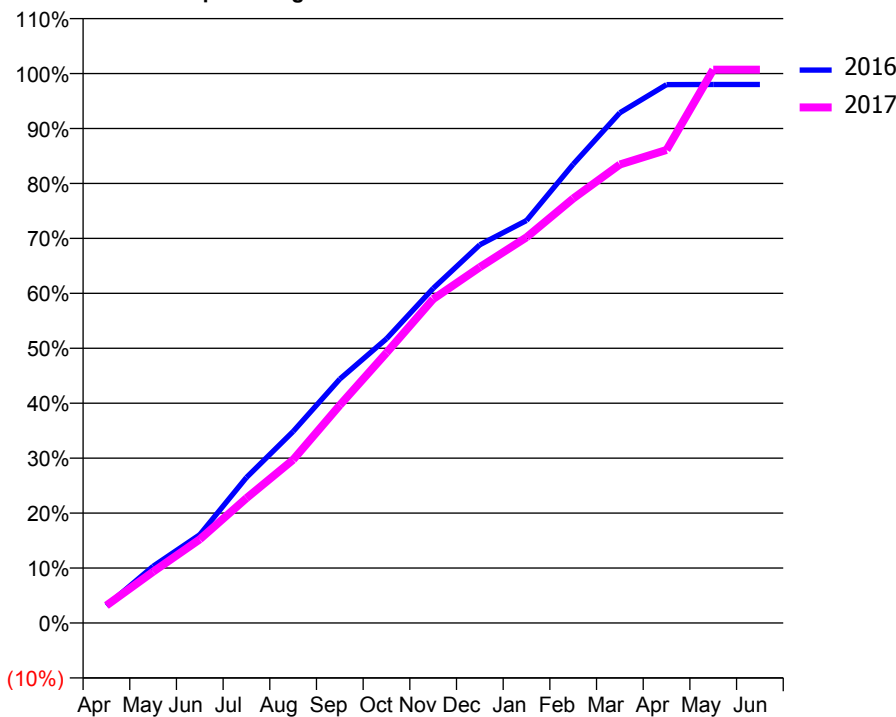
ACCESS*

Patients seen in 24 months	Total	Change since previous quarter
Quarter ending March 2016	2,989	
Quarter ending June 2016	2,901	↓
Quarter ending September 2016	2,862	↓
Quarter ending December 2016	2,880	→
Quarter ending March 2017	2,813	↓
Variance since March 2016	(5.9%)	↓



ACTIVITY

Cumulative percentage of contracted UDA delivered 2016 & 2017



Month	Adjusted Scheduled Activity (UDA)	
	2016	2017
April	298	265
May	982	774
June	1,527	1,264
July	2,516	1,886
August	3,312	2,466
September	4,217	3,289
October	4,913	4,082
November	5,785	4,894
December	6,538	5,374
January	6,958	5,825
February	7,931	6,413
March	8,821	6,925
April	9,307	7,145
May	9,309	8,357
June	9,309	8,357

QUALITY

	Quantity	Base Number	Contract	AT	Region	England
% of FP17s for the same patient ID Re-attending within 3 months - Children	83	968	8.6%	12.4%	13.3%	12.3%
% of FP17s for the same patient ID Re-attending within 3 months - Adults	443	2,992	14.8%	17.7%	17.3%	16.7%
% of FP17s for the same patient ID Re-attending between 3 & 9 months - Children	656	968	67.8%	53.8%	58.9%	57.6%
% of FP17s for the same patient ID Re-attending between 3 & 9 months - Adults	1,866	2,992	62.4%	44.6%	52.2%	50.1%
% of FP17s for Band 1 Urgent Courses	359	4,589	7.8%	11.5%	9.2%	9.1%
% of FP17s Relating to Free Repair or Replacements	39	4,589	0.8%	0.9%	1.0%	0.8%
% of FP17s Relating to Continuations	46	4,589	1.0%	1.4%	1.4%	1.2%
% of Patients satisfied with the dentistry they have received	5	5	N/A	93.9%	93.1%	92.8%
% of Patients satisfied with the time they had to wait for an appointment	5	5	N/A	89.4%	89.5%	88.7%

* This is based on patients treated on this contract for their most recent course of treatment. Figures in italics indicate the base number of FP17s or Patient Questionnaire responses are less than 100. N/A is shown where the base number of responses is less than 10 during the period. % is calculated as Quantity/Base number*100

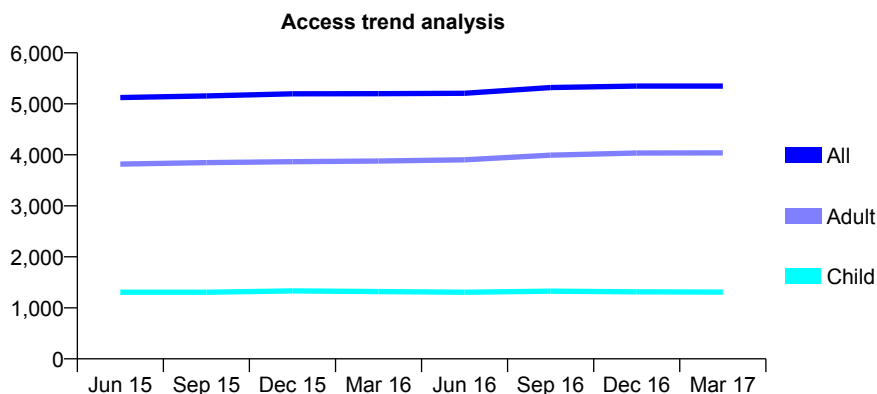
Q48 - Vital Signs At a Glance Contract Report for 851302/0001 - Year end March 2017

Name or company name	MR RK NAGPAUL
Contract type name	GDS Contract
Purpose of contract	General
Contract start date	01/04/2006
Contract end date	

16/17 Contracted general activity (UDA)	21,820
Carry forward general activity (UDA)	0
16/17 Contracted orthodontic activity (UOA)	0
Carry forward orthodontic activity (UOA)	0
Baseline contract value	£548,944.63

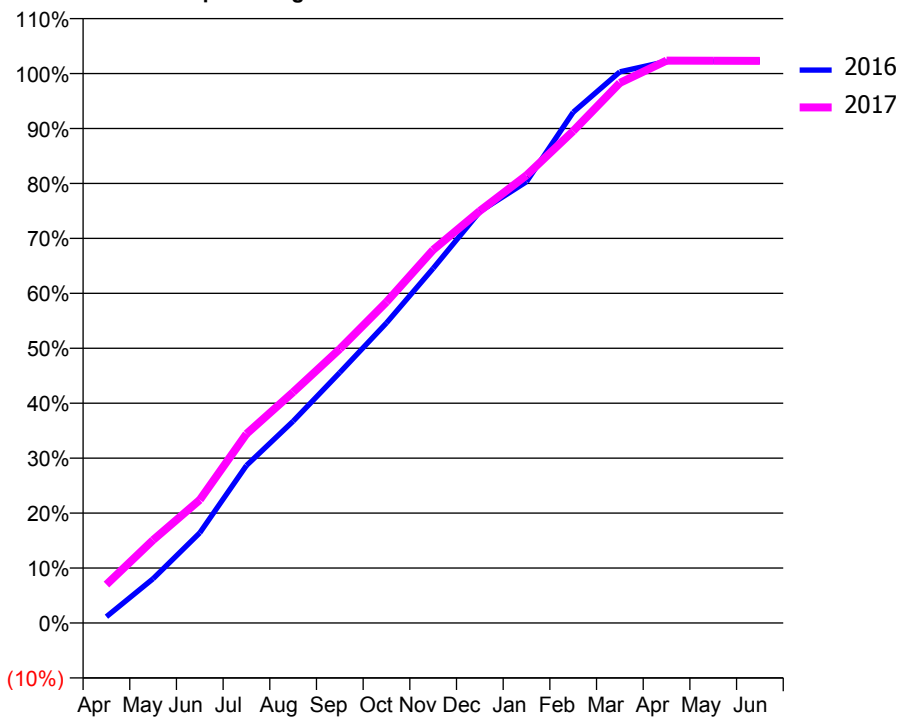
ACCESS*

Patients seen in 24 months	Total	Change since previous quarter
Quarter ending March 2016	5,199	
Quarter ending June 2016	5,207	→
Quarter ending September 2016	5,319	↑
Quarter ending December 2016	5,349	→
Quarter ending March 2017	5,348	→
Variance since March 2016	2.9%	↑



ACTIVITY

Cumulative percentage of contracted UDA delivered 2016 & 2017



Month	Adjusted Scheduled Activity (UDA)	
	2016	2017
April	251	1,530
May	1,761	3,295
June	3,580	4,889
July	6,254	7,512
August	8,013	9,168
September	9,945	10,884
October	11,915	12,746
November	14,082	14,820
December	16,340	16,364
January	17,525	17,781
February	20,282	19,538
March	21,886	21,446
April	22,300	22,333
May	22,310	22,325
June	22,310	22,319

QUALITY

	Quantity	Base Number	Contract	AT	Region	England
% of FP17s for the same patient ID Re-attending within 3 months - Children	380	2,303	16.5%	12.4%	13.3%	12.3%
% of FP17s for the same patient ID Re-attending within 3 months - Adults	1,571	6,534	24.0%	17.7%	17.3%	16.7%
% of FP17s for the same patient ID Re-attending between 3 & 9 months - Children	1,355	2,303	58.8%	53.8%	58.9%	57.6%
% of FP17s for the same patient ID Re-attending between 3 & 9 months - Adults	3,447	6,534	52.8%	44.6%	52.2%	50.1%
% of FP17s for Band 1 Urgent Courses	1,331	8,930	14.9%	11.5%	9.2%	9.1%
% of FP17s Relating to Free Repair or Replacements	169	8,930	1.9%	0.9%	1.0%	0.8%
% of FP17s Relating to Continuations	31	8,930	0.3%	1.4%	1.4%	1.2%
% of Patients satisfied with the dentistry they have received	10	11	90.9%	93.9%	93.1%	92.8%
% of Patients satisfied with the time they had to wait for an appointment	10	11	90.9%	89.4%	89.5%	88.7%

* This is based on patients treated on this contract for their most recent course of treatment. Figures in italics indicate the base number of FP17s or Patient Questionnaire responses are less than 100. N/A is shown where the base number of responses is less than 10 during the period. % is calculated as Quantity/Base number*100

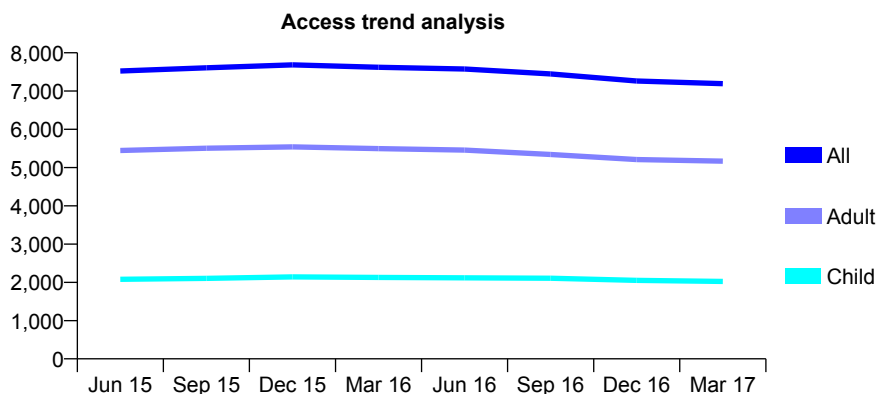
Q48 - Vital Signs At a Glance Contract Report for 891495/0001 - Year end March 2017

Name or company name	MR RK GOLLAPUDI
Contract type name	PDS Plus Contract
Purpose of contract	General
Contract start date	01/01/2011
Contract end date	31/03/2018

16/17 Contracted general activity (UDA)	24,000
Carry forward general activity (UDA)	0
16/17 Contracted orthodontic activity (UOA)	0
Carry forward orthodontic activity (UOA)	0
Baseline contract value	£319,381.22

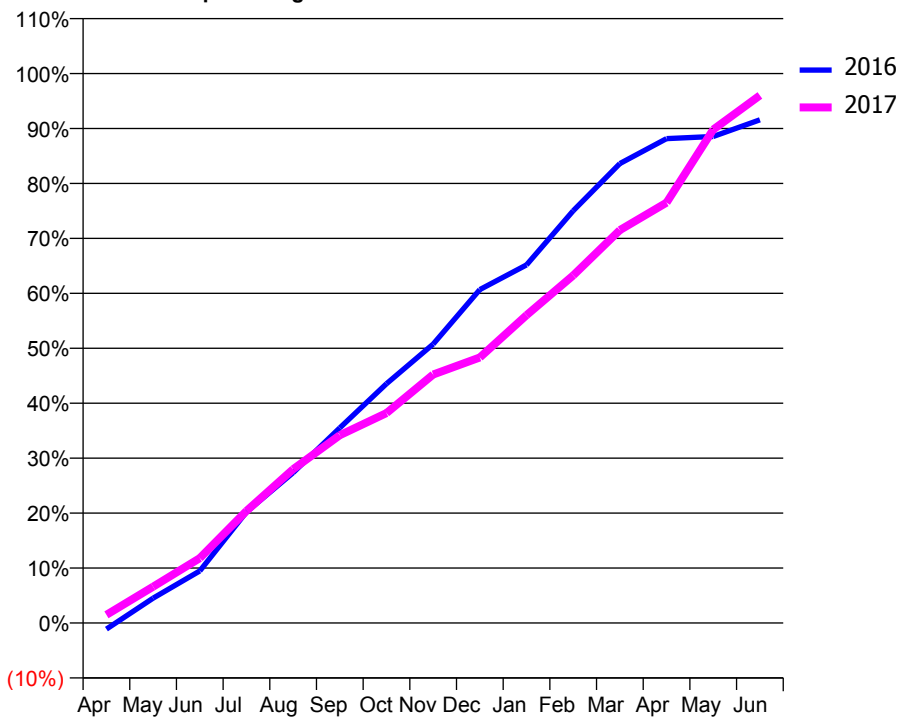
ACCESS*

Patients seen in 24 months	Total	Change since previous quarter
Quarter ending March 2016	7,623	
Quarter ending June 2016	7,575	→
Quarter ending September 2016	7,449	↓
Quarter ending December 2016	7,263	↓
Quarter ending March 2017	7,192	→
Variance since March 2016	(5.7%)	↓



ACTIVITY

Cumulative percentage of contracted UDA delivered 2016 & 2017



Adjusted Scheduled Activity (UDA)

Month	2016	2017
April	-271	359
May	1,085	1,585
June	2,272	2,831
July	4,850	4,894
August	6,566	6,716
September	8,525	8,203
October	10,450	9,169
November	12,179	10,851
December	14,562	11,598
January	15,642	13,445
February	18,007	15,180
March	20,066	17,160
April	21,154	18,358
May	21,246	21,551
June	21,975	23,043

QUALITY

	Quantity	Base Number	Contract	AT	Region	England
% of FP17s for the same patient ID Re-attending within 3 months - Children	186	2,305	8.1%	12.4%	13.3%	12.3%
% of FP17s for the same patient ID Re-attending within 3 months - Adults	808	5,457	14.8%	17.7%	17.3%	16.7%
% of FP17s for the same patient ID Re-attending between 3 & 9 months - Children	1,192	2,305	51.7%	53.8%	58.9%	57.6%
% of FP17s for the same patient ID Re-attending between 3 & 9 months - Adults	2,369	5,457	43.4%	44.6%	52.2%	50.1%
% of FP17s for Band 1 Urgent Courses	1,231	9,383	13.1%	11.5%	9.2%	9.1%
% of FP17s Relating to Free Repair or Replacements	66	9,383	0.7%	0.9%	1.0%	0.8%
% of FP17s Relating to Continuations	96	9,383	1.0%	1.4%	1.4%	1.2%
% of Patients satisfied with the dentistry they have received	22	23	95.7%	93.9%	93.1%	92.8%
% of Patients satisfied with the time they had to wait for an appointment	23	23	100.0%	89.4%	89.5%	88.7%

* This is based on patients treated on this contract for their most recent course of treatment. Figures in italics indicate the base number of FP17s or Patient Questionnaire responses are less than 100. N/A is shown where the base number of responses is less than 10 during the period. % is calculated as Quantity/Base number*100

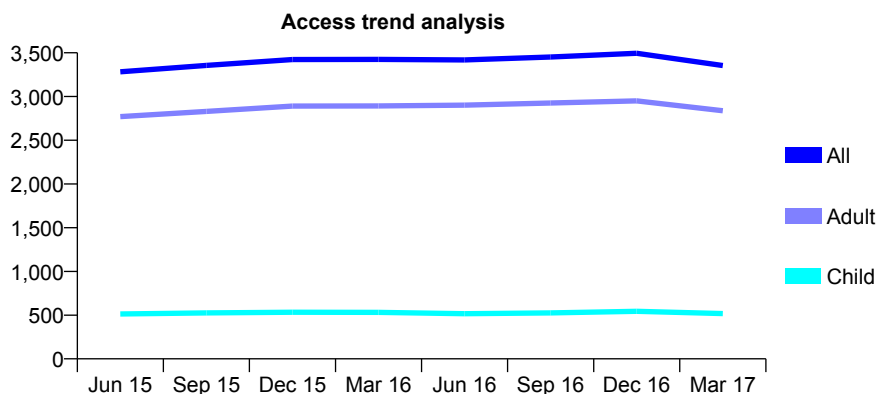
Q48 - Vital Signs At a Glance Contract Report for 895067/0003 - Year end March 2017

Name or company name	FairField Dental Surgery
Contract type name	GDS Contract
Purpose of contract	General and Orthodontic
Contract start date	01/04/2010
Contract end date	

16/17 Contracted general activity (UDA)	9,890
Carry forward general activity (UDA)	0
16/17 Contracted orthodontic activity (UOA)	50
Carry forward orthodontic activity (UOA)	0
Baseline contract value	£300,554.02

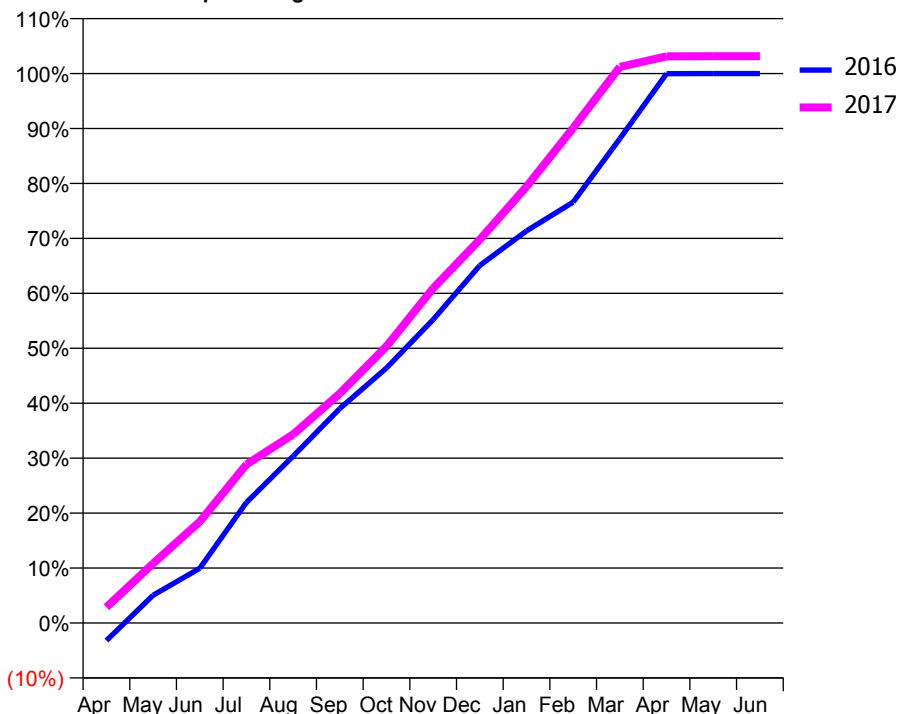
ACCESS*

Patients seen in 24 months	Total	Change since previous quarter
Quarter ending March 2016	3,424	
Quarter ending June 2016	3,418	→
Quarter ending September 2016	3,452	→
Quarter ending December 2016	3,494	→
Quarter ending March 2017	3,355	↓
Variance since March 2016	(2.0%)	↓



ACTIVITY

Cumulative percentage of contracted UDA delivered 2016 & 2017



Month	Adjusted Scheduled Activity (UDA)	
	2016	2017
April	-319	284
May	499	1,072
June	985	1,824
July	2,170	2,855
August	3,005	3,396
September	3,860	4,131
October	4,591	4,981
November	5,461	6,025
December	6,435	6,902
January	7,058	7,853
February	7,575	8,911
March	8,718	10,009
April	9,888	10,199
May	9,890	10,201
June	9,890	10,201

QUALITY

	Quantity	Base Number	Contract	AT	Region	England
% of FP17s for the same patient ID Re-attending within 3 months - Children	89	855	10.4%	12.4%	13.3%	12.3%
% of FP17s for the same patient ID Re-attending within 3 months - Adults	927	4,915	18.9%	17.7%	17.3%	16.7%
% of FP17s for the same patient ID Re-attending between 3 & 9 months - Children	380	855	44.4%	53.8%	58.9%	57.6%
% of FP17s for the same patient ID Re-attending between 3 & 9 months - Adults	2,355	4,915	47.9%	44.6%	52.2%	50.1%
% of FP17s for Band 1 Urgent Courses	822	5,164	15.9%	11.5%	9.2%	9.1%
% of FP17s Relating to Free Repair or Replacements	45	5,164	0.9%	0.9%	1.0%	0.8%
% of FP17s Relating to Continuations	147	5,164	2.8%	1.4%	1.4%	1.2%
% of Patients satisfied with the dentistry they have received	7	7	N/A	93.9%	93.1%	92.8%
% of Patients satisfied with the time they had to wait for an appointment	7	7	N/A	89.4%	89.5%	88.7%

* This is based on patients treated on this contract for their most recent course of treatment. Figures in italics indicate the base number of FP17s or Patient Questionnaire responses are less than 100. N/A is shown where the base number of responses is less than 10 during the period. % is calculated as Quantity/Base number*100

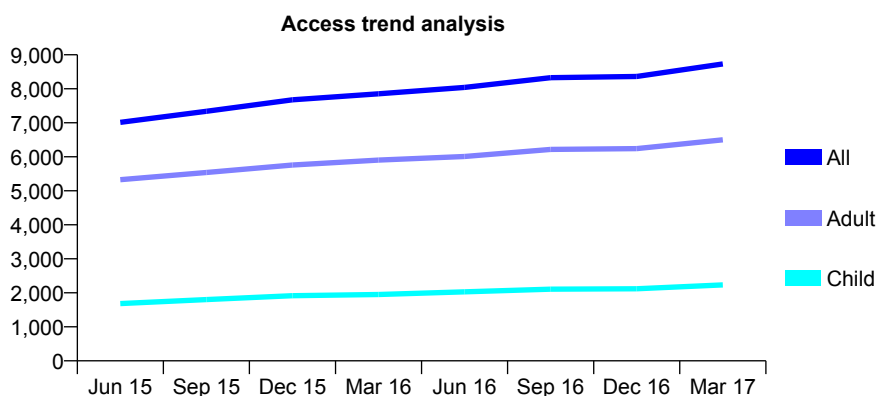
Q48 - Vital Signs At a Glance Contract Report for 905925/0002 - Year end March 2017

Name or company name	MR ND DALEY
Contract type name	Pilot Contract
Purpose of contract	General
Contract start date	01/04/2006
Contract end date	

16/17 Contracted general activity (UDA)	30,000
Carry forward general activity (UDA)	0
16/17 Contracted orthodontic activity (UOA)	0
Carry forward orthodontic activity (UOA)	0
Baseline contract value	£765,305.34

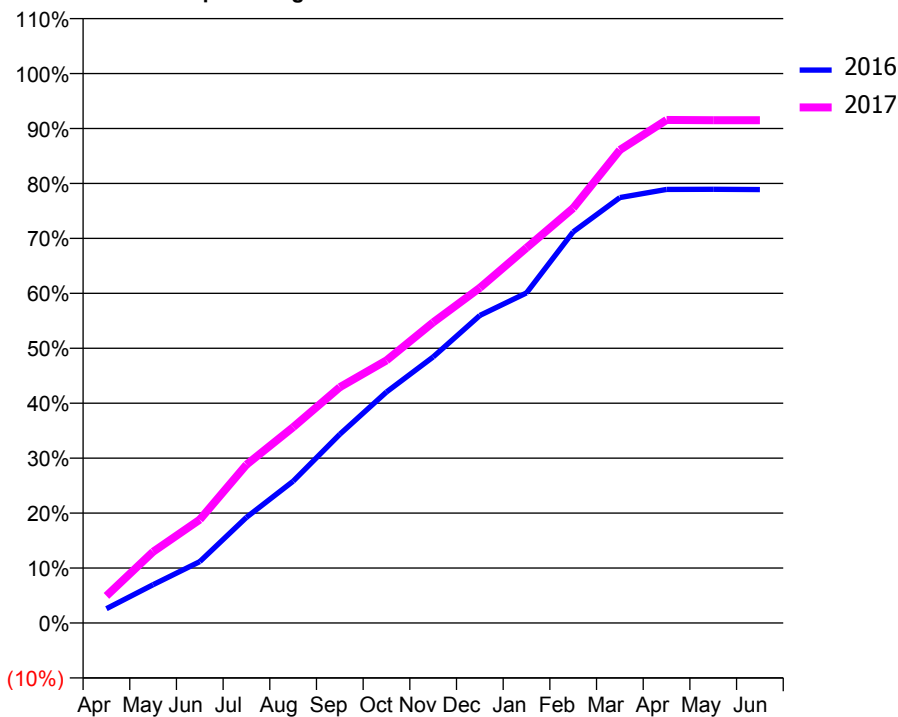
ACCESS*

Patients seen in 24 months	Total	Change since previous quarter
Quarter ending March 2016	7,854	
Quarter ending June 2016	8,040	↑
Quarter ending September 2016	8,328	↑
Quarter ending December 2016	8,363	→
Quarter ending March 2017	8,732	↑
Variance since March 2016	11.2%	↑



ACTIVITY

Cumulative percentage of contracted UDA delivered 2016 & 2017



Adjusted Scheduled Activity (UDA)

Month	2016	2017
April	782	1,483
May	2,091	3,888
June	3,350	5,647
July	5,767	8,646
August	7,741	10,691
September	10,302	12,872
October	12,613	14,342
November	14,525	16,414
December	16,791	18,297
January	18,022	20,482
February	21,354	22,651
March	23,227	25,825
April	23,672	27,465
May	23,677	27,450
June	23,664	27,450

QUALITY

	Quantity	Base Number	Contract	AT	Region	England
% of FP17s for the same patient ID Re-attending within 3 months - Children	196	2,942	6.7%	12.4%	13.3%	12.3%
% of FP17s for the same patient ID Re-attending within 3 months - Adults	1,175	7,931	14.8%	17.7%	17.3%	16.7%
% of FP17s for the same patient ID Re-attending between 3 & 9 months - Children	1,362	2,942	46.3%	53.8%	58.9%	57.6%
% of FP17s for the same patient ID Re-attending between 3 & 9 months - Adults	3,027	7,931	38.2%	44.6%	52.2%	50.1%
% of FP17s for Band 1 Urgent Courses	1,359	11,224	12.1%	11.5%	9.2%	9.1%
% of FP17s Relating to Free Repair or Replacements	115	11,224	1.0%	0.9%	1.0%	0.8%
% of FP17s Relating to Continuations	75	11,224	0.7%	1.4%	1.4%	1.2%
% of Patients satisfied with the dentistry they have received	13	16	81.3%	93.9%	93.1%	92.8%
% of Patients satisfied with the time they had to wait for an appointment	12	16	75.0%	89.4%	89.5%	88.7%

* This is based on patients treated on this contract for their most recent course of treatment. Figures in italics indicate the base number of FP17s or Patient Questionnaire responses are less than 100. N/A is shown where the base number of responses is less than 10 during the period. % is calculated as Quantity/Base number*100

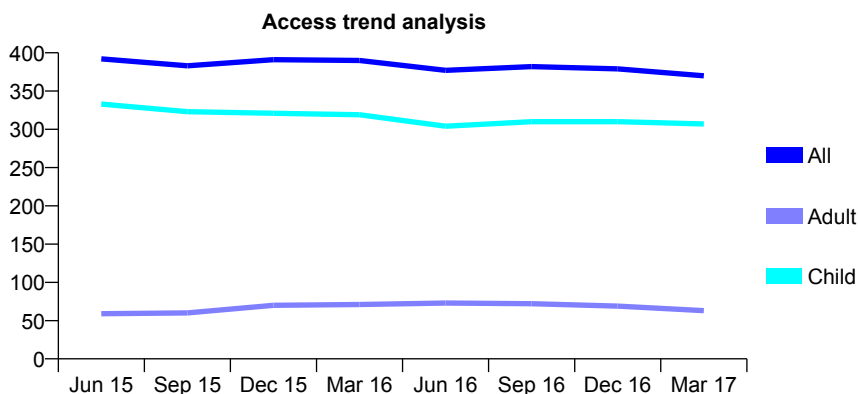
Q48 - Vital Signs At a Glance Contract Report for 906840/0001 - Year end March 2017

Name or company name	MRS HM LLOYD
Contract type name	GDS Contract
Purpose of contract	General
Contract start date	01/04/2006
Contract end date	

16/17 Contracted general activity (UDA)	886
Carry forward general activity (UDA)	0
16/17 Contracted orthodontic activity (UOA)	0
Carry forward orthodontic activity (UOA)	0
Baseline contract value	£32,943.79

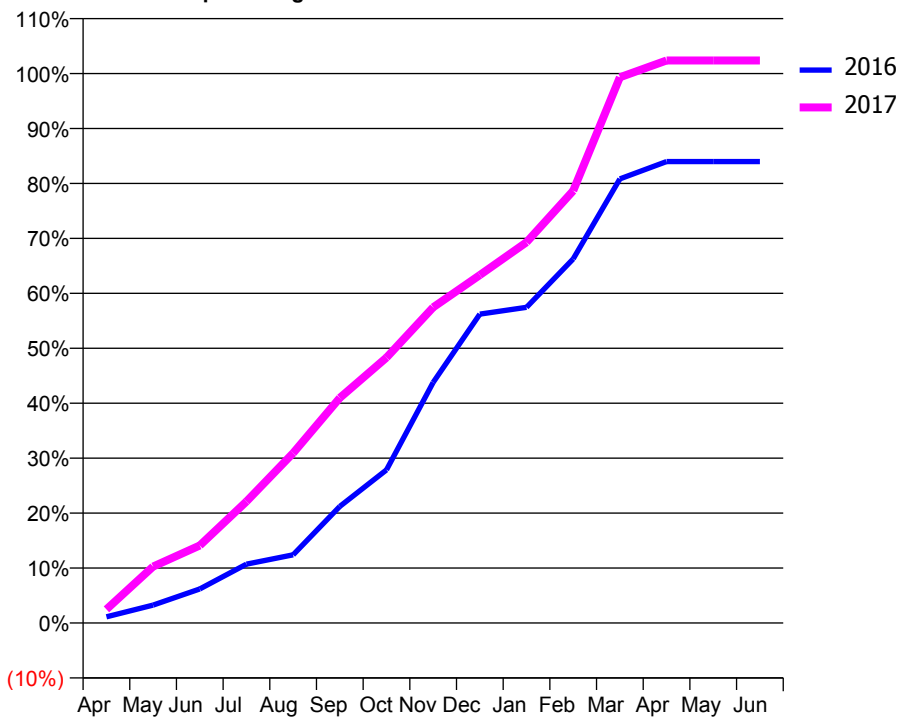
ACCESS*

Patients seen in 24 months	Total	Change since previous quarter
Quarter ending March 2016	390	
Quarter ending June 2016	377	↓
Quarter ending September 2016	382	→
Quarter ending December 2016	379	→
Quarter ending March 2017	370	↓
Variance since March 2016	(5.1%)	↓



ACTIVITY

Cumulative percentage of contracted UDA delivered 2016 & 2017



Month	Adjusted Scheduled Activity (UDA)	
	2016	2017
April	10	22
May	29	91
June	55	125
July	95	196
August	110	274
September	188	363
October	247	428
November	388	509
December	498	561
January	509	614
February	587	697
March	716	880
April	744	907
May	744	907
June	744	907

QUALITY

	Quantity	Base Number	Contract	AT	Region	England
% of FP17s for the same patient ID Re-attending within 3 months - Children	42	527	8.0%	12.4%	13.3%	12.3%
% of FP17s for the same patient ID Re-attending within 3 months - Adults	0	41	0.0%	17.7%	17.3%	16.7%
% of FP17s for the same patient ID Re-attending between 3 & 9 months - Children	347	527	65.8%	53.8%	58.9%	57.6%
% of FP17s for the same patient ID Re-attending between 3 & 9 months - Adults	31	41	75.6%	44.6%	52.2%	50.1%
% of FP17s for Band 1 Urgent Courses	0	569	0.0%	11.5%	9.2%	9.1%
% of FP17s Relating to Free Repair or Replacements	0	569	0.0%	0.9%	1.0%	0.8%
% of FP17s Relating to Continuations	22	569	3.9%	1.4%	1.4%	1.2%
% of Patients satisfied with the dentistry they have received	0	0	N/A	93.9%	93.1%	92.8%
% of Patients satisfied with the time they had to wait for an appointment	0	0	N/A	89.4%	89.5%	88.7%

* This is based on patients treated on this contract for their most recent course of treatment. Figures in italics indicate the base number of FP17s or Patient Questionnaire responses are less than 100. N/A is shown where the base number of responses is less than 10 during the period. % is calculated as Quantity/Base number*100

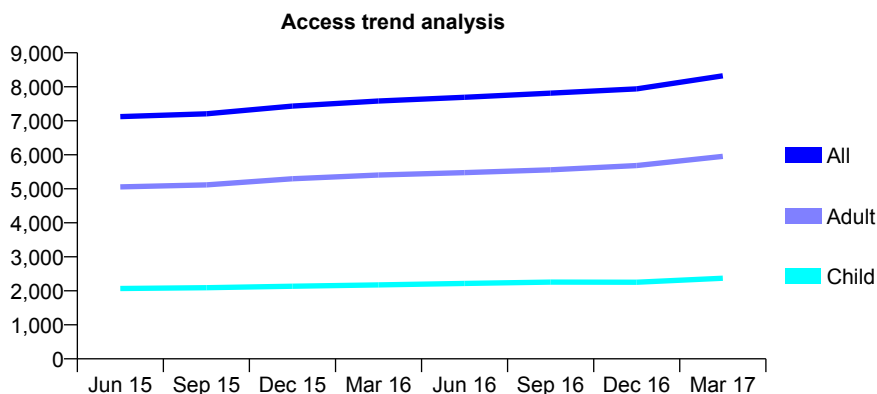
Q48 - Vital Signs At a Glance Contract Report for 907995/0001 - Year end March 2017

Name or company name	MR RJ HOLLINS
Contract type name	GDS Contract
Purpose of contract	General
Contract start date	01/04/2006
Contract end date	

16/17 Contracted general activity (UDA)	29,709
Carry forward general activity (UDA)	0
16/17 Contracted orthodontic activity (UOA)	0
Carry forward orthodontic activity (UOA)	0
Baseline contract value	£757,901.54

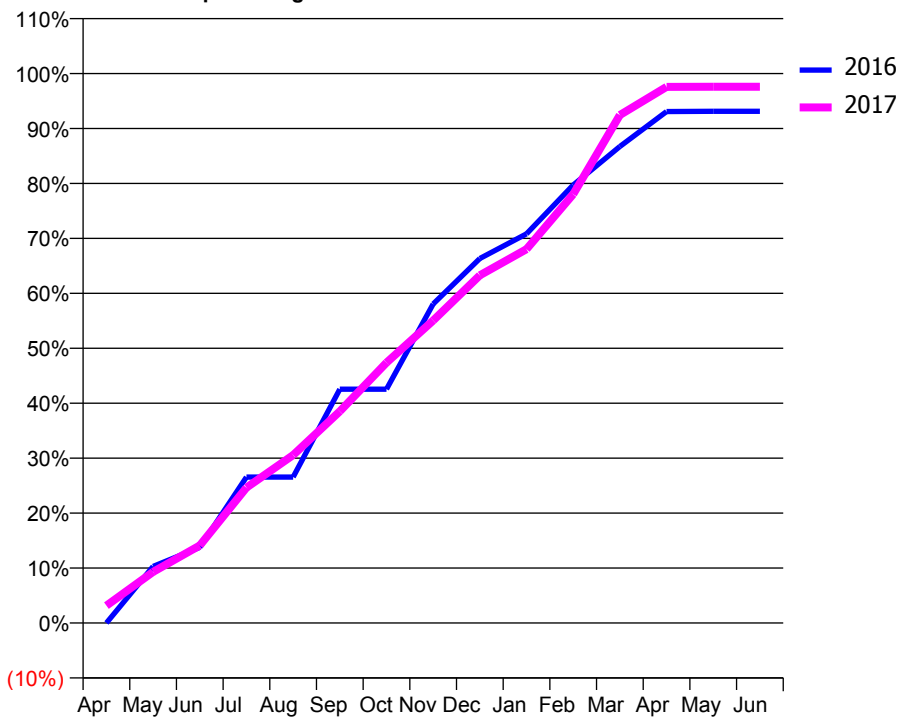
ACCESS*

Patients seen in 24 months	Total	Change since previous quarter
Quarter ending March 2016	7,582	
Quarter ending June 2016	7,693	→
Quarter ending September 2016	7,814	→
Quarter ending December 2016	7,938	→
Quarter ending March 2017	8,324	↑
Variance since March 2016	9.8%	↑



ACTIVITY

Cumulative percentage of contracted UDA delivered 2016 & 2017



Adjusted Scheduled Activity (UDA)

Month	2016	2017
April	0	944
May	3,062	2,764
June	4,089	4,195
July	7,893	7,324
August	7,893	9,078
September	12,638	11,447
October	12,638	14,074
November	17,248	16,355
December	19,704	18,802
January	21,040	20,215
February	23,679	23,179
March	25,765	27,464
April	27,653	28,983
May	27,670	28,992
June	27,669	28,992

QUALITY

	Quantity	Base Number	Contract	AT	Region	England
% of FP17s for the same patient ID Re-attending within 3 months - Children	381	3,383	11.3%	12.4%	13.3%	12.3%
% of FP17s for the same patient ID Re-attending within 3 months - Adults	1,556	7,709	20.2%	17.7%	17.3%	16.7%
% of FP17s for the same patient ID Re-attending between 3 & 9 months - Children	1,510	3,383	44.6%	53.8%	58.9%	57.6%
% of FP17s for the same patient ID Re-attending between 3 & 9 months - Adults	2,802	7,709	36.3%	44.6%	52.2%	50.1%
% of FP17s for Band 1 Urgent Courses	1,914	10,827	17.7%	11.5%	9.2%	9.1%
% of FP17s Relating to Free Repair or Replacements	51	10,827	0.5%	0.9%	1.0%	0.8%
% of FP17s Relating to Continuations	155	10,827	1.4%	1.4%	1.4%	1.2%
% of Patients satisfied with the dentistry they have received	9	9	N/A	93.9%	93.1%	92.8%
% of Patients satisfied with the time they had to wait for an appointment	6	9	N/A	89.4%	89.5%	88.7%

* This is based on patients treated on this contract for their most recent course of treatment. Figures in italics indicate the base number of FP17s or Patient Questionnaire responses are less than 100. N/A is shown where the base number of responses is less than 10 during the period. % is calculated as Quantity/Base number*100

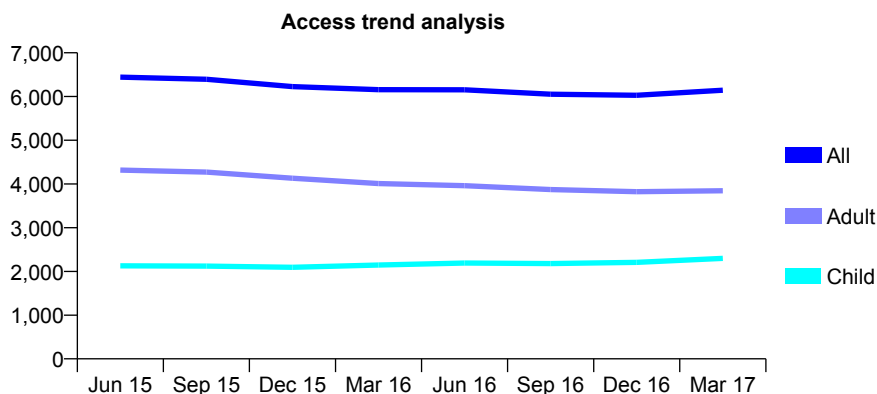
Q48 - Vital Signs At a Glance Contract Report for 907995/0002 - Year end March 2017

Name or company name	MR RJ HOLLINS
Contract type name	GDS Contract
Purpose of contract	General
Contract start date	02/01/2009
Contract end date	

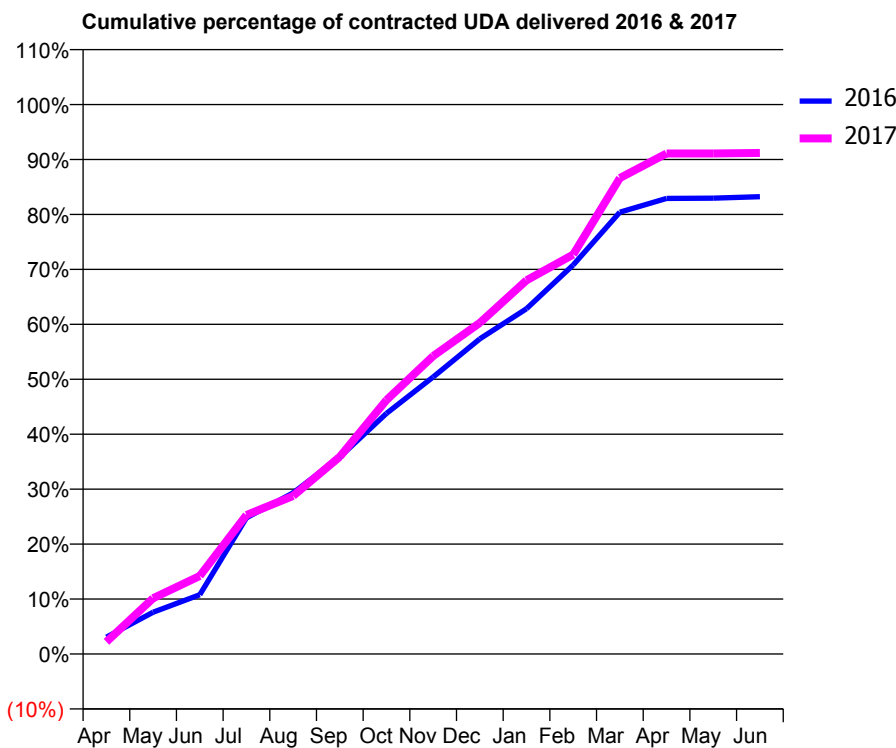
16/17 Contracted general activity (UDA)	21,710
Carry forward general activity (UDA)	0
16/17 Contracted orthodontic activity (UOA)	0
Carry forward orthodontic activity (UOA)	0
Baseline contract value	£553,814.83

ACCESS*

Patients seen in 24 months	Total	Change since previous quarter
Quarter ending March 2016	6,156	
Quarter ending June 2016	6,153	→
Quarter ending September 2016	6,053	↓
Quarter ending December 2016	6,029	→
Quarter ending March 2017	6,143	→
Variance since March 2016	(0.2%)	→



ACTIVITY



Month	Adjusted Scheduled Activity (UDA)	
	2016	2017
April	665	481
May	1,654	2,202
June	2,341	3,084
July	5,380	5,490
August	6,368	6,246
September	7,782	7,795
October	9,507	10,036
November	10,945	11,772
December	12,450	13,086
January	13,640	14,763
February	15,371	15,783
March	17,456	18,804
April	18,000	19,774
May	18,010	19,777
June	18,070	19,796

QUALITY

	Quantity	Base Number	Contract	AT	Region	England
% of FP17s for the same patient ID Re-attending within 3 months - Children	211	2,784	7.6%	12.4%	13.3%	12.3%
% of FP17s for the same patient ID Re-attending within 3 months - Adults	747	4,615	16.2%	17.7%	17.3%	16.7%
% of FP17s for the same patient ID Re-attending between 3 & 9 months - Children	1,184	2,784	42.5%	53.8%	58.9%	57.6%
% of FP17s for the same patient ID Re-attending between 3 & 9 months - Adults	1,947	4,615	42.2%	44.6%	52.2%	50.1%
% of FP17s for Band 1 Urgent Courses	710	7,532	9.4%	11.5%	9.2%	9.1%
% of FP17s Relating to Free Repair or Replacements	52	7,532	0.7%	0.9%	1.0%	0.8%
% of FP17s Relating to Continuations	60	7,532	0.8%	1.4%	1.4%	1.2%
% of Patients satisfied with the dentistry they have received	8	9	N/A	93.9%	93.1%	92.8%
% of Patients satisfied with the time they had to wait for an appointment	6	9	N/A	89.4%	89.5%	88.7%

* This is based on patients treated on this contract for their most recent course of treatment. Figures in italics indicate the base number of FP17s or Patient Questionnaire responses are less than 100. N/A is shown where the base number of responses is less than 10 during the period. % is calculated as Quantity/Base number*100

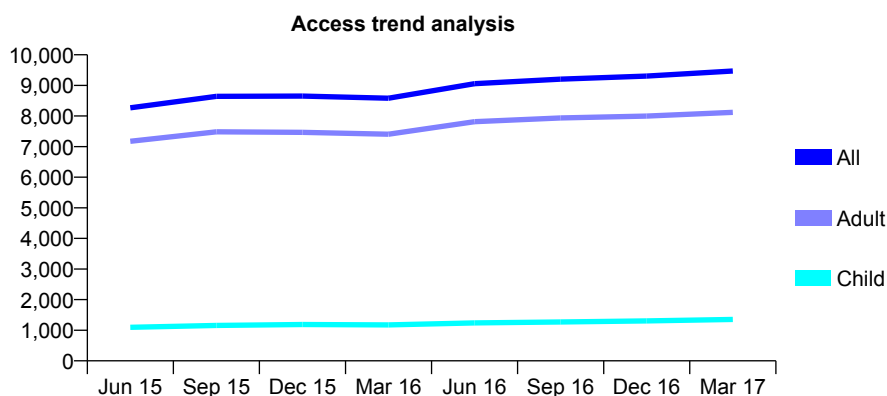
Q48 - Vital Signs At a Glance Contract Report for 907995/0003 - Year end March 2017

Name or company name	MR RJ HOLLINS
Contract type name	GDS Contract
Purpose of contract	General
Contract start date	10/08/2009
Contract end date	

16/17 Contracted general activity (UDA)	30,000
Carry forward general activity (UDA)	0
16/17 Contracted orthodontic activity (UOA)	0
Carry forward orthodontic activity (UOA)	0
Baseline contract value	£844,478.91

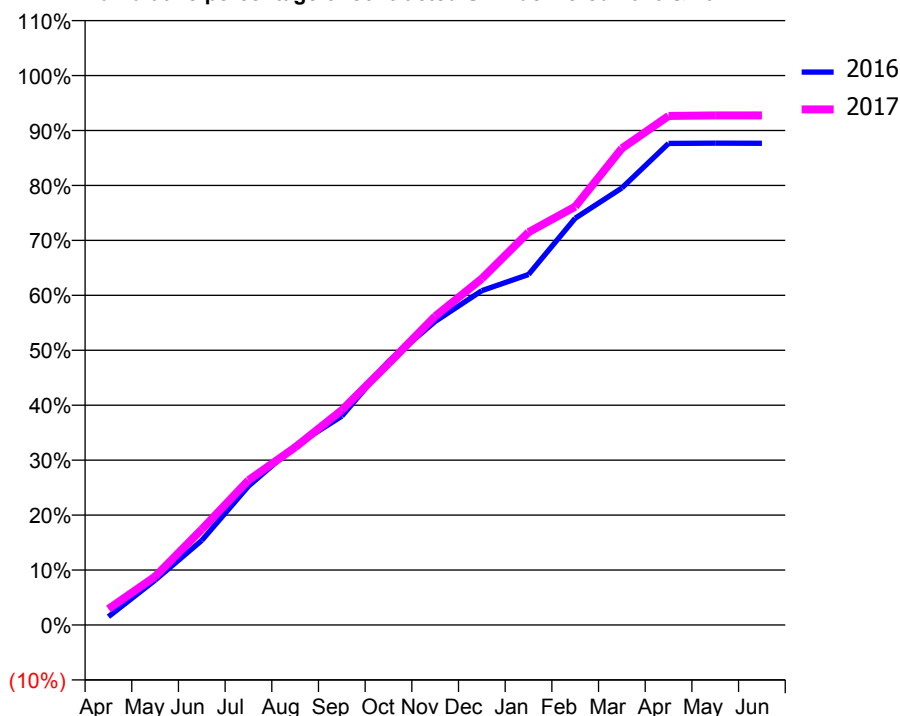
ACCESS*

Patients seen in 24 months	Total	Change since previous quarter
Quarter ending March 2016	8,581	
Quarter ending June 2016	9,055	↑
Quarter ending September 2016	9,206	→
Quarter ending December 2016	9,303	→
Quarter ending March 2017	9,472	→
Variance since March 2016	10.4%	↑



ACTIVITY

Cumulative percentage of contracted UDA delivered 2016 & 2017



Month	Adjusted Scheduled Activity (UDA)	
	2016	2017
April	455	879
May	2,448	2,649
June	4,619	5,226
July	7,584	7,900
August	9,784	9,701
September	11,405	11,731
October	14,390	14,275
November	16,576	16,856
December	18,254	18,912
January	19,136	21,446
February	22,211	22,845
March	23,861	26,023
April	26,289	27,789
May	26,306	27,818
June	26,296	27,821

QUALITY

	Quantity	Base Number	Contract	AT	Region	England
% of FP17s for the same patient ID Re-attending within 3 months - Children	170	1,910	8.9%	12.4%	13.3%	12.3%
% of FP17s for the same patient ID Re-attending within 3 months - Adults	1,534	10,457	14.7%	17.7%	17.3%	16.7%
% of FP17s for the same patient ID Re-attending between 3 & 9 months - Children	927	1,910	48.5%	53.8%	58.9%	57.6%
% of FP17s for the same patient ID Re-attending between 3 & 9 months - Adults	4,593	10,457	43.9%	44.6%	52.2%	50.1%
% of FP17s for Band 1 Urgent Courses	1,251	12,036	10.4%	11.5%	9.2%	9.1%
% of FP17s Relating to Free Repair or Replacements	46	12,036	0.4%	0.9%	1.0%	0.8%
% of FP17s Relating to Continuations	119	12,036	1.0%	1.4%	1.4%	1.2%
% of Patients satisfied with the dentistry they have received	8	10	80.0%	93.9%	93.1%	92.8%
% of Patients satisfied with the time they had to wait for an appointment	7	10	70.0%	89.4%	89.5%	88.7%

* This is based on patients treated on this contract for their most recent course of treatment. Figures in italics indicate the base number of FP17s or Patient Questionnaire responses are less than 100. N/A is shown where the base number of responses is less than 10 during the period. % is calculated as Quantity/Base number*100

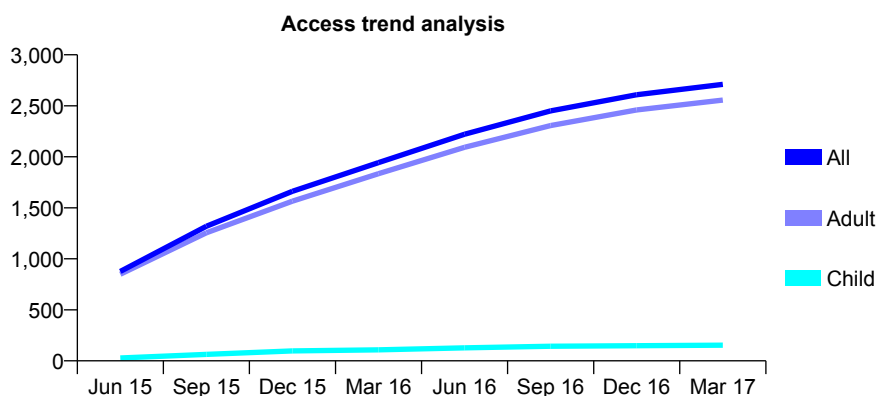
Q48 - Vital Signs At a Glance Contract Report for 907995/0005 - Year end March 2017

Name or company name	MR RJ HOLLINS
Contract type name	PDS Contract
Purpose of contract	General
Contract start date	01/09/2012
Contract end date	31/03/2018

16/17 Contracted general activity (UDA)	3,674
Carry forward general activity (UDA)	0
16/17 Contracted orthodontic activity (UOA)	0
Carry forward orthodontic activity (UOA)	0
Baseline contract value	£238,192.44

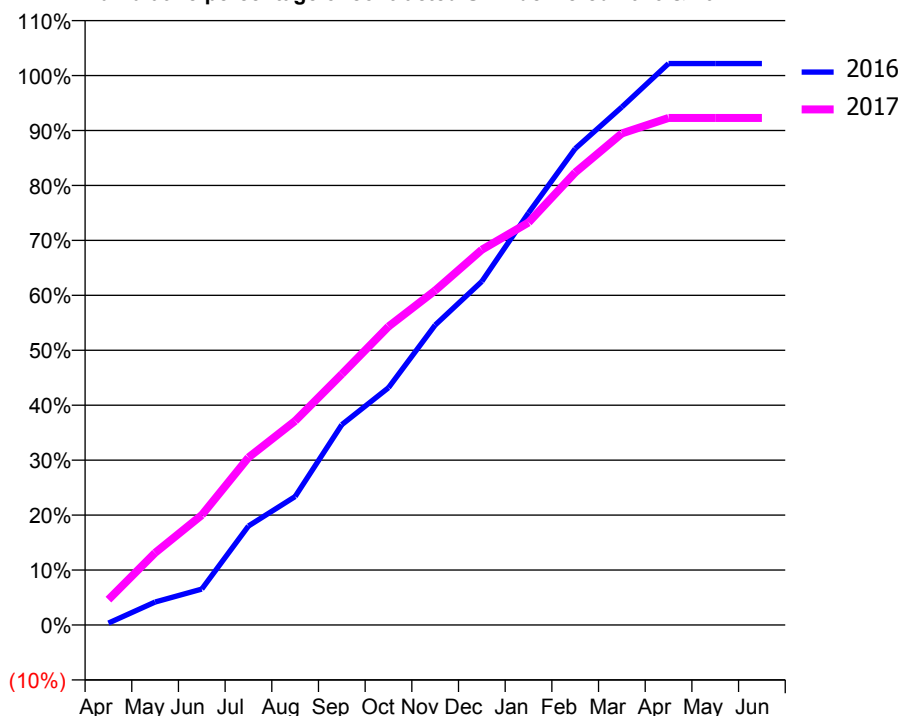
ACCESS*

Patients seen in 24 months	Total	Change since previous quarter
Quarter ending March 2016	1,943	
Quarter ending June 2016	2,221	↑
Quarter ending September 2016	2,450	↑
Quarter ending December 2016	2,609	↑
Quarter ending March 2017	2,710	↑
Variance since March 2016	39.5%	↑



ACTIVITY

Cumulative percentage of contracted UDA delivered 2016 & 2017



Month	Adjusted Scheduled Activity (UDA)	
	2016	2017
April	13	170
May	154	483
June	240	735
July	662	1,120
August	859	1,364
September	1,339	1,677
October	1,586	1,996
November	2,006	2,237
December	2,297	2,509
January	2,756	2,691
February	3,185	3,026
March	3,463	3,287
April	3,754	3,390
May	3,754	3,390
June	3,754	3,390

QUALITY

	Quantity	Base Number	Contract	AT	Region	England
% of FP17s for the same patient ID Re-attending within 3 months - Children	7	259	2.7%	12.4%	13.3%	12.3%
% of FP17s for the same patient ID Re-attending within 3 months - Adults	85	2,773	3.1%	17.7%	17.3%	16.7%
% of FP17s for the same patient ID Re-attending between 3 & 9 months - Children	2	259	0.8%	53.8%	58.9%	57.6%
% of FP17s for the same patient ID Re-attending between 3 & 9 months - Adults	54	2,773	1.9%	44.6%	52.2%	50.1%
% of FP17s for Band 1 Urgent Courses	2,759	2,800	98.5%	11.5%	9.2%	9.1%
% of FP17s Relating to Free Repair or Replacements	0	2,800	0.0%	0.9%	1.0%	0.8%
% of FP17s Relating to Continuations	0	2,800	0.0%	1.4%	1.4%	1.2%
% of Patients satisfied with the dentistry they have received	1	1	N/A	93.9%	93.1%	92.8%
% of Patients satisfied with the time they had to wait for an appointment	1	1	N/A	89.4%	89.5%	88.7%

* This is based on patients treated on this contract for their most recent course of treatment. Figures in italics indicate the base number of FP17s or Patient Questionnaire responses are less than 100. N/A is shown where the base number of responses is less than 10 during the period. % is calculated as Quantity/Base number*100

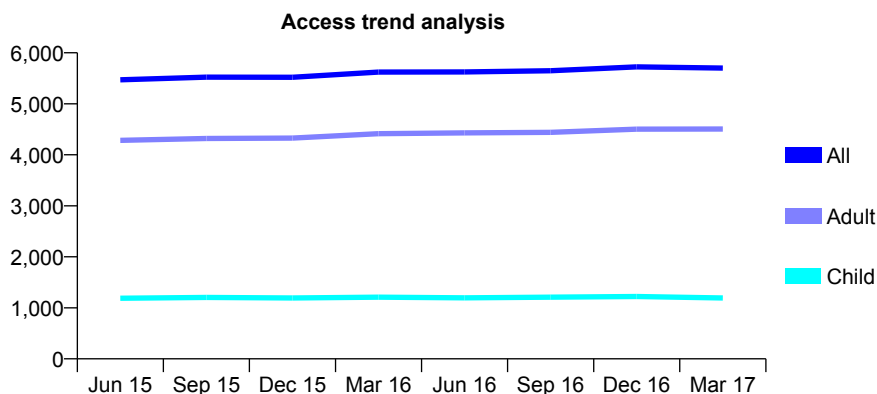
Q48 - Vital Signs At a Glance Contract Report for 909572/0001 - Year end March 2017

Name or company name	MRS JC DUNNINGS
Contract type name	GDS Contract
Purpose of contract	General
Contract start date	01/04/2006
Contract end date	

16/17 Contracted general activity (UDA)	19,259
Carry forward general activity (UDA)	223
16/17 Contracted orthodontic activity (UOA)	0
Carry forward orthodontic activity (UOA)	0
Baseline contract value	£571,313.11

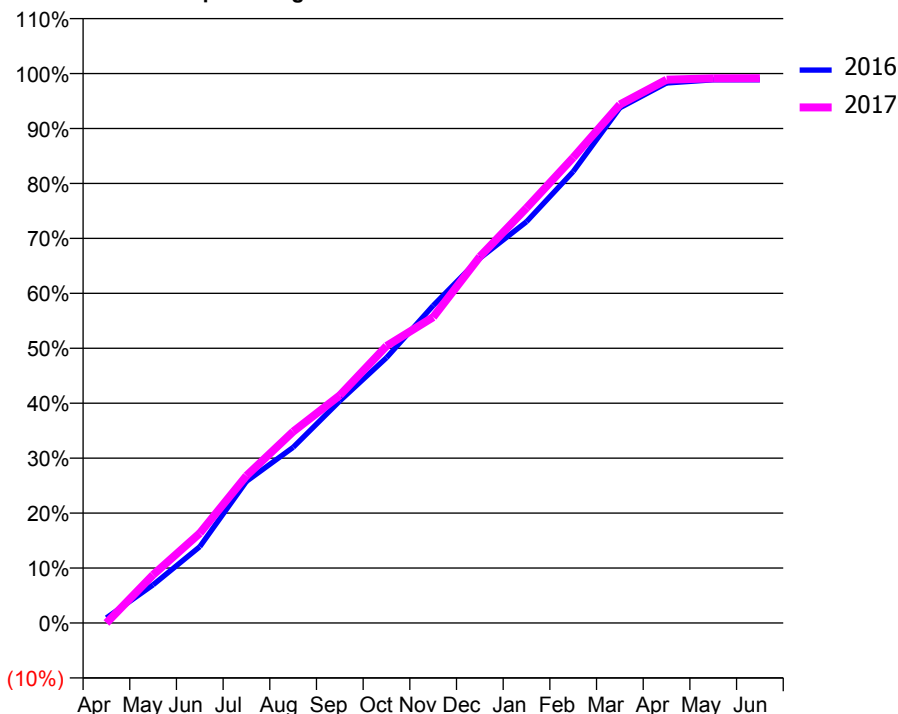
ACCESS*

Patients seen in 24 months	Total	Change since previous quarter
Quarter ending March 2016	5,622	
Quarter ending June 2016	5,626	→
Quarter ending September 2016	5,648	→
Quarter ending December 2016	5,724	→
Quarter ending March 2017	5,700	→
Variance since March 2016	1.4%	→



ACTIVITY

Cumulative percentage of contracted UDA delivered 2016 & 2017



Adjusted Scheduled Activity (UDA)

Month	2016	2017
April	179	-3
May	1,341	1,687
June	2,678	3,149
July	4,963	5,162
August	6,157	6,707
September	7,783	7,979
October	9,300	9,711
November	11,125	10,718
December	12,784	12,839
January	14,066	14,548
February	15,820	16,314
March	18,056	18,172
April	18,927	19,042
May	19,036	19,091
June	19,036	19,095

QUALITY

	Quantity	Base Number	Contract	AT	Region	England
% of FP17s for the same patient ID Re-attending within 3 months - Children	340	2,279	14.9%	12.4%	13.3%	12.3%
% of FP17s for the same patient ID Re-attending within 3 months - Adults	1,173	6,126	19.1%	17.7%	17.3%	16.7%
% of FP17s for the same patient ID Re-attending between 3 & 9 months - Children	1,456	2,279	63.9%	53.8%	58.9%	57.6%
% of FP17s for the same patient ID Re-attending between 3 & 9 months - Adults	2,019	6,126	33.0%	44.6%	52.2%	50.1%
% of FP17s for Band 1 Urgent Courses	1,055	8,366	12.6%	11.5%	9.2%	9.1%
% of FP17s Relating to Free Repair or Replacements	134	8,366	1.6%	0.9%	1.0%	0.8%
% of FP17s Relating to Continuations	136	8,366	1.6%	1.4%	1.4%	1.2%
% of Patients satisfied with the dentistry they have received	16	17	94.1%	93.9%	93.1%	92.8%
% of Patients satisfied with the time they had to wait for an appointment	15	17	88.2%	89.4%	89.5%	88.7%

* This is based on patients treated on this contract for their most recent course of treatment. Figures in italics indicate the base number of FP17s or Patient Questionnaire responses are less than 100. N/A is shown where the base number of responses is less than 10 during the period. % is calculated as Quantity/Base number*100

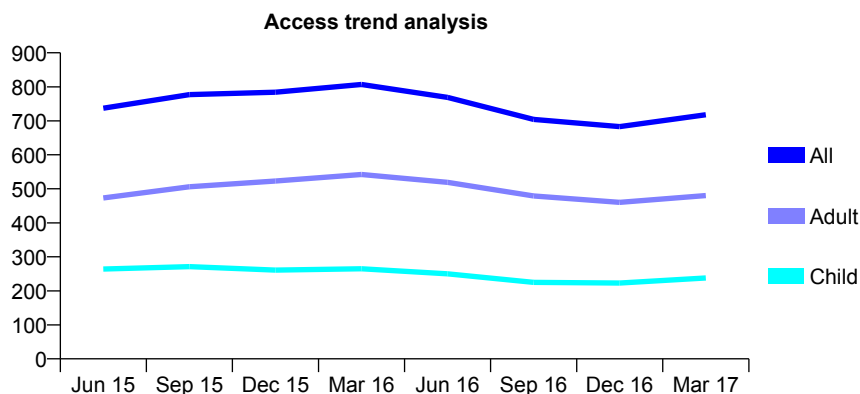
Q48 - Vital Signs At a Glance Contract Report for 914509/0001 - Year end March 2017

Name or company name	MISS LS HUSAIN
Contract type name	GDS Contract
Purpose of contract	General
Contract start date	01/04/2006
Contract end date	

16/17 Contracted general activity (UDA)	2,656
Carry forward general activity (UDA)	0
16/17 Contracted orthodontic activity (UOA)	0
Carry forward orthodontic activity (UOA)	0
Baseline contract value	£133,635.68

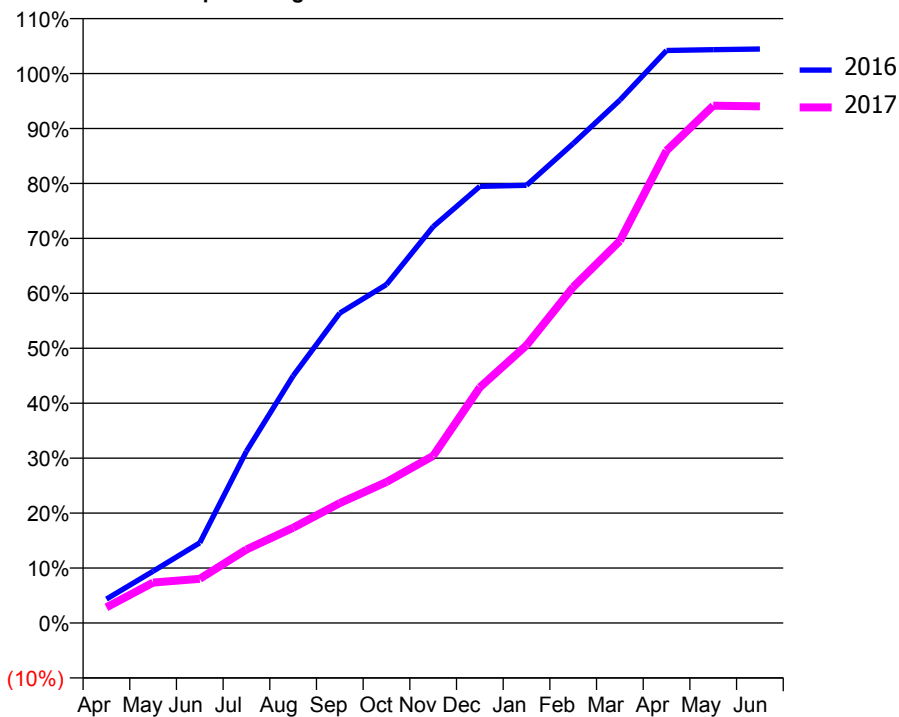
ACCESS*

Patients seen in 24 months	Total	Change since previous quarter
Quarter ending March 2016	807	
Quarter ending June 2016	769	↓
Quarter ending September 2016	704	↓
Quarter ending December 2016	683	↓
Quarter ending March 2017	718	↑
Variance since March 2016	(11.0%)	↓



ACTIVITY

Cumulative percentage of contracted UDA delivered 2016 & 2017



Month	Adjusted Scheduled Activity (UDA)	
	2016	2017
April	116	76
May	251	196
June	388	214
July	831	355
August	1,194	461
September	1,498	580
October	1,636	681
November	1,916	808
December	2,110	1,139
January	2,116	1,342
February	2,317	1,624
March	2,528	1,847
April	2,767	2,283
May	2,771	2,500
June	2,774	2,497

QUALITY

	Quantity	Base Number	Contract	AT	Region	England
% of FP17s for the same patient ID Re-attending within 3 months - Children	80	296	27.0%	12.4%	13.3%	12.3%
% of FP17s for the same patient ID Re-attending within 3 months - Adults	104	519	20.0%	17.7%	17.3%	16.7%
% of FP17s for the same patient ID Re-attending between 3 & 9 months - Children	105	296	35.5%	53.8%	58.9%	57.6%
% of FP17s for the same patient ID Re-attending between 3 & 9 months - Adults	178	519	34.3%	44.6%	52.2%	50.1%
% of FP17s for Band 1 Urgent Courses	117	864	13.5%	11.5%	9.2%	9.1%
% of FP17s Relating to Free Repair or Replacements	9	864	1.0%	0.9%	1.0%	0.8%
% of FP17s Relating to Continuations	3	864	0.3%	1.4%	1.4%	1.2%
% of Patients satisfied with the dentistry they have received	1	1	N/A	93.9%	93.1%	92.8%
% of Patients satisfied with the time they had to wait for an appointment	1	1	N/A	89.4%	89.5%	88.7%

* This is based on patients treated on this contract for their most recent course of treatment. Figures in italics indicate the base number of FP17s or Patient Questionnaire responses are less than 100. N/A is shown where the base number of responses is less than 10 during the period. % is calculated as Quantity/Base number*100

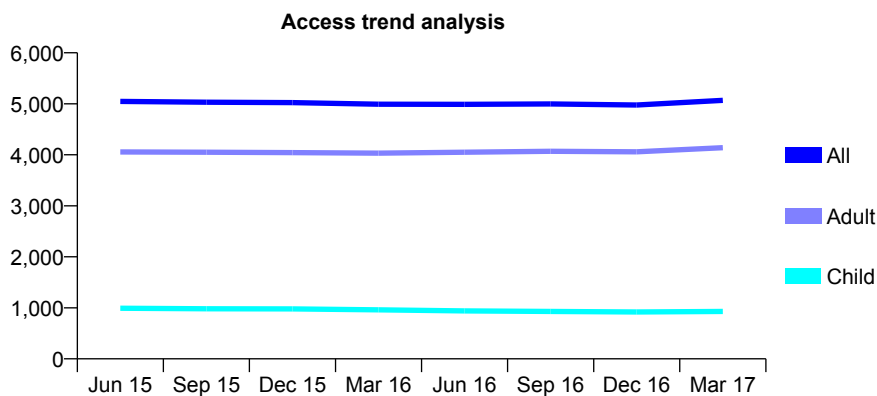
Q48 - Vital Signs At a Glance Contract Report for 916625/0001 - Year end March 2017

Name or company name	MR S ORME
Contract type name	GDS Contract
Purpose of contract	General
Contract start date	01/04/2006
Contract end date	

16/17 Contracted general activity (UDA)	19,957
Carry forward general activity (UDA)	0
16/17 Contracted orthodontic activity (UOA)	0
Carry forward orthodontic activity (UOA)	0
Baseline contract value	£628,939.24

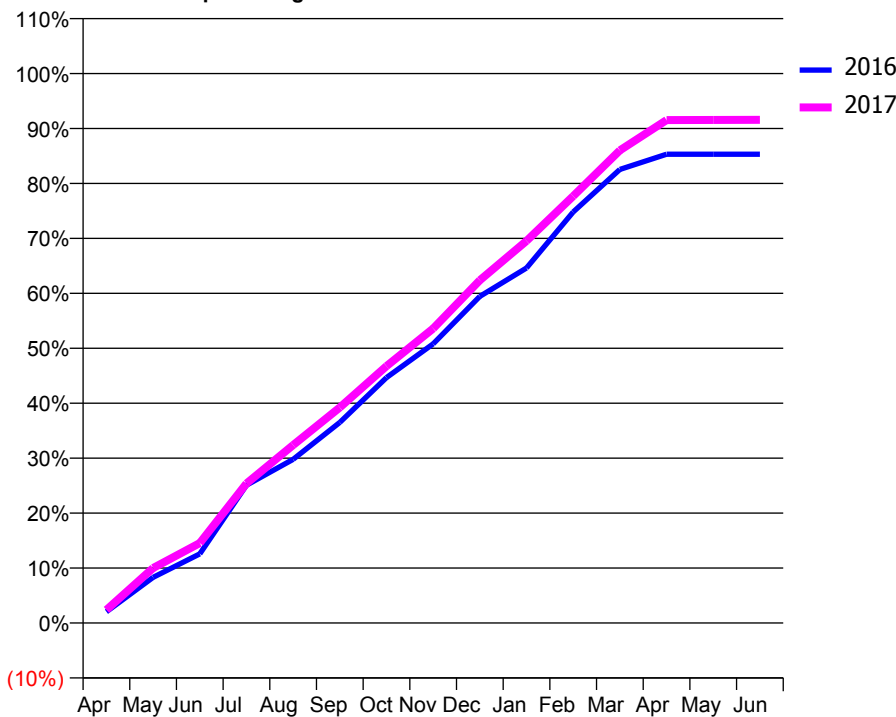
ACCESS*

Patients seen in 24 months	Total	Change since previous quarter
Quarter ending March 2016	4,993	
Quarter ending June 2016	4,990	→
Quarter ending September 2016	4,998	→
Quarter ending December 2016	4,976	→
Quarter ending March 2017	5,069	→
Variance since March 2016	1.5%	→



ACTIVITY

Cumulative percentage of contracted UDA delivered 2016 & 2017



Month	Adjusted Scheduled Activity (UDA)	
	2016	2017
April	408	479
May	1,660	1,997
June	2,513	2,904
July	5,006	5,068
August	5,944	6,465
September	7,285	7,829
October	8,915	9,330
November	10,138	10,696
December	11,861	12,450
January	12,893	13,880
February	14,929	15,502
March	16,475	17,164
April	17,023	18,265
May	17,027	18,269
June	17,027	18,273

QUALITY

	Quantity	Base Number	Contract	AT	Region	England
% of FP17s for the same patient ID Re-attending within 3 months - Children	213	1,751	12.2%	12.4%	13.3%	12.3%
% of FP17s for the same patient ID Re-attending within 3 months - Adults	906	5,412	16.7%	17.7%	17.3%	16.7%
% of FP17s for the same patient ID Re-attending between 3 & 9 months - Children	1,233	1,751	70.4%	53.8%	58.9%	57.6%
% of FP17s for the same patient ID Re-attending between 3 & 9 months - Adults	1,907	5,412	35.2%	44.6%	52.2%	50.1%
% of FP17s for Band 1 Urgent Courses	339	7,286	4.7%	11.5%	9.2%	9.1%
% of FP17s Relating to Free Repair or Replacements	156	7,286	2.1%	0.9%	1.0%	0.8%
% of FP17s Relating to Continuations	72	7,286	1.0%	1.4%	1.4%	1.2%
% of Patients satisfied with the dentistry they have received	25	26	96.2%	93.9%	93.1%	92.8%
% of Patients satisfied with the time they had to wait for an appointment	23	26	88.5%	89.4%	89.5%	88.7%

* This is based on patients treated on this contract for their most recent course of treatment. Figures in italics indicate the base number of FP17s or Patient Questionnaire responses are less than 100. N/A is shown where the base number of responses is less than 10 during the period. % is calculated as Quantity/Base number*100

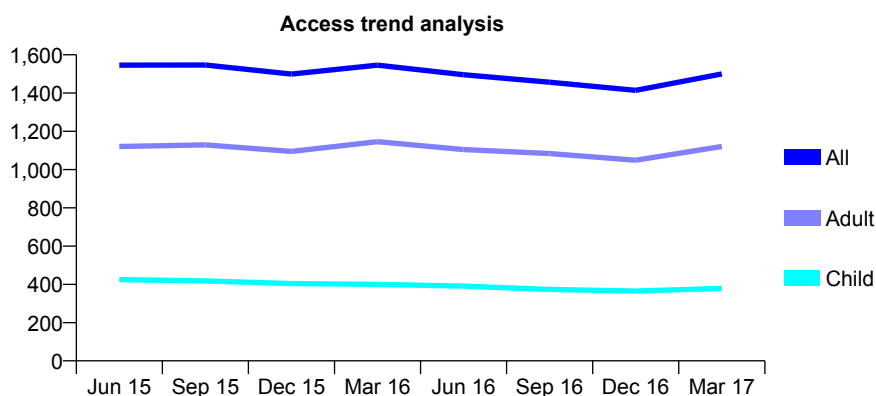
Q48 - Vital Signs At a Glance Contract Report for 916757/0004 - Year end March 2017

Name or company name	MR KJ KHAN
Contract type name	GDS Contract
Purpose of contract	General
Contract start date	01/04/2007
Contract end date	

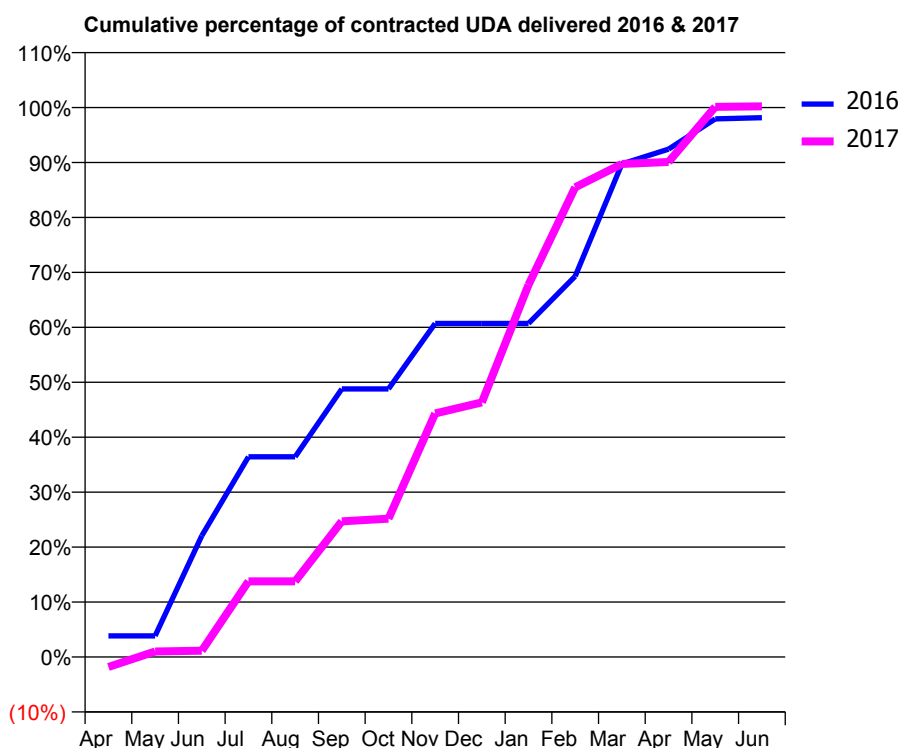
16/17 Contracted general activity (UDA)	3,428
Carry forward general activity (UDA)	63
16/17 Contracted orthodontic activity (UOA)	0
Carry forward orthodontic activity (UOA)	0
Baseline contract value	£87,448.89

ACCESS*

Patients seen in 24 months	Total	Change since previous quarter
Quarter ending March 2016	1,546	
Quarter ending June 2016	1,496	↓
Quarter ending September 2016	1,457	↓
Quarter ending December 2016	1,414	↓
Quarter ending March 2017	1,500	↑
Variance since March 2016	(3.0%)	↓



ACTIVITY



Month	Adjusted Scheduled Activity (UDA)	
	2016	2017
April	132	-63
May	132	34
June	757	39
July	1,249	472
August	1,249	472
September	1,672	846
October	1,672	863
November	2,081	1,520
December	2,081	1,589
January	2,081	2,322
February	2,376	2,930
March	3,076	3,076
April	3,168	3,088
May	3,357	3,432
June	3,365	3,436

QUALITY

	Quantity	Base Number	Contract	AT	Region	England
% of FP17s for the same patient ID Re-attending within 3 months - Children	18	414	4.3%	12.4%	13.3%	12.3%
% of FP17s for the same patient ID Re-attending within 3 months - Adults	150	1,139	13.2%	17.7%	17.3%	16.7%
% of FP17s for the same patient ID Re-attending between 3 & 9 months - Children	136	414	32.9%	53.8%	58.9%	57.6%
% of FP17s for the same patient ID Re-attending between 3 & 9 months - Adults	253	1,139	22.2%	44.6%	52.2%	50.1%
% of FP17s for Band 1 Urgent Courses	146	1,548	9.4%	11.5%	9.2%	9.1%
% of FP17s Relating to Free Repair or Replacements	0	1,548	0.0%	0.9%	1.0%	0.8%
% of FP17s Relating to Continuations	4	1,548	0.3%	1.4%	1.4%	1.2%
% of Patients satisfied with the dentistry they have received	4	4	N/A	93.9%	93.1%	92.8%
% of Patients satisfied with the time they had to wait for an appointment	4	4	N/A	89.4%	89.5%	88.7%

* This is based on patients treated on this contract for their most recent course of treatment. Figures in italics indicate the base number of FP17s or Patient Questionnaire responses are less than 100. N/A is shown where the base number of responses is less than 10 during the period. % is calculated as Quantity/Base number*100

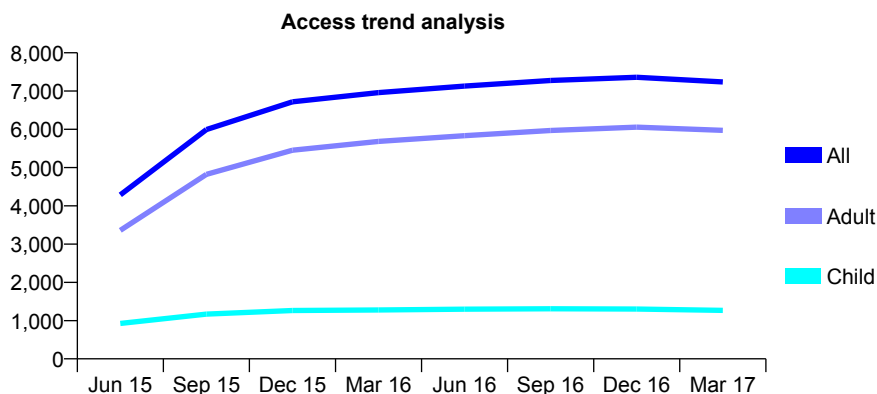
Q48 - Vital Signs At a Glance Contract Report for 931144/0002 - Year end March 2017

Name or company name	ROE LANE FAMILY DENTAL PRACTICE F
Contract type name	GDS Contract
Purpose of contract	General
Contract start date	01/02/2015
Contract end date	

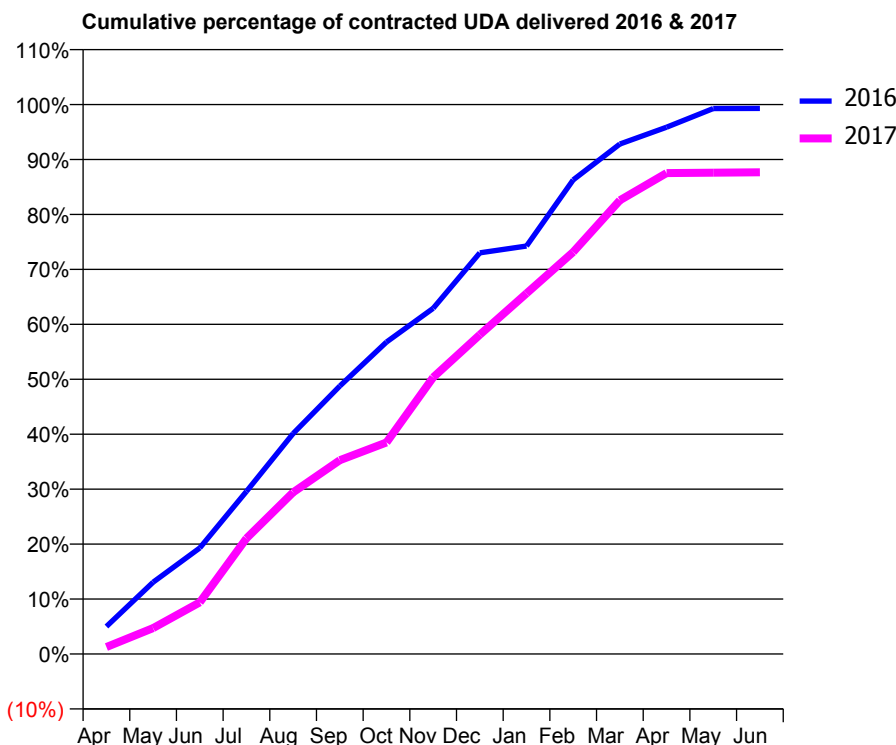
16/17 Contracted general activity (UDA)	25,170
Carry forward general activity (UDA)	178
16/17 Contracted orthodontic activity (UOA)	0
Carry forward orthodontic activity (UOA)	0
Baseline contract value	£779,571.42

ACCESS*

Patients seen in 24 months	Total	Change since previous quarter
Quarter ending March 2016	6,958	
Quarter ending June 2016	7,132	↑
Quarter ending September 2016	7,278	↑
Quarter ending December 2016	7,360	→
Quarter ending March 2017	7,240	↓
Variance since March 2016	4.1%	↑



ACTIVITY



Month	Adjusted Scheduled Activity (UDA)	
	2016	2017
April	1,262	320
May	3,290	1,189
June	4,856	2,366
July	7,450	5,300
August	10,098	7,408
September	12,272	8,877
October	14,292	9,692
November	15,832	12,670
December	18,377	14,624
January	18,690	16,518
February	21,716	18,411
March	23,362	20,779
April	24,129	22,031
May	24,984	22,047
June	24,992	22,066

QUALITY

	Quantity	Base Number	Contract	AT	Region	England
% of FP17s for the same patient ID Re-attending within 3 months - Children	169	2,112	8.0%	12.4%	13.3%	12.3%
% of FP17s for the same patient ID Re-attending within 3 months - Adults	1,625	9,548	17.0%	17.7%	17.3%	16.7%
% of FP17s for the same patient ID Re-attending between 3 & 9 months - Children	1,372	2,112	65.0%	53.8%	58.9%	57.6%
% of FP17s for the same patient ID Re-attending between 3 & 9 months - Adults	5,852	9,548	61.3%	44.6%	52.2%	50.1%
% of FP17s for Band 1 Urgent Courses	1,138	11,337	10.0%	11.5%	9.2%	9.1%
% of FP17s Relating to Free Repair or Replacements	115	11,337	1.0%	0.9%	1.0%	0.8%
% of FP17s Relating to Continuations	254	11,337	2.2%	1.4%	1.4%	1.2%
% of Patients satisfied with the dentistry they have received	31	32	96.9%	93.9%	93.1%	92.8%
% of Patients satisfied with the time they had to wait for an appointment	28	32	87.5%	89.4%	89.5%	88.7%

* This is based on patients treated on this contract for their most recent course of treatment. Figures in italics indicate the base number of FP17s or Patient Questionnaire responses are less than 100. N/A is shown where the base number of responses is less than 10 during the period. % is calculated as Quantity/Base number*100

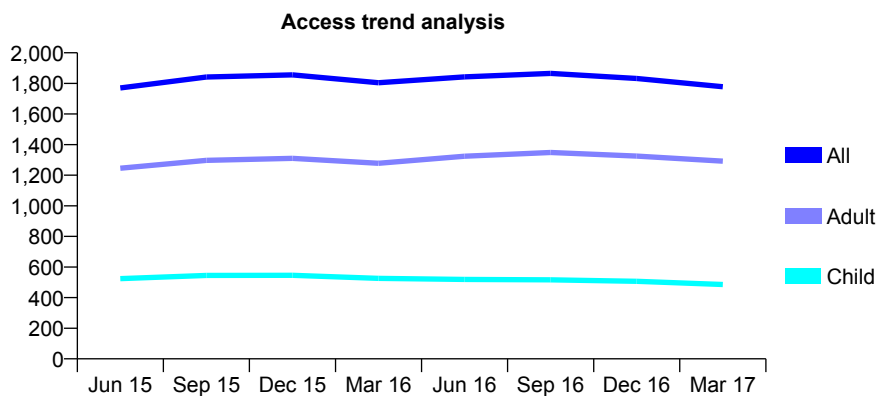
Q48 - Vital Signs At a Glance Contract Report for 935581/0002 - Year end March 2017

Name or company name	MR MH AL-SHARKAWI
Contract type name	GDS Contract
Purpose of contract	General
Contract start date	01/04/2006
Contract end date	

16/17 Contracted general activity (UDA)	4,685
Carry forward general activity (UDA)	0
16/17 Contracted orthodontic activity (UOA)	0
Carry forward orthodontic activity (UOA)	0
Baseline contract value	£127,125.43

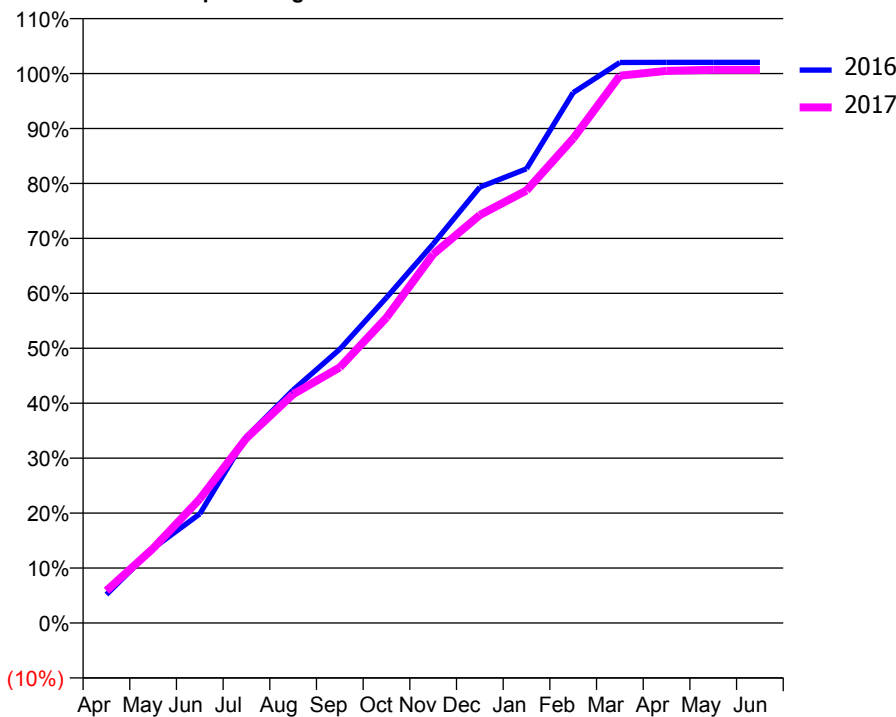
ACCESS*

Patients seen in 24 months	Total	Change since previous quarter
Quarter ending March 2016	1,804	
Quarter ending June 2016	1,843	↑
Quarter ending September 2016	1,865	→
Quarter ending December 2016	1,832	↓
Quarter ending March 2017	1,778	↓
Variance since March 2016	(1.4%)	↓



ACTIVITY

Cumulative percentage of contracted UDA delivered 2016 & 2017



Month	Adjusted Scheduled Activity (UDA)	
	2016	2017
April	243	276
May	637	636
June	930	1,058
July	1,588	1,577
August	1,987	1,951
September	2,335	2,180
October	2,775	2,604
November	3,232	3,144
December	3,716	3,478
January	3,873	3,688
February	4,522	4,130
March	4,779	4,667
April	4,780	4,707
May	4,780	4,716
June	4,780	4,716

QUALITY

	Quantity	Base Number	Contract	AT	Region	England
% of FP17s for the same patient ID Re-attending within 3 months - Children	26	502	5.2%	12.4%	13.3%	12.3%
% of FP17s for the same patient ID Re-attending within 3 months - Adults	95	1,223	7.8%	17.7%	17.3%	16.7%
% of FP17s for the same patient ID Re-attending between 3 & 9 months - Children	168	502	33.5%	53.8%	58.9%	57.6%
% of FP17s for the same patient ID Re-attending between 3 & 9 months - Adults	399	1,223	32.6%	44.6%	52.2%	50.1%
% of FP17s for Band 1 Urgent Courses	121	1,741	7.0%	11.5%	9.2%	9.1%
% of FP17s Relating to Free Repair or Replacements	3	1,741	0.2%	0.9%	1.0%	0.8%
% of FP17s Relating to Continuations	0	1,741	0.0%	1.4%	1.4%	1.2%
% of Patients satisfied with the dentistry they have received	3	3	N/A	93.9%	93.1%	92.8%
% of Patients satisfied with the time they had to wait for an appointment	3	3	N/A	89.4%	89.5%	88.7%

* This is based on patients treated on this contract for their most recent course of treatment. Figures in italics indicate the base number of FP17s or Patient Questionnaire responses are less than 100. N/A is shown where the base number of responses is less than 10 during the period. % is calculated as Quantity/Base number*100

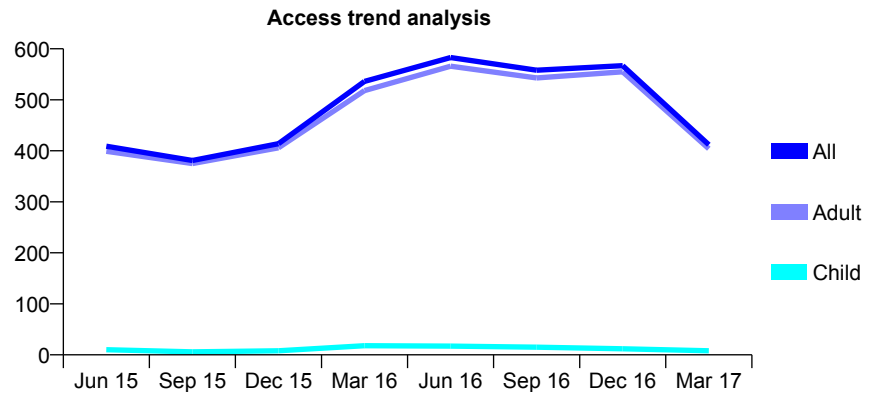
Q48 - Vital Signs At a Glance Contract Report for 947601/0001 - Year end March 2017

Name or company name	MR SS KELSO
Contract type name	PDS Contract
Purpose of contract	General
Contract start date	01/04/2006
Contract end date	30/11/2016

16/17 Contracted general activity (UDA)	1,146
Carry forward general activity (UDA)	0
16/17 Contracted orthodontic activity (UOA)	0
Carry forward orthodontic activity (UOA)	0
Baseline contract value	£63,881.04

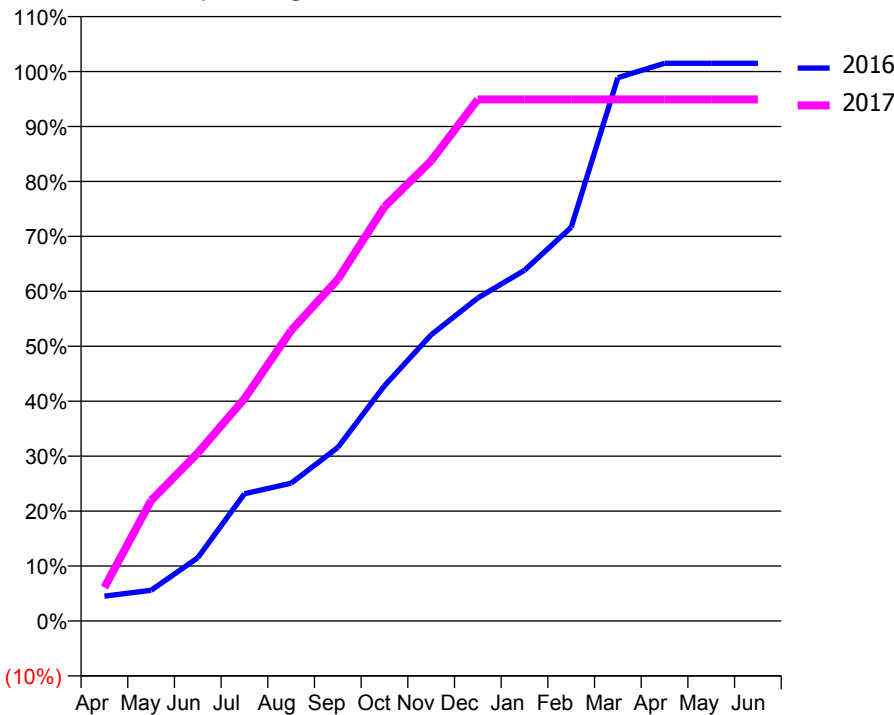
ACCESS*

Patients seen in 24 months	Total	Change since previous quarter
Quarter ending March 2016	536	
Quarter ending June 2016	583	↑
Quarter ending September 2016	558	↓
Quarter ending December 2016	567	→
Quarter ending March 2017	412	↓
Variance since March 2016	(23.1%)	↓



ACTIVITY

Cumulative percentage of contracted UDA delivered 2016 & 2017



Month	Adjusted Scheduled Activity (UDA)	
	2016	2017
April	78	70
May	96	251
June	198	351
July	398	464
August	431	606
September	543	713
October	736	864
November	895	960
December	1,010	1,088
January	1,097	1,088
February	1,232	1,088
March	1,700	1,088
April	1,745	1,088
May	1,745	1,088
June	1,745	1,088

QUALITY

	Quantity	Base Number	Contract	AT	Region	England
% of FP17s for the same patient ID Re-attending within 3 months - Children	0	11	0.0%	12.4%	13.3%	12.3%
% of FP17s for the same patient ID Re-attending within 3 months - Adults	2	389	0.5%	17.7%	17.3%	16.7%
% of FP17s for the same patient ID Re-attending between 3 & 9 months - Children	0	11	0.0%	53.8%	58.9%	57.6%
% of FP17s for the same patient ID Re-attending between 3 & 9 months - Adults	1	389	0.3%	44.6%	52.2%	50.1%
% of FP17s for Band 1 Urgent Courses	29	386	7.5%	11.5%	9.2%	9.1%
% of FP17s Relating to Free Repair or Replacements	0	386	0.0%	0.9%	1.0%	0.8%
% of FP17s Relating to Continuations	0	386	0.0%	1.4%	1.4%	1.2%
% of Patients satisfied with the dentistry they have received	0	0	N/A	93.9%	93.1%	92.8%
% of Patients satisfied with the time they had to wait for an appointment	0	0	N/A	89.4%	89.5%	88.7%

* This is based on patients treated on this contract for their most recent course of treatment. Figures in italics indicate the base number of FP17s or Patient Questionnaire responses are less than 100. N/A is shown where the base number of responses is less than 10 during the period. % is calculated as Quantity/Base number*100

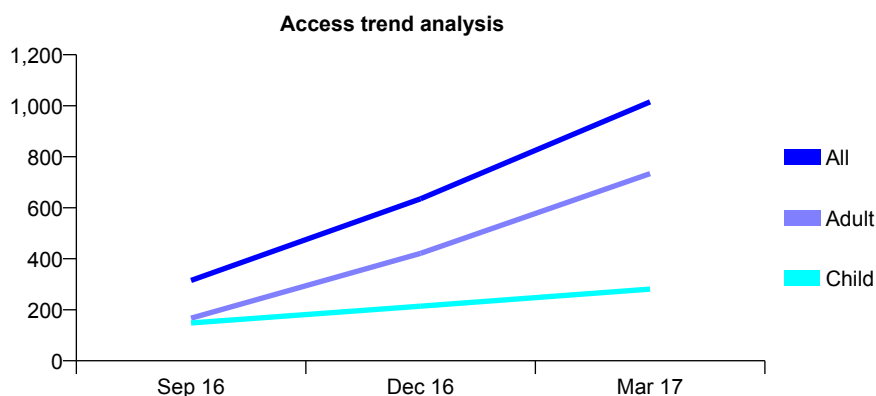
Q49 - Vital Signs At a Glance Contract Report for 100172/0000 - Year end March 2017

Name or company name	No.1 Victoria Terrace Ltd
Contract type name	PDS Contract
Purpose of contract	General
Contract start date	01/07/2016
Contract end date	31/03/2021

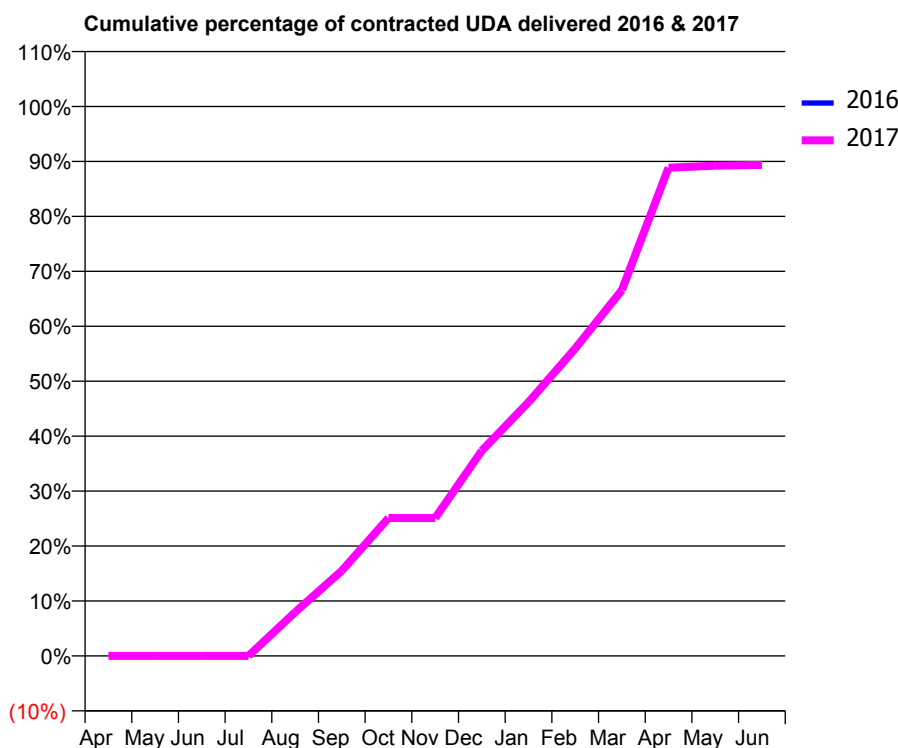
16/17 Contracted general activity (UDA)	3,480
Carry forward general activity (UDA)	0
16/17 Contracted orthodontic activity (UOA)	0
Carry forward orthodontic activity (UOA)	0
Baseline contract value	£75,000.00

ACCESS*

Patients seen in 24 months	Total	Change since previous quarter
Quarter ending March 2016	0	
Quarter ending June 2016	0	
Quarter ending September 2016	315	↑
Quarter ending December 2016	635	↑
Quarter ending March 2017	1,015	↑
Variance since March 2016	N/A	



ACTIVITY



Month	Adjusted Scheduled Activity (UDA)	
	2016	2017
April	0	0
May	0	0
June	0	0
July	0	0
August	0	277
September	0	540
October	0	874
November	0	874
December	0	1,300
January	0	1,607
February	0	1,947
March	0	2,317
April	0	3,092
May	0	3,105
June	0	3,110

QUALITY

	Quantity	Base Number	Contract	AT	Region	England
% of FP17s for the same patient ID Re-attending within 3 months - Children	6	291	2.1%	11.5%	13.3%	12.3%
% of FP17s for the same patient ID Re-attending within 3 months - Adults	46	676	6.8%	15.6%	17.3%	16.7%
% of FP17s for the same patient ID Re-attending between 3 & 9 months - Children	26	291	8.9%	57.3%	58.9%	57.6%
% of FP17s for the same patient ID Re-attending between 3 & 9 months - Adults	37	676	5.5%	52.0%	52.2%	50.1%
% of FP17s for Band 1 Urgent Courses	35	1,271	2.8%	8.2%	9.2%	9.1%
% of FP17s Relating to Free Repair or Replacements	1	1,271	0.1%	1.2%	1.0%	0.8%
% of FP17s Relating to Continuations	19	1,271	1.5%	1.6%	1.4%	1.2%
% of Patients satisfied with the dentistry they have received	1	1	N/A	93.3%	93.1%	92.8%
% of Patients satisfied with the time they had to wait for an appointment	1	1	N/A	90.4%	89.5%	88.7%

* This is based on patients treated on this contract for their most recent course of treatment. Figures in italics indicate the base number of FP17s or Patient Questionnaire responses are less than 100. N/A is shown where the base number of responses is less than 10 during the period. % is calculated as Quantity/Base number*100

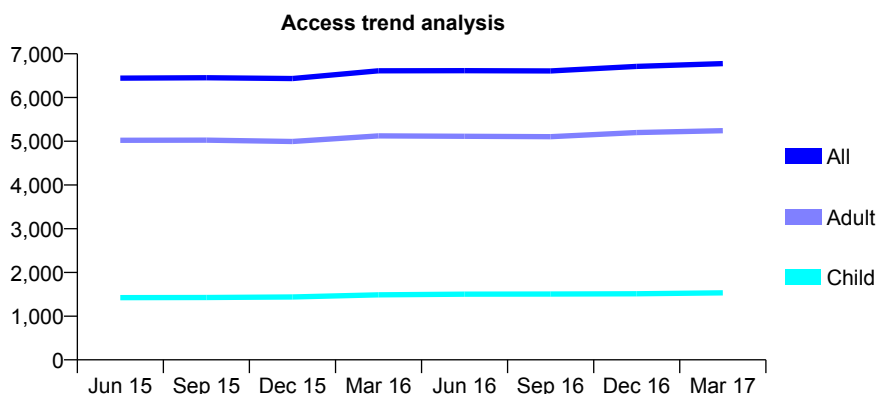
Q49 - Vital Signs At a Glance Contract Report for 101281/0036 - Year end March 2017

Name or company name	OASIS DENTAL CARE LTD
Contract type name	GDS Contract
Purpose of contract	General
Contract start date	01/04/2006
Contract end date	

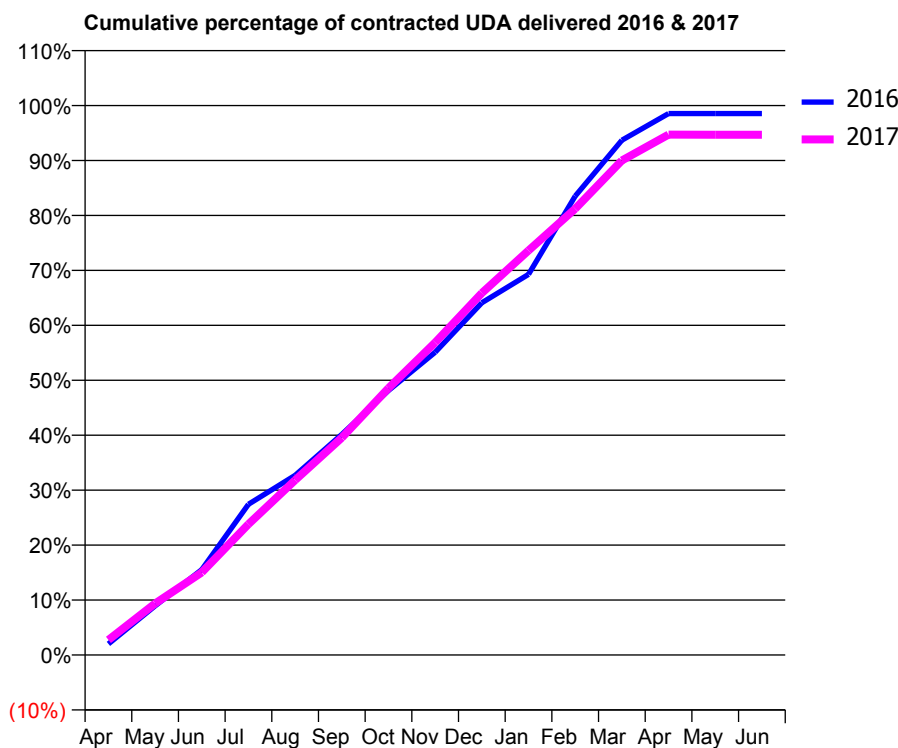
16/17 Contracted general activity (UDA)	25,973
Carry forward general activity (UDA)	379
16/17 Contracted orthodontic activity (UOA)	0
Carry forward orthodontic activity (UOA)	0
Baseline contract value	£624,712.87

ACCESS*

Patients seen in 24 months	Total	Change since previous quarter
Quarter ending March 2016	6,610	
Quarter ending June 2016	6,614	→
Quarter ending September 2016	6,609	→
Quarter ending December 2016	6,711	→
Quarter ending March 2017	6,776	→
Variance since March 2016	2.5%	↑



ACTIVITY



Month	Adjusted Scheduled Activity (UDA)	
	2016	2017
April	527	716
May	2,322	2,435
June	4,037	3,907
July	7,126	6,187
August	8,496	8,267
September	10,431	10,272
October	12,502	12,614
November	14,310	14,771
December	16,648	17,106
January	17,992	19,117
February	21,692	21,093
March	24,335	23,372
April	25,595	24,598
May	25,593	24,588
June	25,594	24,588

QUALITY

	Quantity	Base Number	Contract	AT	Region	England
% of FP17s for the same patient ID Re-attending within 3 months - Children	190	2,030	9.4%	11.5%	13.3%	12.3%
% of FP17s for the same patient ID Re-attending within 3 months - Adults	1,306	7,202	18.1%	15.6%	17.3%	16.7%
% of FP17s for the same patient ID Re-attending between 3 & 9 months - Children	1,065	2,030	52.5%	57.3%	58.9%	57.6%
% of FP17s for the same patient ID Re-attending between 3 & 9 months - Adults	3,683	7,202	51.1%	52.0%	52.2%	50.1%
% of FP17s for Band 1 Urgent Courses	880	9,141	9.6%	8.2%	9.2%	9.1%
% of FP17s Relating to Free Repair or Replacements	201	9,141	2.2%	1.2%	1.0%	0.8%
% of FP17s Relating to Continuations	194	9,141	2.1%	1.6%	1.4%	1.2%
% of Patients satisfied with the dentistry they have received	15	15	100.0%	93.3%	93.1%	92.8%
% of Patients satisfied with the time they had to wait for an appointment	14	15	93.3%	90.4%	89.5%	88.7%

* This is based on patients treated on this contract for their most recent course of treatment. Figures in italics indicate the base number of FP17s or Patient Questionnaire responses are less than 100. N/A is shown where the base number of responses is less than 10 during the period. % is calculated as Quantity/Base number*100

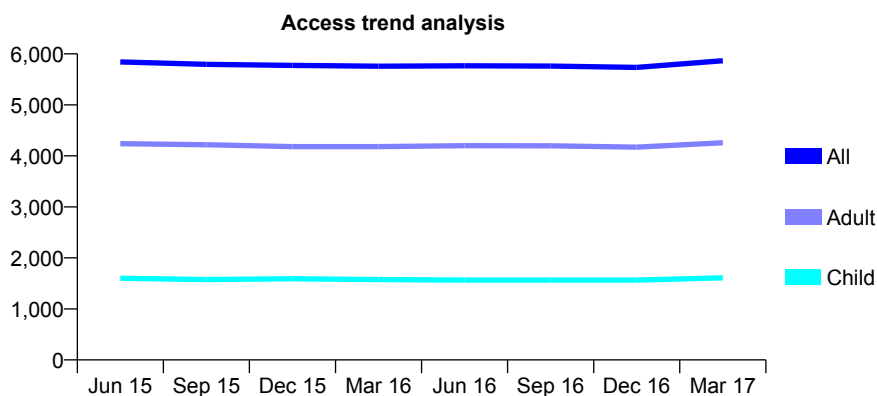
Q49 - Vital Signs At a Glance Contract Report for 101281/0069 - Year end March 2017

Name or company name	OASIS DENTAL CARE LTD
Contract type name	Pilot Contract
Purpose of contract	General
Contract start date	01/04/2006
Contract end date	

16/17 Contracted general activity (UDA)	23,665
Carry forward general activity (UDA)	0
16/17 Contracted orthodontic activity (UOA)	0
Carry forward orthodontic activity (UOA)	0
Baseline contract value	£612,643.41

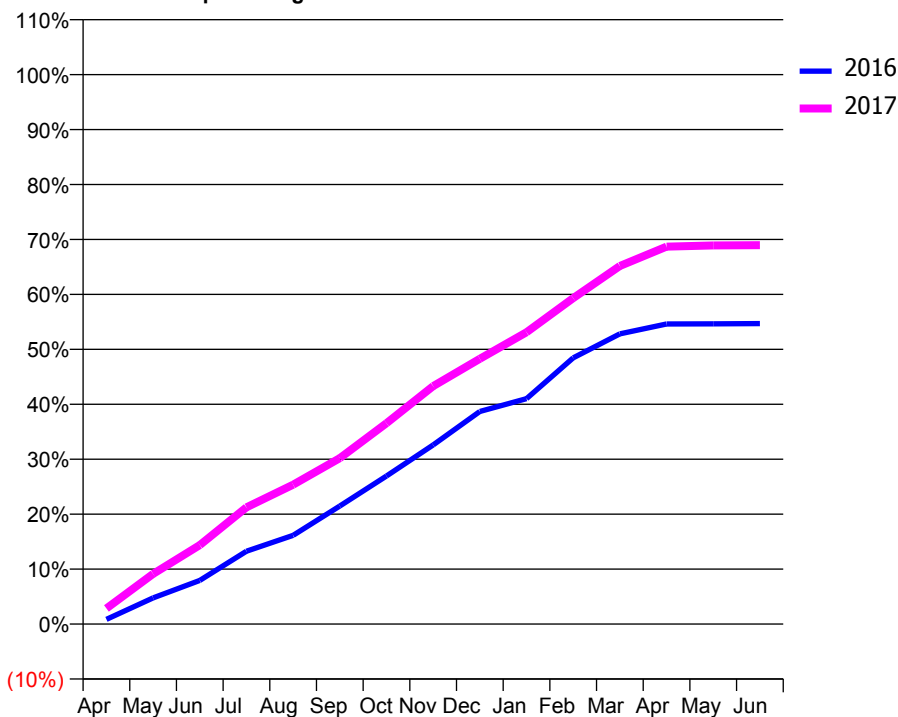
ACCESS*

Patients seen in 24 months	Total	Change since previous quarter
Quarter ending March 2016	5,759	
Quarter ending June 2016	5,765	→
Quarter ending September 2016	5,762	→
Quarter ending December 2016	5,734	→
Quarter ending March 2017	5,866	↑
Variance since March 2016	1.9%	→



ACTIVITY

Cumulative percentage of contracted UDA delivered 2016 & 2017



Month	Adjusted Scheduled Activity (UDA)	
	2016	2017
April	202	677
May	1,131	2,159
June	1,880	3,404
July	3,137	5,028
August	3,823	6,006
September	5,087	7,147
October	6,378	8,652
November	7,713	10,246
December	9,159	11,428
January	9,710	12,570
February	11,463	14,039
March	12,497	15,423
April	12,925	16,255
May	12,931	16,304
June	12,943	16,318

QUALITY

	Quantity	Base Number	Contract	AT	Region	England
% of FP17s for the same patient ID Re-attending within 3 months - Children	112	2,219	5.0%	11.5%	13.3%	12.3%
% of FP17s for the same patient ID Re-attending within 3 months - Adults	535	4,812	11.1%	15.6%	17.3%	16.7%
% of FP17s for the same patient ID Re-attending between 3 & 9 months - Children	1,215	2,219	54.8%	57.3%	58.9%	57.6%
% of FP17s for the same patient ID Re-attending between 3 & 9 months - Adults	1,979	4,812	41.1%	52.0%	52.2%	50.1%
% of FP17s for Band 1 Urgent Courses	207	7,092	2.9%	8.2%	9.2%	9.1%
% of FP17s Relating to Free Repair or Replacements	113	7,092	1.6%	1.2%	1.0%	0.8%
% of FP17s Relating to Continuations	118	7,092	1.7%	1.6%	1.4%	1.2%
% of Patients satisfied with the dentistry they have received	3	3	N/A	93.3%	93.1%	92.8%
% of Patients satisfied with the time they had to wait for an appointment	3	3	N/A	90.4%	89.5%	88.7%

* This is based on patients treated on this contract for their most recent course of treatment. Figures in italics indicate the base number of FP17s or Patient Questionnaire responses are less than 100. N/A is shown where the base number of responses is less than 10 during the period. % is calculated as Quantity/Base number*100

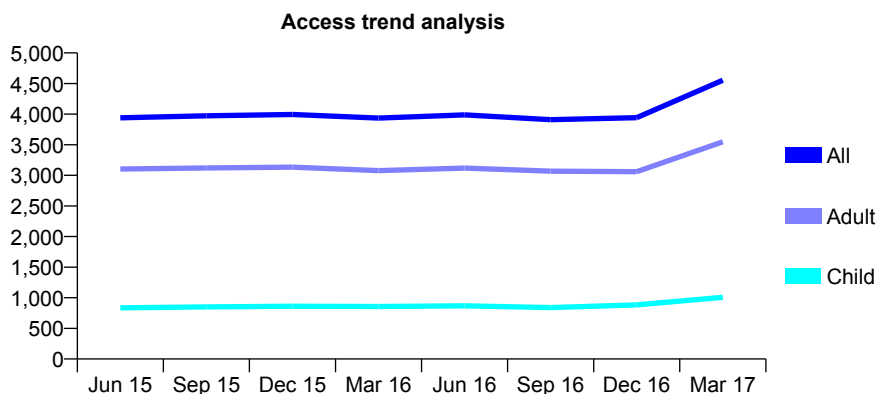
Q49 - Vital Signs At a Glance Contract Report for 101281/0202 - Year end March 2017

Name or company name	OASIS DENTAL CARE LTD
Contract type name	GDS Contract
Purpose of contract	General
Contract start date	18/05/2009
Contract end date	

16/17 Contracted general activity (UDA)	14,000
Carry forward general activity (UDA)	0
16/17 Contracted orthodontic activity (UOA)	0
Carry forward orthodontic activity (UOA)	0
Baseline contract value	£315,312.18

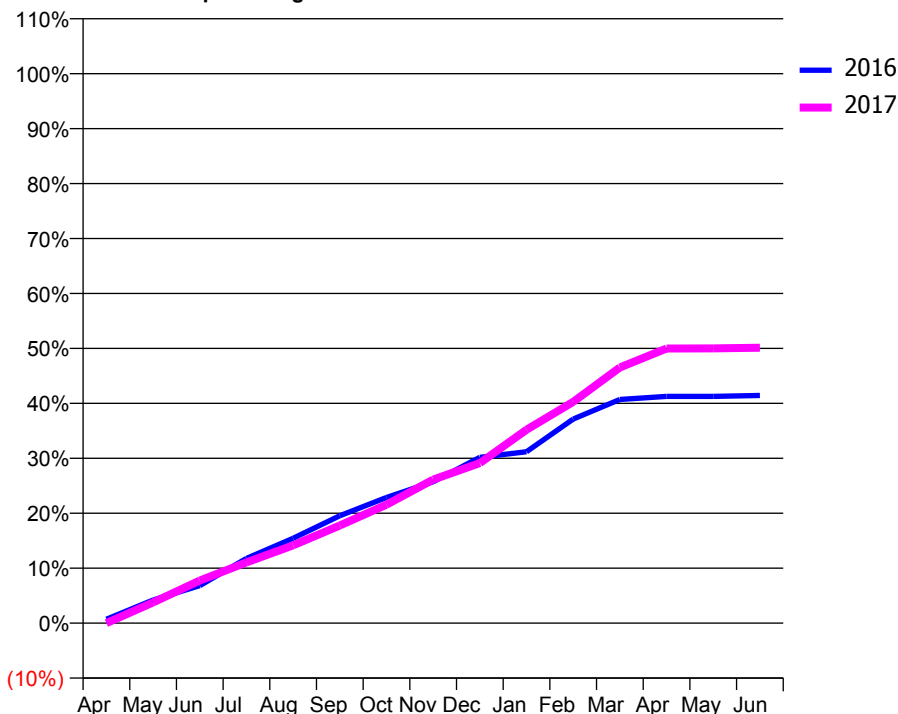
ACCESS*

Patients seen in 24 months	Total	Change since previous quarter
Quarter ending March 2016	3,935	
Quarter ending June 2016	3,987	→
Quarter ending September 2016	3,909	↓
Quarter ending December 2016	3,942	→
Quarter ending March 2017	4,555	↑
Variance since March 2016	15.8%	↑



ACTIVITY

Cumulative percentage of contracted UDA delivered 2016 & 2017



Month	Adjusted Scheduled Activity (UDA)	
	2016	2017
April	99	3
May	590	527
June	956	1,084
July	1,650	1,548
August	2,161	1,982
September	2,736	2,488
October	3,203	3,019
November	3,603	3,657
December	4,225	4,077
January	4,367	4,928
February	5,200	5,637
March	5,698	6,515
April	5,778	6,998
May	5,778	6,999
June	5,801	7,016

QUALITY

	Quantity	Base Number	Contract	AT	Region	England
% of FP17s for the same patient ID Re-attending within 3 months - Children	33	893	3.7%	11.5%	13.3%	12.3%
% of FP17s for the same patient ID Re-attending within 3 months - Adults	297	3,148	9.4%	15.6%	17.3%	16.7%
% of FP17s for the same patient ID Re-attending between 3 & 9 months - Children	152	893	17.0%	57.3%	58.9%	57.6%
% of FP17s for the same patient ID Re-attending between 3 & 9 months - Adults	477	3,148	15.2%	52.0%	52.2%	50.1%
% of FP17s for Band 1 Urgent Courses	639	4,314	14.8%	8.2%	9.2%	9.1%
% of FP17s Relating to Free Repair or Replacements	22	4,314	0.5%	1.2%	1.0%	0.8%
% of FP17s Relating to Continuations	40	4,314	0.9%	1.6%	1.4%	1.2%
% of Patients satisfied with the dentistry they have received	5	5	N/A	93.3%	93.1%	92.8%
% of Patients satisfied with the time they had to wait for an appointment	3	5	N/A	90.4%	89.5%	88.7%

* This is based on patients treated on this contract for their most recent course of treatment. Figures in italics indicate the base number of FP17s or Patient Questionnaire responses are less than 100. N/A is shown where the base number of responses is less than 10 during the period. % is calculated as Quantity/Base number*100

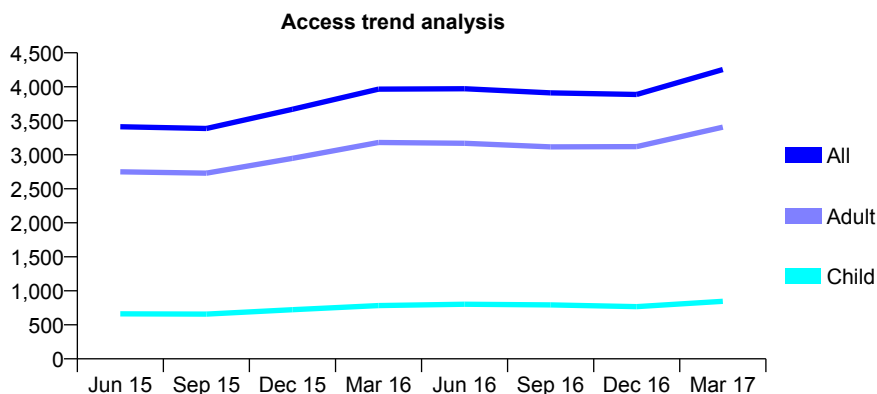
Q49 - Vital Signs At a Glance Contract Report for 101281/0203 - Year end March 2017

Name or company name	OASIS DENTAL CARE LTD
Contract type name	GDS Contract
Purpose of contract	General
Contract start date	18/05/2009
Contract end date	

16/17 Contracted general activity (UDA)	14,000
Carry forward general activity (UDA)	0
16/17 Contracted orthodontic activity (UOA)	0
Carry forward orthodontic activity (UOA)	0
Baseline contract value	£315,312.18

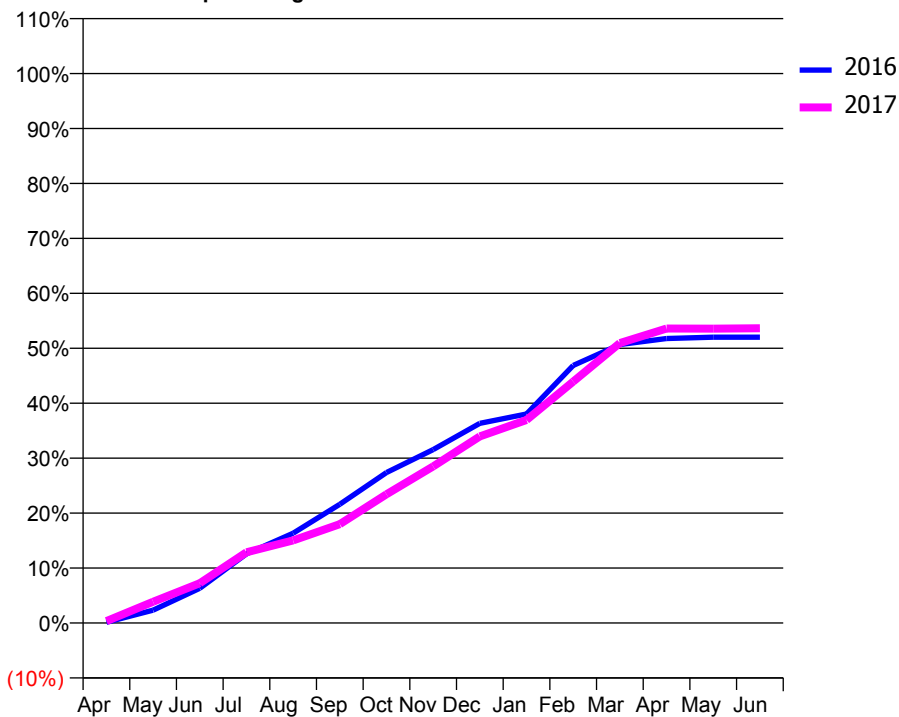
ACCESS*

Patients seen in 24 months	Total	Change since previous quarter
Quarter ending March 2016	3,966	
Quarter ending June 2016	3,971	→
Quarter ending September 2016	3,910	↓
Quarter ending December 2016	3,887	→
Quarter ending March 2017	4,253	↑
Variance since March 2016	7.2%	↑



ACTIVITY

Cumulative percentage of contracted UDA delivered 2016 & 2017



Month	Adjusted Scheduled Activity (UDA)	
	2016	2017
April	20	49
May	327	540
June	885	1,013
July	1,762	1,801
August	2,290	2,105
September	3,024	2,518
October	3,833	3,279
November	4,420	3,991
December	5,087	4,755
January	5,325	5,171
February	6,562	6,153
March	7,094	7,133
April	7,249	7,503
May	7,281	7,498
June	7,281	7,510

QUALITY

	Quantity	Base Number	Contract	AT	Region	England
% of FP17s for the same patient ID Re-attending within 3 months - Children	40	720	5.6%	11.5%	13.3%	12.3%
% of FP17s for the same patient ID Re-attending within 3 months - Adults	462	3,098	14.9%	15.6%	17.3%	16.7%
% of FP17s for the same patient ID Re-attending between 3 & 9 months - Children	158	720	21.9%	57.3%	58.9%	57.6%
% of FP17s for the same patient ID Re-attending between 3 & 9 months - Adults	806	3,098	26.0%	52.0%	52.2%	50.1%
% of FP17s for Band 1 Urgent Courses	586	3,884	15.1%	8.2%	9.2%	9.1%
% of FP17s Relating to Free Repair or Replacements	75	3,884	1.9%	1.2%	1.0%	0.8%
% of FP17s Relating to Continuations	59	3,884	1.5%	1.6%	1.4%	1.2%
% of Patients satisfied with the dentistry they have received	3	3	N/A	93.3%	93.1%	92.8%
% of Patients satisfied with the time they had to wait for an appointment	1	3	N/A	90.4%	89.5%	88.7%

* This is based on patients treated on this contract for their most recent course of treatment. Figures in italics indicate the base number of FP17s or Patient Questionnaire responses are less than 100. N/A is shown where the base number of responses is less than 10 during the period. % is calculated as Quantity/Base number*100

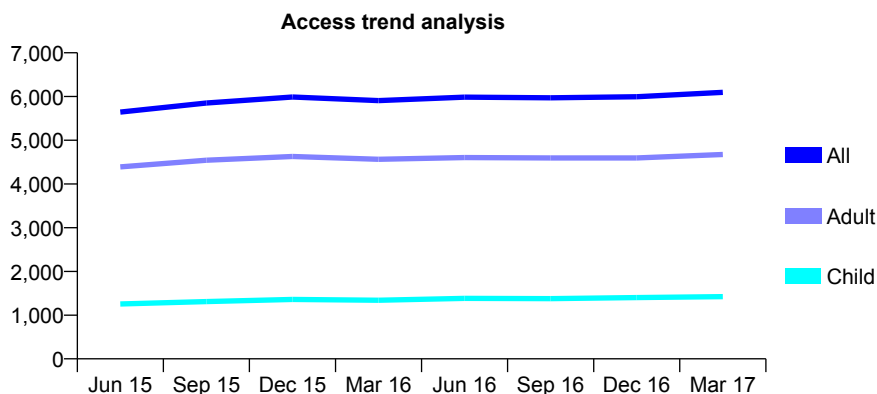
Q49 - Vital Signs At a Glance Contract Report for 101281/0204 - Year end March 2017

Name or company name	OASIS DENTAL CARE LTD
Contract type name	GDS Contract
Purpose of contract	General
Contract start date	08/07/2009
Contract end date	

16/17 Contracted general activity (UDA)	21,000
Carry forward general activity (UDA)	0
16/17 Contracted orthodontic activity (UOA)	0
Carry forward orthodontic activity (UOA)	0
Baseline contract value	£468,749.53

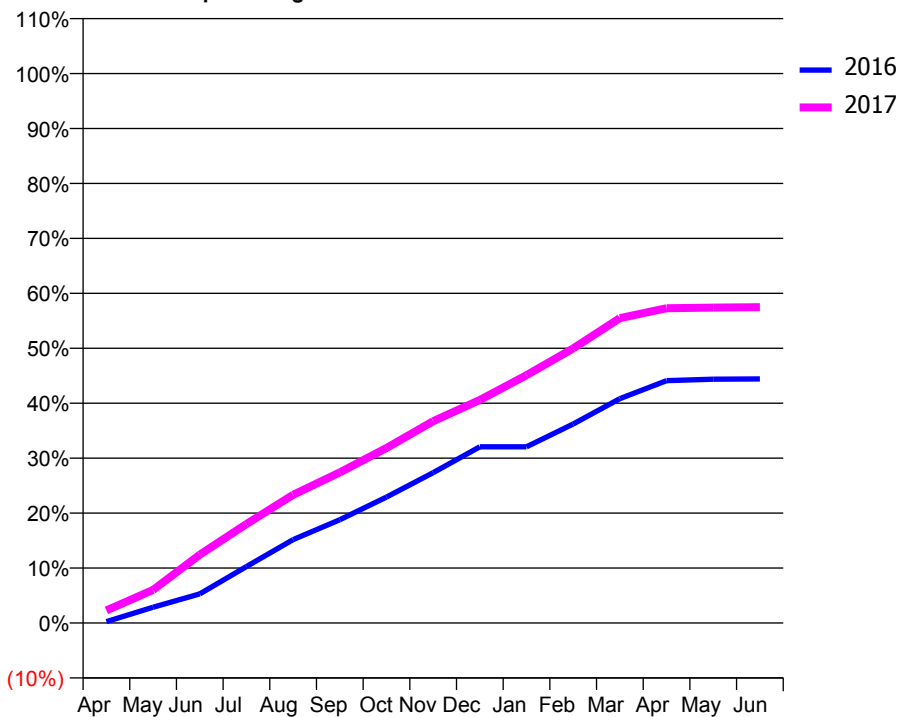
ACCESS*

Patients seen in 24 months	Total	Change since previous quarter
Quarter ending March 2016	5,906	
Quarter ending June 2016	5,987	→
Quarter ending September 2016	5,971	→
Quarter ending December 2016	5,994	→
Quarter ending March 2017	6,095	→
Variance since March 2016	3.2%	↑



ACTIVITY

Cumulative percentage of contracted UDA delivered 2016 & 2017



Month	Adjusted Scheduled Activity (UDA)	
	2016	2017
April	53	480
May	606	1,265
June	1,115	2,612
July	2,158	3,785
August	3,185	4,900
September	3,949	5,754
October	4,815	6,691
November	5,745	7,711
December	6,732	8,522
January	6,732	9,473
February	7,604	10,496
March	8,573	11,651
April	9,263	12,028
May	9,319	12,056
June	9,331	12,069

QUALITY

	Quantity	Base Number	Contract	AT	Region	England
% of FP17s for the same patient ID Re-attending within 3 months - Children	85	1,565	5.4%	11.5%	13.3%	12.3%
% of FP17s for the same patient ID Re-attending within 3 months - Adults	639	4,929	13.0%	15.6%	17.3%	16.7%
% of FP17s for the same patient ID Re-attending between 3 & 9 months - Children	334	1,565	21.3%	57.3%	58.9%	57.6%
% of FP17s for the same patient ID Re-attending between 3 & 9 months - Adults	1,151	4,929	23.4%	52.0%	52.2%	50.1%
% of FP17s for Band 1 Urgent Courses	585	6,334	9.2%	8.2%	9.2%	9.1%
% of FP17s Relating to Free Repair or Replacements	85	6,334	1.3%	1.2%	1.0%	0.8%
% of FP17s Relating to Continuations	118	6,334	1.9%	1.6%	1.4%	1.2%
% of Patients satisfied with the dentistry they have received	3	3	N/A	93.3%	93.1%	92.8%
% of Patients satisfied with the time they had to wait for an appointment	3	3	N/A	90.4%	89.5%	88.7%

* This is based on patients treated on this contract for their most recent course of treatment. Figures in italics indicate the base number of FP17s or Patient Questionnaire responses are less than 100. N/A is shown where the base number of responses is less than 10 during the period. % is calculated as Quantity/Base number*100

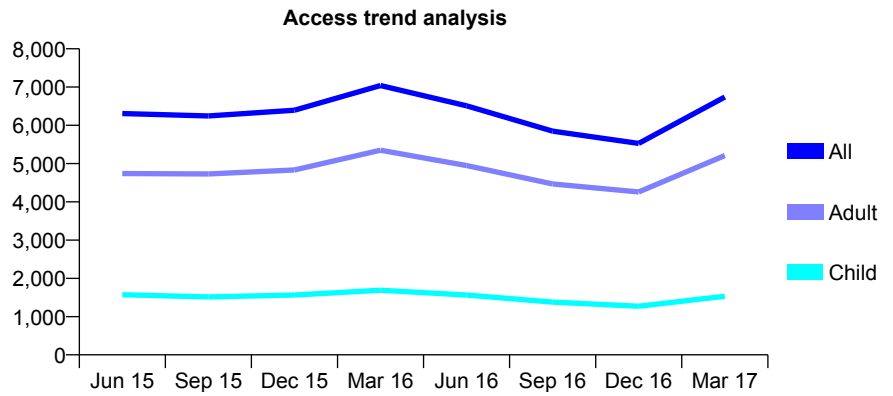
Q49 - Vital Signs At a Glance Contract Report for 101281/0205 - Year end March 2017

Name or company name	OASIS DENTAL CARE LTD
Contract type name	GDS Contract
Purpose of contract	General
Contract start date	04/08/2009
Contract end date	

16/17 Contracted general activity (UDA)	28,000
Carry forward general activity (UDA)	0
16/17 Contracted orthodontic activity (UOA)	0
Carry forward orthodontic activity (UOA)	0
Baseline contract value	£630,624.34

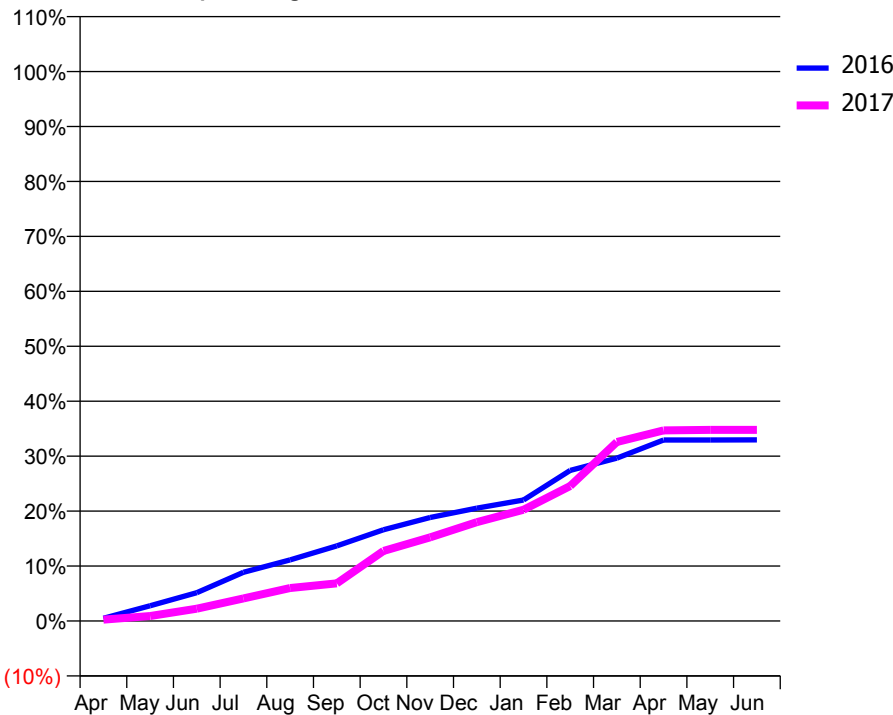
ACCESS*

Patients seen in 24 months	Total	Change since previous quarter
Quarter ending March 2016	7,038	
Quarter ending June 2016	6,511	↓
Quarter ending September 2016	5,847	↓
Quarter ending December 2016	5,526	↓
Quarter ending March 2017	6,741	↑
Variance since March 2016	(4.2%)	↓



ACTIVITY

Cumulative percentage of contracted UDA delivered 2016 & 2017



Month	Adjusted Scheduled Activity (UDA)	
	2016	2017
April	137	72
May	777	252
June	1,441	629
July	2,483	1,150
August	3,118	1,683
September	3,826	1,919
October	4,648	3,569
November	5,277	4,263
December	5,748	5,039
January	6,169	5,672
February	7,672	6,878
March	8,301	9,122
April	9,227	9,711
May	9,227	9,737
June	9,233	9,742

QUALITY

	Quantity	Base Number	Contract	AT	Region	England
% of FP17s for the same patient ID Re-attending within 3 months - Children	56	1,463	3.8%	11.5%	13.3%	12.3%
% of FP17s for the same patient ID Re-attending within 3 months - Adults	414	4,875	8.5%	15.6%	17.3%	16.7%
% of FP17s for the same patient ID Re-attending between 3 & 9 months - Children	229	1,463	15.7%	57.3%	58.9%	57.6%
% of FP17s for the same patient ID Re-attending between 3 & 9 months - Adults	782	4,875	16.0%	52.0%	52.2%	50.1%
% of FP17s for Band 1 Urgent Courses	995	6,038	16.5%	8.2%	9.2%	9.1%
% of FP17s Relating to Free Repair or Replacements	37	6,038	0.6%	1.2%	1.0%	0.8%
% of FP17s Relating to Continuations	16	6,038	0.3%	1.6%	1.4%	1.2%
% of Patients satisfied with the dentistry they have received	4	6	N/A	93.3%	93.1%	92.8%
% of Patients satisfied with the time they had to wait for an appointment	3	6	N/A	90.4%	89.5%	88.7%

* This is based on patients treated on this contract for their most recent course of treatment. Figures in italics indicate the base number of FP17s or Patient Questionnaire responses are less than 100. N/A is shown where the base number of responses is less than 10 during the period. % is calculated as Quantity/Base number*100

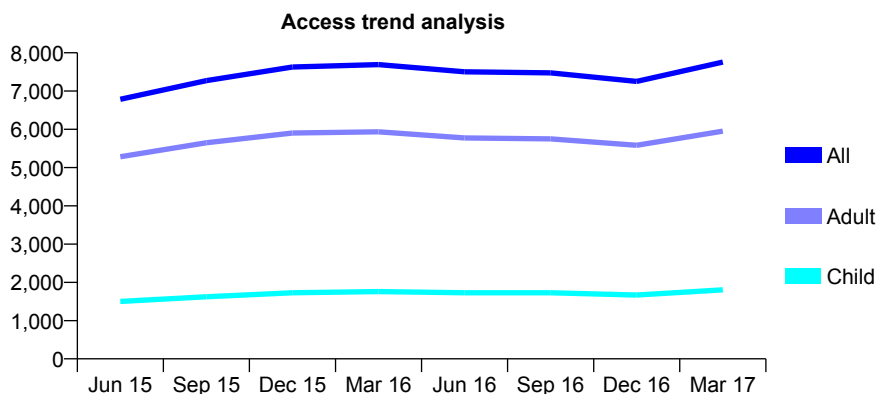
Q49 - Vital Signs At a Glance Contract Report for 101281/0206 - Year end March 2017

Name or company name	OASIS DENTAL CARE LTD
Contract type name	GDS Contract
Purpose of contract	General
Contract start date	16/07/2009
Contract end date	

16/17 Contracted general activity (UDA)	28,000
Carry forward general activity (UDA)	0
16/17 Contracted orthodontic activity (UOA)	0
Carry forward orthodontic activity (UOA)	0
Baseline contract value	£630,624.34

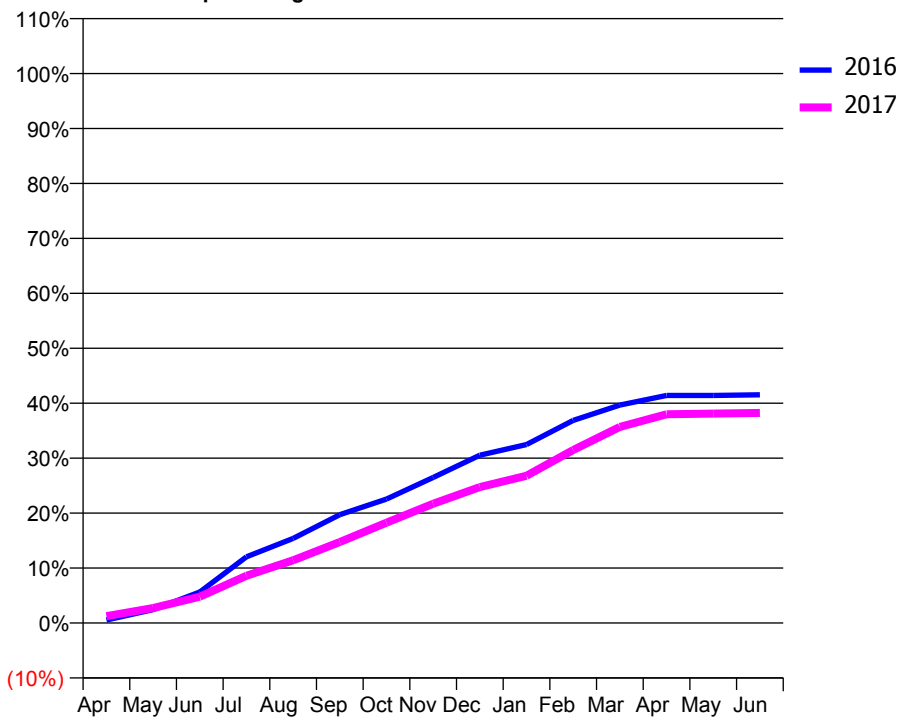
ACCESS*

Patients seen in 24 months	Total	Change since previous quarter
Quarter ending March 2016	7,691	
Quarter ending June 2016	7,503	↓
Quarter ending September 2016	7,477	→
Quarter ending December 2016	7,253	↓
Quarter ending March 2017	7,758	↑
Variance since March 2016	0.9%	→



ACTIVITY

Cumulative percentage of contracted UDA delivered 2016 & 2017



Month	Adjusted Scheduled Activity (UDA)	
	2016	2017
April	151	347
May	683	763
June	1,580	1,339
July	3,375	2,409
August	4,312	3,199
September	5,519	4,127
October	6,316	5,114
November	7,416	6,079
December	8,548	6,928
January	9,095	7,506
February	10,327	8,818
March	11,109	9,989
April	11,596	10,637
May	11,598	10,671
June	11,629	10,704

QUALITY

	Quantity	Base Number	Contract	AT	Region	England
% of FP17s for the same patient ID Re-attending within 3 months - Children	52	1,435	3.6%	11.5%	13.3%	12.3%
% of FP17s for the same patient ID Re-attending within 3 months - Adults	541	4,859	11.1%	15.6%	17.3%	16.7%
% of FP17s for the same patient ID Re-attending between 3 & 9 months - Children	255	1,435	17.8%	57.3%	58.9%	57.6%
% of FP17s for the same patient ID Re-attending between 3 & 9 months - Adults	913	4,859	18.8%	52.0%	52.2%	50.1%
% of FP17s for Band 1 Urgent Courses	967	6,363	15.2%	8.2%	9.2%	9.1%
% of FP17s Relating to Free Repair or Replacements	39	6,363	0.6%	1.2%	1.0%	0.8%
% of FP17s Relating to Continuations	62	6,363	1.0%	1.6%	1.4%	1.2%
% of Patients satisfied with the dentistry they have received	5	5	N/A	93.3%	93.1%	92.8%
% of Patients satisfied with the time they had to wait for an appointment	3	5	N/A	90.4%	89.5%	88.7%

* This is based on patients treated on this contract for their most recent course of treatment. Figures in italics indicate the base number of FP17s or Patient Questionnaire responses are less than 100. N/A is shown where the base number of responses is less than 10 during the period. % is calculated as Quantity/Base number*100

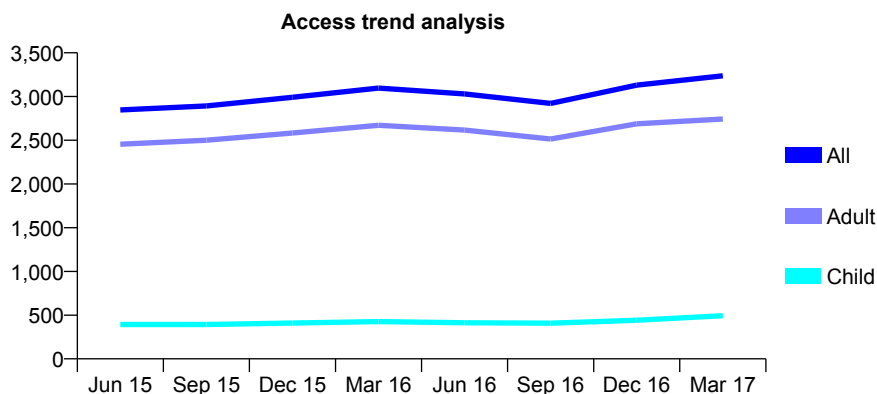
Q49 - Vital Signs At a Glance Contract Report for 101281/0222 - Year end March 2017

Name or company name	OASIS DENTAL CARE LTD
Contract type name	PDS Plus Contract
Purpose of contract	General
Contract start date	18/08/2010
Contract end date	31/03/2020

16/17 Contracted general activity (UDA)	14,000
Carry forward general activity (UDA)	0
16/17 Contracted orthodontic activity (UOA)	0
Carry forward orthodontic activity (UOA)	0
Baseline contract value	£173,684.97

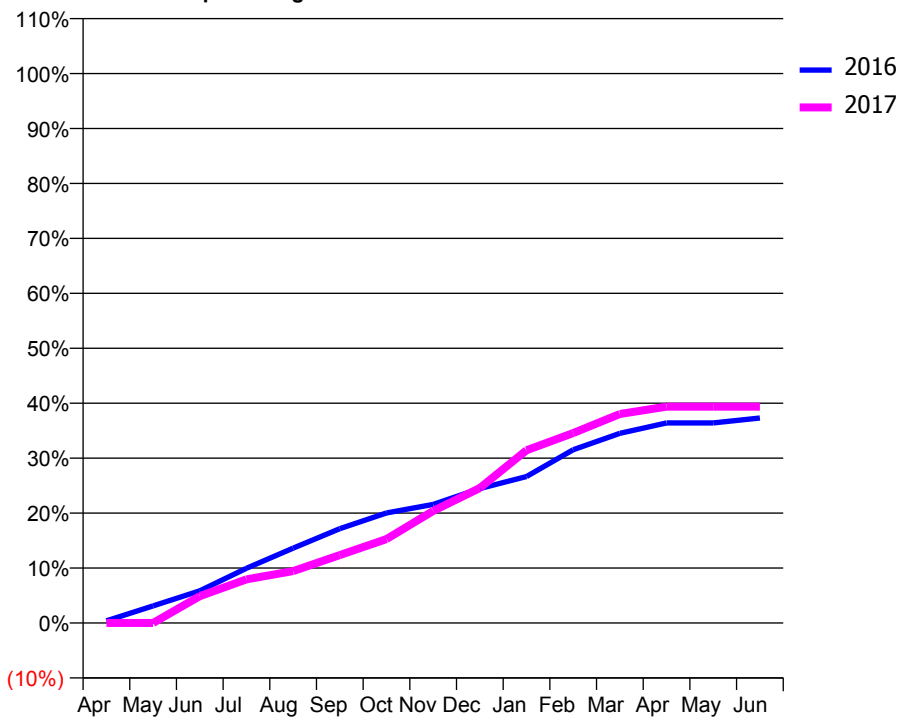
ACCESS*

Patients seen in 24 months	Total	Change since previous quarter
Quarter ending March 2016	3,097	
Quarter ending June 2016	3,029	↓
Quarter ending September 2016	2,922	↓
Quarter ending December 2016	3,130	↑
Quarter ending March 2017	3,237	↑
Variance since March 2016	4.5%	↑



ACTIVITY

Cumulative percentage of contracted UDA delivered 2016 & 2017



Month	Adjusted Scheduled Activity (UDA)	
	2016	2017
April	56	0
May	437	0
June	822	684
July	1,393	1,111
August	1,908	1,323
September	2,404	1,730
October	2,805	2,137
November	3,022	2,855
December	3,428	3,441
January	3,730	4,402
February	4,414	4,839
March	4,832	5,324
April	5,098	5,512
May	5,098	5,513
June	5,223	5,514

QUALITY

	Quantity	Base Number	Contract	AT	Region	England
% of FP17s for the same patient ID Re-attending within 3 months - Children	10	509	2.0%	11.5%	13.3%	12.3%
% of FP17s for the same patient ID Re-attending within 3 months - Adults	300	2,926	10.3%	15.6%	17.3%	16.7%
% of FP17s for the same patient ID Re-attending between 3 & 9 months - Children	148	509	29.1%	57.3%	58.9%	57.6%
% of FP17s for the same patient ID Re-attending between 3 & 9 months - Adults	849	2,926	29.0%	52.0%	52.2%	50.1%
% of FP17s for Band 1 Urgent Courses	393	3,119	12.6%	8.2%	9.2%	9.1%
% of FP17s Relating to Free Repair or Replacements	11	3,119	0.4%	1.2%	1.0%	0.8%
% of FP17s Relating to Continuations	30	3,119	1.0%	1.6%	1.4%	1.2%
% of Patients satisfied with the dentistry they have received	15	17	88.2%	93.3%	93.1%	92.8%
% of Patients satisfied with the time they had to wait for an appointment	10	17	58.8%	90.4%	89.5%	88.7%

* This is based on patients treated on this contract for their most recent course of treatment. Figures in italics indicate the base number of FP17s or Patient Questionnaire responses are less than 100. N/A is shown where the base number of responses is less than 10 during the period. % is calculated as Quantity/Base number*100

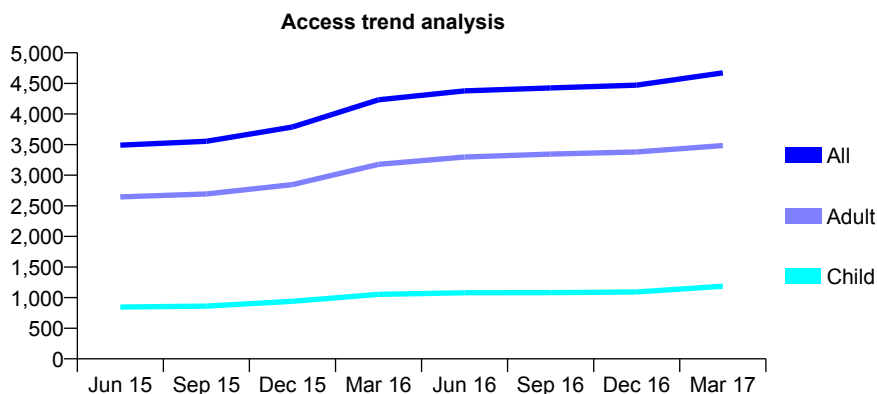
Q49 - Vital Signs At a Glance Contract Report for 101281/0223 - Year end March 2017

Name or company name	OASIS DENTAL CARE LTD
Contract type name	PDS Plus Contract
Purpose of contract	General
Contract start date	01/09/2010
Contract end date	31/03/2020

16/17 Contracted general activity (UDA)	18,000
Carry forward general activity (UDA)	0
16/17 Contracted orthodontic activity (UOA)	0
Carry forward orthodontic activity (UOA)	0
Baseline contract value	£320,400.00

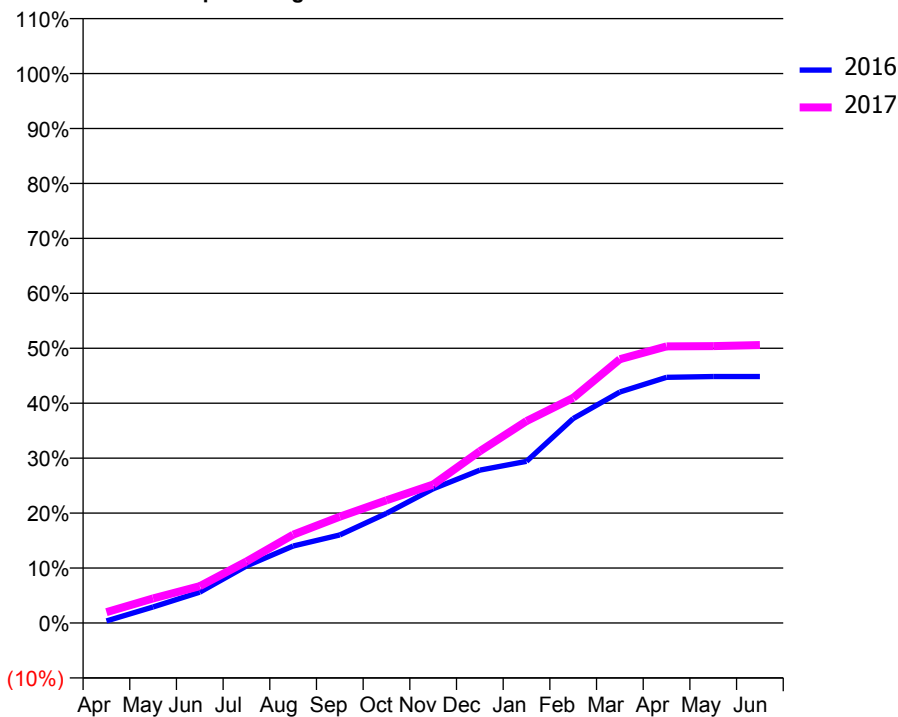
ACCESS*

Patients seen in 24 months	Total	Change since previous quarter
Quarter ending March 2016	4,232	
Quarter ending June 2016	4,377	↑
Quarter ending September 2016	4,426	→
Quarter ending December 2016	4,472	→
Quarter ending March 2017	4,672	↑
Variance since March 2016	10.4%	↑



ACTIVITY

Cumulative percentage of contracted UDA delivered 2016 & 2017



Adjusted Scheduled Activity (UDA)

Month	2016	2017
April	69	355
May	527	807
June	1,013	1,208
July	1,866	2,017
August	2,521	2,892
September	2,887	3,483
October	3,594	4,021
November	4,395	4,534
December	5,008	5,630
January	5,294	6,615
February	6,698	7,374
March	7,568	8,642
April	8,050	9,062
May	8,076	9,071
June	8,076	9,106

QUALITY

	Quantity	Base Number	Contract	AT	Region	England
% of FP17s for the same patient ID Re-attending within 3 months - Children	66	1,070	6.2%	11.5%	13.3%	12.3%
% of FP17s for the same patient ID Re-attending within 3 months - Adults	387	3,456	11.2%	15.6%	17.3%	16.7%
% of FP17s for the same patient ID Re-attending between 3 & 9 months - Children	262	1,070	24.5%	57.3%	58.9%	57.6%
% of FP17s for the same patient ID Re-attending between 3 & 9 months - Adults	1,037	3,456	30.0%	52.0%	52.2%	50.1%
% of FP17s for Band 1 Urgent Courses	487	4,286	11.4%	8.2%	9.2%	9.1%
% of FP17s Relating to Free Repair or Replacements	58	4,286	1.4%	1.2%	1.0%	0.8%
% of FP17s Relating to Continuations	41	4,286	1.0%	1.6%	1.4%	1.2%
% of Patients satisfied with the dentistry they have received	6	7	N/A	93.3%	93.1%	92.8%
% of Patients satisfied with the time they had to wait for an appointment	5	7	N/A	90.4%	89.5%	88.7%

* This is based on patients treated on this contract for their most recent course of treatment. Figures in italics indicate the base number of FP17s or Patient Questionnaire responses are less than 100. N/A is shown where the base number of responses is less than 10 during the period. % is calculated as Quantity/Base number*100

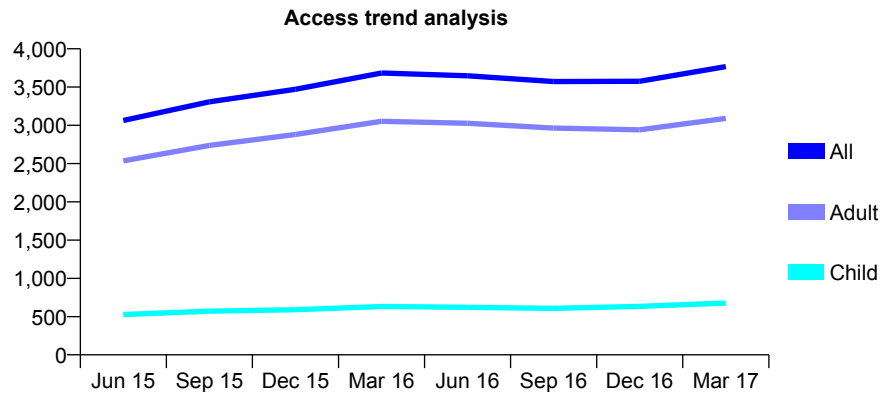
Q49 - Vital Signs At a Glance Contract Report for 101281/0224 - Year end March 2017

Name or company name	OASIS DENTAL CARE LTD
Contract type name	PDS Plus Contract
Purpose of contract	General
Contract start date	18/08/2010
Contract end date	31/03/2020

16/17 Contracted general activity (UDA)	14,000
Carry forward general activity (UDA)	0
16/17 Contracted orthodontic activity (UOA)	0
Carry forward orthodontic activity (UOA)	0
Baseline contract value	£173,684.97

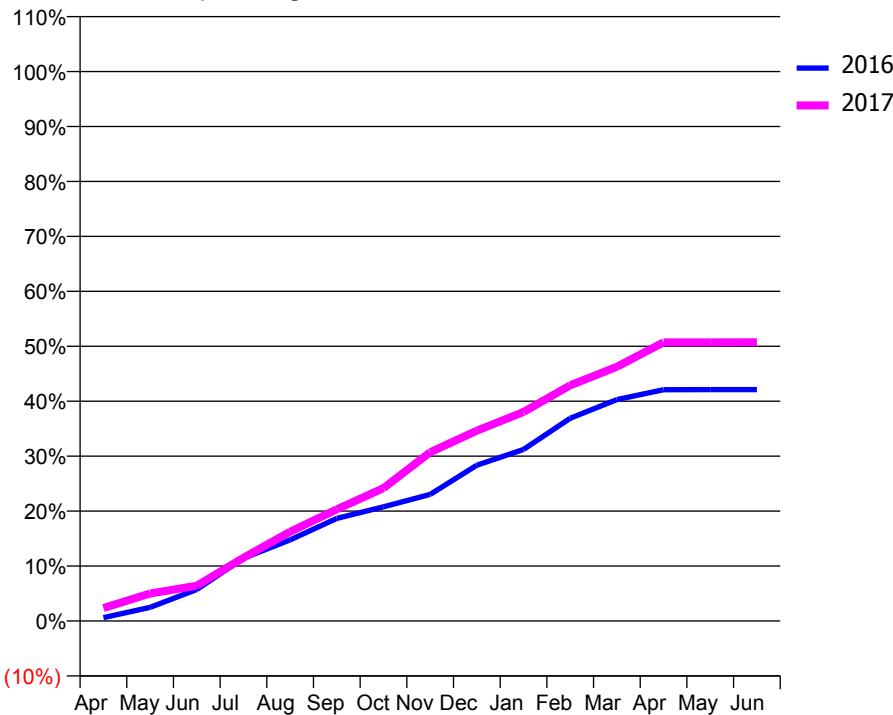
ACCESS*

Patients seen in 24 months	Total	Change since previous quarter
Quarter ending March 2016	3,684	
Quarter ending June 2016	3,647	↓
Quarter ending September 2016	3,572	↓
Quarter ending December 2016	3,575	→
Quarter ending March 2017	3,768	↑
Variance since March 2016	2.3%	↑



ACTIVITY

Cumulative percentage of contracted UDA delivered 2016 & 2017



Month	Adjusted Scheduled Activity (UDA)	
	2016	2017
April	87	332
May	348	701
June	802	898
July	1,597	1,612
August	2,067	2,273
September	2,615	2,847
October	2,911	3,384
November	3,226	4,300
December	3,970	4,851
January	4,371	5,327
February	5,164	6,005
March	5,641	6,479
April	5,893	7,099
May	5,896	7,099
June	5,896	7,103

QUALITY

	Quantity	Base Number	Contract	AT	Region	England
% of FP17s for the same patient ID Re-attending within 3 months - Children	62	899	6.9%	11.5%	13.3%	12.3%
% of FP17s for the same patient ID Re-attending within 3 months - Adults	454	2,858	15.9%	15.6%	17.3%	16.7%
% of FP17s for the same patient ID Re-attending between 3 & 9 months - Children	549	899	61.1%	57.3%	58.9%	57.6%
% of FP17s for the same patient ID Re-attending between 3 & 9 months - Adults	646	2,858	22.6%	52.0%	52.2%	50.1%
% of FP17s for Band 1 Urgent Courses	450	3,949	11.4%	8.2%	9.2%	9.1%
% of FP17s Relating to Free Repair or Replacements	27	3,949	0.7%	1.2%	1.0%	0.8%
% of FP17s Relating to Continuations	61	3,949	1.5%	1.6%	1.4%	1.2%
% of Patients satisfied with the dentistry they have received	5	5	N/A	93.3%	93.1%	92.8%
% of Patients satisfied with the time they had to wait for an appointment	3	5	N/A	90.4%	89.5%	88.7%

* This is based on patients treated on this contract for their most recent course of treatment. Figures in italics indicate the base number of FP17s or Patient Questionnaire responses are less than 100. N/A is shown where the base number of responses is less than 10 during the period. % is calculated as Quantity/Base number*100

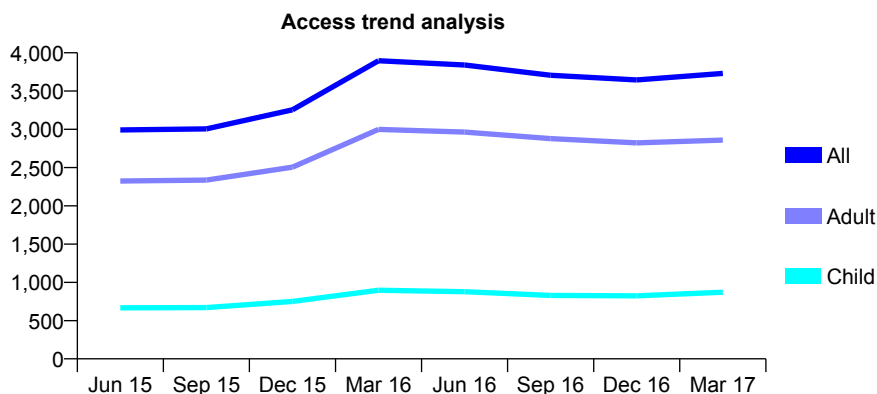
Q49 - Vital Signs At a Glance Contract Report for 101281/0227 - Year end March 2017

Name or company name	OASIS DENTAL CARE LTD
Contract type name	PDS Plus Contract
Purpose of contract	General
Contract start date	04/10/2010
Contract end date	31/03/2020

16/17 Contracted general activity (UDA)	14,000
Carry forward general activity (UDA)	0
16/17 Contracted orthodontic activity (UOA)	0
Carry forward orthodontic activity (UOA)	0
Baseline contract value	£173,684.97

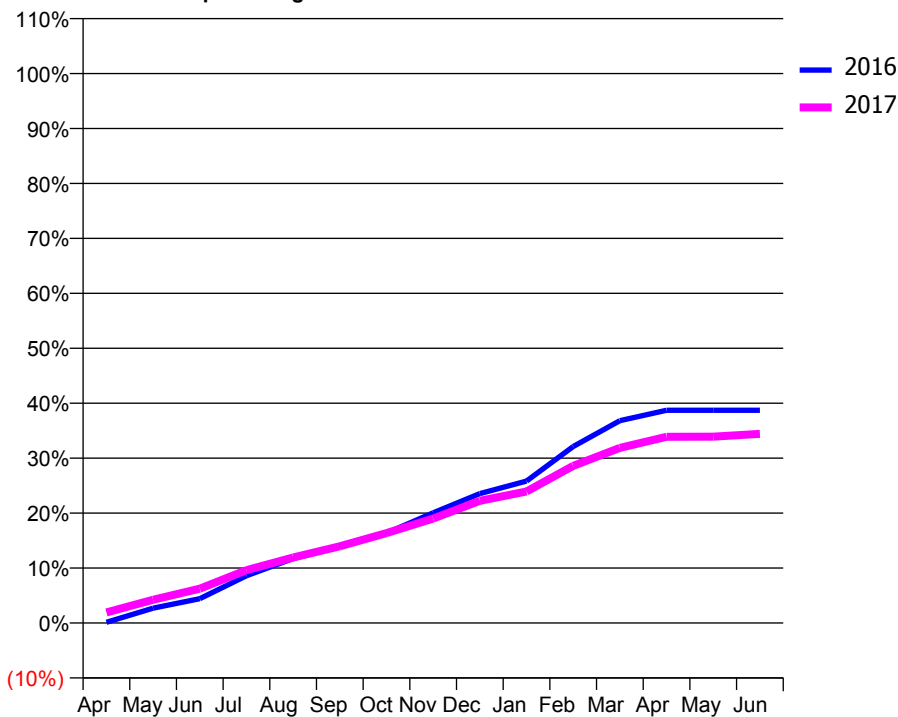
ACCESS*

Patients seen in 24 months	Total	Change since previous quarter
Quarter ending March 2016	3,896	
Quarter ending June 2016	3,841	↓
Quarter ending September 2016	3,707	↓
Quarter ending December 2016	3,646	↓
Quarter ending March 2017	3,731	↑
Variance since March 2016	(4.2%)	↓



ACTIVITY

Cumulative percentage of contracted UDA delivered 2016 & 2017



Month	Adjusted Scheduled Activity (UDA)	
	2016	2017
April	20	270
May	380	594
June	619	876
July	1,204	1,346
August	1,641	1,671
September	1,956	1,956
October	2,290	2,293
November	2,807	2,663
December	3,299	3,114
January	3,618	3,353
February	4,496	4,004
March	5,156	4,462
April	5,419	4,744
May	5,420	4,747
June	5,420	4,819

QUALITY

	Quantity	Base Number	Contract	AT	Region	England
% of FP17s for the same patient ID Re-attending within 3 months - Children	63	848	7.4%	11.5%	13.3%	12.3%
% of FP17s for the same patient ID Re-attending within 3 months - Adults	378	2,315	16.3%	15.6%	17.3%	16.7%
% of FP17s for the same patient ID Re-attending between 3 & 9 months - Children	366	848	43.2%	57.3%	58.9%	57.6%
% of FP17s for the same patient ID Re-attending between 3 & 9 months - Adults	498	2,315	21.5%	52.0%	52.2%	50.1%
% of FP17s for Band 1 Urgent Courses	938	3,148	29.8%	8.2%	9.2%	9.1%
% of FP17s Relating to Free Repair or Replacements	8	3,148	0.3%	1.2%	1.0%	0.8%
% of FP17s Relating to Continuations	14	3,148	0.4%	1.6%	1.4%	1.2%
% of Patients satisfied with the dentistry they have received	1	1	N/A	93.3%	93.1%	92.8%
% of Patients satisfied with the time they had to wait for an appointment	1	1	N/A	90.4%	89.5%	88.7%

* This is based on patients treated on this contract for their most recent course of treatment. Figures in italics indicate the base number of FP17s or Patient Questionnaire responses are less than 100. N/A is shown where the base number of responses is less than 10 during the period. % is calculated as Quantity/Base number*100

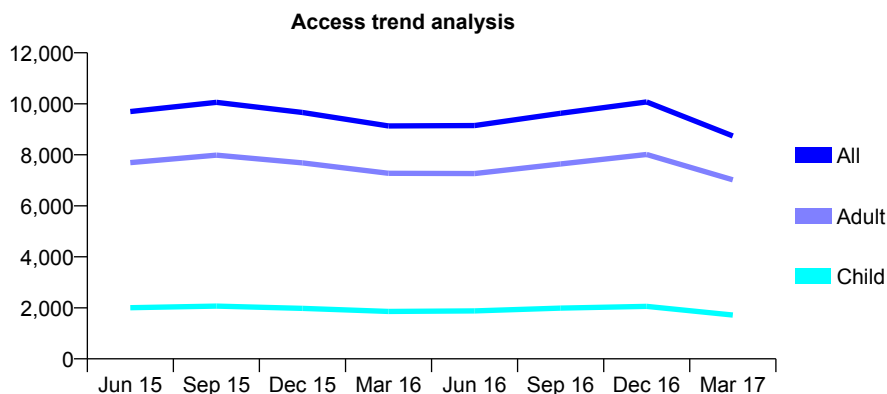
Q49 - Vital Signs At a Glance Contract Report for 101338/0046 - Year end March 2017

Name or company name	Whitecross Dental Care Limited
Contract type name	GDS Contract
Purpose of contract	General
Contract start date	01/02/2007
Contract end date	

16/17 Contracted general activity (UDA)	25,452
Carry forward general activity (UDA)	378
16/17 Contracted orthodontic activity (UOA)	0
Carry forward orthodontic activity (UOA)	0
Baseline contract value	£601,859.49

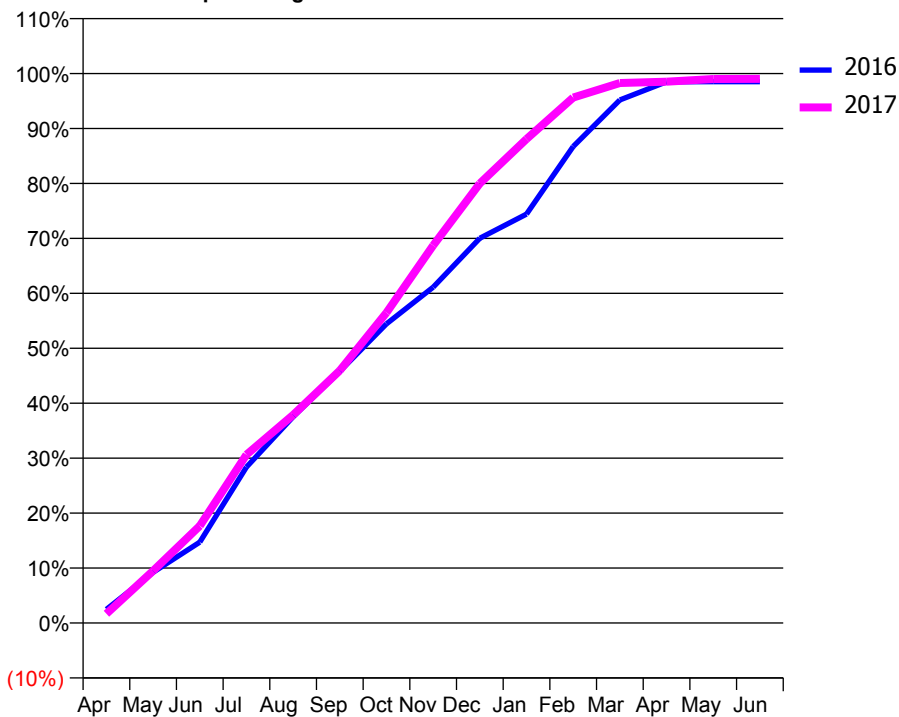
ACCESS*

Patients seen in 24 months	Total	Change since previous quarter
Quarter ending March 2016	9,134	
Quarter ending June 2016	9,146	→
Quarter ending September 2016	9,631	↑
Quarter ending December 2016	10,074	↑
Quarter ending March 2017	8,740	↓
Variance since March 2016	(4.3%)	↓



ACTIVITY

Cumulative percentage of contracted UDA delivered 2016 & 2017



Month	Adjusted Scheduled Activity (UDA)	
	2016	2017
April	635	427
May	2,353	2,417
June	3,748	4,498
July	7,226	7,797
August	9,554	9,637
September	11,657	11,697
October	13,856	14,374
November	15,554	17,491
December	17,824	20,358
January	18,940	22,414
February	22,069	24,340
March	24,228	25,012
April	25,068	25,072
May	25,071	25,200
June	25,074	25,204

QUALITY

	Quantity	Base Number	Contract	AT	Region	England
% of FP17s for the same patient ID Re-attending within 3 months - Children	138	2,497	5.5%	11.5%	13.3%	12.3%
% of FP17s for the same patient ID Re-attending within 3 months - Adults	1,234	9,316	13.2%	15.6%	17.3%	16.7%
% of FP17s for the same patient ID Re-attending between 3 & 9 months - Children	1,088	2,497	43.6%	57.3%	58.9%	57.6%
% of FP17s for the same patient ID Re-attending between 3 & 9 months - Adults	3,705	9,316	39.8%	52.0%	52.2%	50.1%
% of FP17s for Band 1 Urgent Courses	1,202	11,471	10.5%	8.2%	9.2%	9.1%
% of FP17s Relating to Free Repair or Replacements	60	11,471	0.5%	1.2%	1.0%	0.8%
% of FP17s Relating to Continuations	201	11,471	1.8%	1.6%	1.4%	1.2%
% of Patients satisfied with the dentistry they have received	28	31	90.3%	93.3%	93.1%	92.8%
% of Patients satisfied with the time they had to wait for an appointment	27	31	87.1%	90.4%	89.5%	88.7%

* This is based on patients treated on this contract for their most recent course of treatment. Figures in italics indicate the base number of FP17s or Patient Questionnaire responses are less than 100. N/A is shown where the base number of responses is less than 10 during the period. % is calculated as Quantity/Base number*100

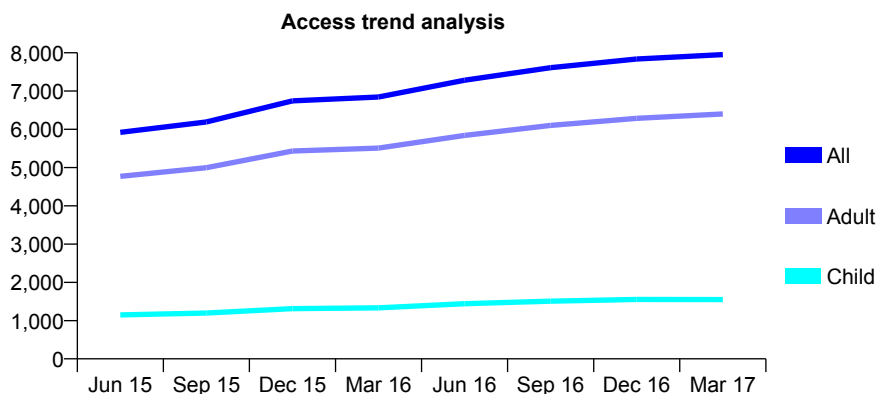
Q49 - Vital Signs At a Glance Contract Report for 101338/0071 - Year end March 2017

Name or company name	Whitecross Dental Care Limited
Contract type name	Pilot Contract
Purpose of contract	General
Contract start date	01/12/2008
Contract end date	

16/17 Contracted general activity (UDA)	24,295
Carry forward general activity (UDA)	0
16/17 Contracted orthodontic activity (UOA)	0
Carry forward orthodontic activity (UOA)	0
Baseline contract value	£538,629.82

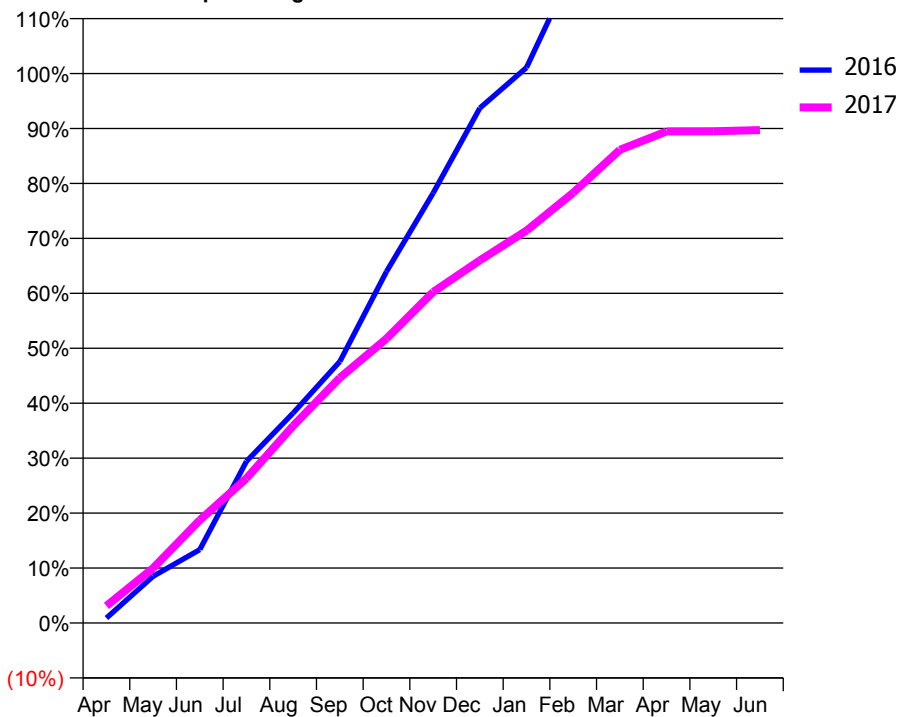
ACCESS*

Patients seen in 24 months	Total	Change since previous quarter
Quarter ending March 2016	6,843	
Quarter ending June 2016	7,284	↑
Quarter ending September 2016	7,612	↑
Quarter ending December 2016	7,837	↑
Quarter ending March 2017	7,952	→
Variance since March 2016	16.2%	↑



ACTIVITY

Cumulative percentage of contracted UDA delivered 2016 & 2017



Month	Adjusted Scheduled Activity (UDA)	
	2016	2017
April	133	759
May	1,248	2,423
June	1,964	4,551
July	4,323	6,392
August	5,615	8,718
September	6,992	10,838
October	9,400	12,570
November	11,502	14,637
December	13,773	16,031
January	14,856	17,350
February	17,499	19,022
March	19,178	20,923
April	19,835	21,733
May	19,969	21,738
June	20,945	21,796

QUALITY

	Quantity	Base Number	Contract	AT	Region	England
% of FP17s for the same patient ID Re-attending within 3 months - Children	104	2,377	4.4%	11.5%	13.3%	12.3%
% of FP17s for the same patient ID Re-attending within 3 months - Adults	924	9,121	10.1%	15.6%	17.3%	16.7%
% of FP17s for the same patient ID Re-attending between 3 & 9 months - Children	1,483	2,377	62.4%	57.3%	58.9%	57.6%
% of FP17s for the same patient ID Re-attending between 3 & 9 months - Adults	4,332	9,121	47.5%	52.0%	52.2%	50.1%
% of FP17s for Band 1 Urgent Courses	614	11,052	5.6%	8.2%	9.2%	9.1%
% of FP17s Relating to Free Repair or Replacements	139	11,052	1.3%	1.2%	1.0%	0.8%
% of FP17s Relating to Continuations	139	11,052	1.3%	1.6%	1.4%	1.2%
% of Patients satisfied with the dentistry they have received	14	16	87.5%	93.3%	93.1%	92.8%
% of Patients satisfied with the time they had to wait for an appointment	10	16	62.5%	90.4%	89.5%	88.7%

* This is based on patients treated on this contract for their most recent course of treatment. Figures in italics indicate the base number of FP17s or Patient Questionnaire responses are less than 100. N/A is shown where the base number of responses is less than 10 during the period. % is calculated as Quantity/Base number*100

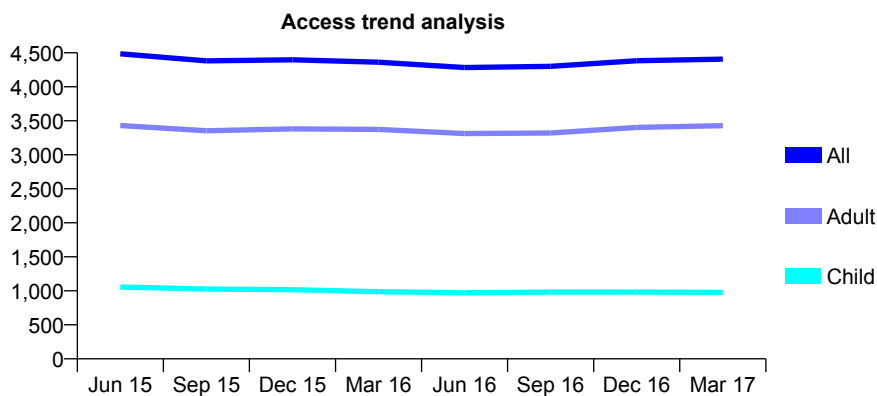
Q49 - Vital Signs At a Glance Contract Report for 101435/0117 - Year end March 2017

Name or company name	IDH Limited
Contract type name	GDS Contract
Purpose of contract	General
Contract start date	01/10/2008
Contract end date	

16/17 Contracted general activity (UDA)	13,000
Carry forward general activity (UDA)	44
16/17 Contracted orthodontic activity (UOA)	0
Carry forward orthodontic activity (UOA)	0
Baseline contract value	£319,540.00

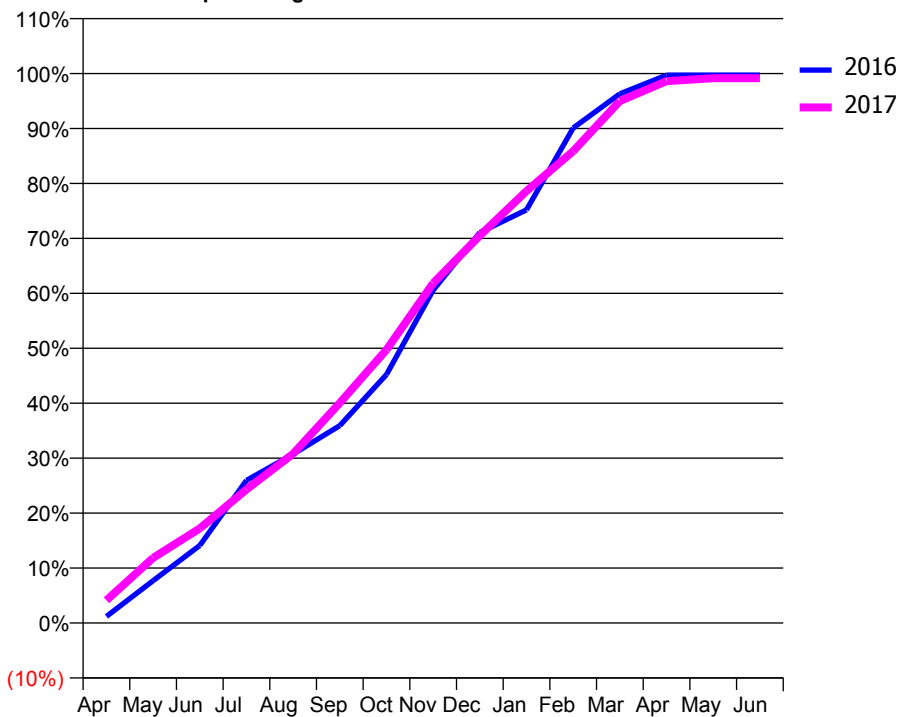
ACCESS*

Patients seen in 24 months	Total	Change since previous quarter
Quarter ending March 2016	4,361	
Quarter ending June 2016	4,283	↓
Quarter ending September 2016	4,301	→
Quarter ending December 2016	4,384	→
Quarter ending March 2017	4,407	→
Variance since March 2016	1.1%	→



ACTIVITY

Cumulative percentage of contracted UDA delivered 2016 & 2017



Month	Adjusted Scheduled Activity (UDA)	
	2016	2017
April	181	539
May	1,154	1,541
June	2,118	2,238
July	3,893	3,161
August	4,608	4,005
September	5,388	5,208
October	6,783	6,467
November	9,086	8,039
December	10,658	9,166
January	11,277	10,221
February	13,514	11,161
March	14,445	12,348
April	14,956	12,820
May	14,956	12,888
June	14,956	12,889

QUALITY

	Quantity	Base Number	Contract	AT	Region	England
% of FP17s for the same patient ID Re-attending within 3 months - Children	148	1,396	10.6%	11.5%	13.3%	12.3%
% of FP17s for the same patient ID Re-attending within 3 months - Adults	593	4,124	14.4%	15.6%	17.3%	16.7%
% of FP17s for the same patient ID Re-attending between 3 & 9 months - Children	711	1,396	50.9%	57.3%	58.9%	57.6%
% of FP17s for the same patient ID Re-attending between 3 & 9 months - Adults	1,767	4,124	42.8%	52.0%	52.2%	50.1%
% of FP17s for Band 1 Urgent Courses	554	5,536	10.0%	8.2%	9.2%	9.1%
% of FP17s Relating to Free Repair or Replacements	63	5,536	1.1%	1.2%	1.0%	0.8%
% of FP17s Relating to Continuations	131	5,536	2.4%	1.6%	1.4%	1.2%
% of Patients satisfied with the dentistry they have received	5	5	N/A	93.3%	93.1%	92.8%
% of Patients satisfied with the time they had to wait for an appointment	4	5	N/A	90.4%	89.5%	88.7%

* This is based on patients treated on this contract for their most recent course of treatment. Figures in italics indicate the base number of FP17s or Patient Questionnaire responses are less than 100. N/A is shown where the base number of responses is less than 10 during the period. % is calculated as Quantity/Base number*100

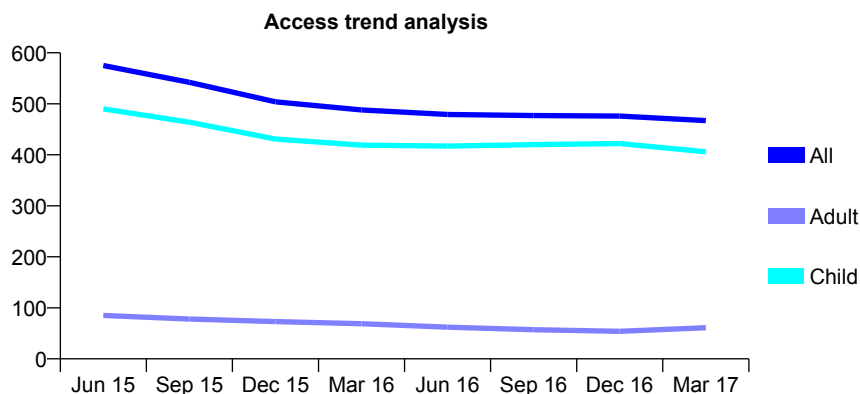
Q49 - Vital Signs At a Glance Contract Report for 105953/0001 - Year end March 2017

Name or company name	St Helen's Dental Practice Ltd
Contract type name	GDS Contract
Purpose of contract	General
Contract start date	01/05/2011
Contract end date	

16/17 Contracted general activity (UDA)	1,000
Carry forward general activity (UDA)	0
16/17 Contracted orthodontic activity (UOA)	0
Carry forward orthodontic activity (UOA)	0
Baseline contract value	£23,326.85

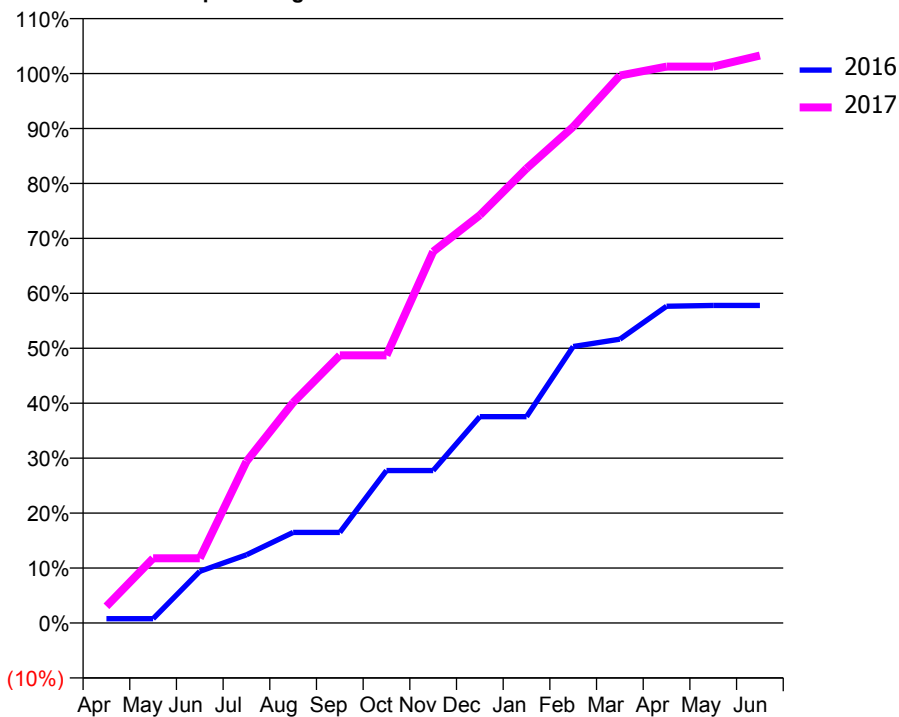
ACCESS*

Patients seen in 24 months	Total	Change since previous quarter
Quarter ending March 2016	488	
Quarter ending June 2016	479	↓
Quarter ending September 2016	477	→
Quarter ending December 2016	476	→
Quarter ending March 2017	467	↓
Variance since March 2016	(4.3%)	↓



ACTIVITY

Cumulative percentage of contracted UDA delivered 2016 & 2017



Month	Adjusted Scheduled Activity (UDA)	
	2016	2017
April	12	30
May	12	118
June	141	118
July	186	294
August	247	401
September	247	487
October	416	487
November	416	676
December	563	742
January	563	827
February	755	903
March	775	996
April	865	1,013
May	867	1,013
June	867	1,033

QUALITY

	Quantity	Base Number	Contract	AT	Region	England
% of FP17s for the same patient ID Re-attending within 3 months - Children	65	733	8.9%	11.5%	13.3%	12.3%
% of FP17s for the same patient ID Re-attending within 3 months - Adults	0	1	0.0%	15.6%	17.3%	16.7%
% of FP17s for the same patient ID Re-attending between 3 & 9 months - Children	377	733	51.4%	57.3%	58.9%	57.6%
% of FP17s for the same patient ID Re-attending between 3 & 9 months - Adults	0	1	0.0%	52.0%	52.2%	50.1%
% of FP17s for Band 1 Urgent Courses	13	691	1.9%	8.2%	9.2%	9.1%
% of FP17s Relating to Free Repair or Replacements	0	691	0.0%	1.2%	1.0%	0.8%
% of FP17s Relating to Continuations	4	691	0.6%	1.6%	1.4%	1.2%
% of Patients satisfied with the dentistry they have received	0	0	N/A	93.3%	93.1%	92.8%
% of Patients satisfied with the time they had to wait for an appointment	0	0	N/A	90.4%	89.5%	88.7%

* This is based on patients treated on this contract for their most recent course of treatment. Figures in italics indicate the base number of FP17s or Patient Questionnaire responses are less than 100. N/A is shown where the base number of responses is less than 10 during the period. % is calculated as Quantity/Base number*100

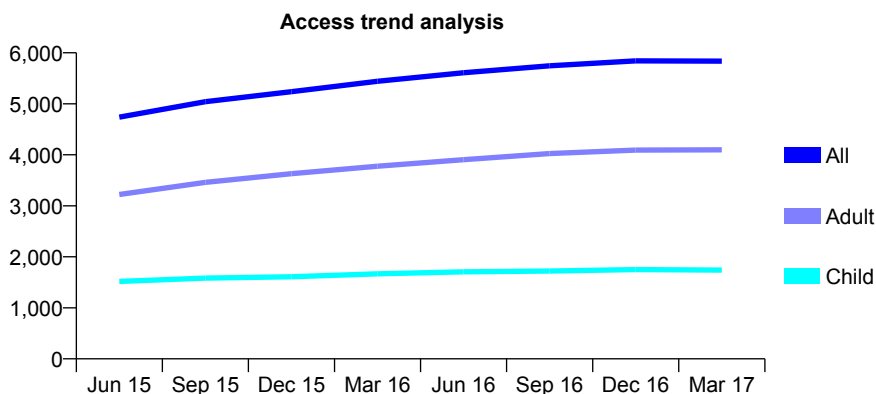
Q49 - Vital Signs At a Glance Contract Report for 106453/0001 - Year end March 2017

Name or company name	The Whitley Dental Clinic Partnership
Contract type name	GDS Contract
Purpose of contract	General
Contract start date	01/11/2013
Contract end date	

16/17 Contracted general activity (UDA)	13,279
Carry forward general activity (UDA)	0
16/17 Contracted orthodontic activity (UOA)	0
Carry forward orthodontic activity (UOA)	0
Baseline contract value	£322,766.28

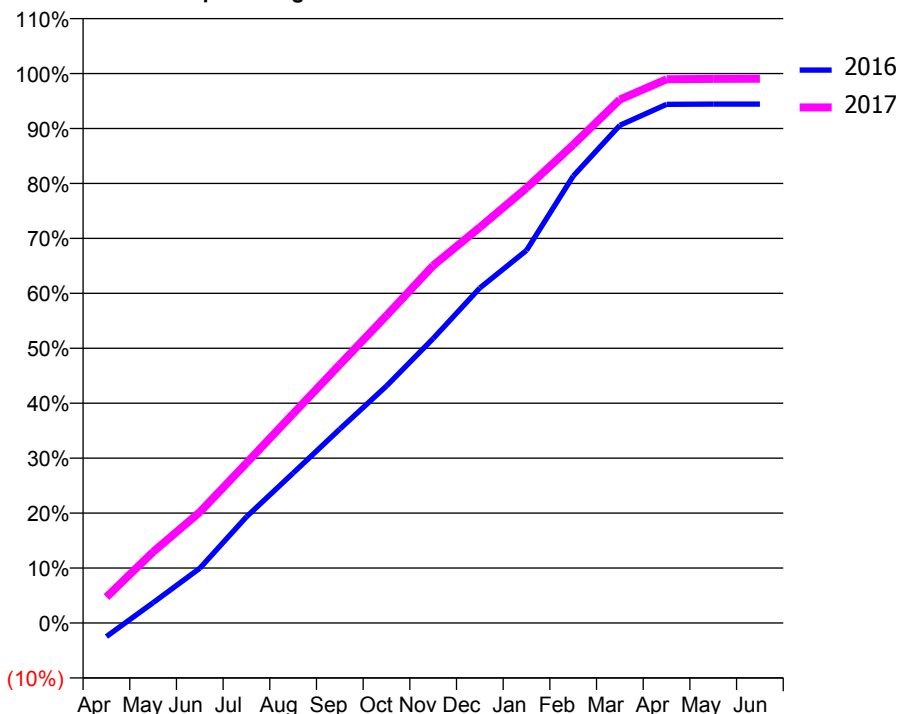
ACCESS*

Patients seen in 24 months	Total	Change since previous quarter
Quarter ending March 2016	5,443	
Quarter ending June 2016	5,610	↑
Quarter ending September 2016	5,746	↑
Quarter ending December 2016	5,843	→
Quarter ending March 2017	5,837	→
Variance since March 2016	7.2%	↑



ACTIVITY

Cumulative percentage of contracted UDA delivered 2016 & 2017



Adjusted Scheduled Activity (UDA)

Month	2016	2017
April	-330	628
May	490	1,720
June	1,322	2,681
July	2,568	3,865
August	3,622	5,056
September	4,686	6,246
October	5,729	7,430
November	6,875	8,637
December	8,097	9,562
January	9,004	10,513
February	10,801	11,557
March	12,027	12,649
April	12,534	13,139
May	12,541	13,150
June	12,540	13,153

QUALITY

	Quantity	Base Number	Contract	AT	Region	England
% of FP17s for the same patient ID Re-attending within 3 months - Children	230	2,481	9.3%	11.5%	13.3%	12.3%
% of FP17s for the same patient ID Re-attending within 3 months - Adults	1,006	5,556	18.1%	15.6%	17.3%	16.7%
% of FP17s for the same patient ID Re-attending between 3 & 9 months - Children	1,365	2,481	55.0%	57.3%	58.9%	57.6%
% of FP17s for the same patient ID Re-attending between 3 & 9 months - Adults	2,876	5,556	51.8%	52.0%	52.2%	50.1%
% of FP17s for Band 1 Urgent Courses	791	7,541	10.5%	8.2%	9.2%	9.1%
% of FP17s Relating to Free Repair or Replacements	81	7,541	1.1%	1.2%	1.0%	0.8%
% of FP17s Relating to Continuations	58	7,541	0.8%	1.6%	1.4%	1.2%
% of Patients satisfied with the dentistry they have received	8	9	N/A	93.3%	93.1%	92.8%
% of Patients satisfied with the time they had to wait for an appointment	9	9	N/A	90.4%	89.5%	88.7%

* This is based on patients treated on this contract for their most recent course of treatment. Figures in italics indicate the base number of FP17s or Patient Questionnaire responses are less than 100. N/A is shown where the base number of responses is less than 10 during the period. % is calculated as Quantity/Base number*100

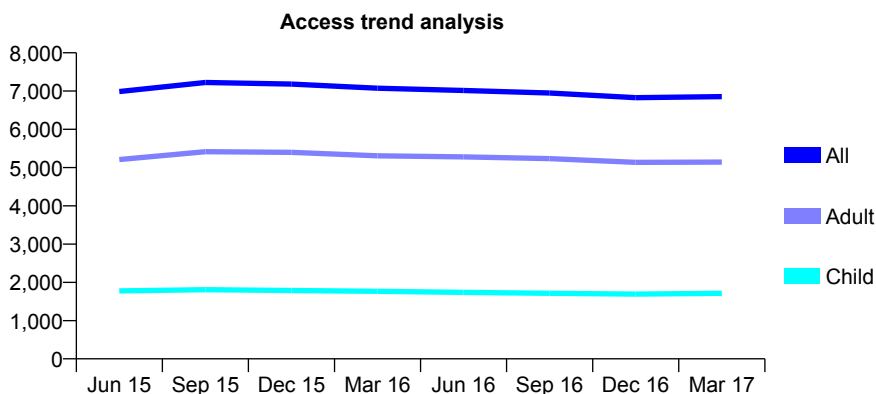
Q49 - Vital Signs At a Glance Contract Report for 109193/0001 - Year end March 2017

Name or company name	Browns ₂ Dental Surgery
Contract type name	GDS Contract
Purpose of contract	General
Contract start date	09/10/2013
Contract end date	

16/17 Contracted general activity (UDA)	20,354
Carry forward general activity (UDA)	0
16/17 Contracted orthodontic activity (UOA)	0
Carry forward orthodontic activity (UOA)	0
Baseline contract value	£540,081.45

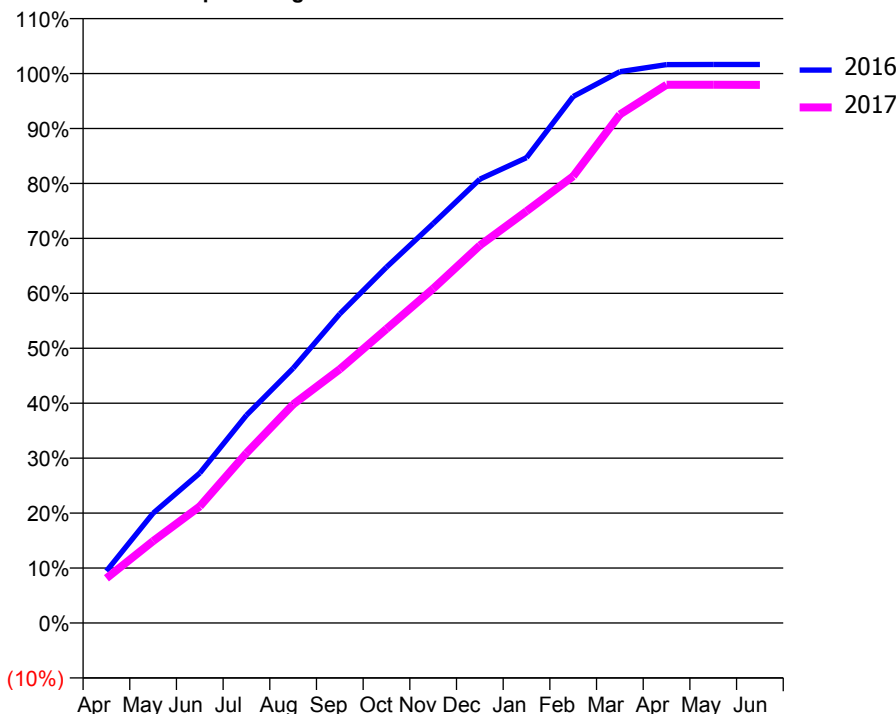
ACCESS*

Patients seen in 24 months	Total	Change since previous quarter
Quarter ending March 2016	7,074	
Quarter ending June 2016	7,014	→
Quarter ending September 2016	6,949	→
Quarter ending December 2016	6,827	↓
Quarter ending March 2017	6,855	→
Variance since March 2016	(3.1%)	↓



ACTIVITY

Cumulative percentage of contracted UDA delivered 2016 & 2017



Month	Adjusted Scheduled Activity (UDA)	
	2016	2017
April	1,924	1,657
May	4,068	3,033
June	5,557	4,317
July	7,700	6,294
August	9,436	8,099
September	11,452	9,400
October	13,179	10,894
November	14,797	12,384
December	16,442	13,986
January	17,235	15,256
February	19,505	16,550
March	20,421	18,836
April	20,686	19,936
May	20,689	19,936
June	20,689	19,935

QUALITY

	Quantity	Base Number	Contract	AT	Region	England
% of FP17s for the same patient ID Re-attending within 3 months - Children	165	2,224	7.4%	11.5%	13.3%	12.3%
% of FP17s for the same patient ID Re-attending within 3 months - Adults	1,033	6,593	15.7%	15.6%	17.3%	16.7%
% of FP17s for the same patient ID Re-attending between 3 & 9 months - Children	1,065	2,224	47.9%	57.3%	58.9%	57.6%
% of FP17s for the same patient ID Re-attending between 3 & 9 months - Adults	3,017	6,593	45.8%	52.0%	52.2%	50.1%
% of FP17s for Band 1 Urgent Courses	769	9,089	8.5%	8.2%	9.2%	9.1%
% of FP17s Relating to Free Repair or Replacements	97	9,089	1.1%	1.2%	1.0%	0.8%
% of FP17s Relating to Continuations	282	9,089	3.1%	1.6%	1.4%	1.2%
% of Patients satisfied with the dentistry they have received	6	7	N/A	93.3%	93.1%	92.8%
% of Patients satisfied with the time they had to wait for an appointment	6	7	N/A	90.4%	89.5%	88.7%

* This is based on patients treated on this contract for their most recent course of treatment. Figures in italics indicate the base number of FP17s or Patient Questionnaire responses are less than 100. N/A is shown where the base number of responses is less than 10 during the period. % is calculated as Quantity/Base number*100

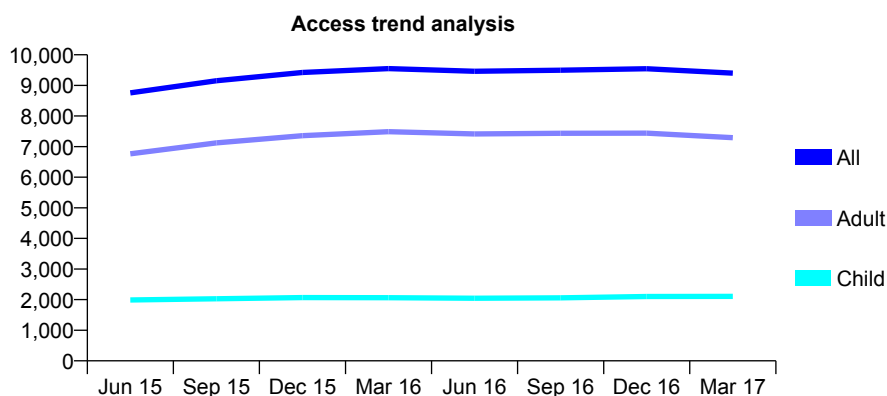
Q49 - Vital Signs At a Glance Contract Report for 109290/0001 - Year end March 2017

Name or company name	Kenton Park Dental Practice Partnership
Contract type name	GDS Contract
Purpose of contract	General
Contract start date	01/08/2013
Contract end date	

16/17 Contracted general activity (UDA)	29,318
Carry forward general activity (UDA)	0
16/17 Contracted orthodontic activity (UOA)	0
Carry forward orthodontic activity (UOA)	0
Baseline contract value	£746,373.09

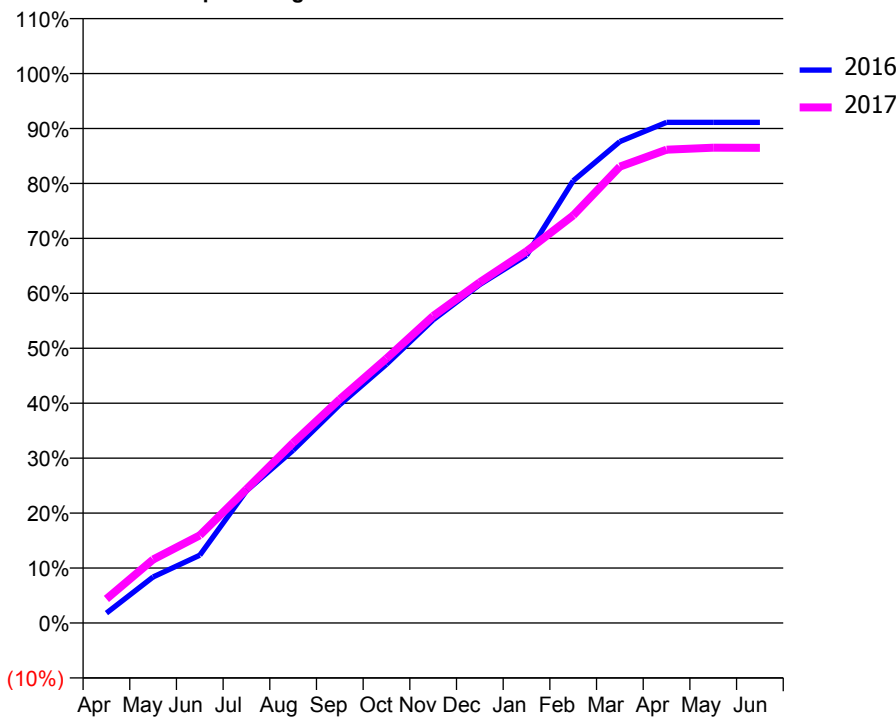
ACCESS*

Patients seen in 24 months	Total	Change since previous quarter
Quarter ending March 2016	9,549	
Quarter ending June 2016	9,461	→
Quarter ending September 2016	9,498	→
Quarter ending December 2016	9,543	→
Quarter ending March 2017	9,401	↓
Variance since March 2016	(1.5%)	↓



ACTIVITY

Cumulative percentage of contracted UDA delivered 2016 & 2017



Month	Adjusted Scheduled Activity (UDA)	
	2016	2017
April	529	1,285
May	2,458	3,392
June	3,619	4,680
July	7,053	7,141
August	9,219	9,617
September	11,647	11,942
October	13,804	14,113
November	16,174	16,379
December	18,063	18,182
January	19,612	19,829
February	23,595	21,743
March	25,687	24,351
April	26,714	25,252
May	26,713	25,363
June	26,712	25,351

QUALITY

	Quantity	Base Number	Contract	AT	Region	England
% of FP17s for the same patient ID Re-attending within 3 months - Children	196	3,018	6.5%	11.5%	13.3%	12.3%
% of FP17s for the same patient ID Re-attending within 3 months - Adults	1,439	10,401	13.8%	15.6%	17.3%	16.7%
% of FP17s for the same patient ID Re-attending between 3 & 9 months - Children	1,863	3,018	61.7%	57.3%	58.9%	57.6%
% of FP17s for the same patient ID Re-attending between 3 & 9 months - Adults	6,230	10,401	59.9%	52.0%	52.2%	50.1%
% of FP17s for Band 1 Urgent Courses	1,026	13,341	7.7%	8.2%	9.2%	9.1%
% of FP17s Relating to Free Repair or Replacements	226	13,341	1.7%	1.2%	1.0%	0.8%
% of FP17s Relating to Continuations	220	13,341	1.6%	1.6%	1.4%	1.2%
% of Patients satisfied with the dentistry they have received	21	22	95.5%	93.3%	93.1%	92.8%
% of Patients satisfied with the time they had to wait for an appointment	20	22	90.9%	90.4%	89.5%	88.7%

* This is based on patients treated on this contract for their most recent course of treatment. Figures in italics indicate the base number of FP17s or Patient Questionnaire responses are less than 100. N/A is shown where the base number of responses is less than 10 during the period. % is calculated as Quantity/Base number*100

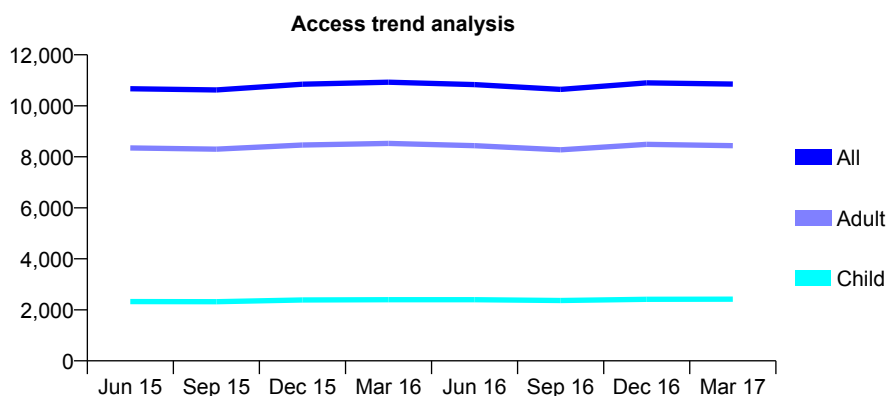
Q49 - Vital Signs At a Glance Contract Report for 109401/0002 - Year end March 2017

Name or company name	IDH 406 Ltd
Contract type name	GDS Contract
Purpose of contract	General
Contract start date	01/05/2009
Contract end date	

16/17 Contracted general activity (UDA)	32,775
Carry forward general activity (UDA)	1,016
16/17 Contracted orthodontic activity (UOA)	0
Carry forward orthodontic activity (UOA)	0
Baseline contract value	£782,190.14

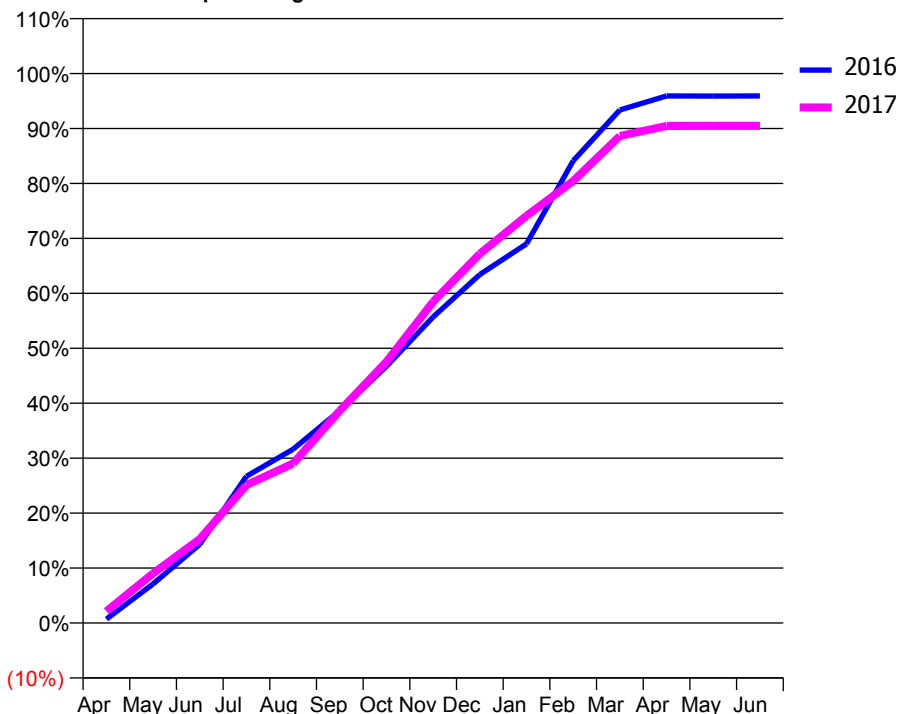
ACCESS*

Patients seen in 24 months	Total	Change since previous quarter
Quarter ending March 2016	10,926	
Quarter ending June 2016	10,832	→
Quarter ending September 2016	10,642	↓
Quarter ending December 2016	10,900	↑
Quarter ending March 2017	10,853	→
Variance since March 2016	(0.7%)	→



ACTIVITY

Cumulative percentage of contracted UDA delivered 2016 & 2017



Adjusted Scheduled Activity (UDA)

Month	2016	2017
April	238	706
May	2,338	2,962
June	4,693	5,004
July	8,756	8,231
August	10,367	9,516
September	12,671	12,663
October	15,318	15,586
November	18,255	19,166
December	20,788	22,024
January	22,616	24,282
February	27,569	26,362
March	30,604	29,049
April	31,432	29,647
May	31,431	29,651
June	31,437	29,652

QUALITY

	Quantity	Base Number	Contract	AT	Region	England
% of FP17s for the same patient ID Re-attending within 3 months - Children	156	3,333	4.7%	11.5%	13.3%	12.3%
% of FP17s for the same patient ID Re-attending within 3 months - Adults	1,185	10,498	11.3%	15.6%	17.3%	16.7%
% of FP17s for the same patient ID Re-attending between 3 & 9 months - Children	1,845	3,333	55.4%	57.3%	58.9%	57.6%
% of FP17s for the same patient ID Re-attending between 3 & 9 months - Adults	4,812	10,498	45.8%	52.0%	52.2%	50.1%
% of FP17s for Band 1 Urgent Courses	1,109	13,741	8.1%	8.2%	9.2%	9.1%
% of FP17s Relating to Free Repair or Replacements	66	13,741	0.5%	1.2%	1.0%	0.8%
% of FP17s Relating to Continuations	190	13,741	1.4%	1.6%	1.4%	1.2%
% of Patients satisfied with the dentistry they have received	14	16	87.5%	93.3%	93.1%	92.8%
% of Patients satisfied with the time they had to wait for an appointment	15	16	93.8%	90.4%	89.5%	88.7%

* This is based on patients treated on this contract for their most recent course of treatment. Figures in italics indicate the base number of FP17s or Patient Questionnaire responses are less than 100. N/A is shown where the base number of responses is less than 10 during the period. % is calculated as Quantity/Base number*100

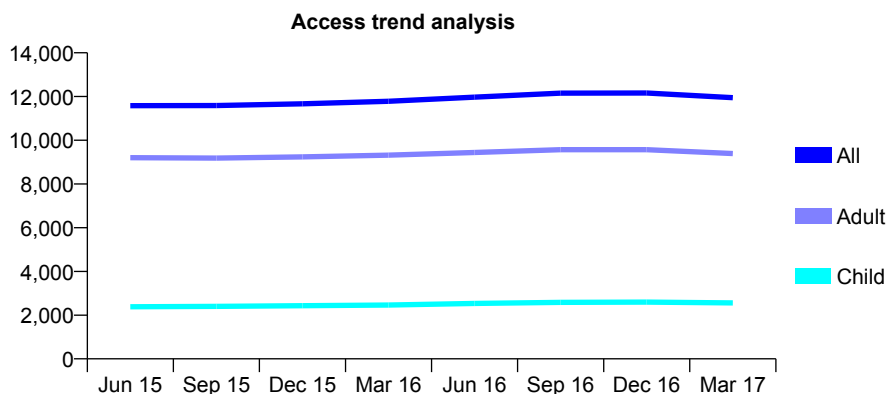
Q49 - Vital Signs At a Glance Contract Report for 116521/0001 - Year end March 2017

Name or company name	Central Dental Practice
Contract type name	GDS Contract
Purpose of contract	General
Contract start date	01/04/2010
Contract end date	

16/17 Contracted general activity (UDA)	37,500
Carry forward general activity (UDA)	838
16/17 Contracted orthodontic activity (UOA)	0
Carry forward orthodontic activity (UOA)	0
Baseline contract value	£886,654.63

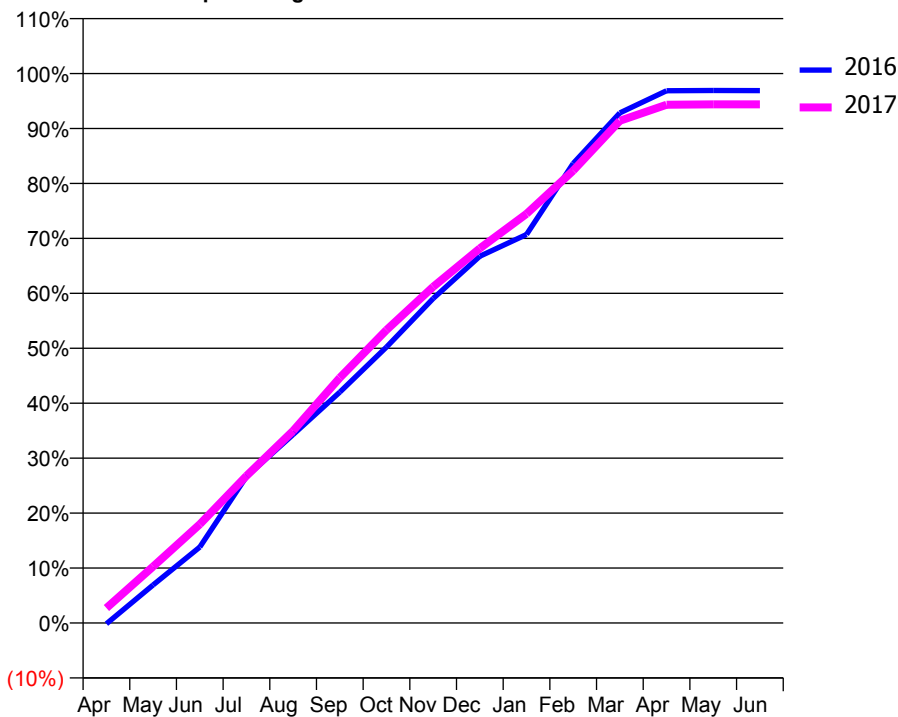
ACCESS*

Patients seen in 24 months	Total	Change since previous quarter
Quarter ending March 2016	11,783	
Quarter ending June 2016	11,970	→
Quarter ending September 2016	12,153	→
Quarter ending December 2016	12,161	→
Quarter ending March 2017	11,950	↓
Variance since March 2016	1.4%	→



ACTIVITY

Cumulative percentage of contracted UDA delivered 2016 & 2017



Month	Adjusted Scheduled Activity (UDA)	
	2016	2017
April	-61	1,021
May	2,595	3,851
June	5,186	6,737
July	9,996	10,041
August	12,859	13,115
September	15,755	16,736
October	18,837	19,993
November	22,145	22,947
December	25,032	25,568
January	26,518	27,925
February	31,360	30,874
March	34,816	34,280
April	36,321	35,370
May	36,337	35,398
June	36,332	35,397

QUALITY

	Quantity	Base Number	Contract	AT	Region	England
% of FP17s for the same patient ID Re-attending within 3 months - Children	335	3,667	9.1%	11.5%	13.3%	12.3%
% of FP17s for the same patient ID Re-attending within 3 months - Adults	1,507	11,476	13.1%	15.6%	17.3%	16.7%
% of FP17s for the same patient ID Re-attending between 3 & 9 months - Children	1,943	3,667	53.0%	57.3%	58.9%	57.6%
% of FP17s for the same patient ID Re-attending between 3 & 9 months - Adults	5,188	11,476	45.2%	52.0%	52.2%	50.1%
% of FP17s for Band 1 Urgent Courses	2,152	14,980	14.4%	8.2%	9.2%	9.1%
% of FP17s Relating to Free Repair or Replacements	128	14,980	0.9%	1.2%	1.0%	0.8%
% of FP17s Relating to Continuations	263	14,980	1.8%	1.6%	1.4%	1.2%
% of Patients satisfied with the dentistry they have received	19	19	100.0%	93.3%	93.1%	92.8%
% of Patients satisfied with the time they had to wait for an appointment	17	19	89.5%	90.4%	89.5%	88.7%

* This is based on patients treated on this contract for their most recent course of treatment. Figures in italics indicate the base number of FP17s or Patient Questionnaire responses are less than 100. N/A is shown where the base number of responses is less than 10 during the period. % is calculated as Quantity/Base number*100

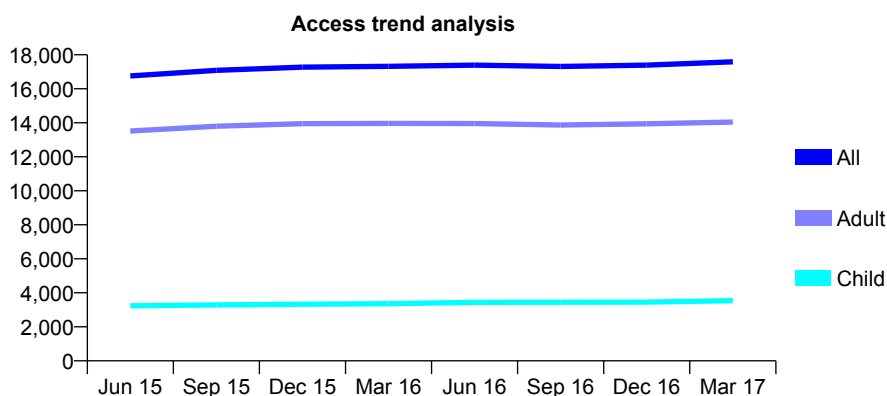
Q49 - Vital Signs At a Glance Contract Report for 116998/0001 - Year end March 2017

Name or company name	The Cowpen and Waterloo Dental Practice
Contract type name	GDS Contract
Purpose of contract	General
Contract start date	30/07/2013
Contract end date	

16/17 Contracted general activity (UDA)	61,155
Carry forward general activity (UDA)	0
16/17 Contracted orthodontic activity (UOA)	0
Carry forward orthodontic activity (UOA)	0
Baseline contract value	£1,872,044.02

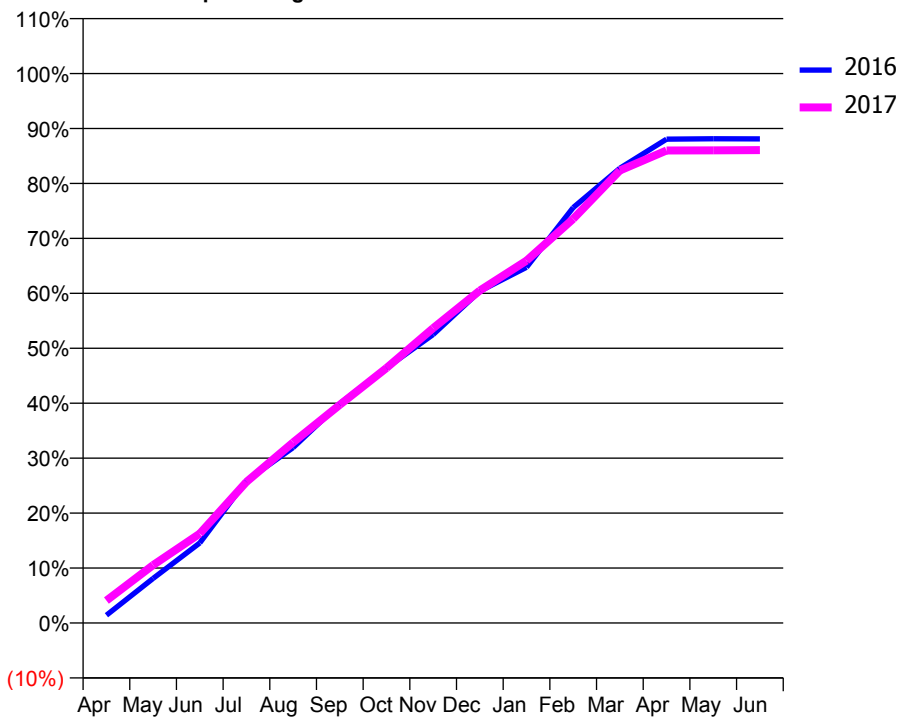
ACCESS*

Patients seen in 24 months	Total	Change since previous quarter
Quarter ending March 2016	17,322	
Quarter ending June 2016	17,396	→
Quarter ending September 2016	17,312	→
Quarter ending December 2016	17,391	→
Quarter ending March 2017	17,586	→
Variance since March 2016	1.5%	→



ACTIVITY

Cumulative percentage of contracted UDA delivered 2016 & 2017



Month	Adjusted Scheduled Activity (UDA)	
	2016	2017
April	869	2,498
May	4,971	6,443
June	8,918	9,954
July	15,830	15,709
August	19,518	20,101
September	24,424	24,281
October	28,400	28,383
November	32,105	32,818
December	36,927	37,011
January	39,580	40,322
February	46,240	44,968
March	50,606	50,355
April	53,846	52,590
May	53,894	52,600
June	53,878	52,633

QUALITY

	Quantity	Base Number	Contract	AT	Region	England
% of FP17s for the same patient ID Re-attending within 3 months - Children	370	5,104	7.2%	11.5%	13.3%	12.3%
% of FP17s for the same patient ID Re-attending within 3 months - Adults	2,573	19,429	13.2%	15.6%	17.3%	16.7%
% of FP17s for the same patient ID Re-attending between 3 & 9 months - Children	2,707	5,104	53.0%	57.3%	58.9%	57.6%
% of FP17s for the same patient ID Re-attending between 3 & 9 months - Adults	10,746	19,429	55.3%	52.0%	52.2%	50.1%
% of FP17s for Band 1 Urgent Courses	1,945	23,904	8.1%	8.2%	9.2%	9.1%
% of FP17s Relating to Free Repair or Replacements	312	23,904	1.3%	1.2%	1.0%	0.8%
% of FP17s Relating to Continuations	383	23,904	1.6%	1.6%	1.4%	1.2%
% of Patients satisfied with the dentistry they have received	18	24	75.0%	93.3%	93.1%	92.8%
% of Patients satisfied with the time they had to wait for an appointment	19	24	79.2%	90.4%	89.5%	88.7%

* This is based on patients treated on this contract for their most recent course of treatment. Figures in italics indicate the base number of FP17s or Patient Questionnaire responses are less than 100. N/A is shown where the base number of responses is less than 10 during the period. % is calculated as Quantity/Base number*100

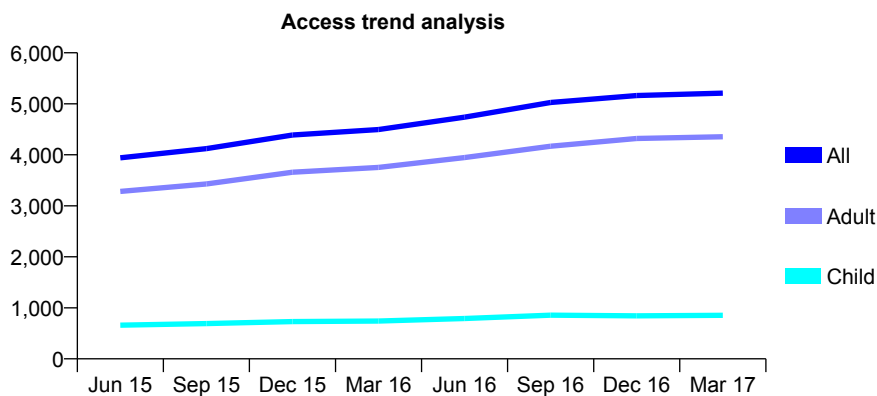
Q49 - Vital Signs At a Glance Contract Report for 118060/0023 - Year end March 2017

Name or company name	Genix Healthcare Ltd
Contract type name	PDS Plus Contract
Purpose of contract	General
Contract start date	25/08/2010
Contract end date	31/03/2020

16/17 Contracted general activity (UDA)	20,000
Carry forward general activity (UDA)	0
16/17 Contracted orthodontic activity (UOA)	0
Carry forward orthodontic activity (UOA)	0
Baseline contract value	£294,789.39

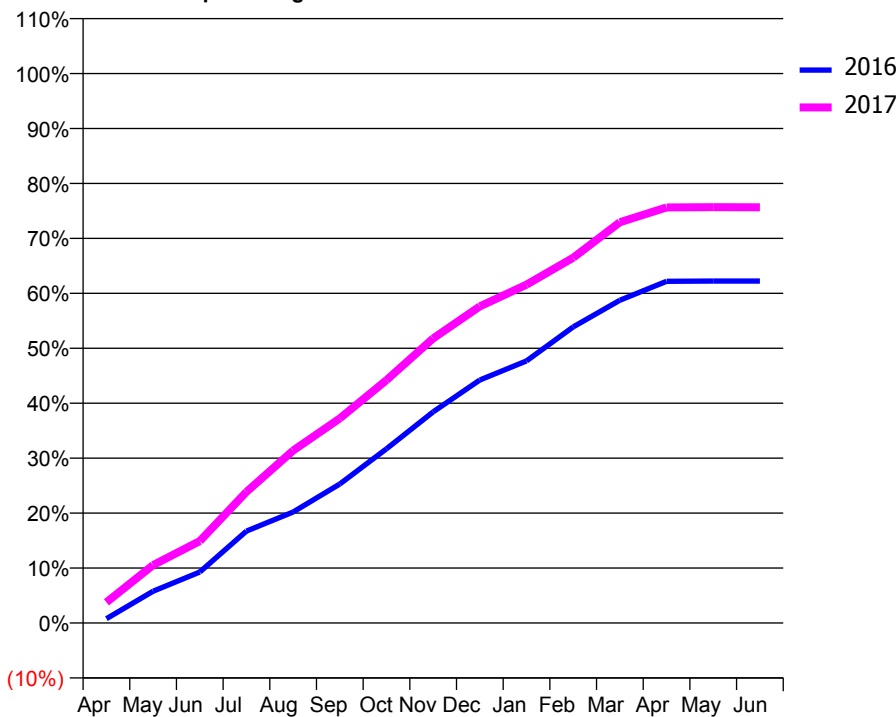
ACCESS*

Patients seen in 24 months	Total	Change since previous quarter
Quarter ending March 2016	4,495	
Quarter ending June 2016	4,738	↑
Quarter ending September 2016	5,025	↑
Quarter ending December 2016	5,162	↑
Quarter ending March 2017	5,208	→
Variance since March 2016	15.9%	↑



ACTIVITY

Cumulative percentage of contracted UDA delivered 2016 & 2017



Month	Adjusted Scheduled Activity (UDA)	
	2016	2017
April	156	755
May	1,155	2,110
June	1,854	2,984
July	3,345	4,774
August	4,042	6,276
September	5,060	7,446
October	6,339	8,841
November	7,683	10,362
December	8,843	11,526
January	9,539	12,315
February	10,779	13,298
March	11,750	14,585
April	12,437	15,124
May	12,446	15,134
June	12,446	15,132

QUALITY

	Quantity	Base Number	Contract	AT	Region	England
% of FP17s for the same patient ID Re-attending within 3 months - Children	65	1,334	4.9%	11.5%	13.3%	12.3%
% of FP17s for the same patient ID Re-attending within 3 months - Adults	691	6,221	11.1%	15.6%	17.3%	16.7%
% of FP17s for the same patient ID Re-attending between 3 & 9 months - Children	776	1,334	58.2%	57.3%	58.9%	57.6%
% of FP17s for the same patient ID Re-attending between 3 & 9 months - Adults	3,390	6,221	54.5%	52.0%	52.2%	50.1%
% of FP17s for Band 1 Urgent Courses	415	7,440	5.6%	8.2%	9.2%	9.1%
% of FP17s Relating to Free Repair or Replacements	83	7,440	1.1%	1.2%	1.0%	0.8%
% of FP17s Relating to Continuations	72	7,440	1.0%	1.6%	1.4%	1.2%
% of Patients satisfied with the dentistry they have received	10	10	100.0%	93.3%	93.1%	92.8%
% of Patients satisfied with the time they had to wait for an appointment	10	10	100.0%	90.4%	89.5%	88.7%

* This is based on patients treated on this contract for their most recent course of treatment. Figures in italics indicate the base number of FP17s or Patient Questionnaire responses are less than 100. N/A is shown where the base number of responses is less than 10 during the period. % is calculated as Quantity/Base number*100

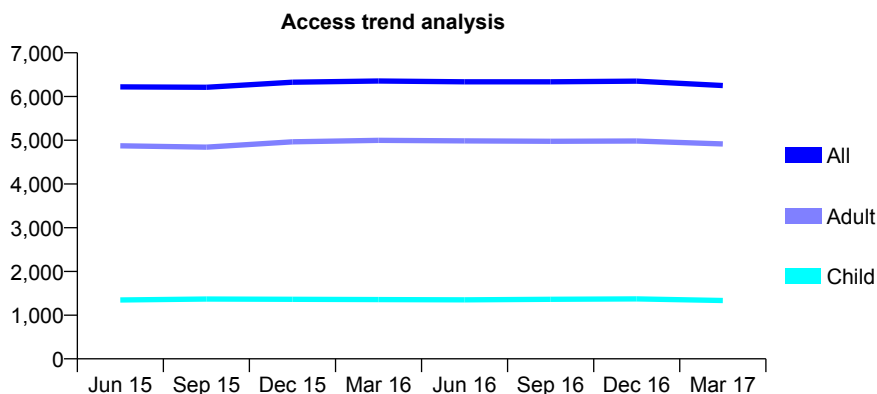
Q49 - Vital Signs At a Glance Contract Report for 118060/0024 - Year end March 2017

Name or company name	Genix Healthcare Ltd
Contract type name	PDS Plus Contract
Purpose of contract	General
Contract start date	25/08/2010
Contract end date	31/03/2020

16/17 Contracted general activity (UDA)	20,000
Carry forward general activity (UDA)	0
16/17 Contracted orthodontic activity (UOA)	0
Carry forward orthodontic activity (UOA)	0
Baseline contract value	£292,740.22

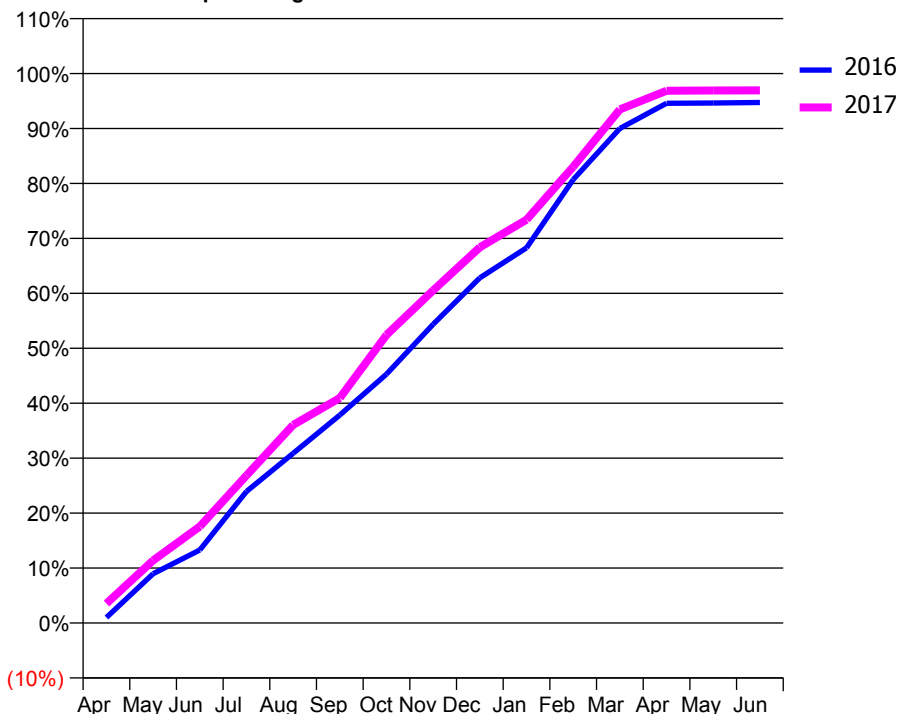
ACCESS*

Patients seen in 24 months	Total	Change since previous quarter
Quarter ending March 2016	6,355	
Quarter ending June 2016	6,337	→
Quarter ending September 2016	6,338	→
Quarter ending December 2016	6,352	→
Quarter ending March 2017	6,250	↓
Variance since March 2016	(1.7%)	↓



ACTIVITY

Cumulative percentage of contracted UDA delivered 2016 & 2017



Month	Adjusted Scheduled Activity (UDA)	
	2016	2017
April	203	713
May	1,793	2,280
June	2,659	3,512
July	4,788	5,370
August	6,174	7,209
September	7,569	8,189
October	9,058	10,486
November	10,874	12,105
December	12,564	13,675
January	13,656	14,680
February	16,142	16,607
March	17,999	18,693
April	18,918	19,373
May	18,928	19,381
June	18,943	19,385

QUALITY

	Quantity	Base Number	Contract	AT	Region	England
% of FP17s for the same patient ID Re-attending within 3 months - Children	107	1,942	5.5%	11.5%	13.3%	12.3%
% of FP17s for the same patient ID Re-attending within 3 months - Adults	727	6,299	11.5%	15.6%	17.3%	16.7%
% of FP17s for the same patient ID Re-attending between 3 & 9 months - Children	1,266	1,942	65.2%	57.3%	58.9%	57.6%
% of FP17s for the same patient ID Re-attending between 3 & 9 months - Adults	3,607	6,299	57.3%	52.0%	52.2%	50.1%
% of FP17s for Band 1 Urgent Courses	140	8,139	1.7%	8.2%	9.2%	9.1%
% of FP17s Relating to Free Repair or Replacements	127	8,139	1.6%	1.2%	1.0%	0.8%
% of FP17s Relating to Continuations	74	8,139	0.9%	1.6%	1.4%	1.2%
% of Patients satisfied with the dentistry they have received	13	16	81.3%	93.3%	93.1%	92.8%
% of Patients satisfied with the time they had to wait for an appointment	16	16	100.0%	90.4%	89.5%	88.7%

* This is based on patients treated on this contract for their most recent course of treatment. Figures in italics indicate the base number of FP17s or Patient Questionnaire responses are less than 100. N/A is shown where the base number of responses is less than 10 during the period. % is calculated as Quantity/Base number*100

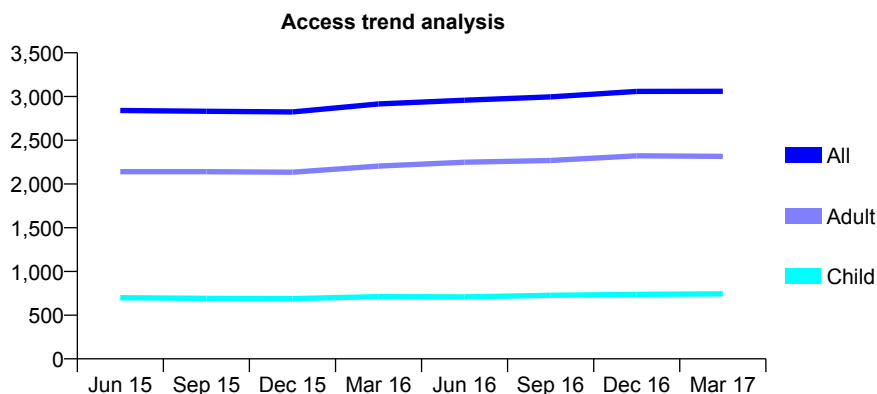
Q49 - Vital Signs At a Glance Contract Report for 122181/0001 - Year end March 2017

Name or company name	Sedbergh Dental Practice
Contract type name	GDS Contract
Purpose of contract	General
Contract start date	01/04/2010
Contract end date	

16/17 Contracted general activity (UDA)	8,754
Carry forward general activity (UDA)	0
16/17 Contracted orthodontic activity (UOA)	0
Carry forward orthodontic activity (UOA)	0
Baseline contract value	£219,013.35

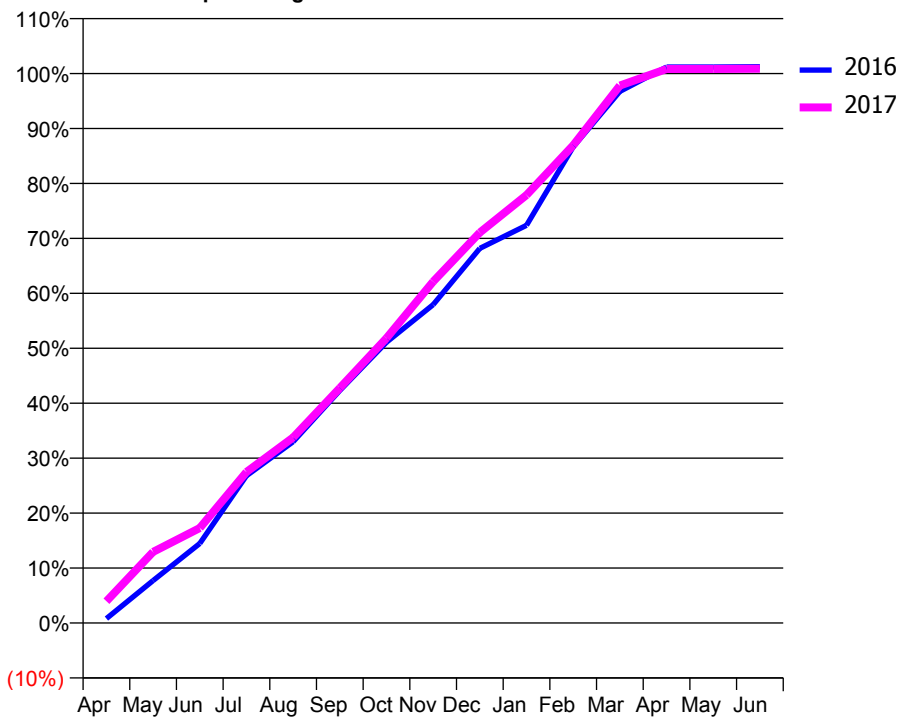
ACCESS*

Patients seen in 24 months	Total	Change since previous quarter
Quarter ending March 2016	2,915	
Quarter ending June 2016	2,958	→
Quarter ending September 2016	2,996	→
Quarter ending December 2016	3,059	↑
Quarter ending March 2017	3,060	→
Variance since March 2016	5.0%	↑



ACTIVITY

Cumulative percentage of contracted UDA delivered 2016 & 2017



Month	Adjusted Scheduled Activity (UDA)	
	2016	2017
April	71	347
May	671	1,134
June	1,256	1,513
July	2,325	2,405
August	2,862	2,956
September	3,671	3,744
October	4,432	4,540
November	5,027	5,440
December	5,914	6,222
January	6,280	6,818
February	7,516	7,610
March	8,392	8,561
April	8,778	8,826
May	8,779	8,826
June	8,783	8,829

QUALITY

	Quantity	Base Number	Contract	AT	Region	England
% of FP17s for the same patient ID Re-attending within 3 months - Children	140	1,445	9.7%	11.5%	13.3%	12.3%
% of FP17s for the same patient ID Re-attending within 3 months - Adults	552	4,063	13.6%	15.6%	17.3%	16.7%
% of FP17s for the same patient ID Re-attending between 3 & 9 months - Children	1,067	1,445	73.8%	57.3%	58.9%	57.6%
% of FP17s for the same patient ID Re-attending between 3 & 9 months - Adults	2,811	4,063	69.2%	52.0%	52.2%	50.1%
% of FP17s for Band 1 Urgent Courses	257	4,630	5.6%	8.2%	9.2%	9.1%
% of FP17s Relating to Free Repair or Replacements	29	4,630	0.6%	1.2%	1.0%	0.8%
% of FP17s Relating to Continuations	101	4,630	2.2%	1.6%	1.4%	1.2%
% of Patients satisfied with the dentistry they have received	17	17	100.0%	93.3%	93.1%	92.8%
% of Patients satisfied with the time they had to wait for an appointment	16	17	94.1%	90.4%	89.5%	88.7%

* This is based on patients treated on this contract for their most recent course of treatment. Figures in italics indicate the base number of FP17s or Patient Questionnaire responses are less than 100. N/A is shown where the base number of responses is less than 10 during the period. % is calculated as Quantity/Base number*100

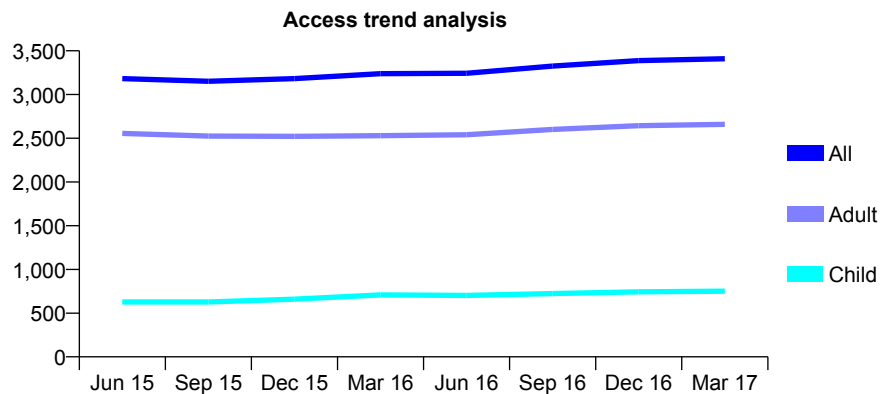
Q49 - Vital Signs At a Glance Contract Report for 123145/0001 - Year end March 2017

Name or company name	Melita Dental Practice Limited
Contract type name	GDS Contract
Purpose of contract	General
Contract start date	01/11/2012
Contract end date	

16/17 Contracted general activity (UDA)	8,408
Carry forward general activity (UDA)	-168
16/17 Contracted orthodontic activity (UOA)	0
Carry forward orthodontic activity (UOA)	0
Baseline contract value	£180,345.56

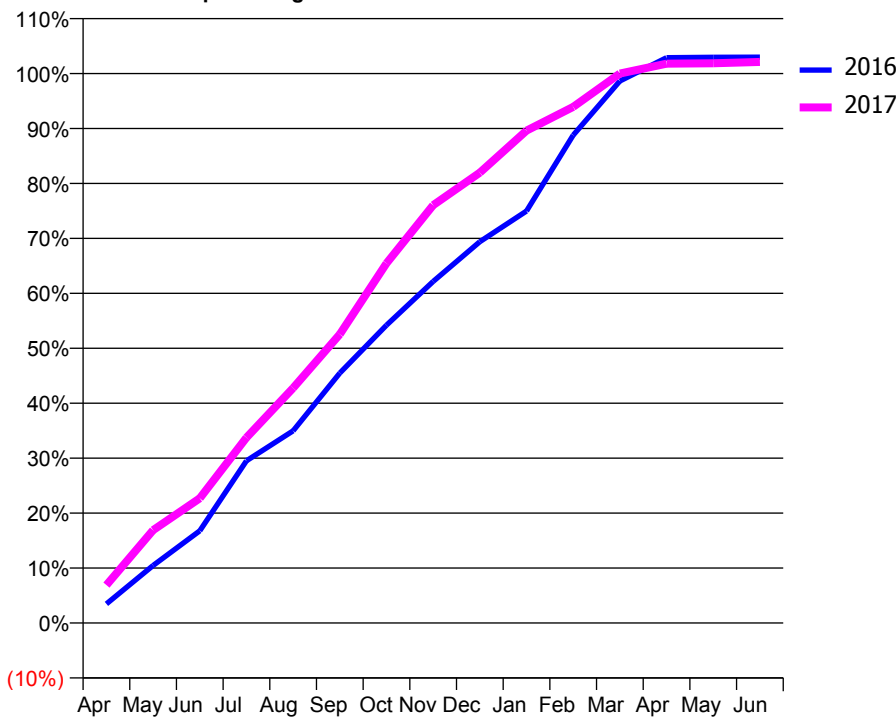
ACCESS*

Patients seen in 24 months	Total	Change since previous quarter
Quarter ending March 2016	3,238	
Quarter ending June 2016	3,243	→
Quarter ending September 2016	3,325	↑
Quarter ending December 2016	3,388	→
Quarter ending March 2017	3,410	→
Variance since March 2016	5.3%	↑



ACTIVITY

Cumulative percentage of contracted UDA delivered 2016 & 2017



Month	Adjusted Scheduled Activity (UDA)	
	2016	2017
April	292	581
May	880	1,420
June	1,411	1,909
July	2,481	2,837
August	2,942	3,596
September	3,825	4,418
October	4,557	5,504
November	5,226	6,393
December	5,834	6,892
January	6,303	7,535
February	7,464	7,897
March	8,293	8,408
April	8,651	8,559
May	8,656	8,564
June	8,659	8,585

QUALITY

	Quantity	Base Number	Contract	AT	Region	England
% of FP17s for the same patient ID Re-attending within 3 months - Children	69	1,266	5.5%	11.5%	13.3%	12.3%
% of FP17s for the same patient ID Re-attending within 3 months - Adults	470	3,985	11.8%	15.6%	17.3%	16.7%
% of FP17s for the same patient ID Re-attending between 3 & 9 months - Children	851	1,266	67.2%	57.3%	58.9%	57.6%
% of FP17s for the same patient ID Re-attending between 3 & 9 months - Adults	2,531	3,985	63.5%	52.0%	52.2%	50.1%
% of FP17s for Band 1 Urgent Courses	304	5,102	6.0%	8.2%	9.2%	9.1%
% of FP17s Relating to Free Repair or Replacements	20	5,102	0.4%	1.2%	1.0%	0.8%
% of FP17s Relating to Continuations	67	5,102	1.3%	1.6%	1.4%	1.2%
% of Patients satisfied with the dentistry they have received	5	5	N/A	93.3%	93.1%	92.8%
% of Patients satisfied with the time they had to wait for an appointment	5	5	N/A	90.4%	89.5%	88.7%

* This is based on patients treated on this contract for their most recent course of treatment. Figures in italics indicate the base number of FP17s or Patient Questionnaire responses are less than 100. N/A is shown where the base number of responses is less than 10 during the period. % is calculated as Quantity/Base number*100

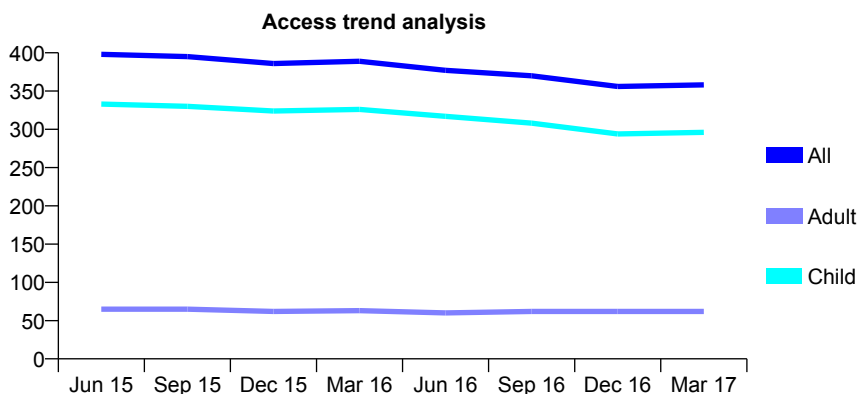
Q49 - Vital Signs At a Glance Contract Report for 123730/0001 - Year end March 2017

Name or company name	J B Jefferies The Dental Surgery Ltd
Contract type name	GDS Contract
Purpose of contract	General
Contract start date	01/04/2010
Contract end date	

16/17 Contracted general activity (UDA)	815
Carry forward general activity (UDA)	12
16/17 Contracted orthodontic activity (UOA)	0
Carry forward orthodontic activity (UOA)	0
Baseline contract value	£19,270.15

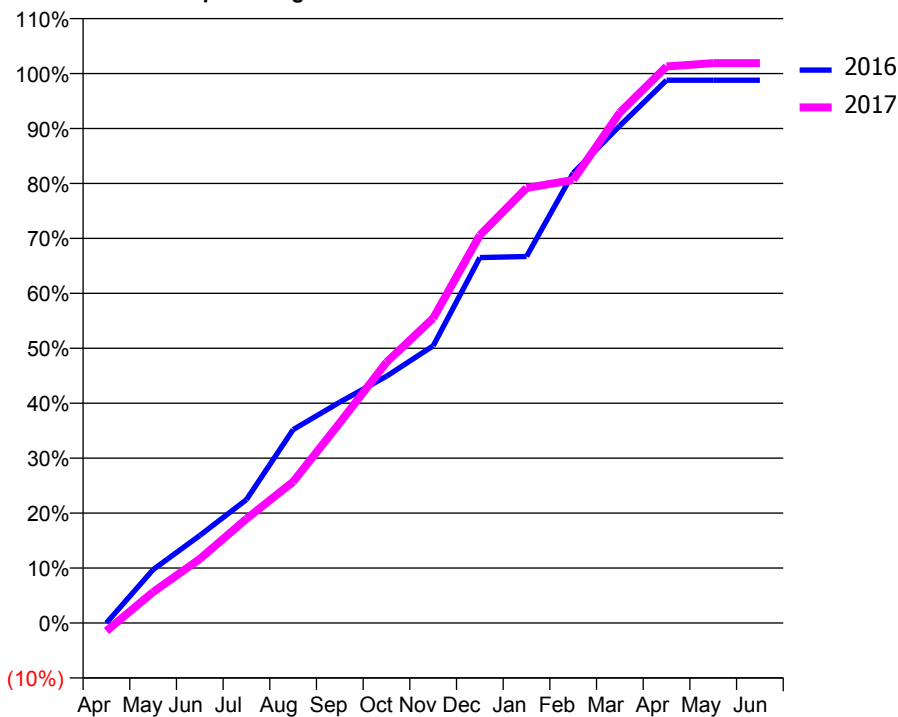
ACCESS*

Patients seen in 24 months	Total	Change since previous quarter
Quarter ending March 2016	389	
Quarter ending June 2016	377	↓
Quarter ending September 2016	370	↓
Quarter ending December 2016	356	↓
Quarter ending March 2017	358	→
Variance since March 2016	(8.0%)	↓



ACTIVITY

Cumulative percentage of contracted UDA delivered 2016 & 2017



Adjusted Scheduled Activity (UDA)

Month	2016	2017
April	0	-12
May	97	46
June	159	95
July	225	155
August	352	210
September	402	297
October	449	387
November	504	452
December	665	575
January	667	645
February	819	657
March	905	757
April	988	825
May	988	830
June	988	830

QUALITY

	Quantity	Base Number	Contract	AT	Region	England
% of FP17s for the same patient ID Re-attending within 3 months - Children	63	541	11.6%	11.5%	13.3%	12.3%
% of FP17s for the same patient ID Re-attending within 3 months - Adults	0	4	0.0%	15.6%	17.3%	16.7%
% of FP17s for the same patient ID Re-attending between 3 & 9 months - Children	352	541	65.1%	57.3%	58.9%	57.6%
% of FP17s for the same patient ID Re-attending between 3 & 9 months - Adults	0	4	0.0%	52.0%	52.2%	50.1%
% of FP17s for Band 1 Urgent Courses	10	560	1.8%	8.2%	9.2%	9.1%
% of FP17s Relating to Free Repair or Replacements	0	560	0.0%	1.2%	1.0%	0.8%
% of FP17s Relating to Continuations	5	560	0.9%	1.6%	1.4%	1.2%
% of Patients satisfied with the dentistry they have received	2	2	N/A	93.3%	93.1%	92.8%
% of Patients satisfied with the time they had to wait for an appointment	2	2	N/A	90.4%	89.5%	88.7%

* This is based on patients treated on this contract for their most recent course of treatment. Figures in italics indicate the base number of FP17s or Patient Questionnaire responses are less than 100. N/A is shown where the base number of responses is less than 10 during the period. % is calculated as Quantity/Base number*100

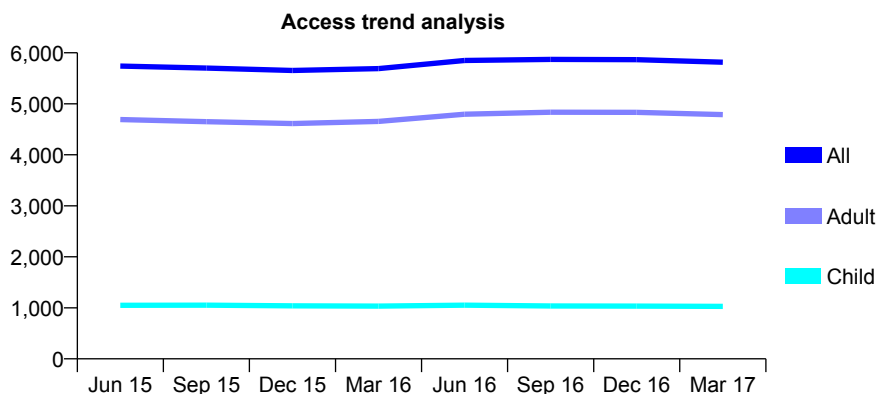
Q49 - Vital Signs At a Glance Contract Report for 125989/0001 - Year end March 2017

Name or company name	Cottage Dental Practice
Contract type name	GDS Contract
Purpose of contract	General
Contract start date	01/04/2013
Contract end date	

16/17 Contracted general activity (UDA)	18,141
Carry forward general activity (UDA)	611
16/17 Contracted orthodontic activity (UOA)	0
Carry forward orthodontic activity (UOA)	0
Baseline contract value	£454,367.67

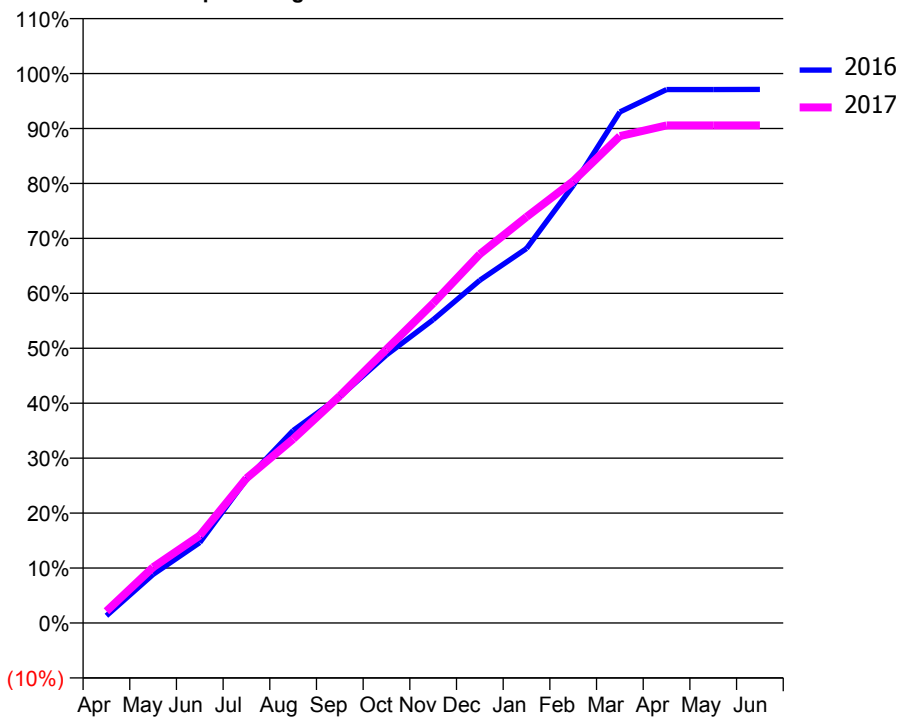
ACCESS*

Patients seen in 24 months	Total	Change since previous quarter
Quarter ending March 2016	5,689	
Quarter ending June 2016	5,849	↑
Quarter ending September 2016	5,871	→
Quarter ending December 2016	5,865	→
Quarter ending March 2017	5,816	→
Variance since March 2016	2.2%	↑



ACTIVITY

Cumulative percentage of contracted UDA delivered 2016 & 2017



Month	Adjusted Scheduled Activity (UDA)	
	2016	2017
April	241	392
May	1,604	1,842
June	2,658	2,888
July	4,741	4,779
August	6,354	6,074
September	7,472	7,498
October	8,853	9,034
November	10,012	10,554
December	11,315	12,179
January	12,364	13,408
February	14,444	14,588
March	16,872	16,077
April	17,610	16,426
May	17,610	16,429
June	17,616	16,429

QUALITY

	Quantity	Base Number	Contract	AT	Region	England
% of FP17s for the same patient ID Re-attending within 3 months - Children	154	1,891	8.1%	11.5%	13.3%	12.3%
% of FP17s for the same patient ID Re-attending within 3 months - Adults	1,230	8,555	14.4%	15.6%	17.3%	16.7%
% of FP17s for the same patient ID Re-attending between 3 & 9 months - Children	1,347	1,891	71.2%	57.3%	58.9%	57.6%
% of FP17s for the same patient ID Re-attending between 3 & 9 months - Adults	5,861	8,555	68.5%	52.0%	52.2%	50.1%
% of FP17s for Band 1 Urgent Courses	865	10,259	8.4%	8.2%	9.2%	9.1%
% of FP17s Relating to Free Repair or Replacements	107	10,259	1.0%	1.2%	1.0%	0.8%
% of FP17s Relating to Continuations	175	10,259	1.7%	1.6%	1.4%	1.2%
% of Patients satisfied with the dentistry they have received	19	19	100.0%	93.3%	93.1%	92.8%
% of Patients satisfied with the time they had to wait for an appointment	19	19	100.0%	90.4%	89.5%	88.7%

* This is based on patients treated on this contract for their most recent course of treatment. Figures in italics indicate the base number of FP17s or Patient Questionnaire responses are less than 100. N/A is shown where the base number of responses is less than 10 during the period. % is calculated as Quantity/Base number*100

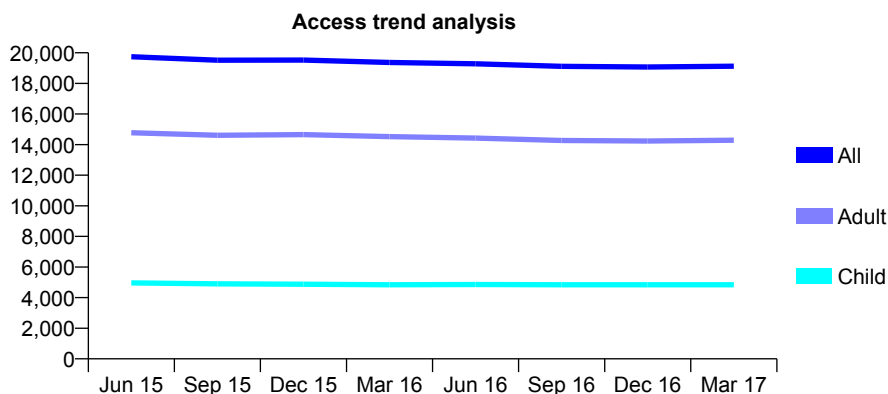
Q49 - Vital Signs At a Glance Contract Report for 126624/0001 - Year end March 2017

Name or company name	The Killingworth Dental Practice Partnership
Contract type name	GDS Contract
Purpose of contract	General and Orthodontic
Contract start date	01/05/2013
Contract end date	

16/17 Contracted general activity (UDA)	58,286
Carry forward general activity (UDA)	0
16/17 Contracted orthodontic activity (UOA)	2,619
Carry forward orthodontic activity (UOA)	0
Baseline contract value	£1,848,836.48

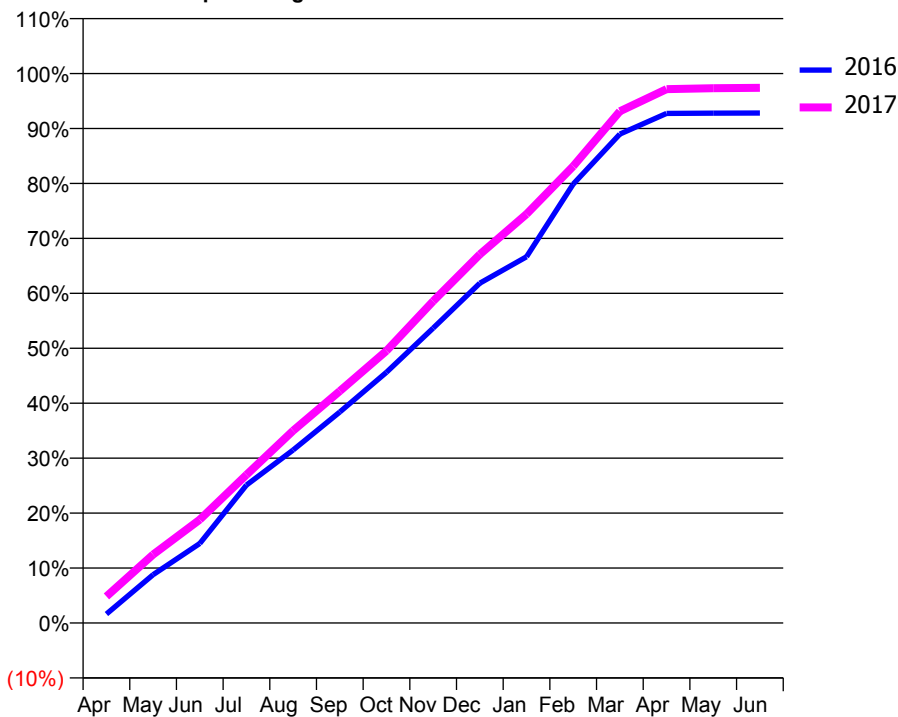
ACCESS*

Patients seen in 24 months	Total	Change since previous quarter
Quarter ending March 2016	19,369	
Quarter ending June 2016	19,284	→
Quarter ending September 2016	19,116	→
Quarter ending December 2016	19,076	→
Quarter ending March 2017	19,123	→
Variance since March 2016	(1.3%)	↓



ACTIVITY

Cumulative percentage of contracted UDA delivered 2016 & 2017



Month	Adjusted Scheduled Activity (UDA)	
	2016	2017
April	951	2,823
May	5,134	7,257
June	8,434	10,973
July	14,638	15,717
August	18,352	20,399
September	22,379	24,609
October	26,603	28,875
November	31,286	34,134
December	36,041	39,102
January	38,843	43,377
February	46,557	48,452
March	51,865	54,279
April	54,052	56,621
May	54,076	56,722
June	54,092	56,762

QUALITY

	Quantity	Base Number	Contract	AT	Region	England
% of FP17s for the same patient ID Re-attending within 3 months - Children	642	6,893	9.3%	11.5%	13.3%	12.3%
% of FP17s for the same patient ID Re-attending within 3 months - Adults	2,530	17,953	14.1%	15.6%	17.3%	16.7%
% of FP17s for the same patient ID Re-attending between 3 & 9 months - Children	3,664	6,893	53.2%	57.3%	58.9%	57.6%
% of FP17s for the same patient ID Re-attending between 3 & 9 months - Adults	8,368	17,953	46.6%	52.0%	52.2%	50.1%
% of FP17s for Band 1 Urgent Courses	2,098	24,540	8.5%	8.2%	9.2%	9.1%
% of FP17s Relating to Free Repair or Replacements	295	24,540	1.2%	1.2%	1.0%	0.8%
% of FP17s Relating to Continuations	434	24,540	1.8%	1.6%	1.4%	1.2%
% of Patients satisfied with the dentistry they have received	30	32	93.8%	93.3%	93.1%	92.8%
% of Patients satisfied with the time they had to wait for an appointment	30	32	93.8%	90.4%	89.5%	88.7%

* This is based on patients treated on this contract for their most recent course of treatment. Figures in italics indicate the base number of FP17s or Patient Questionnaire responses are less than 100. N/A is shown where the base number of responses is less than 10 during the period. % is calculated as Quantity/Base number*100

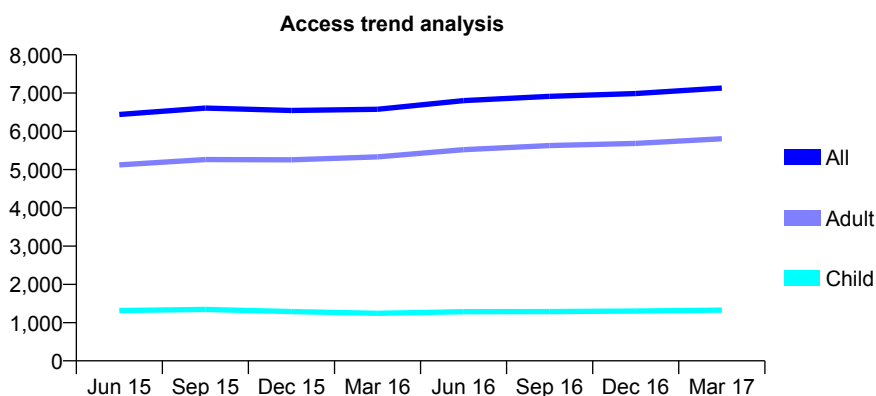
Q49 - Vital Signs At a Glance Contract Report for 127825/0001 - Year end March 2017

Name or company name	Chandlers Lane Dental Practice Ltd
Contract type name	GDS Contract
Purpose of contract	General and Orthodontic
Contract start date	01/05/2011
Contract end date	

16/17 Contracted general activity (UDA)	20,958
Carry forward general activity (UDA)	0
16/17 Contracted orthodontic activity (UOA)	0
Carry forward orthodontic activity (UOA)	0
Baseline contract value	£509,647.09

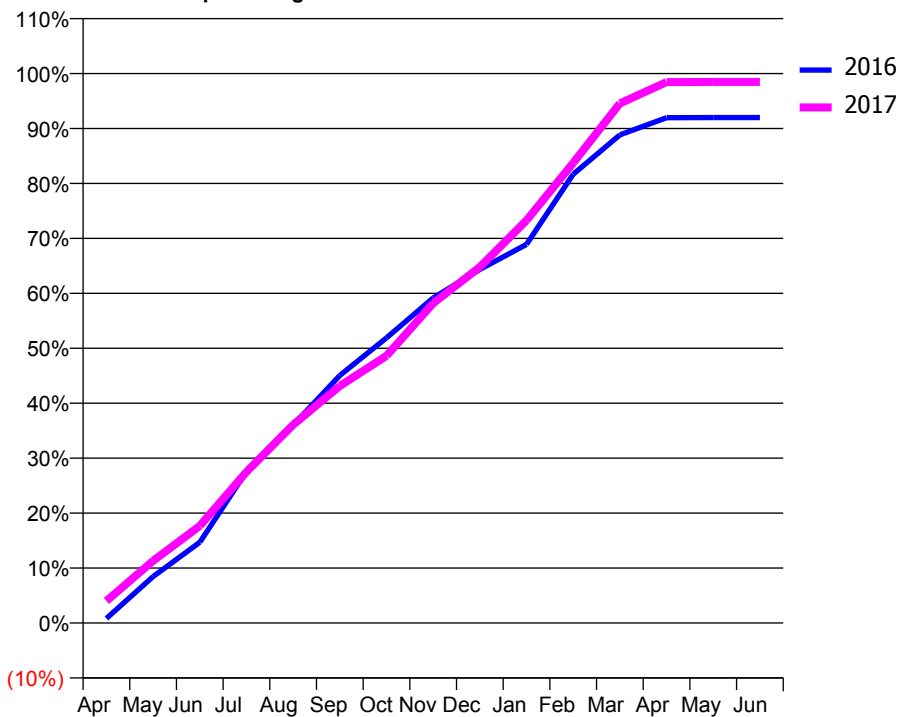
ACCESS*

Patients seen in 24 months	Total	Change since previous quarter
Quarter ending March 2016	6,575	
Quarter ending June 2016	6,802	↑
Quarter ending September 2016	6,914	→
Quarter ending December 2016	6,986	→
Quarter ending March 2017	7,131	↑
Variance since March 2016	8.5%	↑



ACTIVITY

Cumulative percentage of contracted UDA delivered 2016 & 2017



QUALITY

	Quantity	Base Number	Contract	AT	Region	England
% of FP17s for the same patient ID Re-attending within 3 months - Children	190	2,438	7.8%	11.5%	13.3%	12.3%
% of FP17s for the same patient ID Re-attending within 3 months - Adults	1,442	9,812	14.7%	15.6%	17.3%	16.7%
% of FP17s for the same patient ID Re-attending between 3 & 9 months - Children	1,722	2,438	70.6%	57.3%	58.9%	57.6%
% of FP17s for the same patient ID Re-attending between 3 & 9 months - Adults	6,256	9,812	63.8%	52.0%	52.2%	50.1%
% of FP17s for Band 1 Urgent Courses	558	11,545	4.8%	8.2%	9.2%	9.1%
% of FP17s Relating to Free Repair or Replacements	122	11,545	1.1%	1.2%	1.0%	0.8%
% of FP17s Relating to Continuations	327	11,545	2.8%	1.6%	1.4%	1.2%
% of Patients satisfied with the dentistry they have received	18	18	100.0%	93.3%	93.1%	92.8%
% of Patients satisfied with the time they had to wait for an appointment	18	18	100.0%	90.4%	89.5%	88.7%

* This is based on patients treated on this contract for their most recent course of treatment. Figures in italics indicate the base number of FP17s or Patient Questionnaire responses are less than 100. N/A is shown where the base number of responses is less than 10 during the period. % is calculated as Quantity/Base number*100

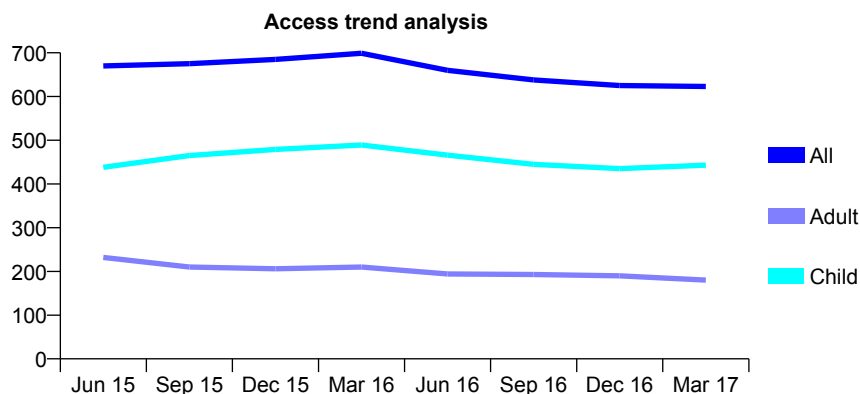
Q49 - Vital Signs At a Glance Contract Report for 128147/0001 - Year end March 2017

Name or company name	Helen Siddle Ltd
Contract type name	GDS Contract
Purpose of contract	General
Contract start date	11/03/2011
Contract end date	

16/17 Contracted general activity (UDA)	1,700
Carry forward general activity (UDA)	0
16/17 Contracted orthodontic activity (UOA)	0
Carry forward orthodontic activity (UOA)	0
Baseline contract value	£40,199.64

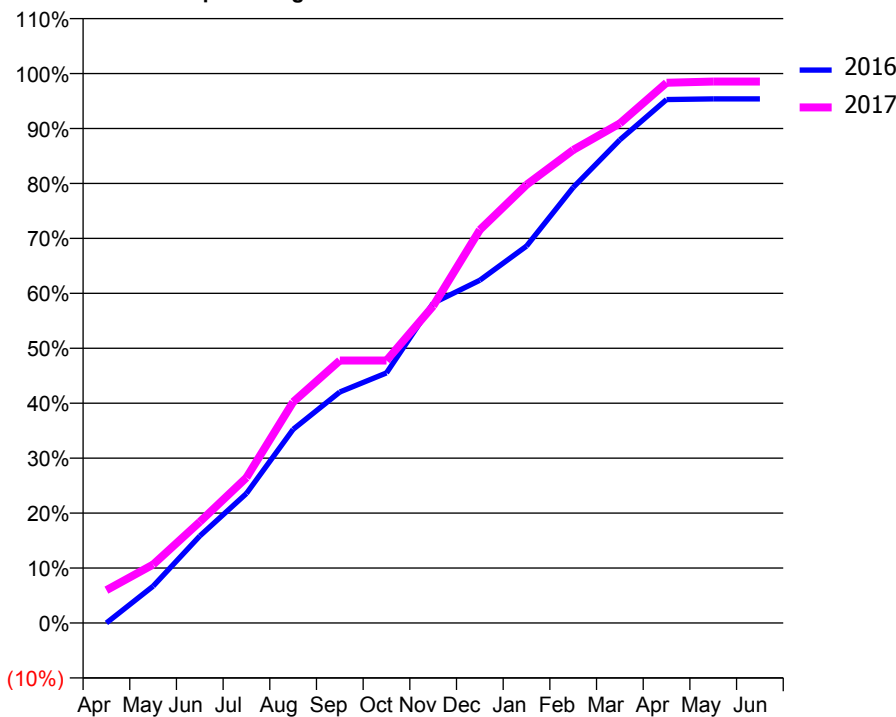
ACCESS*

Patients seen in 24 months	Total	Change since previous quarter
Quarter ending March 2016	699	
Quarter ending June 2016	660	↓
Quarter ending September 2016	638	↓
Quarter ending December 2016	625	↓
Quarter ending March 2017	623	→
Variance since March 2016	(10.9%)	↓



ACTIVITY

Cumulative percentage of contracted UDA delivered 2016 & 2017



Adjusted Scheduled Activity (UDA)

Month	2016	2017
April	0	102
May	114	181
June	269	313
July	401	450
August	599	684
September	715	812
October	774	812
November	989	981
December	1,060	1,216
January	1,166	1,356
February	1,347	1,464
March	1,495	1,546
April	1,619	1,671
May	1,621	1,675
June	1,621	1,675

QUALITY

	Quantity	Base Number	Contract	AT	Region	England
% of FP17s for the same patient ID Re-attending within 3 months - Children	52	721	7.2%	11.5%	13.3%	12.3%
% of FP17s for the same patient ID Re-attending within 3 months - Adults	49	236	20.8%	15.6%	17.3%	16.7%
% of FP17s for the same patient ID Re-attending between 3 & 9 months - Children	480	721	66.6%	57.3%	58.9%	57.6%
% of FP17s for the same patient ID Re-attending between 3 & 9 months - Adults	140	236	59.3%	52.0%	52.2%	50.1%
% of FP17s for Band 1 Urgent Courses	51	990	5.2%	8.2%	9.2%	9.1%
% of FP17s Relating to Free Repair or Replacements	0	990	0.0%	1.2%	1.0%	0.8%
% of FP17s Relating to Continuations	9	990	0.9%	1.6%	1.4%	1.2%
% of Patients satisfied with the dentistry they have received	2	2	N/A	93.3%	93.1%	92.8%
% of Patients satisfied with the time they had to wait for an appointment	0	2	N/A	90.4%	89.5%	88.7%

* This is based on patients treated on this contract for their most recent course of treatment. Figures in italics indicate the base number of FP17s or Patient Questionnaire responses are less than 100. N/A is shown where the base number of responses is less than 10 during the period. % is calculated as Quantity/Base number*100

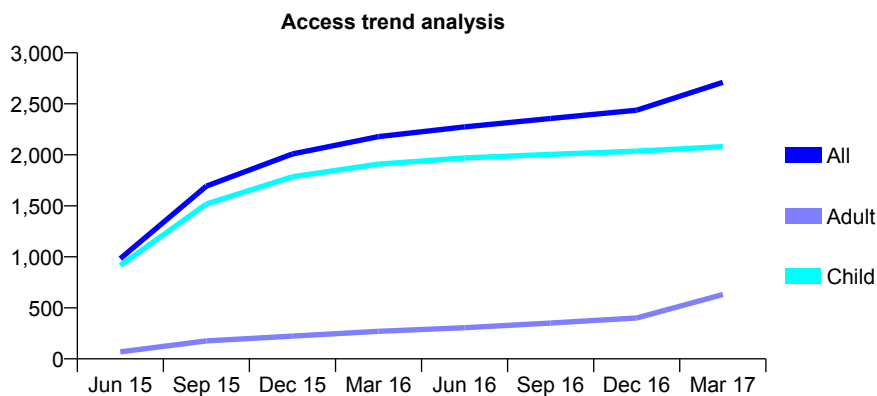
Q49 - Vital Signs At a Glance Contract Report for 128295/0001 - Year end March 2017

Name or company name	Olivers Dental Studio Partnership
Contract type name	GDS Contract
Purpose of contract	General
Contract start date	31/03/2015
Contract end date	

16/17 Contracted general activity (UDA)	9,774
Carry forward general activity (UDA)	0
16/17 Contracted orthodontic activity (UOA)	0
Carry forward orthodontic activity (UOA)	0
Baseline contract value	£242,575.05

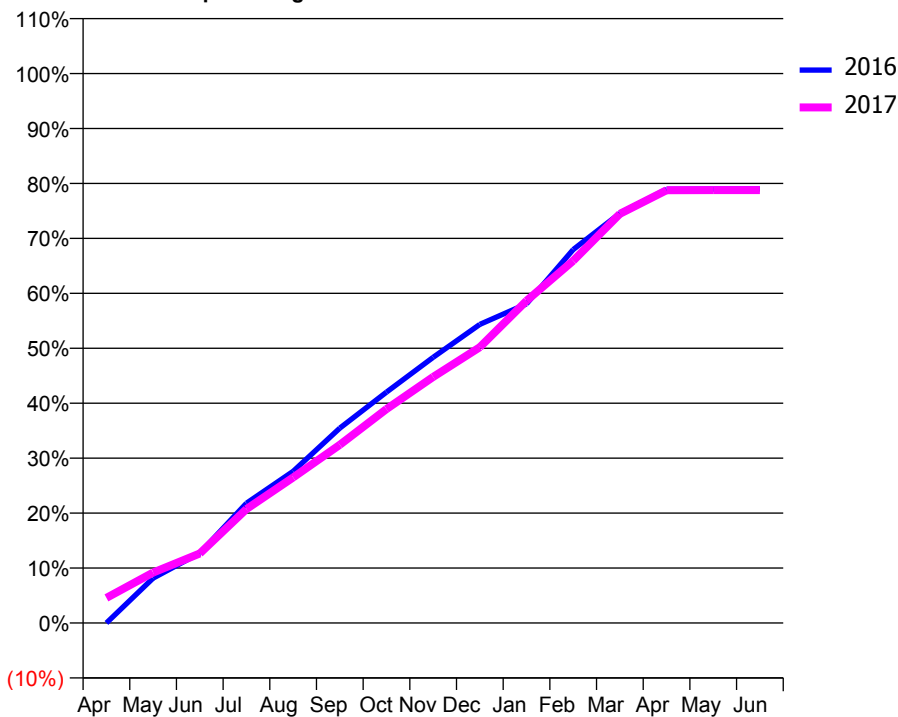
ACCESS*

Patients seen in 24 months	Total	Change since previous quarter
Quarter ending March 2016	2,179	
Quarter ending June 2016	2,274	↑
Quarter ending September 2016	2,356	↑
Quarter ending December 2016	2,437	↑
Quarter ending March 2017	2,711	↑
Variance since March 2016	24.4%	↑



ACTIVITY

Cumulative percentage of contracted UDA delivered 2016 & 2017



Adjusted Scheduled Activity (UDA)

Month	2016	2017
April	0	448
May	798	899
June	1,243	1,236
July	2,131	2,027
August	2,697	2,590
September	3,466	3,169
October	4,106	3,806
November	4,726	4,377
December	5,313	4,906
January	5,677	5,732
February	6,641	6,442
March	7,288	7,278
April	7,714	7,697
May	7,720	7,699
June	7,721	7,701

QUALITY

	Quantity	Base Number	Contract	AT	Region	England
% of FP17s for the same patient ID Re-attending within 3 months - Children	336	4,266	7.9%	11.5%	13.3%	12.3%
% of FP17s for the same patient ID Re-attending within 3 months - Adults	45	570	7.9%	15.6%	17.3%	16.7%
% of FP17s for the same patient ID Re-attending between 3 & 9 months - Children	3,095	4,266	72.6%	57.3%	58.9%	57.6%
% of FP17s for the same patient ID Re-attending between 3 & 9 months - Adults	252	570	44.2%	52.0%	52.2%	50.1%
% of FP17s for Band 1 Urgent Courses	316	4,809	6.6%	8.2%	9.2%	9.1%
% of FP17s Relating to Free Repair or Replacements	3	4,809	0.1%	1.2%	1.0%	0.8%
% of FP17s Relating to Continuations	30	4,809	0.6%	1.6%	1.4%	1.2%
% of Patients satisfied with the dentistry they have received	4	4	N/A	93.3%	93.1%	92.8%
% of Patients satisfied with the time they had to wait for an appointment	4	4	N/A	90.4%	89.5%	88.7%

* This is based on patients treated on this contract for their most recent course of treatment. Figures in italics indicate the base number of FP17s or Patient Questionnaire responses are less than 100. N/A is shown where the base number of responses is less than 10 during the period. % is calculated as Quantity/Base number*100

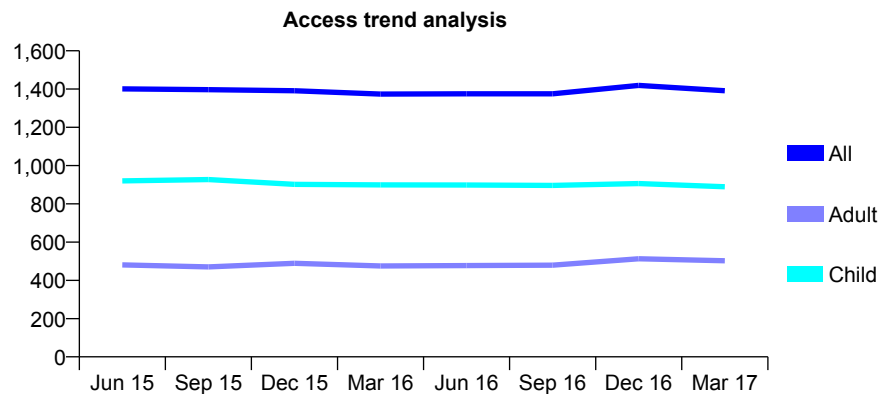
Q49 - Vital Signs At a Glance Contract Report for 129593/0002 - Year end March 2017

Name or company name	Horn Hill Care Services Limited
Contract type name	GDS Contract
Purpose of contract	General and Orthodontic
Contract start date	01/08/2012
Contract end date	

16/17 Contracted general activity (UDA)	4,304
Carry forward general activity (UDA)	0
16/17 Contracted orthodontic activity (UOA)	0
Carry forward orthodontic activity (UOA)	0
Baseline contract value	£123,730.90

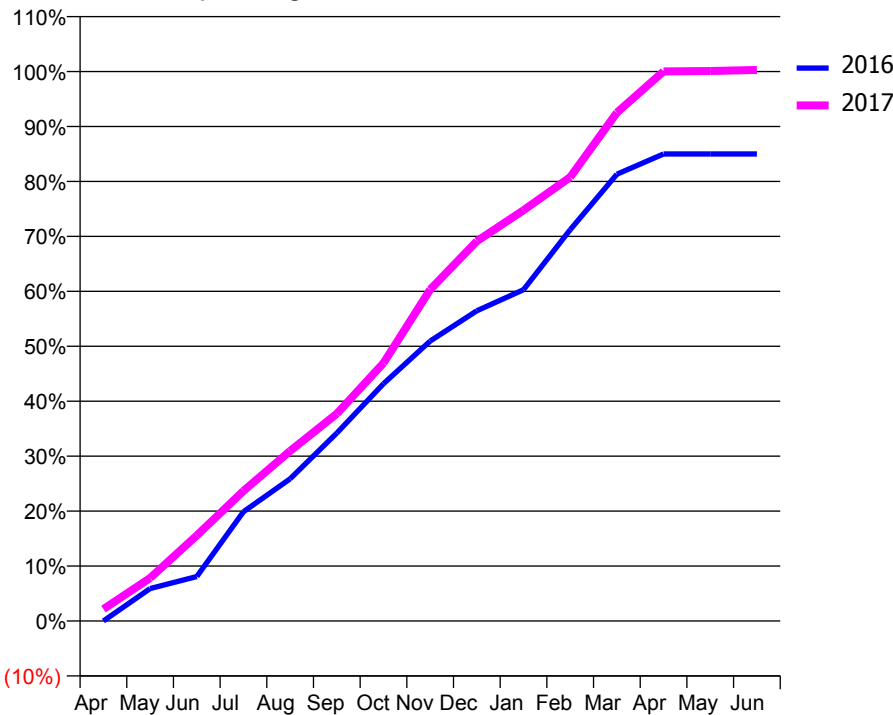
ACCESS*

Patients seen in 24 months	Total	Change since previous quarter
Quarter ending March 2016	1,374	
Quarter ending June 2016	1,375	→
Quarter ending September 2016	1,375	→
Quarter ending December 2016	1,419	↑
Quarter ending March 2017	1,391	↓
Variance since March 2016	1.2%	→



ACTIVITY

Cumulative percentage of contracted UDA delivered 2016 & 2017



Month	Adjusted Scheduled Activity (UDA)	
	2016	2017
April	0	94
May	299	337
June	410	670
July	1,007	1,019
August	1,311	1,332
September	1,732	1,624
October	2,186	2,020
November	2,580	2,596
December	2,859	2,975
January	3,053	3,218
February	3,606	3,476
March	4,117	3,982
April	4,304	4,305
May	4,304	4,308
June	4,304	4,316

QUALITY

	Quantity	Base Number	Contract	AT	Region	England
% of FP17s for the same patient ID Re-attending within 3 months - Children	206	1,611	12.8%	11.5%	13.3%	12.3%
% of FP17s for the same patient ID Re-attending within 3 months - Adults	156	706	22.1%	15.6%	17.3%	16.7%
% of FP17s for the same patient ID Re-attending between 3 & 9 months - Children	1,161	1,611	72.1%	57.3%	58.9%	57.6%
% of FP17s for the same patient ID Re-attending between 3 & 9 months - Adults	357	706	50.6%	52.0%	52.2%	50.1%
% of FP17s for Band 1 Urgent Courses	211	2,396	8.8%	8.2%	9.2%	9.1%
% of FP17s Relating to Free Repair or Replacements	1	2,396	0.0%	1.2%	1.0%	0.8%
% of FP17s Relating to Continuations	4	2,396	0.2%	1.6%	1.4%	1.2%
% of Patients satisfied with the dentistry they have received	1	1	N/A	93.3%	93.1%	92.8%
% of Patients satisfied with the time they had to wait for an appointment	1	1	N/A	90.4%	89.5%	88.7%

* This is based on patients treated on this contract for their most recent course of treatment. Figures in italics indicate the base number of FP17s or Patient Questionnaire responses are less than 100. N/A is shown where the base number of responses is less than 10 during the period. % is calculated as Quantity/Base number*100

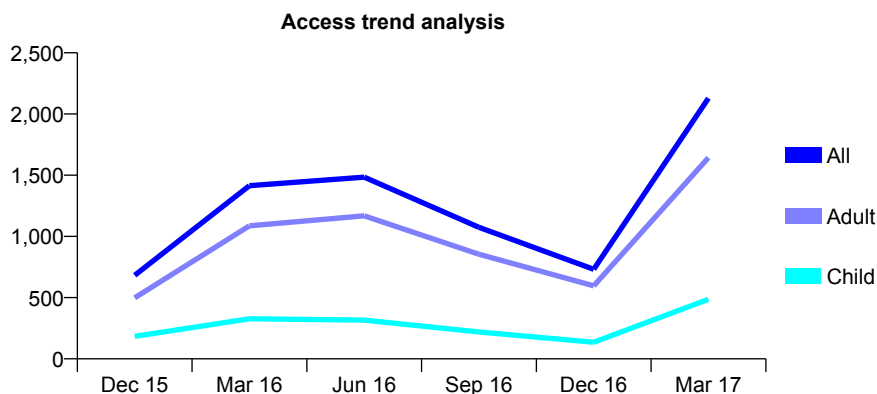
Q49 - Vital Signs At a Glance Contract Report for 130966/0001 - Year end March 2017

Name or company name	Saint Andrews Dental Practice Partnership
Contract type name	GDS Contract
Purpose of contract	General
Contract start date	01/09/2015
Contract end date	

16/17 Contracted general activity (UDA)	4,785
Carry forward general activity (UDA)	0
16/17 Contracted orthodontic activity (UOA)	0
Carry forward orthodontic activity (UOA)	0
Baseline contract value	£113,117.40

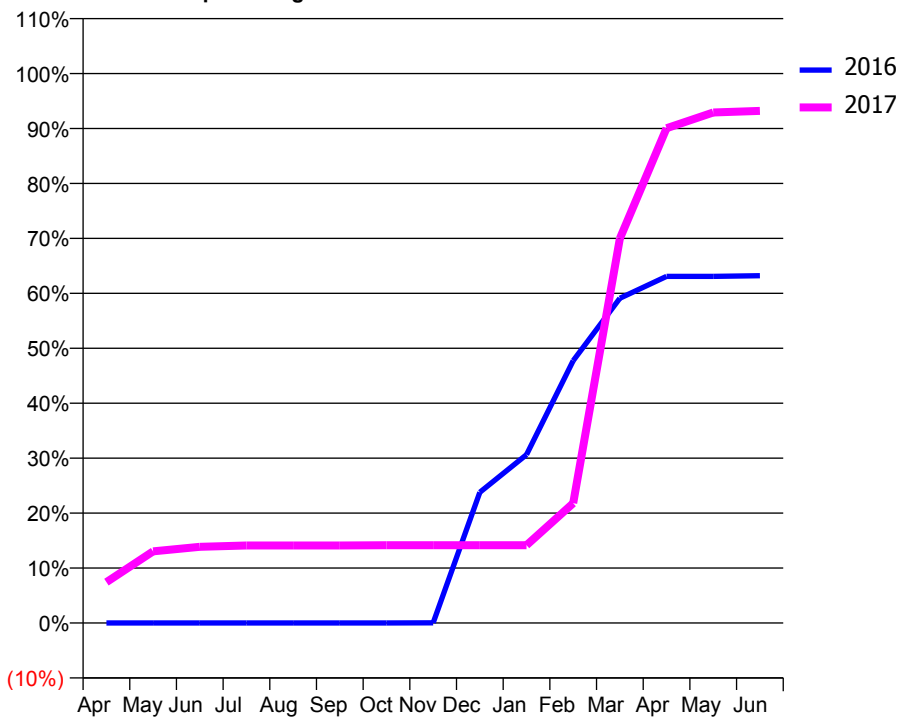
ACCESS*

Patients seen in 24 months	Total	Change since previous quarter
Quarter ending March 2016	1,414	
Quarter ending June 2016	1,484	↑
Quarter ending September 2016	1,075	↓
Quarter ending December 2016	732	↓
Quarter ending March 2017	2,129	↑
Variance since March 2016	50.6%	↑



ACTIVITY

Cumulative percentage of contracted UDA delivered 2016 & 2017



Month	Adjusted Scheduled Activity (UDA)	
	2016	2017
April	0	356
May	0	624
June	0	664
July	0	675
August	0	675
September	0	675
October	0	678
November	1	678
December	1,154	678
January	1,487	678
February	2,318	1,043
March	2,868	3,348
April	3,062	4,308
May	3,062	4,446
June	3,068	4,459

QUALITY

	Quantity	Base Number	Contract	AT	Region	England
% of FP17s for the same patient ID Re-attending within 3 months - Children	8	410	2.0%	11.5%	13.3%	12.3%
% of FP17s for the same patient ID Re-attending within 3 months - Adults	45	1,365	3.3%	15.6%	17.3%	16.7%
% of FP17s for the same patient ID Re-attending between 3 & 9 months - Children	16	410	3.9%	57.3%	58.9%	57.6%
% of FP17s for the same patient ID Re-attending between 3 & 9 months - Adults	37	1,365	2.7%	52.0%	52.2%	50.1%
% of FP17s for Band 1 Urgent Courses	232	2,136	10.9%	8.2%	9.2%	9.1%
% of FP17s Relating to Free Repair or Replacements	4	2,136	0.2%	1.2%	1.0%	0.8%
% of FP17s Relating to Continuations	12	2,136	0.6%	1.6%	1.4%	1.2%
% of Patients satisfied with the dentistry they have received	1	1	N/A	93.3%	93.1%	92.8%
% of Patients satisfied with the time they had to wait for an appointment	1	1	N/A	90.4%	89.5%	88.7%

* This is based on patients treated on this contract for their most recent course of treatment. Figures in italics indicate the base number of FP17s or Patient Questionnaire responses are less than 100. N/A is shown where the base number of responses is less than 10 during the period. % is calculated as Quantity/Base number*100

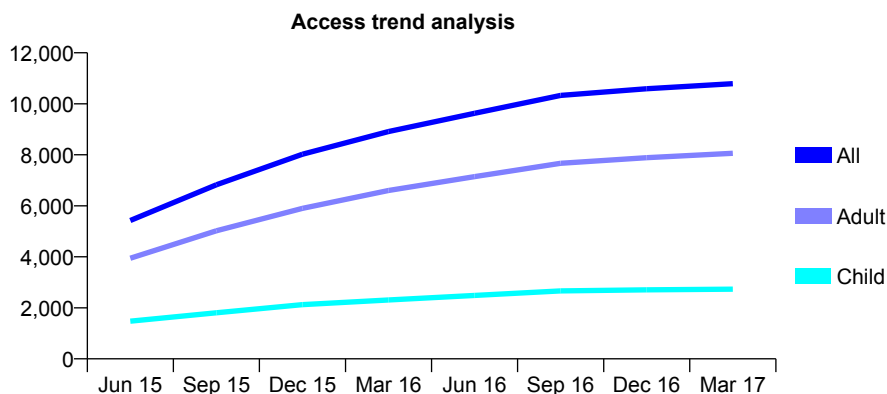
Q49 - Vital Signs At a Glance Contract Report for 130974/0001 - Year end March 2017

Name or company name	Heaton and Blakelaw Partnership
Contract type name	GDS Contract
Purpose of contract	General
Contract start date	27/10/2014
Contract end date	

16/17 Contracted general activity (UDA)	39,634
Carry forward general activity (UDA)	0
16/17 Contracted orthodontic activity (UOA)	0
Carry forward orthodontic activity (UOA)	0
Baseline contract value	£923,651.93

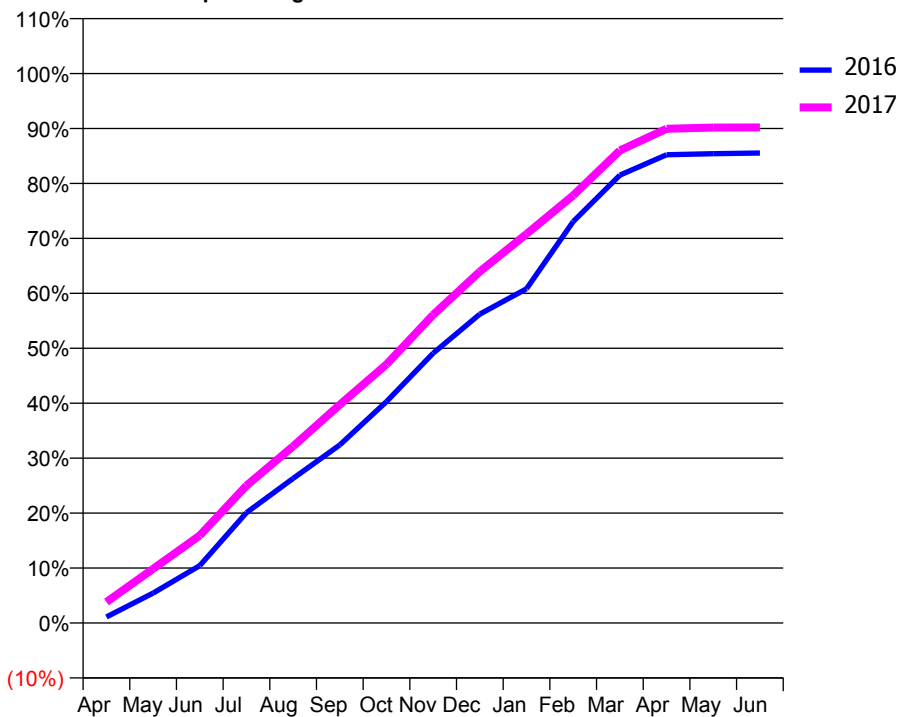
ACCESS*

Patients seen in 24 months	Total	Change since previous quarter
Quarter ending March 2016	8,911	
Quarter ending June 2016	9,630	↑
Quarter ending September 2016	10,332	↑
Quarter ending December 2016	10,591	↑
Quarter ending March 2017	10,788	→
Variance since March 2016	21.1%	↑



ACTIVITY

Cumulative percentage of contracted UDA delivered 2016 & 2017



Adjusted Scheduled Activity (UDA)

Month	2016	2017
April	440	1,519
May	2,161	3,907
June	4,140	6,311
July	7,961	9,911
August	10,429	12,750
September	12,842	15,753
October	15,970	18,652
November	19,464	22,231
December	22,280	25,352
January	24,109	28,058
February	28,954	30,840
March	32,297	34,081
April	33,775	35,650
May	33,847	35,737
June	33,896	35,743

QUALITY

	Quantity	Base Number	Contract	AT	Region	England
% of FP17s for the same patient ID Re-attending within 3 months - Children	221	3,902	5.7%	11.5%	13.3%	12.3%
% of FP17s for the same patient ID Re-attending within 3 months - Adults	1,670	10,893	15.3%	15.6%	17.3%	16.7%
% of FP17s for the same patient ID Re-attending between 3 & 9 months - Children	2,316	3,902	59.4%	57.3%	58.9%	57.6%
% of FP17s for the same patient ID Re-attending between 3 & 9 months - Adults	5,622	10,893	51.6%	52.0%	52.2%	50.1%
% of FP17s for Band 1 Urgent Courses	969	14,726	6.6%	8.2%	9.2%	9.1%
% of FP17s Relating to Free Repair or Replacements	241	14,726	1.6%	1.2%	1.0%	0.8%
% of FP17s Relating to Continuations	374	14,726	2.5%	1.6%	1.4%	1.2%
% of Patients satisfied with the dentistry they have received	9	11	81.8%	93.3%	93.1%	92.8%
% of Patients satisfied with the time they had to wait for an appointment	8	11	72.7%	90.4%	89.5%	88.7%

* This is based on patients treated on this contract for their most recent course of treatment. Figures in italics indicate the base number of FP17s or Patient Questionnaire responses are less than 100. N/A is shown where the base number of responses is less than 10 during the period. % is calculated as Quantity/Base number*100

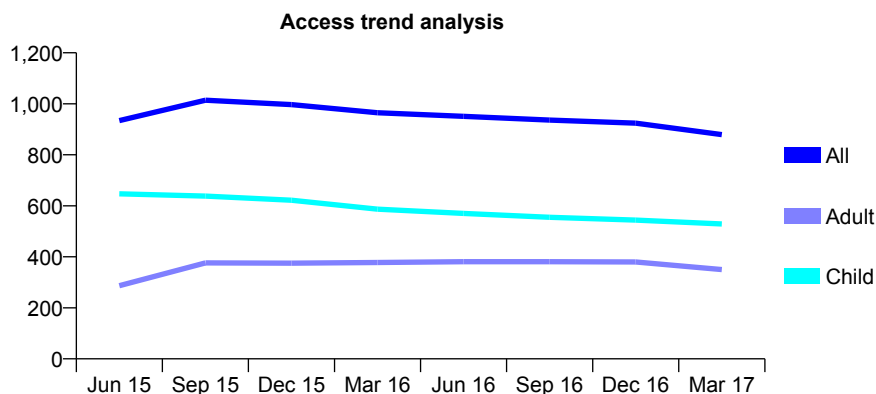
Q49 - Vital Signs At a Glance Contract Report for 131962/0001 - Year end March 2017

Name or company name	Robson & Partners
Contract type name	GDS Contract
Purpose of contract	General
Contract start date	01/07/2013
Contract end date	

16/17 Contracted general activity (UDA)	2,475
Carry forward general activity (UDA)	0
16/17 Contracted orthodontic activity (UOA)	0
Carry forward orthodontic activity (UOA)	0
Baseline contract value	£67,014.14

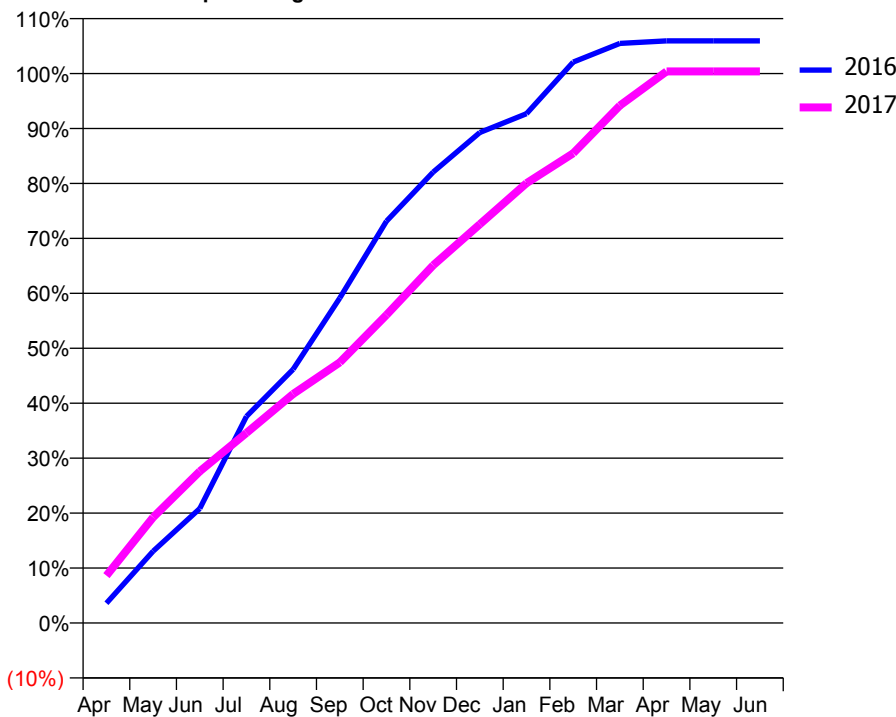
ACCESS*

Patients seen in 24 months	Total	Change since previous quarter
Quarter ending March 2016	965	
Quarter ending June 2016	951	↓
Quarter ending September 2016	936	↓
Quarter ending December 2016	924	↓
Quarter ending March 2017	879	↓
Variance since March 2016	(8.9%)	↓



ACTIVITY

Cumulative percentage of contracted UDA delivered 2016 & 2017



Adjusted Scheduled Activity (UDA)

Month	2016	2017
April	89	214
May	324	476
June	516	683
July	931	856
August	1,143	1,032
September	1,464	1,174
October	1,810	1,388
November	2,031	1,611
December	2,210	1,796
January	2,294	1,981
February	2,527	2,116
March	2,610	2,331
April	2,622	2,484
May	2,622	2,484
June	2,622	2,484

QUALITY

	Quantity	Base Number	Contract	AT	Region	England
% of FP17s for the same patient ID Re-attending within 3 months - Children	91	992	9.2%	11.5%	13.3%	12.3%
% of FP17s for the same patient ID Re-attending within 3 months - Adults	54	431	12.5%	15.6%	17.3%	16.7%
% of FP17s for the same patient ID Re-attending between 3 & 9 months - Children	646	992	65.1%	57.3%	58.9%	57.6%
% of FP17s for the same patient ID Re-attending between 3 & 9 months - Adults	263	431	61.0%	52.0%	52.2%	50.1%
% of FP17s for Band 1 Urgent Courses	87	1,497	5.8%	8.2%	9.2%	9.1%
% of FP17s Relating to Free Repair or Replacements	6	1,497	0.4%	1.2%	1.0%	0.8%
% of FP17s Relating to Continuations	22	1,497	1.5%	1.6%	1.4%	1.2%
% of Patients satisfied with the dentistry they have received	0	0	N/A	93.3%	93.1%	92.8%
% of Patients satisfied with the time they had to wait for an appointment	0	0	N/A	90.4%	89.5%	88.7%

* This is based on patients treated on this contract for their most recent course of treatment. Figures in italics indicate the base number of FP17s or Patient Questionnaire responses are less than 100. N/A is shown where the base number of responses is less than 10 during the period. % is calculated as Quantity/Base number*100

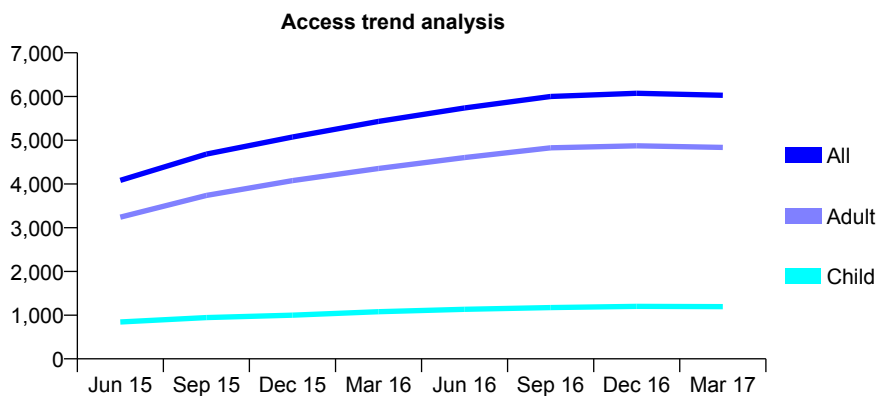
Q49 - Vital Signs At a Glance Contract Report for 132098/0001 - Year end March 2017

Name or company name	Ryton Dental Clinic
Contract type name	GDS Contract
Purpose of contract	General
Contract start date	01/11/2014
Contract end date	

16/17 Contracted general activity (UDA)	20,000
Carry forward general activity (UDA)	226
16/17 Contracted orthodontic activity (UOA)	0
Carry forward orthodontic activity (UOA)	0
Baseline contract value	£454,666.04

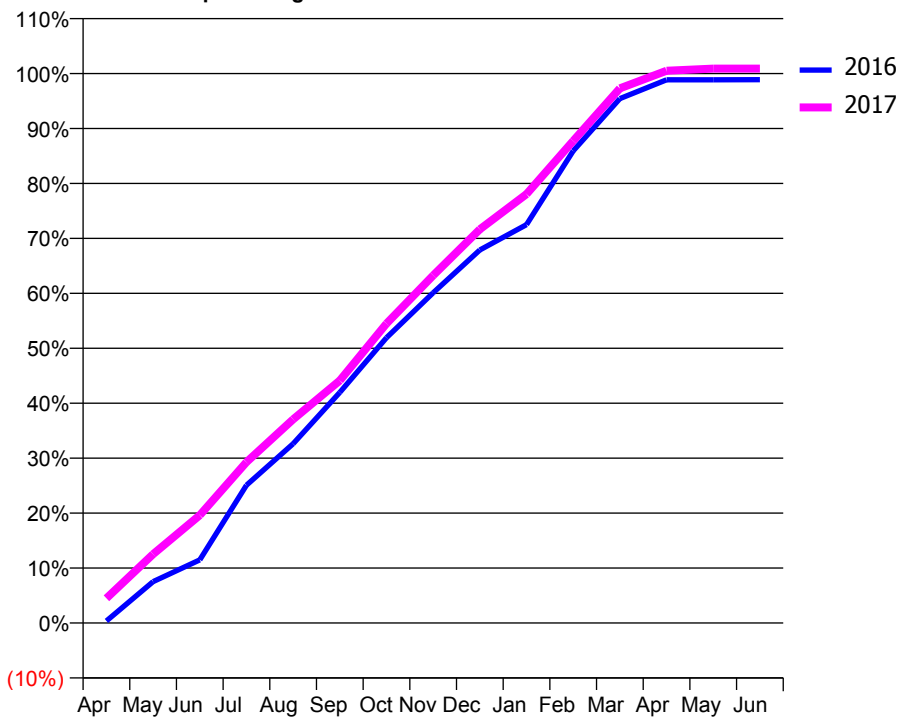
ACCESS*

Patients seen in 24 months	Total	Change since previous quarter
Quarter ending March 2016	5,431	
Quarter ending June 2016	5,739	↑
Quarter ending September 2016	6,001	↑
Quarter ending December 2016	6,074	→
Quarter ending March 2017	6,030	→
Variance since March 2016	11.0%	↑



ACTIVITY

Cumulative percentage of contracted UDA delivered 2016 & 2017



Month	Adjusted Scheduled Activity (UDA)	
	2016	2017
April	76	899
May	1,508	2,509
June	2,296	3,925
July	5,018	5,855
August	6,526	7,414
September	8,395	8,825
October	10,382	10,898
November	12,018	12,652
December	13,579	14,331
January	14,501	15,611
February	17,183	17,549
March	19,087	19,461
April	19,771	20,098
May	19,772	20,177
June	19,774	20,177

QUALITY

	Quantity	Base Number	Contract	AT	Region	England
% of FP17s for the same patient ID Re-attending within 3 months - Children	105	1,879	5.6%	11.5%	13.3%	12.3%
% of FP17s for the same patient ID Re-attending within 3 months - Adults	931	7,316	12.7%	15.6%	17.3%	16.7%
% of FP17s for the same patient ID Re-attending between 3 & 9 months - Children	1,174	1,879	62.5%	57.3%	58.9%	57.6%
% of FP17s for the same patient ID Re-attending between 3 & 9 months - Adults	4,654	7,316	63.6%	52.0%	52.2%	50.1%
% of FP17s for Band 1 Urgent Courses	386	8,703	4.4%	8.2%	9.2%	9.1%
% of FP17s Relating to Free Repair or Replacements	122	8,703	1.4%	1.2%	1.0%	0.8%
% of FP17s Relating to Continuations	208	8,703	2.4%	1.6%	1.4%	1.2%
% of Patients satisfied with the dentistry they have received	13	13	100.0%	93.3%	93.1%	92.8%
% of Patients satisfied with the time they had to wait for an appointment	13	13	100.0%	90.4%	89.5%	88.7%

* This is based on patients treated on this contract for their most recent course of treatment. Figures in italics indicate the base number of FP17s or Patient Questionnaire responses are less than 100. N/A is shown where the base number of responses is less than 10 during the period. % is calculated as Quantity/Base number*100

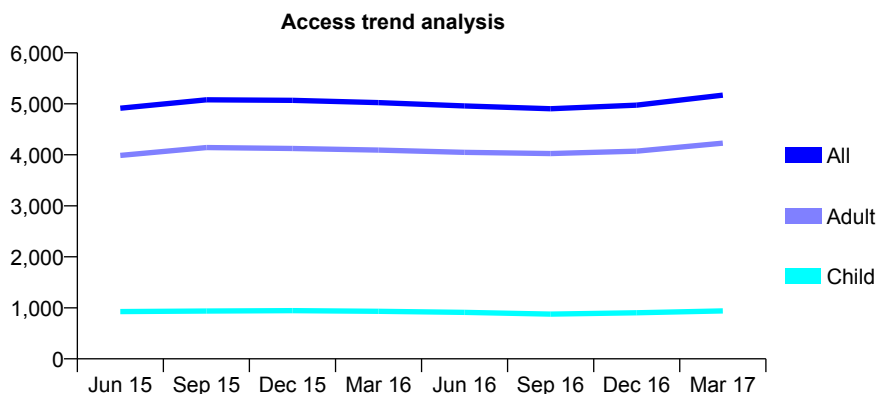
Q49 - Vital Signs At a Glance Contract Report for 133027/0001 - Year end March 2017

Name or company name	Dalton Dental Surgery Partnership
Contract type name	GDS Contract
Purpose of contract	General
Contract start date	01/11/2013
Contract end date	

16/17 Contracted general activity (UDA)	15,000
Carry forward general activity (UDA)	0
16/17 Contracted orthodontic activity (UOA)	0
Carry forward orthodontic activity (UOA)	0
Baseline contract value	£412,650.00

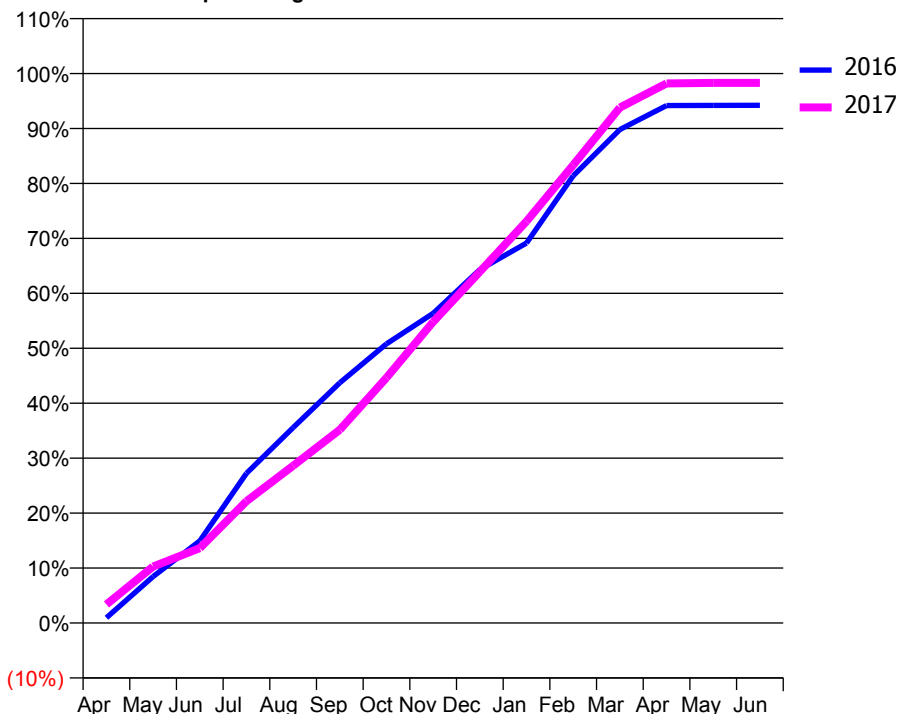
ACCESS*

Patients seen in 24 months	Total	Change since previous quarter
Quarter ending March 2016	5,024	
Quarter ending June 2016	4,959	↓
Quarter ending September 2016	4,902	↓
Quarter ending December 2016	4,973	→
Quarter ending March 2017	5,169	↑
Variance since March 2016	2.9%	↑



ACTIVITY

Cumulative percentage of contracted UDA delivered 2016 & 2017



Month	Adjusted Scheduled Activity (UDA)	
	2016	2017
April	152	508
May	1,351	1,541
June	2,390	2,045
July	4,359	3,325
August	5,691	4,293
September	6,996	5,277
October	8,129	6,696
November	9,017	8,222
December	10,292	9,591
January	11,065	10,964
February	13,020	12,502
March	14,368	14,071
April	15,067	14,729
May	15,071	14,743
June	15,075	14,743

QUALITY

	Quantity	Base Number	Contract	AT	Region	England
% of FP17s for the same patient ID Re-attending within 3 months - Children	74	1,368	5.4%	11.5%	13.3%	12.3%
% of FP17s for the same patient ID Re-attending within 3 months - Adults	914	5,972	15.3%	15.6%	17.3%	16.7%
% of FP17s for the same patient ID Re-attending between 3 & 9 months - Children	656	1,368	48.0%	57.3%	58.9%	57.6%
% of FP17s for the same patient ID Re-attending between 3 & 9 months - Adults	2,504	5,972	41.9%	52.0%	52.2%	50.1%
% of FP17s for Band 1 Urgent Courses	616	7,349	8.4%	8.2%	9.2%	9.1%
% of FP17s Relating to Free Repair or Replacements	106	7,349	1.4%	1.2%	1.0%	0.8%
% of FP17s Relating to Continuations	147	7,349	2.0%	1.6%	1.4%	1.2%
% of Patients satisfied with the dentistry they have received	10	10	100.0%	93.3%	93.1%	92.8%
% of Patients satisfied with the time they had to wait for an appointment	6	10	60.0%	90.4%	89.5%	88.7%

* This is based on patients treated on this contract for their most recent course of treatment. Figures in italics indicate the base number of FP17s or Patient Questionnaire responses are less than 100. N/A is shown where the base number of responses is less than 10 during the period. % is calculated as Quantity/Base number*100

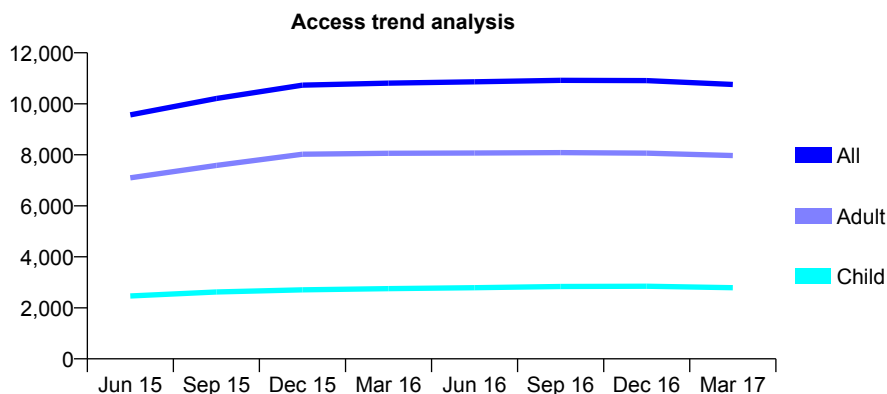
Q49 - Vital Signs At a Glance Contract Report for 133639/0001 - Year end March 2017

Name or company name	DP Rundle Dentalcare Partnership
Contract type name	GDS Contract
Purpose of contract	General
Contract start date	20/01/2014
Contract end date	

16/17 Contracted general activity (UDA)	28,500
Carry forward general activity (UDA)	0
16/17 Contracted orthodontic activity (UOA)	0
Carry forward orthodontic activity (UOA)	0
Baseline contract value	£820,713.86

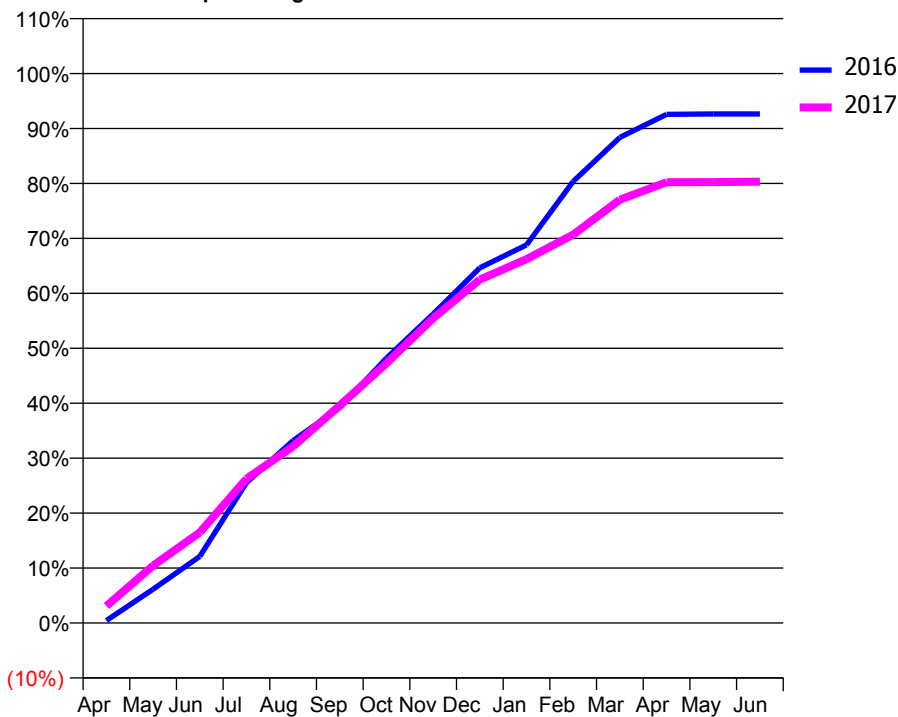
ACCESS*

Patients seen in 24 months	Total	Change since previous quarter
Quarter ending March 2016	10,811	
Quarter ending June 2016	10,861	→
Quarter ending September 2016	10,922	→
Quarter ending December 2016	10,911	→
Quarter ending March 2017	10,759	↓
Variance since March 2016	(0.5%)	→



ACTIVITY

Cumulative percentage of contracted UDA delivered 2016 & 2017



Month	Adjusted Scheduled Activity (UDA)	
	2016	2017
April	126	879
May	1,750	2,981
June	3,456	4,696
July	7,280	7,477
August	9,462	9,157
September	11,172	11,281
October	13,738	13,470
November	16,029	15,808
December	18,424	17,816
January	19,609	18,873
February	22,901	20,143
March	25,184	21,956
April	26,378	22,861
May	26,403	22,866
June	26,403	22,886

QUALITY

	Quantity	Base Number	Contract	AT	Region	England
% of FP17s for the same patient ID Re-attending within 3 months - Children	149	3,201	4.7%	11.5%	13.3%	12.3%
% of FP17s for the same patient ID Re-attending within 3 months - Adults	1,471	9,631	15.3%	15.6%	17.3%	16.7%
% of FP17s for the same patient ID Re-attending between 3 & 9 months - Children	1,612	3,201	50.4%	57.3%	58.9%	57.6%
% of FP17s for the same patient ID Re-attending between 3 & 9 months - Adults	4,663	9,631	48.4%	52.0%	52.2%	50.1%
% of FP17s for Band 1 Urgent Courses	1,343	12,711	10.6%	8.2%	9.2%	9.1%
% of FP17s Relating to Free Repair or Replacements	50	12,711	0.4%	1.2%	1.0%	0.8%
% of FP17s Relating to Continuations	182	12,711	1.4%	1.6%	1.4%	1.2%
% of Patients satisfied with the dentistry they have received	18	18	100.0%	93.3%	93.1%	92.8%
% of Patients satisfied with the time they had to wait for an appointment	17	18	94.4%	90.4%	89.5%	88.7%

* This is based on patients treated on this contract for their most recent course of treatment. Figures in italics indicate the base number of FP17s or Patient Questionnaire responses are less than 100. N/A is shown where the base number of responses is less than 10 during the period. % is calculated as Quantity/Base number*100

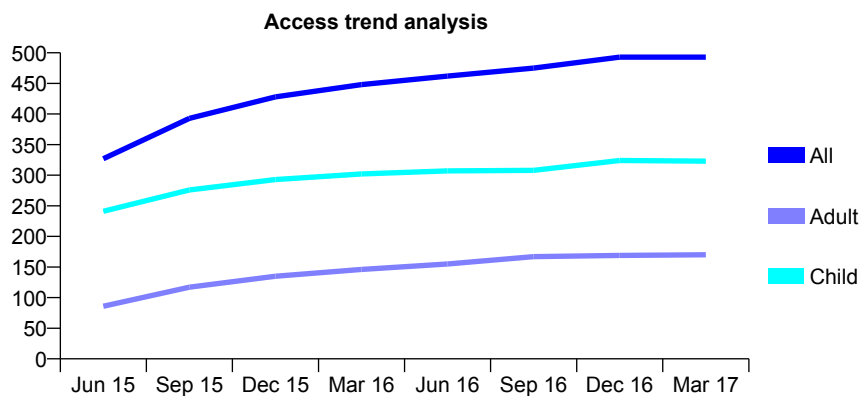
Q49 - Vital Signs At a Glance Contract Report for 134015/0001 - Year end March 2017

Name or company name	Alistair Morgan and Associates Limited
Contract type name	GDS Contract
Purpose of contract	General
Contract start date	01/02/2015
Contract end date	

16/17 Contracted general activity (UDA)	1,700
Carry forward general activity (UDA)	0
16/17 Contracted orthodontic activity (UOA)	0
Carry forward orthodontic activity (UOA)	0
Baseline contract value	£42,648.10

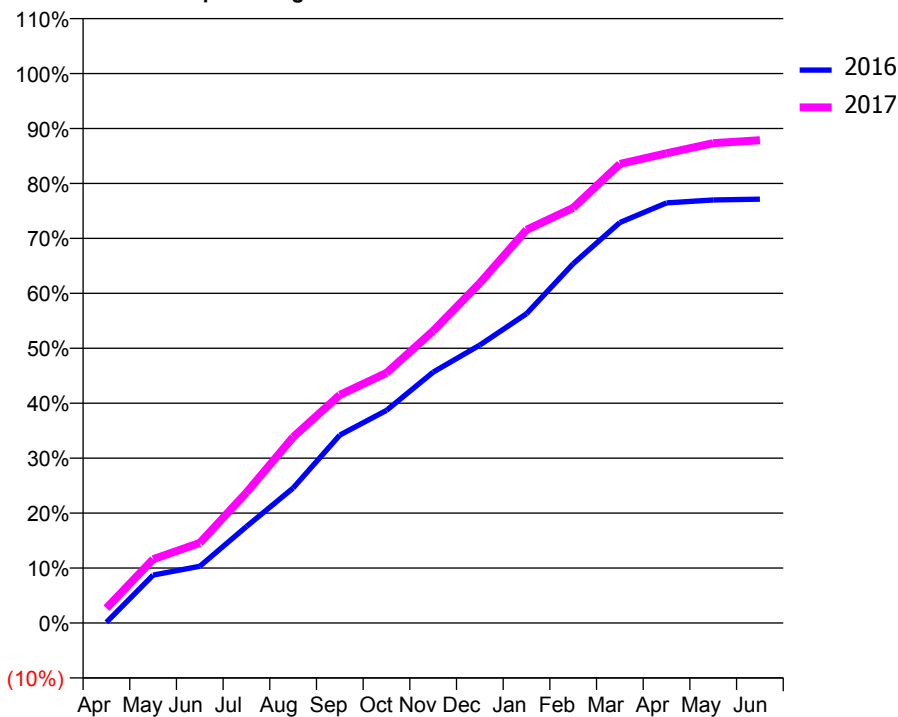
ACCESS*

Patients seen in 24 months	Total	Change since previous quarter
Quarter ending March 2016	448	
Quarter ending June 2016	462	↑
Quarter ending September 2016	475	↑
Quarter ending December 2016	493	↑
Quarter ending March 2017	493	→
Variance since March 2016	10.0%	↑



ACTIVITY

Cumulative percentage of contracted UDA delivered 2016 & 2017



Month	Adjusted Scheduled Activity (UDA)	
	2016	2017
April	3	46
May	183	197
June	217	248
July	369	404
August	516	575
September	718	706
October	813	774
November	959	904
December	1,062	1,052
January	1,182	1,216
February	1,373	1,285
March	1,531	1,420
April	1,605	1,453
May	1,617	1,485
June	1,620	1,494

QUALITY

	Quantity	Base Number	Contract	AT	Region	England
% of FP17s for the same patient ID Re-attending within 3 months - Children	75	750	10.0%	11.5%	13.3%	12.3%
% of FP17s for the same patient ID Re-attending within 3 months - Adults	41	228	18.0%	15.6%	17.3%	16.7%
% of FP17s for the same patient ID Re-attending between 3 & 9 months - Children	568	750	75.7%	57.3%	58.9%	57.6%
% of FP17s for the same patient ID Re-attending between 3 & 9 months - Adults	162	228	71.1%	52.0%	52.2%	50.1%
% of FP17s for Band 1 Urgent Courses	43	960	4.5%	8.2%	9.2%	9.1%
% of FP17s Relating to Free Repair or Replacements	0	960	0.0%	1.2%	1.0%	0.8%
% of FP17s Relating to Continuations	14	960	1.5%	1.6%	1.4%	1.2%
% of Patients satisfied with the dentistry they have received	0	0	N/A	93.3%	93.1%	92.8%
% of Patients satisfied with the time they had to wait for an appointment	0	0	N/A	90.4%	89.5%	88.7%

* This is based on patients treated on this contract for their most recent course of treatment. Figures in italics indicate the base number of FP17s or Patient Questionnaire responses are less than 100. N/A is shown where the base number of responses is less than 10 during the period. % is calculated as Quantity/Base number*100

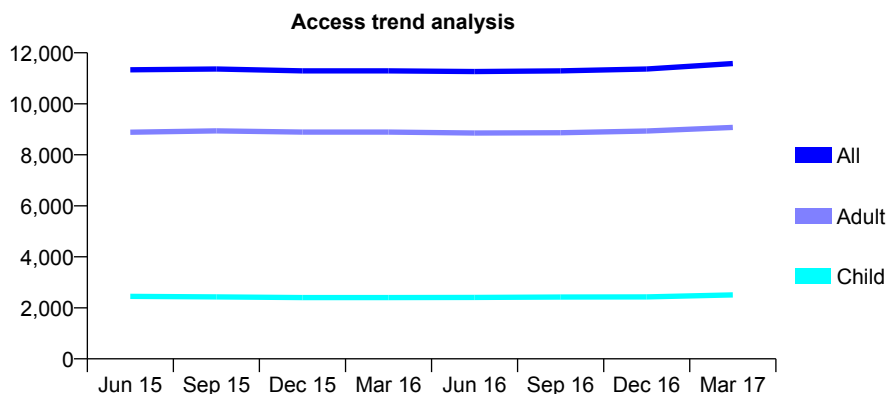
Q49 - Vital Signs At a Glance Contract Report for 134058/0001 - Year end March 2017

Name or company name	Alison Brett Dental Care LLP
Contract type name	GDS Contract
Purpose of contract	General and Orthodontic
Contract start date	01/08/2012
Contract end date	

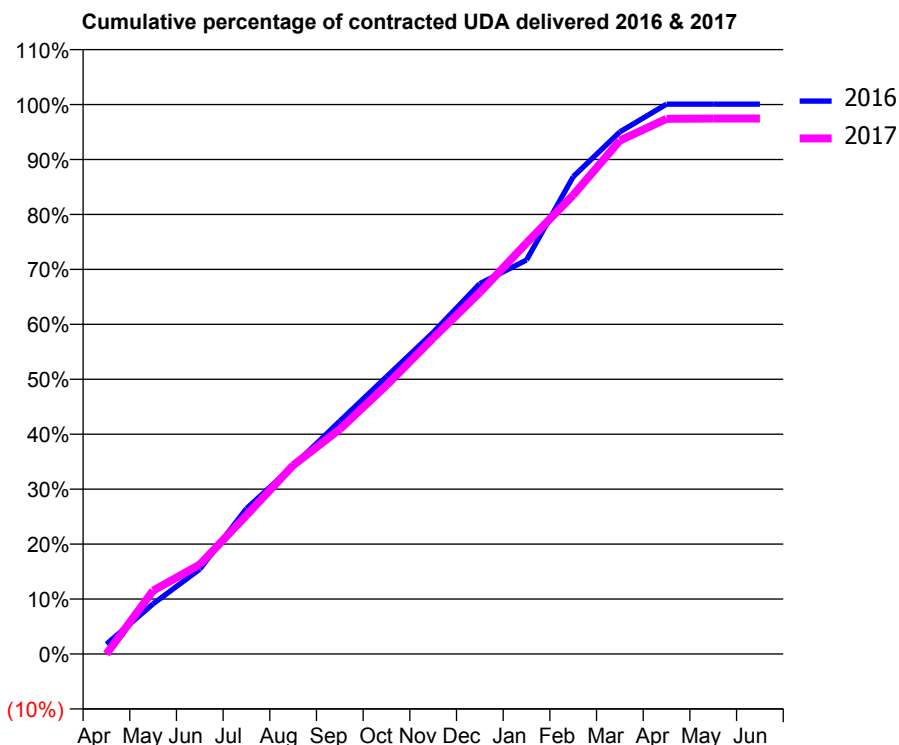
16/17 Contracted general activity (UDA)	35,029
Carry forward general activity (UDA)	0
16/17 Contracted orthodontic activity (UOA)	300
Carry forward orthodontic activity (UOA)	0
Baseline contract value	£1,018,122.34

ACCESS*

Patients seen in 24 months	Total	Change since previous quarter
Quarter ending March 2016	11,292	
Quarter ending June 2016	11,264	→
Quarter ending September 2016	11,289	→
Quarter ending December 2016	11,364	→
Quarter ending March 2017	11,580	→
Variance since March 2016	2.6%	↑



ACTIVITY



Month	Adjusted Scheduled Activity (UDA)	
	2016	2017
April	621	0
May	3,204	4,038
June	5,407	5,696
July	9,268	8,847
August	11,987	12,030
September	14,848	14,326
October	17,678	17,131
November	20,501	20,139
December	23,614	23,051
January	25,114	26,202
February	30,431	29,254
March	33,286	32,735
April	35,055	34,119
May	35,049	34,133
June	35,049	34,135

QUALITY

	Quantity	Base Number	Contract	AT	Region	England
% of FP17s for the same patient ID Re-attending within 3 months - Children	546	4,651	11.7%	11.5%	13.3%	12.3%
% of FP17s for the same patient ID Re-attending within 3 months - Adults	2,384	14,478	16.5%	15.6%	17.3%	16.7%
% of FP17s for the same patient ID Re-attending between 3 & 9 months - Children	3,165	4,651	68.0%	57.3%	58.9%	57.6%
% of FP17s for the same patient ID Re-attending between 3 & 9 months - Adults	8,512	14,478	58.8%	52.0%	52.2%	50.1%
% of FP17s for Band 1 Urgent Courses	2,112	17,472	12.1%	8.2%	9.2%	9.1%
% of FP17s Relating to Free Repair or Replacements	174	17,472	1.0%	1.2%	1.0%	0.8%
% of FP17s Relating to Continuations	136	17,472	0.8%	1.6%	1.4%	1.2%
% of Patients satisfied with the dentistry they have received	22	22	100.0%	93.3%	93.1%	92.8%
% of Patients satisfied with the time they had to wait for an appointment	21	22	95.5%	90.4%	89.5%	88.7%

* This is based on patients treated on this contract for their most recent course of treatment. Figures in italics indicate the base number of FP17s or Patient Questionnaire responses are less than 100. N/A is shown where the base number of responses is less than 10 during the period. % is calculated as Quantity/Base number*100

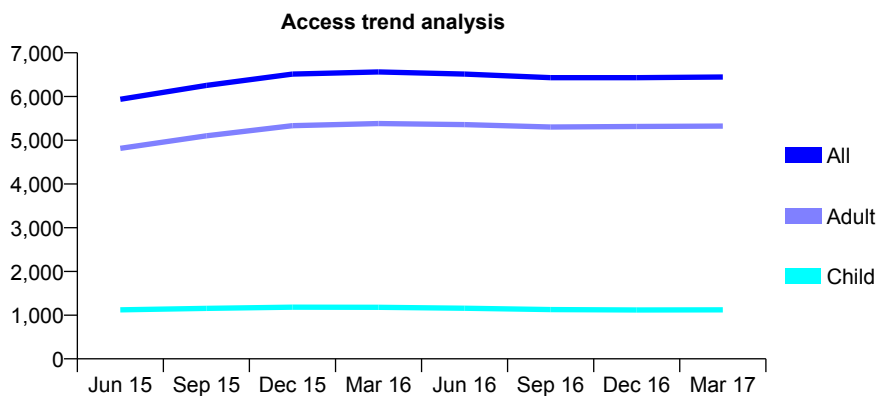
Q49 - Vital Signs At a Glance Contract Report for 136360/0001 - Year end March 2017

Name or company name	The Mill Dental Practice Partnership
Contract type name	GDS Contract
Purpose of contract	General
Contract start date	31/01/2014
Contract end date	

16/17 Contracted general activity (UDA)	21,000
Carry forward general activity (UDA)	0
16/17 Contracted orthodontic activity (UOA)	0
Carry forward orthodontic activity (UOA)	0
Baseline contract value	£541,271.40

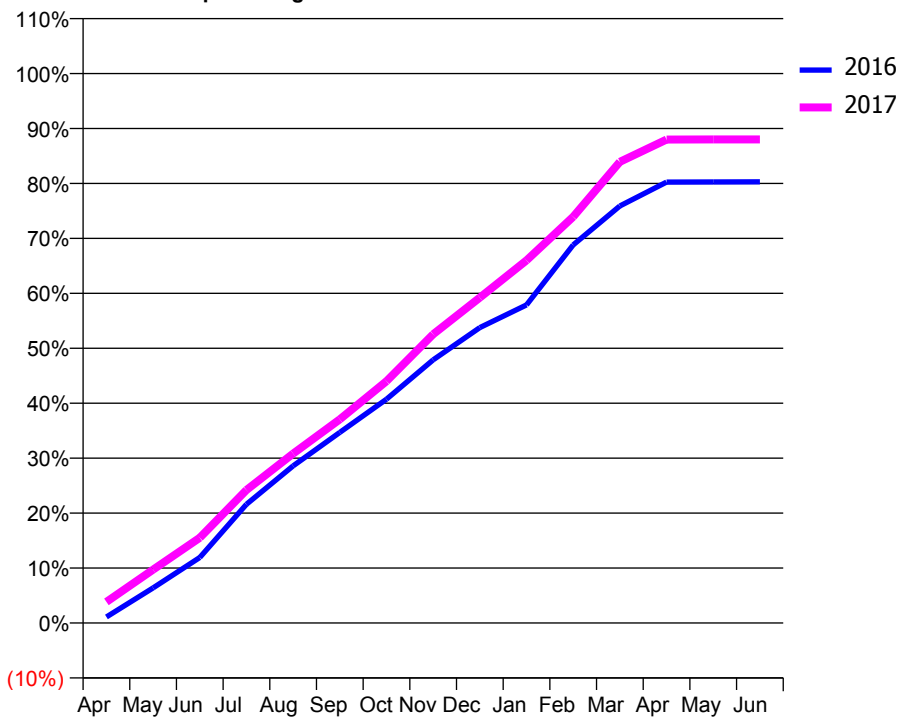
ACCESS*

Patients seen in 24 months	Total	Change since previous quarter
Quarter ending March 2016	6,562	
Quarter ending June 2016	6,512	→
Quarter ending September 2016	6,431	↓
Quarter ending December 2016	6,432	→
Quarter ending March 2017	6,446	→
Variance since March 2016	(1.8%)	↓



ACTIVITY

Cumulative percentage of contracted UDA delivered 2016 & 2017



Adjusted Scheduled Activity (UDA)

Month	2016	2017
April	265	808
May	1,523	2,039
June	2,839	3,261
July	5,148	5,083
August	6,815	6,476
September	8,268	7,782
October	9,708	9,240
November	11,409	11,036
December	12,808	12,439
January	13,792	13,859
February	16,394	15,526
March	18,085	17,623
April	19,121	18,475
May	19,125	18,482
June	19,129	18,483

QUALITY

	Quantity	Base Number	Contract	AT	Region	England
% of FP17s for the same patient ID Re-attending within 3 months - Children	114	1,747	6.5%	11.5%	13.3%	12.3%
% of FP17s for the same patient ID Re-attending within 3 months - Adults	778	6,745	11.5%	15.6%	17.3%	16.7%
% of FP17s for the same patient ID Re-attending between 3 & 9 months - Children	1,030	1,747	59.0%	57.3%	58.9%	57.6%
% of FP17s for the same patient ID Re-attending between 3 & 9 months - Adults	3,284	6,745	48.7%	52.0%	52.2%	50.1%
% of FP17s for Band 1 Urgent Courses	423	8,495	5.0%	8.2%	9.2%	9.1%
% of FP17s Relating to Free Repair or Replacements	92	8,495	1.1%	1.2%	1.0%	0.8%
% of FP17s Relating to Continuations	181	8,495	2.1%	1.6%	1.4%	1.2%
% of Patients satisfied with the dentistry they have received	4	5	N/A	93.3%	93.1%	92.8%
% of Patients satisfied with the time they had to wait for an appointment	5	5	N/A	90.4%	89.5%	88.7%

* This is based on patients treated on this contract for their most recent course of treatment. Figures in italics indicate the base number of FP17s or Patient Questionnaire responses are less than 100. N/A is shown where the base number of responses is less than 10 during the period. % is calculated as Quantity/Base number*100

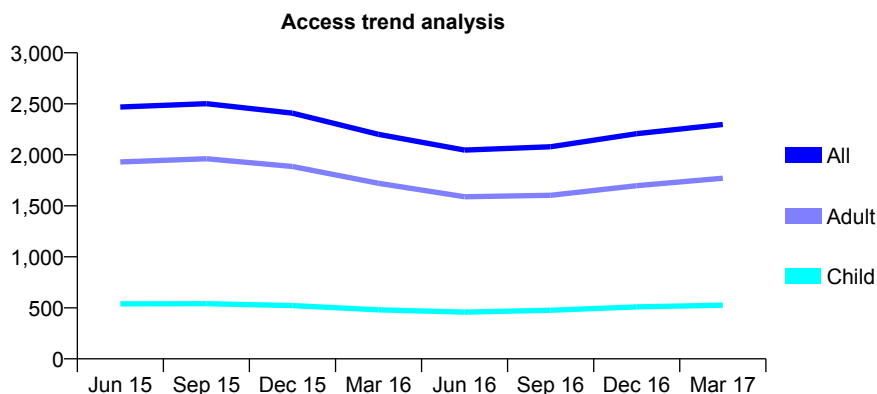
Q49 - Vital Signs At a Glance Contract Report for 138576/0001 - Year end March 2017

Name or company name	Dr J A Richards Limited
Contract type name	GDS Contract
Purpose of contract	General
Contract start date	01/04/2009
Contract end date	

16/17 Contracted general activity (UDA)	7,000
Carry forward general activity (UDA)	443
16/17 Contracted orthodontic activity (UOA)	0
Carry forward orthodontic activity (UOA)	0
Baseline contract value	£165,510.36

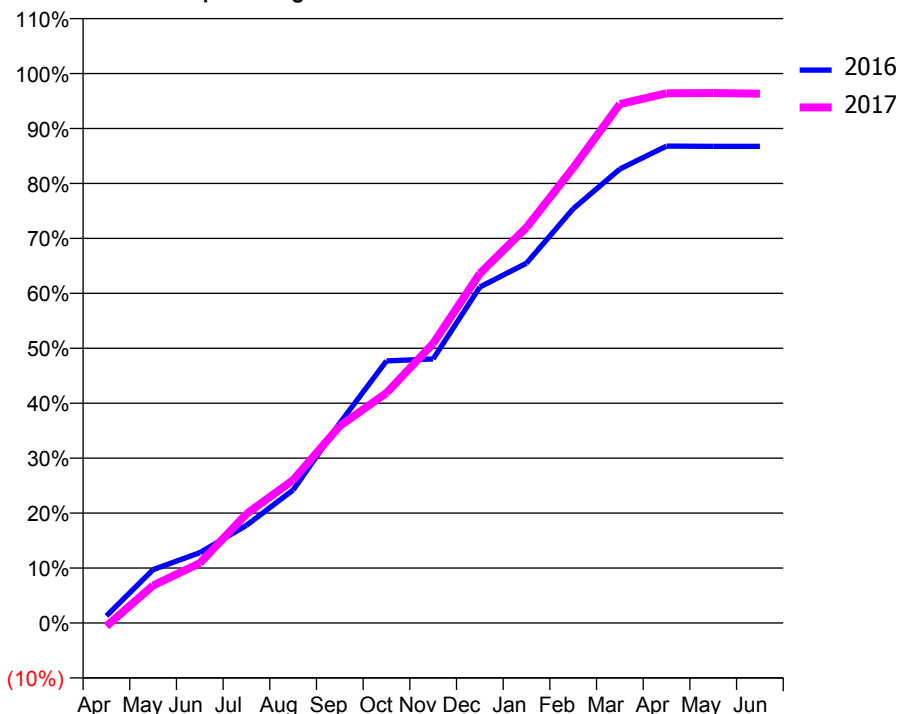
ACCESS*

Patients seen in 24 months	Total	Change since previous quarter
Quarter ending March 2016	2,201	
Quarter ending June 2016	2,047	↓
Quarter ending September 2016	2,079	→
Quarter ending December 2016	2,207	↑
Quarter ending March 2017	2,297	↑
Variance since March 2016	4.4%	↑



ACTIVITY

Cumulative percentage of contracted UDA delivered 2016 & 2017



Month	Adjusted Scheduled Activity (UDA)	
	2016	2017
April	91	-41
May	681	478
June	897	761
July	1,244	1,390
August	1,694	1,822
September	2,547	2,509
October	3,339	2,930
November	3,364	3,561
December	4,280	4,453
January	4,585	5,039
February	5,277	5,799
March	5,783	6,611
April	6,075	6,748
May	6,072	6,752
June	6,072	6,743

QUALITY

	Quantity	Base Number	Contract	AT	Region	England
% of FP17s for the same patient ID Re-attending within 3 months - Children	44	903	4.9%	11.5%	13.3%	12.3%
% of FP17s for the same patient ID Re-attending within 3 months - Adults	390	2,763	14.1%	15.6%	17.3%	16.7%
% of FP17s for the same patient ID Re-attending between 3 & 9 months - Children	559	903	61.9%	57.3%	58.9%	57.6%
% of FP17s for the same patient ID Re-attending between 3 & 9 months - Adults	1,255	2,763	45.4%	52.0%	52.2%	50.1%
% of FP17s for Band 1 Urgent Courses	184	3,608	5.1%	8.2%	9.2%	9.1%
% of FP17s Relating to Free Repair or Replacements	63	3,608	1.7%	1.2%	1.0%	0.8%
% of FP17s Relating to Continuations	25	3,608	0.7%	1.6%	1.4%	1.2%
% of Patients satisfied with the dentistry they have received	8	9	N/A	93.3%	93.1%	92.8%
% of Patients satisfied with the time they had to wait for an appointment	8	9	N/A	90.4%	89.5%	88.7%

* This is based on patients treated on this contract for their most recent course of treatment. Figures in italics indicate the base number of FP17s or Patient Questionnaire responses are less than 100. N/A is shown where the base number of responses is less than 10 during the period. % is calculated as Quantity/Base number*100

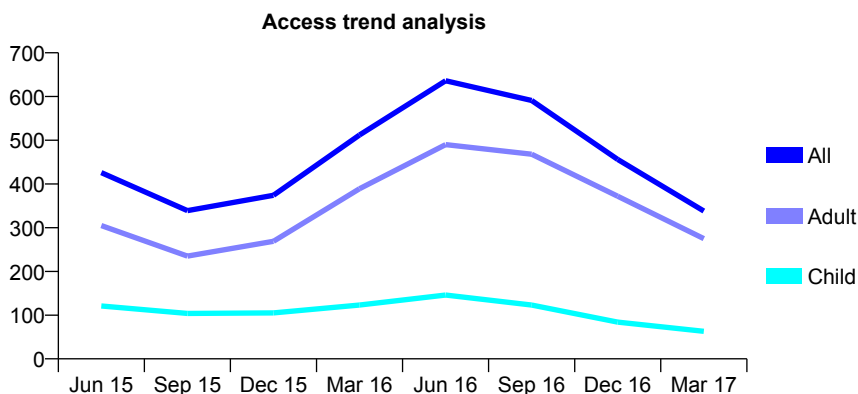
Q49 - Vital Signs At a Glance Contract Report for 138576/0002 - Year end March 2017

Name or company name	Dr J A Richards Limited
Contract type name	GDS Contract
Purpose of contract	General
Contract start date	01/04/2009
Contract end date	

16/17 Contracted general activity (UDA)	1,350
Carry forward general activity (UDA)	7
16/17 Contracted orthodontic activity (UOA)	0
Carry forward orthodontic activity (UOA)	0
Baseline contract value	£35,170.95

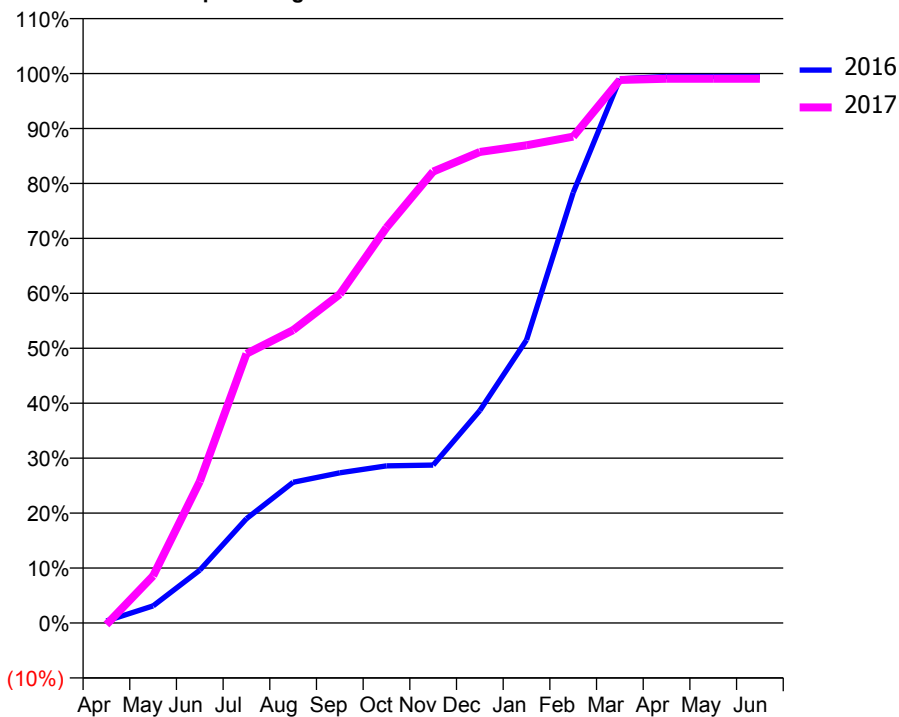
ACCESS*

Patients seen in 24 months	Total	Change since previous quarter
Quarter ending March 2016	512	
Quarter ending June 2016	636	↑
Quarter ending September 2016	591	↓
Quarter ending December 2016	456	↓
Quarter ending March 2017	338	↓
Variance since March 2016	(34.0%)	↓



ACTIVITY

Cumulative percentage of contracted UDA delivered 2016 & 2017



Month	Adjusted Scheduled Activity (UDA)	
	2016	2017
April	5	-4
May	42	116
June	130	348
July	256	662
August	346	720
September	369	808
October	386	971
November	388	1,109
December	522	1,157
January	695	1,174
February	1,057	1,195
March	1,337	1,334
April	1,343	1,337
May	1,343	1,337
June	1,343	1,337

QUALITY

	Quantity	Base Number	Contract	AT	Region	England
% of FP17s for the same patient ID Re-attending within 3 months - Children	1	144	0.7%	11.5%	13.3%	12.3%
% of FP17s for the same patient ID Re-attending within 3 months - Adults	29	510	5.7%	15.6%	17.3%	16.7%
% of FP17s for the same patient ID Re-attending between 3 & 9 months - Children	51	144	35.4%	57.3%	58.9%	57.6%
% of FP17s for the same patient ID Re-attending between 3 & 9 months - Adults	111	510	21.8%	52.0%	52.2%	50.1%
% of FP17s for Band 1 Urgent Courses	36	650	5.5%	8.2%	9.2%	9.1%
% of FP17s Relating to Free Repair or Replacements	3	650	0.5%	1.2%	1.0%	0.8%
% of FP17s Relating to Continuations	4	650	0.6%	1.6%	1.4%	1.2%
% of Patients satisfied with the dentistry they have received	2	2	N/A	93.3%	93.1%	92.8%
% of Patients satisfied with the time they had to wait for an appointment	2	2	N/A	90.4%	89.5%	88.7%

* This is based on patients treated on this contract for their most recent course of treatment. Figures in italics indicate the base number of FP17s or Patient Questionnaire responses are less than 100. N/A is shown where the base number of responses is less than 10 during the period. % is calculated as Quantity/Base number*100

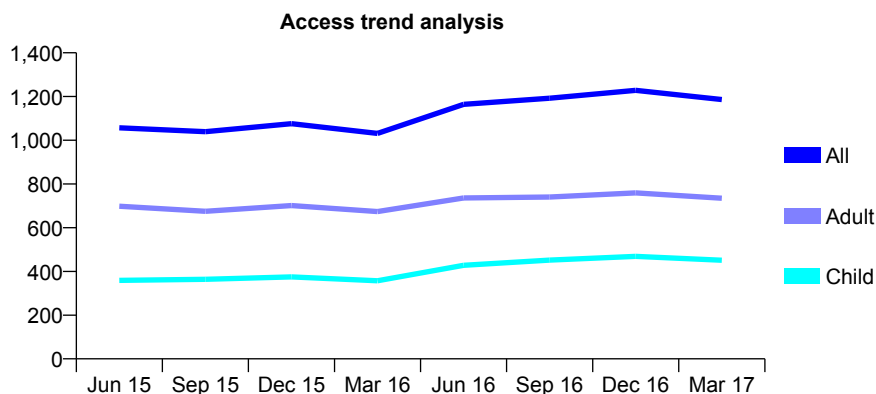
Q49 - Vital Signs At a Glance Contract Report for 140449/0001 - Year end March 2017

Name or company name	South Tyneside Foundation Trust
Contract type name	PDS Contract
Purpose of contract	General
Contract start date	01/06/2013
Contract end date	31/03/2020

16/17 Contracted general activity (UDA)	2,200
Carry forward general activity (UDA)	0
16/17 Contracted orthodontic activity (UOA)	0
Carry forward orthodontic activity (UOA)	0
Baseline contract value	£958,112.36

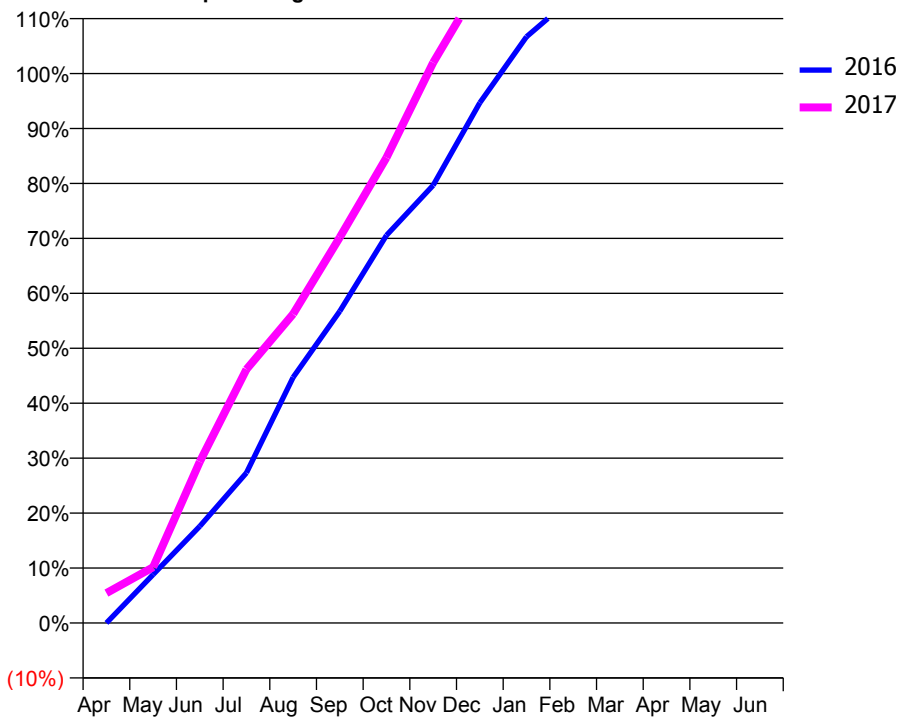
ACCESS*

Patients seen in 24 months	Total	Change since previous quarter
Quarter ending March 2016	1,031	
Quarter ending June 2016	1,164	↑
Quarter ending September 2016	1,192	↑
Quarter ending December 2016	1,228	↑
Quarter ending March 2017	1,186	↓
Variance since March 2016	15.0%	↑



ACTIVITY

Cumulative percentage of contracted UDA delivered 2016 & 2017



Month	Adjusted Scheduled Activity (UDA)	
	2016	2017
April	0	120
May	194	224
June	387	646
July	601	1,016
August	983	1,237
September	1,248	1,544
October	1,552	1,864
November	1,753	2,244
December	2,083	2,558
January	2,347	2,790
February	2,507	2,921
March	2,508	3,247
April	2,942	3,395
May	3,014	3,419
June	3,103	3,420

QUALITY

	Quantity	Base Number	Contract	AT	Region	England
% of FP17s for the same patient ID Re-attending within 3 months - Children	86	841	10.2%	11.5%	13.3%	12.3%
% of FP17s for the same patient ID Re-attending within 3 months - Adults	103	1,037	9.9%	15.6%	17.3%	16.7%
% of FP17s for the same patient ID Re-attending between 3 & 9 months - Children	203	841	24.1%	57.3%	58.9%	57.6%
% of FP17s for the same patient ID Re-attending between 3 & 9 months - Adults	390	1,037	37.6%	52.0%	52.2%	50.1%
% of FP17s for Band 1 Urgent Courses	41	1,672	2.5%	8.2%	9.2%	9.1%
% of FP17s Relating to Free Repair or Replacements	4	1,672	0.2%	1.2%	1.0%	0.8%
% of FP17s Relating to Continuations	24	1,672	1.4%	1.6%	1.4%	1.2%
% of Patients satisfied with the dentistry they have received	2	2	N/A	93.3%	93.1%	92.8%
% of Patients satisfied with the time they had to wait for an appointment	2	2	N/A	90.4%	89.5%	88.7%

* This is based on patients treated on this contract for their most recent course of treatment. Figures in italics indicate the base number of FP17s or Patient Questionnaire responses are less than 100. N/A is shown where the base number of responses is less than 10 during the period. % is calculated as Quantity/Base number*100

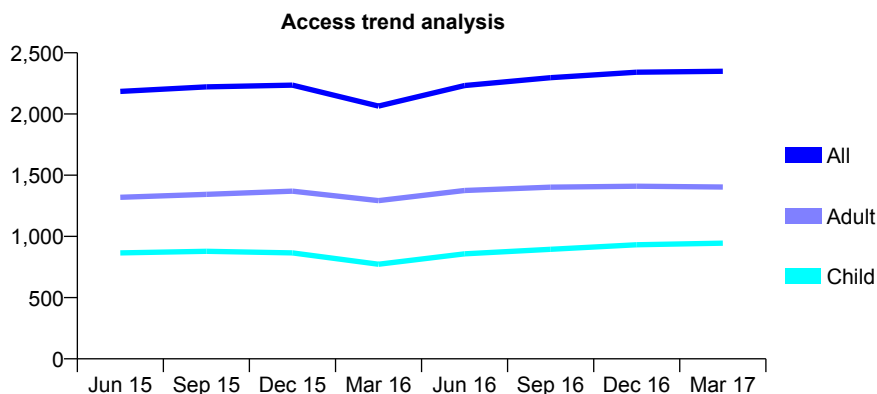
Q49 - Vital Signs At a Glance Contract Report for 140449/0002 - Year end March 2017

Name or company name	South Tyneside Foundation Trust
Contract type name	PDS Contract
Purpose of contract	General
Contract start date	01/06/2013
Contract end date	31/03/2020

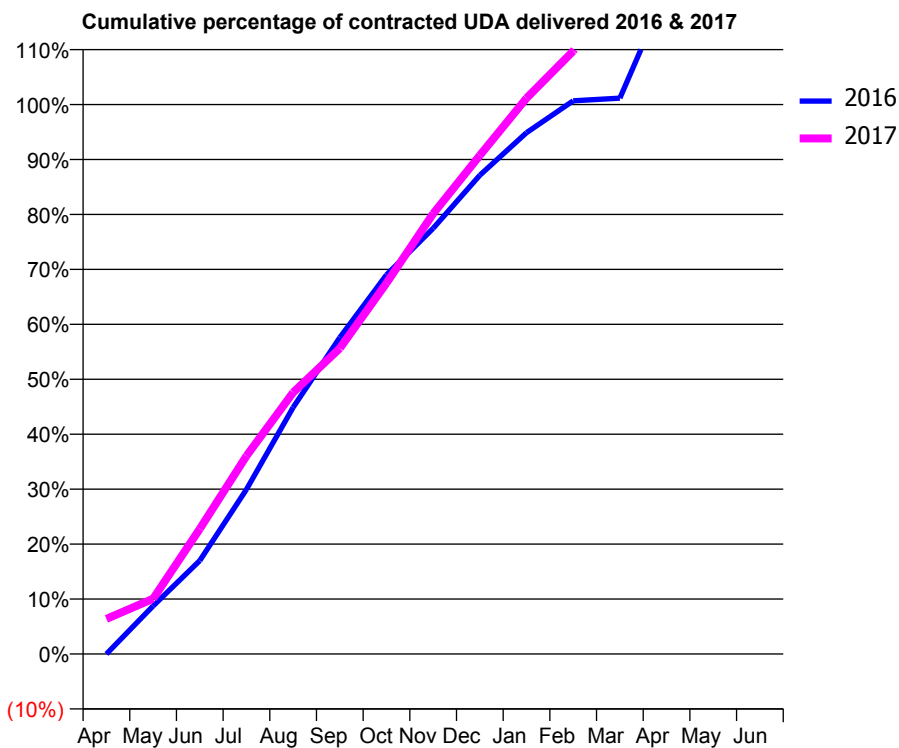
16/17 Contracted general activity (UDA)	5,050
Carry forward general activity (UDA)	0
16/17 Contracted orthodontic activity (UOA)	0
Carry forward orthodontic activity (UOA)	0
Baseline contract value	£2,053,601.59

ACCESS*

Patients seen in 24 months	Total	Change since previous quarter
Quarter ending March 2016	2,065	
Quarter ending June 2016	2,233	↑
Quarter ending September 2016	2,297	↑
Quarter ending December 2016	2,342	→
Quarter ending March 2017	2,349	→
Variance since March 2016	13.8%	↑



ACTIVITY



Month	Adjusted Scheduled Activity (UDA)	
	2016	2017
April	0	322
May	442	508
June	858	1,150
July	1,512	1,821
August	2,266	2,403
September	2,909	2,809
October	3,484	3,409
November	3,912	4,048
December	4,400	4,583
January	4,791	5,109
February	5,084	5,541
March	5,108	6,148
April	6,098	6,481
May	6,112	6,502
June	6,272	6,514

QUALITY

	Quantity	Base Number	Contract	AT	Region	England
% of FP17s for the same patient ID Re-attending within 3 months - Children	82	1,492	5.5%	11.5%	13.3%	12.3%
% of FP17s for the same patient ID Re-attending within 3 months - Adults	132	1,941	6.8%	15.6%	17.3%	16.7%
% of FP17s for the same patient ID Re-attending between 3 & 9 months - Children	325	1,492	21.8%	57.3%	58.9%	57.6%
% of FP17s for the same patient ID Re-attending between 3 & 9 months - Adults	766	1,941	39.5%	52.0%	52.2%	50.1%
% of FP17s for Band 1 Urgent Courses	53	2,993	1.8%	8.2%	9.2%	9.1%
% of FP17s Relating to Free Repair or Replacements	8	2,993	0.3%	1.2%	1.0%	0.8%
% of FP17s Relating to Continuations	28	2,993	0.9%	1.6%	1.4%	1.2%
% of Patients satisfied with the dentistry they have received	1	1	N/A	93.3%	93.1%	92.8%
% of Patients satisfied with the time they had to wait for an appointment	1	1	N/A	90.4%	89.5%	88.7%

* This is based on patients treated on this contract for their most recent course of treatment. Figures in italics indicate the base number of FP17s or Patient Questionnaire responses are less than 100. N/A is shown where the base number of responses is less than 10 during the period. % is calculated as Quantity/Base number*100

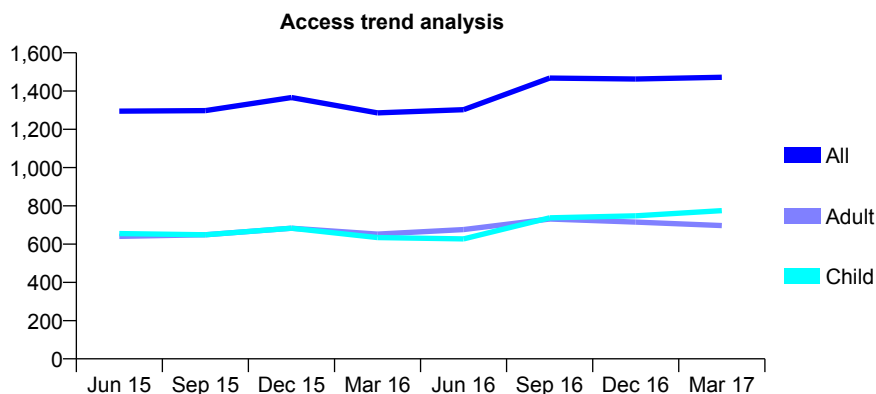
Q49 - Vital Signs At a Glance Contract Report for 140449/0003 - Year end March 2017

Name or company name	South Tyneside Foundation Trust
Contract type name	PDS Contract
Purpose of contract	General
Contract start date	01/06/2013
Contract end date	31/03/2020

16/17 Contracted general activity (UDA)	2,195
Carry forward general activity (UDA)	0
16/17 Contracted orthodontic activity (UOA)	0
Carry forward orthodontic activity (UOA)	0
Baseline contract value	£1,222,306.98

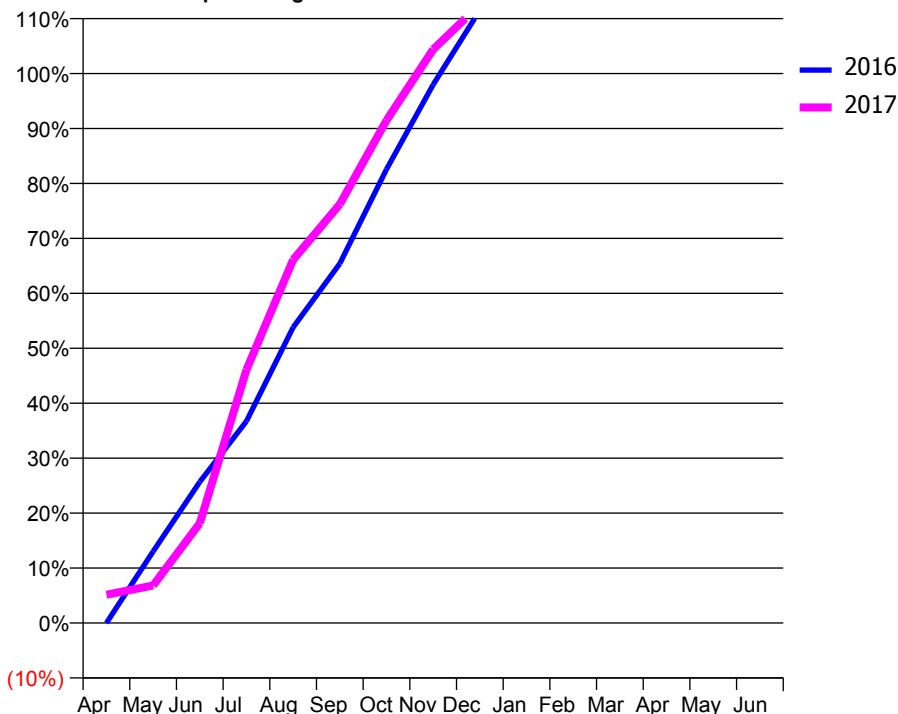
ACCESS*

Patients seen in 24 months	Total	Change since previous quarter
Quarter ending March 2016	1,286	
Quarter ending June 2016	1,303	→
Quarter ending September 2016	1,468	↑
Quarter ending December 2016	1,463	→
Quarter ending March 2017	1,472	→
Variance since March 2016	14.5%	↑



ACTIVITY

Cumulative percentage of contracted UDA delivered 2016 & 2017



Adjusted Scheduled Activity (UDA)

Month	2016	2017
April	0	113
May	286	150
June	564	399
July	806	1,012
August	1,181	1,451
September	1,436	1,673
October	1,812	2,008
November	2,151	2,291
December	2,448	2,470
January	2,707	2,789
February	2,920	3,026
March	2,923	3,354
April	3,236	3,529
May	3,236	3,557
June	3,286	3,567

QUALITY

	Quantity	Base Number	Contract	AT	Region	England
% of FP17s for the same patient ID Re-attending within 3 months - Children	175	1,281	13.7%	11.5%	13.3%	12.3%
% of FP17s for the same patient ID Re-attending within 3 months - Adults	84	948	8.9%	15.6%	17.3%	16.7%
% of FP17s for the same patient ID Re-attending between 3 & 9 months - Children	379	1,281	29.6%	57.3%	58.9%	57.6%
% of FP17s for the same patient ID Re-attending between 3 & 9 months - Adults	325	948	34.3%	52.0%	52.2%	50.1%
% of FP17s for Band 1 Urgent Courses	55	1,956	2.8%	8.2%	9.2%	9.1%
% of FP17s Relating to Free Repair or Replacements	0	1,956	0.0%	1.2%	1.0%	0.8%
% of FP17s Relating to Continuations	56	1,956	2.9%	1.6%	1.4%	1.2%
% of Patients satisfied with the dentistry they have received	1	1	N/A	93.3%	93.1%	92.8%
% of Patients satisfied with the time they had to wait for an appointment	1	1	N/A	90.4%	89.5%	88.7%

* This is based on patients treated on this contract for their most recent course of treatment. Figures in italics indicate the base number of FP17s or Patient Questionnaire responses are less than 100. N/A is shown where the base number of responses is less than 10 during the period. % is calculated as Quantity/Base number*100

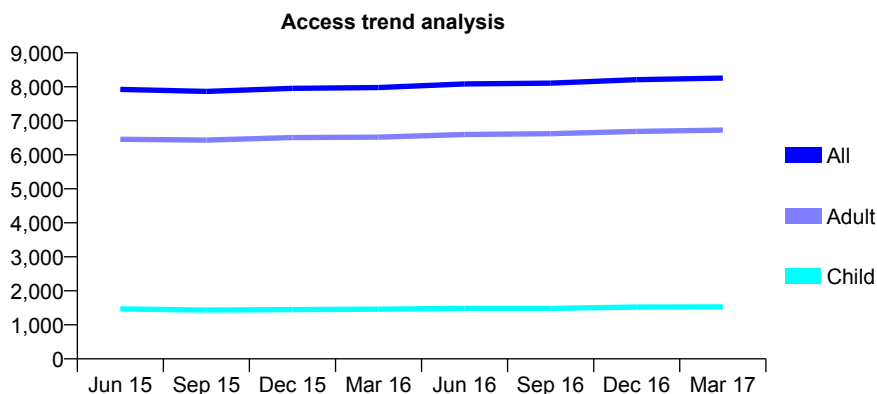
Q49 - Vital Signs At a Glance Contract Report for 141593/0001 - Year end March 2017

Name or company name	J R P Jones and Associates
Contract type name	GDS Contract
Purpose of contract	General and Orthodontic
Contract start date	01/03/2012
Contract end date	

16/17 Contracted general activity (UDA)	26,411
Carry forward general activity (UDA)	0
16/17 Contracted orthodontic activity (UOA)	300
Carry forward orthodontic activity (UOA)	0
Baseline contract value	£697,967.49

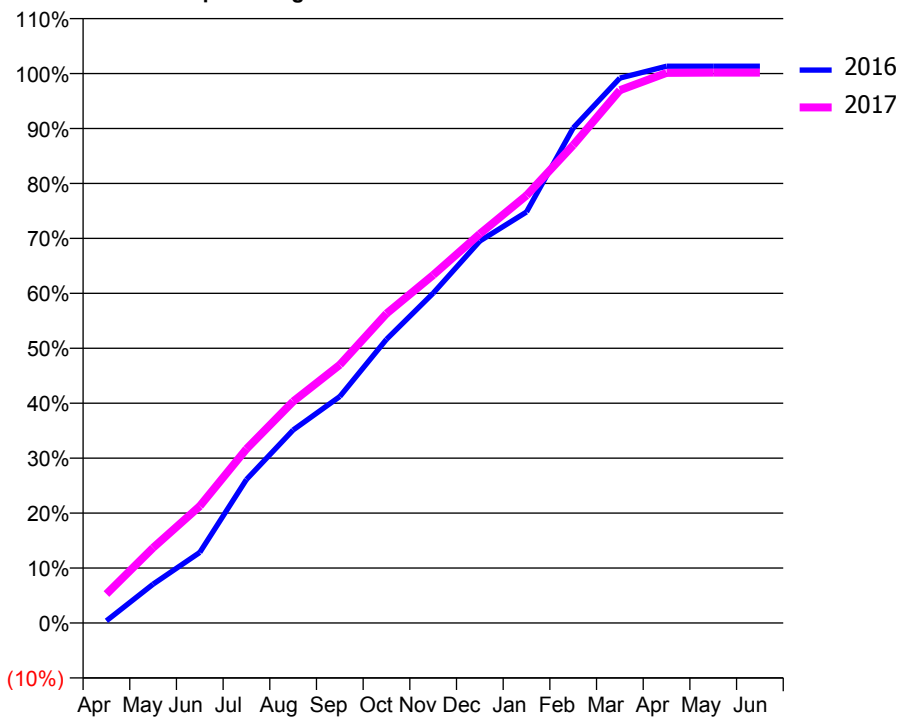
ACCESS*

Patients seen in 24 months	Total	Change since previous quarter
Quarter ending March 2016	7,978	
Quarter ending June 2016	8,084	→
Quarter ending September 2016	8,106	→
Quarter ending December 2016	8,209	→
Quarter ending March 2017	8,256	→
Variance since March 2016	3.5%	↑



ACTIVITY

Cumulative percentage of contracted UDA delivered 2016 & 2017



Month	Adjusted Scheduled Activity (UDA)	
	2016	2017
April	107	1,396
May	1,871	3,620
June	3,391	5,616
July	6,899	8,365
August	9,279	10,646
September	10,886	12,414
October	13,637	14,874
November	15,856	16,722
December	18,358	18,703
January	19,756	20,551
February	23,796	22,964
March	26,191	25,610
April	26,763	26,439
May	26,763	26,454
June	26,764	26,456

QUALITY

	Quantity	Base Number	Contract	AT	Region	England
% of FP17s for the same patient ID Re-attending within 3 months - Children	211	2,860	7.4%	11.5%	13.3%	12.3%
% of FP17s for the same patient ID Re-attending within 3 months - Adults	1,463	11,480	12.7%	15.6%	17.3%	16.7%
% of FP17s for the same patient ID Re-attending between 3 & 9 months - Children	2,103	2,860	73.5%	57.3%	58.9%	57.6%
% of FP17s for the same patient ID Re-attending between 3 & 9 months - Adults	7,988	11,480	69.6%	52.0%	52.2%	50.1%
% of FP17s for Band 1 Urgent Courses	689	14,097	4.9%	8.2%	9.2%	9.1%
% of FP17s Relating to Free Repair or Replacements	285	14,097	2.0%	1.2%	1.0%	0.8%
% of FP17s Relating to Continuations	306	14,097	2.2%	1.6%	1.4%	1.2%
% of Patients satisfied with the dentistry they have received	21	22	95.5%	93.3%	93.1%	92.8%
% of Patients satisfied with the time they had to wait for an appointment	19	22	86.4%	90.4%	89.5%	88.7%

* This is based on patients treated on this contract for their most recent course of treatment. Figures in italics indicate the base number of FP17s or Patient Questionnaire responses are less than 100. N/A is shown where the base number of responses is less than 10 during the period. % is calculated as Quantity/Base number*100

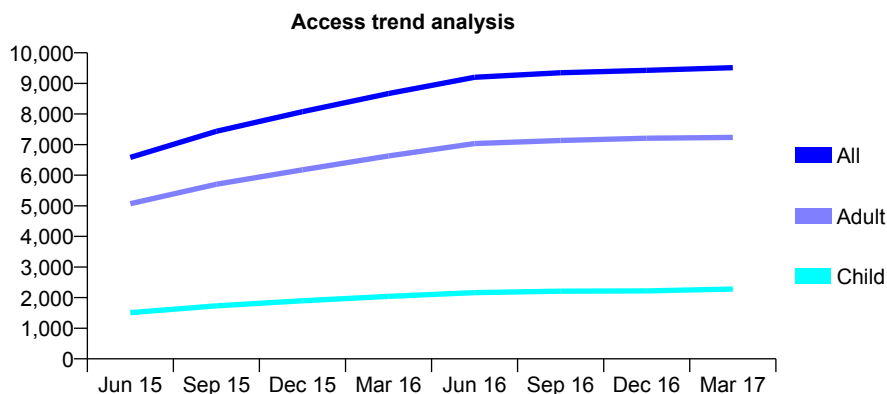
Q49 - Vital Signs At a Glance Contract Report for 141852/0001 - Year end March 2017

Name or company name	Perfect Smile Gateshead Partnership
Contract type name	GDS Contract
Purpose of contract	General and Orthodontic
Contract start date	01/07/2014
Contract end date	

16/17 Contracted general activity (UDA)	28,872
Carry forward general activity (UDA)	0
16/17 Contracted orthodontic activity (UOA)	500
Carry forward orthodontic activity (UOA)	0
Baseline contract value	£849,088.12

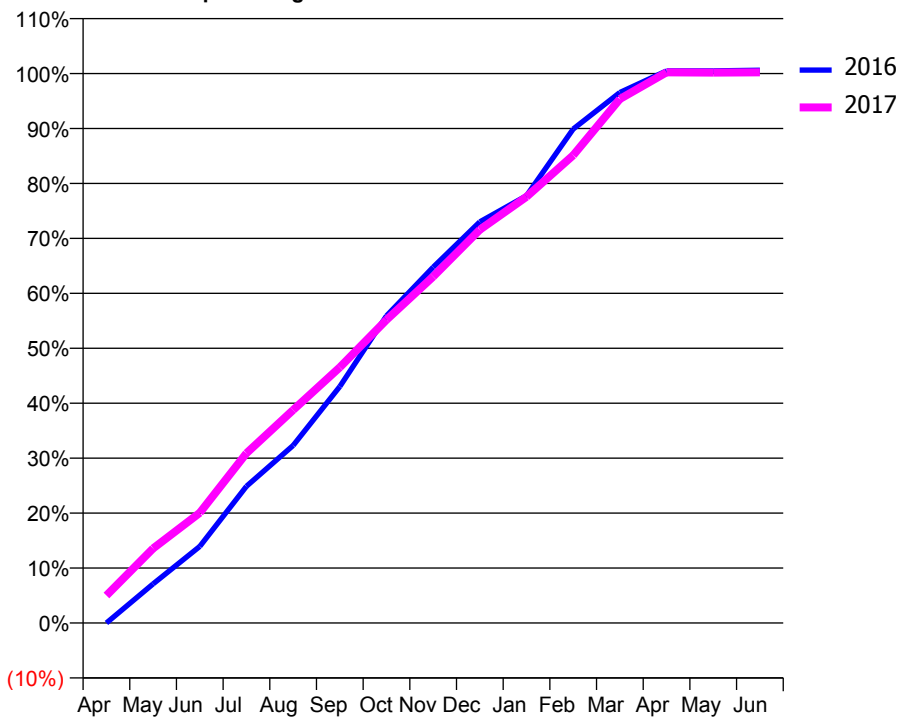
ACCESS*

Patients seen in 24 months	Total	Change since previous quarter
Quarter ending March 2016	8,671	
Quarter ending June 2016	9,199	↑
Quarter ending September 2016	9,347	→
Quarter ending December 2016	9,429	→
Quarter ending March 2017	9,514	→
Variance since March 2016	9.7%	↑



ACTIVITY

Cumulative percentage of contracted UDA delivered 2016 & 2017



Month	Adjusted Scheduled Activity (UDA)	
	2016	2017
April	0	1,444
May	2,057	3,920
June	4,026	5,791
July	7,182	8,921
August	9,326	11,189
September	12,429	13,436
October	16,138	15,927
November	18,698	18,200
December	21,076	20,667
January	22,450	22,394
February	25,956	24,574
March	27,872	27,531
April	29,013	28,934
May	29,013	28,921
June	29,047	28,931

QUALITY

	Quantity	Base Number	Contract	AT	Region	England
% of FP17s for the same patient ID Re-attending within 3 months - Children	240	2,720	8.8%	11.5%	13.3%	12.3%
% of FP17s for the same patient ID Re-attending within 3 months - Adults	1,087	8,375	13.0%	15.6%	17.3%	16.7%
% of FP17s for the same patient ID Re-attending between 3 & 9 months - Children	1,124	2,720	41.3%	57.3%	58.9%	57.6%
% of FP17s for the same patient ID Re-attending between 3 & 9 months - Adults	3,725	8,375	44.5%	52.0%	52.2%	50.1%
% of FP17s for Band 1 Urgent Courses	1,061	10,985	9.7%	8.2%	9.2%	9.1%
% of FP17s Relating to Free Repair or Replacements	185	10,985	1.7%	1.2%	1.0%	0.8%
% of FP17s Relating to Continuations	101	10,985	0.9%	1.6%	1.4%	1.2%
% of Patients satisfied with the dentistry they have received	10	13	76.9%	93.3%	93.1%	92.8%
% of Patients satisfied with the time they had to wait for an appointment	12	13	92.3%	90.4%	89.5%	88.7%

* This is based on patients treated on this contract for their most recent course of treatment. Figures in italics indicate the base number of FP17s or Patient Questionnaire responses are less than 100. N/A is shown where the base number of responses is less than 10 during the period. % is calculated as Quantity/Base number*100

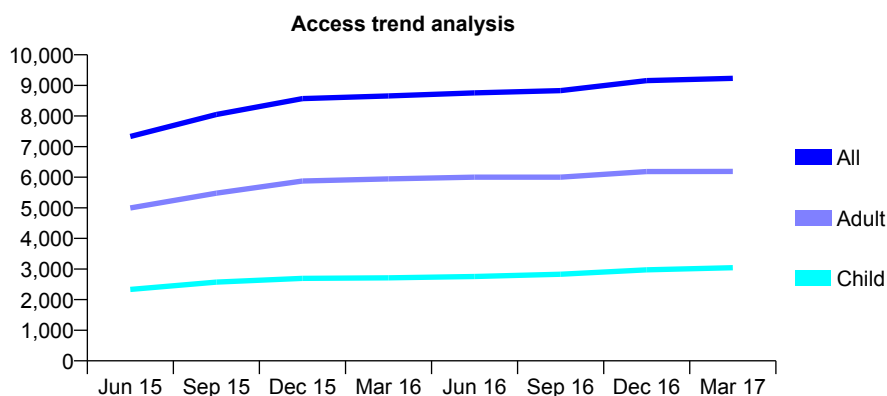
Q49 - Vital Signs At a Glance Contract Report for 142050/0001 - Year end March 2017

Name or company name	The Grainger Stockton, Birtley and Stanley
Contract type name	GDS Contract
Purpose of contract	General
Contract start date	01/02/2014
Contract end date	

16/17 Contracted general activity (UDA)	32,500
Carry forward general activity (UDA)	0
16/17 Contracted orthodontic activity (UOA)	0
Carry forward orthodontic activity (UOA)	0
Baseline contract value	£760,963.34

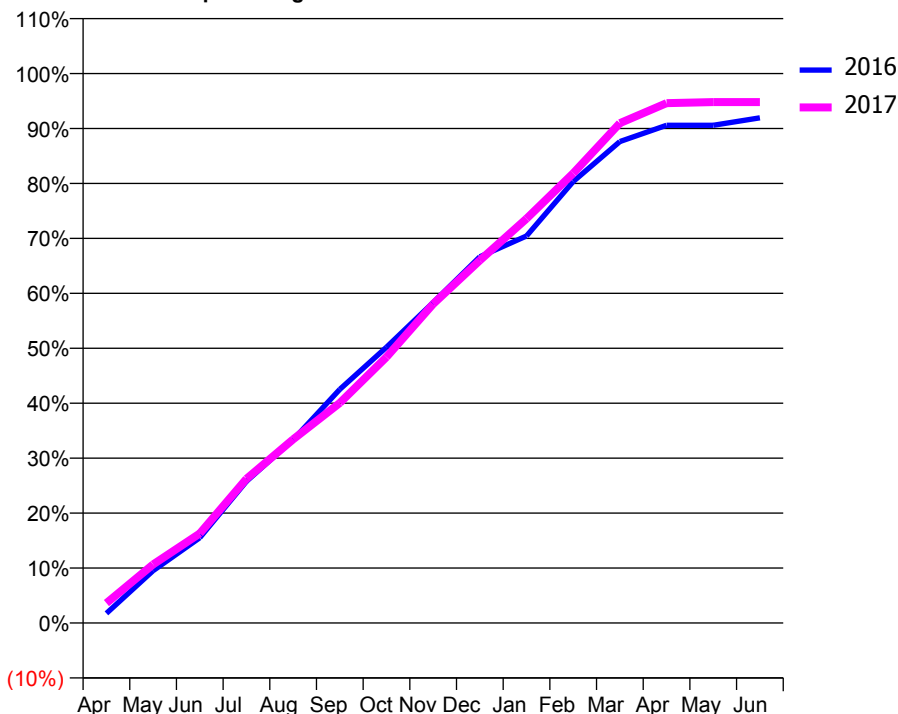
ACCESS*

Patients seen in 24 months	Total	Change since previous quarter
Quarter ending March 2016	8,655	
Quarter ending June 2016	8,755	→
Quarter ending September 2016	8,832	→
Quarter ending December 2016	9,159	↑
Quarter ending March 2017	9,233	→
Variance since March 2016	6.7%	↑



ACTIVITY

Cumulative percentage of contracted UDA delivered 2016 & 2017



Adjusted Scheduled Activity (UDA)

Month	2016	2017
April	575	1,176
May	3,098	3,466
June	5,042	5,295
July	8,380	8,530
August	10,843	10,864
September	13,821	13,019
October	16,314	15,732
November	18,955	18,868
December	21,659	21,452
January	22,895	23,913
February	26,110	26,596
March	28,475	29,561
April	29,439	30,747
May	29,439	30,809
June	29,881	30,809

QUALITY

	Quantity	Base Number	Contract	AT	Region	England
% of FP17s for the same patient ID Re-attending within 3 months - Children	255	4,459	5.7%	11.5%	13.3%	12.3%
% of FP17s for the same patient ID Re-attending within 3 months - Adults	1,068	8,147	13.1%	15.6%	17.3%	16.7%
% of FP17s for the same patient ID Re-attending between 3 & 9 months - Children	2,544	4,459	57.1%	57.3%	58.9%	57.6%
% of FP17s for the same patient ID Re-attending between 3 & 9 months - Adults	4,226	8,147	51.9%	52.0%	52.2%	50.1%
% of FP17s for Band 1 Urgent Courses	862	12,446	6.9%	8.2%	9.2%	9.1%
% of FP17s Relating to Free Repair or Replacements	70	12,446	0.6%	1.2%	1.0%	0.8%
% of FP17s Relating to Continuations	177	12,446	1.4%	1.6%	1.4%	1.2%
% of Patients satisfied with the dentistry they have received	8	8	N/A	93.3%	93.1%	92.8%
% of Patients satisfied with the time they had to wait for an appointment	8	8	N/A	90.4%	89.5%	88.7%

* This is based on patients treated on this contract for their most recent course of treatment. Figures in italics indicate the base number of FP17s or Patient Questionnaire responses are less than 100. N/A is shown where the base number of responses is less than 10 during the period. % is calculated as Quantity/Base number*100

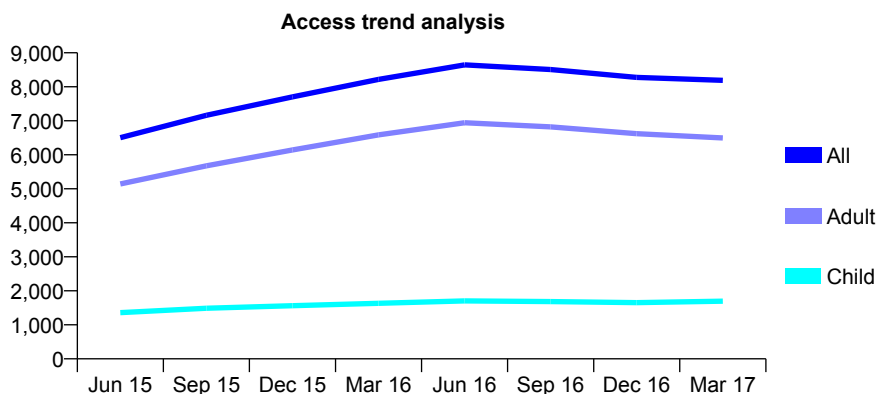
Q49 - Vital Signs At a Glance Contract Report for 143324/0001 - Year end March 2017

Name or company name	Perfect Smile Blaydon Partnership
Contract type name	GDS Contract
Purpose of contract	General
Contract start date	01/07/2014
Contract end date	

16/17 Contracted general activity (UDA)	22,584
Carry forward general activity (UDA)	46
16/17 Contracted orthodontic activity (UOA)	0
Carry forward orthodontic activity (UOA)	0
Baseline contract value	£707,331.42

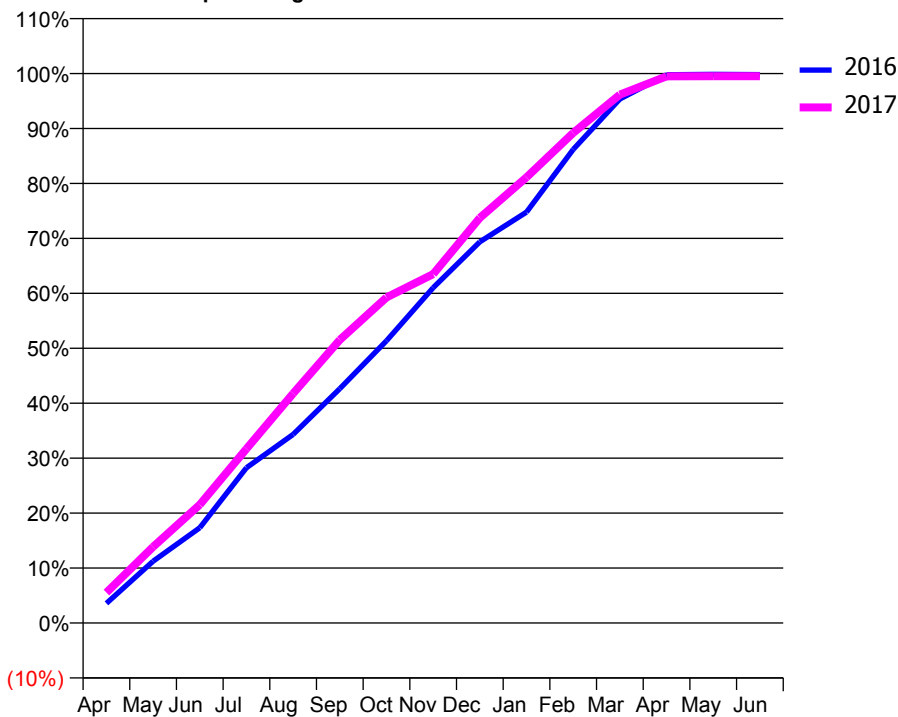
ACCESS*

Patients seen in 24 months	Total	Change since previous quarter
Quarter ending March 2016	8,218	
Quarter ending June 2016	8,647	↑
Quarter ending September 2016	8,506	↓
Quarter ending December 2016	8,275	↓
Quarter ending March 2017	8,190	↓
Variance since March 2016	(0.3%)	→



ACTIVITY

Cumulative percentage of contracted UDA delivered 2016 & 2017



Month	Adjusted Scheduled Activity (UDA)	
	2016	2017
April	808	1,250
May	2,538	3,131
June	3,916	4,862
July	6,384	7,162
August	7,752	9,435
September	9,631	11,640
October	11,600	13,383
November	13,779	14,342
December	15,663	16,651
January	16,888	18,320
February	19,465	20,141
March	21,534	21,719
April	22,532	22,469
May	22,548	22,473
June	22,538	22,475

QUALITY

	Quantity	Base Number	Contract	AT	Region	England
% of FP17s for the same patient ID Re-attending within 3 months - Children	124	1,936	6.4%	11.5%	13.3%	12.3%
% of FP17s for the same patient ID Re-attending within 3 months - Adults	1,069	7,012	15.2%	15.6%	17.3%	16.7%
% of FP17s for the same patient ID Re-attending between 3 & 9 months - Children	675	1,936	34.9%	57.3%	58.9%	57.6%
% of FP17s for the same patient ID Re-attending between 3 & 9 months - Adults	2,356	7,012	33.6%	52.0%	52.2%	50.1%
% of FP17s for Band 1 Urgent Courses	754	8,911	8.5%	8.2%	9.2%	9.1%
% of FP17s Relating to Free Repair or Replacements	91	8,911	1.0%	1.2%	1.0%	0.8%
% of FP17s Relating to Continuations	222	8,911	2.5%	1.6%	1.4%	1.2%
% of Patients satisfied with the dentistry they have received	12	13	92.3%	93.3%	93.1%	92.8%
% of Patients satisfied with the time they had to wait for an appointment	10	13	76.9%	90.4%	89.5%	88.7%

* This is based on patients treated on this contract for their most recent course of treatment. Figures in italics indicate the base number of FP17s or Patient Questionnaire responses are less than 100. N/A is shown where the base number of responses is less than 10 during the period. % is calculated as Quantity/Base number*100

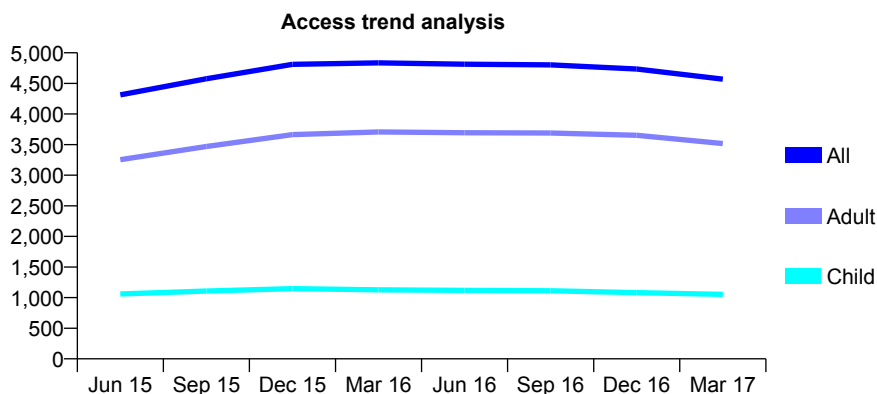
Q49 - Vital Signs At a Glance Contract Report for 143960/0001 - Year end March 2017

Name or company name	1A Dental Practice Partnership
Contract type name	GDS Contract
Purpose of contract	General
Contract start date	31/01/2014
Contract end date	

16/17 Contracted general activity (UDA)	23,000
Carry forward general activity (UDA)	0
16/17 Contracted orthodontic activity (UOA)	0
Carry forward orthodontic activity (UOA)	0
Baseline contract value	£685,999.62

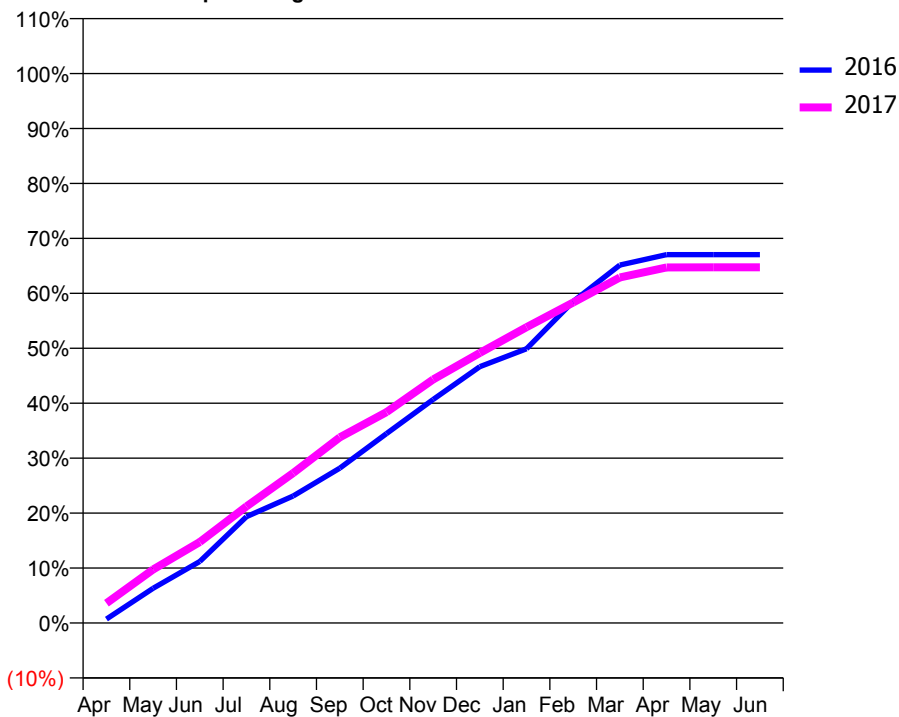
ACCESS*

Patients seen in 24 months	Total	Change since previous quarter
Quarter ending March 2016	4,836	
Quarter ending June 2016	4,813	→
Quarter ending September 2016	4,803	→
Quarter ending December 2016	4,735	↓
Quarter ending March 2017	4,570	↓
Variance since March 2016	(5.5%)	↓



ACTIVITY

Cumulative percentage of contracted UDA delivered 2016 & 2017



Month	Adjusted Scheduled Activity (UDA)	
	2016	2017
April	167	827
May	1,452	2,240
June	2,576	3,393
July	4,453	4,881
August	5,315	6,275
September	6,481	7,771
October	7,931	8,825
November	9,359	10,192
December	10,730	11,303
January	11,477	12,385
February	13,458	13,413
March	14,981	14,463
April	15,418	14,885
May	15,419	14,889
June	15,419	14,890

QUALITY

	Quantity	Base Number	Contract	AT	Region	England
% of FP17s for the same patient ID Re-attending within 3 months - Children	87	1,479	5.9%	11.5%	13.3%	12.3%
% of FP17s for the same patient ID Re-attending within 3 months - Adults	497	4,287	11.6%	15.6%	17.3%	16.7%
% of FP17s for the same patient ID Re-attending between 3 & 9 months - Children	753	1,479	50.9%	57.3%	58.9%	57.6%
% of FP17s for the same patient ID Re-attending between 3 & 9 months - Adults	1,954	4,287	45.6%	52.0%	52.2%	50.1%
% of FP17s for Band 1 Urgent Courses	198	5,761	3.4%	8.2%	9.2%	9.1%
% of FP17s Relating to Free Repair or Replacements	48	5,761	0.8%	1.2%	1.0%	0.8%
% of FP17s Relating to Continuations	123	5,761	2.1%	1.6%	1.4%	1.2%
% of Patients satisfied with the dentistry they have received	13	15	86.7%	93.3%	93.1%	92.8%
% of Patients satisfied with the time they had to wait for an appointment	14	15	93.3%	90.4%	89.5%	88.7%

* This is based on patients treated on this contract for their most recent course of treatment. Figures in italics indicate the base number of FP17s or Patient Questionnaire responses are less than 100. N/A is shown where the base number of responses is less than 10 during the period. % is calculated as Quantity/Base number*100

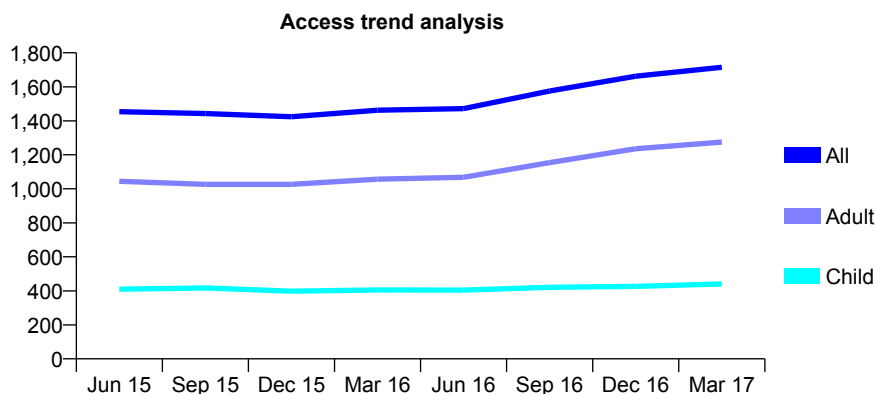
Q49 - Vital Signs At a Glance Contract Report for 144479/0001 - Year end March 2017

Name or company name	CSDP(UK) Ltd
Contract type name	GDS Contract
Purpose of contract	General
Contract start date	01/07/2010
Contract end date	

16/17 Contracted general activity (UDA)	6,622
Carry forward general activity (UDA)	0
16/17 Contracted orthodontic activity (UOA)	0
Carry forward orthodontic activity (UOA)	0
Baseline contract value	£180,226.89

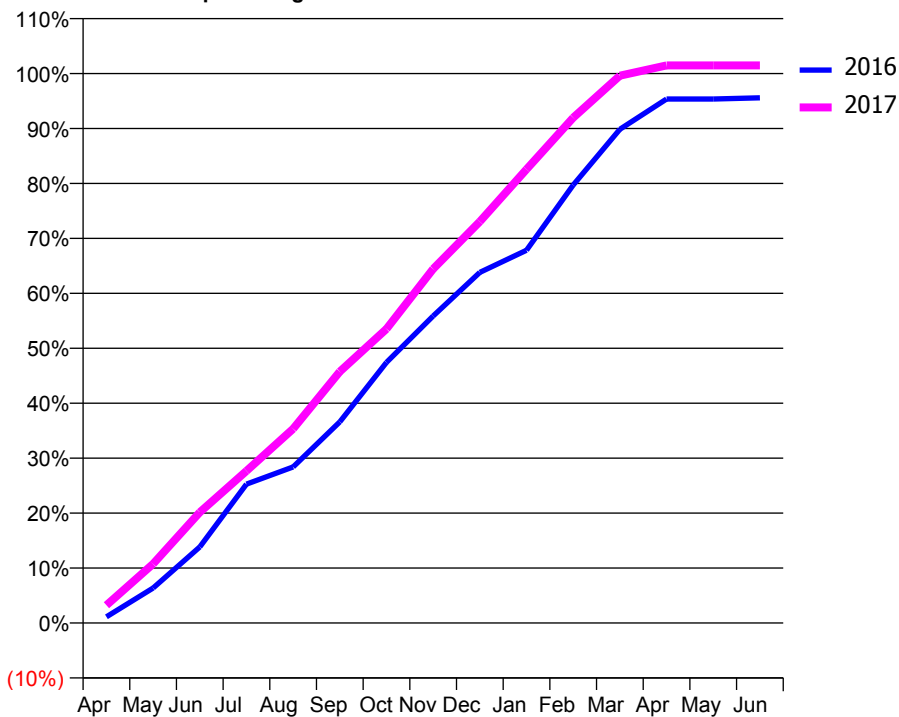
ACCESS*

Patients seen in 24 months	Total	Change since previous quarter
Quarter ending March 2016	1,462	
Quarter ending June 2016	1,472	→
Quarter ending September 2016	1,575	↑
Quarter ending December 2016	1,662	↑
Quarter ending March 2017	1,715	↑
Variance since March 2016	17.3%	↑



ACTIVITY

Cumulative percentage of contracted UDA delivered 2016 & 2017



Month	Adjusted Scheduled Activity (UDA)	
	2016	2017
April	75	214
May	422	713
June	916	1,335
July	1,673	1,833
August	1,880	2,341
September	2,423	3,030
October	3,140	3,544
November	3,700	4,267
December	4,225	4,838
January	4,492	5,467
February	5,278	6,089
March	5,950	6,595
April	6,314	6,720
May	6,314	6,720
June	6,329	6,720

QUALITY

	Quantity	Base Number	Contract	AT	Region	England
% of FP17s for the same patient ID Re-attending within 3 months - Children	35	710	4.9%	11.5%	13.3%	12.3%
% of FP17s for the same patient ID Re-attending within 3 months - Adults	136	1,753	7.8%	15.6%	17.3%	16.7%
% of FP17s for the same patient ID Re-attending between 3 & 9 months - Children	427	710	60.1%	57.3%	58.9%	57.6%
% of FP17s for the same patient ID Re-attending between 3 & 9 months - Adults	880	1,753	50.2%	52.0%	52.2%	50.1%
% of FP17s for Band 1 Urgent Courses	90	2,465	3.7%	8.2%	9.2%	9.1%
% of FP17s Relating to Free Repair or Replacements	6	2,465	0.2%	1.2%	1.0%	0.8%
% of FP17s Relating to Continuations	27	2,465	1.1%	1.6%	1.4%	1.2%
% of Patients satisfied with the dentistry they have received	4	5	N/A	93.3%	93.1%	92.8%
% of Patients satisfied with the time they had to wait for an appointment	3	5	N/A	90.4%	89.5%	88.7%

* This is based on patients treated on this contract for their most recent course of treatment. Figures in italics indicate the base number of FP17s or Patient Questionnaire responses are less than 100. N/A is shown where the base number of responses is less than 10 during the period. % is calculated as Quantity/Base number*100

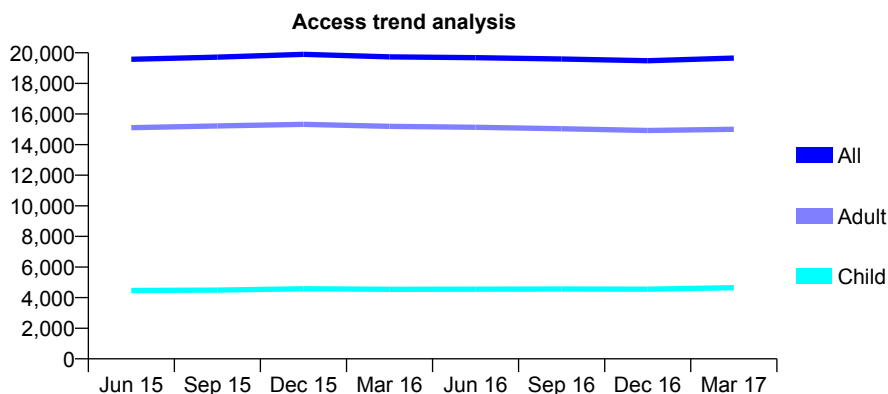
Q49 - Vital Signs At a Glance Contract Report for 144770/0001 - Year end March 2017

Name or company name	Newcastle and Wallsend Dental Practice P
Contract type name	GDS Contract
Purpose of contract	General
Contract start date	01/05/2013
Contract end date	

16/17 Contracted general activity (UDA)	69,738
Carry forward general activity (UDA)	0
16/17 Contracted orthodontic activity (UOA)	0
Carry forward orthodontic activity (UOA)	0
Baseline contract value	£1,789,684.62

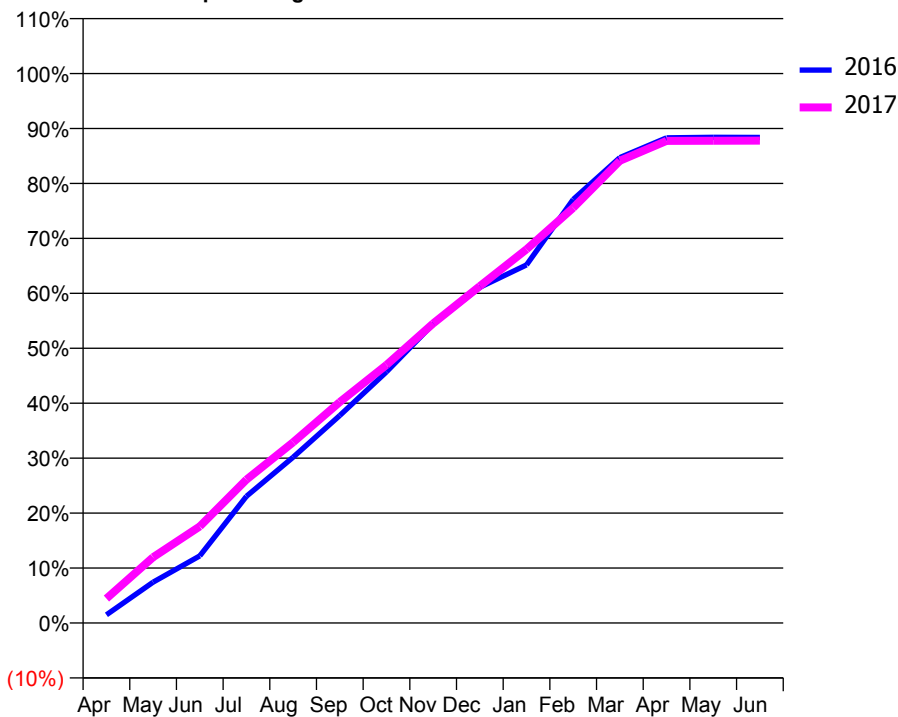
ACCESS*

Patients seen in 24 months	Total	Change since previous quarter
Quarter ending March 2016	19,738	
Quarter ending June 2016	19,686	→
Quarter ending September 2016	19,596	→
Quarter ending December 2016	19,478	→
Quarter ending March 2017	19,653	→
Variance since March 2016	(0.4%)	→



ACTIVITY

Cumulative percentage of contracted UDA delivered 2016 & 2017



Month	Adjusted Scheduled Activity (UDA)	
	2016	2017
April	1,038	3,104
May	5,184	8,348
June	8,527	12,265
July	16,088	18,206
August	21,038	22,943
September	26,346	28,045
October	31,872	32,750
November	37,945	38,019
December	42,602	42,757
January	45,444	47,422
February	53,757	52,687
March	59,066	58,665
April	61,573	61,193
May	61,646	61,207
June	61,630	61,213

QUALITY

	Quantity	Base Number	Contract	AT	Region	England
% of FP17s for the same patient ID Re-attending within 3 months - Children	369	6,920	5.3%	11.5%	13.3%	12.3%
% of FP17s for the same patient ID Re-attending within 3 months - Adults	2,379	21,038	11.3%	15.6%	17.3%	16.7%
% of FP17s for the same patient ID Re-attending between 3 & 9 months - Children	4,155	6,920	60.0%	57.3%	58.9%	57.6%
% of FP17s for the same patient ID Re-attending between 3 & 9 months - Adults	12,460	21,038	59.2%	52.0%	52.2%	50.1%
% of FP17s for Band 1 Urgent Courses	2,011	27,943	7.2%	8.2%	9.2%	9.1%
% of FP17s Relating to Free Repair or Replacements	314	27,943	1.1%	1.2%	1.0%	0.8%
% of FP17s Relating to Continuations	378	27,943	1.4%	1.6%	1.4%	1.2%
% of Patients satisfied with the dentistry they have received	31	35	88.6%	93.3%	93.1%	92.8%
% of Patients satisfied with the time they had to wait for an appointment	33	35	94.3%	90.4%	89.5%	88.7%

* This is based on patients treated on this contract for their most recent course of treatment. Figures in italics indicate the base number of FP17s or Patient Questionnaire responses are less than 100. N/A is shown where the base number of responses is less than 10 during the period. % is calculated as Quantity/Base number*100

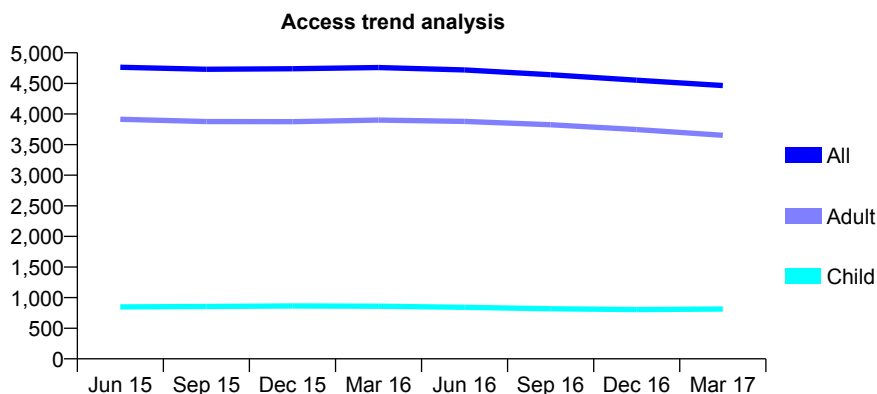
Q49 - Vital Signs At a Glance Contract Report for 144878/0001 - Year end March 2017

Name or company name	Geoff Antons Limited
Contract type name	GDS Contract
Purpose of contract	General
Contract start date	01/04/2008
Contract end date	

16/17 Contracted general activity (UDA)	19,462
Carry forward general activity (UDA)	0
16/17 Contracted orthodontic activity (UOA)	0
Carry forward orthodontic activity (UOA)	0
Baseline contract value	£512,733.32

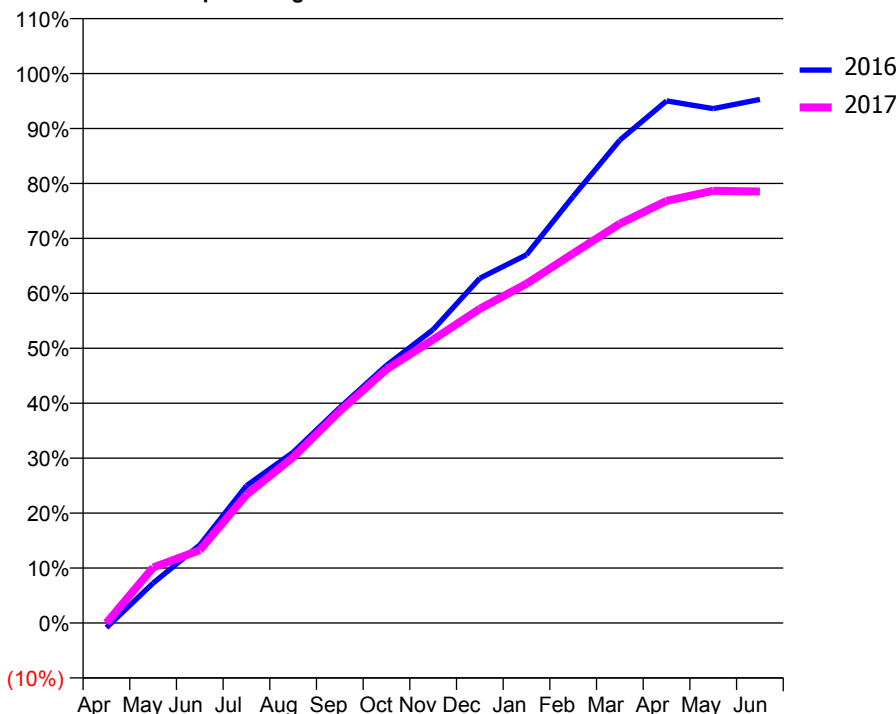
ACCESS*

Patients seen in 24 months	Total	Change since previous quarter
Quarter ending March 2016	4,759	
Quarter ending June 2016	4,719	→
Quarter ending September 2016	4,642	↓
Quarter ending December 2016	4,552	↓
Quarter ending March 2017	4,466	↓
Variance since March 2016	(6.2%)	↓



ACTIVITY

Cumulative percentage of contracted UDA delivered 2016 & 2017



Adjusted Scheduled Activity (UDA)

Month	2016	2017
April	-169	0
May	1,414	1,966
June	2,767	2,580
July	4,864	4,548
August	6,048	5,874
September	7,628	7,507
October	9,125	8,987
November	10,392	10,039
December	12,211	11,132
January	13,043	12,018
February	15,110	13,089
March	17,102	14,145
April	18,491	14,950
May	18,221	15,308
June	18,546	15,281

QUALITY

	Quantity	Base Number	Contract	AT	Region	England
% of FP17s for the same patient ID Re-attending within 3 months - Children	121	1,203	10.1%	11.5%	13.3%	12.3%
% of FP17s for the same patient ID Re-attending within 3 months - Adults	967	5,795	16.7%	15.6%	17.3%	16.7%
% of FP17s for the same patient ID Re-attending between 3 & 9 months - Children	704	1,203	58.5%	57.3%	58.9%	57.6%
% of FP17s for the same patient ID Re-attending between 3 & 9 months - Adults	3,766	5,795	65.0%	52.0%	52.2%	50.1%
% of FP17s for Band 1 Urgent Courses	461	6,839	6.7%	8.2%	9.2%	9.1%
% of FP17s Relating to Free Repair or Replacements	134	6,839	2.0%	1.2%	1.0%	0.8%
% of FP17s Relating to Continuations	207	6,839	3.0%	1.6%	1.4%	1.2%
% of Patients satisfied with the dentistry they have received	8	8	N/A	93.3%	93.1%	92.8%
% of Patients satisfied with the time they had to wait for an appointment	5	8	N/A	90.4%	89.5%	88.7%

* This is based on patients treated on this contract for their most recent course of treatment. Figures in italics indicate the base number of FP17s or Patient Questionnaire responses are less than 100. N/A is shown where the base number of responses is less than 10 during the period. % is calculated as Quantity/Base number*100

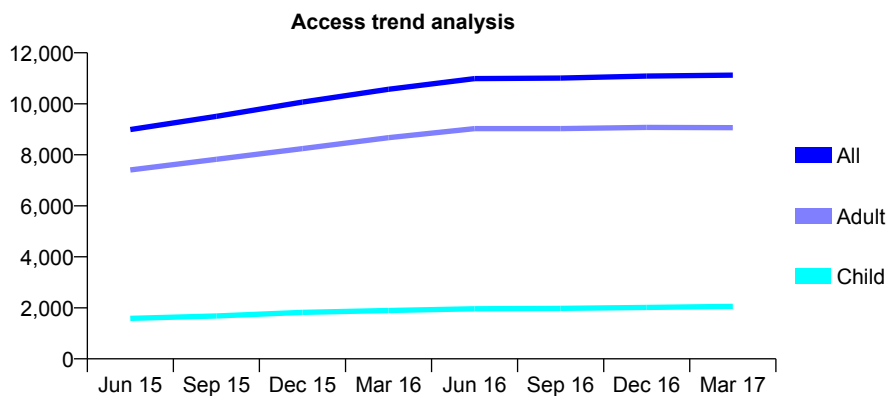
Q49 - Vital Signs At a Glance Contract Report for 148792/0001 - Year end March 2017

Name or company name	Perfect Smile North Shields Partnership
Contract type name	GDS Contract
Purpose of contract	General
Contract start date	01/07/2014
Contract end date	

16/17 Contracted general activity (UDA)	36,119
Carry forward general activity (UDA)	1,013
16/17 Contracted orthodontic activity (UOA)	0
Carry forward orthodontic activity (UOA)	0
Baseline contract value	£847,073.15

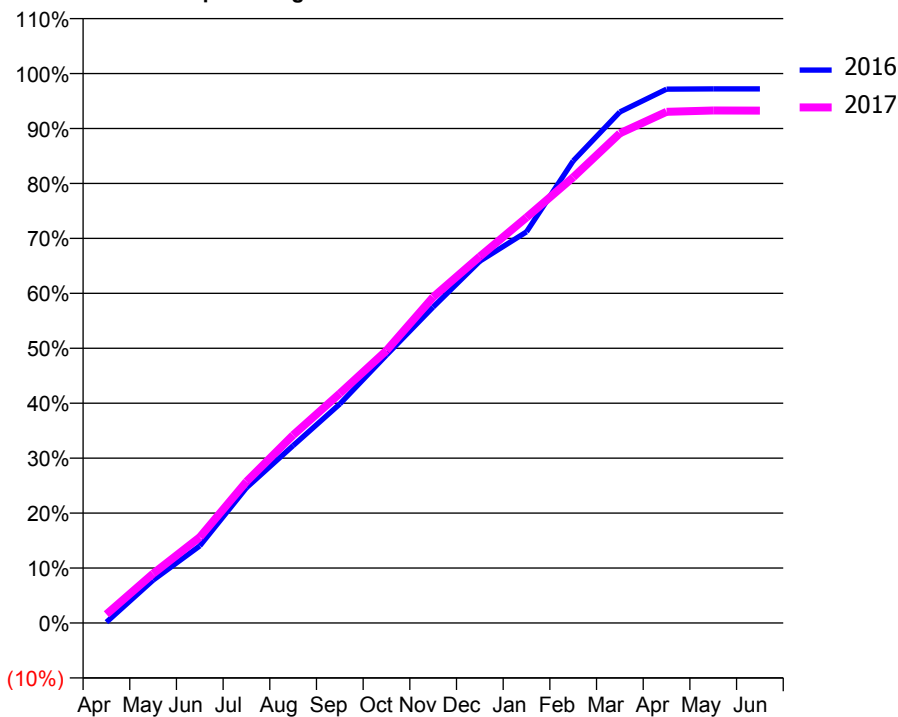
ACCESS*

Patients seen in 24 months	Total	Change since previous quarter
Quarter ending March 2016	10,571	
Quarter ending June 2016	10,990	↑
Quarter ending September 2016	11,007	→
Quarter ending December 2016	11,087	→
Quarter ending March 2017	11,123	→
Variance since March 2016	5.2%	↑



ACTIVITY

Cumulative percentage of contracted UDA delivered 2016 & 2017



Month	Adjusted Scheduled Activity (UDA)	
	2016	2017
April	55	574
May	2,816	3,245
June	5,073	5,638
July	8,889	9,298
August	11,658	12,353
September	14,398	15,090
October	17,612	17,910
November	20,772	21,427
December	23,784	24,089
January	25,708	26,659
February	30,371	29,300
March	33,588	32,190
April	35,090	33,599
May	35,106	33,685
June	35,106	33,677

QUALITY

	Quantity	Base Number	Contract	AT	Region	England
% of FP17s for the same patient ID Re-attending within 3 months - Children	197	3,141	6.3%	11.5%	13.3%	12.3%
% of FP17s for the same patient ID Re-attending within 3 months - Adults	2,106	14,480	14.5%	15.6%	17.3%	16.7%
% of FP17s for the same patient ID Re-attending between 3 & 9 months - Children	2,100	3,141	66.9%	57.3%	58.9%	57.6%
% of FP17s for the same patient ID Re-attending between 3 & 9 months - Adults	9,429	14,480	65.1%	52.0%	52.2%	50.1%
% of FP17s for Band 1 Urgent Courses	928	17,575	5.3%	8.2%	9.2%	9.1%
% of FP17s Relating to Free Repair or Replacements	218	17,575	1.2%	1.2%	1.0%	0.8%
% of FP17s Relating to Continuations	175	17,575	1.0%	1.6%	1.4%	1.2%
% of Patients satisfied with the dentistry they have received	27	28	96.4%	93.3%	93.1%	92.8%
% of Patients satisfied with the time they had to wait for an appointment	26	28	92.9%	90.4%	89.5%	88.7%

* This is based on patients treated on this contract for their most recent course of treatment. Figures in italics indicate the base number of FP17s or Patient Questionnaire responses are less than 100. N/A is shown where the base number of responses is less than 10 during the period. % is calculated as Quantity/Base number*100

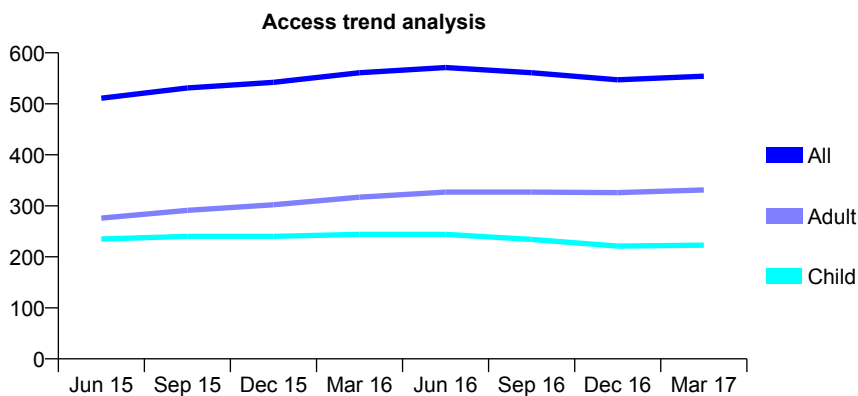
Q49 - Vital Signs At a Glance Contract Report for 150622/0001 - Year end March 2017

Name or company name	Newgate Dental Practice
Contract type name	GDS Contract
Purpose of contract	General
Contract start date	29/07/2014
Contract end date	

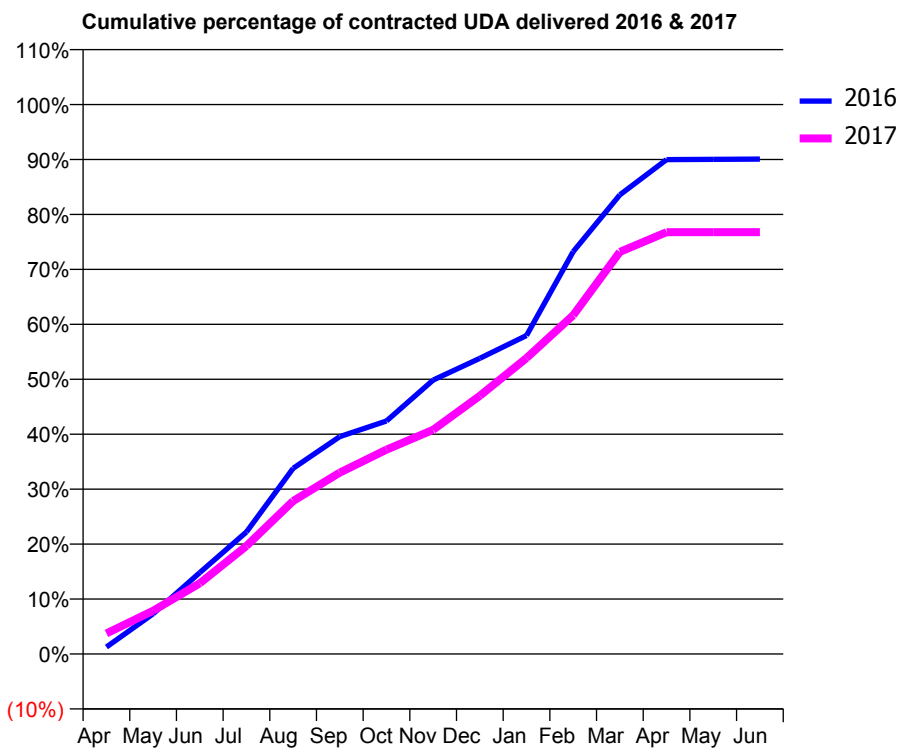
16/17 Contracted general activity (UDA)	1,759
Carry forward general activity (UDA)	0
16/17 Contracted orthodontic activity (UOA)	0
Carry forward orthodontic activity (UOA)	0
Baseline contract value	£38,909.39

ACCESS*

Patients seen in 24 months	Total	Change since previous quarter
Quarter ending March 2016	561	
Quarter ending June 2016	571	→
Quarter ending September 2016	561	↓
Quarter ending December 2016	547	↓
Quarter ending March 2017	554	→
Variance since March 2016	(1.2%)	↓



ACTIVITY



Month	Adjusted Scheduled Activity (UDA)	
	2016	2017
April	22	66
May	129	138
June	260	226
July	391	346
August	595	490
September	696	581
October	746	654
November	877	718
December	946	826
January	1,019	948
February	1,288	1,084
March	1,470	1,287
April	1,582	1,350
May	1,583	1,350
June	1,584	1,350

QUALITY

	Quantity	Base Number	Contract	AT	Region	England
% of FP17s for the same patient ID Re-attending within 3 months - Children	16	360	4.4%	11.5%	13.3%	12.3%
% of FP17s for the same patient ID Re-attending within 3 months - Adults	60	491	12.2%	15.6%	17.3%	16.7%
% of FP17s for the same patient ID Re-attending between 3 & 9 months - Children	264	360	73.3%	57.3%	58.9%	57.6%
% of FP17s for the same patient ID Re-attending between 3 & 9 months - Adults	304	491	61.9%	52.0%	52.2%	50.1%
% of FP17s for Band 1 Urgent Courses	32	842	3.8%	8.2%	9.2%	9.1%
% of FP17s Relating to Free Repair or Replacements	7	842	0.8%	1.2%	1.0%	0.8%
% of FP17s Relating to Continuations	14	842	1.7%	1.6%	1.4%	1.2%
% of Patients satisfied with the dentistry they have received	1	1	N/A	93.3%	93.1%	92.8%
% of Patients satisfied with the time they had to wait for an appointment	1	1	N/A	90.4%	89.5%	88.7%

* This is based on patients treated on this contract for their most recent course of treatment. Figures in italics indicate the base number of FP17s or Patient Questionnaire responses are less than 100. N/A is shown where the base number of responses is less than 10 during the period. % is calculated as Quantity/Base number*100

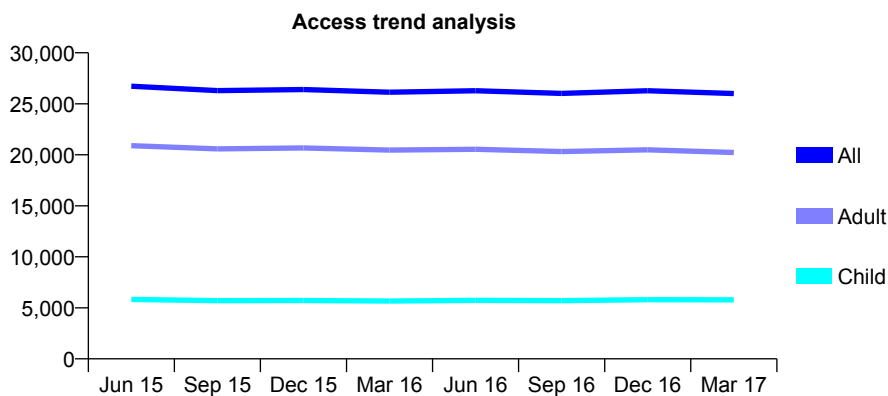
Q49 - Vital Signs At a Glance Contract Report for 150886/0001 - Year end March 2017

Name or company name	Silver and Charlton
Contract type name	GDS Contract
Purpose of contract	General
Contract start date	01/07/2013
Contract end date	

16/17 Contracted general activity (UDA)	91,087
Carry forward general activity (UDA)	0
16/17 Contracted orthodontic activity (UOA)	0
Carry forward orthodontic activity (UOA)	0
Baseline contract value	£2,492,098.42

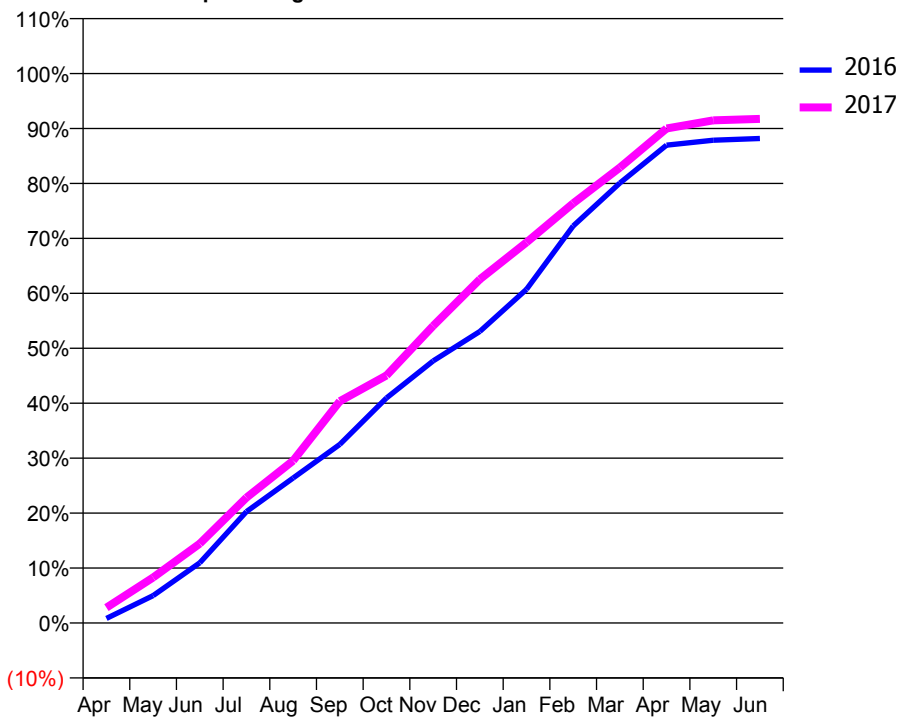
ACCESS*

Patients seen in 24 months	Total	Change since previous quarter
Quarter ending March 2016	26,134	
Quarter ending June 2016	26,279	→
Quarter ending September 2016	26,024	→
Quarter ending December 2016	26,285	→
Quarter ending March 2017	26,013	↓
Variance since March 2016	(0.5%)	→



ACTIVITY

Cumulative percentage of contracted UDA delivered 2016 & 2017



Adjusted Scheduled Activity (UDA)

Month	2016	2017
April	769	2,552
May	4,535	7,559
June	9,970	13,154
July	18,465	20,799
August	24,030	26,915
September	29,615	36,767
October	37,309	41,045
November	43,438	49,256
December	48,337	56,977
January	55,312	63,088
February	65,812	69,576
March	72,924	75,495
April	79,212	81,982
May	80,033	83,319
June	80,305	83,561

QUALITY

	Quantity	Base Number	Contract	AT	Region	England
% of FP17s for the same patient ID Re-attending within 3 months - Children	606	7,293	8.3%	11.5%	13.3%	12.3%
% of FP17s for the same patient ID Re-attending within 3 months - Adults	4,314	25,003	17.3%	15.6%	17.3%	16.7%
% of FP17s for the same patient ID Re-attending between 3 & 9 months - Children	3,177	7,293	43.6%	57.3%	58.9%	57.6%
% of FP17s for the same patient ID Re-attending between 3 & 9 months - Adults	10,754	25,003	43.0%	52.0%	52.2%	50.1%
% of FP17s for Band 1 Urgent Courses	2,190	32,382	6.8%	8.2%	9.2%	9.1%
% of FP17s Relating to Free Repair or Replacements	561	32,382	1.7%	1.2%	1.0%	0.8%
% of FP17s Relating to Continuations	793	32,382	2.4%	1.6%	1.4%	1.2%
% of Patients satisfied with the dentistry they have received	18	22	81.8%	93.3%	93.1%	92.8%
% of Patients satisfied with the time they had to wait for an appointment	20	22	90.9%	90.4%	89.5%	88.7%

* This is based on patients treated on this contract for their most recent course of treatment. Figures in italics indicate the base number of FP17s or Patient Questionnaire responses are less than 100. N/A is shown where the base number of responses is less than 10 during the period. % is calculated as Quantity/Base number*100

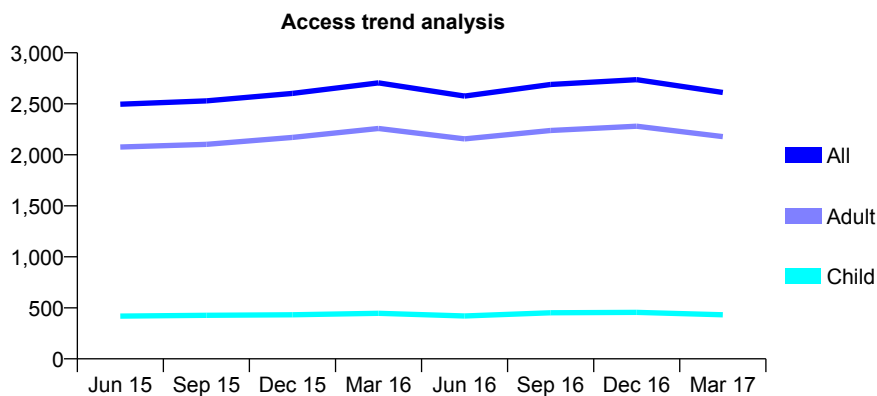
Q49 - Vital Signs At a Glance Contract Report for 153303/0001 - Year end March 2017

Name or company name	William Shardlow BDP
Contract type name	GDS Contract
Purpose of contract	General
Contract start date	01/01/2014
Contract end date	

16/17 Contracted general activity (UDA)	11,039
Carry forward general activity (UDA)	0
16/17 Contracted orthodontic activity (UOA)	0
Carry forward orthodontic activity (UOA)	0
Baseline contract value	£272,014.29

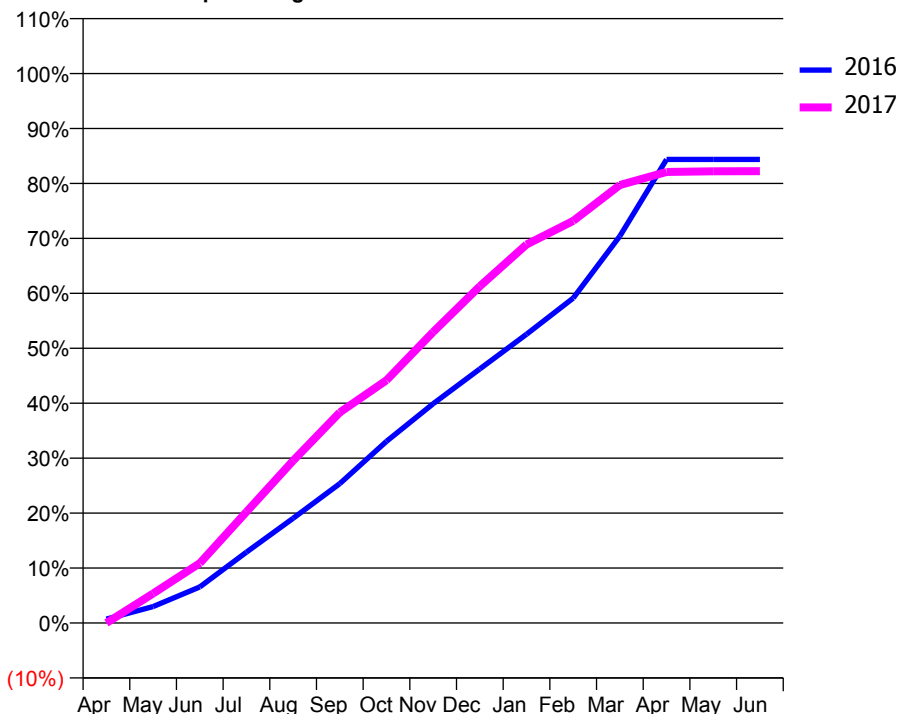
ACCESS*

Patients seen in 24 months	Total	Change since previous quarter
Quarter ending March 2016	2,705	
Quarter ending June 2016	2,576	↓
Quarter ending September 2016	2,689	↑
Quarter ending December 2016	2,736	→
Quarter ending March 2017	2,611	↓
Variance since March 2016	(3.5%)	↓



ACTIVITY

Cumulative percentage of contracted UDA delivered 2016 & 2017



Adjusted Scheduled Activity (UDA)

Month	2016	2017
April	79	0
May	330	593
June	724	1,200
July	1,424	2,233
August	2,103	3,262
September	2,799	4,232
October	3,650	4,877
November	4,406	5,846
December	5,105	6,765
January	5,802	7,604
February	6,526	8,079
March	7,772	8,799
April	9,313	9,061
May	9,313	9,074
June	9,313	9,077

QUALITY

	Quantity	Base Number	Contract	AT	Region	England
% of FP17s for the same patient ID Re-attending within 3 months - Children	47	617	7.6%	11.5%	13.3%	12.3%
% of FP17s for the same patient ID Re-attending within 3 months - Adults	463	3,622	12.8%	15.6%	17.3%	16.7%
% of FP17s for the same patient ID Re-attending between 3 & 9 months - Children	313	617	50.7%	57.3%	58.9%	57.6%
% of FP17s for the same patient ID Re-attending between 3 & 9 months - Adults	1,981	3,622	54.7%	52.0%	52.2%	50.1%
% of FP17s for Band 1 Urgent Courses	289	3,738	7.7%	8.2%	9.2%	9.1%
% of FP17s Relating to Free Repair or Replacements	22	3,738	0.6%	1.2%	1.0%	0.8%
% of FP17s Relating to Continuations	52	3,738	1.4%	1.6%	1.4%	1.2%
% of Patients satisfied with the dentistry they have received	7	7	N/A	93.3%	93.1%	92.8%
% of Patients satisfied with the time they had to wait for an appointment	3	7	N/A	90.4%	89.5%	88.7%

* This is based on patients treated on this contract for their most recent course of treatment. Figures in italics indicate the base number of FP17s or Patient Questionnaire responses are less than 100. N/A is shown where the base number of responses is less than 10 during the period. % is calculated as Quantity/Base number*100

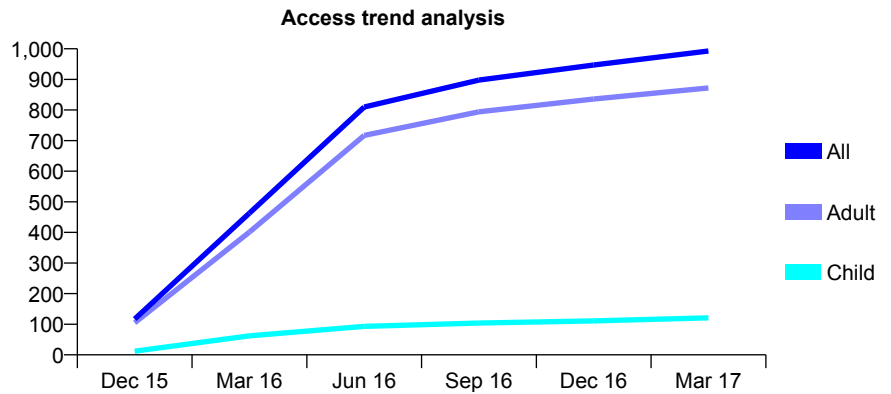
Q49 - Vital Signs At a Glance Contract Report for 153923/0001 - Year end March 2017

Name or company name	Mr Devanand Isukapatla
Contract type name	GDS Contract
Purpose of contract	General
Contract start date	01/11/2015
Contract end date	

16/17 Contracted general activity (UDA)	3,371
Carry forward general activity (UDA)	0
16/17 Contracted orthodontic activity (UOA)	0
Carry forward orthodontic activity (UOA)	0
Baseline contract value	£85,201.68

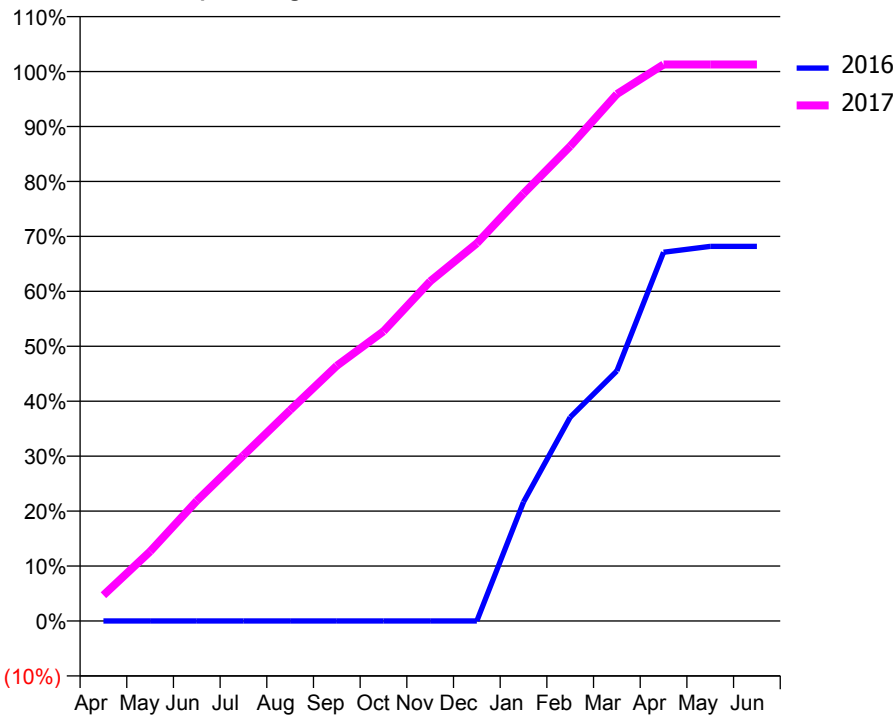
ACCESS*

Patients seen in 24 months	Total	Change since previous quarter
Quarter ending March 2016	463	
Quarter ending June 2016	810	↑
Quarter ending September 2016	898	↑
Quarter ending December 2016	947	↑
Quarter ending March 2017	993	↑
Variance since March 2016	114.5%	↑



ACTIVITY

Cumulative percentage of contracted UDA delivered 2016 & 2017



Month	Adjusted Scheduled Activity (UDA)	
	2016	2017
April	0	158
May	0	426
June	0	737
July	0	1,016
August	0	1,294
September	0	1,566
October	0	1,777
November	0	2,084
December	0	2,317
January	302	2,623
February	518	2,912
March	635	3,232
April	936	3,414
May	951	3,414
June	951	3,414

QUALITY

	Quantity	Base Number	Contract	AT	Region	England
% of FP17s for the same patient ID Re-attending within 3 months - Children	33	264	12.5%	11.5%	13.3%	12.3%
% of FP17s for the same patient ID Re-attending within 3 months - Adults	262	1,754	14.9%	15.6%	17.3%	16.7%
% of FP17s for the same patient ID Re-attending between 3 & 9 months - Children	126	264	47.7%	57.3%	58.9%	57.6%
% of FP17s for the same patient ID Re-attending between 3 & 9 months - Adults	876	1,754	49.9%	52.0%	52.2%	50.1%
% of FP17s for Band 1 Urgent Courses	147	1,924	7.6%	8.2%	9.2%	9.1%
% of FP17s Relating to Free Repair or Replacements	10	1,924	0.5%	1.2%	1.0%	0.8%
% of FP17s Relating to Continuations	13	1,924	0.7%	1.6%	1.4%	1.2%
% of Patients satisfied with the dentistry they have received	3	3	N/A	93.3%	93.1%	92.8%
% of Patients satisfied with the time they had to wait for an appointment	3	3	N/A	90.4%	89.5%	88.7%

* This is based on patients treated on this contract for their most recent course of treatment. Figures in italics indicate the base number of FP17s or Patient Questionnaire responses are less than 100. N/A is shown where the base number of responses is less than 10 during the period. % is calculated as Quantity/Base number*100

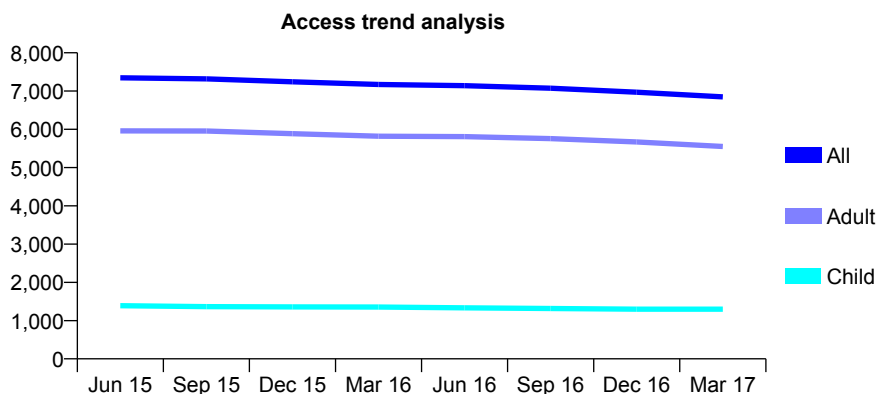
Q49 - Vital Signs At a Glance Contract Report for 156663/0001 - Year end March 2017

Name or company name	The Belvedere Dental Practice Ltd
Contract type name	GDS Contract
Purpose of contract	General and Orthodontic
Contract start date	01/09/2010
Contract end date	

16/17 Contracted general activity (UDA)	21,163
Carry forward general activity (UDA)	0
16/17 Contracted orthodontic activity (UOA)	0
Carry forward orthodontic activity (UOA)	0
Baseline contract value	£503,485.57

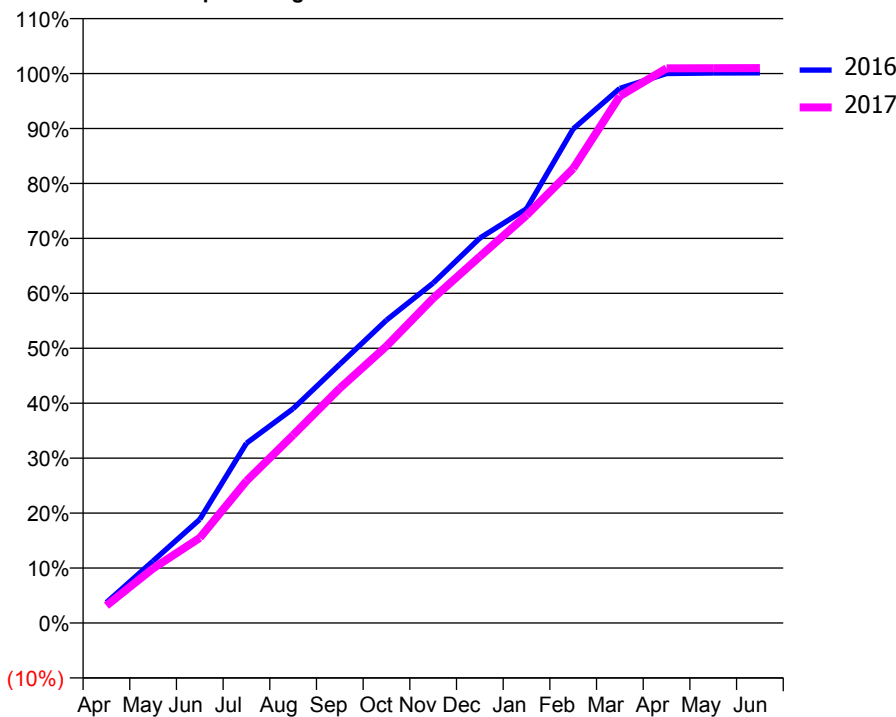
ACCESS*

Patients seen in 24 months	Total	Change since previous quarter
Quarter ending March 2016	7,173	
Quarter ending June 2016	7,141	→
Quarter ending September 2016	7,073	→
Quarter ending December 2016	6,970	↓
Quarter ending March 2017	6,847	↓
Variance since March 2016	(4.5%)	↓



ACTIVITY

Cumulative percentage of contracted UDA delivered 2016 & 2017



Month	Adjusted Scheduled Activity (UDA)	
	2016	2017
April	787	672
May	2,390	2,106
June	3,992	3,278
July	6,925	5,471
August	8,254	7,236
September	9,964	9,044
October	11,664	10,663
November	13,095	12,509
December	14,826	14,113
January	15,954	15,702
February	19,029	17,506
March	20,590	20,293
April	21,160	21,362
May	21,181	21,365
June	21,188	21,370

QUALITY

	Quantity	Base Number	Contract	AT	Region	England
% of FP17s for the same patient ID Re-attending within 3 months - Children	211	2,159	9.8%	11.5%	13.3%	12.3%
% of FP17s for the same patient ID Re-attending within 3 months - Adults	1,742	9,255	18.8%	15.6%	17.3%	16.7%
% of FP17s for the same patient ID Re-attending between 3 & 9 months - Children	1,311	2,159	60.7%	57.3%	58.9%	57.6%
% of FP17s for the same patient ID Re-attending between 3 & 9 months - Adults	5,652	9,255	61.1%	52.0%	52.2%	50.1%
% of FP17s for Band 1 Urgent Courses	1,340	11,590	11.6%	8.2%	9.2%	9.1%
% of FP17s Relating to Free Repair or Replacements	117	11,590	1.0%	1.2%	1.0%	0.8%
% of FP17s Relating to Continuations	268	11,590	2.3%	1.6%	1.4%	1.2%
% of Patients satisfied with the dentistry they have received	9	10	90.0%	93.3%	93.1%	92.8%
% of Patients satisfied with the time they had to wait for an appointment	8	10	80.0%	90.4%	89.5%	88.7%

* This is based on patients treated on this contract for their most recent course of treatment. Figures in italics indicate the base number of FP17s or Patient Questionnaire responses are less than 100. N/A is shown where the base number of responses is less than 10 during the period. % is calculated as Quantity/Base number*100

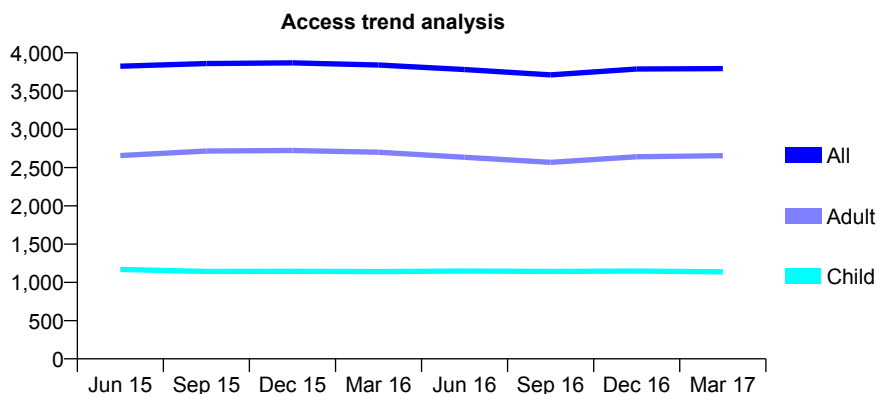
Q49 - Vital Signs At a Glance Contract Report for 157457/0001 - Year end March 2017

Name or company name	Northumbria Dental Care Limited
Contract type name	Pilot Contract
Purpose of contract	General and Orthodontic
Contract start date	01/01/2012
Contract end date	

16/17 Contracted general activity (UDA)	12,713
Carry forward general activity (UDA)	0
16/17 Contracted orthodontic activity (UOA)	420
Carry forward orthodontic activity (UOA)	0
Baseline contract value	£379,460.70

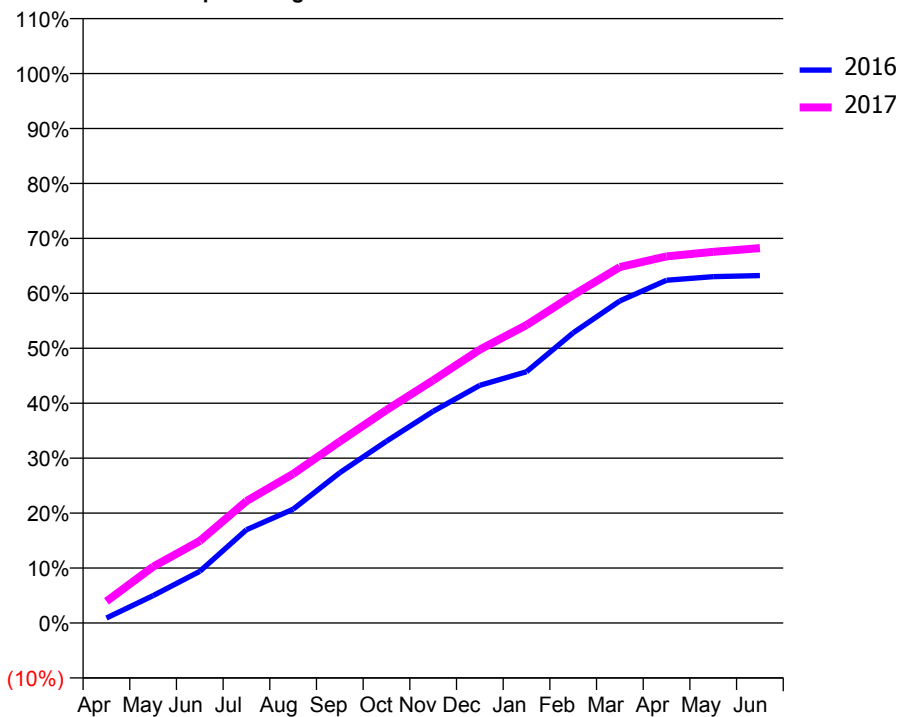
ACCESS*

Patients seen in 24 months	Total	Change since previous quarter
Quarter ending March 2016	3,841	
Quarter ending June 2016	3,781	↓
Quarter ending September 2016	3,711	↓
Quarter ending December 2016	3,789	↑
Quarter ending March 2017	3,793	→
Variance since March 2016	(1.2%)	↓



ACTIVITY

Cumulative percentage of contracted UDA delivered 2016 & 2017



Adjusted Scheduled Activity (UDA)

Month	2016	2017
April	115	501
May	634	1,303
June	1,196	1,897
July	2,159	2,821
August	2,634	3,449
September	3,478	4,200
October	4,208	4,929
November	4,896	5,617
December	5,499	6,325
January	5,813	6,895
February	6,716	7,589
March	7,451	8,236
April	7,931	8,483
May	8,014	8,586
June	8,037	8,673

QUALITY

	Quantity	Base Number	Contract	AT	Region	England
% of FP17s for the same patient ID Re-attending within 3 months - Children	135	1,418	9.5%	11.5%	13.3%	12.3%
% of FP17s for the same patient ID Re-attending within 3 months - Adults	287	2,601	11.0%	15.6%	17.3%	16.7%
% of FP17s for the same patient ID Re-attending between 3 & 9 months - Children	567	1,418	40.0%	57.3%	58.9%	57.6%
% of FP17s for the same patient ID Re-attending between 3 & 9 months - Adults	812	2,601	31.2%	52.0%	52.2%	50.1%
% of FP17s for Band 1 Urgent Courses	344	3,850	8.9%	8.2%	9.2%	9.1%
% of FP17s Relating to Free Repair or Replacements	34	3,850	0.9%	1.2%	1.0%	0.8%
% of FP17s Relating to Continuations	33	3,850	0.9%	1.6%	1.4%	1.2%
% of Patients satisfied with the dentistry they have received	6	6	N/A	93.3%	93.1%	92.8%
% of Patients satisfied with the time they had to wait for an appointment	6	6	N/A	90.4%	89.5%	88.7%

* This is based on patients treated on this contract for their most recent course of treatment. Figures in italics indicate the base number of FP17s or Patient Questionnaire responses are less than 100. N/A is shown where the base number of responses is less than 10 during the period. % is calculated as Quantity/Base number*100

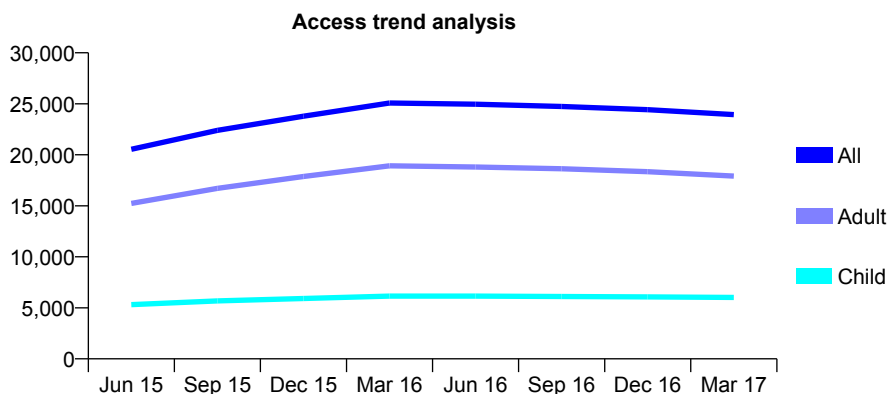
Q49 - Vital Signs At a Glance Contract Report for 159891/0001 - Year end March 2017

Name or company name	The Southwick and Whitburn Dental Practic
Contract type name	GDS Contract
Purpose of contract	General
Contract start date	01/04/2014
Contract end date	

16/17 Contracted general activity (UDA)	80,384
Carry forward general activity (UDA)	0
16/17 Contracted orthodontic activity (UOA)	0
Carry forward orthodontic activity (UOA)	0
Baseline contract value	£2,131,056.21

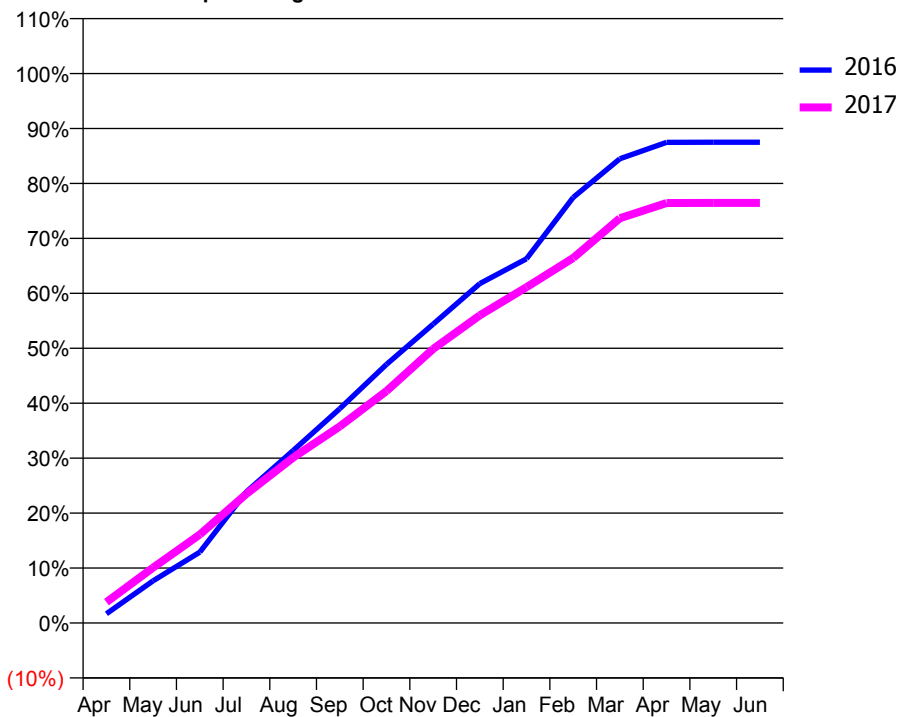
ACCESS*

Patients seen in 24 months	Total	Change since previous quarter
Quarter ending March 2016	25,078	
Quarter ending June 2016	24,963	→
Quarter ending September 2016	24,743	→
Quarter ending December 2016	24,426	↓
Quarter ending March 2017	23,943	↓
Variance since March 2016	(4.5%)	↓



ACTIVITY

Cumulative percentage of contracted UDA delivered 2016 & 2017



Adjusted Scheduled Activity (UDA)

Month	2016	2017
April	1,354	3,061
May	6,175	8,099
June	10,371	12,934
July	19,202	18,895
August	25,235	24,198
September	31,366	28,767
October	37,829	33,925
November	43,724	40,090
December	49,650	45,015
January	53,275	49,132
February	62,255	53,395
March	67,905	59,219
April	70,313	61,445
May	70,329	61,447
June	70,333	61,447

QUALITY

	Quantity	Base Number	Contract	AT	Region	England
% of FP17s for the same patient ID Re-attending within 3 months - Children	633	7,806	8.1%	11.5%	13.3%	12.3%
% of FP17s for the same patient ID Re-attending within 3 months - Adults	2,659	21,079	12.6%	15.6%	17.3%	16.7%
% of FP17s for the same patient ID Re-attending between 3 & 9 months - Children	3,997	7,806	51.2%	57.3%	58.9%	57.6%
% of FP17s for the same patient ID Re-attending between 3 & 9 months - Adults	10,510	21,079	49.9%	52.0%	52.2%	50.1%
% of FP17s for Band 1 Urgent Courses	2,816	28,742	9.8%	8.2%	9.2%	9.1%
% of FP17s Relating to Free Repair or Replacements	229	28,742	0.8%	1.2%	1.0%	0.8%
% of FP17s Relating to Continuations	339	28,742	1.2%	1.6%	1.4%	1.2%
% of Patients satisfied with the dentistry they have received	59	64	92.2%	93.3%	93.1%	92.8%
% of Patients satisfied with the time they had to wait for an appointment	57	64	89.1%	90.4%	89.5%	88.7%

* This is based on patients treated on this contract for their most recent course of treatment. Figures in italics indicate the base number of FP17s or Patient Questionnaire responses are less than 100. N/A is shown where the base number of responses is less than 10 during the period. % is calculated as Quantity/Base number*100

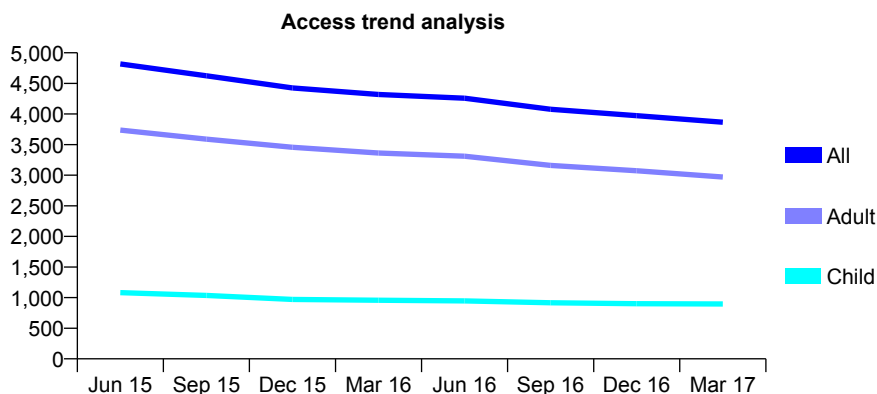
Q49 - Vital Signs At a Glance Contract Report for 160296/0001 - Year end March 2017

Name or company name	Queen Street Dental Practice
Contract type name	GDS Contract
Purpose of contract	General
Contract start date	22/10/2009
Contract end date	

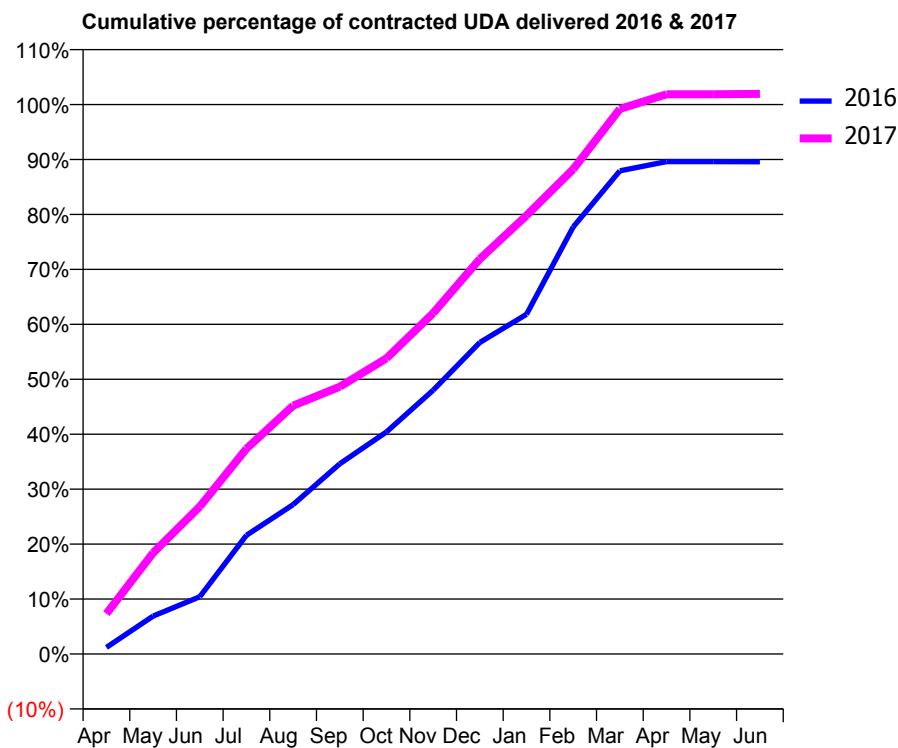
16/17 Contracted general activity (UDA)	7,225
Carry forward general activity (UDA)	0
16/17 Contracted orthodontic activity (UOA)	0
Carry forward orthodontic activity (UOA)	0
Baseline contract value	£196,736.75

ACCESS*

Patients seen in 24 months	Total	Change since previous quarter
Quarter ending March 2016	4,320	
Quarter ending June 2016	4,258	↓
Quarter ending September 2016	4,077	↓
Quarter ending December 2016	3,973	↓
Quarter ending March 2017	3,867	↓
Variance since March 2016	(10.5%)	↓



ACTIVITY



Month	Adjusted Scheduled Activity (UDA)	
	2016	2017
April	122	531
May	705	1,330
June	1,066	1,938
July	2,209	2,699
August	2,780	3,265
September	3,541	3,514
October	4,133	3,888
November	4,911	4,482
December	5,799	5,194
January	6,321	5,766
February	7,947	6,375
March	8,993	7,166
April	9,163	7,360
May	9,163	7,360
June	9,160	7,364

QUALITY

	Quantity	Base Number	Contract	AT	Region	England
% of FP17s for the same patient ID Re-attending within 3 months - Children	49	858	5.7%	11.5%	13.3%	12.3%
% of FP17s for the same patient ID Re-attending within 3 months - Adults	348	2,896	12.0%	15.6%	17.3%	16.7%
% of FP17s for the same patient ID Re-attending between 3 & 9 months - Children	279	858	32.5%	57.3%	58.9%	57.6%
% of FP17s for the same patient ID Re-attending between 3 & 9 months - Adults	1,124	2,896	38.8%	52.0%	52.2%	50.1%
% of FP17s for Band 1 Urgent Courses	305	3,764	8.1%	8.2%	9.2%	9.1%
% of FP17s Relating to Free Repair or Replacements	47	3,764	1.2%	1.2%	1.0%	0.8%
% of FP17s Relating to Continuations	61	3,764	1.6%	1.6%	1.4%	1.2%
% of Patients satisfied with the dentistry they have received	5	7	N/A	93.3%	93.1%	92.8%
% of Patients satisfied with the time they had to wait for an appointment	6	7	N/A	90.4%	89.5%	88.7%

* This is based on patients treated on this contract for their most recent course of treatment. Figures in italics indicate the base number of FP17s or Patient Questionnaire responses are less than 100. N/A is shown where the base number of responses is less than 10 during the period. % is calculated as Quantity/Base number*100

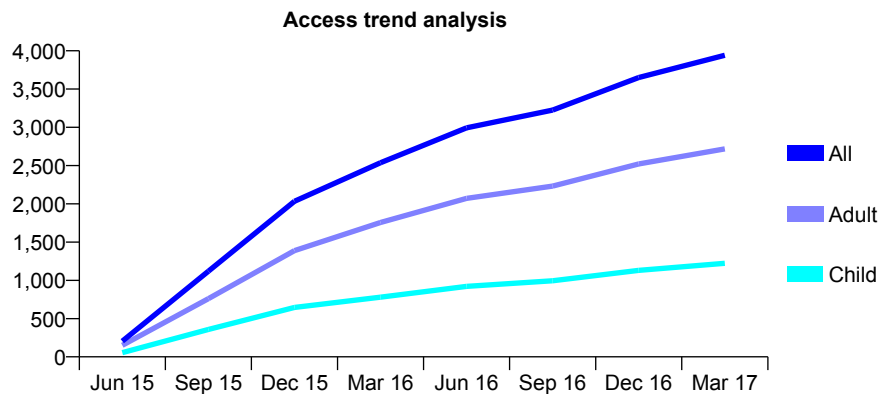
Q49 - Vital Signs At a Glance Contract Report for 162507/0001 - Year end March 2017

Name or company name	Tyneview Dental Practice
Contract type name	GDS Contract
Purpose of contract	General
Contract start date	04/06/2015
Contract end date	

16/17 Contracted general activity (UDA)	13,000
Carry forward general activity (UDA)	59
16/17 Contracted orthodontic activity (UOA)	0
Carry forward orthodontic activity (UOA)	0
Baseline contract value	£316,095.65

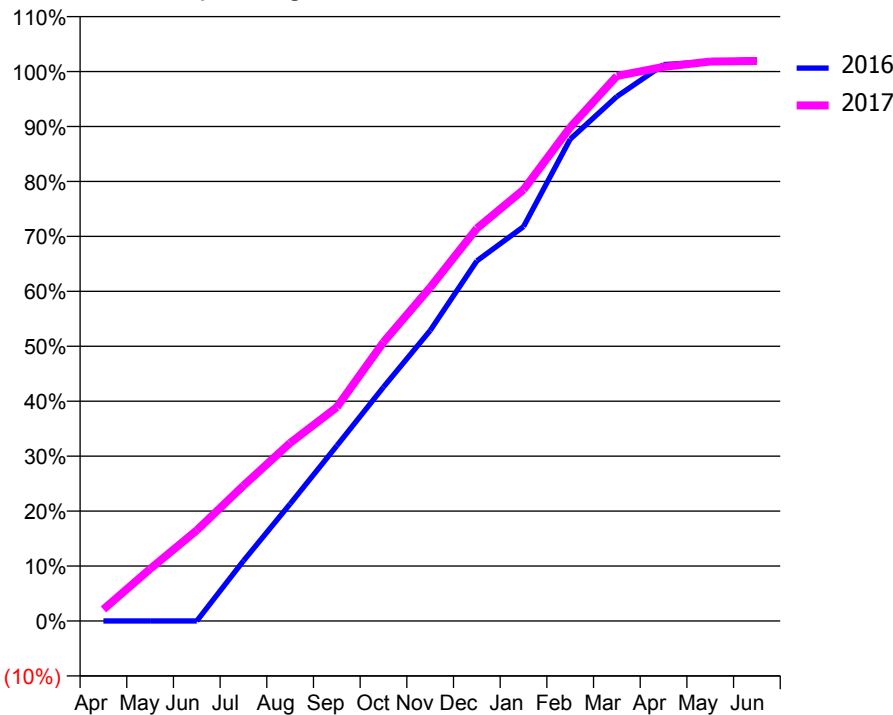
ACCESS*

Patients seen in 24 months	Total	Change since previous quarter
Quarter ending March 2016	2,536	
Quarter ending June 2016	2,993	↑
Quarter ending September 2016	3,225	↑
Quarter ending December 2016	3,651	↑
Quarter ending March 2017	3,941	↑
Variance since March 2016	55.4%	↑



ACTIVITY

Cumulative percentage of contracted UDA delivered 2016 & 2017



Month	Adjusted Scheduled Activity (UDA)	
	2016	2017
April	0	275
May	0	1,232
June	0	2,147
July	1,175	3,203
August	2,286	4,214
September	3,420	5,059
October	4,565	6,598
November	5,669	7,890
December	7,028	9,290
January	7,697	10,203
February	9,405	11,680
March	10,239	12,895
April	10,859	13,110
May	10,917	13,236
June	10,955	13,249

QUALITY

	Quantity	Base Number	Contract	AT	Region	England
% of FP17s for the same patient ID Re-attending within 3 months - Children	130	1,480	8.8%	11.5%	13.3%	12.3%
% of FP17s for the same patient ID Re-attending within 3 months - Adults	683	3,289	20.8%	15.6%	17.3%	16.7%
% of FP17s for the same patient ID Re-attending between 3 & 9 months - Children	586	1,480	39.6%	57.3%	58.9%	57.6%
% of FP17s for the same patient ID Re-attending between 3 & 9 months - Adults	1,176	3,289	35.8%	52.0%	52.2%	50.1%
% of FP17s for Band 1 Urgent Courses	559	4,544	12.3%	8.2%	9.2%	9.1%
% of FP17s Relating to Free Repair or Replacements	23	4,544	0.5%	1.2%	1.0%	0.8%
% of FP17s Relating to Continuations	82	4,544	1.8%	1.6%	1.4%	1.2%
% of Patients satisfied with the dentistry they have received	4	5	N/A	93.3%	93.1%	92.8%
% of Patients satisfied with the time they had to wait for an appointment	5	5	N/A	90.4%	89.5%	88.7%

* This is based on patients treated on this contract for their most recent course of treatment. Figures in italics indicate the base number of FP17s or Patient Questionnaire responses are less than 100. N/A is shown where the base number of responses is less than 10 during the period. % is calculated as Quantity/Base number*100

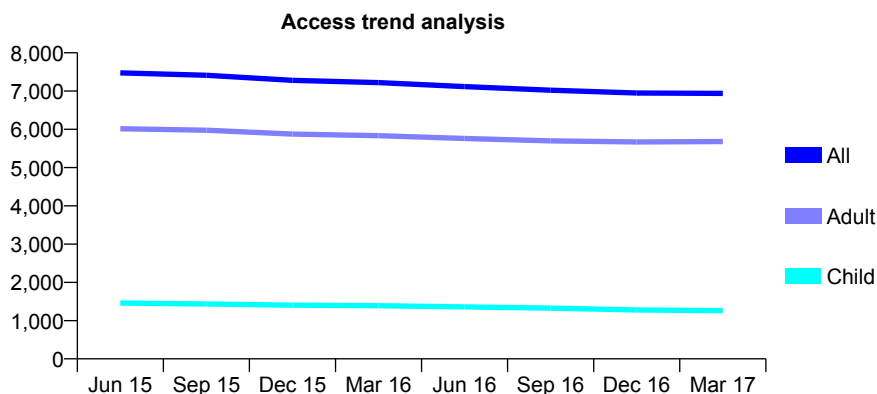
Q49 - Vital Signs At a Glance Contract Report for 165158/0001 - Year end March 2017

Name or company name	The Haverflatts Lane Dental Practice Partn
Contract type name	GDS Contract
Purpose of contract	General
Contract start date	25/11/2009
Contract end date	

16/17 Contracted general activity (UDA)	19,301
Carry forward general activity (UDA)	657
16/17 Contracted orthodontic activity (UOA)	0
Carry forward orthodontic activity (UOA)	0
Baseline contract value	£502,212.02

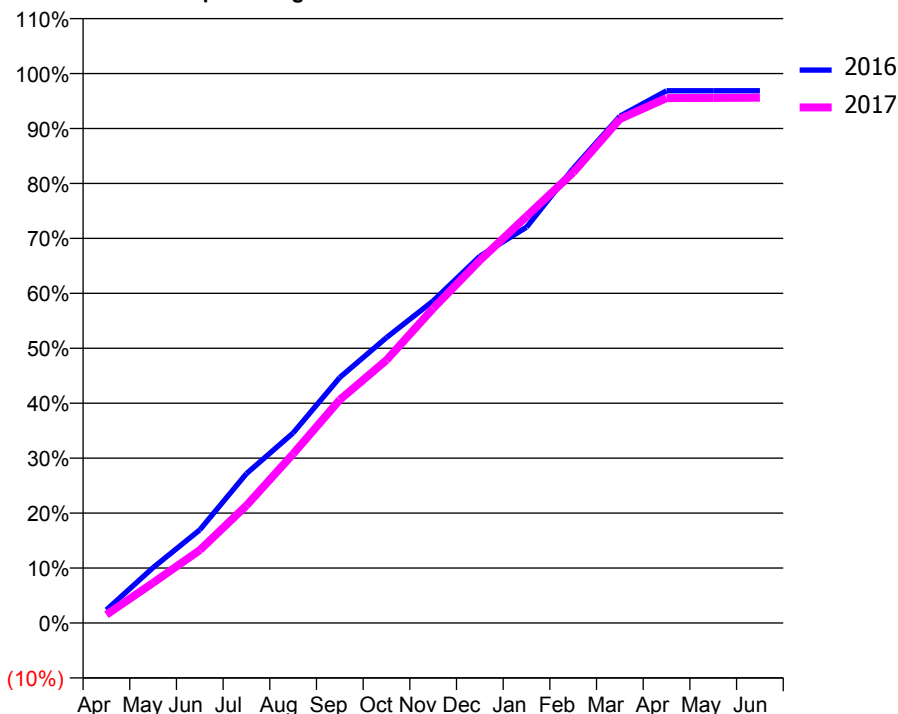
ACCESS*

Patients seen in 24 months	Total	Change since previous quarter
Quarter ending March 2016	7,222	
Quarter ending June 2016	7,117	↓
Quarter ending September 2016	7,023	↓
Quarter ending December 2016	6,948	↓
Quarter ending March 2017	6,940	→
Variance since March 2016	(3.9%)	↓



ACTIVITY

Cumulative percentage of contracted UDA delivered 2016 & 2017



Month	Adjusted Scheduled Activity (UDA)	
	2016	2017
April	502	290
May	2,120	1,413
June	3,559	2,559
July	5,711	4,129
August	7,265	5,940
September	9,385	7,841
October	10,907	9,233
November	12,311	11,049
December	14,016	12,739
January	15,126	14,285
February	17,371	15,825
March	19,369	17,701
April	20,342	18,439
May	20,344	18,442
June	20,344	18,454

QUALITY

	Quantity	Base Number	Contract	AT	Region	England
% of FP17s for the same patient ID Re-attending within 3 months - Children	107	2,103	5.1%	11.5%	13.3%	12.3%
% of FP17s for the same patient ID Re-attending within 3 months - Adults	808	7,690	10.5%	15.6%	17.3%	16.7%
% of FP17s for the same patient ID Re-attending between 3 & 9 months - Children	1,439	2,103	68.4%	57.3%	58.9%	57.6%
% of FP17s for the same patient ID Re-attending between 3 & 9 months - Adults	3,696	7,690	48.1%	52.0%	52.2%	50.1%
% of FP17s for Band 1 Urgent Courses	345	9,610	3.6%	8.2%	9.2%	9.1%
% of FP17s Relating to Free Repair or Replacements	80	9,610	0.8%	1.2%	1.0%	0.8%
% of FP17s Relating to Continuations	269	9,610	2.8%	1.6%	1.4%	1.2%
% of Patients satisfied with the dentistry they have received	19	19	100.0%	93.3%	93.1%	92.8%
% of Patients satisfied with the time they had to wait for an appointment	17	19	89.5%	90.4%	89.5%	88.7%

* This is based on patients treated on this contract for their most recent course of treatment. Figures in italics indicate the base number of FP17s or Patient Questionnaire responses are less than 100. N/A is shown where the base number of responses is less than 10 during the period. % is calculated as Quantity/Base number*100

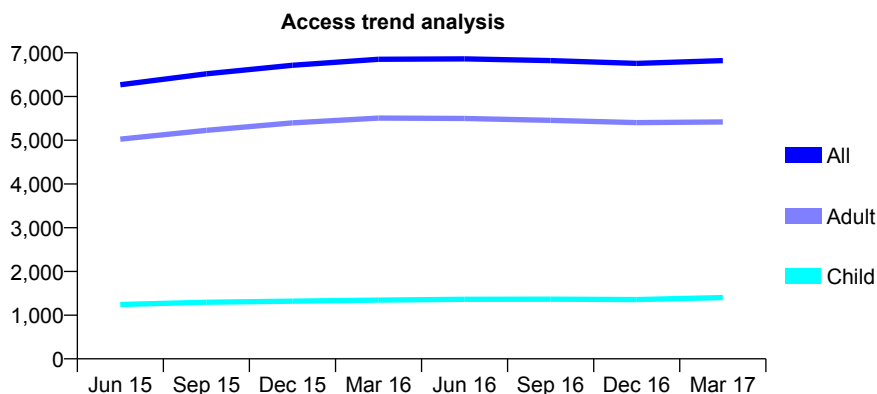
Q49 - Vital Signs At a Glance Contract Report for 168564/0001 - Year end March 2017

Name or company name	The Grainger Stockton, Birtley and Stanley
Contract type name	GDS Contract
Purpose of contract	General
Contract start date	01/02/2014
Contract end date	

16/17 Contracted general activity (UDA)	21,272
Carry forward general activity (UDA)	0
16/17 Contracted orthodontic activity (UOA)	0
Carry forward orthodontic activity (UOA)	0
Baseline contract value	£470,284.38

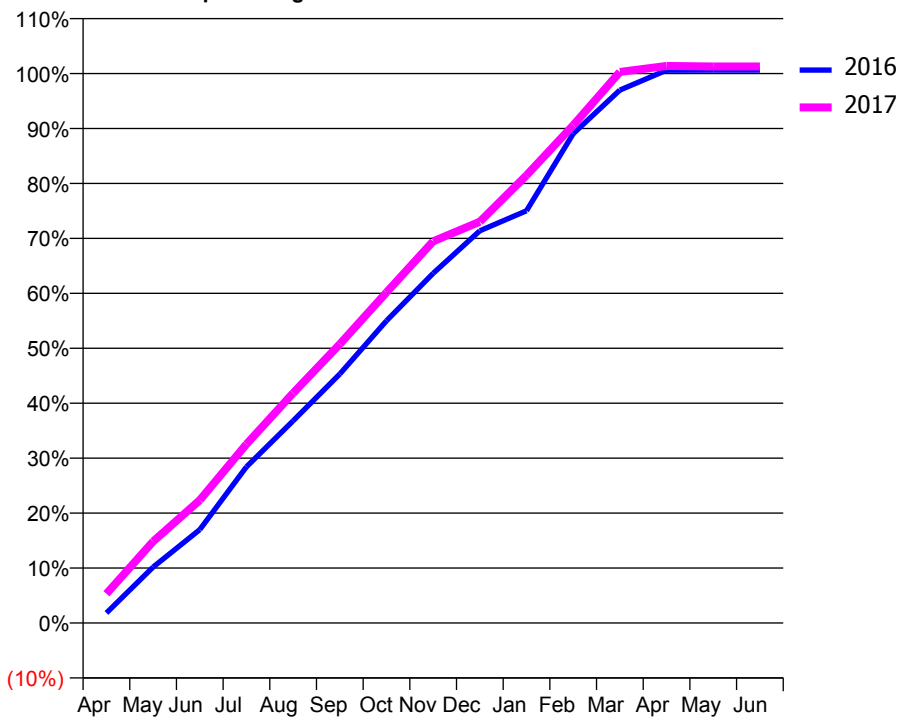
ACCESS*

Patients seen in 24 months	Total	Change since previous quarter
Quarter ending March 2016	6,852	
Quarter ending June 2016	6,862	→
Quarter ending September 2016	6,821	→
Quarter ending December 2016	6,759	→
Quarter ending March 2017	6,823	→
Variance since March 2016	(0.4%)	→



ACTIVITY

Cumulative percentage of contracted UDA delivered 2016 & 2017



Month	Adjusted Scheduled Activity (UDA)	
	2016	2017
April	392	1,133
May	2,166	3,155
June	3,615	4,756
July	6,048	6,927
August	7,830	8,900
September	9,638	10,796
October	11,698	12,801
November	13,538	14,777
December	15,182	15,533
January	15,961	17,331
February	18,941	19,268
March	20,632	21,334
April	21,400	21,567
May	21,403	21,545
June	21,403	21,545

QUALITY

	Quantity	Base Number	Contract	AT	Region	England
% of FP17s for the same patient ID Re-attending within 3 months - Children	60	2,172	2.8%	11.5%	13.3%	12.3%
% of FP17s for the same patient ID Re-attending within 3 months - Adults	480	7,741	6.2%	15.6%	17.3%	16.7%
% of FP17s for the same patient ID Re-attending between 3 & 9 months - Children	1,468	2,172	67.6%	57.3%	58.9%	57.6%
% of FP17s for the same patient ID Re-attending between 3 & 9 months - Adults	5,378	7,741	69.5%	52.0%	52.2%	50.1%
% of FP17s for Band 1 Urgent Courses	360	9,642	3.7%	8.2%	9.2%	9.1%
% of FP17s Relating to Free Repair or Replacements	5	9,642	0.1%	1.2%	1.0%	0.8%
% of FP17s Relating to Continuations	30	9,642	0.3%	1.6%	1.4%	1.2%
% of Patients satisfied with the dentistry they have received	16	17	94.1%	93.3%	93.1%	92.8%
% of Patients satisfied with the time they had to wait for an appointment	15	17	88.2%	90.4%	89.5%	88.7%

* This is based on patients treated on this contract for their most recent course of treatment. Figures in italics indicate the base number of FP17s or Patient Questionnaire responses are less than 100. N/A is shown where the base number of responses is less than 10 during the period. % is calculated as Quantity/Base number*100

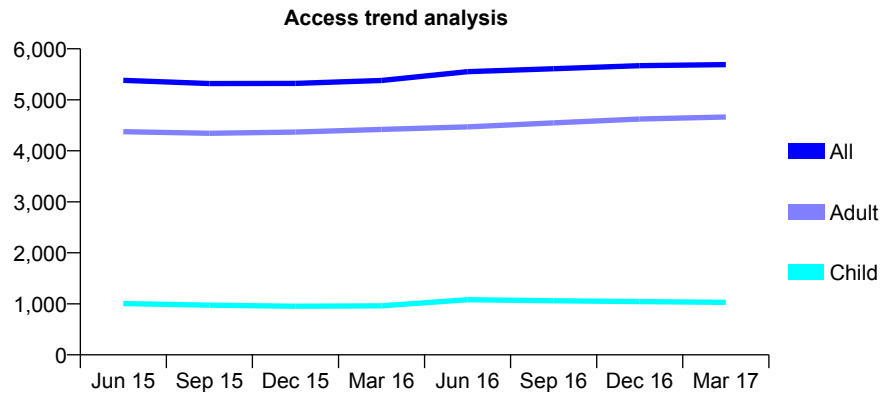
Q49 - Vital Signs At a Glance Contract Report for 168866/0001 - Year end March 2017

Name or company name	H Singh & Associates Ltd
Contract type name	GDS Contract
Purpose of contract	General
Contract start date	01/04/2010
Contract end date	

16/17 Contracted general activity (UDA)	18,452
Carry forward general activity (UDA)	0
16/17 Contracted orthodontic activity (UOA)	0
Carry forward orthodontic activity (UOA)	0
Baseline contract value	£496,824.34

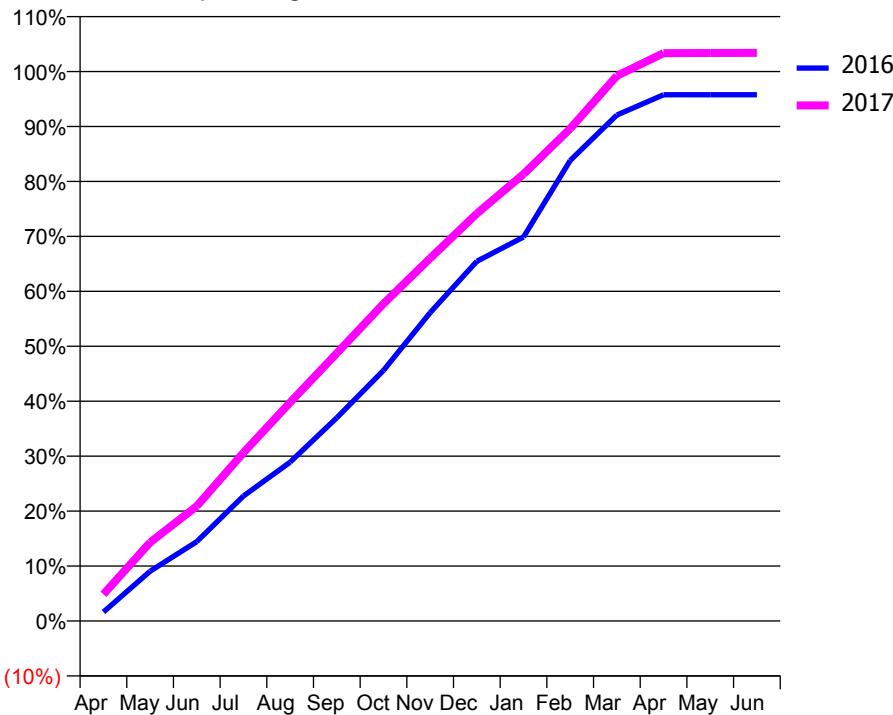
ACCESS*

Patients seen in 24 months	Total	Change since previous quarter
Quarter ending March 2016	5,380	
Quarter ending June 2016	5,552	↑
Quarter ending September 2016	5,608	→
Quarter ending December 2016	5,668	→
Quarter ending March 2017	5,690	→
Variance since March 2016	5.8%	↑



ACTIVITY

Cumulative percentage of contracted UDA delivered 2016 & 2017



Month	Adjusted Scheduled Activity (UDA)	
	2016	2017
April	300	896
May	1,673	2,638
June	2,666	3,859
July	4,199	5,652
August	5,333	7,341
September	6,826	8,994
October	8,415	10,653
November	10,355	12,180
December	12,077	13,681
January	12,893	15,009
February	15,463	16,533
March	16,989	18,309
April	17,671	19,069
May	17,671	19,073
June	17,671	19,078

QUALITY

	Quantity	Base Number	Contract	AT	Region	England
% of FP17s for the same patient ID Re-attending within 3 months - Children	143	1,537	9.3%	11.5%	13.3%	12.3%
% of FP17s for the same patient ID Re-attending within 3 months - Adults	1,784	7,721	23.1%	15.6%	17.3%	16.7%
% of FP17s for the same patient ID Re-attending between 3 & 9 months - Children	795	1,537	51.7%	57.3%	58.9%	57.6%
% of FP17s for the same patient ID Re-attending between 3 & 9 months - Adults	3,901	7,721	50.5%	52.0%	52.2%	50.1%
% of FP17s for Band 1 Urgent Courses	723	9,270	7.8%	8.2%	9.2%	9.1%
% of FP17s Relating to Free Repair or Replacements	305	9,270	3.3%	1.2%	1.0%	0.8%
% of FP17s Relating to Continuations	371	9,270	4.0%	1.6%	1.4%	1.2%
% of Patients satisfied with the dentistry they have received	8	8	N/A	93.3%	93.1%	92.8%
% of Patients satisfied with the time they had to wait for an appointment	7	8	N/A	90.4%	89.5%	88.7%

* This is based on patients treated on this contract for their most recent course of treatment. Figures in italics indicate the base number of FP17s or Patient Questionnaire responses are less than 100. N/A is shown where the base number of responses is less than 10 during the period. % is calculated as Quantity/Base number*100

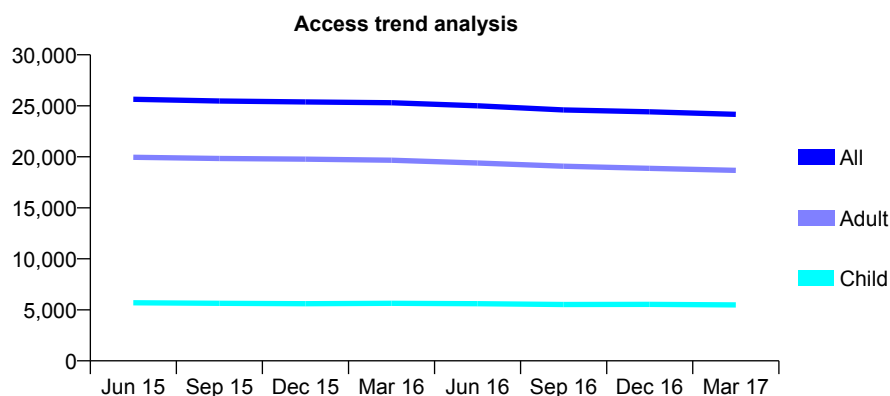
Q49 - Vital Signs At a Glance Contract Report for 170011/0001 - Year end March 2017

Name or company name	SRDP
Contract type name	GDS Contract
Purpose of contract	General and Orthodontic
Contract start date	01/10/2007
Contract end date	

16/17 Contracted general activity (UDA)	74,715
Carry forward general activity (UDA)	0
16/17 Contracted orthodontic activity (UOA)	1,281
Carry forward orthodontic activity (UOA)	40
Baseline contract value	£2,089,638.04

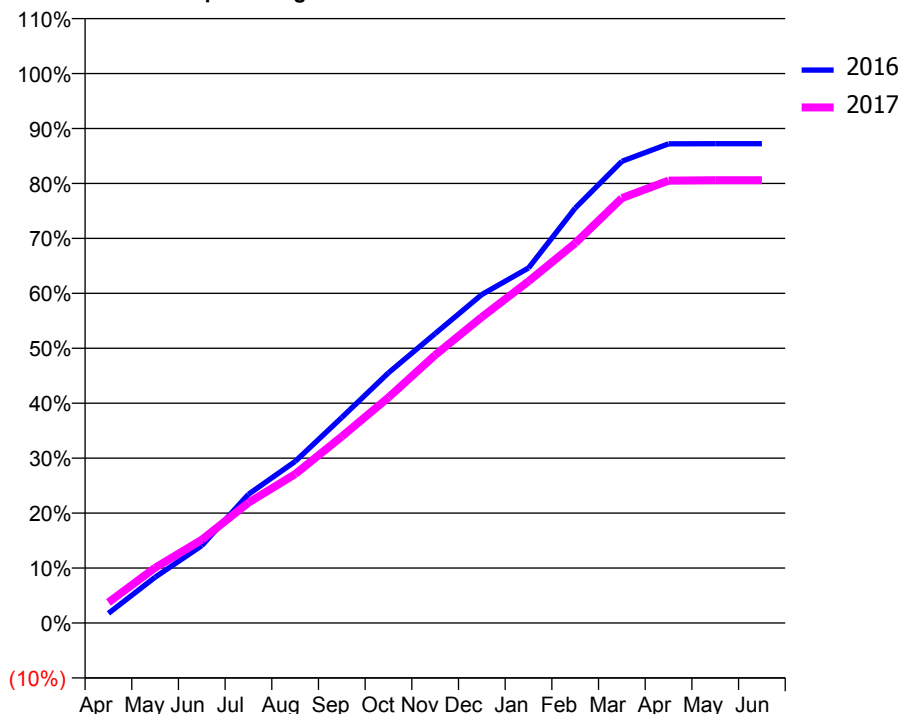
ACCESS*

Patients seen in 24 months	Total	Change since previous quarter
Quarter ending March 2016	25,304	
Quarter ending June 2016	24,997	↓
Quarter ending September 2016	24,598	↓
Quarter ending December 2016	24,411	→
Quarter ending March 2017	24,166	↓
Variance since March 2016	(4.5%)	↓



ACTIVITY

Cumulative percentage of contracted UDA delivered 2016 & 2017



Month	Adjusted Scheduled Activity (UDA)	
	2016	2017
April	1,322	2,796
May	6,220	7,506
June	10,530	11,315
July	17,502	16,371
August	21,966	20,246
September	27,953	25,355
October	34,020	30,674
November	39,361	36,435
December	44,659	41,605
January	48,265	46,463
February	56,408	51,653
March	62,780	57,778
April	65,155	60,142
May	65,170	60,207
June	65,181	60,202

QUALITY

	Quantity	Base Number	Contract	AT	Region	England
% of FP17s for the same patient ID Re-attending within 3 months - Children	535	6,473	8.3%	11.5%	13.3%	12.3%
% of FP17s for the same patient ID Re-attending within 3 months - Adults	2,956	20,572	14.4%	15.6%	17.3%	16.7%
% of FP17s for the same patient ID Re-attending between 3 & 9 months - Children	2,424	6,473	37.4%	57.3%	58.9%	57.6%
% of FP17s for the same patient ID Re-attending between 3 & 9 months - Adults	8,158	20,572	39.7%	52.0%	52.2%	50.1%
% of FP17s for Band 1 Urgent Courses	1,770	25,990	6.8%	8.2%	9.2%	9.1%
% of FP17s Relating to Free Repair or Replacements	271	25,990	1.0%	1.2%	1.0%	0.8%
% of FP17s Relating to Continuations	666	25,990	2.6%	1.6%	1.4%	1.2%
% of Patients satisfied with the dentistry they have received	44	46	95.7%	93.3%	93.1%	92.8%
% of Patients satisfied with the time they had to wait for an appointment	37	46	80.4%	90.4%	89.5%	88.7%

* This is based on patients treated on this contract for their most recent course of treatment. Figures in italics indicate the base number of FP17s or Patient Questionnaire responses are less than 100. N/A is shown where the base number of responses is less than 10 during the period. % is calculated as Quantity/Base number*100

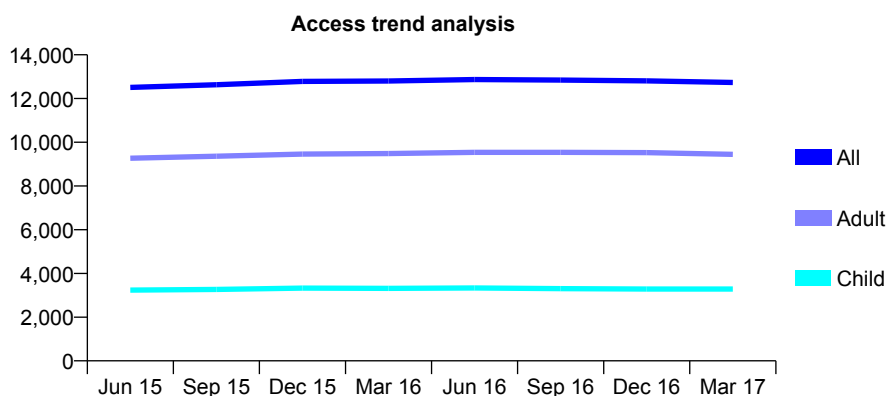
Q49 - Vital Signs At a Glance Contract Report for 170941/0001 - Year end March 2017

Name or company name	InDental Practice Limited
Contract type name	GDS Contract
Purpose of contract	General
Contract start date	01/07/2008
Contract end date	

16/17 Contracted general activity (UDA)	36,554
Carry forward general activity (UDA)	797
16/17 Contracted orthodontic activity (UOA)	0
Carry forward orthodontic activity (UOA)	0
Baseline contract value	£1,115,027.12

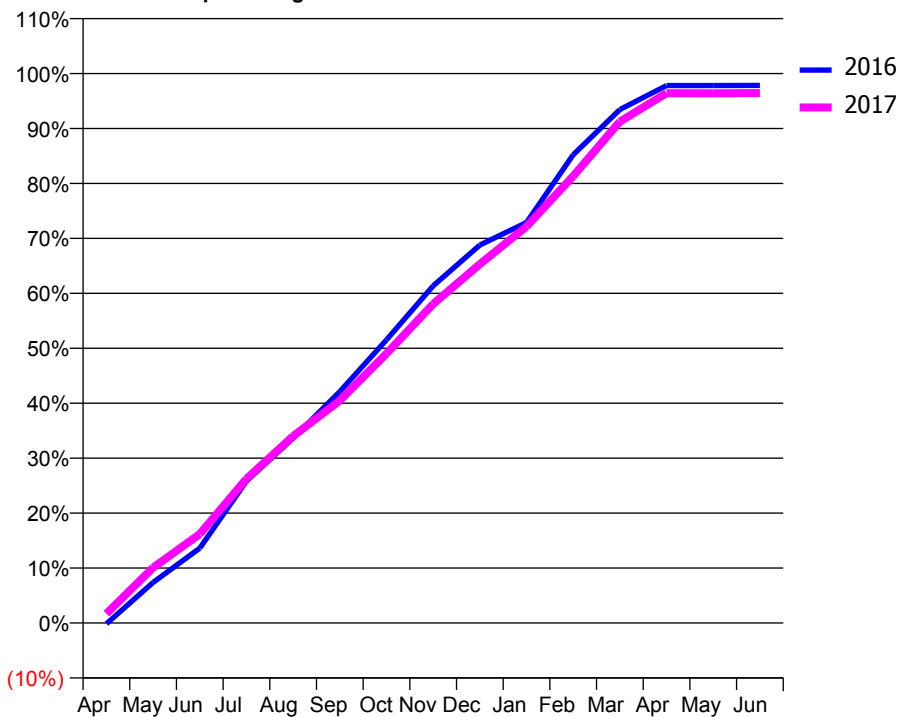
ACCESS*

Patients seen in 24 months	Total	Change since previous quarter
Quarter ending March 2016	12,800	
Quarter ending June 2016	12,871	→
Quarter ending September 2016	12,842	→
Quarter ending December 2016	12,808	→
Quarter ending March 2017	12,734	→
Variance since March 2016	(0.5%)	→



ACTIVITY

Cumulative percentage of contracted UDA delivered 2016 & 2017



Month	Adjusted Scheduled Activity (UDA)	
	2016	2017
April	-59	624
May	2,699	3,687
June	4,978	5,923
July	9,446	9,595
August	12,296	12,436
September	15,398	14,797
October	18,837	17,919
November	22,428	21,219
December	25,143	23,877
January	26,640	26,377
February	31,151	29,733
March	34,159	33,361
April	35,755	35,245
May	35,754	35,235
June	35,757	35,256

QUALITY

	Quantity	Base Number	Contract	AT	Region	England
% of FP17s for the same patient ID Re-attending within 3 months - Children	321	4,393	7.3%	11.5%	13.3%	12.3%
% of FP17s for the same patient ID Re-attending within 3 months - Adults	2,235	12,368	18.1%	15.6%	17.3%	16.7%
% of FP17s for the same patient ID Re-attending between 3 & 9 months - Children	2,405	4,393	54.7%	57.3%	58.9%	57.6%
% of FP17s for the same patient ID Re-attending between 3 & 9 months - Adults	6,000	12,368	48.5%	52.0%	52.2%	50.1%
% of FP17s for Band 1 Urgent Courses	1,588	16,143	9.8%	8.2%	9.2%	9.1%
% of FP17s Relating to Free Repair or Replacements	157	16,143	1.0%	1.2%	1.0%	0.8%
% of FP17s Relating to Continuations	111	16,143	0.7%	1.6%	1.4%	1.2%
% of Patients satisfied with the dentistry they have received	16	16	100.0%	93.3%	93.1%	92.8%
% of Patients satisfied with the time they had to wait for an appointment	13	16	81.3%	90.4%	89.5%	88.7%

* This is based on patients treated on this contract for their most recent course of treatment. Figures in italics indicate the base number of FP17s or Patient Questionnaire responses are less than 100. N/A is shown where the base number of responses is less than 10 during the period. % is calculated as Quantity/Base number*100

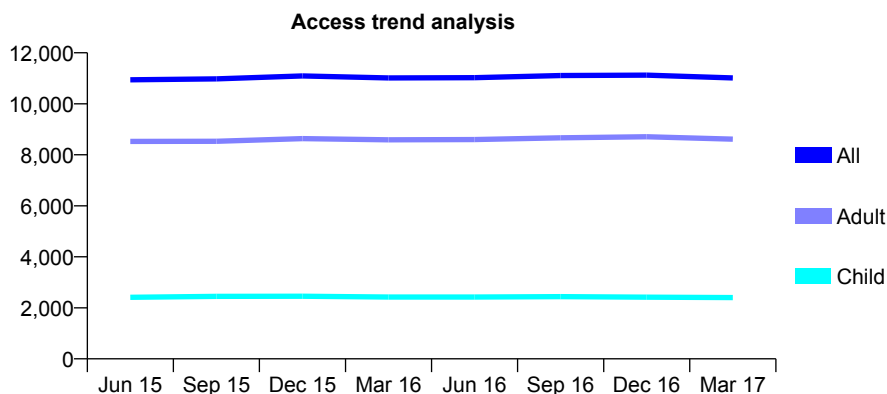
Q49 - Vital Signs At a Glance Contract Report for 172847/0001 - Year end March 2017

Name or company name	Newcastle and Wallsend Dental Practice P
Contract type name	GDS Contract
Purpose of contract	General
Contract start date	01/05/2013
Contract end date	

16/17 Contracted general activity (UDA)	38,921
Carry forward general activity (UDA)	0
16/17 Contracted orthodontic activity (UOA)	0
Carry forward orthodontic activity (UOA)	0
Baseline contract value	£1,019,175.45

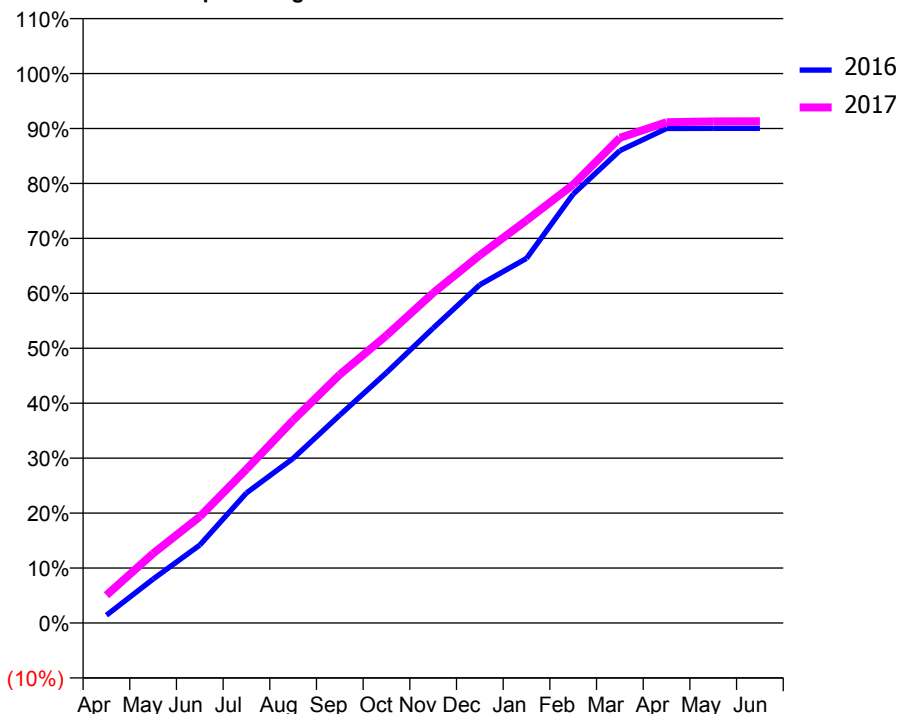
ACCESS*

Patients seen in 24 months	Total	Change since previous quarter
Quarter ending March 2016	11,014	
Quarter ending June 2016	11,026	→
Quarter ending September 2016	11,106	→
Quarter ending December 2016	11,124	→
Quarter ending March 2017	11,014	→
Variance since March 2016	0.0%	→



ACTIVITY

Cumulative percentage of contracted UDA delivered 2016 & 2017



Month	Adjusted Scheduled Activity (UDA)	
	2016	2017
April	554	1,971
May	3,114	4,923
June	5,522	7,534
July	9,210	10,899
August	11,656	14,359
September	14,727	17,598
October	17,730	20,372
November	20,892	23,379
December	23,955	26,057
January	25,831	28,523
February	30,381	31,050
March	33,454	34,368
April	35,025	35,468
May	35,034	35,526
June	35,040	35,532

QUALITY

	Quantity	Base Number	Contract	AT	Region	England
% of FP17s for the same patient ID Re-attending within 3 months - Children	164	3,353	4.9%	11.5%	13.3%	12.3%
% of FP17s for the same patient ID Re-attending within 3 months - Adults	1,466	11,912	12.3%	15.6%	17.3%	16.7%
% of FP17s for the same patient ID Re-attending between 3 & 9 months - Children	2,010	3,353	59.9%	57.3%	58.9%	57.6%
% of FP17s for the same patient ID Re-attending between 3 & 9 months - Adults	6,916	11,912	58.1%	52.0%	52.2%	50.1%
% of FP17s for Band 1 Urgent Courses	861	15,115	5.7%	8.2%	9.2%	9.1%
% of FP17s Relating to Free Repair or Replacements	132	15,115	0.9%	1.2%	1.0%	0.8%
% of FP17s Relating to Continuations	300	15,115	2.0%	1.6%	1.4%	1.2%
% of Patients satisfied with the dentistry they have received	17	20	85.0%	93.3%	93.1%	92.8%
% of Patients satisfied with the time they had to wait for an appointment	19	20	95.0%	90.4%	89.5%	88.7%

* This is based on patients treated on this contract for their most recent course of treatment. Figures in italics indicate the base number of FP17s or Patient Questionnaire responses are less than 100. N/A is shown where the base number of responses is less than 10 during the period. % is calculated as Quantity/Base number*100

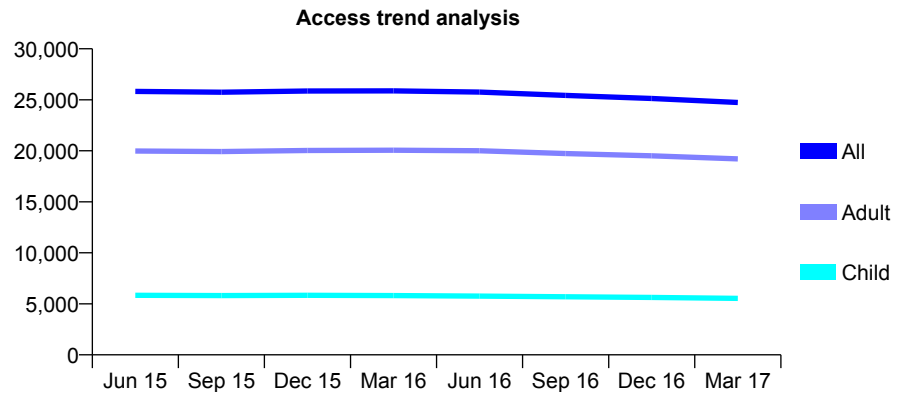
Q49 - Vital Signs At a Glance Contract Report for 176648/0001 - Year end March 2017

Name or company name	South Tyneside Smiles Limited
Contract type name	GDS Contract
Purpose of contract	General and Orthodontic
Contract start date	01/04/2008
Contract end date	

16/17 Contracted general activity (UDA)	75,974
Carry forward general activity (UDA)	0
16/17 Contracted orthodontic activity (UOA)	2,119
Carry forward orthodontic activity (UOA)	3
Baseline contract value	£2,190,704.96

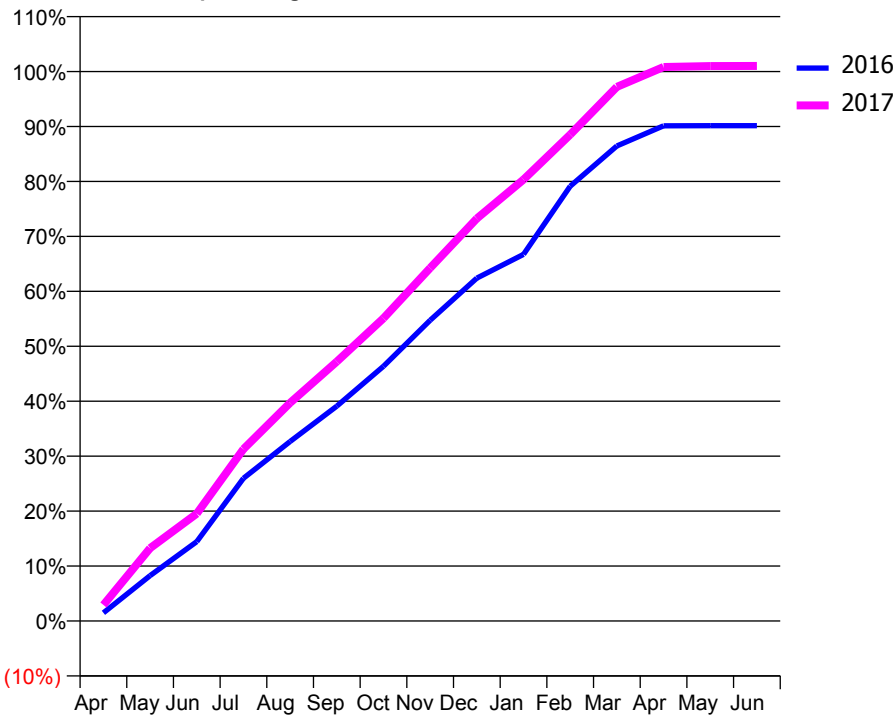
ACCESS*

Patients seen in 24 months	Total	Change since previous quarter
Quarter ending March 2016	25,870	
Quarter ending June 2016	25,760	→
Quarter ending September 2016	25,430	↓
Quarter ending December 2016	25,137	↓
Quarter ending March 2017	24,741	↓
Variance since March 2016	(4.4%)	↓



ACTIVITY

Cumulative percentage of contracted UDA delivered 2016 & 2017



Month	Adjusted Scheduled Activity (UDA)	
	2016	2017
April	1,426	2,227
May	7,919	10,074
June	13,876	14,852
July	24,926	23,766
August	31,365	30,174
September	37,530	35,869
October	44,497	41,866
November	52,527	48,812
December	59,882	55,646
January	64,040	61,032
February	75,930	67,241
March	82,959	73,847
April	86,487	76,599
May	86,504	76,728
June	86,516	76,744

QUALITY

	Quantity	Base Number	Contract	AT	Region	England
% of FP17s for the same patient ID Re-attending within 3 months - Children	734	8,518	8.6%	11.5%	13.3%	12.3%
% of FP17s for the same patient ID Re-attending within 3 months - Adults	3,192	24,254	13.2%	15.6%	17.3%	16.7%
% of FP17s for the same patient ID Re-attending between 3 & 9 months - Children	5,126	8,518	60.2%	57.3%	58.9%	57.6%
% of FP17s for the same patient ID Re-attending between 3 & 9 months - Adults	12,397	24,254	51.1%	52.0%	52.2%	50.1%
% of FP17s for Band 1 Urgent Courses	1,982	31,990	6.2%	8.2%	9.2%	9.1%
% of FP17s Relating to Free Repair or Replacements	294	31,990	0.9%	1.2%	1.0%	0.8%
% of FP17s Relating to Continuations	741	31,990	2.3%	1.6%	1.4%	1.2%
% of Patients satisfied with the dentistry they have received	33	42	78.6%	93.3%	93.1%	92.8%
% of Patients satisfied with the time they had to wait for an appointment	34	42	81.0%	90.4%	89.5%	88.7%

* This is based on patients treated on this contract for their most recent course of treatment. Figures in italics indicate the base number of FP17s or Patient Questionnaire responses are less than 100. N/A is shown where the base number of responses is less than 10 during the period. % is calculated as Quantity/Base number*100

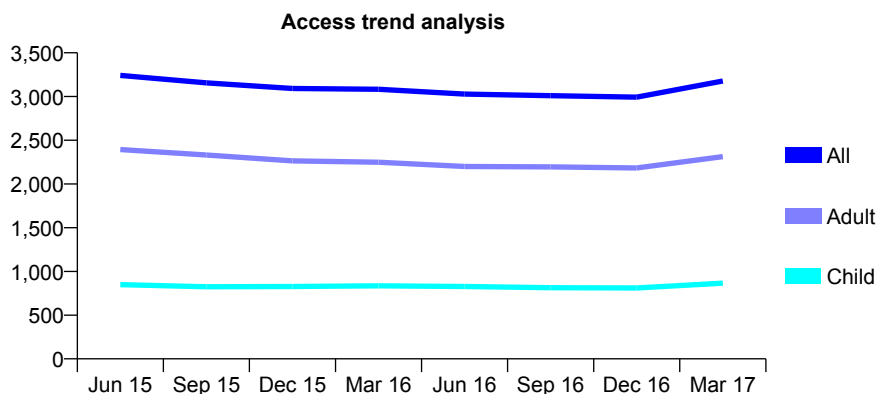
Q49 - Vital Signs At a Glance Contract Report for 177644/0001 - Year end March 2017

Name or company name	Goodteeth Dental Surgeries Ltd
Contract type name	GDS Contract
Purpose of contract	General and Orthodontic
Contract start date	01/09/2009
Contract end date	

16/17 Contracted general activity (UDA)	8,745
Carry forward general activity (UDA)	0
16/17 Contracted orthodontic activity (UOA)	418
Carry forward orthodontic activity (UOA)	0
Baseline contract value	£233,729.16

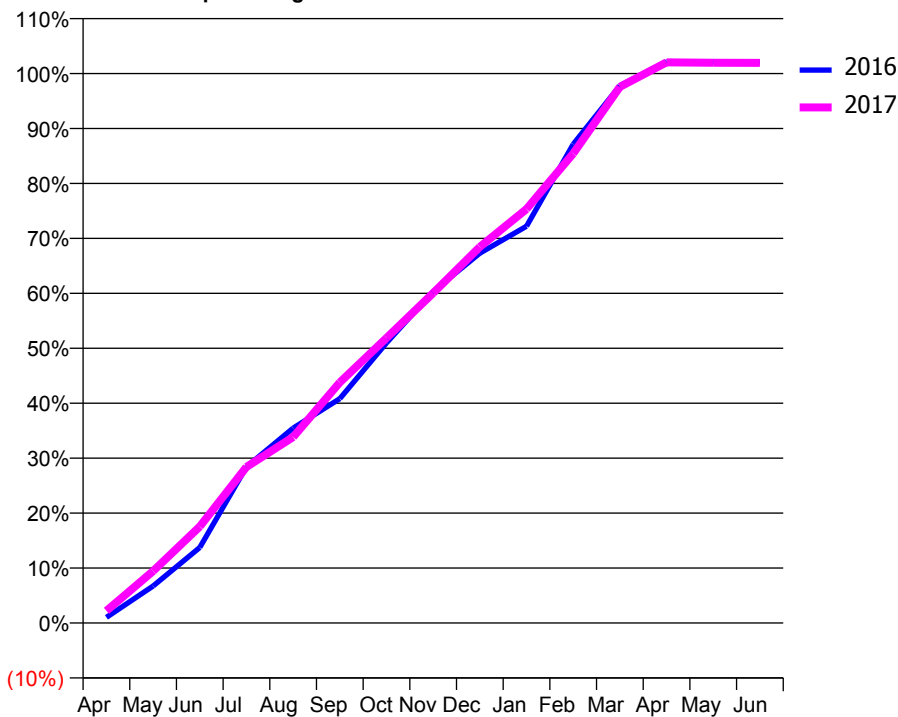
ACCESS*

Patients seen in 24 months	Total	Change since previous quarter
Quarter ending March 2016	3,083	
Quarter ending June 2016	3,028	↓
Quarter ending September 2016	3,009	→
Quarter ending December 2016	2,993	→
Quarter ending March 2017	3,178	↑
Variance since March 2016	3.1%	↑



ACTIVITY

Cumulative percentage of contracted UDA delivered 2016 & 2017



Adjusted Scheduled Activity (UDA)

Month	2016	2017
April	90	194
May	588	827
June	1,202	1,536
July	2,486	2,485
August	3,102	2,959
September	3,570	3,830
October	4,459	4,536
November	5,277	5,250
December	5,887	5,986
January	6,315	6,589
February	7,620	7,471
March	8,552	8,532
April	8,934	8,923
May	8,930	8,916
June	8,930	8,915

QUALITY

	Quantity	Base Number	Contract	AT	Region	England
% of FP17s for the same patient ID Re-attending within 3 months - Children	121	1,263	9.6%	11.5%	13.3%	12.3%
% of FP17s for the same patient ID Re-attending within 3 months - Adults	419	3,080	13.6%	15.6%	17.3%	16.7%
% of FP17s for the same patient ID Re-attending between 3 & 9 months - Children	684	1,263	54.2%	57.3%	58.9%	57.6%
% of FP17s for the same patient ID Re-attending between 3 & 9 months - Adults	1,540	3,080	50.0%	52.0%	52.2%	50.1%
% of FP17s for Band 1 Urgent Courses	295	4,317	6.8%	8.2%	9.2%	9.1%
% of FP17s Relating to Free Repair or Replacements	26	4,317	0.6%	1.2%	1.0%	0.8%
% of FP17s Relating to Continuations	48	4,317	1.1%	1.6%	1.4%	1.2%
% of Patients satisfied with the dentistry they have received	8	8	N/A	93.3%	93.1%	92.8%
% of Patients satisfied with the time they had to wait for an appointment	8	8	N/A	90.4%	89.5%	88.7%

* This is based on patients treated on this contract for their most recent course of treatment. Figures in italics indicate the base number of FP17s or Patient Questionnaire responses are less than 100. N/A is shown where the base number of responses is less than 10 during the period. % is calculated as Quantity/Base number*100

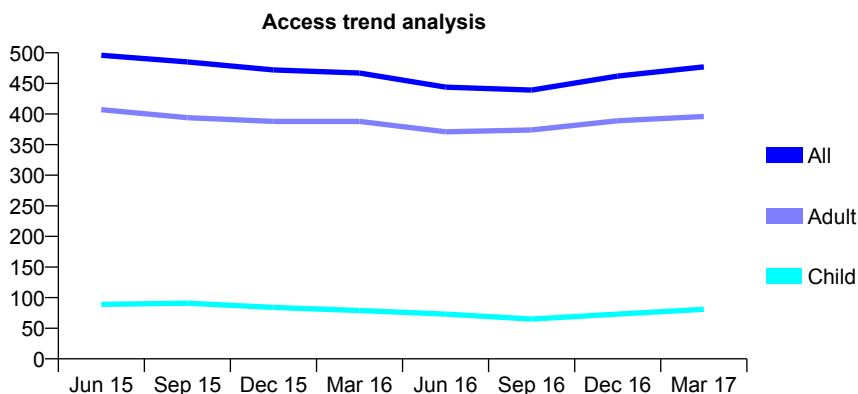
Q49 - Vital Signs At a Glance Contract Report for 177644/0002 - Year end March 2017

Name or company name	Alston Dental Practice Limited
Contract type name	GDS Contract
Purpose of contract	General
Contract start date	01/09/2009
Contract end date	

16/17 Contracted general activity (UDA)	1,500
Carry forward general activity (UDA)	25
16/17 Contracted orthodontic activity (UOA)	0
Carry forward orthodontic activity (UOA)	0
Baseline contract value	£42,834.26

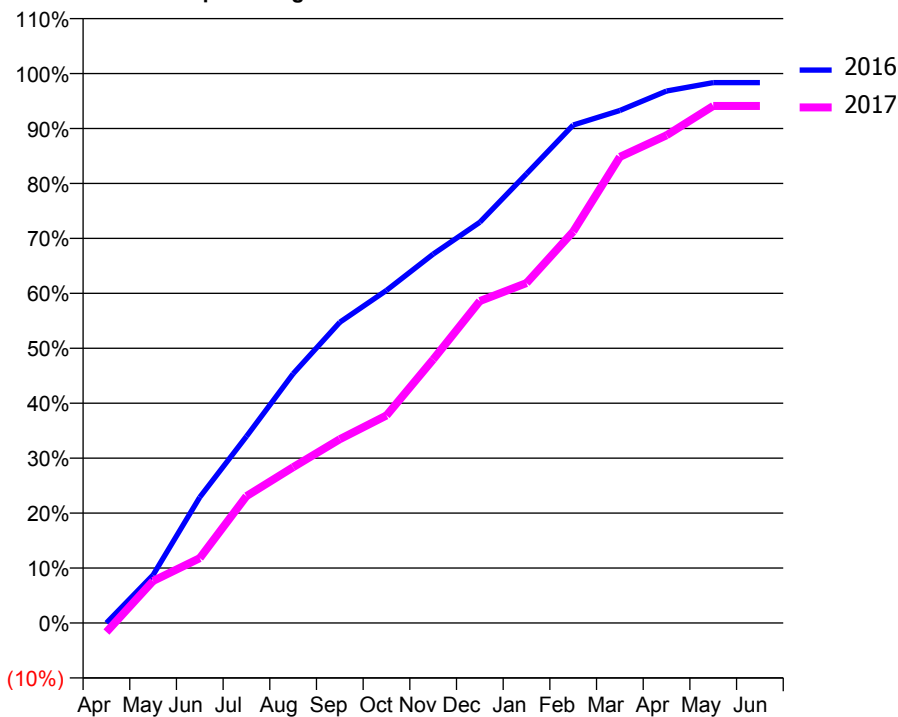
ACCESS*

Patients seen in 24 months	Total	Change since previous quarter
Quarter ending March 2016	467	
Quarter ending June 2016	444	↓
Quarter ending September 2016	439	↓
Quarter ending December 2016	462	↑
Quarter ending March 2017	477	↑
Variance since March 2016	2.1%	↑



ACTIVITY

Cumulative percentage of contracted UDA delivered 2016 & 2017



Adjusted Scheduled Activity (UDA)

Month	2016	2017
April	0	-25
May	131	115
June	343	177
July	509	346
August	681	425
September	821	502
October	908	567
November	1,007	720
December	1,094	879
January	1,226	928
February	1,359	1,068
March	1,399	1,272
April	1,452	1,331
May	1,475	1,411
June	1,475	1,411

QUALITY

	Quantity	Base Number	Contract	AT	Region	England
% of FP17s for the same patient ID Re-attending within 3 months - Children	1	99	1.0%	11.5%	13.3%	12.3%
% of FP17s for the same patient ID Re-attending within 3 months - Adults	28	454	6.2%	15.6%	17.3%	16.7%
% of FP17s for the same patient ID Re-attending between 3 & 9 months - Children	54	99	54.5%	57.3%	58.9%	57.6%
% of FP17s for the same patient ID Re-attending between 3 & 9 months - Adults	232	454	51.1%	52.0%	52.2%	50.1%
% of FP17s for Band 1 Urgent Courses	7	551	1.3%	8.2%	9.2%	9.1%
% of FP17s Relating to Free Repair or Replacements	0	551	0.0%	1.2%	1.0%	0.8%
% of FP17s Relating to Continuations	4	551	0.7%	1.6%	1.4%	1.2%
% of Patients satisfied with the dentistry they have received	0	0	N/A	93.3%	93.1%	92.8%
% of Patients satisfied with the time they had to wait for an appointment	0	0	N/A	90.4%	89.5%	88.7%

* This is based on patients treated on this contract for their most recent course of treatment. Figures in italics indicate the base number of FP17s or Patient Questionnaire responses are less than 100. N/A is shown where the base number of responses is less than 10 during the period. % is calculated as Quantity/Base number*100

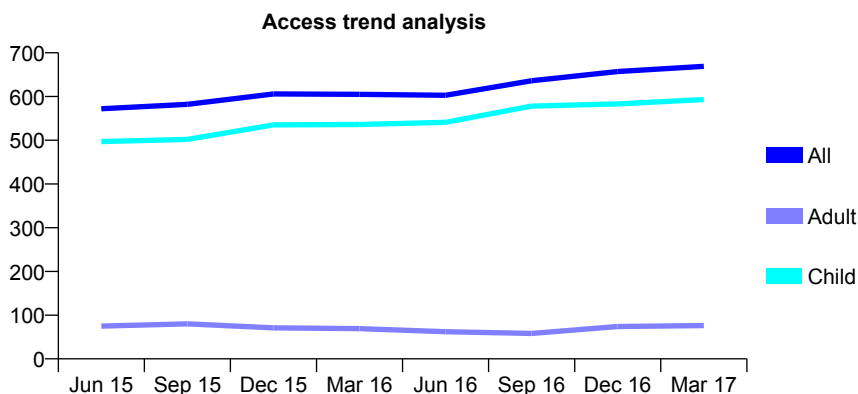
Q49 - Vital Signs At a Glance Contract Report for 177709/0001 - Year end March 2017

Name or company name	Green Dental Partnership
Contract type name	GDS Contract
Purpose of contract	General and Orthodontic
Contract start date	01/04/2013
Contract end date	

16/17 Contracted general activity (UDA)	1,466
Carry forward general activity (UDA)	0
16/17 Contracted orthodontic activity (UOA)	94
Carry forward orthodontic activity (UOA)	0
Baseline contract value	£36,966.81

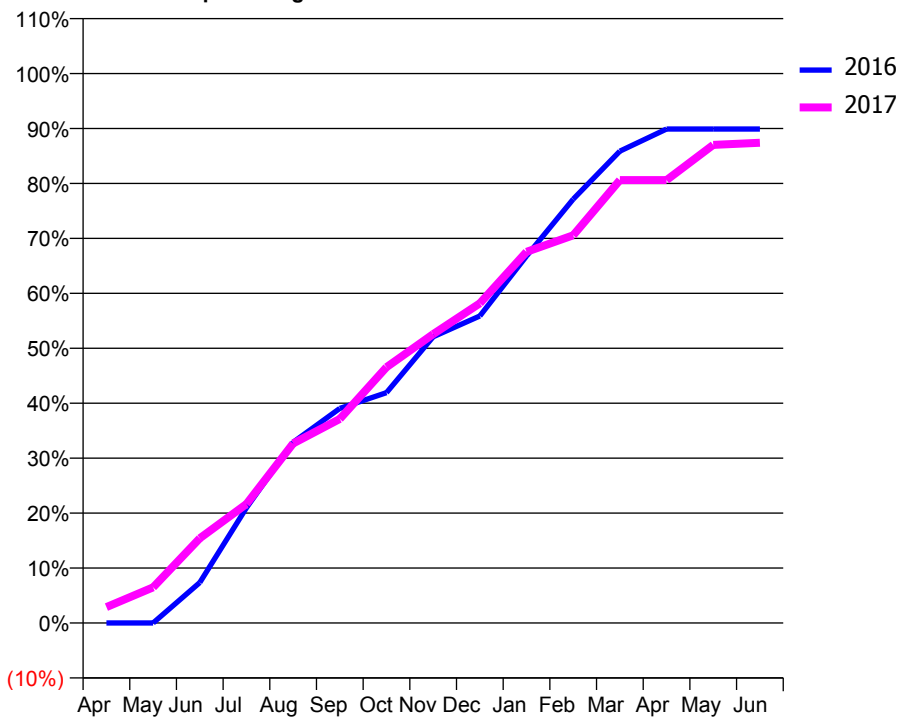
ACCESS*

Patients seen in 24 months	Total	Change since previous quarter
Quarter ending March 2016	605	
Quarter ending June 2016	603	→
Quarter ending September 2016	636	↑
Quarter ending December 2016	657	↑
Quarter ending March 2017	669	→
Variance since March 2016	10.6%	↑



ACTIVITY

Cumulative percentage of contracted UDA delivered 2016 & 2017



Month	Adjusted Scheduled Activity (UDA)	
	2016	2017
April	0	43
May	0	95
June	108	226
July	307	317
August	482	479
September	573	544
October	615	682
November	764	771
December	819	853
January	979	990
February	1,131	1,034
March	1,259	1,182
April	1,318	1,182
May	1,318	1,275
June	1,318	1,281

QUALITY

	Quantity	Base Number	Contract	AT	Region	England
% of FP17s for the same patient ID Re-attending within 3 months - Children	122	1,135	10.7%	11.5%	13.3%	12.3%
% of FP17s for the same patient ID Re-attending within 3 months - Adults	0	2	0.0%	15.6%	17.3%	16.7%
% of FP17s for the same patient ID Re-attending between 3 & 9 months - Children	683	1,135	60.2%	57.3%	58.9%	57.6%
% of FP17s for the same patient ID Re-attending between 3 & 9 months - Adults	1	2	50.0%	52.0%	52.2%	50.1%
% of FP17s for Band 1 Urgent Courses	42	977	4.3%	8.2%	9.2%	9.1%
% of FP17s Relating to Free Repair or Replacements	0	977	0.0%	1.2%	1.0%	0.8%
% of FP17s Relating to Continuations	18	977	1.8%	1.6%	1.4%	1.2%
% of Patients satisfied with the dentistry they have received	2	4	N/A	93.3%	93.1%	92.8%
% of Patients satisfied with the time they had to wait for an appointment	3	4	N/A	90.4%	89.5%	88.7%

* This is based on patients treated on this contract for their most recent course of treatment. Figures in italics indicate the base number of FP17s or Patient Questionnaire responses are less than 100. N/A is shown where the base number of responses is less than 10 during the period. % is calculated as Quantity/Base number*100

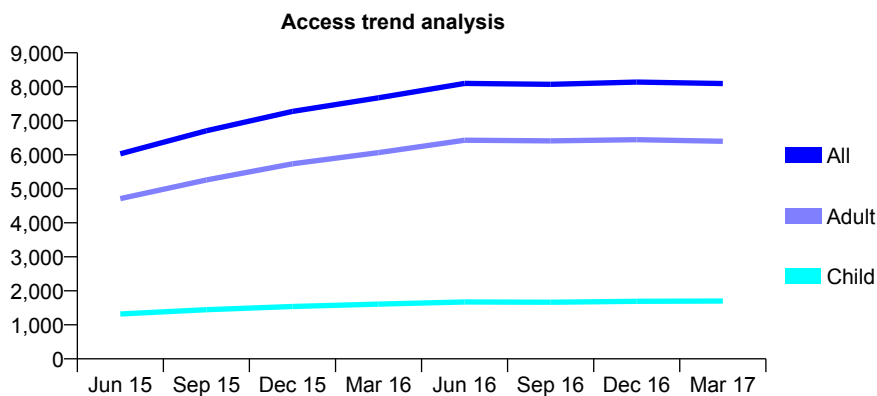
Q49 - Vital Signs At a Glance Contract Report for 180866/0001 - Year end March 2017

Name or company name	Perfect Smile Acorn Dental Partnership
Contract type name	GDS Contract
Purpose of contract	General
Contract start date	01/07/2014
Contract end date	

16/17 Contracted general activity (UDA)	20,230
Carry forward general activity (UDA)	0
16/17 Contracted orthodontic activity (UOA)	0
Carry forward orthodontic activity (UOA)	0
Baseline contract value	£562,874.35

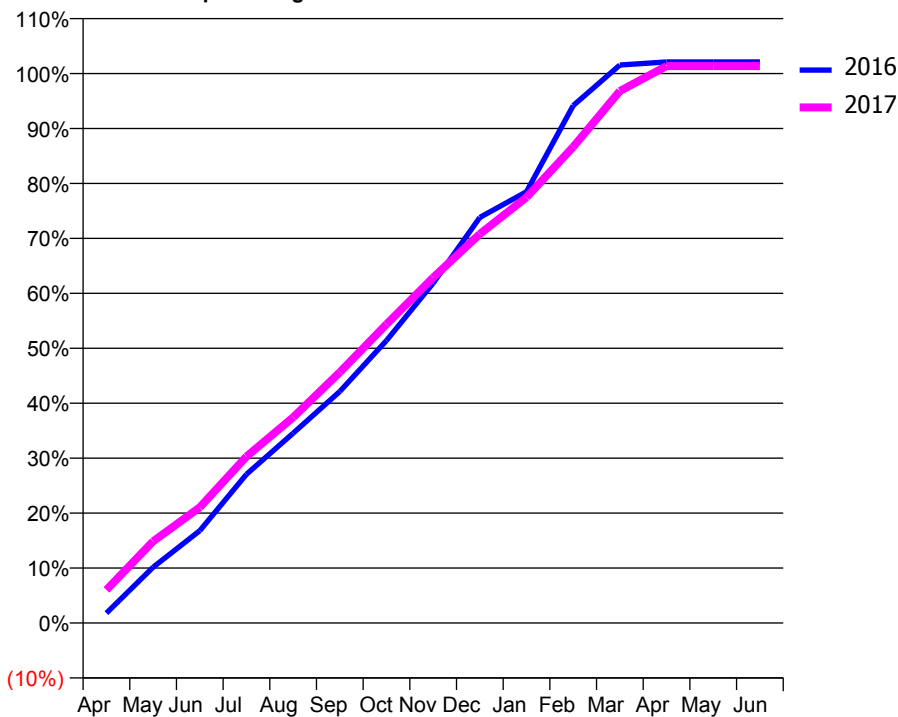
ACCESS*

Patients seen in 24 months	Total	Change since previous quarter
Quarter ending March 2016	7,677	
Quarter ending June 2016	8,100	↑
Quarter ending September 2016	8,074	→
Quarter ending December 2016	8,138	→
Quarter ending March 2017	8,097	→
Variance since March 2016	5.5%	↑



ACTIVITY

Cumulative percentage of contracted UDA delivered 2016 & 2017



Month	Adjusted Scheduled Activity (UDA)	
	2016	2017
April	367	1,218
May	2,052	3,007
June	3,399	4,261
July	5,477	6,127
August	6,987	7,574
September	8,527	9,233
October	10,402	11,000
November	12,510	12,719
December	14,932	14,320
January	15,877	15,670
February	19,053	17,530
March	20,544	19,586
April	20,657	20,504
May	20,657	20,504
June	20,657	20,504

QUALITY

	Quantity	Base Number	Contract	AT	Region	England
% of FP17s for the same patient ID Re-attending within 3 months - Children	161	2,271	7.1%	11.5%	13.3%	12.3%
% of FP17s for the same patient ID Re-attending within 3 months - Adults	1,357	7,797	17.4%	15.6%	17.3%	16.7%
% of FP17s for the same patient ID Re-attending between 3 & 9 months - Children	1,121	2,271	49.4%	57.3%	58.9%	57.6%
% of FP17s for the same patient ID Re-attending between 3 & 9 months - Adults	3,304	7,797	42.4%	52.0%	52.2%	50.1%
% of FP17s for Band 1 Urgent Courses	1,141	9,805	11.6%	8.2%	9.2%	9.1%
% of FP17s Relating to Free Repair or Replacements	127	9,805	1.3%	1.2%	1.0%	0.8%
% of FP17s Relating to Continuations	214	9,805	2.2%	1.6%	1.4%	1.2%
% of Patients satisfied with the dentistry they have received	16	18	88.9%	93.3%	93.1%	92.8%
% of Patients satisfied with the time they had to wait for an appointment	17	18	94.4%	90.4%	89.5%	88.7%

* This is based on patients treated on this contract for their most recent course of treatment. Figures in italics indicate the base number of FP17s or Patient Questionnaire responses are less than 100. N/A is shown where the base number of responses is less than 10 during the period. % is calculated as Quantity/Base number*100

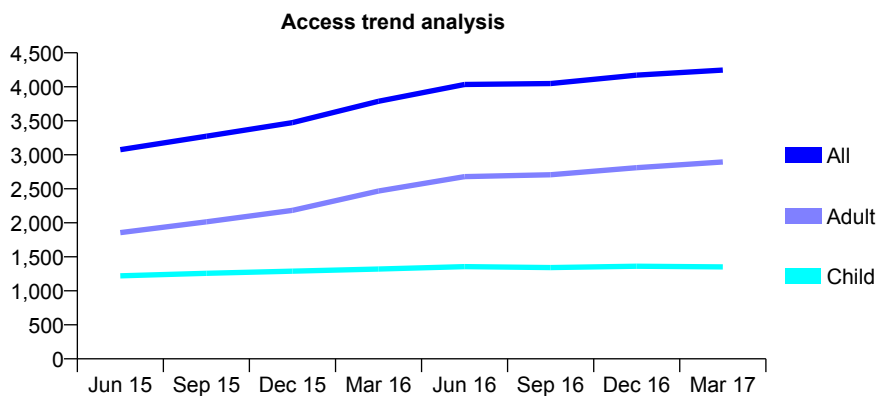
Q49 - Vital Signs At a Glance Contract Report for 181986/0001 - Year end March 2017

Name or company name	Perfect Smile Laburnum Partnership
Contract type name	GDS Contract
Purpose of contract	General
Contract start date	01/07/2014
Contract end date	

16/17 Contracted general activity (UDA)	15,601
Carry forward general activity (UDA)	205
16/17 Contracted orthodontic activity (UOA)	0
Carry forward orthodontic activity (UOA)	0
Baseline contract value	£373,283.11

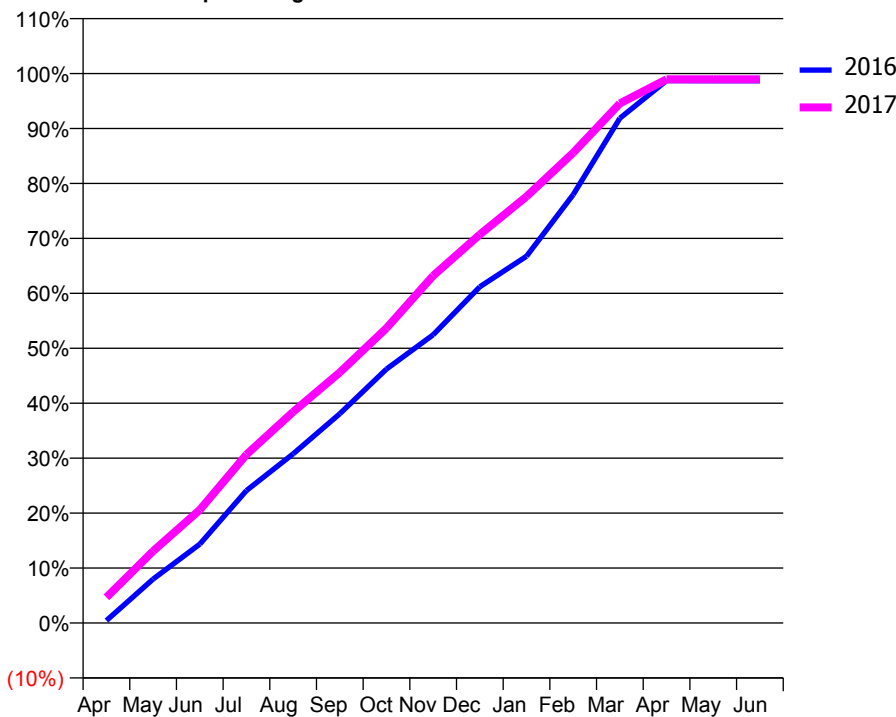
ACCESS*

Patients seen in 24 months	Total	Change since previous quarter
Quarter ending March 2016	3,788	
Quarter ending June 2016	4,034	↑
Quarter ending September 2016	4,049	→
Quarter ending December 2016	4,172	↑
Quarter ending March 2017	4,247	→
Variance since March 2016	12.1%	↑



ACTIVITY

Cumulative percentage of contracted UDA delivered 2016 & 2017



Month	Adjusted Scheduled Activity (UDA)	
	2016	2017
April	69	727
May	1,247	2,041
June	2,240	3,214
July	3,759	4,784
August	4,803	5,997
September	5,944	7,115
October	7,210	8,371
November	8,181	9,859
December	9,545	11,031
January	10,414	12,109
February	12,164	13,353
March	14,332	14,752
April	15,397	15,435
May	15,396	15,435
June	15,396	15,435

QUALITY

	Quantity	Base Number	Contract	AT	Region	England
% of FP17s for the same patient ID Re-attending within 3 months - Children	104	1,966	5.3%	11.5%	13.3%	12.3%
% of FP17s for the same patient ID Re-attending within 3 months - Adults	690	3,967	17.4%	15.6%	17.3%	16.7%
% of FP17s for the same patient ID Re-attending between 3 & 9 months - Children	1,214	1,966	61.7%	57.3%	58.9%	57.6%
% of FP17s for the same patient ID Re-attending between 3 & 9 months - Adults	1,934	3,967	48.8%	52.0%	52.2%	50.1%
% of FP17s for Band 1 Urgent Courses	292	5,859	5.0%	8.2%	9.2%	9.1%
% of FP17s Relating to Free Repair or Replacements	24	5,859	0.4%	1.2%	1.0%	0.8%
% of FP17s Relating to Continuations	113	5,859	1.9%	1.6%	1.4%	1.2%
% of Patients satisfied with the dentistry they have received	9	10	90.0%	93.3%	93.1%	92.8%
% of Patients satisfied with the time they had to wait for an appointment	9	10	90.0%	90.4%	89.5%	88.7%

* This is based on patients treated on this contract for their most recent course of treatment. Figures in italics indicate the base number of FP17s or Patient Questionnaire responses are less than 100. N/A is shown where the base number of responses is less than 10 during the period. % is calculated as Quantity/Base number*100

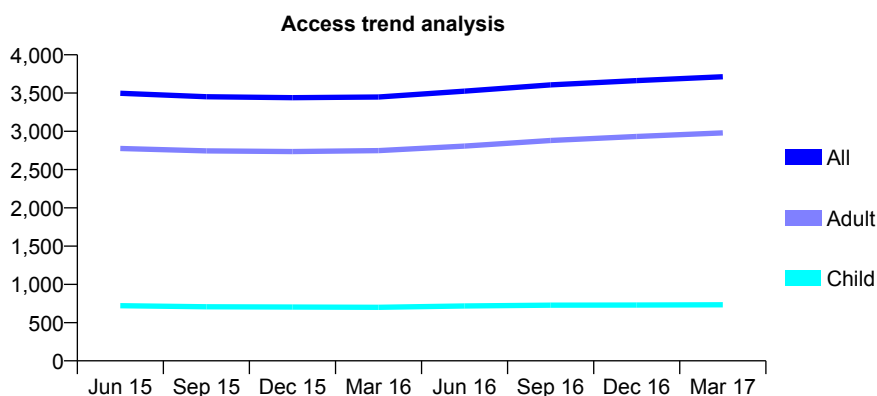
Q49 - Vital Signs At a Glance Contract Report for 182834/0001 - Year end March 2017

Name or company name	Princes Street Dental Practice Limited
Contract type name	GDS Contract
Purpose of contract	General
Contract start date	01/04/2011
Contract end date	

16/17 Contracted general activity (UDA)	8,772
Carry forward general activity (UDA)	286
16/17 Contracted orthodontic activity (UOA)	0
Carry forward orthodontic activity (UOA)	0
Baseline contract value	£195,491.84

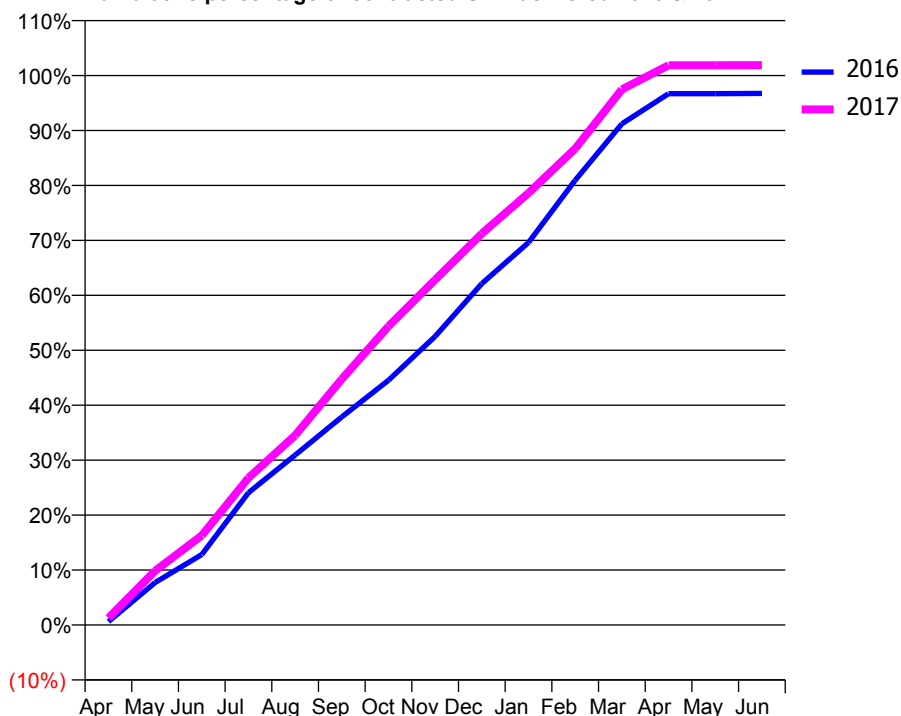
ACCESS*

Patients seen in 24 months	Total	Change since previous quarter
Quarter ending March 2016	3,448	
Quarter ending June 2016	3,525	↑
Quarter ending September 2016	3,607	↑
Quarter ending December 2016	3,662	→
Quarter ending March 2017	3,713	→
Variance since March 2016	7.7%	↑



ACTIVITY

Cumulative percentage of contracted UDA delivered 2016 & 2017



QUALITY

	Quantity	Base Number	Contract	AT	Region	England
% of FP17s for the same patient ID Re-attending within 3 months - Children	78	1,139	6.8%	11.5%	13.3%	12.3%
% of FP17s for the same patient ID Re-attending within 3 months - Adults	685	4,041	17.0%	15.6%	17.3%	16.7%
% of FP17s for the same patient ID Re-attending between 3 & 9 months - Children	695	1,139	61.0%	57.3%	58.9%	57.6%
% of FP17s for the same patient ID Re-attending between 3 & 9 months - Adults	1,573	4,041	38.9%	52.0%	52.2%	50.1%
% of FP17s for Band 1 Urgent Courses	347	5,146	6.7%	8.2%	9.2%	9.1%
% of FP17s Relating to Free Repair or Replacements	101	5,146	2.0%	1.2%	1.0%	0.8%
% of FP17s Relating to Continuations	135	5,146	2.6%	1.6%	1.4%	1.2%
% of Patients satisfied with the dentistry they have received	5	5	N/A	93.3%	93.1%	92.8%
% of Patients satisfied with the time they had to wait for an appointment	5	5	N/A	90.4%	89.5%	88.7%

* This is based on patients treated on this contract for their most recent course of treatment. Figures in italics indicate the base number of FP17s or Patient Questionnaire responses are less than 100. N/A is shown where the base number of responses is less than 10 during the period. % is calculated as Quantity/Base number*100

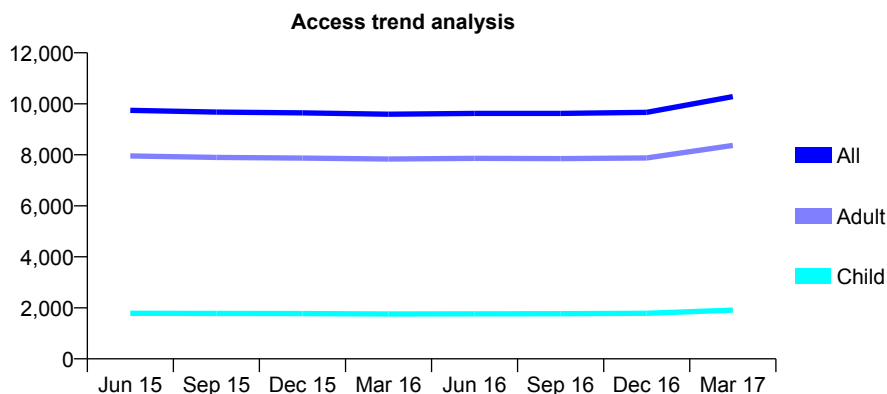
Q49 - Vital Signs At a Glance Contract Report for 183962/0001 - Year end March 2017

Name or company name	Goodwin and Associates
Contract type name	Pilot Contract
Purpose of contract	General and Orthodontic
Contract start date	01/04/2008
Contract end date	

16/17 Contracted general activity (UDA)	14,876
Carry forward general activity (UDA)	0
16/17 Contracted orthodontic activity (UOA)	400
Carry forward orthodontic activity (UOA)	0
Baseline contract value	£764,307.29

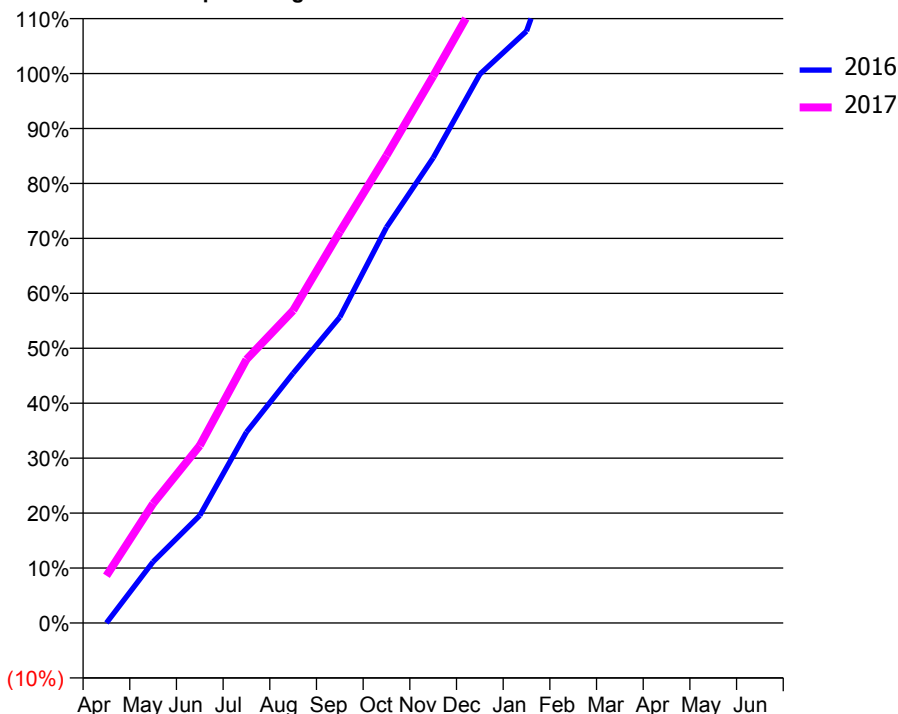
ACCESS*

Patients seen in 24 months	Total	Change since previous quarter
Quarter ending March 2016	9,592	
Quarter ending June 2016	9,624	→
Quarter ending September 2016	9,621	→
Quarter ending December 2016	9,663	→
Quarter ending March 2017	10,282	↑
Variance since March 2016	7.2%	↑



ACTIVITY

Cumulative percentage of contracted UDA delivered 2016 & 2017



Adjusted Scheduled Activity (UDA)

Month	2016	2017
April	0	1,281
May	1,660	3,234
June	2,911	4,802
July	5,169	7,136
August	6,764	8,459
September	8,280	10,589
October	10,712	12,656
November	12,594	14,805
December	14,856	17,026
January	16,023	19,029
February	19,490	21,633
March	21,425	24,429
April	22,478	25,334
May	22,485	25,344
June	22,501	25,348

QUALITY

	Quantity	Base Number	Contract	AT	Region	England
% of FP17s for the same patient ID Re-attending within 3 months - Children	312	3,392	9.2%	11.5%	13.3%	12.3%
% of FP17s for the same patient ID Re-attending within 3 months - Adults	1,882	12,023	15.7%	15.6%	17.3%	16.7%
% of FP17s for the same patient ID Re-attending between 3 & 9 months - Children	2,289	3,392	67.5%	57.3%	58.9%	57.6%
% of FP17s for the same patient ID Re-attending between 3 & 9 months - Adults	5,669	12,023	47.2%	52.0%	52.2%	50.1%
% of FP17s for Band 1 Urgent Courses	1,619	15,360	10.5%	8.2%	9.2%	9.1%
% of FP17s Relating to Free Repair or Replacements	70	15,360	0.5%	1.2%	1.0%	0.8%
% of FP17s Relating to Continuations	101	15,360	0.7%	1.6%	1.4%	1.2%
% of Patients satisfied with the dentistry they have received	10	13	76.9%	93.3%	93.1%	92.8%
% of Patients satisfied with the time they had to wait for an appointment	11	13	84.6%	90.4%	89.5%	88.7%

* This is based on patients treated on this contract for their most recent course of treatment. Figures in italics indicate the base number of FP17s or Patient Questionnaire responses are less than 100. N/A is shown where the base number of responses is less than 10 during the period. % is calculated as Quantity/Base number*100

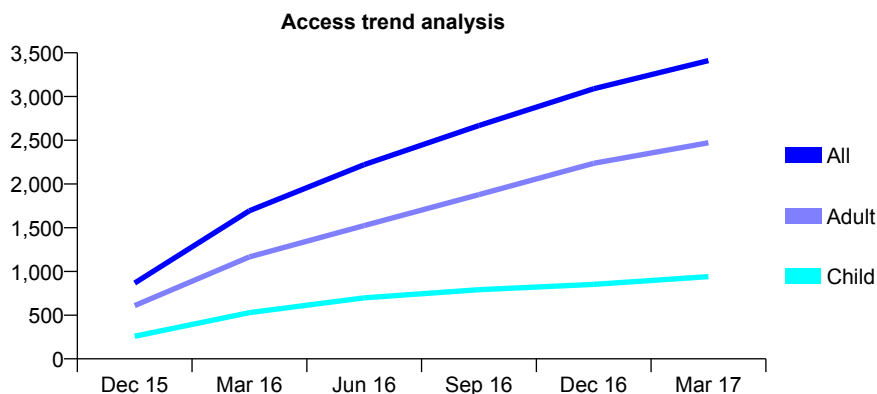
Q49 - Vital Signs At a Glance Contract Report for 185590/0001 - Year end March 2017

Name or company name	The Grange Dental Centre
Contract type name	GDS Contract
Purpose of contract	General
Contract start date	01/10/2015
Contract end date	

16/17 Contracted general activity (UDA)	7,288
Carry forward general activity (UDA)	157
16/17 Contracted orthodontic activity (UOA)	0
Carry forward orthodontic activity (UOA)	0
Baseline contract value	£156,324.75

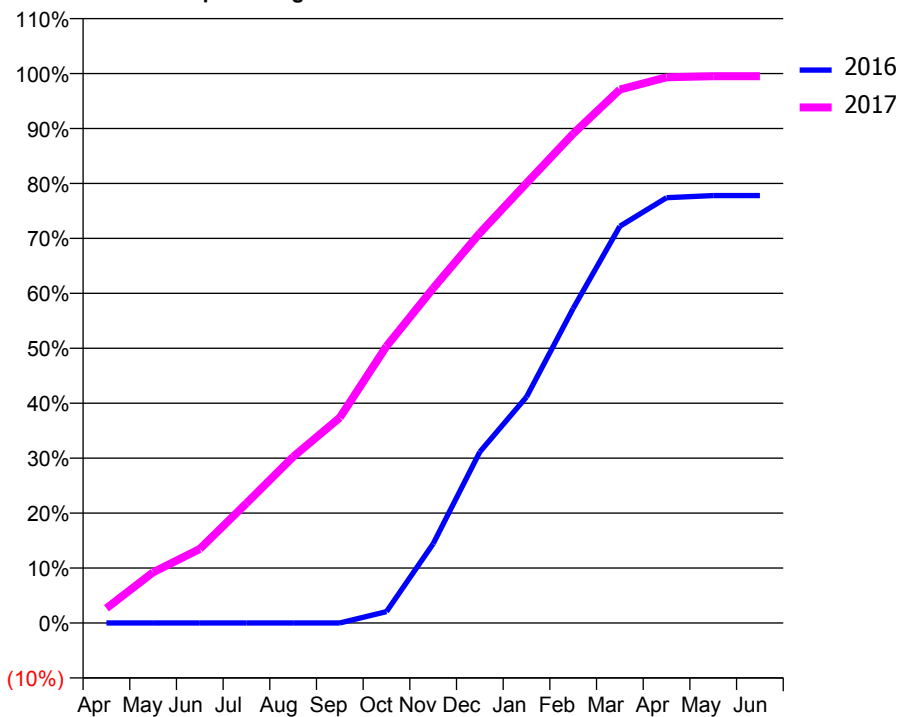
ACCESS*

Patients seen in 24 months	Total	Change since previous quarter
Quarter ending March 2016	1,694	
Quarter ending June 2016	2,221	↑
Quarter ending September 2016	2,668	↑
Quarter ending December 2016	3,089	↑
Quarter ending March 2017	3,411	↑
Variance since March 2016	101.4%	↑



ACTIVITY

Cumulative percentage of contracted UDA delivered 2016 & 2017



Month	Adjusted Scheduled Activity (UDA)	
	2016	2017
April	0	195
May	0	672
June	0	982
July	0	1,589
August	0	2,204
September	0	2,724
October	76	3,671
November	525	4,439
December	1,132	5,172
January	1,495	5,834
February	2,081	6,490
March	2,624	7,074
April	2,813	7,238
May	2,827	7,252
June	2,827	7,253

QUALITY

	Quantity	Base Number	Contract	AT	Region	England
% of FP17s for the same patient ID Re-attending within 3 months - Children	115	1,543	7.5%	11.5%	13.3%	12.3%
% of FP17s for the same patient ID Re-attending within 3 months - Adults	496	3,460	14.3%	15.6%	17.3%	16.7%
% of FP17s for the same patient ID Re-attending between 3 & 9 months - Children	789	1,543	51.1%	57.3%	58.9%	57.6%
% of FP17s for the same patient ID Re-attending between 3 & 9 months - Adults	1,267	3,460	36.6%	52.0%	52.2%	50.1%
% of FP17s for Band 1 Urgent Courses	404	3,949	10.2%	8.2%	9.2%	9.1%
% of FP17s Relating to Free Repair or Replacements	29	3,949	0.7%	1.2%	1.0%	0.8%
% of FP17s Relating to Continuations	30	3,949	0.8%	1.6%	1.4%	1.2%
% of Patients satisfied with the dentistry they have received	5	5	N/A	93.3%	93.1%	92.8%
% of Patients satisfied with the time they had to wait for an appointment	5	5	N/A	90.4%	89.5%	88.7%

* This is based on patients treated on this contract for their most recent course of treatment. Figures in italics indicate the base number of FP17s or Patient Questionnaire responses are less than 100. N/A is shown where the base number of responses is less than 10 during the period. % is calculated as Quantity/Base number*100

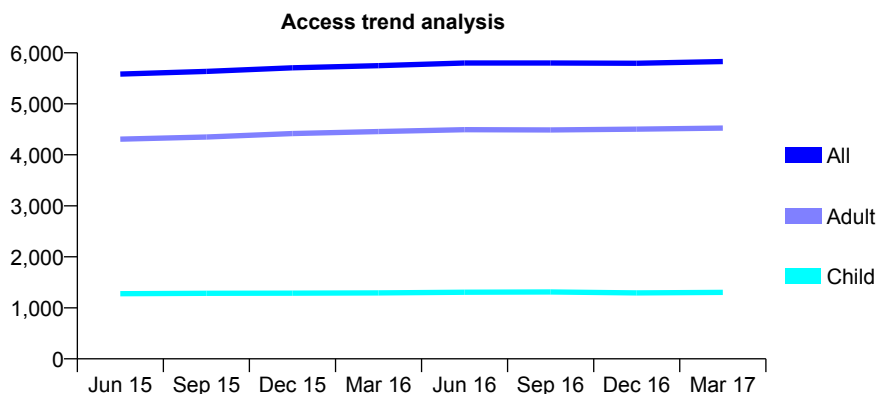
Q49 - Vital Signs At a Glance Contract Report for 185957/0001 - Year end March 2017

Name or company name	T. S. Lalli Limited
Contract type name	GDS Contract
Purpose of contract	General
Contract start date	01/11/2006
Contract end date	

16/17 Contracted general activity (UDA)	13,428
Carry forward general activity (UDA)	0
16/17 Contracted orthodontic activity (UOA)	0
Carry forward orthodontic activity (UOA)	0
Baseline contract value	£379,280.08

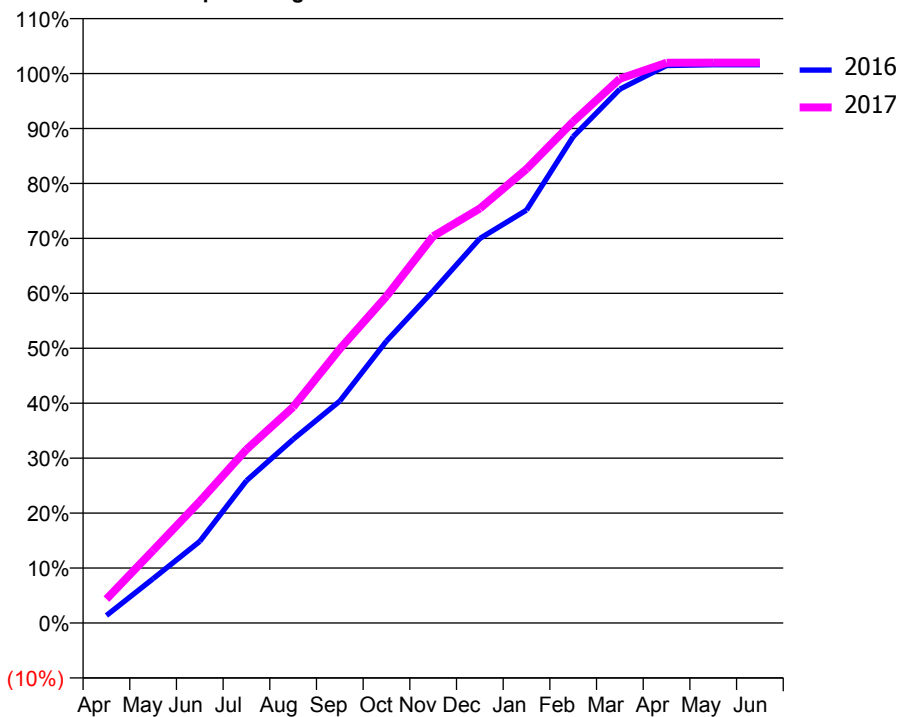
ACCESS*

Patients seen in 24 months	Total	Change since previous quarter
Quarter ending March 2016	5,748	
Quarter ending June 2016	5,801	→
Quarter ending September 2016	5,800	→
Quarter ending December 2016	5,796	→
Quarter ending March 2017	5,829	→
Variance since March 2016	1.4%	→



ACTIVITY

Cumulative percentage of contracted UDA delivered 2016 & 2017



Month	Adjusted Scheduled Activity (UDA)	
	2016	2017
April	185	585
May	1,085	1,775
June	1,996	2,973
July	3,478	4,239
August	4,488	5,277
September	5,423	6,699
October	6,891	7,985
November	8,116	9,451
December	9,395	10,129
January	10,091	11,092
February	11,887	12,254
March	13,045	13,300
April	13,623	13,691
May	13,643	13,694
June	13,642	13,696

QUALITY

	Quantity	Base Number	Contract	AT	Region	England
% of FP17s for the same patient ID Re-attending within 3 months - Children	86	1,662	5.2%	11.5%	13.3%	12.3%
% of FP17s for the same patient ID Re-attending within 3 months - Adults	878	5,979	14.7%	15.6%	17.3%	16.7%
% of FP17s for the same patient ID Re-attending between 3 & 9 months - Children	949	1,662	57.1%	57.3%	58.9%	57.6%
% of FP17s for the same patient ID Re-attending between 3 & 9 months - Adults	3,015	5,979	50.4%	52.0%	52.2%	50.1%
% of FP17s for Band 1 Urgent Courses	447	7,605	5.9%	8.2%	9.2%	9.1%
% of FP17s Relating to Free Repair or Replacements	45	7,605	0.6%	1.2%	1.0%	0.8%
% of FP17s Relating to Continuations	59	7,605	0.8%	1.6%	1.4%	1.2%
% of Patients satisfied with the dentistry they have received	50	53	94.3%	93.3%	93.1%	92.8%
% of Patients satisfied with the time they had to wait for an appointment	48	53	90.6%	90.4%	89.5%	88.7%

* This is based on patients treated on this contract for their most recent course of treatment. Figures in italics indicate the base number of FP17s or Patient Questionnaire responses are less than 100. N/A is shown where the base number of responses is less than 10 during the period. % is calculated as Quantity/Base number*100

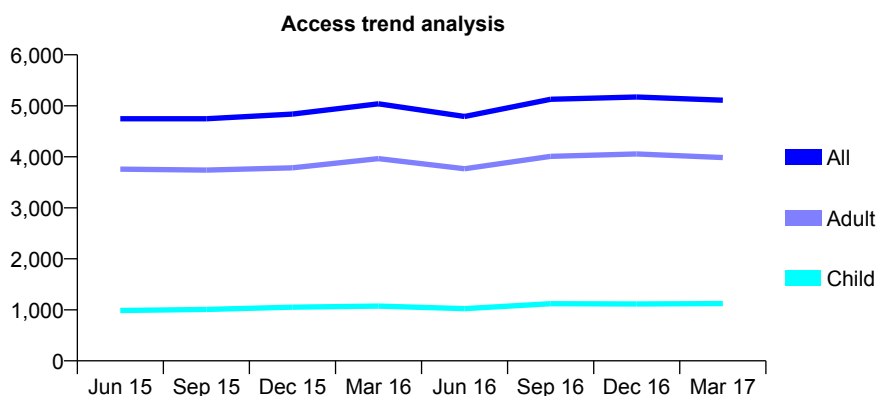
Q49 - Vital Signs At a Glance Contract Report for 186481/0001 - Year end March 2017

Name or company name	Bensham and Sunnyside Dental Practices
Contract type name	GDS Contract
Purpose of contract	General
Contract start date	12/07/2013
Contract end date	

16/17 Contracted general activity (UDA)	18,310
Carry forward general activity (UDA)	0
16/17 Contracted orthodontic activity (UOA)	0
Carry forward orthodontic activity (UOA)	0
Baseline contract value	£433,145.81

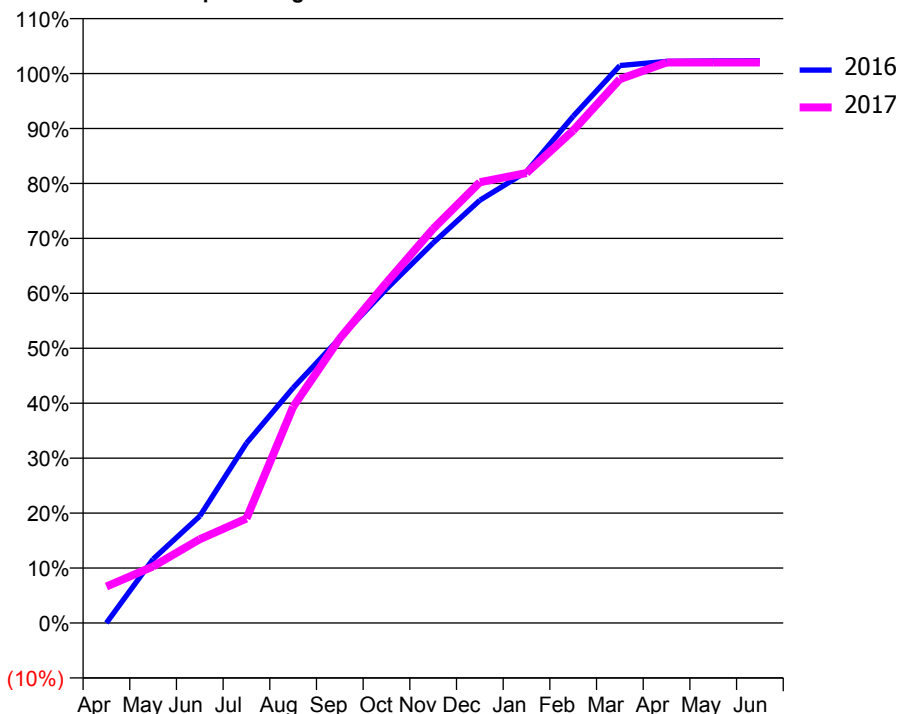
ACCESS*

Patients seen in 24 months	Total	Change since previous quarter
Quarter ending March 2016	5,039	
Quarter ending June 2016	4,790	↓
Quarter ending September 2016	5,129	↑
Quarter ending December 2016	5,172	→
Quarter ending March 2017	5,109	↓
Variance since March 2016	1.4%	→



ACTIVITY

Cumulative percentage of contracted UDA delivered 2016 & 2017



Month	Adjusted Scheduled Activity (UDA)	
	2016	2017
April	0	1,213
May	2,132	1,884
June	3,560	2,792
July	5,990	3,479
August	7,838	7,204
September	9,497	9,485
October	11,135	11,340
November	12,664	13,137
December	14,087	14,687
January	15,037	14,993
February	16,887	16,410
March	18,575	18,122
April	18,715	18,678
May	18,732	18,677
June	18,737	18,677

QUALITY

	Quantity	Base Number	Contract	AT	Region	England
% of FP17s for the same patient ID Re-attending within 3 months - Children	129	1,250	10.3%	11.5%	13.3%	12.3%
% of FP17s for the same patient ID Re-attending within 3 months - Adults	939	4,454	21.1%	15.6%	17.3%	16.7%
% of FP17s for the same patient ID Re-attending between 3 & 9 months - Children	512	1,250	41.0%	57.3%	58.9%	57.6%
% of FP17s for the same patient ID Re-attending between 3 & 9 months - Adults	1,541	4,454	34.6%	52.0%	52.2%	50.1%
% of FP17s for Band 1 Urgent Courses	614	5,823	10.5%	8.2%	9.2%	9.1%
% of FP17s Relating to Free Repair or Replacements	25	5,823	0.4%	1.2%	1.0%	0.8%
% of FP17s Relating to Continuations	146	5,823	2.5%	1.6%	1.4%	1.2%
% of Patients satisfied with the dentistry they have received	16	17	94.1%	93.3%	93.1%	92.8%
% of Patients satisfied with the time they had to wait for an appointment	15	17	88.2%	90.4%	89.5%	88.7%

* This is based on patients treated on this contract for their most recent course of treatment. Figures in italics indicate the base number of FP17s or Patient Questionnaire responses are less than 100. N/A is shown where the base number of responses is less than 10 during the period. % is calculated as Quantity/Base number*100

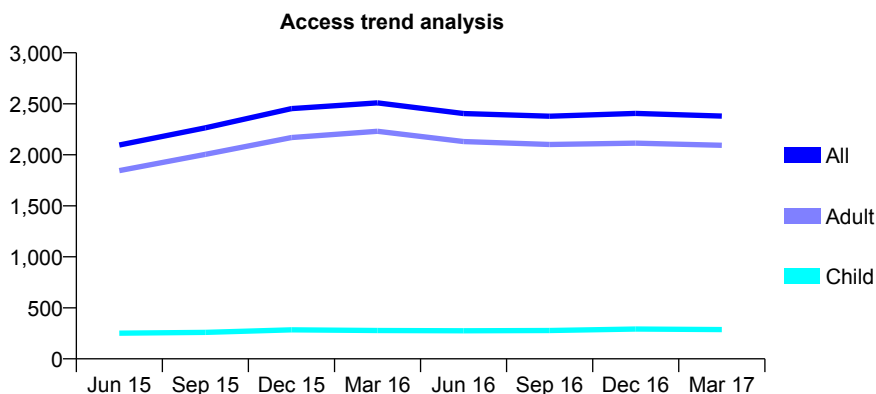
Q49 - Vital Signs At a Glance Contract Report for 187879/0001 - Year end March 2017

Name or company name	Newcastle Dental Care Practice Partnership
Contract type name	GDS Contract
Purpose of contract	General
Contract start date	01/03/2014
Contract end date	

16/17 Contracted general activity (UDA)	14,000
Carry forward general activity (UDA)	0
16/17 Contracted orthodontic activity (UOA)	0
Carry forward orthodontic activity (UOA)	0
Baseline contract value	£422,696.56

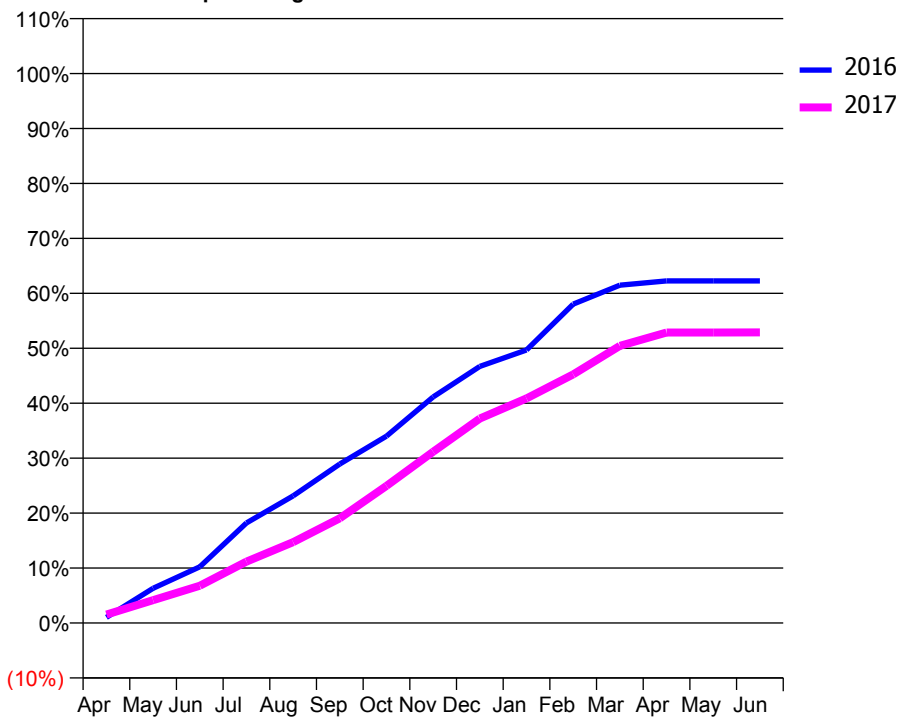
ACCESS*

Patients seen in 24 months	Total	Change since previous quarter
Quarter ending March 2016	2,509	
Quarter ending June 2016	2,405	↓
Quarter ending September 2016	2,379	↓
Quarter ending December 2016	2,406	→
Quarter ending March 2017	2,380	↓
Variance since March 2016	(5.1%)	↓



ACTIVITY

Cumulative percentage of contracted UDA delivered 2016 & 2017



Month	Adjusted Scheduled Activity (UDA)	
	2016	2017
April	144	217
May	886	584
June	1,433	949
July	2,550	1,564
August	3,240	2,059
September	4,051	2,667
October	4,762	3,495
November	5,761	4,363
December	6,537	5,209
January	6,957	5,724
February	8,126	6,334
March	8,608	7,060
April	8,715	7,402
May	8,715	7,402
June	8,715	7,403

QUALITY

	Quantity	Base Number	Contract	AT	Region	England
% of FP17s for the same patient ID Re-attending within 3 months - Children	22	383	5.7%	11.5%	13.3%	12.3%
% of FP17s for the same patient ID Re-attending within 3 months - Adults	304	2,465	12.3%	15.6%	17.3%	16.7%
% of FP17s for the same patient ID Re-attending between 3 & 9 months - Children	214	383	55.9%	57.3%	58.9%	57.6%
% of FP17s for the same patient ID Re-attending between 3 & 9 months - Adults	1,213	2,465	49.2%	52.0%	52.2%	50.1%
% of FP17s for Band 1 Urgent Courses	216	2,910	7.4%	8.2%	9.2%	9.1%
% of FP17s Relating to Free Repair or Replacements	31	2,910	1.1%	1.2%	1.0%	0.8%
% of FP17s Relating to Continuations	57	2,910	2.0%	1.6%	1.4%	1.2%
% of Patients satisfied with the dentistry they have received	1	1	N/A	93.3%	93.1%	92.8%
% of Patients satisfied with the time they had to wait for an appointment	1	1	N/A	90.4%	89.5%	88.7%

* This is based on patients treated on this contract for their most recent course of treatment. Figures in italics indicate the base number of FP17s or Patient Questionnaire responses are less than 100. N/A is shown where the base number of responses is less than 10 during the period. % is calculated as Quantity/Base number*100

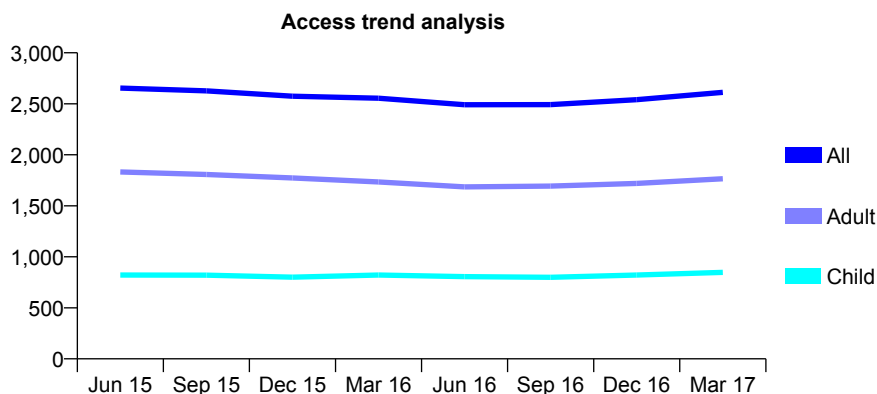
Q49 - Vital Signs At a Glance Contract Report for 193372/0001 - Year end March 2017

Name or company name	Alistair Bartlett Dental Practice Limited
Contract type name	GDS Contract
Purpose of contract	General
Contract start date	01/08/2012
Contract end date	

16/17 Contracted general activity (UDA)	7,887
Carry forward general activity (UDA)	18
16/17 Contracted orthodontic activity (UOA)	0
Carry forward orthodontic activity (UOA)	0
Baseline contract value	£200,079.00

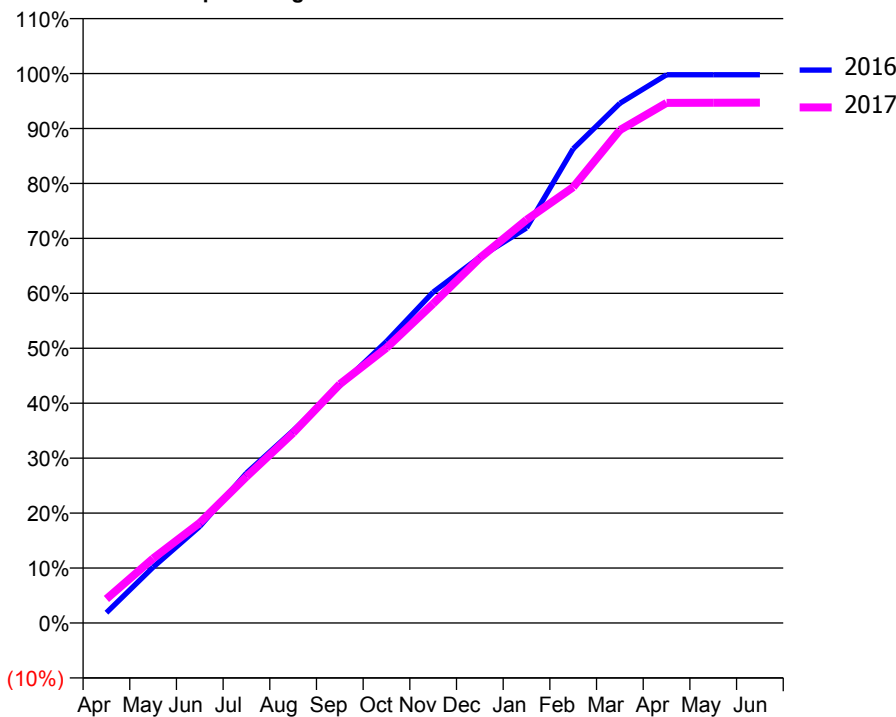
ACCESS*

Patients seen in 24 months	Total	Change since previous quarter
Quarter ending March 2016	2,555	
Quarter ending June 2016	2,491	↓
Quarter ending September 2016	2,492	→
Quarter ending December 2016	2,541	→
Quarter ending March 2017	2,613	↑
Variance since March 2016	2.3%	↑



ACTIVITY

Cumulative percentage of contracted UDA delivered 2016 & 2017



Adjusted Scheduled Activity (UDA)

Month	2016	2017
April	148	346
May	802	927
June	1,387	1,438
July	2,153	2,100
August	2,762	2,728
September	3,405	3,429
October	4,042	3,949
November	4,749	4,582
December	5,253	5,240
January	5,671	5,786
February	6,808	6,256
March	7,459	7,075
April	7,869	7,465
May	7,869	7,468
June	7,869	7,469

QUALITY

	Quantity	Base Number	Contract	AT	Region	England
% of FP17s for the same patient ID Re-attending within 3 months - Children	100	1,281	7.8%	11.5%	13.3%	12.3%
% of FP17s for the same patient ID Re-attending within 3 months - Adults	332	2,501	13.3%	15.6%	17.3%	16.7%
% of FP17s for the same patient ID Re-attending between 3 & 9 months - Children	781	1,281	61.0%	57.3%	58.9%	57.6%
% of FP17s for the same patient ID Re-attending between 3 & 9 months - Adults	1,440	2,501	57.6%	52.0%	52.2%	50.1%
% of FP17s for Band 1 Urgent Courses	249	3,782	6.6%	8.2%	9.2%	9.1%
% of FP17s Relating to Free Repair or Replacements	27	3,782	0.7%	1.2%	1.0%	0.8%
% of FP17s Relating to Continuations	20	3,782	0.5%	1.6%	1.4%	1.2%
% of Patients satisfied with the dentistry they have received	4	4	N/A	93.3%	93.1%	92.8%
% of Patients satisfied with the time they had to wait for an appointment	4	4	N/A	90.4%	89.5%	88.7%

* This is based on patients treated on this contract for their most recent course of treatment. Figures in italics indicate the base number of FP17s or Patient Questionnaire responses are less than 100. N/A is shown where the base number of responses is less than 10 during the period. % is calculated as Quantity/Base number*100

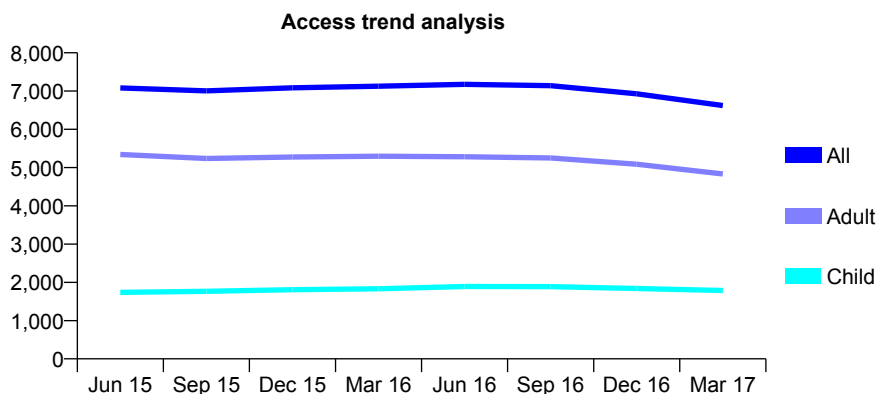
Q49 - Vital Signs At a Glance Contract Report for 193372/0002 - Year end March 2017

Name or company name	Alistair Bartlett Dental Practice Limited
Contract type name	GDS Contract
Purpose of contract	General
Contract start date	01/08/2012
Contract end date	

16/17 Contracted general activity (UDA)	19,000
Carry forward general activity (UDA)	-193
16/17 Contracted orthodontic activity (UOA)	0
Carry forward orthodontic activity (UOA)	0
Baseline contract value	£520,975.61

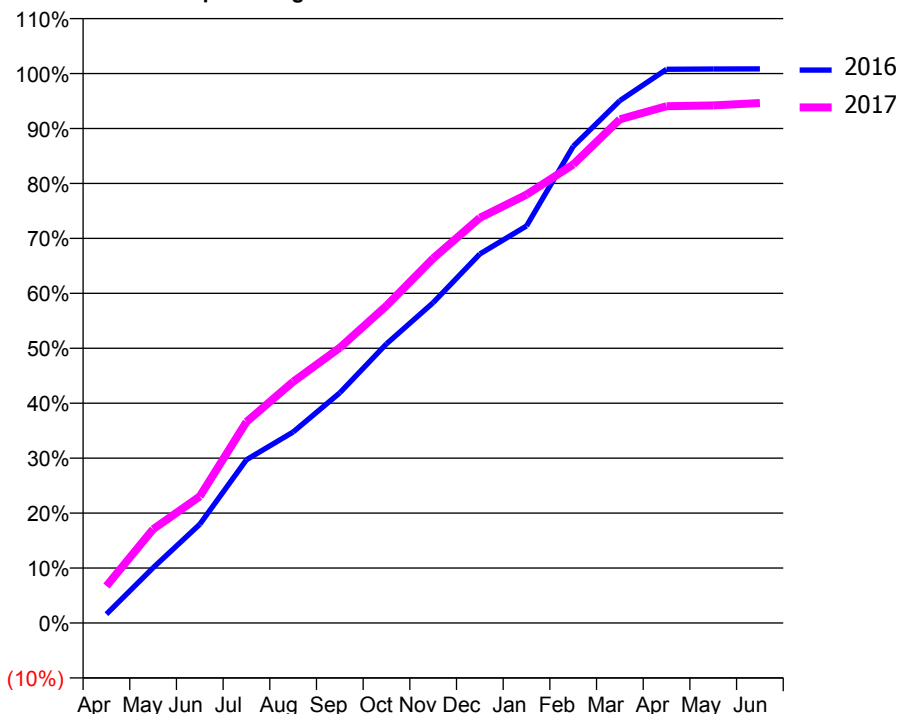
ACCESS*

Patients seen in 24 months	Total	Change since previous quarter
Quarter ending March 2016	7,127	
Quarter ending June 2016	7,175	→
Quarter ending September 2016	7,141	→
Quarter ending December 2016	6,927	↓
Quarter ending March 2017	6,620	↓
Variance since March 2016	(7.1%)	↓



ACTIVITY

Cumulative percentage of contracted UDA delivered 2016 & 2017



Adjusted Scheduled Activity (UDA)

Month	2016	2017
April	372	1,280
May	2,306	3,245
June	4,113	4,378
July	6,807	6,954
August	7,960	8,342
September	9,594	9,517
October	11,632	10,970
November	13,353	12,606
December	15,378	14,011
January	16,547	14,814
February	19,867	15,853
March	21,775	17,416
April	23,076	17,868
May	23,086	17,895
June	23,095	17,978

QUALITY

	Quantity	Base Number	Contract	AT	Region	England
% of FP17s for the same patient ID Re-attending within 3 months - Children	315	2,585	12.2%	11.5%	13.3%	12.3%
% of FP17s for the same patient ID Re-attending within 3 months - Adults	1,108	6,157	18.0%	15.6%	17.3%	16.7%
% of FP17s for the same patient ID Re-attending between 3 & 9 months - Children	1,370	2,585	53.0%	57.3%	58.9%	57.6%
% of FP17s for the same patient ID Re-attending between 3 & 9 months - Adults	3,196	6,157	51.9%	52.0%	52.2%	50.1%
% of FP17s for Band 1 Urgent Courses	715	8,426	8.5%	8.2%	9.2%	9.1%
% of FP17s Relating to Free Repair or Replacements	174	8,426	2.1%	1.2%	1.0%	0.8%
% of FP17s Relating to Continuations	117	8,426	1.4%	1.6%	1.4%	1.2%
% of Patients satisfied with the dentistry they have received	2	4	N/A	93.3%	93.1%	92.8%
% of Patients satisfied with the time they had to wait for an appointment	3	4	N/A	90.4%	89.5%	88.7%

* This is based on patients treated on this contract for their most recent course of treatment. Figures in italics indicate the base number of FP17s or Patient Questionnaire responses are less than 100. N/A is shown where the base number of responses is less than 10 during the period. % is calculated as Quantity/Base number*100

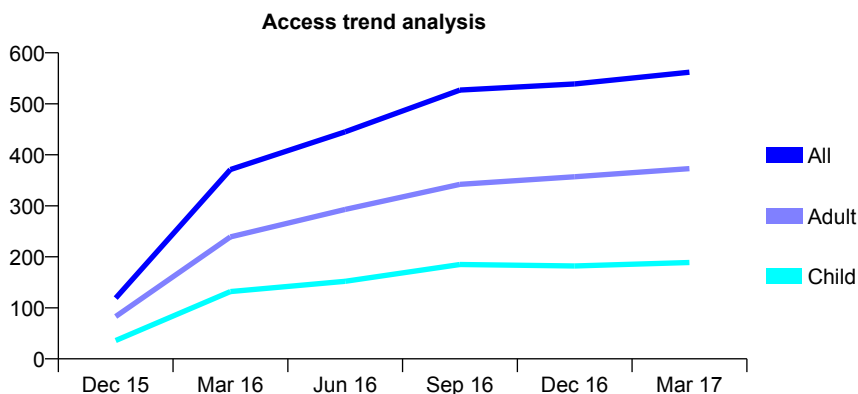
Q49 - Vital Signs At a Glance Contract Report for 194948/0001 - Year end March 2017

Name or company name	Wessington Way Dental Practice
Contract type name	GDS Contract
Purpose of contract	General
Contract start date	01/10/2015
Contract end date	

16/17 Contracted general activity (UDA)	2,400
Carry forward general activity (UDA)	0
16/17 Contracted orthodontic activity (UOA)	0
Carry forward orthodontic activity (UOA)	0
Baseline contract value	£58,960.40

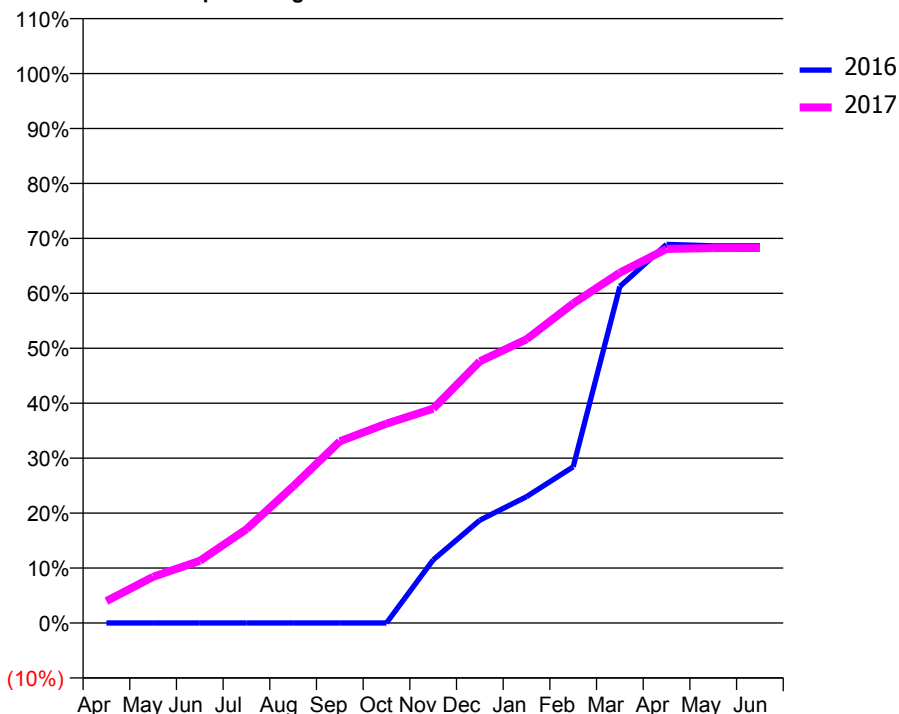
ACCESS*

Patients seen in 24 months	Total	Change since previous quarter
Quarter ending March 2016	371	
Quarter ending June 2016	445	↑
Quarter ending September 2016	527	↑
Quarter ending December 2016	539	↑
Quarter ending March 2017	562	↑
Variance since March 2016	51.5%	↑



ACTIVITY

Cumulative percentage of contracted UDA delivered 2016 & 2017



Month	Adjusted Scheduled Activity (UDA)	
	2016	2017
April	0	96
May	0	202
June	0	272
July	0	410
August	0	597
September	0	794
October	0	871
November	138	936
December	225	1,143
January	276	1,239
February	341	1,396
March	735	1,530
April	827	1,634
May	824	1,637
June	824	1,638

QUALITY

	Quantity	Base Number	Contract	AT	Region	England
% of FP17s for the same patient ID Re-attending within 3 months - Children	24	336	7.1%	11.5%	13.3%	12.3%
% of FP17s for the same patient ID Re-attending within 3 months - Adults	87	630	13.8%	15.6%	17.3%	16.7%
% of FP17s for the same patient ID Re-attending between 3 & 9 months - Children	180	336	53.6%	57.3%	58.9%	57.6%
% of FP17s for the same patient ID Re-attending between 3 & 9 months - Adults	360	630	57.1%	52.0%	52.2%	50.1%
% of FP17s for Band 1 Urgent Courses	71	974	7.3%	8.2%	9.2%	9.1%
% of FP17s Relating to Free Repair or Replacements	7	974	0.7%	1.2%	1.0%	0.8%
% of FP17s Relating to Continuations	11	974	1.1%	1.6%	1.4%	1.2%
% of Patients satisfied with the dentistry they have received	1	1	N/A	93.3%	93.1%	92.8%
% of Patients satisfied with the time they had to wait for an appointment	1	1	N/A	90.4%	89.5%	88.7%

* This is based on patients treated on this contract for their most recent course of treatment. Figures in italics indicate the base number of FP17s or Patient Questionnaire responses are less than 100. N/A is shown where the base number of responses is less than 10 during the period. % is calculated as Quantity/Base number*100

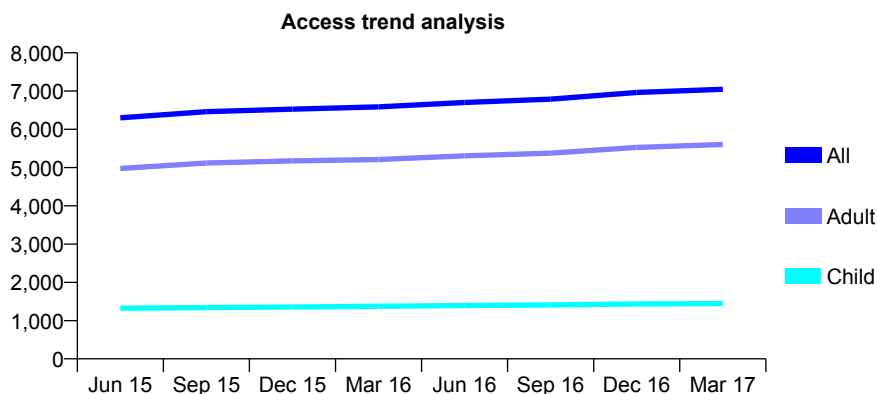
Q49 - Vital Signs At a Glance Contract Report for 196851/0001 - Year end March 2017

Name or company name	Low Fell Dental Practice
Contract type name	GDS Contract
Purpose of contract	General
Contract start date	01/10/2013
Contract end date	

16/17 Contracted general activity (UDA)	25,488
Carry forward general activity (UDA)	0
16/17 Contracted orthodontic activity (UOA)	0
Carry forward orthodontic activity (UOA)	0
Baseline contract value	£738,814.24

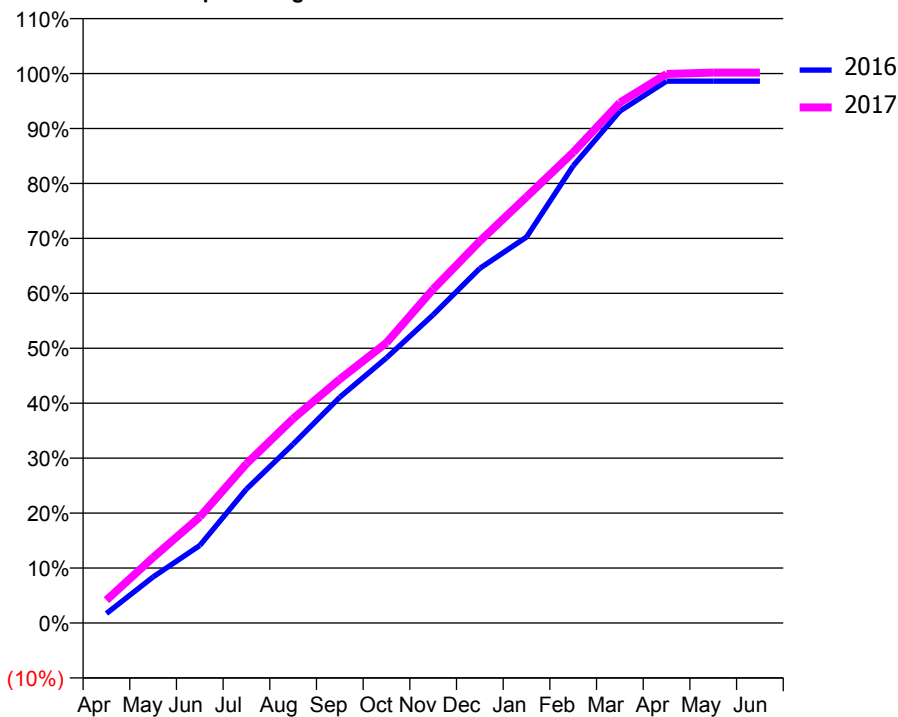
ACCESS*

Patients seen in 24 months	Total	Change since previous quarter
Quarter ending March 2016	6,586	
Quarter ending June 2016	6,700	→
Quarter ending September 2016	6,787	→
Quarter ending December 2016	6,962	↑
Quarter ending March 2017	7,048	→
Variance since March 2016	7.0%	↑



ACTIVITY

Cumulative percentage of contracted UDA delivered 2016 & 2017



Adjusted Scheduled Activity (UDA)

Month	2016	2017
April	437	1,063
May	2,118	3,040
June	3,563	4,920
July	6,154	7,391
August	8,217	9,481
September	10,372	11,308
October	12,176	13,000
November	14,154	15,483
December	16,288	17,714
January	17,723	19,766
February	20,994	21,828
March	23,505	24,135
April	24,882	25,468
May	24,887	25,526
June	24,887	25,527

QUALITY

	Quantity	Base Number	Contract	AT	Region	England
% of FP17s for the same patient ID Re-attending within 3 months - Children	137	2,419	5.7%	11.5%	13.3%	12.3%
% of FP17s for the same patient ID Re-attending within 3 months - Adults	1,102	8,863	12.4%	15.6%	17.3%	16.7%
% of FP17s for the same patient ID Re-attending between 3 & 9 months - Children	1,724	2,419	71.3%	57.3%	58.9%	57.6%
% of FP17s for the same patient ID Re-attending between 3 & 9 months - Adults	5,910	8,863	66.7%	52.0%	52.2%	50.1%
% of FP17s for Band 1 Urgent Courses	645	11,305	5.7%	8.2%	9.2%	9.1%
% of FP17s Relating to Free Repair or Replacements	89	11,305	0.8%	1.2%	1.0%	0.8%
% of FP17s Relating to Continuations	213	11,305	1.9%	1.6%	1.4%	1.2%
% of Patients satisfied with the dentistry they have received	11	12	91.7%	93.3%	93.1%	92.8%
% of Patients satisfied with the time they had to wait for an appointment	12	12	100.0%	90.4%	89.5%	88.7%

* This is based on patients treated on this contract for their most recent course of treatment. Figures in italics indicate the base number of FP17s or Patient Questionnaire responses are less than 100. N/A is shown where the base number of responses is less than 10 during the period. % is calculated as Quantity/Base number*100

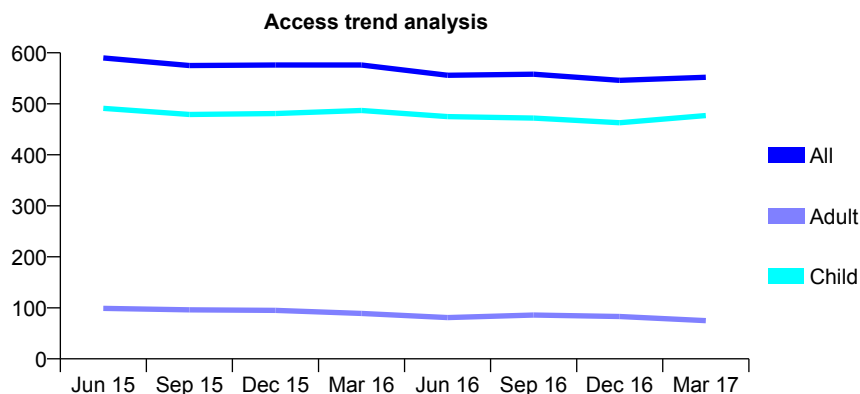
Q49 - Vital Signs At a Glance Contract Report for 203947/0001 - Year end March 2017

Name or company name	Campbell and Wilson Dental Practice
Contract type name	GDS Contract
Purpose of contract	General
Contract start date	01/07/2012
Contract end date	

16/17 Contracted general activity (UDA)	1,839
Carry forward general activity (UDA)	0
16/17 Contracted orthodontic activity (UOA)	0
Carry forward orthodontic activity (UOA)	0
Baseline contract value	£43,485.01

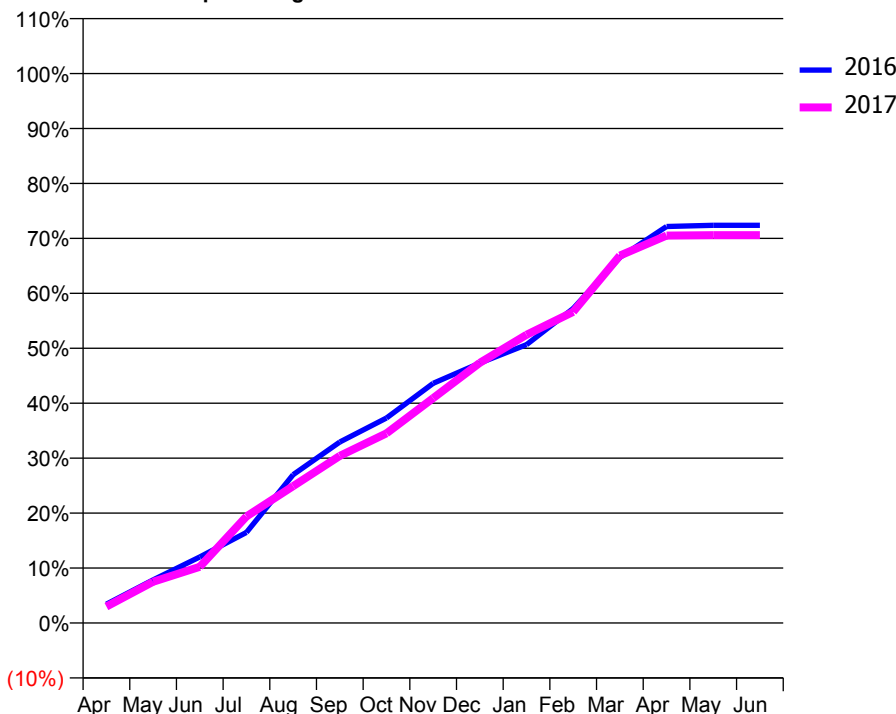
ACCESS*

Patients seen in 24 months	Total	Change since previous quarter
Quarter ending March 2016	576	
Quarter ending June 2016	556	↓
Quarter ending September 2016	558	→
Quarter ending December 2016	546	↓
Quarter ending March 2017	552	→
Variance since March 2016	(4.2%)	↓



ACTIVITY

Cumulative percentage of contracted UDA delivered 2016 & 2017



Adjusted Scheduled Activity (UDA)

Month	2016	2017
April	63	55
May	144	138
June	221	188
July	303	357
August	497	458
September	606	559
October	686	635
November	802	753
December	870	871
January	931	965
February	1,053	1,041
March	1,223	1,230
April	1,327	1,297
May	1,331	1,298
June	1,331	1,298

QUALITY

	Quantity	Base Number	Contract	AT	Region	England
% of FP17s for the same patient ID Re-attending within 3 months - Children	132	988	13.4%	11.5%	13.3%	12.3%
% of FP17s for the same patient ID Re-attending within 3 months - Adults	3	14	21.4%	15.6%	17.3%	16.7%
% of FP17s for the same patient ID Re-attending between 3 & 9 months - Children	685	988	69.3%	57.3%	58.9%	57.6%
% of FP17s for the same patient ID Re-attending between 3 & 9 months - Adults	9	14	64.3%	52.0%	52.2%	50.1%
% of FP17s for Band 1 Urgent Courses	14	972	1.4%	8.2%	9.2%	9.1%
% of FP17s Relating to Free Repair or Replacements	0	972	0.0%	1.2%	1.0%	0.8%
% of FP17s Relating to Continuations	12	972	1.2%	1.6%	1.4%	1.2%
% of Patients satisfied with the dentistry they have received	0	0	N/A	93.3%	93.1%	92.8%
% of Patients satisfied with the time they had to wait for an appointment	0	0	N/A	90.4%	89.5%	88.7%

* This is based on patients treated on this contract for their most recent course of treatment. Figures in italics indicate the base number of FP17s or Patient Questionnaire responses are less than 100. N/A is shown where the base number of responses is less than 10 during the period. % is calculated as Quantity/Base number*100

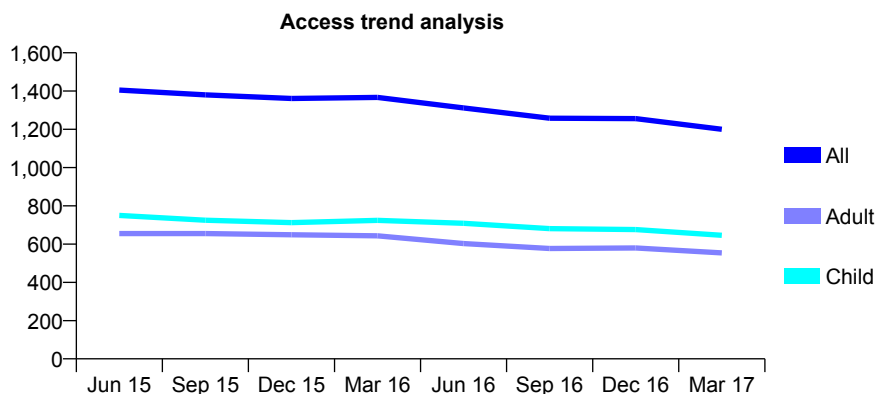
Q49 - Vital Signs At a Glance Contract Report for 209503/0001 - Year end March 2017

Name or company name	MRS AE PASS
Contract type name	GDS Contract
Purpose of contract	General
Contract start date	01/04/2006
Contract end date	

16/17 Contracted general activity (UDA)	3,700
Carry forward general activity (UDA)	0
16/17 Contracted orthodontic activity (UOA)	0
Carry forward orthodontic activity (UOA)	0
Baseline contract value	£79,859.94

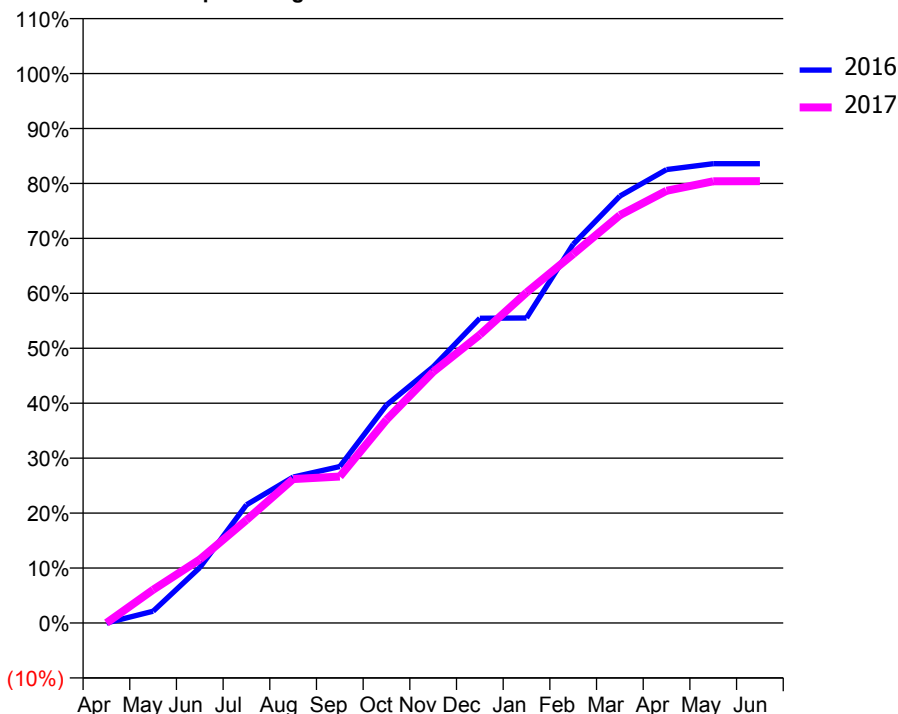
ACCESS*

Patients seen in 24 months	Total	Change since previous quarter
Quarter ending March 2016	1,367	
Quarter ending June 2016	1,312	↓
Quarter ending September 2016	1,258	↓
Quarter ending December 2016	1,256	→
Quarter ending March 2017	1,200	↓
Variance since March 2016	(12.2%)	↓



ACTIVITY

Cumulative percentage of contracted UDA delivered 2016 & 2017



Month	Adjusted Scheduled Activity (UDA)	
	2016	2017
April	0	0
May	95	224
June	444	427
July	946	694
August	1,168	969
September	1,253	987
October	1,746	1,369
November	2,051	1,691
December	2,440	1,941
January	2,442	2,225
February	3,033	2,484
March	3,418	2,746
April	3,631	2,910
May	3,677	2,974
June	3,677	2,975

QUALITY

	Quantity	Base Number	Contract	AT	Region	England
% of FP17s for the same patient ID Re-attending within 3 months - Children	79	1,002	7.9%	11.5%	13.3%	12.3%
% of FP17s for the same patient ID Re-attending within 3 months - Adults	171	690	24.8%	15.6%	17.3%	16.7%
% of FP17s for the same patient ID Re-attending between 3 & 9 months - Children	638	1,002	63.7%	57.3%	58.9%	57.6%
% of FP17s for the same patient ID Re-attending between 3 & 9 months - Adults	362	690	52.5%	52.0%	52.2%	50.1%
% of FP17s for Band 1 Urgent Courses	76	1,672	4.5%	8.2%	9.2%	9.1%
% of FP17s Relating to Free Repair or Replacements	2	1,672	0.1%	1.2%	1.0%	0.8%
% of FP17s Relating to Continuations	0	1,672	0.0%	1.6%	1.4%	1.2%
% of Patients satisfied with the dentistry they have received	1	1	N/A	93.3%	93.1%	92.8%
% of Patients satisfied with the time they had to wait for an appointment	1	1	N/A	90.4%	89.5%	88.7%

* This is based on patients treated on this contract for their most recent course of treatment. Figures in italics indicate the base number of FP17s or Patient Questionnaire responses are less than 100. N/A is shown where the base number of responses is less than 10 during the period. % is calculated as Quantity/Base number*100

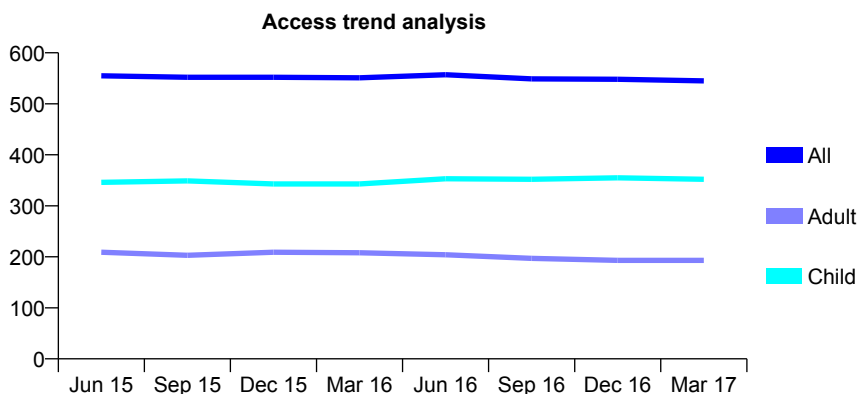
Q49 - Vital Signs At a Glance Contract Report for 213756/0002 - Year end March 2017

Name or company name	Lismore House Dental Care
Contract type name	GDS Contract
Purpose of contract	General
Contract start date	26/12/2012
Contract end date	

16/17 Contracted general activity (UDA)	1,300
Carry forward general activity (UDA)	0
16/17 Contracted orthodontic activity (UOA)	0
Carry forward orthodontic activity (UOA)	0
Baseline contract value	£30,740.91

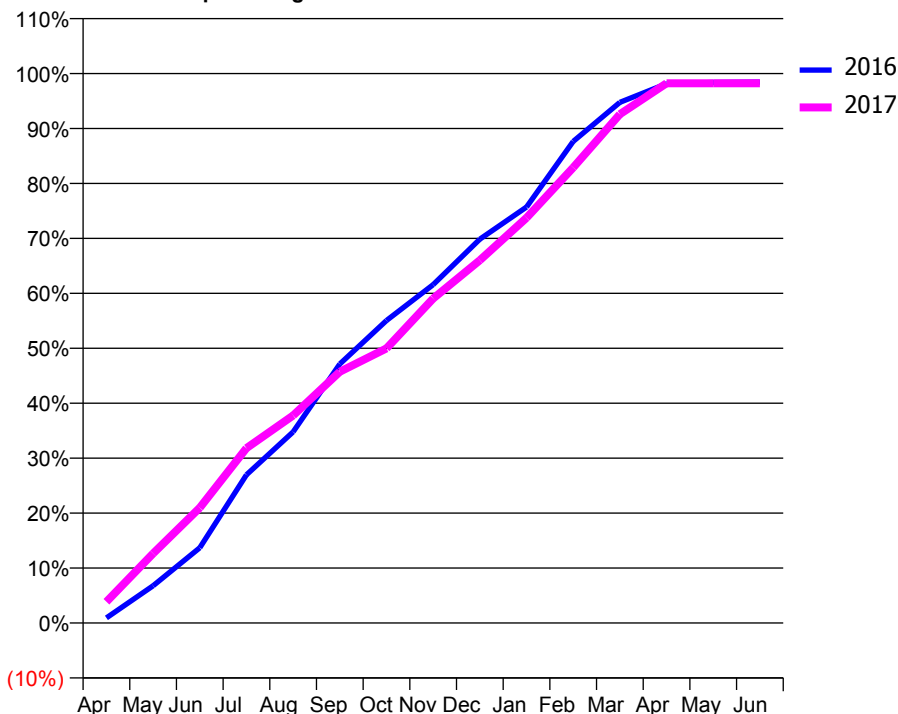
ACCESS*

Patients seen in 24 months	Total	Change since previous quarter
Quarter ending March 2016	551	
Quarter ending June 2016	557	→
Quarter ending September 2016	549	↓
Quarter ending December 2016	548	→
Quarter ending March 2017	545	→
Variance since March 2016	(1.1%)	↓



ACTIVITY

Cumulative percentage of contracted UDA delivered 2016 & 2017



Month	Adjusted Scheduled Activity (UDA)	
	2016	2017
April	12	50
May	88	165
June	178	273
July	351	414
August	452	491
September	613	594
October	716	650
November	801	768
December	908	858
January	984	959
February	1,139	1,077
March	1,232	1,204
April	1,276	1,277
May	1,279	1,277
June	1,280	1,277

QUALITY

	Quantity	Base Number	Contract	AT	Region	England
% of FP17s for the same patient ID Re-attending within 3 months - Children	49	643	7.6%	11.5%	13.3%	12.3%
% of FP17s for the same patient ID Re-attending within 3 months - Adults	20	212	9.4%	15.6%	17.3%	16.7%
% of FP17s for the same patient ID Re-attending between 3 & 9 months - Children	468	643	72.8%	57.3%	58.9%	57.6%
% of FP17s for the same patient ID Re-attending between 3 & 9 months - Adults	130	212	61.3%	52.0%	52.2%	50.1%
% of FP17s for Band 1 Urgent Courses	34	838	4.1%	8.2%	9.2%	9.1%
% of FP17s Relating to Free Repair or Replacements	0	838	0.0%	1.2%	1.0%	0.8%
% of FP17s Relating to Continuations	0	838	0.0%	1.6%	1.4%	1.2%
% of Patients satisfied with the dentistry they have received	0	0	N/A	93.3%	93.1%	92.8%
% of Patients satisfied with the time they had to wait for an appointment	0	0	N/A	90.4%	89.5%	88.7%

* This is based on patients treated on this contract for their most recent course of treatment. Figures in italics indicate the base number of FP17s or Patient Questionnaire responses are less than 100. N/A is shown where the base number of responses is less than 10 during the period. % is calculated as Quantity/Base number*100

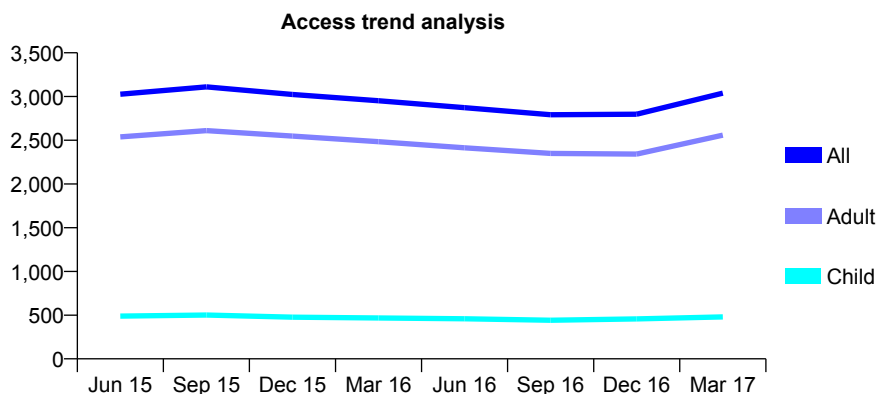
Q49 - Vital Signs At a Glance Contract Report for 214329/0001 - Year end March 2017

Name or company name	Castlegate Dental Practice Partnership
Contract type name	GDS Contract
Purpose of contract	General
Contract start date	01/04/2006
Contract end date	

16/17 Contracted general activity (UDA)	10,700
Carry forward general activity (UDA)	0
16/17 Contracted orthodontic activity (UOA)	0
Carry forward orthodontic activity (UOA)	0
Baseline contract value	£238,013.37

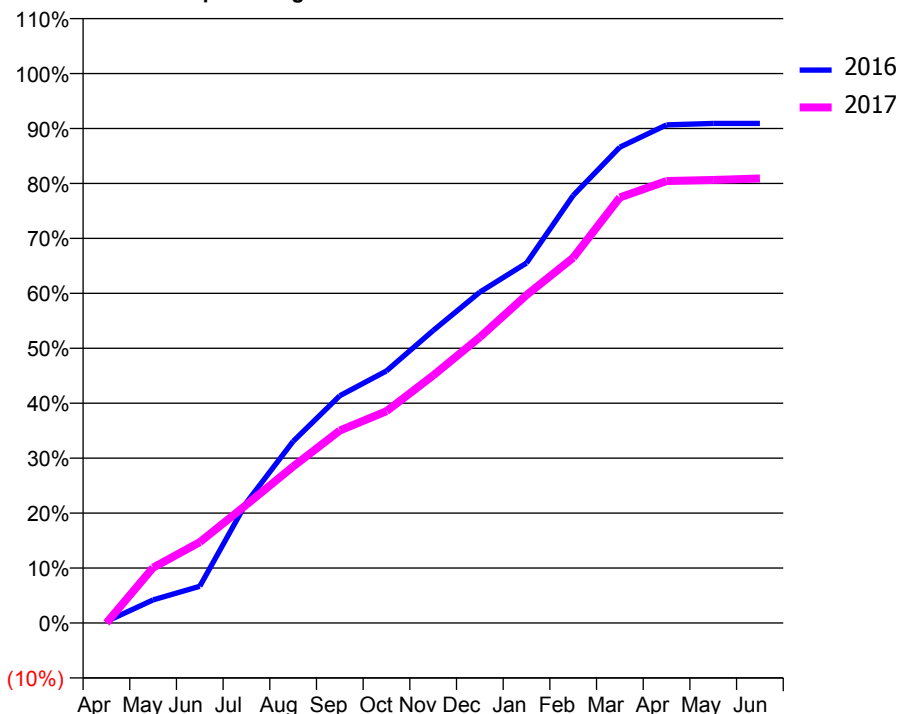
ACCESS*

Patients seen in 24 months	Total	Change since previous quarter
Quarter ending March 2016	2,952	
Quarter ending June 2016	2,872	↓
Quarter ending September 2016	2,791	↓
Quarter ending December 2016	2,797	→
Quarter ending March 2017	3,038	↑
Variance since March 2016	2.9%	↑



ACTIVITY

Cumulative percentage of contracted UDA delivered 2016 & 2017



Month	Adjusted Scheduled Activity (UDA)	
	2016	2017
April	30	0
May	450	1,079
June	714	1,575
July	2,347	2,303
August	3,537	3,047
September	4,425	3,748
October	4,908	4,125
November	5,694	4,821
December	6,443	5,565
January	7,009	6,386
February	8,325	7,114
March	9,267	8,286
April	9,700	8,606
May	9,729	8,627
June	9,729	8,654

QUALITY

	Quantity	Base Number	Contract	AT	Region	England
% of FP17s for the same patient ID Re-attending within 3 months - Children	12	608	2.0%	11.5%	13.3%	12.3%
% of FP17s for the same patient ID Re-attending within 3 months - Adults	269	3,352	8.0%	15.6%	17.3%	16.7%
% of FP17s for the same patient ID Re-attending between 3 & 9 months - Children	297	608	48.8%	57.3%	58.9%	57.6%
% of FP17s for the same patient ID Re-attending between 3 & 9 months - Adults	2,008	3,352	59.9%	52.0%	52.2%	50.1%
% of FP17s for Band 1 Urgent Courses	282	3,914	7.2%	8.2%	9.2%	9.1%
% of FP17s Relating to Free Repair or Replacements	12	3,914	0.3%	1.2%	1.0%	0.8%
% of FP17s Relating to Continuations	20	3,914	0.5%	1.6%	1.4%	1.2%
% of Patients satisfied with the dentistry they have received	3	3	N/A	93.3%	93.1%	92.8%
% of Patients satisfied with the time they had to wait for an appointment	3	3	N/A	90.4%	89.5%	88.7%

* This is based on patients treated on this contract for their most recent course of treatment. Figures in italics indicate the base number of FP17s or Patient Questionnaire responses are less than 100. N/A is shown where the base number of responses is less than 10 during the period. % is calculated as Quantity/Base number*100

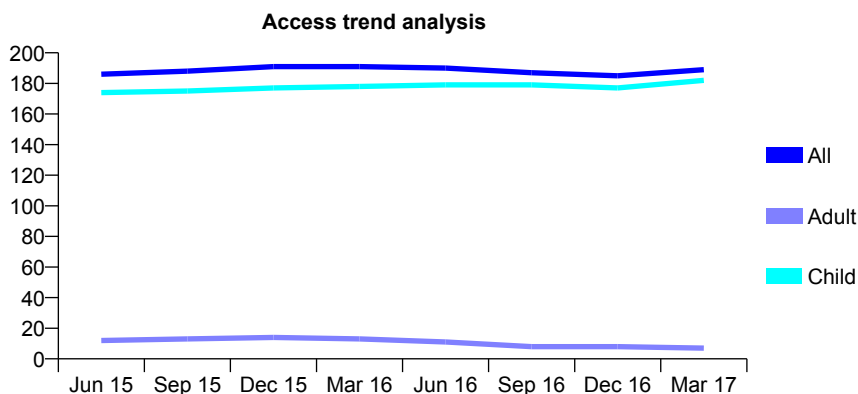
Q49 - Vital Signs At a Glance Contract Report for 214922/0001 - Year end March 2017

Name or company name	MISS AL DAVIDSON
Contract type name	GDS Contract
Purpose of contract	General and Orthodontic
Contract start date	01/04/2006
Contract end date	

16/17 Contracted general activity (UDA)	650
Carry forward general activity (UDA)	20
16/17 Contracted orthodontic activity (UOA)	33
Carry forward orthodontic activity (UOA)	0
Baseline contract value	£21,230.84

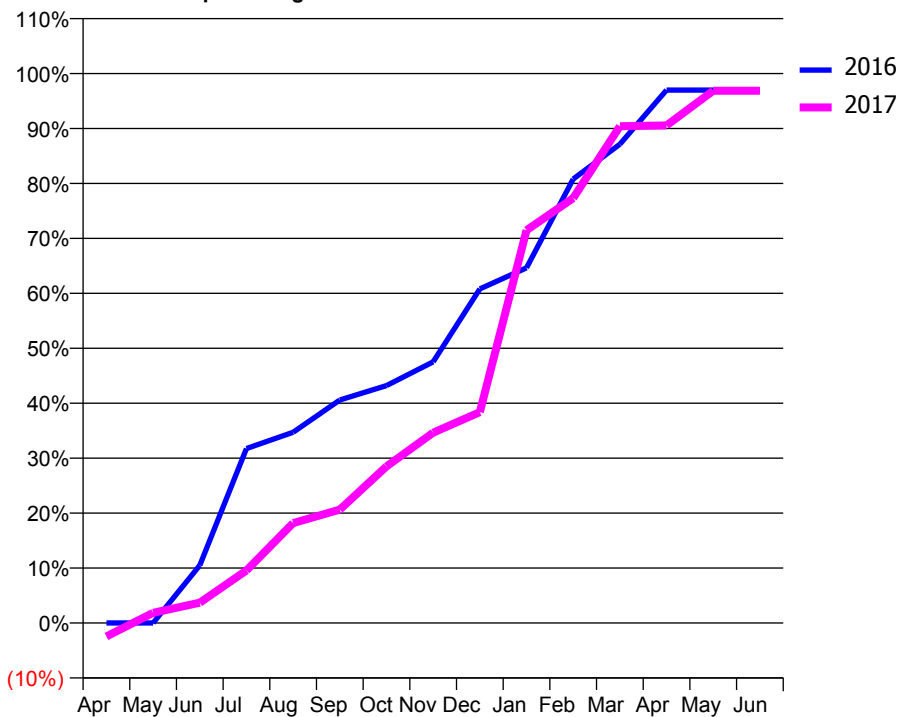
ACCESS*

Patients seen in 24 months	Total	Change since previous quarter
Quarter ending March 2016	191	
Quarter ending June 2016	190	→
Quarter ending September 2016	187	↓
Quarter ending December 2016	185	↓
Quarter ending March 2017	189	↑
Variance since March 2016	(1.0%)	↓



ACTIVITY

Cumulative percentage of contracted UDA delivered 2016 & 2017



Adjusted Scheduled Activity (UDA)

Month	2016	2017
April	0	-16
May	0	12
June	68	24
July	206	62
August	226	118
September	264	134
October	281	185
November	309	225
December	395	249
January	420	465
February	525	503
March	566	588
April	630	589
May	630	630
June	630	630

QUALITY

	Quantity	Base Number	Contract	AT	Region	England
% of FP17s for the same patient ID Re-attending within 3 months - Children	27	422	6.4%	11.5%	13.3%	12.3%
% of FP17s for the same patient ID Re-attending within 3 months - Adults	0	0	N/A	15.6%	17.3%	16.7%
% of FP17s for the same patient ID Re-attending between 3 & 9 months - Children	289	422	68.5%	57.3%	58.9%	57.6%
% of FP17s for the same patient ID Re-attending between 3 & 9 months - Adults	0	0	N/A	52.0%	52.2%	50.1%
% of FP17s for Band 1 Urgent Courses	3	289	1.0%	8.2%	9.2%	9.1%
% of FP17s Relating to Free Repair or Replacements	0	289	0.0%	1.2%	1.0%	0.8%
% of FP17s Relating to Continuations	4	289	1.4%	1.6%	1.4%	1.2%
% of Patients satisfied with the dentistry they have received	0	0	N/A	93.3%	93.1%	92.8%
% of Patients satisfied with the time they had to wait for an appointment	0	0	N/A	90.4%	89.5%	88.7%

* This is based on patients treated on this contract for their most recent course of treatment. Figures in italics indicate the base number of FP17s or Patient Questionnaire responses are less than 100. N/A is shown where the base number of responses is less than 10 during the period. % is calculated as Quantity/Base number*100

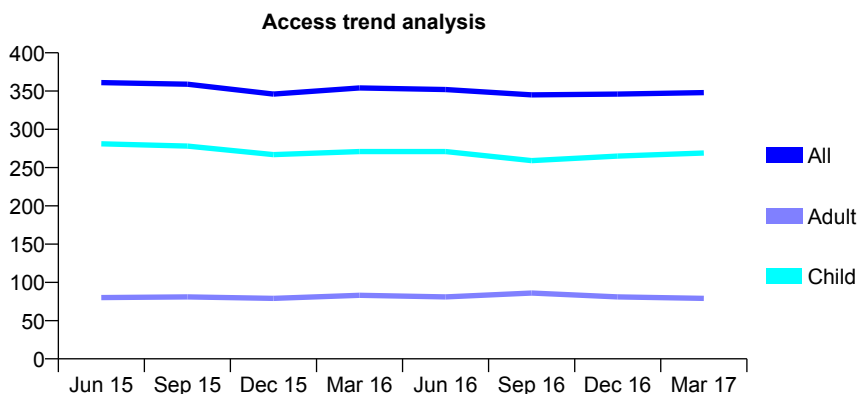
Q49 - Vital Signs At a Glance Contract Report for 215031/0001 - Year end March 2017

Name or company name	MR RJ GOVAN
Contract type name	GDS Contract
Purpose of contract	General and Orthodontic
Contract start date	01/04/2006
Contract end date	

16/17 Contracted general activity (UDA)	1,100
Carry forward general activity (UDA)	0
16/17 Contracted orthodontic activity (UOA)	442
Carry forward orthodontic activity (UOA)	-15
Baseline contract value	£46,833.02

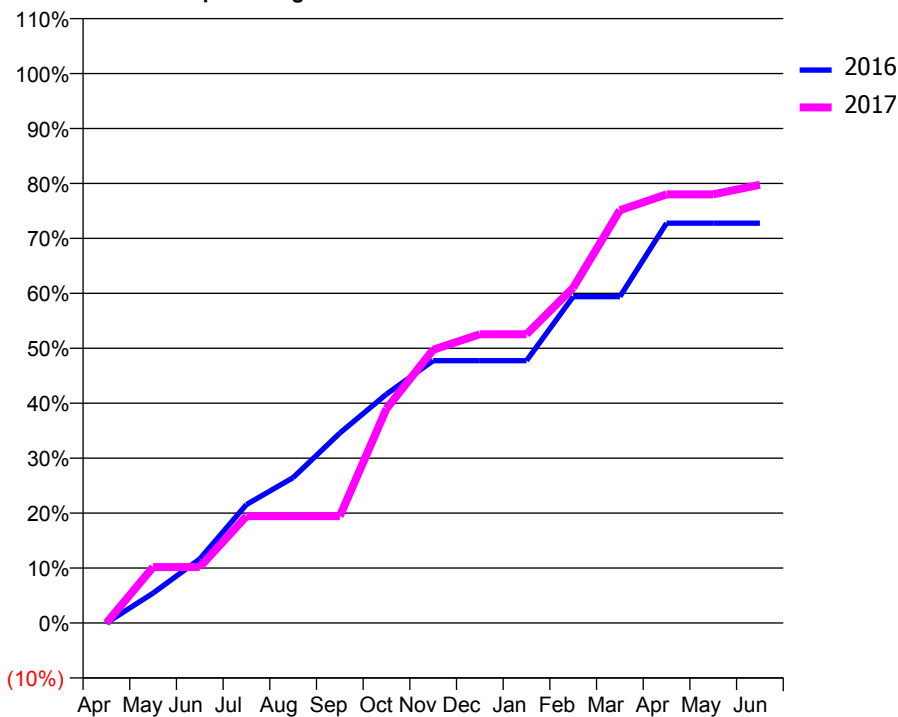
ACCESS*

Patients seen in 24 months	Total	Change since previous quarter
Quarter ending March 2016	354	
Quarter ending June 2016	352	→
Quarter ending September 2016	345	↓
Quarter ending December 2016	346	→
Quarter ending March 2017	348	→
Variance since March 2016	(1.7%)	↓



ACTIVITY

Cumulative percentage of contracted UDA delivered 2016 & 2017



Month	Adjusted Scheduled Activity (UDA)	
	2016	2017
April	0	0
May	60	112
June	128	112
July	237	214
August	291	214
September	380	214
October	458	429
November	525	547
December	525	578
January	525	578
February	653	671
March	653	826
April	800	858
May	800	858
June	800	877

QUALITY

	Quantity	Base Number	Contract	AT	Region	England
% of FP17s for the same patient ID Re-attending within 3 months - Children	76	567	13.4%	11.5%	13.3%	12.3%
% of FP17s for the same patient ID Re-attending within 3 months - Adults	12	75	16.0%	15.6%	17.3%	16.7%
% of FP17s for the same patient ID Re-attending between 3 & 9 months - Children	347	567	61.2%	57.3%	58.9%	57.6%
% of FP17s for the same patient ID Re-attending between 3 & 9 months - Adults	44	75	58.7%	52.0%	52.2%	50.1%
% of FP17s for Band 1 Urgent Courses	1	522	0.2%	8.2%	9.2%	9.1%
% of FP17s Relating to Free Repair or Replacements	0	522	0.0%	1.2%	1.0%	0.8%
% of FP17s Relating to Continuations	0	522	0.0%	1.6%	1.4%	1.2%
% of Patients satisfied with the dentistry they have received	1	1	N/A	93.3%	93.1%	92.8%
% of Patients satisfied with the time they had to wait for an appointment	1	1	N/A	90.4%	89.5%	88.7%

* This is based on patients treated on this contract for their most recent course of treatment. Figures in italics indicate the base number of FP17s or Patient Questionnaire responses are less than 100. N/A is shown where the base number of responses is less than 10 during the period. % is calculated as Quantity/Base number*100

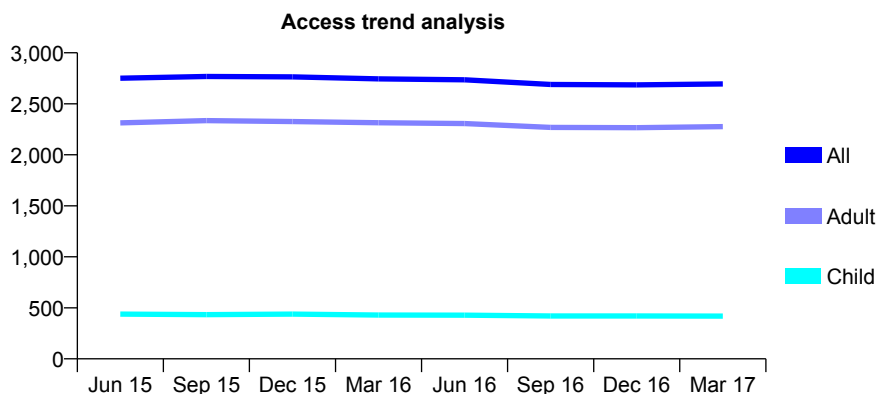
Q49 - Vital Signs At a Glance Contract Report for 218731/0001 - Year end March 2017

Name or company name	MR SD HARRISON
Contract type name	GDS Contract
Purpose of contract	General and Orthodontic
Contract start date	01/04/2006
Contract end date	

16/17 Contracted general activity (UDA)	8,954
Carry forward general activity (UDA)	212
16/17 Contracted orthodontic activity (UOA)	0
Carry forward orthodontic activity (UOA)	0
Baseline contract value	£200,746.87

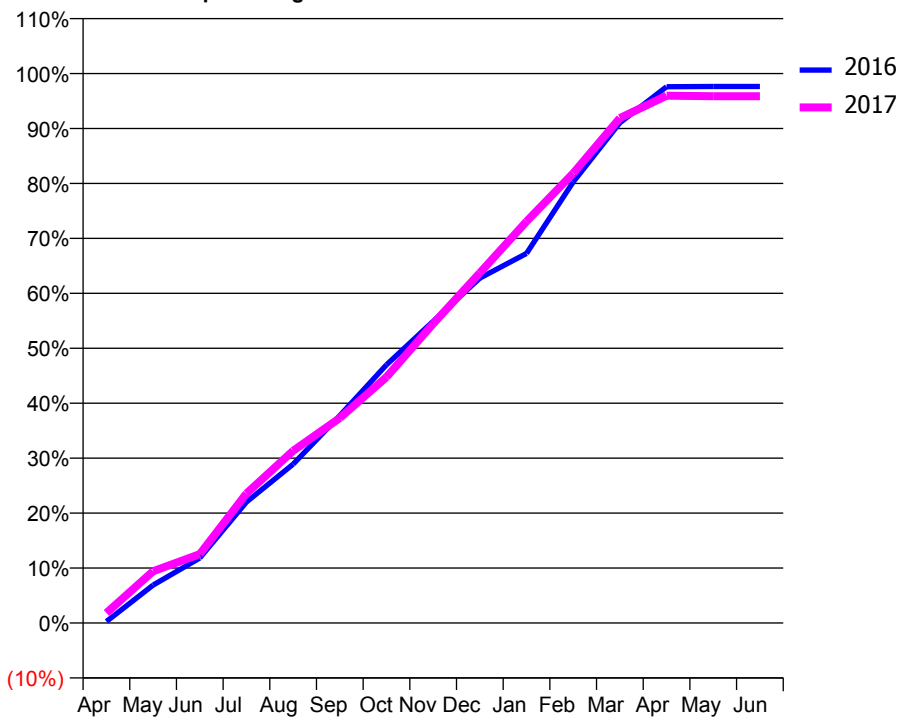
ACCESS*

Patients seen in 24 months	Total	Change since previous quarter
Quarter ending March 2016	2,744	
Quarter ending June 2016	2,735	→
Quarter ending September 2016	2,689	↓
Quarter ending December 2016	2,686	→
Quarter ending March 2017	2,695	→
Variance since March 2016	(1.8%)	↓



ACTIVITY

Cumulative percentage of contracted UDA delivered 2016 & 2017



Month	Adjusted Scheduled Activity (UDA)	
	2016	2017
April	25	163
May	619	844
June	1,059	1,121
July	1,971	2,111
August	2,588	2,805
September	3,381	3,340
October	4,208	4,008
November	4,915	4,877
December	5,621	5,705
January	6,021	6,543
February	7,187	7,328
March	8,152	8,227
April	8,738	8,592
May	8,742	8,583
June	8,742	8,583

QUALITY

	Quantity	Base Number	Contract	AT	Region	England
% of FP17s for the same patient ID Re-attending within 3 months - Children	86	734	11.7%	11.5%	13.3%	12.3%
% of FP17s for the same patient ID Re-attending within 3 months - Adults	417	3,895	10.7%	15.6%	17.3%	16.7%
% of FP17s for the same patient ID Re-attending between 3 & 9 months - Children	471	734	64.2%	57.3%	58.9%	57.6%
% of FP17s for the same patient ID Re-attending between 3 & 9 months - Adults	2,816	3,895	72.3%	52.0%	52.2%	50.1%
% of FP17s for Band 1 Urgent Courses	47	4,538	1.0%	8.2%	9.2%	9.1%
% of FP17s Relating to Free Repair or Replacements	11	4,538	0.2%	1.2%	1.0%	0.8%
% of FP17s Relating to Continuations	10	4,538	0.2%	1.6%	1.4%	1.2%
% of Patients satisfied with the dentistry they have received	14	14	100.0%	93.3%	93.1%	92.8%
% of Patients satisfied with the time they had to wait for an appointment	14	14	100.0%	90.4%	89.5%	88.7%

* This is based on patients treated on this contract for their most recent course of treatment. Figures in italics indicate the base number of FP17s or Patient Questionnaire responses are less than 100. N/A is shown where the base number of responses is less than 10 during the period. % is calculated as Quantity/Base number*100

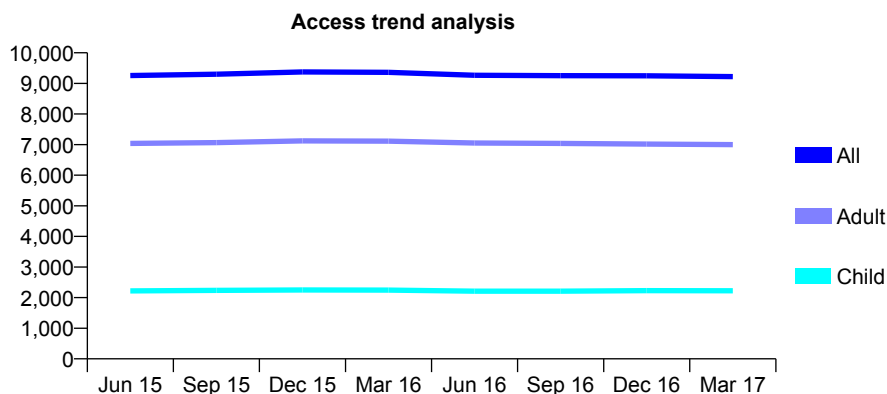
Q49 - Vital Signs At a Glance Contract Report for 219576/0001 - Year end March 2017

Name or company name	MR DJ WHITE
Contract type name	GDS Contract
Purpose of contract	General and Orthodontic
Contract start date	01/04/2006
Contract end date	

16/17 Contracted general activity (UDA)	29,904
Carry forward general activity (UDA)	-207
16/17 Contracted orthodontic activity (UOA)	100
Carry forward orthodontic activity (UOA)	0
Baseline contract value	£792,943.09

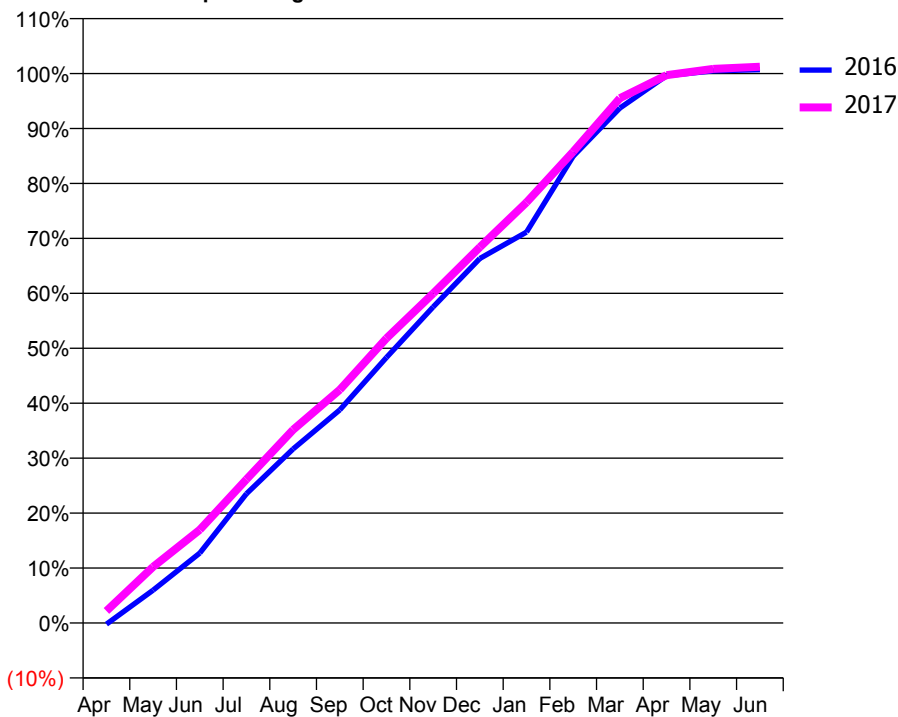
ACCESS*

Patients seen in 24 months	Total	Change since previous quarter
Quarter ending March 2016	9,360	
Quarter ending June 2016	9,267	→
Quarter ending September 2016	9,252	→
Quarter ending December 2016	9,247	→
Quarter ending March 2017	9,224	→
Variance since March 2016	(1.5%)	↓



ACTIVITY

Cumulative percentage of contracted UDA delivered 2016 & 2017



Month	Adjusted Scheduled Activity (UDA)	
	2016	2017
April	-69	654
May	1,780	3,057
June	3,783	5,074
July	6,988	7,817
August	9,408	10,520
September	11,520	12,694
October	14,357	15,495
November	17,088	17,937
December	19,700	20,451
January	21,134	22,891
February	25,235	25,649
March	27,835	28,562
April	29,585	29,818
May	29,848	30,159
June	29,911	30,270

QUALITY

	Quantity	Base Number	Contract	AT	Region	England
% of FP17s for the same patient ID Re-attending within 3 months - Children	356	3,077	11.6%	11.5%	13.3%	12.3%
% of FP17s for the same patient ID Re-attending within 3 months - Adults	2,396	10,602	22.6%	15.6%	17.3%	16.7%
% of FP17s for the same patient ID Re-attending between 3 & 9 months - Children	1,315	3,077	42.7%	57.3%	58.9%	57.6%
% of FP17s for the same patient ID Re-attending between 3 & 9 months - Adults	4,692	10,602	44.3%	52.0%	52.2%	50.1%
% of FP17s for Band 1 Urgent Courses	1,800	13,432	13.4%	8.2%	9.2%	9.1%
% of FP17s Relating to Free Repair or Replacements	489	13,432	3.6%	1.2%	1.0%	0.8%
% of FP17s Relating to Continuations	369	13,432	2.7%	1.6%	1.4%	1.2%
% of Patients satisfied with the dentistry they have received	20	20	100.0%	93.3%	93.1%	92.8%
% of Patients satisfied with the time they had to wait for an appointment	19	20	95.0%	90.4%	89.5%	88.7%

* This is based on patients treated on this contract for their most recent course of treatment. Figures in italics indicate the base number of FP17s or Patient Questionnaire responses are less than 100. N/A is shown where the base number of responses is less than 10 during the period. % is calculated as Quantity/Base number*100

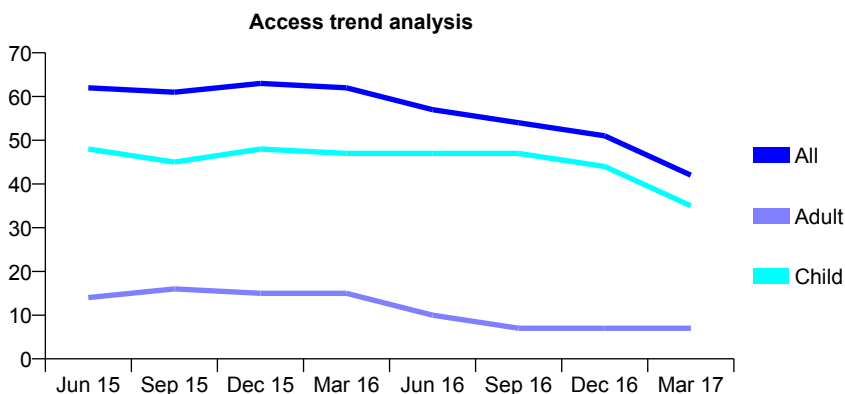
Q49 - Vital Signs At a Glance Contract Report for 219800/0001 - Year end March 2017

Name or company name	MRS GF ALLDER
Contract type name	GDS Contract
Purpose of contract	General
Contract start date	01/04/2006
Contract end date	30/09/2016

16/17 Contracted general activity (UDA)	50
Carry forward general activity (UDA)	0
16/17 Contracted orthodontic activity (UOA)	0
Carry forward orthodontic activity (UOA)	0
Baseline contract value	£1,473.76

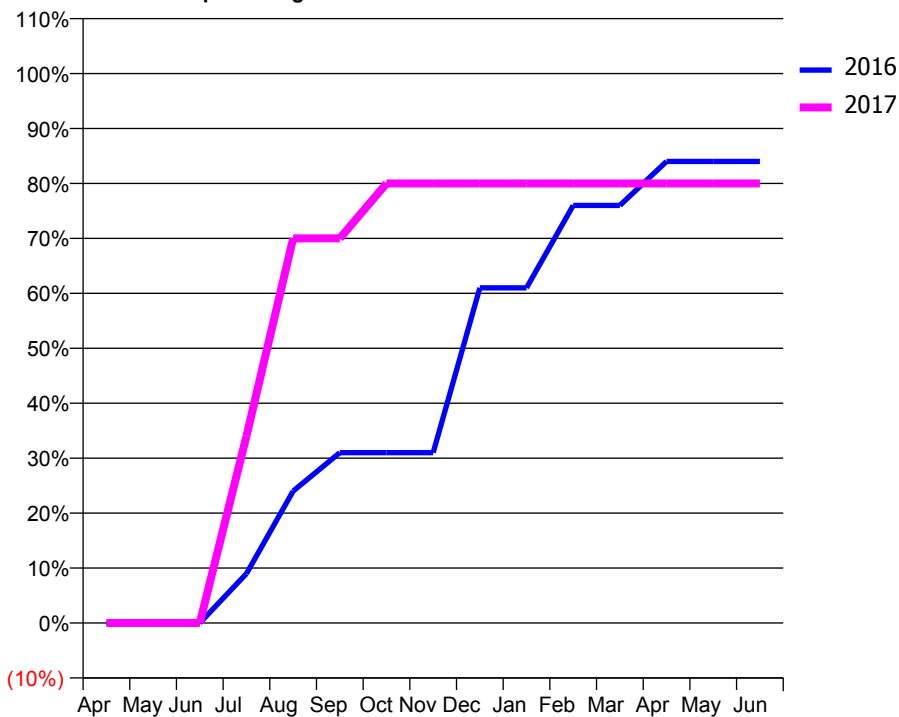
ACCESS*

Patients seen in 24 months	Total	Change since previous quarter
Quarter ending March 2016	62	
Quarter ending June 2016	57	↓
Quarter ending September 2016	54	↓
Quarter ending December 2016	51	↓
Quarter ending March 2017	42	↓
Variance since March 2016	(32.3%)	↓



ACTIVITY

Cumulative percentage of contracted UDA delivered 2016 & 2017



Month	Adjusted Scheduled Activity (UDA)	
	2016	2017
April	0	0
May	0	0
June	0	0
July	9	17
August	24	35
September	31	35
October	31	40
November	31	40
December	61	40
January	61	40
February	76	40
March	76	40
April	84	40
May	84	40
June	84	40

QUALITY

	Quantity	Base Number	Contract	AT	Region	England
% of FP17s for the same patient ID Re-attending within 3 months - Children	4	45	8.9%	11.5%	13.3%	12.3%
% of FP17s for the same patient ID Re-attending within 3 months - Adults	0	0	N/A	15.6%	17.3%	16.7%
% of FP17s for the same patient ID Re-attending between 3 & 9 months - Children	27	45	60.0%	57.3%	58.9%	57.6%
% of FP17s for the same patient ID Re-attending between 3 & 9 months - Adults	0	0	N/A	52.0%	52.2%	50.1%
% of FP17s for Band 1 Urgent Courses	0	38	0.0%	8.2%	9.2%	9.1%
% of FP17s Relating to Free Repair or Replacements	0	38	0.0%	1.2%	1.0%	0.8%
% of FP17s Relating to Continuations	0	38	0.0%	1.6%	1.4%	1.2%
% of Patients satisfied with the dentistry they have received	0	0	N/A	93.3%	93.1%	92.8%
% of Patients satisfied with the time they had to wait for an appointment	0	0	N/A	90.4%	89.5%	88.7%

* This is based on patients treated on this contract for their most recent course of treatment. Figures in italics indicate the base number of FP17s or Patient Questionnaire responses are less than 100. N/A is shown where the base number of responses is less than 10 during the period. % is calculated as Quantity/Base number*100

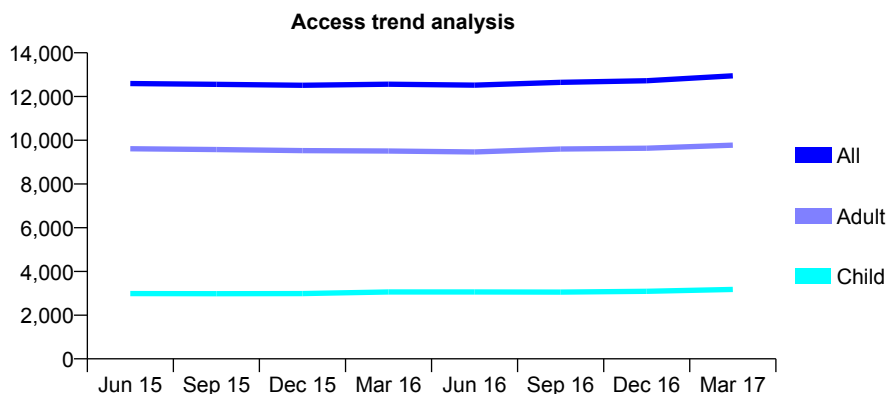
Q49 - Vital Signs At a Glance Contract Report for 220639/0001 - Year end March 2017

Name or company name	MR PG KILKER
Contract type name	GDS Contract
Purpose of contract	General
Contract start date	01/04/2006
Contract end date	

16/17 Contracted general activity (UDA)	32,937
Carry forward general activity (UDA)	0
16/17 Contracted orthodontic activity (UOA)	0
Carry forward orthodontic activity (UOA)	0
Baseline contract value	£886,135.47

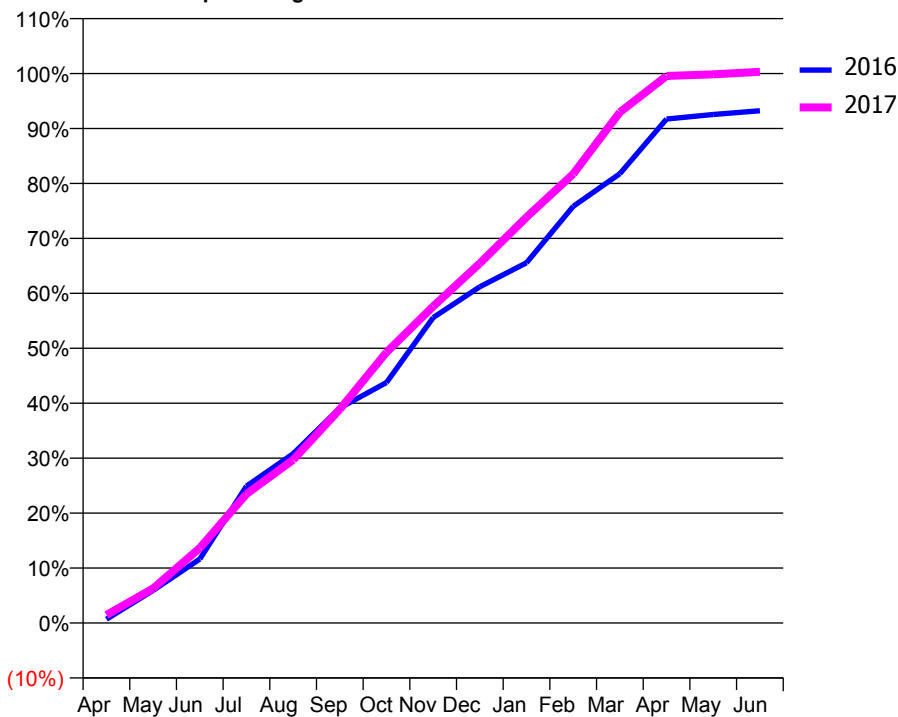
ACCESS*

Patients seen in 24 months	Total	Change since previous quarter
Quarter ending March 2016	12,566	
Quarter ending June 2016	12,522	→
Quarter ending September 2016	12,649	→
Quarter ending December 2016	12,723	→
Quarter ending March 2017	12,949	→
Variance since March 2016	3.0%	↑



ACTIVITY

Cumulative percentage of contracted UDA delivered 2016 & 2017



QUALITY

	Quantity	Base Number	Contract	AT	Region	England
% of FP17s for the same patient ID Re-attending within 3 months - Children	287	3,990	7.2%	11.5%	13.3%	12.3%
% of FP17s for the same patient ID Re-attending within 3 months - Adults	1,455	11,570	12.6%	15.6%	17.3%	16.7%
% of FP17s for the same patient ID Re-attending between 3 & 9 months - Children	1,690	3,990	42.4%	57.3%	58.9%	57.6%
% of FP17s for the same patient ID Re-attending between 3 & 9 months - Adults	4,538	11,570	39.2%	52.0%	52.2%	50.1%
% of FP17s for Band 1 Urgent Courses	1,478	14,633	10.1%	8.2%	9.2%	9.1%
% of FP17s Relating to Free Repair or Replacements	224	14,633	1.5%	1.2%	1.0%	0.8%
% of FP17s Relating to Continuations	154	14,633	1.1%	1.6%	1.4%	1.2%
% of Patients satisfied with the dentistry they have received	20	21	95.2%	93.3%	93.1%	92.8%
% of Patients satisfied with the time they had to wait for an appointment	20	21	95.2%	90.4%	89.5%	88.7%

* This is based on patients treated on this contract for their most recent course of treatment. Figures in italics indicate the base number of FP17s or Patient Questionnaire responses are less than 100. N/A is shown where the base number of responses is less than 10 during the period. % is calculated as Quantity/Base number*100

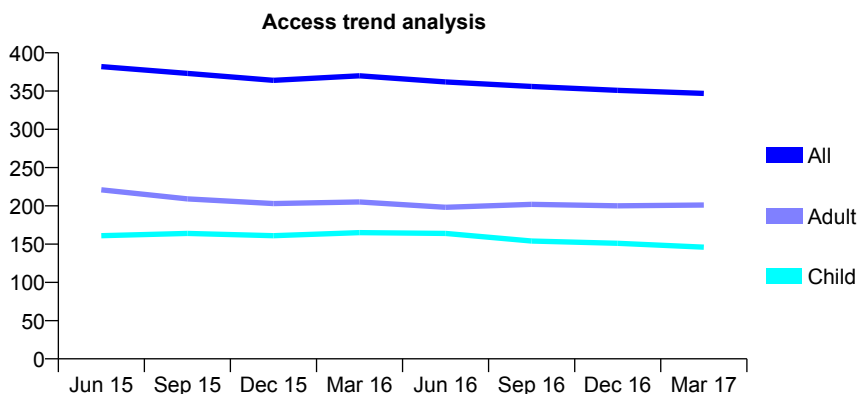
Q49 - Vital Signs At a Glance Contract Report for 224499/0001 - Year end March 2017

Name or company name	MR DS ROW
Contract type name	GDS Contract
Purpose of contract	General
Contract start date	01/04/2006
Contract end date	

16/17 Contracted general activity (UDA)	1,218
Carry forward general activity (UDA)	0
16/17 Contracted orthodontic activity (UOA)	0
Carry forward orthodontic activity (UOA)	0
Baseline contract value	£28,283.08

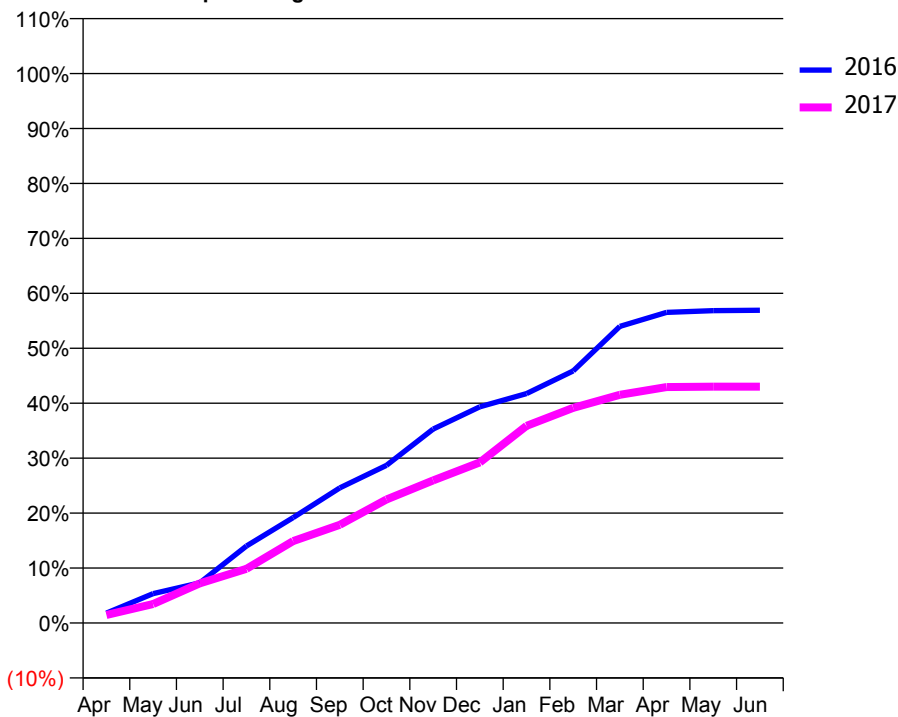
ACCESS*

Patients seen in 24 months	Total	Change since previous quarter
Quarter ending March 2016	370	
Quarter ending June 2016	362	↓
Quarter ending September 2016	356	↓
Quarter ending December 2016	351	↓
Quarter ending March 2017	347	↓
Variance since March 2016	(6.2%)	↓



ACTIVITY

Cumulative percentage of contracted UDA delivered 2016 & 2017



Adjusted Scheduled Activity (UDA)

Month	2016	2017
April	22	18
May	65	42
June	89	88
July	171	120
August	234	182
September	300	218
October	350	274
November	430	316
December	479	356
January	508	437
February	559	477
March	657	506
April	688	523
May	692	524
June	693	524

QUALITY

	Quantity	Base Number	Contract	AT	Region	England
% of FP17s for the same patient ID Re-attending within 3 months - Children	3	266	1.1%	11.5%	13.3%	12.3%
% of FP17s for the same patient ID Re-attending within 3 months - Adults	8	229	3.5%	15.6%	17.3%	16.7%
% of FP17s for the same patient ID Re-attending between 3 & 9 months - Children	178	266	66.9%	57.3%	58.9%	57.6%
% of FP17s for the same patient ID Re-attending between 3 & 9 months - Adults	141	229	61.6%	52.0%	52.2%	50.1%
% of FP17s for Band 1 Urgent Courses	5	420	1.2%	8.2%	9.2%	9.1%
% of FP17s Relating to Free Repair or Replacements	0	420	0.0%	1.2%	1.0%	0.8%
% of FP17s Relating to Continuations	0	420	0.0%	1.6%	1.4%	1.2%
% of Patients satisfied with the dentistry they have received	0	0	N/A	93.3%	93.1%	92.8%
% of Patients satisfied with the time they had to wait for an appointment	0	0	N/A	90.4%	89.5%	88.7%

* This is based on patients treated on this contract for their most recent course of treatment. Figures in italics indicate the base number of FP17s or Patient Questionnaire responses are less than 100. N/A is shown where the base number of responses is less than 10 during the period. % is calculated as Quantity/Base number*100

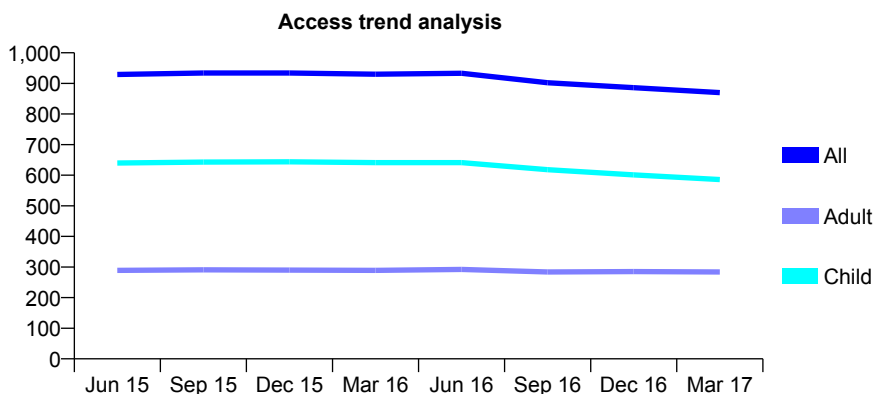
Q49 - Vital Signs At a Glance Contract Report for 229261/0001 - Year end March 2017

Name or company name	MR JH SIMPSON
Contract type name	GDS Contract
Purpose of contract	General
Contract start date	01/04/2006
Contract end date	

16/17 Contracted general activity (UDA)	3,017
Carry forward general activity (UDA)	0
16/17 Contracted orthodontic activity (UOA)	0
Carry forward orthodontic activity (UOA)	0
Baseline contract value	£69,027.07

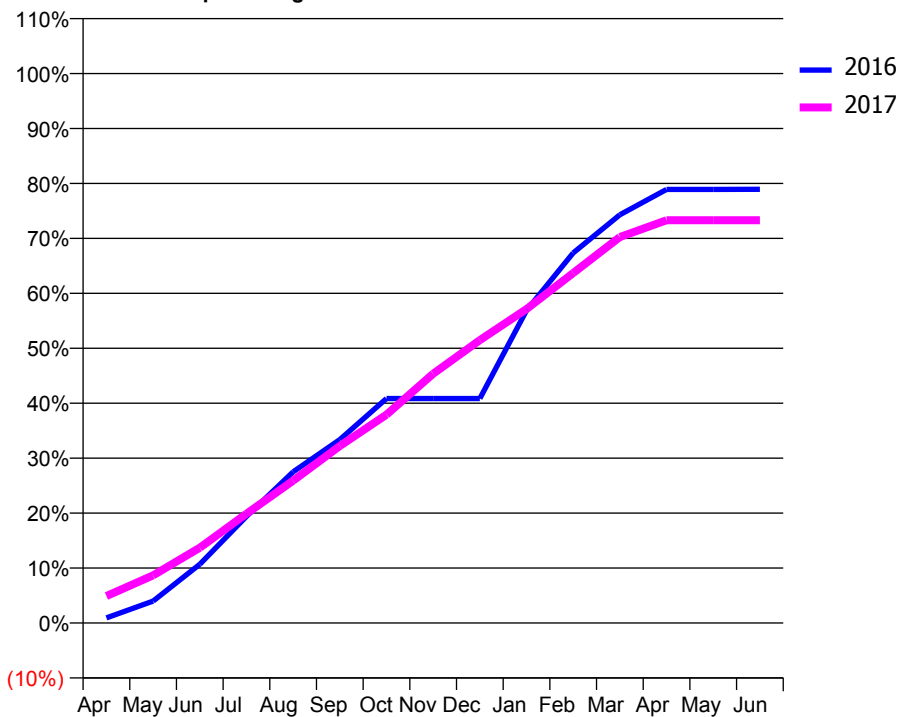
ACCESS*

Patients seen in 24 months	Total	Change since previous quarter
Quarter ending March 2016	930	
Quarter ending June 2016	933	→
Quarter ending September 2016	902	↓
Quarter ending December 2016	886	↓
Quarter ending March 2017	870	↓
Variance since March 2016	(6.5%)	↓



ACTIVITY

Cumulative percentage of contracted UDA delivered 2016 & 2017



Adjusted Scheduled Activity (UDA)

Month	2016	2017
April	28	148
May	120	261
June	322	414
July	585	600
August	830	782
September	1,007	972
October	1,232	1,144
November	1,232	1,368
December	1,232	1,553
January	1,716	1,724
February	2,032	1,922
March	2,241	2,119
April	2,381	2,211
May	2,381	2,211
June	2,382	2,211

QUALITY

	Quantity	Base Number	Contract	AT	Region	England
% of FP17s for the same patient ID Re-attending within 3 months - Children	309	1,378	22.4%	11.5%	13.3%	12.3%
% of FP17s for the same patient ID Re-attending within 3 months - Adults	44	313	14.1%	15.6%	17.3%	16.7%
% of FP17s for the same patient ID Re-attending between 3 & 9 months - Children	878	1,378	63.7%	57.3%	58.9%	57.6%
% of FP17s for the same patient ID Re-attending between 3 & 9 months - Adults	214	313	68.4%	52.0%	52.2%	50.1%
% of FP17s for Band 1 Urgent Courses	22	1,661	1.3%	8.2%	9.2%	9.1%
% of FP17s Relating to Free Repair or Replacements	0	1,661	0.0%	1.2%	1.0%	0.8%
% of FP17s Relating to Continuations	0	1,661	0.0%	1.6%	1.4%	1.2%
% of Patients satisfied with the dentistry they have received	1	1	N/A	93.3%	93.1%	92.8%
% of Patients satisfied with the time they had to wait for an appointment	1	1	N/A	90.4%	89.5%	88.7%

* This is based on patients treated on this contract for their most recent course of treatment. Figures in italics indicate the base number of FP17s or Patient Questionnaire responses are less than 100. N/A is shown where the base number of responses is less than 10 during the period. % is calculated as Quantity/Base number*100

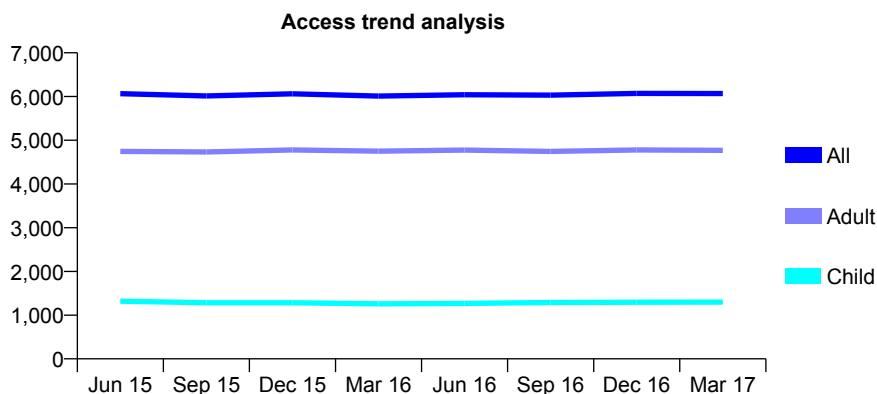
Q49 - Vital Signs At a Glance Contract Report for 230618/0001 - Year end March 2017

Name or company name	MR AP BROUGHTON
Contract type name	GDS Contract
Purpose of contract	General
Contract start date	01/04/2006
Contract end date	

16/17 Contracted general activity (UDA)	20,660
Carry forward general activity (UDA)	0
16/17 Contracted orthodontic activity (UOA)	0
Carry forward orthodontic activity (UOA)	0
Baseline contract value	£540,991.11

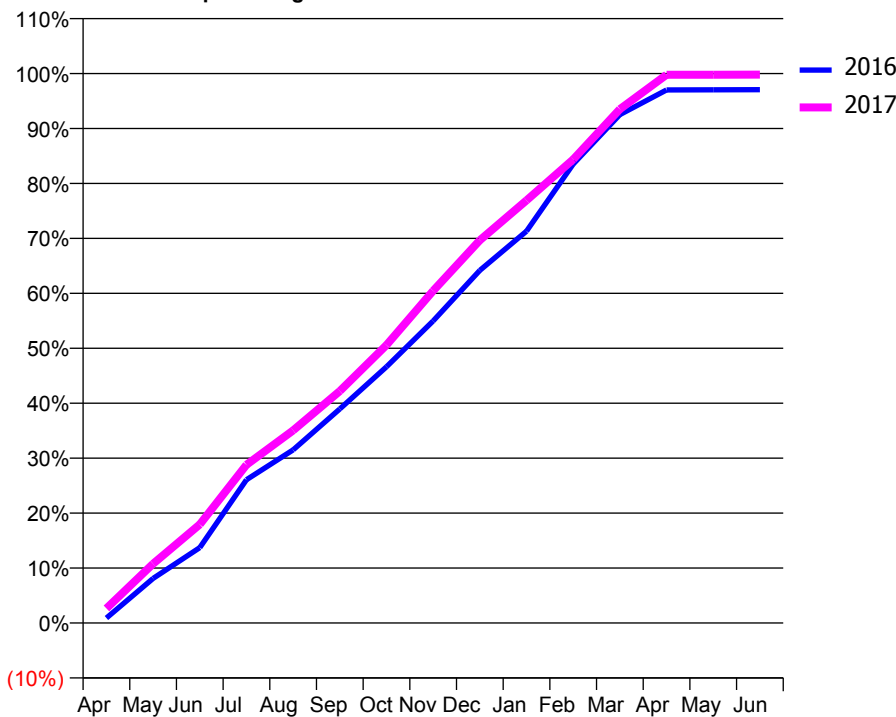
ACCESS*

Patients seen in 24 months	Total	Change since previous quarter
Quarter ending March 2016	6,011	
Quarter ending June 2016	6,042	→
Quarter ending September 2016	6,031	→
Quarter ending December 2016	6,072	→
Quarter ending March 2017	6,067	→
Variance since March 2016	0.9%	→



ACTIVITY

Cumulative percentage of contracted UDA delivered 2016 & 2017



Month	Adjusted Scheduled Activity (UDA)	
	2016	2017
April	189	549
May	1,678	2,227
June	2,833	3,708
July	5,387	5,948
August	6,509	7,240
September	8,051	8,722
October	9,635	10,448
November	11,356	12,492
December	13,257	14,390
January	14,731	15,891
February	17,257	17,429
March	19,115	19,319
April	20,042	20,611
May	20,046	20,614
June	20,049	20,617

QUALITY

	Quantity	Base Number	Contract	AT	Region	England
% of FP17s for the same patient ID Re-attending within 3 months - Children	150	2,132	7.0%	11.5%	13.3%	12.3%
% of FP17s for the same patient ID Re-attending within 3 months - Adults	1,335	8,059	16.6%	15.6%	17.3%	16.7%
% of FP17s for the same patient ID Re-attending between 3 & 9 months - Children	1,496	2,132	70.2%	57.3%	58.9%	57.6%
% of FP17s for the same patient ID Re-attending between 3 & 9 months - Adults	5,119	8,059	63.5%	52.0%	52.2%	50.1%
% of FP17s for Band 1 Urgent Courses	812	10,324	7.9%	8.2%	9.2%	9.1%
% of FP17s Relating to Free Repair or Replacements	56	10,324	0.5%	1.2%	1.0%	0.8%
% of FP17s Relating to Continuations	188	10,324	1.8%	1.6%	1.4%	1.2%
% of Patients satisfied with the dentistry they have received	13	13	100.0%	93.3%	93.1%	92.8%
% of Patients satisfied with the time they had to wait for an appointment	12	13	92.3%	90.4%	89.5%	88.7%

* This is based on patients treated on this contract for their most recent course of treatment. Figures in italics indicate the base number of FP17s or Patient Questionnaire responses are less than 100. N/A is shown where the base number of responses is less than 10 during the period. % is calculated as Quantity/Base number*100

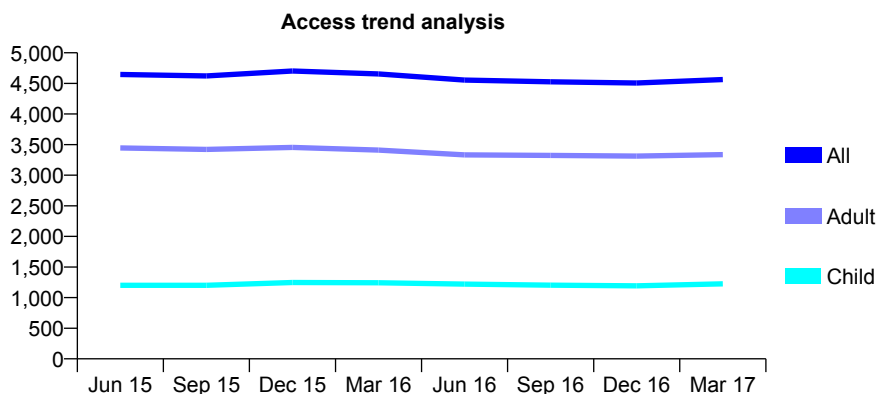
Q49 - Vital Signs At a Glance Contract Report for 232750/0002 - Year end March 2017

Name or company name	MR PE RIDGWAY
Contract type name	GDS Contract
Purpose of contract	General
Contract start date	01/09/2011
Contract end date	

16/17 Contracted general activity (UDA)	16,513
Carry forward general activity (UDA)	0
16/17 Contracted orthodontic activity (UOA)	0
Carry forward orthodontic activity (UOA)	0
Baseline contract value	£427,094.73

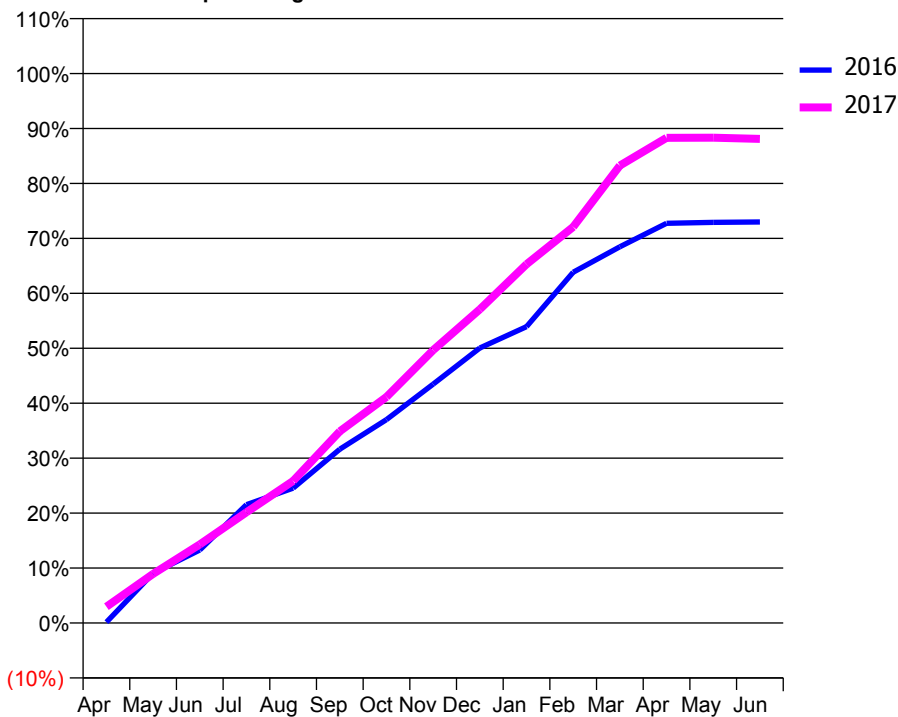
ACCESS*

Patients seen in 24 months	Total	Change since previous quarter
Quarter ending March 2016	4,654	
Quarter ending June 2016	4,555	↓
Quarter ending September 2016	4,526	→
Quarter ending December 2016	4,506	→
Quarter ending March 2017	4,563	→
Variance since March 2016	(2.0%)	↓



ACTIVITY

Cumulative percentage of contracted UDA delivered 2016 & 2017



Adjusted Scheduled Activity (UDA)

Month	2016	2017
April	27	493
May	1,498	1,476
June	2,192	2,363
July	3,558	3,328
August	4,052	4,270
September	5,225	5,761
October	6,115	6,795
November	7,177	8,201
December	8,266	9,429
January	8,906	10,780
February	10,543	11,904
March	11,307	13,748
April	12,011	14,580
May	12,039	14,583
June	12,052	14,547

QUALITY

	Quantity	Base Number	Contract	AT	Region	England
% of FP17s for the same patient ID Re-attending within 3 months - Children	91	1,530	5.9%	11.5%	13.3%	12.3%
% of FP17s for the same patient ID Re-attending within 3 months - Adults	604	4,082	14.8%	15.6%	17.3%	16.7%
% of FP17s for the same patient ID Re-attending between 3 & 9 months - Children	639	1,530	41.8%	57.3%	58.9%	57.6%
% of FP17s for the same patient ID Re-attending between 3 & 9 months - Adults	1,792	4,082	43.9%	52.0%	52.2%	50.1%
% of FP17s for Band 1 Urgent Courses	351	5,556	6.3%	8.2%	9.2%	9.1%
% of FP17s Relating to Free Repair or Replacements	138	5,556	2.5%	1.2%	1.0%	0.8%
% of FP17s Relating to Continuations	40	5,556	0.7%	1.6%	1.4%	1.2%
% of Patients satisfied with the dentistry they have received	4	4	N/A	93.3%	93.1%	92.8%
% of Patients satisfied with the time they had to wait for an appointment	3	4	N/A	90.4%	89.5%	88.7%

* This is based on patients treated on this contract for their most recent course of treatment. Figures in italics indicate the base number of FP17s or Patient Questionnaire responses are less than 100. N/A is shown where the base number of responses is less than 10 during the period. % is calculated as Quantity/Base number*100

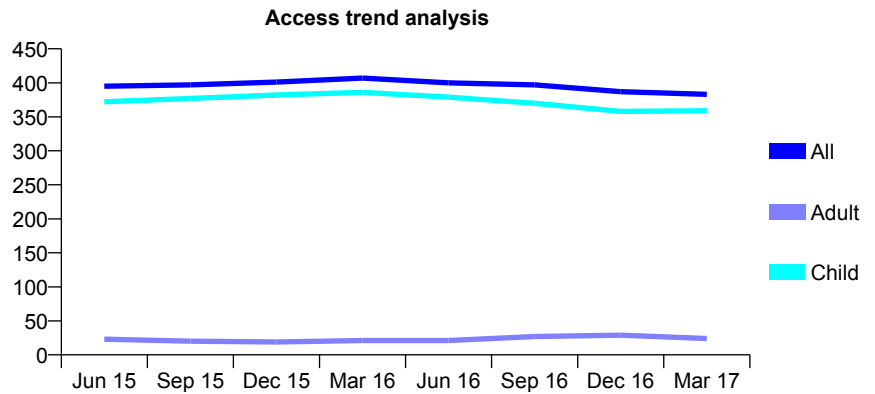
Q49 - Vital Signs At a Glance Contract Report for 233099/0001 - Year end March 2017

Name or company name	MR AW LEYS
Contract type name	GDS Contract
Purpose of contract	General
Contract start date	01/04/2006
Contract end date	

16/17 Contracted general activity (UDA)	1,034
Carry forward general activity (UDA)	0
16/17 Contracted orthodontic activity (UOA)	0
Carry forward orthodontic activity (UOA)	0
Baseline contract value	£23,709.47

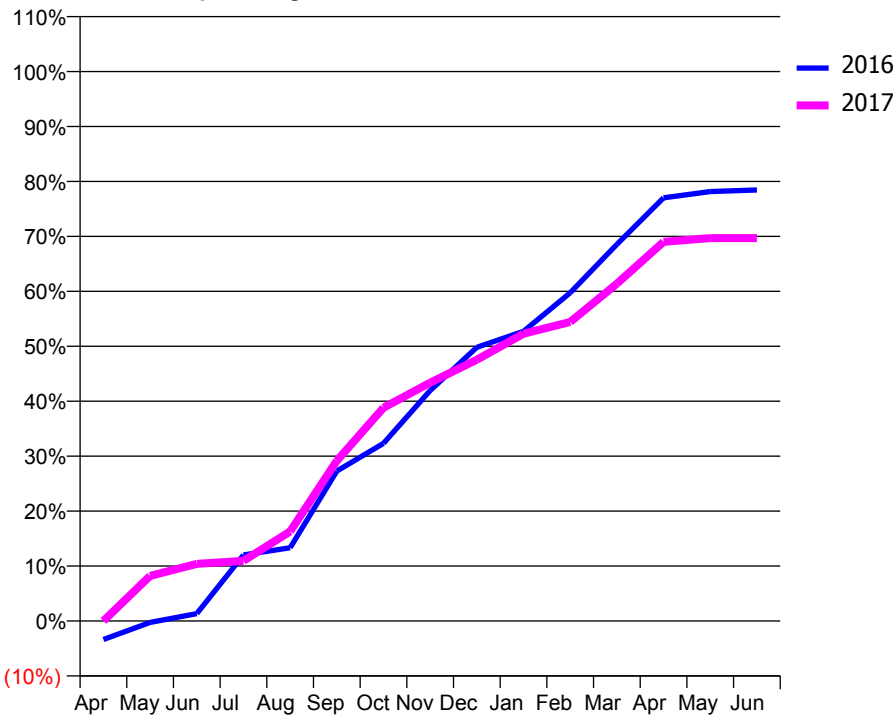
ACCESS*

Patients seen in 24 months	Total	Change since previous quarter
Quarter ending March 2016	407	
Quarter ending June 2016	400	↓
Quarter ending September 2016	397	→
Quarter ending December 2016	387	↓
Quarter ending March 2017	383	↓
Variance since March 2016	(5.9%)	↓



ACTIVITY

Cumulative percentage of contracted UDA delivered 2016 & 2017



Month	Adjusted Scheduled Activity (UDA)	
	2016	2017
April	-35	0
May	-3	85
June	14	107
July	124	113
August	138	169
September	282	301
October	334	401
November	434	449
December	515	492
January	545	541
February	618	563
March	709	635
April	796	714
May	808	721
June	811	721

QUALITY

	Quantity	Base Number	Contract	AT	Region	England
% of FP17s for the same patient ID Re-attending within 3 months - Children	57	467	12.2%	11.5%	13.3%	12.3%
% of FP17s for the same patient ID Re-attending within 3 months - Adults	0	0	N/A	15.6%	17.3%	16.7%
% of FP17s for the same patient ID Re-attending between 3 & 9 months - Children	240	467	51.4%	57.3%	58.9%	57.6%
% of FP17s for the same patient ID Re-attending between 3 & 9 months - Adults	0	0	N/A	52.0%	52.2%	50.1%
% of FP17s for Band 1 Urgent Courses	8	465	1.7%	8.2%	9.2%	9.1%
% of FP17s Relating to Free Repair or Replacements	0	465	0.0%	1.2%	1.0%	0.8%
% of FP17s Relating to Continuations	0	465	0.0%	1.6%	1.4%	1.2%
% of Patients satisfied with the dentistry they have received	1	1	N/A	93.3%	93.1%	92.8%
% of Patients satisfied with the time they had to wait for an appointment	1	1	N/A	90.4%	89.5%	88.7%

* This is based on patients treated on this contract for their most recent course of treatment. Figures in italics indicate the base number of FP17s or Patient Questionnaire responses are less than 100. N/A is shown where the base number of responses is less than 10 during the period. % is calculated as Quantity/Base number*100

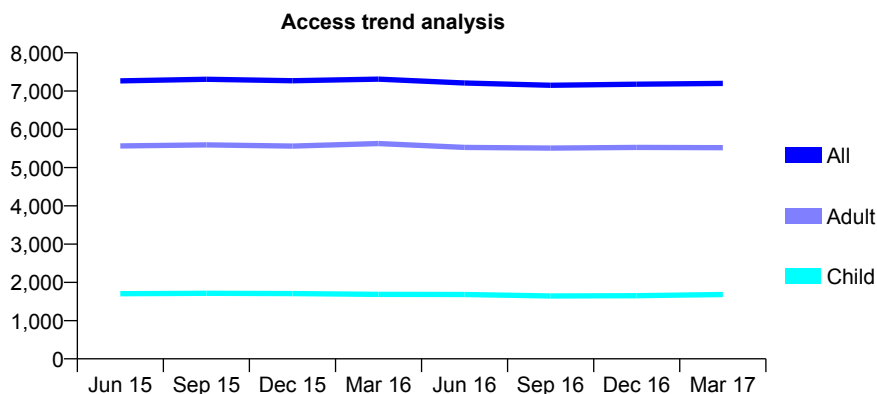
Q49 - Vital Signs At a Glance Contract Report for 235296/0001 - Year end March 2017

Name or company name	MR RK SAJJANHAR
Contract type name	GDS Contract
Purpose of contract	General
Contract start date	01/04/2006
Contract end date	

16/17 Contracted general activity (UDA)	21,582
Carry forward general activity (UDA)	-62
16/17 Contracted orthodontic activity (UOA)	0
Carry forward orthodontic activity (UOA)	0
Baseline contract value	£659,619.64

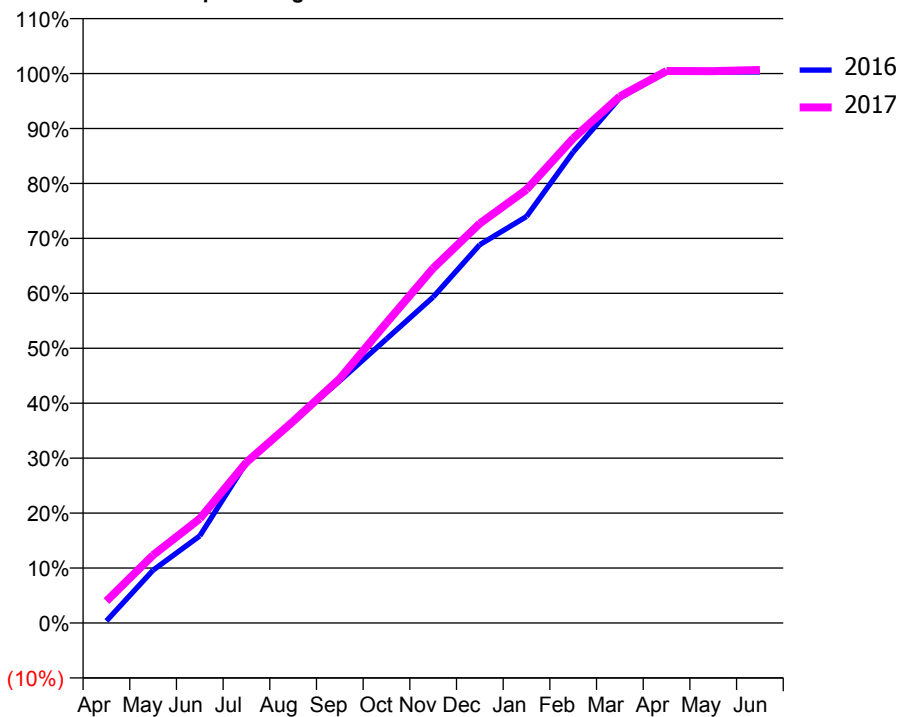
ACCESS*

Patients seen in 24 months	Total	Change since previous quarter
Quarter ending March 2016	7,312	
Quarter ending June 2016	7,209	↓
Quarter ending September 2016	7,152	→
Quarter ending December 2016	7,180	→
Quarter ending March 2017	7,201	→
Variance since March 2016	(1.5%)	↓



ACTIVITY

Cumulative percentage of contracted UDA delivered 2016 & 2017



Month	Adjusted Scheduled Activity (UDA)	
	2016	2017
April	81	861
May	2,075	2,668
June	3,422	4,096
July	6,307	6,315
August	7,935	7,923
September	9,512	9,595
October	11,161	11,794
November	12,803	13,933
December	14,859	15,694
January	15,965	17,025
February	18,502	19,034
March	20,628	20,683
April	21,645	21,682
May	21,642	21,676
June	21,644	21,722

QUALITY

	Quantity	Base Number	Contract	AT	Region	England
% of FP17s for the same patient ID Re-attending within 3 months - Children	165	2,652	6.2%	11.5%	13.3%	12.3%
% of FP17s for the same patient ID Re-attending within 3 months - Adults	1,178	7,879	15.0%	15.6%	17.3%	16.7%
% of FP17s for the same patient ID Re-attending between 3 & 9 months - Children	1,648	2,652	62.1%	57.3%	58.9%	57.6%
% of FP17s for the same patient ID Re-attending between 3 & 9 months - Adults	4,304	7,879	54.6%	52.0%	52.2%	50.1%
% of FP17s for Band 1 Urgent Courses	670	10,586	6.3%	8.2%	9.2%	9.1%
% of FP17s Relating to Free Repair or Replacements	254	10,586	2.4%	1.2%	1.0%	0.8%
% of FP17s Relating to Continuations	92	10,586	0.9%	1.6%	1.4%	1.2%
% of Patients satisfied with the dentistry they have received	24	25	96.0%	93.3%	93.1%	92.8%
% of Patients satisfied with the time they had to wait for an appointment	23	25	92.0%	90.4%	89.5%	88.7%

* This is based on patients treated on this contract for their most recent course of treatment. Figures in italics indicate the base number of FP17s or Patient Questionnaire responses are less than 100. N/A is shown where the base number of responses is less than 10 during the period. % is calculated as Quantity/Base number*100

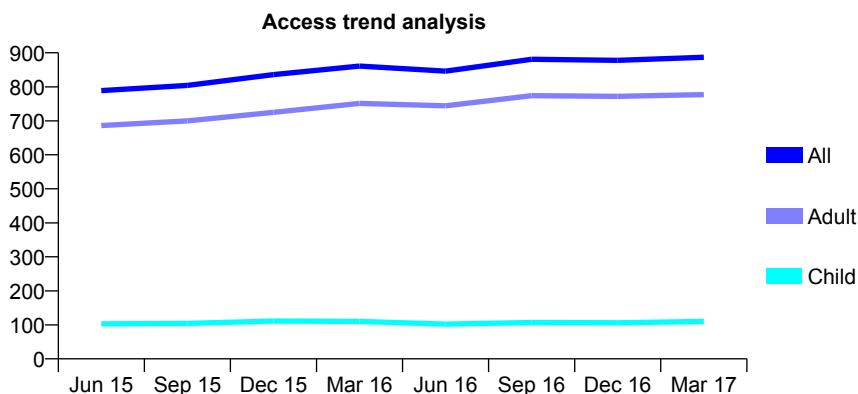
Q49 - Vital Signs At a Glance Contract Report for 237728/0001 - Year end March 2017

Name or company name	MISS SL GOODMAN
Contract type name	GDS Contract
Purpose of contract	General
Contract start date	01/04/2006
Contract end date	

16/17 Contracted general activity (UDA)	2,425
Carry forward general activity (UDA)	-40
16/17 Contracted orthodontic activity (UOA)	0
Carry forward orthodontic activity (UOA)	0
Baseline contract value	£64,610.29

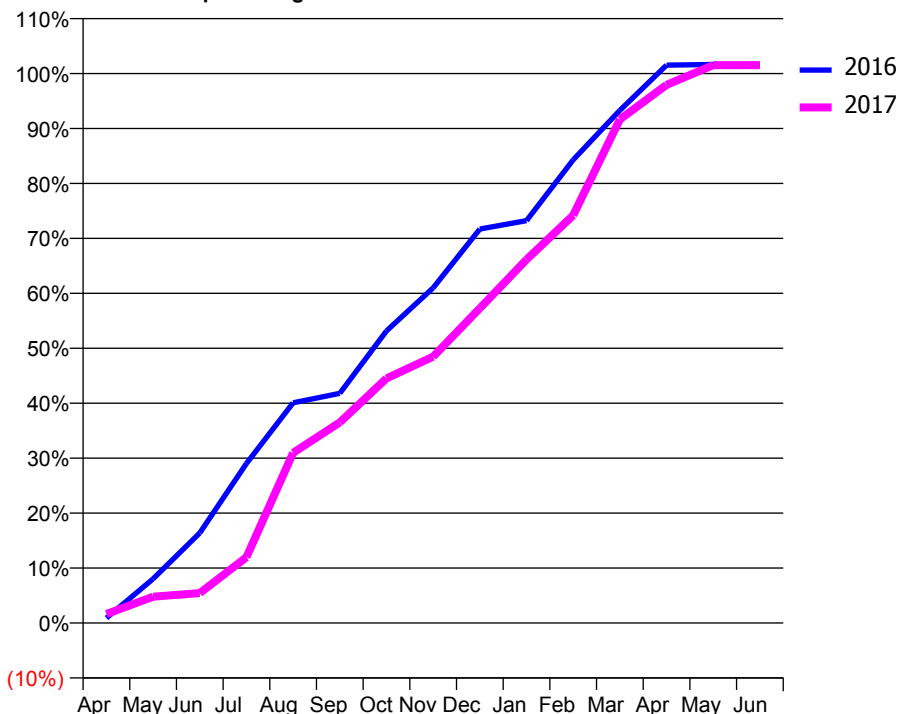
ACCESS*

Patients seen in 24 months	Total	Change since previous quarter
Quarter ending March 2016	861	
Quarter ending June 2016	846	↓
Quarter ending September 2016	881	↑
Quarter ending December 2016	878	→
Quarter ending March 2017	887	→
Variance since March 2016	3.0%	↑



ACTIVITY

Cumulative percentage of contracted UDA delivered 2016 & 2017



Adjusted Scheduled Activity (UDA)

Month	2016	2017
April	22	40
May	195	116
June	398	132
July	704	291
August	972	751
September	1,014	885
October	1,289	1,080
November	1,479	1,176
December	1,739	1,389
January	1,776	1,604
February	2,044	1,799
March	2,263	2,222
April	2,462	2,375
May	2,465	2,462
June	2,465	2,462

QUALITY

	Quantity	Base Number	Contract	AT	Region	England
% of FP17s for the same patient ID Re-attending within 3 months - Children	2	127	1.6%	11.5%	13.3%	12.3%
% of FP17s for the same patient ID Re-attending within 3 months - Adults	87	965	9.0%	15.6%	17.3%	16.7%
% of FP17s for the same patient ID Re-attending between 3 & 9 months - Children	70	127	55.1%	57.3%	58.9%	57.6%
% of FP17s for the same patient ID Re-attending between 3 & 9 months - Adults	526	965	54.5%	52.0%	52.2%	50.1%
% of FP17s for Band 1 Urgent Courses	29	1,079	2.7%	8.2%	9.2%	9.1%
% of FP17s Relating to Free Repair or Replacements	16	1,079	1.5%	1.2%	1.0%	0.8%
% of FP17s Relating to Continuations	12	1,079	1.1%	1.6%	1.4%	1.2%
% of Patients satisfied with the dentistry they have received	4	4	N/A	93.3%	93.1%	92.8%
% of Patients satisfied with the time they had to wait for an appointment	4	4	N/A	90.4%	89.5%	88.7%

* This is based on patients treated on this contract for their most recent course of treatment. Figures in italics indicate the base number of FP17s or Patient Questionnaire responses are less than 100. N/A is shown where the base number of responses is less than 10 during the period. % is calculated as Quantity/Base number*100

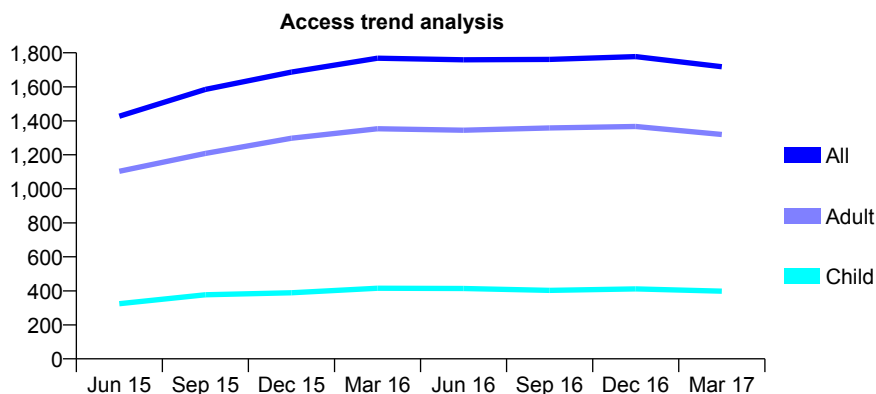
Q49 - Vital Signs At a Glance Contract Report for 243469/0002 - Year end March 2017

Name or company name	MR PP NANA
Contract type name	GDS Contract
Purpose of contract	General
Contract start date	24/02/2014
Contract end date	

16/17 Contracted general activity (UDA)	7,000
Carry forward general activity (UDA)	16
16/17 Contracted orthodontic activity (UOA)	0
Carry forward orthodontic activity (UOA)	0
Baseline contract value	£197,210.51

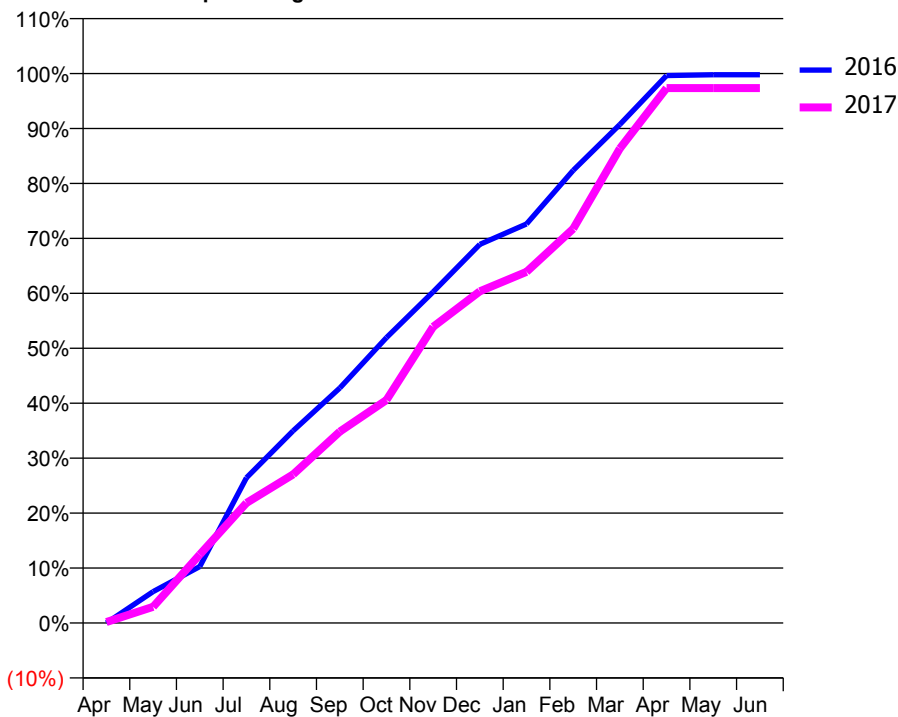
ACCESS*

Patients seen in 24 months	Total	Change since previous quarter
Quarter ending March 2016	1,768	
Quarter ending June 2016	1,759	→
Quarter ending September 2016	1,761	→
Quarter ending December 2016	1,778	→
Quarter ending March 2017	1,718	↓
Variance since March 2016	(2.8%)	↓



ACTIVITY

Cumulative percentage of contracted UDA delivered 2016 & 2017



Adjusted Scheduled Activity (UDA)

Month	2016	2017
April	0	13
May	400	207
June	719	872
July	1,851	1,529
August	2,449	1,893
September	2,994	2,439
October	3,635	2,841
November	4,218	3,773
December	4,823	4,226
January	5,083	4,474
February	5,766	5,022
March	6,350	6,044
April	6,974	6,814
May	6,984	6,814
June	6,984	6,814

QUALITY

	Quantity	Base Number	Contract	AT	Region	England
% of FP17s for the same patient ID Re-attending within 3 months - Children	23	470	4.9%	11.5%	13.3%	12.3%
% of FP17s for the same patient ID Re-attending within 3 months - Adults	169	1,489	11.3%	15.6%	17.3%	16.7%
% of FP17s for the same patient ID Re-attending between 3 & 9 months - Children	244	470	51.9%	57.3%	58.9%	57.6%
% of FP17s for the same patient ID Re-attending between 3 & 9 months - Adults	729	1,489	49.0%	52.0%	52.2%	50.1%
% of FP17s for Band 1 Urgent Courses	0	1,940	0.0%	8.2%	9.2%	9.1%
% of FP17s Relating to Free Repair or Replacements	0	1,940	0.0%	1.2%	1.0%	0.8%
% of FP17s Relating to Continuations	52	1,940	2.7%	1.6%	1.4%	1.2%
% of Patients satisfied with the dentistry they have received	12	13	92.3%	93.3%	93.1%	92.8%
% of Patients satisfied with the time they had to wait for an appointment	13	13	100.0%	90.4%	89.5%	88.7%

* This is based on patients treated on this contract for their most recent course of treatment. Figures in italics indicate the base number of FP17s or Patient Questionnaire responses are less than 100. N/A is shown where the base number of responses is less than 10 during the period. % is calculated as Quantity/Base number*100

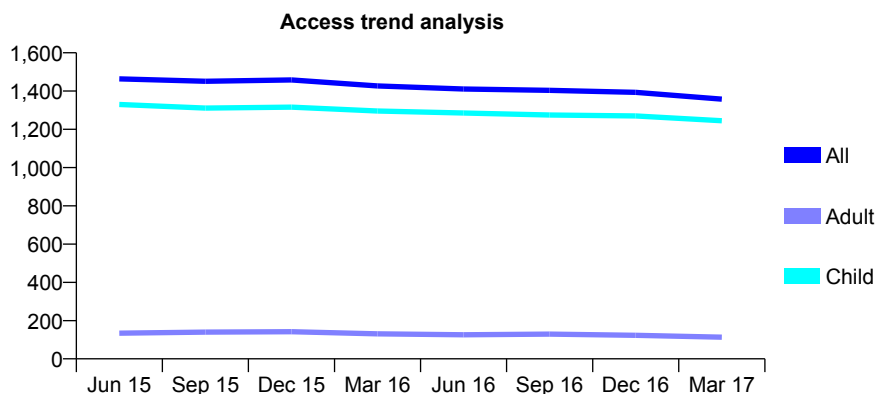
Q49 - Vital Signs At a Glance Contract Report for 245380/0001 - Year end March 2017

Name or company name	MR JI SPEDDING
Contract type name	GDS Contract
Purpose of contract	General and Orthodontic
Contract start date	01/04/2006
Contract end date	

16/17 Contracted general activity (UDA)	4,000
Carry forward general activity (UDA)	0
16/17 Contracted orthodontic activity (UOA)	176
Carry forward orthodontic activity (UOA)	0
Baseline contract value	£99,038.67

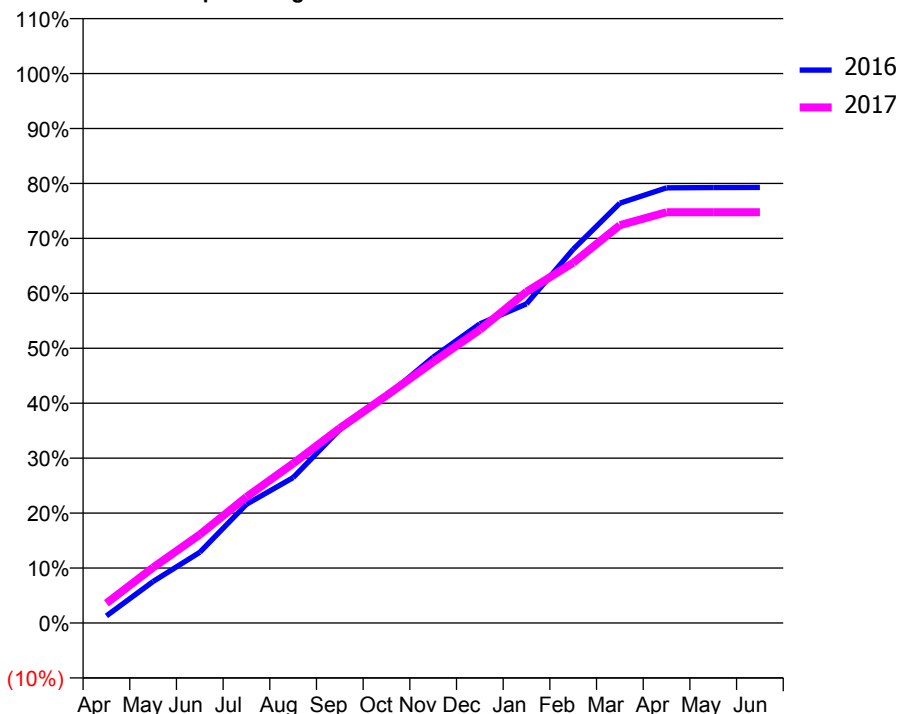
ACCESS*

Patients seen in 24 months	Total	Change since previous quarter
Quarter ending March 2016	1,427	
Quarter ending June 2016	1,411	↓
Quarter ending September 2016	1,404	→
Quarter ending December 2016	1,393	→
Quarter ending March 2017	1,358	↓
Variance since March 2016	(4.8%)	↓



ACTIVITY

Cumulative percentage of contracted UDA delivered 2016 & 2017



Month	Adjusted Scheduled Activity (UDA)	
	2016	2017
April	52	144
May	302	404
June	515	644
July	864	918
August	1,059	1,162
September	1,409	1,418
October	1,651	1,656
November	1,935	1,900
December	2,178	2,135
January	2,323	2,411
February	2,721	2,622
March	3,056	2,896
April	3,168	2,991
May	3,170	2,991
June	3,171	2,991

QUALITY

	Quantity	Base Number	Contract	AT	Region	England
% of FP17s for the same patient ID Re-attending within 3 months - Children	138	2,367	5.8%	11.5%	13.3%	12.3%
% of FP17s for the same patient ID Re-attending within 3 months - Adults	0	0	N/A	15.6%	17.3%	16.7%
% of FP17s for the same patient ID Re-attending between 3 & 9 months - Children	1,904	2,367	80.4%	57.3%	58.9%	57.6%
% of FP17s for the same patient ID Re-attending between 3 & 9 months - Adults	0	0	N/A	52.0%	52.2%	50.1%
% of FP17s for Band 1 Urgent Courses	63	2,175	2.9%	8.2%	9.2%	9.1%
% of FP17s Relating to Free Repair or Replacements	0	2,175	0.0%	1.2%	1.0%	0.8%
% of FP17s Relating to Continuations	0	2,175	0.0%	1.6%	1.4%	1.2%
% of Patients satisfied with the dentistry they have received	0	0	N/A	93.3%	93.1%	92.8%
% of Patients satisfied with the time they had to wait for an appointment	0	0	N/A	90.4%	89.5%	88.7%

* This is based on patients treated on this contract for their most recent course of treatment. Figures in italics indicate the base number of FP17s or Patient Questionnaire responses are less than 100. N/A is shown where the base number of responses is less than 10 during the period. % is calculated as Quantity/Base number*100

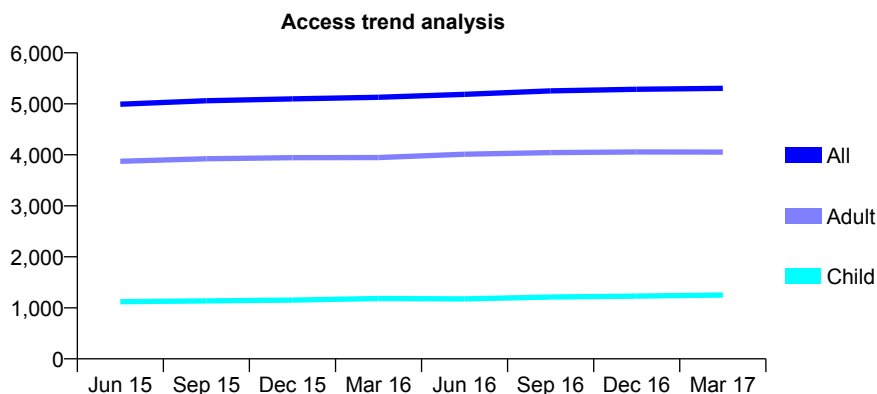
Q49 - Vital Signs At a Glance Contract Report for 275786/0005 - Year end March 2017

Name or company name	MR MA QURAISHI
Contract type name	GDS Contract
Purpose of contract	General
Contract start date	01/11/2010
Contract end date	

16/17 Contracted general activity (UDA)	21,309
Carry forward general activity (UDA)	659
16/17 Contracted orthodontic activity (UOA)	0
Carry forward orthodontic activity (UOA)	0
Baseline contract value	£474,813.15

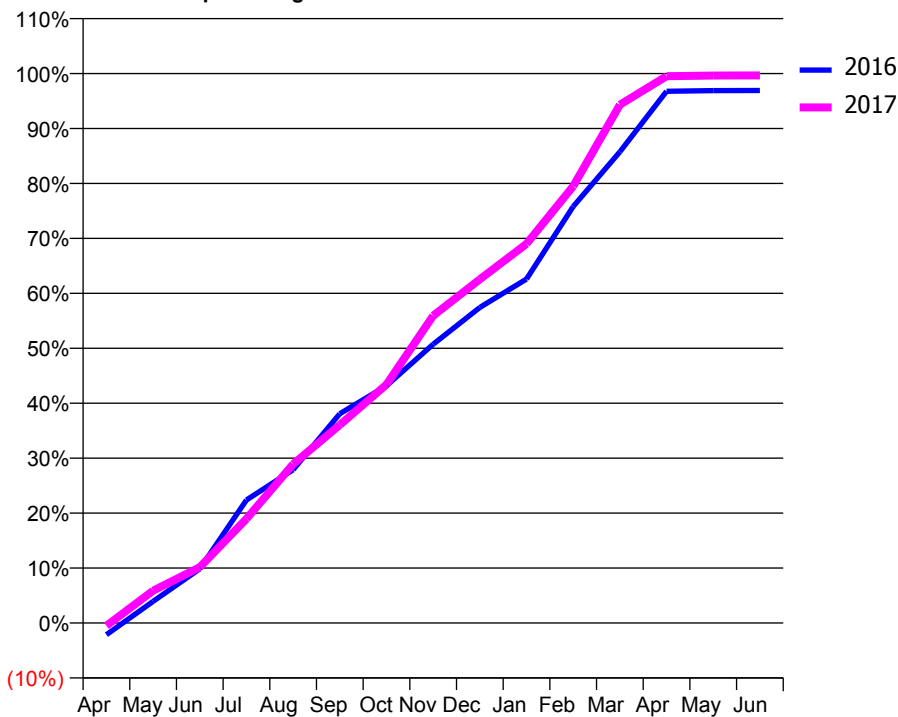
ACCESS*

Patients seen in 24 months	Total	Change since previous quarter
Quarter ending March 2016	5,129	
Quarter ending June 2016	5,186	→
Quarter ending September 2016	5,253	→
Quarter ending December 2016	5,285	→
Quarter ending March 2017	5,304	→
Variance since March 2016	3.4%	↑



ACTIVITY

Cumulative percentage of contracted UDA delivered 2016 & 2017



Adjusted Scheduled Activity (UDA)

Month	2016	2017
April	-457	-112
May	840	1,254
June	2,103	2,164
July	4,768	4,040
August	5,945	6,163
September	8,115	7,683
October	9,200	9,248
November	10,812	11,916
December	12,235	13,328
January	13,339	14,706
February	16,152	16,938
March	18,274	20,096
April	20,621	21,203
May	20,646	21,232
June	20,650	21,233

QUALITY

	Quantity	Base Number	Contract	AT	Region	England
% of FP17s for the same patient ID Re-attending within 3 months - Children	139	1,971	7.1%	11.5%	13.3%	12.3%
% of FP17s for the same patient ID Re-attending within 3 months - Adults	829	5,881	14.1%	15.6%	17.3%	16.7%
% of FP17s for the same patient ID Re-attending between 3 & 9 months - Children	1,224	1,971	62.1%	57.3%	58.9%	57.6%
% of FP17s for the same patient ID Re-attending between 3 & 9 months - Adults	3,250	5,881	55.3%	52.0%	52.2%	50.1%
% of FP17s for Band 1 Urgent Courses	595	7,569	7.9%	8.2%	9.2%	9.1%
% of FP17s Relating to Free Repair or Replacements	142	7,569	1.9%	1.2%	1.0%	0.8%
% of FP17s Relating to Continuations	64	7,569	0.8%	1.6%	1.4%	1.2%
% of Patients satisfied with the dentistry they have received	11	12	91.7%	93.3%	93.1%	92.8%
% of Patients satisfied with the time they had to wait for an appointment	11	12	91.7%	90.4%	89.5%	88.7%

* This is based on patients treated on this contract for their most recent course of treatment. Figures in italics indicate the base number of FP17s or Patient Questionnaire responses are less than 100. N/A is shown where the base number of responses is less than 10 during the period. % is calculated as Quantity/Base number*100

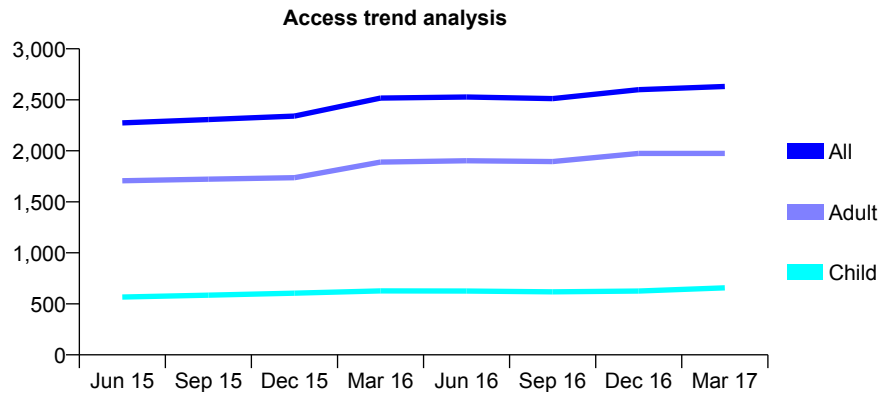
Q49 - Vital Signs At a Glance Contract Report for 275786/0006 - Year end March 2017

Name or company name	MR MA QURAISHI
Contract type name	GDS Contract
Purpose of contract	General
Contract start date	01/07/2011
Contract end date	

16/17 Contracted general activity (UDA)	10,507
Carry forward general activity (UDA)	0
16/17 Contracted orthodontic activity (UOA)	0
Carry forward orthodontic activity (UOA)	0
Baseline contract value	£229,911.41

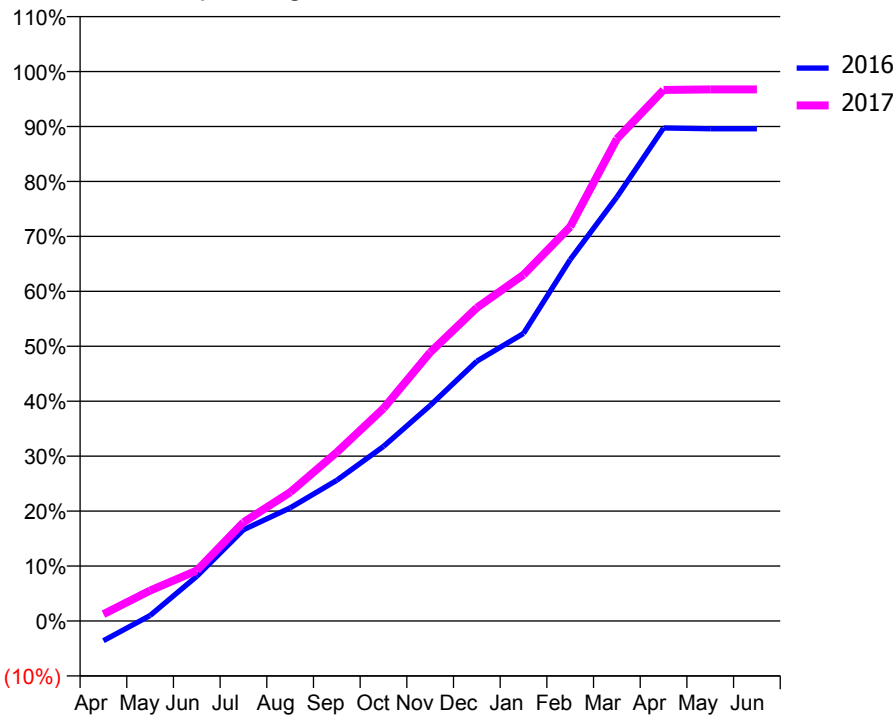
ACCESS*

Patients seen in 24 months	Total	Change since previous quarter
Quarter ending March 2016	2,517	
Quarter ending June 2016	2,528	→
Quarter ending September 2016	2,512	→
Quarter ending December 2016	2,599	↑
Quarter ending March 2017	2,631	→
Variance since March 2016	4.5%	↑



ACTIVITY

Cumulative percentage of contracted UDA delivered 2016 & 2017



Month	Adjusted Scheduled Activity (UDA)	
	2016	2017
April	-379	131
May	106	583
June	855	965
July	1,745	1,888
August	2,163	2,461
September	2,691	3,228
October	3,339	4,065
November	4,123	5,137
December	4,967	5,991
January	5,500	6,620
February	6,910	7,538
March	8,107	9,217
April	9,427	10,155
May	9,412	10,163
June	9,413	10,163

QUALITY

	Quantity	Base Number	Contract	AT	Region	England
% of FP17s for the same patient ID Re-attending within 3 months - Children	96	993	9.7%	11.5%	13.3%	12.3%
% of FP17s for the same patient ID Re-attending within 3 months - Adults	477	2,758	17.3%	15.6%	17.3%	16.7%
% of FP17s for the same patient ID Re-attending between 3 & 9 months - Children	533	993	53.7%	57.3%	58.9%	57.6%
% of FP17s for the same patient ID Re-attending between 3 & 9 months - Adults	1,275	2,758	46.2%	52.0%	52.2%	50.1%
% of FP17s for Band 1 Urgent Courses	331	3,648	9.1%	8.2%	9.2%	9.1%
% of FP17s Relating to Free Repair or Replacements	78	3,648	2.1%	1.2%	1.0%	0.8%
% of FP17s Relating to Continuations	40	3,648	1.1%	1.6%	1.4%	1.2%
% of Patients satisfied with the dentistry they have received	7	7	N/A	93.3%	93.1%	92.8%
% of Patients satisfied with the time they had to wait for an appointment	7	7	N/A	90.4%	89.5%	88.7%

* This is based on patients treated on this contract for their most recent course of treatment. Figures in italics indicate the base number of FP17s or Patient Questionnaire responses are less than 100. N/A is shown where the base number of responses is less than 10 during the period. % is calculated as Quantity/Base number*100

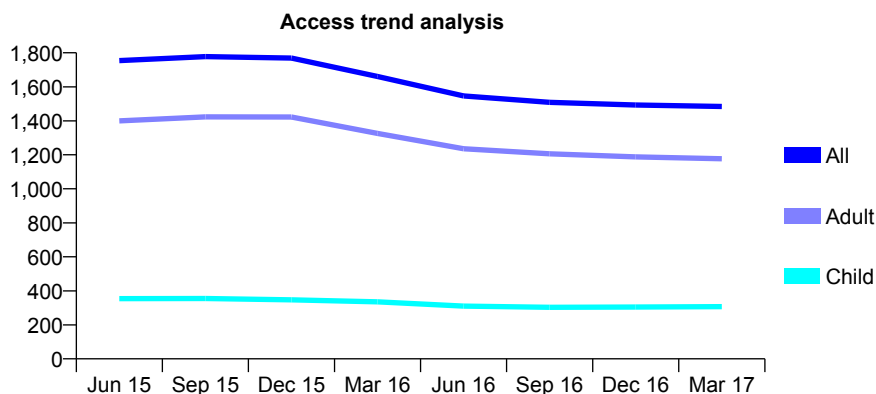
Q49 - Vital Signs At a Glance Contract Report for 275786/0007 - Year end March 2017

Name or company name	MR MA QURAISHI
Contract type name	GDS Contract
Purpose of contract	General
Contract start date	16/12/2013
Contract end date	

16/17 Contracted general activity (UDA)	7,281
Carry forward general activity (UDA)	0
16/17 Contracted orthodontic activity (UOA)	0
Carry forward orthodontic activity (UOA)	0
Baseline contract value	£191,093.69

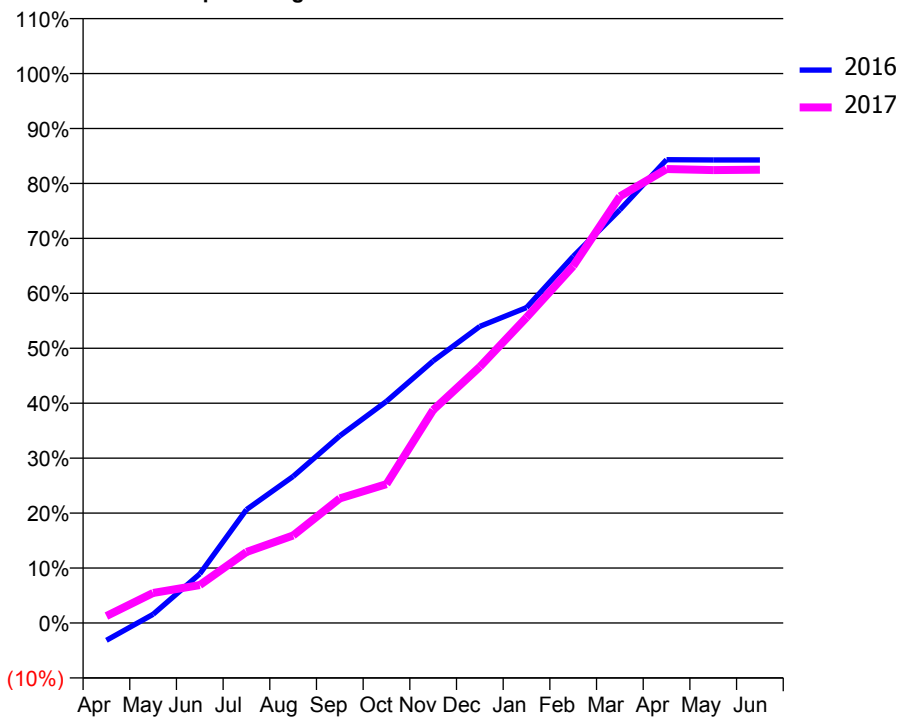
ACCESS*

Patients seen in 24 months	Total	Change since previous quarter
Quarter ending March 2016	1,661	
Quarter ending June 2016	1,546	↓
Quarter ending September 2016	1,509	↓
Quarter ending December 2016	1,493	↓
Quarter ending March 2017	1,484	→
Variance since March 2016	(10.7%)	↓



ACTIVITY

Cumulative percentage of contracted UDA delivered 2016 & 2017



Adjusted Scheduled Activity (UDA)

Month	2016	2017
April	-230	93
May	115	399
June	651	502
July	1,504	941
August	1,943	1,161
September	2,480	1,651
October	2,937	1,840
November	3,473	2,822
December	3,930	3,395
January	4,180	4,049
February	4,857	4,728
March	5,474	5,652
April	6,139	6,016
May	6,136	6,002
June	6,136	6,006

QUALITY

	Quantity	Base Number	Contract	AT	Region	England
% of FP17s for the same patient ID Re-attending within 3 months - Children	53	467	11.3%	11.5%	13.3%	12.3%
% of FP17s for the same patient ID Re-attending within 3 months - Adults	241	1,475	16.3%	15.6%	17.3%	16.7%
% of FP17s for the same patient ID Re-attending between 3 & 9 months - Children	270	467	57.8%	57.3%	58.9%	57.6%
% of FP17s for the same patient ID Re-attending between 3 & 9 months - Adults	811	1,475	55.0%	52.0%	52.2%	50.1%
% of FP17s for Band 1 Urgent Courses	99	1,844	5.4%	8.2%	9.2%	9.1%
% of FP17s Relating to Free Repair or Replacements	36	1,844	2.0%	1.2%	1.0%	0.8%
% of FP17s Relating to Continuations	25	1,844	1.4%	1.6%	1.4%	1.2%
% of Patients satisfied with the dentistry they have received	8	9	N/A	93.3%	93.1%	92.8%
% of Patients satisfied with the time they had to wait for an appointment	9	9	N/A	90.4%	89.5%	88.7%

* This is based on patients treated on this contract for their most recent course of treatment. Figures in italics indicate the base number of FP17s or Patient Questionnaire responses are less than 100. N/A is shown where the base number of responses is less than 10 during the period. % is calculated as Quantity/Base number*100

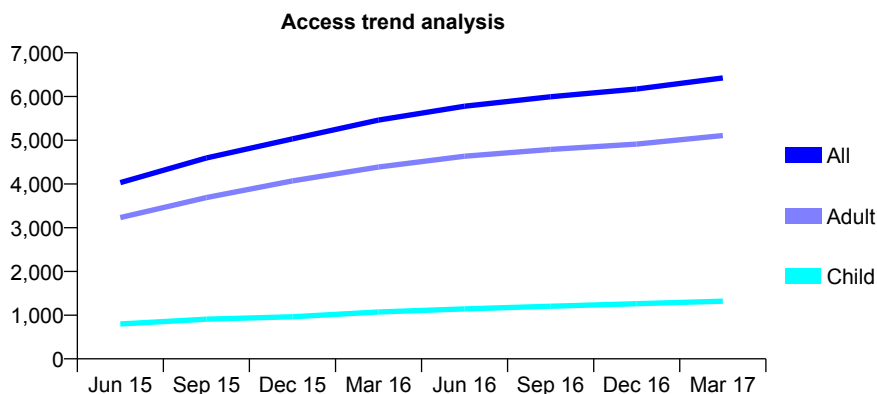
Q49 - Vital Signs At a Glance Contract Report for 303194/0003 - Year end March 2017

Name or company name	MR AA WAUGH
Contract type name	GDS Contract
Purpose of contract	General
Contract start date	01/06/2014
Contract end date	

16/17 Contracted general activity (UDA)	21,177
Carry forward general activity (UDA)	0
16/17 Contracted orthodontic activity (UOA)	0
Carry forward orthodontic activity (UOA)	0
Baseline contract value	£465,339.99

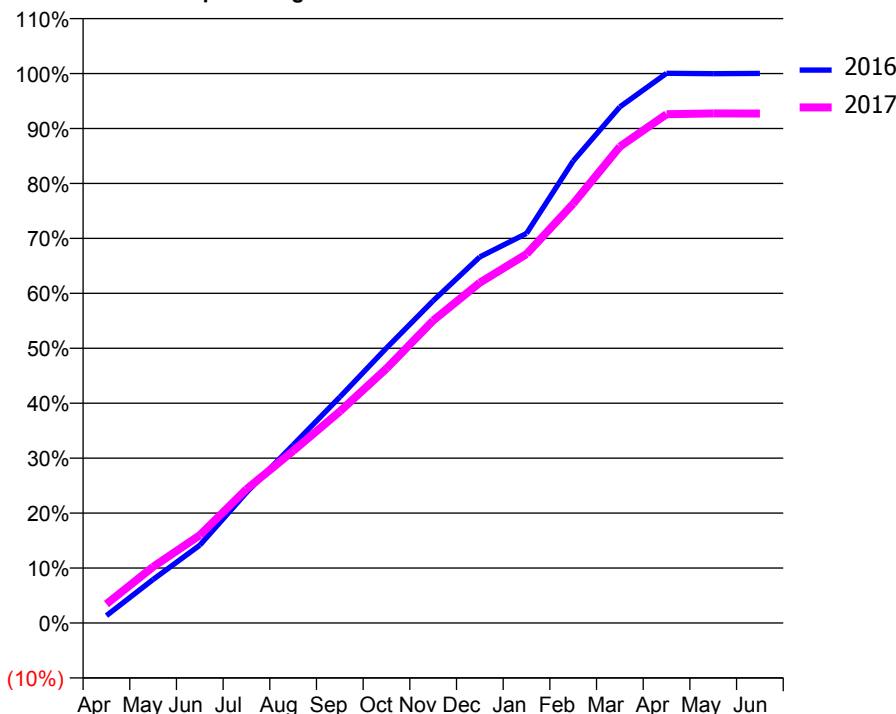
ACCESS*

Patients seen in 24 months	Total	Change since previous quarter
Quarter ending March 2016	5,460	
Quarter ending June 2016	5,778	↑
Quarter ending September 2016	5,994	↑
Quarter ending December 2016	6,172	↑
Quarter ending March 2017	6,426	↑
Variance since March 2016	17.7%	↑



ACTIVITY

Cumulative percentage of contracted UDA delivered 2016 & 2017



Adjusted Scheduled Activity (UDA)

Month	2016	2017
April	243	733
May	1,435	2,164
June	2,565	3,385
July	4,299	5,155
August	5,868	6,630
September	7,447	8,152
October	9,064	9,807
November	10,621	11,656
December	12,062	13,118
January	12,838	14,216
February	15,224	16,159
March	17,007	18,358
April	18,116	19,606
May	18,104	19,637
June	18,111	19,631

QUALITY

	Quantity	Base Number	Contract	AT	Region	England
% of FP17s for the same patient ID Re-attending within 3 months - Children	84	1,659	5.1%	11.5%	13.3%	12.3%
% of FP17s for the same patient ID Re-attending within 3 months - Adults	593	5,825	10.2%	15.6%	17.3%	16.7%
% of FP17s for the same patient ID Re-attending between 3 & 9 months - Children	813	1,659	49.0%	57.3%	58.9%	57.6%
% of FP17s for the same patient ID Re-attending between 3 & 9 months - Adults	2,636	5,825	45.3%	52.0%	52.2%	50.1%
% of FP17s for Band 1 Urgent Courses	232	7,473	3.1%	8.2%	9.2%	9.1%
% of FP17s Relating to Free Repair or Replacements	32	7,473	0.4%	1.2%	1.0%	0.8%
% of FP17s Relating to Continuations	198	7,473	2.6%	1.6%	1.4%	1.2%
% of Patients satisfied with the dentistry they have received	8	8	N/A	93.3%	93.1%	92.8%
% of Patients satisfied with the time they had to wait for an appointment	8	8	N/A	90.4%	89.5%	88.7%

* This is based on patients treated on this contract for their most recent course of treatment. Figures in italics indicate the base number of FP17s or Patient Questionnaire responses are less than 100. N/A is shown where the base number of responses is less than 10 during the period. % is calculated as Quantity/Base number*100

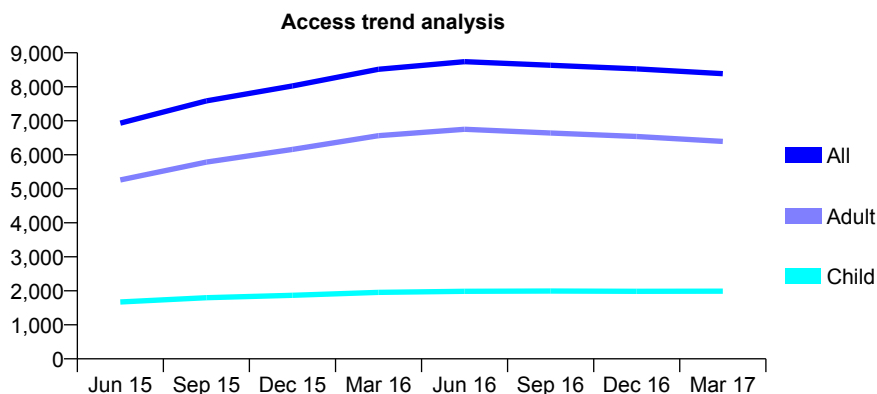
Q49 - Vital Signs At a Glance Contract Report for 303194/0004 - Year end March 2017

Name or company name	MR AA WAUGH
Contract type name	GDS Contract
Purpose of contract	General
Contract start date	01/06/2014
Contract end date	

16/17 Contracted general activity (UDA)	23,048
Carry forward general activity (UDA)	0
16/17 Contracted orthodontic activity (UOA)	0
Carry forward orthodontic activity (UOA)	0
Baseline contract value	£698,263.61

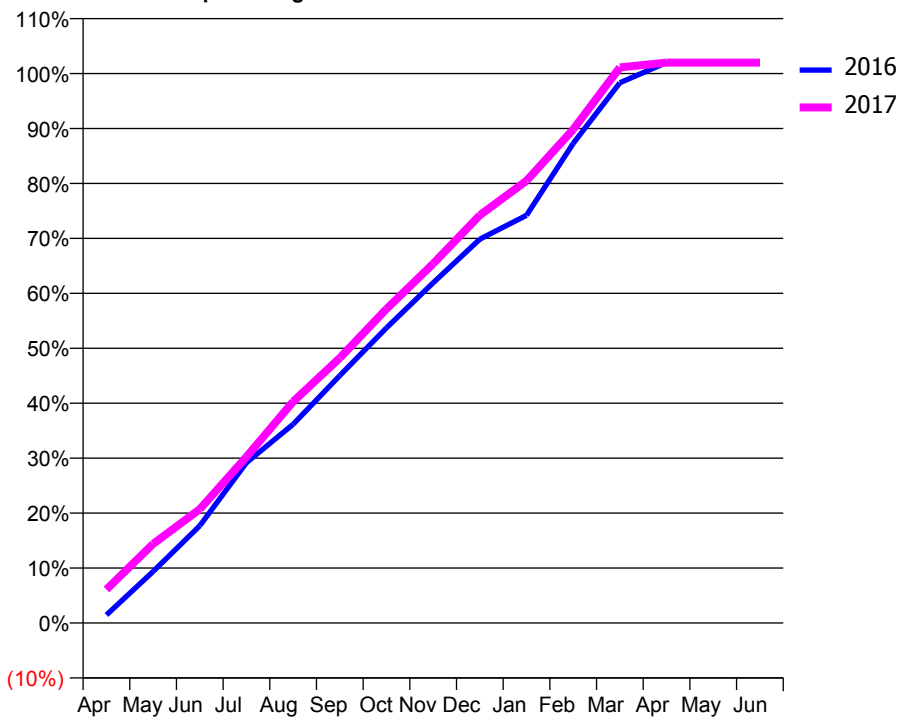
ACCESS*

Patients seen in 24 months	Total	Change since previous quarter
Quarter ending March 2016	8,515	
Quarter ending June 2016	8,740	↑
Quarter ending September 2016	8,634	↓
Quarter ending December 2016	8,527	↓
Quarter ending March 2017	8,385	↓
Variance since March 2016	(1.5%)	↓



ACTIVITY

Cumulative percentage of contracted UDA delivered 2016 & 2017



Month	Adjusted Scheduled Activity (UDA)	
	2016	2017
April	368	1,409
May	2,345	3,319
June	4,424	4,771
July	7,296	6,973
August	9,045	9,289
September	11,258	11,118
October	13,428	13,175
November	15,478	15,073
December	17,462	17,108
January	18,548	18,547
February	21,818	20,704
March	24,579	23,303
April	25,503	23,503
May	25,496	23,506
June	25,494	23,506

QUALITY

	Quantity	Base Number	Contract	AT	Region	England
% of FP17s for the same patient ID Re-attending within 3 months - Children	118	2,629	4.5%	11.5%	13.3%	12.3%
% of FP17s for the same patient ID Re-attending within 3 months - Adults	728	7,503	9.7%	15.6%	17.3%	16.7%
% of FP17s for the same patient ID Re-attending between 3 & 9 months - Children	1,509	2,629	57.4%	57.3%	58.9%	57.6%
% of FP17s for the same patient ID Re-attending between 3 & 9 months - Adults	4,062	7,503	54.1%	52.0%	52.2%	50.1%
% of FP17s for Band 1 Urgent Courses	224	9,813	2.3%	8.2%	9.2%	9.1%
% of FP17s Relating to Free Repair or Replacements	112	9,813	1.1%	1.2%	1.0%	0.8%
% of FP17s Relating to Continuations	135	9,813	1.4%	1.6%	1.4%	1.2%
% of Patients satisfied with the dentistry they have received	11	12	91.7%	93.3%	93.1%	92.8%
% of Patients satisfied with the time they had to wait for an appointment	11	12	91.7%	90.4%	89.5%	88.7%

* This is based on patients treated on this contract for their most recent course of treatment. Figures in italics indicate the base number of FP17s or Patient Questionnaire responses are less than 100. N/A is shown where the base number of responses is less than 10 during the period. % is calculated as Quantity/Base number*100

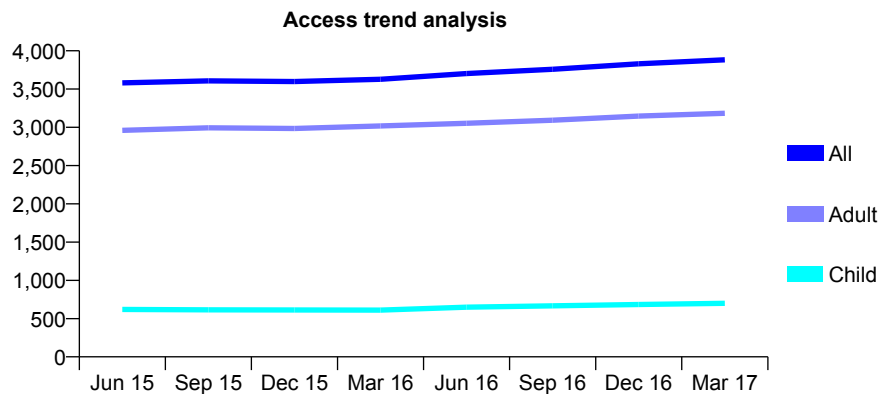
Q49 - Vital Signs At a Glance Contract Report for 306266/0001 - Year end March 2017

Name or company name	Mr YA Nojib and Mr J Robinson
Contract type name	GDS Contract
Purpose of contract	General
Contract start date	01/04/2006
Contract end date	

16/17 Contracted general activity (UDA)	10,000
Carry forward general activity (UDA)	0
16/17 Contracted orthodontic activity (UOA)	0
Carry forward orthodontic activity (UOA)	0
Baseline contract value	£273,933.37

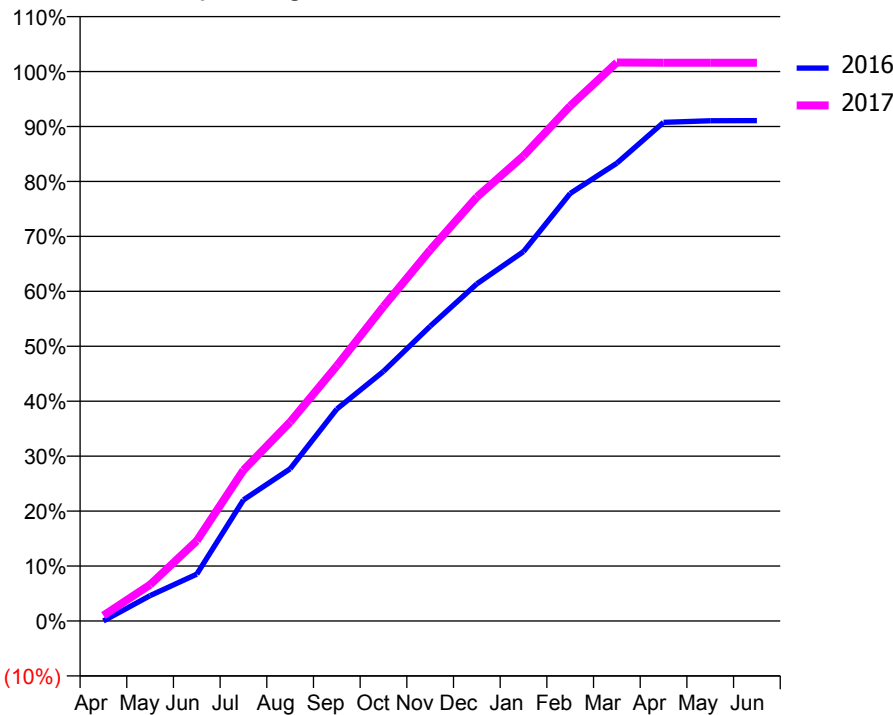
ACCESS*

Patients seen in 24 months	Total	Change since previous quarter
Quarter ending March 2016	3,628	
Quarter ending June 2016	3,702	↑
Quarter ending September 2016	3,759	→
Quarter ending December 2016	3,830	→
Quarter ending March 2017	3,882	→
Variance since March 2016	7.0%	↑



ACTIVITY

Cumulative percentage of contracted UDA delivered 2016 & 2017



Month	Adjusted Scheduled Activity (UDA)	
	2016	2017
April	0	100
May	463	661
June	853	1,459
July	2,205	2,746
August	2,771	3,622
September	3,858	4,644
October	4,544	5,723
November	5,363	6,752
December	6,136	7,716
January	6,722	8,465
February	7,782	9,373
March	8,332	10,164
April	9,074	10,159
May	9,104	10,160
June	9,106	10,160

QUALITY

	Quantity	Base Number	Contract	AT	Region	England
% of FP17s for the same patient ID Re-attending within 3 months - Children	61	1,020	6.0%	11.5%	13.3%	12.3%
% of FP17s for the same patient ID Re-attending within 3 months - Adults	693	4,565	15.2%	15.6%	17.3%	16.7%
% of FP17s for the same patient ID Re-attending between 3 & 9 months - Children	492	1,020	48.2%	57.3%	58.9%	57.6%
% of FP17s for the same patient ID Re-attending between 3 & 9 months - Adults	2,306	4,565	50.5%	52.0%	52.2%	50.1%
% of FP17s for Band 1 Urgent Courses	360	5,098	7.1%	8.2%	9.2%	9.1%
% of FP17s Relating to Free Repair or Replacements	44	5,098	0.9%	1.2%	1.0%	0.8%
% of FP17s Relating to Continuations	107	5,098	2.1%	1.6%	1.4%	1.2%
% of Patients satisfied with the dentistry they have received	13	13	100.0%	93.3%	93.1%	92.8%
% of Patients satisfied with the time they had to wait for an appointment	12	13	92.3%	90.4%	89.5%	88.7%

* This is based on patients treated on this contract for their most recent course of treatment. Figures in italics indicate the base number of FP17s or Patient Questionnaire responses are less than 100. N/A is shown where the base number of responses is less than 10 during the period. % is calculated as Quantity/Base number*100

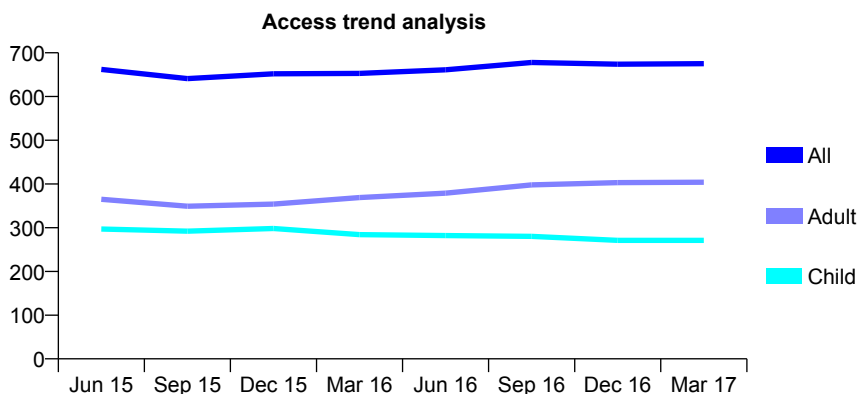
Q49 - Vital Signs At a Glance Contract Report for 309516/0001 - Year end March 2017

Name or company name	DR ID GRIME
Contract type name	GDS Contract
Purpose of contract	General
Contract start date	01/04/2006
Contract end date	

16/17 Contracted general activity (UDA)	1,650
Carry forward general activity (UDA)	0
16/17 Contracted orthodontic activity (UOA)	0
Carry forward orthodontic activity (UOA)	0
Baseline contract value	£42,235.02

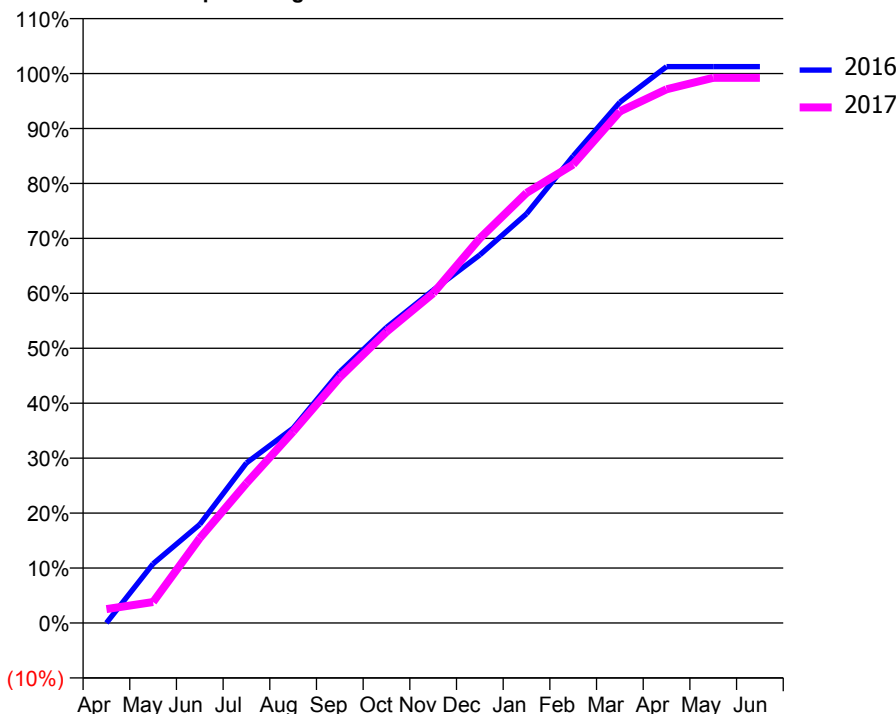
ACCESS*

Patients seen in 24 months	Total	Change since previous quarter
Quarter ending March 2016	653	
Quarter ending June 2016	661	→
Quarter ending September 2016	678	↑
Quarter ending December 2016	674	→
Quarter ending March 2017	675	→
Variance since March 2016	3.4%	↑



ACTIVITY

Cumulative percentage of contracted UDA delivered 2016 & 2017



Month	Adjusted Scheduled Activity (UDA)	
	2016	2017
April	0	42
May	178	63
June	296	255
July	481	420
August	585	575
September	754	738
October	888	874
November	1,000	990
December	1,105	1,155
January	1,229	1,291
February	1,402	1,377
March	1,564	1,536
April	1,671	1,603
May	1,671	1,637
June	1,671	1,637

QUALITY

	Quantity	Base Number	Contract	AT	Region	England
% of FP17s for the same patient ID Re-attending within 3 months - Children	23	421	5.5%	11.5%	13.3%	12.3%
% of FP17s for the same patient ID Re-attending within 3 months - Adults	78	588	13.3%	15.6%	17.3%	16.7%
% of FP17s for the same patient ID Re-attending between 3 & 9 months - Children	273	421	64.8%	57.3%	58.9%	57.6%
% of FP17s for the same patient ID Re-attending between 3 & 9 months - Adults	377	588	64.1%	52.0%	52.2%	50.1%
% of FP17s for Band 1 Urgent Courses	60	1,012	5.9%	8.2%	9.2%	9.1%
% of FP17s Relating to Free Repair or Replacements	1	1,012	0.1%	1.2%	1.0%	0.8%
% of FP17s Relating to Continuations	17	1,012	1.7%	1.6%	1.4%	1.2%
% of Patients satisfied with the dentistry they have received	0	0	N/A	93.3%	93.1%	92.8%
% of Patients satisfied with the time they had to wait for an appointment	0	0	N/A	90.4%	89.5%	88.7%

* This is based on patients treated on this contract for their most recent course of treatment. Figures in italics indicate the base number of FP17s or Patient Questionnaire responses are less than 100. N/A is shown where the base number of responses is less than 10 during the period. % is calculated as Quantity/Base number*100

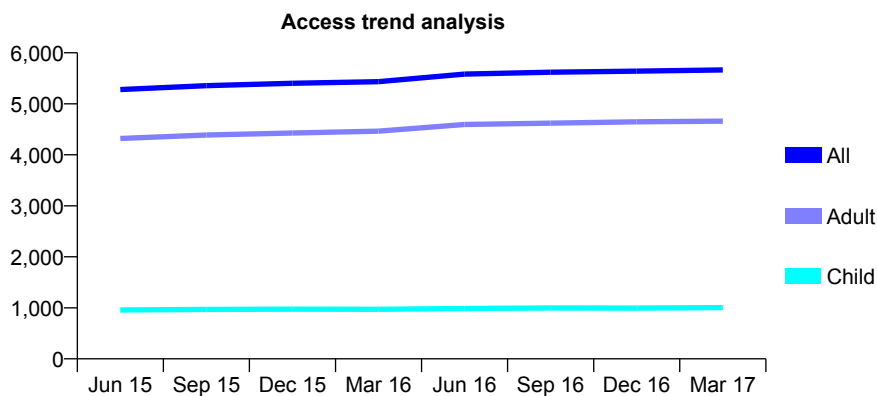
Q49 - Vital Signs At a Glance Contract Report for 320978/0001 - Year end March 2017

Name or company name	MR SL MCKENZIE
Contract type name	GDS Contract
Purpose of contract	General and Orthodontic
Contract start date	01/04/2006
Contract end date	

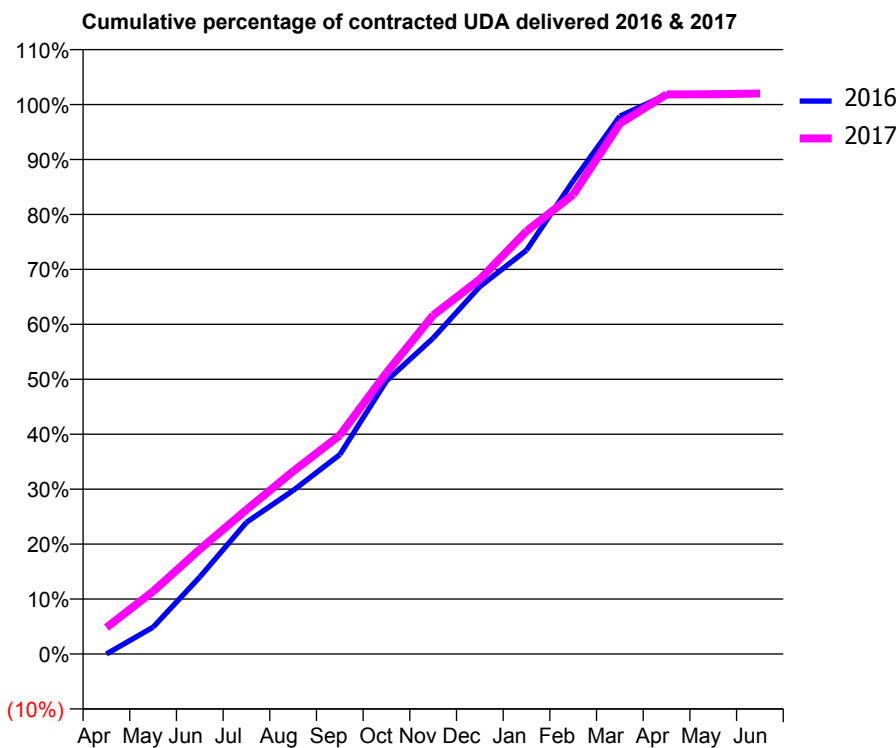
16/17 Contracted general activity (UDA)	13,087
Carry forward general activity (UDA)	0
16/17 Contracted orthodontic activity (UOA)	0
Carry forward orthodontic activity (UOA)	0
Baseline contract value	£389,939.30

ACCESS*

Patients seen in 24 months	Total	Change since previous quarter
Quarter ending March 2016	5,435	
Quarter ending June 2016	5,583	↑
Quarter ending September 2016	5,619	→
Quarter ending December 2016	5,640	→
Quarter ending March 2017	5,665	→
Variance since March 2016	4.2%	↑



ACTIVITY



Month	Adjusted Scheduled Activity (UDA)	
	2016	2017
April	0	632
May	656	1,493
June	1,877	2,494
July	3,206	3,437
August	3,985	4,352
September	4,858	5,210
October	6,653	6,698
November	7,697	8,072
December	8,950	8,927
January	9,839	10,072
February	11,528	10,941
March	13,101	12,636
April	13,625	13,327
May	13,656	13,329
June	13,659	13,350

QUALITY

	Quantity	Base Number	Contract	AT	Region	England
% of FP17s for the same patient ID Re-attending within 3 months - Children	115	1,417	8.1%	11.5%	13.3%	12.3%
% of FP17s for the same patient ID Re-attending within 3 months - Adults	1,234	6,522	18.9%	15.6%	17.3%	16.7%
% of FP17s for the same patient ID Re-attending between 3 & 9 months - Children	756	1,417	53.4%	57.3%	58.9%	57.6%
% of FP17s for the same patient ID Re-attending between 3 & 9 months - Adults	3,259	6,522	50.0%	52.0%	52.2%	50.1%
% of FP17s for Band 1 Urgent Courses	849	7,411	11.5%	8.2%	9.2%	9.1%
% of FP17s Relating to Free Repair or Replacements	42	7,411	0.6%	1.2%	1.0%	0.8%
% of FP17s Relating to Continuations	111	7,411	1.5%	1.6%	1.4%	1.2%
% of Patients satisfied with the dentistry they have received	64	66	97.0%	93.3%	93.1%	92.8%
% of Patients satisfied with the time they had to wait for an appointment	63	66	95.5%	90.4%	89.5%	88.7%

* This is based on patients treated on this contract for their most recent course of treatment. Figures in italics indicate the base number of FP17s or Patient Questionnaire responses are less than 100. N/A is shown where the base number of responses is less than 10 during the period. % is calculated as Quantity/Base number*100

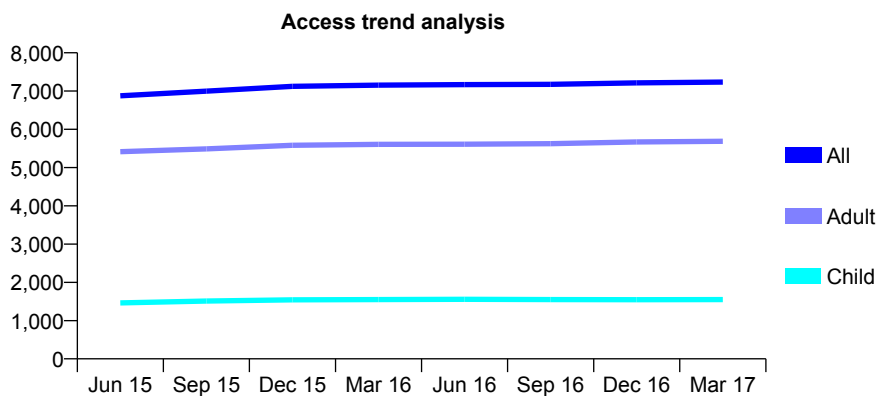
Q49 - Vital Signs At a Glance Contract Report for 324604/0001 - Year end March 2017

Name or company name	MR MG HAILS
Contract type name	GDS Contract
Purpose of contract	General and Orthodontic
Contract start date	01/04/2006
Contract end date	

16/17 Contracted general activity (UDA)	19,114
Carry forward general activity (UDA)	0
16/17 Contracted orthodontic activity (UOA)	119
Carry forward orthodontic activity (UOA)	0
Baseline contract value	£443,625.29

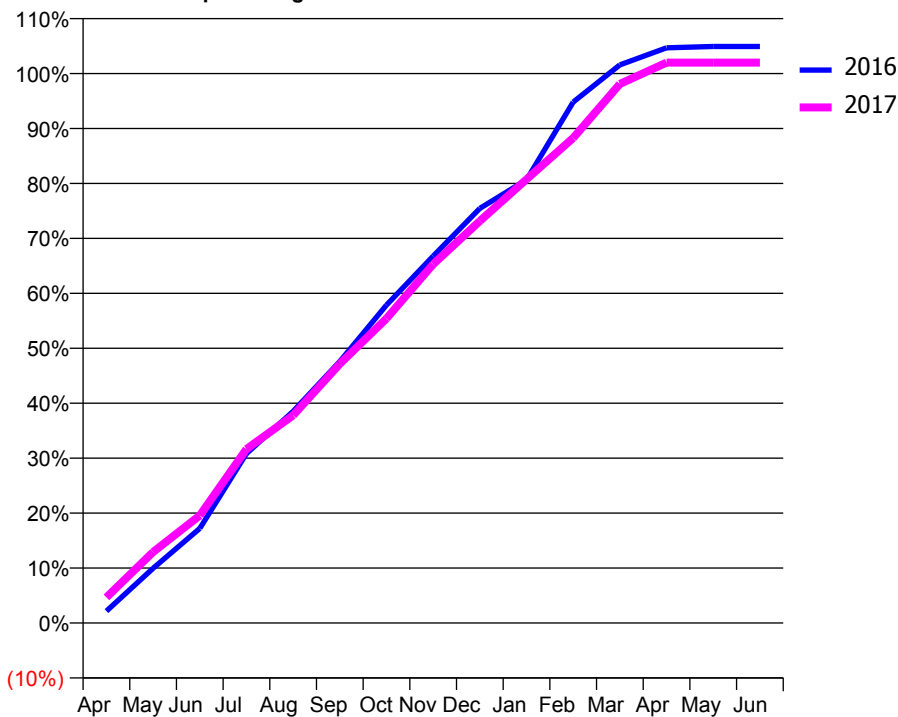
ACCESS*

Patients seen in 24 months	Total	Change since previous quarter
Quarter ending March 2016	7,156	
Quarter ending June 2016	7,169	→
Quarter ending September 2016	7,176	→
Quarter ending December 2016	7,214	→
Quarter ending March 2017	7,236	→
Variance since March 2016	1.1%	→



ACTIVITY

Cumulative percentage of contracted UDA delivered 2016 & 2017



Month	Adjusted Scheduled Activity (UDA)	
	2016	2017
April	406	894
May	1,858	2,471
June	3,214	3,741
July	5,752	6,049
August	7,186	7,224
September	8,878	9,014
October	10,794	10,594
November	12,455	12,477
December	14,073	13,984
January	15,043	15,434
February	17,681	16,871
March	18,943	18,748
April	19,526	19,493
May	19,571	19,494
June	19,571	19,494

QUALITY

	Quantity	Base Number	Contract	AT	Region	England
% of FP17s for the same patient ID Re-attending within 3 months - Children	114	2,044	5.6%	11.5%	13.3%	12.3%
% of FP17s for the same patient ID Re-attending within 3 months - Adults	849	7,112	11.9%	15.6%	17.3%	16.7%
% of FP17s for the same patient ID Re-attending between 3 & 9 months - Children	1,090	2,044	53.3%	57.3%	58.9%	57.6%
% of FP17s for the same patient ID Re-attending between 3 & 9 months - Adults	3,565	7,112	50.1%	52.0%	52.2%	50.1%
% of FP17s for Band 1 Urgent Courses	592	9,176	6.5%	8.2%	9.2%	9.1%
% of FP17s Relating to Free Repair or Replacements	50	9,176	0.5%	1.2%	1.0%	0.8%
% of FP17s Relating to Continuations	157	9,176	1.7%	1.6%	1.4%	1.2%
% of Patients satisfied with the dentistry they have received	12	12	100.0%	93.3%	93.1%	92.8%
% of Patients satisfied with the time they had to wait for an appointment	12	12	100.0%	90.4%	89.5%	88.7%

* This is based on patients treated on this contract for their most recent course of treatment. Figures in italics indicate the base number of FP17s or Patient Questionnaire responses are less than 100. N/A is shown where the base number of responses is less than 10 during the period. % is calculated as Quantity/Base number*100

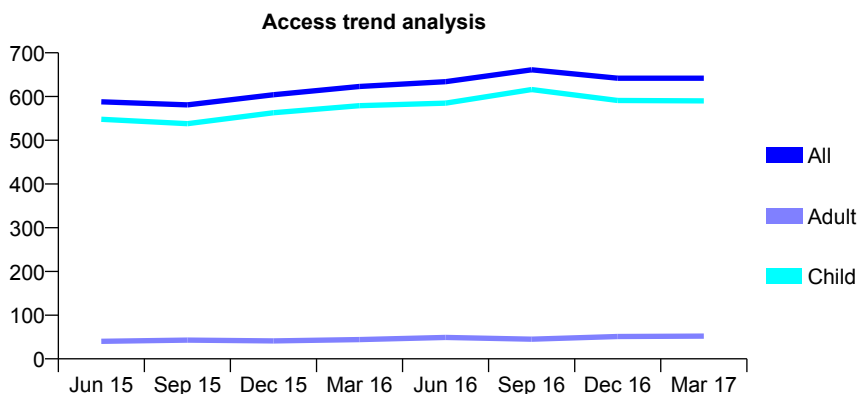
Q49 - Vital Signs At a Glance Contract Report for 326976/0001 - Year end March 2017

Name or company name	MR RA HELLEN
Contract type name	GDS Contract
Purpose of contract	General
Contract start date	01/04/2006
Contract end date	

16/17 Contracted general activity (UDA)	1,300
Carry forward general activity (UDA)	0
16/17 Contracted orthodontic activity (UOA)	0
Carry forward orthodontic activity (UOA)	0
Baseline contract value	£31,055.56

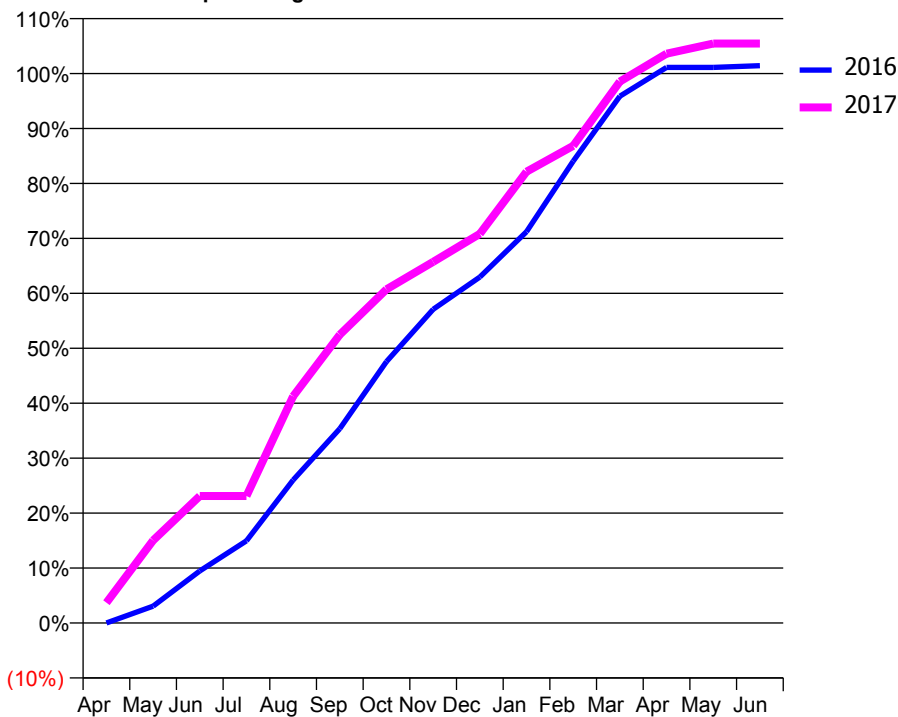
ACCESS*

Patients seen in 24 months	Total	Change since previous quarter
Quarter ending March 2016	623	
Quarter ending June 2016	634	→
Quarter ending September 2016	661	↑
Quarter ending December 2016	642	↓
Quarter ending March 2017	642	→
Variance since March 2016	3.0%	↑



ACTIVITY

Cumulative percentage of contracted UDA delivered 2016 & 2017



Adjusted Scheduled Activity (UDA)

Month	2016	2017
April	0	48
May	40	195
June	123	301
July	194	301
August	338	536
September	460	682
October	619	790
November	742	855
December	819	921
January	926	1,068
February	1,093	1,129
March	1,246	1,281
April	1,314	1,347
May	1,314	1,371
June	1,318	1,371

QUALITY

	Quantity	Base Number	Contract	AT	Region	England
% of FP17s for the same patient ID Re-attending within 3 months - Children	97	908	10.7%	11.5%	13.3%	12.3%
% of FP17s for the same patient ID Re-attending within 3 months - Adults	0	1	0.0%	15.6%	17.3%	16.7%
% of FP17s for the same patient ID Re-attending between 3 & 9 months - Children	553	908	60.9%	57.3%	58.9%	57.6%
% of FP17s for the same patient ID Re-attending between 3 & 9 months - Adults	0	1	0.0%	52.0%	52.2%	50.1%
% of FP17s for Band 1 Urgent Courses	25	892	2.8%	8.2%	9.2%	9.1%
% of FP17s Relating to Free Repair or Replacements	0	892	0.0%	1.2%	1.0%	0.8%
% of FP17s Relating to Continuations	29	892	3.3%	1.6%	1.4%	1.2%
% of Patients satisfied with the dentistry they have received	0	0	N/A	93.3%	93.1%	92.8%
% of Patients satisfied with the time they had to wait for an appointment	0	0	N/A	90.4%	89.5%	88.7%

* This is based on patients treated on this contract for their most recent course of treatment. Figures in italics indicate the base number of FP17s or Patient Questionnaire responses are less than 100. N/A is shown where the base number of responses is less than 10 during the period. % is calculated as Quantity/Base number*100

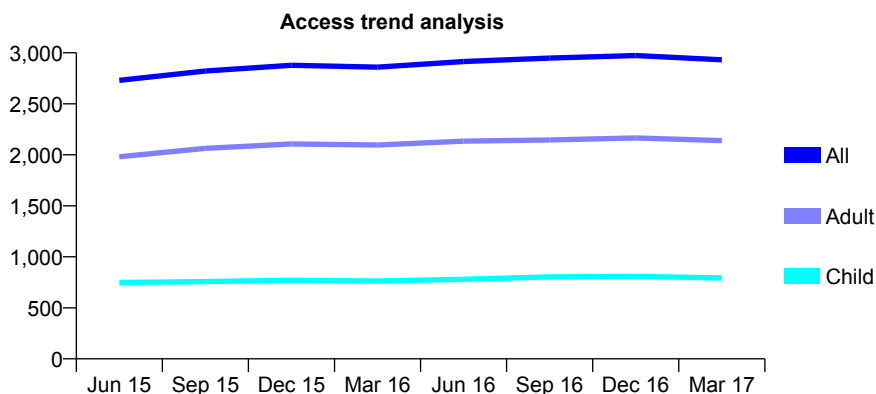
Q49 - Vital Signs At a Glance Contract Report for 327646/0001 - Year end March 2017

Name or company name	MR TW CHEUNG
Contract type name	GDS Contract
Purpose of contract	General
Contract start date	01/04/2006
Contract end date	

16/17 Contracted general activity (UDA)	12,362
Carry forward general activity (UDA)	0
16/17 Contracted orthodontic activity (UOA)	0
Carry forward orthodontic activity (UOA)	0
Baseline contract value	£289,018.29

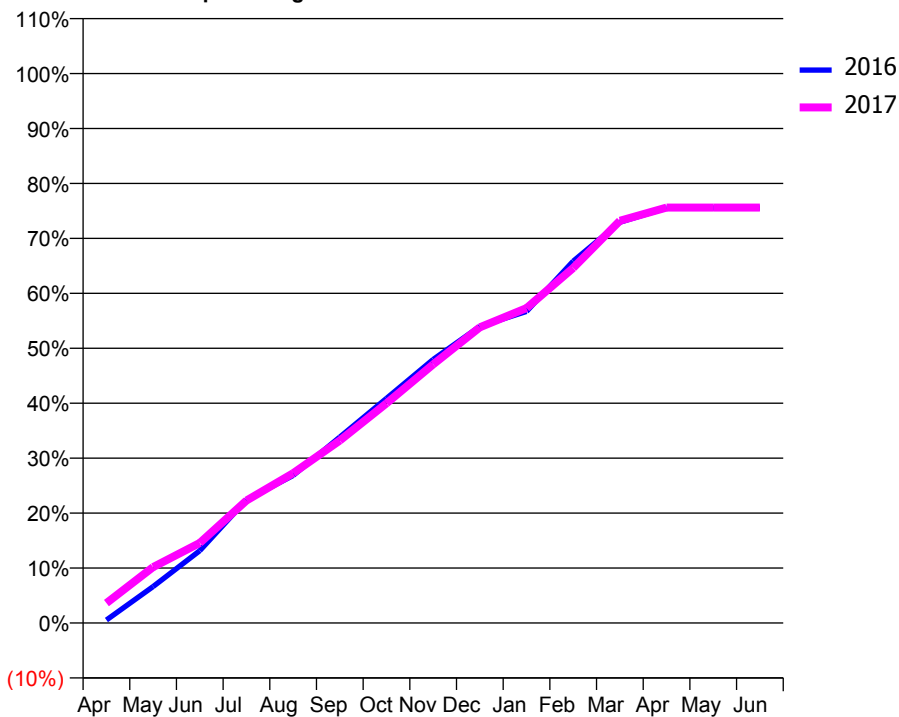
ACCESS*

Patients seen in 24 months	Total	Change since previous quarter
Quarter ending March 2016	2,859	
Quarter ending June 2016	2,914	→
Quarter ending September 2016	2,949	→
Quarter ending December 2016	2,973	→
Quarter ending March 2017	2,932	↓
Variance since March 2016	2.6%	↑



ACTIVITY

Cumulative percentage of contracted UDA delivered 2016 & 2017



Adjusted Scheduled Activity (UDA)

Month	2016	2017
April	68	450
May	819	1,257
June	1,628	1,801
July	2,770	2,755
August	3,318	3,369
September	4,185	4,105
October	5,054	4,942
November	5,929	5,819
December	6,673	6,653
January	7,010	7,084
February	8,139	7,987
March	9,016	9,050
April	9,338	9,347
May	9,338	9,347
June	9,338	9,347

QUALITY

	Quantity	Base Number	Contract	AT	Region	England
% of FP17s for the same patient ID Re-attending within 3 months - Children	56	988	5.7%	11.5%	13.3%	12.3%
% of FP17s for the same patient ID Re-attending within 3 months - Adults	282	2,410	11.7%	15.6%	17.3%	16.7%
% of FP17s for the same patient ID Re-attending between 3 & 9 months - Children	478	988	48.4%	57.3%	58.9%	57.6%
% of FP17s for the same patient ID Re-attending between 3 & 9 months - Adults	1,062	2,410	44.1%	52.0%	52.2%	50.1%
% of FP17s for Band 1 Urgent Courses	172	3,393	5.1%	8.2%	9.2%	9.1%
% of FP17s Relating to Free Repair or Replacements	45	3,393	1.3%	1.2%	1.0%	0.8%
% of FP17s Relating to Continuations	49	3,393	1.4%	1.6%	1.4%	1.2%
% of Patients satisfied with the dentistry they have received	3	3	N/A	93.3%	93.1%	92.8%
% of Patients satisfied with the time they had to wait for an appointment	3	3	N/A	90.4%	89.5%	88.7%

* This is based on patients treated on this contract for their most recent course of treatment. Figures in italics indicate the base number of FP17s or Patient Questionnaire responses are less than 100. N/A is shown where the base number of responses is less than 10 during the period. % is calculated as Quantity/Base number*100

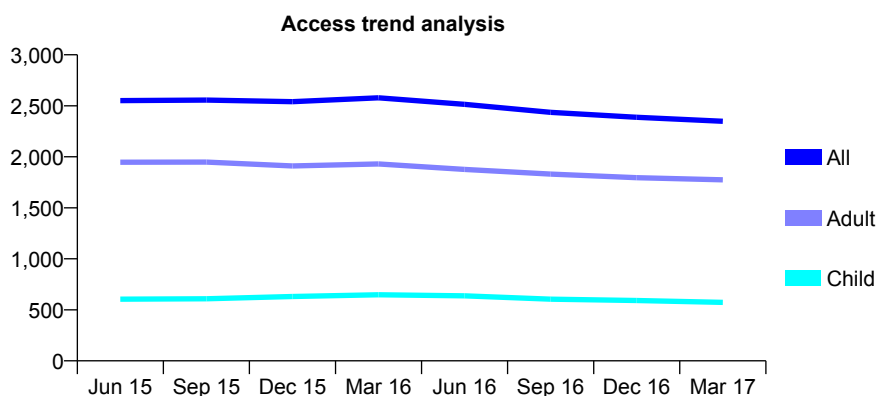
Q49 - Vital Signs At a Glance Contract Report for 329711/0001 - Year end March 2017

Name or company name	MR S NEPALI
Contract type name	GDS Contract
Purpose of contract	General and Orthodontic
Contract start date	01/04/2006
Contract end date	

16/17 Contracted general activity (UDA)	9,100
Carry forward general activity (UDA)	0
16/17 Contracted orthodontic activity (UOA)	250
Carry forward orthodontic activity (UOA)	0
Baseline contract value	£228,940.08

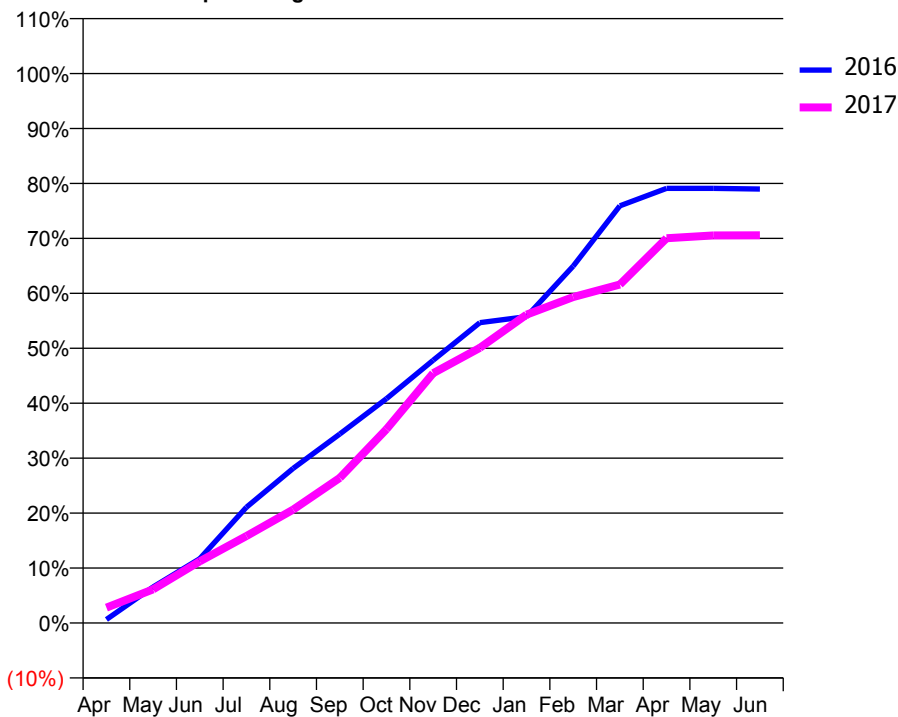
ACCESS*

Patients seen in 24 months	Total	Change since previous quarter
Quarter ending March 2016	2,578	
Quarter ending June 2016	2,514	↓
Quarter ending September 2016	2,436	↓
Quarter ending December 2016	2,387	↓
Quarter ending March 2017	2,348	↓
Variance since March 2016	(8.9%)	↓



ACTIVITY

Cumulative percentage of contracted UDA delivered 2016 & 2017



Month	Adjusted Scheduled Activity (UDA)	
	2016	2017
April	58	256
May	596	557
June	1,067	1,021
July	1,918	1,440
August	2,560	1,878
September	3,130	2,403
October	3,715	3,210
November	4,351	4,137
December	4,974	4,556
January	5,073	5,107
February	5,910	5,398
March	6,909	5,605
April	7,198	6,372
May	7,199	6,419
June	7,187	6,421

QUALITY

	Quantity	Base Number	Contract	AT	Region	England
% of FP17s for the same patient ID Re-attending within 3 months - Children	46	662	6.9%	11.5%	13.3%	12.3%
% of FP17s for the same patient ID Re-attending within 3 months - Adults	255	2,022	12.6%	15.6%	17.3%	16.7%
% of FP17s for the same patient ID Re-attending between 3 & 9 months - Children	335	662	50.6%	57.3%	58.9%	57.6%
% of FP17s for the same patient ID Re-attending between 3 & 9 months - Adults	1,088	2,022	53.8%	52.0%	52.2%	50.1%
% of FP17s for Band 1 Urgent Courses	197	2,824	7.0%	8.2%	9.2%	9.1%
% of FP17s Relating to Free Repair or Replacements	48	2,824	1.7%	1.2%	1.0%	0.8%
% of FP17s Relating to Continuations	20	2,824	0.7%	1.6%	1.4%	1.2%
% of Patients satisfied with the dentistry they have received	5	5	N/A	93.3%	93.1%	92.8%
% of Patients satisfied with the time they had to wait for an appointment	4	5	N/A	90.4%	89.5%	88.7%

* This is based on patients treated on this contract for their most recent course of treatment. Figures in italics indicate the base number of FP17s or Patient Questionnaire responses are less than 100. N/A is shown where the base number of responses is less than 10 during the period. % is calculated as Quantity/Base number*100

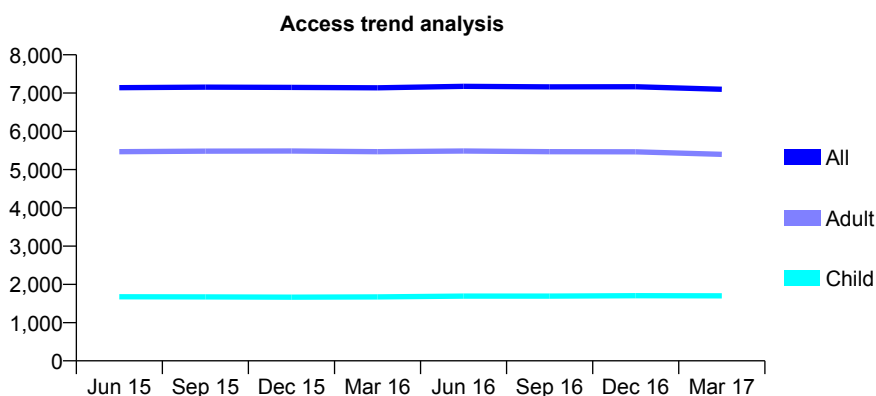
Q49 - Vital Signs At a Glance Contract Report for 331015/0001 - Year end March 2017

Name or company name	MR KC MCCARTHY
Contract type name	GDS Contract
Purpose of contract	General
Contract start date	01/04/2006
Contract end date	

16/17 Contracted general activity (UDA)	16,742
Carry forward general activity (UDA)	-266
16/17 Contracted orthodontic activity (UOA)	0
Carry forward orthodontic activity (UOA)	0
Baseline contract value	£446,951.74

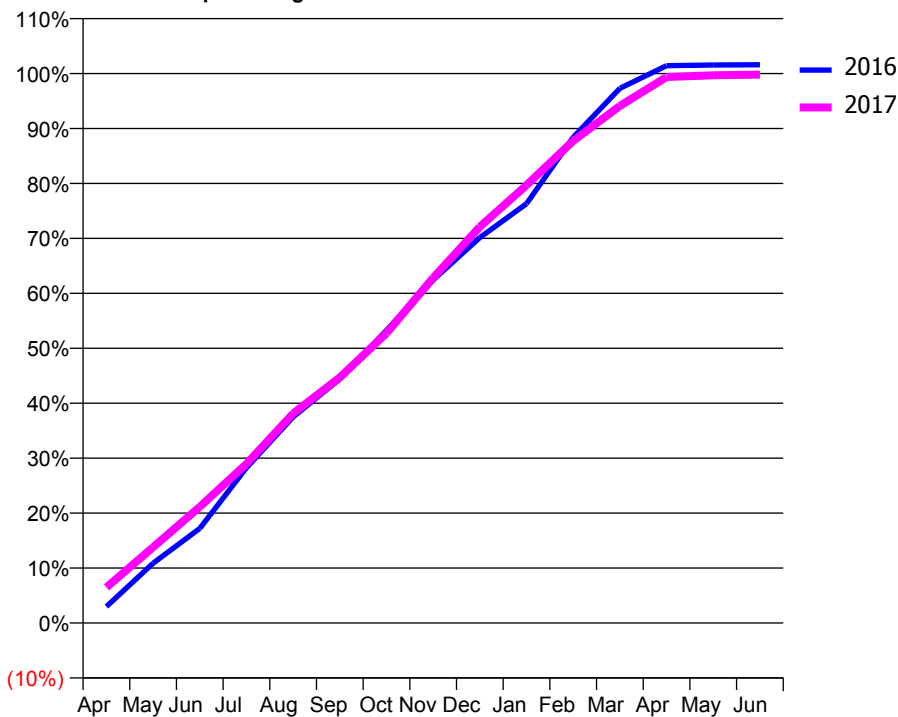
ACCESS*

Patients seen in 24 months	Total	Change since previous quarter
Quarter ending March 2016	7,138	
Quarter ending June 2016	7,177	→
Quarter ending September 2016	7,161	→
Quarter ending December 2016	7,166	→
Quarter ending March 2017	7,099	→
Variance since March 2016	(0.5%)	→



ACTIVITY

Cumulative percentage of contracted UDA delivered 2016 & 2017



Month	Adjusted Scheduled Activity (UDA)	
	2016	2017
April	503	1,087
May	1,822	2,311
June	2,884	3,539
July	4,731	4,848
August	6,280	6,385
September	7,431	7,480
October	8,920	8,831
November	10,452	10,516
December	11,745	12,073
January	12,775	13,340
February	14,799	14,688
March	16,289	15,754
April	16,980	16,637
May	17,002	16,690
June	17,008	16,707

QUALITY

	Quantity	Base Number	Contract	AT	Region	England
% of FP17s for the same patient ID Re-attending within 3 months - Children	88	1,701	5.2%	11.5%	13.3%	12.3%
% of FP17s for the same patient ID Re-attending within 3 months - Adults	524	4,937	10.6%	15.6%	17.3%	16.7%
% of FP17s for the same patient ID Re-attending between 3 & 9 months - Children	409	1,701	24.0%	57.3%	58.9%	57.6%
% of FP17s for the same patient ID Re-attending between 3 & 9 months - Adults	1,150	4,937	23.3%	52.0%	52.2%	50.1%
% of FP17s for Band 1 Urgent Courses	273	6,702	4.1%	8.2%	9.2%	9.1%
% of FP17s Relating to Free Repair or Replacements	98	6,702	1.5%	1.2%	1.0%	0.8%
% of FP17s Relating to Continuations	166	6,702	2.5%	1.6%	1.4%	1.2%
% of Patients satisfied with the dentistry they have received	6	6	N/A	93.3%	93.1%	92.8%
% of Patients satisfied with the time they had to wait for an appointment	6	6	N/A	90.4%	89.5%	88.7%

* This is based on patients treated on this contract for their most recent course of treatment. Figures in italics indicate the base number of FP17s or Patient Questionnaire responses are less than 100. N/A is shown where the base number of responses is less than 10 during the period. % is calculated as Quantity/Base number*100

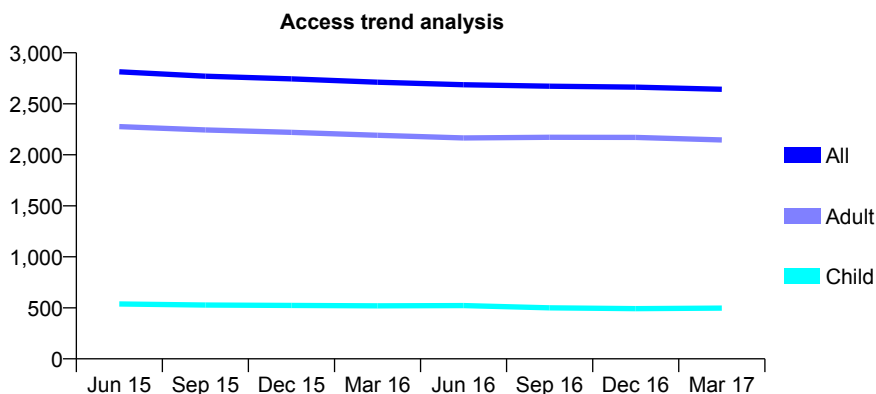
Q49 - Vital Signs At a Glance Contract Report for 333026/0002 - Year end March 2017

Name or company name	MR K NUTT
Contract type name	GDS Contract
Purpose of contract	General
Contract start date	01/04/2006
Contract end date	

16/17 Contracted general activity (UDA)	8,454
Carry forward general activity (UDA)	-293
16/17 Contracted orthodontic activity (UOA)	0
Carry forward orthodontic activity (UOA)	0
Baseline contract value	£207,561.46

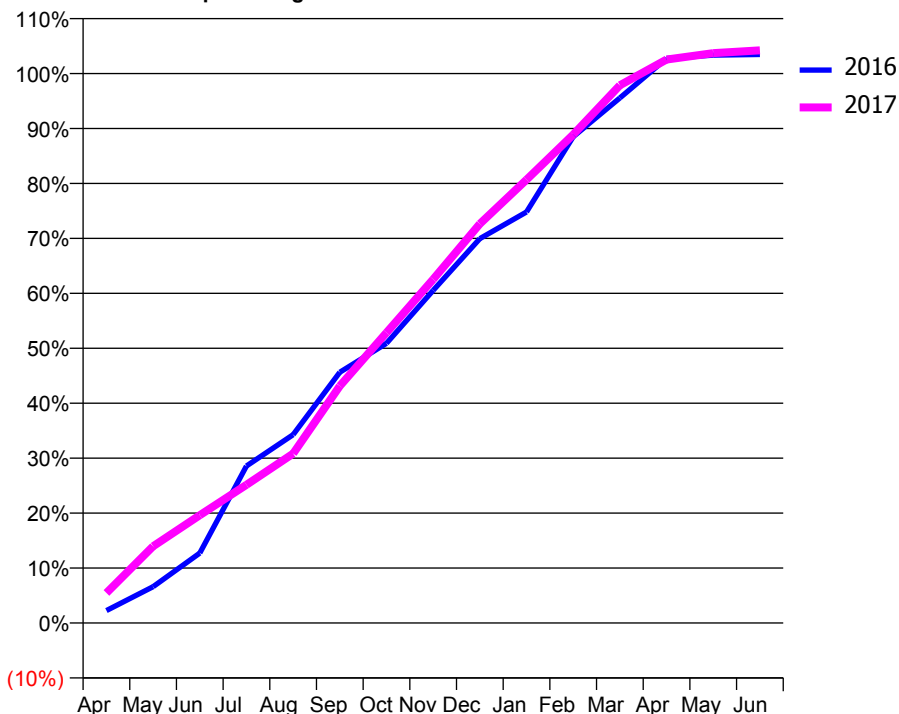
ACCESS*

Patients seen in 24 months	Total	Change since previous quarter
Quarter ending March 2016	2,712	
Quarter ending June 2016	2,687	→
Quarter ending September 2016	2,672	→
Quarter ending December 2016	2,663	→
Quarter ending March 2017	2,643	→
Variance since March 2016	(2.5%)	↓



ACTIVITY

Cumulative percentage of contracted UDA delivered 2016 & 2017



Month	Adjusted Scheduled Activity (UDA)	
	2016	2017
April	192	462
May	559	1,180
June	1,075	1,659
July	2,416	2,127
August	2,898	2,607
September	3,857	3,646
October	4,304	4,468
November	5,117	5,289
December	5,913	6,141
January	6,324	6,821
February	7,482	7,514
March	8,079	8,272
April	8,684	8,669
May	8,736	8,766
June	8,747	8,810

QUALITY

	Quantity	Base Number	Contract	AT	Region	England
% of FP17s for the same patient ID Re-attending within 3 months - Children	46	831	5.5%	11.5%	13.3%	12.3%
% of FP17s for the same patient ID Re-attending within 3 months - Adults	584	3,605	16.2%	15.6%	17.3%	16.7%
% of FP17s for the same patient ID Re-attending between 3 & 9 months - Children	582	831	70.0%	57.3%	58.9%	57.6%
% of FP17s for the same patient ID Re-attending between 3 & 9 months - Adults	2,232	3,605	61.9%	52.0%	52.2%	50.1%
% of FP17s for Band 1 Urgent Courses	223	4,373	5.1%	8.2%	9.2%	9.1%
% of FP17s Relating to Free Repair or Replacements	32	4,373	0.7%	1.2%	1.0%	0.8%
% of FP17s Relating to Continuations	62	4,373	1.4%	1.6%	1.4%	1.2%
% of Patients satisfied with the dentistry they have received	7	9	N/A	93.3%	93.1%	92.8%
% of Patients satisfied with the time they had to wait for an appointment	9	9	N/A	90.4%	89.5%	88.7%

* This is based on patients treated on this contract for their most recent course of treatment. Figures in italics indicate the base number of FP17s or Patient Questionnaire responses are less than 100. N/A is shown where the base number of responses is less than 10 during the period. % is calculated as Quantity/Base number*100

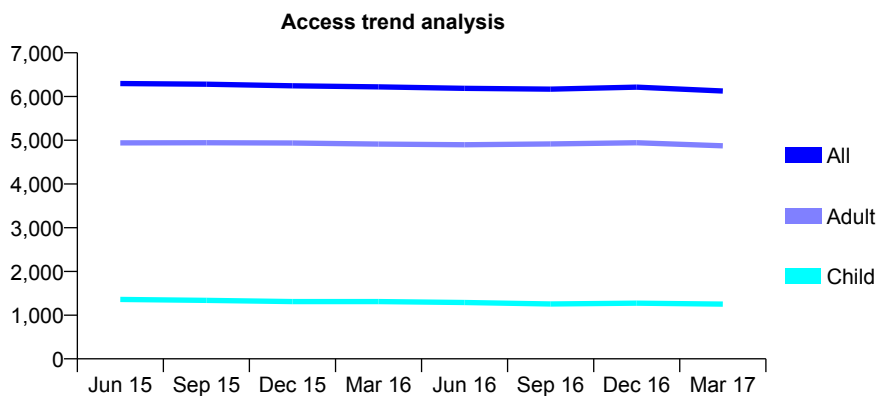
Q49 - Vital Signs At a Glance Contract Report for 334189/0001 - Year end March 2017

Name or company name	MR GW MAW
Contract type name	GDS Contract
Purpose of contract	General
Contract start date	01/04/2006
Contract end date	

16/17 Contracted general activity (UDA)	19,221
Carry forward general activity (UDA)	397
16/17 Contracted orthodontic activity (UOA)	0
Carry forward orthodontic activity (UOA)	0
Baseline contract value	£442,775.19

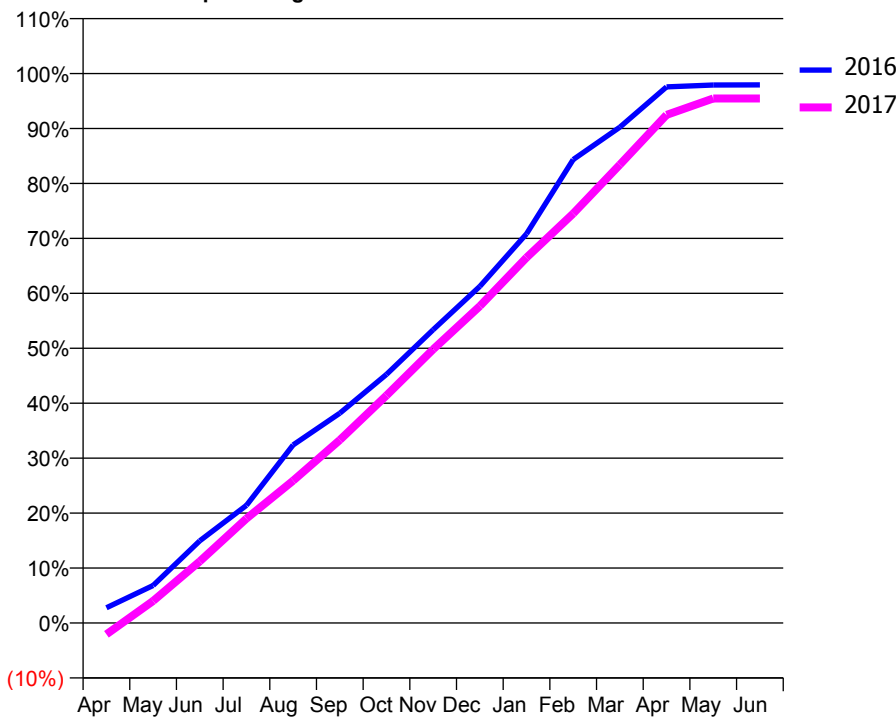
ACCESS*

Patients seen in 24 months	Total	Change since previous quarter
Quarter ending March 2016	6,220	
Quarter ending June 2016	6,187	→
Quarter ending September 2016	6,170	→
Quarter ending December 2016	6,216	→
Quarter ending March 2017	6,126	↓
Variance since March 2016	(1.5%)	↓



ACTIVITY

Cumulative percentage of contracted UDA delivered 2016 & 2017



Month	Adjusted Scheduled Activity (UDA)	
	2016	2017
April	534	-397
May	1,314	774
June	2,875	2,158
July	4,117	3,654
August	6,231	4,980
September	7,338	6,403
October	8,699	7,961
November	10,258	9,573
December	11,777	11,087
January	13,613	12,784
February	16,213	14,320
March	17,344	16,034
April	18,755	17,773
May	18,819	18,345
June	18,824	18,346

QUALITY

	Quantity	Base Number	Contract	AT	Region	England
% of FP17s for the same patient ID Re-attending within 3 months - Children	170	1,945	8.7%	11.5%	13.3%	12.3%
% of FP17s for the same patient ID Re-attending within 3 months - Adults	1,023	6,941	14.7%	15.6%	17.3%	16.7%
% of FP17s for the same patient ID Re-attending between 3 & 9 months - Children	1,109	1,945	57.0%	57.3%	58.9%	57.6%
% of FP17s for the same patient ID Re-attending between 3 & 9 months - Adults	3,651	6,941	52.6%	52.0%	52.2%	50.1%
% of FP17s for Band 1 Urgent Courses	811	9,318	8.7%	8.2%	9.2%	9.1%
% of FP17s Relating to Free Repair or Replacements	67	9,318	0.7%	1.2%	1.0%	0.8%
% of FP17s Relating to Continuations	144	9,318	1.5%	1.6%	1.4%	1.2%
% of Patients satisfied with the dentistry they have received	6	7	N/A	93.3%	93.1%	92.8%
% of Patients satisfied with the time they had to wait for an appointment	5	7	N/A	90.4%	89.5%	88.7%

* This is based on patients treated on this contract for their most recent course of treatment. Figures in italics indicate the base number of FP17s or Patient Questionnaire responses are less than 100. N/A is shown where the base number of responses is less than 10 during the period. % is calculated as Quantity/Base number*100

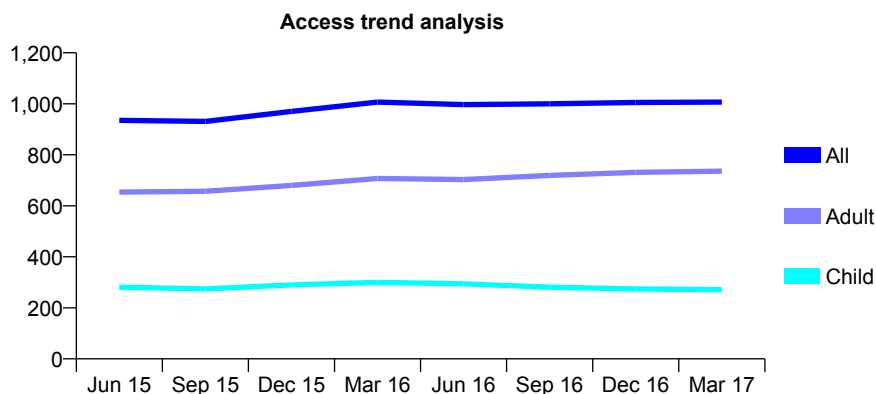
Q49 - Vital Signs At a Glance Contract Report for 334952/0001 - Year end March 2017

Name or company name	MR JP OLD
Contract type name	GDS Contract
Purpose of contract	General
Contract start date	01/04/2006
Contract end date	

16/17 Contracted general activity (UDA)	2,872
Carry forward general activity (UDA)	0
16/17 Contracted orthodontic activity (UOA)	0
Carry forward orthodontic activity (UOA)	0
Baseline contract value	£82,732.69

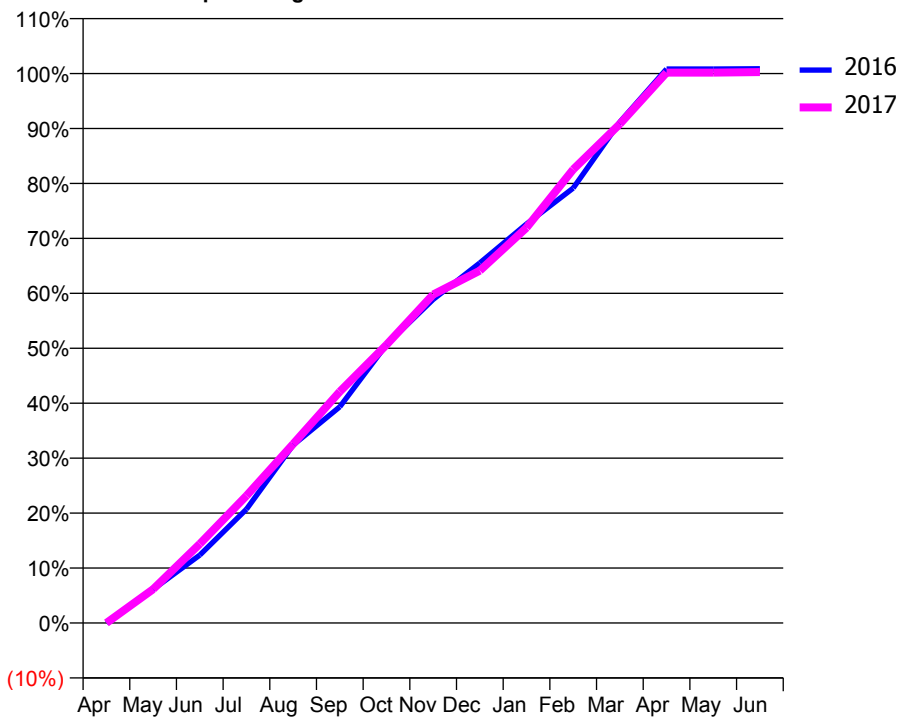
ACCESS*

Patients seen in 24 months	Total	Change since previous quarter
Quarter ending March 2016	1,007	
Quarter ending June 2016	997	→
Quarter ending September 2016	1,000	→
Quarter ending December 2016	1,005	→
Quarter ending March 2017	1,007	→
Variance since March 2016	0.0%	→



ACTIVITY

Cumulative percentage of contracted UDA delivered 2016 & 2017



Month	Adjusted Scheduled Activity (UDA)	
	2016	2017
April	0	0
May	176	177
June	355	414
July	595	665
August	930	936
September	1,130	1,209
October	1,455	1,454
November	1,691	1,717
December	1,882	1,841
January	2,086	2,066
February	2,273	2,371
March	2,619	2,608
April	2,896	2,876
May	2,896	2,876
June	2,897	2,879

QUALITY

	Quantity	Base Number	Contract	AT	Region	England
% of FP17s for the same patient ID Re-attending within 3 months - Children	22	462	4.8%	11.5%	13.3%	12.3%
% of FP17s for the same patient ID Re-attending within 3 months - Adults	145	1,158	12.5%	15.6%	17.3%	16.7%
% of FP17s for the same patient ID Re-attending between 3 & 9 months - Children	326	462	70.6%	57.3%	58.9%	57.6%
% of FP17s for the same patient ID Re-attending between 3 & 9 months - Adults	654	1,158	56.5%	52.0%	52.2%	50.1%
% of FP17s for Band 1 Urgent Courses	67	1,625	4.1%	8.2%	9.2%	9.1%
% of FP17s Relating to Free Repair or Replacements	8	1,625	0.5%	1.2%	1.0%	0.8%
% of FP17s Relating to Continuations	37	1,625	2.3%	1.6%	1.4%	1.2%
% of Patients satisfied with the dentistry they have received	1	1	N/A	93.3%	93.1%	92.8%
% of Patients satisfied with the time they had to wait for an appointment	1	1	N/A	90.4%	89.5%	88.7%

* This is based on patients treated on this contract for their most recent course of treatment. Figures in italics indicate the base number of FP17s or Patient Questionnaire responses are less than 100. N/A is shown where the base number of responses is less than 10 during the period. % is calculated as Quantity/Base number*100

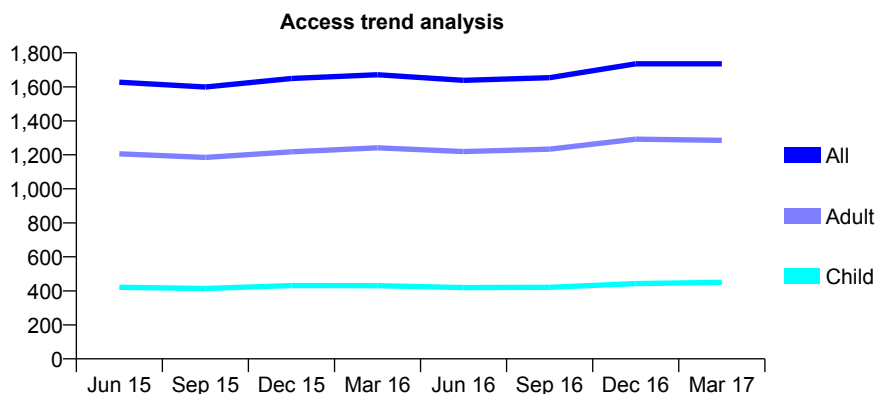
Q49 - Vital Signs At a Glance Contract Report for 334952/0002 - Year end March 2017

Name or company name	MR JP OLD
Contract type name	GDS Contract
Purpose of contract	General
Contract start date	01/04/2006
Contract end date	

16/17 Contracted general activity (UDA)	4,832
Carry forward general activity (UDA)	0
16/17 Contracted orthodontic activity (UOA)	0
Carry forward orthodontic activity (UOA)	0
Baseline contract value	£139,181.51

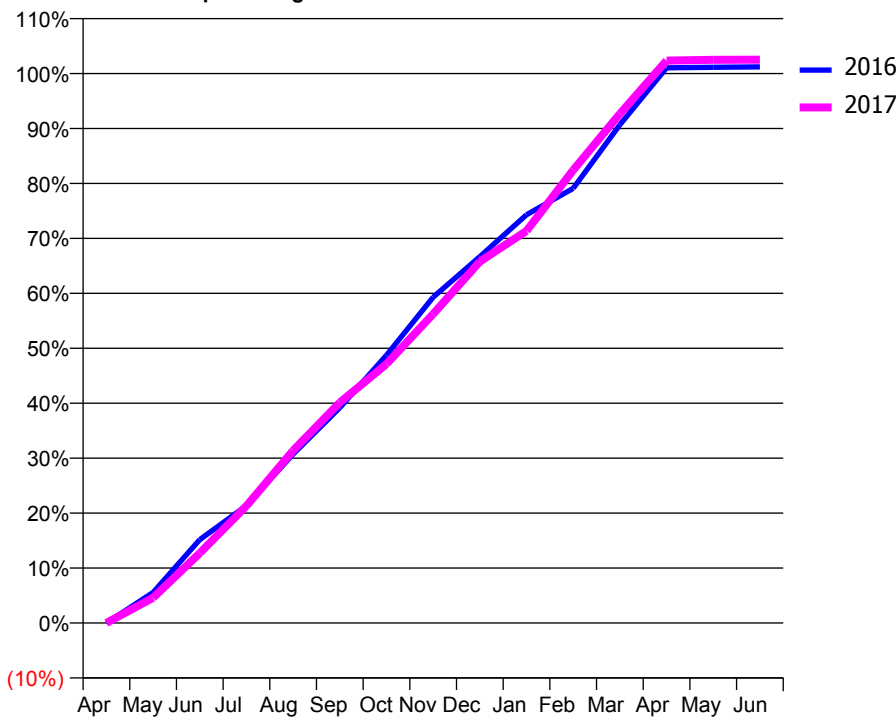
ACCESS*

Patients seen in 24 months	Total	Change since previous quarter
Quarter ending March 2016	1,671	
Quarter ending June 2016	1,638	↓
Quarter ending September 2016	1,654	→
Quarter ending December 2016	1,735	↑
Quarter ending March 2017	1,735	→
Variance since March 2016	3.8%	↑



ACTIVITY

Cumulative percentage of contracted UDA delivered 2016 & 2017



Month	Adjusted Scheduled Activity (UDA)	
	2016	2017
April	0	0
May	269	223
June	733	615
July	1,032	1,030
August	1,485	1,517
September	1,893	1,938
October	2,355	2,277
November	2,866	2,717
December	3,221	3,178
January	3,590	3,448
February	3,822	3,983
March	4,382	4,477
April	4,882	4,945
May	4,887	4,953
June	4,890	4,954

QUALITY

	Quantity	Base Number	Contract	AT	Region	England
% of FP17s for the same patient ID Re-attending within 3 months - Children	54	778	6.9%	11.5%	13.3%	12.3%
% of FP17s for the same patient ID Re-attending within 3 months - Adults	337	2,170	15.5%	15.6%	17.3%	16.7%
% of FP17s for the same patient ID Re-attending between 3 & 9 months - Children	544	778	69.9%	57.3%	58.9%	57.6%
% of FP17s for the same patient ID Re-attending between 3 & 9 months - Adults	1,302	2,170	60.0%	52.0%	52.2%	50.1%
% of FP17s for Band 1 Urgent Courses	144	2,907	5.0%	8.2%	9.2%	9.1%
% of FP17s Relating to Free Repair or Replacements	10	2,907	0.3%	1.2%	1.0%	0.8%
% of FP17s Relating to Continuations	55	2,907	1.9%	1.6%	1.4%	1.2%
% of Patients satisfied with the dentistry they have received	3	4	N/A	93.3%	93.1%	92.8%
% of Patients satisfied with the time they had to wait for an appointment	3	4	N/A	90.4%	89.5%	88.7%

* This is based on patients treated on this contract for their most recent course of treatment. Figures in italics indicate the base number of FP17s or Patient Questionnaire responses are less than 100. N/A is shown where the base number of responses is less than 10 during the period. % is calculated as Quantity/Base number*100

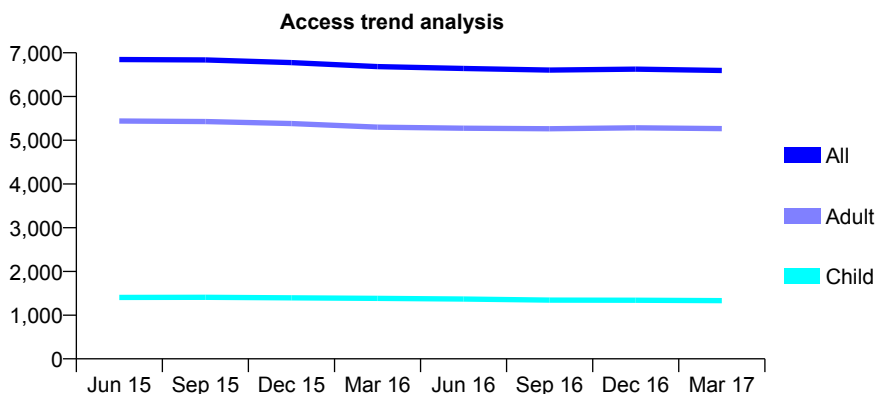
Q49 - Vital Signs At a Glance Contract Report for 336610/0001 - Year end March 2017

Name or company name	MISS EL ALPIN
Contract type name	GDS Contract
Purpose of contract	General
Contract start date	01/04/2006
Contract end date	

16/17 Contracted general activity (UDA)	22,901
Carry forward general activity (UDA)	20
16/17 Contracted orthodontic activity (UOA)	0
Carry forward orthodontic activity (UOA)	0
Baseline contract value	£515,397.64

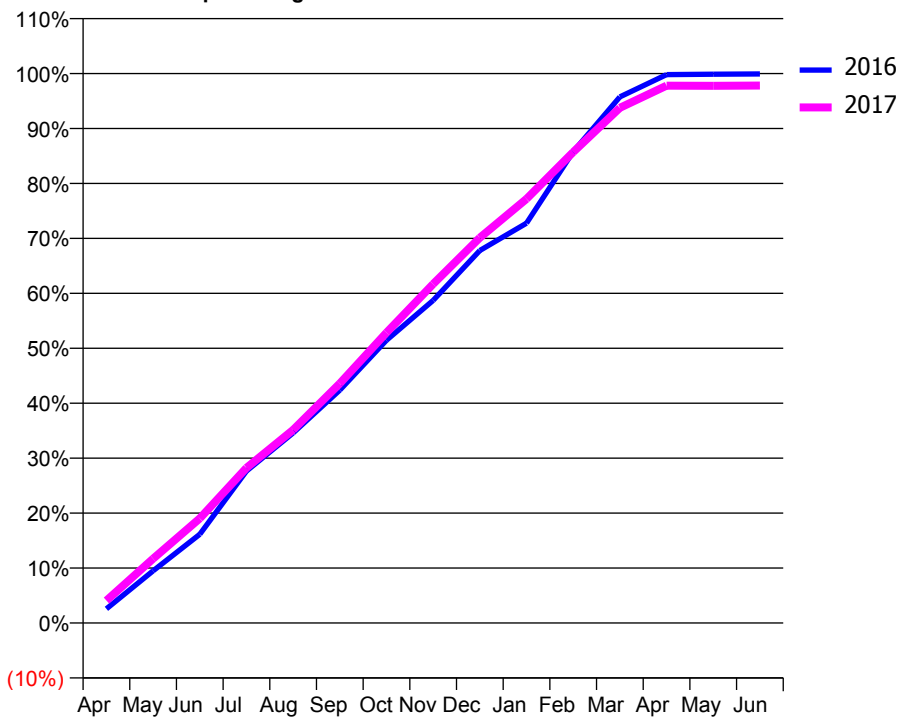
ACCESS*

Patients seen in 24 months	Total	Change since previous quarter
Quarter ending March 2016	6,685	
Quarter ending June 2016	6,643	→
Quarter ending September 2016	6,605	→
Quarter ending December 2016	6,626	→
Quarter ending March 2017	6,596	→
Variance since March 2016	(1.3%)	↓



ACTIVITY

Cumulative percentage of contracted UDA delivered 2016 & 2017



Month	Adjusted Scheduled Activity (UDA)	
	2016	2017
April	592	937
May	2,177	2,684
June	3,696	4,357
July	6,331	6,466
August	7,920	8,052
September	9,704	9,985
October	11,785	12,100
November	13,448	14,128
December	15,524	16,059
January	16,665	17,677
February	19,644	19,627
March	21,927	21,473
April	22,856	22,396
May	22,869	22,388
June	22,881	22,397

QUALITY

	Quantity	Base Number	Contract	AT	Region	England
% of FP17s for the same patient ID Re-attending within 3 months - Children	229	2,127	10.8%	11.5%	13.3%	12.3%
% of FP17s for the same patient ID Re-attending within 3 months - Adults	1,273	7,719	16.5%	15.6%	17.3%	16.7%
% of FP17s for the same patient ID Re-attending between 3 & 9 months - Children	1,252	2,127	58.9%	57.3%	58.9%	57.6%
% of FP17s for the same patient ID Re-attending between 3 & 9 months - Adults	4,165	7,719	54.0%	52.0%	52.2%	50.1%
% of FP17s for Band 1 Urgent Courses	515	9,813	5.2%	8.2%	9.2%	9.1%
% of FP17s Relating to Free Repair or Replacements	243	9,813	2.5%	1.2%	1.0%	0.8%
% of FP17s Relating to Continuations	294	9,813	3.0%	1.6%	1.4%	1.2%
% of Patients satisfied with the dentistry they have received	13	14	92.9%	93.3%	93.1%	92.8%
% of Patients satisfied with the time they had to wait for an appointment	13	14	92.9%	90.4%	89.5%	88.7%

* This is based on patients treated on this contract for their most recent course of treatment. Figures in italics indicate the base number of FP17s or Patient Questionnaire responses are less than 100. N/A is shown where the base number of responses is less than 10 during the period. % is calculated as Quantity/Base number*100

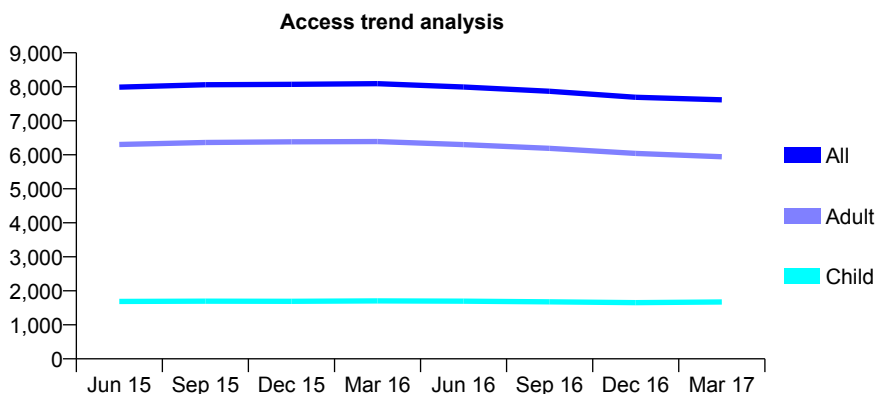
Q49 - Vital Signs At a Glance Contract Report for 336610/0002 - Year end March 2017

Name or company name	MISS EL ALPIN
Contract type name	GDS Contract
Purpose of contract	General
Contract start date	01/02/2007
Contract end date	

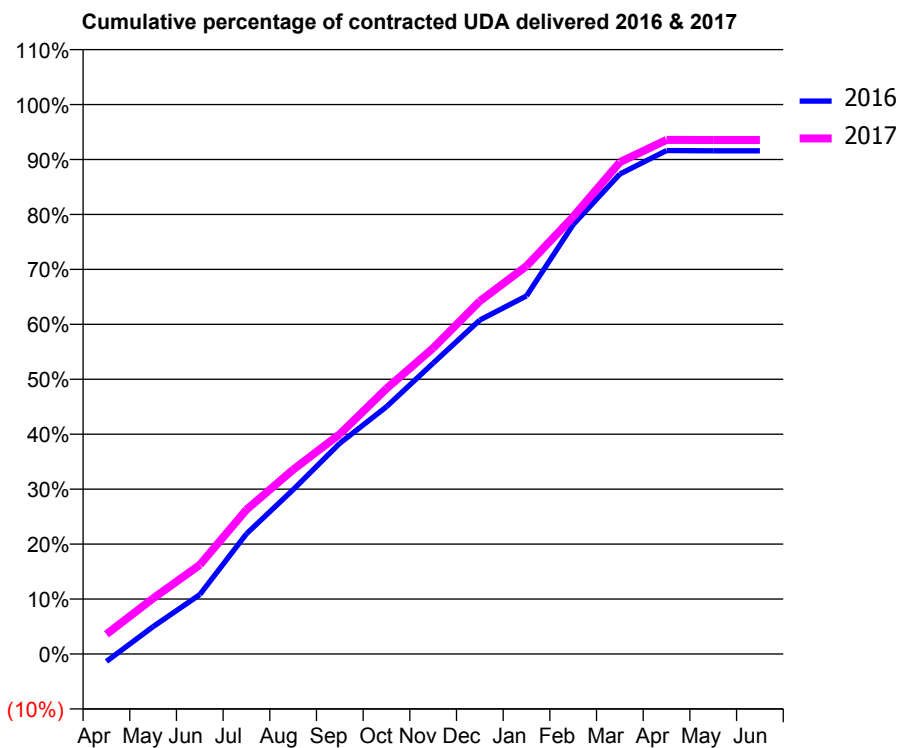
16/17 Contracted general activity (UDA)	22,500
Carry forward general activity (UDA)	0
16/17 Contracted orthodontic activity (UOA)	0
Carry forward orthodontic activity (UOA)	0
Baseline contract value	£615,139.74

ACCESS*

Patients seen in 24 months	Total	Change since previous quarter
Quarter ending March 2016	8,093	
Quarter ending June 2016	7,995	↓
Quarter ending September 2016	7,869	↓
Quarter ending December 2016	7,694	↓
Quarter ending March 2017	7,616	↓
Variance since March 2016	(5.9%)	↓



ACTIVITY



Month	Adjusted Scheduled Activity (UDA)	
	2016	2017
April	-306	810
May	1,119	2,282
June	2,432	3,649
July	4,923	5,911
August	6,731	7,547
September	8,628	9,009
October	10,128	10,866
November	11,909	12,528
December	13,676	14,449
January	14,665	15,885
February	17,586	17,905
March	19,656	20,137
April	20,612	21,049
May	20,603	21,047
June	20,603	21,047

QUALITY

	Quantity	Base Number	Contract	AT	Region	England
% of FP17s for the same patient ID Re-attending within 3 months - Children	111	2,305	4.8%	11.5%	13.3%	12.3%
% of FP17s for the same patient ID Re-attending within 3 months - Adults	976	7,935	12.3%	15.6%	17.3%	16.7%
% of FP17s for the same patient ID Re-attending between 3 & 9 months - Children	1,351	2,305	58.6%	57.3%	58.9%	57.6%
% of FP17s for the same patient ID Re-attending between 3 & 9 months - Adults	4,258	7,935	53.7%	52.0%	52.2%	50.1%
% of FP17s for Band 1 Urgent Courses	401	10,135	4.0%	8.2%	9.2%	9.1%
% of FP17s Relating to Free Repair or Replacements	187	10,135	1.8%	1.2%	1.0%	0.8%
% of FP17s Relating to Continuations	248	10,135	2.4%	1.6%	1.4%	1.2%
% of Patients satisfied with the dentistry they have received	24	24	100.0%	93.3%	93.1%	92.8%
% of Patients satisfied with the time they had to wait for an appointment	24	24	100.0%	90.4%	89.5%	88.7%

* This is based on patients treated on this contract for their most recent course of treatment. Figures in italics indicate the base number of FP17s or Patient Questionnaire responses are less than 100. N/A is shown where the base number of responses is less than 10 during the period. % is calculated as Quantity/Base number*100

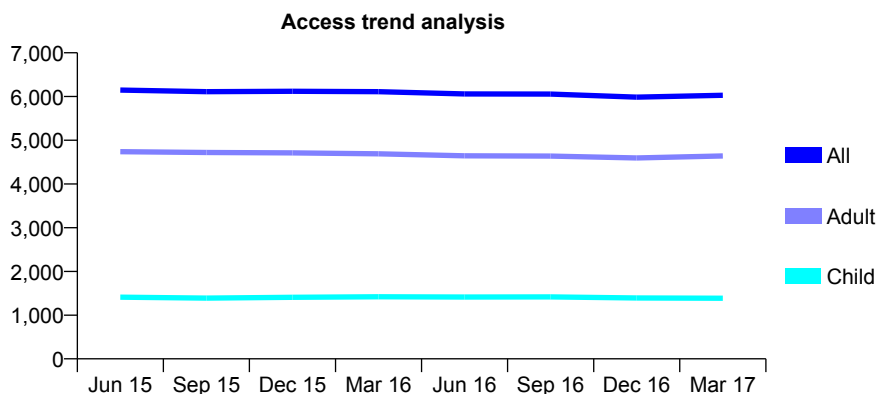
Q49 - Vital Signs At a Glance Contract Report for 336610/0003 - Year end March 2017

Name or company name	MISS EL ALPIN
Contract type name	GDS Contract
Purpose of contract	General
Contract start date	08/02/2007
Contract end date	

16/17 Contracted general activity (UDA)	19,419
Carry forward general activity (UDA)	0
16/17 Contracted orthodontic activity (UOA)	0
Carry forward orthodontic activity (UOA)	0
Baseline contract value	£416,740.22

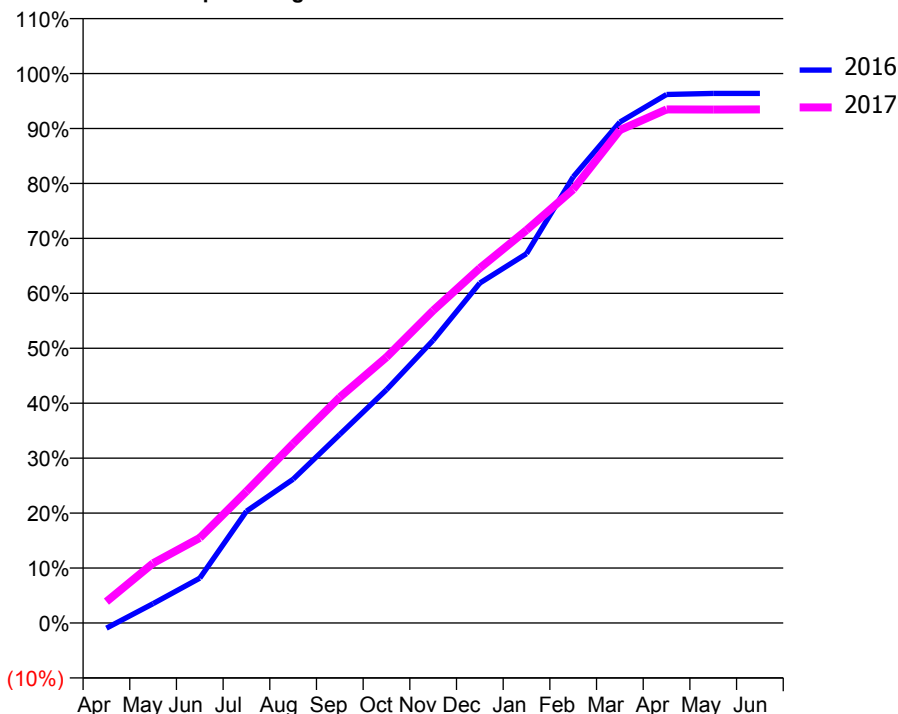
ACCESS*

Patients seen in 24 months	Total	Change since previous quarter
Quarter ending March 2016	6,112	
Quarter ending June 2016	6,059	→
Quarter ending September 2016	6,056	→
Quarter ending December 2016	5,987	↓
Quarter ending March 2017	6,029	→
Variance since March 2016	(1.4%)	↓



ACTIVITY

Cumulative percentage of contracted UDA delivered 2016 & 2017



Month	Adjusted Scheduled Activity (UDA)	
	2016	2017
April	-187	755
May	686	2,112
June	1,584	3,007
July	3,952	4,654
August	5,080	6,342
September	6,663	7,982
October	8,244	9,395
November	9,993	11,044
December	12,012	12,542
January	13,052	13,884
February	15,765	15,323
March	17,704	17,420
April	18,678	18,148
May	18,716	18,147
June	18,715	18,148

QUALITY

	Quantity	Base Number	Contract	AT	Region	England
% of FP17s for the same patient ID Re-attending within 3 months - Children	112	1,941	5.8%	11.5%	13.3%	12.3%
% of FP17s for the same patient ID Re-attending within 3 months - Adults	831	6,137	13.5%	15.6%	17.3%	16.7%
% of FP17s for the same patient ID Re-attending between 3 & 9 months - Children	1,069	1,941	55.1%	57.3%	58.9%	57.6%
% of FP17s for the same patient ID Re-attending between 3 & 9 months - Adults	3,152	6,137	51.4%	52.0%	52.2%	50.1%
% of FP17s for Band 1 Urgent Courses	329	8,002	4.1%	8.2%	9.2%	9.1%
% of FP17s Relating to Free Repair or Replacements	207	8,002	2.6%	1.2%	1.0%	0.8%
% of FP17s Relating to Continuations	194	8,002	2.4%	1.6%	1.4%	1.2%
% of Patients satisfied with the dentistry they have received	14	15	93.3%	93.3%	93.1%	92.8%
% of Patients satisfied with the time they had to wait for an appointment	14	15	93.3%	90.4%	89.5%	88.7%

* This is based on patients treated on this contract for their most recent course of treatment. Figures in italics indicate the base number of FP17s or Patient Questionnaire responses are less than 100. N/A is shown where the base number of responses is less than 10 during the period. % is calculated as Quantity/Base number*100

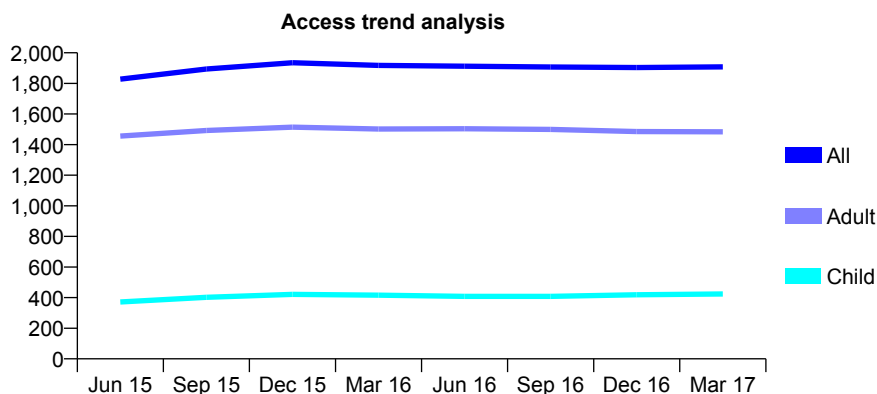
Q49 - Vital Signs At a Glance Contract Report for 336610/0004 - Year end March 2017

Name or company name	MISS EL ALPIN
Contract type name	GDS Contract
Purpose of contract	General
Contract start date	01/05/2010
Contract end date	

16/17 Contracted general activity (UDA)	6,000
Carry forward general activity (UDA)	-105
16/17 Contracted orthodontic activity (UOA)	0
Carry forward orthodontic activity (UOA)	0
Baseline contract value	£128,698.85

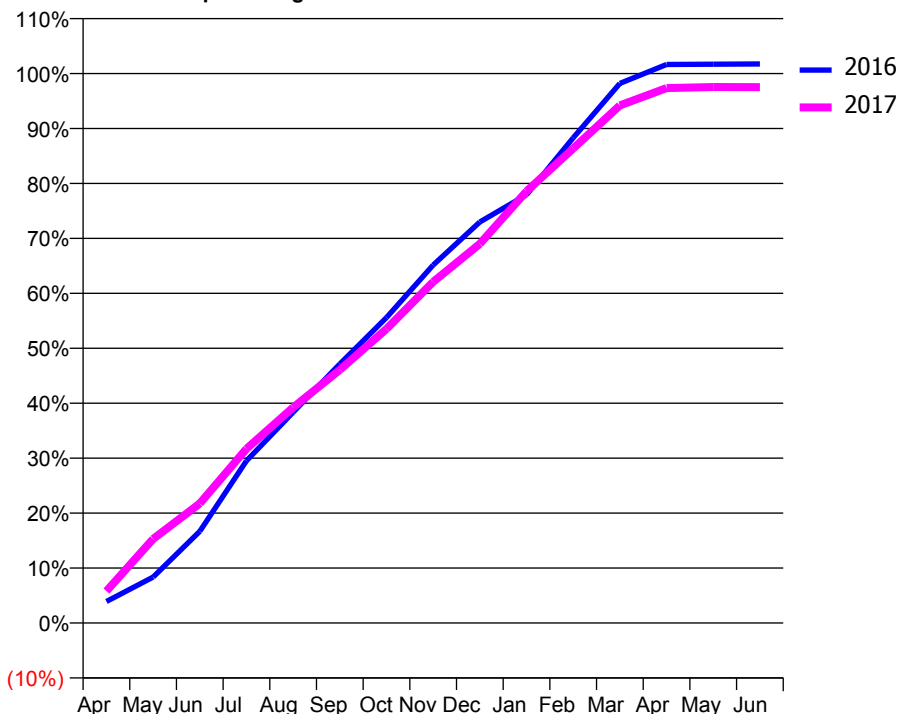
ACCESS*

Patients seen in 24 months	Total	Change since previous quarter
Quarter ending March 2016	1,918	
Quarter ending June 2016	1,912	→
Quarter ending September 2016	1,907	→
Quarter ending December 2016	1,904	→
Quarter ending March 2017	1,908	→
Variance since March 2016	(0.5%)	→



ACTIVITY

Cumulative percentage of contracted UDA delivered 2016 & 2017



Month	Adjusted Scheduled Activity (UDA)	
	2016	2017
April	235	348
May	502	918
June	1,000	1,305
July	1,771	1,903
August	2,302	2,354
September	2,829	2,764
October	3,336	3,211
November	3,908	3,726
December	4,379	4,141
January	4,675	4,714
February	5,297	5,182
March	5,891	5,651
April	6,099	5,841
May	6,102	5,853
June	6,105	5,851

QUALITY

	Quantity	Base Number	Contract	AT	Region	England
% of FP17s for the same patient ID Re-attending within 3 months - Children	42	614	6.8%	11.5%	13.3%	12.3%
% of FP17s for the same patient ID Re-attending within 3 months - Adults	367	2,081	17.6%	15.6%	17.3%	16.7%
% of FP17s for the same patient ID Re-attending between 3 & 9 months - Children	342	614	55.7%	57.3%	58.9%	57.6%
% of FP17s for the same patient ID Re-attending between 3 & 9 months - Adults	954	2,081	45.8%	52.0%	52.2%	50.1%
% of FP17s for Band 1 Urgent Courses	185	2,703	6.8%	8.2%	9.2%	9.1%
% of FP17s Relating to Free Repair or Replacements	43	2,703	1.6%	1.2%	1.0%	0.8%
% of FP17s Relating to Continuations	56	2,703	2.1%	1.6%	1.4%	1.2%
% of Patients satisfied with the dentistry they have received	8	10	80.0%	93.3%	93.1%	92.8%
% of Patients satisfied with the time they had to wait for an appointment	8	10	80.0%	90.4%	89.5%	88.7%

* This is based on patients treated on this contract for their most recent course of treatment. Figures in italics indicate the base number of FP17s or Patient Questionnaire responses are less than 100. N/A is shown where the base number of responses is less than 10 during the period. % is calculated as Quantity/Base number*100

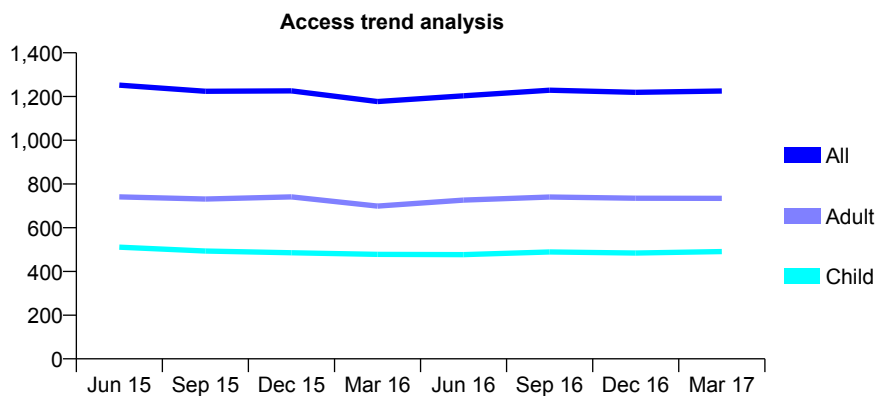
Q49 - Vital Signs At a Glance Contract Report for 338206/0001 - Year end March 2017

Name or company name	MRS J CANTY
Contract type name	GDS Contract
Purpose of contract	General and Orthodontic
Contract start date	01/04/2006
Contract end date	

16/17 Contracted general activity (UDA)	5,506
Carry forward general activity (UDA)	0
16/17 Contracted orthodontic activity (UOA)	0
Carry forward orthodontic activity (UOA)	0
Baseline contract value	£133,184.31

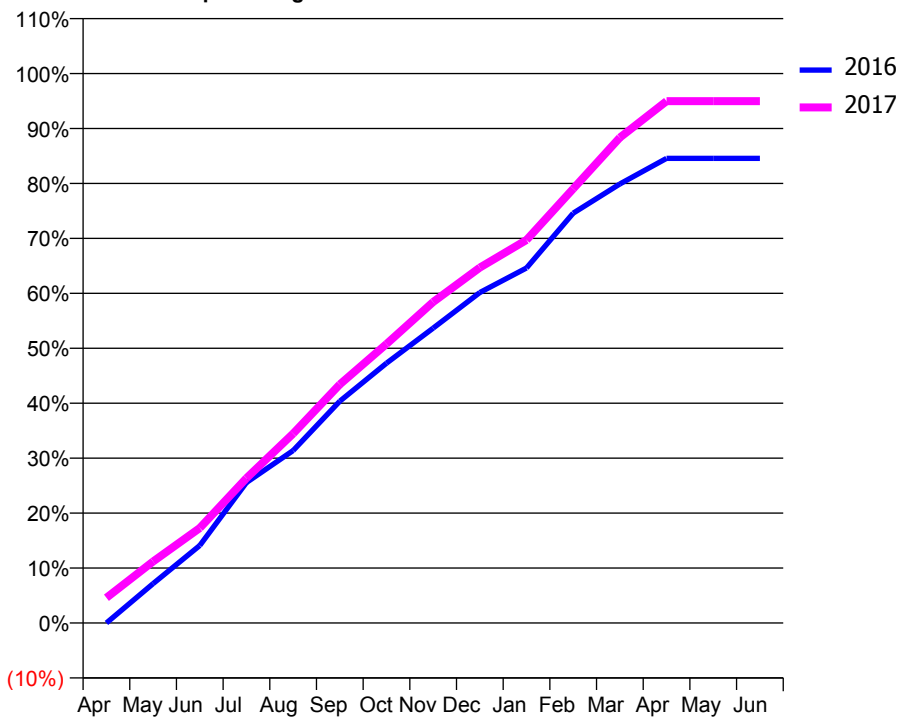
ACCESS*

Patients seen in 24 months	Total	Change since previous quarter
Quarter ending March 2016	1,177	
Quarter ending June 2016	1,203	↑
Quarter ending September 2016	1,229	↑
Quarter ending December 2016	1,219	→
Quarter ending March 2017	1,225	→
Variance since March 2016	4.1%	↑



ACTIVITY

Cumulative percentage of contracted UDA delivered 2016 & 2017



Month	Adjusted Scheduled Activity (UDA)	
	2016	2017
April	0	253
May	395	617
June	777	953
July	1,408	1,451
August	1,728	1,898
September	2,223	2,390
October	2,604	2,796
November	2,955	3,216
December	3,311	3,561
January	3,557	3,837
February	4,107	4,351
March	4,399	4,864
April	4,655	5,229
May	4,655	5,229
June	4,655	5,229

QUALITY

	Quantity	Base Number	Contract	AT	Region	England
% of FP17s for the same patient ID Re-attending within 3 months - Children	53	678	7.8%	11.5%	13.3%	12.3%
% of FP17s for the same patient ID Re-attending within 3 months - Adults	199	976	20.4%	15.6%	17.3%	16.7%
% of FP17s for the same patient ID Re-attending between 3 & 9 months - Children	308	678	45.4%	57.3%	58.9%	57.6%
% of FP17s for the same patient ID Re-attending between 3 & 9 months - Adults	354	976	36.3%	52.0%	52.2%	50.1%
% of FP17s for Band 1 Urgent Courses	88	1,652	5.3%	8.2%	9.2%	9.1%
% of FP17s Relating to Free Repair or Replacements	7	1,652	0.4%	1.2%	1.0%	0.8%
% of FP17s Relating to Continuations	3	1,652	0.2%	1.6%	1.4%	1.2%
% of Patients satisfied with the dentistry they have received	2	2	N/A	93.3%	93.1%	92.8%
% of Patients satisfied with the time they had to wait for an appointment	2	2	N/A	90.4%	89.5%	88.7%

* This is based on patients treated on this contract for their most recent course of treatment. Figures in italics indicate the base number of FP17s or Patient Questionnaire responses are less than 100. N/A is shown where the base number of responses is less than 10 during the period. % is calculated as Quantity/Base number*100

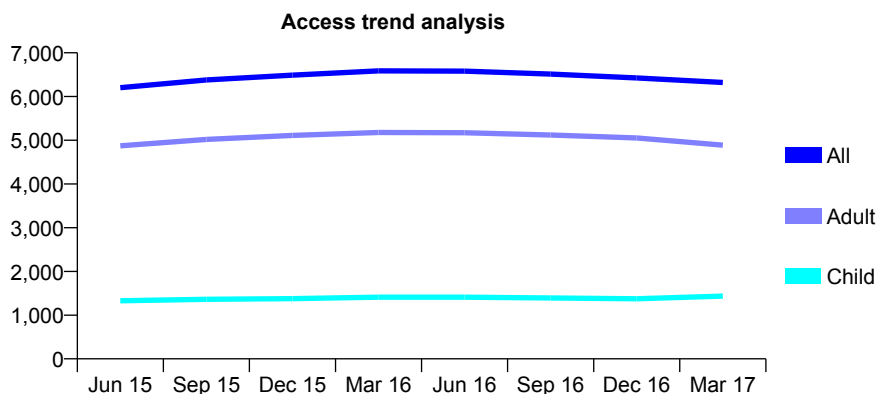
Q49 - Vital Signs At a Glance Contract Report for 340103/0001 - Year end March 2017

Name or company name	MRS JA COATES
Contract type name	GDS Contract
Purpose of contract	General
Contract start date	07/06/2007
Contract end date	

16/17 Contracted general activity (UDA)	22,010
Carry forward general activity (UDA)	0
16/17 Contracted orthodontic activity (UOA)	0
Carry forward orthodontic activity (UOA)	0
Baseline contract value	£578,777.60

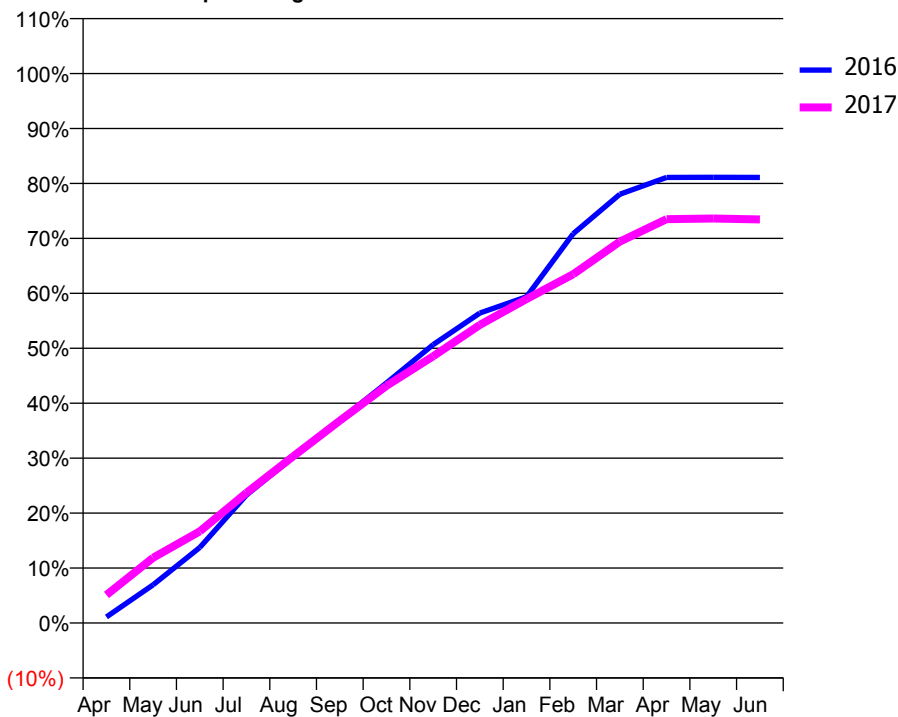
ACCESS*

Patients seen in 24 months	Total	Change since previous quarter
Quarter ending March 2016	6,587	
Quarter ending June 2016	6,582	→
Quarter ending September 2016	6,512	↓
Quarter ending December 2016	6,426	↓
Quarter ending March 2017	6,322	↓
Variance since March 2016	(4.0%)	↓



ACTIVITY

Cumulative percentage of contracted UDA delivered 2016 & 2017



Month	Adjusted Scheduled Activity (UDA)	
	2016	2017
April	266	1,123
May	1,668	2,615
June	3,301	3,675
July	5,593	5,217
August	7,258	6,676
September	8,867	8,106
October	10,491	9,498
November	12,162	10,683
December	13,544	11,939
January	14,256	12,976
February	17,009	13,971
March	18,734	15,281
April	19,470	16,178
May	19,472	16,200
June	19,469	16,166

QUALITY

	Quantity	Base Number	Contract	AT	Region	England
% of FP17s for the same patient ID Re-attending within 3 months - Children	148	1,647	9.0%	11.5%	13.3%	12.3%
% of FP17s for the same patient ID Re-attending within 3 months - Adults	1,051	5,740	18.3%	15.6%	17.3%	16.7%
% of FP17s for the same patient ID Re-attending between 3 & 9 months - Children	773	1,647	46.9%	57.3%	58.9%	57.6%
% of FP17s for the same patient ID Re-attending between 3 & 9 months - Adults	2,545	5,740	44.3%	52.0%	52.2%	50.1%
% of FP17s for Band 1 Urgent Courses	1,619	7,572	21.4%	8.2%	9.2%	9.1%
% of FP17s Relating to Free Repair or Replacements	202	7,572	2.7%	1.2%	1.0%	0.8%
% of FP17s Relating to Continuations	84	7,572	1.1%	1.6%	1.4%	1.2%
% of Patients satisfied with the dentistry they have received	17	18	94.4%	93.3%	93.1%	92.8%
% of Patients satisfied with the time they had to wait for an appointment	15	18	83.3%	90.4%	89.5%	88.7%

* This is based on patients treated on this contract for their most recent course of treatment. Figures in italics indicate the base number of FP17s or Patient Questionnaire responses are less than 100. N/A is shown where the base number of responses is less than 10 during the period. % is calculated as Quantity/Base number*100

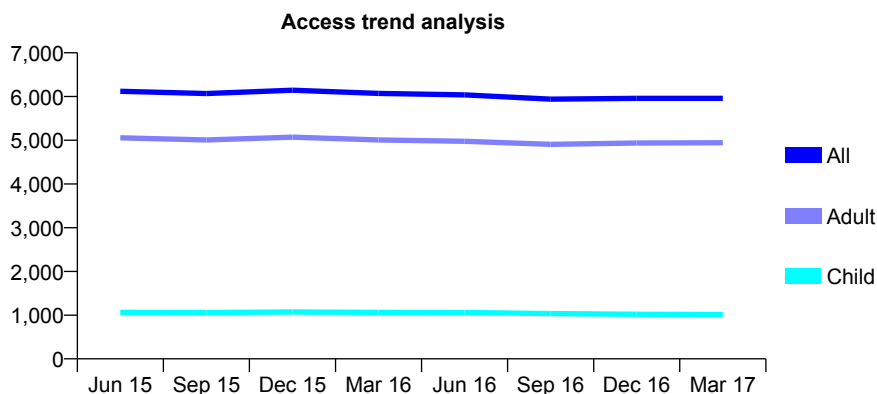
Q49 - Vital Signs At a Glance Contract Report for 341894/0001 - Year end March 2017

Name or company name	MR YA NOJIB
Contract type name	GDS Contract
Purpose of contract	General
Contract start date	14/04/2007
Contract end date	

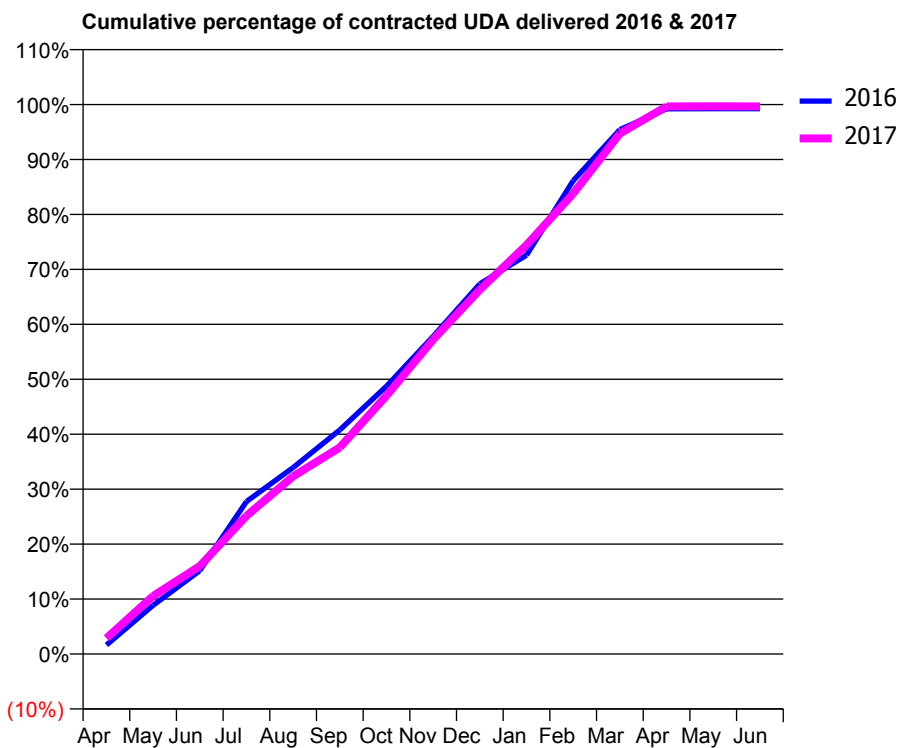
16/17 Contracted general activity (UDA)	18,117
Carry forward general activity (UDA)	138
16/17 Contracted orthodontic activity (UOA)	0
Carry forward orthodontic activity (UOA)	0
Baseline contract value	£485,831.17

ACCESS*

Patients seen in 24 months	Total	Change since previous quarter
Quarter ending March 2016	6,072	
Quarter ending June 2016	6,037	→
Quarter ending September 2016	5,941	↓
Quarter ending December 2016	5,957	→
Quarter ending March 2017	5,958	→
Variance since March 2016	(1.9%)	↓



ACTIVITY



Month	Adjusted Scheduled Activity (UDA)	
	2016	2017
April	297	522
May	1,607	1,916
June	2,750	2,901
July	5,026	4,556
August	6,150	5,860
September	7,390	6,811
October	8,829	8,518
November	10,475	10,371
December	12,202	12,015
January	13,152	13,485
February	15,603	15,184
March	17,289	17,160
April	17,975	18,056
May	17,978	18,057
June	17,979	18,054

QUALITY

	Quantity	Base Number	Contract	AT	Region	England
% of FP17s for the same patient ID Re-attending within 3 months - Children	125	1,716	7.3%	11.5%	13.3%	12.3%
% of FP17s for the same patient ID Re-attending within 3 months - Adults	1,076	8,114	13.3%	15.6%	17.3%	16.7%
% of FP17s for the same patient ID Re-attending between 3 & 9 months - Children	1,191	1,716	69.4%	57.3%	58.9%	57.6%
% of FP17s for the same patient ID Re-attending between 3 & 9 months - Adults	5,542	8,114	68.3%	52.0%	52.2%	50.1%
% of FP17s for Band 1 Urgent Courses	380	9,571	4.0%	8.2%	9.2%	9.1%
% of FP17s Relating to Free Repair or Replacements	190	9,571	2.0%	1.2%	1.0%	0.8%
% of FP17s Relating to Continuations	277	9,571	2.9%	1.6%	1.4%	1.2%
% of Patients satisfied with the dentistry they have received	9	10	90.0%	93.3%	93.1%	92.8%
% of Patients satisfied with the time they had to wait for an appointment	10	10	100.0%	90.4%	89.5%	88.7%

* This is based on patients treated on this contract for their most recent course of treatment. Figures in italics indicate the base number of FP17s or Patient Questionnaire responses are less than 100. N/A is shown where the base number of responses is less than 10 during the period. % is calculated as Quantity/Base number*100

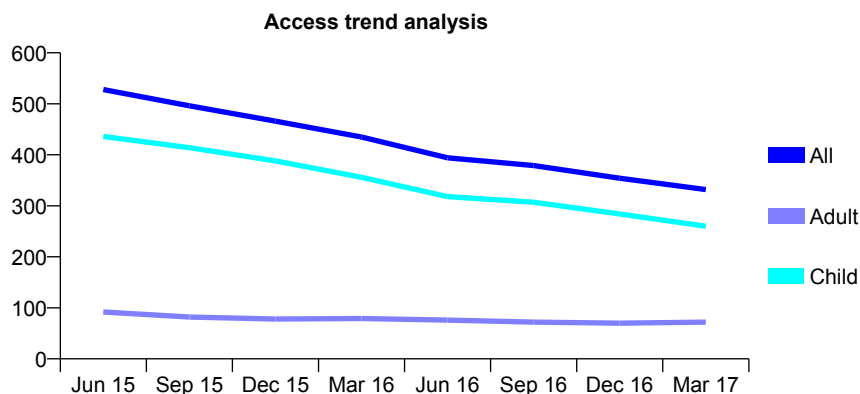
Q49 - Vital Signs At a Glance Contract Report for 341894/0004 - Year end March 2017

Name or company name	MR YA NOJIB
Contract type name	GDS Contract
Purpose of contract	General
Contract start date	01/04/2011
Contract end date	

16/17 Contracted general activity (UDA)	2,031
Carry forward general activity (UDA)	0
16/17 Contracted orthodontic activity (UOA)	0
Carry forward orthodontic activity (UOA)	0
Baseline contract value	£43,555.57

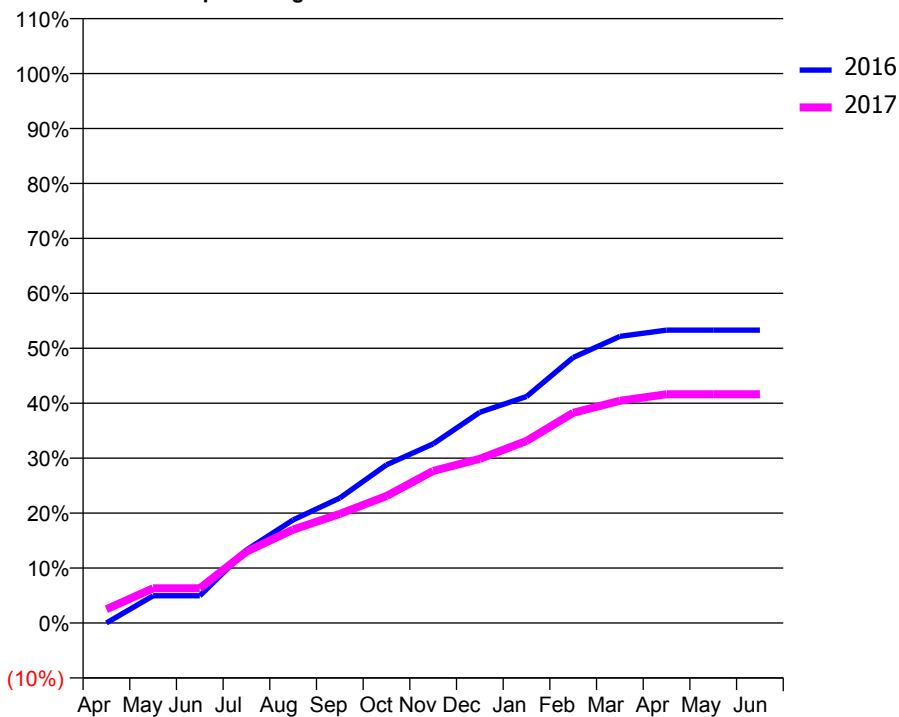
ACCESS*

Patients seen in 24 months	Total	Change since previous quarter
Quarter ending March 2016	435	
Quarter ending June 2016	394	↓
Quarter ending September 2016	379	↓
Quarter ending December 2016	354	↓
Quarter ending March 2017	332	↓
Variance since March 2016	(23.7%)	↓



ACTIVITY

Cumulative percentage of contracted UDA delivered 2016 & 2017



Adjusted Scheduled Activity (UDA)

Month	2016	2017
April	0	51
May	101	128
June	101	128
July	270	264
August	381	345
September	462	403
October	585	469
November	662	562
December	779	607
January	837	673
February	981	777
March	1,059	822
April	1,082	846
May	1,082	846
June	1,082	846

QUALITY

	Quantity	Base Number	Contract	AT	Region	England
% of FP17s for the same patient ID Re-attending within 3 months - Children	56	519	10.8%	11.5%	13.3%	12.3%
% of FP17s for the same patient ID Re-attending within 3 months - Adults	7	39	17.9%	15.6%	17.3%	16.7%
% of FP17s for the same patient ID Re-attending between 3 & 9 months - Children	374	519	72.1%	57.3%	58.9%	57.6%
% of FP17s for the same patient ID Re-attending between 3 & 9 months - Adults	30	39	76.9%	52.0%	52.2%	50.1%
% of FP17s for Band 1 Urgent Courses	13	559	2.3%	8.2%	9.2%	9.1%
% of FP17s Relating to Free Repair or Replacements	0	559	0.0%	1.2%	1.0%	0.8%
% of FP17s Relating to Continuations	3	559	0.5%	1.6%	1.4%	1.2%
% of Patients satisfied with the dentistry they have received	0	0	N/A	93.3%	93.1%	92.8%
% of Patients satisfied with the time they had to wait for an appointment	0	0	N/A	90.4%	89.5%	88.7%

* This is based on patients treated on this contract for their most recent course of treatment. Figures in italics indicate the base number of FP17s or Patient Questionnaire responses are less than 100. N/A is shown where the base number of responses is less than 10 during the period. % is calculated as Quantity/Base number*100

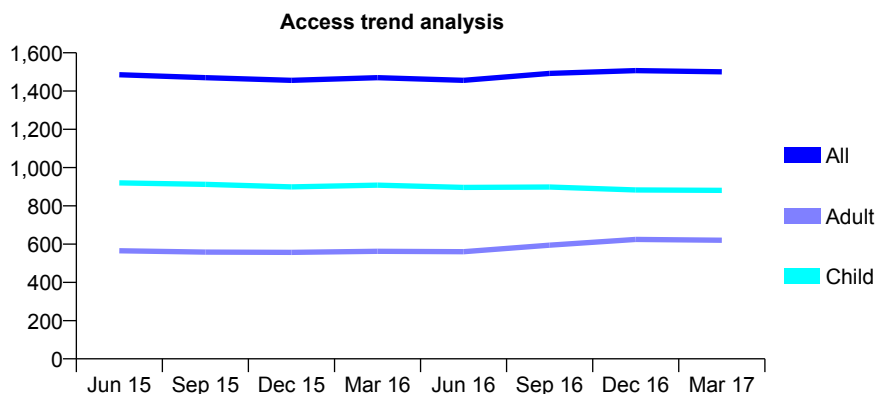
Q49 - Vital Signs At a Glance Contract Report for 344702/0001 - Year end March 2017

Name or company name	MRS EM GRIFFIN
Contract type name	GDS Contract
Purpose of contract	General
Contract start date	01/01/2012
Contract end date	

16/17 Contracted general activity (UDA)	4,000
Carry forward general activity (UDA)	154
16/17 Contracted orthodontic activity (UOA)	0
Carry forward orthodontic activity (UOA)	0
Baseline contract value	£97,770.86

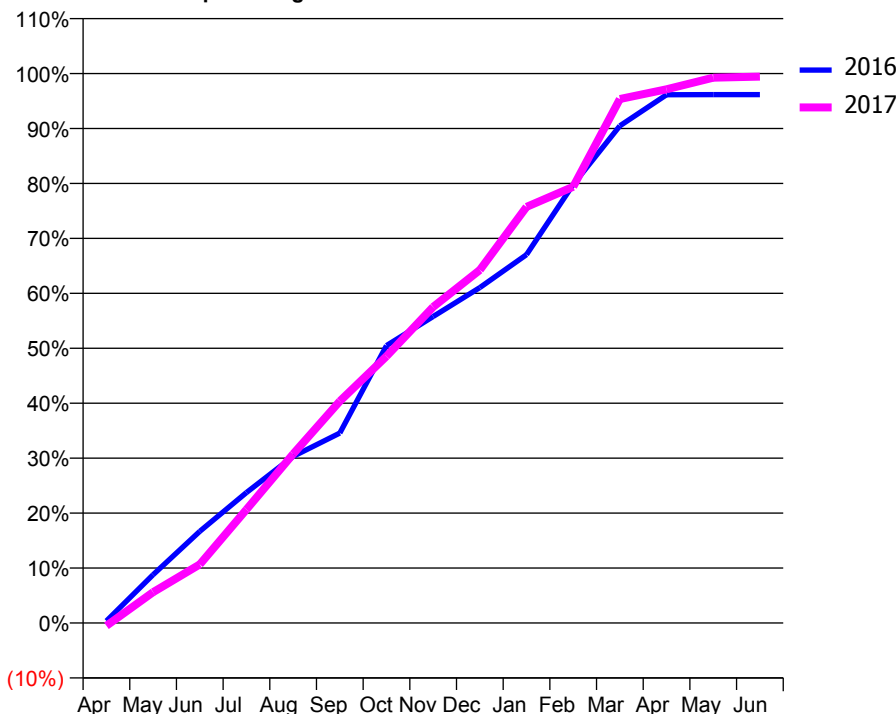
ACCESS*

Patients seen in 24 months	Total	Change since previous quarter
Quarter ending March 2016	1,470	
Quarter ending June 2016	1,456	→
Quarter ending September 2016	1,492	↑
Quarter ending December 2016	1,507	→
Quarter ending March 2017	1,501	→
Variance since March 2016	2.1%	↑



ACTIVITY

Cumulative percentage of contracted UDA delivered 2016 & 2017



Adjusted Scheduled Activity (UDA)

Month	2016	2017
April	15	-21
May	352	225
June	667	426
July	950	826
August	1,213	1,230
September	1,383	1,615
October	2,020	1,942
November	2,231	2,301
December	2,442	2,570
January	2,682	3,029
February	3,192	3,175
March	3,619	3,814
April	3,845	3,885
May	3,846	3,970
June	3,846	3,977

QUALITY

	Quantity	Base Number	Contract	AT	Region	England
% of FP17s for the same patient ID Re-attending within 3 months - Children	175	1,745	10.0%	11.5%	13.3%	12.3%
% of FP17s for the same patient ID Re-attending within 3 months - Adults	126	924	13.6%	15.6%	17.3%	16.7%
% of FP17s for the same patient ID Re-attending between 3 & 9 months - Children	1,278	1,745	73.2%	57.3%	58.9%	57.6%
% of FP17s for the same patient ID Re-attending between 3 & 9 months - Adults	613	924	66.3%	52.0%	52.2%	50.1%
% of FP17s for Band 1 Urgent Courses	105	2,643	4.0%	8.2%	9.2%	9.1%
% of FP17s Relating to Free Repair or Replacements	8	2,643	0.3%	1.2%	1.0%	0.8%
% of FP17s Relating to Continuations	7	2,643	0.3%	1.6%	1.4%	1.2%
% of Patients satisfied with the dentistry they have received	5	5	N/A	93.3%	93.1%	92.8%
% of Patients satisfied with the time they had to wait for an appointment	5	5	N/A	90.4%	89.5%	88.7%

* This is based on patients treated on this contract for their most recent course of treatment. Figures in italics indicate the base number of FP17s or Patient Questionnaire responses are less than 100. N/A is shown where the base number of responses is less than 10 during the period. % is calculated as Quantity/Base number*100

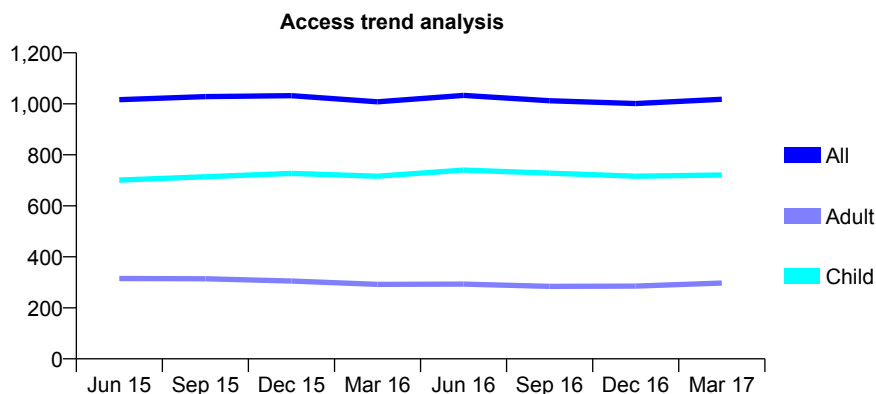
Q49 - Vital Signs At a Glance Contract Report for 357499/0001 - Year end March 2017

Name or company name	MR TD DAVIES
Contract type name	GDS Contract
Purpose of contract	General
Contract start date	01/08/2012
Contract end date	

16/17 Contracted general activity (UDA)	3,093
Carry forward general activity (UDA)	0
16/17 Contracted orthodontic activity (UOA)	0
Carry forward orthodontic activity (UOA)	0
Baseline contract value	£68,066.62

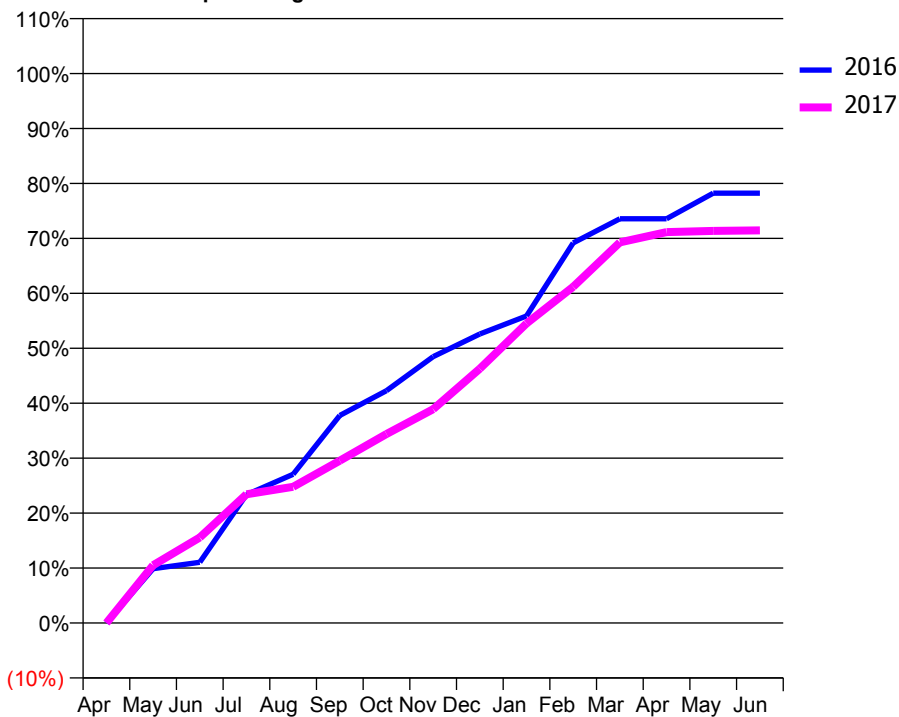
ACCESS*

Patients seen in 24 months	Total	Change since previous quarter
Quarter ending March 2016	1,008	
Quarter ending June 2016	1,033	↑
Quarter ending September 2016	1,012	↓
Quarter ending December 2016	1,001	↓
Quarter ending March 2017	1,018	→
Variance since March 2016	1.0%	→



ACTIVITY

Cumulative percentage of contracted UDA delivered 2016 & 2017



Adjusted Scheduled Activity (UDA)

Month	2016	2017
April	0	0
May	306	325
June	342	481
July	722	725
August	837	767
September	1,168	914
October	1,308	1,064
November	1,499	1,203
December	1,627	1,432
January	1,728	1,686
February	2,139	1,893
March	2,275	2,143
April	2,275	2,200
May	2,420	2,207
June	2,420	2,210

QUALITY

	Quantity	Base Number	Contract	AT	Region	England
% of FP17s for the same patient ID Re-attending within 3 months - Children	65	951	6.8%	11.5%	13.3%	12.3%
% of FP17s for the same patient ID Re-attending within 3 months - Adults	66	324	20.4%	15.6%	17.3%	16.7%
% of FP17s for the same patient ID Re-attending between 3 & 9 months - Children	464	951	48.8%	57.3%	58.9%	57.6%
% of FP17s for the same patient ID Re-attending between 3 & 9 months - Adults	136	324	42.0%	52.0%	52.2%	50.1%
% of FP17s for Band 1 Urgent Courses	76	1,237	6.1%	8.2%	9.2%	9.1%
% of FP17s Relating to Free Repair or Replacements	0	1,237	0.0%	1.2%	1.0%	0.8%
% of FP17s Relating to Continuations	17	1,237	1.4%	1.6%	1.4%	1.2%
% of Patients satisfied with the dentistry they have received	1	1	N/A	93.3%	93.1%	92.8%
% of Patients satisfied with the time they had to wait for an appointment	1	1	N/A	90.4%	89.5%	88.7%

* This is based on patients treated on this contract for their most recent course of treatment. Figures in italics indicate the base number of FP17s or Patient Questionnaire responses are less than 100. N/A is shown where the base number of responses is less than 10 during the period. % is calculated as Quantity/Base number*100

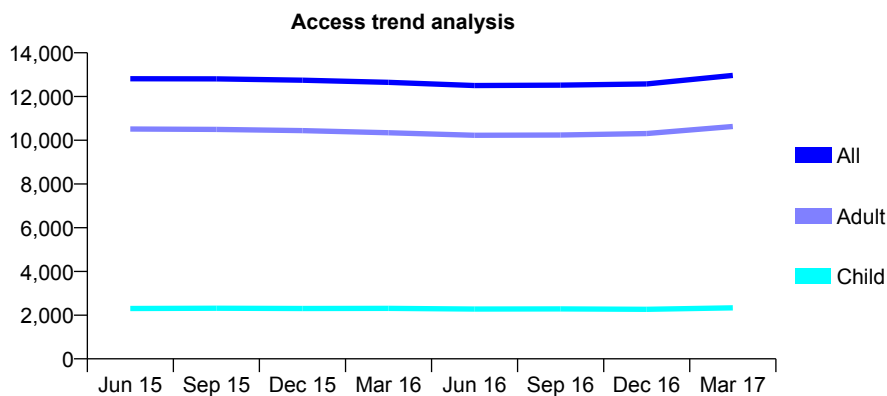
Q49 - Vital Signs At a Glance Contract Report for 358398/0001 - Year end March 2017

Name or company name	MR DJ RYNN
Contract type name	GDS Contract
Purpose of contract	General
Contract start date	01/04/2011
Contract end date	

16/17 Contracted general activity (UDA)	37,204
Carry forward general activity (UDA)	428
16/17 Contracted orthodontic activity (UOA)	0
Carry forward orthodontic activity (UOA)	0
Baseline contract value	£866,332.05

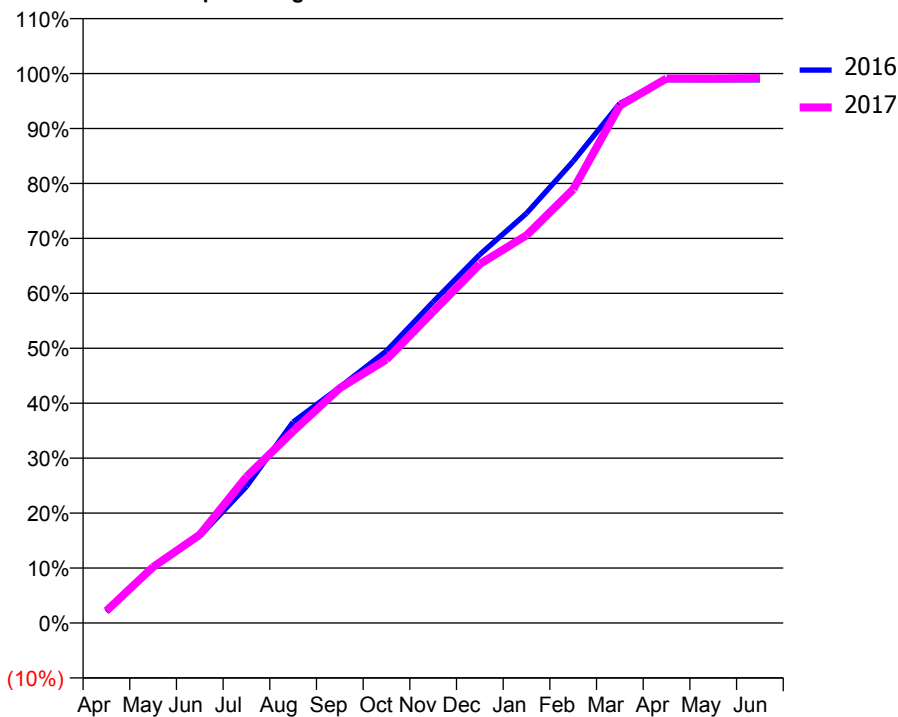
ACCESS*

Patients seen in 24 months	Total	Change since previous quarter
Quarter ending March 2016	12,648	
Quarter ending June 2016	12,502	↓
Quarter ending September 2016	12,519	→
Quarter ending December 2016	12,573	→
Quarter ending March 2017	12,967	↑
Variance since March 2016	2.5%	↑



ACTIVITY

Cumulative percentage of contracted UDA delivered 2016 & 2017



Month	Adjusted Scheduled Activity (UDA)	
	2016	2017
April	762	828
May	3,774	3,795
June	5,889	5,984
July	9,238	9,895
August	13,614	12,988
September	15,964	15,901
October	18,420	17,846
November	21,747	21,083
December	24,948	24,306
January	27,736	26,247
February	31,264	29,368
March	35,183	35,032
April	36,783	36,865
May	36,776	36,858
June	36,776	36,896

QUALITY

	Quantity	Base Number	Contract	AT	Region	England
% of FP17s for the same patient ID Re-attending within 3 months - Children	223	4,138	5.4%	11.5%	13.3%	12.3%
% of FP17s for the same patient ID Re-attending within 3 months - Adults	2,028	18,657	10.9%	15.6%	17.3%	16.7%
% of FP17s for the same patient ID Re-attending between 3 & 9 months - Children	2,929	4,138	70.8%	57.3%	58.9%	57.6%
% of FP17s for the same patient ID Re-attending between 3 & 9 months - Adults	13,528	18,657	72.5%	52.0%	52.2%	50.1%
% of FP17s for Band 1 Urgent Courses	1,299	22,025	5.9%	8.2%	9.2%	9.1%
% of FP17s Relating to Free Repair or Replacements	205	22,025	0.9%	1.2%	1.0%	0.8%
% of FP17s Relating to Continuations	217	22,025	1.0%	1.6%	1.4%	1.2%
% of Patients satisfied with the dentistry they have received	28	28	100.0%	93.3%	93.1%	92.8%
% of Patients satisfied with the time they had to wait for an appointment	26	28	92.9%	90.4%	89.5%	88.7%

* This is based on patients treated on this contract for their most recent course of treatment. Figures in italics indicate the base number of FP17s or Patient Questionnaire responses are less than 100. N/A is shown where the base number of responses is less than 10 during the period. % is calculated as Quantity/Base number*100

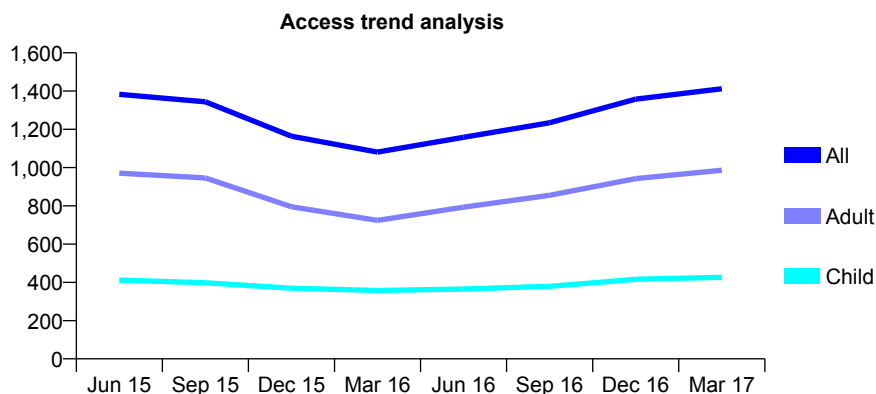
Q49 - Vital Signs At a Glance Contract Report for 367672/0001 - Year end March 2017

Name or company name	MR GA HARRISON
Contract type name	GDS Contract
Purpose of contract	General
Contract start date	01/08/2006
Contract end date	

16/17 Contracted general activity (UDA)	2,190
Carry forward general activity (UDA)	23
16/17 Contracted orthodontic activity (UOA)	0
Carry forward orthodontic activity (UOA)	0
Baseline contract value	£51,781.10

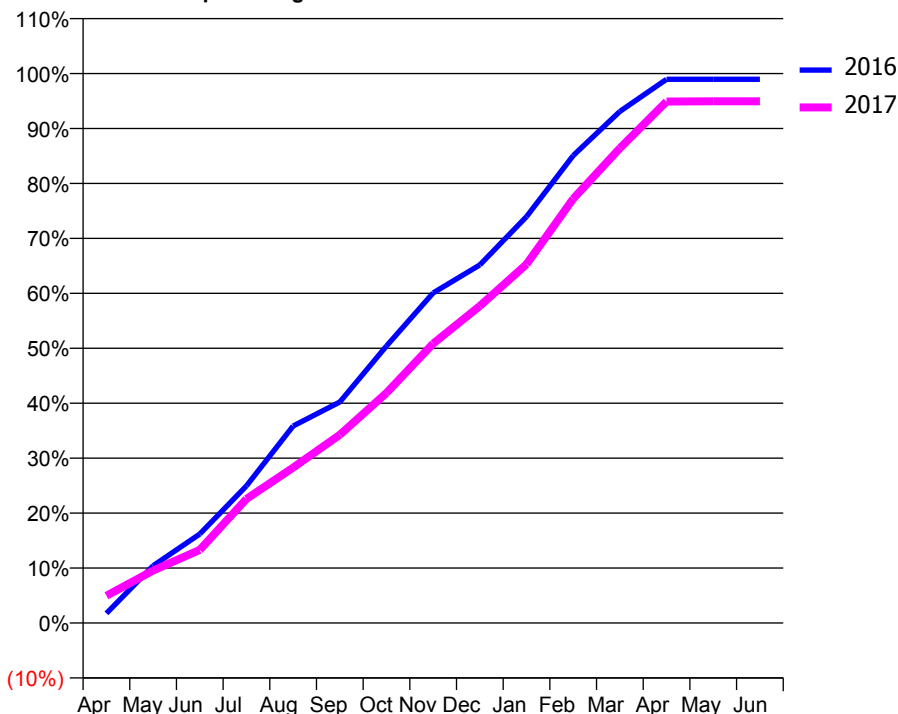
ACCESS*

Patients seen in 24 months	Total	Change since previous quarter
Quarter ending March 2016	1,081	
Quarter ending June 2016	1,158	↑
Quarter ending September 2016	1,234	↑
Quarter ending December 2016	1,358	↑
Quarter ending March 2017	1,412	↑
Variance since March 2016	30.6%	↑



ACTIVITY

Cumulative percentage of contracted UDA delivered 2016 & 2017



Month	Adjusted Scheduled Activity (UDA)	
	2016	2017
April	38	109
May	228	209
June	355	292
July	547	494
August	785	620
September	881	750
October	1,104	917
November	1,315	1,113
December	1,427	1,264
January	1,619	1,430
February	1,863	1,691
March	2,039	1,892
April	2,167	2,078
May	2,167	2,079
June	2,167	2,079

QUALITY

	Quantity	Base Number	Contract	AT	Region	England
% of FP17s for the same patient ID Re-attending within 3 months - Children	60	730	8.2%	11.5%	13.3%	12.3%
% of FP17s for the same patient ID Re-attending within 3 months - Adults	216	1,568	13.8%	15.6%	17.3%	16.7%
% of FP17s for the same patient ID Re-attending between 3 & 9 months - Children	361	730	49.5%	57.3%	58.9%	57.6%
% of FP17s for the same patient ID Re-attending between 3 & 9 months - Adults	606	1,568	38.6%	52.0%	52.2%	50.1%
% of FP17s for Band 1 Urgent Courses	107	1,204	8.9%	8.2%	9.2%	9.1%
% of FP17s Relating to Free Repair or Replacements	8	1,204	0.7%	1.2%	1.0%	0.8%
% of FP17s Relating to Continuations	32	1,204	2.7%	1.6%	1.4%	1.2%
% of Patients satisfied with the dentistry they have received	2	2	N/A	93.3%	93.1%	92.8%
% of Patients satisfied with the time they had to wait for an appointment	2	2	N/A	90.4%	89.5%	88.7%

* This is based on patients treated on this contract for their most recent course of treatment. Figures in italics indicate the base number of FP17s or Patient Questionnaire responses are less than 100. N/A is shown where the base number of responses is less than 10 during the period. % is calculated as Quantity/Base number*100

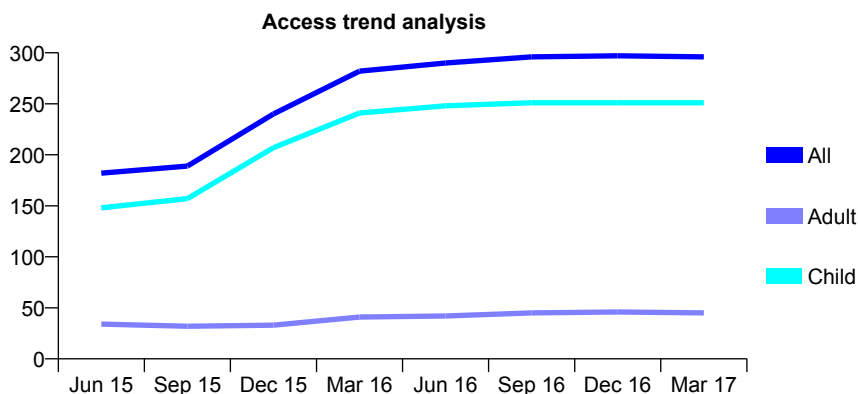
Q49 - Vital Signs At a Glance Contract Report for 565989/0001 - Year end March 2017

Name or company name	Wetheral Dental Practice
Contract type name	GDS Contract
Purpose of contract	General
Contract start date	01/04/2006
Contract end date	

16/17 Contracted general activity (UDA)	506
Carry forward general activity (UDA)	0
16/17 Contracted orthodontic activity (UOA)	0
Carry forward orthodontic activity (UOA)	0
Baseline contract value	£12,312.66

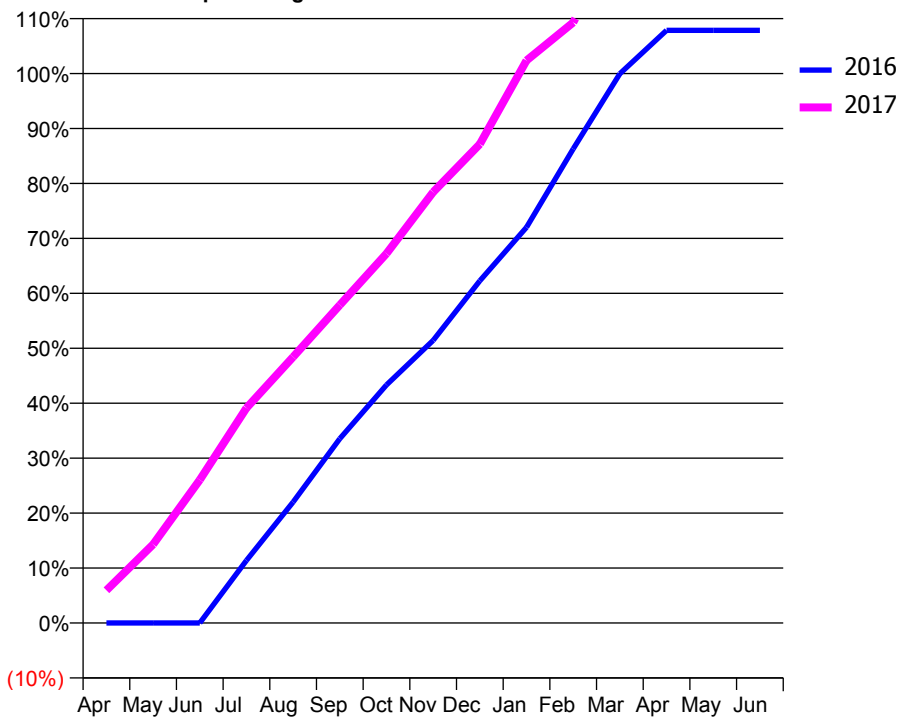
ACCESS*

Patients seen in 24 months	Total	Change since previous quarter
Quarter ending March 2016	282	
Quarter ending June 2016	290	↑
Quarter ending September 2016	296	↑
Quarter ending December 2016	297	→
Quarter ending March 2017	296	→
Variance since March 2016	5.0%	↑



ACTIVITY

Cumulative percentage of contracted UDA delivered 2016 & 2017



Month	Adjusted Scheduled Activity (UDA)	
	2016	2017
April	0	30
May	0	72
June	0	132
July	58	198
August	111	245
September	170	293
October	219	340
November	260	397
December	315	441
January	364	518
February	437	553
March	506	633
April	546	650
May	546	650
June	546	653

QUALITY

	Quantity	Base Number	Contract	AT	Region	England
% of FP17s for the same patient ID Re-attending within 3 months - Children	36	464	7.8%	11.5%	13.3%	12.3%
% of FP17s for the same patient ID Re-attending within 3 months - Adults	2	39	5.1%	15.6%	17.3%	16.7%
% of FP17s for the same patient ID Re-attending between 3 & 9 months - Children	351	464	75.6%	57.3%	58.9%	57.6%
% of FP17s for the same patient ID Re-attending between 3 & 9 months - Adults	30	39	76.9%	52.0%	52.2%	50.1%
% of FP17s for Band 1 Urgent Courses	17	488	3.5%	8.2%	9.2%	9.1%
% of FP17s Relating to Free Repair or Replacements	0	488	0.0%	1.2%	1.0%	0.8%
% of FP17s Relating to Continuations	0	488	0.0%	1.6%	1.4%	1.2%
% of Patients satisfied with the dentistry they have received	0	0	N/A	93.3%	93.1%	92.8%
% of Patients satisfied with the time they had to wait for an appointment	0	0	N/A	90.4%	89.5%	88.7%

* This is based on patients treated on this contract for their most recent course of treatment. Figures in italics indicate the base number of FP17s or Patient Questionnaire responses are less than 100. N/A is shown where the base number of responses is less than 10 during the period. % is calculated as Quantity/Base number*100

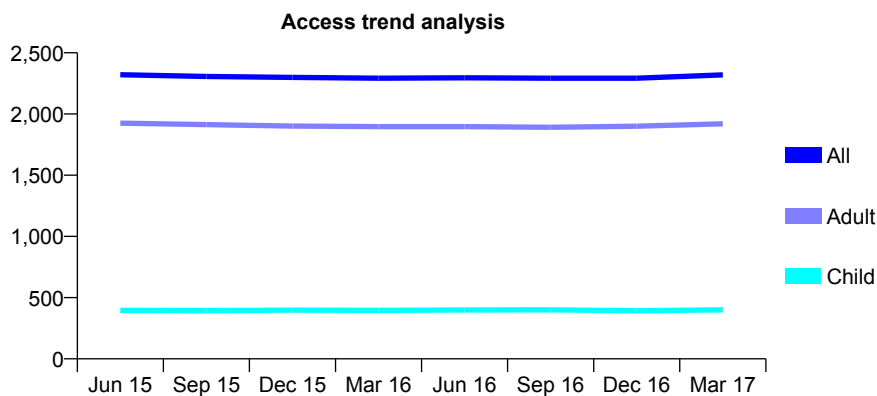
Q49 - Vital Signs At a Glance Contract Report for 567337/0001 - Year end March 2017

Name or company name	Harley House Dental Practice
Contract type name	GDS Contract
Purpose of contract	General and Orthodontic
Contract start date	01/04/2006
Contract end date	

16/17 Contracted general activity (UDA)	7,344
Carry forward general activity (UDA)	42
16/17 Contracted orthodontic activity (UOA)	0
Carry forward orthodontic activity (UOA)	0
Baseline contract value	£183,236.56

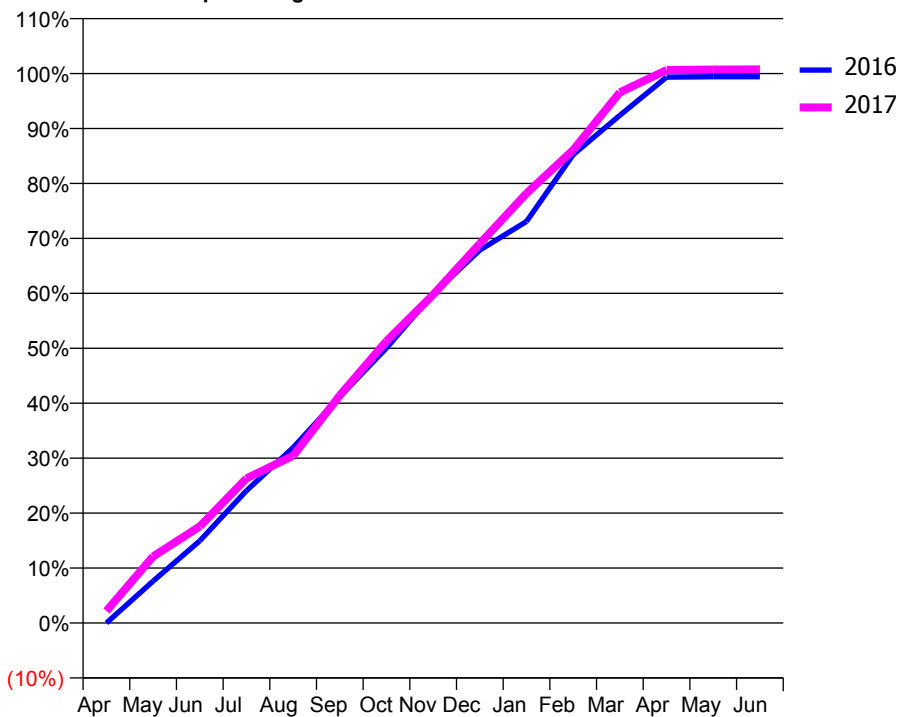
ACCESS*

Patients seen in 24 months	Total	Change since previous quarter
Quarter ending March 2016	2,293	
Quarter ending June 2016	2,296	→
Quarter ending September 2016	2,292	→
Quarter ending December 2016	2,293	→
Quarter ending March 2017	2,320	→
Variance since March 2016	1.2%	→



ACTIVITY

Cumulative percentage of contracted UDA delivered 2016 & 2017



Adjusted Scheduled Activity (UDA)

Month	2016	2017
April	0	161
May	556	890
June	1,091	1,291
July	1,755	1,933
August	2,326	2,236
September	3,002	3,044
October	3,647	3,768
November	4,364	4,388
December	4,944	5,072
January	5,324	5,744
February	6,211	6,322
March	6,732	7,092
April	7,238	7,390
May	7,244	7,396
June	7,244	7,398

QUALITY

	Quantity	Base Number	Contract	AT	Region	England
% of FP17s for the same patient ID Re-attending within 3 months - Children	52	745	7.0%	11.5%	13.3%	12.3%
% of FP17s for the same patient ID Re-attending within 3 months - Adults	468	3,099	15.1%	15.6%	17.3%	16.7%
% of FP17s for the same patient ID Re-attending between 3 & 9 months - Children	514	745	69.0%	57.3%	58.9%	57.6%
% of FP17s for the same patient ID Re-attending between 3 & 9 months - Adults	1,882	3,099	60.7%	52.0%	52.2%	50.1%
% of FP17s for Band 1 Urgent Courses	197	3,695	5.3%	8.2%	9.2%	9.1%
% of FP17s Relating to Free Repair or Replacements	19	3,695	0.5%	1.2%	1.0%	0.8%
% of FP17s Relating to Continuations	83	3,695	2.2%	1.6%	1.4%	1.2%
% of Patients satisfied with the dentistry they have received	5	5	N/A	93.3%	93.1%	92.8%
% of Patients satisfied with the time they had to wait for an appointment	5	5	N/A	90.4%	89.5%	88.7%

* This is based on patients treated on this contract for their most recent course of treatment. Figures in italics indicate the base number of FP17s or Patient Questionnaire responses are less than 100. N/A is shown where the base number of responses is less than 10 during the period. % is calculated as Quantity/Base number*100

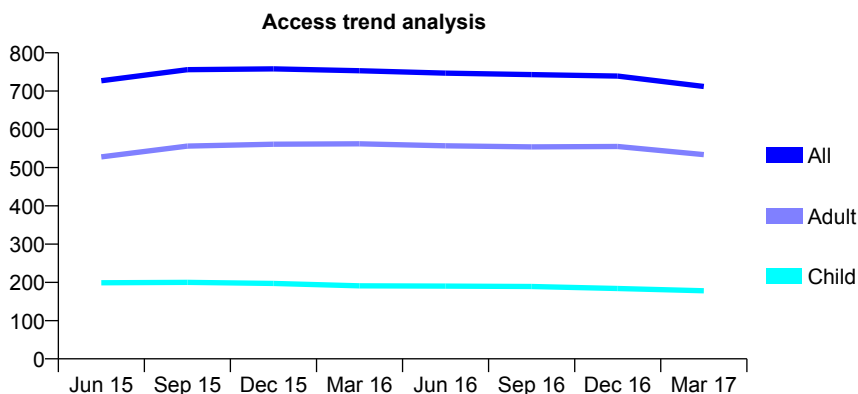
Q49 - Vital Signs At a Glance Contract Report for 570869/0001 - Year end March 2017

Name or company name	MR MI BHOLAH
Contract type name	GDS Contract
Purpose of contract	General and Orthodontic
Contract start date	01/04/2006
Contract end date	

16/17 Contracted general activity (UDA)	3,219
Carry forward general activity (UDA)	0
16/17 Contracted orthodontic activity (UOA)	0
Carry forward orthodontic activity (UOA)	0
Baseline contract value	£85,258.13

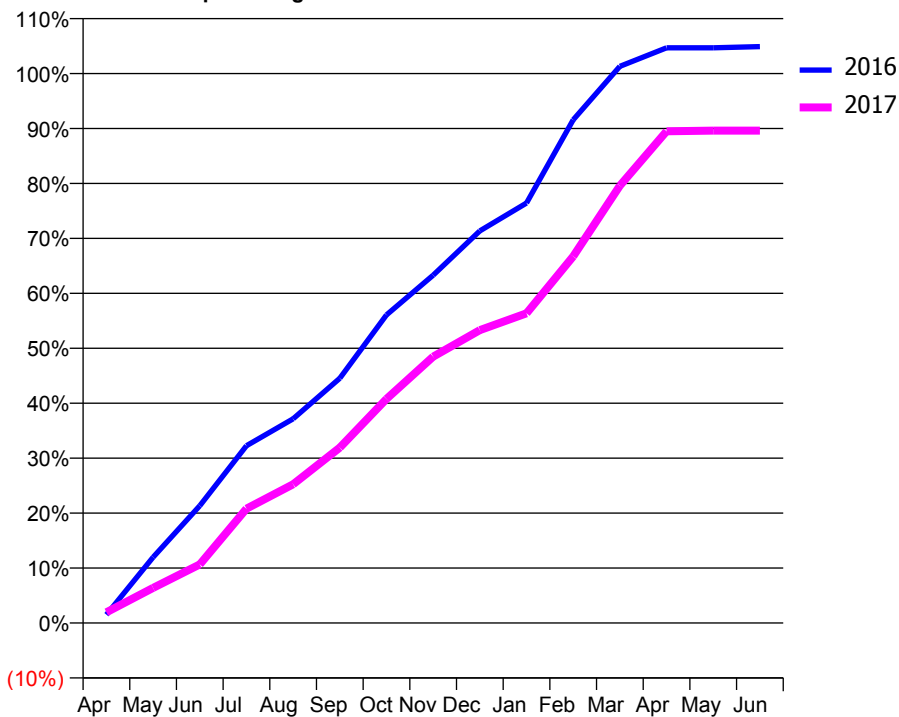
ACCESS*

Patients seen in 24 months	Total	Change since previous quarter
Quarter ending March 2016	753	
Quarter ending June 2016	747	→
Quarter ending September 2016	743	→
Quarter ending December 2016	739	→
Quarter ending March 2017	712	↓
Variance since March 2016	(5.4%)	↓



ACTIVITY

Cumulative percentage of contracted UDA delivered 2016 & 2017



Month	Adjusted Scheduled Activity (UDA)	
	2016	2017
April	49	63
May	385	206
June	687	343
July	1,038	670
August	1,196	813
September	1,434	1,028
October	1,805	1,313
November	2,038	1,560
December	2,297	1,716
January	2,460	1,815
February	2,948	2,148
March	3,261	2,561
April	3,369	2,880
May	3,369	2,884
June	3,376	2,884

QUALITY

	Quantity	Base Number	Contract	AT	Region	England
% of FP17s for the same patient ID Re-attending within 3 months - Children	4	255	1.6%	11.5%	13.3%	12.3%
% of FP17s for the same patient ID Re-attending within 3 months - Adults	57	654	8.7%	15.6%	17.3%	16.7%
% of FP17s for the same patient ID Re-attending between 3 & 9 months - Children	170	255	66.7%	57.3%	58.9%	57.6%
% of FP17s for the same patient ID Re-attending between 3 & 9 months - Adults	401	654	61.3%	52.0%	52.2%	50.1%
% of FP17s for Band 1 Urgent Courses	22	947	2.3%	8.2%	9.2%	9.1%
% of FP17s Relating to Free Repair or Replacements	0	947	0.0%	1.2%	1.0%	0.8%
% of FP17s Relating to Continuations	8	947	0.8%	1.6%	1.4%	1.2%
% of Patients satisfied with the dentistry they have received	2	2	N/A	93.3%	93.1%	92.8%
% of Patients satisfied with the time they had to wait for an appointment	2	2	N/A	90.4%	89.5%	88.7%

* This is based on patients treated on this contract for their most recent course of treatment. Figures in italics indicate the base number of FP17s or Patient Questionnaire responses are less than 100. N/A is shown where the base number of responses is less than 10 during the period. % is calculated as Quantity/Base number*100

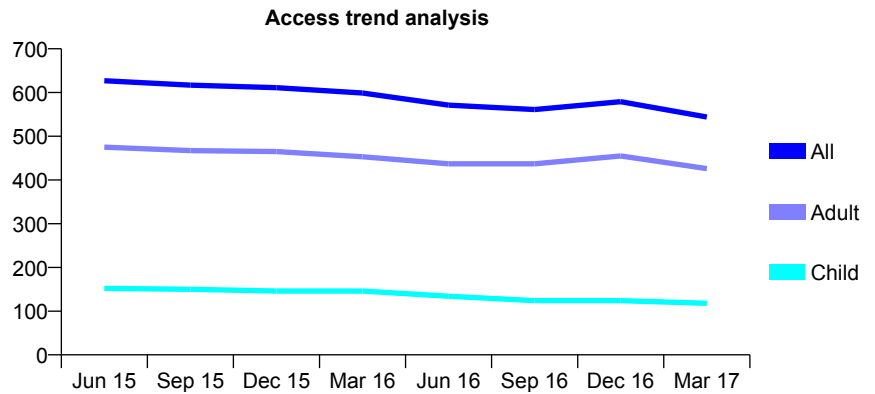
Q49 - Vital Signs At a Glance Contract Report for 570869/0002 - Year end March 2017

Name or company name	MR MI BHOLAH
Contract type name	GDS Contract
Purpose of contract	General and Orthodontic
Contract start date	01/04/2006
Contract end date	

16/17 Contracted general activity (UDA)	2,956
Carry forward general activity (UDA)	14
16/17 Contracted orthodontic activity (UOA)	0
Carry forward orthodontic activity (UOA)	0
Baseline contract value	£91,764.39

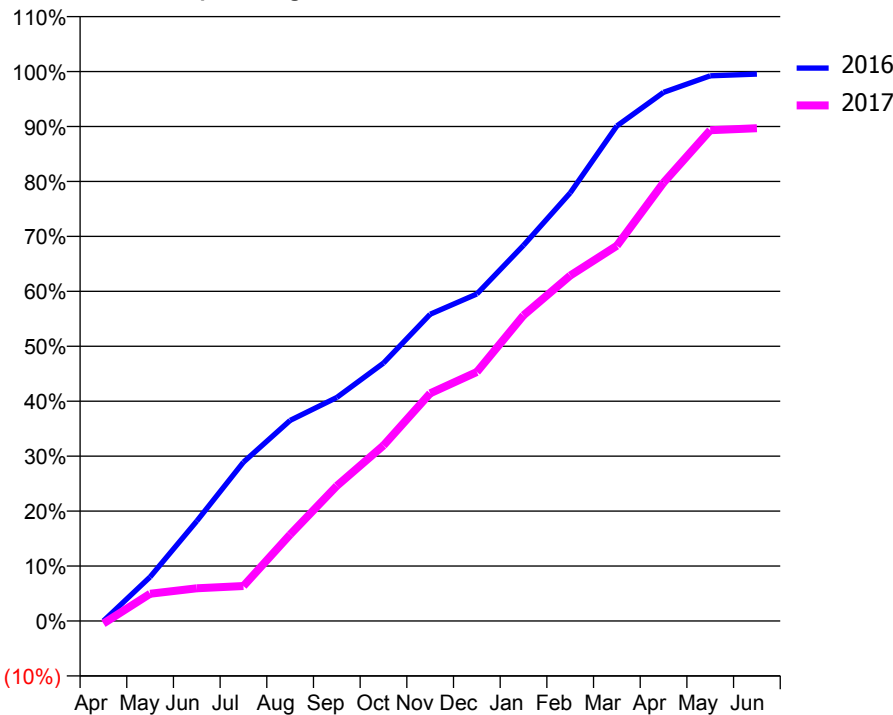
ACCESS*

Patients seen in 24 months	Total	Change since previous quarter
Quarter ending March 2016	599	
Quarter ending June 2016	571	↓
Quarter ending September 2016	561	↓
Quarter ending December 2016	579	↑
Quarter ending March 2017	544	↓
Variance since March 2016	(9.2%)	↓



ACTIVITY

Cumulative percentage of contracted UDA delivered 2016 & 2017



Month	Adjusted Scheduled Activity (UDA)	
	2016	2017
April	0	-14
May	237	146
June	538	176
July	855	188
August	1,079	465
September	1,202	727
October	1,387	944
November	1,650	1,225
December	1,759	1,339
January	2,021	1,644
February	2,303	1,859
March	2,663	2,019
April	2,844	2,358
May	2,933	2,640
June	2,942	2,651

QUALITY

	Quantity	Base Number	Contract	AT	Region	England
% of FP17s for the same patient ID Re-attending within 3 months - Children	1	128	0.8%	11.5%	13.3%	12.3%
% of FP17s for the same patient ID Re-attending within 3 months - Adults	62	471	13.2%	15.6%	17.3%	16.7%
% of FP17s for the same patient ID Re-attending between 3 & 9 months - Children	73	128	57.0%	57.3%	58.9%	57.6%
% of FP17s for the same patient ID Re-attending between 3 & 9 months - Adults	212	471	45.0%	52.0%	52.2%	50.1%
% of FP17s for Band 1 Urgent Courses	26	649	4.0%	8.2%	9.2%	9.1%
% of FP17s Relating to Free Repair or Replacements	1	649	0.2%	1.2%	1.0%	0.8%
% of FP17s Relating to Continuations	0	649	0.0%	1.6%	1.4%	1.2%
% of Patients satisfied with the dentistry they have received	0	0	N/A	93.3%	93.1%	92.8%
% of Patients satisfied with the time they had to wait for an appointment	0	0	N/A	90.4%	89.5%	88.7%

* This is based on patients treated on this contract for their most recent course of treatment. Figures in italics indicate the base number of FP17s or Patient Questionnaire responses are less than 100. N/A is shown where the base number of responses is less than 10 during the period. % is calculated as Quantity/Base number*100

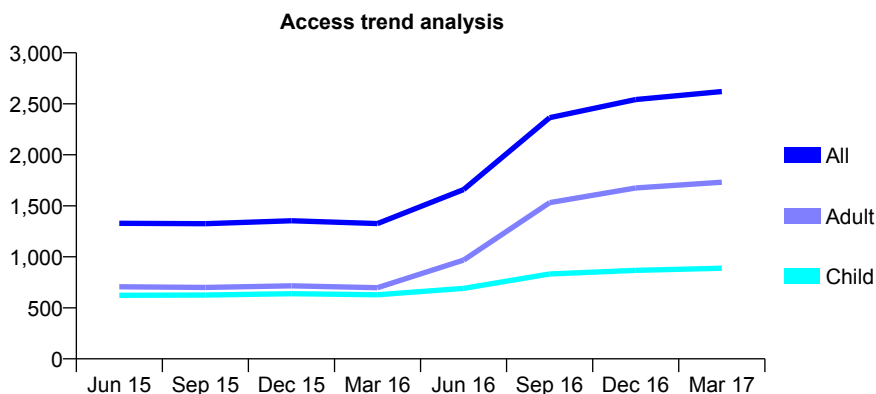
Q49 - Vital Signs At a Glance Contract Report for 572276/0002 - Year end March 2017

Name or company name	Curzon Street Dental Practice
Contract type name	GDS Contract
Purpose of contract	General
Contract start date	01/04/2006
Contract end date	

16/17 Contracted general activity (UDA)	9,200
Carry forward general activity (UDA)	0
16/17 Contracted orthodontic activity (UOA)	0
Carry forward orthodontic activity (UOA)	0
Baseline contract value	£217,580.00

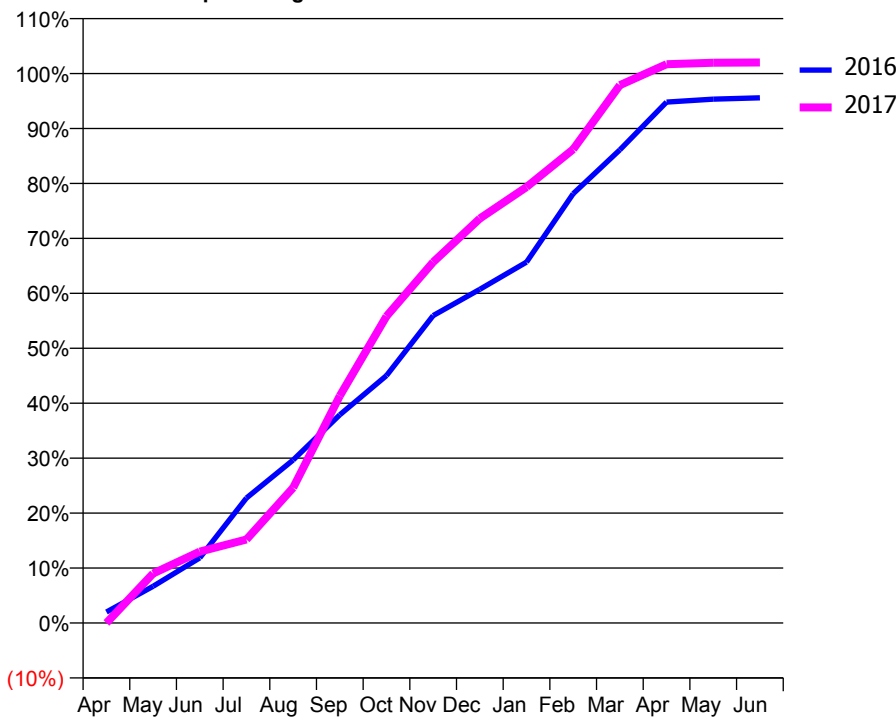
ACCESS*

Patients seen in 24 months	Total	Change since previous quarter
Quarter ending March 2016	1,326	
Quarter ending June 2016	1,659	↑
Quarter ending September 2016	2,364	↑
Quarter ending December 2016	2,542	↑
Quarter ending March 2017	2,620	↑
Variance since March 2016	97.6%	↑



ACTIVITY

Cumulative percentage of contracted UDA delivered 2016 & 2017



Adjusted Scheduled Activity (UDA)

Month	2016	2017
April	88	0
May	295	829
June	524	1,195
July	1,005	1,400
August	1,310	2,265
September	1,673	3,802
October	1,988	5,136
November	2,470	6,043
December	2,681	6,773
January	2,900	7,299
February	3,449	7,930
March	3,802	9,005
April	4,185	9,356
May	4,209	9,381
June	4,219	9,384

QUALITY

	Quantity	Base Number	Contract	AT	Region	England
% of FP17s for the same patient ID Re-attending within 3 months - Children	107	1,499	7.1%	11.5%	13.3%	12.3%
% of FP17s for the same patient ID Re-attending within 3 months - Adults	522	3,091	16.9%	15.6%	17.3%	16.7%
% of FP17s for the same patient ID Re-attending between 3 & 9 months - Children	811	1,499	54.1%	57.3%	58.9%	57.6%
% of FP17s for the same patient ID Re-attending between 3 & 9 months - Adults	1,237	3,091	40.0%	52.0%	52.2%	50.1%
% of FP17s for Band 1 Urgent Courses	115	4,589	2.5%	8.2%	9.2%	9.1%
% of FP17s Relating to Free Repair or Replacements	26	4,589	0.6%	1.2%	1.0%	0.8%
% of FP17s Relating to Continuations	150	4,589	3.3%	1.6%	1.4%	1.2%
% of Patients satisfied with the dentistry they have received	3	3	N/A	93.3%	93.1%	92.8%
% of Patients satisfied with the time they had to wait for an appointment	3	3	N/A	90.4%	89.5%	88.7%

* This is based on patients treated on this contract for their most recent course of treatment. Figures in italics indicate the base number of FP17s or Patient Questionnaire responses are less than 100. N/A is shown where the base number of responses is less than 10 during the period. % is calculated as Quantity/Base number*100

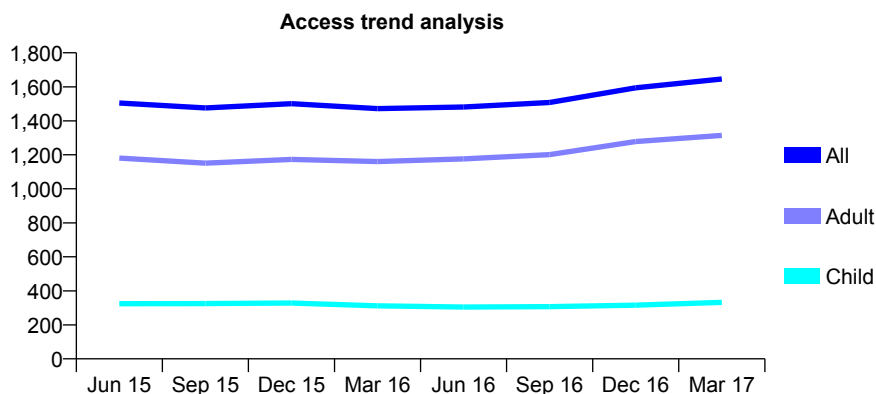
Q49 - Vital Signs At a Glance Contract Report for 573639/0004 - Year end March 2017

Name or company name	MR SB PABARY
Contract type name	Pilot Contract
Purpose of contract	General
Contract start date	01/06/2007
Contract end date	

16/17 Contracted general activity (UDA)	8,169
Carry forward general activity (UDA)	0
16/17 Contracted orthodontic activity (UOA)	0
Carry forward orthodontic activity (UOA)	0
Baseline contract value	£200,423.63

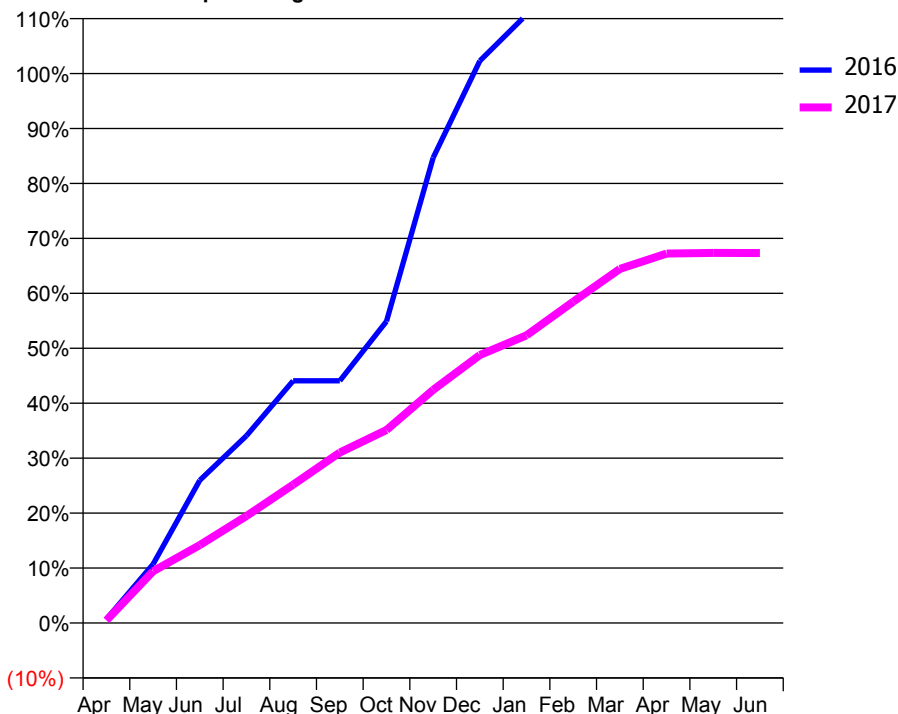
ACCESS*

Patients seen in 24 months	Total	Change since previous quarter
Quarter ending March 2016	1,472	
Quarter ending June 2016	1,481	→
Quarter ending September 2016	1,508	→
Quarter ending December 2016	1,594	↑
Quarter ending March 2017	1,646	↑
Variance since March 2016	11.8%	↑



ACTIVITY

Cumulative percentage of contracted UDA delivered 2016 & 2017



Adjusted Scheduled Activity (UDA)

Month	2016	2017
April	21	39
May	318	770
June	772	1,159
July	1,012	1,590
August	1,309	2,057
September	1,309	2,535
October	1,631	2,870
November	2,515	3,466
December	3,038	3,984
January	3,287	4,278
February	3,953	4,777
March	4,365	5,263
April	4,386	5,492
May	4,389	5,503
June	4,390	5,501

QUALITY

	Quantity	Base Number	Contract	AT	Region	England
% of FP17s for the same patient ID Re-attending within 3 months - Children	8	485	1.6%	11.5%	13.3%	12.3%
% of FP17s for the same patient ID Re-attending within 3 months - Adults	185	1,935	9.6%	15.6%	17.3%	16.7%
% of FP17s for the same patient ID Re-attending between 3 & 9 months - Children	295	485	60.8%	57.3%	58.9%	57.6%
% of FP17s for the same patient ID Re-attending between 3 & 9 months - Adults	1,112	1,935	57.5%	52.0%	52.2%	50.1%
% of FP17s for Band 1 Urgent Courses	218	2,493	8.7%	8.2%	9.2%	9.1%
% of FP17s Relating to Free Repair or Replacements	16	2,493	0.6%	1.2%	1.0%	0.8%
% of FP17s Relating to Continuations	5	2,493	0.2%	1.6%	1.4%	1.2%
% of Patients satisfied with the dentistry they have received	0	0	N/A	93.3%	93.1%	92.8%
% of Patients satisfied with the time they had to wait for an appointment	0	0	N/A	90.4%	89.5%	88.7%

* This is based on patients treated on this contract for their most recent course of treatment. Figures in italics indicate the base number of FP17s or Patient Questionnaire responses are less than 100. N/A is shown where the base number of responses is less than 10 during the period. % is calculated as Quantity/Base number*100

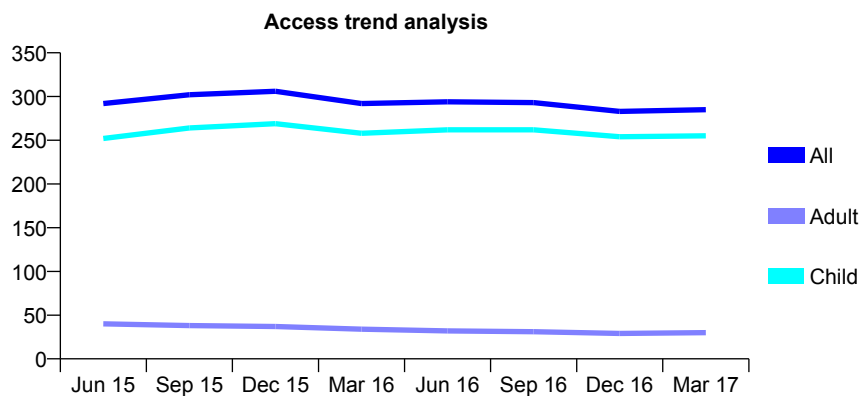
Q49 - Vital Signs At a Glance Contract Report for 573663/0001 - Year end March 2017

Name or company name	Broadway Dental Surgery
Contract type name	GDS Contract
Purpose of contract	General
Contract start date	01/04/2006
Contract end date	

16/17 Contracted general activity (UDA)	740
Carry forward general activity (UDA)	0
16/17 Contracted orthodontic activity (UOA)	0
Carry forward orthodontic activity (UOA)	0
Baseline contract value	£17,252.74

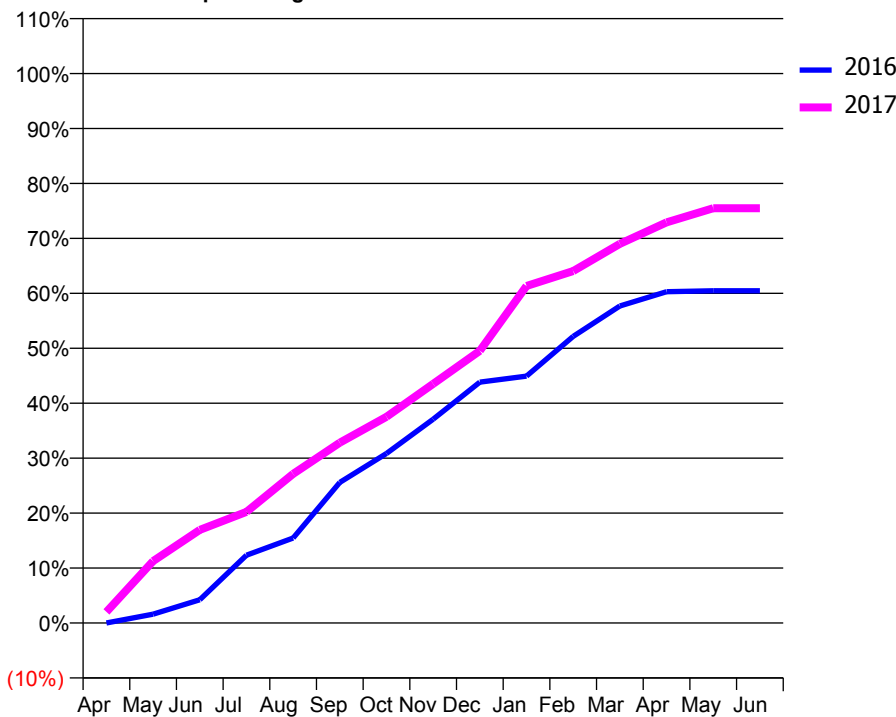
ACCESS*

Patients seen in 24 months	Total	Change since previous quarter
Quarter ending March 2016	292	
Quarter ending June 2016	294	→
Quarter ending September 2016	293	→
Quarter ending December 2016	283	↓
Quarter ending March 2017	285	→
Variance since March 2016	(2.4%)	↓



ACTIVITY

Cumulative percentage of contracted UDA delivered 2016 & 2017



Month	Adjusted Scheduled Activity (UDA)	
	2016	2017
April	0	15
May	12	83
June	31	125
July	91	150
August	114	201
September	189	243
October	228	278
November	274	322
December	324	367
January	332	454
February	386	474
March	427	511
April	446	540
May	447	559
June	447	559

QUALITY

	Quantity	Base Number	Contract	AT	Region	England
% of FP17s for the same patient ID Re-attending within 3 months - Children	27	381	7.1%	11.5%	13.3%	12.3%
% of FP17s for the same patient ID Re-attending within 3 months - Adults	0	0	N/A	15.6%	17.3%	16.7%
% of FP17s for the same patient ID Re-attending between 3 & 9 months - Children	238	381	62.5%	57.3%	58.9%	57.6%
% of FP17s for the same patient ID Re-attending between 3 & 9 months - Adults	0	0	N/A	52.0%	52.2%	50.1%
% of FP17s for Band 1 Urgent Courses	13	401	3.2%	8.2%	9.2%	9.1%
% of FP17s Relating to Free Repair or Replacements	0	401	0.0%	1.2%	1.0%	0.8%
% of FP17s Relating to Continuations	0	401	0.0%	1.6%	1.4%	1.2%
% of Patients satisfied with the dentistry they have received	2	2	N/A	93.3%	93.1%	92.8%
% of Patients satisfied with the time they had to wait for an appointment	2	2	N/A	90.4%	89.5%	88.7%

* This is based on patients treated on this contract for their most recent course of treatment. Figures in italics indicate the base number of FP17s or Patient Questionnaire responses are less than 100. N/A is shown where the base number of responses is less than 10 during the period. % is calculated as Quantity/Base number*100

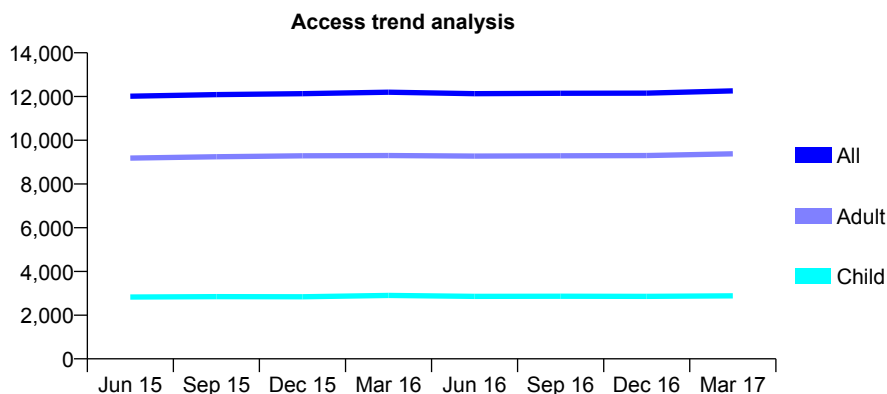
Q49 - Vital Signs At a Glance Contract Report for 574112/0001 - Year end March 2017

Name or company name	Vine, Williamson and Hall
Contract type name	GDS Contract
Purpose of contract	General and Orthodontic
Contract start date	01/04/2006
Contract end date	

16/17 Contracted general activity (UDA)	40,129
Carry forward general activity (UDA)	0
16/17 Contracted orthodontic activity (UOA)	33
Carry forward orthodontic activity (UOA)	0
Baseline contract value	£1,018,201.59

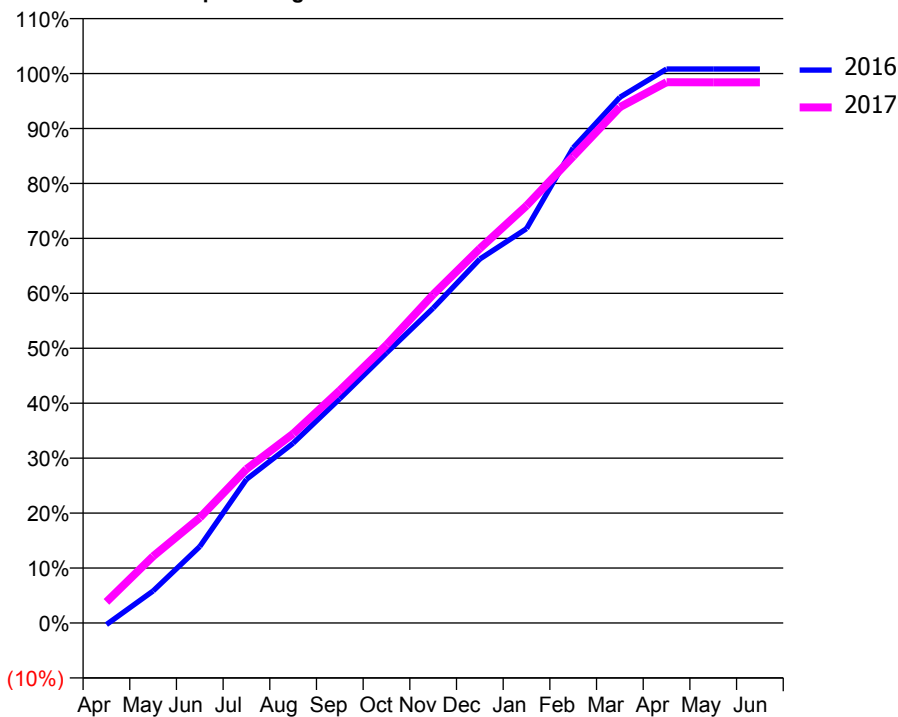
ACCESS*

Patients seen in 24 months	Total	Change since previous quarter
Quarter ending March 2016	12,200	
Quarter ending June 2016	12,131	→
Quarter ending September 2016	12,151	→
Quarter ending December 2016	12,152	→
Quarter ending March 2017	12,259	→
Variance since March 2016	0.5%	→



ACTIVITY

Cumulative percentage of contracted UDA delivered 2016 & 2017



Month	Adjusted Scheduled Activity (UDA)	
	2016	2017
April	-118	1,545
May	2,343	4,876
June	5,587	7,687
July	10,493	11,245
August	13,135	13,821
September	16,387	16,989
October	19,722	20,306
November	22,994	23,986
December	26,580	27,347
January	28,801	30,471
February	34,698	34,080
March	38,390	37,673
April	40,458	39,493
May	40,453	39,486
June	40,454	39,485

QUALITY

	Quantity	Base Number	Contract	AT	Region	England
% of FP17s for the same patient ID Re-attending within 3 months - Children	214	3,843	5.6%	11.5%	13.3%	12.3%
% of FP17s for the same patient ID Re-attending within 3 months - Adults	1,515	12,869	11.8%	15.6%	17.3%	16.7%
% of FP17s for the same patient ID Re-attending between 3 & 9 months - Children	2,039	3,843	53.1%	57.3%	58.9%	57.6%
% of FP17s for the same patient ID Re-attending between 3 & 9 months - Adults	7,208	12,869	56.0%	52.0%	52.2%	50.1%
% of FP17s for Band 1 Urgent Courses	904	16,602	5.4%	8.2%	9.2%	9.1%
% of FP17s Relating to Free Repair or Replacements	296	16,602	1.8%	1.2%	1.0%	0.8%
% of FP17s Relating to Continuations	205	16,602	1.2%	1.6%	1.4%	1.2%
% of Patients satisfied with the dentistry they have received	24	26	92.3%	93.3%	93.1%	92.8%
% of Patients satisfied with the time they had to wait for an appointment	23	26	88.5%	90.4%	89.5%	88.7%

* This is based on patients treated on this contract for their most recent course of treatment. Figures in italics indicate the base number of FP17s or Patient Questionnaire responses are less than 100. N/A is shown where the base number of responses is less than 10 during the period. % is calculated as Quantity/Base number*100

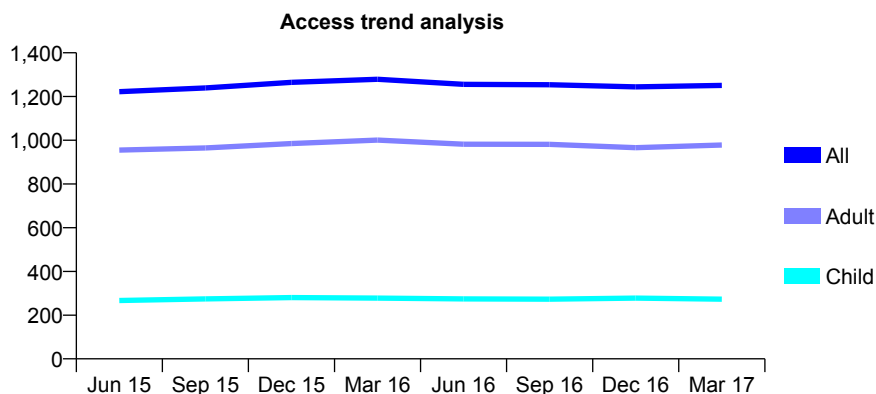
Q49 - Vital Signs At a Glance Contract Report for 575488/0001 - Year end March 2017

Name or company name	MISS S DOWNS
Contract type name	GDS Contract
Purpose of contract	General
Contract start date	01/04/2006
Contract end date	

16/17 Contracted general activity (UDA)	3,941
Carry forward general activity (UDA)	0
16/17 Contracted orthodontic activity (UOA)	0
Carry forward orthodontic activity (UOA)	0
Baseline contract value	£84,538.98

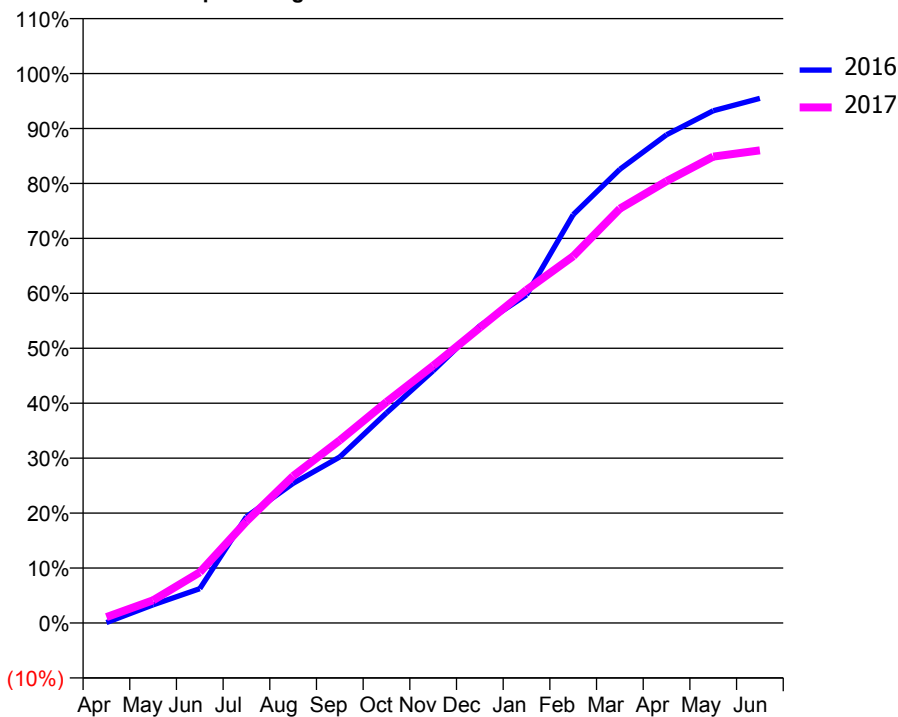
ACCESS*

Patients seen in 24 months	Total	Change since previous quarter
Quarter ending March 2016	1,279	
Quarter ending June 2016	1,256	↓
Quarter ending September 2016	1,254	→
Quarter ending December 2016	1,244	→
Quarter ending March 2017	1,251	→
Variance since March 2016	(2.2%)	↓



ACTIVITY

Cumulative percentage of contracted UDA delivered 2016 & 2017



Month	Adjusted Scheduled Activity (UDA)	
	2016	2017
April	3	42
May	130	163
June	247	364
July	763	729
August	1,002	1,054
September	1,191	1,310
October	1,507	1,586
November	1,809	1,845
December	2,131	2,118
January	2,354	2,388
February	2,929	2,630
March	3,254	2,972
April	3,501	3,169
May	3,673	3,344
June	3,763	3,389

QUALITY

	Quantity	Base Number	Contract	AT	Region	England
% of FP17s for the same patient ID Re-attending within 3 months - Children	34	434	7.8%	11.5%	13.3%	12.3%
% of FP17s for the same patient ID Re-attending within 3 months - Adults	232	1,549	15.0%	15.6%	17.3%	16.7%
% of FP17s for the same patient ID Re-attending between 3 & 9 months - Children	279	434	64.3%	57.3%	58.9%	57.6%
% of FP17s for the same patient ID Re-attending between 3 & 9 months - Adults	971	1,549	62.7%	52.0%	52.2%	50.1%
% of FP17s for Band 1 Urgent Courses	45	1,992	2.3%	8.2%	9.2%	9.1%
% of FP17s Relating to Free Repair or Replacements	11	1,992	0.6%	1.2%	1.0%	0.8%
% of FP17s Relating to Continuations	36	1,992	1.8%	1.6%	1.4%	1.2%
% of Patients satisfied with the dentistry they have received	1	1	N/A	93.3%	93.1%	92.8%
% of Patients satisfied with the time they had to wait for an appointment	1	1	N/A	90.4%	89.5%	88.7%

* This is based on patients treated on this contract for their most recent course of treatment. Figures in italics indicate the base number of FP17s or Patient Questionnaire responses are less than 100. N/A is shown where the base number of responses is less than 10 during the period. % is calculated as Quantity/Base number*100

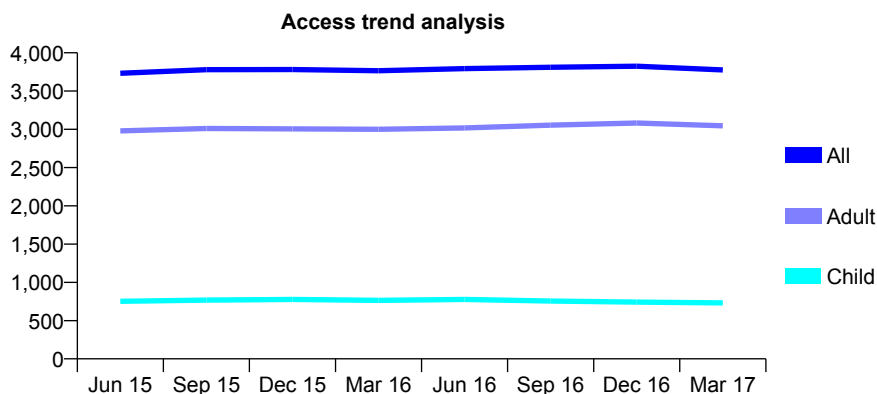
Q49 - Vital Signs At a Glance Contract Report for 578940/0001 - Year end March 2017

Name or company name	MR CJ BELFIELD
Contract type name	GDS Contract
Purpose of contract	General
Contract start date	01/04/2006
Contract end date	

16/17 Contracted general activity (UDA)	9,942
Carry forward general activity (UDA)	211
16/17 Contracted orthodontic activity (UOA)	0
Carry forward orthodontic activity (UOA)	0
Baseline contract value	£254,069.91

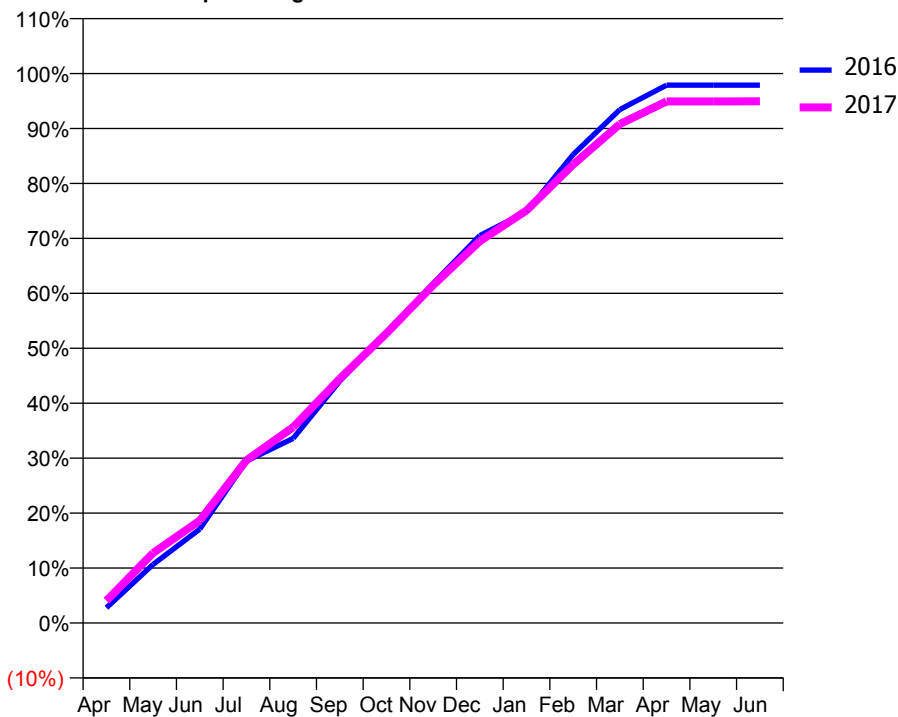
ACCESS*

Patients seen in 24 months	Total	Change since previous quarter
Quarter ending March 2016	3,765	
Quarter ending June 2016	3,794	→
Quarter ending September 2016	3,811	→
Quarter ending December 2016	3,824	→
Quarter ending March 2017	3,776	↓
Variance since March 2016	0.3%	→



ACTIVITY

Cumulative percentage of contracted UDA delivered 2016 & 2017



Adjusted Scheduled Activity (UDA)

Month	2016	2017
April	276	404
May	1,061	1,269
June	1,699	1,855
July	2,929	2,944
August	3,341	3,542
September	4,378	4,422
October	5,243	5,242
November	6,144	6,113
December	7,009	6,909
January	7,442	7,464
February	8,477	8,295
March	9,291	9,026
April	9,731	9,437
May	9,731	9,437
June	9,731	9,438

QUALITY

	Quantity	Base Number	Contract	AT	Region	England
% of FP17s for the same patient ID Re-attending within 3 months - Children	85	1,153	7.4%	11.5%	13.3%	12.3%
% of FP17s for the same patient ID Re-attending within 3 months - Adults	509	4,646	11.0%	15.6%	17.3%	16.7%
% of FP17s for the same patient ID Re-attending between 3 & 9 months - Children	709	1,153	61.5%	57.3%	58.9%	57.6%
% of FP17s for the same patient ID Re-attending between 3 & 9 months - Adults	3,065	4,646	66.0%	52.0%	52.2%	50.1%
% of FP17s for Band 1 Urgent Courses	336	5,769	5.8%	8.2%	9.2%	9.1%
% of FP17s Relating to Free Repair or Replacements	34	5,769	0.6%	1.2%	1.0%	0.8%
% of FP17s Relating to Continuations	12	5,769	0.2%	1.6%	1.4%	1.2%
% of Patients satisfied with the dentistry they have received	6	6	N/A	93.3%	93.1%	92.8%
% of Patients satisfied with the time they had to wait for an appointment	6	6	N/A	90.4%	89.5%	88.7%

* This is based on patients treated on this contract for their most recent course of treatment. Figures in italics indicate the base number of FP17s or Patient Questionnaire responses are less than 100. N/A is shown where the base number of responses is less than 10 during the period. % is calculated as Quantity/Base number*100

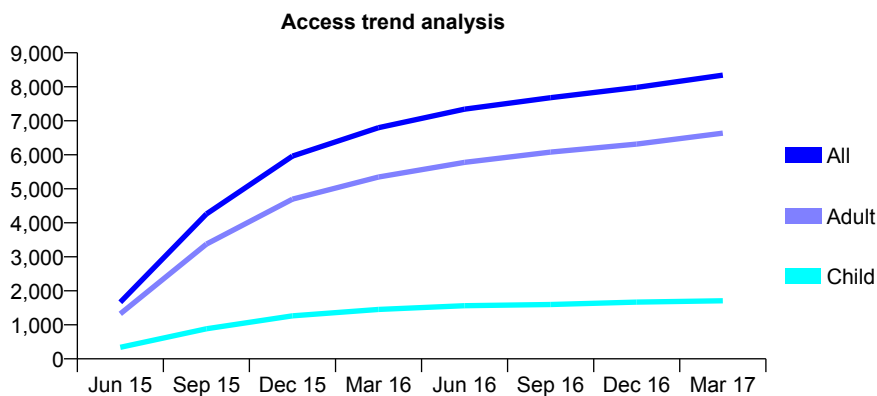
Q49 - Vital Signs At a Glance Contract Report for 601365/0001 - Year end March 2017

Name or company name	MRS JA OWEN
Contract type name	GDS Contract
Purpose of contract	General
Contract start date	01/05/2015
Contract end date	

16/17 Contracted general activity (UDA)	23,296
Carry forward general activity (UDA)	-501
16/17 Contracted orthodontic activity (UOA)	0
Carry forward orthodontic activity (UOA)	0
Baseline contract value	£661,270.40

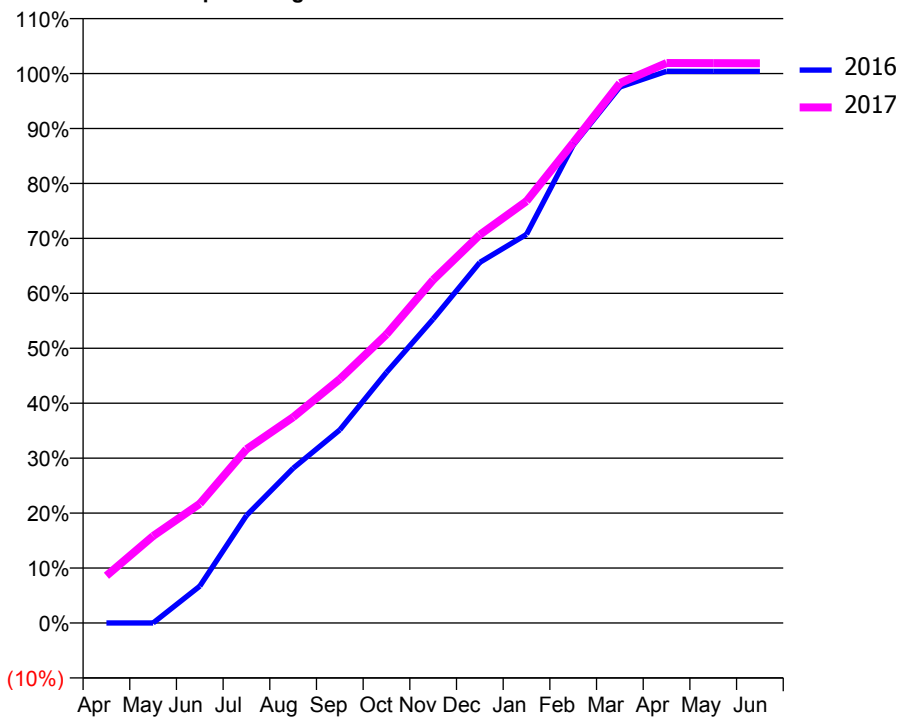
ACCESS*

Patients seen in 24 months	Total	Change since previous quarter
Quarter ending March 2016	6,799	
Quarter ending June 2016	7,342	↑
Quarter ending September 2016	7,679	↑
Quarter ending December 2016	7,984	↑
Quarter ending March 2017	8,345	↑
Variance since March 2016	22.7%	↑



ACTIVITY

Cumulative percentage of contracted UDA delivered 2016 & 2017



Month	Adjusted Scheduled Activity (UDA)	
	2016	2017
April	0	2,003
May	0	3,691
June	1,434	5,055
July	4,179	7,369
August	6,016	8,725
September	7,504	10,345
October	9,740	12,238
November	11,811	14,546
December	14,017	16,459
January	15,103	17,886
February	18,571	20,361
March	20,829	22,889
April	21,441	23,743
May	21,438	23,735
June	21,437	23,730

QUALITY

	Quantity	Base Number	Contract	AT	Region	England
% of FP17s for the same patient ID Re-attending within 3 months - Children	127	2,364	5.4%	11.5%	13.3%	12.3%
% of FP17s for the same patient ID Re-attending within 3 months - Adults	1,158	9,361	12.4%	15.6%	17.3%	16.7%
% of FP17s for the same patient ID Re-attending between 3 & 9 months - Children	1,396	2,364	59.1%	57.3%	58.9%	57.6%
% of FP17s for the same patient ID Re-attending between 3 & 9 months - Adults	5,670	9,361	60.6%	52.0%	52.2%	50.1%
% of FP17s for Band 1 Urgent Courses	81	11,204	0.7%	8.2%	9.2%	9.1%
% of FP17s Relating to Free Repair or Replacements	323	11,204	2.9%	1.2%	1.0%	0.8%
% of FP17s Relating to Continuations	138	11,204	1.2%	1.6%	1.4%	1.2%
% of Patients satisfied with the dentistry they have received	12	13	92.3%	93.3%	93.1%	92.8%
% of Patients satisfied with the time they had to wait for an appointment	11	13	84.6%	90.4%	89.5%	88.7%

* This is based on patients treated on this contract for their most recent course of treatment. Figures in italics indicate the base number of FP17s or Patient Questionnaire responses are less than 100. N/A is shown where the base number of responses is less than 10 during the period. % is calculated as Quantity/Base number*100

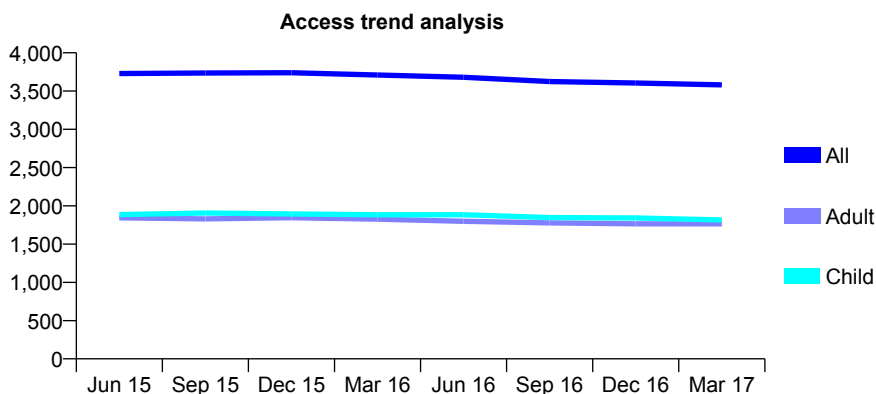
Q49 - Vital Signs At a Glance Contract Report for 622605/0001 - Year end March 2017

Name or company name	MR RA GRANT
Contract type name	GDS Contract
Purpose of contract	General
Contract start date	01/04/2006
Contract end date	

16/17 Contracted general activity (UDA)	11,293
Carry forward general activity (UDA)	0
16/17 Contracted orthodontic activity (UOA)	0
Carry forward orthodontic activity (UOA)	0
Baseline contract value	£291,005.07

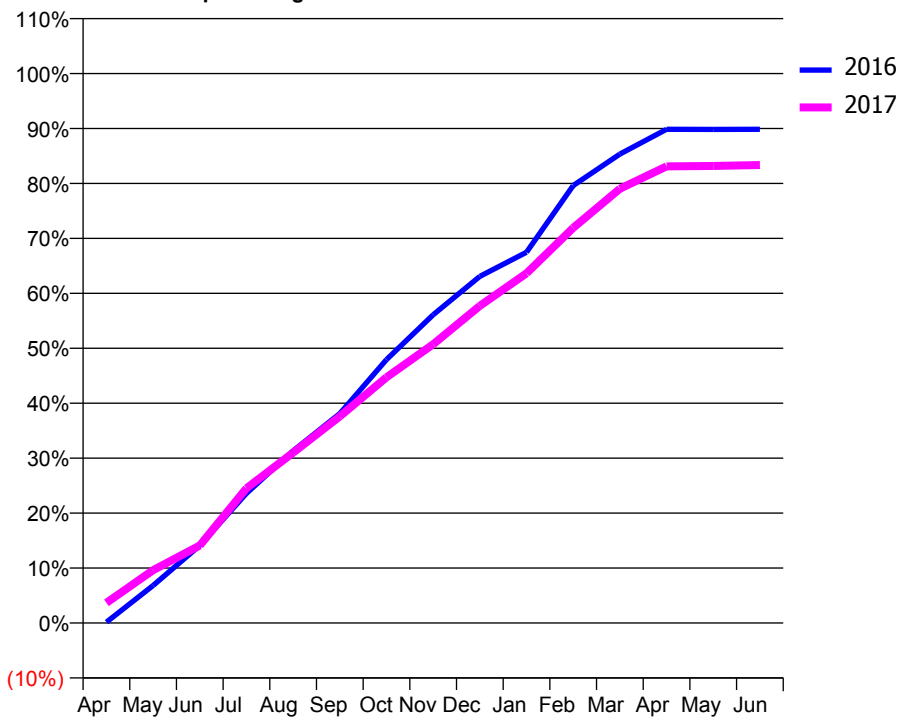
ACCESS*

Patients seen in 24 months	Total	Change since previous quarter
Quarter ending March 2016	3,709	
Quarter ending June 2016	3,681	→
Quarter ending September 2016	3,624	↓
Quarter ending December 2016	3,605	→
Quarter ending March 2017	3,580	→
Variance since March 2016	(3.5%)	↓



ACTIVITY

Cumulative percentage of contracted UDA delivered 2016 & 2017



Adjusted Scheduled Activity (UDA)

Month	2016	2017
April	17	415
May	771	1,086
June	1,594	1,592
July	2,665	2,770
August	3,539	3,502
September	4,305	4,247
October	5,414	5,050
November	6,336	5,729
December	7,125	6,519
January	7,620	7,188
February	8,991	8,121
March	9,636	8,924
April	10,147	9,384
May	10,143	9,392
June	10,146	9,411

QUALITY

	Quantity	Base Number	Contract	AT	Region	England
% of FP17s for the same patient ID Re-attending within 3 months - Children	145	2,618	5.5%	11.5%	13.3%	12.3%
% of FP17s for the same patient ID Re-attending within 3 months - Adults	355	2,104	16.9%	15.6%	17.3%	16.7%
% of FP17s for the same patient ID Re-attending between 3 & 9 months - Children	1,401	2,618	53.5%	57.3%	58.9%	57.6%
% of FP17s for the same patient ID Re-attending between 3 & 9 months - Adults	1,051	2,104	50.0%	52.0%	52.2%	50.1%
% of FP17s for Band 1 Urgent Courses	315	4,522	7.0%	8.2%	9.2%	9.1%
% of FP17s Relating to Free Repair or Replacements	0	4,522	0.0%	1.2%	1.0%	0.8%
% of FP17s Relating to Continuations	0	4,522	0.0%	1.6%	1.4%	1.2%
% of Patients satisfied with the dentistry they have received	7	7	N/A	93.3%	93.1%	92.8%
% of Patients satisfied with the time they had to wait for an appointment	5	7	N/A	90.4%	89.5%	88.7%

* This is based on patients treated on this contract for their most recent course of treatment. Figures in italics indicate the base number of FP17s or Patient Questionnaire responses are less than 100. N/A is shown where the base number of responses is less than 10 during the period. % is calculated as Quantity/Base number*100

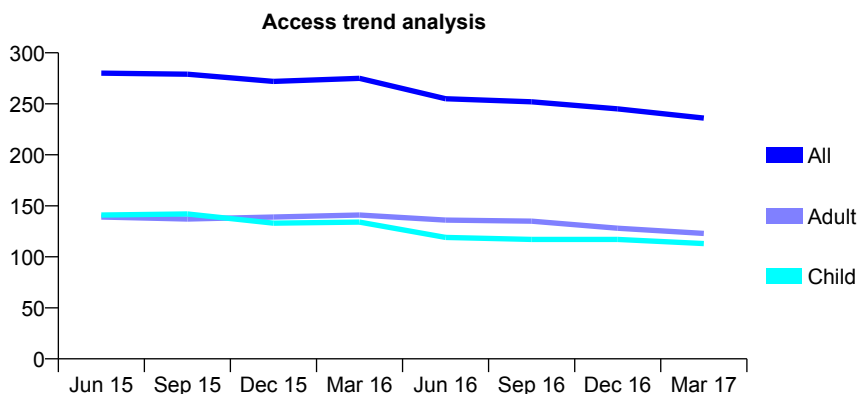
Q49 - Vital Signs At a Glance Contract Report for 622605/0002 - Year end March 2017

Name or company name	MR RA GRANT
Contract type name	GDS Contract
Purpose of contract	General
Contract start date	01/04/2006
Contract end date	

16/17 Contracted general activity (UDA)	813
Carry forward general activity (UDA)	39
16/17 Contracted orthodontic activity (UOA)	0
Carry forward orthodontic activity (UOA)	0
Baseline contract value	£19,901.73

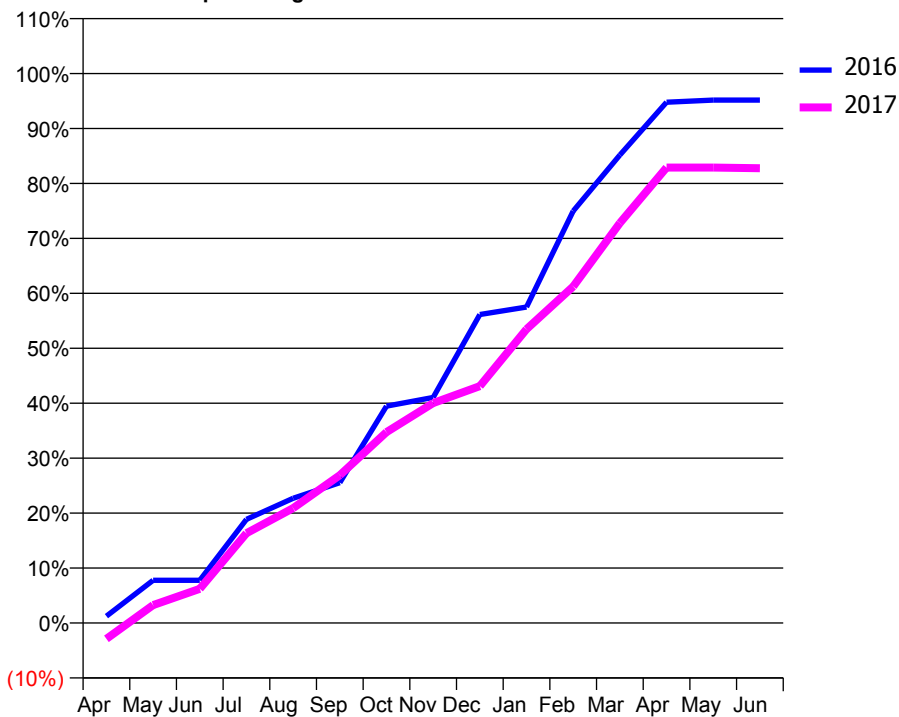
ACCESS*

Patients seen in 24 months	Total	Change since previous quarter
Quarter ending March 2016	275	
Quarter ending June 2016	255	↓
Quarter ending September 2016	252	↓
Quarter ending December 2016	245	↓
Quarter ending March 2017	236	↓
Variance since March 2016	(14.2%)	↓



ACTIVITY

Cumulative percentage of contracted UDA delivered 2016 & 2017



Adjusted Scheduled Activity (UDA)

Month	2016	2017
April	10	-24
May	63	27
June	63	51
July	153	133
August	185	170
September	208	219
October	321	282
November	334	325
December	456	350
January	467	435
February	610	498
March	692	592
April	771	674
May	774	674
June	774	673

QUALITY

	Quantity	Base Number	Contract	AT	Region	England
% of FP17s for the same patient ID Re-attending within 3 months - Children	8	152	5.3%	11.5%	13.3%	12.3%
% of FP17s for the same patient ID Re-attending within 3 months - Adults	23	149	15.4%	15.6%	17.3%	16.7%
% of FP17s for the same patient ID Re-attending between 3 & 9 months - Children	77	152	50.7%	57.3%	58.9%	57.6%
% of FP17s for the same patient ID Re-attending between 3 & 9 months - Adults	72	149	48.3%	52.0%	52.2%	50.1%
% of FP17s for Band 1 Urgent Courses	14	308	4.5%	8.2%	9.2%	9.1%
% of FP17s Relating to Free Repair or Replacements	0	308	0.0%	1.2%	1.0%	0.8%
% of FP17s Relating to Continuations	0	308	0.0%	1.6%	1.4%	1.2%
% of Patients satisfied with the dentistry they have received	0	0	N/A	93.3%	93.1%	92.8%
% of Patients satisfied with the time they had to wait for an appointment	0	0	N/A	90.4%	89.5%	88.7%

* This is based on patients treated on this contract for their most recent course of treatment. Figures in italics indicate the base number of FP17s or Patient Questionnaire responses are less than 100. N/A is shown where the base number of responses is less than 10 during the period. % is calculated as Quantity/Base number*100

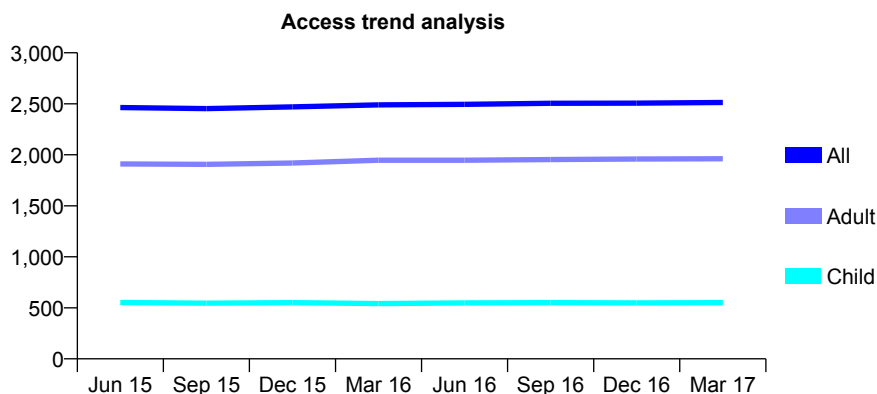
Q49 - Vital Signs At a Glance Contract Report for 631434/0001 - Year end March 2017

Name or company name	MR JM ATKINSON
Contract type name	GDS Contract
Purpose of contract	General
Contract start date	01/04/2006
Contract end date	

16/17 Contracted general activity (UDA)	8,350
Carry forward general activity (UDA)	93
16/17 Contracted orthodontic activity (UOA)	0
Carry forward orthodontic activity (UOA)	0
Baseline contract value	£191,469.23

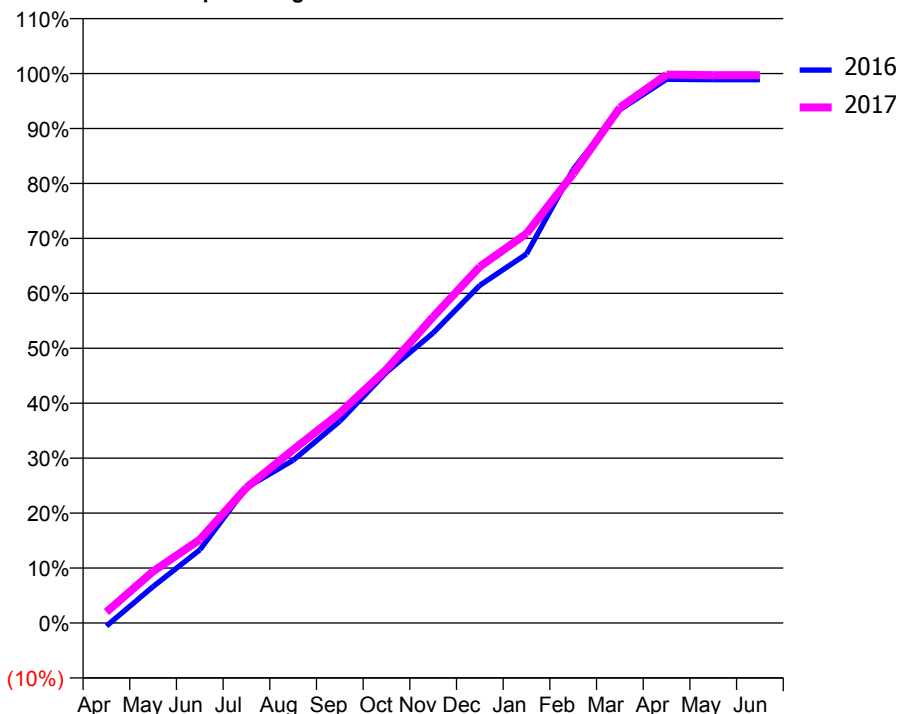
ACCESS*

Patients seen in 24 months	Total	Change since previous quarter
Quarter ending March 2016	2,489	
Quarter ending June 2016	2,495	→
Quarter ending September 2016	2,505	→
Quarter ending December 2016	2,507	→
Quarter ending March 2017	2,513	→
Variance since March 2016	1.0%	→



ACTIVITY

Cumulative percentage of contracted UDA delivered 2016 & 2017



Month	Adjusted Scheduled Activity (UDA)	
	2016	2017
April	-47	167
May	555	784
June	1,112	1,268
July	2,057	2,058
August	2,474	2,633
September	3,067	3,190
October	3,811	3,854
November	4,407	4,653
December	5,132	5,415
January	5,608	5,918
February	6,892	6,825
March	7,800	7,833
April	8,263	8,334
May	8,257	8,326
June	8,257	8,326

QUALITY

	Quantity	Base Number	Contract	AT	Region	England
% of FP17s for the same patient ID Re-attending within 3 months - Children	38	899	4.2%	11.5%	13.3%	12.3%
% of FP17s for the same patient ID Re-attending within 3 months - Adults	574	3,143	18.3%	15.6%	17.3%	16.7%
% of FP17s for the same patient ID Re-attending between 3 & 9 months - Children	579	899	64.4%	57.3%	58.9%	57.6%
% of FP17s for the same patient ID Re-attending between 3 & 9 months - Adults	1,819	3,143	57.9%	52.0%	52.2%	50.1%
% of FP17s for Band 1 Urgent Courses	120	4,045	3.0%	8.2%	9.2%	9.1%
% of FP17s Relating to Free Repair or Replacements	122	4,045	3.0%	1.2%	1.0%	0.8%
% of FP17s Relating to Continuations	40	4,045	1.0%	1.6%	1.4%	1.2%
% of Patients satisfied with the dentistry they have received	6	6	N/A	93.3%	93.1%	92.8%
% of Patients satisfied with the time they had to wait for an appointment	6	6	N/A	90.4%	89.5%	88.7%

* This is based on patients treated on this contract for their most recent course of treatment. Figures in italics indicate the base number of FP17s or Patient Questionnaire responses are less than 100. N/A is shown where the base number of responses is less than 10 during the period. % is calculated as Quantity/Base number*100

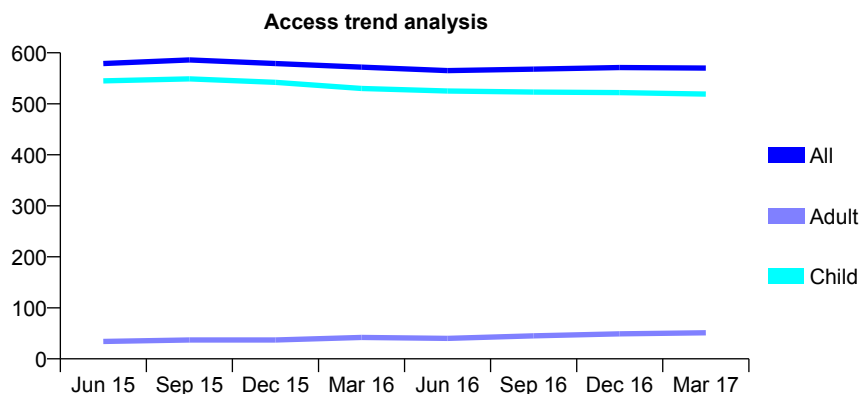
Q49 - Vital Signs At a Glance Contract Report for 635081/0001 - Year end March 2017

Name or company name	MR WA TAYLOR
Contract type name	GDS Contract
Purpose of contract	General and Orthodontic
Contract start date	01/04/2006
Contract end date	

16/17 Contracted general activity (UDA)	1,400
Carry forward general activity (UDA)	19
16/17 Contracted orthodontic activity (UOA)	0
Carry forward orthodontic activity (UOA)	0
Baseline contract value	£33,100.95

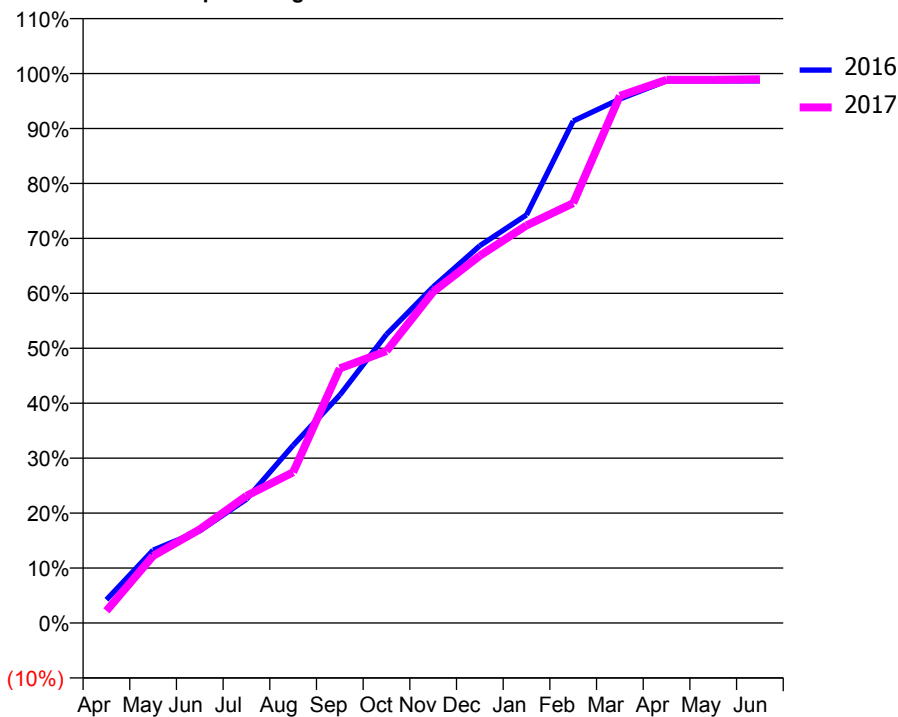
ACCESS*

Patients seen in 24 months	Total	Change since previous quarter
Quarter ending March 2016	572	
Quarter ending June 2016	565	↓
Quarter ending September 2016	568	→
Quarter ending December 2016	571	→
Quarter ending March 2017	570	→
Variance since March 2016	(0.3%)	→



ACTIVITY

Cumulative percentage of contracted UDA delivered 2016 & 2017



Adjusted Scheduled Activity (UDA)

Month	2016	2017
April	59	31
May	186	171
June	235	239
July	315	324
August	453	384
September	581	649
October	735	693
November	856	844
December	961	936
January	1,040	1,013
February	1,279	1,070
March	1,335	1,343
April	1,381	1,384
May	1,381	1,384
June	1,381	1,385

QUALITY

	Quantity	Base Number	Contract	AT	Region	England
% of FP17s for the same patient ID Re-attending within 3 months - Children	83	1,008	8.2%	11.5%	13.3%	12.3%
% of FP17s for the same patient ID Re-attending within 3 months - Adults	0	0	N/A	15.6%	17.3%	16.7%
% of FP17s for the same patient ID Re-attending between 3 & 9 months - Children	770	1,008	76.4%	57.3%	58.9%	57.6%
% of FP17s for the same patient ID Re-attending between 3 & 9 months - Adults	0	0	N/A	52.0%	52.2%	50.1%
% of FP17s for Band 1 Urgent Courses	66	1,007	6.6%	8.2%	9.2%	9.1%
% of FP17s Relating to Free Repair or Replacements	0	1,007	0.0%	1.2%	1.0%	0.8%
% of FP17s Relating to Continuations	4	1,007	0.4%	1.6%	1.4%	1.2%
% of Patients satisfied with the dentistry they have received	0	0	N/A	93.3%	93.1%	92.8%
% of Patients satisfied with the time they had to wait for an appointment	0	0	N/A	90.4%	89.5%	88.7%

* This is based on patients treated on this contract for their most recent course of treatment. Figures in italics indicate the base number of FP17s or Patient Questionnaire responses are less than 100. N/A is shown where the base number of responses is less than 10 during the period. % is calculated as Quantity/Base number*100

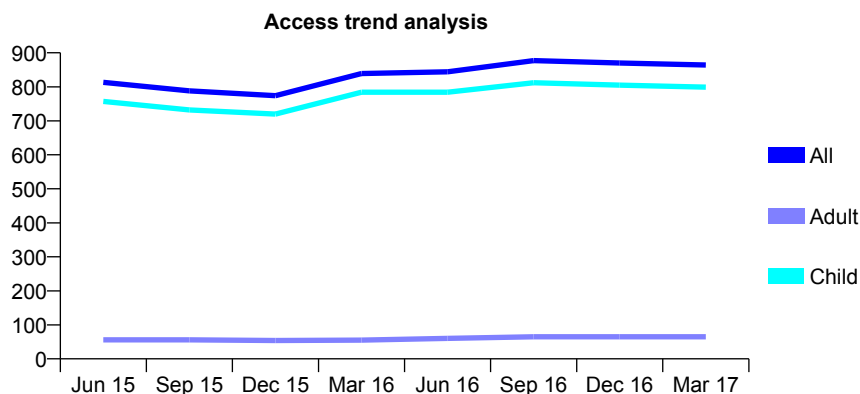
Q49 - Vital Signs At a Glance Contract Report for 636029/0001 - Year end March 2017

Name or company name	MRS JM STEVENSON
Contract type name	GDS Contract
Purpose of contract	General and Orthodontic
Contract start date	01/04/2006
Contract end date	

16/17 Contracted general activity (UDA)	1,515
Carry forward general activity (UDA)	17
16/17 Contracted orthodontic activity (UOA)	0
Carry forward orthodontic activity (UOA)	0
Baseline contract value	£36,174.86

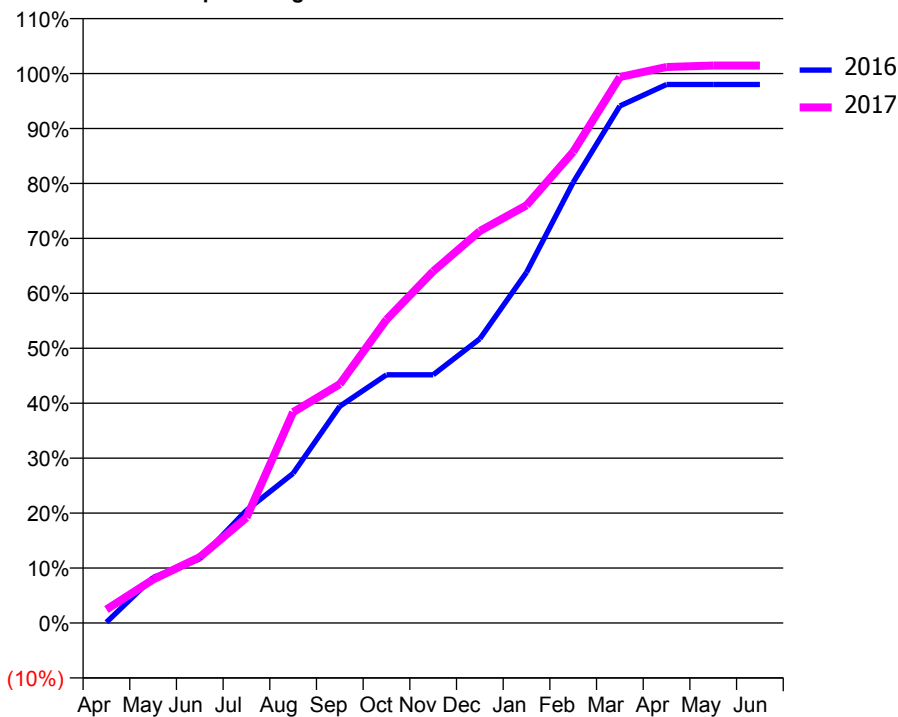
ACCESS*

Patients seen in 24 months	Total	Change since previous quarter
Quarter ending March 2016	839	
Quarter ending June 2016	844	→
Quarter ending September 2016	877	↑
Quarter ending December 2016	870	→
Quarter ending March 2017	864	→
Variance since March 2016	3.0%	↑



ACTIVITY

Cumulative percentage of contracted UDA delivered 2016 & 2017



Month	Adjusted Scheduled Activity (UDA)	
	2016	2017
April	2	37
May	125	120
June	177	182
July	311	291
August	413	582
September	598	659
October	684	836
November	684	970
December	784	1,081
January	967	1,152
February	1,215	1,299
March	1,425	1,505
April	1,485	1,533
May	1,485	1,537
June	1,485	1,537

QUALITY

	Quantity	Base Number	Contract	AT	Region	England
% of FP17s for the same patient ID Re-attending within 3 months - Children	90	1,070	8.4%	11.5%	13.3%	12.3%
% of FP17s for the same patient ID Re-attending within 3 months - Adults	0	0	N/A	15.6%	17.3%	16.7%
% of FP17s for the same patient ID Re-attending between 3 & 9 months - Children	431	1,070	40.3%	57.3%	58.9%	57.6%
% of FP17s for the same patient ID Re-attending between 3 & 9 months - Adults	0	0	N/A	52.0%	52.2%	50.1%
% of FP17s for Band 1 Urgent Courses	70	1,023	6.8%	8.2%	9.2%	9.1%
% of FP17s Relating to Free Repair or Replacements	0	1,023	0.0%	1.2%	1.0%	0.8%
% of FP17s Relating to Continuations	10	1,023	1.0%	1.6%	1.4%	1.2%
% of Patients satisfied with the dentistry they have received	0	0	N/A	93.3%	93.1%	92.8%
% of Patients satisfied with the time they had to wait for an appointment	0	0	N/A	90.4%	89.5%	88.7%

* This is based on patients treated on this contract for their most recent course of treatment. Figures in italics indicate the base number of FP17s or Patient Questionnaire responses are less than 100. N/A is shown where the base number of responses is less than 10 during the period. % is calculated as Quantity/Base number*100

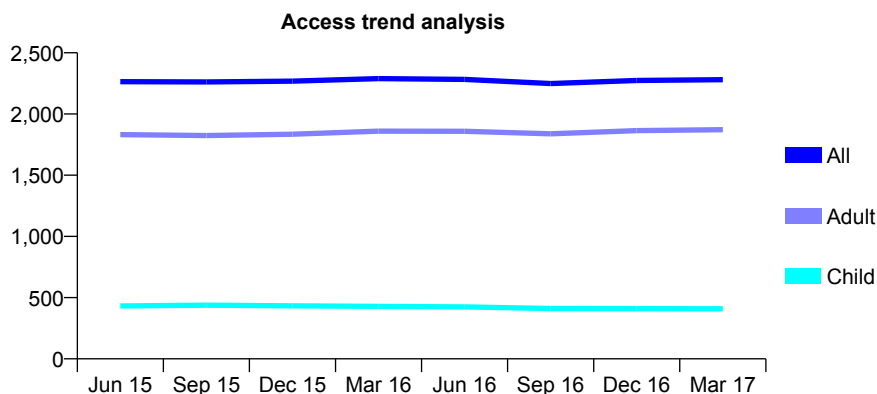
Q49 - Vital Signs At a Glance Contract Report for 636746/0001 - Year end March 2017

Name or company name	MR B DONOGHUE
Contract type name	GDS Contract
Purpose of contract	General
Contract start date	01/04/2006
Contract end date	

16/17 Contracted general activity (UDA)	8,699
Carry forward general activity (UDA)	-177
16/17 Contracted orthodontic activity (UOA)	0
Carry forward orthodontic activity (UOA)	0
Baseline contract value	£229,810.17

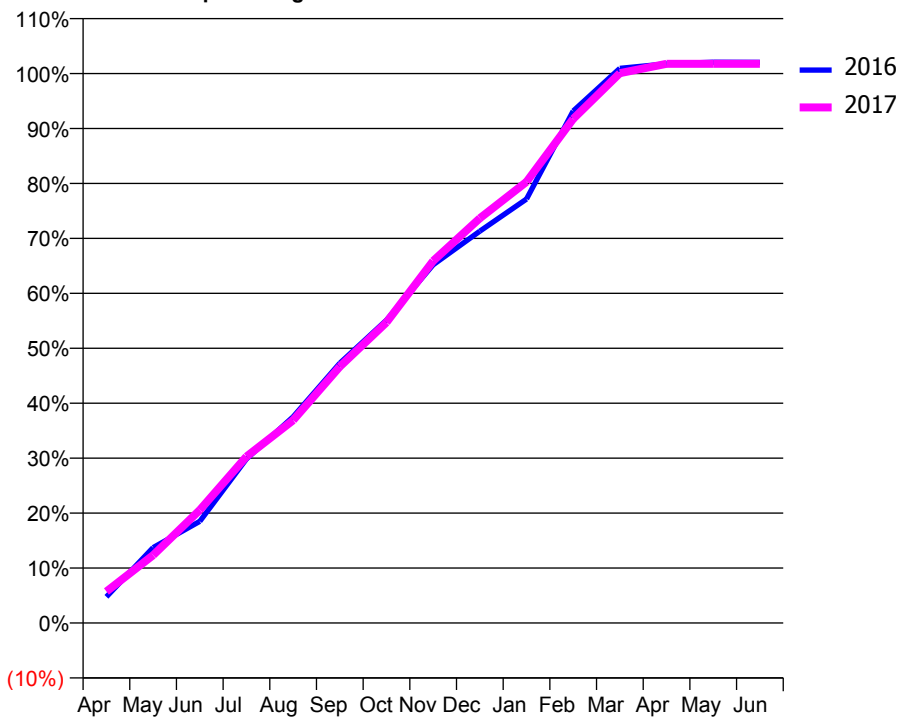
ACCESS*

Patients seen in 24 months	Total	Change since previous quarter
Quarter ending March 2016	2,289	
Quarter ending June 2016	2,283	→
Quarter ending September 2016	2,249	↓
Quarter ending December 2016	2,274	→
Quarter ending March 2017	2,281	→
Variance since March 2016	(0.3%)	→



ACTIVITY

Cumulative percentage of contracted UDA delivered 2016 & 2017



Adjusted Scheduled Activity (UDA)

Month	2016	2017
April	416	498
May	1,193	1,074
June	1,610	1,789
July	2,597	2,637
August	3,264	3,209
September	4,113	4,058
October	4,794	4,760
November	5,670	5,731
December	6,204	6,408
January	6,712	6,983
February	8,105	7,980
March	8,780	8,705
April	8,852	8,853
May	8,878	8,853
June	8,876	8,853

QUALITY

	Quantity	Base Number	Contract	AT	Region	England
% of FP17s for the same patient ID Re-attending within 3 months - Children	41	612	6.7%	11.5%	13.3%	12.3%
% of FP17s for the same patient ID Re-attending within 3 months - Adults	303	2,708	11.2%	15.6%	17.3%	16.7%
% of FP17s for the same patient ID Re-attending between 3 & 9 months - Children	408	612	66.7%	57.3%	58.9%	57.6%
% of FP17s for the same patient ID Re-attending between 3 & 9 months - Adults	1,688	2,708	62.3%	52.0%	52.2%	50.1%
% of FP17s for Band 1 Urgent Courses	129	3,329	3.9%	8.2%	9.2%	9.1%
% of FP17s Relating to Free Repair or Replacements	40	3,329	1.2%	1.2%	1.0%	0.8%
% of FP17s Relating to Continuations	72	3,329	2.2%	1.6%	1.4%	1.2%
% of Patients satisfied with the dentistry they have received	10	10	100.0%	93.3%	93.1%	92.8%
% of Patients satisfied with the time they had to wait for an appointment	9	10	90.0%	90.4%	89.5%	88.7%

* This is based on patients treated on this contract for their most recent course of treatment. Figures in italics indicate the base number of FP17s or Patient Questionnaire responses are less than 100. N/A is shown where the base number of responses is less than 10 during the period. % is calculated as Quantity/Base number*100

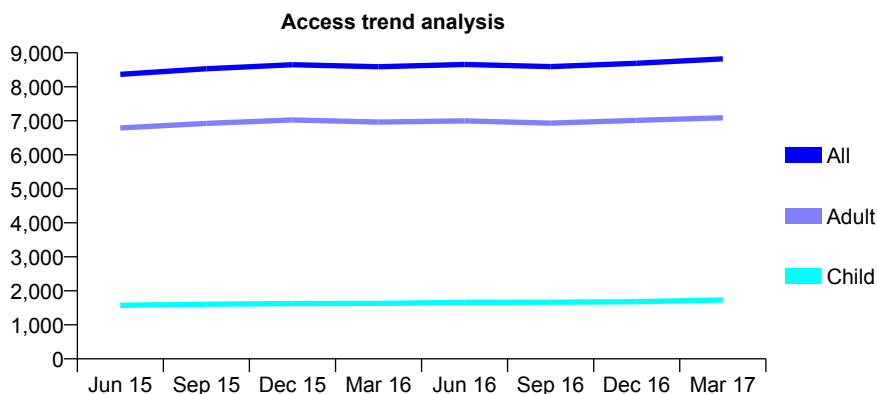
Q49 - Vital Signs At a Glance Contract Report for 636827/0001 - Year end March 2017

Name or company name	MR OS DHANOYA
Contract type name	GDS Contract
Purpose of contract	General
Contract start date	01/04/2006
Contract end date	

16/17 Contracted general activity (UDA)	17,871
Carry forward general activity (UDA)	128
16/17 Contracted orthodontic activity (UOA)	0
Carry forward orthodontic activity (UOA)	0
Baseline contract value	£465,118.37

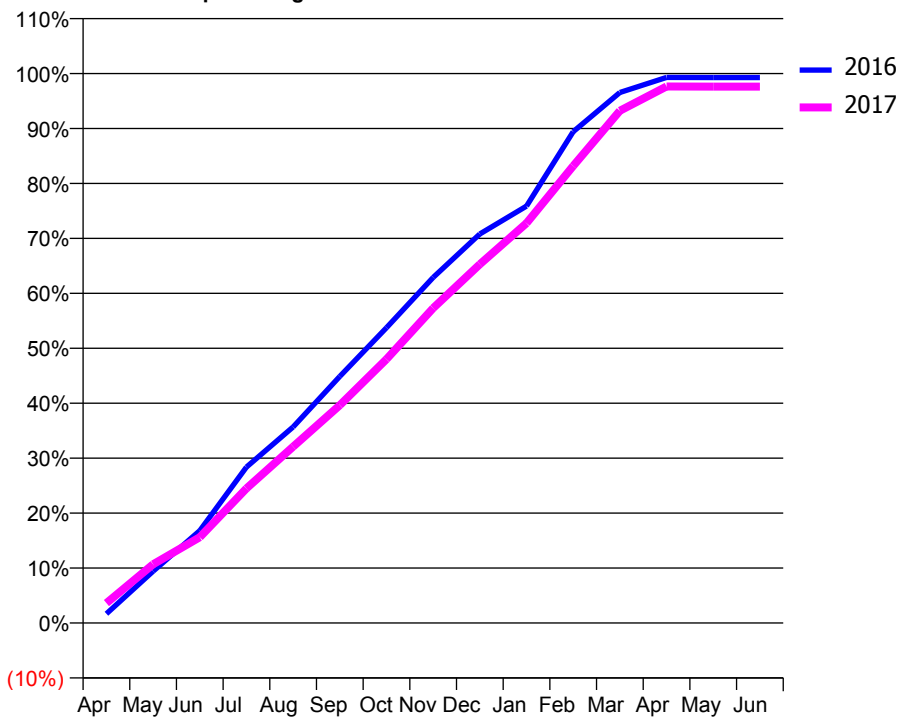
ACCESS*

Patients seen in 24 months	Total	Change since previous quarter
Quarter ending March 2016	8,591	
Quarter ending June 2016	8,656	→
Quarter ending September 2016	8,595	→
Quarter ending December 2016	8,691	→
Quarter ending March 2017	8,821	→
Variance since March 2016	2.7%	↑



ACTIVITY

Cumulative percentage of contracted UDA delivered 2016 & 2017



Month	Adjusted Scheduled Activity (UDA)	
	2016	2017
April	293	647
May	1,635	1,912
June	2,917	2,790
July	4,926	4,379
August	6,193	5,735
September	7,790	7,084
October	9,324	8,581
November	10,913	10,242
December	12,289	11,667
January	13,168	13,005
February	15,518	14,862
March	16,758	16,660
April	17,232	17,447
May	17,226	17,445
June	17,227	17,443

QUALITY

	Quantity	Base Number	Contract	AT	Region	England
% of FP17s for the same patient ID Re-attending within 3 months - Children	120	2,403	5.0%	11.5%	13.3%	12.3%
% of FP17s for the same patient ID Re-attending within 3 months - Adults	987	8,707	11.3%	15.6%	17.3%	16.7%
% of FP17s for the same patient ID Re-attending between 3 & 9 months - Children	1,326	2,403	55.2%	57.3%	58.9%	57.6%
% of FP17s for the same patient ID Re-attending between 3 & 9 months - Adults	4,359	8,707	50.1%	52.0%	52.2%	50.1%
% of FP17s for Band 1 Urgent Courses	953	10,167	9.4%	8.2%	9.2%	9.1%
% of FP17s Relating to Free Repair or Replacements	51	10,167	0.5%	1.2%	1.0%	0.8%
% of FP17s Relating to Continuations	28	10,167	0.3%	1.6%	1.4%	1.2%
% of Patients satisfied with the dentistry they have received	10	11	90.9%	93.3%	93.1%	92.8%
% of Patients satisfied with the time they had to wait for an appointment	9	11	81.8%	90.4%	89.5%	88.7%

* This is based on patients treated on this contract for their most recent course of treatment. Figures in italics indicate the base number of FP17s or Patient Questionnaire responses are less than 100. N/A is shown where the base number of responses is less than 10 during the period. % is calculated as Quantity/Base number*100

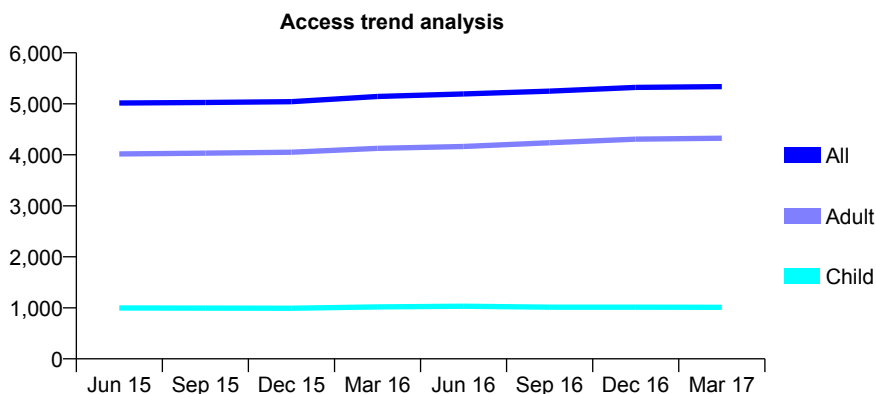
Q49 - Vital Signs At a Glance Contract Report for 642495/0001 - Year end March 2017

Name or company name	MR PJ GARVEY
Contract type name	GDS Contract
Purpose of contract	General
Contract start date	01/04/2006
Contract end date	

16/17 Contracted general activity (UDA)	19,348
Carry forward general activity (UDA)	0
16/17 Contracted orthodontic activity (UOA)	0
Carry forward orthodontic activity (UOA)	0
Baseline contract value	£549,612.52

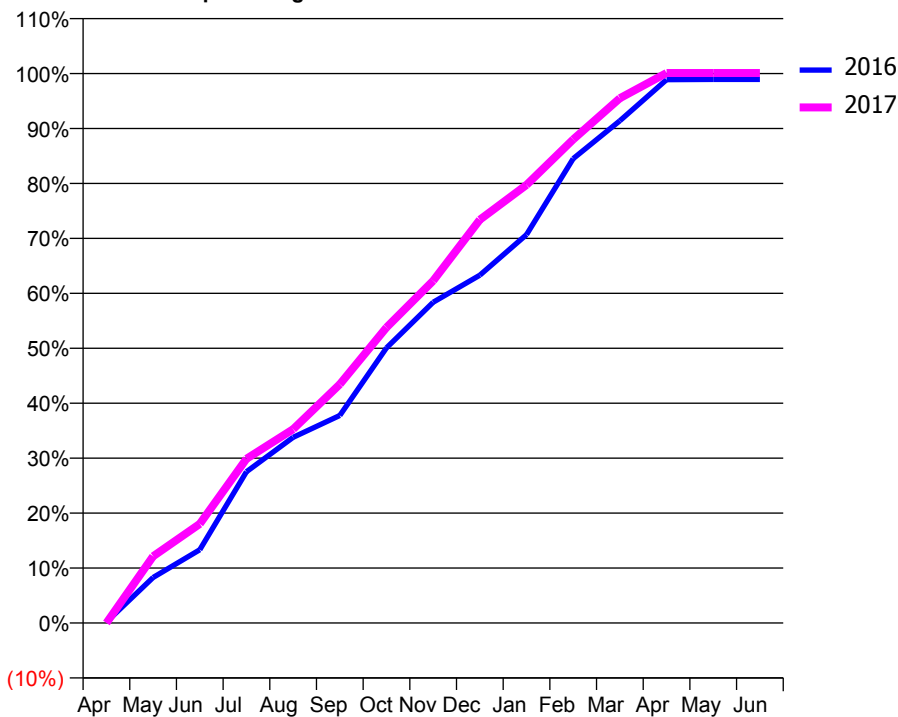
ACCESS*

Patients seen in 24 months	Total	Change since previous quarter
Quarter ending March 2016	5,145	
Quarter ending June 2016	5,194	→
Quarter ending September 2016	5,249	→
Quarter ending December 2016	5,322	→
Quarter ending March 2017	5,336	→
Variance since March 2016	3.7%	↑



ACTIVITY

Cumulative percentage of contracted UDA delivered 2016 & 2017



Adjusted Scheduled Activity (UDA)

Month	2016	2017
April	35	0
May	1,602	2,352
June	2,581	3,490
July	5,327	5,783
August	6,539	6,826
September	7,310	8,409
October	9,689	10,407
November	11,294	12,048
December	12,249	14,201
January	13,676	15,425
February	16,349	17,028
March	17,682	18,478
April	19,132	19,363
May	19,141	19,363
June	19,141	19,364

QUALITY

	Quantity	Base Number	Contract	AT	Region	England
% of FP17s for the same patient ID Re-attending within 3 months - Children	120	1,618	7.4%	11.5%	13.3%	12.3%
% of FP17s for the same patient ID Re-attending within 3 months - Adults	1,057	6,648	15.9%	15.6%	17.3%	16.7%
% of FP17s for the same patient ID Re-attending between 3 & 9 months - Children	892	1,618	55.1%	57.3%	58.9%	57.6%
% of FP17s for the same patient ID Re-attending between 3 & 9 months - Adults	3,700	6,648	55.7%	52.0%	52.2%	50.1%
% of FP17s for Band 1 Urgent Courses	634	8,062	7.9%	8.2%	9.2%	9.1%
% of FP17s Relating to Free Repair or Replacements	103	8,062	1.3%	1.2%	1.0%	0.8%
% of FP17s Relating to Continuations	191	8,062	2.4%	1.6%	1.4%	1.2%
% of Patients satisfied with the dentistry they have received	8	8	N/A	93.3%	93.1%	92.8%
% of Patients satisfied with the time they had to wait for an appointment	8	8	N/A	90.4%	89.5%	88.7%

* This is based on patients treated on this contract for their most recent course of treatment. Figures in italics indicate the base number of FP17s or Patient Questionnaire responses are less than 100. N/A is shown where the base number of responses is less than 10 during the period. % is calculated as Quantity/Base number*100

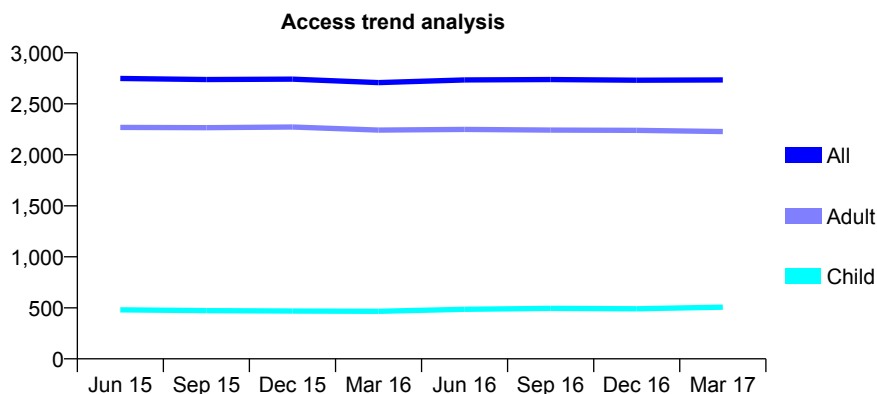
Q49 - Vital Signs At a Glance Contract Report for 643874/0001 - Year end March 2017

Name or company name	MR M STEPHENSON
Contract type name	GDS Contract
Purpose of contract	General
Contract start date	01/04/2006
Contract end date	

16/17 Contracted general activity (UDA)	8,954
Carry forward general activity (UDA)	0
16/17 Contracted orthodontic activity (UOA)	0
Carry forward orthodontic activity (UOA)	0
Baseline contract value	£192,066.39

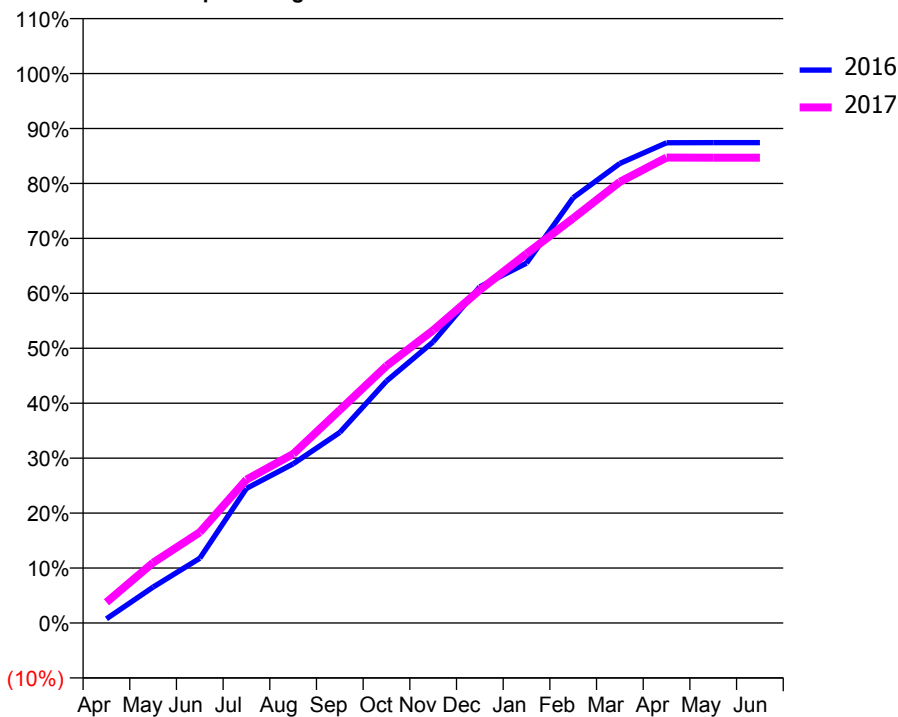
ACCESS*

Patients seen in 24 months	Total	Change since previous quarter
Quarter ending March 2016	2,708	
Quarter ending June 2016	2,734	→
Quarter ending September 2016	2,738	→
Quarter ending December 2016	2,731	→
Quarter ending March 2017	2,734	→
Variance since March 2016	1.0%	→



ACTIVITY

Cumulative percentage of contracted UDA delivered 2016 & 2017



Month	Adjusted Scheduled Activity (UDA)	
	2016	2017
April	69	338
May	585	984
June	1,055	1,478
July	2,194	2,337
August	2,594	2,753
September	3,107	3,472
October	3,943	4,190
November	4,581	4,772
December	5,479	5,426
January	5,864	6,019
February	6,930	6,596
March	7,488	7,189
April	7,825	7,585
May	7,827	7,582
June	7,827	7,582

QUALITY

	Quantity	Base Number	Contract	AT	Region	England
% of FP17s for the same patient ID Re-attending within 3 months - Children	21	758	2.8%	11.5%	13.3%	12.3%
% of FP17s for the same patient ID Re-attending within 3 months - Adults	427	3,287	13.0%	15.6%	17.3%	16.7%
% of FP17s for the same patient ID Re-attending between 3 & 9 months - Children	443	758	58.4%	57.3%	58.9%	57.6%
% of FP17s for the same patient ID Re-attending between 3 & 9 months - Adults	1,939	3,287	59.0%	52.0%	52.2%	50.1%
% of FP17s for Band 1 Urgent Courses	382	4,060	9.4%	8.2%	9.2%	9.1%
% of FP17s Relating to Free Repair or Replacements	105	4,060	2.6%	1.2%	1.0%	0.8%
% of FP17s Relating to Continuations	52	4,060	1.3%	1.6%	1.4%	1.2%
% of Patients satisfied with the dentistry they have received	6	6	N/A	93.3%	93.1%	92.8%
% of Patients satisfied with the time they had to wait for an appointment	6	6	N/A	90.4%	89.5%	88.7%

* This is based on patients treated on this contract for their most recent course of treatment. Figures in italics indicate the base number of FP17s or Patient Questionnaire responses are less than 100. N/A is shown where the base number of responses is less than 10 during the period. % is calculated as Quantity/Base number*100

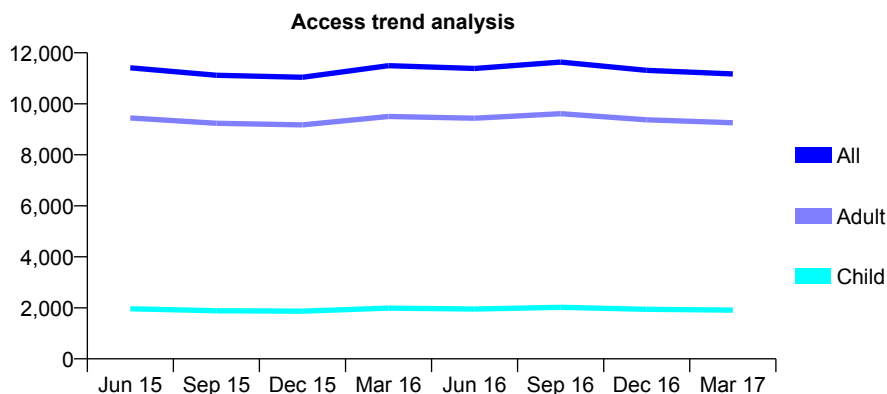
Q49 - Vital Signs At a Glance Contract Report for 644366/0001 - Year end March 2017

Name or company name	S J Smith & Associates
Contract type name	GDS Contract
Purpose of contract	General
Contract start date	01/04/2006
Contract end date	

16/17 Contracted general activity (UDA)	27,687
Carry forward general activity (UDA)	0
16/17 Contracted orthodontic activity (UOA)	0
Carry forward orthodontic activity (UOA)	0
Baseline contract value	£706,135.39

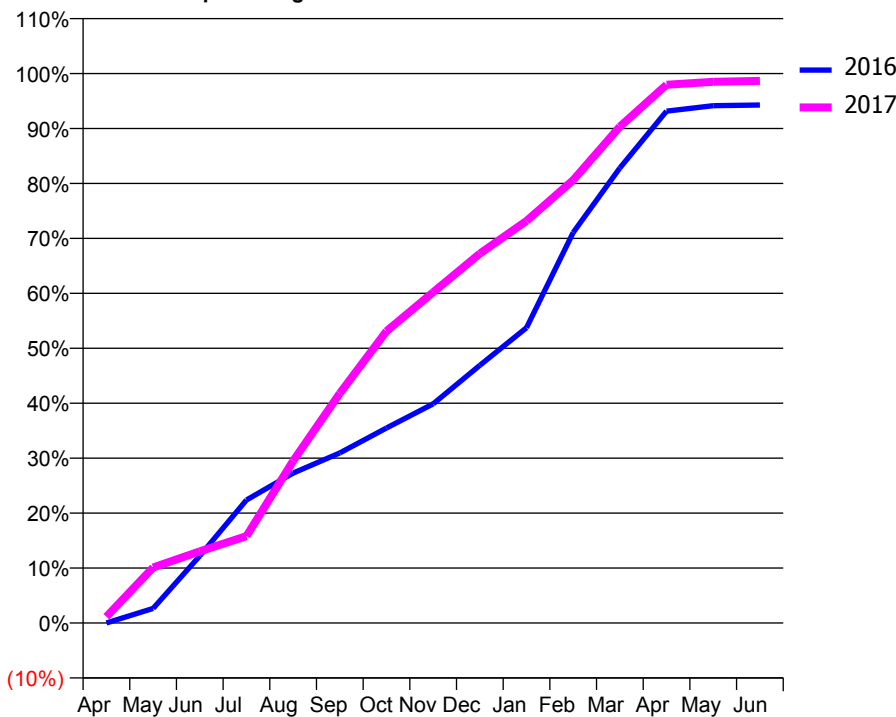
ACCESS*

Patients seen in 24 months	Total	Change since previous quarter
Quarter ending March 2016	11,493	
Quarter ending June 2016	11,387	→
Quarter ending September 2016	11,634	↑
Quarter ending December 2016	11,313	↓
Quarter ending March 2017	11,170	↓
Variance since March 2016	(2.8%)	↓



ACTIVITY

Cumulative percentage of contracted UDA delivered 2016 & 2017



Month	Adjusted Scheduled Activity (UDA)	
	2016	2017
April	0	320
May	735	2,800
June	3,382	3,612
July	6,197	4,375
August	7,556	8,166
September	8,568	11,572
October	9,828	14,707
November	11,044	16,663
December	12,987	18,612
January	14,877	20,259
February	19,677	22,315
March	22,930	25,014
April	25,792	27,120
May	26,062	27,270
June	26,099	27,317

QUALITY

	Quantity	Base Number	Contract	AT	Region	England
% of FP17s for the same patient ID Re-attending within 3 months - Children	137	2,232	6.1%	11.5%	13.3%	12.3%
% of FP17s for the same patient ID Re-attending within 3 months - Adults	1,204	10,225	11.8%	15.6%	17.3%	16.7%
% of FP17s for the same patient ID Re-attending between 3 & 9 months - Children	941	2,232	42.2%	57.3%	58.9%	57.6%
% of FP17s for the same patient ID Re-attending between 3 & 9 months - Adults	4,340	10,225	42.4%	52.0%	52.2%	50.1%
% of FP17s for Band 1 Urgent Courses	845	12,041	7.0%	8.2%	9.2%	9.1%
% of FP17s Relating to Free Repair or Replacements	82	12,041	0.7%	1.2%	1.0%	0.8%
% of FP17s Relating to Continuations	106	12,041	0.9%	1.6%	1.4%	1.2%
% of Patients satisfied with the dentistry they have received	17	18	94.4%	93.3%	93.1%	92.8%
% of Patients satisfied with the time they had to wait for an appointment	13	18	72.2%	90.4%	89.5%	88.7%

* This is based on patients treated on this contract for their most recent course of treatment. Figures in italics indicate the base number of FP17s or Patient Questionnaire responses are less than 100. N/A is shown where the base number of responses is less than 10 during the period. % is calculated as Quantity/Base number*100

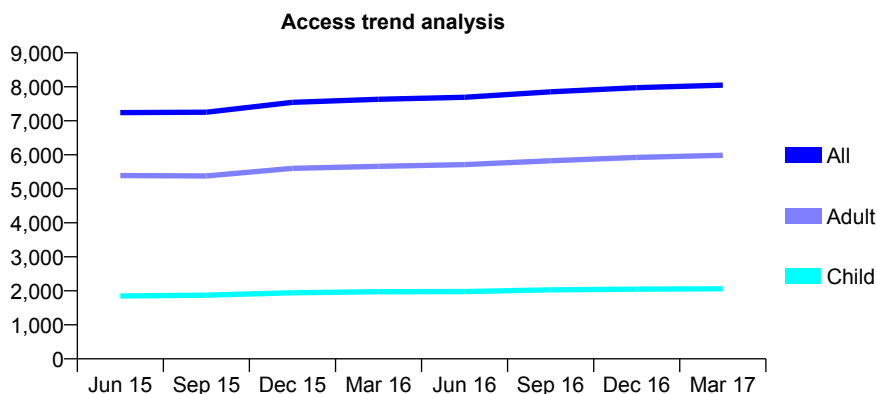
Q49 - Vital Signs At a Glance Contract Report for 644676/0001 - Year end March 2017

Name or company name	MRS JM DORAN
Contract type name	Pilot Contract
Purpose of contract	General
Contract start date	01/04/2006
Contract end date	

16/17 Contracted general activity (UDA)	29,584
Carry forward general activity (UDA)	0
16/17 Contracted orthodontic activity (UOA)	0
Carry forward orthodontic activity (UOA)	0
Baseline contract value	£700,559.96

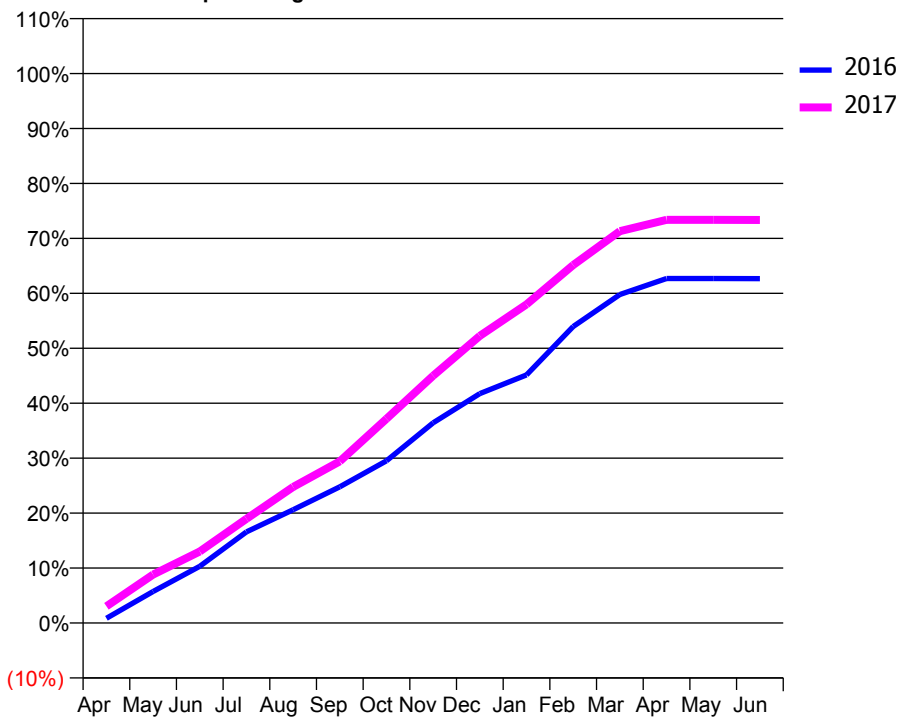
ACCESS*

Patients seen in 24 months	Total	Change since previous quarter
Quarter ending March 2016	7,634	
Quarter ending June 2016	7,692	→
Quarter ending September 2016	7,852	↑
Quarter ending December 2016	7,973	→
Quarter ending March 2017	8,048	→
Variance since March 2016	5.4%	↑



ACTIVITY

Cumulative percentage of contracted UDA delivered 2016 & 2017



Adjusted Scheduled Activity (UDA)

Month	2016	2017
April	256	904
May	1,697	2,613
June	3,054	3,851
July	4,906	5,610
August	6,096	7,329
September	7,333	8,704
October	8,734	10,992
November	10,781	13,317
December	12,349	15,459
January	13,355	17,153
February	15,961	19,271
March	17,688	21,096
April	18,545	21,706
May	18,545	21,709
June	18,538	21,698

QUALITY

	Quantity	Base Number	Contract	AT	Region	England
% of FP17s for the same patient ID Re-attending within 3 months - Children	210	3,424	6.1%	11.5%	13.3%	12.3%
% of FP17s for the same patient ID Re-attending within 3 months - Adults	745	7,469	10.0%	15.6%	17.3%	16.7%
% of FP17s for the same patient ID Re-attending between 3 & 9 months - Children	2,269	3,424	66.3%	57.3%	58.9%	57.6%
% of FP17s for the same patient ID Re-attending between 3 & 9 months - Adults	3,622	7,469	48.5%	52.0%	52.2%	50.1%
% of FP17s for Band 1 Urgent Courses	202	10,450	1.9%	8.2%	9.2%	9.1%
% of FP17s Relating to Free Repair or Replacements	52	10,450	0.5%	1.2%	1.0%	0.8%
% of FP17s Relating to Continuations	115	10,450	1.1%	1.6%	1.4%	1.2%
% of Patients satisfied with the dentistry they have received	8	9	N/A	93.3%	93.1%	92.8%
% of Patients satisfied with the time they had to wait for an appointment	8	9	N/A	90.4%	89.5%	88.7%

* This is based on patients treated on this contract for their most recent course of treatment. Figures in italics indicate the base number of FP17s or Patient Questionnaire responses are less than 100. N/A is shown where the base number of responses is less than 10 during the period. % is calculated as Quantity/Base number*100

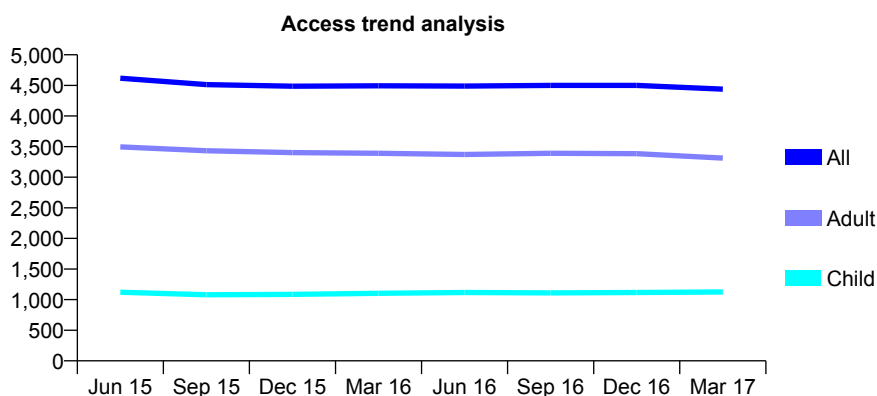
Q49 - Vital Signs At a Glance Contract Report for 644676/0002 - Year end March 2017

Name or company name	MRS JM DORAN
Contract type name	GDS Contract
Purpose of contract	General
Contract start date	24/05/2008
Contract end date	

16/17 Contracted general activity (UDA)	15,280
Carry forward general activity (UDA)	0
16/17 Contracted orthodontic activity (UOA)	0
Carry forward orthodontic activity (UOA)	0
Baseline contract value	£340,529.62

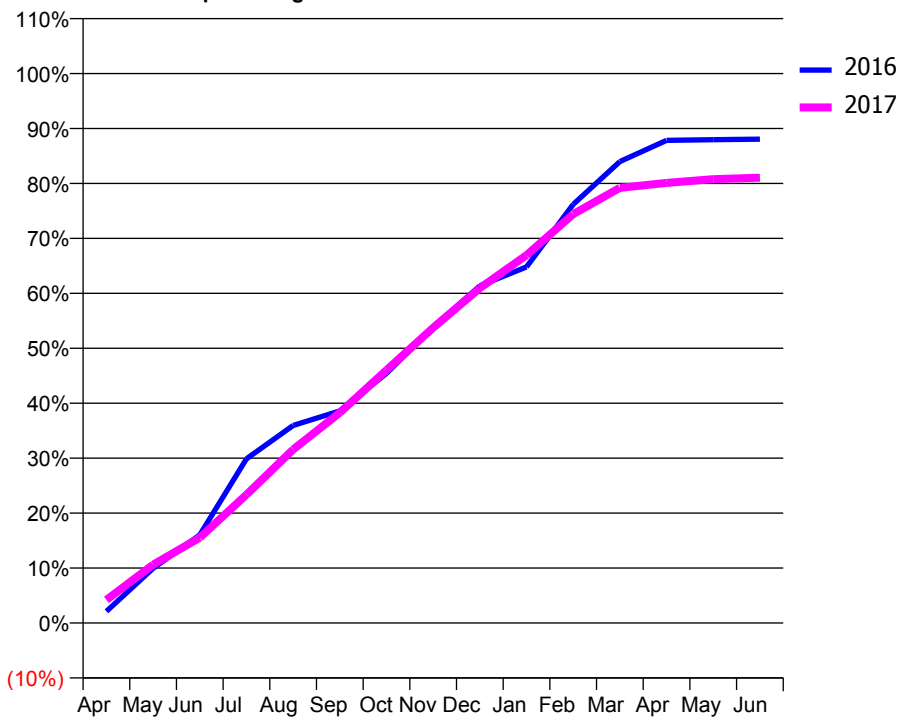
ACCESS*

Patients seen in 24 months	Total	Change since previous quarter
Quarter ending March 2016	4,493	
Quarter ending June 2016	4,489	→
Quarter ending September 2016	4,500	→
Quarter ending December 2016	4,501	→
Quarter ending March 2017	4,438	↓
Variance since March 2016	(1.2%)	↓



ACTIVITY

Cumulative percentage of contracted UDA delivered 2016 & 2017



Month	Adjusted Scheduled Activity (UDA)	
	2016	2017
April	323	645
May	1,521	1,622
June	2,449	2,374
July	4,565	3,569
August	5,493	4,826
September	5,899	5,849
October	6,942	7,033
November	8,221	8,211
December	9,374	9,314
January	9,902	10,227
February	11,640	11,371
March	12,831	12,102
April	13,420	12,237
May	13,438	12,343
June	13,453	12,383

QUALITY

	Quantity	Base Number	Contract	AT	Region	England
% of FP17s for the same patient ID Re-attending within 3 months - Children	72	1,776	4.1%	11.5%	13.3%	12.3%
% of FP17s for the same patient ID Re-attending within 3 months - Adults	356	4,128	8.6%	15.6%	17.3%	16.7%
% of FP17s for the same patient ID Re-attending between 3 & 9 months - Children	1,241	1,776	69.9%	57.3%	58.9%	57.6%
% of FP17s for the same patient ID Re-attending between 3 & 9 months - Adults	2,561	4,128	62.0%	52.0%	52.2%	50.1%
% of FP17s for Band 1 Urgent Courses	131	5,808	2.3%	8.2%	9.2%	9.1%
% of FP17s Relating to Free Repair or Replacements	29	5,808	0.5%	1.2%	1.0%	0.8%
% of FP17s Relating to Continuations	57	5,808	1.0%	1.6%	1.4%	1.2%
% of Patients satisfied with the dentistry they have received	5	5	N/A	93.3%	93.1%	92.8%
% of Patients satisfied with the time they had to wait for an appointment	3	5	N/A	90.4%	89.5%	88.7%

* This is based on patients treated on this contract for their most recent course of treatment. Figures in italics indicate the base number of FP17s or Patient Questionnaire responses are less than 100. N/A is shown where the base number of responses is less than 10 during the period. % is calculated as Quantity/Base number*100

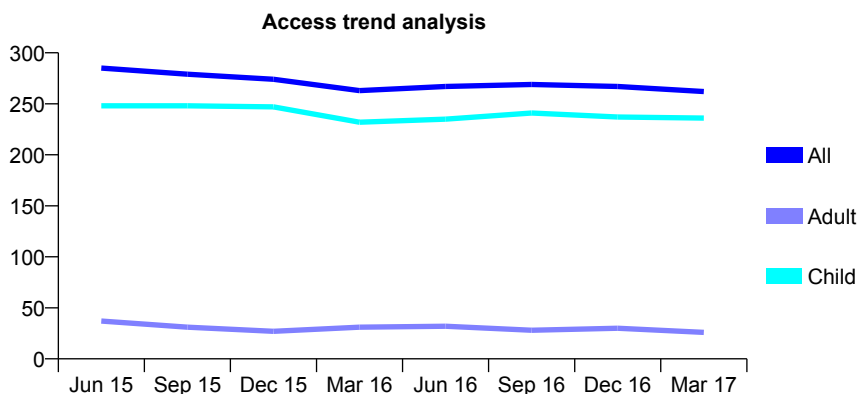
Q49 - Vital Signs At a Glance Contract Report for 649341/0001 - Year end March 2017

Name or company name	MR SR MORRIS
Contract type name	GDS Contract
Purpose of contract	General
Contract start date	01/04/2006
Contract end date	

16/17 Contracted general activity (UDA)	451
Carry forward general activity (UDA)	0
16/17 Contracted orthodontic activity (UOA)	0
Carry forward orthodontic activity (UOA)	0
Baseline contract value	£9,386.71

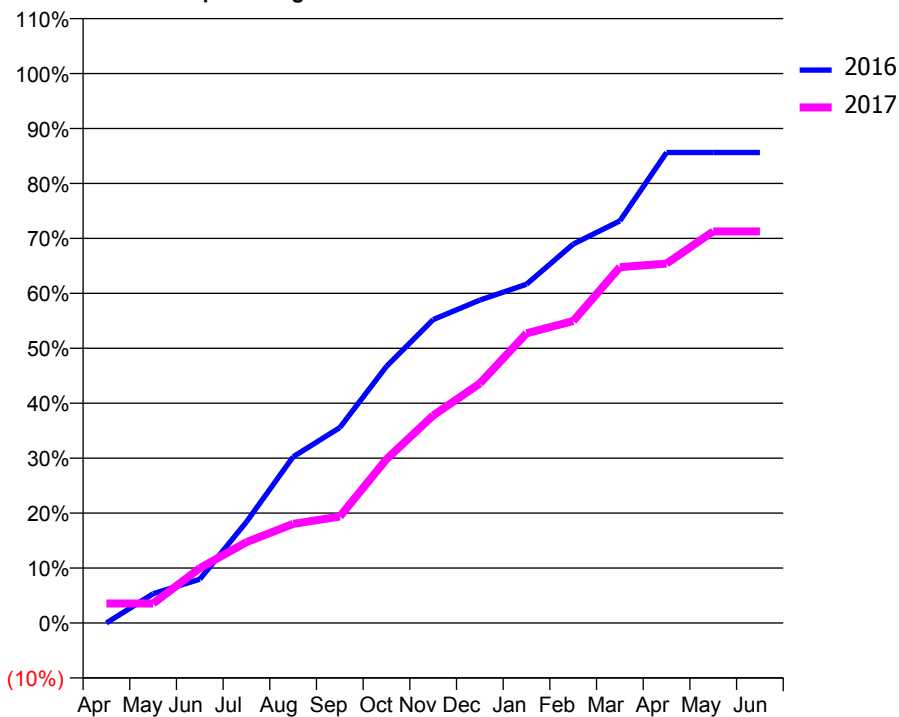
ACCESS*

Patients seen in 24 months	Total	Change since previous quarter
Quarter ending March 2016	263	
Quarter ending June 2016	267	→
Quarter ending September 2016	269	→
Quarter ending December 2016	267	→
Quarter ending March 2017	262	↓
Variance since March 2016	(0.4%)	→



ACTIVITY

Cumulative percentage of contracted UDA delivered 2016 & 2017



Month	Adjusted Scheduled Activity (UDA)	
	2016	2017
April	0	16
May	24	16
June	36	45
July	83	66
August	136	81
September	160	87
October	211	134
November	249	170
December	265	197
January	278	238
February	311	248
March	330	292
April	386	295
May	386	321
June	386	321

QUALITY

	Quantity	Base Number	Contract	AT	Region	England
% of FP17s for the same patient ID Re-attending within 3 months - Children	7	284	2.5%	11.5%	13.3%	12.3%
% of FP17s for the same patient ID Re-attending within 3 months - Adults	0	2	0.0%	15.6%	17.3%	16.7%
% of FP17s for the same patient ID Re-attending between 3 & 9 months - Children	141	284	49.6%	57.3%	58.9%	57.6%
% of FP17s for the same patient ID Re-attending between 3 & 9 months - Adults	0	2	0.0%	52.0%	52.2%	50.1%
% of FP17s for Band 1 Urgent Courses	6	266	2.3%	8.2%	9.2%	9.1%
% of FP17s Relating to Free Repair or Replacements	0	266	0.0%	1.2%	1.0%	0.8%
% of FP17s Relating to Continuations	0	266	0.0%	1.6%	1.4%	1.2%
% of Patients satisfied with the dentistry they have received	0	0	N/A	93.3%	93.1%	92.8%
% of Patients satisfied with the time they had to wait for an appointment	0	0	N/A	90.4%	89.5%	88.7%

* This is based on patients treated on this contract for their most recent course of treatment. Figures in italics indicate the base number of FP17s or Patient Questionnaire responses are less than 100. N/A is shown where the base number of responses is less than 10 during the period. % is calculated as Quantity/Base number*100

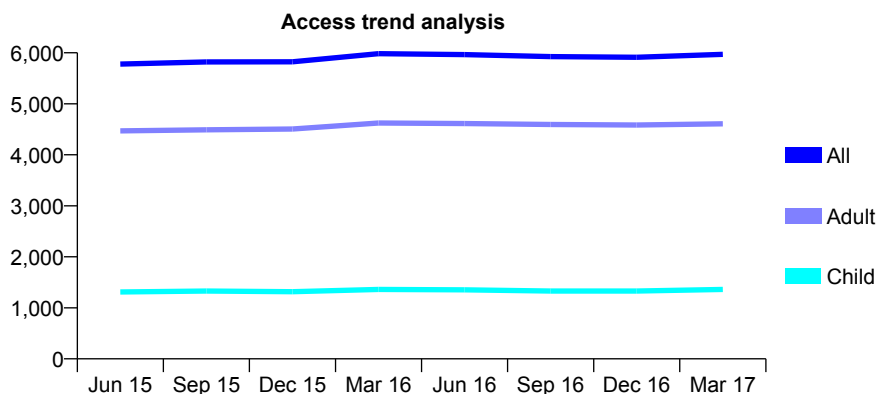
Q49 - Vital Signs At a Glance Contract Report for 650803/0001 - Year end March 2017

Name or company name	MRS KA BRANTINGHAM
Contract type name	GDS Contract
Purpose of contract	General
Contract start date	01/04/2006
Contract end date	

16/17 Contracted general activity (UDA)	17,629
Carry forward general activity (UDA)	33
16/17 Contracted orthodontic activity (UOA)	0
Carry forward orthodontic activity (UOA)	0
Baseline contract value	£542,916.53

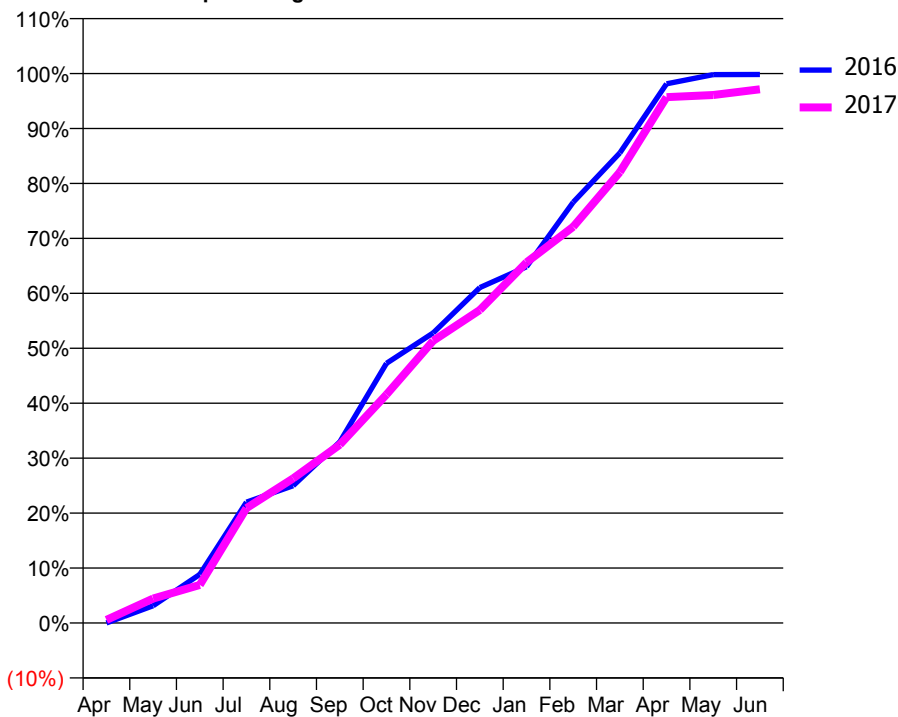
ACCESS*

Patients seen in 24 months	Total	Change since previous quarter
Quarter ending March 2016	5,984	
Quarter ending June 2016	5,965	→
Quarter ending September 2016	5,925	→
Quarter ending December 2016	5,913	→
Quarter ending March 2017	5,971	→
Variance since March 2016	(0.2%)	→



ACTIVITY

Cumulative percentage of contracted UDA delivered 2016 & 2017



Adjusted Scheduled Activity (UDA)

Month	2016	2017
April	0	102
May	555	784
June	1,561	1,220
July	3,879	3,686
August	4,402	4,641
September	5,812	5,720
October	8,332	7,328
November	9,307	9,055
December	10,762	10,042
January	11,429	11,569
February	13,500	12,711
March	15,083	14,465
April	17,297	16,872
May	17,593	16,938
June	17,596	17,122

QUALITY

	Quantity	Base Number	Contract	AT	Region	England
% of FP17s for the same patient ID Re-attending within 3 months - Children	128	1,751	7.3%	11.5%	13.3%	12.3%
% of FP17s for the same patient ID Re-attending within 3 months - Adults	1,096	6,120	17.9%	15.6%	17.3%	16.7%
% of FP17s for the same patient ID Re-attending between 3 & 9 months - Children	873	1,751	49.9%	57.3%	58.9%	57.6%
% of FP17s for the same patient ID Re-attending between 3 & 9 months - Adults	2,934	6,120	47.9%	52.0%	52.2%	50.1%
% of FP17s for Band 1 Urgent Courses	681	7,894	8.6%	8.2%	9.2%	9.1%
% of FP17s Relating to Free Repair or Replacements	211	7,894	2.7%	1.2%	1.0%	0.8%
% of FP17s Relating to Continuations	221	7,894	2.8%	1.6%	1.4%	1.2%
% of Patients satisfied with the dentistry they have received	9	11	81.8%	93.3%	93.1%	92.8%
% of Patients satisfied with the time they had to wait for an appointment	10	11	90.9%	90.4%	89.5%	88.7%

* This is based on patients treated on this contract for their most recent course of treatment. Figures in italics indicate the base number of FP17s or Patient Questionnaire responses are less than 100. N/A is shown where the base number of responses is less than 10 during the period. % is calculated as Quantity/Base number*100

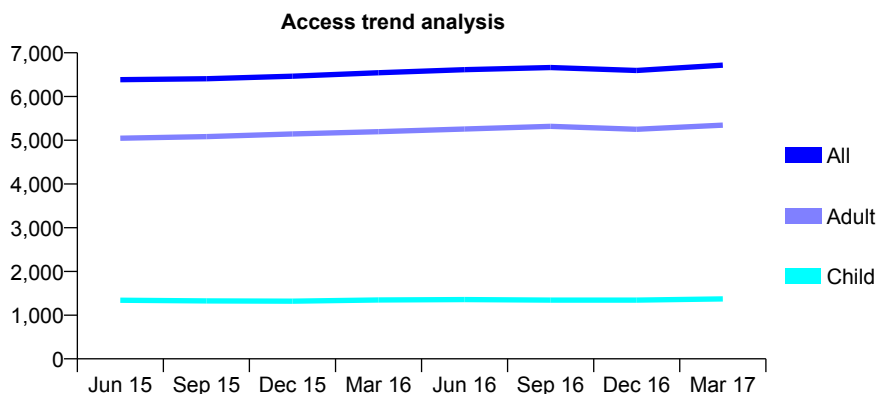
Q49 - Vital Signs At a Glance Contract Report for 653314/0001 - Year end March 2017

Name or company name	MR JN BUTTERWORTH
Contract type name	GDS Contract
Purpose of contract	General and Orthodontic
Contract start date	01/04/2006
Contract end date	

16/17 Contracted general activity (UDA)	19,662
Carry forward general activity (UDA)	0
16/17 Contracted orthodontic activity (UOA)	374
Carry forward orthodontic activity (UOA)	0
Baseline contract value	£467,121.61

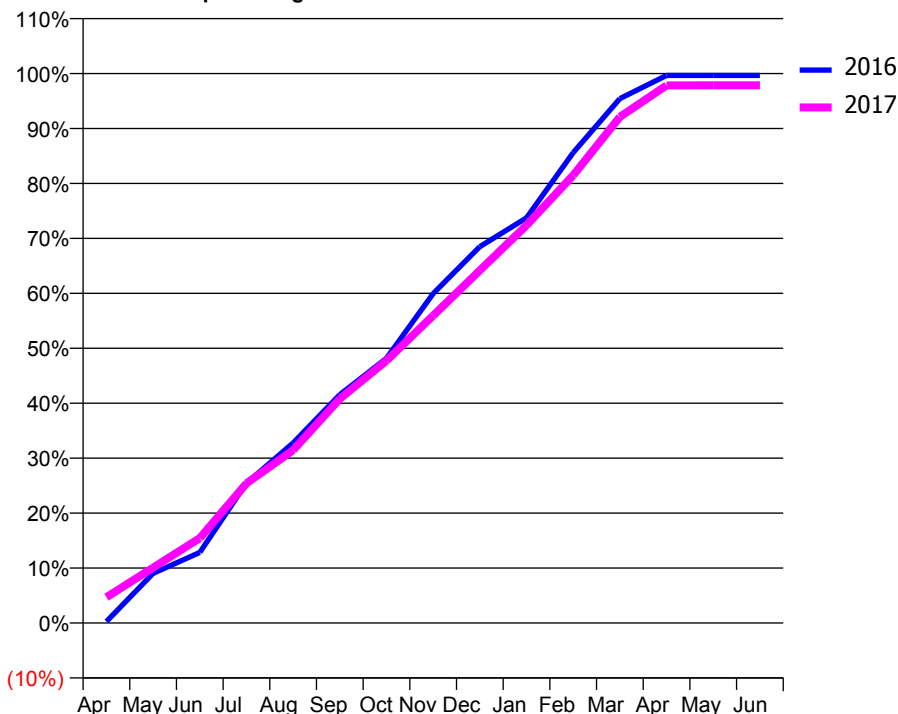
ACCESS*

Patients seen in 24 months	Total	Change since previous quarter
Quarter ending March 2016	6,543	
Quarter ending June 2016	6,615	→
Quarter ending September 2016	6,662	→
Quarter ending December 2016	6,595	↓
Quarter ending March 2017	6,718	→
Variance since March 2016	2.7%	↑



ACTIVITY

Cumulative percentage of contracted UDA delivered 2016 & 2017



Month	Adjusted Scheduled Activity (UDA)	
	2016	2017
April	54	921
May	1,776	1,981
June	2,529	3,037
July	5,008	4,998
August	6,441	6,188
September	8,169	8,024
October	9,473	9,387
November	11,786	10,999
December	13,469	12,620
January	14,497	14,229
February	16,830	16,022
March	18,765	18,107
April	19,592	19,237
May	19,592	19,243
June	19,592	19,243

QUALITY

	Quantity	Base Number	Contract	AT	Region	England
% of FP17s for the same patient ID Re-attending within 3 months - Children	274	2,265	12.1%	11.5%	13.3%	12.3%
% of FP17s for the same patient ID Re-attending within 3 months - Adults	1,819	8,711	20.9%	15.6%	17.3%	16.7%
% of FP17s for the same patient ID Re-attending between 3 & 9 months - Children	1,401	2,265	61.9%	57.3%	58.9%	57.6%
% of FP17s for the same patient ID Re-attending between 3 & 9 months - Adults	5,108	8,711	58.6%	52.0%	52.2%	50.1%
% of FP17s for Band 1 Urgent Courses	1,252	10,307	12.1%	8.2%	9.2%	9.1%
% of FP17s Relating to Free Repair or Replacements	134	10,307	1.3%	1.2%	1.0%	0.8%
% of FP17s Relating to Continuations	170	10,307	1.6%	1.6%	1.4%	1.2%
% of Patients satisfied with the dentistry they have received	10	10	100.0%	93.3%	93.1%	92.8%
% of Patients satisfied with the time they had to wait for an appointment	10	10	100.0%	90.4%	89.5%	88.7%

* This is based on patients treated on this contract for their most recent course of treatment. Figures in italics indicate the base number of FP17s or Patient Questionnaire responses are less than 100. N/A is shown where the base number of responses is less than 10 during the period. % is calculated as Quantity/Base number*100

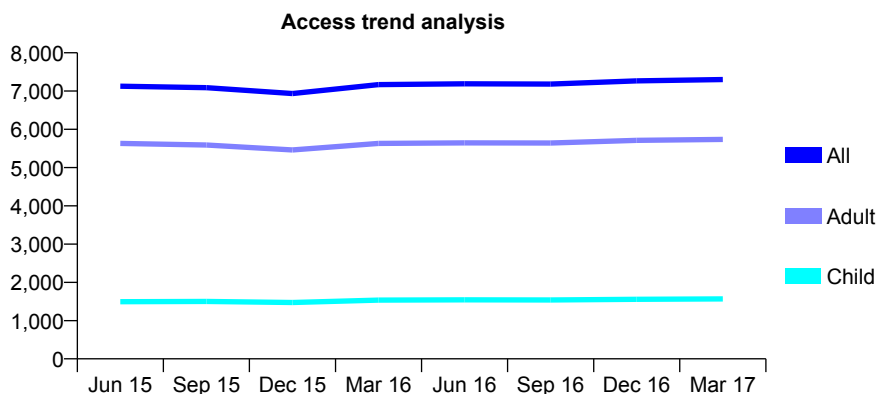
Q49 - Vital Signs At a Glance Contract Report for 654205/0001 - Year end March 2017

Name or company name	MRS KK AMLANI
Contract type name	Pilot Contract
Purpose of contract	General and Orthodontic
Contract start date	01/04/2006
Contract end date	

16/17 Contracted general activity (UDA)	27,729
Carry forward general activity (UDA)	0
16/17 Contracted orthodontic activity (UOA)	5
Carry forward orthodontic activity (UOA)	0
Baseline contract value	£622,058.97

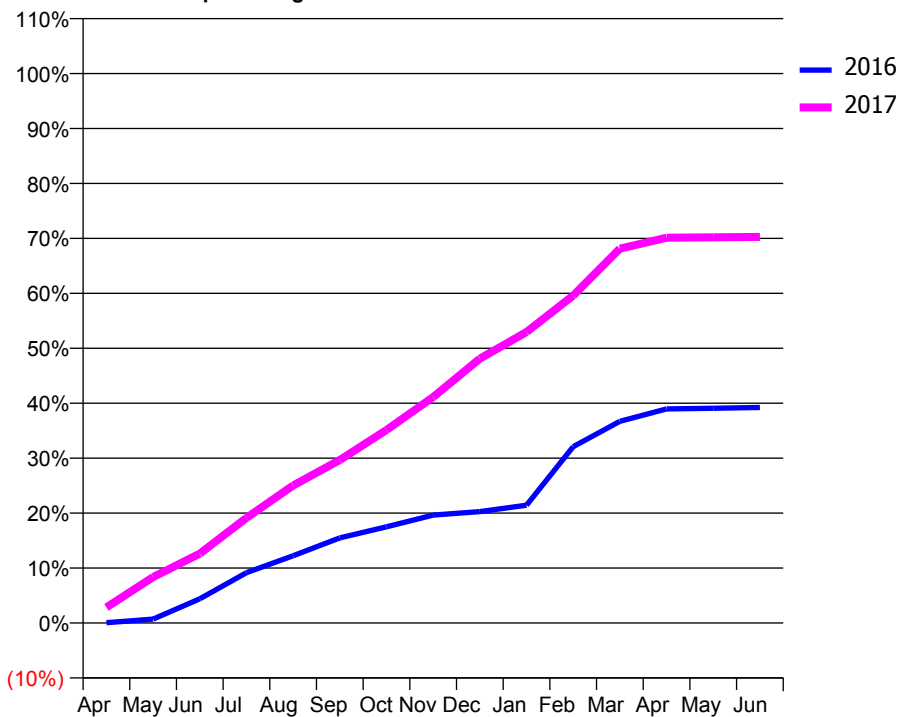
ACCESS*

Patients seen in 24 months	Total	Change since previous quarter
Quarter ending March 2016	7,168	
Quarter ending June 2016	7,189	→
Quarter ending September 2016	7,181	→
Quarter ending December 2016	7,267	→
Quarter ending March 2017	7,302	→
Variance since March 2016	1.9%	→



ACTIVITY

Cumulative percentage of contracted UDA delivered 2016 & 2017



Month	Adjusted Scheduled Activity (UDA)	
	2016	2017
April	16	789
May	195	2,321
June	1,219	3,499
July	2,538	5,308
August	3,395	6,942
September	4,294	8,226
October	4,856	9,741
November	5,450	11,401
December	5,619	13,342
January	5,945	14,683
February	8,901	16,526
March	10,177	18,895
April	10,805	19,445
May	10,837	19,463
June	10,875	19,482

QUALITY

	Quantity	Base Number	Contract	AT	Region	England
% of FP17s for the same patient ID Re-attending within 3 months - Children	125	2,433	5.1%	11.5%	13.3%	12.3%
% of FP17s for the same patient ID Re-attending within 3 months - Adults	1,954	9,672	20.2%	15.6%	17.3%	16.7%
% of FP17s for the same patient ID Re-attending between 3 & 9 months - Children	1,544	2,433	63.5%	57.3%	58.9%	57.6%
% of FP17s for the same patient ID Re-attending between 3 & 9 months - Adults	5,489	9,672	56.8%	52.0%	52.2%	50.1%
% of FP17s for Band 1 Urgent Courses	419	11,298	3.7%	8.2%	9.2%	9.1%
% of FP17s Relating to Free Repair or Replacements	80	11,298	0.7%	1.2%	1.0%	0.8%
% of FP17s Relating to Continuations	40	11,298	0.4%	1.6%	1.4%	1.2%
% of Patients satisfied with the dentistry they have received	13	16	81.3%	93.3%	93.1%	92.8%
% of Patients satisfied with the time they had to wait for an appointment	13	16	81.3%	90.4%	89.5%	88.7%

* This is based on patients treated on this contract for their most recent course of treatment. Figures in italics indicate the base number of FP17s or Patient Questionnaire responses are less than 100. N/A is shown where the base number of responses is less than 10 during the period. % is calculated as Quantity/Base number*100

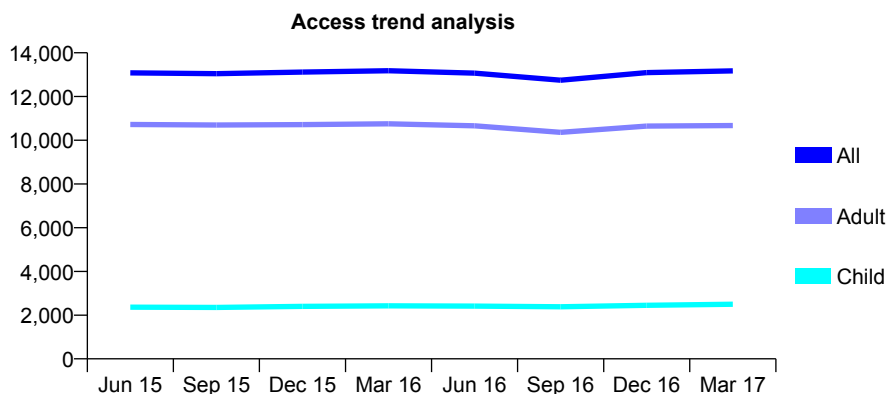
Q49 - Vital Signs At a Glance Contract Report for 654337/0001 - Year end March 2017

Name or company name	MR F ANSARI-ARDABILI
Contract type name	GDS Contract
Purpose of contract	General
Contract start date	01/04/2006
Contract end date	

16/17 Contracted general activity (UDA)	44,500
Carry forward general activity (UDA)	453
16/17 Contracted orthodontic activity (UOA)	0
Carry forward orthodontic activity (UOA)	0
Baseline contract value	£1,159,338.60

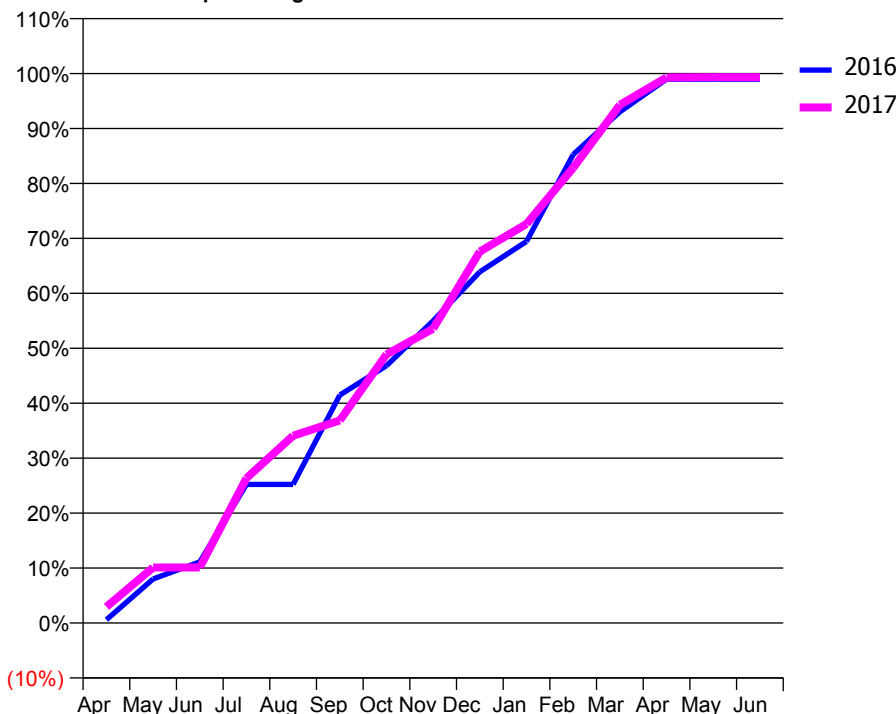
ACCESS*

Patients seen in 24 months	Total	Change since previous quarter
Quarter ending March 2016	13,177	
Quarter ending June 2016	13,068	→
Quarter ending September 2016	12,746	↓
Quarter ending December 2016	13,097	↑
Quarter ending March 2017	13,172	→
Variance since March 2016	(0.0%)	→



ACTIVITY

Cumulative percentage of contracted UDA delivered 2016 & 2017



Month	Adjusted Scheduled Activity (UDA)	
	2016	2017
April	265	1,315
May	3,569	4,493
June	4,947	4,493
July	11,228	11,735
August	11,228	15,168
September	18,465	16,405
October	20,838	21,753
November	24,479	23,839
December	28,435	30,085
January	30,898	32,311
February	37,938	36,862
March	41,393	41,961
April	44,047	44,186
May	44,047	44,200
June	44,047	44,204

QUALITY

	Quantity	Base Number	Contract	AT	Region	England
% of FP17s for the same patient ID Re-attending within 3 months - Children	126	2,889	4.4%	11.5%	13.3%	12.3%
% of FP17s for the same patient ID Re-attending within 3 months - Adults	994	11,917	8.3%	15.6%	17.3%	16.7%
% of FP17s for the same patient ID Re-attending between 3 & 9 months - Children	1,165	2,889	40.3%	57.3%	58.9%	57.6%
% of FP17s for the same patient ID Re-attending between 3 & 9 months - Adults	5,354	11,917	44.9%	52.0%	52.2%	50.1%
% of FP17s for Band 1 Urgent Courses	533	14,489	3.7%	8.2%	9.2%	9.1%
% of FP17s Relating to Free Repair or Replacements	407	14,489	2.8%	1.2%	1.0%	0.8%
% of FP17s Relating to Continuations	93	14,489	0.6%	1.6%	1.4%	1.2%
% of Patients satisfied with the dentistry they have received	47	54	87.0%	93.3%	93.1%	92.8%
% of Patients satisfied with the time they had to wait for an appointment	52	54	96.3%	90.4%	89.5%	88.7%

* This is based on patients treated on this contract for their most recent course of treatment. Figures in italics indicate the base number of FP17s or Patient Questionnaire responses are less than 100. N/A is shown where the base number of responses is less than 10 during the period. % is calculated as Quantity/Base number*100

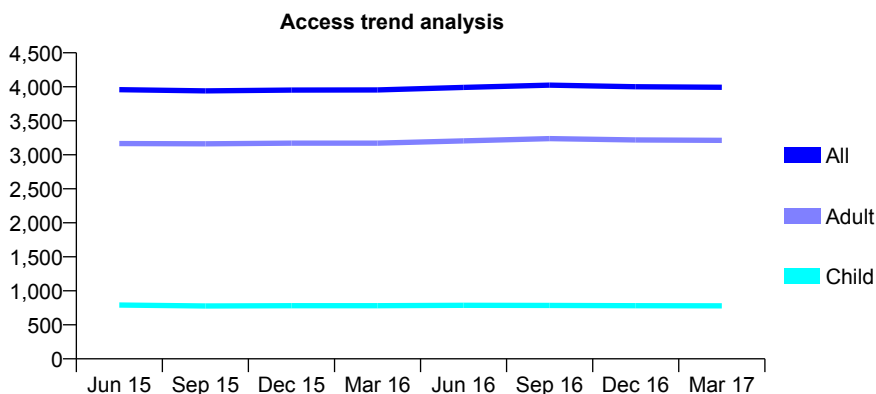
Q49 - Vital Signs At a Glance Contract Report for 658170/0001 - Year end March 2017

Name or company name	MR ME BENN
Contract type name	GDS Contract
Purpose of contract	General
Contract start date	01/04/2006
Contract end date	

16/17 Contracted general activity (UDA)	11,451
Carry forward general activity (UDA)	-191
16/17 Contracted orthodontic activity (UOA)	0
Carry forward orthodontic activity (UOA)	0
Baseline contract value	£332,419.52

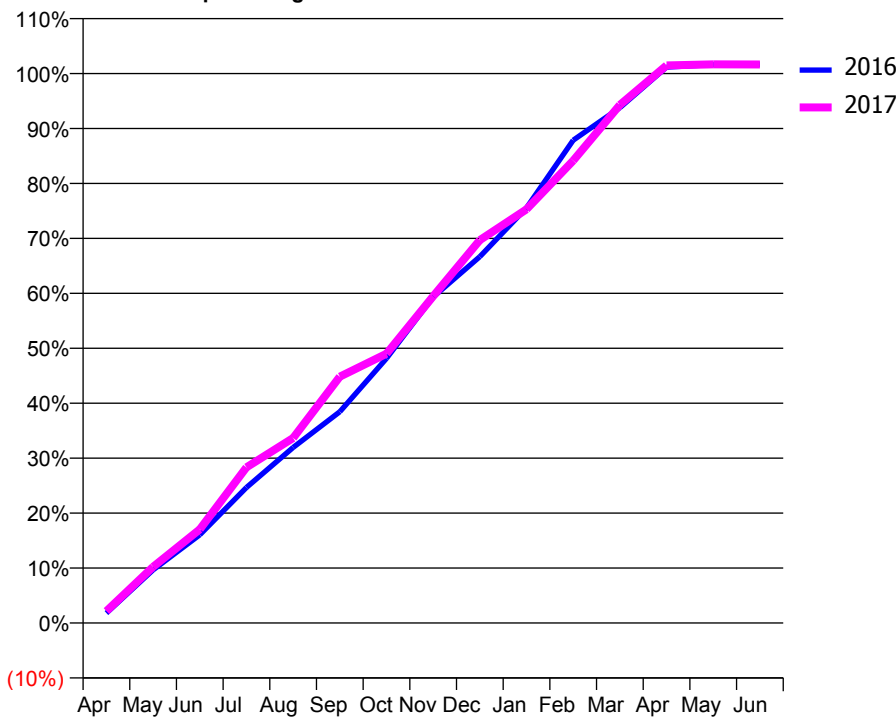
ACCESS*

Patients seen in 24 months	Total	Change since previous quarter
Quarter ending March 2016	3,953	
Quarter ending June 2016	3,992	→
Quarter ending September 2016	4,024	→
Quarter ending December 2016	4,001	→
Quarter ending March 2017	3,993	→
Variance since March 2016	1.0%	→



ACTIVITY

Cumulative percentage of contracted UDA delivered 2016 & 2017



Month	Adjusted Scheduled Activity (UDA)	
	2016	2017
April	207	250
May	1,107	1,172
June	1,839	1,953
July	2,825	3,245
August	3,660	3,856
September	4,403	5,133
October	5,516	5,611
November	6,793	6,808
December	7,634	7,979
January	8,653	8,623
February	10,060	9,635
March	10,738	10,798
April	11,582	11,619
May	11,636	11,643
June	11,642	11,640

QUALITY

	Quantity	Base Number	Contract	AT	Region	England
% of FP17s for the same patient ID Re-attending within 3 months - Children	21	1,007	2.1%	11.5%	13.3%	12.3%
% of FP17s for the same patient ID Re-attending within 3 months - Adults	469	4,492	10.4%	15.6%	17.3%	16.7%
% of FP17s for the same patient ID Re-attending between 3 & 9 months - Children	383	1,007	38.0%	57.3%	58.9%	57.6%
% of FP17s for the same patient ID Re-attending between 3 & 9 months - Adults	2,230	4,492	49.6%	52.0%	52.2%	50.1%
% of FP17s for Band 1 Urgent Courses	308	5,419	5.7%	8.2%	9.2%	9.1%
% of FP17s Relating to Free Repair or Replacements	88	5,419	1.6%	1.2%	1.0%	0.8%
% of FP17s Relating to Continuations	35	5,419	0.6%	1.6%	1.4%	1.2%
% of Patients satisfied with the dentistry they have received	5	6	N/A	93.3%	93.1%	92.8%
% of Patients satisfied with the time they had to wait for an appointment	5	6	N/A	90.4%	89.5%	88.7%

* This is based on patients treated on this contract for their most recent course of treatment. Figures in italics indicate the base number of FP17s or Patient Questionnaire responses are less than 100. N/A is shown where the base number of responses is less than 10 during the period. % is calculated as Quantity/Base number*100

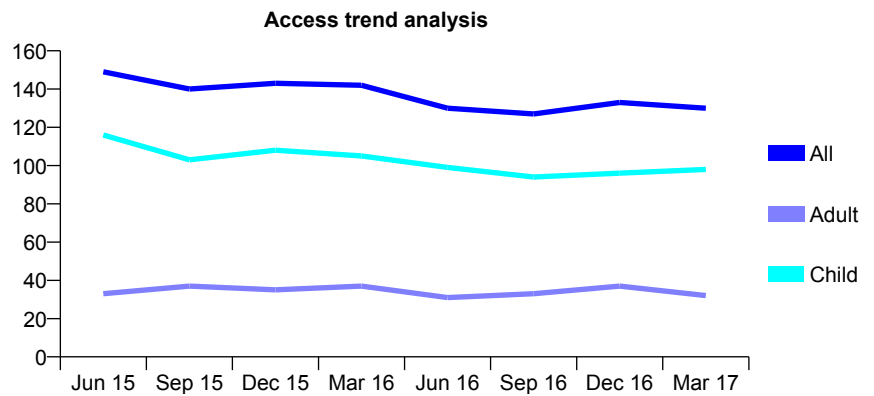
Q49 - Vital Signs At a Glance Contract Report for 660957/0002 - Year end March 2017

Name or company name	MR CJ BARR
Contract type name	GDS Contract
Purpose of contract	General and Orthodontic
Contract start date	17/03/2012
Contract end date	

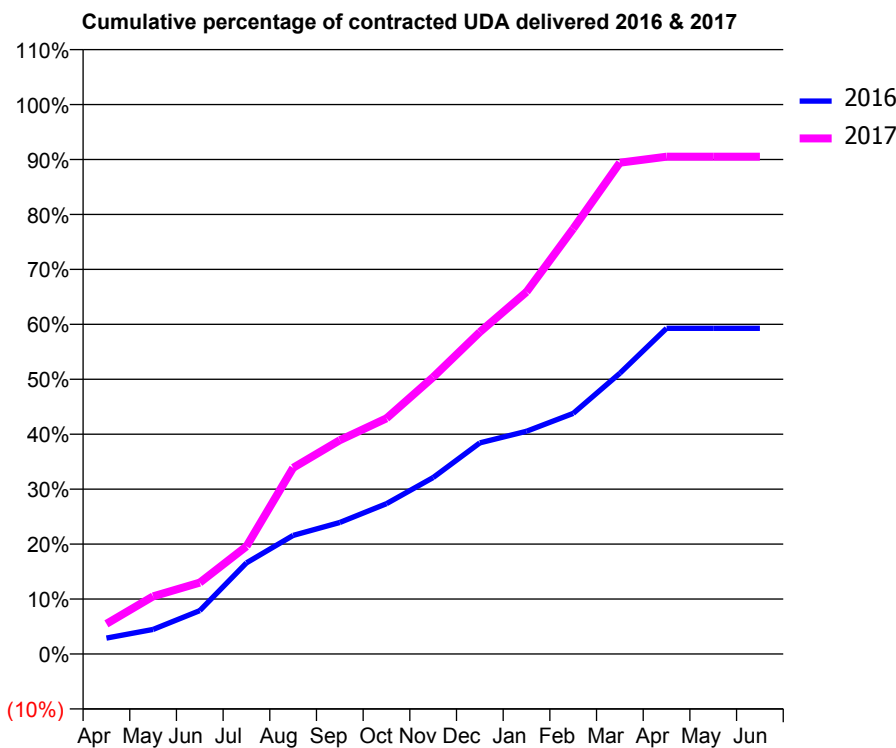
16/17 Contracted general activity (UDA)	200
Carry forward general activity (UDA)	0
16/17 Contracted orthodontic activity (UOA)	2,548
Carry forward orthodontic activity (UOA)	0
Baseline contract value	£176,678.50

ACCESS*

Patients seen in 24 months	Total	Change since previous quarter
Quarter ending March 2016	142	
Quarter ending June 2016	130	↓
Quarter ending September 2016	127	↓
Quarter ending December 2016	133	↑
Quarter ending March 2017	130	↓
Variance since March 2016	(8.5%)	↓



ACTIVITY



Month	Adjusted Scheduled Activity (UDA)	
	2016	2017
April	11	11
May	17	21
June	30	26
July	63	39
August	82	68
September	91	78
October	104	86
November	122	101
December	146	117
January	154	132
February	166	155
March	194	179
April	225	181
May	225	181
June	225	181

QUALITY

	Quantity	Base Number	Contract	AT	Region	England
% of FP17s for the same patient ID Re-attending within 3 months - Children	29	347	8.4%	11.5%	13.3%	12.3%
% of FP17s for the same patient ID Re-attending within 3 months - Adults	2	45	4.4%	15.6%	17.3%	16.7%
% of FP17s for the same patient ID Re-attending between 3 & 9 months - Children	58	347	16.7%	57.3%	58.9%	57.6%
% of FP17s for the same patient ID Re-attending between 3 & 9 months - Adults	10	45	22.2%	52.0%	52.2%	50.1%
% of FP17s for Band 1 Urgent Courses	15	134	11.2%	8.2%	9.2%	9.1%
% of FP17s Relating to Free Repair or Replacements	0	134	0.0%	1.2%	1.0%	0.8%
% of FP17s Relating to Continuations	1	134	0.7%	1.6%	1.4%	1.2%
% of Patients satisfied with the dentistry they have received	0	0	N/A	93.3%	93.1%	92.8%
% of Patients satisfied with the time they had to wait for an appointment	0	0	N/A	90.4%	89.5%	88.7%

* This is based on patients treated on this contract for their most recent course of treatment. Figures in italics indicate the base number of FP17s or Patient Questionnaire responses are less than 100. N/A is shown where the base number of responses is less than 10 during the period. % is calculated as Quantity/Base number*100

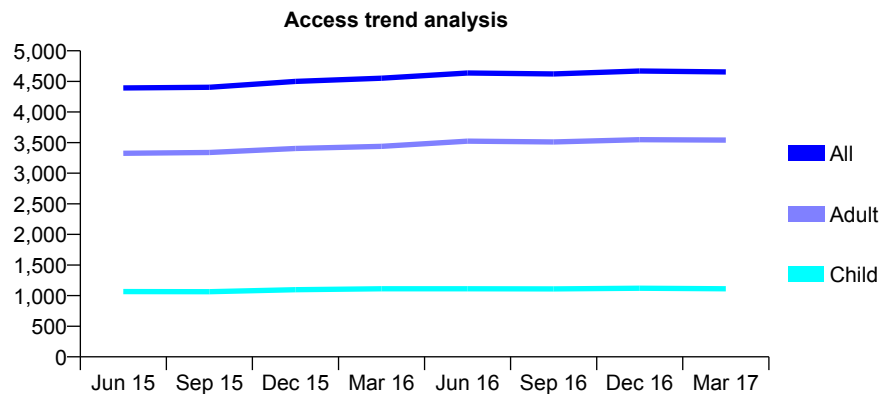
Q49 - Vital Signs At a Glance Contract Report for 661155/0001 - Year end March 2017

Name or company name	MR G REID
Contract type name	GDS Contract
Purpose of contract	General
Contract start date	01/04/2006
Contract end date	

16/17 Contracted general activity (UDA)	13,848
Carry forward general activity (UDA)	163
16/17 Contracted orthodontic activity (UOA)	0
Carry forward orthodontic activity (UOA)	0
Baseline contract value	£405,381.67

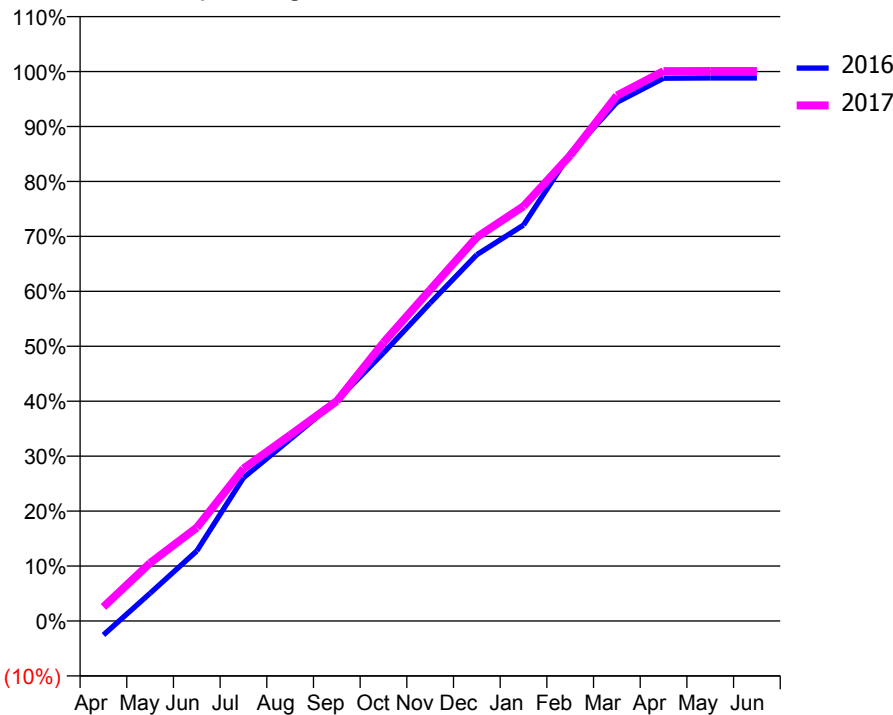
ACCESS*

Patients seen in 24 months	Total	Change since previous quarter
Quarter ending March 2016	4,552	
Quarter ending June 2016	4,637	→
Quarter ending September 2016	4,622	→
Quarter ending December 2016	4,669	→
Quarter ending March 2017	4,655	→
Variance since March 2016	2.3%	↑



ACTIVITY

Cumulative percentage of contracted UDA delivered 2016 & 2017



Month	Adjusted Scheduled Activity (UDA)	
	2016	2017
April	-353	355
May	700	1,464
June	1,766	2,354
July	3,612	3,844
August	4,578	4,687
September	5,555	5,543
October	6,755	7,017
November	8,014	8,348
December	9,231	9,673
January	9,979	10,454
February	11,781	11,735
March	13,070	13,241
April	13,680	13,858
May	13,686	13,861
June	13,685	13,862

QUALITY

	Quantity	Base Number	Contract	AT	Region	England
% of FP17s for the same patient ID Re-attending within 3 months - Children	155	1,823	8.5%	11.5%	13.3%	12.3%
% of FP17s for the same patient ID Re-attending within 3 months - Adults	917	5,382	17.0%	15.6%	17.3%	16.7%
% of FP17s for the same patient ID Re-attending between 3 & 9 months - Children	1,239	1,823	68.0%	57.3%	58.9%	57.6%
% of FP17s for the same patient ID Re-attending between 3 & 9 months - Adults	3,268	5,382	60.7%	52.0%	52.2%	50.1%
% of FP17s for Band 1 Urgent Courses	434	7,194	6.0%	8.2%	9.2%	9.1%
% of FP17s Relating to Free Repair or Replacements	139	7,194	1.9%	1.2%	1.0%	0.8%
% of FP17s Relating to Continuations	127	7,194	1.8%	1.6%	1.4%	1.2%
% of Patients satisfied with the dentistry they have received	8	11	72.7%	93.3%	93.1%	92.8%
% of Patients satisfied with the time they had to wait for an appointment	9	11	81.8%	90.4%	89.5%	88.7%

* This is based on patients treated on this contract for their most recent course of treatment. Figures in italics indicate the base number of FP17s or Patient Questionnaire responses are less than 100. N/A is shown where the base number of responses is less than 10 during the period. % is calculated as Quantity/Base number*100

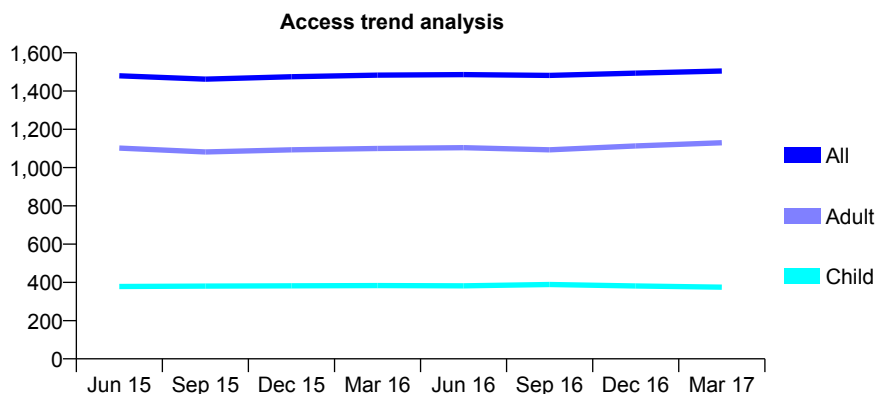
Q49 - Vital Signs At a Glance Contract Report for 674303/0001 - Year end March 2017

Name or company name	MR JH NOWICKI
Contract type name	GDS Contract
Purpose of contract	General
Contract start date	01/04/2006
Contract end date	

16/17 Contracted general activity (UDA)	3,602
Carry forward general activity (UDA)	-38
16/17 Contracted orthodontic activity (UOA)	0
Carry forward orthodontic activity (UOA)	0
Baseline contract value	£85,170.28

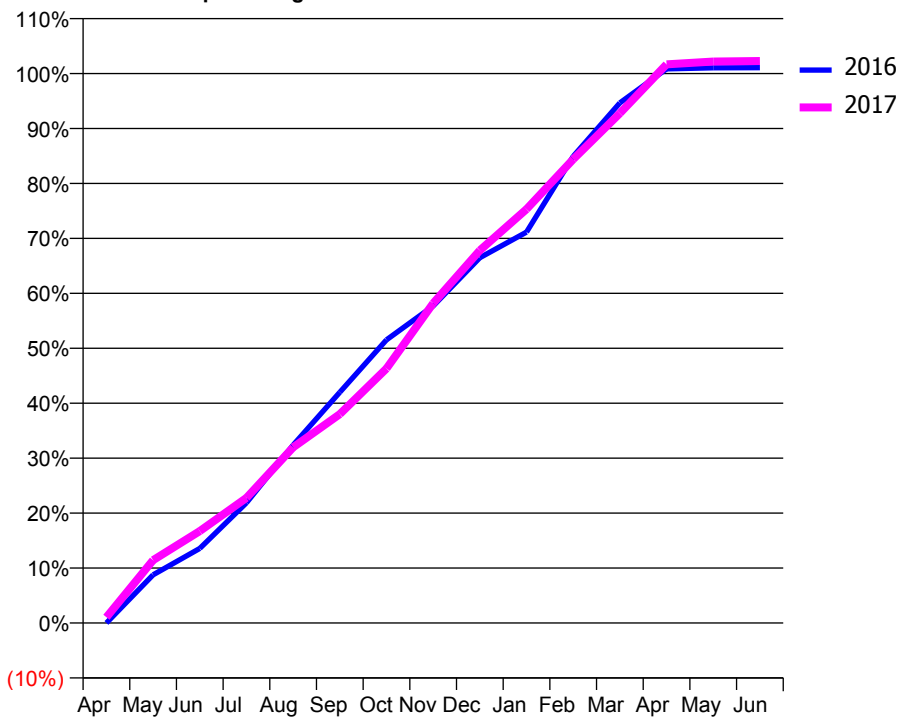
ACCESS*

Patients seen in 24 months	Total	Change since previous quarter
Quarter ending March 2016	1,483	
Quarter ending June 2016	1,486	→
Quarter ending September 2016	1,482	→
Quarter ending December 2016	1,494	→
Quarter ending March 2017	1,505	→
Variance since March 2016	1.5%	→



ACTIVITY

Cumulative percentage of contracted UDA delivered 2016 & 2017



Month	Adjusted Scheduled Activity (UDA)	
	2016	2017
April	0	38
May	316	412
June	489	603
July	788	821
August	1,167	1,152
September	1,513	1,369
October	1,856	1,668
November	2,078	2,096
December	2,395	2,443
January	2,562	2,713
February	3,059	3,039
March	3,410	3,341
April	3,632	3,662
May	3,639	3,681
June	3,640	3,684

QUALITY

	Quantity	Base Number	Contract	AT	Region	England
% of FP17s for the same patient ID Re-attending within 3 months - Children	25	512	4.9%	11.5%	13.3%	12.3%
% of FP17s for the same patient ID Re-attending within 3 months - Adults	161	1,514	10.6%	15.6%	17.3%	16.7%
% of FP17s for the same patient ID Re-attending between 3 & 9 months - Children	286	512	55.9%	57.3%	58.9%	57.6%
% of FP17s for the same patient ID Re-attending between 3 & 9 months - Adults	797	1,514	52.6%	52.0%	52.2%	50.1%
% of FP17s for Band 1 Urgent Courses	174	2,092	8.3%	8.2%	9.2%	9.1%
% of FP17s Relating to Free Repair or Replacements	12	2,092	0.6%	1.2%	1.0%	0.8%
% of FP17s Relating to Continuations	8	2,092	0.4%	1.6%	1.4%	1.2%
% of Patients satisfied with the dentistry they have received	4	4	N/A	93.3%	93.1%	92.8%
% of Patients satisfied with the time they had to wait for an appointment	4	4	N/A	90.4%	89.5%	88.7%

* This is based on patients treated on this contract for their most recent course of treatment. Figures in italics indicate the base number of FP17s or Patient Questionnaire responses are less than 100. N/A is shown where the base number of responses is less than 10 during the period. % is calculated as Quantity/Base number*100

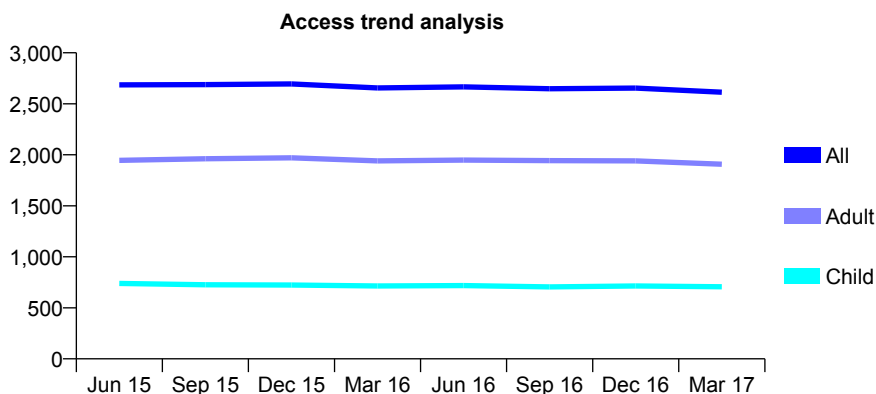
Q49 - Vital Signs At a Glance Contract Report for 674338/0001 - Year end March 2017

Name or company name	MRS LJ HUNTER
Contract type name	GDS Contract
Purpose of contract	General
Contract start date	01/04/2006
Contract end date	

16/17 Contracted general activity (UDA)	8,826
Carry forward general activity (UDA)	13
16/17 Contracted orthodontic activity (UOA)	0
Carry forward orthodontic activity (UOA)	0
Baseline contract value	£241,546.33

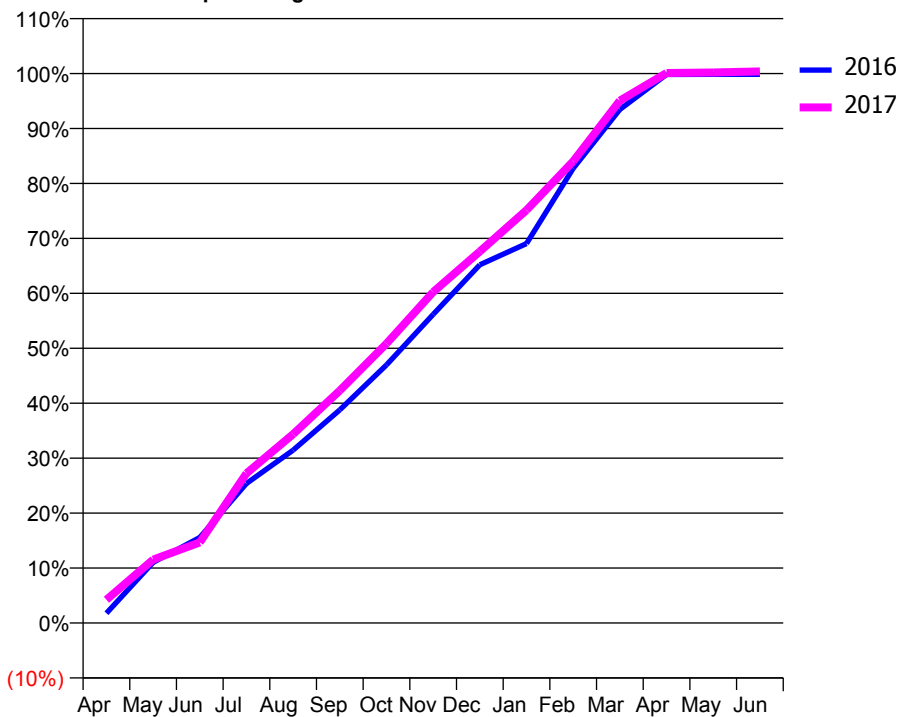
ACCESS*

Patients seen in 24 months	Total	Change since previous quarter
Quarter ending March 2016	2,656	
Quarter ending June 2016	2,666	→
Quarter ending September 2016	2,648	→
Quarter ending December 2016	2,654	→
Quarter ending March 2017	2,614	↓
Variance since March 2016	(1.6%)	↓



ACTIVITY

Cumulative percentage of contracted UDA delivered 2016 & 2017



Month	Adjusted Scheduled Activity (UDA)	
	2016	2017
April	157	373
May	974	1,018
June	1,374	1,295
July	2,241	2,404
August	2,777	3,033
September	3,425	3,733
October	4,146	4,488
November	4,957	5,318
December	5,753	5,968
January	6,094	6,632
February	7,302	7,416
March	8,250	8,390
April	8,811	8,833
May	8,813	8,842
June	8,813	8,859

QUALITY

	Quantity	Base Number	Contract	AT	Region	England
% of FP17s for the same patient ID Re-attending within 3 months - Children	101	1,020	9.9%	11.5%	13.3%	12.3%
% of FP17s for the same patient ID Re-attending within 3 months - Adults	392	2,467	15.9%	15.6%	17.3%	16.7%
% of FP17s for the same patient ID Re-attending between 3 & 9 months - Children	562	1,020	55.1%	57.3%	58.9%	57.6%
% of FP17s for the same patient ID Re-attending between 3 & 9 months - Adults	1,196	2,467	48.5%	52.0%	52.2%	50.1%
% of FP17s for Band 1 Urgent Courses	125	3,446	3.6%	8.2%	9.2%	9.1%
% of FP17s Relating to Free Repair or Replacements	103	3,446	3.0%	1.2%	1.0%	0.8%
% of FP17s Relating to Continuations	36	3,446	1.0%	1.6%	1.4%	1.2%
% of Patients satisfied with the dentistry they have received	2	2	N/A	93.3%	93.1%	92.8%
% of Patients satisfied with the time they had to wait for an appointment	1	2	N/A	90.4%	89.5%	88.7%

* This is based on patients treated on this contract for their most recent course of treatment. Figures in italics indicate the base number of FP17s or Patient Questionnaire responses are less than 100. N/A is shown where the base number of responses is less than 10 during the period. % is calculated as Quantity/Base number*100

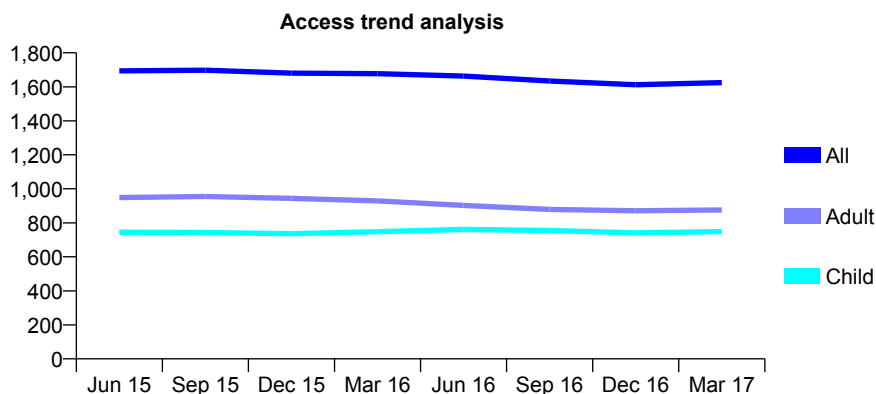
Q49 - Vital Signs At a Glance Contract Report for 676098/0001 - Year end March 2017

Name or company name	MR BS LIVERSIDGE
Contract type name	GDS Contract
Purpose of contract	General
Contract start date	01/04/2006
Contract end date	

16/17 Contracted general activity (UDA)	6,054
Carry forward general activity (UDA)	0
16/17 Contracted orthodontic activity (UOA)	0
Carry forward orthodontic activity (UOA)	0
Baseline contract value	£153,566.49

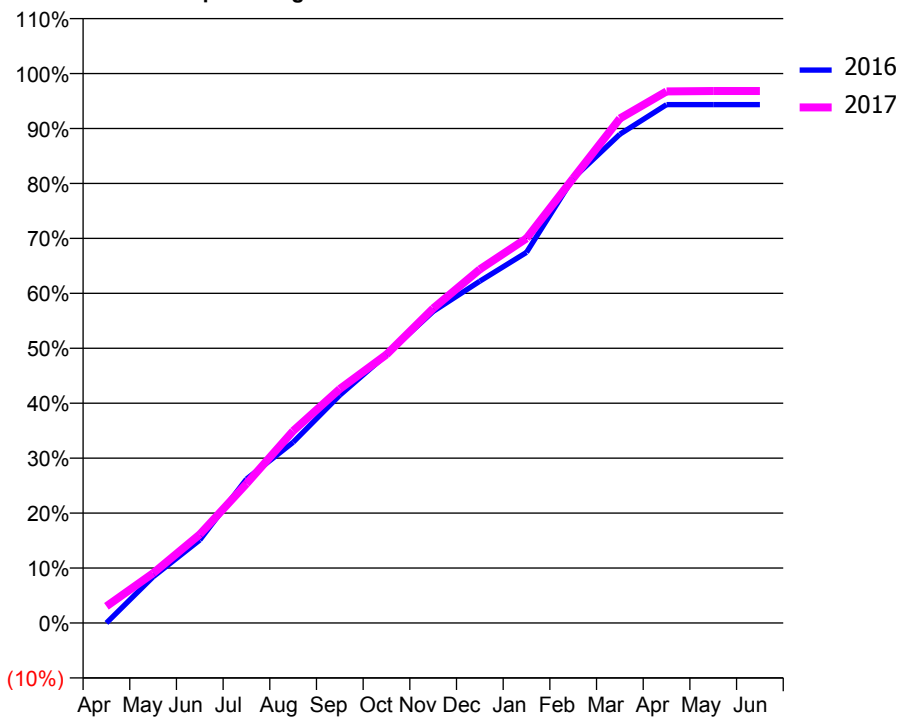
ACCESS*

Patients seen in 24 months	Total	Change since previous quarter
Quarter ending March 2016	1,677	
Quarter ending June 2016	1,663	→
Quarter ending September 2016	1,634	↓
Quarter ending December 2016	1,612	↓
Quarter ending March 2017	1,625	→
Variance since March 2016	(3.1%)	↓



ACTIVITY

Cumulative percentage of contracted UDA delivered 2016 & 2017



Adjusted Scheduled Activity (UDA)

Month	2016	2017
April	0	185
May	508	549
June	914	977
July	1,585	1,534
August	1,991	2,116
September	2,510	2,579
October	2,957	2,959
November	3,433	3,467
December	3,766	3,896
January	4,083	4,238
February	4,901	4,900
March	5,385	5,558
April	5,711	5,857
May	5,711	5,861
June	5,711	5,861

QUALITY

	Quantity	Base Number	Contract	AT	Region	England
% of FP17s for the same patient ID Re-attending within 3 months - Children	49	936	5.2%	11.5%	13.3%	12.3%
% of FP17s for the same patient ID Re-attending within 3 months - Adults	150	997	15.0%	15.6%	17.3%	16.7%
% of FP17s for the same patient ID Re-attending between 3 & 9 months - Children	438	936	46.8%	57.3%	58.9%	57.6%
% of FP17s for the same patient ID Re-attending between 3 & 9 months - Adults	415	997	41.6%	52.0%	52.2%	50.1%
% of FP17s for Band 1 Urgent Courses	88	1,914	4.6%	8.2%	9.2%	9.1%
% of FP17s Relating to Free Repair or Replacements	0	1,914	0.0%	1.2%	1.0%	0.8%
% of FP17s Relating to Continuations	0	1,914	0.0%	1.6%	1.4%	1.2%
% of Patients satisfied with the dentistry they have received	3	3	N/A	93.3%	93.1%	92.8%
% of Patients satisfied with the time they had to wait for an appointment	2	3	N/A	90.4%	89.5%	88.7%

* This is based on patients treated on this contract for their most recent course of treatment. Figures in italics indicate the base number of FP17s or Patient Questionnaire responses are less than 100. N/A is shown where the base number of responses is less than 10 during the period. % is calculated as Quantity/Base number*100

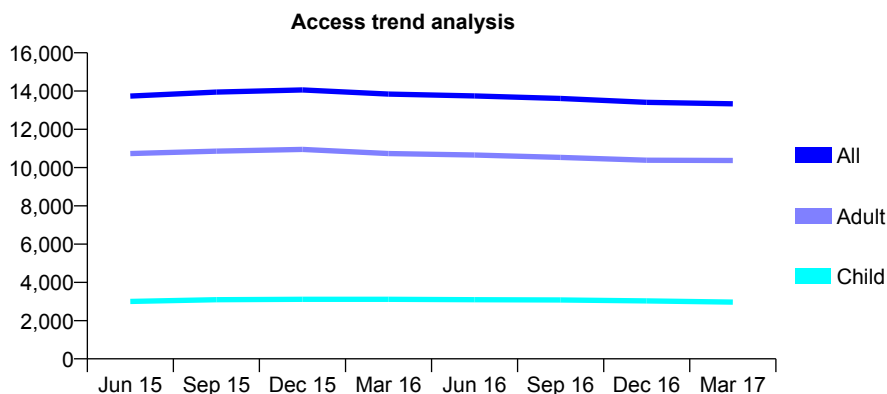
Q49 - Vital Signs At a Glance Contract Report for 678457/0001 - Year end March 2017

Name or company name	MR LA NIGHTINGALE
Contract type name	GDS Contract
Purpose of contract	General
Contract start date	01/04/2006
Contract end date	

16/17 Contracted general activity (UDA)	40,844
Carry forward general activity (UDA)	1,006
16/17 Contracted orthodontic activity (UOA)	0
Carry forward orthodontic activity (UOA)	0
Baseline contract value	£977,435.02

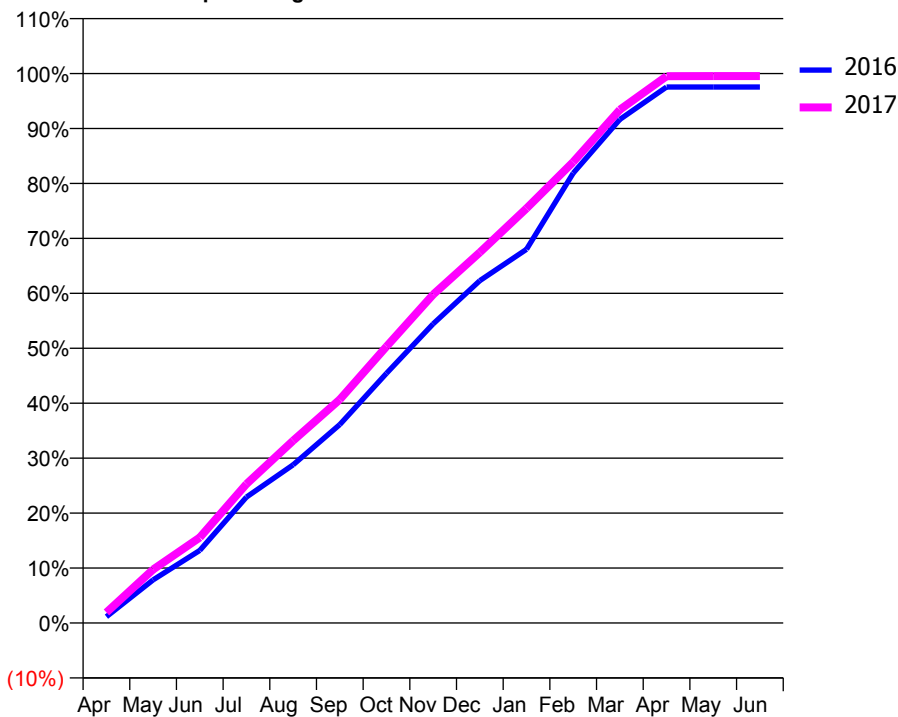
ACCESS*

Patients seen in 24 months	Total	Change since previous quarter
Quarter ending March 2016	13,845	
Quarter ending June 2016	13,747	→
Quarter ending September 2016	13,614	→
Quarter ending December 2016	13,409	↓
Quarter ending March 2017	13,336	→
Variance since March 2016	(3.7%)	↓



ACTIVITY

Cumulative percentage of contracted UDA delivered 2016 & 2017



Month	Adjusted Scheduled Activity (UDA)	
	2016	2017
April	467	790
May	3,202	3,975
June	5,401	6,362
July	9,360	10,329
August	11,760	13,557
September	14,755	16,613
October	18,562	20,547
November	22,241	24,417
December	25,452	27,547
January	27,773	30,816
February	33,432	34,273
March	37,427	38,154
April	39,839	40,642
May	39,838	40,652
June	39,838	40,654

QUALITY

	Quantity	Base Number	Contract	AT	Region	England
% of FP17s for the same patient ID Re-attending within 3 months - Children	366	4,501	8.1%	11.5%	13.3%	12.3%
% of FP17s for the same patient ID Re-attending within 3 months - Adults	2,691	15,710	17.1%	15.6%	17.3%	16.7%
% of FP17s for the same patient ID Re-attending between 3 & 9 months - Children	2,563	4,501	56.9%	57.3%	58.9%	57.6%
% of FP17s for the same patient ID Re-attending between 3 & 9 months - Adults	8,824	15,710	56.2%	52.0%	52.2%	50.1%
% of FP17s for Band 1 Urgent Courses	1,466	20,029	7.3%	8.2%	9.2%	9.1%
% of FP17s Relating to Free Repair or Replacements	198	20,029	1.0%	1.2%	1.0%	0.8%
% of FP17s Relating to Continuations	522	20,029	2.6%	1.6%	1.4%	1.2%
% of Patients satisfied with the dentistry they have received	25	27	92.6%	93.3%	93.1%	92.8%
% of Patients satisfied with the time they had to wait for an appointment	26	27	96.3%	90.4%	89.5%	88.7%

* This is based on patients treated on this contract for their most recent course of treatment. Figures in italics indicate the base number of FP17s or Patient Questionnaire responses are less than 100. N/A is shown where the base number of responses is less than 10 during the period. % is calculated as Quantity/Base number*100

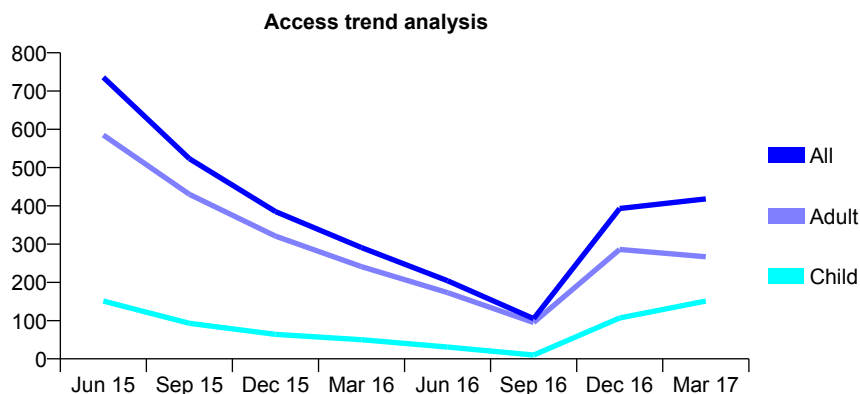
Q49 - Vital Signs At a Glance Contract Report for 678457/0002 - Year end March 2017

Name or company name	MR LA NIGHTINGALE
Contract type name	GDS Contract
Purpose of contract	General
Contract start date	01/04/2008
Contract end date	

16/17 Contracted general activity (UDA)	6,954
Carry forward general activity (UDA)	0
16/17 Contracted orthodontic activity (UOA)	0
Carry forward orthodontic activity (UOA)	0
Baseline contract value	£149,152.75

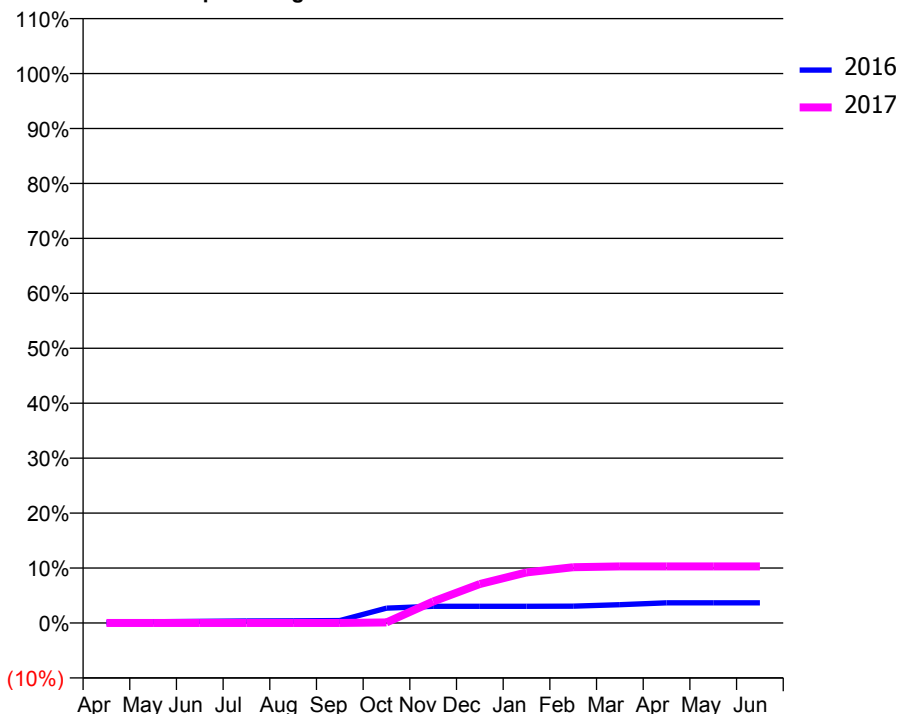
ACCESS*

Patients seen in 24 months	Total	Change since previous quarter
Quarter ending March 2016	291	
Quarter ending June 2016	204	↓
Quarter ending September 2016	105	↓
Quarter ending December 2016	393	↑
Quarter ending March 2017	418	↑
Variance since March 2016	43.6%	↑



ACTIVITY

Cumulative percentage of contracted UDA delivered 2016 & 2017



Month	Adjusted Scheduled Activity (UDA)	
	2016	2017
April	2	0
May	15	0
June	21	0
July	27	0
August	28	0
September	32	0
October	188	7
November	213	273
December	213	493
January	213	640
February	214	706
March	232	716
April	256	716
May	256	716
June	256	716

QUALITY

	Quantity	Base Number	Contract	AT	Region	England
% of FP17s for the same patient ID Re-attending within 3 months - Children	0	184	0.0%	11.5%	13.3%	12.3%
% of FP17s for the same patient ID Re-attending within 3 months - Adults	4	322	1.2%	15.6%	17.3%	16.7%
% of FP17s for the same patient ID Re-attending between 3 & 9 months - Children	1	184	0.5%	57.3%	58.9%	57.6%
% of FP17s for the same patient ID Re-attending between 3 & 9 months - Adults	0	322	0.0%	52.0%	52.2%	50.1%
% of FP17s for Band 1 Urgent Courses	21	504	4.2%	8.2%	9.2%	9.1%
% of FP17s Relating to Free Repair or Replacements	0	504	0.0%	1.2%	1.0%	0.8%
% of FP17s Relating to Continuations	8	504	1.6%	1.6%	1.4%	1.2%
% of Patients satisfied with the dentistry they have received	1	1	N/A	93.3%	93.1%	92.8%
% of Patients satisfied with the time they had to wait for an appointment	1	1	N/A	90.4%	89.5%	88.7%

* This is based on patients treated on this contract for their most recent course of treatment. Figures in italics indicate the base number of FP17s or Patient Questionnaire responses are less than 100. N/A is shown where the base number of responses is less than 10 during the period. % is calculated as Quantity/Base number*100

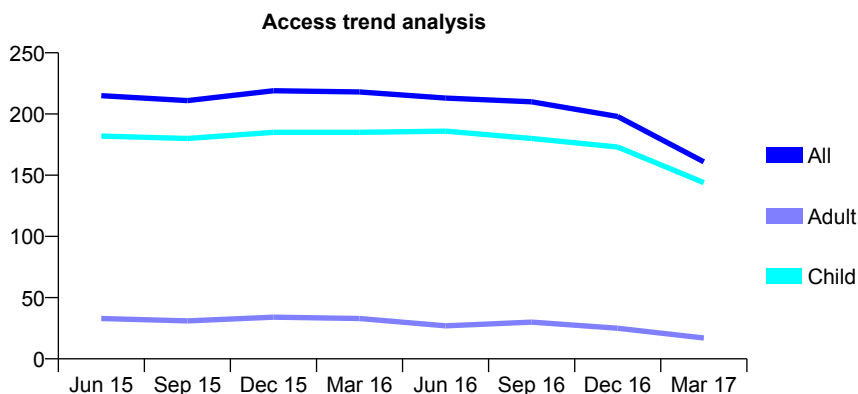
Q49 - Vital Signs At a Glance Contract Report for 683949/0001 - Year end March 2017

Name or company name	MRS ME FORSMAN
Contract type name	GDS Contract
Purpose of contract	General
Contract start date	01/04/2006
Contract end date	

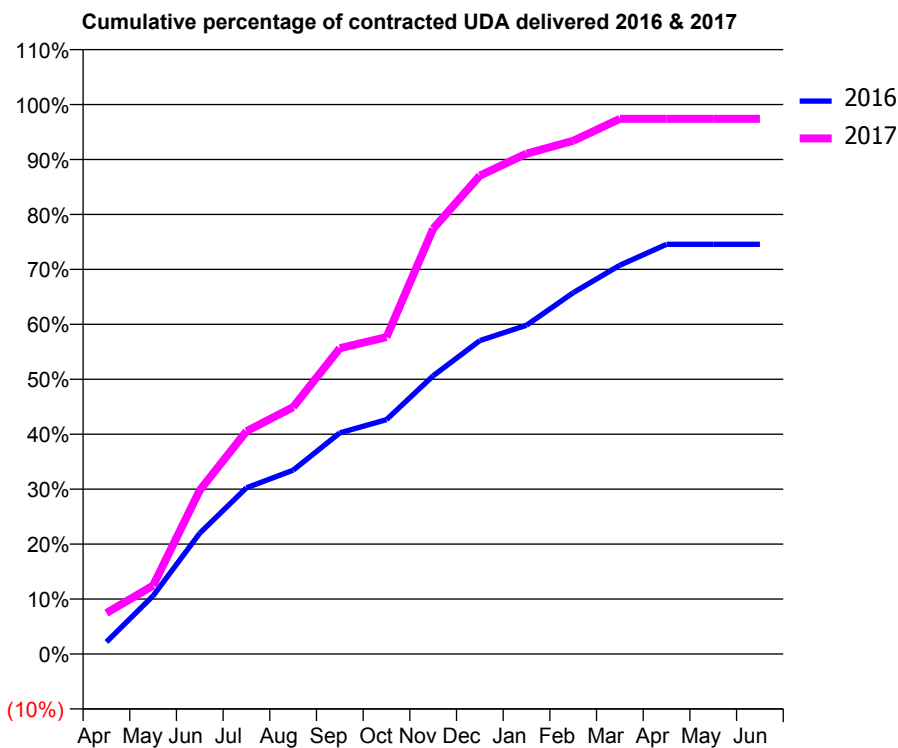
16/17 Contracted general activity (UDA)	300
Carry forward general activity (UDA)	0
16/17 Contracted orthodontic activity (UOA)	0
Carry forward orthodontic activity (UOA)	0
Baseline contract value	£7,492.08

ACCESS*

Patients seen in 24 months	Total	Change since previous quarter
Quarter ending March 2016	218	
Quarter ending June 2016	213	↓
Quarter ending September 2016	210	↓
Quarter ending December 2016	198	↓
Quarter ending March 2017	161	↓
Variance since March 2016	(26.1%)	↓



ACTIVITY



Month	Adjusted Scheduled Activity (UDA)	
	2016	2017
April	11	22
May	53	37
June	110	89
July	151	122
August	167	135
September	201	167
October	213	173
November	253	232
December	285	261
January	299	273
February	329	280
March	354	292
April	373	292
May	373	292
June	373	292

QUALITY

	Quantity	Base Number	Contract	AT	Region	England
% of FP17s for the same patient ID Re-attending within 3 months - Children	11	196	5.6%	11.5%	13.3%	12.3%
% of FP17s for the same patient ID Re-attending within 3 months - Adults	0	8	0.0%	15.6%	17.3%	16.7%
% of FP17s for the same patient ID Re-attending between 3 & 9 months - Children	106	196	54.1%	57.3%	58.9%	57.6%
% of FP17s for the same patient ID Re-attending between 3 & 9 months - Adults	2	8	25.0%	52.0%	52.2%	50.1%
% of FP17s for Band 1 Urgent Courses	6	191	3.1%	8.2%	9.2%	9.1%
% of FP17s Relating to Free Repair or Replacements	0	191	0.0%	1.2%	1.0%	0.8%
% of FP17s Relating to Continuations	0	191	0.0%	1.6%	1.4%	1.2%
% of Patients satisfied with the dentistry they have received	0	0	N/A	93.3%	93.1%	92.8%
% of Patients satisfied with the time they had to wait for an appointment	0	0	N/A	90.4%	89.5%	88.7%

* This is based on patients treated on this contract for their most recent course of treatment. Figures in italics indicate the base number of FP17s or Patient Questionnaire responses are less than 100. N/A is shown where the base number of responses is less than 10 during the period. % is calculated as Quantity/Base number*100

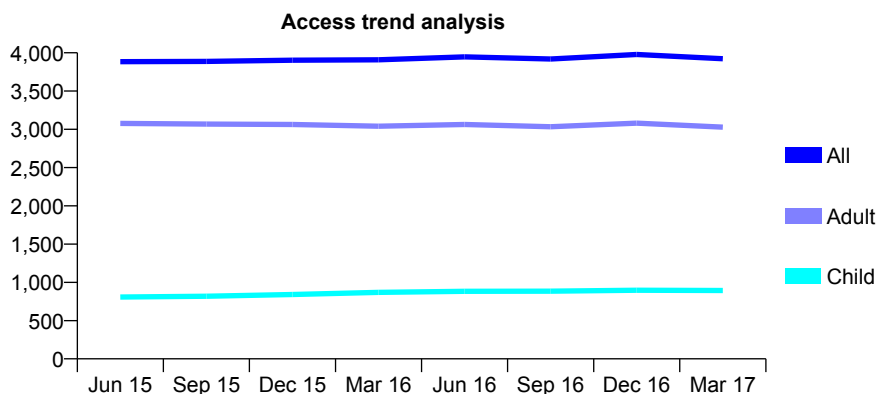
Q49 - Vital Signs At a Glance Contract Report for 688703/0001 - Year end March 2017

Name or company name	MR KA NIGHTINGALE
Contract type name	GDS Contract
Purpose of contract	General
Contract start date	01/04/2006
Contract end date	

16/17 Contracted general activity (UDA)	13,450
Carry forward general activity (UDA)	-13
16/17 Contracted orthodontic activity (UOA)	0
Carry forward orthodontic activity (UOA)	0
Baseline contract value	£311,255.33

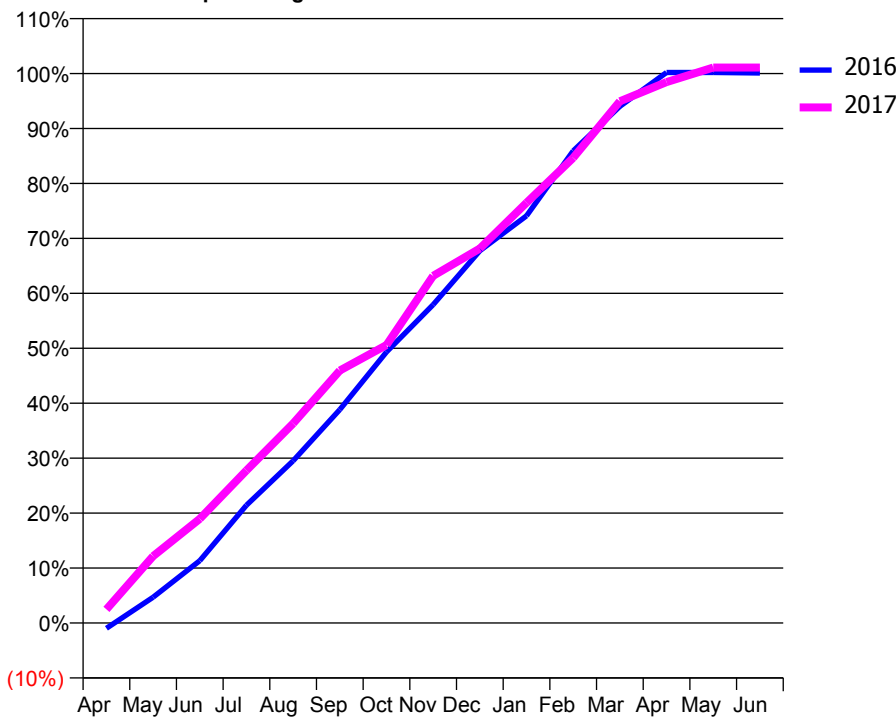
ACCESS*

Patients seen in 24 months	Total	Change since previous quarter
Quarter ending March 2016	3,909	
Quarter ending June 2016	3,947	→
Quarter ending September 2016	3,919	→
Quarter ending December 2016	3,978	→
Quarter ending March 2017	3,922	↓
Variance since March 2016	0.3%	→



ACTIVITY

Cumulative percentage of contracted UDA delivered 2016 & 2017



Month	Adjusted Scheduled Activity (UDA)	
	2016	2017
April	-134	334
May	631	1,636
June	1,527	2,549
July	2,884	3,736
August	3,972	4,885
September	5,225	6,179
October	6,632	6,804
November	7,793	8,497
December	9,112	9,165
January	9,966	10,286
February	11,556	11,385
March	12,645	12,770
April	13,475	13,240
May	13,475	13,595
June	13,463	13,595

QUALITY

	Quantity	Base Number	Contract	AT	Region	England
% of FP17s for the same patient ID Re-attending within 3 months - Children	37	1,009	3.7%	11.5%	13.3%	12.3%
% of FP17s for the same patient ID Re-attending within 3 months - Adults	324	3,482	9.3%	15.6%	17.3%	16.7%
% of FP17s for the same patient ID Re-attending between 3 & 9 months - Children	459	1,009	45.5%	57.3%	58.9%	57.6%
% of FP17s for the same patient ID Re-attending between 3 & 9 months - Adults	1,540	3,482	44.2%	52.0%	52.2%	50.1%
% of FP17s for Band 1 Urgent Courses	279	4,464	6.3%	8.2%	9.2%	9.1%
% of FP17s Relating to Free Repair or Replacements	28	4,464	0.6%	1.2%	1.0%	0.8%
% of FP17s Relating to Continuations	53	4,464	1.2%	1.6%	1.4%	1.2%
% of Patients satisfied with the dentistry they have received	29	30	96.7%	93.3%	93.1%	92.8%
% of Patients satisfied with the time they had to wait for an appointment	28	30	93.3%	90.4%	89.5%	88.7%

* This is based on patients treated on this contract for their most recent course of treatment. Figures in italics indicate the base number of FP17s or Patient Questionnaire responses are less than 100. N/A is shown where the base number of responses is less than 10 during the period. % is calculated as Quantity/Base number*100

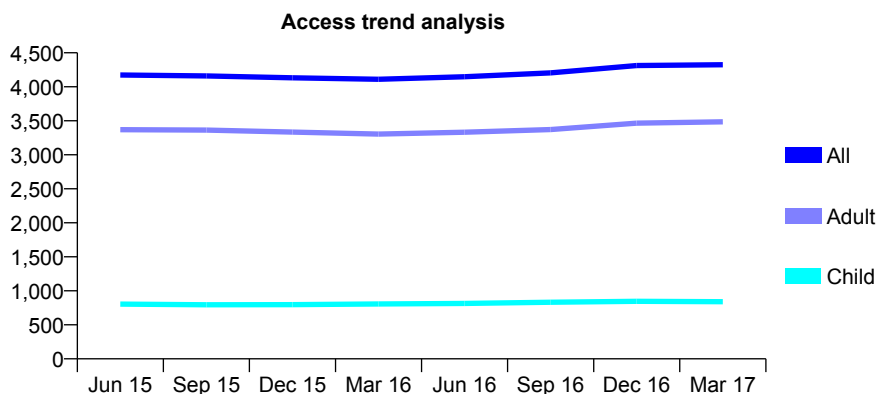
Q49 - Vital Signs At a Glance Contract Report for 688703/0005 - Year end March 2017

Name or company name	MR KA NIGHTINGALE
Contract type name	GDS Contract
Purpose of contract	General
Contract start date	29/11/2010
Contract end date	

16/17 Contracted general activity (UDA)	15,000
Carry forward general activity (UDA)	-48
16/17 Contracted orthodontic activity (UOA)	0
Carry forward orthodontic activity (UOA)	0
Baseline contract value	£378,466.77

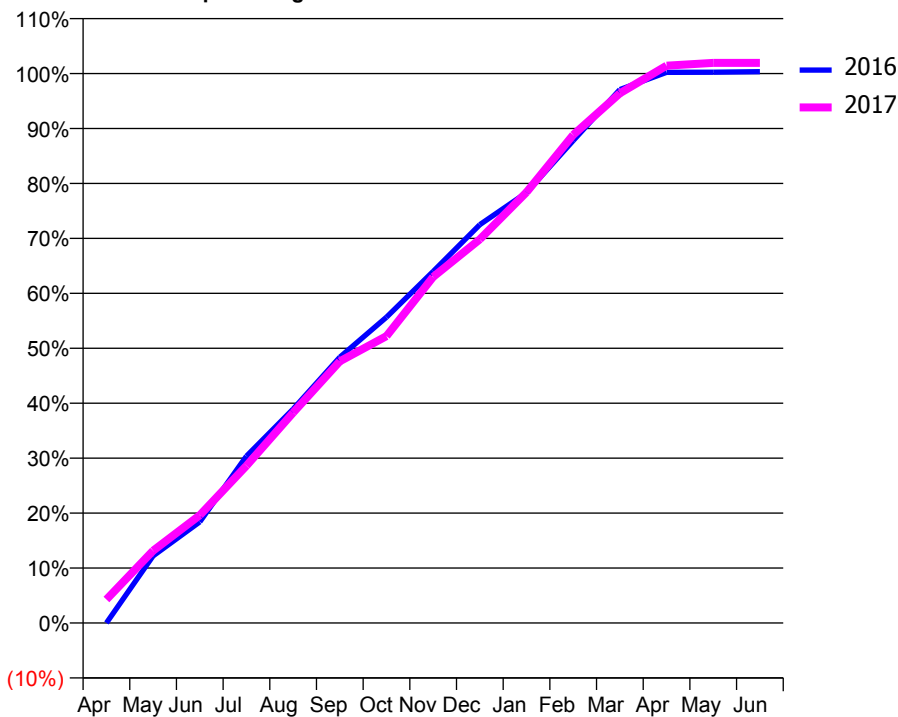
ACCESS*

Patients seen in 24 months	Total	Change since previous quarter
Quarter ending March 2016	4,110	
Quarter ending June 2016	4,148	→
Quarter ending September 2016	4,204	→
Quarter ending December 2016	4,312	↑
Quarter ending March 2017	4,325	→
Variance since March 2016	5.2%	↑



ACTIVITY

Cumulative percentage of contracted UDA delivered 2016 & 2017



Month	Adjusted Scheduled Activity (UDA)	
	2016	2017
April	0	642
May	1,834	1,973
June	2,762	2,943
July	4,554	4,295
August	5,840	5,741
September	7,258	7,142
October	8,349	7,831
November	9,596	9,448
December	10,875	10,473
January	11,749	11,760
February	13,169	13,324
March	14,561	14,460
April	15,032	15,214
May	15,035	15,289
June	15,048	15,289

QUALITY

	Quantity	Base Number	Contract	AT	Region	England
% of FP17s for the same patient ID Re-attending within 3 months - Children	53	1,058	5.0%	11.5%	13.3%	12.3%
% of FP17s for the same patient ID Re-attending within 3 months - Adults	429	4,267	10.1%	15.6%	17.3%	16.7%
% of FP17s for the same patient ID Re-attending between 3 & 9 months - Children	488	1,058	46.1%	57.3%	58.9%	57.6%
% of FP17s for the same patient ID Re-attending between 3 & 9 months - Adults	1,999	4,267	46.8%	52.0%	52.2%	50.1%
% of FP17s for Band 1 Urgent Courses	407	5,439	7.5%	8.2%	9.2%	9.1%
% of FP17s Relating to Free Repair or Replacements	47	5,439	0.9%	1.2%	1.0%	0.8%
% of FP17s Relating to Continuations	86	5,439	1.6%	1.6%	1.4%	1.2%
% of Patients satisfied with the dentistry they have received	6	7	N/A	93.3%	93.1%	92.8%
% of Patients satisfied with the time they had to wait for an appointment	6	7	N/A	90.4%	89.5%	88.7%

* This is based on patients treated on this contract for their most recent course of treatment. Figures in italics indicate the base number of FP17s or Patient Questionnaire responses are less than 100. N/A is shown where the base number of responses is less than 10 during the period. % is calculated as Quantity/Base number*100

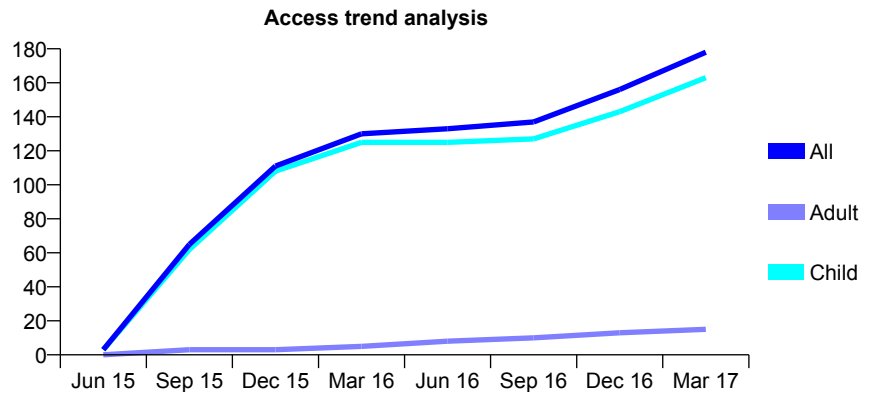
Q49 - Vital Signs At a Glance Contract Report for 701181/0001 - Year end March 2017

Name or company name	MR KN MIRZA
Contract type name	GDS Contract
Purpose of contract	General
Contract start date	01/06/2015
Contract end date	

16/17 Contracted general activity (UDA)	400
Carry forward general activity (UDA)	0
16/17 Contracted orthodontic activity (UOA)	0
Carry forward orthodontic activity (UOA)	0
Baseline contract value	£9,455.81

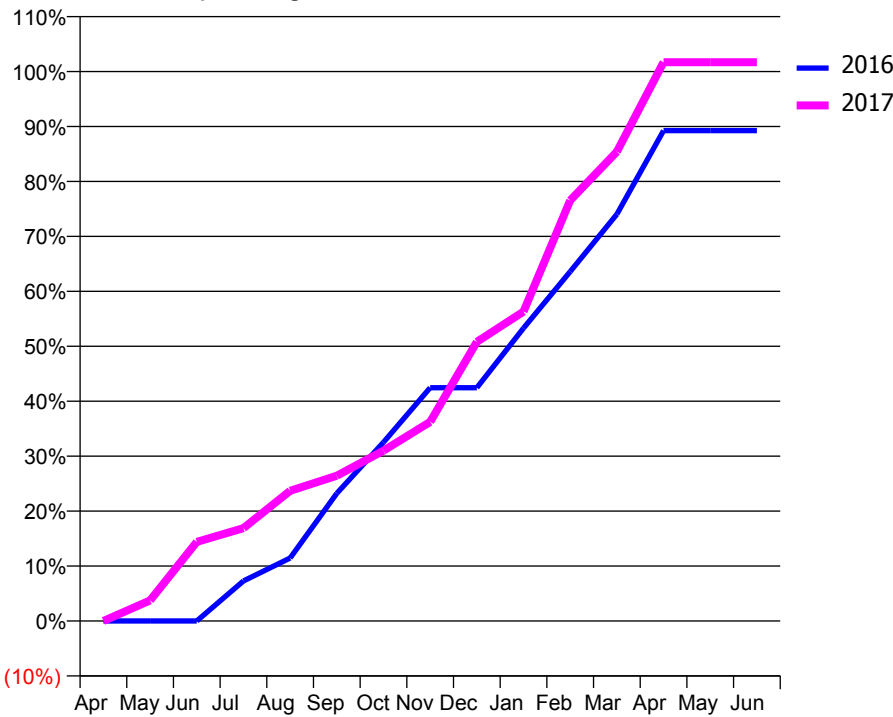
ACCESS*

Patients seen in 24 months	Total	Change since previous quarter
Quarter ending March 2016	130	
Quarter ending June 2016	133	↑
Quarter ending September 2016	137	↑
Quarter ending December 2016	156	↑
Quarter ending March 2017	178	↑
Variance since March 2016	36.9%	↑



ACTIVITY

Cumulative percentage of contracted UDA delivered 2016 & 2017



Month	Adjusted Scheduled Activity (UDA)	
	2016	2017
April	0	0
May	0	15
June	0	58
July	24	68
August	38	95
September	78	106
October	109	124
November	142	145
December	142	203
January	179	225
February	213	306
March	248	342
April	299	407
May	299	407
June	299	407

QUALITY

	Quantity	Base Number	Contract	AT	Region	England
% of FP17s for the same patient ID Re-attending within 3 months - Children	14	232	6.0%	11.5%	13.3%	12.3%
% of FP17s for the same patient ID Re-attending within 3 months - Adults	0	1	0.0%	15.6%	17.3%	16.7%
% of FP17s for the same patient ID Re-attending between 3 & 9 months - Children	113	232	48.7%	57.3%	58.9%	57.6%
% of FP17s for the same patient ID Re-attending between 3 & 9 months - Adults	1	1	100.0%	52.0%	52.2%	50.1%
% of FP17s for Band 1 Urgent Courses	9	243	3.7%	8.2%	9.2%	9.1%
% of FP17s Relating to Free Repair or Replacements	0	243	0.0%	1.2%	1.0%	0.8%
% of FP17s Relating to Continuations	0	243	0.0%	1.6%	1.4%	1.2%
% of Patients satisfied with the dentistry they have received	0	0	N/A	93.3%	93.1%	92.8%
% of Patients satisfied with the time they had to wait for an appointment	0	0	N/A	90.4%	89.5%	88.7%

* This is based on patients treated on this contract for their most recent course of treatment. Figures in italics indicate the base number of FP17s or Patient Questionnaire responses are less than 100. N/A is shown where the base number of responses is less than 10 during the period. % is calculated as Quantity/Base number*100

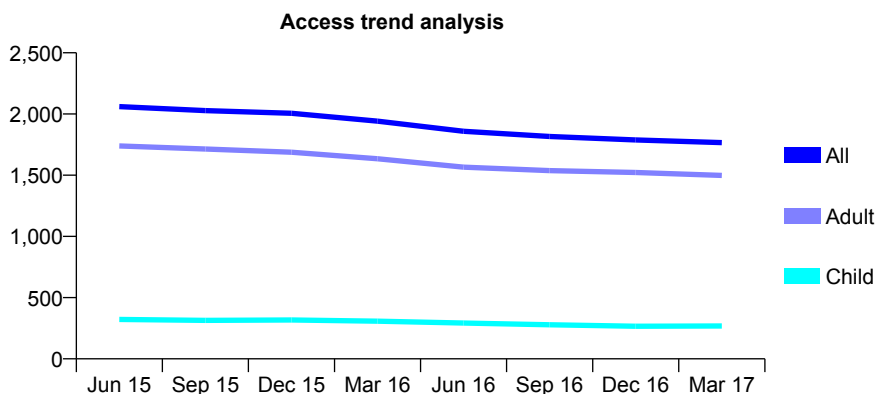
Q49 - Vital Signs At a Glance Contract Report for 716367/0001 - Year end March 2017

Name or company name	MR FM CONCEICA SEQUEIRA
Contract type name	GDS Contract
Purpose of contract	General
Contract start date	01/04/2012
Contract end date	30/04/2017

16/17 Contracted general activity (UDA)	8,000
Carry forward general activity (UDA)	0
16/17 Contracted orthodontic activity (UOA)	0
Carry forward orthodontic activity (UOA)	0
Baseline contract value	£173,205.25

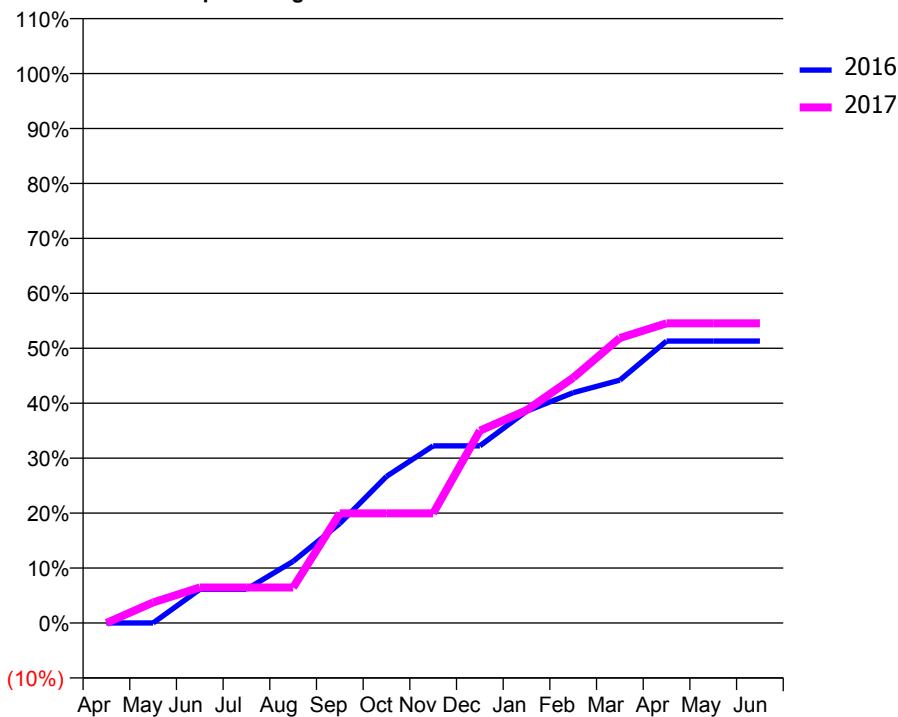
ACCESS*

Patients seen in 24 months	Total	Change since previous quarter
Quarter ending March 2016	1,942	
Quarter ending June 2016	1,859	↓
Quarter ending September 2016	1,816	↓
Quarter ending December 2016	1,788	↓
Quarter ending March 2017	1,766	↓
Variance since March 2016	(9.1%)	↓



ACTIVITY

Cumulative percentage of contracted UDA delivered 2016 & 2017



Adjusted Scheduled Activity (UDA)

Month	2016	2017
April	0	0
May	0	300
June	490	517
July	490	517
August	898	517
September	1,448	1,597
October	2,134	1,597
November	2,579	1,597
December	2,579	2,800
January	3,084	3,097
February	3,353	3,571
March	3,537	4,149
April	4,106	4,362
May	4,106	4,362
June	4,106	4,362

QUALITY

	Quantity	Base Number	Contract	AT	Region	England
% of FP17s for the same patient ID Re-attending within 3 months - Children	19	360	5.3%	11.5%	13.3%	12.3%
% of FP17s for the same patient ID Re-attending within 3 months - Adults	232	2,091	11.1%	15.6%	17.3%	16.7%
% of FP17s for the same patient ID Re-attending between 3 & 9 months - Children	168	360	46.7%	57.3%	58.9%	57.6%
% of FP17s for the same patient ID Re-attending between 3 & 9 months - Adults	815	2,091	39.0%	52.0%	52.2%	50.1%
% of FP17s for Band 1 Urgent Courses	242	2,190	11.1%	8.2%	9.2%	9.1%
% of FP17s Relating to Free Repair or Replacements	9	2,190	0.4%	1.2%	1.0%	0.8%
% of FP17s Relating to Continuations	30	2,190	1.4%	1.6%	1.4%	1.2%
% of Patients satisfied with the dentistry they have received	2	3	N/A	93.3%	93.1%	92.8%
% of Patients satisfied with the time they had to wait for an appointment	1	3	N/A	90.4%	89.5%	88.7%

* This is based on patients treated on this contract for their most recent course of treatment. Figures in italics indicate the base number of FP17s or Patient Questionnaire responses are less than 100. N/A is shown where the base number of responses is less than 10 during the period. % is calculated as Quantity/Base number*100

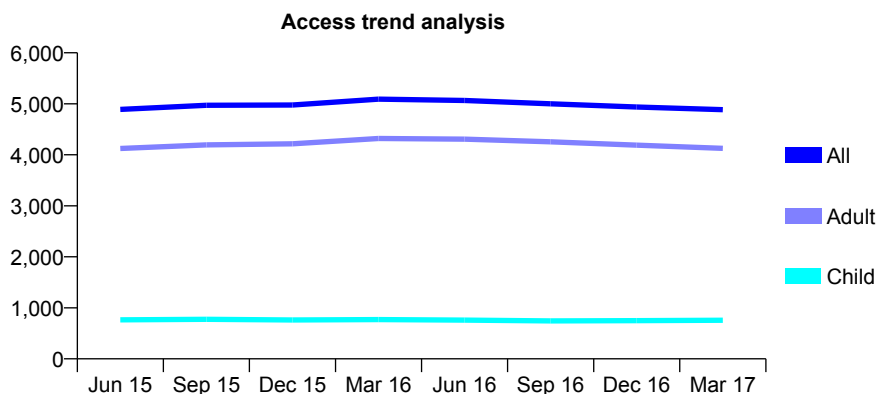
Q49 - Vital Signs At a Glance Contract Report for 724491/0002 - Year end March 2017

Name or company name	MR NP COWELL
Contract type name	GDS Contract
Purpose of contract	General
Contract start date	01/04/2006
Contract end date	

16/17 Contracted general activity (UDA)	15,203
Carry forward general activity (UDA)	0
16/17 Contracted orthodontic activity (UOA)	0
Carry forward orthodontic activity (UOA)	0
Baseline contract value	£359,390.27

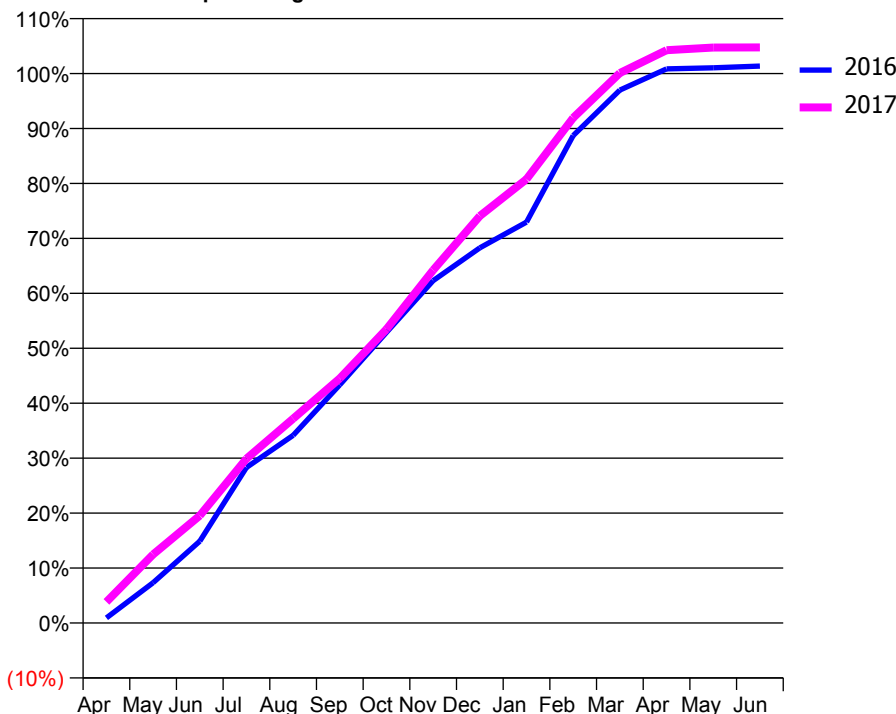
ACCESS*

Patients seen in 24 months	Total	Change since previous quarter
Quarter ending March 2016	5,091	
Quarter ending June 2016	5,065	→
Quarter ending September 2016	5,001	↓
Quarter ending December 2016	4,938	↓
Quarter ending March 2017	4,885	↓
Variance since March 2016	(4.0%)	↓



ACTIVITY

Cumulative percentage of contracted UDA delivered 2016 & 2017



Adjusted Scheduled Activity (UDA)

Month	2016	2017
April	141	585
May	1,115	1,897
June	2,263	2,972
July	4,304	4,546
August	5,194	5,652
September	6,591	6,767
October	8,040	8,130
November	9,473	9,764
December	10,379	11,261
January	11,092	12,279
February	13,485	13,976
March	14,743	15,217
April	15,332	15,848
May	15,362	15,920
June	15,410	15,924

QUALITY

	Quantity	Base Number	Contract	AT	Region	England
% of FP17s for the same patient ID Re-attending within 3 months - Children	81	863	9.4%	11.5%	13.3%	12.3%
% of FP17s for the same patient ID Re-attending within 3 months - Adults	1,535	5,753	26.7%	15.6%	17.3%	16.7%
% of FP17s for the same patient ID Re-attending between 3 & 9 months - Children	278	863	32.2%	57.3%	58.9%	57.6%
% of FP17s for the same patient ID Re-attending between 3 & 9 months - Adults	1,931	5,753	33.6%	52.0%	52.2%	50.1%
% of FP17s for Band 1 Urgent Courses	1,071	6,615	16.2%	8.2%	9.2%	9.1%
% of FP17s Relating to Free Repair or Replacements	309	6,615	4.7%	1.2%	1.0%	0.8%
% of FP17s Relating to Continuations	304	6,615	4.6%	1.6%	1.4%	1.2%
% of Patients satisfied with the dentistry they have received	10	11	90.9%	93.3%	93.1%	92.8%
% of Patients satisfied with the time they had to wait for an appointment	9	11	81.8%	90.4%	89.5%	88.7%

* This is based on patients treated on this contract for their most recent course of treatment. Figures in italics indicate the base number of FP17s or Patient Questionnaire responses are less than 100. N/A is shown where the base number of responses is less than 10 during the period. % is calculated as Quantity/Base number*100

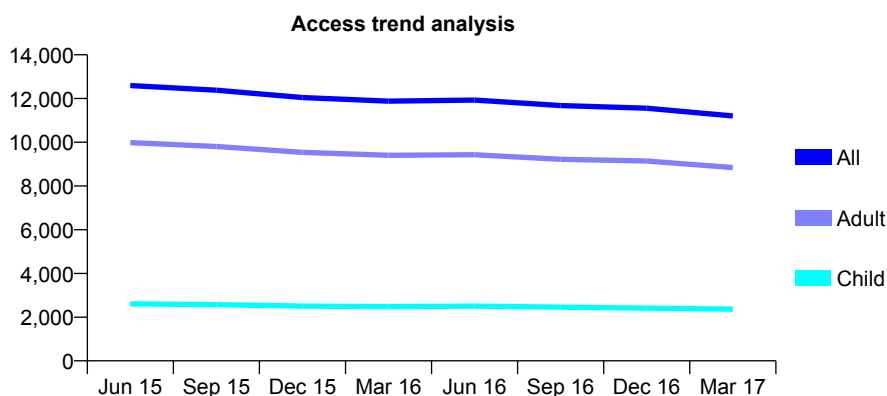
Q49 - Vital Signs At a Glance Contract Report for 724491/0003 - Year end March 2017

Name or company name	Cavendish Dental Practice
Contract type name	GDS Contract
Purpose of contract	General
Contract start date	01/04/2006
Contract end date	

16/17 Contracted general activity (UDA)	33,996
Carry forward general activity (UDA)	-205
16/17 Contracted orthodontic activity (UOA)	0
Carry forward orthodontic activity (UOA)	0
Baseline contract value	£815,934.12

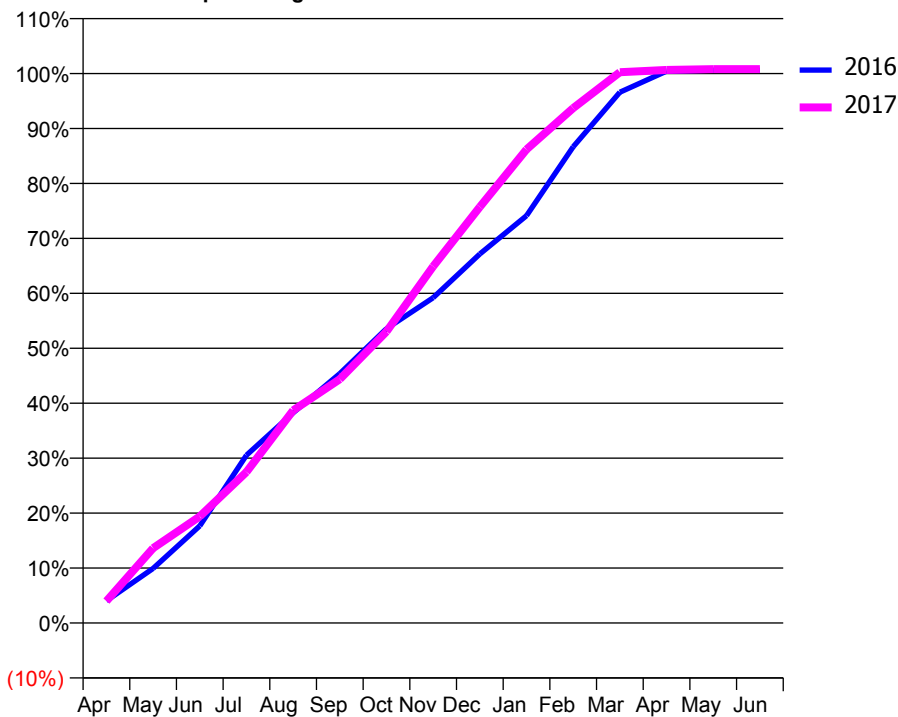
ACCESS*

Patients seen in 24 months	Total	Change since previous quarter
Quarter ending March 2016	11,878	
Quarter ending June 2016	11,930	→
Quarter ending September 2016	11,676	↓
Quarter ending December 2016	11,557	↓
Quarter ending March 2017	11,205	↓
Variance since March 2016	(5.7%)	↓



ACTIVITY

Cumulative percentage of contracted UDA delivered 2016 & 2017



Month	Adjusted Scheduled Activity (UDA)	
	2016	2017
April	1,375	1,360
May	3,380	4,631
June	6,011	6,598
July	10,379	9,345
August	13,009	13,153
September	15,428	15,081
October	18,208	18,027
November	20,122	22,065
December	22,834	25,741
January	25,202	29,298
February	29,461	31,854
March	32,835	34,074
April	34,145	34,215
May	34,201	34,264
June	34,201	34,262

QUALITY

	Quantity	Base Number	Contract	AT	Region	England
% of FP17s for the same patient ID Re-attending within 3 months - Children	408	3,122	13.1%	11.5%	13.3%	12.3%
% of FP17s for the same patient ID Re-attending within 3 months - Adults	2,835	11,622	24.4%	15.6%	17.3%	16.7%
% of FP17s for the same patient ID Re-attending between 3 & 9 months - Children	1,150	3,122	36.8%	57.3%	58.9%	57.6%
% of FP17s for the same patient ID Re-attending between 3 & 9 months - Adults	4,113	11,622	35.4%	52.0%	52.2%	50.1%
% of FP17s for Band 1 Urgent Courses	2,163	14,231	15.2%	8.2%	9.2%	9.1%
% of FP17s Relating to Free Repair or Replacements	336	14,231	2.4%	1.2%	1.0%	0.8%
% of FP17s Relating to Continuations	396	14,231	2.8%	1.6%	1.4%	1.2%
% of Patients satisfied with the dentistry they have received	9	10	90.0%	93.3%	93.1%	92.8%
% of Patients satisfied with the time they had to wait for an appointment	10	10	100.0%	90.4%	89.5%	88.7%

* This is based on patients treated on this contract for their most recent course of treatment. Figures in italics indicate the base number of FP17s or Patient Questionnaire responses are less than 100. N/A is shown where the base number of responses is less than 10 during the period. % is calculated as Quantity/Base number*100

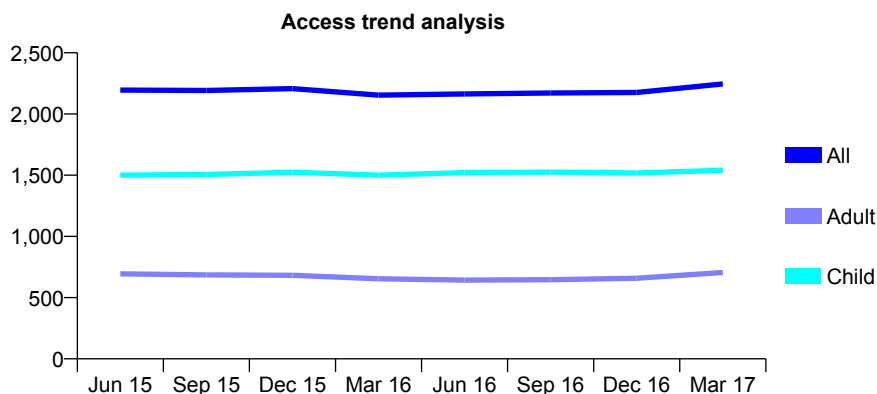
Q49 - Vital Signs At a Glance Contract Report for 729086/0001 - Year end March 2017

Name or company name	Fir Tree Dental Practice
Contract type name	GDS Contract
Purpose of contract	General and Orthodontic
Contract start date	01/04/2006
Contract end date	

16/17 Contracted general activity (UDA)	5,518
Carry forward general activity (UDA)	0
16/17 Contracted orthodontic activity (UOA)	0
Carry forward orthodontic activity (UOA)	0
Baseline contract value	£132,006.62

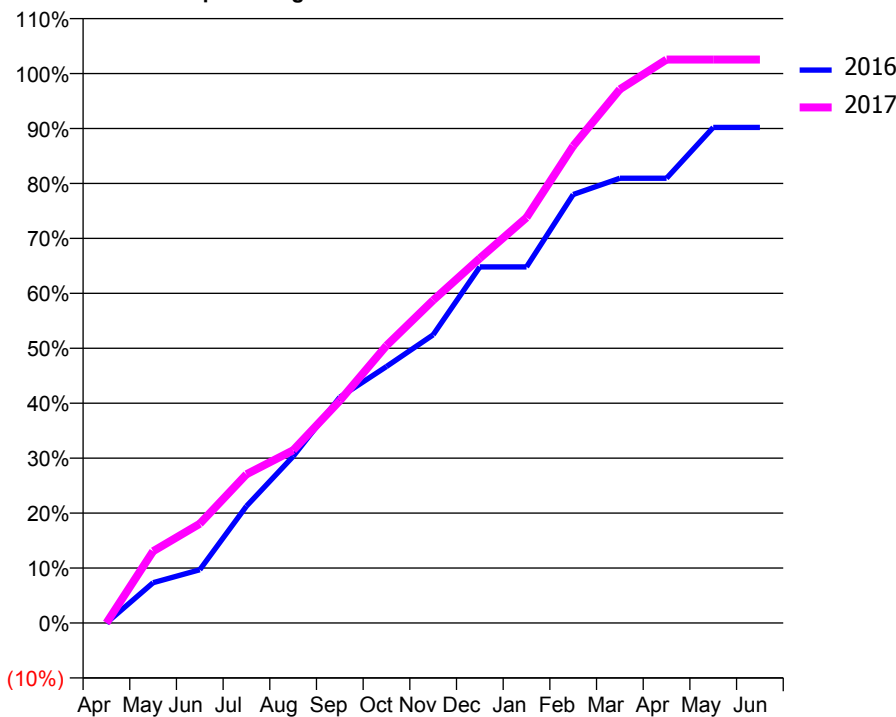
ACCESS*

Patients seen in 24 months	Total	Change since previous quarter
Quarter ending March 2016	2,154	
Quarter ending June 2016	2,164	→
Quarter ending September 2016	2,172	→
Quarter ending December 2016	2,176	→
Quarter ending March 2017	2,246	↑
Variance since March 2016	4.3%	↑



ACTIVITY

Cumulative percentage of contracted UDA delivered 2016 & 2017



Month	Adjusted Scheduled Activity (UDA)	
	2016	2017
April	0	0
May	450	721
June	594	996
July	1,301	1,494
August	1,855	1,735
September	2,514	2,233
October	2,855	2,785
November	3,210	3,241
December	3,965	3,663
January	3,965	4,071
February	4,771	4,791
March	4,953	5,359
April	4,953	5,658
May	5,517	5,658
June	5,518	5,659

QUALITY

	Quantity	Base Number	Contract	AT	Region	England
% of FP17s for the same patient ID Re-attending within 3 months - Children	358	3,033	11.8%	11.5%	13.3%	12.3%
% of FP17s for the same patient ID Re-attending within 3 months - Adults	168	897	18.7%	15.6%	17.3%	16.7%
% of FP17s for the same patient ID Re-attending between 3 & 9 months - Children	2,102	3,033	69.3%	57.3%	58.9%	57.6%
% of FP17s for the same patient ID Re-attending between 3 & 9 months - Adults	436	897	48.6%	52.0%	52.2%	50.1%
% of FP17s for Band 1 Urgent Courses	258	3,718	6.9%	8.2%	9.2%	9.1%
% of FP17s Relating to Free Repair or Replacements	0	3,718	0.0%	1.2%	1.0%	0.8%
% of FP17s Relating to Continuations	7	3,718	0.2%	1.6%	1.4%	1.2%
% of Patients satisfied with the dentistry they have received	1	1	N/A	93.3%	93.1%	92.8%
% of Patients satisfied with the time they had to wait for an appointment	1	1	N/A	90.4%	89.5%	88.7%

* This is based on patients treated on this contract for their most recent course of treatment. Figures in italics indicate the base number of FP17s or Patient Questionnaire responses are less than 100. N/A is shown where the base number of responses is less than 10 during the period. % is calculated as Quantity/Base number*100

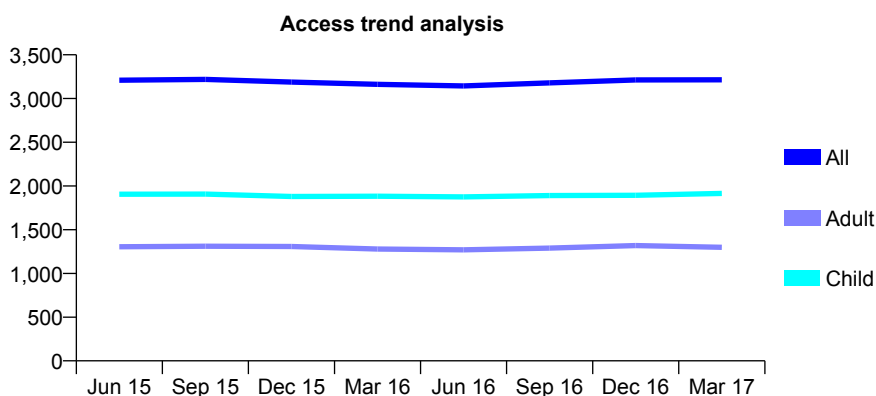
Q49 - Vital Signs At a Glance Contract Report for 729566/0001 - Year end March 2017

Name or company name	MR IF DAVIDSON
Contract type name	GDS Contract
Purpose of contract	General and Orthodontic
Contract start date	01/04/2006
Contract end date	

16/17 Contracted general activity (UDA)	8,708
Carry forward general activity (UDA)	0
16/17 Contracted orthodontic activity (UOA)	231
Carry forward orthodontic activity (UOA)	0
Baseline contract value	£227,455.66

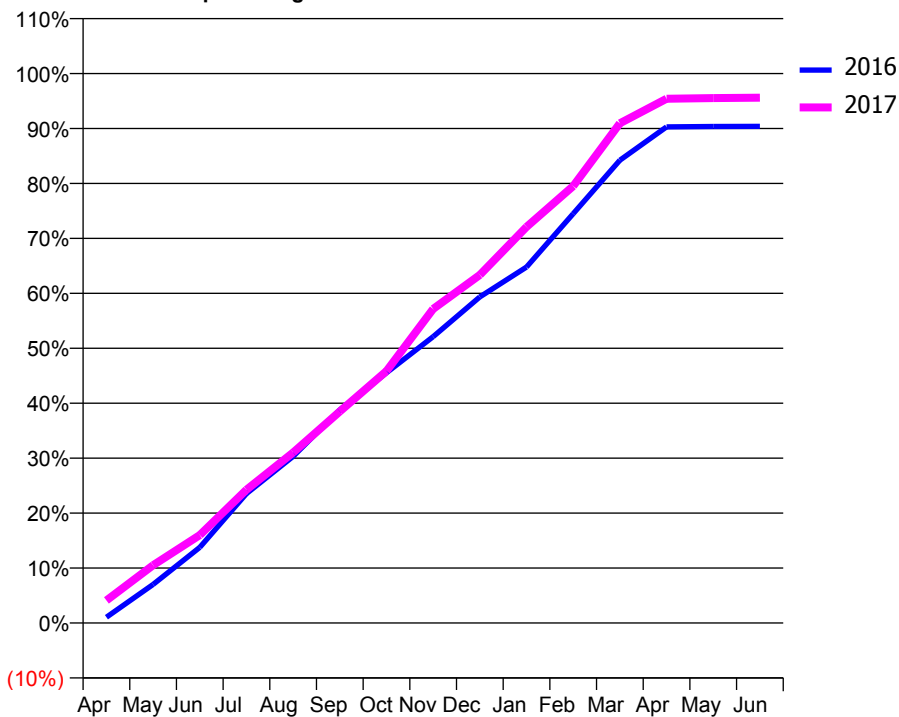
ACCESS*

Patients seen in 24 months	Total	Change since previous quarter
Quarter ending March 2016	3,162	
Quarter ending June 2016	3,144	→
Quarter ending September 2016	3,179	→
Quarter ending December 2016	3,213	→
Quarter ending March 2017	3,214	→
Variance since March 2016	1.6%	→



ACTIVITY

Cumulative percentage of contracted UDA delivered 2016 & 2017



Month	Adjusted Scheduled Activity (UDA)	
	2016	2017
April	91	358
May	613	916
June	1,199	1,395
July	2,051	2,112
August	2,640	2,703
September	3,378	3,352
October	3,966	3,993
November	4,539	4,978
December	5,168	5,517
January	5,641	6,276
February	6,486	6,924
March	7,333	7,919
April	7,862	8,307
May	7,869	8,319
June	7,871	8,325

QUALITY

	Quantity	Base Number	Contract	AT	Region	England
% of FP17s for the same patient ID Re-attending within 3 months - Children	316	3,140	10.1%	11.5%	13.3%	12.3%
% of FP17s for the same patient ID Re-attending within 3 months - Adults	198	1,613	12.3%	15.6%	17.3%	16.7%
% of FP17s for the same patient ID Re-attending between 3 & 9 months - Children	2,020	3,140	64.3%	57.3%	58.9%	57.6%
% of FP17s for the same patient ID Re-attending between 3 & 9 months - Adults	947	1,613	58.7%	52.0%	52.2%	50.1%
% of FP17s for Band 1 Urgent Courses	163	4,639	3.5%	8.2%	9.2%	9.1%
% of FP17s Relating to Free Repair or Replacements	0	4,639	0.0%	1.2%	1.0%	0.8%
% of FP17s Relating to Continuations	8	4,639	0.2%	1.6%	1.4%	1.2%
% of Patients satisfied with the dentistry they have received	3	4	N/A	93.3%	93.1%	92.8%
% of Patients satisfied with the time they had to wait for an appointment	3	4	N/A	90.4%	89.5%	88.7%

* This is based on patients treated on this contract for their most recent course of treatment. Figures in italics indicate the base number of FP17s or Patient Questionnaire responses are less than 100. N/A is shown where the base number of responses is less than 10 during the period. % is calculated as Quantity/Base number*100

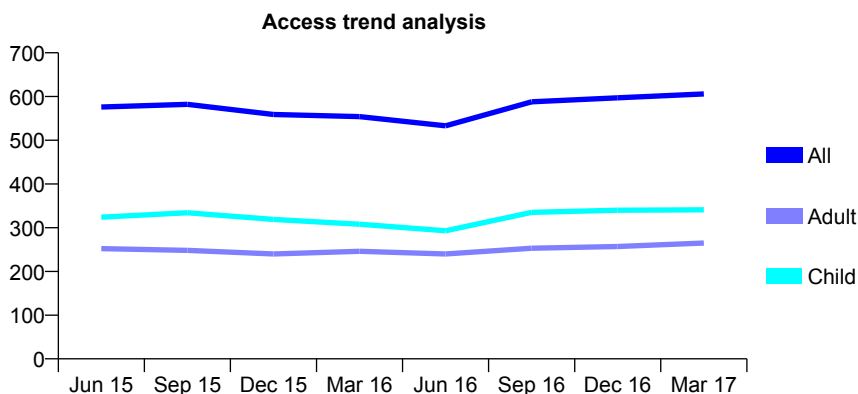
Q49 - Vital Signs At a Glance Contract Report for 730661/0001 - Year end March 2017

Name or company name	MR PH COULTHARD
Contract type name	GDS Contract
Purpose of contract	General
Contract start date	01/04/2006
Contract end date	

16/17 Contracted general activity (UDA)	1,280
Carry forward general activity (UDA)	0
16/17 Contracted orthodontic activity (UOA)	0
Carry forward orthodontic activity (UOA)	0
Baseline contract value	£30,383.94

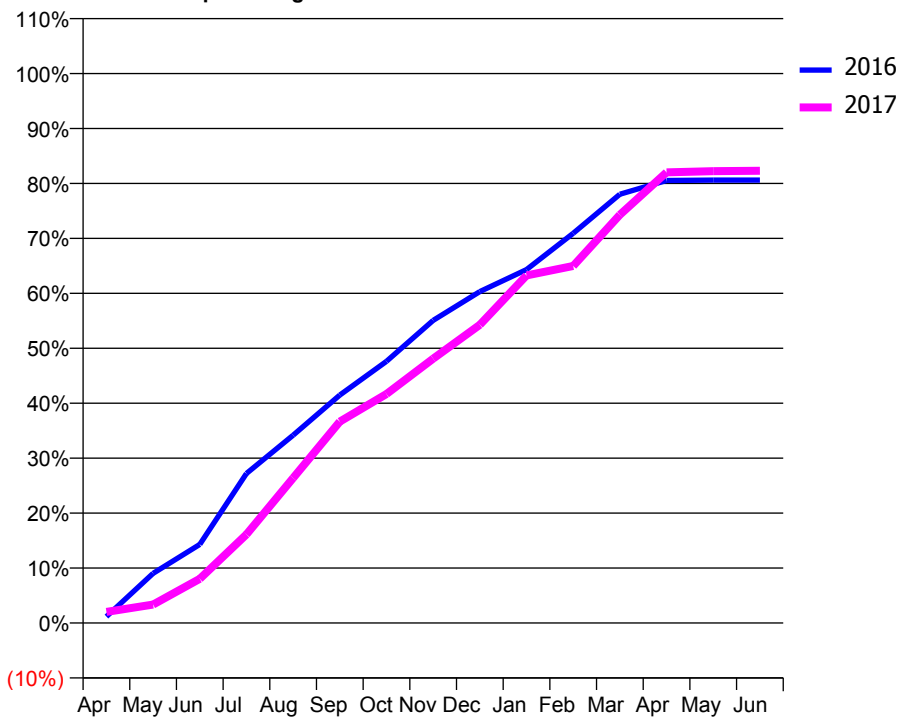
ACCESS*

Patients seen in 24 months	Total	Change since previous quarter
Quarter ending March 2016	554	
Quarter ending June 2016	533	↓
Quarter ending September 2016	588	↑
Quarter ending December 2016	597	→
Quarter ending March 2017	606	→
Variance since March 2016	9.4%	↑



ACTIVITY

Cumulative percentage of contracted UDA delivered 2016 & 2017



Adjusted Scheduled Activity (UDA)

Month	2016	2017
April	15	26
May	116	43
June	183	103
July	348	206
August	438	338
September	531	469
October	610	534
November	705	616
December	772	695
January	823	810
February	908	832
March	999	951
April	1,031	1,050
May	1,032	1,053
June	1,032	1,054

QUALITY

	Quantity	Base Number	Contract	AT	Region	England
% of FP17s for the same patient ID Re-attending within 3 months - Children	42	551	7.6%	11.5%	13.3%	12.3%
% of FP17s for the same patient ID Re-attending within 3 months - Adults	17	259	6.6%	15.6%	17.3%	16.7%
% of FP17s for the same patient ID Re-attending between 3 & 9 months - Children	296	551	53.7%	57.3%	58.9%	57.6%
% of FP17s for the same patient ID Re-attending between 3 & 9 months - Adults	131	259	50.6%	52.0%	52.2%	50.1%
% of FP17s for Band 1 Urgent Courses	23	796	2.9%	8.2%	9.2%	9.1%
% of FP17s Relating to Free Repair or Replacements	2	796	0.3%	1.2%	1.0%	0.8%
% of FP17s Relating to Continuations	2	796	0.3%	1.6%	1.4%	1.2%
% of Patients satisfied with the dentistry they have received	0	1	N/A	93.3%	93.1%	92.8%
% of Patients satisfied with the time they had to wait for an appointment	1	1	N/A	90.4%	89.5%	88.7%

* This is based on patients treated on this contract for their most recent course of treatment. Figures in italics indicate the base number of FP17s or Patient Questionnaire responses are less than 100. N/A is shown where the base number of responses is less than 10 during the period. % is calculated as Quantity/Base number*100

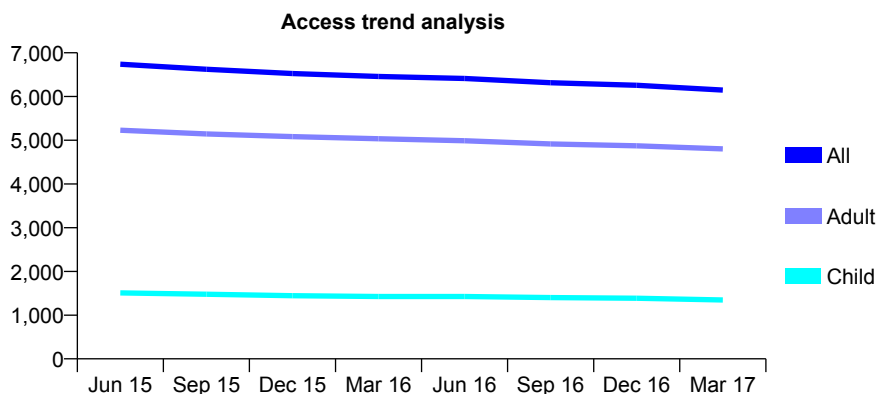
Q49 - Vital Signs At a Glance Contract Report for 730696/0001 - Year end March 2017

Name or company name	Pearsons Dental Practice Partnership
Contract type name	GDS Contract
Purpose of contract	General and Orthodontic
Contract start date	01/04/2006
Contract end date	

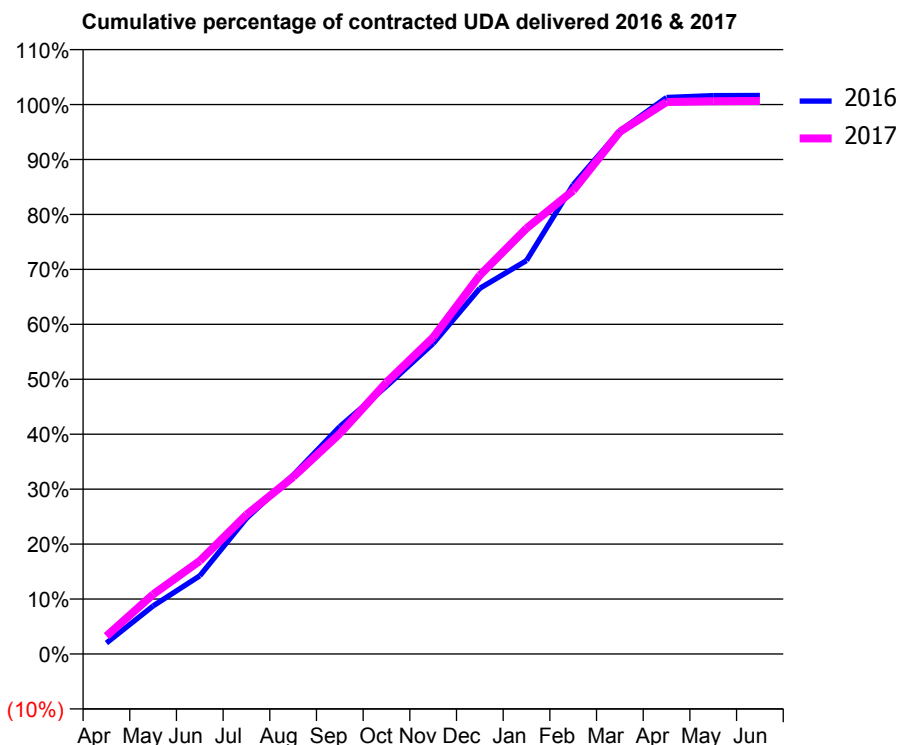
16/17 Contracted general activity (UDA)	18,500
Carry forward general activity (UDA)	-306
16/17 Contracted orthodontic activity (UOA)	205
Carry forward orthodontic activity (UOA)	-3
Baseline contract value	£467,404.12

ACCESS*

Patients seen in 24 months	Total	Change since previous quarter
Quarter ending March 2016	6,460	
Quarter ending June 2016	6,413	→
Quarter ending September 2016	6,315	↓
Quarter ending December 2016	6,257	→
Quarter ending March 2017	6,148	↓
Variance since March 2016	(4.8%)	↓



ACTIVITY



Month	Adjusted Scheduled Activity (UDA)	
	2016	2017
April	370	604
May	1,617	2,009
June	2,634	3,138
July	4,567	4,687
August	6,022	5,960
September	7,657	7,419
October	9,018	9,146
November	10,454	10,661
December	12,311	12,752
January	13,247	14,331
February	15,799	15,604
March	17,614	17,581
April	18,735	18,585
May	18,800	18,611
June	18,806	18,620

QUALITY

	Quantity	Base Number	Contract	AT	Region	England
% of FP17s for the same patient ID Re-attending within 3 months - Children	127	2,161	5.9%	11.5%	13.3%	12.3%
% of FP17s for the same patient ID Re-attending within 3 months - Adults	1,245	8,466	14.7%	15.6%	17.3%	16.7%
% of FP17s for the same patient ID Re-attending between 3 & 9 months - Children	1,449	2,161	67.1%	57.3%	58.9%	57.6%
% of FP17s for the same patient ID Re-attending between 3 & 9 months - Adults	5,884	8,466	69.5%	52.0%	52.2%	50.1%
% of FP17s for Band 1 Urgent Courses	320	10,592	3.0%	8.2%	9.2%	9.1%
% of FP17s Relating to Free Repair or Replacements	143	10,592	1.4%	1.2%	1.0%	0.8%
% of FP17s Relating to Continuations	218	10,592	2.1%	1.6%	1.4%	1.2%
% of Patients satisfied with the dentistry they have received	28	31	90.3%	93.3%	93.1%	92.8%
% of Patients satisfied with the time they had to wait for an appointment	27	31	87.1%	90.4%	89.5%	88.7%

* This is based on patients treated on this contract for their most recent course of treatment. Figures in italics indicate the base number of FP17s or Patient Questionnaire responses are less than 100. N/A is shown where the base number of responses is less than 10 during the period. % is calculated as Quantity/Base number*100

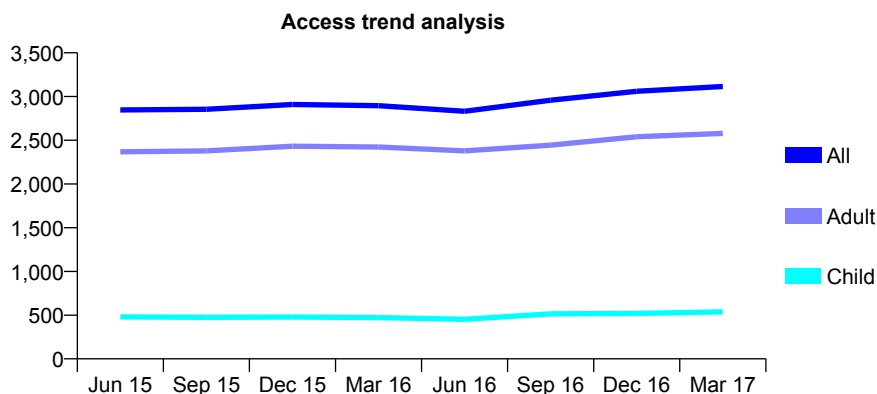
Q49 - Vital Signs At a Glance Contract Report for 736473/0001 - Year end March 2017

Name or company name	Westmount Dental Surgery Jarrow
Contract type name	GDS Contract
Purpose of contract	General and Orthodontic
Contract start date	01/04/2006
Contract end date	

16/17 Contracted general activity (UDA)	10,929
Carry forward general activity (UDA)	0
16/17 Contracted orthodontic activity (UOA)	0
Carry forward orthodontic activity (UOA)	0
Baseline contract value	£347,764.74

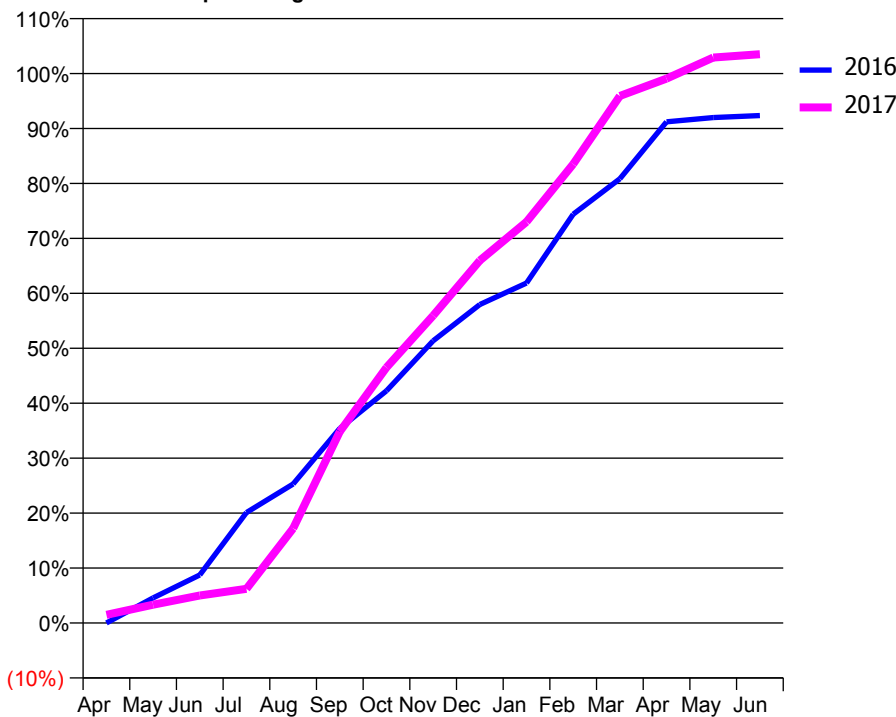
ACCESS*

Patients seen in 24 months	Total	Change since previous quarter
Quarter ending March 2016	2,895	
Quarter ending June 2016	2,831	↓
Quarter ending September 2016	2,958	↑
Quarter ending December 2016	3,060	↑
Quarter ending March 2017	3,115	→
Variance since March 2016	7.6%	↑



ACTIVITY

Cumulative percentage of contracted UDA delivered 2016 & 2017



Adjusted Scheduled Activity (UDA)

Month	2016	2017
April	0	164
May	501	363
June	957	547
July	2,197	681
August	2,765	1,881
September	3,871	3,807
October	4,618	5,082
November	5,612	6,114
December	6,335	7,209
January	6,761	7,980
February	8,131	9,128
March	8,837	10,483
April	9,967	10,828
May	10,052	11,247
June	10,092	11,312

QUALITY

	Quantity	Base Number	Contract	AT	Region	England
% of FP17s for the same patient ID Re-attending within 3 months - Children	108	707	15.3%	11.5%	13.3%	12.3%
% of FP17s for the same patient ID Re-attending within 3 months - Adults	670	3,323	20.2%	15.6%	17.3%	16.7%
% of FP17s for the same patient ID Re-attending between 3 & 9 months - Children	223	707	31.5%	57.3%	58.9%	57.6%
% of FP17s for the same patient ID Re-attending between 3 & 9 months - Adults	1,253	3,323	37.7%	52.0%	52.2%	50.1%
% of FP17s for Band 1 Urgent Courses	538	3,903	13.8%	8.2%	9.2%	9.1%
% of FP17s Relating to Free Repair or Replacements	107	3,903	2.7%	1.2%	1.0%	0.8%
% of FP17s Relating to Continuations	86	3,903	2.2%	1.6%	1.4%	1.2%
% of Patients satisfied with the dentistry they have received	6	7	N/A	93.3%	93.1%	92.8%
% of Patients satisfied with the time they had to wait for an appointment	7	7	N/A	90.4%	89.5%	88.7%

* This is based on patients treated on this contract for their most recent course of treatment. Figures in italics indicate the base number of FP17s or Patient Questionnaire responses are less than 100. N/A is shown where the base number of responses is less than 10 during the period. % is calculated as Quantity/Base number*100

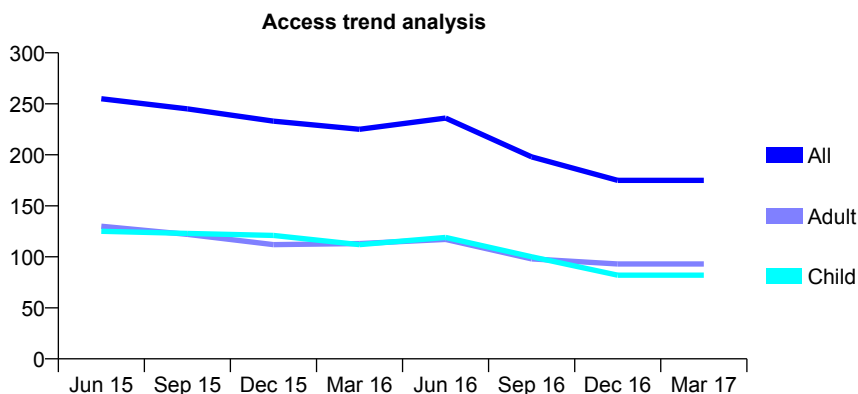
Q49 - Vital Signs At a Glance Contract Report for 737798/0001 - Year end March 2017

Name or company name	MR AR GREENWOOD
Contract type name	GDS Contract
Purpose of contract	General
Contract start date	01/04/2006
Contract end date	

16/17 Contracted general activity (UDA)	1,031
Carry forward general activity (UDA)	0
16/17 Contracted orthodontic activity (UOA)	0
Carry forward orthodontic activity (UOA)	0
Baseline contract value	£25,200.37

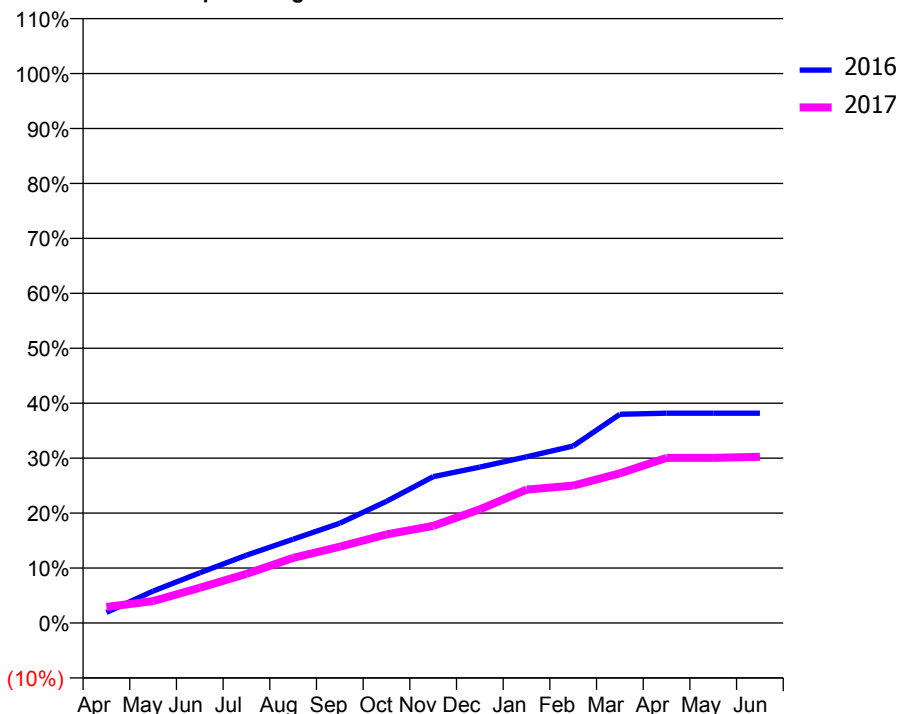
ACCESS*

Patients seen in 24 months	Total	Change since previous quarter
Quarter ending March 2016	225	
Quarter ending June 2016	236	↑
Quarter ending September 2016	198	↓
Quarter ending December 2016	175	↓
Quarter ending March 2017	175	→
Variance since March 2016	(22.2%)	↓



ACTIVITY

Cumulative percentage of contracted UDA delivered 2016 & 2017



Adjusted Scheduled Activity (UDA)

Month	2016	2017
April	20	30
May	60	41
June	94	66
July	127	92
August	157	122
September	187	143
October	228	166
November	275	182
December	293	213
January	312	250
February	332	258
March	392	281
April	394	310
May	394	310
June	394	312

QUALITY

	Quantity	Base Number	Contract	AT	Region	England
% of FP17s for the same patient ID Re-attending within 3 months - Children	4	121	3.3%	11.5%	13.3%	12.3%
% of FP17s for the same patient ID Re-attending within 3 months - Adults	3	81	3.7%	15.6%	17.3%	16.7%
% of FP17s for the same patient ID Re-attending between 3 & 9 months - Children	63	121	52.1%	57.3%	58.9%	57.6%
% of FP17s for the same patient ID Re-attending between 3 & 9 months - Adults	40	81	49.4%	52.0%	52.2%	50.1%
% of FP17s for Band 1 Urgent Courses	4	224	1.8%	8.2%	9.2%	9.1%
% of FP17s Relating to Free Repair or Replacements	0	224	0.0%	1.2%	1.0%	0.8%
% of FP17s Relating to Continuations	0	224	0.0%	1.6%	1.4%	1.2%
% of Patients satisfied with the dentistry they have received	0	0	N/A	93.3%	93.1%	92.8%
% of Patients satisfied with the time they had to wait for an appointment	0	0	N/A	90.4%	89.5%	88.7%

* This is based on patients treated on this contract for their most recent course of treatment. Figures in italics indicate the base number of FP17s or Patient Questionnaire responses are less than 100. N/A is shown where the base number of responses is less than 10 during the period. % is calculated as Quantity/Base number*100

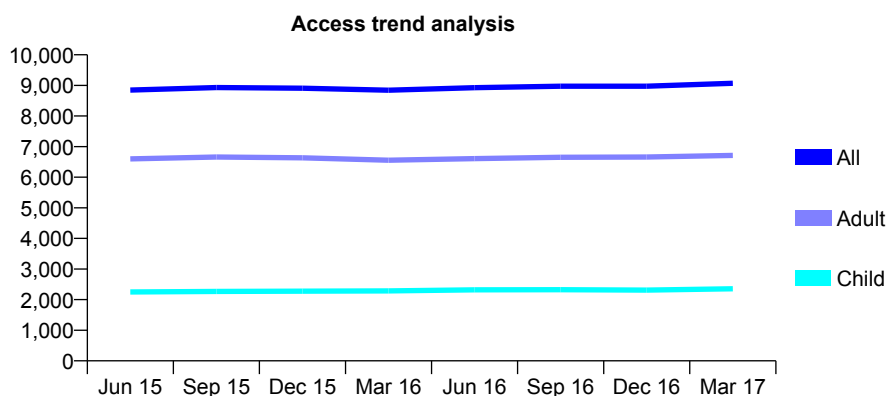
Q49 - Vital Signs At a Glance Contract Report for 737917/0001 - Year end March 2017

Name or company name	MR DS SOMAL
Contract type name	GDS Contract
Purpose of contract	General
Contract start date	01/04/2006
Contract end date	

16/17 Contracted general activity (UDA)	19,383
Carry forward general activity (UDA)	335
16/17 Contracted orthodontic activity (UOA)	0
Carry forward orthodontic activity (UOA)	0
Baseline contract value	£584,528.39

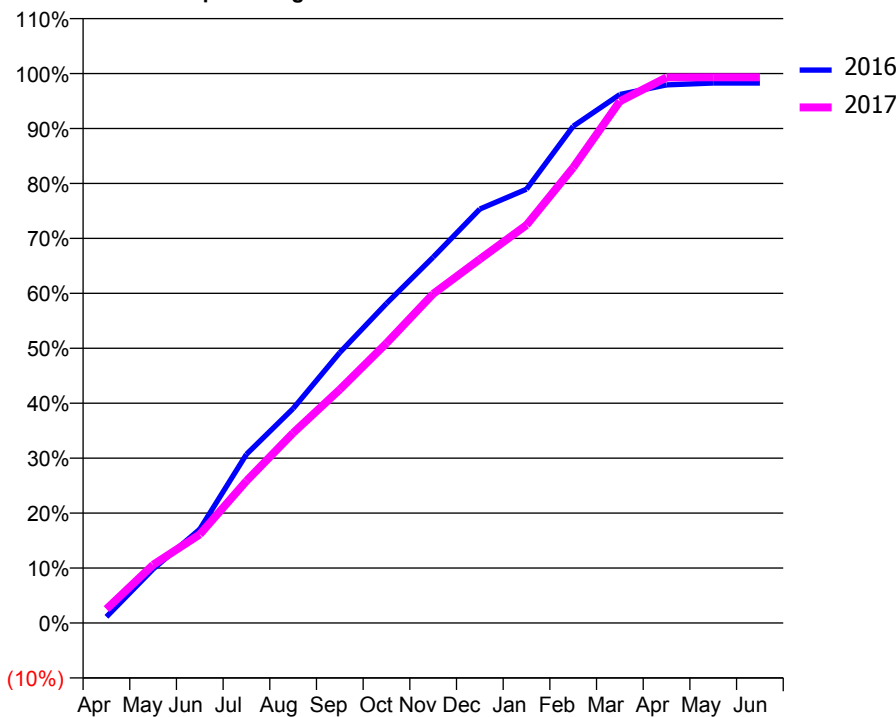
ACCESS*

Patients seen in 24 months	Total	Change since previous quarter
Quarter ending March 2016	8,842	
Quarter ending June 2016	8,927	→
Quarter ending September 2016	8,974	→
Quarter ending December 2016	8,973	→
Quarter ending March 2017	9,068	→
Variance since March 2016	2.6%	↑



ACTIVITY

Cumulative percentage of contracted UDA delivered 2016 & 2017



Month	Adjusted Scheduled Activity (UDA)	
	2016	2017
April	218	489
May	1,901	2,054
June	3,307	3,125
July	5,952	5,013
August	7,567	6,703
September	9,539	8,241
October	11,271	9,872
November	12,903	11,610
December	14,603	12,834
January	15,305	14,039
February	17,522	16,067
March	18,644	18,403
April	18,982	19,245
May	19,048	19,248
June	19,048	19,248

QUALITY

	Quantity	Base Number	Contract	AT	Region	England
% of FP17s for the same patient ID Re-attending within 3 months - Children	227	3,402	6.7%	11.5%	13.3%	12.3%
% of FP17s for the same patient ID Re-attending within 3 months - Adults	1,098	8,107	13.5%	15.6%	17.3%	16.7%
% of FP17s for the same patient ID Re-attending between 3 & 9 months - Children	1,908	3,402	56.1%	57.3%	58.9%	57.6%
% of FP17s for the same patient ID Re-attending between 3 & 9 months - Adults	3,300	8,107	40.7%	52.0%	52.2%	50.1%
% of FP17s for Band 1 Urgent Courses	1,326	11,010	12.0%	8.2%	9.2%	9.1%
% of FP17s Relating to Free Repair or Replacements	70	11,010	0.6%	1.2%	1.0%	0.8%
% of FP17s Relating to Continuations	47	11,010	0.4%	1.6%	1.4%	1.2%
% of Patients satisfied with the dentistry they have received	21	21	100.0%	93.3%	93.1%	92.8%
% of Patients satisfied with the time they had to wait for an appointment	20	21	95.2%	90.4%	89.5%	88.7%

* This is based on patients treated on this contract for their most recent course of treatment. Figures in italics indicate the base number of FP17s or Patient Questionnaire responses are less than 100. N/A is shown where the base number of responses is less than 10 during the period. % is calculated as Quantity/Base number*100

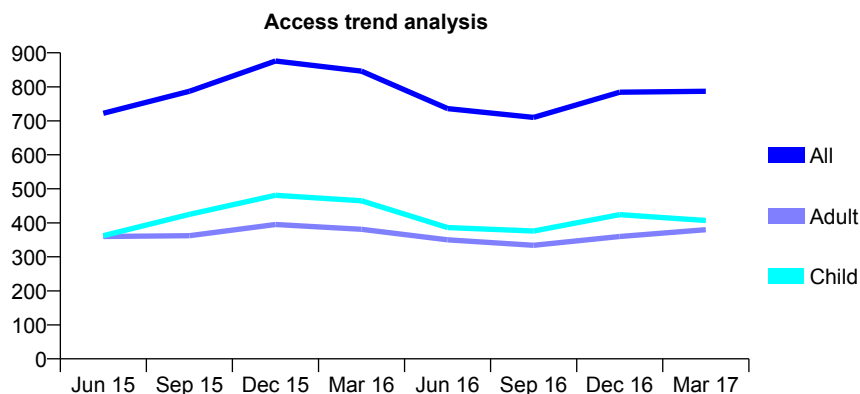
Q49 - Vital Signs At a Glance Contract Report for 740950/0001 - Year end March 2017

Name or company name	MR PN JACKSON
Contract type name	GDS Contract
Purpose of contract	General
Contract start date	01/04/2006
Contract end date	

16/17 Contracted general activity (UDA)	1,932
Carry forward general activity (UDA)	-38
16/17 Contracted orthodontic activity (UOA)	0
Carry forward orthodontic activity (UOA)	0
Baseline contract value	£47,916.68

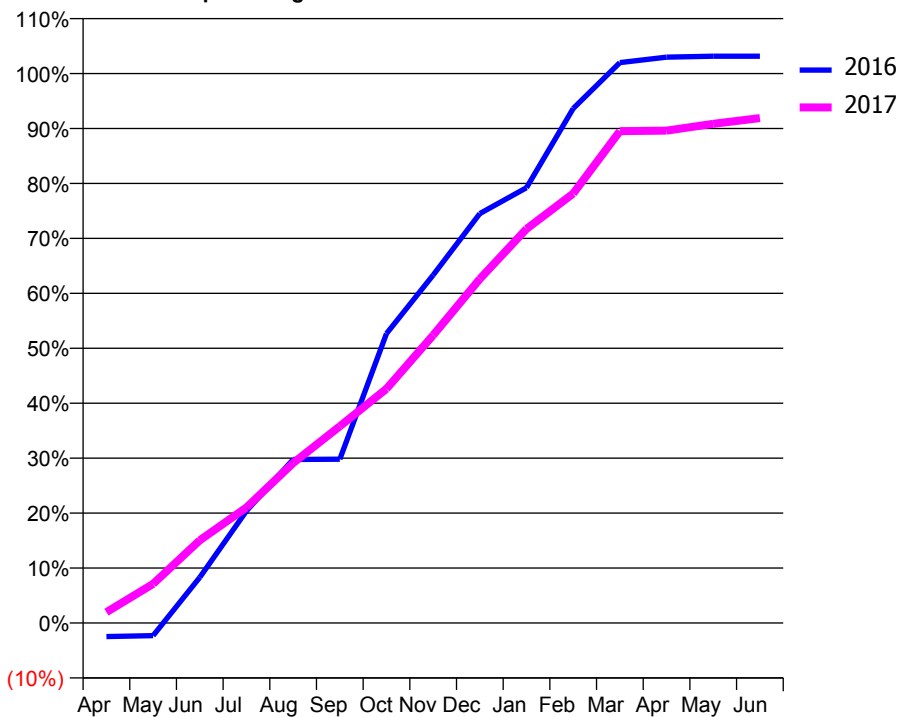
ACCESS*

Patients seen in 24 months	Total	Change since previous quarter
Quarter ending March 2016	846	
Quarter ending June 2016	736	↓
Quarter ending September 2016	710	↓
Quarter ending December 2016	784	↑
Quarter ending March 2017	787	→
Variance since March 2016	(7.0%)	↓



ACTIVITY

Cumulative percentage of contracted UDA delivered 2016 & 2017



Adjusted Scheduled Activity (UDA)

Month	2016	2017
April	-48	38
May	-45	138
June	161	291
July	394	406
August	575	562
September	576	692
October	1,018	823
November	1,223	1,012
December	1,439	1,210
January	1,530	1,386
February	1,809	1,510
March	1,970	1,729
April	1,990	1,731
May	1,993	1,755
June	1,993	1,775

QUALITY

	Quantity	Base Number	Contract	AT	Region	England
% of FP17s for the same patient ID Re-attending within 3 months - Children	10	536	1.9%	11.5%	13.3%	12.3%
% of FP17s for the same patient ID Re-attending within 3 months - Adults	25	426	5.9%	15.6%	17.3%	16.7%
% of FP17s for the same patient ID Re-attending between 3 & 9 months - Children	245	536	45.7%	57.3%	58.9%	57.6%
% of FP17s for the same patient ID Re-attending between 3 & 9 months - Adults	116	426	27.2%	52.0%	52.2%	50.1%
% of FP17s for Band 1 Urgent Courses	54	958	5.6%	8.2%	9.2%	9.1%
% of FP17s Relating to Free Repair or Replacements	4	958	0.4%	1.2%	1.0%	0.8%
% of FP17s Relating to Continuations	0	958	0.0%	1.6%	1.4%	1.2%
% of Patients satisfied with the dentistry they have received	2	2	N/A	93.3%	93.1%	92.8%
% of Patients satisfied with the time they had to wait for an appointment	2	2	N/A	90.4%	89.5%	88.7%

* This is based on patients treated on this contract for their most recent course of treatment. Figures in italics indicate the base number of FP17s or Patient Questionnaire responses are less than 100. N/A is shown where the base number of responses is less than 10 during the period. % is calculated as Quantity/Base number*100

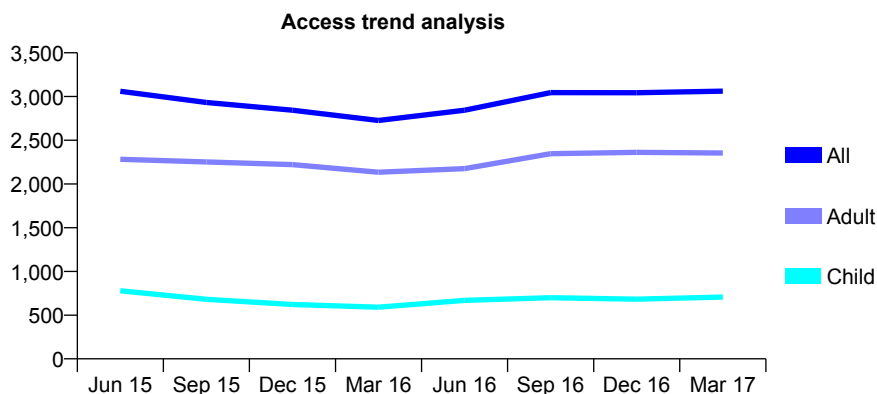
Q49 - Vital Signs At a Glance Contract Report for 740950/0002 - Year end March 2017

Name or company name	MR PN JACKSON
Contract type name	GDS Contract
Purpose of contract	General
Contract start date	01/04/2006
Contract end date	

16/17 Contracted general activity (UDA)	13,302
Carry forward general activity (UDA)	0
16/17 Contracted orthodontic activity (UOA)	0
Carry forward orthodontic activity (UOA)	0
Baseline contract value	£311,643.42

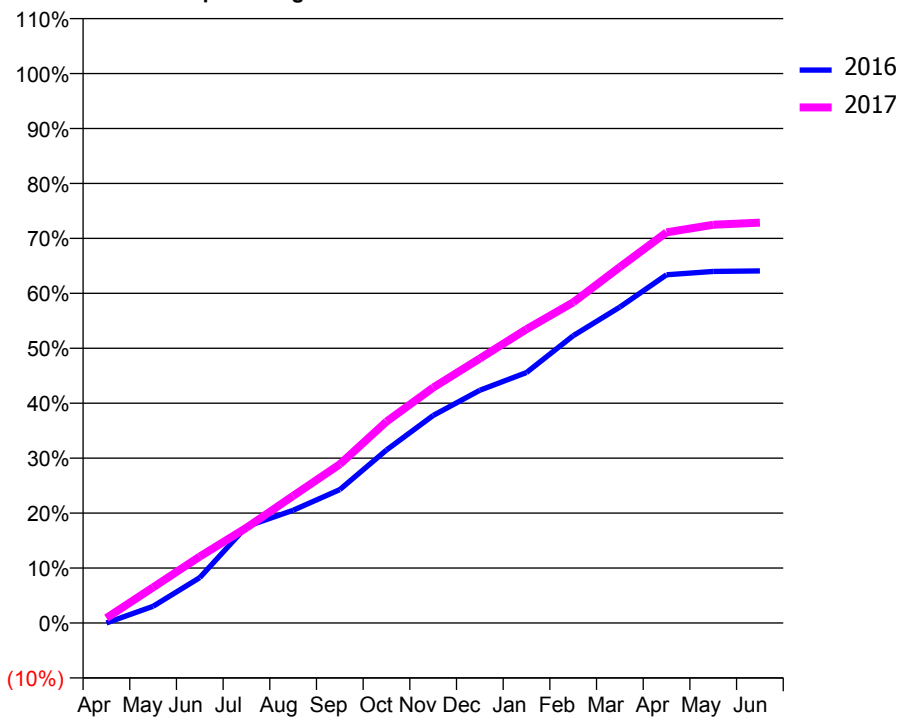
ACCESS*

Patients seen in 24 months	Total	Change since previous quarter
Quarter ending March 2016	2,726	
Quarter ending June 2016	2,844	↑
Quarter ending September 2016	3,045	↑
Quarter ending December 2016	3,043	→
Quarter ending March 2017	3,061	→
Variance since March 2016	12.3%	↑



ACTIVITY

Cumulative percentage of contracted UDA delivered 2016 & 2017



Month	Adjusted Scheduled Activity (UDA)	
	2016	2017
April	0	122
May	407	863
June	1,098	1,608
July	2,336	2,306
August	2,730	3,079
September	3,230	3,844
October	4,190	4,875
November	5,024	5,699
December	5,634	6,402
January	6,062	7,113
February	6,955	7,760
March	7,650	8,616
April	8,431	9,455
May	8,512	9,640
June	8,522	9,691

QUALITY

	Quantity	Base Number	Contract	AT	Region	England
% of FP17s for the same patient ID Re-attending within 3 months - Children	85	1,086	7.8%	11.5%	13.3%	12.3%
% of FP17s for the same patient ID Re-attending within 3 months - Adults	460	3,600	12.8%	15.6%	17.3%	16.7%
% of FP17s for the same patient ID Re-attending between 3 & 9 months - Children	539	1,086	49.6%	57.3%	58.9%	57.6%
% of FP17s for the same patient ID Re-attending between 3 & 9 months - Adults	2,022	3,600	56.2%	52.0%	52.2%	50.1%
% of FP17s for Band 1 Urgent Courses	360	4,771	7.5%	8.2%	9.2%	9.1%
% of FP17s Relating to Free Repair or Replacements	47	4,771	1.0%	1.2%	1.0%	0.8%
% of FP17s Relating to Continuations	24	4,771	0.5%	1.6%	1.4%	1.2%
% of Patients satisfied with the dentistry they have received	5	5	N/A	93.3%	93.1%	92.8%
% of Patients satisfied with the time they had to wait for an appointment	5	5	N/A	90.4%	89.5%	88.7%

* This is based on patients treated on this contract for their most recent course of treatment. Figures in italics indicate the base number of FP17s or Patient Questionnaire responses are less than 100. N/A is shown where the base number of responses is less than 10 during the period. % is calculated as Quantity/Base number*100

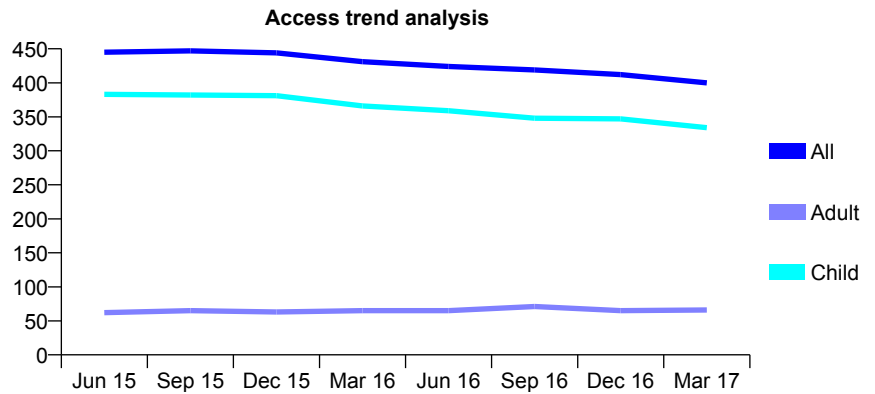
Q49 - Vital Signs At a Glance Contract Report for 745219/0001 - Year end March 2017

Name or company name	MR BA MCLOUGHLIN
Contract type name	GDS Contract
Purpose of contract	General
Contract start date	01/04/2006
Contract end date	

16/17 Contracted general activity (UDA)	1,500
Carry forward general activity (UDA)	0
16/17 Contracted orthodontic activity (UOA)	0
Carry forward orthodontic activity (UOA)	0
Baseline contract value	£35,458.20

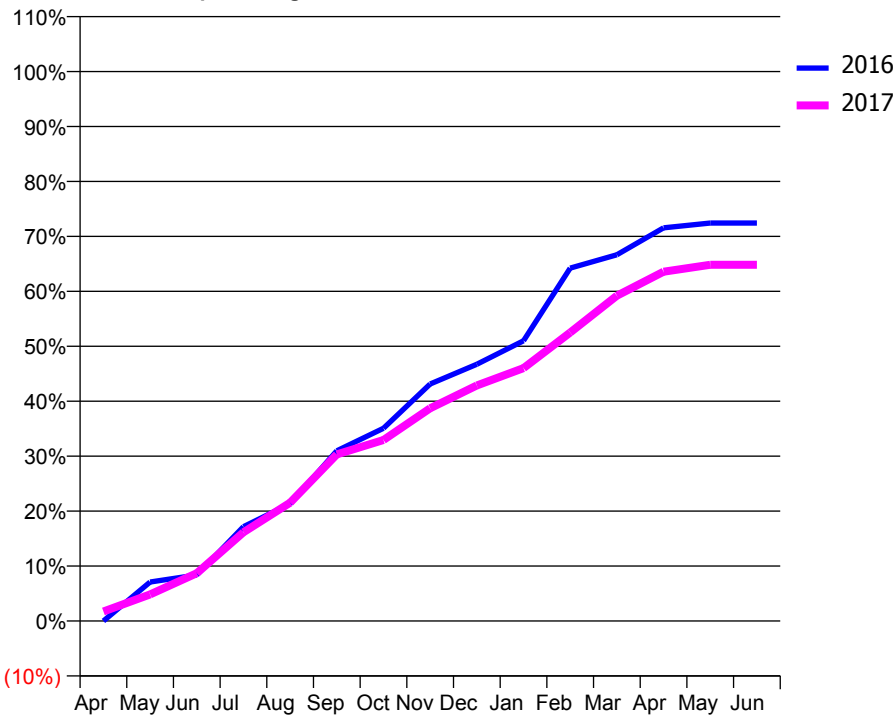
ACCESS*

Patients seen in 24 months	Total	Change since previous quarter
Quarter ending March 2016	431	
Quarter ending June 2016	424	↓
Quarter ending September 2016	419	↓
Quarter ending December 2016	412	↓
Quarter ending March 2017	400	↓
Variance since March 2016	(7.2%)	↓



ACTIVITY

Cumulative percentage of contracted UDA delivered 2016 & 2017



Month	Adjusted Scheduled Activity (UDA)	
	2016	2017
April	0	26
May	106	73
June	126	131
July	258	242
August	320	323
September	465	455
October	526	494
November	647	581
December	701	643
January	765	690
February	963	788
March	1,000	888
April	1,073	953
May	1,086	972
June	1,086	972

QUALITY

	Quantity	Base Number	Contract	AT	Region	England
% of FP17s for the same patient ID Re-attending within 3 months - Children	85	700	12.1%	11.5%	13.3%	12.3%
% of FP17s for the same patient ID Re-attending within 3 months - Adults	0	0	N/A	15.6%	17.3%	16.7%
% of FP17s for the same patient ID Re-attending between 3 & 9 months - Children	515	700	73.6%	57.3%	58.9%	57.6%
% of FP17s for the same patient ID Re-attending between 3 & 9 months - Adults	0	0	N/A	52.0%	52.2%	50.1%
% of FP17s for Band 1 Urgent Courses	37	709	5.2%	8.2%	9.2%	9.1%
% of FP17s Relating to Free Repair or Replacements	0	709	0.0%	1.2%	1.0%	0.8%
% of FP17s Relating to Continuations	0	709	0.0%	1.6%	1.4%	1.2%
% of Patients satisfied with the dentistry they have received	0	0	N/A	93.3%	93.1%	92.8%
% of Patients satisfied with the time they had to wait for an appointment	0	0	N/A	90.4%	89.5%	88.7%

* This is based on patients treated on this contract for their most recent course of treatment. Figures in italics indicate the base number of FP17s or Patient Questionnaire responses are less than 100. N/A is shown where the base number of responses is less than 10 during the period. % is calculated as Quantity/Base number*100

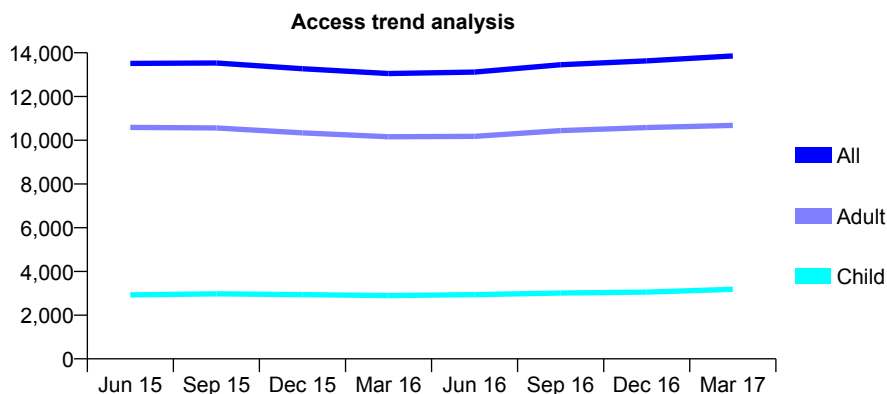
Q49 - Vital Signs At a Glance Contract Report for 746088/0001 - Year end March 2017

Name or company name	MISS JM FORDE
Contract type name	GDS Contract
Purpose of contract	General
Contract start date	01/04/2006
Contract end date	

16/17 Contracted general activity (UDA)	37,842
Carry forward general activity (UDA)	290
16/17 Contracted orthodontic activity (UOA)	0
Carry forward orthodontic activity (UOA)	0
Baseline contract value	£915,815.32

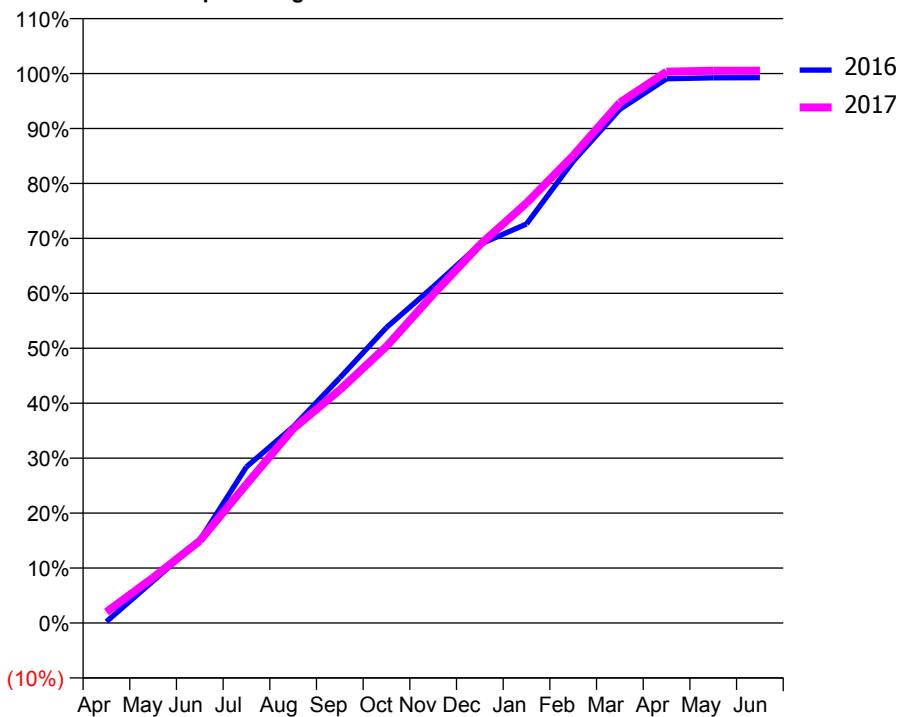
ACCESS*

Patients seen in 24 months	Total	Change since previous quarter
Quarter ending March 2016	13,049	
Quarter ending June 2016	13,116	→
Quarter ending September 2016	13,451	↑
Quarter ending December 2016	13,630	→
Quarter ending March 2017	13,859	→
Variance since March 2016	6.2%	↑



ACTIVITY

Cumulative percentage of contracted UDA delivered 2016 & 2017



Month	Adjusted Scheduled Activity (UDA)	
	2016	2017
April	97	757
May	2,901	3,122
June	5,705	5,662
July	10,759	9,556
August	13,514	13,372
September	16,880	16,061
October	20,355	19,047
November	23,156	22,628
December	26,072	26,047
January	27,476	28,924
February	31,793	32,192
March	35,381	35,841
April	37,482	37,966
May	37,550	38,027
June	37,553	38,027

QUALITY

	Quantity	Base Number	Contract	AT	Region	England
% of FP17s for the same patient ID Re-attending within 3 months - Children	277	4,543	6.1%	11.5%	13.3%	12.3%
% of FP17s for the same patient ID Re-attending within 3 months - Adults	1,982	15,240	13.0%	15.6%	17.3%	16.7%
% of FP17s for the same patient ID Re-attending between 3 & 9 months - Children	2,522	4,543	55.5%	57.3%	58.9%	57.6%
% of FP17s for the same patient ID Re-attending between 3 & 9 months - Adults	8,180	15,240	53.7%	52.0%	52.2%	50.1%
% of FP17s for Band 1 Urgent Courses	987	19,652	5.0%	8.2%	9.2%	9.1%
% of FP17s Relating to Free Repair or Replacements	587	19,652	3.0%	1.2%	1.0%	0.8%
% of FP17s Relating to Continuations	449	19,652	2.3%	1.6%	1.4%	1.2%
% of Patients satisfied with the dentistry they have received	23	25	92.0%	93.3%	93.1%	92.8%
% of Patients satisfied with the time they had to wait for an appointment	23	25	92.0%	90.4%	89.5%	88.7%

* This is based on patients treated on this contract for their most recent course of treatment. Figures in italics indicate the base number of FP17s or Patient Questionnaire responses are less than 100. N/A is shown where the base number of responses is less than 10 during the period. % is calculated as Quantity/Base number*100

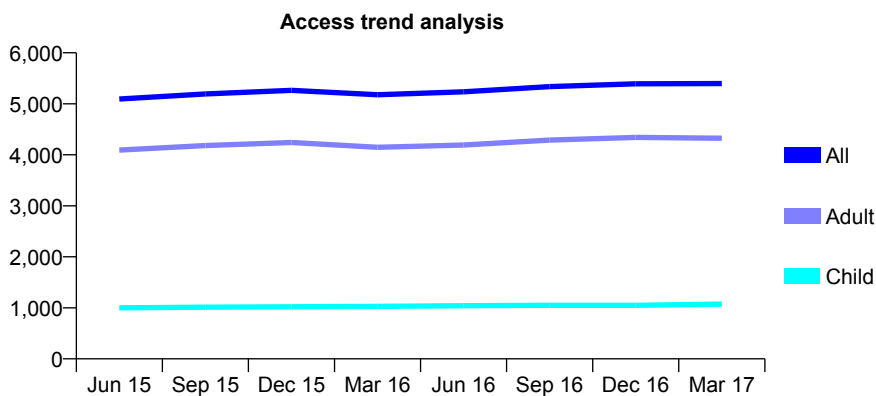
Q49 - Vital Signs At a Glance Contract Report for 746088/0002 - Year end March 2017

Name or company name	MISS JM FORDE
Contract type name	GDS Contract
Purpose of contract	General
Contract start date	01/12/2006
Contract end date	

16/17 Contracted general activity (UDA)	14,000
Carry forward general activity (UDA)	0
16/17 Contracted orthodontic activity (UOA)	0
Carry forward orthodontic activity (UOA)	0
Baseline contract value	£331,020.73

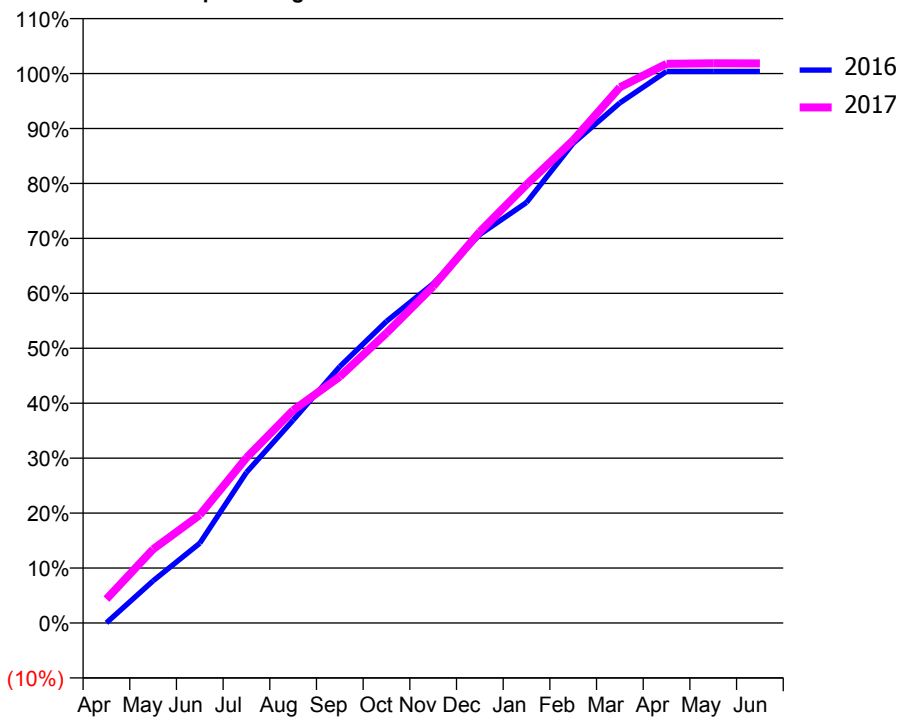
ACCESS*

Patients seen in 24 months	Total	Change since previous quarter
Quarter ending March 2016	5,177	
Quarter ending June 2016	5,234	→
Quarter ending September 2016	5,338	→
Quarter ending December 2016	5,391	→
Quarter ending March 2017	5,398	→
Variance since March 2016	4.3%	↑



ACTIVITY

Cumulative percentage of contracted UDA delivered 2016 & 2017



Month	Adjusted Scheduled Activity (UDA)	
	2016	2017
April	5	611
May	1,074	1,881
June	2,033	2,753
July	3,837	4,210
August	5,170	5,421
September	6,535	6,276
October	7,688	7,387
November	8,646	8,577
December	9,899	9,969
January	10,714	11,169
February	12,222	12,300
March	13,250	13,650
April	14,054	14,247
May	14,054	14,259
June	14,054	14,257

QUALITY

	Quantity	Base Number	Contract	AT	Region	England
% of FP17s for the same patient ID Re-attending within 3 months - Children	146	1,597	9.1%	11.5%	13.3%	12.3%
% of FP17s for the same patient ID Re-attending within 3 months - Adults	911	5,941	15.3%	15.6%	17.3%	16.7%
% of FP17s for the same patient ID Re-attending between 3 & 9 months - Children	906	1,597	56.7%	57.3%	58.9%	57.6%
% of FP17s for the same patient ID Re-attending between 3 & 9 months - Adults	2,906	5,941	48.9%	52.0%	52.2%	50.1%
% of FP17s for Band 1 Urgent Courses	219	7,402	3.0%	8.2%	9.2%	9.1%
% of FP17s Relating to Free Repair or Replacements	202	7,402	2.7%	1.2%	1.0%	0.8%
% of FP17s Relating to Continuations	402	7,402	5.4%	1.6%	1.4%	1.2%
% of Patients satisfied with the dentistry they have received	12	13	92.3%	93.3%	93.1%	92.8%
% of Patients satisfied with the time they had to wait for an appointment	13	13	100.0%	90.4%	89.5%	88.7%

* This is based on patients treated on this contract for their most recent course of treatment. Figures in italics indicate the base number of FP17s or Patient Questionnaire responses are less than 100. N/A is shown where the base number of responses is less than 10 during the period. % is calculated as Quantity/Base number*100

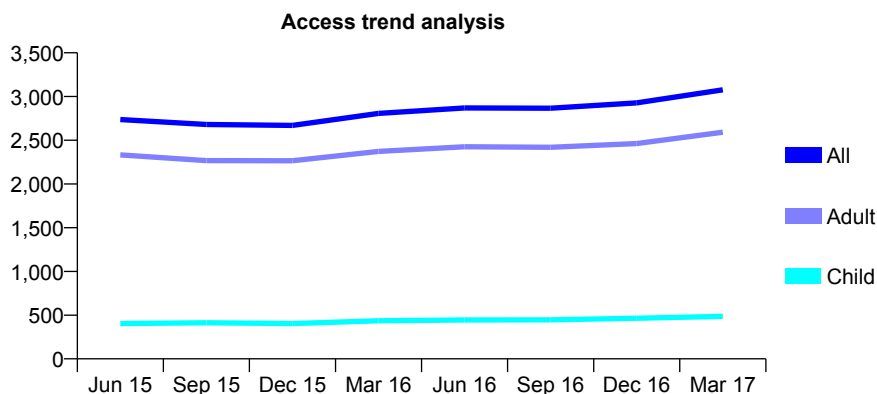
Q49 - Vital Signs At a Glance Contract Report for 746088/0003 - Year end March 2017

Name or company name	MISS JM FORDE
Contract type name	GDS Contract
Purpose of contract	General
Contract start date	01/04/2008
Contract end date	

16/17 Contracted general activity (UDA)	8,000
Carry forward general activity (UDA)	305
16/17 Contracted orthodontic activity (UOA)	0
Carry forward orthodontic activity (UOA)	0
Baseline contract value	£227,207.74

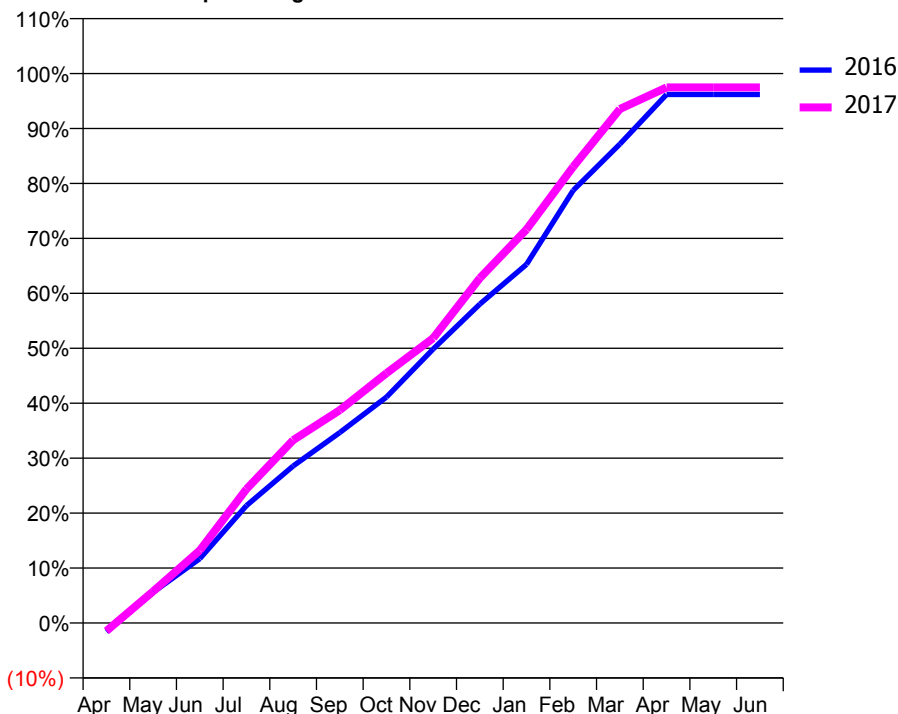
ACCESS*

Patients seen in 24 months	Total	Change since previous quarter
Quarter ending March 2016	2,807	
Quarter ending June 2016	2,870	↑
Quarter ending September 2016	2,866	→
Quarter ending December 2016	2,927	↑
Quarter ending March 2017	3,077	↑
Variance since March 2016	9.6%	↑



ACTIVITY

Cumulative percentage of contracted UDA delivered 2016 & 2017



Adjusted Scheduled Activity (UDA)

Month	2016	2017
April	-129	-117
May	448	461
June	937	1,058
July	1,709	1,949
August	2,287	2,662
September	2,773	3,099
October	3,290	3,638
November	3,989	4,147
December	4,643	5,022
January	5,221	5,729
February	6,299	6,643
March	6,972	7,482
April	7,695	7,798
May	7,695	7,797
June	7,695	7,797

QUALITY

	Quantity	Base Number	Contract	AT	Region	England
% of FP17s for the same patient ID Re-attending within 3 months - Children	56	720	7.8%	11.5%	13.3%	12.3%
% of FP17s for the same patient ID Re-attending within 3 months - Adults	414	3,539	11.7%	15.6%	17.3%	16.7%
% of FP17s for the same patient ID Re-attending between 3 & 9 months - Children	385	720	53.5%	57.3%	58.9%	57.6%
% of FP17s for the same patient ID Re-attending between 3 & 9 months - Adults	1,795	3,539	50.7%	52.0%	52.2%	50.1%
% of FP17s for Band 1 Urgent Courses	101	4,094	2.5%	8.2%	9.2%	9.1%
% of FP17s Relating to Free Repair or Replacements	96	4,094	2.3%	1.2%	1.0%	0.8%
% of FP17s Relating to Continuations	108	4,094	2.6%	1.6%	1.4%	1.2%
% of Patients satisfied with the dentistry they have received	4	4	N/A	93.3%	93.1%	92.8%
% of Patients satisfied with the time they had to wait for an appointment	4	4	N/A	90.4%	89.5%	88.7%

* This is based on patients treated on this contract for their most recent course of treatment. Figures in italics indicate the base number of FP17s or Patient Questionnaire responses are less than 100. N/A is shown where the base number of responses is less than 10 during the period. % is calculated as Quantity/Base number*100

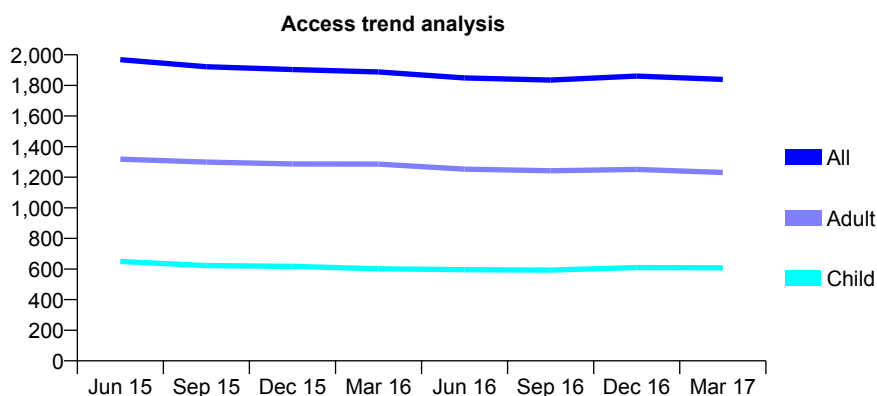
Q49 - Vital Signs At a Glance Contract Report for 749141/0001 - Year end March 2017

Name or company name	MRS LK CAVE
Contract type name	GDS Contract
Purpose of contract	General
Contract start date	01/04/2006
Contract end date	

16/17 Contracted general activity (UDA)	5,333
Carry forward general activity (UDA)	0
16/17 Contracted orthodontic activity (UOA)	0
Carry forward orthodontic activity (UOA)	0
Baseline contract value	£148,267.24

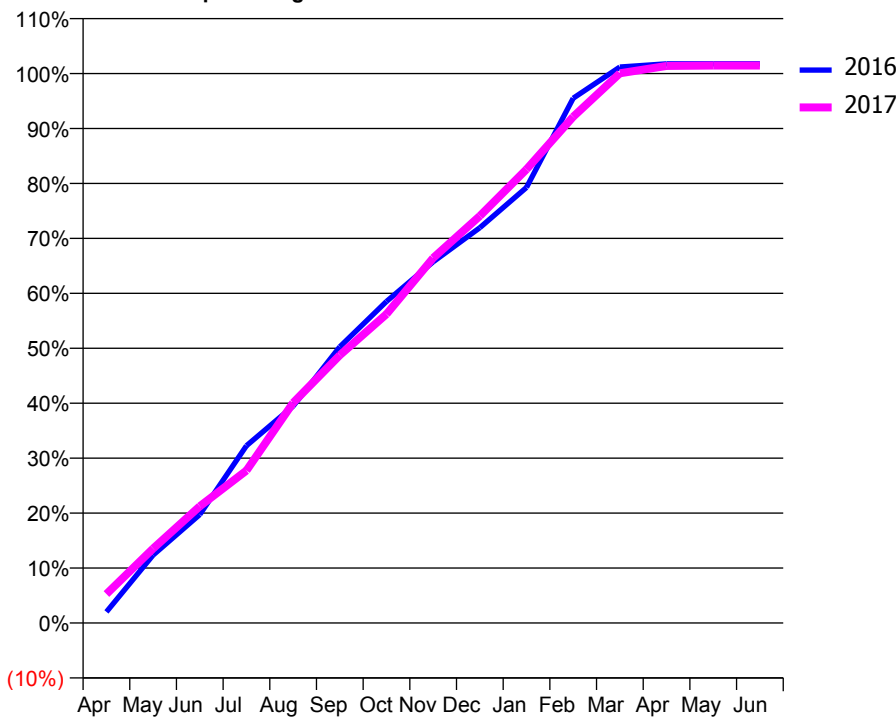
ACCESS*

Patients seen in 24 months	Total	Change since previous quarter
Quarter ending March 2016	1,888	
Quarter ending June 2016	1,849	↓
Quarter ending September 2016	1,835	→
Quarter ending December 2016	1,861	→
Quarter ending March 2017	1,839	↓
Variance since March 2016	(2.6%)	↓



ACTIVITY

Cumulative percentage of contracted UDA delivered 2016 & 2017



Adjusted Scheduled Activity (UDA)

Month	2016	2017
April	108	282
May	660	723
June	1,053	1,133
July	1,721	1,480
August	2,105	2,137
September	2,681	2,599
October	3,121	2,998
November	3,506	3,543
December	3,837	3,951
January	4,227	4,404
February	5,093	4,913
March	5,395	5,335
April	5,427	5,407
May	5,426	5,410
June	5,426	5,410

QUALITY

	Quantity	Base Number	Contract	AT	Region	England
% of FP17s for the same patient ID Re-attending within 3 months - Children	59	890	6.6%	11.5%	13.3%	12.3%
% of FP17s for the same patient ID Re-attending within 3 months - Adults	227	1,554	14.6%	15.6%	17.3%	16.7%
% of FP17s for the same patient ID Re-attending between 3 & 9 months - Children	535	890	60.1%	57.3%	58.9%	57.6%
% of FP17s for the same patient ID Re-attending between 3 & 9 months - Adults	820	1,554	52.8%	52.0%	52.2%	50.1%
% of FP17s for Band 1 Urgent Courses	68	2,469	2.8%	8.2%	9.2%	9.1%
% of FP17s Relating to Free Repair or Replacements	42	2,469	1.7%	1.2%	1.0%	0.8%
% of FP17s Relating to Continuations	17	2,469	0.7%	1.6%	1.4%	1.2%
% of Patients satisfied with the dentistry they have received	3	3	N/A	93.3%	93.1%	92.8%
% of Patients satisfied with the time they had to wait for an appointment	3	3	N/A	90.4%	89.5%	88.7%

* This is based on patients treated on this contract for their most recent course of treatment. Figures in italics indicate the base number of FP17s or Patient Questionnaire responses are less than 100. N/A is shown where the base number of responses is less than 10 during the period. % is calculated as Quantity/Base number*100

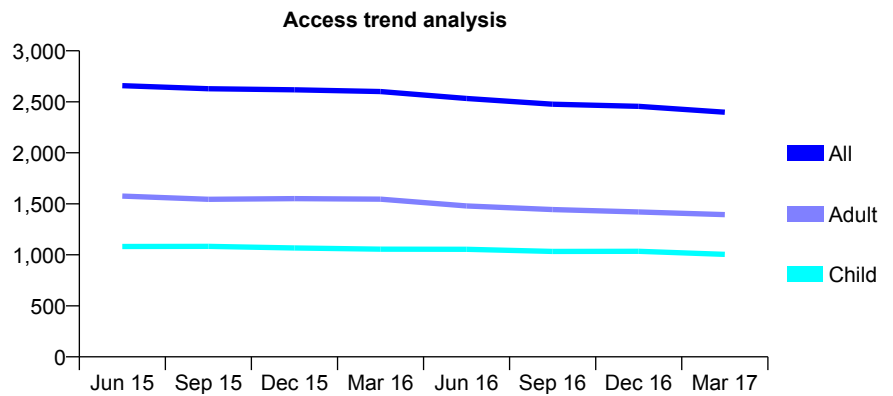
Q49 - Vital Signs At a Glance Contract Report for 751847/0001 - Year end March 2017

Name or company name	MR TB JUKES
Contract type name	GDS Contract
Purpose of contract	General
Contract start date	01/04/2006
Contract end date	

16/17 Contracted general activity (UDA)	10,962
Carry forward general activity (UDA)	0
16/17 Contracted orthodontic activity (UOA)	0
Carry forward orthodontic activity (UOA)	0
Baseline contract value	£279,991.19

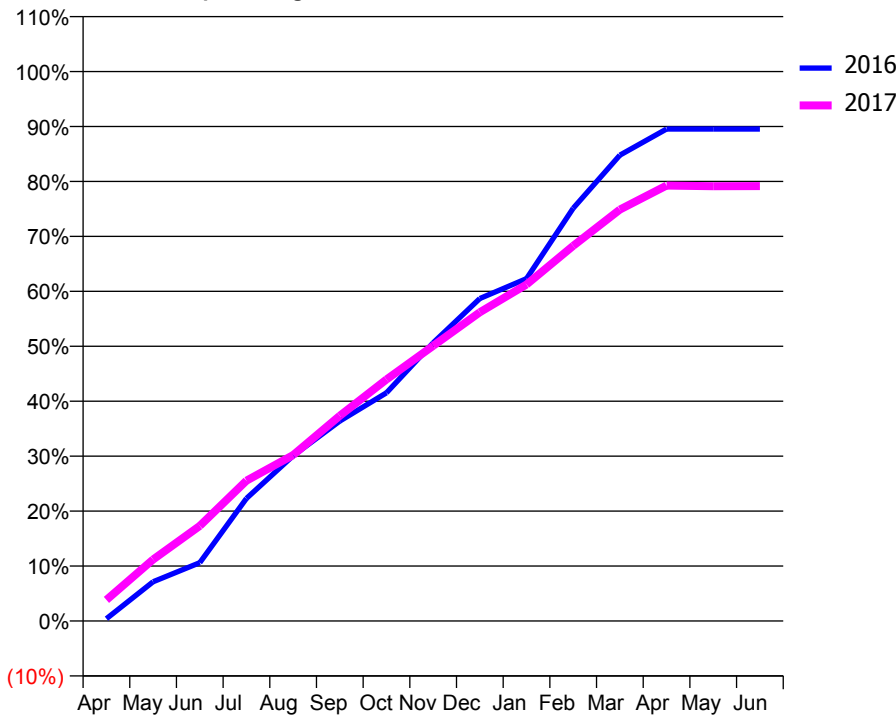
ACCESS*

Patients seen in 24 months	Total	Change since previous quarter
Quarter ending March 2016	2,601	
Quarter ending June 2016	2,533	↓
Quarter ending September 2016	2,477	↓
Quarter ending December 2016	2,455	→
Quarter ending March 2017	2,398	↓
Variance since March 2016	(7.8%)	↓



ACTIVITY

Cumulative percentage of contracted UDA delivered 2016 & 2017



Month	Adjusted Scheduled Activity (UDA)	
	2016	2017
April	47	421
May	784	1,229
June	1,164	1,899
July	2,447	2,801
August	3,296	3,310
September	3,989	4,094
October	4,552	4,818
November	5,550	5,490
December	6,433	6,161
January	6,830	6,713
February	8,236	7,485
March	9,293	8,207
April	9,814	8,686
May	9,814	8,674
June	9,814	8,677

QUALITY

	Quantity	Base Number	Contract	AT	Region	England
% of FP17s for the same patient ID Re-attending within 3 months - Children	134	1,370	9.8%	11.5%	13.3%	12.3%
% of FP17s for the same patient ID Re-attending within 3 months - Adults	832	2,210	37.6%	15.6%	17.3%	16.7%
% of FP17s for the same patient ID Re-attending between 3 & 9 months - Children	752	1,370	54.9%	57.3%	58.9%	57.6%
% of FP17s for the same patient ID Re-attending between 3 & 9 months - Adults	932	2,210	42.2%	52.0%	52.2%	50.1%
% of FP17s for Band 1 Urgent Courses	179	3,611	5.0%	8.2%	9.2%	9.1%
% of FP17s Relating to Free Repair or Replacements	1	3,611	0.0%	1.2%	1.0%	0.8%
% of FP17s Relating to Continuations	31	3,611	0.9%	1.6%	1.4%	1.2%
% of Patients satisfied with the dentistry they have received	1	1	N/A	93.3%	93.1%	92.8%
% of Patients satisfied with the time they had to wait for an appointment	1	1	N/A	90.4%	89.5%	88.7%

* This is based on patients treated on this contract for their most recent course of treatment. Figures in italics indicate the base number of FP17s or Patient Questionnaire responses are less than 100. N/A is shown where the base number of responses is less than 10 during the period. % is calculated as Quantity/Base number*100

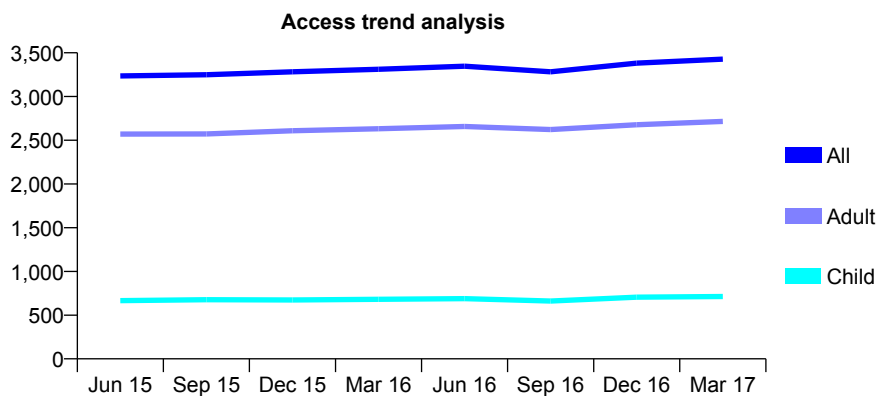
Q49 - Vital Signs At a Glance Contract Report for 754722/0001 - Year end March 2017

Name or company name	MR K ROBSON
Contract type name	GDS Contract
Purpose of contract	General
Contract start date	01/08/2011
Contract end date	

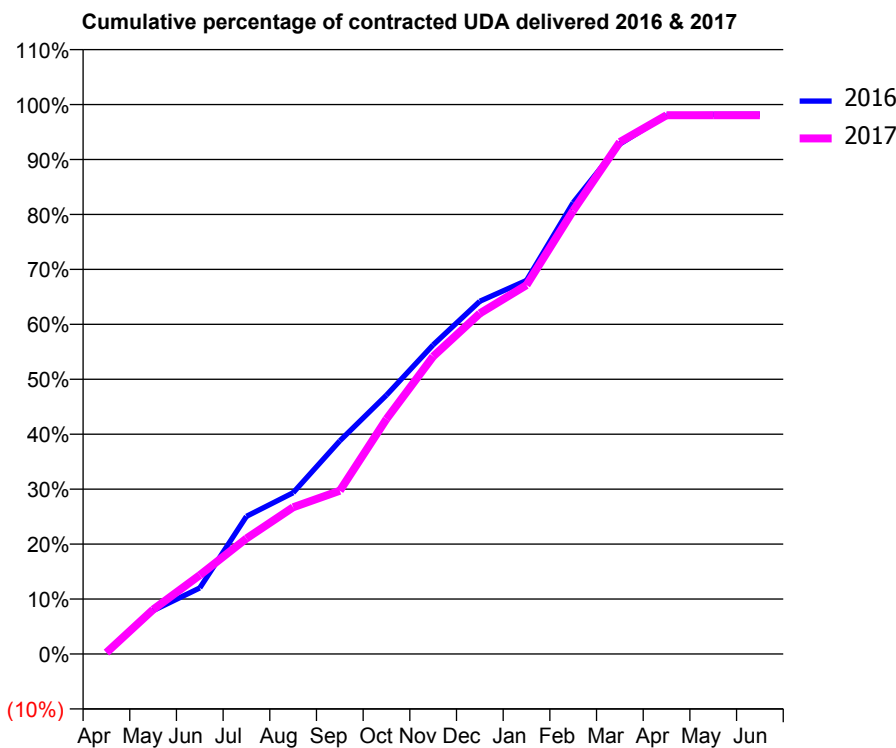
16/17 Contracted general activity (UDA)	11,463
Carry forward general activity (UDA)	205
16/17 Contracted orthodontic activity (UOA)	0
Carry forward orthodontic activity (UOA)	0
Baseline contract value	£297,607.39

ACCESS*

Patients seen in 24 months	Total	Change since previous quarter
Quarter ending March 2016	3,312	
Quarter ending June 2016	3,346	→
Quarter ending September 2016	3,283	↓
Quarter ending December 2016	3,382	↑
Quarter ending March 2017	3,428	→
Variance since March 2016	3.5%	↑



ACTIVITY



Month	Adjusted Scheduled Activity (UDA)	
	2016	2017
April	43	28
May	905	928
June	1,377	1,645
July	2,871	2,410
August	3,364	3,061
September	4,445	3,407
October	5,401	4,903
November	6,450	6,209
December	7,360	7,105
January	7,792	7,696
February	9,419	9,250
March	10,640	10,680
April	11,243	11,239
May	11,257	11,240
June	11,258	11,240

QUALITY

	Quantity	Base Number	Contract	AT	Region	England
% of FP17s for the same patient ID Re-attending within 3 months - Children	65	1,045	6.2%	11.5%	13.3%	12.3%
% of FP17s for the same patient ID Re-attending within 3 months - Adults	703	4,235	16.6%	15.6%	17.3%	16.7%
% of FP17s for the same patient ID Re-attending between 3 & 9 months - Children	646	1,045	61.8%	57.3%	58.9%	57.6%
% of FP17s for the same patient ID Re-attending between 3 & 9 months - Adults	2,448	4,235	57.8%	52.0%	52.2%	50.1%
% of FP17s for Band 1 Urgent Courses	229	5,210	4.4%	8.2%	9.2%	9.1%
% of FP17s Relating to Free Repair or Replacements	71	5,210	1.4%	1.2%	1.0%	0.8%
% of FP17s Relating to Continuations	54	5,210	1.0%	1.6%	1.4%	1.2%
% of Patients satisfied with the dentistry they have received	6	6	N/A	93.3%	93.1%	92.8%
% of Patients satisfied with the time they had to wait for an appointment	6	6	N/A	90.4%	89.5%	88.7%

* This is based on patients treated on this contract for their most recent course of treatment. Figures in italics indicate the base number of FP17s or Patient Questionnaire responses are less than 100. N/A is shown where the base number of responses is less than 10 during the period. % is calculated as Quantity/Base number*100

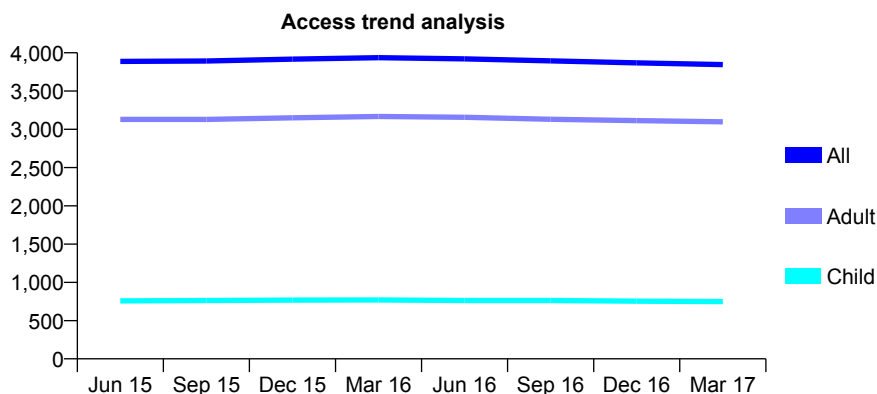
Q49 - Vital Signs At a Glance Contract Report for 761028/0001 - Year end March 2017

Name or company name	Amit Nayyar & Nigel Eve
Contract type name	GDS Contract
Purpose of contract	General
Contract start date	01/04/2006
Contract end date	

16/17 Contracted general activity (UDA)	10,751
Carry forward general activity (UDA)	-96
16/17 Contracted orthodontic activity (UOA)	0
Carry forward orthodontic activity (UOA)	0
Baseline contract value	£324,521.66

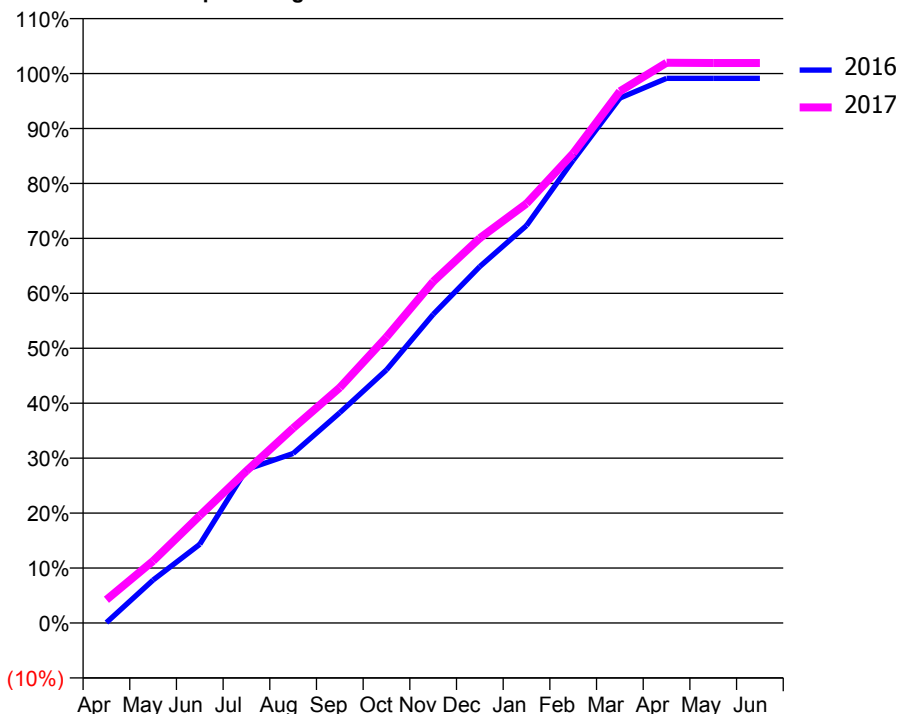
ACCESS*

Patients seen in 24 months	Total	Change since previous quarter
Quarter ending March 2016	3,936	
Quarter ending June 2016	3,920	→
Quarter ending September 2016	3,894	→
Quarter ending December 2016	3,868	→
Quarter ending March 2017	3,846	→
Variance since March 2016	(2.3%)	↓



ACTIVITY

Cumulative percentage of contracted UDA delivered 2016 & 2017



Month	Adjusted Scheduled Activity (UDA)	
	2016	2017
April	10	455
May	841	1,216
June	1,541	2,103
July	3,004	2,975
August	3,318	3,813
September	4,116	4,605
October	4,952	5,595
November	6,039	6,680
December	6,975	7,531
January	7,776	8,205
February	9,054	9,189
March	10,269	10,402
April	10,655	10,963
May	10,655	10,957
June	10,655	10,957

QUALITY

	Quantity	Base Number	Contract	AT	Region	England
% of FP17s for the same patient ID Re-attending within 3 months - Children	118	1,254	9.4%	11.5%	13.3%	12.3%
% of FP17s for the same patient ID Re-attending within 3 months - Adults	633	4,312	14.7%	15.6%	17.3%	16.7%
% of FP17s for the same patient ID Re-attending between 3 & 9 months - Children	870	1,254	69.4%	57.3%	58.9%	57.6%
% of FP17s for the same patient ID Re-attending between 3 & 9 months - Adults	2,348	4,312	54.5%	52.0%	52.2%	50.1%
% of FP17s for Band 1 Urgent Courses	458	5,655	8.1%	8.2%	9.2%	9.1%
% of FP17s Relating to Free Repair or Replacements	18	5,655	0.3%	1.2%	1.0%	0.8%
% of FP17s Relating to Continuations	41	5,655	0.7%	1.6%	1.4%	1.2%
% of Patients satisfied with the dentistry they have received	30	30	100.0%	93.3%	93.1%	92.8%
% of Patients satisfied with the time they had to wait for an appointment	30	30	100.0%	90.4%	89.5%	88.7%

* This is based on patients treated on this contract for their most recent course of treatment. Figures in italics indicate the base number of FP17s or Patient Questionnaire responses are less than 100. N/A is shown where the base number of responses is less than 10 during the period. % is calculated as Quantity/Base number*100

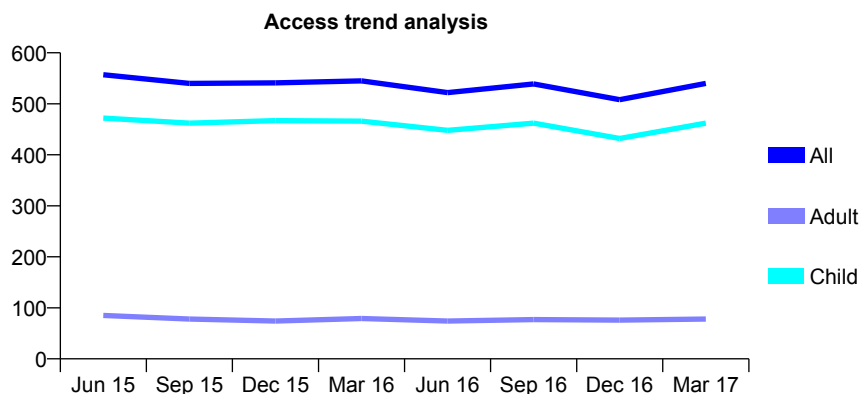
Q49 - Vital Signs At a Glance Contract Report for 761044/0001 - Year end March 2017

Name or company name	MR RA WINTER
Contract type name	GDS Contract
Purpose of contract	General
Contract start date	01/11/2011
Contract end date	

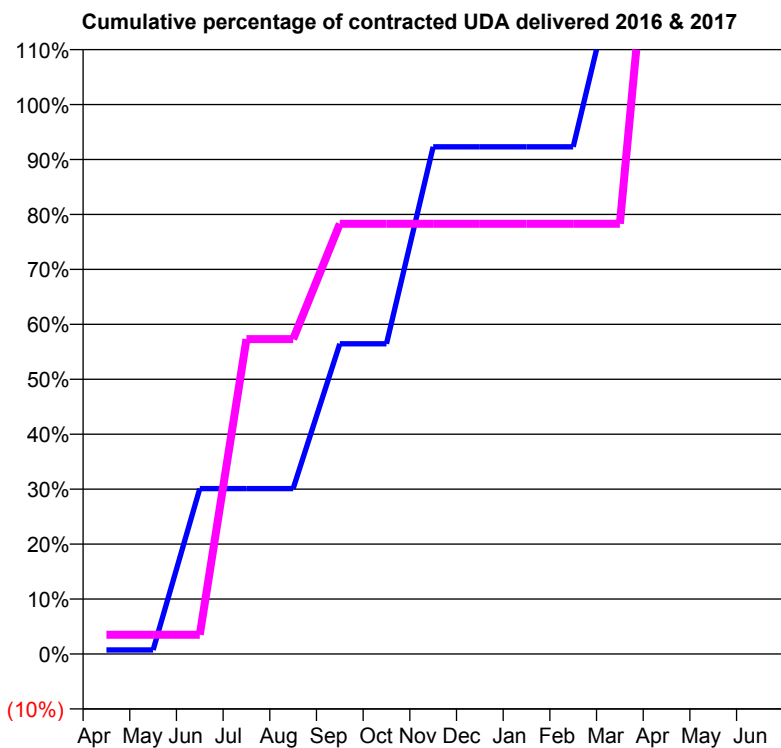
16/17 Contracted general activity (UDA)	400
Carry forward general activity (UDA)	0
16/17 Contracted orthodontic activity (UOA)	0
Carry forward orthodontic activity (UOA)	0
Baseline contract value	£9,234.13

ACCESS*

Patients seen in 24 months	Total	Change since previous quarter
Quarter ending March 2016	545	
Quarter ending June 2016	522	↓
Quarter ending September 2016	539	↑
Quarter ending December 2016	508	↓
Quarter ending March 2017	540	↑
Variance since March 2016	(0.9%)	→



ACTIVITY



Month	Adjusted Scheduled Activity (UDA)	
	2016	2017
April	3	14
May	3	14
June	120	14
July	120	229
August	120	229
September	226	313
October	226	313
November	369	313
December	369	313
January	369	313
February	369	313
March	511	313
April	537	673
May	537	673
June	537	673

QUALITY

	Quantity	Base Number	Contract	AT	Region	England
% of FP17s for the same patient ID Re-attending within 3 months - Children	7	291	2.4%	11.5%	13.3%	12.3%
% of FP17s for the same patient ID Re-attending within 3 months - Adults	0	14	0.0%	15.6%	17.3%	16.7%
% of FP17s for the same patient ID Re-attending between 3 & 9 months - Children	155	291	53.3%	57.3%	58.9%	57.6%
% of FP17s for the same patient ID Re-attending between 3 & 9 months - Adults	7	14	50.0%	52.0%	52.2%	50.1%
% of FP17s for Band 1 Urgent Courses	2	571	0.4%	8.2%	9.2%	9.1%
% of FP17s Relating to Free Repair or Replacements	0	571	0.0%	1.2%	1.0%	0.8%
% of FP17s Relating to Continuations	3	571	0.5%	1.6%	1.4%	1.2%
% of Patients satisfied with the dentistry they have received	0	0	N/A	93.3%	93.1%	92.8%
% of Patients satisfied with the time they had to wait for an appointment	0	0	N/A	90.4%	89.5%	88.7%

* This is based on patients treated on this contract for their most recent course of treatment. Figures in italics indicate the base number of FP17s or Patient Questionnaire responses are less than 100. N/A is shown where the base number of responses is less than 10 during the period. % is calculated as Quantity/Base number*100

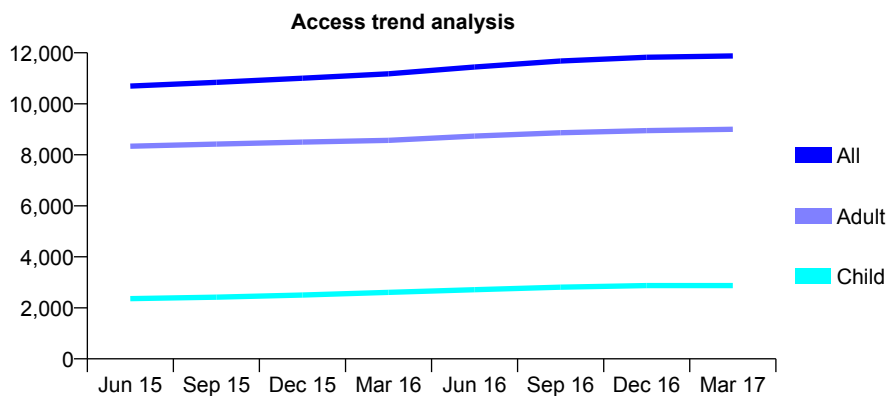
Q49 - Vital Signs At a Glance Contract Report for 762083/0001 - Year end March 2017

Name or company name	Westerhope Limited
Contract type name	GDS Contract
Purpose of contract	General
Contract start date	01/04/2006
Contract end date	

16/17 Contracted general activity (UDA)	37,862
Carry forward general activity (UDA)	325
16/17 Contracted orthodontic activity (UOA)	0
Carry forward orthodontic activity (UOA)	0
Baseline contract value	£982,702.34

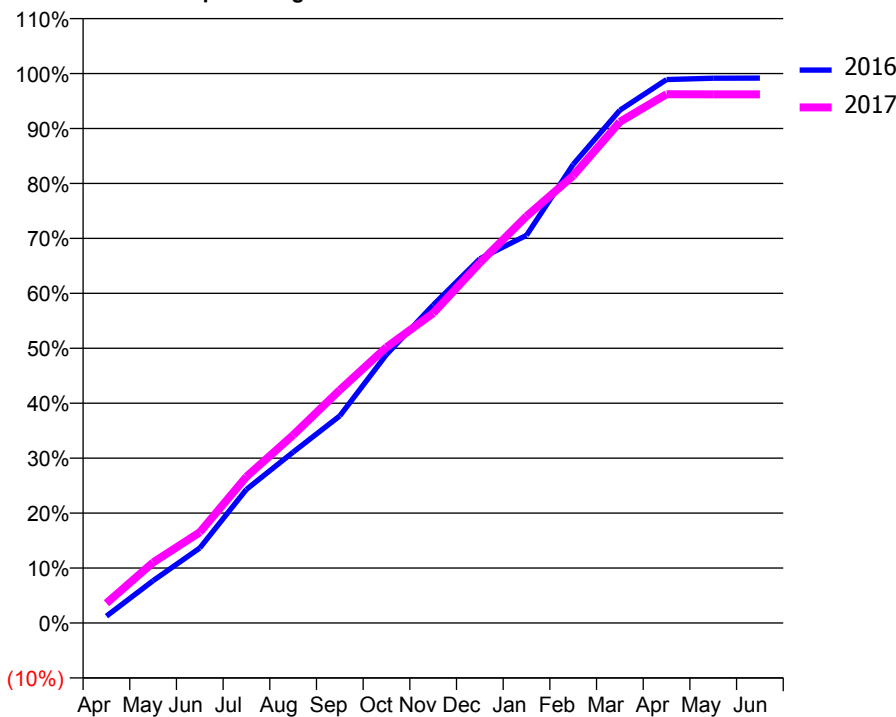
ACCESS*

Patients seen in 24 months	Total	Change since previous quarter
Quarter ending March 2016	11,175	
Quarter ending June 2016	11,443	↑
Quarter ending September 2016	11,678	↑
Quarter ending December 2016	11,823	→
Quarter ending March 2017	11,875	→
Variance since March 2016	6.3%	↑



ACTIVITY

Cumulative percentage of contracted UDA delivered 2016 & 2017



Month	Adjusted Scheduled Activity (UDA)	
	2016	2017
April	484	1,369
May	2,966	4,173
June	5,257	6,250
July	9,373	10,086
August	11,985	12,953
September	14,523	16,058
October	18,828	19,003
November	22,299	21,345
December	25,543	24,826
January	27,191	28,028
February	32,163	30,817
March	35,961	34,537
April	38,105	36,436
May	38,204	36,427
June	38,207	36,424

QUALITY

	Quantity	Base Number	Contract	AT	Region	England
% of FP17s for the same patient ID Re-attending within 3 months - Children	230	3,779	6.1%	11.5%	13.3%	12.3%
% of FP17s for the same patient ID Re-attending within 3 months - Adults	1,640	11,032	14.9%	15.6%	17.3%	16.7%
% of FP17s for the same patient ID Re-attending between 3 & 9 months - Children	1,941	3,779	51.4%	57.3%	58.9%	57.6%
% of FP17s for the same patient ID Re-attending between 3 & 9 months - Adults	5,073	11,032	46.0%	52.0%	52.2%	50.1%
% of FP17s for Band 1 Urgent Courses	1,418	14,155	10.0%	8.2%	9.2%	9.1%
% of FP17s Relating to Free Repair or Replacements	144	14,155	1.0%	1.2%	1.0%	0.8%
% of FP17s Relating to Continuations	88	14,155	0.6%	1.6%	1.4%	1.2%
% of Patients satisfied with the dentistry they have received	14	14	100.0%	93.3%	93.1%	92.8%
% of Patients satisfied with the time they had to wait for an appointment	13	14	92.9%	90.4%	89.5%	88.7%

* This is based on patients treated on this contract for their most recent course of treatment. Figures in italics indicate the base number of FP17s or Patient Questionnaire responses are less than 100. N/A is shown where the base number of responses is less than 10 during the period. % is calculated as Quantity/Base number*100

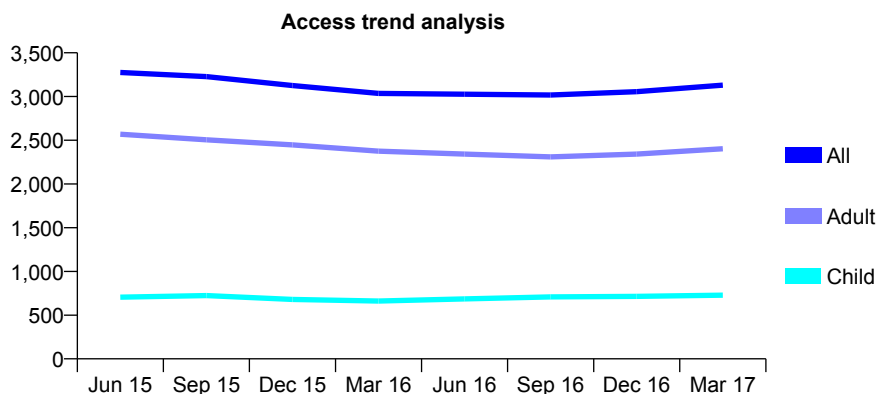
Q49 - Vital Signs At a Glance Contract Report for 762083/0002 - Year end March 2017

Name or company name	MR SU CHOCHAN
Contract type name	GDS Contract
Purpose of contract	General and Orthodontic
Contract start date	01/12/2010
Contract end date	

16/17 Contracted general activity (UDA)	13,500
Carry forward general activity (UDA)	0
16/17 Contracted orthodontic activity (UOA)	0
Carry forward orthodontic activity (UOA)	0
Baseline contract value	£375,371.64

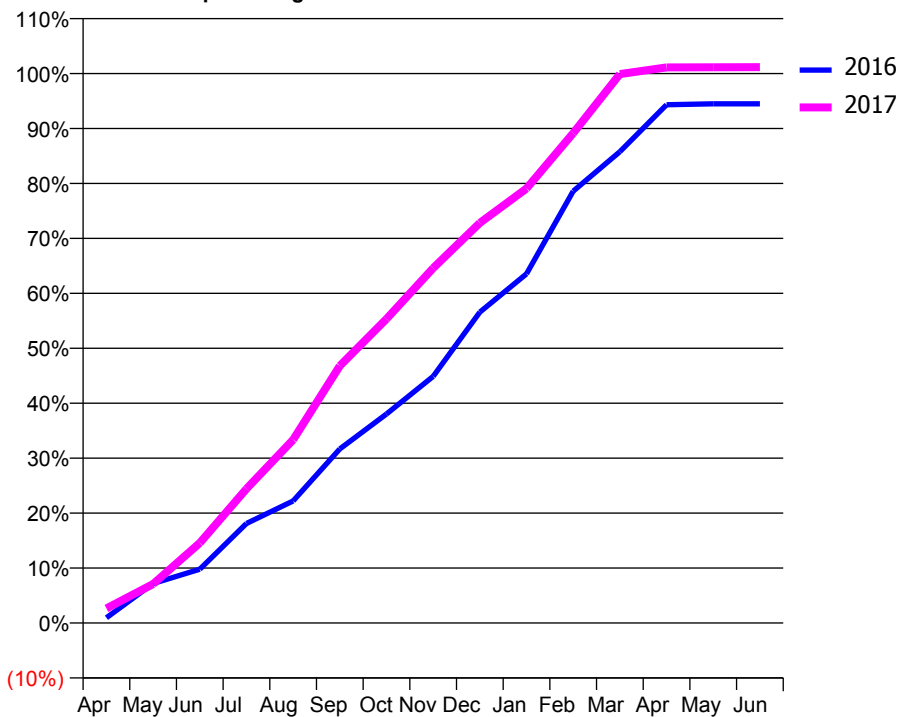
ACCESS*

Patients seen in 24 months	Total	Change since previous quarter
Quarter ending March 2016	3,036	
Quarter ending June 2016	3,027	→
Quarter ending September 2016	3,018	→
Quarter ending December 2016	3,056	→
Quarter ending March 2017	3,130	↑
Variance since March 2016	3.1%	↑



ACTIVITY

Cumulative percentage of contracted UDA delivered 2016 & 2017



Adjusted Scheduled Activity (UDA)

Month	2016	2017
April	131	358
May	971	958
June	1,321	1,967
July	2,446	3,297
August	2,998	4,504
September	4,277	6,317
October	5,137	7,470
November	6,059	8,719
December	7,637	9,830
January	8,580	10,675
February	10,609	12,034
March	11,578	13,487
April	12,732	13,650
May	12,756	13,654
June	12,756	13,655

QUALITY

	Quantity	Base Number	Contract	AT	Region	England
% of FP17s for the same patient ID Re-attending within 3 months - Children	86	1,017	8.5%	11.5%	13.3%	12.3%
% of FP17s for the same patient ID Re-attending within 3 months - Adults	512	3,296	15.5%	15.6%	17.3%	16.7%
% of FP17s for the same patient ID Re-attending between 3 & 9 months - Children	478	1,017	47.0%	57.3%	58.9%	57.6%
% of FP17s for the same patient ID Re-attending between 3 & 9 months - Adults	1,630	3,296	49.5%	52.0%	52.2%	50.1%
% of FP17s for Band 1 Urgent Courses	115	3,977	2.9%	8.2%	9.2%	9.1%
% of FP17s Relating to Free Repair or Replacements	52	3,977	1.3%	1.2%	1.0%	0.8%
% of FP17s Relating to Continuations	152	3,977	3.8%	1.6%	1.4%	1.2%
% of Patients satisfied with the dentistry they have received	8	9	N/A	93.3%	93.1%	92.8%
% of Patients satisfied with the time they had to wait for an appointment	8	9	N/A	90.4%	89.5%	88.7%

* This is based on patients treated on this contract for their most recent course of treatment. Figures in italics indicate the base number of FP17s or Patient Questionnaire responses are less than 100. N/A is shown where the base number of responses is less than 10 during the period. % is calculated as Quantity/Base number*100

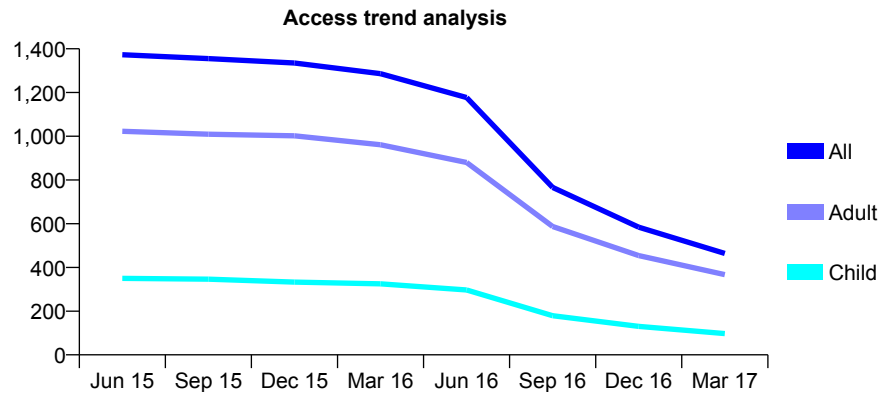
Q49 - Vital Signs At a Glance Contract Report for 764663/0002 - Year end March 2017

Name or company name	MR RJ FRETWELL
Contract type name	GDS Contract
Purpose of contract	General
Contract start date	01/04/2006
Contract end date	31/05/2016

16/17 Contracted general activity (UDA)	1,192
Carry forward general activity (UDA)	0
16/17 Contracted orthodontic activity (UOA)	0
Carry forward orthodontic activity (UOA)	0
Baseline contract value	£27,509.18

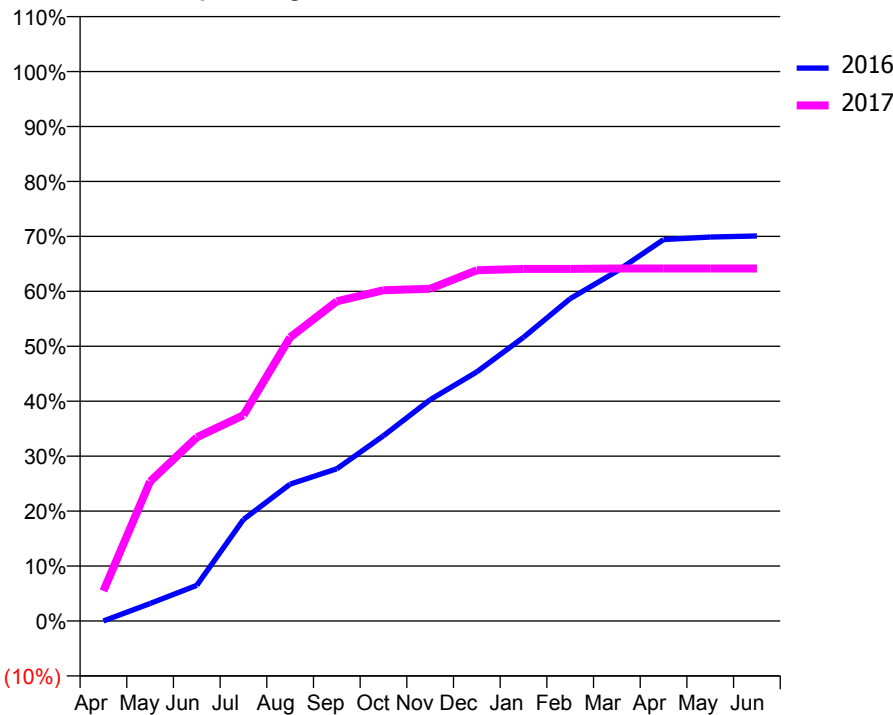
ACCESS*

Patients seen in 24 months	Total	Change since previous quarter
Quarter ending March 2016	1,286	
Quarter ending June 2016	1,177	↓
Quarter ending September 2016	766	↓
Quarter ending December 2016	584	↓
Quarter ending March 2017	464	↓
Variance since March 2016	(63.9%)	↓



ACTIVITY

Cumulative percentage of contracted UDA delivered 2016 & 2017



Month	Adjusted Scheduled Activity (UDA)	
	2016	2017
April	0	65
May	229	303
June	465	399
July	1,321	447
August	1,781	615
September	1,981	694
October	2,411	718
November	2,879	721
December	3,242	761
January	3,692	764
February	4,194	764
March	4,552	765
April	4,962	765
May	4,997	765
June	5,011	765

QUALITY

	Quantity	Base Number	Contract	AT	Region	England
% of FP17s for the same patient ID Re-attending within 3 months - Children	9	118	7.6%	11.5%	13.3%	12.3%
% of FP17s for the same patient ID Re-attending within 3 months - Adults	97	412	23.5%	15.6%	17.3%	16.7%
% of FP17s for the same patient ID Re-attending between 3 & 9 months - Children	64	118	54.2%	57.3%	58.9%	57.6%
% of FP17s for the same patient ID Re-attending between 3 & 9 months - Adults	224	412	54.4%	52.0%	52.2%	50.1%
% of FP17s for Band 1 Urgent Courses	13	289	4.5%	8.2%	9.2%	9.1%
% of FP17s Relating to Free Repair or Replacements	8	289	2.8%	1.2%	1.0%	0.8%
% of FP17s Relating to Continuations	6	289	2.1%	1.6%	1.4%	1.2%
% of Patients satisfied with the dentistry they have received	3	3	N/A	93.3%	93.1%	92.8%
% of Patients satisfied with the time they had to wait for an appointment	2	3	N/A	90.4%	89.5%	88.7%

* This is based on patients treated on this contract for their most recent course of treatment. Figures in italics indicate the base number of FP17s or Patient Questionnaire responses are less than 100. N/A is shown where the base number of responses is less than 10 during the period. % is calculated as Quantity/Base number*100

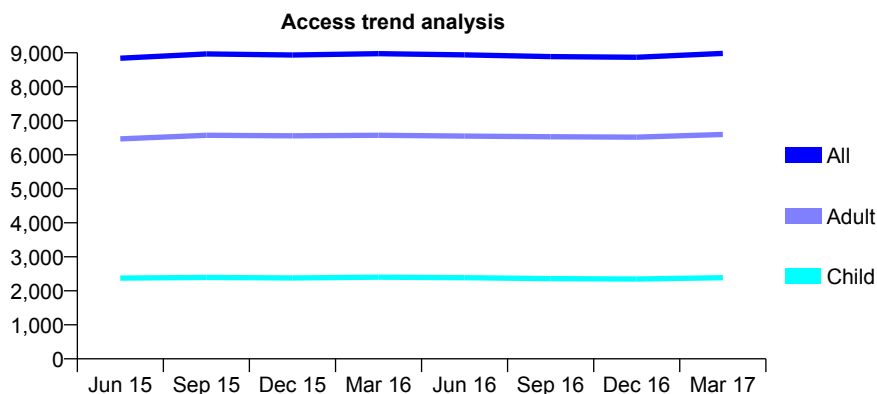
Q49 - Vital Signs At a Glance Contract Report for 766747/0001 - Year end March 2017

Name or company name	MR S BEDI
Contract type name	GDS Contract
Purpose of contract	General
Contract start date	01/04/2006
Contract end date	

16/17 Contracted general activity (UDA)	25,485
Carry forward general activity (UDA)	0
16/17 Contracted orthodontic activity (UOA)	0
Carry forward orthodontic activity (UOA)	0
Baseline contract value	£655,024.40

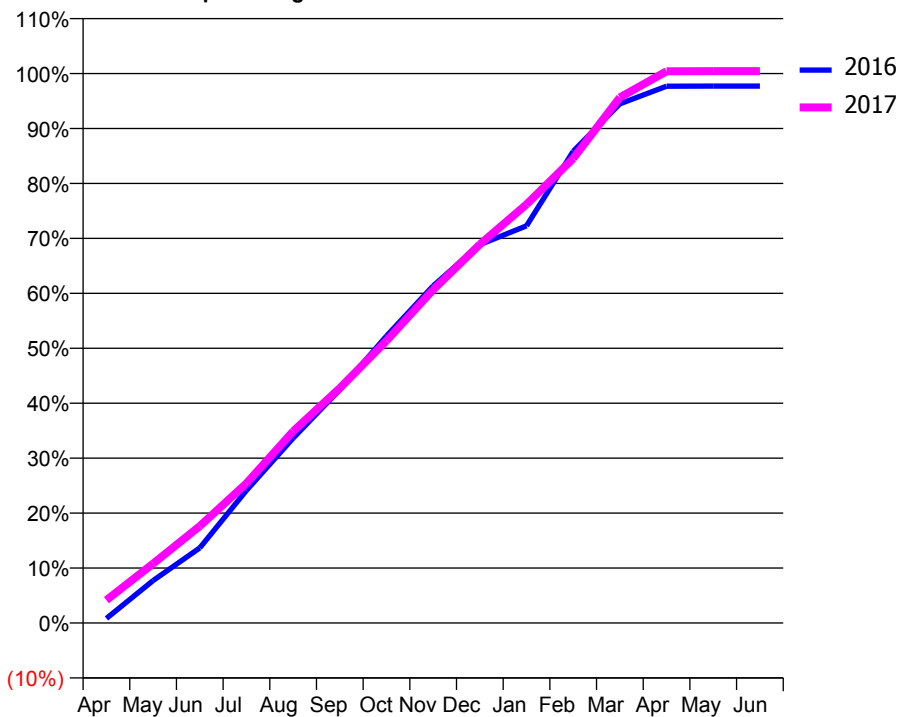
ACCESS*

Patients seen in 24 months	Total	Change since previous quarter
Quarter ending March 2016	8,973	
Quarter ending June 2016	8,939	→
Quarter ending September 2016	8,890	→
Quarter ending December 2016	8,868	→
Quarter ending March 2017	8,983	→
Variance since March 2016	0.1%	→



ACTIVITY

Cumulative percentage of contracted UDA delivered 2016 & 2017



Adjusted Scheduled Activity (UDA)

Month	2016	2017
April	216	1,058
May	1,973	2,754
June	3,484	4,491
July	6,152	6,479
August	8,575	8,891
September	10,818	10,893
October	13,311	13,086
November	15,638	15,455
December	17,548	17,561
January	18,421	19,418
February	21,875	21,543
March	24,082	24,376
April	24,898	25,590
May	24,901	25,591
June	24,901	25,597

QUALITY

	Quantity	Base Number	Contract	AT	Region	England
% of FP17s for the same patient ID Re-attending within 3 months - Children	260	3,354	7.8%	11.5%	13.3%	12.3%
% of FP17s for the same patient ID Re-attending within 3 months - Adults	1,511	8,764	17.2%	15.6%	17.3%	16.7%
% of FP17s for the same patient ID Re-attending between 3 & 9 months - Children	1,814	3,354	54.1%	57.3%	58.9%	57.6%
% of FP17s for the same patient ID Re-attending between 3 & 9 months - Adults	4,312	8,764	49.2%	52.0%	52.2%	50.1%
% of FP17s for Band 1 Urgent Courses	900	11,910	7.6%	8.2%	9.2%	9.1%
% of FP17s Relating to Free Repair or Replacements	143	11,910	1.2%	1.2%	1.0%	0.8%
% of FP17s Relating to Continuations	351	11,910	2.9%	1.6%	1.4%	1.2%
% of Patients satisfied with the dentistry they have received	19	19	100.0%	93.3%	93.1%	92.8%
% of Patients satisfied with the time they had to wait for an appointment	19	19	100.0%	90.4%	89.5%	88.7%

* This is based on patients treated on this contract for their most recent course of treatment. Figures in italics indicate the base number of FP17s or Patient Questionnaire responses are less than 100. N/A is shown where the base number of responses is less than 10 during the period. % is calculated as Quantity/Base number*100

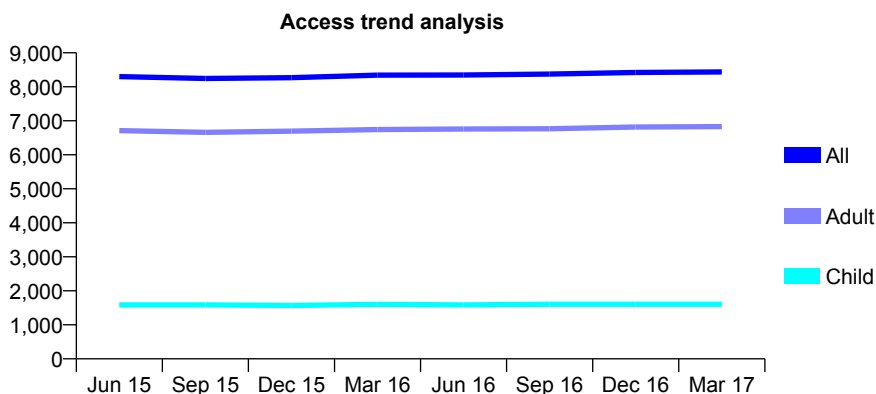
Q49 - Vital Signs At a Glance Contract Report for 767514/0001 - Year end March 2017

Name or company name	MISS KE BOOTH
Contract type name	GDS Contract
Purpose of contract	General and Orthodontic
Contract start date	01/04/2006
Contract end date	

16/17 Contracted general activity (UDA)	25,201
Carry forward general activity (UDA)	0
16/17 Contracted orthodontic activity (UOA)	220
Carry forward orthodontic activity (UOA)	0
Baseline contract value	£558,332.98

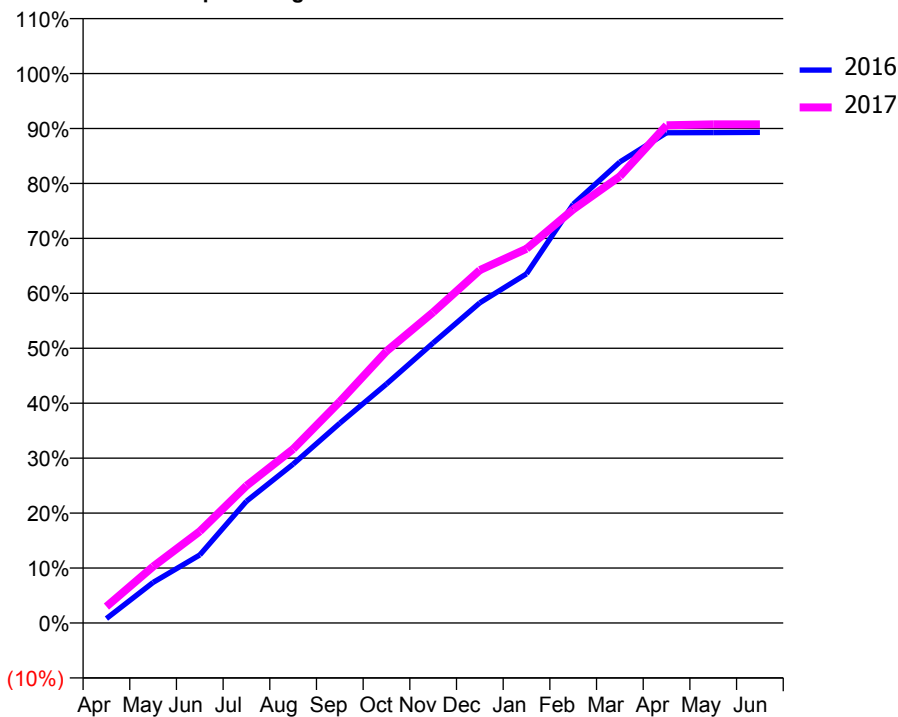
ACCESS*

Patients seen in 24 months	Total	Change since previous quarter
Quarter ending March 2016	8,344	
Quarter ending June 2016	8,346	→
Quarter ending September 2016	8,373	→
Quarter ending December 2016	8,423	→
Quarter ending March 2017	8,437	→
Variance since March 2016	1.1%	→



ACTIVITY

Cumulative percentage of contracted UDA delivered 2016 & 2017



Adjusted Scheduled Activity (UDA)

Month	2016	2017
April	213	753
May	1,930	2,590
June	3,231	4,203
July	5,782	6,295
August	7,548	7,976
September	9,491	10,155
October	11,351	12,466
November	13,304	14,253
December	15,205	16,186
January	16,580	17,161
February	19,886	18,966
March	21,896	20,485
April	23,281	22,825
May	23,287	22,870
June	23,296	22,869

QUALITY

	Quantity	Base Number	Contract	AT	Region	England
% of FP17s for the same patient ID Re-attending within 3 months - Children	211	2,392	8.8%	11.5%	13.3%	12.3%
% of FP17s for the same patient ID Re-attending within 3 months - Adults	2,127	10,162	20.9%	15.6%	17.3%	16.7%
% of FP17s for the same patient ID Re-attending between 3 & 9 months - Children	1,532	2,392	64.0%	57.3%	58.9%	57.6%
% of FP17s for the same patient ID Re-attending between 3 & 9 months - Adults	5,640	10,162	55.5%	52.0%	52.2%	50.1%
% of FP17s for Band 1 Urgent Courses	1,135	12,504	9.1%	8.2%	9.2%	9.1%
% of FP17s Relating to Free Repair or Replacements	81	12,504	0.6%	1.2%	1.0%	0.8%
% of FP17s Relating to Continuations	59	12,504	0.5%	1.6%	1.4%	1.2%
% of Patients satisfied with the dentistry they have received	17	17	100.0%	93.3%	93.1%	92.8%
% of Patients satisfied with the time they had to wait for an appointment	15	17	88.2%	90.4%	89.5%	88.7%

* This is based on patients treated on this contract for their most recent course of treatment. Figures in italics indicate the base number of FP17s or Patient Questionnaire responses are less than 100. N/A is shown where the base number of responses is less than 10 during the period. % is calculated as Quantity/Base number*100

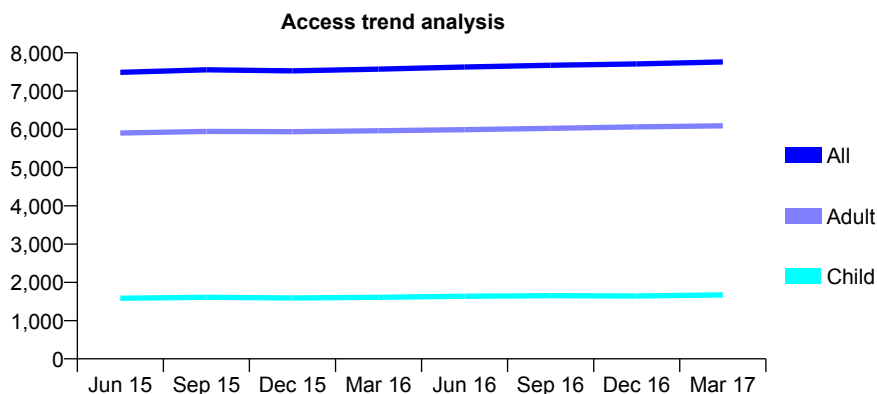
Q49 - Vital Signs At a Glance Contract Report for 768820/0001 - Year end March 2017

Name or company name	MRS S HYDER
Contract type name	GDS Contract
Purpose of contract	General
Contract start date	01/10/2008
Contract end date	

16/17 Contracted general activity (UDA)	21,792
Carry forward general activity (UDA)	845
16/17 Contracted orthodontic activity (UOA)	0
Carry forward orthodontic activity (UOA)	0
Baseline contract value	£515,641.73

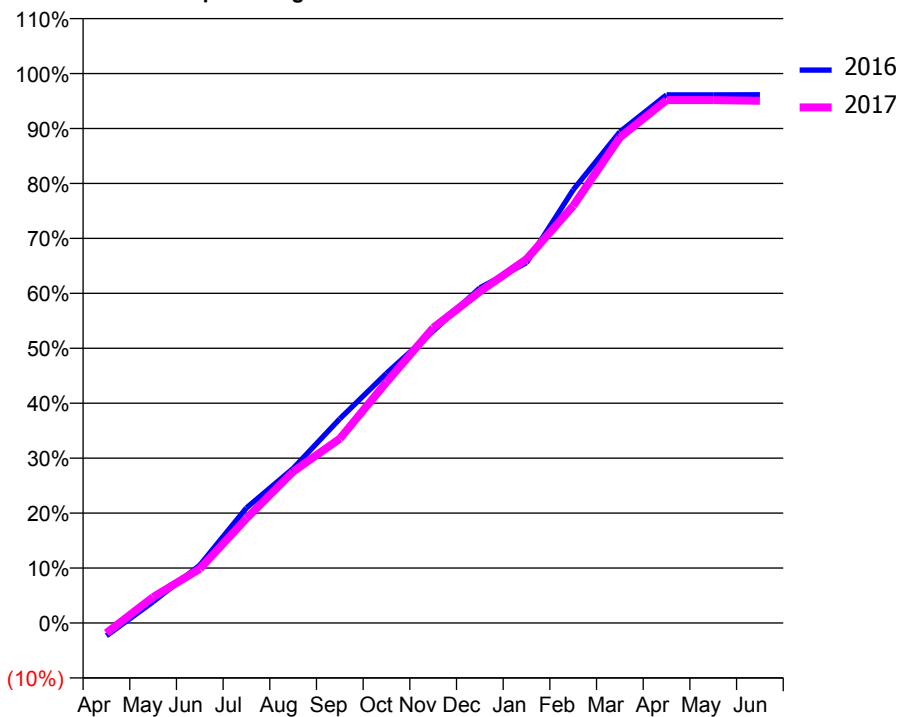
ACCESS*

Patients seen in 24 months	Total	Change since previous quarter
Quarter ending March 2016	7,574	
Quarter ending June 2016	7,628	→
Quarter ending September 2016	7,675	→
Quarter ending December 2016	7,708	→
Quarter ending March 2017	7,760	→
Variance since March 2016	2.5%	↑



ACTIVITY

Cumulative percentage of contracted UDA delivered 2016 & 2017



QUALITY

	Quantity	Base Number	Contract	AT	Region	England
% of FP17s for the same patient ID Re-attending within 3 months - Children	186	2,610	7.1%	11.5%	13.3%	12.3%
% of FP17s for the same patient ID Re-attending within 3 months - Adults	1,646	9,412	17.5%	15.6%	17.3%	16.7%
% of FP17s for the same patient ID Re-attending between 3 & 9 months - Children	1,669	2,610	63.9%	57.3%	58.9%	57.6%
% of FP17s for the same patient ID Re-attending between 3 & 9 months - Adults	5,454	9,412	57.9%	52.0%	52.2%	50.1%
% of FP17s for Band 1 Urgent Courses	1,097	10,794	10.2%	8.2%	9.2%	9.1%
% of FP17s Relating to Free Repair or Replacements	200	10,794	1.9%	1.2%	1.0%	0.8%
% of FP17s Relating to Continuations	102	10,794	0.9%	1.6%	1.4%	1.2%
% of Patients satisfied with the dentistry they have received	15	15	100.0%	93.3%	93.1%	92.8%
% of Patients satisfied with the time they had to wait for an appointment	15	15	100.0%	90.4%	89.5%	88.7%

* This is based on patients treated on this contract for their most recent course of treatment. Figures in italics indicate the base number of FP17s or Patient Questionnaire responses are less than 100. N/A is shown where the base number of responses is less than 10 during the period. % is calculated as Quantity/Base number*100

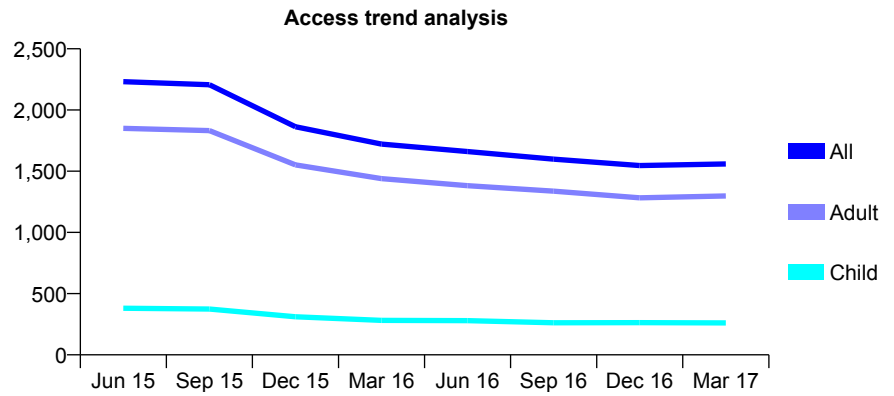
Q49 - Vital Signs At a Glance Contract Report for 769207/0001 - Year end March 2017

Name or company name	MR SC FRANCIS
Contract type name	GDS Contract
Purpose of contract	General
Contract start date	01/09/2013
Contract end date	

16/17 Contracted general activity (UDA)	7,918
Carry forward general activity (UDA)	0
16/17 Contracted orthodontic activity (UOA)	0
Carry forward orthodontic activity (UOA)	0
Baseline contract value	£197,117.24

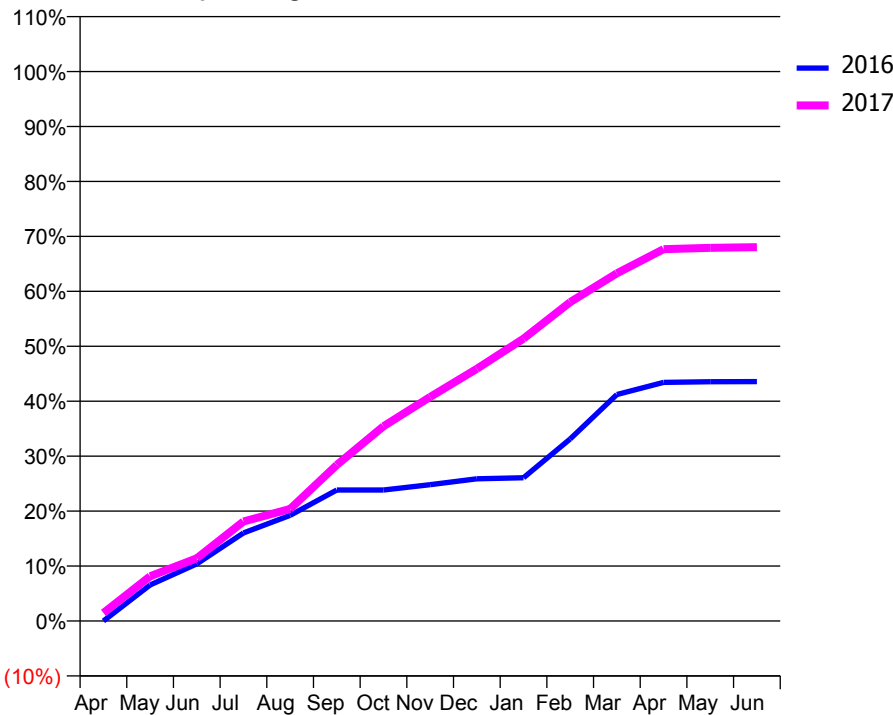
ACCESS*

Patients seen in 24 months	Total	Change since previous quarter
Quarter ending March 2016	1,722	
Quarter ending June 2016	1,661	↓
Quarter ending September 2016	1,599	↓
Quarter ending December 2016	1,546	↓
Quarter ending March 2017	1,559	→
Variance since March 2016	(9.5%)	↓



ACTIVITY

Cumulative percentage of contracted UDA delivered 2016 & 2017



Month	Adjusted Scheduled Activity (UDA)	
	2016	2017
April	1	117
May	562	645
June	889	903
July	1,372	1,434
August	1,646	1,615
September	2,040	2,250
October	2,040	2,806
November	2,124	3,229
December	2,215	3,635
January	2,231	4,068
February	2,835	4,596
March	3,527	5,010
April	3,716	5,359
May	3,727	5,377
June	3,728	5,387

QUALITY

	Quantity	Base Number	Contract	AT	Region	England
% of FP17s for the same patient ID Re-attending within 3 months - Children	18	336	5.4%	11.5%	13.3%	12.3%
% of FP17s for the same patient ID Re-attending within 3 months - Adults	284	1,775	16.0%	15.6%	17.3%	16.7%
% of FP17s for the same patient ID Re-attending between 3 & 9 months - Children	129	336	38.4%	57.3%	58.9%	57.6%
% of FP17s for the same patient ID Re-attending between 3 & 9 months - Adults	820	1,775	46.2%	52.0%	52.2%	50.1%
% of FP17s for Band 1 Urgent Courses	23	2,187	1.1%	8.2%	9.2%	9.1%
% of FP17s Relating to Free Repair or Replacements	142	2,187	6.5%	1.2%	1.0%	0.8%
% of FP17s Relating to Continuations	78	2,187	3.6%	1.6%	1.4%	1.2%
% of Patients satisfied with the dentistry they have received	3	3	N/A	93.3%	93.1%	92.8%
% of Patients satisfied with the time they had to wait for an appointment	2	3	N/A	90.4%	89.5%	88.7%

* This is based on patients treated on this contract for their most recent course of treatment. Figures in italics indicate the base number of FP17s or Patient Questionnaire responses are less than 100. N/A is shown where the base number of responses is less than 10 during the period. % is calculated as Quantity/Base number*100

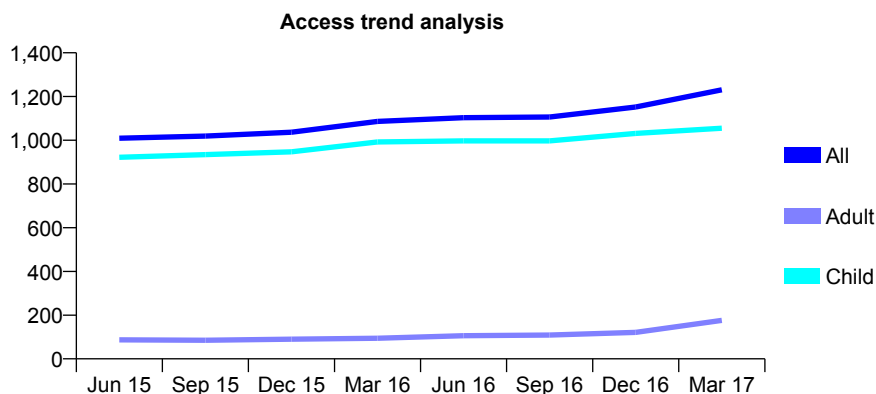
Q49 - Vital Signs At a Glance Contract Report for 781525/0001 - Year end March 2017

Name or company name	Ardent Dental Care Practice Partnership
Contract type name	GDS Contract
Purpose of contract	General
Contract start date	01/07/2012
Contract end date	

16/17 Contracted general activity (UDA)	3,404
Carry forward general activity (UDA)	0
16/17 Contracted orthodontic activity (UOA)	0
Carry forward orthodontic activity (UOA)	0
Baseline contract value	£80,485.32

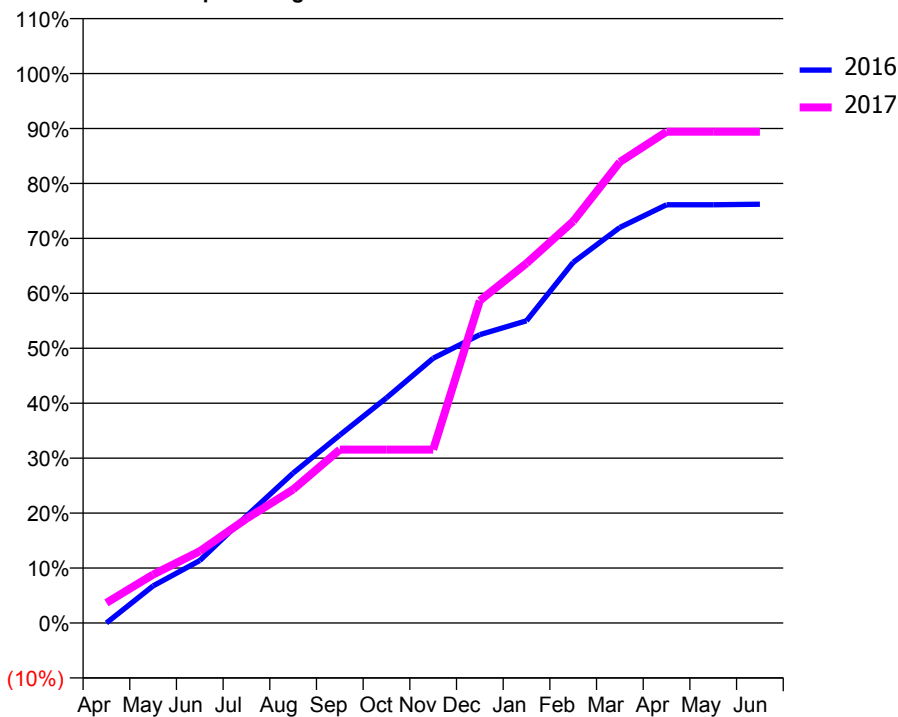
ACCESS*

Patients seen in 24 months	Total	Change since previous quarter
Quarter ending March 2016	1,086	
Quarter ending June 2016	1,103	→
Quarter ending September 2016	1,106	→
Quarter ending December 2016	1,152	↑
Quarter ending March 2017	1,231	↑
Variance since March 2016	13.4%	↑



ACTIVITY

Cumulative percentage of contracted UDA delivered 2016 & 2017



Adjusted Scheduled Activity (UDA)

Month	2016	2017
April	0	125
May	230	301
June	387	445
July	663	646
August	929	827
September	1,164	1,075
October	1,395	1,075
November	1,640	1,075
December	1,786	1,997
January	1,872	2,228
February	2,234	2,489
March	2,450	2,856
April	2,591	3,043
May	2,591	3,043
June	2,594	3,043

QUALITY

	Quantity	Base Number	Contract	AT	Region	England
% of FP17s for the same patient ID Re-attending within 3 months - Children	170	1,869	9.1%	11.5%	13.3%	12.3%
% of FP17s for the same patient ID Re-attending within 3 months - Adults	5	88	5.7%	15.6%	17.3%	16.7%
% of FP17s for the same patient ID Re-attending between 3 & 9 months - Children	1,212	1,869	64.8%	57.3%	58.9%	57.6%
% of FP17s for the same patient ID Re-attending between 3 & 9 months - Adults	21	88	23.9%	52.0%	52.2%	50.1%
% of FP17s for Band 1 Urgent Courses	66	1,953	3.4%	8.2%	9.2%	9.1%
% of FP17s Relating to Free Repair or Replacements	1	1,953	0.1%	1.2%	1.0%	0.8%
% of FP17s Relating to Continuations	23	1,953	1.2%	1.6%	1.4%	1.2%
% of Patients satisfied with the dentistry they have received	1	1	N/A	93.3%	93.1%	92.8%
% of Patients satisfied with the time they had to wait for an appointment	1	1	N/A	90.4%	89.5%	88.7%

* This is based on patients treated on this contract for their most recent course of treatment. Figures in italics indicate the base number of FP17s or Patient Questionnaire responses are less than 100. N/A is shown where the base number of responses is less than 10 during the period. % is calculated as Quantity/Base number*100

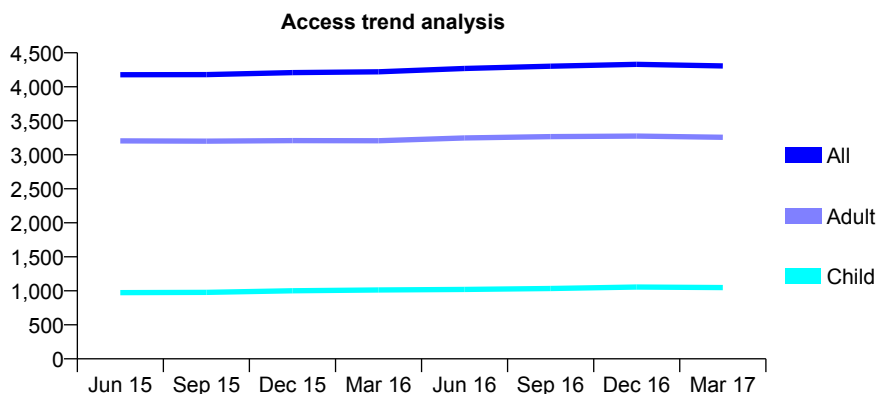
Q49 - Vital Signs At a Glance Contract Report for 784540/0001 - Year end March 2017

Name or company name	JL and VA Gamon
Contract type name	GDS Contract
Purpose of contract	General and Orthodontic
Contract start date	12/04/2009
Contract end date	

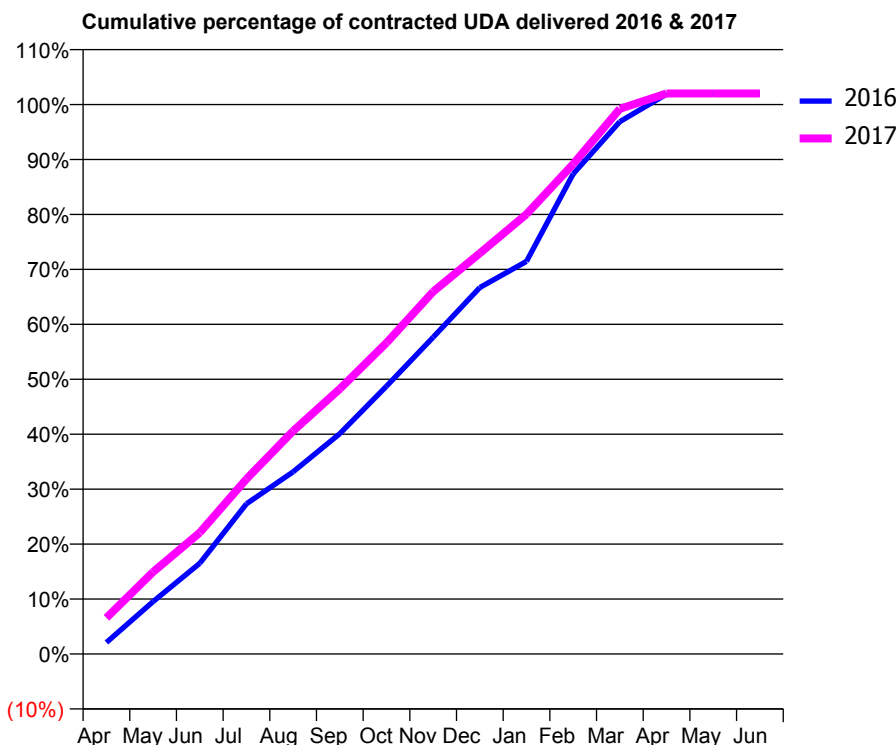
16/17 Contracted general activity (UDA)	13,247
Carry forward general activity (UDA)	-238
16/17 Contracted orthodontic activity (UOA)	375
Carry forward orthodontic activity (UOA)	0
Baseline contract value	£315,049.45

ACCESS*

Patients seen in 24 months	Total	Change since previous quarter
Quarter ending March 2016	4,220	
Quarter ending June 2016	4,269	→
Quarter ending September 2016	4,302	→
Quarter ending December 2016	4,330	→
Quarter ending March 2017	4,307	→
Variance since March 2016	2.1%	↑



ACTIVITY



Month	Adjusted Scheduled Activity (UDA)	
	2016	2017
April	279	873
May	1,261	1,979
June	2,183	2,927
July	3,613	4,219
August	4,382	5,375
September	5,298	6,392
October	6,439	7,501
November	7,616	8,737
December	8,814	9,660
January	9,441	10,604
February	11,545	11,812
March	12,801	13,144
April	13,463	13,512
May	13,480	13,512
June	13,480	13,512

QUALITY

	Quantity	Base Number	Contract	AT	Region	England
% of FP17s for the same patient ID Re-attending within 3 months - Children	178	1,646	10.8%	11.5%	13.3%	12.3%
% of FP17s for the same patient ID Re-attending within 3 months - Adults	580	4,240	13.7%	15.6%	17.3%	16.7%
% of FP17s for the same patient ID Re-attending between 3 & 9 months - Children	904	1,646	54.9%	57.3%	58.9%	57.6%
% of FP17s for the same patient ID Re-attending between 3 & 9 months - Adults	2,087	4,240	49.2%	52.0%	52.2%	50.1%
% of FP17s for Band 1 Urgent Courses	374	5,743	6.5%	8.2%	9.2%	9.1%
% of FP17s Relating to Free Repair or Replacements	64	5,743	1.1%	1.2%	1.0%	0.8%
% of FP17s Relating to Continuations	124	5,743	2.2%	1.6%	1.4%	1.2%
% of Patients satisfied with the dentistry they have received	6	6	N/A	93.3%	93.1%	92.8%
% of Patients satisfied with the time they had to wait for an appointment	5	6	N/A	90.4%	89.5%	88.7%

* This is based on patients treated on this contract for their most recent course of treatment. Figures in italics indicate the base number of FP17s or Patient Questionnaire responses are less than 100. N/A is shown where the base number of responses is less than 10 during the period. % is calculated as Quantity/Base number*100

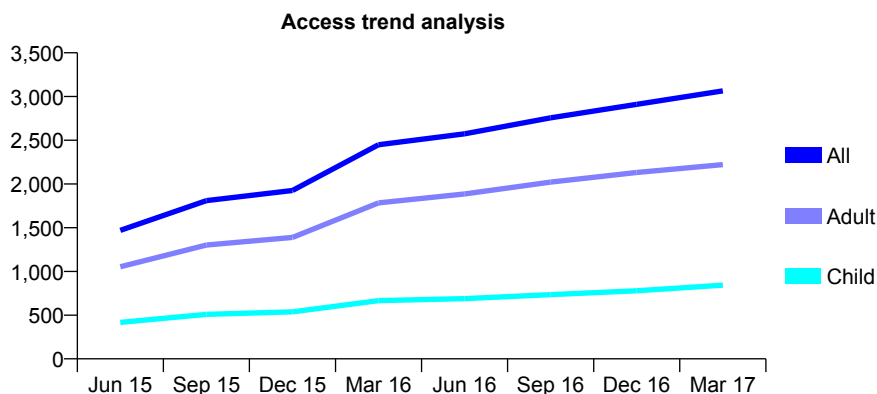
Q49 - Vital Signs At a Glance Contract Report for 789348/0001 - Year end March 2017

Name or company name	MR B MOHRI
Contract type name	GDS Contract
Purpose of contract	General
Contract start date	01/01/2015
Contract end date	

16/17 Contracted general activity (UDA)	11,409
Carry forward general activity (UDA)	0
16/17 Contracted orthodontic activity (UOA)	0
Carry forward orthodontic activity (UOA)	0
Baseline contract value	£244,715.85

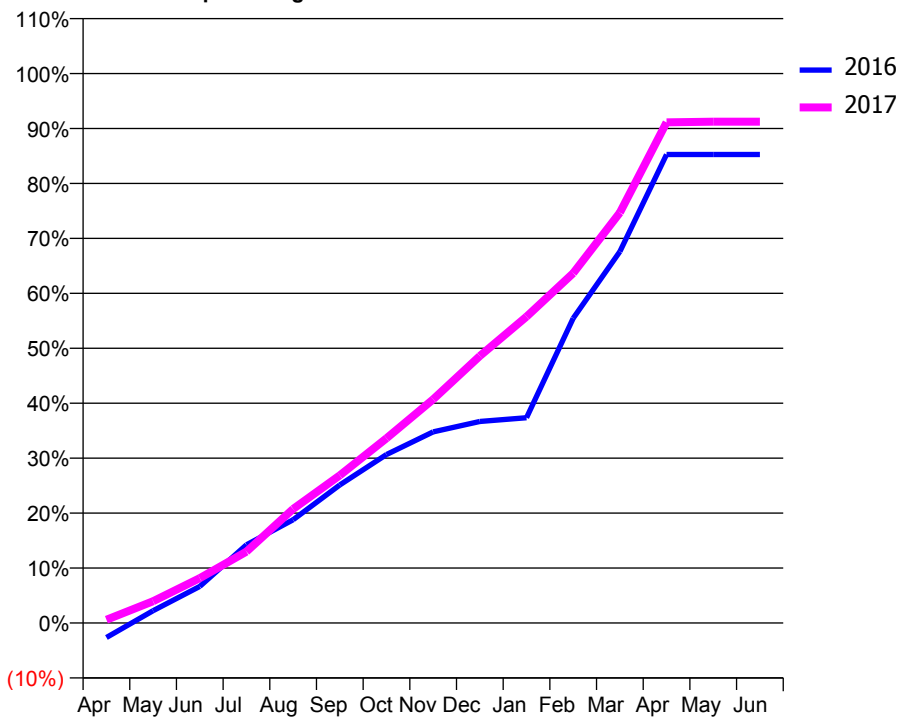
ACCESS*

Patients seen in 24 months	Total	Change since previous quarter
Quarter ending March 2016	2,449	
Quarter ending June 2016	2,573	↑
Quarter ending September 2016	2,756	↑
Quarter ending December 2016	2,910	↑
Quarter ending March 2017	3,065	↑
Variance since March 2016	25.2%	↑



ACTIVITY

Cumulative percentage of contracted UDA delivered 2016 & 2017



Adjusted Scheduled Activity (UDA)

Month	2016	2017
April	-303	68
May	257	454
June	760	933
July	1,624	1,482
August	2,145	2,368
September	2,867	3,066
October	3,499	3,837
November	3,968	4,645
December	4,184	5,544
January	4,262	6,360
February	6,328	7,263
March	7,712	8,521
April	9,726	10,396
May	9,726	10,409
June	9,726	10,409

QUALITY

	Quantity	Base Number	Contract	AT	Region	England
% of FP17s for the same patient ID Re-attending within 3 months - Children	82	1,078	7.6%	11.5%	13.3%	12.3%
% of FP17s for the same patient ID Re-attending within 3 months - Adults	420	2,724	15.4%	15.6%	17.3%	16.7%
% of FP17s for the same patient ID Re-attending between 3 & 9 months - Children	448	1,078	41.6%	57.3%	58.9%	57.6%
% of FP17s for the same patient ID Re-attending between 3 & 9 months - Adults	1,063	2,724	39.0%	52.0%	52.2%	50.1%
% of FP17s for Band 1 Urgent Courses	329	3,921	8.4%	8.2%	9.2%	9.1%
% of FP17s Relating to Free Repair or Replacements	14	3,921	0.4%	1.2%	1.0%	0.8%
% of FP17s Relating to Continuations	47	3,921	1.2%	1.6%	1.4%	1.2%
% of Patients satisfied with the dentistry they have received	2	2	N/A	93.3%	93.1%	92.8%
% of Patients satisfied with the time they had to wait for an appointment	2	2	N/A	90.4%	89.5%	88.7%

* This is based on patients treated on this contract for their most recent course of treatment. Figures in italics indicate the base number of FP17s or Patient Questionnaire responses are less than 100. N/A is shown where the base number of responses is less than 10 during the period. % is calculated as Quantity/Base number*100

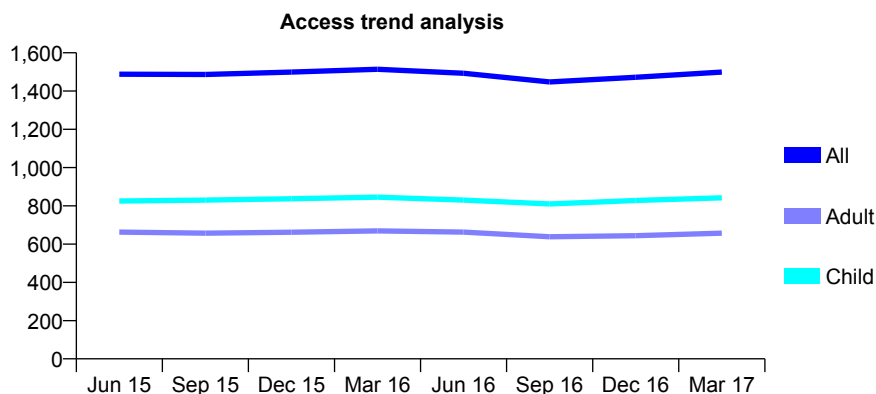
Q49 - Vital Signs At a Glance Contract Report for 804991/0001 - Year end March 2017

Name or company name	MR RE CHAPMAN
Contract type name	GDS Contract
Purpose of contract	General
Contract start date	01/04/2006
Contract end date	

16/17 Contracted general activity (UDA)	3,405
Carry forward general activity (UDA)	0
16/17 Contracted orthodontic activity (UOA)	0
Carry forward orthodontic activity (UOA)	0
Baseline contract value	£117,908.64

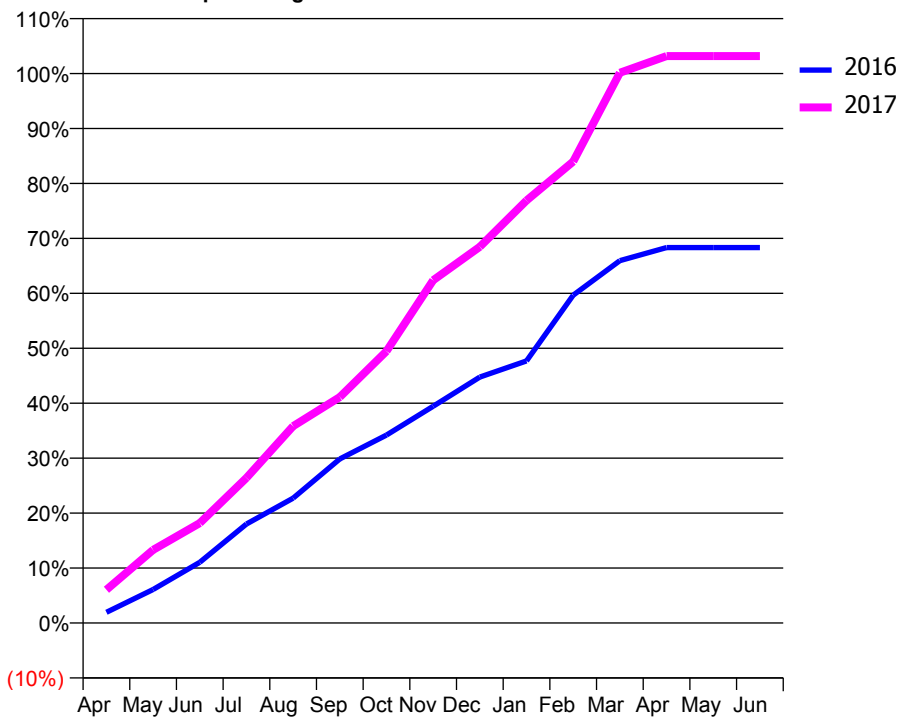
ACCESS*

Patients seen in 24 months	Total	Change since previous quarter
Quarter ending March 2016	1,514	
Quarter ending June 2016	1,493	↓
Quarter ending September 2016	1,448	↓
Quarter ending December 2016	1,472	→
Quarter ending March 2017	1,499	→
Variance since March 2016	(1.0%)	→



ACTIVITY

Cumulative percentage of contracted UDA delivered 2016 & 2017



Month	Adjusted Scheduled Activity (UDA)	
	2016	2017
April	99	206
May	310	453
June	560	619
July	913	900
August	1,151	1,220
September	1,513	1,400
October	1,732	1,684
November	1,998	2,124
December	2,268	2,331
January	2,416	2,618
February	3,022	2,860
March	3,341	3,410
April	3,462	3,513
May	3,462	3,513
June	3,462	3,513

QUALITY

	Quantity	Base Number	Contract	AT	Region	England
% of FP17s for the same patient ID Re-attending within 3 months - Children	62	1,133	5.5%	11.5%	13.3%	12.3%
% of FP17s for the same patient ID Re-attending within 3 months - Adults	114	779	14.6%	15.6%	17.3%	16.7%
% of FP17s for the same patient ID Re-attending between 3 & 9 months - Children	646	1,133	57.0%	57.3%	58.9%	57.6%
% of FP17s for the same patient ID Re-attending between 3 & 9 months - Adults	360	779	46.2%	52.0%	52.2%	50.1%
% of FP17s for Band 1 Urgent Courses	14	1,909	0.7%	8.2%	9.2%	9.1%
% of FP17s Relating to Free Repair or Replacements	5	1,909	0.3%	1.2%	1.0%	0.8%
% of FP17s Relating to Continuations	3	1,909	0.2%	1.6%	1.4%	1.2%
% of Patients satisfied with the dentistry they have received	2	2	N/A	93.3%	93.1%	92.8%
% of Patients satisfied with the time they had to wait for an appointment	2	2	N/A	90.4%	89.5%	88.7%

* This is based on patients treated on this contract for their most recent course of treatment. Figures in italics indicate the base number of FP17s or Patient Questionnaire responses are less than 100. N/A is shown where the base number of responses is less than 10 during the period. % is calculated as Quantity/Base number*100

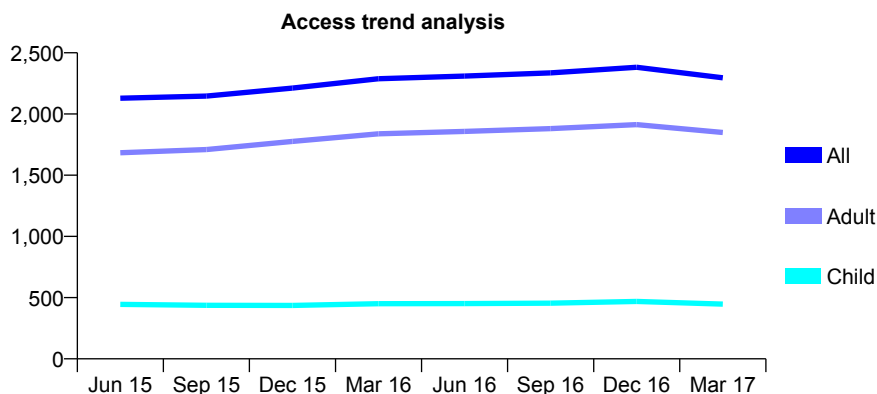
Q49 - Vital Signs At a Glance Contract Report for 808172/0001 - Year end March 2017

Name or company name	Mrs F Buchanan & Mrs Simi Kothiwala
Contract type name	GDS Contract
Purpose of contract	General and Orthodontic
Contract start date	01/04/2006
Contract end date	

16/17 Contracted general activity (UDA)	5,697
Carry forward general activity (UDA)	0
16/17 Contracted orthodontic activity (UOA)	0
Carry forward orthodontic activity (UOA)	0
Baseline contract value	£164,957.10

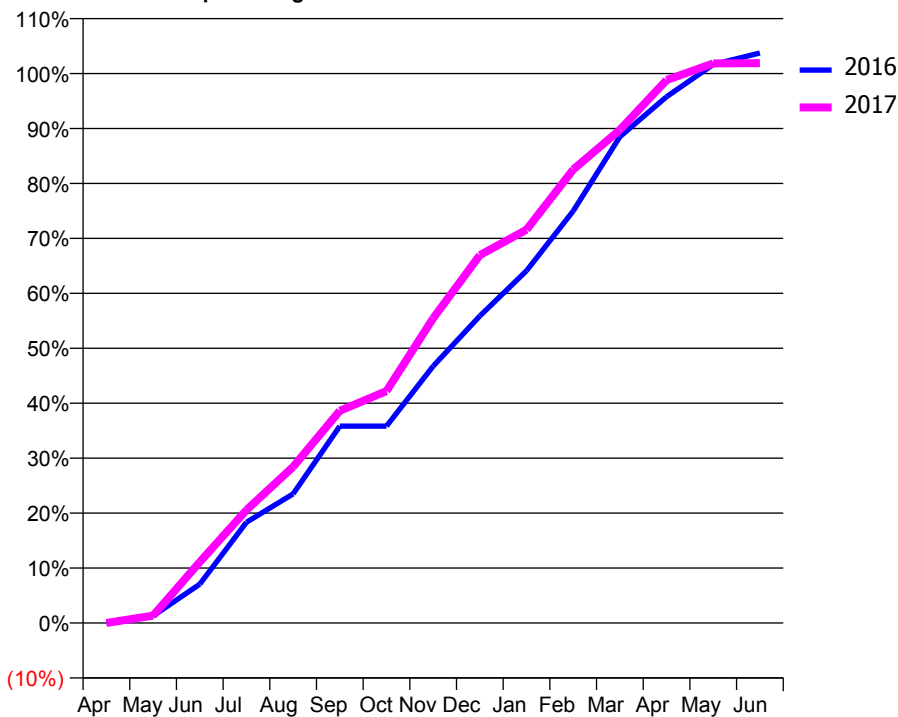
ACCESS*

Patients seen in 24 months	Total	Change since previous quarter
Quarter ending March 2016	2,288	
Quarter ending June 2016	2,310	→
Quarter ending September 2016	2,336	→
Quarter ending December 2016	2,382	→
Quarter ending March 2017	2,296	↓
Variance since March 2016	0.3%	→



ACTIVITY

Cumulative percentage of contracted UDA delivered 2016 & 2017



Month	Adjusted Scheduled Activity (UDA)	
	2016	2017
April	0	0
May	73	77
June	401	633
July	1,038	1,171
August	1,331	1,620
September	2,028	2,200
October	2,028	2,405
November	2,648	3,160
December	3,164	3,814
January	3,630	4,077
February	4,245	4,701
March	5,012	5,113
April	5,424	5,629
May	5,757	5,801
June	5,874	5,804

QUALITY

	Quantity	Base Number	Contract	AT	Region	England
% of FP17s for the same patient ID Re-attending within 3 months - Children	102	712	14.3%	11.5%	13.3%	12.3%
% of FP17s for the same patient ID Re-attending within 3 months - Adults	262	2,490	10.5%	15.6%	17.3%	16.7%
% of FP17s for the same patient ID Re-attending between 3 & 9 months - Children	419	712	58.8%	57.3%	58.9%	57.6%
% of FP17s for the same patient ID Re-attending between 3 & 9 months - Adults	1,496	2,490	60.1%	52.0%	52.2%	50.1%
% of FP17s for Band 1 Urgent Courses	35	3,141	1.1%	8.2%	9.2%	9.1%
% of FP17s Relating to Free Repair or Replacements	25	3,141	0.8%	1.2%	1.0%	0.8%
% of FP17s Relating to Continuations	27	3,141	0.9%	1.6%	1.4%	1.2%
% of Patients satisfied with the dentistry they have received	3	3	N/A	93.3%	93.1%	92.8%
% of Patients satisfied with the time they had to wait for an appointment	3	3	N/A	90.4%	89.5%	88.7%

* This is based on patients treated on this contract for their most recent course of treatment. Figures in italics indicate the base number of FP17s or Patient Questionnaire responses are less than 100. N/A is shown where the base number of responses is less than 10 during the period. % is calculated as Quantity/Base number*100

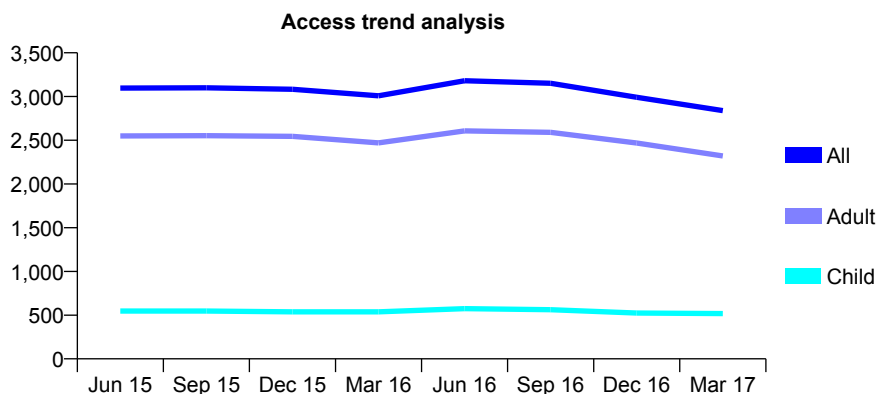
Q49 - Vital Signs At a Glance Contract Report for 813257/0001 - Year end March 2017

Name or company name	The Berwick Dental Practice Partnership
Contract type name	GDS Contract
Purpose of contract	General
Contract start date	01/04/2006
Contract end date	

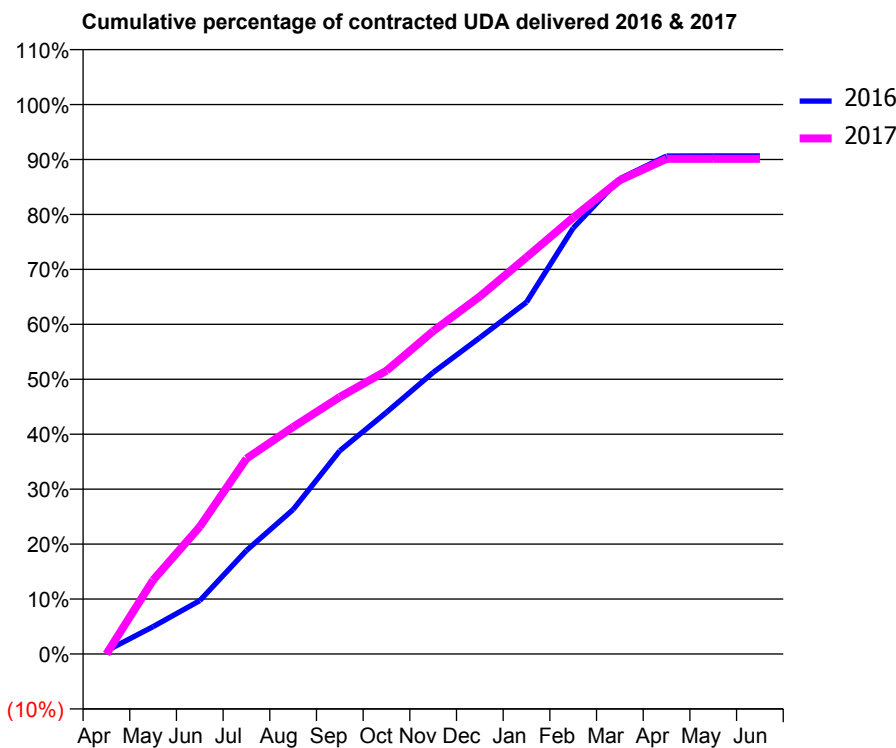
16/17 Contracted general activity (UDA)	10,736
Carry forward general activity (UDA)	0
16/17 Contracted orthodontic activity (UOA)	0
Carry forward orthodontic activity (UOA)	0
Baseline contract value	£272,583.76

ACCESS*

Patients seen in 24 months	Total	Change since previous quarter
Quarter ending March 2016	3,008	
Quarter ending June 2016	3,181	↑
Quarter ending September 2016	3,152	→
Quarter ending December 2016	2,992	↓
Quarter ending March 2017	2,839	↓
Variance since March 2016	(5.6%)	↓



ACTIVITY



Month	Adjusted Scheduled Activity (UDA)	
	2016	2017
April	61	0
May	535	1,444
June	1,043	2,487
July	2,023	3,818
August	2,823	4,435
September	3,971	5,022
October	4,721	5,536
November	5,502	6,310
December	6,180	6,985
January	6,874	7,753
February	8,322	8,528
March	9,286	9,259
April	9,729	9,675
May	9,731	9,675
June	9,731	9,675

QUALITY

	Quantity	Base Number	Contract	AT	Region	England
% of FP17s for the same patient ID Re-attending within 3 months - Children	54	783	6.9%	11.5%	13.3%	12.3%
% of FP17s for the same patient ID Re-attending within 3 months - Adults	533	3,824	13.9%	15.6%	17.3%	16.7%
% of FP17s for the same patient ID Re-attending between 3 & 9 months - Children	440	783	56.2%	57.3%	58.9%	57.6%
% of FP17s for the same patient ID Re-attending between 3 & 9 months - Adults	2,264	3,824	59.2%	52.0%	52.2%	50.1%
% of FP17s for Band 1 Urgent Courses	299	4,576	6.5%	8.2%	9.2%	9.1%
% of FP17s Relating to Free Repair or Replacements	58	4,576	1.3%	1.2%	1.0%	0.8%
% of FP17s Relating to Continuations	69	4,576	1.5%	1.6%	1.4%	1.2%
% of Patients satisfied with the dentistry they have received	4	4	N/A	93.3%	93.1%	92.8%
% of Patients satisfied with the time they had to wait for an appointment	3	4	N/A	90.4%	89.5%	88.7%

* This is based on patients treated on this contract for their most recent course of treatment. Figures in italics indicate the base number of FP17s or Patient Questionnaire responses are less than 100. N/A is shown where the base number of responses is less than 10 during the period. % is calculated as Quantity/Base number*100

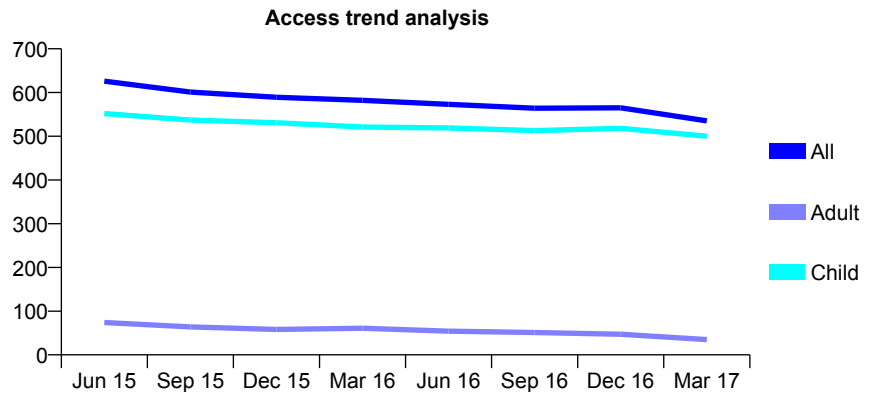
Q49 - Vital Signs At a Glance Contract Report for 814016/0001 - Year end March 2017

Name or company name	MR JW LEIGH
Contract type name	GDS Contract
Purpose of contract	General
Contract start date	01/04/2006
Contract end date	

16/17 Contracted general activity (UDA)	1,250
Carry forward general activity (UDA)	0
16/17 Contracted orthodontic activity (UOA)	0
Carry forward orthodontic activity (UOA)	0
Baseline contract value	£30,014.66

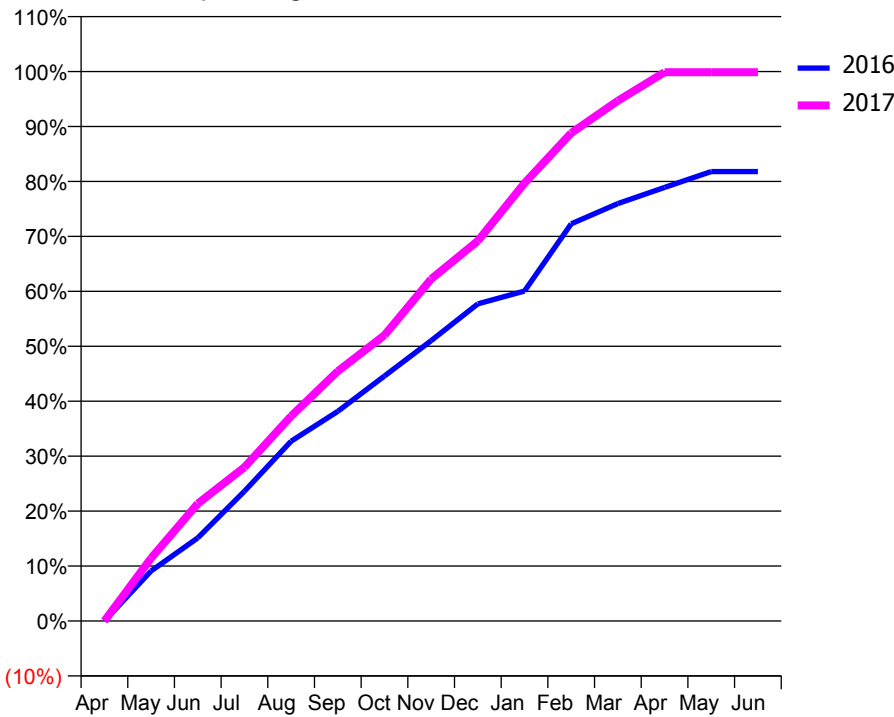
ACCESS*

Patients seen in 24 months	Total	Change since previous quarter
Quarter ending March 2016	582	
Quarter ending June 2016	573	↓
Quarter ending September 2016	564	↓
Quarter ending December 2016	565	→
Quarter ending March 2017	535	↓
Variance since March 2016	(8.1%)	↓



ACTIVITY

Cumulative percentage of contracted UDA delivered 2016 & 2017



Month	Adjusted Scheduled Activity (UDA)	
	2016	2017
April	0	0
May	146	143
June	242	267
July	378	350
August	523	466
September	610	568
October	713	650
November	816	778
December	923	865
January	961	996
February	1,156	1,110
March	1,215	1,183
April	1,262	1,248
May	1,309	1,248
June	1,309	1,248

QUALITY

	Quantity	Base Number	Contract	AT	Region	England
% of FP17s for the same patient ID Re-attending within 3 months - Children	53	862	6.1%	11.5%	13.3%	12.3%
% of FP17s for the same patient ID Re-attending within 3 months - Adults	0	0	N/A	15.6%	17.3%	16.7%
% of FP17s for the same patient ID Re-attending between 3 & 9 months - Children	602	862	69.8%	57.3%	58.9%	57.6%
% of FP17s for the same patient ID Re-attending between 3 & 9 months - Adults	0	0	N/A	52.0%	52.2%	50.1%
% of FP17s for Band 1 Urgent Courses	7	830	0.8%	8.2%	9.2%	9.1%
% of FP17s Relating to Free Repair or Replacements	0	830	0.0%	1.2%	1.0%	0.8%
% of FP17s Relating to Continuations	0	830	0.0%	1.6%	1.4%	1.2%
% of Patients satisfied with the dentistry they have received	1	1	N/A	93.3%	93.1%	92.8%
% of Patients satisfied with the time they had to wait for an appointment	1	1	N/A	90.4%	89.5%	88.7%

* This is based on patients treated on this contract for their most recent course of treatment. Figures in italics indicate the base number of FP17s or Patient Questionnaire responses are less than 100. N/A is shown where the base number of responses is less than 10 during the period. % is calculated as Quantity/Base number*100

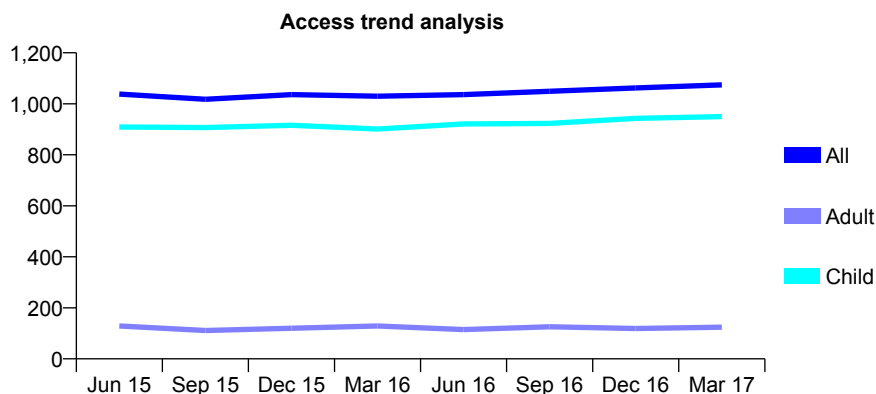
Q49 - Vital Signs At a Glance Contract Report for 817201/0001 - Year end March 2017

Name or company name	MR JB LEWIS
Contract type name	GDS Contract
Purpose of contract	General
Contract start date	01/04/2011
Contract end date	

16/17 Contracted general activity (UDA)	2,408
Carry forward general activity (UDA)	106
16/17 Contracted orthodontic activity (UOA)	0
Carry forward orthodontic activity (UOA)	0
Baseline contract value	£57,644.62

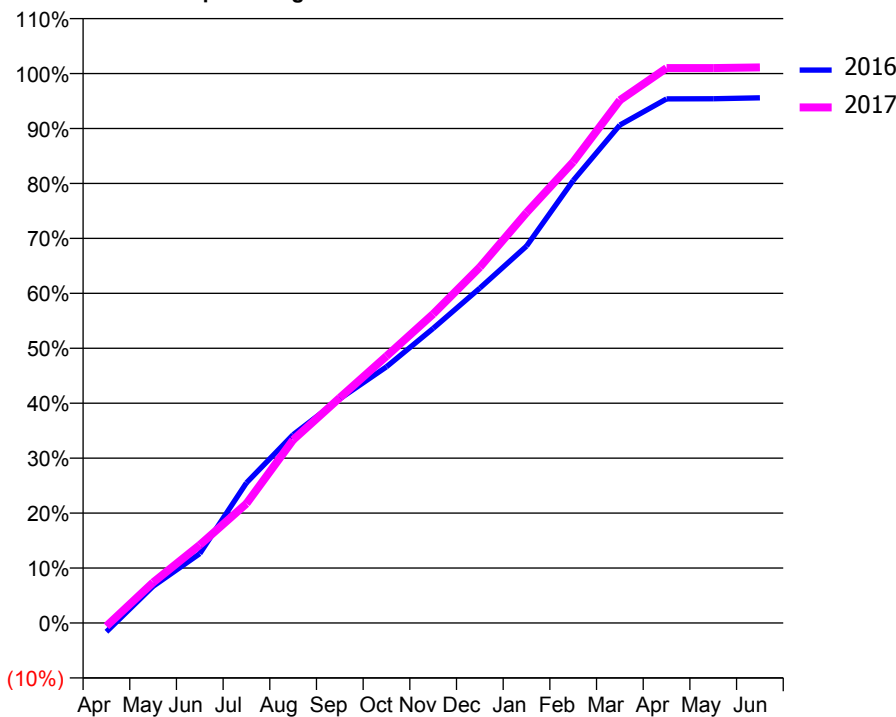
ACCESS*

Patients seen in 24 months	Total	Change since previous quarter
Quarter ending March 2016	1,030	
Quarter ending June 2016	1,036	→
Quarter ending September 2016	1,049	→
Quarter ending December 2016	1,062	→
Quarter ending March 2017	1,074	→
Variance since March 2016	4.3%	↑



ACTIVITY

Cumulative percentage of contracted UDA delivered 2016 & 2017



Month	Adjusted Scheduled Activity (UDA)	
	2016	2017
April	-39	-15
May	161	178
June	304	342
July	614	523
August	825	803
September	983	987
October	1,123	1,170
November	1,291	1,354
December	1,468	1,559
January	1,652	1,798
February	1,939	2,020
March	2,182	2,291
April	2,297	2,432
May	2,298	2,432
June	2,302	2,435

QUALITY

	Quantity	Base Number	Contract	AT	Region	England
% of FP17s for the same patient ID Re-attending within 3 months - Children	221	1,781	12.4%	11.5%	13.3%	12.3%
% of FP17s for the same patient ID Re-attending within 3 months - Adults	0	0	N/A	15.6%	17.3%	16.7%
% of FP17s for the same patient ID Re-attending between 3 & 9 months - Children	1,147	1,781	64.4%	57.3%	58.9%	57.6%
% of FP17s for the same patient ID Re-attending between 3 & 9 months - Adults	0	0	N/A	52.0%	52.2%	50.1%
% of FP17s for Band 1 Urgent Courses	94	1,781	5.3%	8.2%	9.2%	9.1%
% of FP17s Relating to Free Repair or Replacements	0	1,781	0.0%	1.2%	1.0%	0.8%
% of FP17s Relating to Continuations	0	1,781	0.0%	1.6%	1.4%	1.2%
% of Patients satisfied with the dentistry they have received	1	1	N/A	93.3%	93.1%	92.8%
% of Patients satisfied with the time they had to wait for an appointment	1	1	N/A	90.4%	89.5%	88.7%

* This is based on patients treated on this contract for their most recent course of treatment. Figures in italics indicate the base number of FP17s or Patient Questionnaire responses are less than 100. N/A is shown where the base number of responses is less than 10 during the period. % is calculated as Quantity/Base number*100

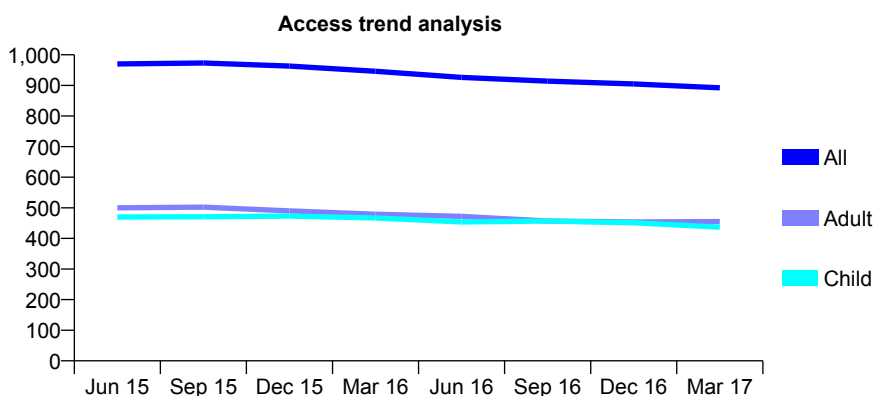
Q49 - Vital Signs At a Glance Contract Report for 819042/0001 - Year end March 2017

Name or company name	Market Street Dental Practice
Contract type name	GDS Contract
Purpose of contract	General
Contract start date	01/04/2006
Contract end date	

16/17 Contracted general activity (UDA)	3,200
Carry forward general activity (UDA)	0
16/17 Contracted orthodontic activity (UOA)	0
Carry forward orthodontic activity (UOA)	0
Baseline contract value	£86,513.62

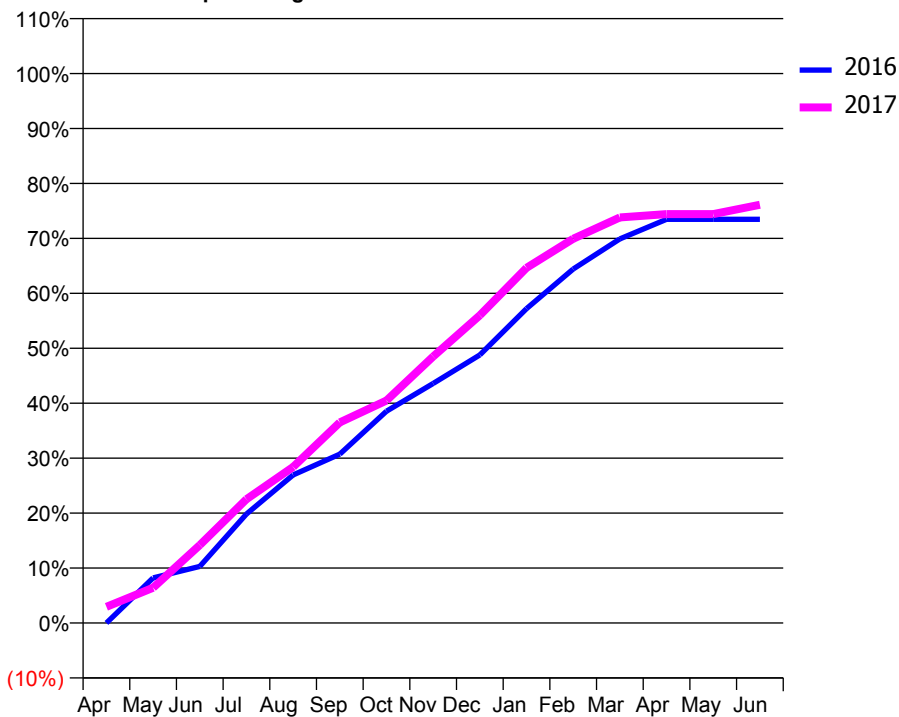
ACCESS*

Patients seen in 24 months	Total	Change since previous quarter
Quarter ending March 2016	946	
Quarter ending June 2016	926	↓
Quarter ending September 2016	914	↓
Quarter ending December 2016	905	→
Quarter ending March 2017	892	↓
Variance since March 2016	(5.7%)	↓



ACTIVITY

Cumulative percentage of contracted UDA delivered 2016 & 2017



Month	Adjusted Scheduled Activity (UDA)	
	2016	2017
April	0	94
May	263	205
June	330	454
July	635	721
August	862	909
September	983	1,168
October	1,233	1,296
November	1,395	1,552
December	1,561	1,792
January	1,831	2,069
February	2,061	2,238
March	2,237	2,362
April	2,351	2,382
May	2,351	2,382
June	2,351	2,436

QUALITY

	Quantity	Base Number	Contract	AT	Region	England
% of FP17s for the same patient ID Re-attending within 3 months - Children	60	707	8.5%	11.5%	13.3%	12.3%
% of FP17s for the same patient ID Re-attending within 3 months - Adults	97	648	15.0%	15.6%	17.3%	16.7%
% of FP17s for the same patient ID Re-attending between 3 & 9 months - Children	464	707	65.6%	57.3%	58.9%	57.6%
% of FP17s for the same patient ID Re-attending between 3 & 9 months - Adults	400	648	61.7%	52.0%	52.2%	50.1%
% of FP17s for Band 1 Urgent Courses	13	1,314	1.0%	8.2%	9.2%	9.1%
% of FP17s Relating to Free Repair or Replacements	0	1,314	0.0%	1.2%	1.0%	0.8%
% of FP17s Relating to Continuations	55	1,314	4.2%	1.6%	1.4%	1.2%
% of Patients satisfied with the dentistry they have received	1	1	N/A	93.3%	93.1%	92.8%
% of Patients satisfied with the time they had to wait for an appointment	1	1	N/A	90.4%	89.5%	88.7%

* This is based on patients treated on this contract for their most recent course of treatment. Figures in italics indicate the base number of FP17s or Patient Questionnaire responses are less than 100. N/A is shown where the base number of responses is less than 10 during the period. % is calculated as Quantity/Base number*100

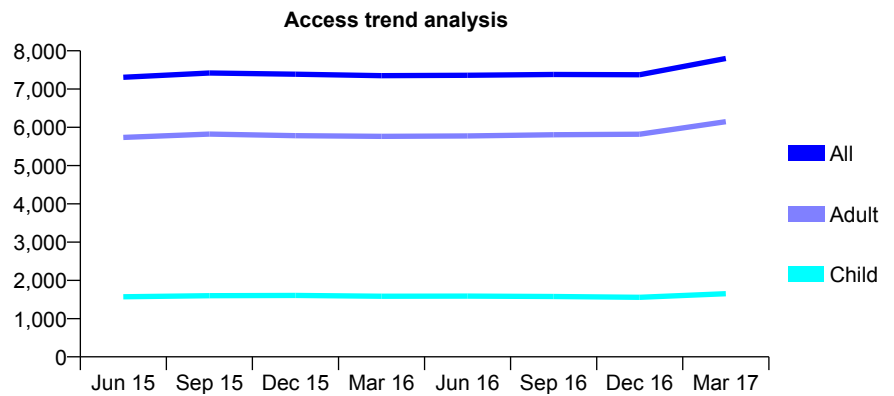
Q49 - Vital Signs At a Glance Contract Report for 819786/0001 - Year end March 2017

Name or company name	MR CA TURNER
Contract type name	GDS Contract
Purpose of contract	General
Contract start date	01/10/2013
Contract end date	

16/17 Contracted general activity (UDA)	22,621
Carry forward general activity (UDA)	0
16/17 Contracted orthodontic activity (UOA)	0
Carry forward orthodontic activity (UOA)	0
Baseline contract value	£828,447.10

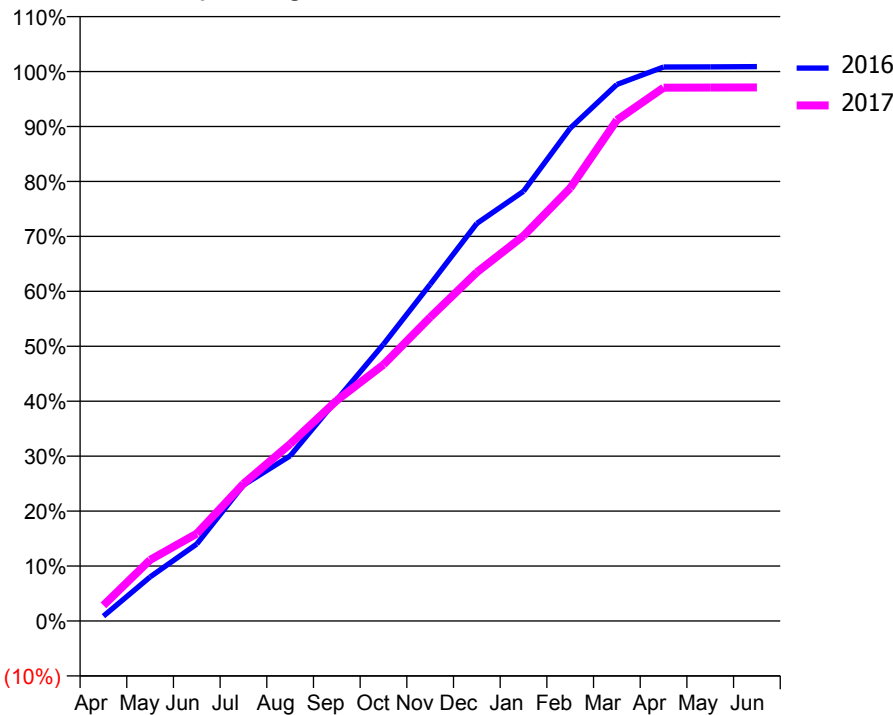
ACCESS*

Patients seen in 24 months	Total	Change since previous quarter
Quarter ending March 2016	7,349	
Quarter ending June 2016	7,362	→
Quarter ending September 2016	7,381	→
Quarter ending December 2016	7,376	→
Quarter ending March 2017	7,799	↑
Variance since March 2016	6.1%	↑



ACTIVITY

Cumulative percentage of contracted UDA delivered 2016 & 2017



Month	Adjusted Scheduled Activity (UDA)	
	2016	2017
April	198	646
May	1,816	2,519
June	3,171	3,598
July	5,595	5,651
August	6,800	7,288
September	9,108	9,080
October	11,396	10,551
November	13,858	12,503
December	16,368	14,356
January	17,687	15,854
February	20,285	17,820
March	22,089	20,620
April	22,804	21,954
May	22,809	21,963
June	22,825	21,963

QUALITY

	Quantity	Base Number	Contract	AT	Region	England
% of FP17s for the same patient ID Re-attending within 3 months - Children	215	2,658	8.1%	11.5%	13.3%	12.3%
% of FP17s for the same patient ID Re-attending within 3 months - Adults	1,233	7,904	15.6%	15.6%	17.3%	16.7%
% of FP17s for the same patient ID Re-attending between 3 & 9 months - Children	1,712	2,658	64.4%	57.3%	58.9%	57.6%
% of FP17s for the same patient ID Re-attending between 3 & 9 months - Adults	3,206	7,904	40.6%	52.0%	52.2%	50.1%
% of FP17s for Band 1 Urgent Courses	1,031	10,199	10.1%	8.2%	9.2%	9.1%
% of FP17s Relating to Free Repair or Replacements	256	10,199	2.5%	1.2%	1.0%	0.8%
% of FP17s Relating to Continuations	104	10,199	1.0%	1.6%	1.4%	1.2%
% of Patients satisfied with the dentistry they have received	15	15	100.0%	93.3%	93.1%	92.8%
% of Patients satisfied with the time they had to wait for an appointment	14	15	93.3%	90.4%	89.5%	88.7%

* This is based on patients treated on this contract for their most recent course of treatment. Figures in italics indicate the base number of FP17s or Patient Questionnaire responses are less than 100. N/A is shown where the base number of responses is less than 10 during the period. % is calculated as Quantity/Base number*100

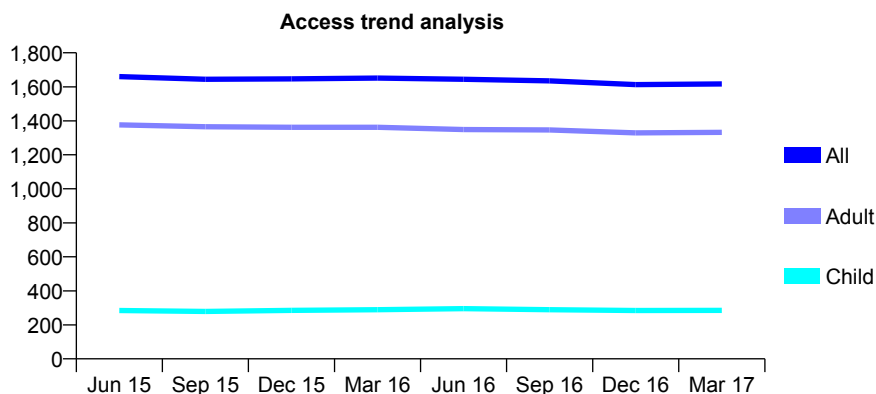
Q49 - Vital Signs At a Glance Contract Report for 826324/0002 - Year end March 2017

Name or company name	MR B SWIFT
Contract type name	GDS Contract
Purpose of contract	General
Contract start date	06/04/2013
Contract end date	

16/17 Contracted general activity (UDA)	6,000
Carry forward general activity (UDA)	0
16/17 Contracted orthodontic activity (UOA)	0
Carry forward orthodontic activity (UOA)	0
Baseline contract value	£138,803.54

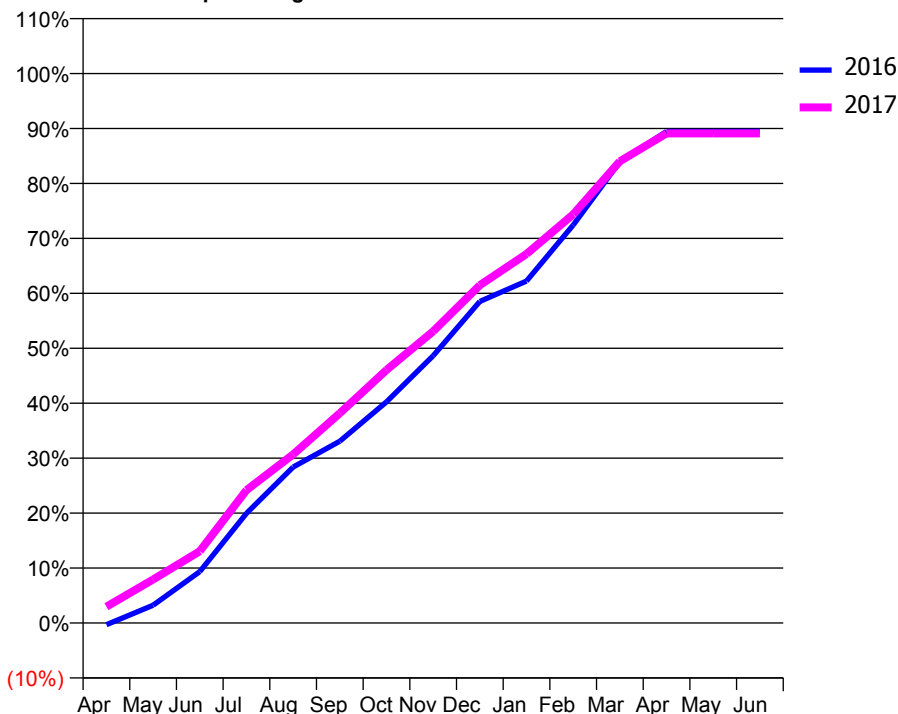
ACCESS*

Patients seen in 24 months	Total	Change since previous quarter
Quarter ending March 2016	1,651	
Quarter ending June 2016	1,644	→
Quarter ending September 2016	1,635	→
Quarter ending December 2016	1,613	↓
Quarter ending March 2017	1,617	→
Variance since March 2016	(2.1%)	↓



ACTIVITY

Cumulative percentage of contracted UDA delivered 2016 & 2017



Month	Adjusted Scheduled Activity (UDA)	
	2016	2017
April	-20	178
May	194	475
June	561	784
July	1,197	1,451
August	1,703	1,841
September	1,986	2,292
October	2,414	2,763
November	2,918	3,185
December	3,512	3,689
January	3,734	4,029
February	4,345	4,462
March	5,037	5,042
April	5,368	5,346
May	5,368	5,346
June	5,370	5,346

QUALITY

	Quantity	Base Number	Contract	AT	Region	England
% of FP17s for the same patient ID Re-attending within 3 months - Children	37	448	8.3%	11.5%	13.3%	12.3%
% of FP17s for the same patient ID Re-attending within 3 months - Adults	417	2,439	17.1%	15.6%	17.3%	16.7%
% of FP17s for the same patient ID Re-attending between 3 & 9 months - Children	292	448	65.2%	57.3%	58.9%	57.6%
% of FP17s for the same patient ID Re-attending between 3 & 9 months - Adults	1,622	2,439	66.5%	52.0%	52.2%	50.1%
% of FP17s for Band 1 Urgent Courses	287	2,854	10.1%	8.2%	9.2%	9.1%
% of FP17s Relating to Free Repair or Replacements	54	2,854	1.9%	1.2%	1.0%	0.8%
% of FP17s Relating to Continuations	25	2,854	0.9%	1.6%	1.4%	1.2%
% of Patients satisfied with the dentistry they have received	5	5	N/A	93.3%	93.1%	92.8%
% of Patients satisfied with the time they had to wait for an appointment	5	5	N/A	90.4%	89.5%	88.7%

* This is based on patients treated on this contract for their most recent course of treatment. Figures in italics indicate the base number of FP17s or Patient Questionnaire responses are less than 100. N/A is shown where the base number of responses is less than 10 during the period. % is calculated as Quantity/Base number*100

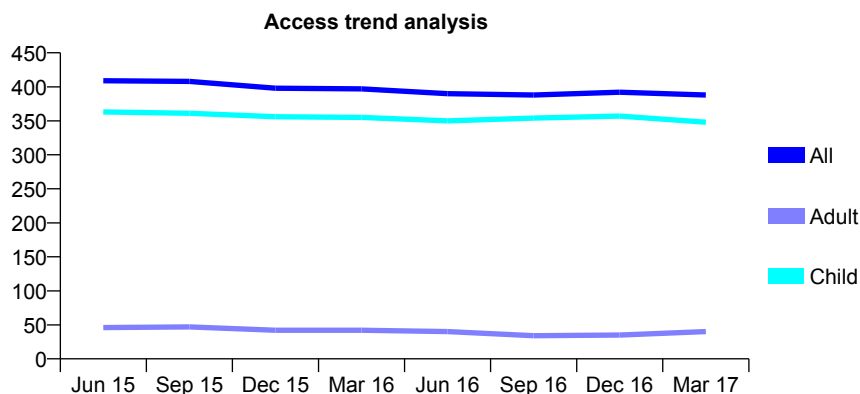
Q49 - Vital Signs At a Glance Contract Report for 826693/0001 - Year end March 2017

Name or company name	MR JR MCHUGH
Contract type name	GDS Contract
Purpose of contract	General
Contract start date	01/04/2006
Contract end date	

16/17 Contracted general activity (UDA)	900
Carry forward general activity (UDA)	0
16/17 Contracted orthodontic activity (UOA)	0
Carry forward orthodontic activity (UOA)	0
Baseline contract value	£21,279.89

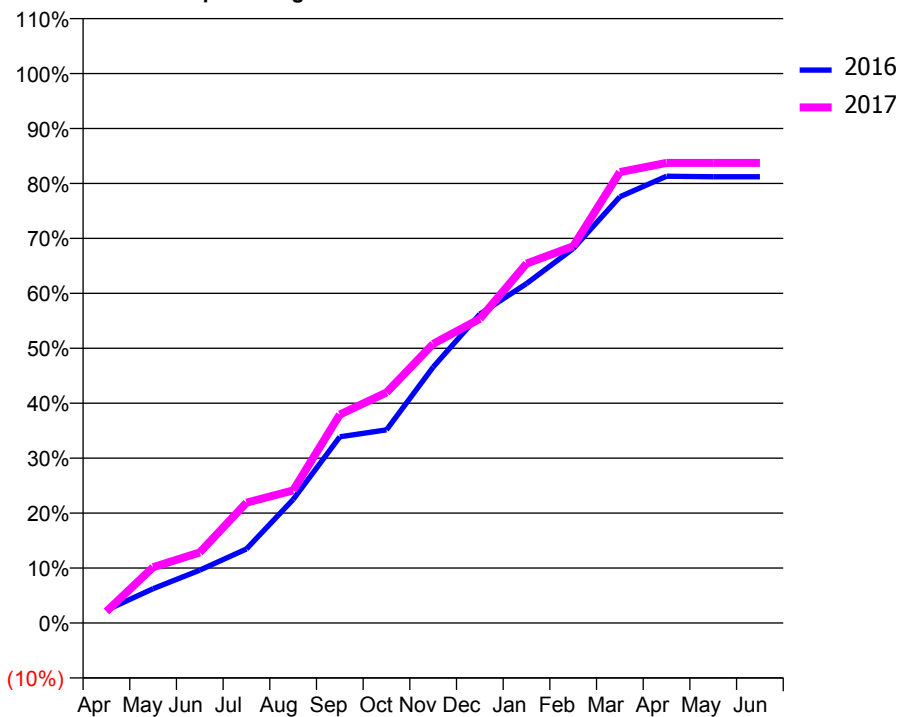
ACCESS*

Patients seen in 24 months	Total	Change since previous quarter
Quarter ending March 2016	397	
Quarter ending June 2016	390	↓
Quarter ending September 2016	388	→
Quarter ending December 2016	392	→
Quarter ending March 2017	388	↓
Variance since March 2016	(2.3%)	↓



ACTIVITY

Cumulative percentage of contracted UDA delivered 2016 & 2017



Month	Adjusted Scheduled Activity (UDA)	
	2016	2017
April	23	19
May	63	91
June	96	116
July	135	197
August	225	217
September	339	341
October	351	377
November	466	457
December	562	498
January	618	589
February	681	617
March	776	739
April	813	754
May	812	754
June	812	754

QUALITY

	Quantity	Base Number	Contract	AT	Region	England
% of FP17s for the same patient ID Re-attending within 3 months - Children	35	564	6.2%	11.5%	13.3%	12.3%
% of FP17s for the same patient ID Re-attending within 3 months - Adults	0	0	N/A	15.6%	17.3%	16.7%
% of FP17s for the same patient ID Re-attending between 3 & 9 months - Children	370	564	65.6%	57.3%	58.9%	57.6%
% of FP17s for the same patient ID Re-attending between 3 & 9 months - Adults	0	0	N/A	52.0%	52.2%	50.1%
% of FP17s for Band 1 Urgent Courses	18	551	3.3%	8.2%	9.2%	9.1%
% of FP17s Relating to Free Repair or Replacements	0	551	0.0%	1.2%	1.0%	0.8%
% of FP17s Relating to Continuations	0	551	0.0%	1.6%	1.4%	1.2%
% of Patients satisfied with the dentistry they have received	0	0	N/A	93.3%	93.1%	92.8%
% of Patients satisfied with the time they had to wait for an appointment	0	0	N/A	90.4%	89.5%	88.7%

* This is based on patients treated on this contract for their most recent course of treatment. Figures in italics indicate the base number of FP17s or Patient Questionnaire responses are less than 100. N/A is shown where the base number of responses is less than 10 during the period. % is calculated as Quantity/Base number*100

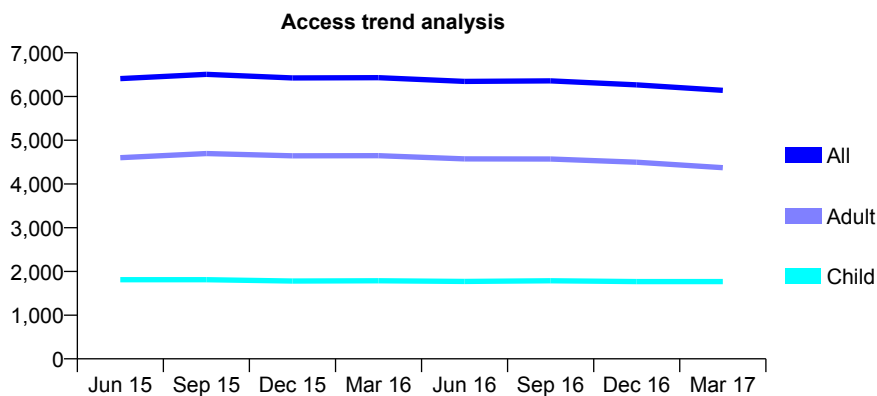
Q49 - Vital Signs At a Glance Contract Report for 829390/0001 - Year end March 2017

Name or company name	MR DA CUNNINGHAM
Contract type name	GDS Contract
Purpose of contract	General
Contract start date	01/04/2006
Contract end date	

16/17 Contracted general activity (UDA)	18,500
Carry forward general activity (UDA)	0
16/17 Contracted orthodontic activity (UOA)	0
Carry forward orthodontic activity (UOA)	0
Baseline contract value	£429,716.17

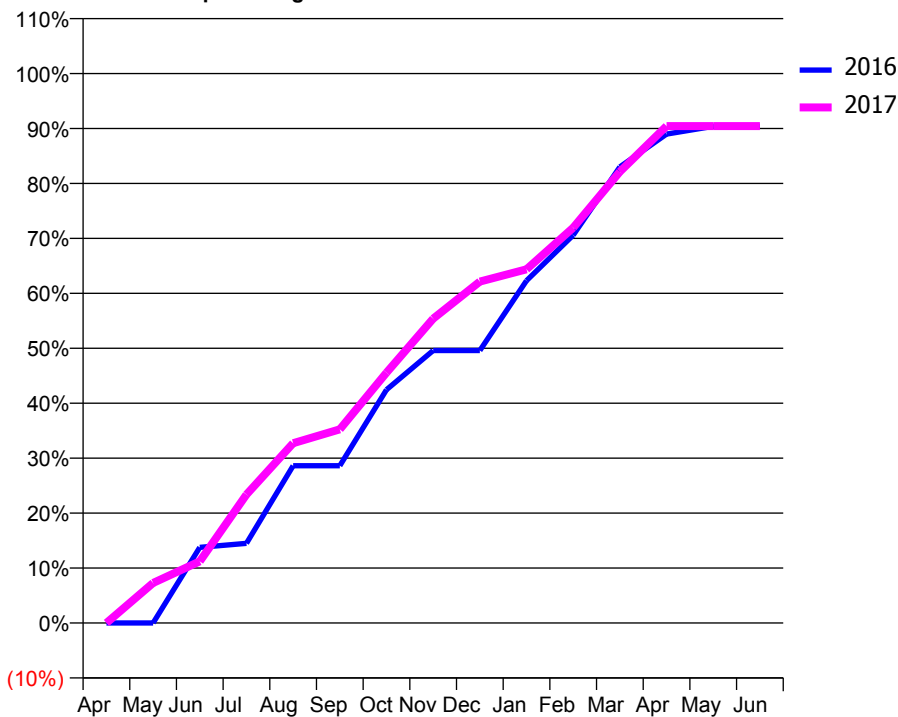
ACCESS*

Patients seen in 24 months	Total	Change since previous quarter
Quarter ending March 2016	6,432	
Quarter ending June 2016	6,347	↓
Quarter ending September 2016	6,357	→
Quarter ending December 2016	6,265	↓
Quarter ending March 2017	6,141	↓
Variance since March 2016	(4.5%)	↓



ACTIVITY

Cumulative percentage of contracted UDA delivered 2016 & 2017



Adjusted Scheduled Activity (UDA)

Month	2016	2017
April	0	0
May	0	1,351
June	2,681	2,075
July	2,825	4,324
August	5,574	6,055
September	5,574	6,520
October	8,264	8,430
November	9,655	10,245
December	9,655	11,495
January	12,127	11,908
February	13,742	13,308
March	16,159	15,193
April	17,320	16,731
May	17,593	16,731
June	17,593	16,731

QUALITY

	Quantity	Base Number	Contract	AT	Region	England
% of FP17s for the same patient ID Re-attending within 3 months - Children	209	2,836	7.4%	11.5%	13.3%	12.3%
% of FP17s for the same patient ID Re-attending within 3 months - Adults	1,037	6,995	14.8%	15.6%	17.3%	16.7%
% of FP17s for the same patient ID Re-attending between 3 & 9 months - Children	1,798	2,836	63.4%	57.3%	58.9%	57.6%
% of FP17s for the same patient ID Re-attending between 3 & 9 months - Adults	4,654	6,995	66.5%	52.0%	52.2%	50.1%
% of FP17s for Band 1 Urgent Courses	687	9,858	7.0%	8.2%	9.2%	9.1%
% of FP17s Relating to Free Repair or Replacements	52	9,858	0.5%	1.2%	1.0%	0.8%
% of FP17s Relating to Continuations	202	9,858	2.0%	1.6%	1.4%	1.2%
% of Patients satisfied with the dentistry they have received	19	19	100.0%	93.3%	93.1%	92.8%
% of Patients satisfied with the time they had to wait for an appointment	18	19	94.7%	90.4%	89.5%	88.7%

* This is based on patients treated on this contract for their most recent course of treatment. Figures in italics indicate the base number of FP17s or Patient Questionnaire responses are less than 100. N/A is shown where the base number of responses is less than 10 during the period. % is calculated as Quantity/Base number*100

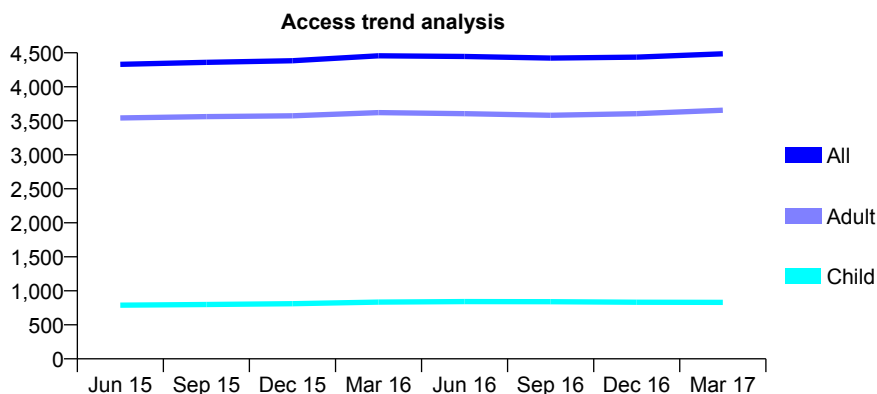
Q49 - Vital Signs At a Glance Contract Report for 830003/0001 - Year end March 2017

Name or company name	MR PJ KNOPS
Contract type name	GDS Contract
Purpose of contract	General
Contract start date	01/04/2006
Contract end date	

16/17 Contracted general activity (UDA)	13,353
Carry forward general activity (UDA)	0
16/17 Contracted orthodontic activity (UOA)	0
Carry forward orthodontic activity (UOA)	0
Baseline contract value	£344,587.70

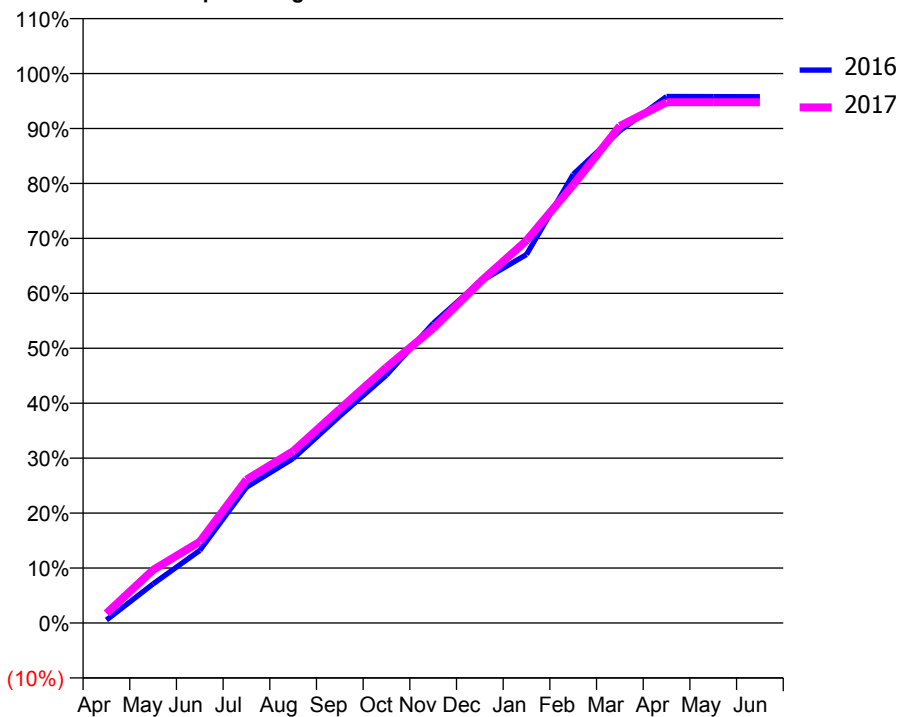
ACCESS*

Patients seen in 24 months	Total	Change since previous quarter
Quarter ending March 2016	4,456	
Quarter ending June 2016	4,446	→
Quarter ending September 2016	4,422	→
Quarter ending December 2016	4,437	→
Quarter ending March 2017	4,486	→
Variance since March 2016	0.7%	→



ACTIVITY

Cumulative percentage of contracted UDA delivered 2016 & 2017



Month	Adjusted Scheduled Activity (UDA)	
	2016	2017
April	74	234
May	981	1,291
June	1,819	1,974
July	3,404	3,484
August	4,121	4,176
September	5,187	5,198
October	6,212	6,214
November	7,509	7,159
December	8,549	8,282
January	9,232	9,296
February	11,242	10,646
March	12,333	12,080
April	13,191	12,654
May	13,188	12,654
June	13,185	12,654

QUALITY

	Quantity	Base Number	Contract	AT	Region	England
% of FP17s for the same patient ID Re-attending within 3 months - Children	136	1,319	10.3%	11.5%	13.3%	12.3%
% of FP17s for the same patient ID Re-attending within 3 months - Adults	946	5,132	18.4%	15.6%	17.3%	16.7%
% of FP17s for the same patient ID Re-attending between 3 & 9 months - Children	733	1,319	55.6%	57.3%	58.9%	57.6%
% of FP17s for the same patient ID Re-attending between 3 & 9 months - Adults	2,441	5,132	47.6%	52.0%	52.2%	50.1%
% of FP17s for Band 1 Urgent Courses	560	5,744	9.7%	8.2%	9.2%	9.1%
% of FP17s Relating to Free Repair or Replacements	56	5,744	1.0%	1.2%	1.0%	0.8%
% of FP17s Relating to Continuations	112	5,744	1.9%	1.6%	1.4%	1.2%
% of Patients satisfied with the dentistry they have received	12	13	92.3%	93.3%	93.1%	92.8%
% of Patients satisfied with the time they had to wait for an appointment	12	13	92.3%	90.4%	89.5%	88.7%

* This is based on patients treated on this contract for their most recent course of treatment. Figures in italics indicate the base number of FP17s or Patient Questionnaire responses are less than 100. N/A is shown where the base number of responses is less than 10 during the period. % is calculated as Quantity/Base number*100

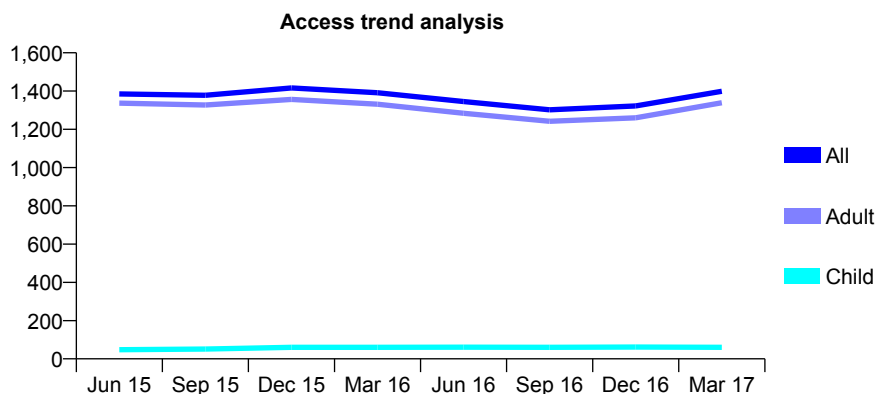
Q49 - Vital Signs At a Glance Contract Report for 830631/0001 - Year end March 2017

Name or company name	MR ME LITTLE
Contract type name	GDS Contract
Purpose of contract	General
Contract start date	01/04/2006
Contract end date	

16/17 Contracted general activity (UDA)	4,365
Carry forward general activity (UDA)	0
16/17 Contracted orthodontic activity (UOA)	0
Carry forward orthodontic activity (UOA)	0
Baseline contract value	£122,866.91

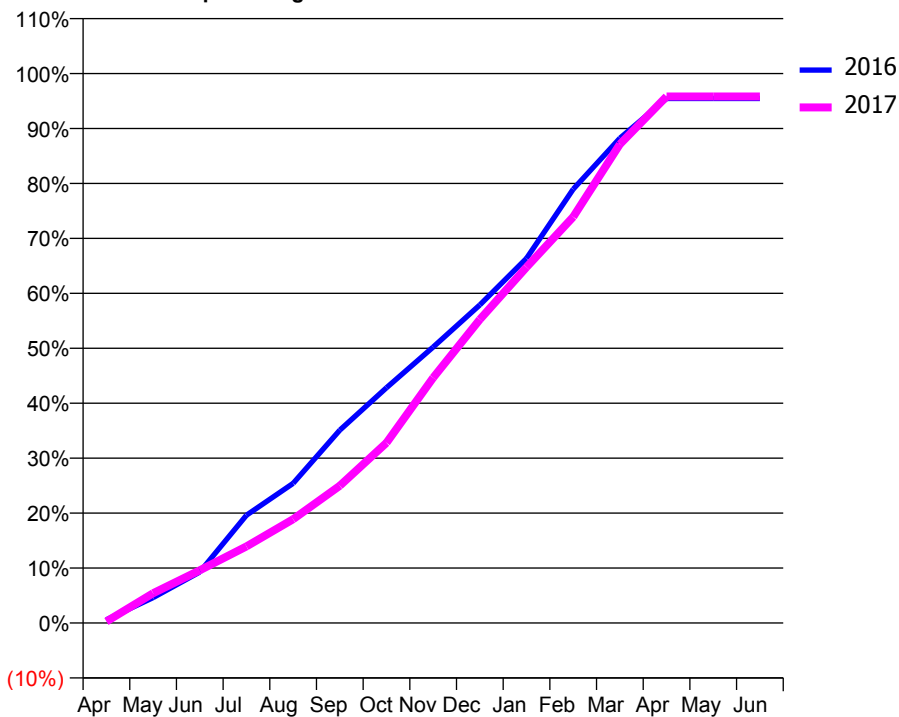
ACCESS*

Patients seen in 24 months	Total	Change since previous quarter
Quarter ending March 2016	1,391	
Quarter ending June 2016	1,345	↓
Quarter ending September 2016	1,302	↓
Quarter ending December 2016	1,322	→
Quarter ending March 2017	1,399	↑
Variance since March 2016	0.6%	→



ACTIVITY

Cumulative percentage of contracted UDA delivered 2016 & 2017



Month	Adjusted Scheduled Activity (UDA)	
	2016	2017
April	26	12
May	202	237
June	405	419
July	856	609
August	1,110	825
September	1,532	1,091
October	1,869	1,432
November	2,192	1,949
December	2,527	2,411
January	2,897	2,827
February	3,446	3,226
March	3,851	3,803
April	4,167	4,182
May	4,167	4,182
June	4,167	4,182

QUALITY

	Quantity	Base Number	Contract	AT	Region	England
% of FP17s for the same patient ID Re-attending within 3 months - Children	0	49	0.0%	11.5%	13.3%	12.3%
% of FP17s for the same patient ID Re-attending within 3 months - Adults	31	1,142	2.7%	15.6%	17.3%	16.7%
% of FP17s for the same patient ID Re-attending between 3 & 9 months - Children	12	49	24.5%	57.3%	58.9%	57.6%
% of FP17s for the same patient ID Re-attending between 3 & 9 months - Adults	267	1,142	23.4%	52.0%	52.2%	50.1%
% of FP17s for Band 1 Urgent Courses	1	1,191	0.1%	8.2%	9.2%	9.1%
% of FP17s Relating to Free Repair or Replacements	0	1,191	0.0%	1.2%	1.0%	0.8%
% of FP17s Relating to Continuations	0	1,191	0.0%	1.6%	1.4%	1.2%
% of Patients satisfied with the dentistry they have received	2	3	N/A	93.3%	93.1%	92.8%
% of Patients satisfied with the time they had to wait for an appointment	2	3	N/A	90.4%	89.5%	88.7%

* This is based on patients treated on this contract for their most recent course of treatment. Figures in italics indicate the base number of FP17s or Patient Questionnaire responses are less than 100. N/A is shown where the base number of responses is less than 10 during the period. % is calculated as Quantity/Base number*100

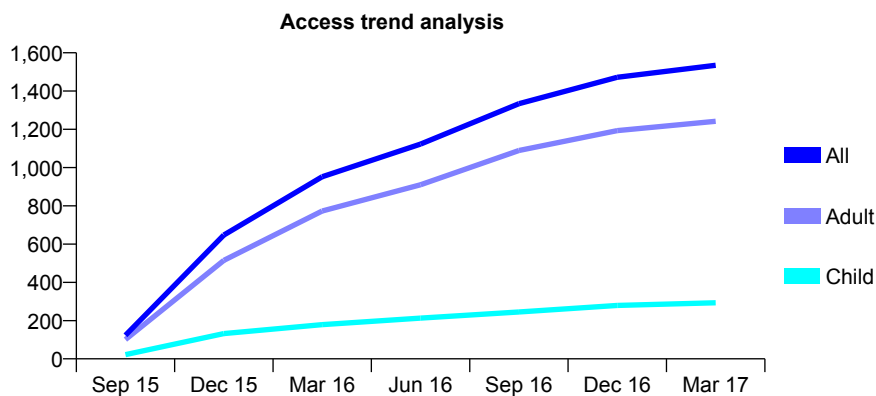
Q49 - Vital Signs At a Glance Contract Report for 833037/0017 - Year end March 2017

Name or company name	MR MA HYDER
Contract type name	PDS Contract
Purpose of contract	General
Contract start date	01/07/2015
Contract end date	31/03/2020

16/17 Contracted general activity (UDA)	4,330
Carry forward general activity (UDA)	6
16/17 Contracted orthodontic activity (UOA)	0
Carry forward orthodontic activity (UOA)	0
Baseline contract value	£107,151.85

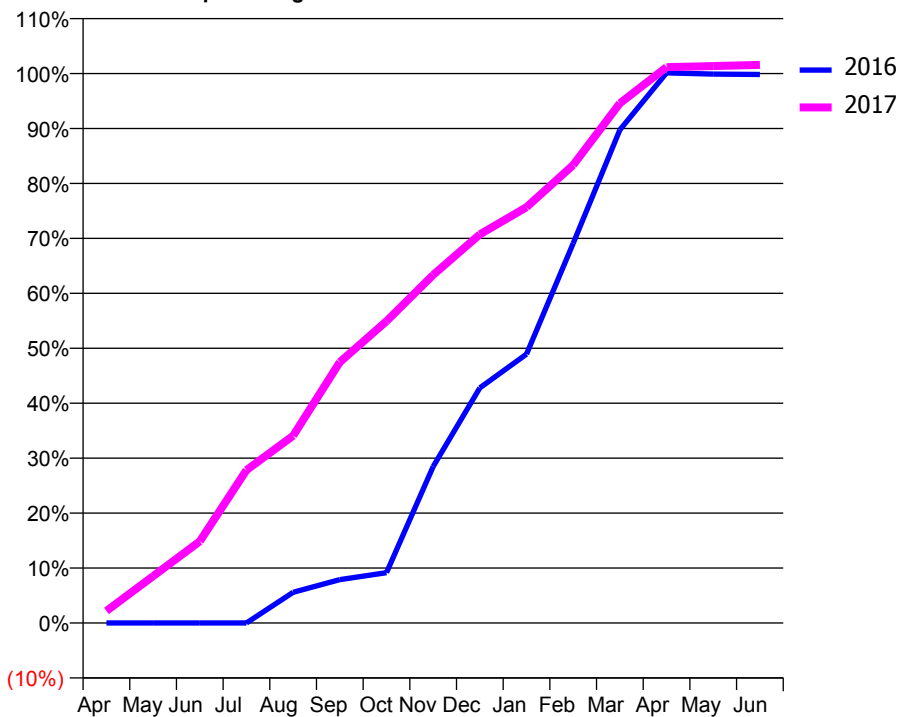
ACCESS*

Patients seen in 24 months	Total	Change since previous quarter
Quarter ending March 2016	952	
Quarter ending June 2016	1,123	↑
Quarter ending September 2016	1,334	↑
Quarter ending December 2016	1,472	↑
Quarter ending March 2017	1,535	↑
Variance since March 2016	61.2%	↑



ACTIVITY

Cumulative percentage of contracted UDA delivered 2016 & 2017



Adjusted Scheduled Activity (UDA)

Month	2016	2017
April	0	96
May	0	370
June	0	643
July	0	1,204
August	182	1,476
September	256	2,056
October	297	2,378
November	925	2,743
December	1,390	3,062
January	1,589	3,277
February	2,244	3,609
March	2,914	4,095
April	3,251	4,380
May	3,243	4,388
June	3,241	4,398

QUALITY

	Quantity	Base Number	Contract	AT	Region	England
% of FP17s for the same patient ID Re-attending within 3 months - Children	51	412	12.4%	11.5%	13.3%	12.3%
% of FP17s for the same patient ID Re-attending within 3 months - Adults	317	1,588	20.0%	15.6%	17.3%	16.7%
% of FP17s for the same patient ID Re-attending between 3 & 9 months - Children	163	412	39.6%	57.3%	58.9%	57.6%
% of FP17s for the same patient ID Re-attending between 3 & 9 months - Adults	551	1,588	34.7%	52.0%	52.2%	50.1%
% of FP17s for Band 1 Urgent Courses	455	1,993	22.8%	8.2%	9.2%	9.1%
% of FP17s Relating to Free Repair or Replacements	24	1,993	1.2%	1.2%	1.0%	0.8%
% of FP17s Relating to Continuations	2	1,993	0.1%	1.6%	1.4%	1.2%
% of Patients satisfied with the dentistry they have received	3	3	N/A	93.3%	93.1%	92.8%
% of Patients satisfied with the time they had to wait for an appointment	3	3	N/A	90.4%	89.5%	88.7%

* This is based on patients treated on this contract for their most recent course of treatment. Figures in italics indicate the base number of FP17s or Patient Questionnaire responses are less than 100. N/A is shown where the base number of responses is less than 10 during the period. % is calculated as Quantity/Base number*100

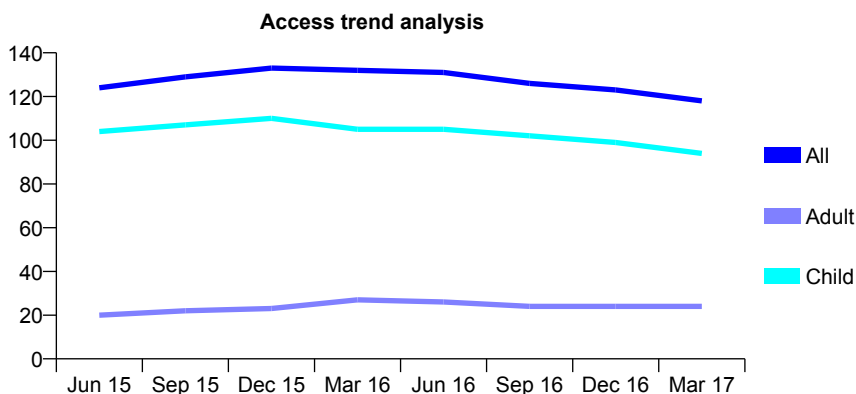
Q49 - Vital Signs At a Glance Contract Report for 833991/0001 - Year end March 2017

Name or company name	MR AG COOPER
Contract type name	GDS Contract
Purpose of contract	General
Contract start date	01/04/2006
Contract end date	

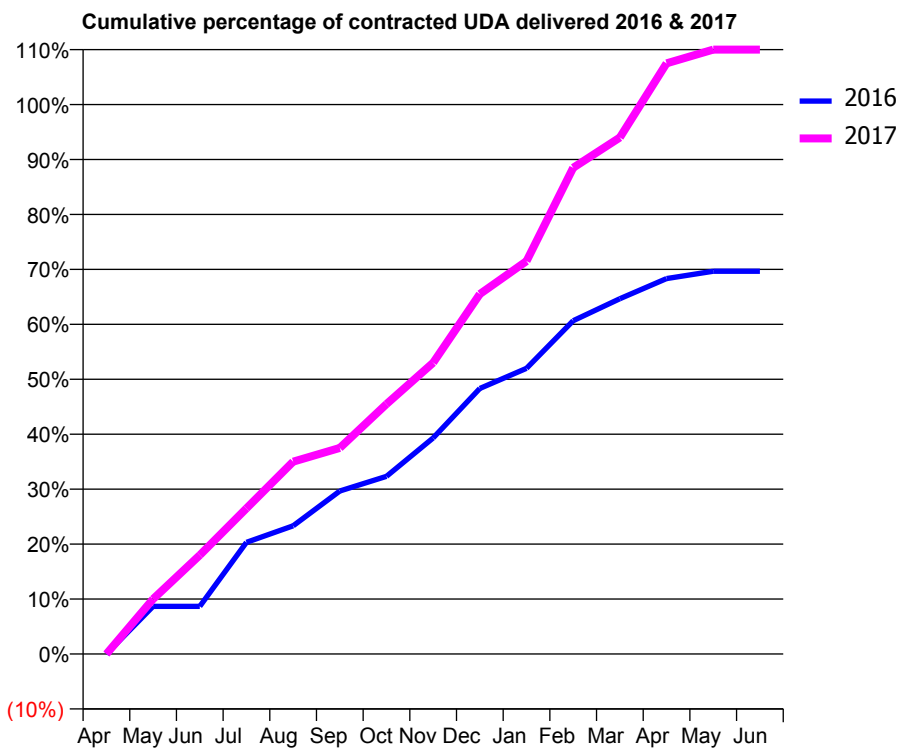
16/17 Contracted general activity (UDA)	200
Carry forward general activity (UDA)	0
16/17 Contracted orthodontic activity (UOA)	0
Carry forward orthodontic activity (UOA)	0
Baseline contract value	£7,322.49

ACCESS*

Patients seen in 24 months	Total	Change since previous quarter
Quarter ending March 2016	132	
Quarter ending June 2016	131	→
Quarter ending September 2016	126	↓
Quarter ending December 2016	123	↓
Quarter ending March 2017	118	↓
Variance since March 2016	(10.6%)	↓



ACTIVITY



Month	Adjusted Scheduled Activity (UDA)	
	2016	2017
April	0	0
May	26	20
June	26	36
July	61	53
August	70	70
September	89	75
October	97	91
November	118	106
December	145	131
January	156	143
February	182	177
March	194	188
April	205	215
May	209	220
June	209	220

QUALITY

	Quantity	Base Number	Contract	AT	Region	England
% of FP17s for the same patient ID Re-attending within 3 months - Children	6	150	4.0%	11.5%	13.3%	12.3%
% of FP17s for the same patient ID Re-attending within 3 months - Adults	1	16	6.3%	15.6%	17.3%	16.7%
% of FP17s for the same patient ID Re-attending between 3 & 9 months - Children	105	150	70.0%	57.3%	58.9%	57.6%
% of FP17s for the same patient ID Re-attending between 3 & 9 months - Adults	11	16	68.8%	52.0%	52.2%	50.1%
% of FP17s for Band 1 Urgent Courses	0	170	0.0%	8.2%	9.2%	9.1%
% of FP17s Relating to Free Repair or Replacements	0	170	0.0%	1.2%	1.0%	0.8%
% of FP17s Relating to Continuations	0	170	0.0%	1.6%	1.4%	1.2%
% of Patients satisfied with the dentistry they have received	0	0	N/A	93.3%	93.1%	92.8%
% of Patients satisfied with the time they had to wait for an appointment	0	0	N/A	90.4%	89.5%	88.7%

* This is based on patients treated on this contract for their most recent course of treatment. Figures in italics indicate the base number of FP17s or Patient Questionnaire responses are less than 100. N/A is shown where the base number of responses is less than 10 during the period. % is calculated as Quantity/Base number*100

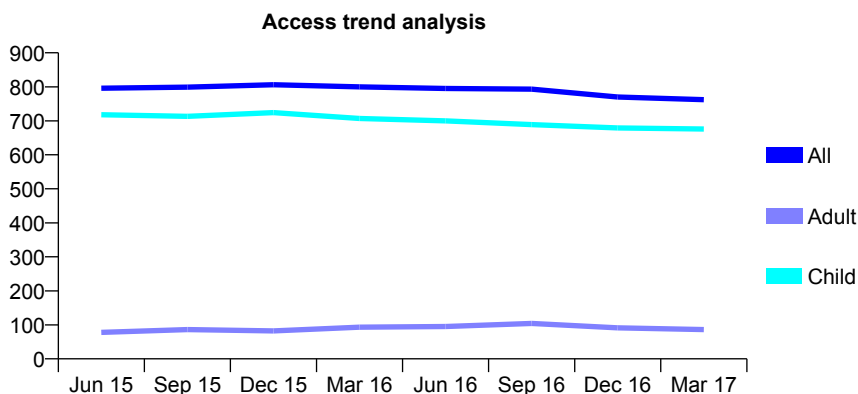
Q49 - Vital Signs At a Glance Contract Report for 836184/0001 - Year end March 2017

Name or company name	MR JS BREEDON
Contract type name	GDS Contract
Purpose of contract	General and Orthodontic
Contract start date	01/04/2006
Contract end date	

16/17 Contracted general activity (UDA)	1,900
Carry forward general activity (UDA)	0
16/17 Contracted orthodontic activity (UOA)	248
Carry forward orthodontic activity (UOA)	0
Baseline contract value	£53,756.20

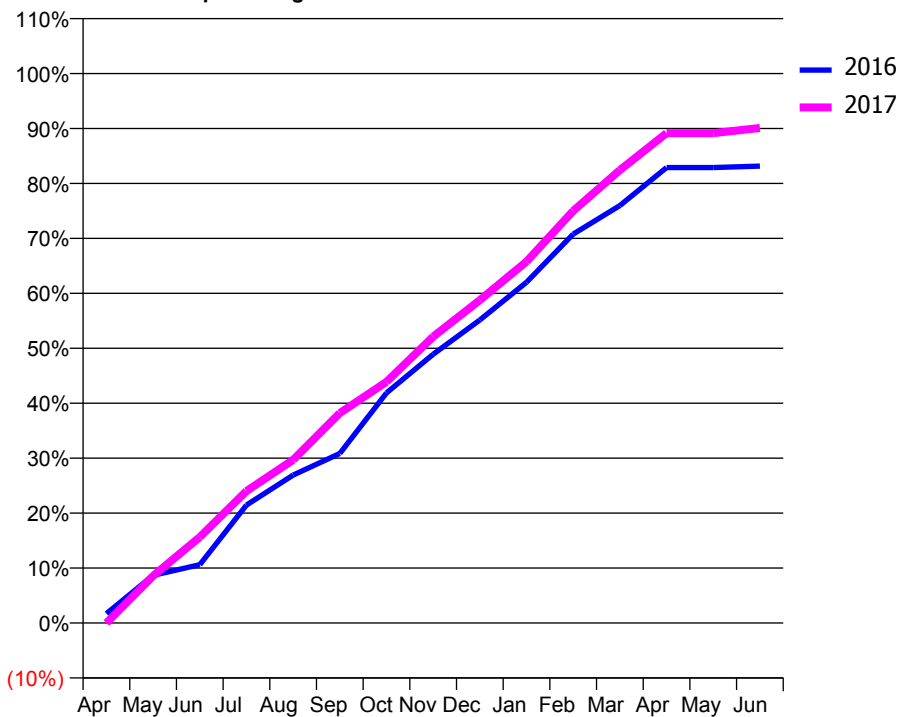
ACCESS*

Patients seen in 24 months	Total	Change since previous quarter
Quarter ending March 2016	800	
Quarter ending June 2016	795	→
Quarter ending September 2016	793	→
Quarter ending December 2016	770	↓
Quarter ending March 2017	762	↓
Variance since March 2016	(4.8%)	↓



ACTIVITY

Cumulative percentage of contracted UDA delivered 2016 & 2017



Adjusted Scheduled Activity (UDA)

Month	2016	2017
April	36	0
May	182	163
June	223	297
July	451	456
August	565	564
September	648	726
October	879	834
November	1,027	990
December	1,158	1,116
January	1,302	1,250
February	1,486	1,425
March	1,595	1,566
April	1,740	1,694
May	1,740	1,694
June	1,746	1,712

QUALITY

	Quantity	Base Number	Contract	AT	Region	England
% of FP17s for the same patient ID Re-attending within 3 months - Children	73	1,160	6.3%	11.5%	13.3%	12.3%
% of FP17s for the same patient ID Re-attending within 3 months - Adults	0	1	0.0%	15.6%	17.3%	16.7%
% of FP17s for the same patient ID Re-attending between 3 & 9 months - Children	841	1,160	72.5%	57.3%	58.9%	57.6%
% of FP17s for the same patient ID Re-attending between 3 & 9 months - Adults	0	1	0.0%	52.0%	52.2%	50.1%
% of FP17s for Band 1 Urgent Courses	4	1,123	0.4%	8.2%	9.2%	9.1%
% of FP17s Relating to Free Repair or Replacements	0	1,123	0.0%	1.2%	1.0%	0.8%
% of FP17s Relating to Continuations	18	1,123	1.6%	1.6%	1.4%	1.2%
% of Patients satisfied with the dentistry they have received	1	1	N/A	93.3%	93.1%	92.8%
% of Patients satisfied with the time they had to wait for an appointment	1	1	N/A	90.4%	89.5%	88.7%

* This is based on patients treated on this contract for their most recent course of treatment. Figures in italics indicate the base number of FP17s or Patient Questionnaire responses are less than 100. N/A is shown where the base number of responses is less than 10 during the period. % is calculated as Quantity/Base number*100

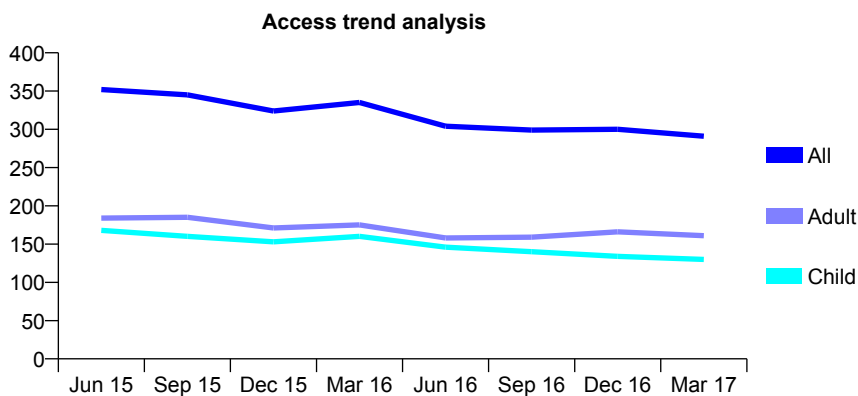
Q49 - Vital Signs At a Glance Contract Report for 836257/0001 - Year end March 2017

Name or company name	MR TA KANJOO
Contract type name	GDS Contract
Purpose of contract	General
Contract start date	01/04/2006
Contract end date	

16/17 Contracted general activity (UDA)	600
Carry forward general activity (UDA)	24
16/17 Contracted orthodontic activity (UOA)	0
Carry forward orthodontic activity (UOA)	0
Baseline contract value	£14,189.04

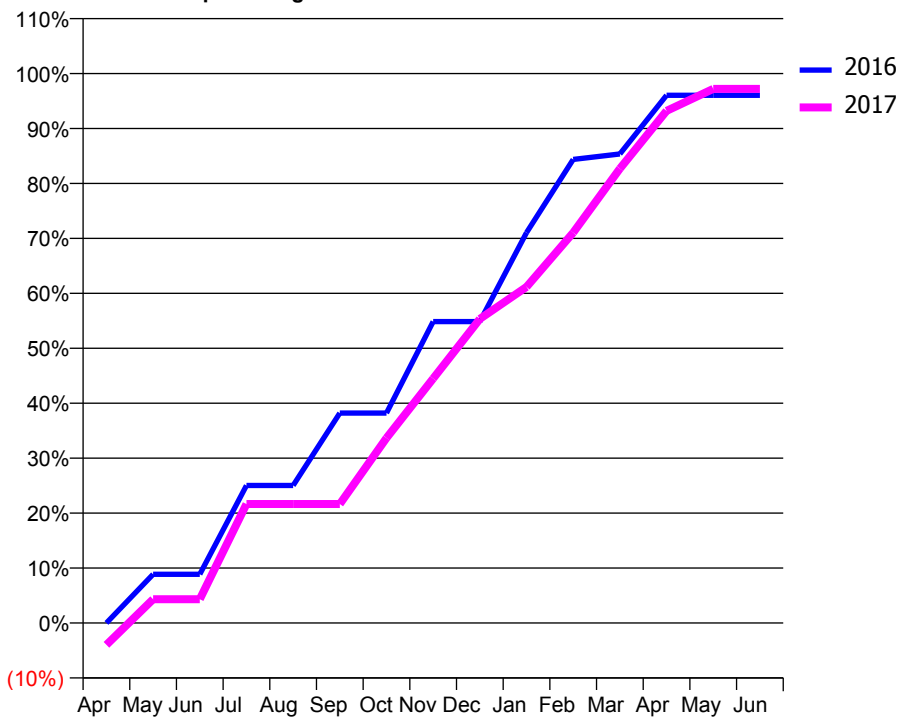
ACCESS*

Patients seen in 24 months	Total	Change since previous quarter
Quarter ending March 2016	335	
Quarter ending June 2016	304	↓
Quarter ending September 2016	299	↓
Quarter ending December 2016	300	→
Quarter ending March 2017	291	↓
Variance since March 2016	(13.1%)	↓



ACTIVITY

Cumulative percentage of contracted UDA delivered 2016 & 2017



Adjusted Scheduled Activity (UDA)

Month	2016	2017
April	0	-24
May	53	26
June	53	26
July	150	130
August	150	130
September	229	130
October	229	202
November	329	267
December	329	332
January	426	367
February	506	426
March	512	496
April	576	559
May	576	583
June	576	583

QUALITY

	Quantity	Base Number	Contract	AT	Region	England
% of FP17s for the same patient ID Re-attending within 3 months - Children	5	178	2.8%	11.5%	13.3%	12.3%
% of FP17s for the same patient ID Re-attending within 3 months - Adults	15	168	8.9%	15.6%	17.3%	16.7%
% of FP17s for the same patient ID Re-attending between 3 & 9 months - Children	104	178	58.4%	57.3%	58.9%	57.6%
% of FP17s for the same patient ID Re-attending between 3 & 9 months - Adults	94	168	56.0%	52.0%	52.2%	50.1%
% of FP17s for Band 1 Urgent Courses	1	353	0.3%	8.2%	9.2%	9.1%
% of FP17s Relating to Free Repair or Replacements	0	353	0.0%	1.2%	1.0%	0.8%
% of FP17s Relating to Continuations	0	353	0.0%	1.6%	1.4%	1.2%
% of Patients satisfied with the dentistry they have received	0	0	N/A	93.3%	93.1%	92.8%
% of Patients satisfied with the time they had to wait for an appointment	0	0	N/A	90.4%	89.5%	88.7%

* This is based on patients treated on this contract for their most recent course of treatment. Figures in italics indicate the base number of FP17s or Patient Questionnaire responses are less than 100. N/A is shown where the base number of responses is less than 10 during the period. % is calculated as Quantity/Base number*100

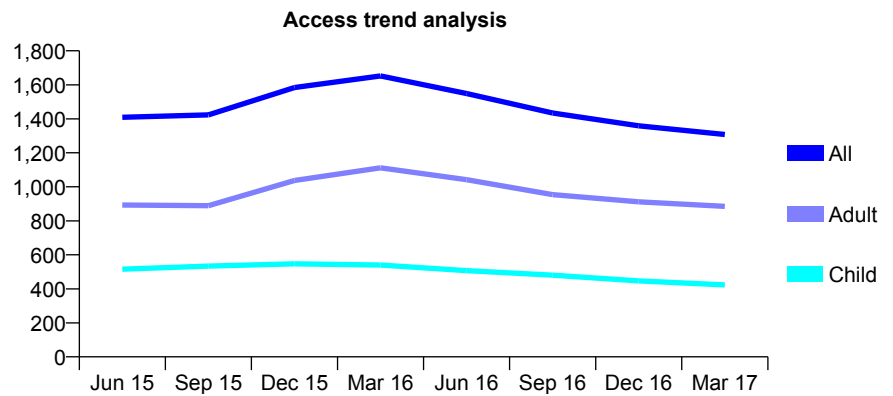
Q49 - Vital Signs At a Glance Contract Report for 840505/0001 - Year end March 2017

Name or company name	MISS E MATHER
Contract type name	GDS Contract
Purpose of contract	General
Contract start date	01/04/2006
Contract end date	

16/17 Contracted general activity (UDA)	5,520
Carry forward general activity (UDA)	436
16/17 Contracted orthodontic activity (UOA)	0
Carry forward orthodontic activity (UOA)	0
Baseline contract value	£134,070.40

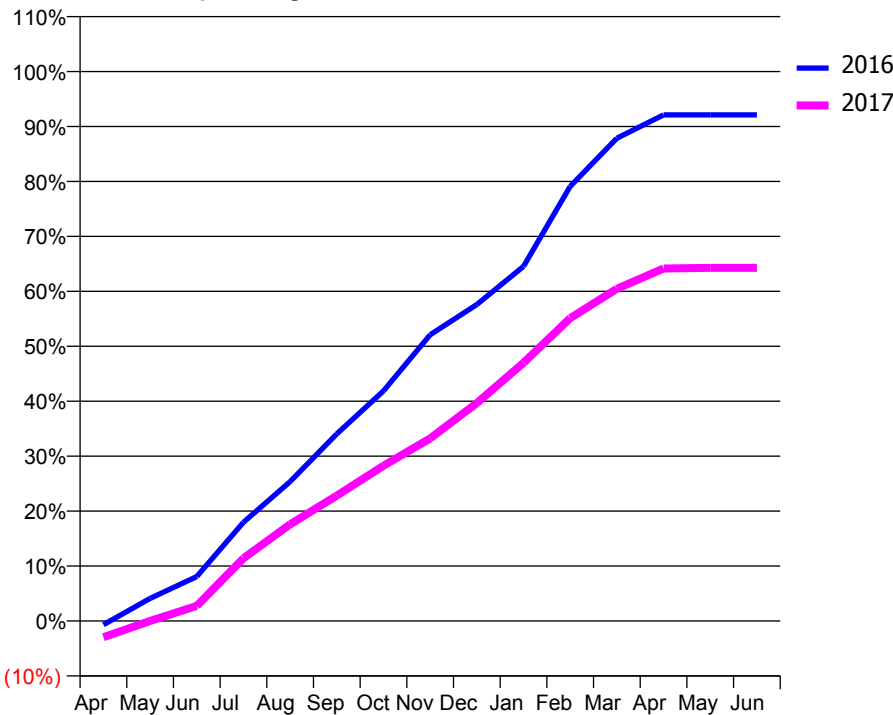
ACCESS*

Patients seen in 24 months	Total	Change since previous quarter
Quarter ending March 2016	1,652	
Quarter ending June 2016	1,549	↓
Quarter ending September 2016	1,434	↓
Quarter ending December 2016	1,359	↓
Quarter ending March 2017	1,308	↓
Variance since March 2016	(20.8%)	↓



ACTIVITY

Cumulative percentage of contracted UDA delivered 2016 & 2017



Month	Adjusted Scheduled Activity (UDA)	
	2016	2017
April	-38	-164
May	227	-1
June	447	152
July	992	630
August	1,401	972
September	1,880	1,260
October	2,311	1,559
November	2,875	1,835
December	3,180	2,190
January	3,562	2,594
February	4,366	3,043
March	4,850	3,338
April	5,085	3,541
May	5,085	3,548
June	5,085	3,548

QUALITY

	Quantity	Base Number	Contract	AT	Region	England
% of FP17s for the same patient ID Re-attending within 3 months - Children	54	806	6.7%	11.5%	13.3%	12.3%
% of FP17s for the same patient ID Re-attending within 3 months - Adults	152	1,429	10.6%	15.6%	17.3%	16.7%
% of FP17s for the same patient ID Re-attending between 3 & 9 months - Children	545	806	67.6%	57.3%	58.9%	57.6%
% of FP17s for the same patient ID Re-attending between 3 & 9 months - Adults	812	1,429	56.8%	52.0%	52.2%	50.1%
% of FP17s for Band 1 Urgent Courses	133	2,213	6.0%	8.2%	9.2%	9.1%
% of FP17s Relating to Free Repair or Replacements	17	2,213	0.8%	1.2%	1.0%	0.8%
% of FP17s Relating to Continuations	30	2,213	1.4%	1.6%	1.4%	1.2%
% of Patients satisfied with the dentistry they have received	3	3	N/A	93.3%	93.1%	92.8%
% of Patients satisfied with the time they had to wait for an appointment	3	3	N/A	90.4%	89.5%	88.7%

* This is based on patients treated on this contract for their most recent course of treatment. Figures in italics indicate the base number of FP17s or Patient Questionnaire responses are less than 100. N/A is shown where the base number of responses is less than 10 during the period. % is calculated as Quantity/Base number*100

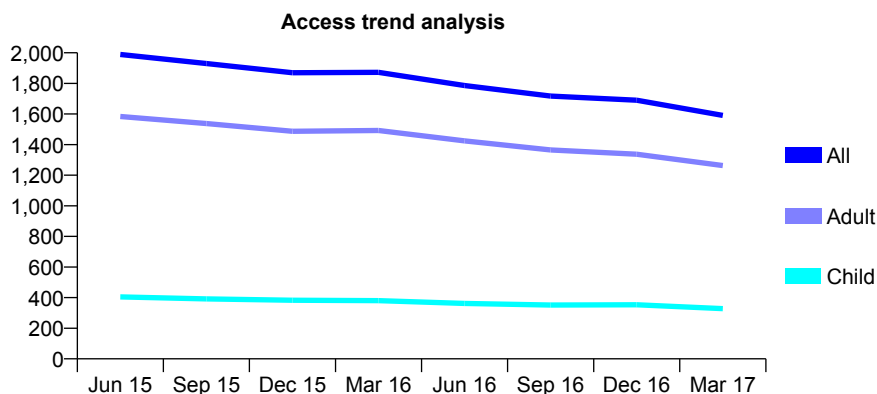
Q49 - Vital Signs At a Glance Contract Report for 840645/0001 - Year end March 2017

Name or company name	MR KS BAMRAH
Contract type name	GDS Contract
Purpose of contract	General
Contract start date	01/04/2006
Contract end date	

16/17 Contracted general activity (UDA)	10,061
Carry forward general activity (UDA)	15
16/17 Contracted orthodontic activity (UOA)	0
Carry forward orthodontic activity (UOA)	0
Baseline contract value	£258,777.98

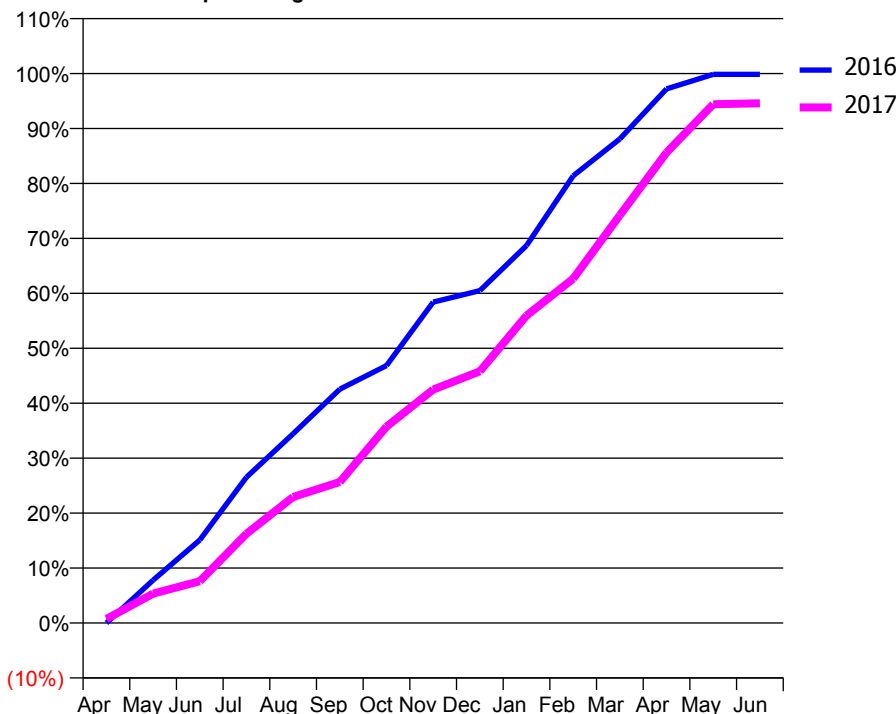
ACCESS*

Patients seen in 24 months	Total	Change since previous quarter
Quarter ending March 2016	1,872	
Quarter ending June 2016	1,786	↓
Quarter ending September 2016	1,717	↓
Quarter ending December 2016	1,690	↓
Quarter ending March 2017	1,591	↓
Variance since March 2016	(15.0%)	↓



ACTIVITY

Cumulative percentage of contracted UDA delivered 2016 & 2017



Month	Adjusted Scheduled Activity (UDA)	
	2016	2017
April	0	75
May	784	538
June	1,520	764
July	2,669	1,634
August	3,465	2,309
September	4,281	2,583
October	4,712	3,595
November	5,876	4,274
December	6,086	4,608
January	6,912	5,630
February	8,189	6,304
March	8,863	7,468
April	9,779	8,614
May	10,046	9,500
June	10,046	9,515

QUALITY

	Quantity	Base Number	Contract	AT	Region	England
% of FP17s for the same patient ID Re-attending within 3 months - Children	38	339	11.2%	11.5%	13.3%	12.3%
% of FP17s for the same patient ID Re-attending within 3 months - Adults	353	1,485	23.8%	15.6%	17.3%	16.7%
% of FP17s for the same patient ID Re-attending between 3 & 9 months - Children	102	339	30.1%	57.3%	58.9%	57.6%
% of FP17s for the same patient ID Re-attending between 3 & 9 months - Adults	528	1,485	35.6%	52.0%	52.2%	50.1%
% of FP17s for Band 1 Urgent Courses	354	1,880	18.8%	8.2%	9.2%	9.1%
% of FP17s Relating to Free Repair or Replacements	13	1,880	0.7%	1.2%	1.0%	0.8%
% of FP17s Relating to Continuations	0	1,880	0.0%	1.6%	1.4%	1.2%
% of Patients satisfied with the dentistry they have received	4	4	N/A	93.3%	93.1%	92.8%
% of Patients satisfied with the time they had to wait for an appointment	4	4	N/A	90.4%	89.5%	88.7%

* This is based on patients treated on this contract for their most recent course of treatment. Figures in italics indicate the base number of FP17s or Patient Questionnaire responses are less than 100. N/A is shown where the base number of responses is less than 10 during the period. % is calculated as Quantity/Base number*100

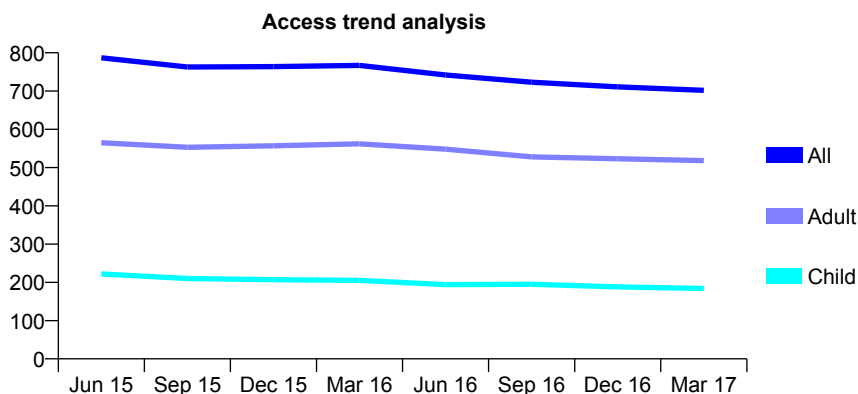
Q49 - Vital Signs At a Glance Contract Report for 840645/0002 - Year end March 2017

Name or company name	MR KS BAMRAH
Contract type name	GDS Contract
Purpose of contract	General
Contract start date	01/04/2006
Contract end date	

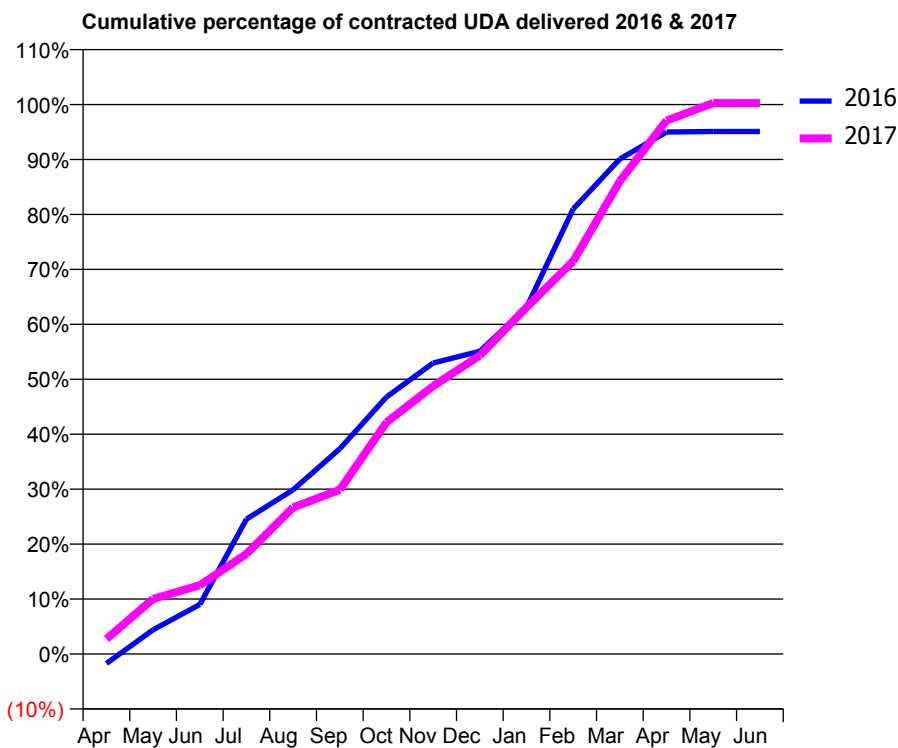
16/17 Contracted general activity (UDA)	3,407
Carry forward general activity (UDA)	0
16/17 Contracted orthodontic activity (UOA)	0
Carry forward orthodontic activity (UOA)	0
Baseline contract value	£71,429.23

ACCESS*

Patients seen in 24 months	Total	Change since previous quarter
Quarter ending March 2016	767	
Quarter ending June 2016	742	↓
Quarter ending September 2016	723	↓
Quarter ending December 2016	711	↓
Quarter ending March 2017	702	↓
Variance since March 2016	(8.5%)	↓



ACTIVITY



Month	Adjusted Scheduled Activity (UDA)	
	2016	2017
April	-59	93
May	150	342
June	307	426
July	836	621
August	1,018	909
September	1,273	1,018
October	1,593	1,437
November	1,804	1,662
December	1,877	1,851
January	2,150	2,150
February	2,759	2,435
March	3,070	2,932
April	3,237	3,308
May	3,240	3,416
June	3,240	3,416

QUALITY

	Quantity	Base Number	Contract	AT	Region	England
% of FP17s for the same patient ID Re-attending within 3 months - Children	35	206	17.0%	11.5%	13.3%	12.3%
% of FP17s for the same patient ID Re-attending within 3 months - Adults	127	543	23.4%	15.6%	17.3%	16.7%
% of FP17s for the same patient ID Re-attending between 3 & 9 months - Children	46	206	22.3%	57.3%	58.9%	57.6%
% of FP17s for the same patient ID Re-attending between 3 & 9 months - Adults	146	543	26.9%	52.0%	52.2%	50.1%
% of FP17s for Band 1 Urgent Courses	168	779	21.6%	8.2%	9.2%	9.1%
% of FP17s Relating to Free Repair or Replacements	9	779	1.2%	1.2%	1.0%	0.8%
% of FP17s Relating to Continuations	3	779	0.4%	1.6%	1.4%	1.2%
% of Patients satisfied with the dentistry they have received	2	2	N/A	93.3%	93.1%	92.8%
% of Patients satisfied with the time they had to wait for an appointment	2	2	N/A	90.4%	89.5%	88.7%

* This is based on patients treated on this contract for their most recent course of treatment. Figures in italics indicate the base number of FP17s or Patient Questionnaire responses are less than 100. N/A is shown where the base number of responses is less than 10 during the period. % is calculated as Quantity/Base number*100

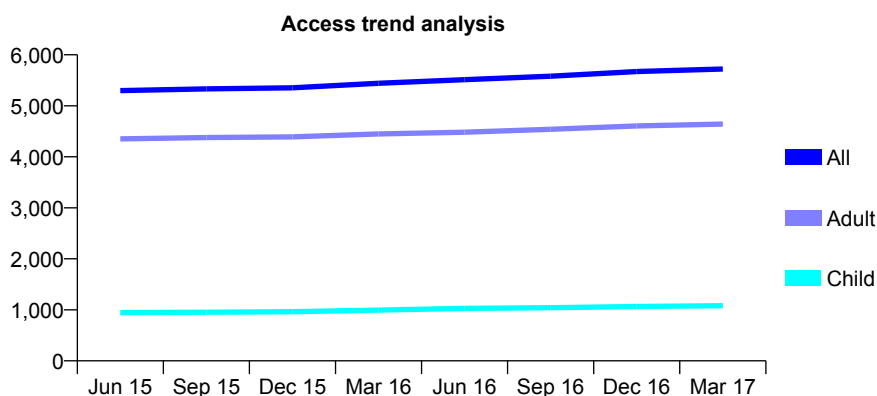
Q49 - Vital Signs At a Glance Contract Report for 858358/0001 - Year end March 2017

Name or company name	MR RG SMITH
Contract type name	GDS Contract
Purpose of contract	General
Contract start date	06/04/2011
Contract end date	

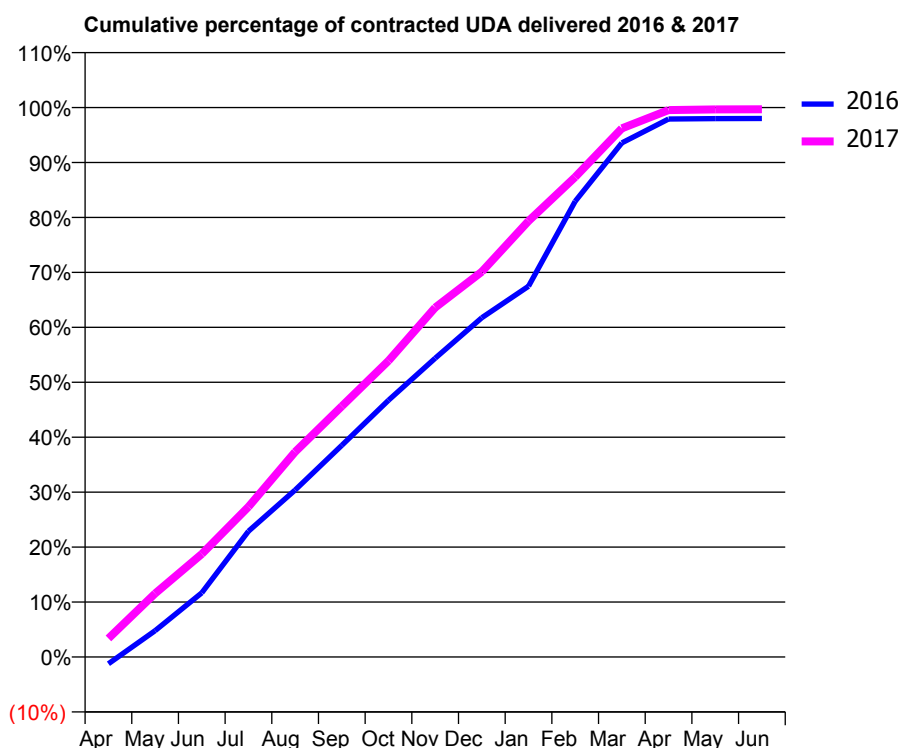
16/17 Contracted general activity (UDA)	16,808
Carry forward general activity (UDA)	336
16/17 Contracted orthodontic activity (UOA)	0
Carry forward orthodontic activity (UOA)	0
Baseline contract value	£360,527.91

ACCESS*

Patients seen in 24 months	Total	Change since previous quarter
Quarter ending March 2016	5,443	
Quarter ending June 2016	5,512	→
Quarter ending September 2016	5,580	→
Quarter ending December 2016	5,671	→
Quarter ending March 2017	5,721	→
Variance since March 2016	5.1%	↑



ACTIVITY



Month	Adjusted Scheduled Activity (UDA)	
	2016	2017
April	-210	569
May	806	1,945
June	1,965	3,150
July	3,849	4,595
August	5,107	6,276
September	6,477	7,668
October	7,855	9,060
November	9,138	10,687
December	10,377	11,784
January	11,341	13,337
February	13,938	14,682
March	15,725	16,169
April	16,455	16,729
May	16,467	16,751
June	16,472	16,753

QUALITY

	Quantity	Base Number	Contract	AT	Region	England
% of FP17s for the same patient ID Re-attending within 3 months - Children	124	1,598	7.8%	11.5%	13.3%	12.3%
% of FP17s for the same patient ID Re-attending within 3 months - Adults	1,235	7,224	17.1%	15.6%	17.3%	16.7%
% of FP17s for the same patient ID Re-attending between 3 & 9 months - Children	910	1,598	56.9%	57.3%	58.9%	57.6%
% of FP17s for the same patient ID Re-attending between 3 & 9 months - Adults	4,202	7,224	58.2%	52.0%	52.2%	50.1%
% of FP17s for Band 1 Urgent Courses	1,136	8,127	14.0%	8.2%	9.2%	9.1%
% of FP17s Relating to Free Repair or Replacements	107	8,127	1.3%	1.2%	1.0%	0.8%
% of FP17s Relating to Continuations	47	8,127	0.6%	1.6%	1.4%	1.2%
% of Patients satisfied with the dentistry they have received	8	9	N/A	93.3%	93.1%	92.8%
% of Patients satisfied with the time they had to wait for an appointment	9	9	N/A	90.4%	89.5%	88.7%

* This is based on patients treated on this contract for their most recent course of treatment. Figures in italics indicate the base number of FP17s or Patient Questionnaire responses are less than 100. N/A is shown where the base number of responses is less than 10 during the period. % is calculated as Quantity/Base number*100

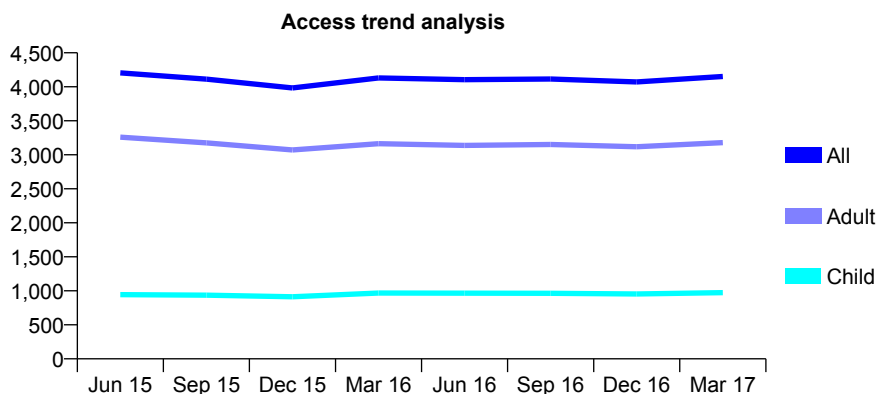
Q49 - Vital Signs At a Glance Contract Report for 866253/0001 - Year end March 2017

Name or company name	MR LB FERGUSON
Contract type name	GDS Contract
Purpose of contract	General
Contract start date	01/04/2010
Contract end date	

16/17 Contracted general activity (UDA)	10,475
Carry forward general activity (UDA)	289
16/17 Contracted orthodontic activity (UOA)	0
Carry forward orthodontic activity (UOA)	0
Baseline contract value	£224,697.38

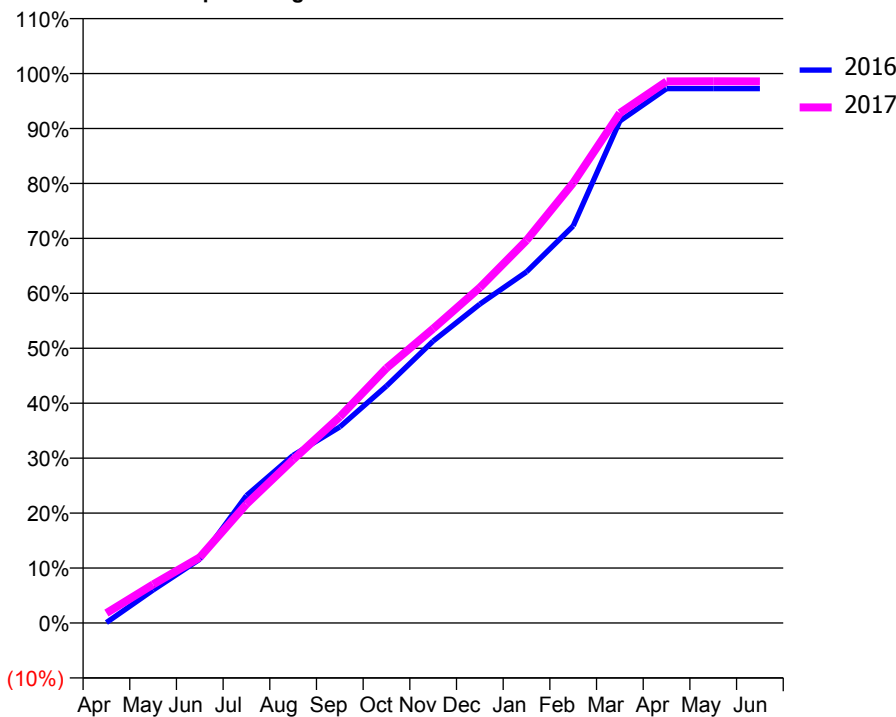
ACCESS*

Patients seen in 24 months	Total	Change since previous quarter
Quarter ending March 2016	4,131	
Quarter ending June 2016	4,105	→
Quarter ending September 2016	4,115	→
Quarter ending December 2016	4,072	↓
Quarter ending March 2017	4,152	→
Variance since March 2016	0.5%	→



ACTIVITY

Cumulative percentage of contracted UDA delivered 2016 & 2017



Month	Adjusted Scheduled Activity (UDA)	
	2016	2017
April	8	189
May	629	735
June	1,217	1,251
July	2,428	2,267
August	3,196	3,115
September	3,739	3,932
October	4,518	4,860
November	5,374	5,612
December	6,079	6,394
January	6,695	7,295
February	7,568	8,391
March	9,568	9,721
April	10,187	10,325
May	10,186	10,326
June	10,186	10,325

QUALITY

	Quantity	Base Number	Contract	AT	Region	England
% of FP17s for the same patient ID Re-attending within 3 months - Children	66	1,348	4.9%	11.5%	13.3%	12.3%
% of FP17s for the same patient ID Re-attending within 3 months - Adults	619	4,528	13.7%	15.6%	17.3%	16.7%
% of FP17s for the same patient ID Re-attending between 3 & 9 months - Children	727	1,348	53.9%	57.3%	58.9%	57.6%
% of FP17s for the same patient ID Re-attending between 3 & 9 months - Adults	2,580	4,528	57.0%	52.0%	52.2%	50.1%
% of FP17s for Band 1 Urgent Courses	428	4,815	8.9%	8.2%	9.2%	9.1%
% of FP17s Relating to Free Repair or Replacements	54	4,815	1.1%	1.2%	1.0%	0.8%
% of FP17s Relating to Continuations	42	4,815	0.9%	1.6%	1.4%	1.2%
% of Patients satisfied with the dentistry they have received	8	9	N/A	93.3%	93.1%	92.8%
% of Patients satisfied with the time they had to wait for an appointment	8	9	N/A	90.4%	89.5%	88.7%

* This is based on patients treated on this contract for their most recent course of treatment. Figures in italics indicate the base number of FP17s or Patient Questionnaire responses are less than 100. N/A is shown where the base number of responses is less than 10 during the period. % is calculated as Quantity/Base number*100

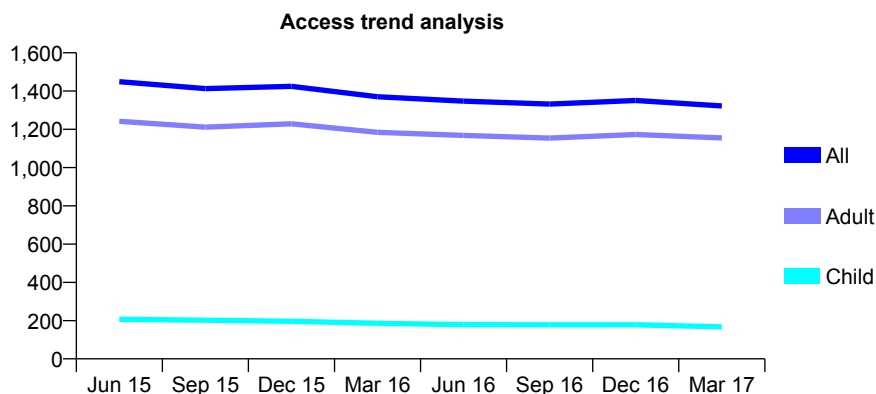
Q49 - Vital Signs At a Glance Contract Report for 906166/0001 - Year end March 2017

Name or company name	MR JP CRAWFORD
Contract type name	GDS Contract
Purpose of contract	General
Contract start date	01/04/2006
Contract end date	

16/17 Contracted general activity (UDA)	3,000
Carry forward general activity (UDA)	44
16/17 Contracted orthodontic activity (UOA)	0
Carry forward orthodontic activity (UOA)	0
Baseline contract value	£70,581.66

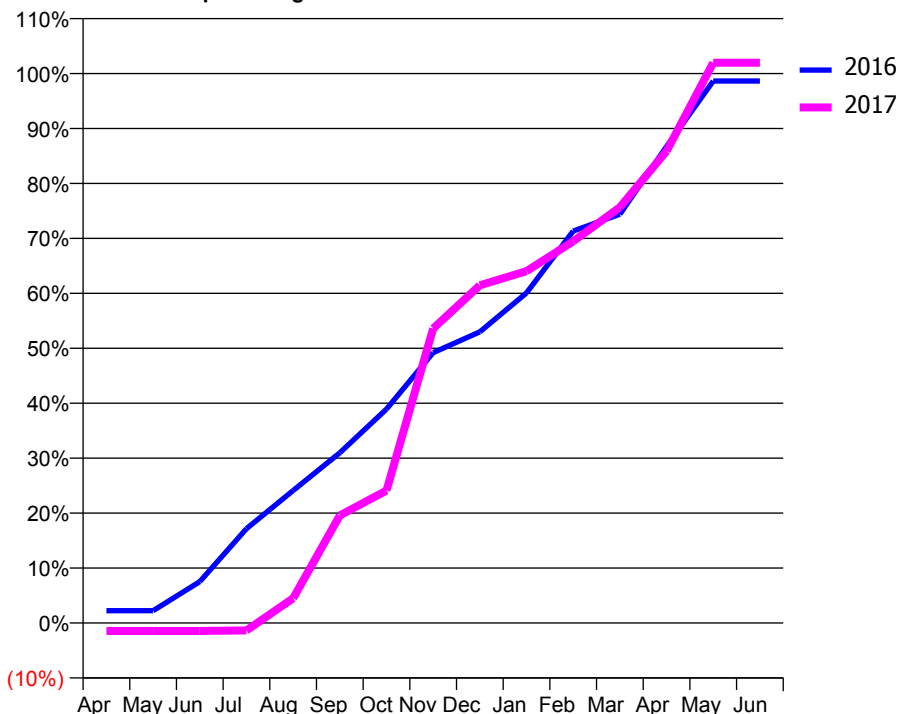
ACCESS*

Patients seen in 24 months	Total	Change since previous quarter
Quarter ending March 2016	1,370	
Quarter ending June 2016	1,347	↓
Quarter ending September 2016	1,332	↓
Quarter ending December 2016	1,351	→
Quarter ending March 2017	1,322	↓
Variance since March 2016	(3.5%)	↓



ACTIVITY

Cumulative percentage of contracted UDA delivered 2016 & 2017



Month	Adjusted Scheduled Activity (UDA)	
	2016	2017
April	73	-44
May	73	-44
June	245	-44
July	560	-41
August	786	135
September	1,010	587
October	1,269	723
November	1,603	1,608
December	1,727	1,844
January	1,958	1,921
February	2,324	2,084
March	2,425	2,270
April	2,826	2,576
May	3,215	3,059
June	3,215	3,059

QUALITY

	Quantity	Base Number	Contract	AT	Region	England
% of FP17s for the same patient ID Re-attending within 3 months - Children	1	228	0.4%	11.5%	13.3%	12.3%
% of FP17s for the same patient ID Re-attending within 3 months - Adults	51	1,455	3.5%	15.6%	17.3%	16.7%
% of FP17s for the same patient ID Re-attending between 3 & 9 months - Children	112	228	49.1%	57.3%	58.9%	57.6%
% of FP17s for the same patient ID Re-attending between 3 & 9 months - Adults	846	1,455	58.1%	52.0%	52.2%	50.1%
% of FP17s for Band 1 Urgent Courses	4	1,692	0.2%	8.2%	9.2%	9.1%
% of FP17s Relating to Free Repair or Replacements	18	1,692	1.1%	1.2%	1.0%	0.8%
% of FP17s Relating to Continuations	9	1,692	0.5%	1.6%	1.4%	1.2%
% of Patients satisfied with the dentistry they have received	3	3	N/A	93.3%	93.1%	92.8%
% of Patients satisfied with the time they had to wait for an appointment	2	3	N/A	90.4%	89.5%	88.7%

* This is based on patients treated on this contract for their most recent course of treatment. Figures in italics indicate the base number of FP17s or Patient Questionnaire responses are less than 100. N/A is shown where the base number of responses is less than 10 during the period. % is calculated as Quantity/Base number*100

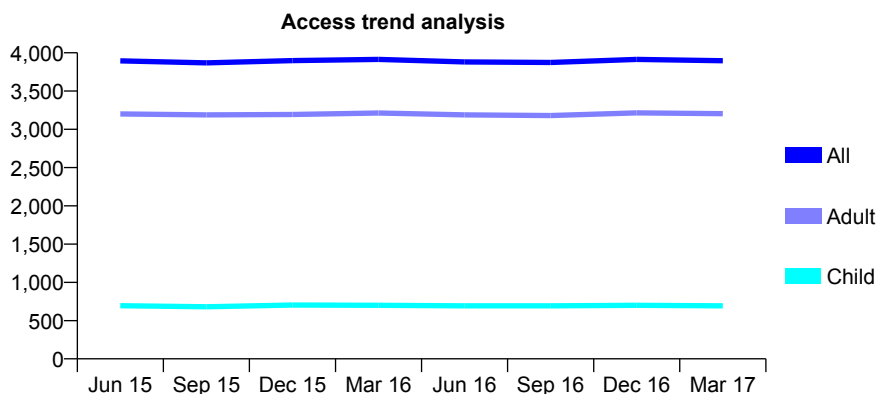
Q49 - Vital Signs At a Glance Contract Report for 907979/0001 - Year end March 2017

Name or company name	MR GA CONLON
Contract type name	GDS Contract
Purpose of contract	General
Contract start date	01/04/2006
Contract end date	

16/17 Contracted general activity (UDA)	12,929
Carry forward general activity (UDA)	0
16/17 Contracted orthodontic activity (UOA)	0
Carry forward orthodontic activity (UOA)	0
Baseline contract value	£276,176.66

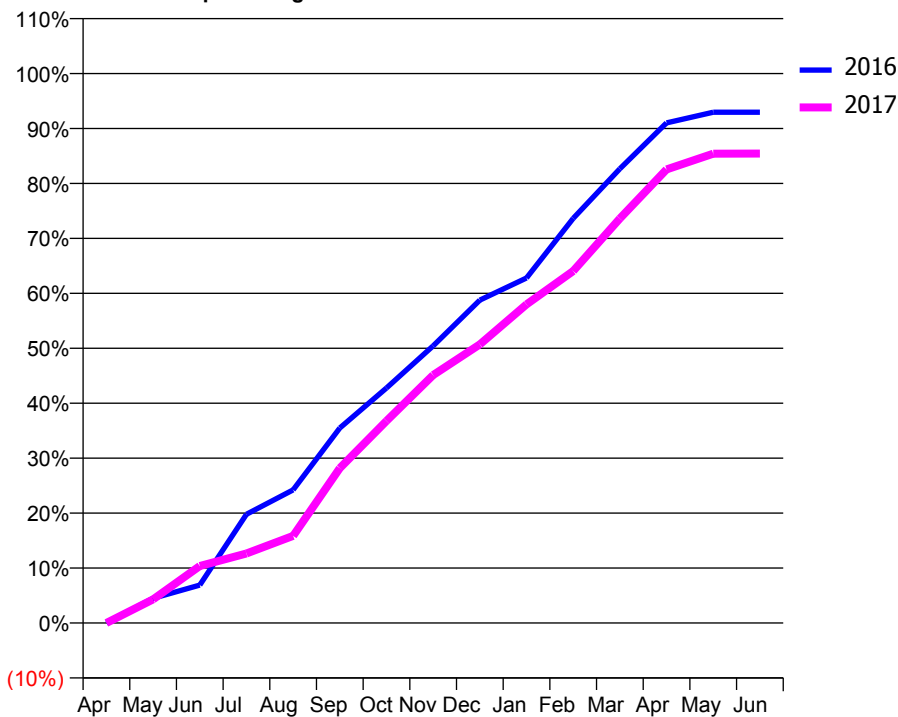
ACCESS*

Patients seen in 24 months	Total	Change since previous quarter
Quarter ending March 2016	3,913	
Quarter ending June 2016	3,880	→
Quarter ending September 2016	3,873	→
Quarter ending December 2016	3,913	→
Quarter ending March 2017	3,897	→
Variance since March 2016	(0.4%)	→



ACTIVITY

Cumulative percentage of contracted UDA delivered 2016 & 2017



Month	Adjusted Scheduled Activity (UDA)	
	2016	2017
April	0	1
May	583	558
June	892	1,342
July	2,559	1,636
August	3,133	2,051
September	4,589	3,645
October	5,531	4,756
November	6,522	5,835
December	7,596	6,555
January	8,117	7,496
February	9,520	8,283
March	10,689	9,518
April	11,767	10,672
May	12,019	11,042
June	12,019	11,045

QUALITY

	Quantity	Base Number	Contract	AT	Region	England
% of FP17s for the same patient ID Re-attending within 3 months - Children	48	864	5.6%	11.5%	13.3%	12.3%
% of FP17s for the same patient ID Re-attending within 3 months - Adults	647	4,194	15.4%	15.6%	17.3%	16.7%
% of FP17s for the same patient ID Re-attending between 3 & 9 months - Children	452	864	52.3%	57.3%	58.9%	57.6%
% of FP17s for the same patient ID Re-attending between 3 & 9 months - Adults	2,194	4,194	52.3%	52.0%	52.2%	50.1%
% of FP17s for Band 1 Urgent Courses	32	5,144	0.6%	8.2%	9.2%	9.1%
% of FP17s Relating to Free Repair or Replacements	13	5,144	0.3%	1.2%	1.0%	0.8%
% of FP17s Relating to Continuations	164	5,144	3.2%	1.6%	1.4%	1.2%
% of Patients satisfied with the dentistry they have received	12	12	100.0%	93.3%	93.1%	92.8%
% of Patients satisfied with the time they had to wait for an appointment	12	12	100.0%	90.4%	89.5%	88.7%

* This is based on patients treated on this contract for their most recent course of treatment. Figures in italics indicate the base number of FP17s or Patient Questionnaire responses are less than 100. N/A is shown where the base number of responses is less than 10 during the period. % is calculated as Quantity/Base number*100

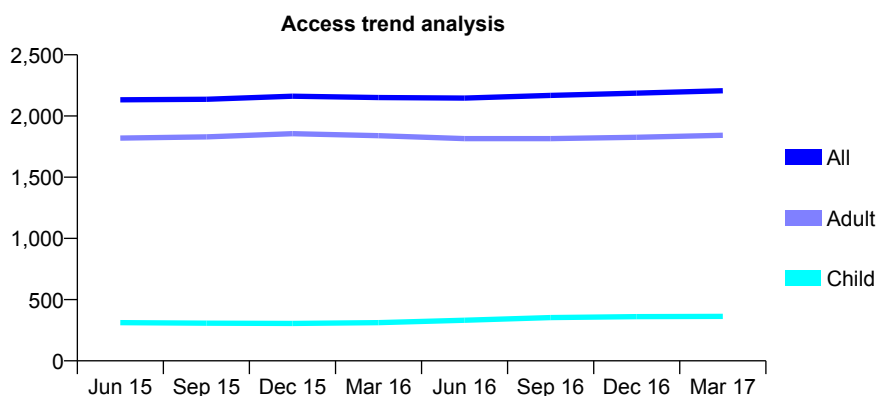
Q49 - Vital Signs At a Glance Contract Report for 912948/0001 - Year end March 2017

Name or company name	MR MF LEE
Contract type name	GDS Contract
Purpose of contract	General
Contract start date	01/04/2006
Contract end date	

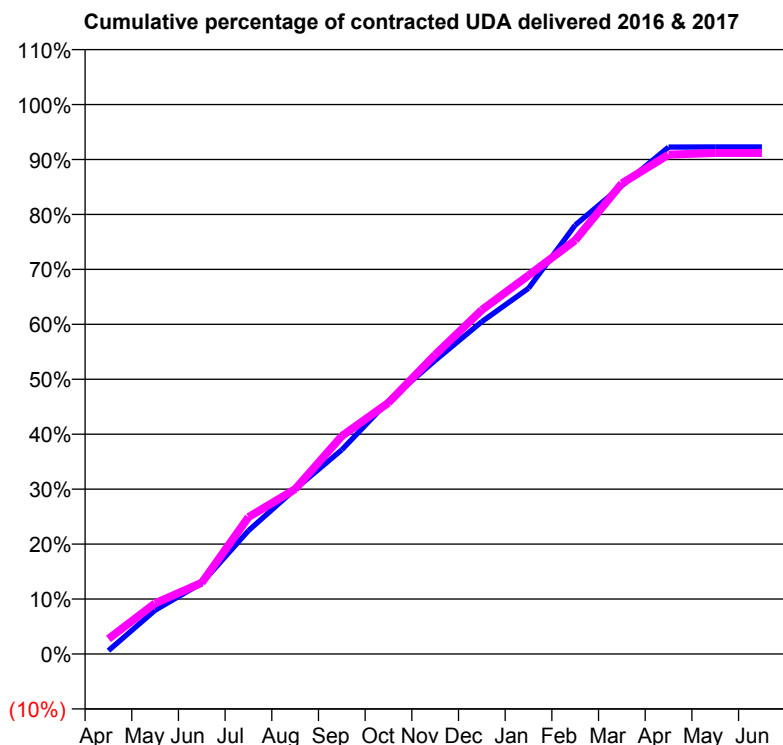
16/17 Contracted general activity (UDA)	6,547
Carry forward general activity (UDA)	0
16/17 Contracted orthodontic activity (UOA)	0
Carry forward orthodontic activity (UOA)	0
Baseline contract value	£170,784.09

ACCESS*

Patients seen in 24 months	Total	Change since previous quarter
Quarter ending March 2016	2,151	
Quarter ending June 2016	2,147	→
Quarter ending September 2016	2,168	→
Quarter ending December 2016	2,187	→
Quarter ending March 2017	2,206	→
Variance since March 2016	2.6%	↑



ACTIVITY



Month	Adjusted Scheduled Activity (UDA)	
	2016	2017
April	41	180
May	521	605
June	845	848
July	1,471	1,632
August	1,964	1,964
September	2,433	2,597
October	3,014	2,993
November	3,498	3,566
December	3,959	4,100
January	4,357	4,511
February	5,111	4,929
March	5,580	5,608
April	6,040	5,949
May	6,041	5,969
June	6,041	5,969

QUALITY

	Quantity	Base Number	Contract	AT	Region	England
% of FP17s for the same patient ID Re-attending within 3 months - Children	21	455	4.6%	11.5%	13.3%	12.3%
% of FP17s for the same patient ID Re-attending within 3 months - Adults	191	2,041	9.4%	15.6%	17.3%	16.7%
% of FP17s for the same patient ID Re-attending between 3 & 9 months - Children	209	455	45.9%	57.3%	58.9%	57.6%
% of FP17s for the same patient ID Re-attending between 3 & 9 months - Adults	913	2,041	44.7%	52.0%	52.2%	50.1%
% of FP17s for Band 1 Urgent Courses	161	2,434	6.6%	8.2%	9.2%	9.1%
% of FP17s Relating to Free Repair or Replacements	3	2,434	0.1%	1.2%	1.0%	0.8%
% of FP17s Relating to Continuations	7	2,434	0.3%	1.6%	1.4%	1.2%
% of Patients satisfied with the dentistry they have received	3	3	N/A	93.3%	93.1%	92.8%
% of Patients satisfied with the time they had to wait for an appointment	3	3	N/A	90.4%	89.5%	88.7%

* This is based on patients treated on this contract for their most recent course of treatment. Figures in italics indicate the base number of FP17s or Patient Questionnaire responses are less than 100. N/A is shown where the base number of responses is less than 10 during the period. % is calculated as Quantity/Base number*100

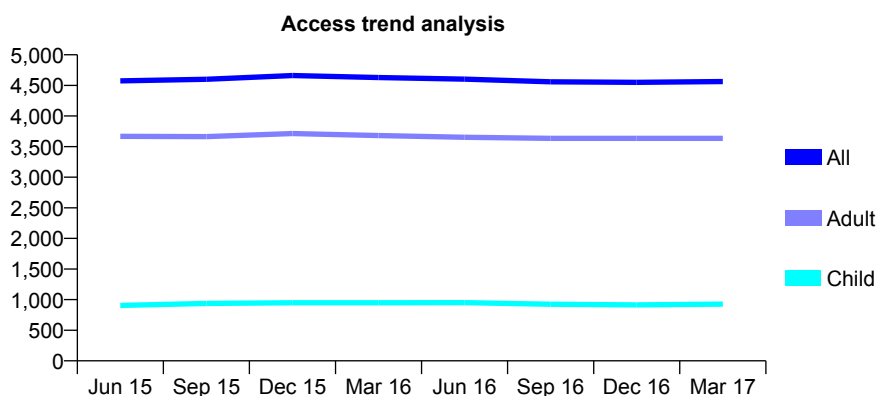
Q49 - Vital Signs At a Glance Contract Report for 914223/0001 - Year end March 2017

Name or company name	MR S TAYLOR
Contract type name	GDS Contract
Purpose of contract	General
Contract start date	01/04/2006
Contract end date	

16/17 Contracted general activity (UDA)	12,600
Carry forward general activity (UDA)	193
16/17 Contracted orthodontic activity (UOA)	0
Carry forward orthodontic activity (UOA)	0
Baseline contract value	£370,558.08

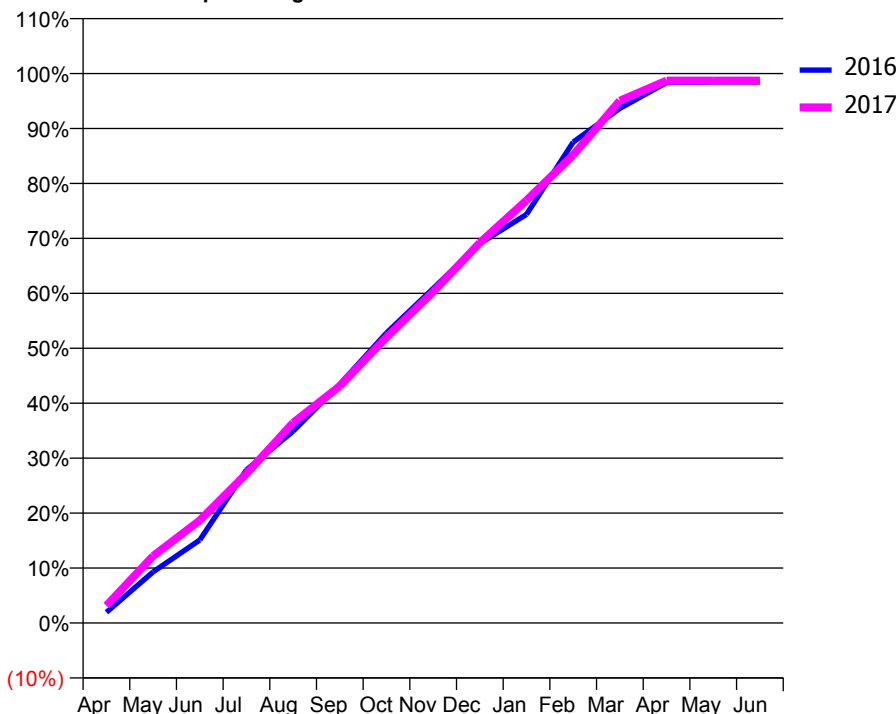
ACCESS*

Patients seen in 24 months	Total	Change since previous quarter
Quarter ending March 2016	4,629	
Quarter ending June 2016	4,603	→
Quarter ending September 2016	4,559	→
Quarter ending December 2016	4,550	→
Quarter ending March 2017	4,563	→
Variance since March 2016	(1.4%)	↓



ACTIVITY

Cumulative percentage of contracted UDA delivered 2016 & 2017



Adjusted Scheduled Activity (UDA)

Month	2016	2017
April	247	400
May	1,174	1,537
June	1,904	2,354
July	3,511	3,424
August	4,398	4,592
September	5,473	5,431
October	6,651	6,552
November	7,670	7,589
December	8,699	8,718
January	9,369	9,690
February	11,027	10,732
March	11,802	11,976
April	12,392	12,437
May	12,407	12,437
June	12,407	12,437

QUALITY

	Quantity	Base Number	Contract	AT	Region	England
% of FP17s for the same patient ID Re-attending within 3 months - Children	85	1,435	5.9%	11.5%	13.3%	12.3%
% of FP17s for the same patient ID Re-attending within 3 months - Adults	703	5,436	12.9%	15.6%	17.3%	16.7%
% of FP17s for the same patient ID Re-attending between 3 & 9 months - Children	899	1,435	62.6%	57.3%	58.9%	57.6%
% of FP17s for the same patient ID Re-attending between 3 & 9 months - Adults	3,414	5,436	62.8%	52.0%	52.2%	50.1%
% of FP17s for Band 1 Urgent Courses	248	6,779	3.7%	8.2%	9.2%	9.1%
% of FP17s Relating to Free Repair or Replacements	77	6,779	1.1%	1.2%	1.0%	0.8%
% of FP17s Relating to Continuations	159	6,779	2.3%	1.6%	1.4%	1.2%
% of Patients satisfied with the dentistry they have received	4	4	N/A	93.3%	93.1%	92.8%
% of Patients satisfied with the time they had to wait for an appointment	4	4	N/A	90.4%	89.5%	88.7%

* This is based on patients treated on this contract for their most recent course of treatment. Figures in italics indicate the base number of FP17s or Patient Questionnaire responses are less than 100. N/A is shown where the base number of responses is less than 10 during the period. % is calculated as Quantity/Base number*100

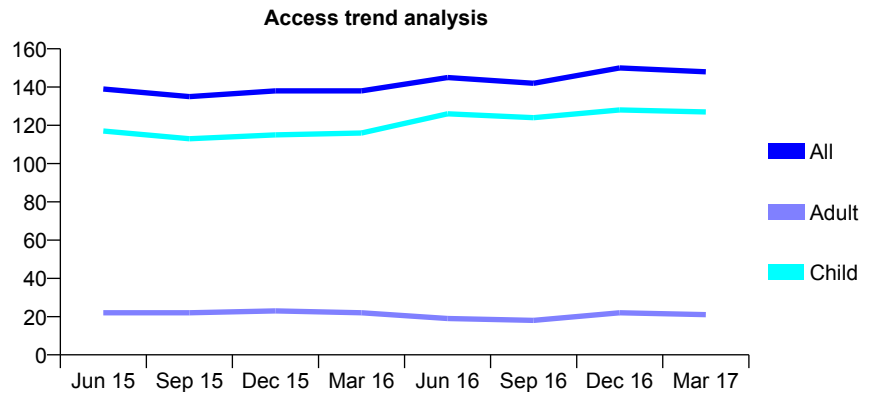
Q49 - Vital Signs At a Glance Contract Report for 914797/0001 - Year end March 2017

Name or company name	MR RJ PARKER
Contract type name	GDS Contract
Purpose of contract	General and Orthodontic
Contract start date	01/04/2006
Contract end date	

16/17 Contracted general activity (UDA)	300
Carry forward general activity (UDA)	0
16/17 Contracted orthodontic activity (UOA)	810
Carry forward orthodontic activity (UOA)	0
Baseline contract value	£59,207.69

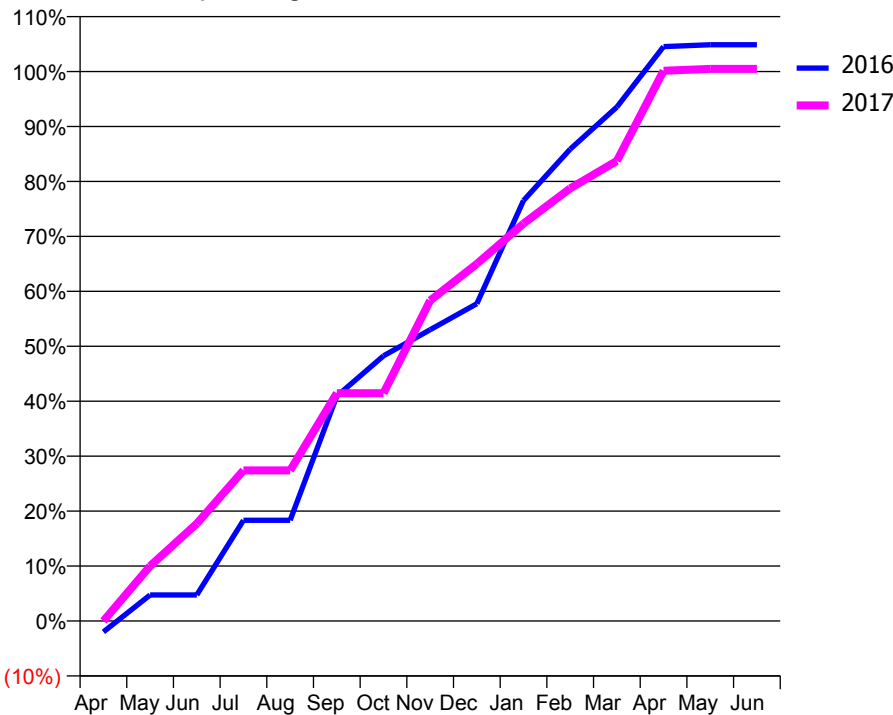
ACCESS*

Patients seen in 24 months	Total	Change since previous quarter
Quarter ending March 2016	138	
Quarter ending June 2016	145	↑
Quarter ending September 2016	142	↓
Quarter ending December 2016	150	↑
Quarter ending March 2017	148	↓
Variance since March 2016	7.2%	↑



ACTIVITY

Cumulative percentage of contracted UDA delivered 2016 & 2017



Month	Adjusted Scheduled Activity (UDA)	
	2016	2017
April	-6	0
May	14	30
June	14	53
July	55	82
August	55	82
September	123	124
October	145	124
November	159	175
December	173	195
January	230	217
February	258	236
March	281	251
April	314	300
May	315	301
June	315	301

QUALITY

	Quantity	Base Number	Contract	AT	Region	England
% of FP17s for the same patient ID Re-attending within 3 months - Children	28	313	8.9%	11.5%	13.3%	12.3%
% of FP17s for the same patient ID Re-attending within 3 months - Adults	0	5	0.0%	15.6%	17.3%	16.7%
% of FP17s for the same patient ID Re-attending between 3 & 9 months - Children	139	313	44.4%	57.3%	58.9%	57.6%
% of FP17s for the same patient ID Re-attending between 3 & 9 months - Adults	1	5	20.0%	52.0%	52.2%	50.1%
% of FP17s for Band 1 Urgent Courses	7	179	3.9%	8.2%	9.2%	9.1%
% of FP17s Relating to Free Repair or Replacements	0	179	0.0%	1.2%	1.0%	0.8%
% of FP17s Relating to Continuations	0	179	0.0%	1.6%	1.4%	1.2%
% of Patients satisfied with the dentistry they have received	0	0	N/A	93.3%	93.1%	92.8%
% of Patients satisfied with the time they had to wait for an appointment	0	0	N/A	90.4%	89.5%	88.7%

* This is based on patients treated on this contract for their most recent course of treatment. Figures in italics indicate the base number of FP17s or Patient Questionnaire responses are less than 100. N/A is shown where the base number of responses is less than 10 during the period. % is calculated as Quantity/Base number*100

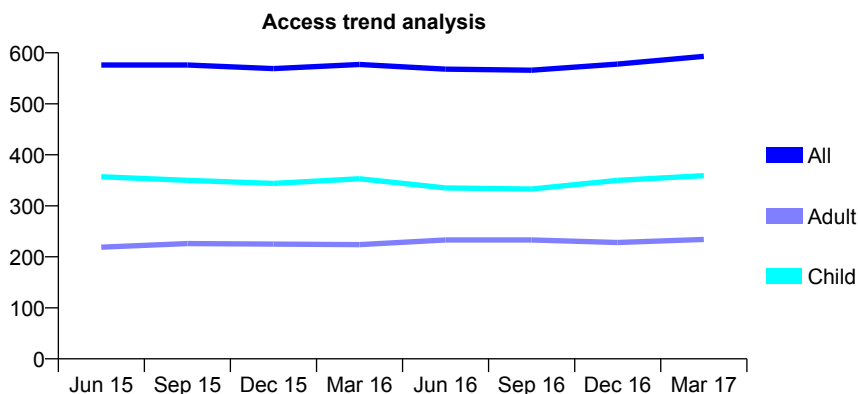
Q49 - Vital Signs At a Glance Contract Report for 916870/0001 - Year end March 2017

Name or company name	MR WD DOBLE
Contract type name	GDS Contract
Purpose of contract	General and Orthodontic
Contract start date	01/10/2013
Contract end date	

16/17 Contracted general activity (UDA)	1,921
Carry forward general activity (UDA)	0
16/17 Contracted orthodontic activity (UOA)	0
Carry forward orthodontic activity (UOA)	0
Baseline contract value	£47,021.64

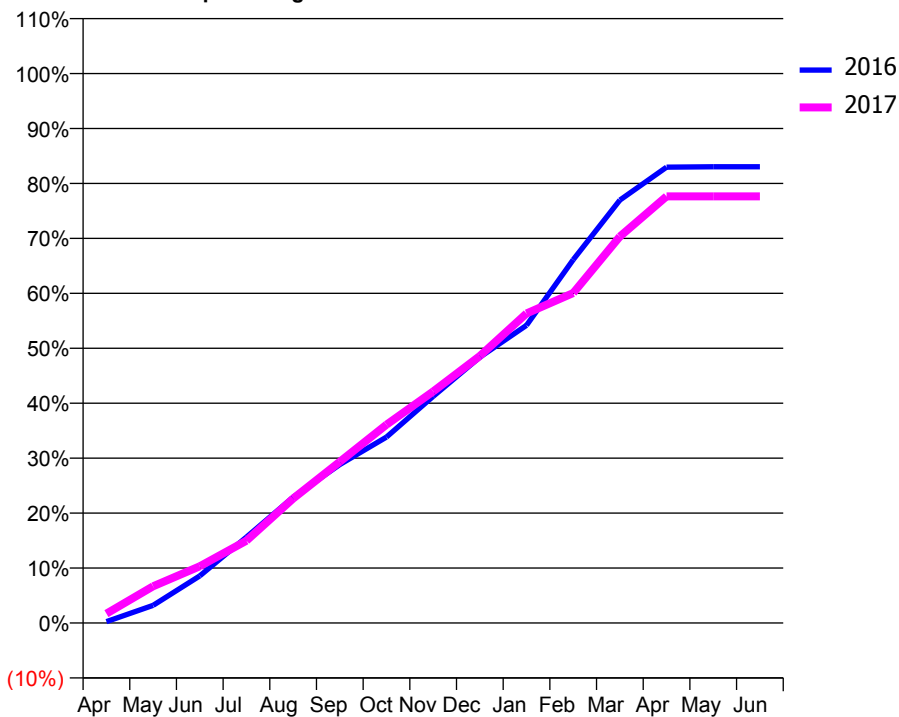
ACCESS*

Patients seen in 24 months	Total	Change since previous quarter
Quarter ending March 2016	577	
Quarter ending June 2016	568	↓
Quarter ending September 2016	566	→
Quarter ending December 2016	578	↑
Quarter ending March 2017	593	↑
Variance since March 2016	2.8%	↑



ACTIVITY

Cumulative percentage of contracted UDA delivered 2016 & 2017



Adjusted Scheduled Activity (UDA)

Month	2016	2017
April	5	33
May	62	128
June	165	198
July	300	288
August	440	435
September	554	564
October	650	694
November	792	810
December	929	934
January	1,041	1,082
February	1,270	1,154
March	1,479	1,351
April	1,594	1,491
May	1,595	1,491
June	1,595	1,491

QUALITY

	Quantity	Base Number	Contract	AT	Region	England
% of FP17s for the same patient ID Re-attending within 3 months - Children	75	706	10.6%	11.5%	13.3%	12.3%
% of FP17s for the same patient ID Re-attending within 3 months - Adults	50	298	16.8%	15.6%	17.3%	16.7%
% of FP17s for the same patient ID Re-attending between 3 & 9 months - Children	505	706	71.5%	57.3%	58.9%	57.6%
% of FP17s for the same patient ID Re-attending between 3 & 9 months - Adults	213	298	71.5%	52.0%	52.2%	50.1%
% of FP17s for Band 1 Urgent Courses	27	1,005	2.7%	8.2%	9.2%	9.1%
% of FP17s Relating to Free Repair or Replacements	4	1,005	0.4%	1.2%	1.0%	0.8%
% of FP17s Relating to Continuations	1	1,005	0.1%	1.6%	1.4%	1.2%
% of Patients satisfied with the dentistry they have received	0	1	N/A	93.3%	93.1%	92.8%
% of Patients satisfied with the time they had to wait for an appointment	1	1	N/A	90.4%	89.5%	88.7%

* This is based on patients treated on this contract for their most recent course of treatment. Figures in italics indicate the base number of FP17s or Patient Questionnaire responses are less than 100. N/A is shown where the base number of responses is less than 10 during the period. % is calculated as Quantity/Base number*100

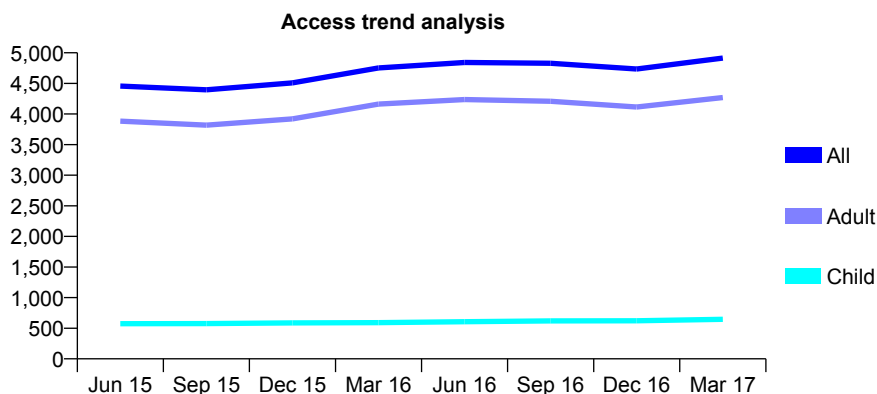
Q49 - Vital Signs At a Glance Contract Report for 917427/0003 - Year end March 2017

Name or company name	MR P BRANTINGHAM
Contract type name	GDS Contract
Purpose of contract	General
Contract start date	01/04/2006
Contract end date	

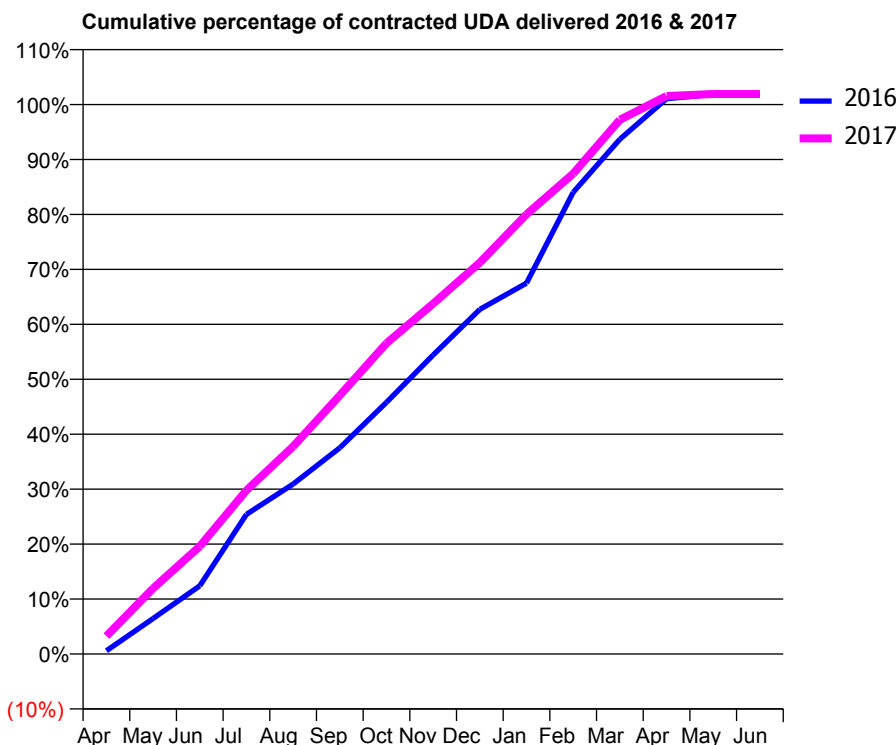
16/17 Contracted general activity (UDA)	13,884
Carry forward general activity (UDA)	0
16/17 Contracted orthodontic activity (UOA)	0
Carry forward orthodontic activity (UOA)	0
Baseline contract value	£452,383.82

ACCESS*

Patients seen in 24 months	Total	Change since previous quarter
Quarter ending March 2016	4,753	
Quarter ending June 2016	4,843	→
Quarter ending September 2016	4,828	→
Quarter ending December 2016	4,736	↓
Quarter ending March 2017	4,914	↑
Variance since March 2016	3.4%	↑



ACTIVITY



Month	Adjusted Scheduled Activity (UDA)	
	2016	2017
April	81	454
May	899	1,659
June	1,724	2,721
July	3,528	4,137
August	4,295	5,243
September	5,209	6,534
October	6,360	7,853
November	7,556	8,852
December	8,707	9,891
January	9,371	11,108
February	11,667	12,136
March	13,008	13,498
April	14,031	14,098
May	14,139	14,148
June	14,138	14,149

QUALITY

	Quantity	Base Number	Contract	AT	Region	England
% of FP17s for the same patient ID Re-attending within 3 months - Children	73	888	8.2%	11.5%	13.3%	12.3%
% of FP17s for the same patient ID Re-attending within 3 months - Adults	1,091	5,632	19.4%	15.6%	17.3%	16.7%
% of FP17s for the same patient ID Re-attending between 3 & 9 months - Children	479	888	53.9%	57.3%	58.9%	57.6%
% of FP17s for the same patient ID Re-attending between 3 & 9 months - Adults	2,287	5,632	40.6%	52.0%	52.2%	50.1%
% of FP17s for Band 1 Urgent Courses	672	6,408	10.5%	8.2%	9.2%	9.1%
% of FP17s Relating to Free Repair or Replacements	105	6,408	1.6%	1.2%	1.0%	0.8%
% of FP17s Relating to Continuations	221	6,408	3.4%	1.6%	1.4%	1.2%
% of Patients satisfied with the dentistry they have received	4	5	N/A	93.3%	93.1%	92.8%
% of Patients satisfied with the time they had to wait for an appointment	4	5	N/A	90.4%	89.5%	88.7%

* This is based on patients treated on this contract for their most recent course of treatment. Figures in italics indicate the base number of FP17s or Patient Questionnaire responses are less than 100. N/A is shown where the base number of responses is less than 10 during the period. % is calculated as Quantity/Base number*100

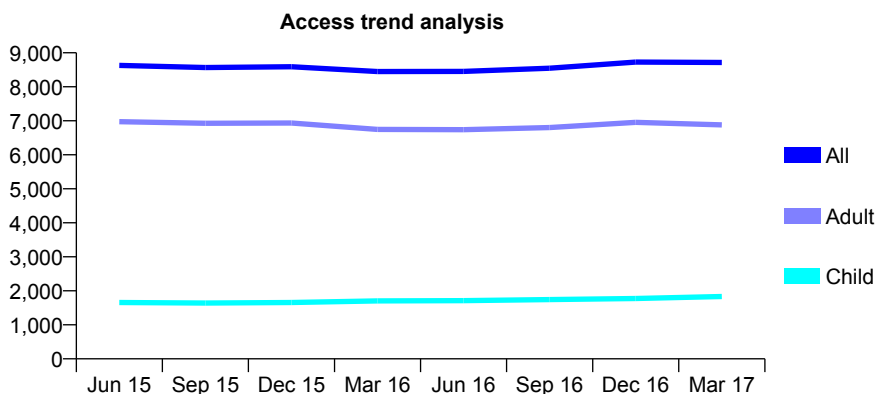
Q49 - Vital Signs At a Glance Contract Report for 917427/0004 - Year end March 2017

Name or company name	MR P BRANTINGHAM
Contract type name	GDS Contract
Purpose of contract	General
Contract start date	01/04/2006
Contract end date	

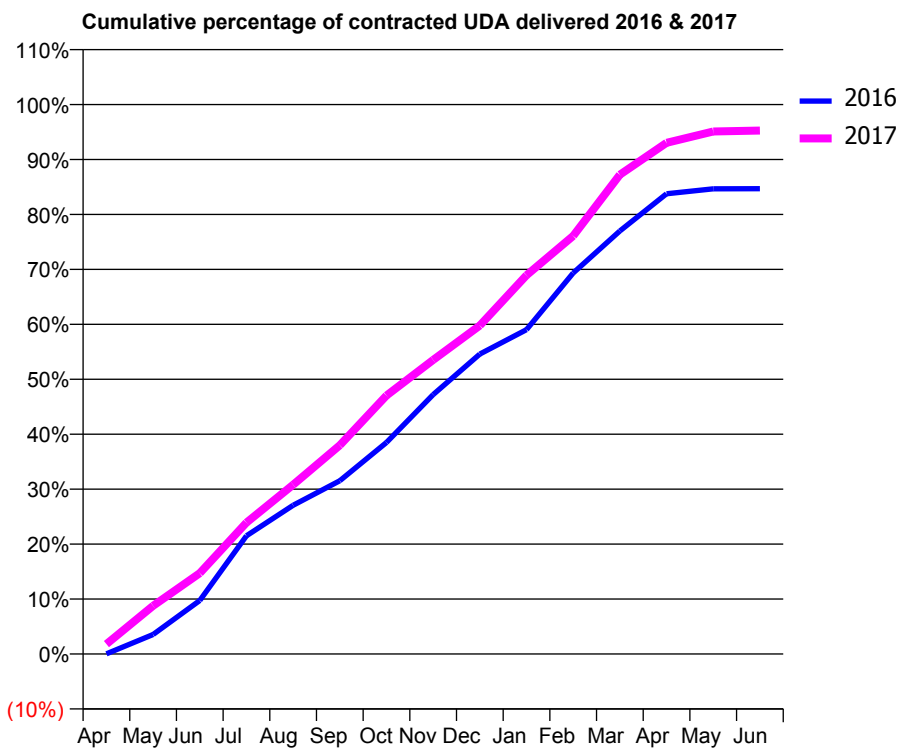
16/17 Contracted general activity (UDA)	32,440
Carry forward general activity (UDA)	0
16/17 Contracted orthodontic activity (UOA)	0
Carry forward orthodontic activity (UOA)	0
Baseline contract value	£953,540.19

ACCESS*

Patients seen in 24 months	Total	Change since previous quarter
Quarter ending March 2016	8,448	
Quarter ending June 2016	8,451	→
Quarter ending September 2016	8,546	→
Quarter ending December 2016	8,726	↑
Quarter ending March 2017	8,716	→
Variance since March 2016	3.2%	↑



ACTIVITY



Month	Adjusted Scheduled Activity (UDA)	
	2016	2017
April	11	584
May	1,181	2,845
June	3,232	4,773
July	7,130	7,759
August	8,977	9,995
September	10,458	12,327
October	12,763	15,258
November	15,655	17,364
December	18,096	19,393
January	19,569	22,359
February	22,993	24,685
March	25,524	28,295
April	27,773	30,179
May	28,068	30,850
June	28,080	30,903

QUALITY

	Quantity	Base Number	Contract	AT	Region	England
% of FP17s for the same patient ID Re-attending within 3 months - Children	374	2,752	13.6%	11.5%	13.3%	12.3%
% of FP17s for the same patient ID Re-attending within 3 months - Adults	2,258	9,666	23.4%	15.6%	17.3%	16.7%
% of FP17s for the same patient ID Re-attending between 3 & 9 months - Children	1,298	2,752	47.2%	57.3%	58.9%	57.6%
% of FP17s for the same patient ID Re-attending between 3 & 9 months - Adults	3,687	9,666	38.1%	52.0%	52.2%	50.1%
% of FP17s for Band 1 Urgent Courses	1,896	12,368	15.3%	8.2%	9.2%	9.1%
% of FP17s Relating to Free Repair or Replacements	233	12,368	1.9%	1.2%	1.0%	0.8%
% of FP17s Relating to Continuations	372	12,368	3.0%	1.6%	1.4%	1.2%
% of Patients satisfied with the dentistry they have received	19	19	100.0%	93.3%	93.1%	92.8%
% of Patients satisfied with the time they had to wait for an appointment	17	19	89.5%	90.4%	89.5%	88.7%

* This is based on patients treated on this contract for their most recent course of treatment. Figures in italics indicate the base number of FP17s or Patient Questionnaire responses are less than 100. N/A is shown where the base number of responses is less than 10 during the period. % is calculated as Quantity/Base number*100

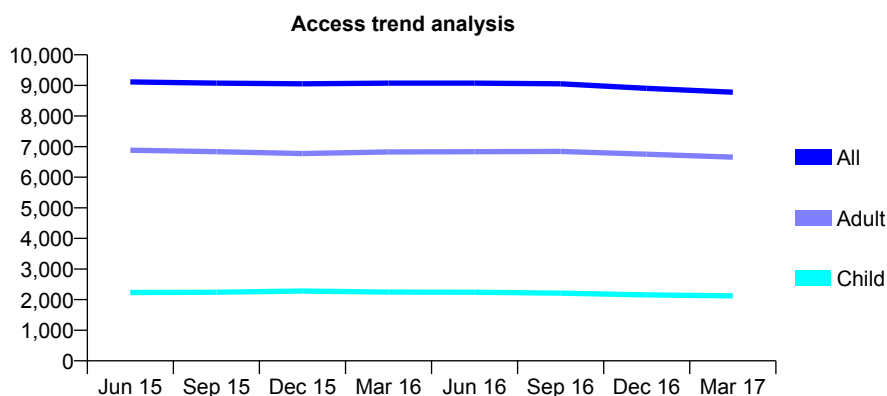
Q49 - Vital Signs At a Glance Contract Report for 920045/0002 - Year end March 2017

Name or company name	MRS PA DODD
Contract type name	GDS Contract
Purpose of contract	General and Orthodontic
Contract start date	01/04/2006
Contract end date	

16/17 Contracted general activity (UDA)	23,381
Carry forward general activity (UDA)	0
16/17 Contracted orthodontic activity (UOA)	0
Carry forward orthodontic activity (UOA)	0
Baseline contract value	£563,291.80

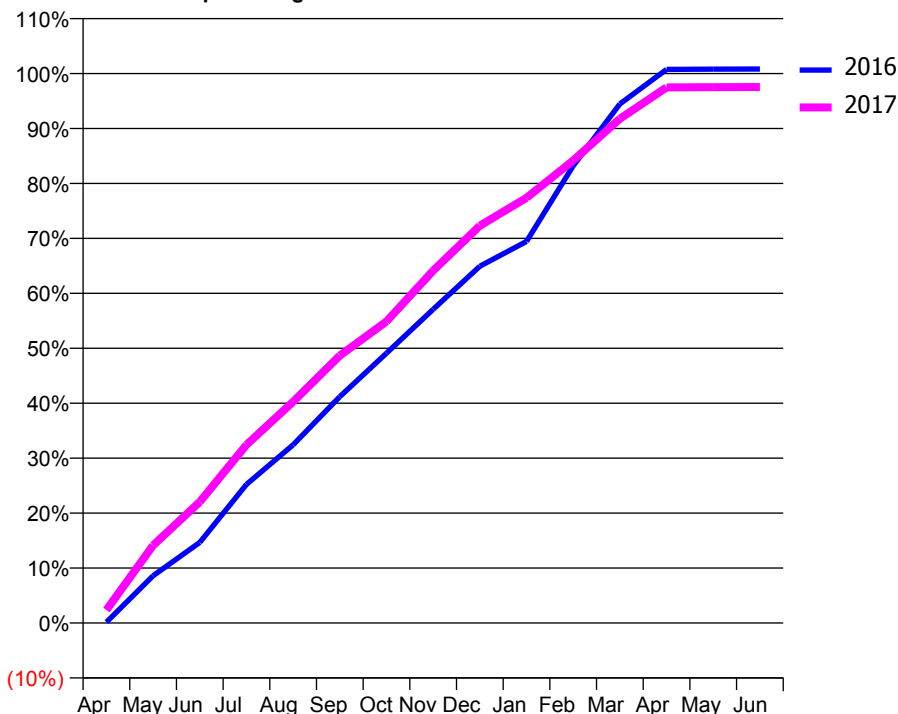
ACCESS*

Patients seen in 24 months	Total	Change since previous quarter
Quarter ending March 2016	9,072	
Quarter ending June 2016	9,075	→
Quarter ending September 2016	9,054	→
Quarter ending December 2016	8,906	↓
Quarter ending March 2017	8,779	↓
Variance since March 2016	(3.2%)	↓



ACTIVITY

Cumulative percentage of contracted UDA delivered 2016 & 2017



Adjusted Scheduled Activity (UDA)

Month	2016	2017
April	36	554
May	2,010	3,304
June	3,431	5,152
July	5,896	7,584
August	7,583	9,418
September	9,630	11,377
October	11,481	12,831
November	13,346	14,996
December	15,182	16,906
January	16,236	18,092
February	19,453	19,678
March	22,088	21,454
April	23,554	22,786
May	23,568	22,801
June	23,571	22,806

QUALITY

	Quantity	Base Number	Contract	AT	Region	England
% of FP17s for the same patient ID Re-attending within 3 months - Children	331	3,647	9.1%	11.5%	13.3%	12.3%
% of FP17s for the same patient ID Re-attending within 3 months - Adults	1,799	11,076	16.2%	15.6%	17.3%	16.7%
% of FP17s for the same patient ID Re-attending between 3 & 9 months - Children	2,675	3,647	73.3%	57.3%	58.9%	57.6%
% of FP17s for the same patient ID Re-attending between 3 & 9 months - Adults	7,266	11,076	65.6%	52.0%	52.2%	50.1%
% of FP17s for Band 1 Urgent Courses	456	13,053	3.5%	8.2%	9.2%	9.1%
% of FP17s Relating to Free Repair or Replacements	134	13,053	1.0%	1.2%	1.0%	0.8%
% of FP17s Relating to Continuations	430	13,053	3.3%	1.6%	1.4%	1.2%
% of Patients satisfied with the dentistry they have received	18	19	94.7%	93.3%	93.1%	92.8%
% of Patients satisfied with the time they had to wait for an appointment	19	19	100.0%	90.4%	89.5%	88.7%

* This is based on patients treated on this contract for their most recent course of treatment. Figures in italics indicate the base number of FP17s or Patient Questionnaire responses are less than 100. N/A is shown where the base number of responses is less than 10 during the period. % is calculated as Quantity/Base number*100

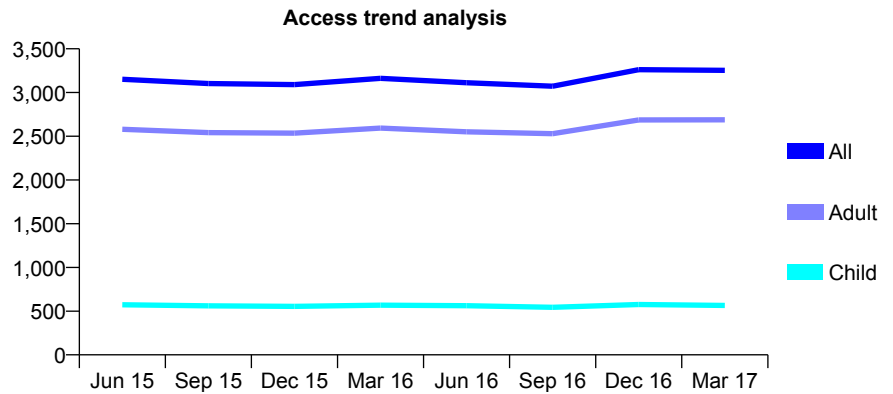
Q49 - Vital Signs At a Glance Contract Report for 920576/0001 - Year end March 2017

Name or company name	MR G BAYTUG
Contract type name	GDS Contract
Purpose of contract	General
Contract start date	01/04/2006
Contract end date	

16/17 Contracted general activity (UDA)	15,354
Carry forward general activity (UDA)	0
16/17 Contracted orthodontic activity (UOA)	0
Carry forward orthodontic activity (UOA)	0
Baseline contract value	£685,541.33

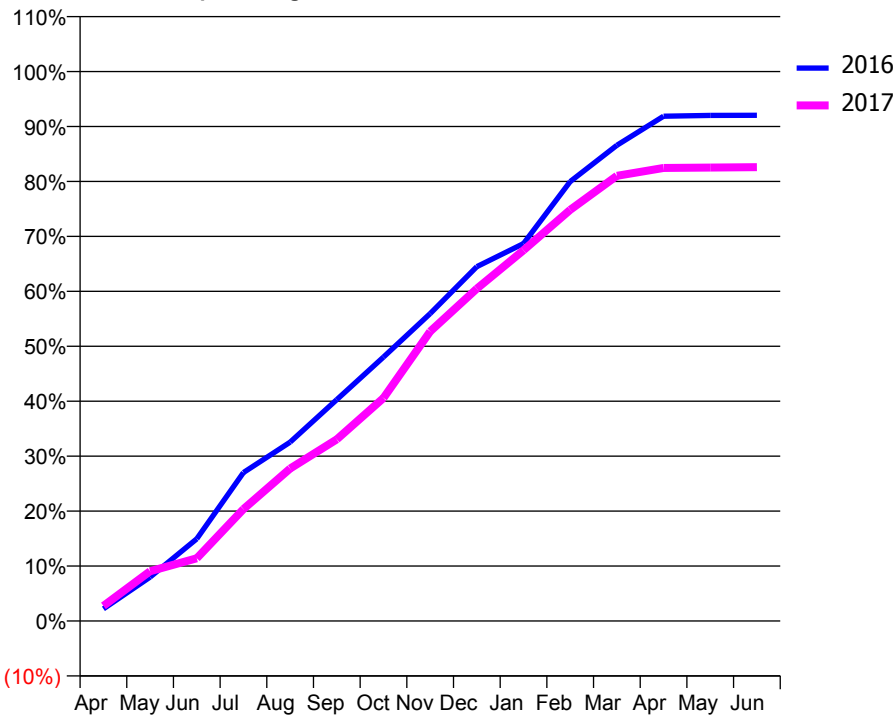
ACCESS*

Patients seen in 24 months	Total	Change since previous quarter
Quarter ending March 2016	3,162	
Quarter ending June 2016	3,112	↓
Quarter ending September 2016	3,072	↓
Quarter ending December 2016	3,261	↑
Quarter ending March 2017	3,253	→
Variance since March 2016	2.9%	↑



ACTIVITY

Cumulative percentage of contracted UDA delivered 2016 & 2017



Month	Adjusted Scheduled Activity (UDA)	
	2016	2017
April	341	424
May	1,228	1,390
June	2,298	1,753
July	4,147	3,127
August	4,998	4,261
September	6,185	5,078
October	7,377	6,230
November	8,589	8,090
December	9,902	9,287
January	10,545	10,361
February	12,278	11,491
March	13,293	12,438
April	14,103	12,659
May	14,127	12,668
June	14,130	12,682

QUALITY

	Quantity	Base Number	Contract	AT	Region	England
% of FP17s for the same patient ID Re-attending within 3 months - Children	66	928	7.1%	11.5%	13.3%	12.3%
% of FP17s for the same patient ID Re-attending within 3 months - Adults	935	4,874	19.2%	15.6%	17.3%	16.7%
% of FP17s for the same patient ID Re-attending between 3 & 9 months - Children	570	928	61.4%	57.3%	58.9%	57.6%
% of FP17s for the same patient ID Re-attending between 3 & 9 months - Adults	2,980	4,874	61.1%	52.0%	52.2%	50.1%
% of FP17s for Band 1 Urgent Courses	243	5,609	4.3%	8.2%	9.2%	9.1%
% of FP17s Relating to Free Repair or Replacements	52	5,609	0.9%	1.2%	1.0%	0.8%
% of FP17s Relating to Continuations	269	5,609	4.8%	1.6%	1.4%	1.2%
% of Patients satisfied with the dentistry they have received	9	11	81.8%	93.3%	93.1%	92.8%
% of Patients satisfied with the time they had to wait for an appointment	9	11	81.8%	90.4%	89.5%	88.7%

* This is based on patients treated on this contract for their most recent course of treatment. Figures in italics indicate the base number of FP17s or Patient Questionnaire responses are less than 100. N/A is shown where the base number of responses is less than 10 during the period. % is calculated as Quantity/Base number*100

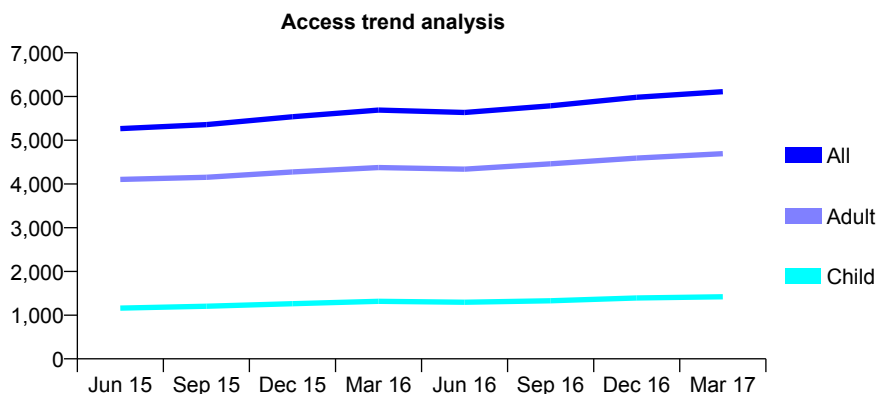
Q49 - Vital Signs At a Glance Contract Report for 925705/0001 - Year end March 2017

Name or company name	MR SA EABORN
Contract type name	GDS Contract
Purpose of contract	General
Contract start date	01/04/2006
Contract end date	

16/17 Contracted general activity (UDA)	16,440
Carry forward general activity (UDA)	0
16/17 Contracted orthodontic activity (UOA)	0
Carry forward orthodontic activity (UOA)	0
Baseline contract value	£435,269.67

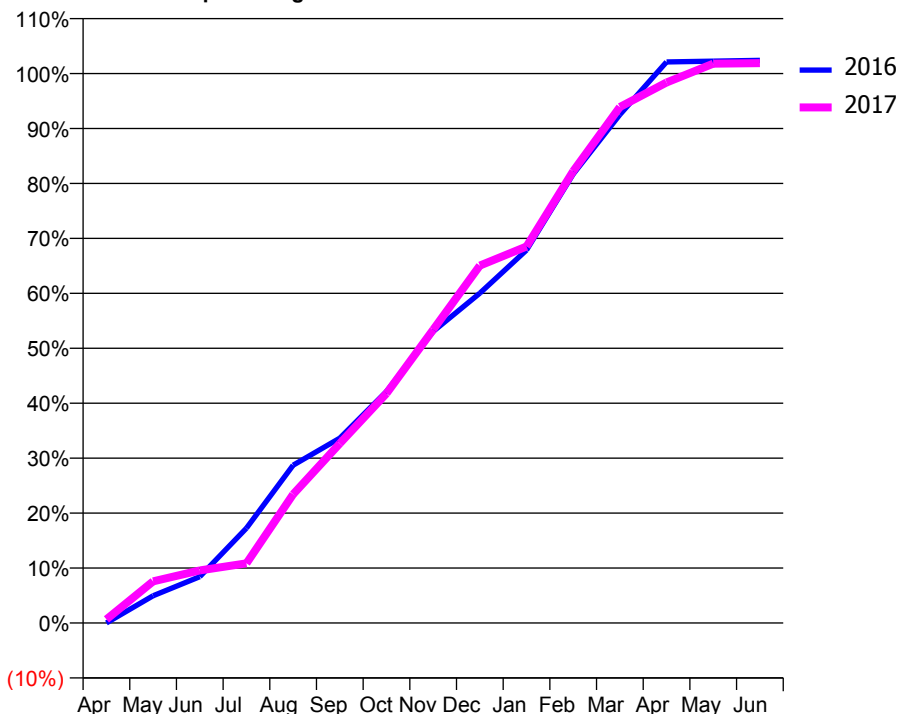
ACCESS*

Patients seen in 24 months	Total	Change since previous quarter
Quarter ending March 2016	5,691	
Quarter ending June 2016	5,635	→
Quarter ending September 2016	5,787	↑
Quarter ending December 2016	5,982	↑
Quarter ending March 2017	6,112	↑
Variance since March 2016	7.4%	↑



ACTIVITY

Cumulative percentage of contracted UDA delivered 2016 & 2017



Month	Adjusted Scheduled Activity (UDA)	
	2016	2017
April	0	111
May	816	1,247
June	1,385	1,576
July	2,839	1,784
August	4,722	3,852
September	5,531	5,372
October	6,927	6,870
November	8,721	8,774
December	9,869	10,694
January	11,155	11,265
February	13,429	13,520
March	15,212	15,438
April	16,786	16,171
May	16,808	16,736
June	16,832	16,749

QUALITY

	Quantity	Base Number	Contract	AT	Region	England
% of FP17s for the same patient ID Re-attending within 3 months - Children	125	1,868	6.7%	11.5%	13.3%	12.3%
% of FP17s for the same patient ID Re-attending within 3 months - Adults	926	5,972	15.5%	15.6%	17.3%	16.7%
% of FP17s for the same patient ID Re-attending between 3 & 9 months - Children	916	1,868	49.0%	57.3%	58.9%	57.6%
% of FP17s for the same patient ID Re-attending between 3 & 9 months - Adults	2,739	5,972	45.9%	52.0%	52.2%	50.1%
% of FP17s for Band 1 Urgent Courses	648	7,688	8.4%	8.2%	9.2%	9.1%
% of FP17s Relating to Free Repair or Replacements	138	7,688	1.8%	1.2%	1.0%	0.8%
% of FP17s Relating to Continuations	116	7,688	1.5%	1.6%	1.4%	1.2%
% of Patients satisfied with the dentistry they have received	16	17	94.1%	93.3%	93.1%	92.8%
% of Patients satisfied with the time they had to wait for an appointment	17	17	100.0%	90.4%	89.5%	88.7%

* This is based on patients treated on this contract for their most recent course of treatment. Figures in italics indicate the base number of FP17s or Patient Questionnaire responses are less than 100. N/A is shown where the base number of responses is less than 10 during the period. % is calculated as Quantity/Base number*100

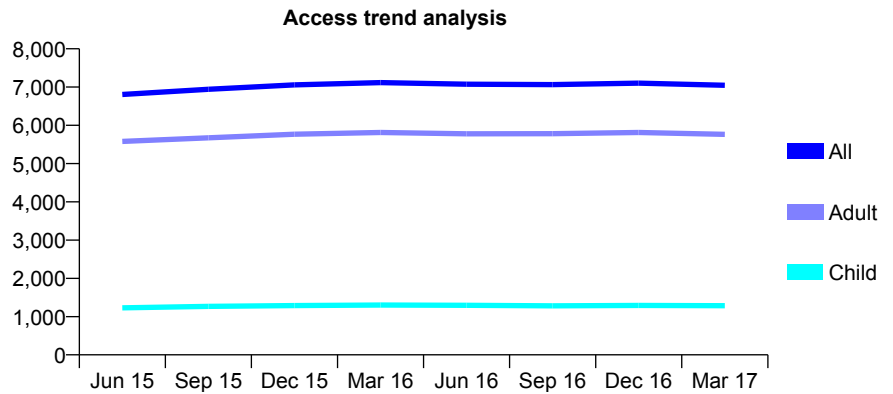
Q49 - Vital Signs At a Glance Contract Report for 933406/0001 - Year end March 2017

Name or company name	MR JI SYKES
Contract type name	GDS Contract
Purpose of contract	General
Contract start date	11/08/2007
Contract end date	

16/17 Contracted general activity (UDA)	19,332
Carry forward general activity (UDA)	100
16/17 Contracted orthodontic activity (UOA)	0
Carry forward orthodontic activity (UOA)	0
Baseline contract value	£429,489.81

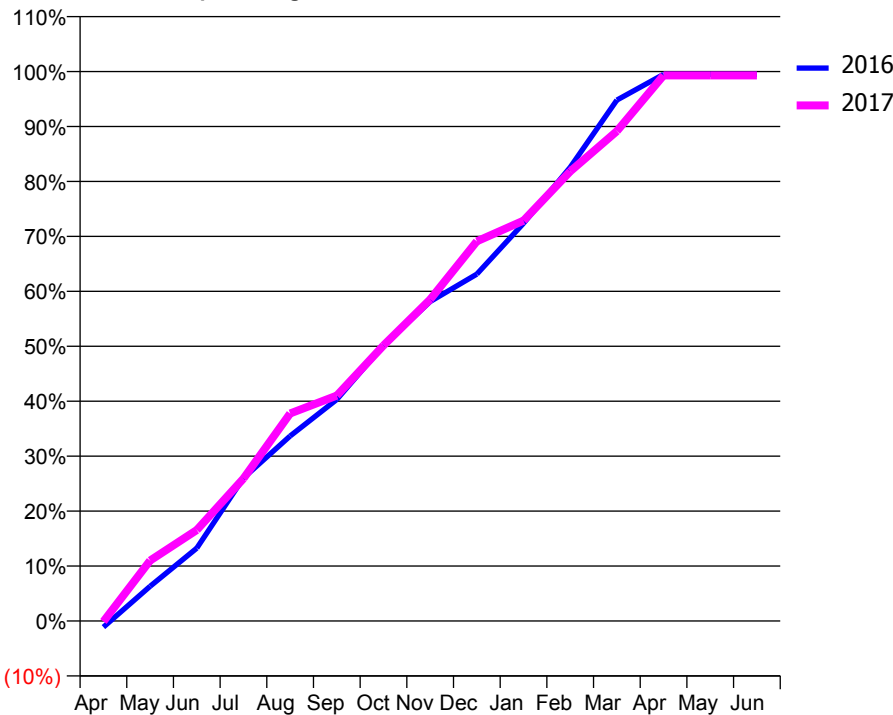
ACCESS*

Patients seen in 24 months	Total	Change since previous quarter
Quarter ending March 2016	7,115	
Quarter ending June 2016	7,073	→
Quarter ending September 2016	7,064	→
Quarter ending December 2016	7,103	→
Quarter ending March 2017	7,048	→
Variance since March 2016	(0.9%)	→



ACTIVITY

Cumulative percentage of contracted UDA delivered 2016 & 2017



QUALITY

	Quantity	Base Number	Contract	AT	Region	England
% of FP17s for the same patient ID Re-attending within 3 months - Children	108	1,738	6.2%	11.5%	13.3%	12.3%
% of FP17s for the same patient ID Re-attending within 3 months - Adults	1,125	7,115	15.8%	15.6%	17.3%	16.7%
% of FP17s for the same patient ID Re-attending between 3 & 9 months - Children	1,099	1,738	63.2%	57.3%	58.9%	57.6%
% of FP17s for the same patient ID Re-attending between 3 & 9 months - Adults	3,306	7,115	46.5%	52.0%	52.2%	50.1%
% of FP17s for Band 1 Urgent Courses	1,056	9,468	11.2%	8.2%	9.2%	9.1%
% of FP17s Relating to Free Repair or Replacements	173	9,468	1.8%	1.2%	1.0%	0.8%
% of FP17s Relating to Continuations	120	9,468	1.3%	1.6%	1.4%	1.2%
% of Patients satisfied with the dentistry they have received	15	15	100.0%	93.3%	93.1%	92.8%
% of Patients satisfied with the time they had to wait for an appointment	15	15	100.0%	90.4%	89.5%	88.7%

* This is based on patients treated on this contract for their most recent course of treatment. Figures in italics indicate the base number of FP17s or Patient Questionnaire responses are less than 100. N/A is shown where the base number of responses is less than 10 during the period. % is calculated as Quantity/Base number*100

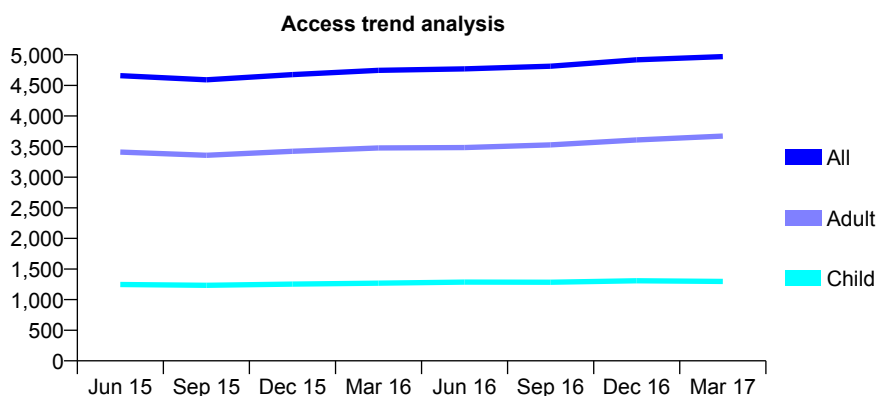
Q49 - Vital Signs At a Glance Contract Report for 934518/0001 - Year end March 2017

Name or company name	MRS JD BLACK
Contract type name	GDS Contract
Purpose of contract	General
Contract start date	01/04/2006
Contract end date	

16/17 Contracted general activity (UDA)	16,216
Carry forward general activity (UDA)	284
16/17 Contracted orthodontic activity (UOA)	0
Carry forward orthodontic activity (UOA)	0
Baseline contract value	£431,134.75

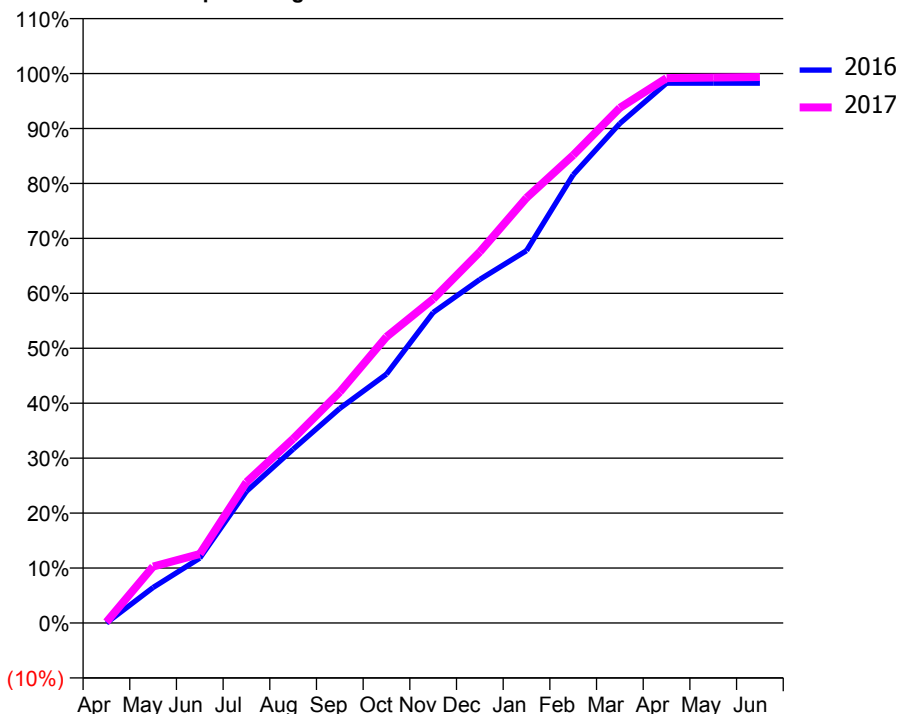
ACCESS*

Patients seen in 24 months	Total	Change since previous quarter
Quarter ending March 2016	4,747	
Quarter ending June 2016	4,770	→
Quarter ending September 2016	4,813	→
Quarter ending December 2016	4,918	↑
Quarter ending March 2017	4,970	→
Variance since March 2016	4.7%	↑



ACTIVITY

Cumulative percentage of contracted UDA delivered 2016 & 2017



Adjusted Scheduled Activity (UDA)

Month	2016	2017
April	0	28
May	1,048	1,667
June	1,915	2,035
July	3,886	4,159
August	5,129	5,436
September	6,335	6,818
October	7,344	8,446
November	9,162	9,559
December	10,141	10,955
January	10,988	12,549
February	13,228	13,808
March	14,743	15,203
April	15,930	16,079
May	15,931	16,096
June	15,932	16,111

QUALITY

	Quantity	Base Number	Contract	AT	Region	England
% of FP17s for the same patient ID Re-attending within 3 months - Children	149	1,832	8.1%	11.5%	13.3%	12.3%
% of FP17s for the same patient ID Re-attending within 3 months - Adults	826	4,769	17.3%	15.6%	17.3%	16.7%
% of FP17s for the same patient ID Re-attending between 3 & 9 months - Children	965	1,832	52.7%	57.3%	58.9%	57.6%
% of FP17s for the same patient ID Re-attending between 3 & 9 months - Adults	2,104	4,769	44.1%	52.0%	52.2%	50.1%
% of FP17s for Band 1 Urgent Courses	631	6,447	9.8%	8.2%	9.2%	9.1%
% of FP17s Relating to Free Repair or Replacements	68	6,447	1.1%	1.2%	1.0%	0.8%
% of FP17s Relating to Continuations	41	6,447	0.6%	1.6%	1.4%	1.2%
% of Patients satisfied with the dentistry they have received	15	16	93.8%	93.3%	93.1%	92.8%
% of Patients satisfied with the time they had to wait for an appointment	14	16	87.5%	90.4%	89.5%	88.7%

* This is based on patients treated on this contract for their most recent course of treatment. Figures in italics indicate the base number of FP17s or Patient Questionnaire responses are less than 100. N/A is shown where the base number of responses is less than 10 during the period. % is calculated as Quantity/Base number*100

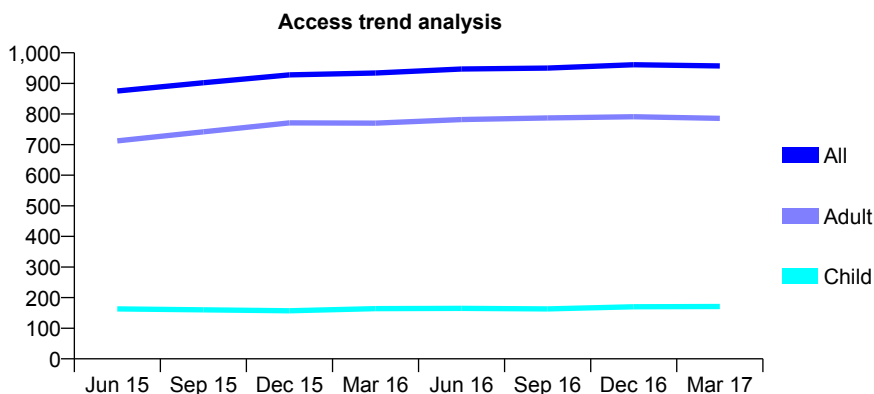
Q49 - Vital Signs At a Glance Contract Report for 937932/0003 - Year end March 2017

Name or company name	MR I STEELE
Contract type name	GDS Contract
Purpose of contract	General
Contract start date	02/01/2014
Contract end date	

16/17 Contracted general activity (UDA)	3,000
Carry forward general activity (UDA)	0
16/17 Contracted orthodontic activity (UOA)	0
Carry forward orthodontic activity (UOA)	0
Baseline contract value	£71,772.45

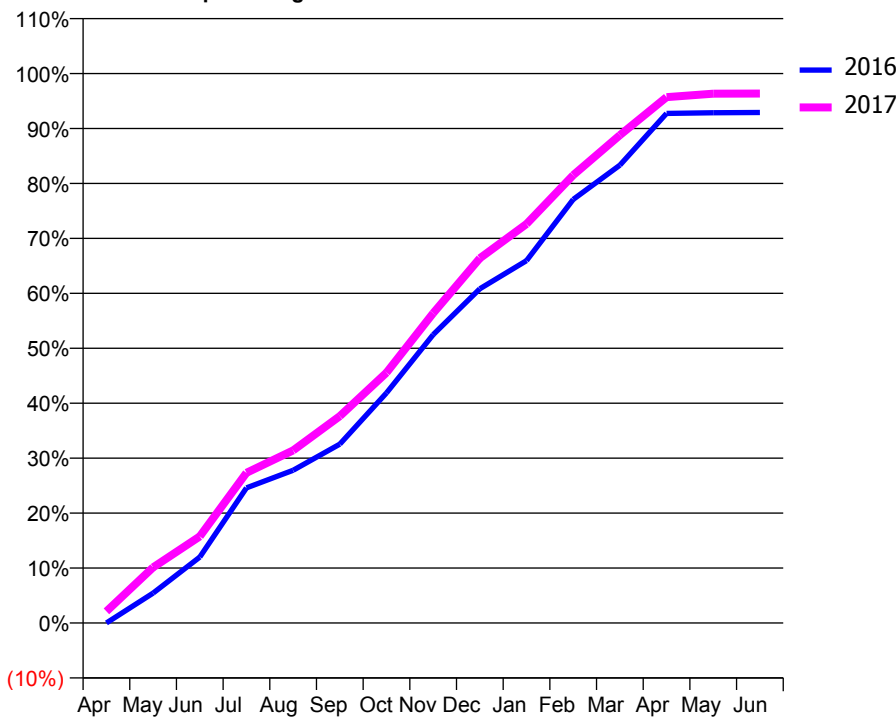
ACCESS*

Patients seen in 24 months	Total	Change since previous quarter
Quarter ending March 2016	934	
Quarter ending June 2016	947	→
Quarter ending September 2016	950	→
Quarter ending December 2016	961	→
Quarter ending March 2017	957	→
Variance since March 2016	2.5%	↑



ACTIVITY

Cumulative percentage of contracted UDA delivered 2016 & 2017



Month	Adjusted Scheduled Activity (UDA)	
	2016	2017
April	0	64
May	164	304
June	360	473
July	738	820
August	834	942
September	976	1,129
October	1,256	1,367
November	1,574	1,692
December	1,824	1,992
January	1,978	2,179
February	2,313	2,445
March	2,500	2,663
April	2,782	2,871
May	2,786	2,890
June	2,787	2,891

QUALITY

	Quantity	Base Number	Contract	AT	Region	England
% of FP17s for the same patient ID Re-attending within 3 months - Children	21	286	7.3%	11.5%	13.3%	12.3%
% of FP17s for the same patient ID Re-attending within 3 months - Adults	196	1,348	14.5%	15.6%	17.3%	16.7%
% of FP17s for the same patient ID Re-attending between 3 & 9 months - Children	191	286	66.8%	57.3%	58.9%	57.6%
% of FP17s for the same patient ID Re-attending between 3 & 9 months - Adults	859	1,348	63.7%	52.0%	52.2%	50.1%
% of FP17s for Band 1 Urgent Courses	17	1,601	1.1%	8.2%	9.2%	9.1%
% of FP17s Relating to Free Repair or Replacements	25	1,601	1.6%	1.2%	1.0%	0.8%
% of FP17s Relating to Continuations	62	1,601	3.9%	1.6%	1.4%	1.2%
% of Patients satisfied with the dentistry they have received	4	5	N/A	93.3%	93.1%	92.8%
% of Patients satisfied with the time they had to wait for an appointment	4	5	N/A	90.4%	89.5%	88.7%

* This is based on patients treated on this contract for their most recent course of treatment. Figures in italics indicate the base number of FP17s or Patient Questionnaire responses are less than 100. N/A is shown where the base number of responses is less than 10 during the period. % is calculated as Quantity/Base number*100

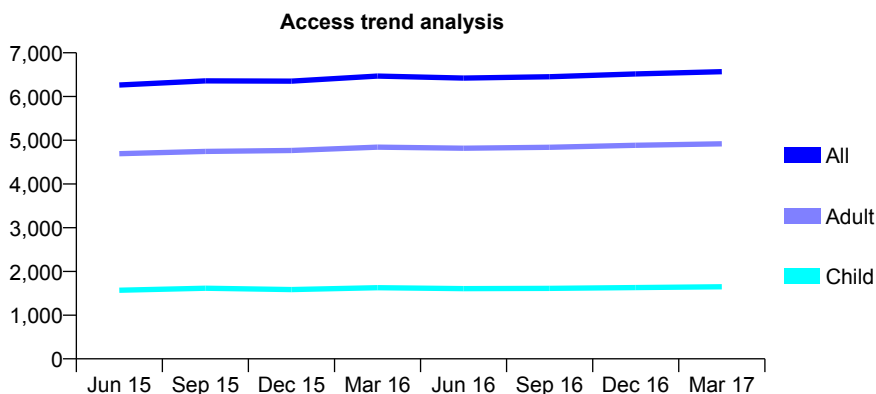
Q49 - Vital Signs At a Glance Contract Report for 941212/0001 - Year end March 2017

Name or company name	MR I DAVIES
Contract type name	GDS Contract
Purpose of contract	General
Contract start date	01/05/2011
Contract end date	

16/17 Contracted general activity (UDA)	21,674
Carry forward general activity (UDA)	-43
16/17 Contracted orthodontic activity (UOA)	0
Carry forward orthodontic activity (UOA)	0
Baseline contract value	£557,393.60

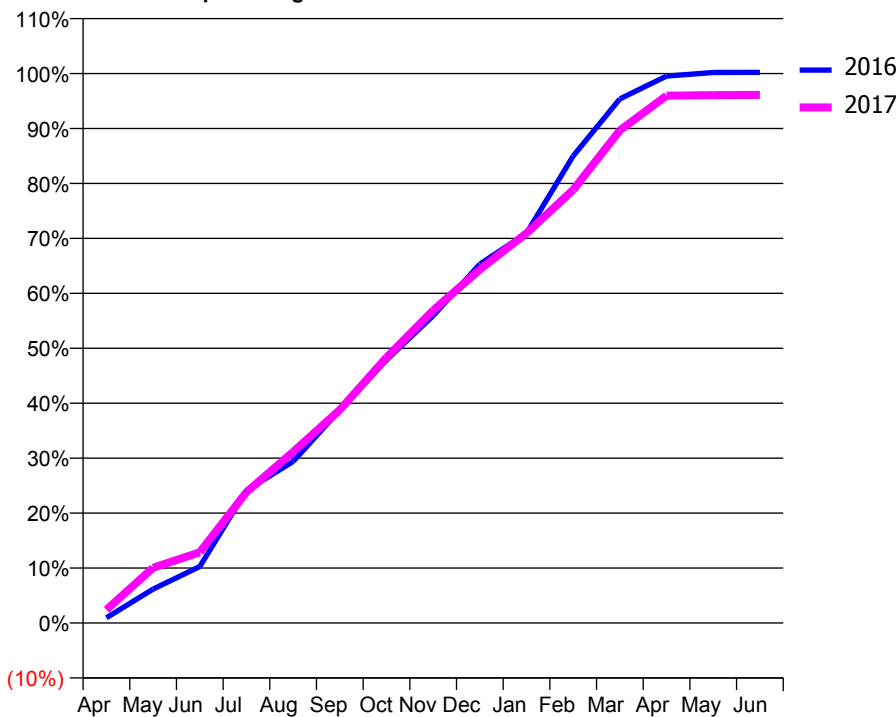
ACCESS*

Patients seen in 24 months	Total	Change since previous quarter
Quarter ending March 2016	6,468	
Quarter ending June 2016	6,423	→
Quarter ending September 2016	6,451	→
Quarter ending December 2016	6,517	→
Quarter ending March 2017	6,567	→
Variance since March 2016	1.5%	→



ACTIVITY

Cumulative percentage of contracted UDA delivered 2016 & 2017



Month	Adjusted Scheduled Activity (UDA)	
	2016	2017
April	207	525
May	1,340	2,178
June	2,225	2,788
July	5,229	5,164
August	6,370	6,752
September	8,397	8,407
October	10,374	10,476
November	12,123	12,331
December	14,156	13,946
January	15,375	15,374
February	18,421	17,086
March	20,672	19,431
April	21,572	20,798
May	21,712	20,819
June	21,717	20,833

QUALITY

	Quantity	Base Number	Contract	AT	Region	England
% of FP17s for the same patient ID Re-attending within 3 months - Children	261	2,405	10.9%	11.5%	13.3%	12.3%
% of FP17s for the same patient ID Re-attending within 3 months - Adults	1,378	7,008	19.7%	15.6%	17.3%	16.7%
% of FP17s for the same patient ID Re-attending between 3 & 9 months - Children	1,275	2,405	53.0%	57.3%	58.9%	57.6%
% of FP17s for the same patient ID Re-attending between 3 & 9 months - Adults	3,542	7,008	50.5%	52.0%	52.2%	50.1%
% of FP17s for Band 1 Urgent Courses	1,064	8,404	12.7%	8.2%	9.2%	9.1%
% of FP17s Relating to Free Repair or Replacements	173	8,404	2.1%	1.2%	1.0%	0.8%
% of FP17s Relating to Continuations	110	8,404	1.3%	1.6%	1.4%	1.2%
% of Patients satisfied with the dentistry they have received	10	10	100.0%	93.3%	93.1%	92.8%
% of Patients satisfied with the time they had to wait for an appointment	10	10	100.0%	90.4%	89.5%	88.7%

* This is based on patients treated on this contract for their most recent course of treatment. Figures in italics indicate the base number of FP17s or Patient Questionnaire responses are less than 100. N/A is shown where the base number of responses is less than 10 during the period. % is calculated as Quantity/Base number*100

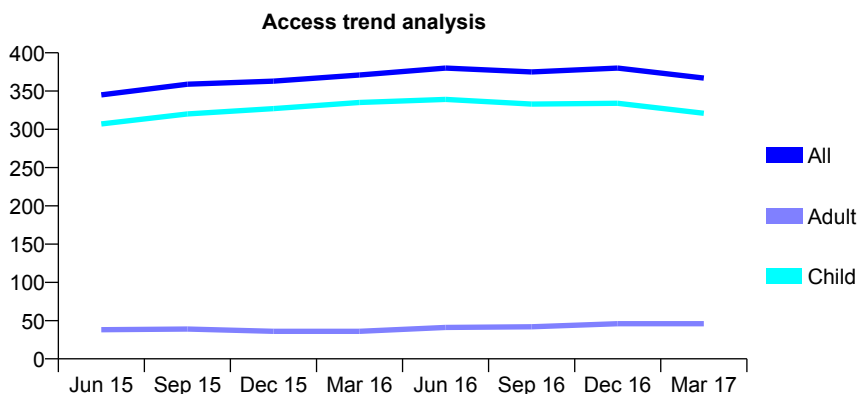
Q49 - Vital Signs At a Glance Contract Report for 943754/0003 - Year end March 2017

Name or company name	MR S ISMAIL
Contract type name	GDS Contract
Purpose of contract	General and Orthodontic
Contract start date	01/07/2012
Contract end date	

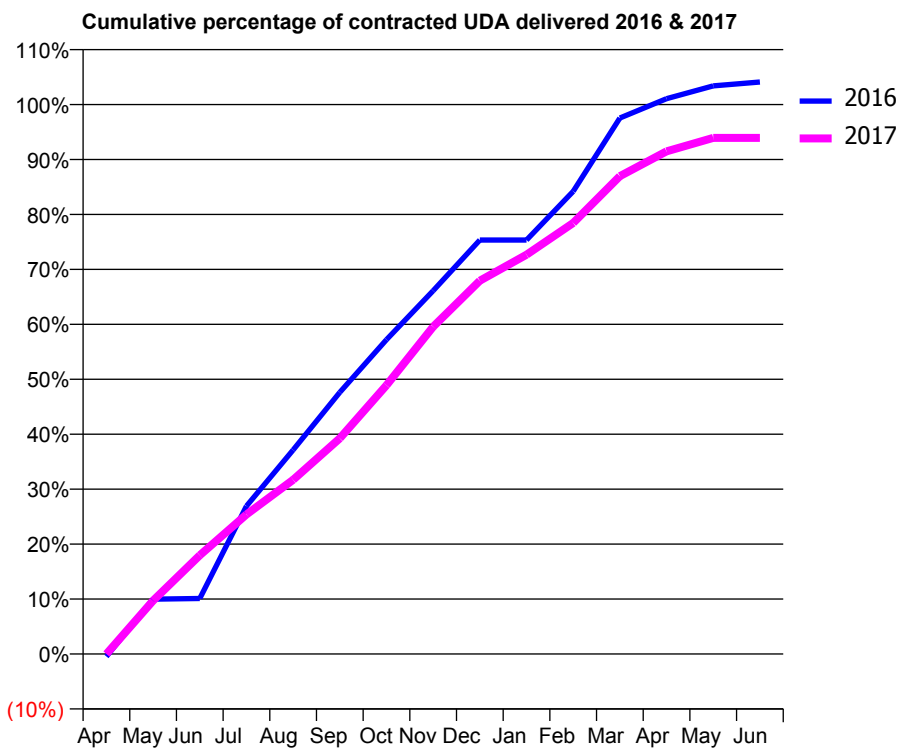
16/17 Contracted general activity (UDA)	866
Carry forward general activity (UDA)	0
16/17 Contracted orthodontic activity (UOA)	0
Carry forward orthodontic activity (UOA)	0
Baseline contract value	£21,536.60

ACCESS*

Patients seen in 24 months	Total	Change since previous quarter
Quarter ending March 2016	371	
Quarter ending June 2016	380	↑
Quarter ending September 2016	375	↓
Quarter ending December 2016	380	→
Quarter ending March 2017	367	↓
Variance since March 2016	(1.1%)	↓



ACTIVITY



Month	Adjusted Scheduled Activity (UDA)	
	2016	2017
April	-4	0
May	86	84
June	88	156
July	233	220
August	322	275
September	412	340
October	495	424
November	573	516
December	652	588
January	652	629
February	729	679
March	845	753
April	875	792
May	895	813
June	901	813

QUALITY

	Quantity	Base Number	Contract	AT	Region	England
% of FP17s for the same patient ID Re-attending within 3 months - Children	62	569	10.9%	11.5%	13.3%	12.3%
% of FP17s for the same patient ID Re-attending within 3 months - Adults	0	0	N/A	15.6%	17.3%	16.7%
% of FP17s for the same patient ID Re-attending between 3 & 9 months - Children	390	569	68.5%	57.3%	58.9%	57.6%
% of FP17s for the same patient ID Re-attending between 3 & 9 months - Adults	0	0	N/A	52.0%	52.2%	50.1%
% of FP17s for Band 1 Urgent Courses	27	573	4.7%	8.2%	9.2%	9.1%
% of FP17s Relating to Free Repair or Replacements	0	573	0.0%	1.2%	1.0%	0.8%
% of FP17s Relating to Continuations	0	573	0.0%	1.6%	1.4%	1.2%
% of Patients satisfied with the dentistry they have received	0	0	N/A	93.3%	93.1%	92.8%
% of Patients satisfied with the time they had to wait for an appointment	0	0	N/A	90.4%	89.5%	88.7%

* This is based on patients treated on this contract for their most recent course of treatment. Figures in italics indicate the base number of FP17s or Patient Questionnaire responses are less than 100. N/A is shown where the base number of responses is less than 10 during the period. % is calculated as Quantity/Base number*100

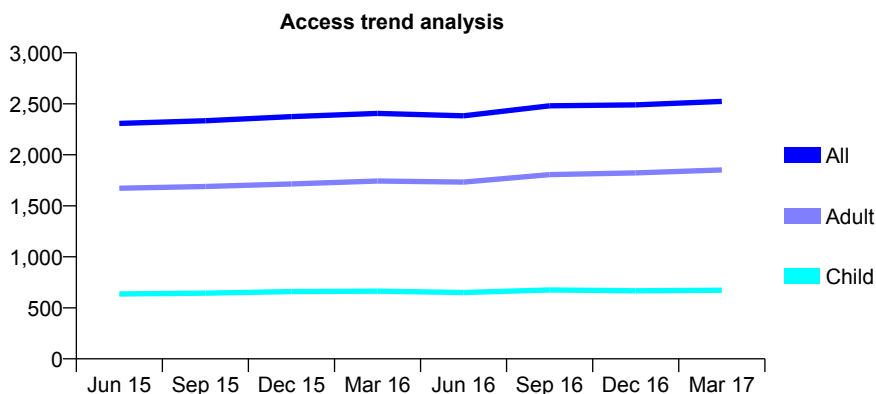
Q49 - Vital Signs At a Glance Contract Report for 960322/0001 - Year end March 2017

Name or company name	MR AJ CHURM
Contract type name	GDS Contract
Purpose of contract	General
Contract start date	01/08/2009
Contract end date	

16/17 Contracted general activity (UDA)	5,962
Carry forward general activity (UDA)	0
16/17 Contracted orthodontic activity (UOA)	0
Carry forward orthodontic activity (UOA)	0
Baseline contract value	£171,664.37

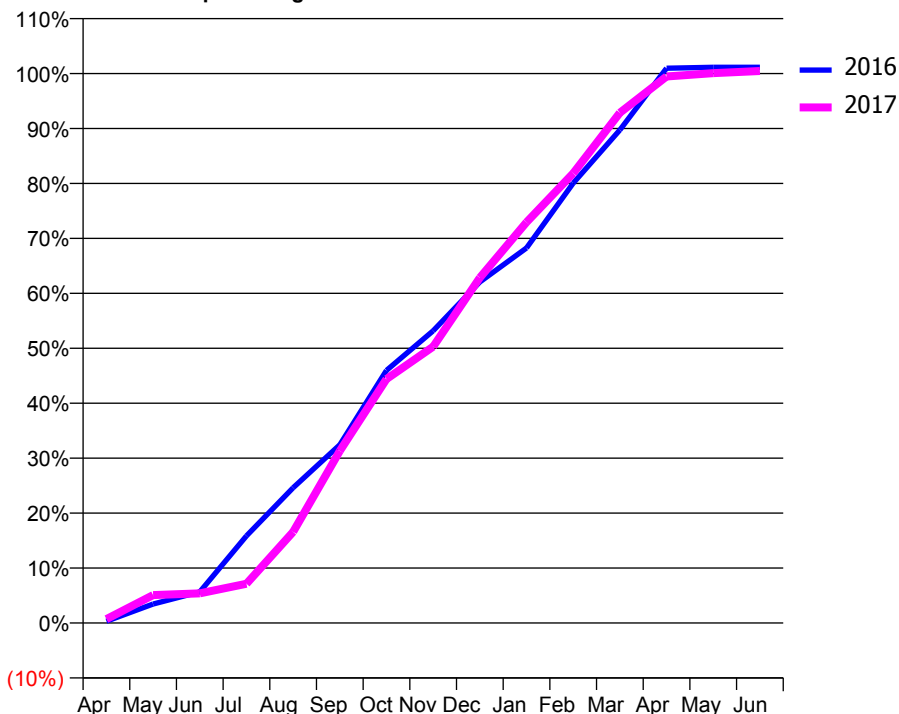
ACCESS*

Patients seen in 24 months	Total	Change since previous quarter
Quarter ending March 2016	2,406	
Quarter ending June 2016	2,383	→
Quarter ending September 2016	2,481	↑
Quarter ending December 2016	2,490	→
Quarter ending March 2017	2,523	→
Variance since March 2016	4.9%	↑



ACTIVITY

Cumulative percentage of contracted UDA delivered 2016 & 2017



Adjusted Scheduled Activity (UDA)

Month	2016	2017
April	20	42
May	206	303
June	338	322
July	945	426
August	1,468	989
September	1,933	1,867
October	2,741	2,647
November	3,170	2,999
December	3,700	3,746
January	4,069	4,348
February	4,773	4,880
March	5,350	5,536
April	6,019	5,930
May	6,029	5,966
June	6,029	5,989

QUALITY

	Quantity	Base Number	Contract	AT	Region	England
% of FP17s for the same patient ID Re-attending within 3 months - Children	82	864	9.5%	11.5%	13.3%	12.3%
% of FP17s for the same patient ID Re-attending within 3 months - Adults	399	2,311	17.3%	15.6%	17.3%	16.7%
% of FP17s for the same patient ID Re-attending between 3 & 9 months - Children	398	864	46.1%	57.3%	58.9%	57.6%
% of FP17s for the same patient ID Re-attending between 3 & 9 months - Adults	980	2,311	42.4%	52.0%	52.2%	50.1%
% of FP17s for Band 1 Urgent Courses	217	2,544	8.5%	8.2%	9.2%	9.1%
% of FP17s Relating to Free Repair or Replacements	56	2,544	2.2%	1.2%	1.0%	0.8%
% of FP17s Relating to Continuations	9	2,544	0.4%	1.6%	1.4%	1.2%
% of Patients satisfied with the dentistry they have received	4	4	N/A	93.3%	93.1%	92.8%
% of Patients satisfied with the time they had to wait for an appointment	4	4	N/A	90.4%	89.5%	88.7%

* This is based on patients treated on this contract for their most recent course of treatment. Figures in italics indicate the base number of FP17s or Patient Questionnaire responses are less than 100. N/A is shown where the base number of responses is less than 10 during the period. % is calculated as Quantity/Base number*100

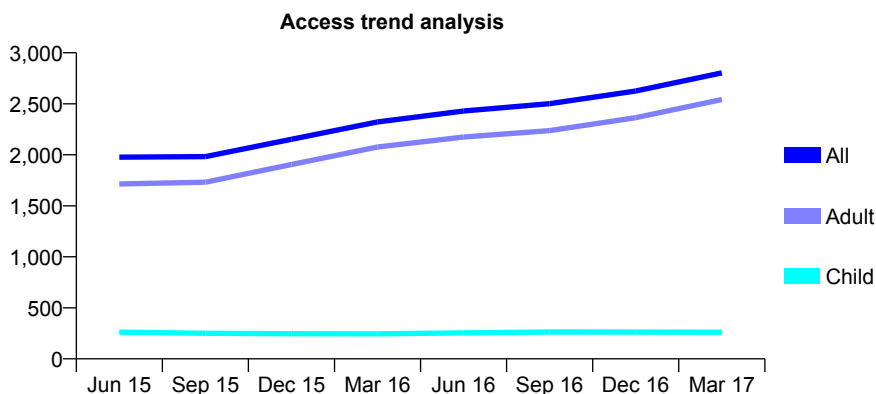
Q49 - Vital Signs At a Glance Contract Report for 962295/0001 - Year end March 2017

Name or company name	MR S SOLAIMAN
Contract type name	GDS Contract
Purpose of contract	General
Contract start date	01/06/2007
Contract end date	

16/17 Contracted general activity (UDA)	9,211
Carry forward general activity (UDA)	0
16/17 Contracted orthodontic activity (UOA)	0
Carry forward orthodontic activity (UOA)	0
Baseline contract value	£253,321.08

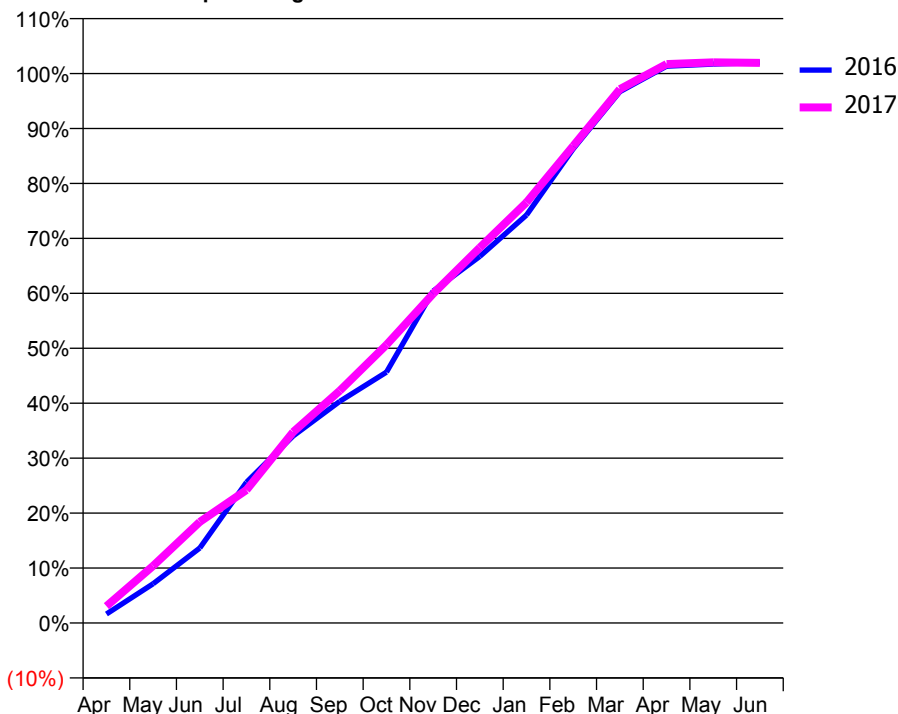
ACCESS*

Patients seen in 24 months	Total	Change since previous quarter
Quarter ending March 2016	2,322	
Quarter ending June 2016	2,429	↑
Quarter ending September 2016	2,501	↑
Quarter ending December 2016	2,626	↑
Quarter ending March 2017	2,803	↑
Variance since March 2016	20.7%	↑



ACTIVITY

Cumulative percentage of contracted UDA delivered 2016 & 2017



Month	Adjusted Scheduled Activity (UDA)	
	2016	2017
April	151	283
May	658	957
June	1,256	1,695
July	2,360	2,230
August	3,134	3,203
September	3,715	3,894
October	4,205	4,665
November	5,564	5,519
December	6,146	6,294
January	6,838	7,051
February	7,948	7,997
March	8,907	8,950
April	9,333	9,368
May	9,370	9,398
June	9,393	9,389

QUALITY

	Quantity	Base Number	Contract	AT	Region	England
% of FP17s for the same patient ID Re-attending within 3 months - Children	5	275	1.8%	11.5%	13.3%	12.3%
% of FP17s for the same patient ID Re-attending within 3 months - Adults	318	2,643	12.0%	15.6%	17.3%	16.7%
% of FP17s for the same patient ID Re-attending between 3 & 9 months - Children	130	275	47.3%	57.3%	58.9%	57.6%
% of FP17s for the same patient ID Re-attending between 3 & 9 months - Adults	1,007	2,643	38.1%	52.0%	52.2%	50.1%
% of FP17s for Band 1 Urgent Courses	253	2,873	8.8%	8.2%	9.2%	9.1%
% of FP17s Relating to Free Repair or Replacements	4	2,873	0.1%	1.2%	1.0%	0.8%
% of FP17s Relating to Continuations	23	2,873	0.8%	1.6%	1.4%	1.2%
% of Patients satisfied with the dentistry they have received	9	9	N/A	93.3%	93.1%	92.8%
% of Patients satisfied with the time they had to wait for an appointment	9	9	N/A	90.4%	89.5%	88.7%

* This is based on patients treated on this contract for their most recent course of treatment. Figures in italics indicate the base number of FP17s or Patient Questionnaire responses are less than 100. N/A is shown where the base number of responses is less than 10 during the period. % is calculated as Quantity/Base number*100

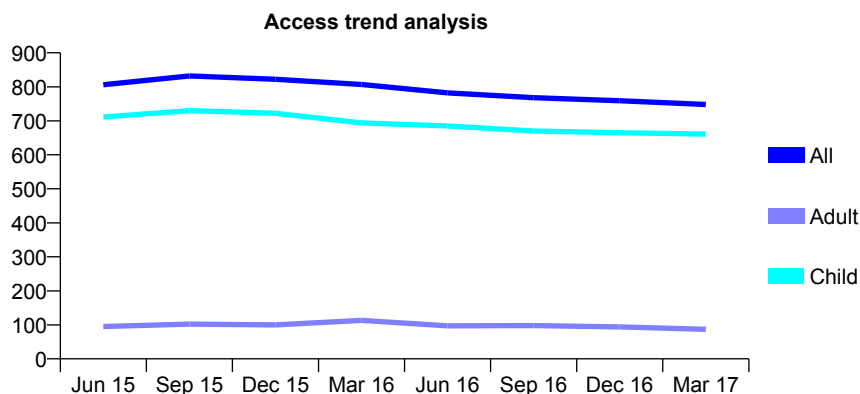
Q49 - Vital Signs At a Glance Contract Report for 962740/0001 - Year end March 2017

Name or company name	Stricklandgate Dental Practice
Contract type name	GDS Contract
Purpose of contract	General
Contract start date	01/02/2013
Contract end date	

16/17 Contracted general activity (UDA)	2,278
Carry forward general activity (UDA)	0
16/17 Contracted orthodontic activity (UOA)	0
Carry forward orthodontic activity (UOA)	0
Baseline contract value	£55,147.60

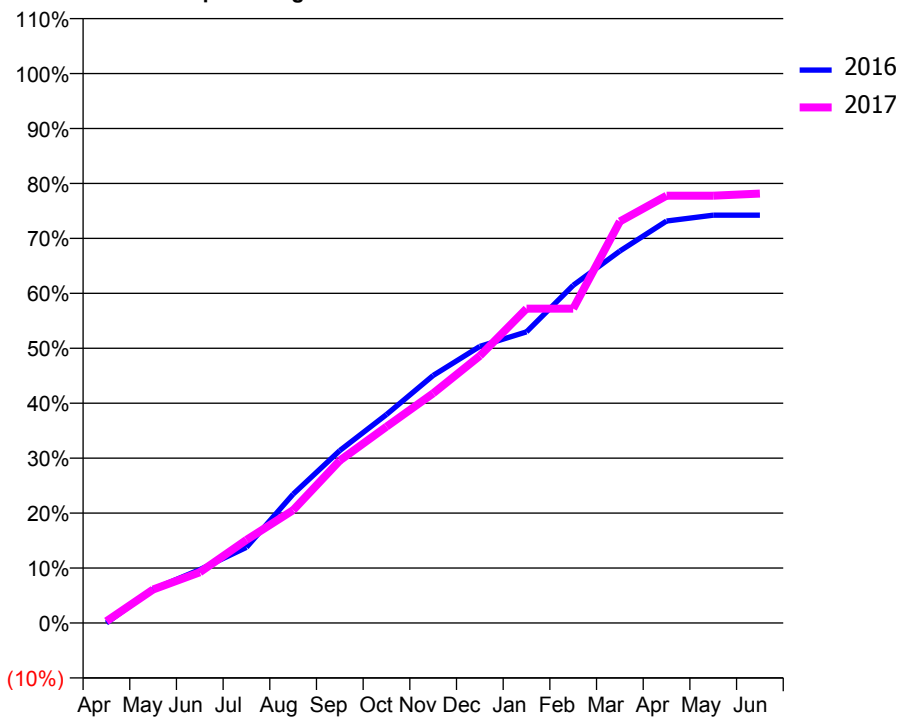
ACCESS*

Patients seen in 24 months	Total	Change since previous quarter
Quarter ending March 2016	807	
Quarter ending June 2016	782	↓
Quarter ending September 2016	768	↓
Quarter ending December 2016	759	↓
Quarter ending March 2017	748	↓
Variance since March 2016	(7.3%)	↓



ACTIVITY

Cumulative percentage of contracted UDA delivered 2016 & 2017



Month	Adjusted Scheduled Activity (UDA)	
	2016	2017
April	0	7
May	138	139
June	219	211
July	310	345
August	529	468
September	707	674
October	855	814
November	1,015	952
December	1,134	1,107
January	1,194	1,303
February	1,384	1,303
March	1,525	1,665
April	1,648	1,771
May	1,672	1,771
June	1,672	1,780

QUALITY

	Quantity	Base Number	Contract	AT	Region	England
% of FP17s for the same patient ID Re-attending within 3 months - Children	221	1,181	18.7%	11.5%	13.3%	12.3%
% of FP17s for the same patient ID Re-attending within 3 months - Adults	0	0	N/A	15.6%	17.3%	16.7%
% of FP17s for the same patient ID Re-attending between 3 & 9 months - Children	640	1,181	54.2%	57.3%	58.9%	57.6%
% of FP17s for the same patient ID Re-attending between 3 & 9 months - Adults	0	0	N/A	52.0%	52.2%	50.1%
% of FP17s for Band 1 Urgent Courses	37	1,133	3.3%	8.2%	9.2%	9.1%
% of FP17s Relating to Free Repair or Replacements	0	1,133	0.0%	1.2%	1.0%	0.8%
% of FP17s Relating to Continuations	0	1,133	0.0%	1.6%	1.4%	1.2%
% of Patients satisfied with the dentistry they have received	0	0	N/A	93.3%	93.1%	92.8%
% of Patients satisfied with the time they had to wait for an appointment	0	0	N/A	90.4%	89.5%	88.7%

* This is based on patients treated on this contract for their most recent course of treatment. Figures in italics indicate the base number of FP17s or Patient Questionnaire responses are less than 100. N/A is shown where the base number of responses is less than 10 during the period. % is calculated as Quantity/Base number*100

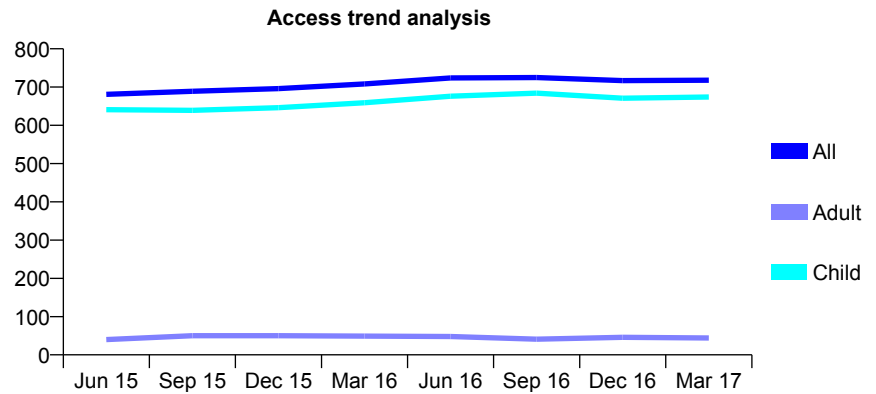
Q49 - Vital Signs At a Glance Contract Report for 967912/0001 - Year end March 2017

Name or company name	MR M CAREW
Contract type name	GDS Contract
Purpose of contract	General
Contract start date	01/06/2011
Contract end date	

16/17 Contracted general activity (UDA)	1,558
Carry forward general activity (UDA)	0
16/17 Contracted orthodontic activity (UOA)	0
Carry forward orthodontic activity (UOA)	0
Baseline contract value	£33,419.79

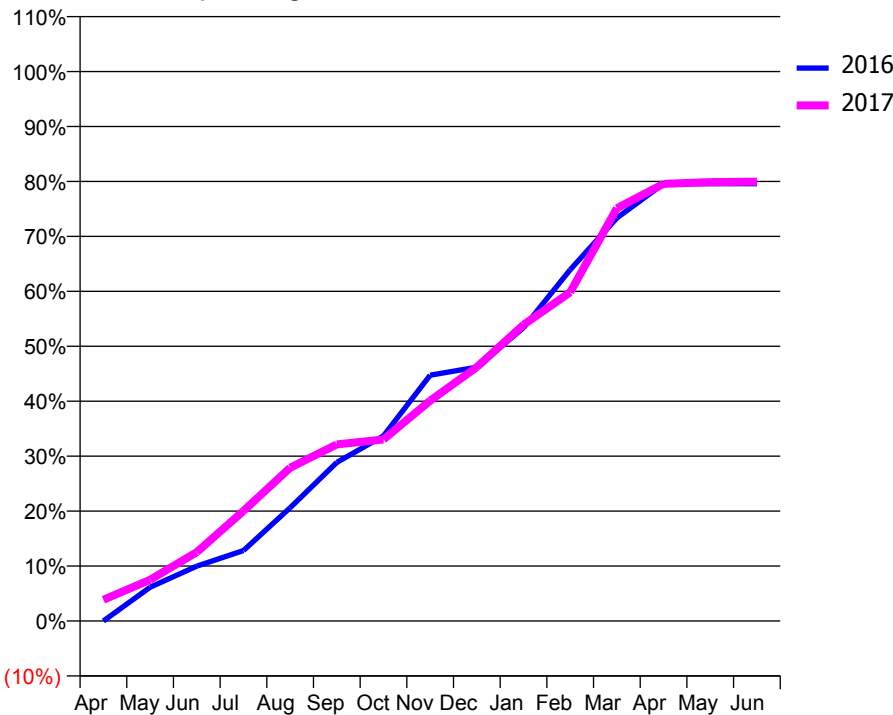
ACCESS*

Patients seen in 24 months	Total	Change since previous quarter
Quarter ending March 2016	708	
Quarter ending June 2016	724	↑
Quarter ending September 2016	725	→
Quarter ending December 2016	717	↓
Quarter ending March 2017	718	→
Variance since March 2016	1.4%	→



ACTIVITY

Cumulative percentage of contracted UDA delivered 2016 & 2017



Month	Adjusted Scheduled Activity (UDA)	
	2016	2017
April	0	60
May	96	117
June	156	195
July	200	312
August	321	435
September	450	501
October	525	515
November	697	625
December	720	720
January	832	840
February	996	932
March	1,143	1,170
April	1,240	1,239
May	1,240	1,244
June	1,240	1,245

QUALITY

	Quantity	Base Number	Contract	AT	Region	England
% of FP17s for the same patient ID Re-attending within 3 months - Children	30	920	3.3%	11.5%	13.3%	12.3%
% of FP17s for the same patient ID Re-attending within 3 months - Adults	0	1	0.0%	15.6%	17.3%	16.7%
% of FP17s for the same patient ID Re-attending between 3 & 9 months - Children	498	920	54.1%	57.3%	58.9%	57.6%
% of FP17s for the same patient ID Re-attending between 3 & 9 months - Adults	1	1	100.0%	52.0%	52.2%	50.1%
% of FP17s for Band 1 Urgent Courses	22	914	2.4%	8.2%	9.2%	9.1%
% of FP17s Relating to Free Repair or Replacements	0	914	0.0%	1.2%	1.0%	0.8%
% of FP17s Relating to Continuations	4	914	0.4%	1.6%	1.4%	1.2%
% of Patients satisfied with the dentistry they have received	0	0	N/A	93.3%	93.1%	92.8%
% of Patients satisfied with the time they had to wait for an appointment	0	0	N/A	90.4%	89.5%	88.7%

* This is based on patients treated on this contract for their most recent course of treatment. Figures in italics indicate the base number of FP17s or Patient Questionnaire responses are less than 100. N/A is shown where the base number of responses is less than 10 during the period. % is calculated as Quantity/Base number*100

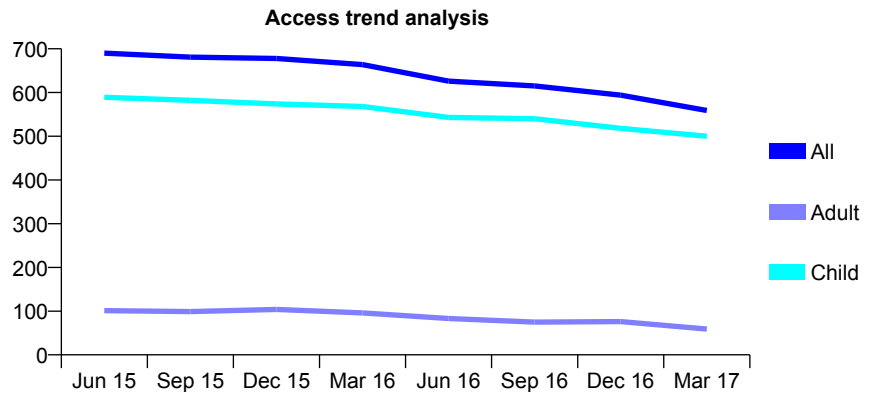
Q49 - Vital Signs At a Glance Contract Report for 998478/0001 - Year end March 2017

Name or company name	MR R HURST
Contract type name	GDS Contract
Purpose of contract	General
Contract start date	01/04/2006
Contract end date	

16/17 Contracted general activity (UDA)	1,961
Carry forward general activity (UDA)	0
16/17 Contracted orthodontic activity (UOA)	0
Carry forward orthodontic activity (UOA)	0
Baseline contract value	£42,057.16

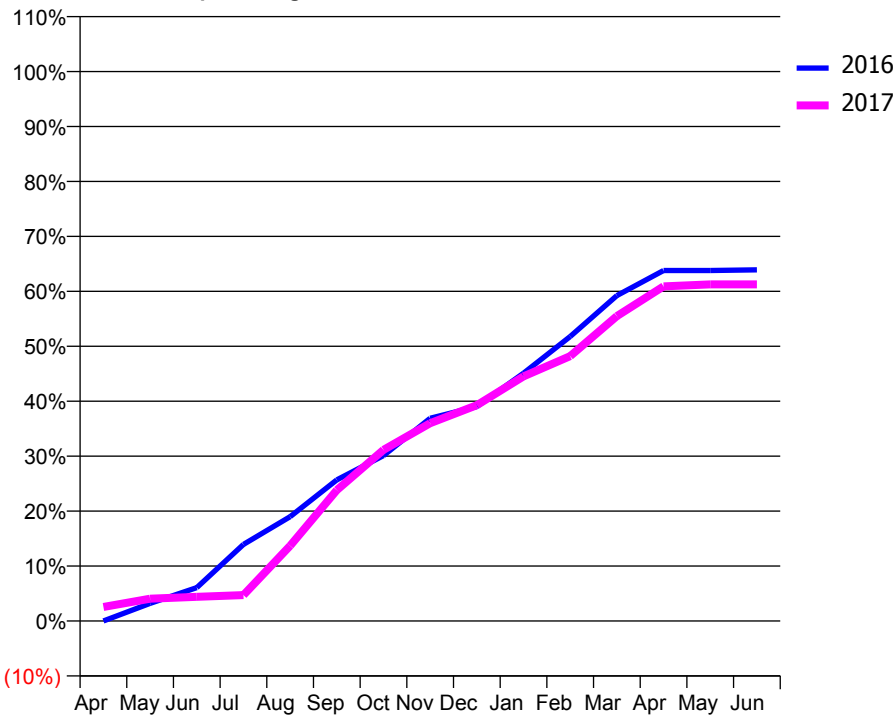
ACCESS*

Patients seen in 24 months	Total	Change since previous quarter
Quarter ending March 2016	664	
Quarter ending June 2016	626	↓
Quarter ending September 2016	615	↓
Quarter ending December 2016	594	↓
Quarter ending March 2017	559	↓
Variance since March 2016	(15.8%)	↓



ACTIVITY

Cumulative percentage of contracted UDA delivered 2016 & 2017



Month	Adjusted Scheduled Activity (UDA)	
	2016	2017
April	0	50
May	63	80
June	119	87
July	273	93
August	373	269
September	504	467
October	590	611
November	724	706
December	765	770
January	884	873
February	1,015	945
March	1,162	1,088
April	1,251	1,194
May	1,251	1,201
June	1,253	1,201

QUALITY

	Quantity	Base Number	Contract	AT	Region	England
% of FP17s for the same patient ID Re-attending within 3 months - Children	117	923	12.7%	11.5%	13.3%	12.3%
% of FP17s for the same patient ID Re-attending within 3 months - Adults	4	32	12.5%	15.6%	17.3%	16.7%
% of FP17s for the same patient ID Re-attending between 3 & 9 months - Children	640	923	69.3%	57.3%	58.9%	57.6%
% of FP17s for the same patient ID Re-attending between 3 & 9 months - Adults	24	32	75.0%	52.0%	52.2%	50.1%
% of FP17s for Band 1 Urgent Courses	47	946	5.0%	8.2%	9.2%	9.1%
% of FP17s Relating to Free Repair or Replacements	1	946	0.1%	1.2%	1.0%	0.8%
% of FP17s Relating to Continuations	0	946	0.0%	1.6%	1.4%	1.2%
% of Patients satisfied with the dentistry they have received	2	2	N/A	93.3%	93.1%	92.8%
% of Patients satisfied with the time they had to wait for an appointment	2	2	N/A	90.4%	89.5%	88.7%

* This is based on patients treated on this contract for their most recent course of treatment. Figures in italics indicate the base number of FP17s or Patient Questionnaire responses are less than 100. N/A is shown where the base number of responses is less than 10 during the period. % is calculated as Quantity/Base number*100

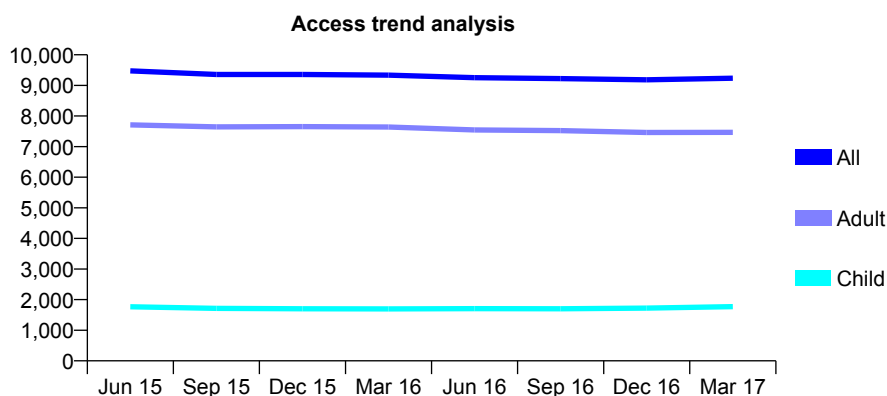
Q49 - Vital Signs At a Glance Contract Report for 999199/0001 - Year end March 2017

Name or company name	MR JC HALL
Contract type name	GDS Contract
Purpose of contract	General
Contract start date	01/04/2006
Contract end date	

16/17 Contracted general activity (UDA)	25,993
Carry forward general activity (UDA)	0
16/17 Contracted orthodontic activity (UOA)	0
Carry forward orthodontic activity (UOA)	0
Baseline contract value	£819,380.56

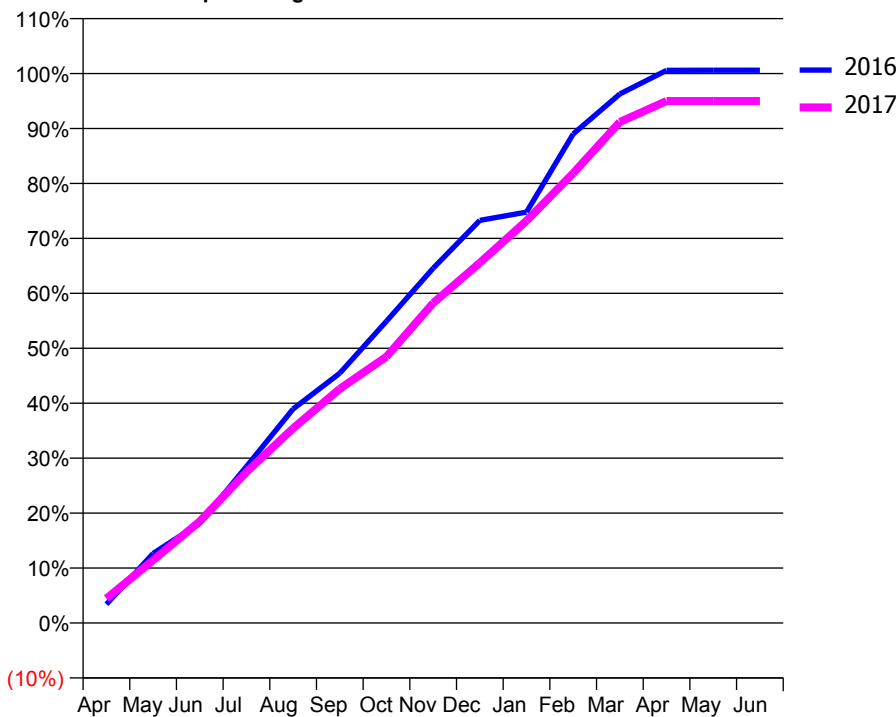
ACCESS*

Patients seen in 24 months	Total	Change since previous quarter
Quarter ending March 2016	9,336	
Quarter ending June 2016	9,252	→
Quarter ending September 2016	9,224	→
Quarter ending December 2016	9,185	→
Quarter ending March 2017	9,237	→
Variance since March 2016	(1.1%)	↓



ACTIVITY

Cumulative percentage of contracted UDA delivered 2016 & 2017



Month	Adjusted Scheduled Activity (UDA)	
	2016	2017
April	884	1,156
May	3,290	2,971
June	4,728	4,807
July	7,404	7,145
August	10,125	9,215
September	11,814	11,083
October	14,276	12,597
November	16,784	15,134
December	19,044	17,038
January	19,440	19,026
February	23,135	21,277
March	25,023	23,702
April	26,145	24,691
May	26,146	24,694
June	26,148	24,694

QUALITY

	Quantity	Base Number	Contract	AT	Region	England
% of FP17s for the same patient ID Re-attending within 3 months - Children	750	3,744	20.0%	11.5%	13.3%	12.3%
% of FP17s for the same patient ID Re-attending within 3 months - Adults	1,340	10,769	12.4%	15.6%	17.3%	16.7%
% of FP17s for the same patient ID Re-attending between 3 & 9 months - Children	2,271	3,744	60.7%	57.3%	58.9%	57.6%
% of FP17s for the same patient ID Re-attending between 3 & 9 months - Adults	5,727	10,769	53.2%	52.0%	52.2%	50.1%
% of FP17s for Band 1 Urgent Courses	1,285	14,367	8.9%	8.2%	9.2%	9.1%
% of FP17s Relating to Free Repair or Replacements	97	14,367	0.7%	1.2%	1.0%	0.8%
% of FP17s Relating to Continuations	116	14,367	0.8%	1.6%	1.4%	1.2%
% of Patients satisfied with the dentistry they have received	15	15	100.0%	93.3%	93.1%	92.8%
% of Patients satisfied with the time they had to wait for an appointment	14	15	93.3%	90.4%	89.5%	88.7%

* This is based on patients treated on this contract for their most recent course of treatment. Figures in italics indicate the base number of FP17s or Patient Questionnaire responses are less than 100. N/A is shown where the base number of responses is less than 10 during the period. % is calculated as Quantity/Base number*100