

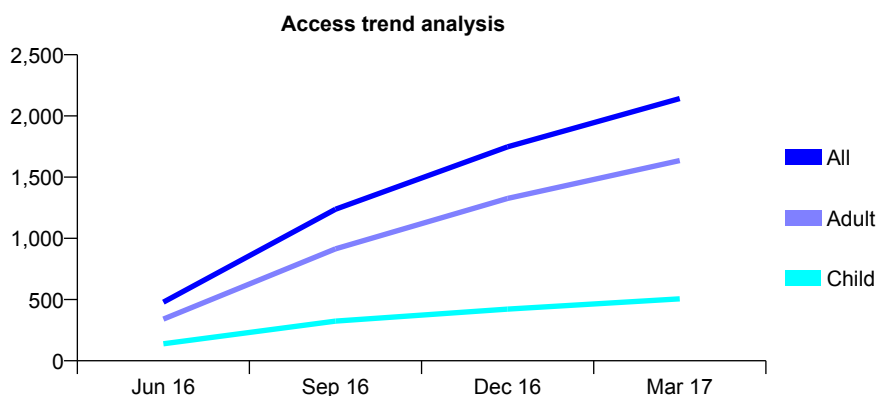
## Q54 - Vital Signs At a Glance Contract Report for 100085/0000 - Year end March 2017

Name or company name	Broadway Dental Suite
Contract type name	GDS Contract
Purpose of contract	General
Contract start date	01/04/2016
Contract end date	

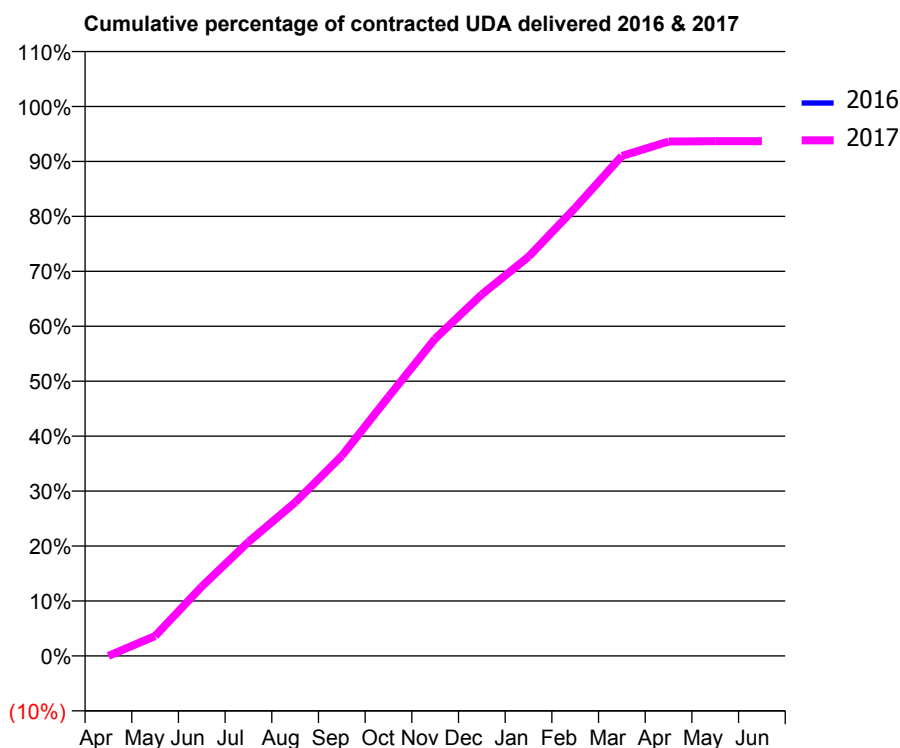
16/17 Contracted general activity (UDA)	11,239
Carry forward general activity (UDA)	0
16/17 Contracted orthodontic activity (UOA)	0
Carry forward orthodontic activity (UOA)	0
Baseline contract value	£368,786.10

### ACCESS\*

Patients seen in 24 months	Total	Change since previous quarter
Quarter ending March 2016	0	
Quarter ending June 2016	479	↑
Quarter ending September 2016	1,238	↑
Quarter ending December 2016	1,748	↑
Quarter ending March 2017	2,142	↑
<b>Variance since March 2016</b>	N/A	



### ACTIVITY



Month	Adjusted Scheduled Activity (UDA)	
	2016	2017
April	0	0
May	0	406
June	0	1,420
July	0	2,333
August	0	3,140
September	0	4,091
October	0	5,300
November	0	6,490
December	0	7,394
January	0	8,164
February	0	9,167
March	0	10,227
April	0	10,521
May	0	10,528
June	0	10,529

### QUALITY

	Quantity	Base Number	Contract	AT	Region	England
% of FP17s for the same patient ID Re-attending within 3 months - Children	29	668	4.3%	10.0%	12.0%	12.3%
% of FP17s for the same patient ID Re-attending within 3 months - Adults	266	2,250	11.8%	15.4%	16.0%	16.7%
% of FP17s for the same patient ID Re-attending between 3 & 9 months - Children	93	668	13.9%	51.1%	58.8%	57.6%
% of FP17s for the same patient ID Re-attending between 3 & 9 months - Adults	270	2,250	12.0%	46.4%	51.2%	50.1%
% of FP17s for Band 1 Urgent Courses	301	3,025	10.0%	8.1%	8.0%	9.1%
% of FP17s Relating to Free Repair or Replacements	13	3,025	0.4%	0.7%	0.8%	0.8%
% of FP17s Relating to Continuations	12	3,025	0.4%	0.9%	1.2%	1.2%
% of Patients satisfied with the dentistry they have received	3	3	N/A	92.1%	92.7%	92.8%
% of Patients satisfied with the time they had to wait for an appointment	2	3	N/A	90.3%	89.1%	88.7%

\* This is based on patients treated on this contract for their most recent course of treatment. Figures in italics indicate the base number of FP17s or Patient Questionnaire responses are less than 100. N/A is shown where the base number of responses is less than 10 during the period. % is calculated as Quantity/Base number\*100

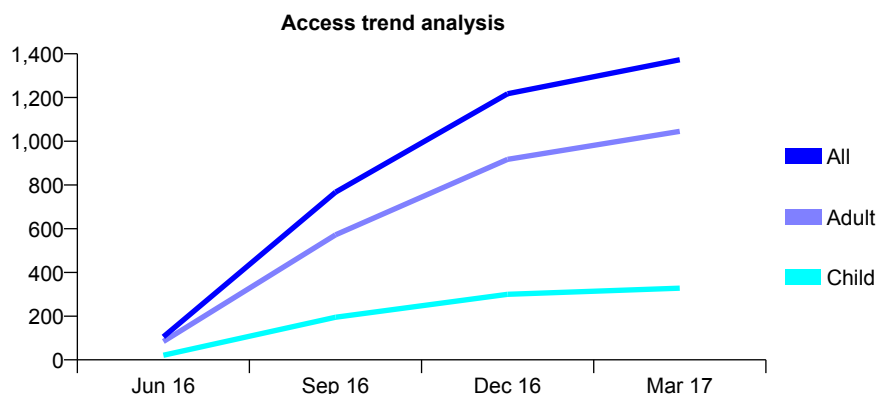
## Q54 - Vital Signs At a Glance Contract Report for 100162/0000 - Year end March 2017

Name or company name	MR MJ WARREN & MR JS JANDU
Contract type name	GDS Contract
Purpose of contract	General
Contract start date	01/06/2016
Contract end date	

16/17 Contracted general activity (UDA)	6,000
Carry forward general activity (UDA)	0
16/17 Contracted orthodontic activity (UOA)	0
Carry forward orthodontic activity (UOA)	0
Baseline contract value	£127,659.48

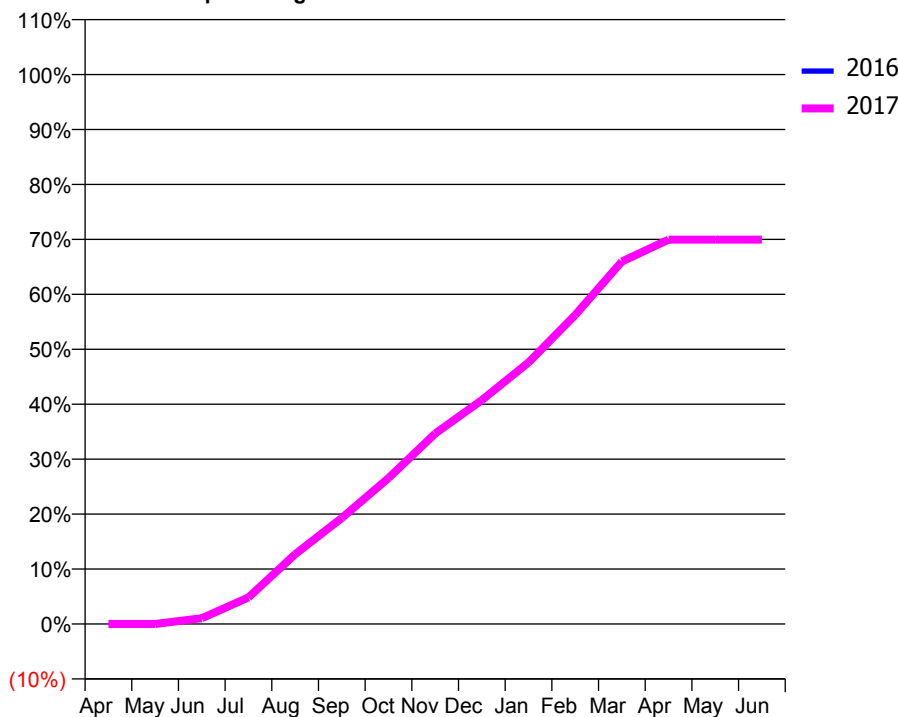
### ACCESS\*

Patients seen in 24 months	Total	Change since previous quarter
Quarter ending March 2016	0	
Quarter ending June 2016	105	↑
Quarter ending September 2016	767	↑
Quarter ending December 2016	1,217	↑
Quarter ending March 2017	1,373	↑
<b>Variance since March 2016</b>	N/A	



### ACTIVITY

Cumulative percentage of contracted UDA delivered 2016 & 2017



Adjusted Scheduled Activity (UDA)

Month	2016	2017
April	0	0
May	0	0
June	0	64
July	0	291
August	0	762
September	0	1,158
October	0	1,593
November	0	2,081
December	0	2,445
January	0	2,856
February	0	3,374
March	0	3,958
April	0	4,197
May	0	4,197
June	0	4,197

### QUALITY

	Quantity	Base Number	Contract	AT	Region	England
% of FP17s for the same patient ID Re-attending within 3 months - Children	22	477	4.6%	10.0%	12.0%	12.3%
% of FP17s for the same patient ID Re-attending within 3 months - Adults	240	1,663	14.4%	15.4%	16.0%	16.7%
% of FP17s for the same patient ID Re-attending between 3 & 9 months - Children	108	477	22.6%	51.1%	58.8%	57.6%
% of FP17s for the same patient ID Re-attending between 3 & 9 months - Adults	362	1,663	21.8%	46.4%	51.2%	50.1%
% of FP17s for Band 1 Urgent Courses	107	2,240	4.8%	8.1%	8.0%	9.1%
% of FP17s Relating to Free Repair or Replacements	0	2,240	0.0%	0.7%	0.8%	0.8%
% of FP17s Relating to Continuations	94	2,240	4.2%	0.9%	1.2%	1.2%
% of Patients satisfied with the dentistry they have received	0	0	N/A	92.1%	92.7%	92.8%
% of Patients satisfied with the time they had to wait for an appointment	0	0	N/A	90.3%	89.1%	88.7%

\* This is based on patients treated on this contract for their most recent course of treatment. Figures in italics indicate the base number of FP17s or Patient Questionnaire responses are less than 100. N/A is shown where the base number of responses is less than 10 during the period. % is calculated as Quantity/Base number\*100

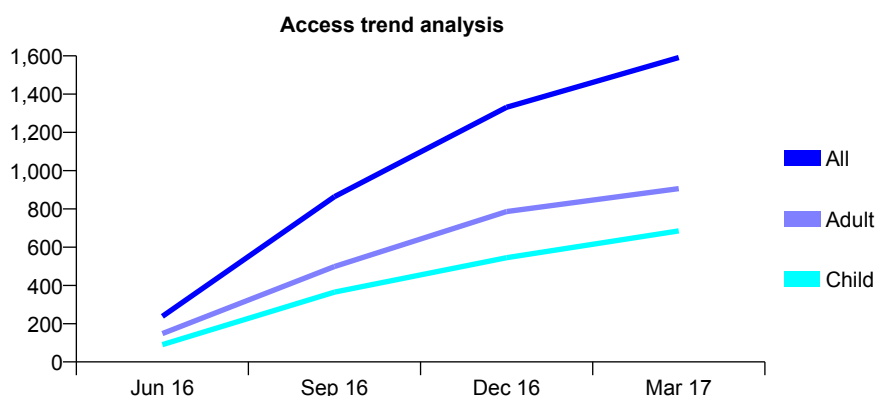
## Q54 - Vital Signs At a Glance Contract Report for 100164/0000 - Year end March 2017

Name or company name	Princes End Dental Practice
Contract type name	GDS Contract
Purpose of contract	General
Contract start date	01/06/2016
Contract end date	

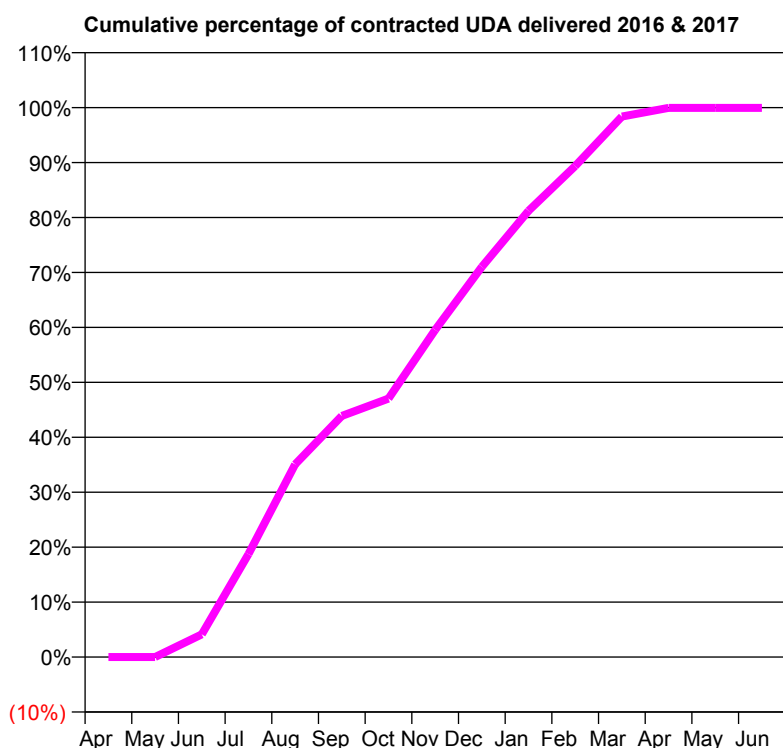
16/17 Contracted general activity (UDA)	6,088
Carry forward general activity (UDA)	0
16/17 Contracted orthodontic activity (UOA)	0
Carry forward orthodontic activity (UOA)	0
Baseline contract value	£146,419.97

### ACCESS\*

Patients seen in 24 months	Total	Change since previous quarter
Quarter ending March 2016	0	
Quarter ending June 2016	238	↑
Quarter ending September 2016	864	↑
Quarter ending December 2016	1,331	↑
Quarter ending March 2017	1,591	↑
<b>Variance since March 2016</b>	N/A	



### ACTIVITY



Month	Adjusted Scheduled Activity (UDA)	
	2016	2017
April	0	0
May	0	0
June	0	251
July	0	1,141
August	0	2,135
September	0	2,672
October	0	2,863
November	0	3,624
December	0	4,323
January	0	4,944
February	0	5,440
March	0	5,988
April	0	6,084
May	0	6,084
June	0	6,084

### QUALITY

	Quantity	Base Number	Contract	AT	Region	England
% of FP17s for the same patient ID Re-attending within 3 months - Children	52	997	5.2%	10.0%	12.0%	12.3%
% of FP17s for the same patient ID Re-attending within 3 months - Adults	112	1,278	8.8%	15.4%	16.0%	16.7%
% of FP17s for the same patient ID Re-attending between 3 & 9 months - Children	201	997	20.2%	51.1%	58.8%	57.6%
% of FP17s for the same patient ID Re-attending between 3 & 9 months - Adults	200	1,278	15.6%	46.4%	51.2%	50.1%
% of FP17s for Band 1 Urgent Courses	132	2,325	5.7%	8.1%	8.0%	9.1%
% of FP17s Relating to Free Repair or Replacements	3	2,325	0.1%	0.7%	0.8%	0.8%
% of FP17s Relating to Continuations	11	2,325	0.5%	0.9%	1.2%	1.2%
% of Patients satisfied with the dentistry they have received	2	2	N/A	92.1%	92.7%	92.8%
% of Patients satisfied with the time they had to wait for an appointment	2	2	N/A	90.3%	89.1%	88.7%

\* This is based on patients treated on this contract for their most recent course of treatment. Figures in italics indicate the base number of FP17s or Patient Questionnaire responses are less than 100. N/A is shown where the base number of responses is less than 10 during the period. % is calculated as Quantity/Base number\*100

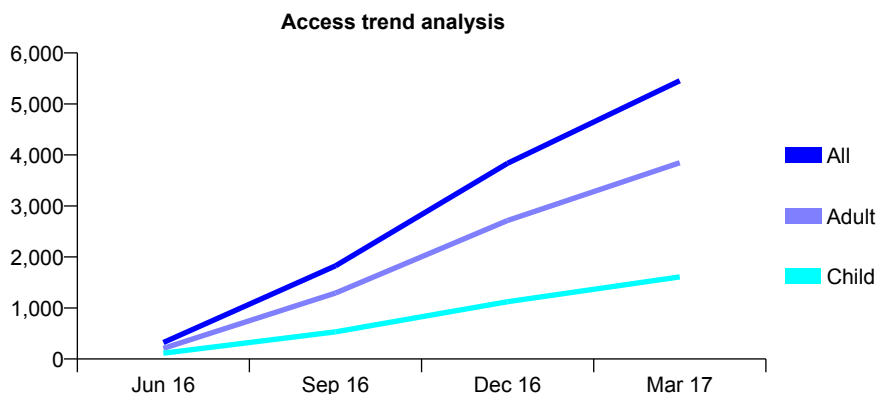
## Q54 - Vital Signs At a Glance Contract Report for 100165/0000 - Year end March 2017

Name or company name	Family Dental Centre Partnership
Contract type name	GDS Contract
Purpose of contract	General
Contract start date	01/06/2016
Contract end date	

16/17 Contracted general activity (UDA)	15,551
Carry forward general activity (UDA)	0
16/17 Contracted orthodontic activity (UOA)	0
Carry forward orthodontic activity (UOA)	0
Baseline contract value	£416,643.21

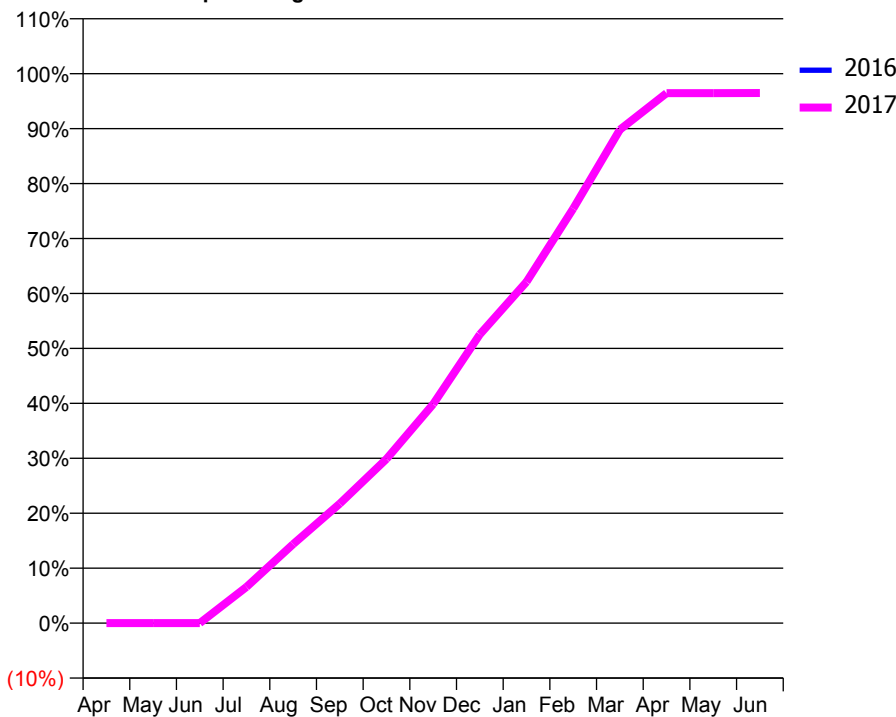
### ACCESS\*

Patients seen in 24 months	Total	Change since previous quarter
Quarter ending March 2016	0	
Quarter ending June 2016	322	↑
Quarter ending September 2016	1,825	↑
Quarter ending December 2016	3,837	↑
Quarter ending March 2017	5,456	↑
<b>Variance since March 2016</b>	N/A	



### ACTIVITY

Cumulative percentage of contracted UDA delivered 2016 & 2017



Month	Adjusted Scheduled Activity (UDA)	
	2016	2017
April	0	0
May	0	0
June	0	0
July	0	1,025
August	0	2,235
September	0	3,385
October	0	4,648
November	0	6,199
December	0	8,173
January	0	9,659
February	0	11,729
March	0	13,966
April	0	14,998
May	0	14,998
June	0	15,002

### QUALITY

	Quantity	Base Number	Contract	AT	Region	England
% of FP17s for the same patient ID Re-attending within 3 months - Children	104	1,977	5.3%	10.0%	12.0%	12.3%
% of FP17s for the same patient ID Re-attending within 3 months - Adults	486	5,045	9.6%	15.4%	16.0%	16.7%
% of FP17s for the same patient ID Re-attending between 3 & 9 months - Children	219	1,977	11.1%	51.1%	58.8%	57.6%
% of FP17s for the same patient ID Re-attending between 3 & 9 months - Adults	725	5,045	14.4%	46.4%	51.2%	50.1%
% of FP17s for Band 1 Urgent Courses	345	7,141	4.8%	8.1%	8.0%	9.1%
% of FP17s Relating to Free Repair or Replacements	42	7,141	0.6%	0.7%	0.8%	0.8%
% of FP17s Relating to Continuations	114	7,141	1.6%	0.9%	1.2%	1.2%
% of Patients satisfied with the dentistry they have received	6	6	N/A	92.1%	92.7%	92.8%
% of Patients satisfied with the time they had to wait for an appointment	6	6	N/A	90.3%	89.1%	88.7%

\* This is based on patients treated on this contract for their most recent course of treatment. Figures in italics indicate the base number of FP17s or Patient Questionnaire responses are less than 100. N/A is shown where the base number of responses is less than 10 during the period. % is calculated as Quantity/Base number\*100

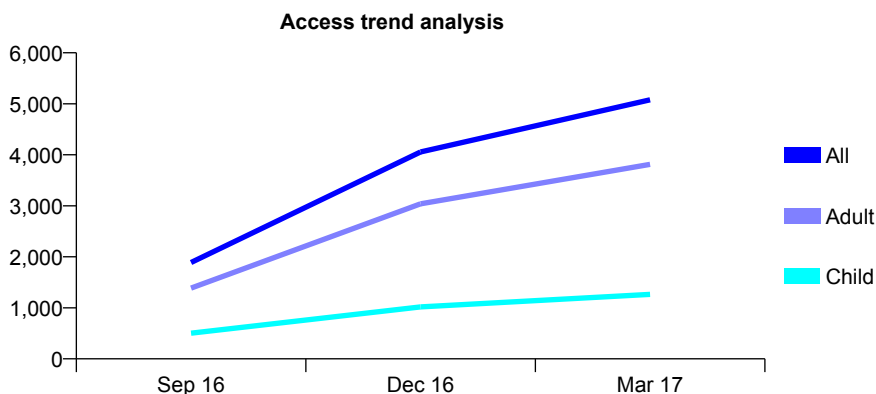
## Q54 - Vital Signs At a Glance Contract Report for 100173/0000 - Year end March 2017

Name or company name	Hilltop Dental Spa
Contract type name	GDS Contract
Purpose of contract	General
Contract start date	01/07/2016
Contract end date	

16/17 Contracted general activity (UDA)	16,931
Carry forward general activity (UDA)	0
16/17 Contracted orthodontic activity (UOA)	0
Carry forward orthodontic activity (UOA)	0
Baseline contract value	£470,653.26

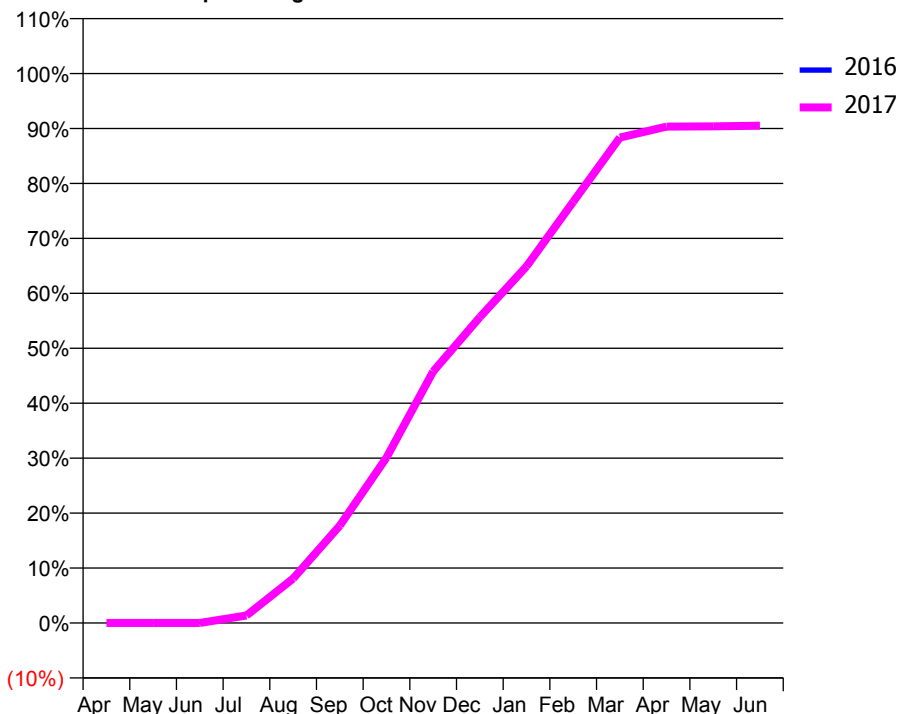
### ACCESS\*

Patients seen in 24 months	Total	Change since previous quarter
Quarter ending March 2016	0	
Quarter ending June 2016	0	
Quarter ending September 2016	1,890	↑
Quarter ending December 2016	4,057	↑
Quarter ending March 2017	5,079	↑
<b>Variance since March 2016</b>	N/A	



### ACTIVITY

Cumulative percentage of contracted UDA delivered 2016 & 2017



Month	Adjusted Scheduled Activity (UDA)	
	2016	2017
April	0	0
May	0	0
June	0	0
July	0	232
August	0	1,369
September	0	3,003
October	0	5,098
November	0	7,749
December	0	9,423
January	0	10,987
February	0	12,976
March	0	14,956
April	0	15,293
May	0	15,301
June	0	15,321

### QUALITY

	Quantity	Base Number	Contract	AT	Region	England
% of FP17s for the same patient ID Re-attending within 3 months - Children	107	1,714	6.2%	10.0%	12.0%	12.3%
% of FP17s for the same patient ID Re-attending within 3 months - Adults	636	5,220	12.2%	15.4%	16.0%	16.7%
% of FP17s for the same patient ID Re-attending between 3 & 9 months - Children	275	1,714	16.0%	51.1%	58.8%	57.6%
% of FP17s for the same patient ID Re-attending between 3 & 9 months - Adults	681	5,220	13.0%	46.4%	51.2%	50.1%
% of FP17s for Band 1 Urgent Courses	306	7,102	4.3%	8.1%	8.0%	9.1%
% of FP17s Relating to Free Repair or Replacements	60	7,102	0.8%	0.7%	0.8%	0.8%
% of FP17s Relating to Continuations	174	7,102	2.5%	0.9%	1.2%	1.2%
% of Patients satisfied with the dentistry they have received	7	8	N/A	92.1%	92.7%	92.8%
% of Patients satisfied with the time they had to wait for an appointment	8	8	N/A	90.3%	89.1%	88.7%

\* This is based on patients treated on this contract for their most recent course of treatment. Figures in italics indicate the base number of FP17s or Patient Questionnaire responses are less than 100. N/A is shown where the base number of responses is less than 10 during the period. % is calculated as Quantity/Base number\*100

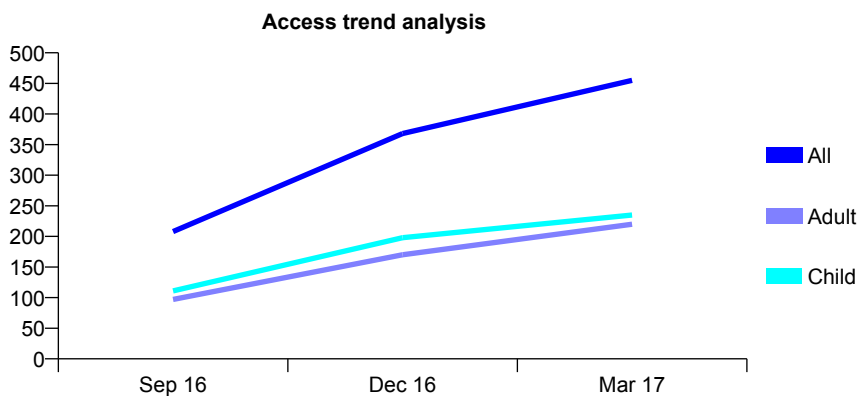
## Q54 - Vital Signs At a Glance Contract Report for 100176/0000 - Year end March 2017

Name or company name	Mr S Merali
Contract type name	GDS Contract
Purpose of contract	General
Contract start date	01/07/2016
Contract end date	

16/17 Contracted general activity (UDA)	1,753
Carry forward general activity (UDA)	0
16/17 Contracted orthodontic activity (UOA)	0
Carry forward orthodontic activity (UOA)	0
Baseline contract value	£40,078.43

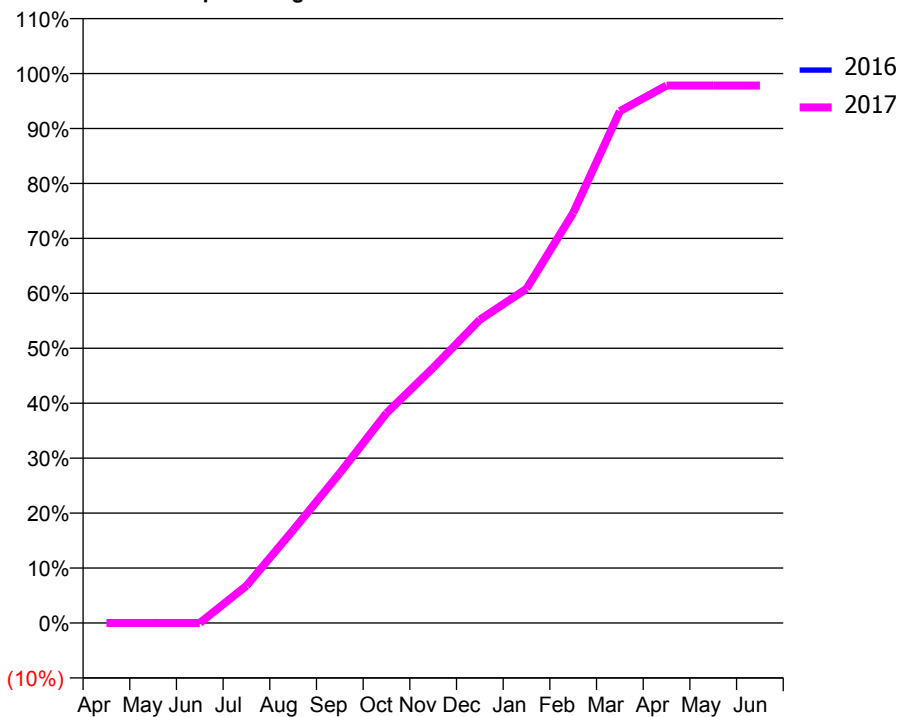
### ACCESS\*

Patients seen in 24 months	Total	Change since previous quarter
Quarter ending March 2016	0	
Quarter ending June 2016	0	
Quarter ending September 2016	208	↑
Quarter ending December 2016	368	↑
Quarter ending March 2017	455	↑
<b>Variance since March 2016</b>	N/A	



### ACTIVITY

Cumulative percentage of contracted UDA delivered 2016 & 2017



Month	Adjusted Scheduled Activity (UDA)	
	2016	2017
April	0	0
May	0	0
June	0	0
July	0	119
August	0	296
September	0	478
October	0	670
November	0	814
December	0	967
January	0	1,066
February	0	1,308
March	0	1,633
April	0	1,715
May	0	1,715
June	0	1,715

### QUALITY

	Quantity	Base Number	Contract	AT	Region	England
% of FP17s for the same patient ID Re-attending within 3 months - Children	14	313	4.5%	10.0%	12.0%	12.3%
% of FP17s for the same patient ID Re-attending within 3 months - Adults	44	316	13.9%	15.4%	16.0%	16.7%
% of FP17s for the same patient ID Re-attending between 3 & 9 months - Children	43	313	13.7%	51.1%	58.8%	57.6%
% of FP17s for the same patient ID Re-attending between 3 & 9 months - Adults	42	316	13.3%	46.4%	51.2%	50.1%
% of FP17s for Band 1 Urgent Courses	53	657	8.1%	8.1%	8.0%	9.1%
% of FP17s Relating to Free Repair or Replacements	1	657	0.2%	0.7%	0.8%	0.8%
% of FP17s Relating to Continuations	1	657	0.2%	0.9%	1.2%	1.2%
% of Patients satisfied with the dentistry they have received	3	3	N/A	92.1%	92.7%	92.8%
% of Patients satisfied with the time they had to wait for an appointment	3	3	N/A	90.3%	89.1%	88.7%

\* This is based on patients treated on this contract for their most recent course of treatment. Figures in italics indicate the base number of FP17s or Patient Questionnaire responses are less than 100. N/A is shown where the base number of responses is less than 10 during the period. % is calculated as Quantity/Base number\*100

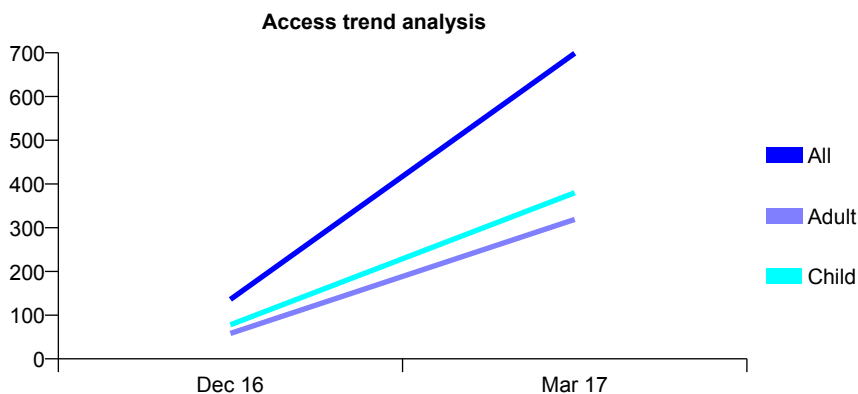
## Q54 - Vital Signs At a Glance Contract Report for 100227/0000 - Year end March 2017

Name or company name	Wolverhampton Community Dental Service
Contract type name	PDS Contract
Purpose of contract	General
Contract start date	01/11/2016
Contract end date	31/03/2018

16/17 Contracted general activity (UDA)	1,875
Carry forward general activity (UDA)	0
16/17 Contracted orthodontic activity (UOA)	0
Carry forward orthodontic activity (UOA)	0
Baseline contract value	£0.00

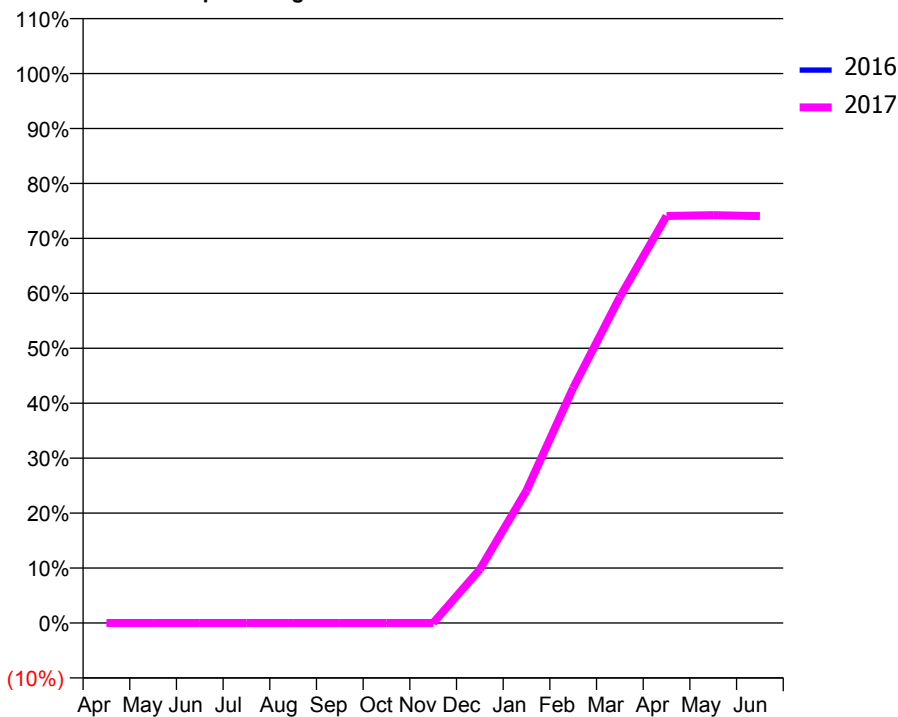
### ACCESS\*

Patients seen in 24 months	Total	Change since previous quarter
Quarter ending March 2016	0	
Quarter ending June 2016	0	
Quarter ending September 2016	0	
Quarter ending December 2016	136	↑
Quarter ending March 2017	699	↑
<b>Variance since March 2016</b>	N/A	



### ACTIVITY

Cumulative percentage of contracted UDA delivered 2016 & 2017



Adjusted Scheduled Activity (UDA)

Month	2016	2017
April	0	0
May	0	0
June	0	0
July	0	0
August	0	0
September	0	0
October	0	0
November	0	0
December	0	183
January	0	452
February	0	803
March	0	1,112
April	0	1,389
May	0	1,392
June	0	1,389

### QUALITY

	Quantity	Base Number	Contract	AT	Region	England
% of FP17s for the same patient ID Re-attending within 3 months - Children	7	372	1.9%	10.0%	12.0%	12.3%
% of FP17s for the same patient ID Re-attending within 3 months - Adults	5	308	1.6%	15.4%	16.0%	16.7%
% of FP17s for the same patient ID Re-attending between 3 & 9 months - Children	0	372	0.0%	51.1%	58.8%	57.6%
% of FP17s for the same patient ID Re-attending between 3 & 9 months - Adults	1	308	0.3%	46.4%	51.2%	50.1%
% of FP17s for Band 1 Urgent Courses	93	855	10.9%	8.1%	8.0%	9.1%
% of FP17s Relating to Free Repair or Replacements	0	855	0.0%	0.7%	0.8%	0.8%
% of FP17s Relating to Continuations	0	855	0.0%	0.9%	1.2%	1.2%
% of Patients satisfied with the dentistry they have received	0	0	N/A	92.1%	92.7%	92.8%
% of Patients satisfied with the time they had to wait for an appointment	0	0	N/A	90.3%	89.1%	88.7%

\* This is based on patients treated on this contract for their most recent course of treatment. Figures in italics indicate the base number of FP17s or Patient Questionnaire responses are less than 100. N/A is shown where the base number of responses is less than 10 during the period. % is calculated as Quantity/Base number\*100

## Q54 - Vital Signs At a Glance Contract Report for 100267/0000 - Year end March 2017

Name or company name	Dudley Road Dental Practice
Contract type name	GDS Contract
Purpose of contract	General
Contract start date	01/02/2017
Contract end date	

16/17 Contracted general activity (UDA)	5,570
Carry forward general activity (UDA)	0
16/17 Contracted orthodontic activity (UOA)	0
Carry forward orthodontic activity (UOA)	0
Baseline contract value	£148,136.66

### ACCESS\*

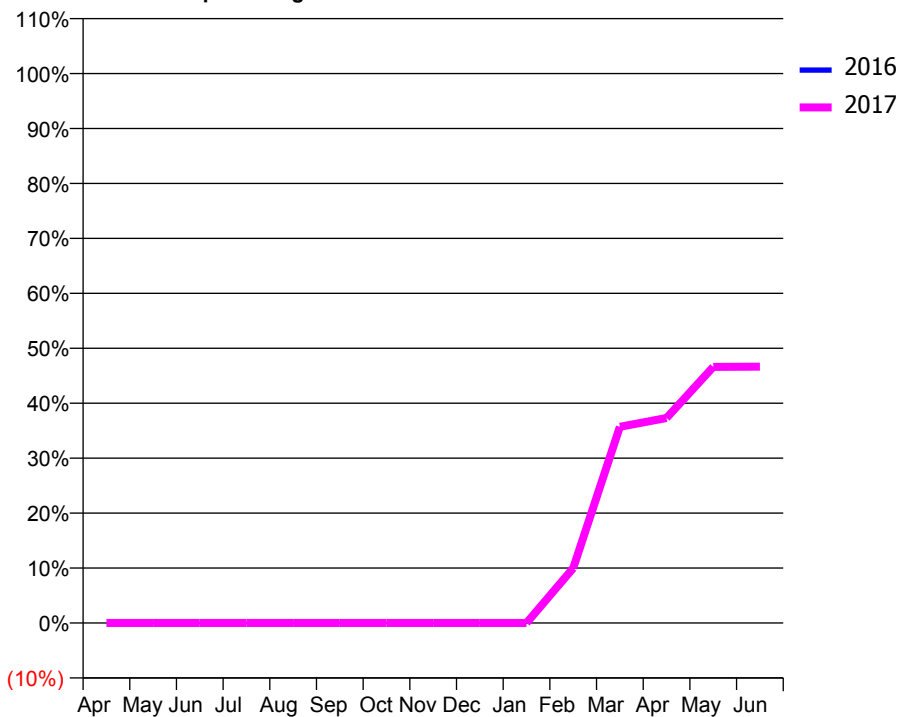
Patients seen in 24 months	Total	Change since previous quarter
Quarter ending March 2016	0	
Quarter ending June 2016	0	
Quarter ending September 2016	0	
Quarter ending December 2016	0	
Quarter ending March 2017	999	
<b>Variance since March 2016</b>	<b>N/A</b>	

### Access trend analysis



### ACTIVITY

Cumulative percentage of contracted UDA delivered 2016 & 2017



Month	Adjusted Scheduled Activity (UDA)	
	2016	2017
April	0	0
May	0	0
June	0	0
July	0	0
August	0	0
September	0	0
October	0	0
November	0	0
December	0	0
January	0	0
February	0	557
March	0	1,989
April	0	2,078
May	0	2,596
June	0	2,599

### QUALITY

	Quantity	Base Number	Contract	AT	Region	England
% of FP17s for the same patient ID Re-attending within 3 months - Children	1	442	0.2%	10.0%	12.0%	12.3%
% of FP17s for the same patient ID Re-attending within 3 months - Adults	2	576	0.3%	15.4%	16.0%	16.7%
% of FP17s for the same patient ID Re-attending between 3 & 9 months - Children	0	442	0.0%	51.1%	58.8%	57.6%
% of FP17s for the same patient ID Re-attending between 3 & 9 months - Adults	0	576	0.0%	46.4%	51.2%	50.1%
% of FP17s for Band 1 Urgent Courses	53	1,273	4.2%	8.1%	8.0%	9.1%
% of FP17s Relating to Free Repair or Replacements	3	1,273	0.2%	0.7%	0.8%	0.8%
% of FP17s Relating to Continuations	4	1,273	0.3%	0.9%	1.2%	1.2%
% of Patients satisfied with the dentistry they have received	0	0	N/A	92.1%	92.7%	92.8%
% of Patients satisfied with the time they had to wait for an appointment	0	0	N/A	90.3%	89.1%	88.7%

\* This is based on patients treated on this contract for their most recent course of treatment. Figures in italics indicate the base number of FP17s or Patient Questionnaire responses are less than 100. N/A is shown where the base number of responses is less than 10 during the period. % is calculated as Quantity/Base number\*100



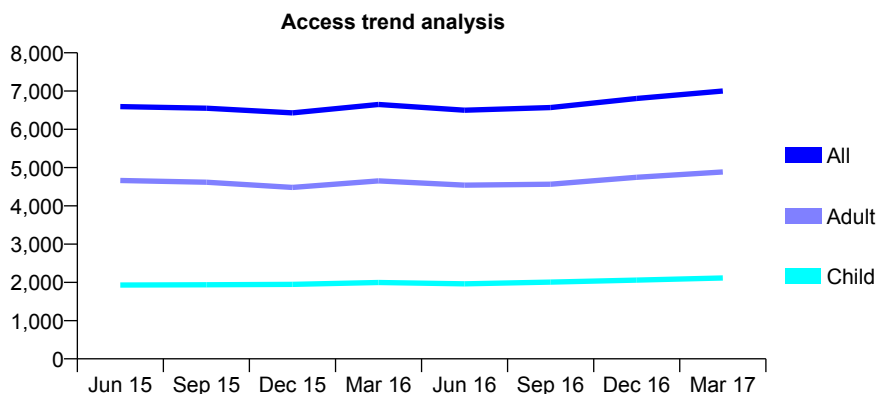
## Q54 - Vital Signs At a Glance Contract Report for 101281/0126 - Year end March 2017

Name or company name	OASIS DENTAL CARE LTD
Contract type name	GDS Contract
Purpose of contract	General
Contract start date	01/04/2006
Contract end date	

16/17 Contracted general activity (UDA)	21,700
Carry forward general activity (UDA)	460
16/17 Contracted orthodontic activity (UOA)	0
Carry forward orthodontic activity (UOA)	0
Baseline contract value	£469,390.47

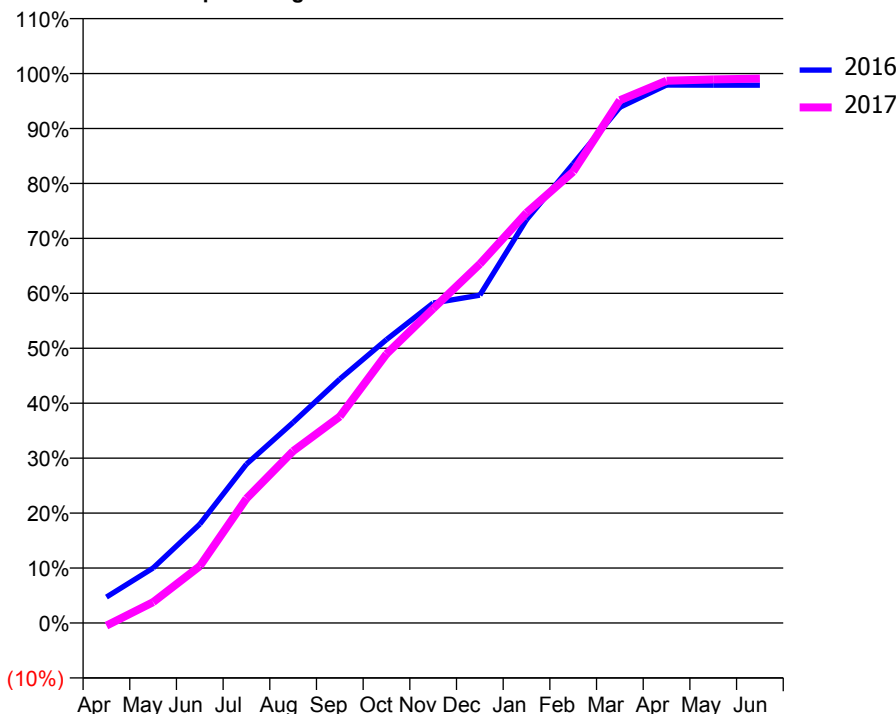
### ACCESS\*

Patients seen in 24 months	Total	Change since previous quarter
Quarter ending March 2016	6,649	
Quarter ending June 2016	6,501	↓
Quarter ending September 2016	6,570	→
Quarter ending December 2016	6,806	↑
Quarter ending March 2017	7,000	↑
<b>Variance since March 2016</b>	<b>5.3%</b>	<b>↑</b>



### ACTIVITY

Cumulative percentage of contracted UDA delivered 2016 & 2017



Adjusted Scheduled Activity (UDA)

Month	2016	2017
April	1,023	-110
May	2,172	826
June	3,904	2,244
July	6,275	4,916
August	7,924	6,792
September	9,636	8,153
October	11,195	10,623
November	12,634	12,414
December	12,948	14,179
January	15,927	16,202
February	18,138	17,820
March	20,365	20,645
April	21,244	21,413
May	21,240	21,467
June	21,240	21,496

### QUALITY

	Quantity	Base Number	Contract	AT	Region	England
% of FP17s for the same patient ID Re-attending within 3 months - Children	181	2,483	7.3%	10.0%	12.0%	12.3%
% of FP17s for the same patient ID Re-attending within 3 months - Adults	1,093	5,884	18.6%	15.4%	16.0%	16.7%
% of FP17s for the same patient ID Re-attending between 3 & 9 months - Children	1,030	2,483	41.5%	51.1%	58.8%	57.6%
% of FP17s for the same patient ID Re-attending between 3 & 9 months - Adults	2,140	5,884	36.4%	46.4%	51.2%	50.1%
% of FP17s for Band 1 Urgent Courses	845	8,317	10.2%	8.1%	8.0%	9.1%
% of FP17s Relating to Free Repair or Replacements	56	8,317	0.7%	0.7%	0.8%	0.8%
% of FP17s Relating to Continuations	204	8,317	2.5%	0.9%	1.2%	1.2%
% of Patients satisfied with the dentistry they have received	4	4	N/A	92.1%	92.7%	92.8%
% of Patients satisfied with the time they had to wait for an appointment	4	4	N/A	90.3%	89.1%	88.7%

\* This is based on patients treated on this contract for their most recent course of treatment. Figures in italics indicate the base number of FP17s or Patient Questionnaire responses are less than 100. N/A is shown where the base number of responses is less than 10 during the period. % is calculated as Quantity/Base number\*100

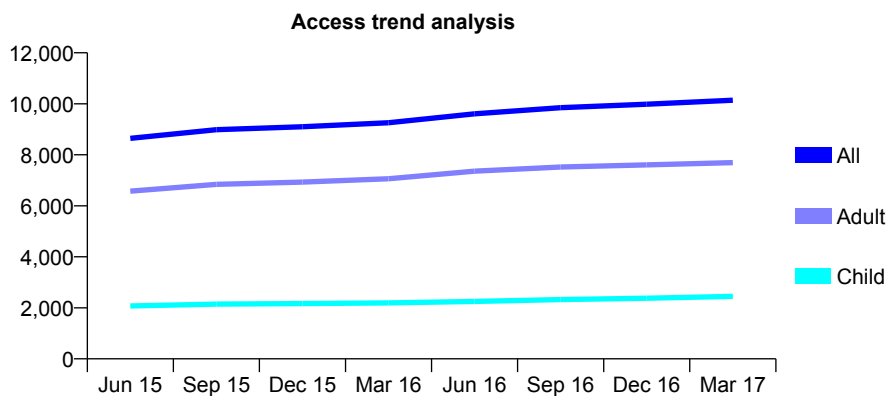
## Q54 - Vital Signs At a Glance Contract Report for 101281/0176 - Year end March 2017

Name or company name	OASIS DENTAL CARE LTD
Contract type name	GDS Contract
Purpose of contract	General
Contract start date	27/12/2007
Contract end date	

16/17 Contracted general activity (UDA)	29,000
Carry forward general activity (UDA)	0
16/17 Contracted orthodontic activity (UOA)	0
Carry forward orthodontic activity (UOA)	0
Baseline contract value	£572,032.79

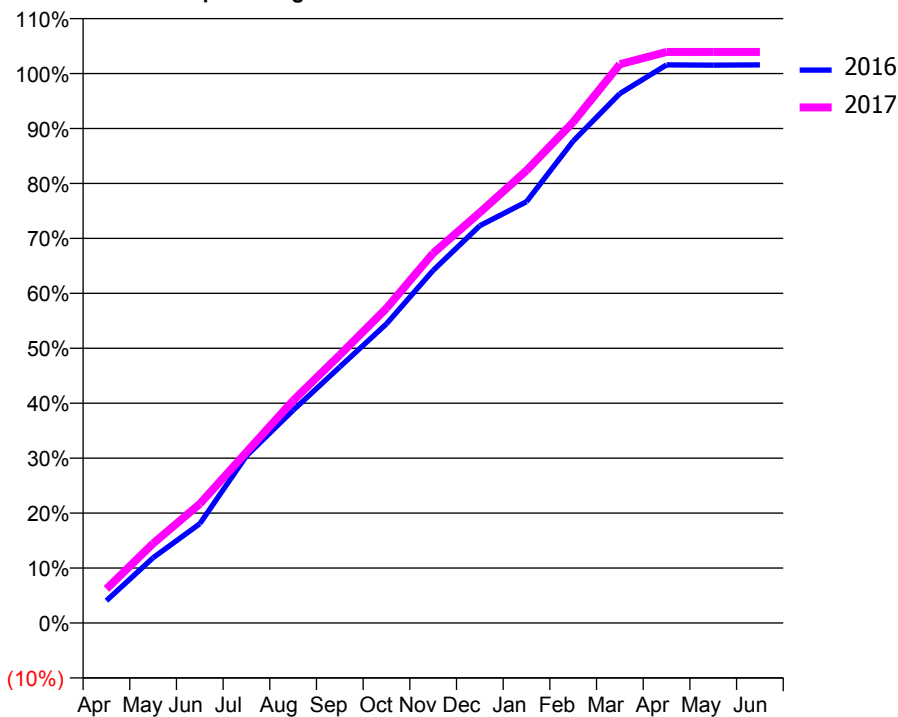
### ACCESS\*

Patients seen in 24 months	Total	Change since previous quarter
Quarter ending March 2016	9,255	
Quarter ending June 2016	9,608	↑
Quarter ending September 2016	9,846	↑
Quarter ending December 2016	9,982	→
Quarter ending March 2017	10,143	→
<b>Variance since March 2016</b>	<b>9.6%</b>	<b>↑</b>



### ACTIVITY

Cumulative percentage of contracted UDA delivered 2016 & 2017



Month	Adjusted Scheduled Activity (UDA)	
	2016	2017
April	1,135	1,801
May	3,327	4,198
June	5,058	6,286
July	8,517	9,016
August	10,841	11,740
September	13,050	14,147
October	15,243	16,615
November	17,969	19,515
December	20,247	21,663
January	21,468	23,879
February	24,557	26,438
March	26,977	29,490
April	28,437	30,137
May	28,424	30,138
June	28,436	30,138

### QUALITY

	Quantity	Base Number	Contract	AT	Region	England
% of FP17s for the same patient ID Re-attending within 3 months - Children	243	3,378	7.2%	10.0%	12.0%	12.3%
% of FP17s for the same patient ID Re-attending within 3 months - Adults	1,512	10,295	14.7%	15.4%	16.0%	16.7%
% of FP17s for the same patient ID Re-attending between 3 & 9 months - Children	1,752	3,378	51.9%	51.1%	58.8%	57.6%
% of FP17s for the same patient ID Re-attending between 3 & 9 months - Adults	5,061	10,295	49.2%	46.4%	51.2%	50.1%
% of FP17s for Band 1 Urgent Courses	1,137	13,336	8.5%	8.1%	8.0%	9.1%
% of FP17s Relating to Free Repair or Replacements	113	13,336	0.8%	0.7%	0.8%	0.8%
% of FP17s Relating to Continuations	211	13,336	1.6%	0.9%	1.2%	1.2%
% of Patients satisfied with the dentistry they have received	20	24	83.3%	92.1%	92.7%	92.8%
% of Patients satisfied with the time they had to wait for an appointment	24	24	100.0%	90.3%	89.1%	88.7%

\* This is based on patients treated on this contract for their most recent course of treatment. Figures in italics indicate the base number of FP17s or Patient Questionnaire responses are less than 100. N/A is shown where the base number of responses is less than 10 during the period. % is calculated as Quantity/Base number\*100

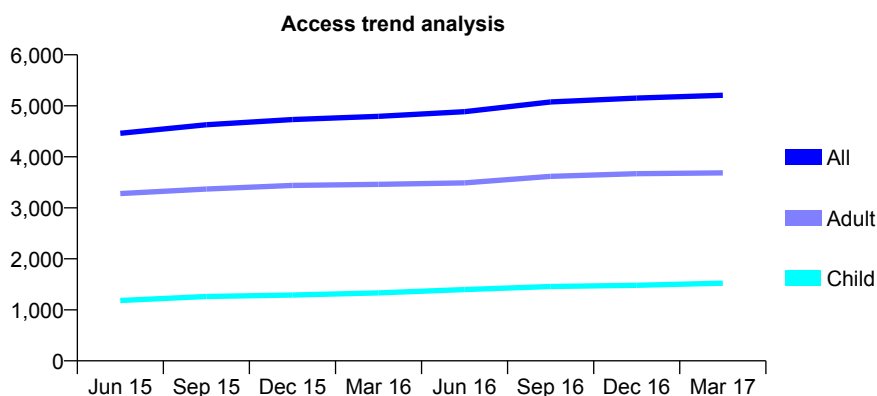
## Q54 - Vital Signs At a Glance Contract Report for 101281/0228 - Year end March 2017

Name or company name	OASIS DENTAL CARE LTD
Contract type name	PDS Plus Contract
Purpose of contract	General
Contract start date	24/10/2010
Contract end date	31/10/2020

16/17 Contracted general activity (UDA)	14,250
Carry forward general activity (UDA)	-169
16/17 Contracted orthodontic activity (UOA)	0
Carry forward orthodontic activity (UOA)	0
Baseline contract value	£219,404.43

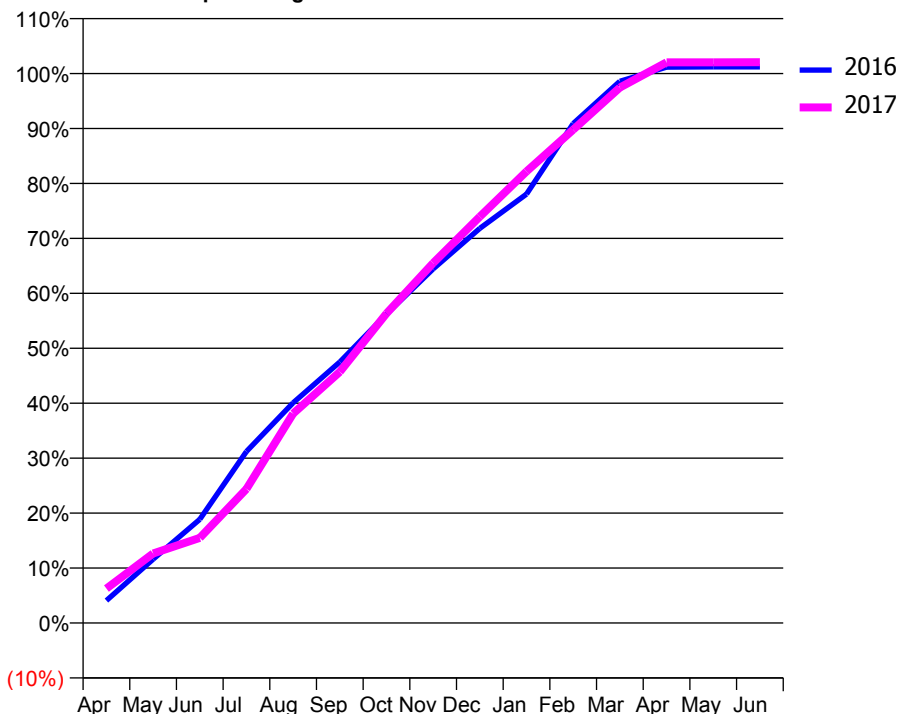
### ACCESS\*

Patients seen in 24 months	Total	Change since previous quarter
Quarter ending March 2016	4,793	
Quarter ending June 2016	4,885	→
Quarter ending September 2016	5,076	↑
Quarter ending December 2016	5,152	→
Quarter ending March 2017	5,207	→
<b>Variance since March 2016</b>	<b>8.6%</b>	<b>↑</b>



### ACTIVITY

Cumulative percentage of contracted UDA delivered 2016 & 2017



Month	Adjusted Scheduled Activity (UDA)	
	2016	2017
April	577	893
May	1,639	1,803
June	2,663	2,208
July	4,403	3,477
August	5,651	5,430
September	6,701	6,512
October	7,928	8,029
November	9,089	9,335
December	10,129	10,539
January	11,008	11,709
February	12,821	12,793
March	13,907	13,885
April	14,270	14,540
May	14,274	14,539
June	14,274	14,544

### QUALITY

	Quantity	Base Number	Contract	AT	Region	England
% of FP17s for the same patient ID Re-attending within 3 months - Children	156	1,817	8.6%	10.0%	12.0%	12.3%
% of FP17s for the same patient ID Re-attending within 3 months - Adults	783	4,205	18.6%	15.4%	16.0%	16.7%
% of FP17s for the same patient ID Re-attending between 3 & 9 months - Children	839	1,817	46.2%	51.1%	58.8%	57.6%
% of FP17s for the same patient ID Re-attending between 3 & 9 months - Adults	1,543	4,205	36.7%	46.4%	51.2%	50.1%
% of FP17s for Band 1 Urgent Courses	957	6,122	15.6%	8.1%	8.0%	9.1%
% of FP17s Relating to Free Repair or Replacements	50	6,122	0.8%	0.7%	0.8%	0.8%
% of FP17s Relating to Continuations	115	6,122	1.9%	0.9%	1.2%	1.2%
% of Patients satisfied with the dentistry they have received	14	14	100.0%	92.1%	92.7%	92.8%
% of Patients satisfied with the time they had to wait for an appointment	13	14	92.9%	90.3%	89.1%	88.7%

\* This is based on patients treated on this contract for their most recent course of treatment. Figures in italics indicate the base number of FP17s or Patient Questionnaire responses are less than 100. N/A is shown where the base number of responses is less than 10 during the period. % is calculated as Quantity/Base number\*100

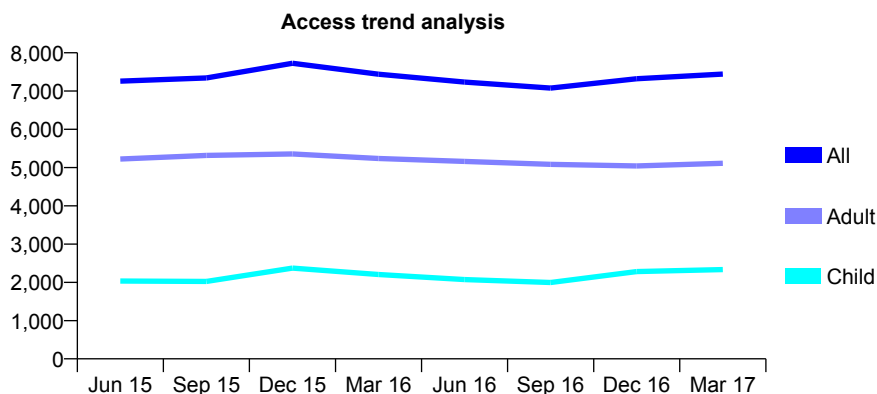
## Q54 - Vital Signs At a Glance Contract Report for 101362/0025 - Year end March 2017

Name or company name	Rodericks Dental Limited
Contract type name	GDS Contract
Purpose of contract	General
Contract start date	01/09/2009
Contract end date	

16/17 Contracted general activity (UDA)	20,000
Carry forward general activity (UDA)	-400
16/17 Contracted orthodontic activity (UOA)	0
Carry forward orthodontic activity (UOA)	0
Baseline contract value	£493,345.58

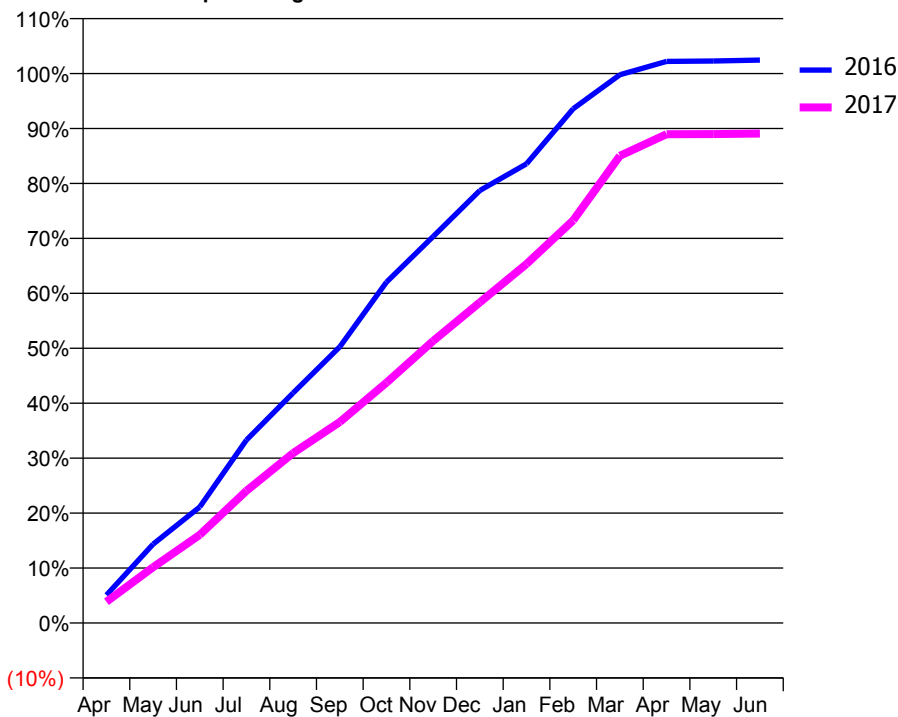
### ACCESS\*

Patients seen in 24 months	Total	Change since previous quarter
Quarter ending March 2016	7,442	
Quarter ending June 2016	7,235	↓
Quarter ending September 2016	7,079	↓
Quarter ending December 2016	7,323	↑
Quarter ending March 2017	7,445	→
<b>Variance since March 2016</b>	<b>0.0%</b>	<b>→</b>



### ACTIVITY

Cumulative percentage of contracted UDA delivered 2016 & 2017



Month	Adjusted Scheduled Activity (UDA)	
	2016	2017
April	1,015	776
May	2,869	2,033
June	4,225	3,210
July	6,662	4,814
August	8,374	6,186
September	10,056	7,319
October	12,406	8,746
November	14,068	10,267
December	15,743	11,669
January	16,711	13,068
February	18,717	14,656
March	19,957	17,002
April	20,441	17,788
May	20,453	17,793
June	20,489	17,813

### QUALITY

	Quantity	Base Number	Contract	AT	Region	England
% of FP17s for the same patient ID Re-attending within 3 months - Children	174	3,035	5.7%	10.0%	12.0%	12.3%
% of FP17s for the same patient ID Re-attending within 3 months - Adults	978	6,375	15.3%	15.4%	16.0%	16.7%
% of FP17s for the same patient ID Re-attending between 3 & 9 months - Children	1,257	3,035	41.4%	51.1%	58.8%	57.6%
% of FP17s for the same patient ID Re-attending between 3 & 9 months - Adults	3,269	6,375	51.3%	46.4%	51.2%	50.1%
% of FP17s for Band 1 Urgent Courses	802	9,451	8.5%	8.1%	8.0%	9.1%
% of FP17s Relating to Free Repair or Replacements	95	9,451	1.0%	0.7%	0.8%	0.8%
% of FP17s Relating to Continuations	41	9,451	0.4%	0.9%	1.2%	1.2%
% of Patients satisfied with the dentistry they have received	3	5	N/A	92.1%	92.7%	92.8%
% of Patients satisfied with the time they had to wait for an appointment	4	5	N/A	90.3%	89.1%	88.7%

\* This is based on patients treated on this contract for their most recent course of treatment. Figures in italics indicate the base number of FP17s or Patient Questionnaire responses are less than 100. N/A is shown where the base number of responses is less than 10 during the period. % is calculated as Quantity/Base number\*100

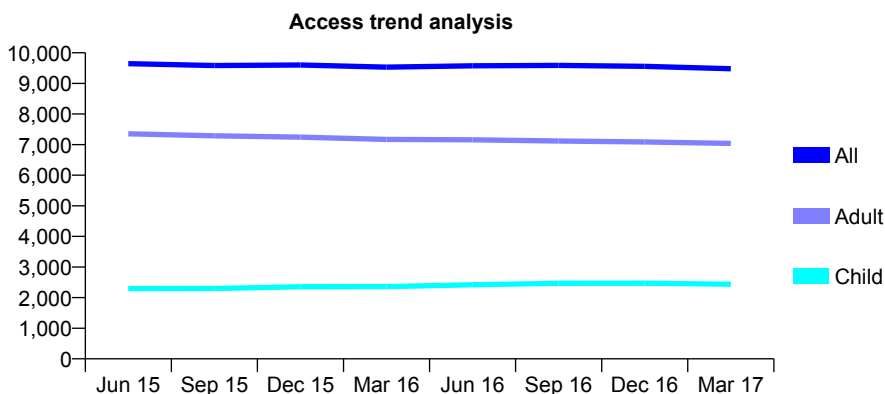
## Q54 - Vital Signs At a Glance Contract Report for 101370/0096 - Year end March 2017

Name or company name	Petrie Tucker and Partners Ltd
Contract type name	GDS Contract
Purpose of contract	General and Orthodontic
Contract start date	01/04/2007
Contract end date	

16/17 Contracted general activity (UDA)	27,162
Carry forward general activity (UDA)	376
16/17 Contracted orthodontic activity (UOA)	644
Carry forward orthodontic activity (UOA)	-13
Baseline contract value	£701,178.72

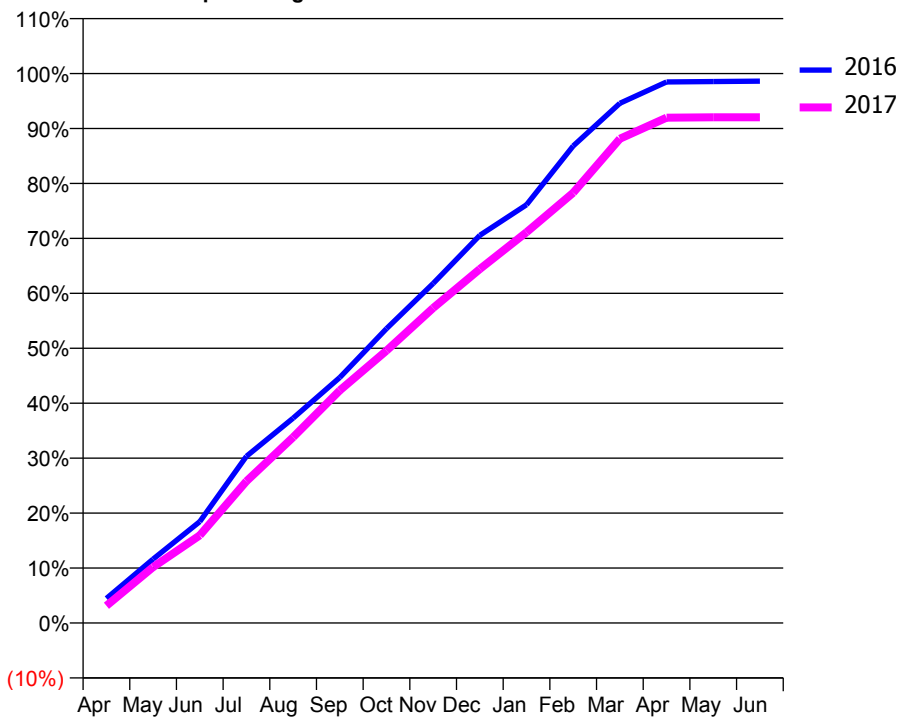
### ACCESS\*

Patients seen in 24 months	Total	Change since previous quarter
Quarter ending March 2016	9,530	
Quarter ending June 2016	9,577	→
Quarter ending September 2016	9,587	→
Quarter ending December 2016	9,557	→
Quarter ending March 2017	9,479	→
<b>Variance since March 2016</b>	<b>(0.5%)</b>	→



### ACTIVITY

Cumulative percentage of contracted UDA delivered 2016 & 2017



Month	Adjusted Scheduled Activity (UDA)	
	2016	2017
April	1,219	853
May	3,163	2,762
June	5,012	4,335
July	8,239	7,008
August	10,125	9,183
September	12,141	11,502
October	14,552	13,462
November	16,785	15,574
December	19,163	17,494
January	20,673	19,315
February	23,584	21,266
March	25,689	23,937
April	26,743	24,978
May	26,764	24,997
June	26,786	25,000

### QUALITY

	Quantity	Base Number	Contract	AT	Region	England
% of FP17s for the same patient ID Re-attending within 3 months - Children	176	3,418	5.1%	10.0%	12.0%	12.3%
% of FP17s for the same patient ID Re-attending within 3 months - Adults	897	8,516	10.5%	15.4%	16.0%	16.7%
% of FP17s for the same patient ID Re-attending between 3 & 9 months - Children	1,898	3,418	55.5%	51.1%	58.8%	57.6%
% of FP17s for the same patient ID Re-attending between 3 & 9 months - Adults	4,232	8,516	49.7%	46.4%	51.2%	50.1%
% of FP17s for Band 1 Urgent Courses	331	11,758	2.8%	8.1%	8.0%	9.1%
% of FP17s Relating to Free Repair or Replacements	50	11,758	0.4%	0.7%	0.8%	0.8%
% of FP17s Relating to Continuations	199	11,758	1.7%	0.9%	1.2%	1.2%
% of Patients satisfied with the dentistry they have received	7	9	N/A	92.1%	92.7%	92.8%
% of Patients satisfied with the time they had to wait for an appointment	7	9	N/A	90.3%	89.1%	88.7%

\* This is based on patients treated on this contract for their most recent course of treatment. Figures in italics indicate the base number of FP17s or Patient Questionnaire responses are less than 100. N/A is shown where the base number of responses is less than 10 during the period. % is calculated as Quantity/Base number\*100

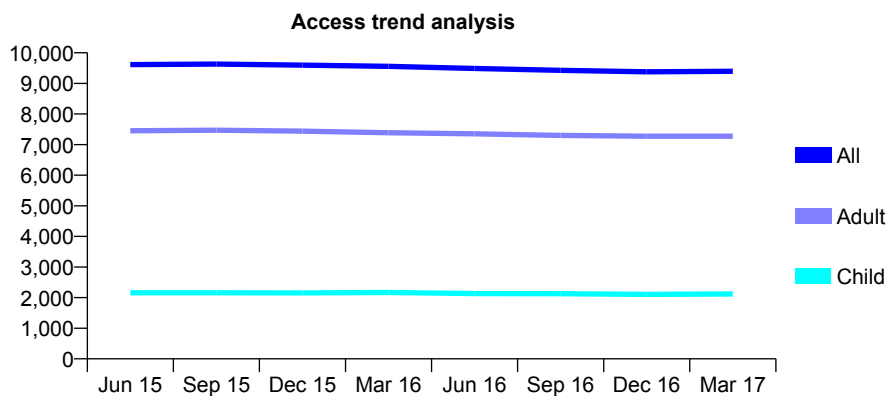
## Q54 - Vital Signs At a Glance Contract Report for 101370/0111 - Year end March 2017

Name or company name	Petrie Tucker and Partners Ltd
Contract type name	GDS Contract
Purpose of contract	General
Contract start date	01/01/2009
Contract end date	

16/17 Contracted general activity (UDA)	29,024
Carry forward general activity (UDA)	0
16/17 Contracted orthodontic activity (UOA)	0
Carry forward orthodontic activity (UOA)	0
Baseline contract value	£688,007.66

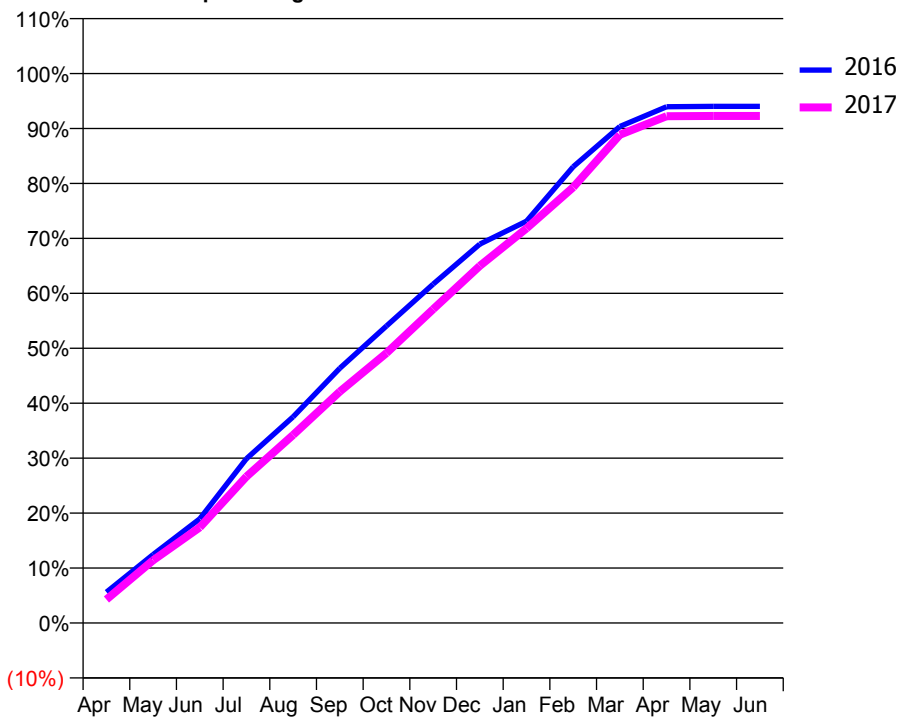
### ACCESS\*

Patients seen in 24 months	Total	Change since previous quarter
Quarter ending March 2016	9,557	
Quarter ending June 2016	9,487	→
Quarter ending September 2016	9,429	→
Quarter ending December 2016	9,381	→
Quarter ending March 2017	9,395	→
<b>Variance since March 2016</b>	<b>(1.7%)</b>	<b>↓</b>



### ACTIVITY

Cumulative percentage of contracted UDA delivered 2016 & 2017



Month	Adjusted Scheduled Activity (UDA)	
	2016	2017
April	1,630	1,240
May	3,619	3,315
June	5,508	5,054
July	8,678	7,739
August	10,895	9,931
September	13,458	12,225
October	15,686	14,257
November	17,899	16,578
December	20,012	18,865
January	21,228	20,842
February	24,095	23,016
March	26,228	25,787
April	27,266	26,769
May	27,287	26,783
June	27,287	26,783

### QUALITY

	Quantity	Base Number	Contract	AT	Region	England
% of FP17s for the same patient ID Re-attending within 3 months - Children	153	3,159	4.8%	10.0%	12.0%	12.3%
% of FP17s for the same patient ID Re-attending within 3 months - Adults	1,256	10,897	11.5%	15.4%	16.0%	16.7%
% of FP17s for the same patient ID Re-attending between 3 & 9 months - Children	1,993	3,159	63.1%	51.1%	58.8%	57.6%
% of FP17s for the same patient ID Re-attending between 3 & 9 months - Adults	6,431	10,897	59.0%	46.4%	51.2%	50.1%
% of FP17s for Band 1 Urgent Courses	623	14,013	4.4%	8.1%	8.0%	9.1%
% of FP17s Relating to Free Repair or Replacements	92	14,013	0.7%	0.7%	0.8%	0.8%
% of FP17s Relating to Continuations	362	14,013	2.6%	0.9%	1.2%	1.2%
% of Patients satisfied with the dentistry they have received	23	24	95.8%	92.1%	92.7%	92.8%
% of Patients satisfied with the time they had to wait for an appointment	24	24	100.0%	90.3%	89.1%	88.7%

\* This is based on patients treated on this contract for their most recent course of treatment. Figures in italics indicate the base number of FP17s or Patient Questionnaire responses are less than 100. N/A is shown where the base number of responses is less than 10 during the period. % is calculated as Quantity/Base number\*100

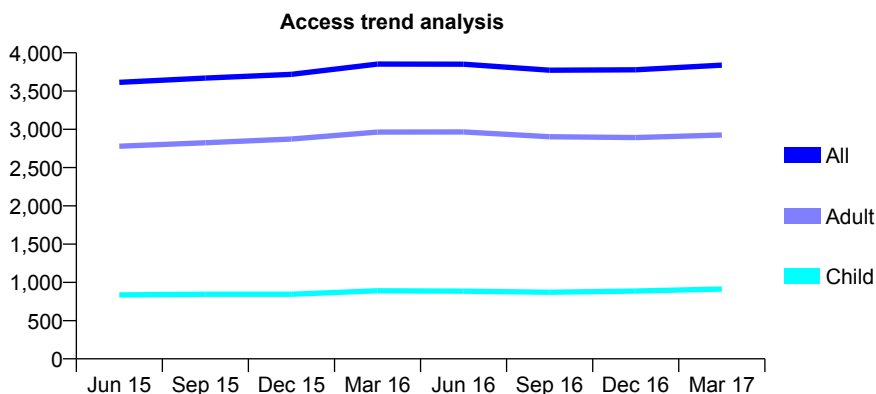
## Q54 - Vital Signs At a Glance Contract Report for 102032/0001 - Year end March 2017

Name or company name	Sutton Dental Care
Contract type name	GDS Contract
Purpose of contract	General
Contract start date	01/04/2006
Contract end date	

16/17 Contracted general activity (UDA)	7,800
Carry forward general activity (UDA)	-28
16/17 Contracted orthodontic activity (UOA)	0
Carry forward orthodontic activity (UOA)	0
Baseline contract value	£260,383.55

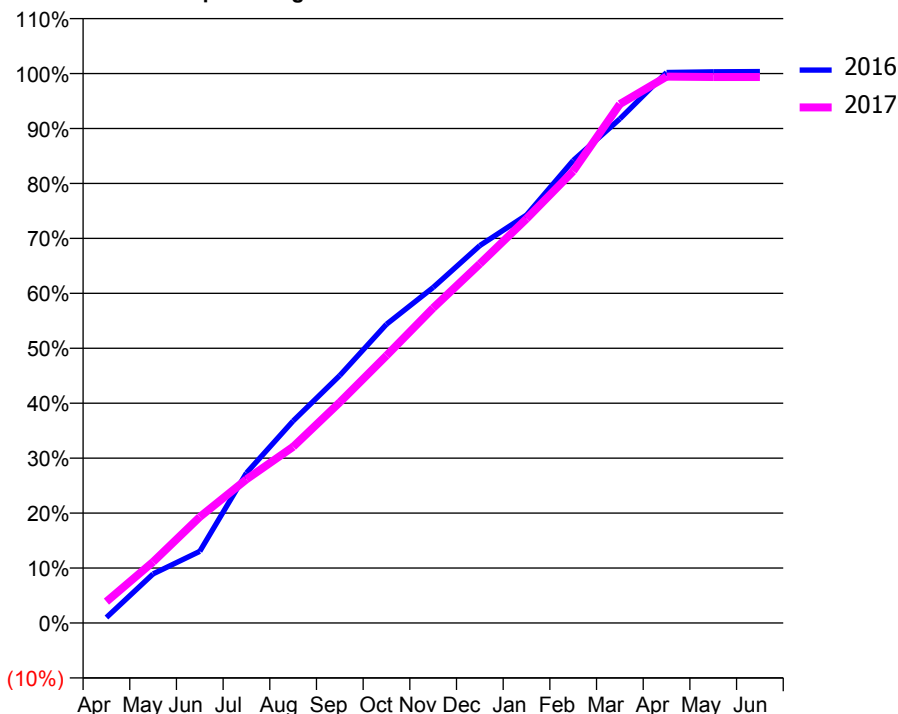
### ACCESS\*

Patients seen in 24 months	Total	Change since previous quarter
Quarter ending March 2016	3,853	
Quarter ending June 2016	3,851	→
Quarter ending September 2016	3,773	↓
Quarter ending December 2016	3,778	→
Quarter ending March 2017	3,838	→
<b>Variance since March 2016</b>	<b>(0.4%)</b>	<b>→</b>



### ACTIVITY

Cumulative percentage of contracted UDA delivered 2016 & 2017



Month	Adjusted Scheduled Activity (UDA)	
	2016	2017
April	79	304
May	697	868
June	1,018	1,505
July	2,131	2,040
August	2,869	2,501
September	3,514	3,134
October	4,241	3,797
November	4,764	4,472
December	5,358	5,097
January	5,790	5,738
February	6,565	6,414
March	7,155	7,365
April	7,814	7,755
May	7,824	7,751
June	7,828	7,750

### QUALITY

	Quantity	Base Number	Contract	AT	Region	England
% of FP17s for the same patient ID Re-attending within 3 months - Children	79	1,430	5.5%	10.0%	12.0%	12.3%
% of FP17s for the same patient ID Re-attending within 3 months - Adults	618	4,458	13.9%	15.4%	16.0%	16.7%
% of FP17s for the same patient ID Re-attending between 3 & 9 months - Children	947	1,430	66.2%	51.1%	58.8%	57.6%
% of FP17s for the same patient ID Re-attending between 3 & 9 months - Adults	2,728	4,458	61.2%	46.4%	51.2%	50.1%
% of FP17s for Band 1 Urgent Courses	384	4,698	8.2%	8.1%	8.0%	9.1%
% of FP17s Relating to Free Repair or Replacements	21	4,698	0.4%	0.7%	0.8%	0.8%
% of FP17s Relating to Continuations	15	4,698	0.3%	0.9%	1.2%	1.2%
% of Patients satisfied with the dentistry they have received	5	5	N/A	92.1%	92.7%	92.8%
% of Patients satisfied with the time they had to wait for an appointment	5	5	N/A	90.3%	89.1%	88.7%

\* This is based on patients treated on this contract for their most recent course of treatment. Figures in italics indicate the base number of FP17s or Patient Questionnaire responses are less than 100. N/A is shown where the base number of responses is less than 10 during the period. % is calculated as Quantity/Base number\*100



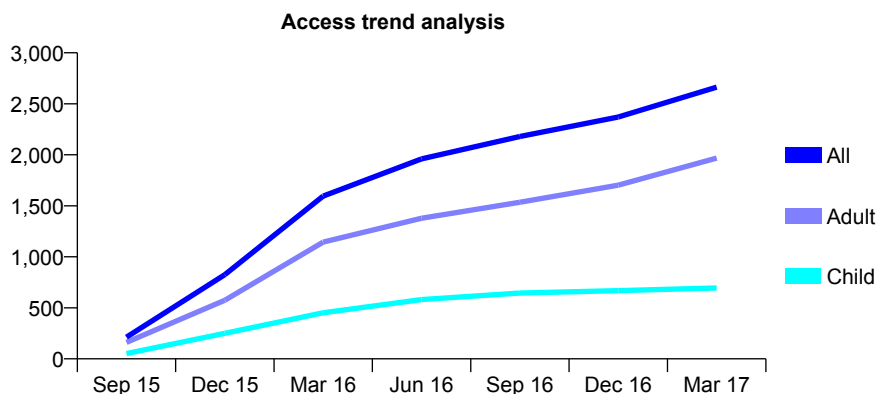
## Q54 - Vital Signs At a Glance Contract Report for 104264/0001 - Year end March 2017

Name or company name	High Street Dental Practice
Contract type name	GDS Contract
Purpose of contract	General
Contract start date	01/09/2015
Contract end date	

16/17 Contracted general activity (UDA)	8,128
Carry forward general activity (UDA)	0
16/17 Contracted orthodontic activity (UOA)	0
Carry forward orthodontic activity (UOA)	0
Baseline contract value	£192,181.17

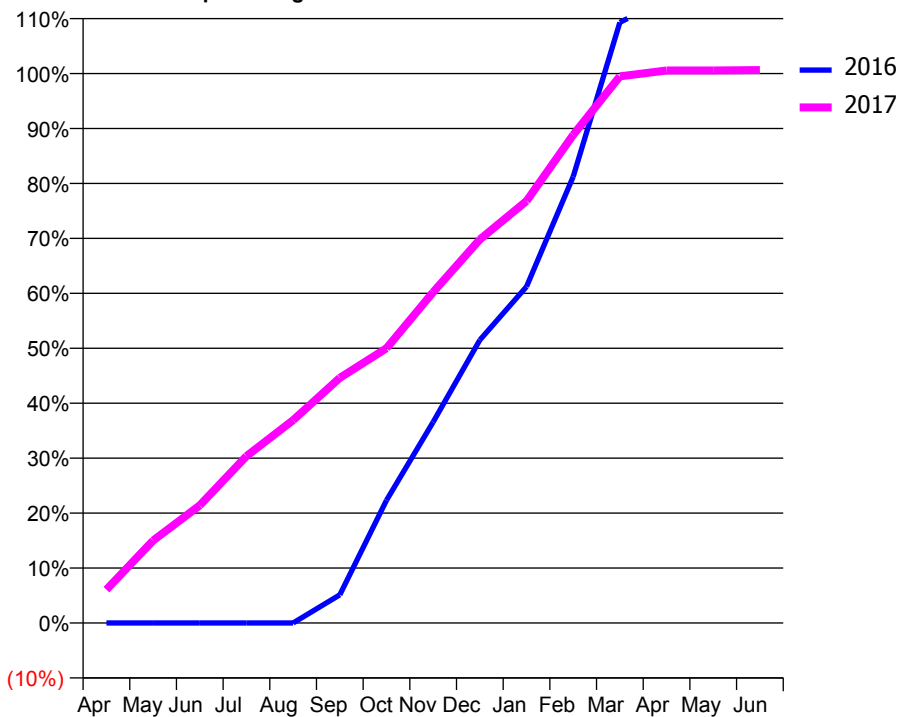
### ACCESS\*

Patients seen in 24 months	Total	Change since previous quarter
Quarter ending March 2016	1,595	
Quarter ending June 2016	1,960	↑
Quarter ending September 2016	2,180	↑
Quarter ending December 2016	2,371	↑
Quarter ending March 2017	2,663	↑
<b>Variance since March 2016</b>	<b>67.0%</b>	<b>↑</b>



### ACTIVITY

Cumulative percentage of contracted UDA delivered 2016 & 2017



Adjusted Scheduled Activity (UDA)

Month	2016	2017
April	0	495
May	0	1,219
June	0	1,740
July	0	2,468
August	0	3,001
September	243	3,625
October	1,059	4,064
November	1,735	4,894
December	2,442	5,674
January	2,902	6,241
February	3,852	7,221
March	5,183	8,086
April	5,382	8,173
May	5,382	8,172
June	5,382	8,178

### QUALITY

	Quantity	Base Number	Contract	AT	Region	England
% of FP17s for the same patient ID Re-attending within 3 months - Children	43	1,097	3.9%	10.0%	12.0%	12.3%
% of FP17s for the same patient ID Re-attending within 3 months - Adults	242	2,174	11.1%	15.4%	16.0%	16.7%
% of FP17s for the same patient ID Re-attending between 3 & 9 months - Children	582	1,097	53.1%	51.1%	58.8%	57.6%
% of FP17s for the same patient ID Re-attending between 3 & 9 months - Adults	698	2,174	32.1%	46.4%	51.2%	50.1%
% of FP17s for Band 1 Urgent Courses	254	3,198	7.9%	8.1%	8.0%	9.1%
% of FP17s Relating to Free Repair or Replacements	8	3,198	0.3%	0.7%	0.8%	0.8%
% of FP17s Relating to Continuations	23	3,198	0.7%	0.9%	1.2%	1.2%
% of Patients satisfied with the dentistry they have received	5	5	N/A	92.1%	92.7%	92.8%
% of Patients satisfied with the time they had to wait for an appointment	5	5	N/A	90.3%	89.1%	88.7%

\* This is based on patients treated on this contract for their most recent course of treatment. Figures in italics indicate the base number of FP17s or Patient Questionnaire responses are less than 100. N/A is shown where the base number of responses is less than 10 during the period. % is calculated as Quantity/Base number\*100



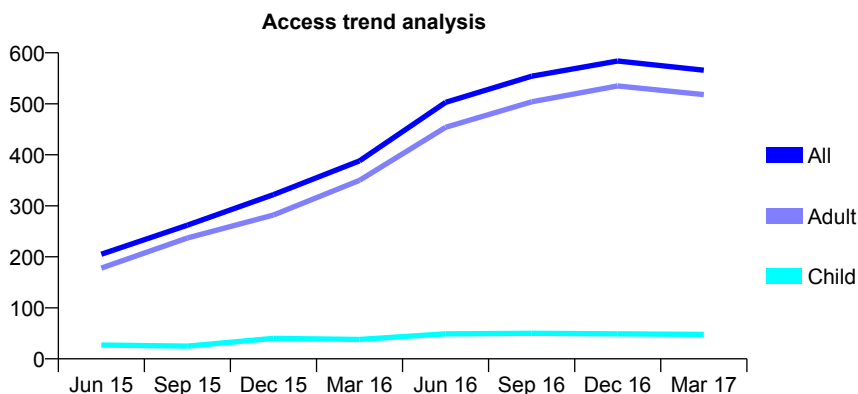
## Q54 - Vital Signs At a Glance Contract Report for 106437/0001 - Year end March 2017

Name or company name	BCHC - Walsall Dental Access Centre
Contract type name	PDS Contract
Purpose of contract	General
Contract start date	01/10/2014
Contract end date	30/09/2024

16/17 Contracted general activity (UDA)	1,661
Carry forward general activity (UDA)	0
16/17 Contracted orthodontic activity (UOA)	0
Carry forward orthodontic activity (UOA)	0
Baseline contract value	£0.00

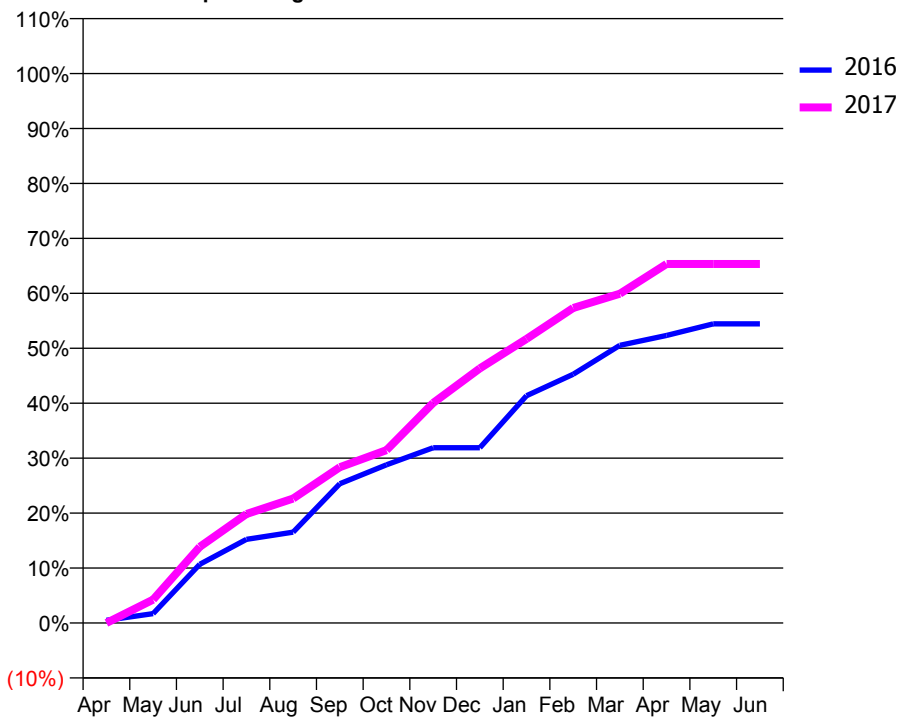
### ACCESS\*

Patients seen in 24 months	Total	Change since previous quarter
Quarter ending March 2016	388	
Quarter ending June 2016	503	↑
Quarter ending September 2016	554	↑
Quarter ending December 2016	584	↑
Quarter ending March 2017	566	↓
<b>Variance since March 2016</b>	<b>45.9%</b>	<b>↑</b>



### ACTIVITY

Cumulative percentage of contracted UDA delivered 2016 & 2017



Month	Adjusted Scheduled Activity (UDA)	
	2016	2017
April	8	0
May	29	71
June	178	230
July	253	329
August	275	376
September	421	471
October	478	523
November	530	665
December	530	770
January	687	859
February	752	952
March	839	995
April	869	1,085
May	904	1,085
June	904	1,085

### QUALITY

	Quantity	Base Number	Contract	AT	Region	England
% of FP17s for the same patient ID Re-attending within 3 months - Children	6	119	5.0%	10.0%	12.0%	12.3%
% of FP17s for the same patient ID Re-attending within 3 months - Adults	7	767	0.9%	15.4%	16.0%	16.7%
% of FP17s for the same patient ID Re-attending between 3 & 9 months - Children	4	119	3.4%	51.1%	58.8%	57.6%
% of FP17s for the same patient ID Re-attending between 3 & 9 months - Adults	5	767	0.7%	46.4%	51.2%	50.1%
% of FP17s for Band 1 Urgent Courses	902	906	99.6%	8.1%	8.0%	9.1%
% of FP17s Relating to Free Repair or Replacements	0	906	0.0%	0.7%	0.8%	0.8%
% of FP17s Relating to Continuations	0	906	0.0%	0.9%	1.2%	1.2%
% of Patients satisfied with the dentistry they have received	0	0	N/A	92.1%	92.7%	92.8%
% of Patients satisfied with the time they had to wait for an appointment	0	0	N/A	90.3%	89.1%	88.7%

\* This is based on patients treated on this contract for their most recent course of treatment. Figures in italics indicate the base number of FP17s or Patient Questionnaire responses are less than 100. N/A is shown where the base number of responses is less than 10 during the period. % is calculated as Quantity/Base number\*100

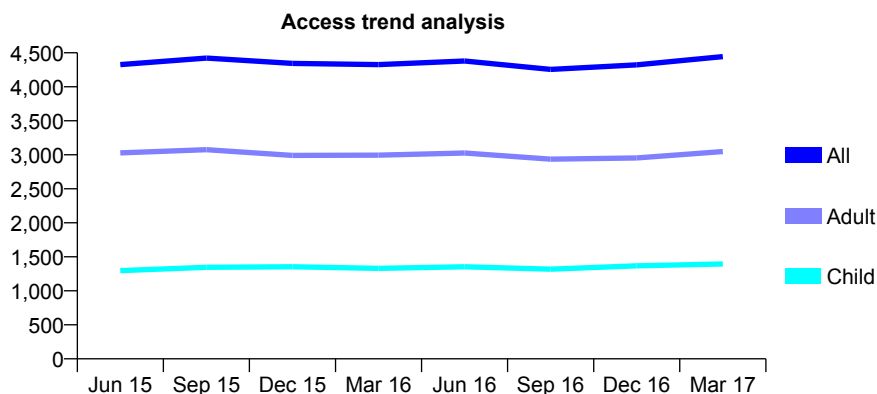
## Q54 - Vital Signs At a Glance Contract Report for 106623/0001 - Year end March 2017

Name or company name	Rookery Road Dental
Contract type name	GDS Contract
Purpose of contract	General
Contract start date	01/06/2011
Contract end date	

16/17 Contracted general activity (UDA)	16,436
Carry forward general activity (UDA)	489
16/17 Contracted orthodontic activity (UOA)	0
Carry forward orthodontic activity (UOA)	0
Baseline contract value	£408,060.91

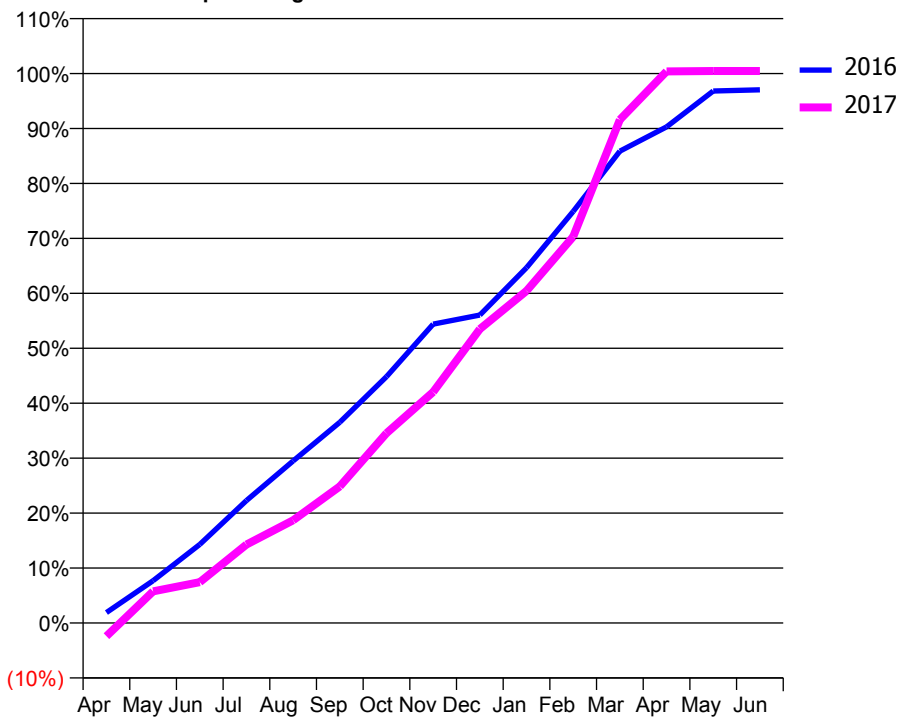
### ACCESS\*

Patients seen in 24 months	Total	Change since previous quarter
Quarter ending March 2016	4,327	
Quarter ending June 2016	4,379	→
Quarter ending September 2016	4,255	↓
Quarter ending December 2016	4,322	→
Quarter ending March 2017	4,445	↑
<b>Variance since March 2016</b>	<b>2.7%</b>	<b>↑</b>



### ACTIVITY

Cumulative percentage of contracted UDA delivered 2016 & 2017



Adjusted Scheduled Activity (UDA)

Month	2016	2017
April	313	-399
May	1,267	948
June	2,352	1,224
July	3,662	2,348
August	4,847	3,074
September	6,003	4,084
October	7,368	5,679
November	8,942	6,910
December	9,210	8,794
January	10,629	9,935
February	12,311	11,556
March	14,114	15,055
April	14,841	16,497
May	15,912	16,510
June	15,947	16,510

### QUALITY

	Quantity	Base Number	Contract	AT	Region	England
% of FP17s for the same patient ID Re-attending within 3 months - Children	55	1,234	4.5%	10.0%	12.0%	12.3%
% of FP17s for the same patient ID Re-attending within 3 months - Adults	128	2,522	5.1%	15.4%	16.0%	16.7%
% of FP17s for the same patient ID Re-attending between 3 & 9 months - Children	276	1,234	22.4%	51.1%	58.8%	57.6%
% of FP17s for the same patient ID Re-attending between 3 & 9 months - Adults	475	2,522	18.8%	46.4%	51.2%	50.1%
% of FP17s for Band 1 Urgent Courses	27	3,627	0.7%	8.1%	8.0%	9.1%
% of FP17s Relating to Free Repair or Replacements	16	3,627	0.4%	0.7%	0.8%	0.8%
% of FP17s Relating to Continuations	8	3,627	0.2%	0.9%	1.2%	1.2%
% of Patients satisfied with the dentistry they have received	0	1	N/A	92.1%	92.7%	92.8%
% of Patients satisfied with the time they had to wait for an appointment	1	1	N/A	90.3%	89.1%	88.7%

\* This is based on patients treated on this contract for their most recent course of treatment. Figures in italics indicate the base number of FP17s or Patient Questionnaire responses are less than 100. N/A is shown where the base number of responses is less than 10 during the period. % is calculated as Quantity/Base number\*100

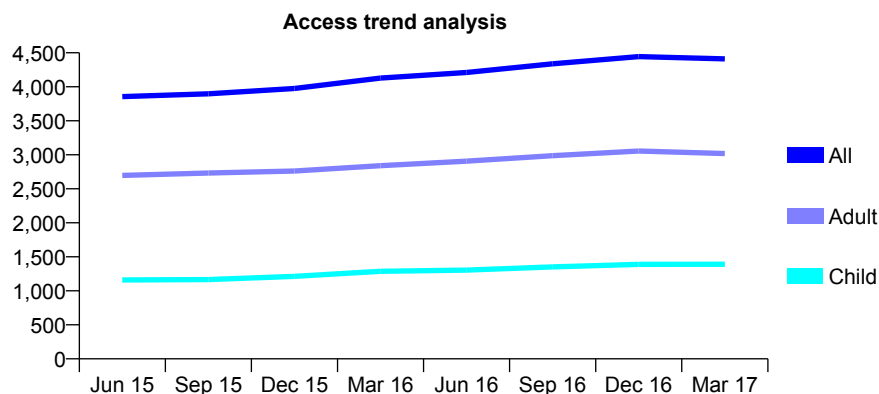
## Q54 - Vital Signs At a Glance Contract Report for 106860/0001 - Year end March 2017

Name or company name	Smile Stylist Ltd
Contract type name	PDS Plus Contract
Purpose of contract	General
Contract start date	01/09/2010
Contract end date	31/10/2020

16/17 Contracted general activity (UDA)	12,000
Carry forward general activity (UDA)	32
16/17 Contracted orthodontic activity (UOA)	0
Carry forward orthodontic activity (UOA)	0
Baseline contract value	£216,836.25

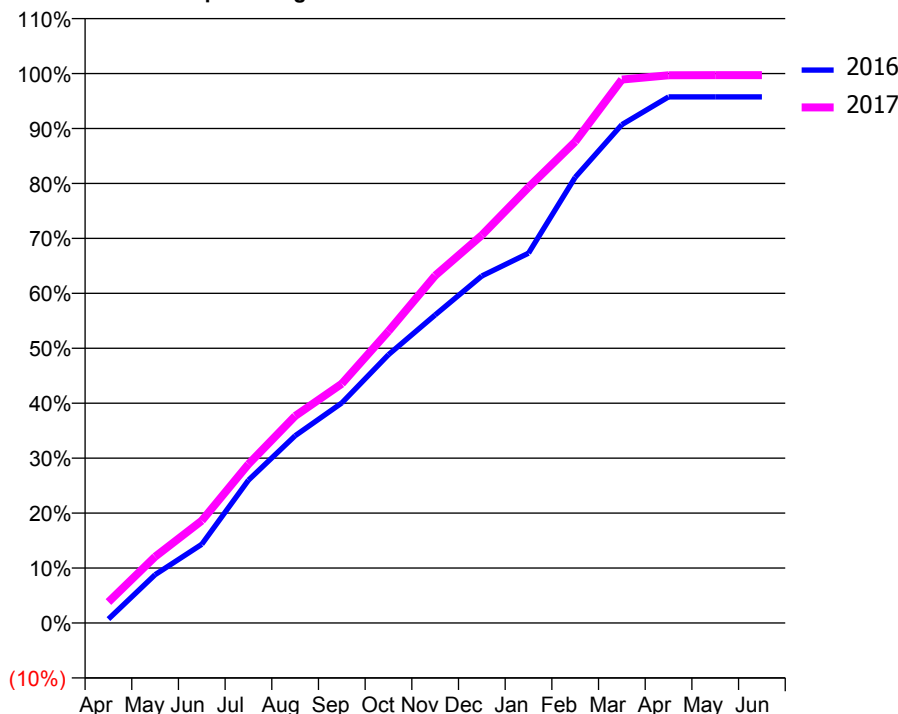
### ACCESS\*

Patients seen in 24 months	Total	Change since previous quarter
Quarter ending March 2016	4,129	
Quarter ending June 2016	4,210	→
Quarter ending September 2016	4,339	↑
Quarter ending December 2016	4,445	↑
Quarter ending March 2017	4,410	→
<b>Variance since March 2016</b>	<b>6.8%</b>	<b>↑</b>



### ACTIVITY

Cumulative percentage of contracted UDA delivered 2016 & 2017



Month	Adjusted Scheduled Activity (UDA)	
	2016	2017
April	85	458
May	1,055	1,449
June	1,720	2,234
July	3,121	3,470
August	4,090	4,521
September	4,808	5,227
October	5,861	6,374
November	6,728	7,587
December	7,578	8,471
January	8,076	9,516
February	9,732	10,511
March	10,884	11,869
April	11,488	11,960
May	11,488	11,963
June	11,488	11,964

### QUALITY

	Quantity	Base Number	Contract	AT	Region	England
% of FP17s for the same patient ID Re-attending within 3 months - Children	117	1,655	7.1%	10.0%	12.0%	12.3%
% of FP17s for the same patient ID Re-attending within 3 months - Adults	523	3,346	15.6%	15.4%	16.0%	16.7%
% of FP17s for the same patient ID Re-attending between 3 & 9 months - Children	701	1,655	42.4%	51.1%	58.8%	57.6%
% of FP17s for the same patient ID Re-attending between 3 & 9 months - Adults	1,222	3,346	36.5%	46.4%	51.2%	50.1%
% of FP17s for Band 1 Urgent Courses	821	4,829	17.0%	8.1%	8.0%	9.1%
% of FP17s Relating to Free Repair or Replacements	4	4,829	0.1%	0.7%	0.8%	0.8%
% of FP17s Relating to Continuations	1	4,829	0.0%	0.9%	1.2%	1.2%
% of Patients satisfied with the dentistry they have received	0	1	N/A	92.1%	92.7%	92.8%
% of Patients satisfied with the time they had to wait for an appointment	0	1	N/A	90.3%	89.1%	88.7%

\* This is based on patients treated on this contract for their most recent course of treatment. Figures in italics indicate the base number of FP17s or Patient Questionnaire responses are less than 100. N/A is shown where the base number of responses is less than 10 during the period. % is calculated as Quantity/Base number\*100

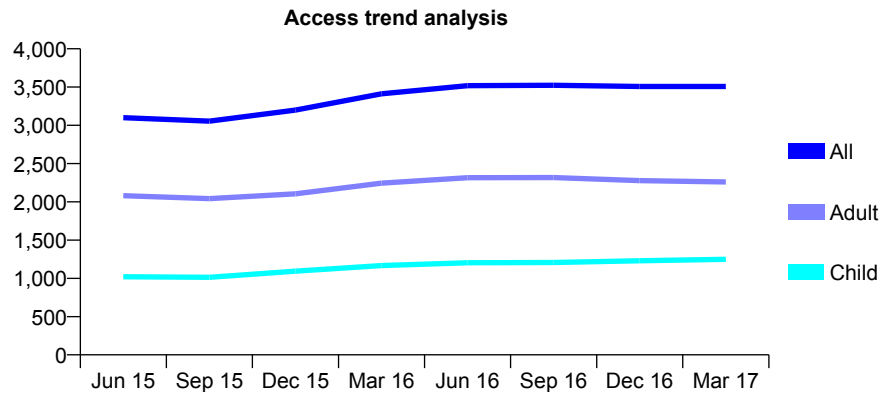
## Q54 - Vital Signs At a Glance Contract Report for 106860/0002 - Year end March 2017

Name or company name	Smile Stylist Ltd
Contract type name	PDS Plus Contract
Purpose of contract	General
Contract start date	30/09/2010
Contract end date	31/10/2020

16/17 Contracted general activity (UDA)	12,000
Carry forward general activity (UDA)	-35
16/17 Contracted orthodontic activity (UOA)	0
Carry forward orthodontic activity (UOA)	0
Baseline contract value	£216,836.25

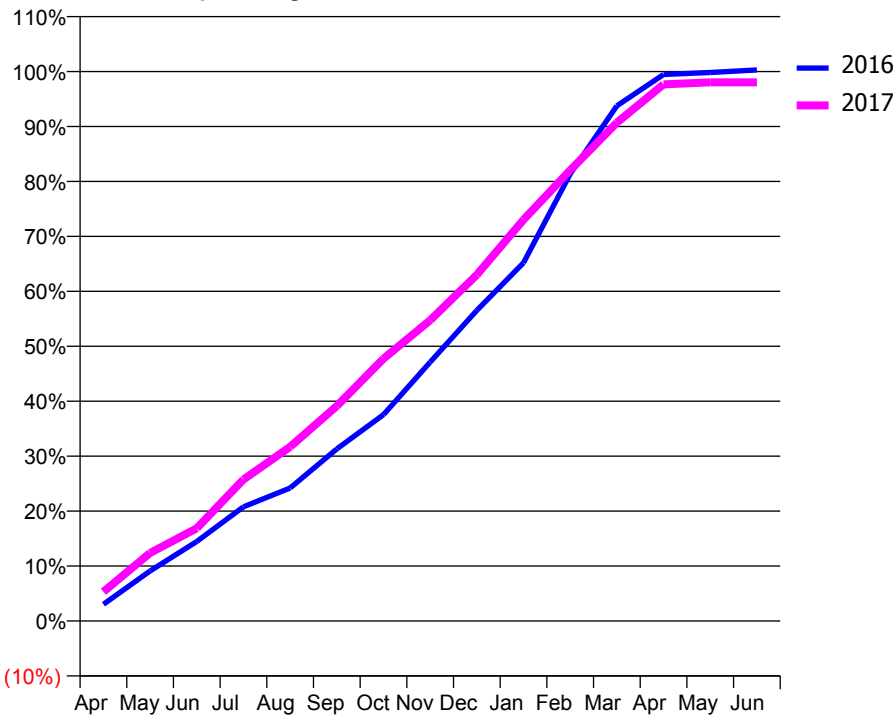
### ACCESS\*

Patients seen in 24 months	Total	Change since previous quarter
Quarter ending March 2016	3,411	
Quarter ending June 2016	3,518	↑
Quarter ending September 2016	3,524	→
Quarter ending December 2016	3,507	→
Quarter ending March 2017	3,508	→
<b>Variance since March 2016</b>	<b>2.8%</b>	<b>↑</b>



### ACTIVITY

Cumulative percentage of contracted UDA delivered 2016 & 2017



Month	Adjusted Scheduled Activity (UDA)	
	2016	2017
April	364	639
May	1,093	1,486
June	1,736	2,027
July	2,494	3,091
August	2,906	3,804
September	3,759	4,695
October	4,506	5,729
November	5,653	6,569
December	6,782	7,560
January	7,823	8,762
February	9,763	9,845
March	11,249	10,884
April	11,934	11,720
May	11,979	11,762
June	12,035	11,762

### QUALITY

	Quantity	Base Number	Contract	AT	Region	England
% of FP17s for the same patient ID Re-attending within 3 months - Children	94	1,309	7.2%	10.0%	12.0%	12.3%
% of FP17s for the same patient ID Re-attending within 3 months - Adults	422	2,299	18.4%	15.4%	16.0%	16.7%
% of FP17s for the same patient ID Re-attending between 3 & 9 months - Children	482	1,309	36.8%	51.1%	58.8%	57.6%
% of FP17s for the same patient ID Re-attending between 3 & 9 months - Adults	636	2,299	27.7%	46.4%	51.2%	50.1%
% of FP17s for Band 1 Urgent Courses	607	3,635	16.7%	8.1%	8.0%	9.1%
% of FP17s Relating to Free Repair or Replacements	7	3,635	0.2%	0.7%	0.8%	0.8%
% of FP17s Relating to Continuations	32	3,635	0.9%	0.9%	1.2%	1.2%
% of Patients satisfied with the dentistry they have received	2	3	N/A	92.1%	92.7%	92.8%
% of Patients satisfied with the time they had to wait for an appointment	2	3	N/A	90.3%	89.1%	88.7%

\* This is based on patients treated on this contract for their most recent course of treatment. Figures in italics indicate the base number of FP17s or Patient Questionnaire responses are less than 100. N/A is shown where the base number of responses is less than 10 during the period. % is calculated as Quantity/Base number\*100

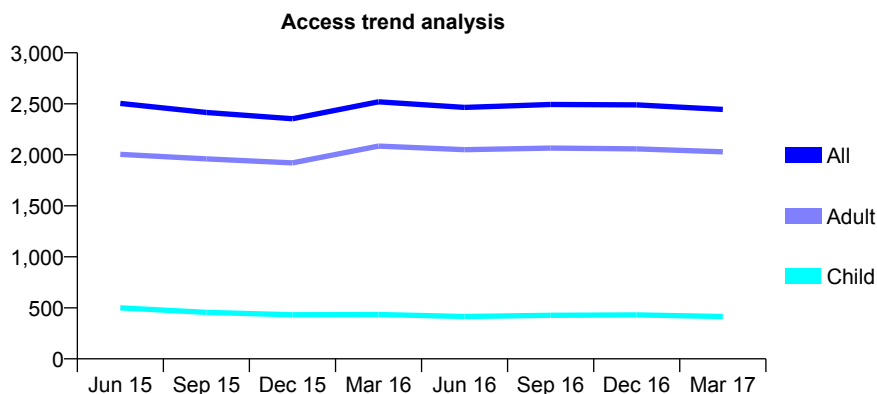
## Q54 - Vital Signs At a Glance Contract Report for 107409/0001 - Year end March 2017

Name or company name	Mr Sukhbir Singh & Mr David George Pear...
Contract type name	GDS Contract
Purpose of contract	General
Contract start date	01/12/2011
Contract end date	

16/17 Contracted general activity (UDA)	7,087
Carry forward general activity (UDA)	-24
16/17 Contracted orthodontic activity (UOA)	0
Carry forward orthodontic activity (UOA)	0
Baseline contract value	£151,795.27

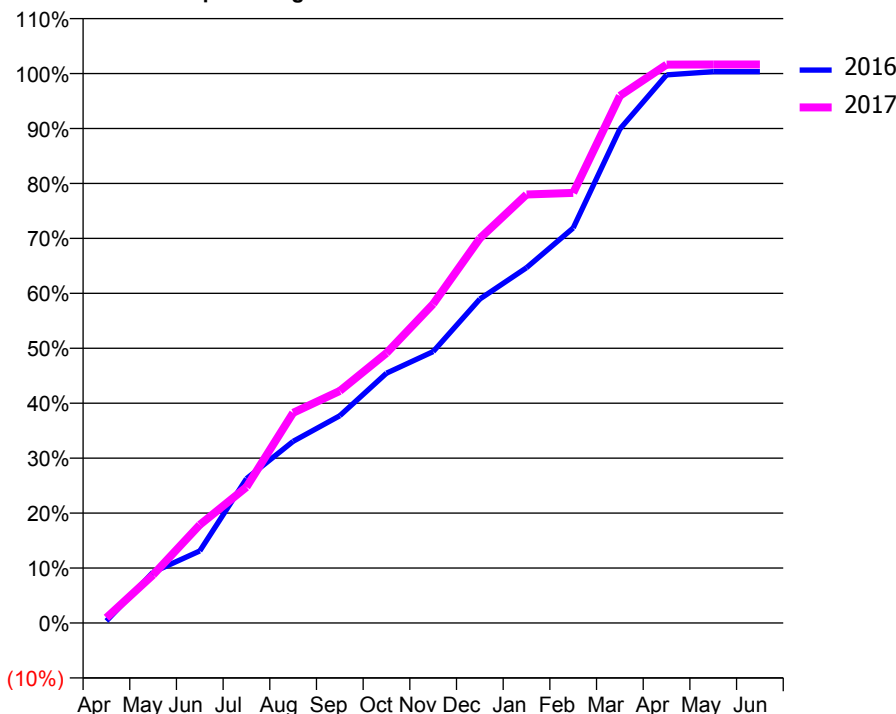
### ACCESS\*

Patients seen in 24 months	Total	Change since previous quarter
Quarter ending March 2016	2,519	
Quarter ending June 2016	2,465	↓
Quarter ending September 2016	2,493	→
Quarter ending December 2016	2,489	→
Quarter ending March 2017	2,445	↓
<b>Variance since March 2016</b>	<b>(2.9%)</b>	<b>↓</b>



### ACTIVITY

Cumulative percentage of contracted UDA delivered 2016 & 2017



Month	Adjusted Scheduled Activity (UDA)	
	2016	2017
April	27	68
May	656	621
June	930	1,266
July	1,862	1,753
August	2,343	2,711
September	2,673	2,993
October	3,221	3,482
November	3,501	4,115
December	4,179	4,961
January	4,582	5,526
February	5,094	5,547
March	6,371	6,799
April	7,069	7,202
May	7,111	7,203
June	7,111	7,203

### QUALITY

	Quantity	Base Number	Contract	AT	Region	England
% of FP17s for the same patient ID Re-attending within 3 months - Children	22	526	4.2%	10.0%	12.0%	12.3%
% of FP17s for the same patient ID Re-attending within 3 months - Adults	245	2,534	9.7%	15.4%	16.0%	16.7%
% of FP17s for the same patient ID Re-attending between 3 & 9 months - Children	194	526	36.9%	51.1%	58.8%	57.6%
% of FP17s for the same patient ID Re-attending between 3 & 9 months - Adults	989	2,534	39.0%	46.4%	51.2%	50.1%
% of FP17s for Band 1 Urgent Courses	125	2,958	4.2%	8.1%	8.0%	9.1%
% of FP17s Relating to Free Repair or Replacements	18	2,958	0.6%	0.7%	0.8%	0.8%
% of FP17s Relating to Continuations	69	2,958	2.3%	0.9%	1.2%	1.2%
% of Patients satisfied with the dentistry they have received	10	10	100.0%	92.1%	92.7%	92.8%
% of Patients satisfied with the time they had to wait for an appointment	10	10	100.0%	90.3%	89.1%	88.7%

\* This is based on patients treated on this contract for their most recent course of treatment. Figures in italics indicate the base number of FP17s or Patient Questionnaire responses are less than 100. N/A is shown where the base number of responses is less than 10 during the period. % is calculated as Quantity/Base number\*100

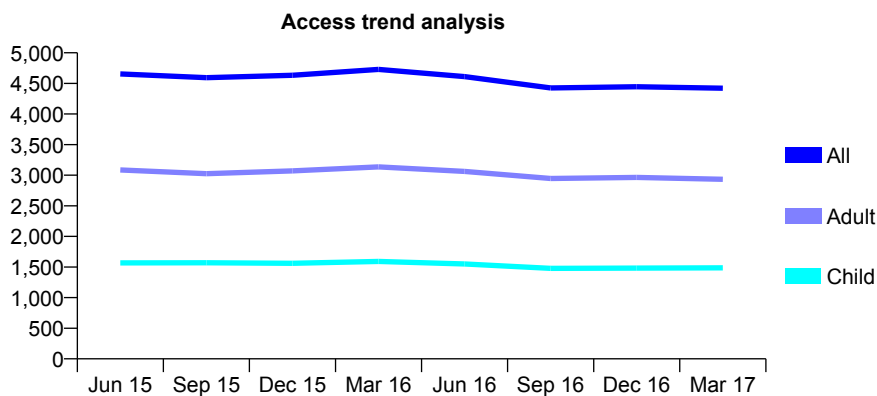
## Q54 - Vital Signs At a Glance Contract Report for 108162/0001 - Year end March 2017

Name or company name	Gupta & Gupta
Contract type name	GDS Contract
Purpose of contract	General and Orthodontic
Contract start date	01/04/2006
Contract end date	

16/17 Contracted general activity (UDA)	16,327
Carry forward general activity (UDA)	0
16/17 Contracted orthodontic activity (UOA)	337
Carry forward orthodontic activity (UOA)	0
Baseline contract value	£386,413.02

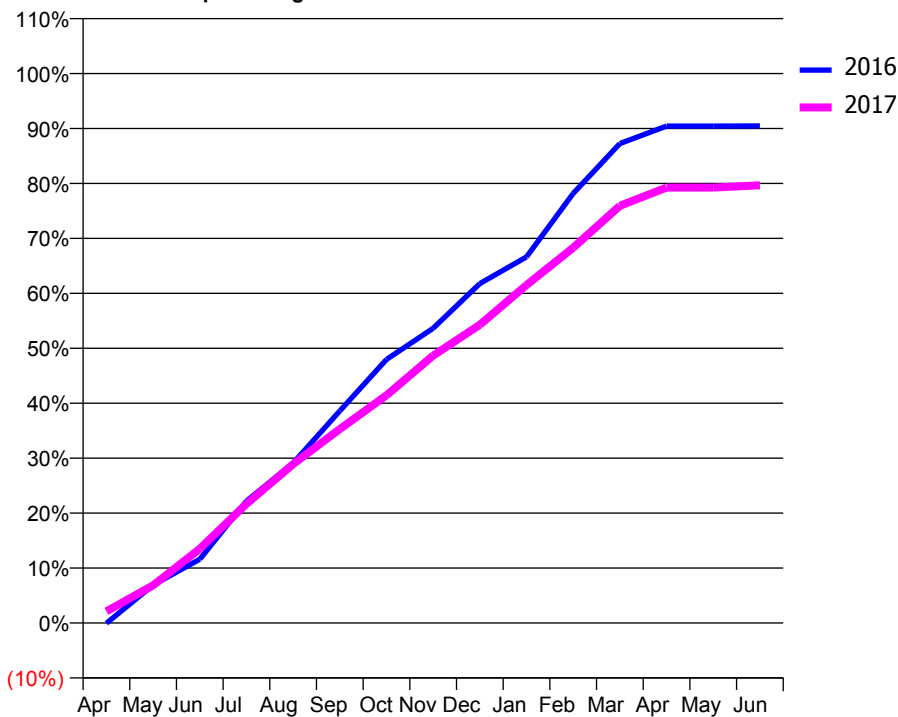
### ACCESS\*

Patients seen in 24 months	Total	Change since previous quarter
Quarter ending March 2016	4,728	
Quarter ending June 2016	4,612	↓
Quarter ending September 2016	4,425	↓
Quarter ending December 2016	4,446	→
Quarter ending March 2017	4,421	→
<b>Variance since March 2016</b>	<b>(6.5%)</b>	<b>↓</b>



### ACTIVITY

Cumulative percentage of contracted UDA delivered 2016 & 2017



Adjusted Scheduled Activity (UDA)

Month	2016	2017
April	-8	345
May	1,128	1,119
June	1,897	2,203
July	3,623	3,542
August	4,753	4,721
September	6,301	5,762
October	7,832	6,764
November	8,759	7,947
December	10,086	8,861
January	10,879	10,041
February	12,763	11,152
March	14,247	12,397
April	14,766	12,936
May	14,766	12,938
June	14,769	13,006

### QUALITY

	Quantity	Base Number	Contract	AT	Region	England
% of FP17s for the same patient ID Re-attending within 3 months - Children	220	2,171	10.1%	10.0%	12.0%	12.3%
% of FP17s for the same patient ID Re-attending within 3 months - Adults	628	3,890	16.1%	15.4%	16.0%	16.7%
% of FP17s for the same patient ID Re-attending between 3 & 9 months - Children	1,376	2,171	63.4%	51.1%	58.8%	57.6%
% of FP17s for the same patient ID Re-attending between 3 & 9 months - Adults	2,160	3,890	55.5%	46.4%	51.2%	50.1%
% of FP17s for Band 1 Urgent Courses	367	6,058	6.1%	8.1%	8.0%	9.1%
% of FP17s Relating to Free Repair or Replacements	26	6,058	0.4%	0.7%	0.8%	0.8%
% of FP17s Relating to Continuations	16	6,058	0.3%	0.9%	1.2%	1.2%
% of Patients satisfied with the dentistry they have received	4	4	N/A	92.1%	92.7%	92.8%
% of Patients satisfied with the time they had to wait for an appointment	3	4	N/A	90.3%	89.1%	88.7%

\* This is based on patients treated on this contract for their most recent course of treatment. Figures in italics indicate the base number of FP17s or Patient Questionnaire responses are less than 100. N/A is shown where the base number of responses is less than 10 during the period. % is calculated as Quantity/Base number\*100

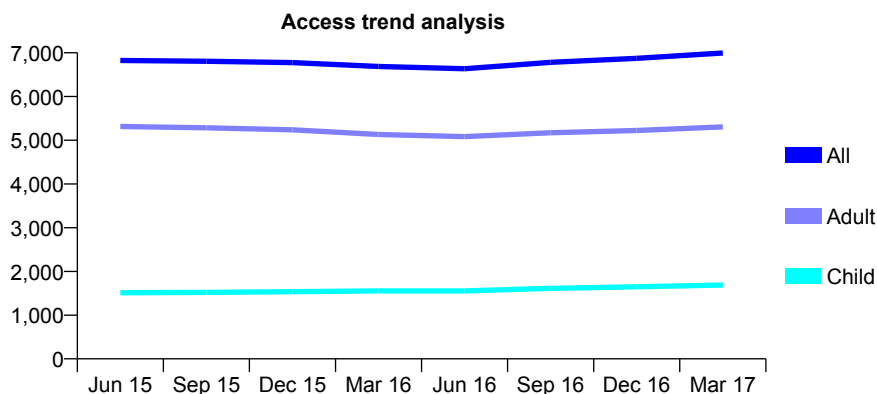
## Q54 - Vital Signs At a Glance Contract Report for 109096/0001 - Year end March 2017

Name or company name	Cottams Dental Practice
Contract type name	GDS Contract
Purpose of contract	General
Contract start date	01/04/2012
Contract end date	

16/17 Contracted general activity (UDA)	19,422
Carry forward general activity (UDA)	0
16/17 Contracted orthodontic activity (UOA)	0
Carry forward orthodontic activity (UOA)	0
Baseline contract value	£409,511.56

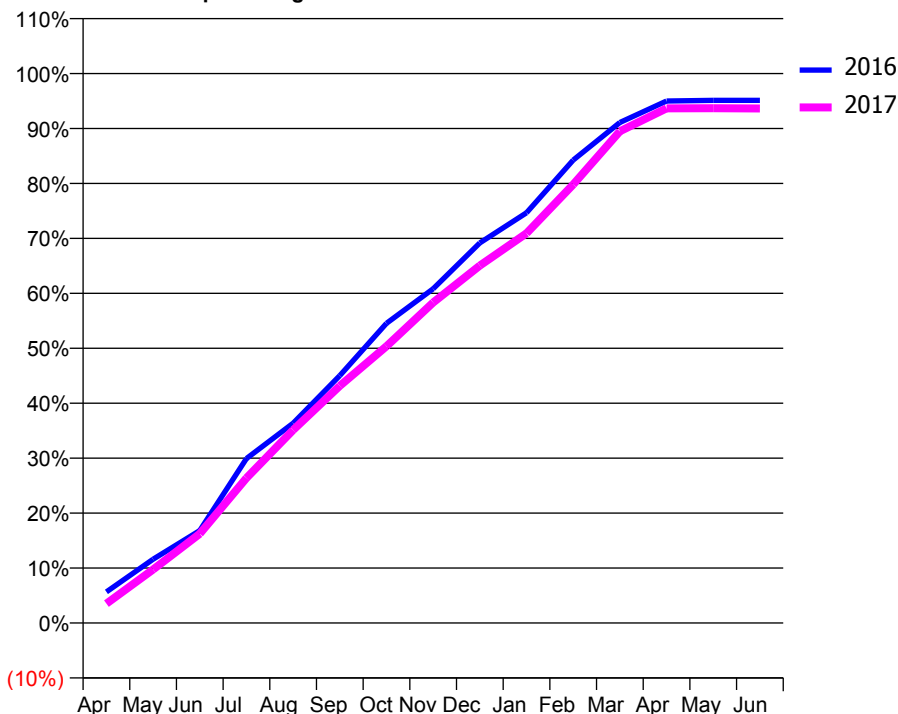
### ACCESS\*

Patients seen in 24 months	Total	Change since previous quarter
Quarter ending March 2016	6,686	
Quarter ending June 2016	6,637	→
Quarter ending September 2016	6,782	↑
Quarter ending December 2016	6,872	→
Quarter ending March 2017	6,994	→
<b>Variance since March 2016</b>	<b>4.6%</b>	<b>↑</b>



### ACTIVITY

Cumulative percentage of contracted UDA delivered 2016 & 2017



Month	Adjusted Scheduled Activity (UDA)	
	2016	2017
April	1,102	686
May	2,254	1,891
June	3,270	3,154
July	5,812	5,125
August	7,062	6,823
September	8,744	8,382
October	10,593	9,781
November	11,811	11,326
December	13,436	12,634
January	14,499	13,775
February	16,359	15,498
March	17,690	17,381
April	18,451	18,191
May	18,474	18,196
June	18,473	18,186

### QUALITY

	Quantity	Base Number	Contract	AT	Region	England
% of FP17s for the same patient ID Re-attending within 3 months - Children	141	2,525	5.6%	10.0%	12.0%	12.3%
% of FP17s for the same patient ID Re-attending within 3 months - Adults	803	6,928	11.6%	15.4%	16.0%	16.7%
% of FP17s for the same patient ID Re-attending between 3 & 9 months - Children	1,456	2,525	57.7%	51.1%	58.8%	57.6%
% of FP17s for the same patient ID Re-attending between 3 & 9 months - Adults	3,427	6,928	49.5%	46.4%	51.2%	50.1%
% of FP17s for Band 1 Urgent Courses	622	9,267	6.7%	8.1%	8.0%	9.1%
% of FP17s Relating to Free Repair or Replacements	89	9,267	1.0%	0.7%	0.8%	0.8%
% of FP17s Relating to Continuations	49	9,267	0.5%	0.9%	1.2%	1.2%
% of Patients satisfied with the dentistry they have received	9	9	N/A	92.1%	92.7%	92.8%
% of Patients satisfied with the time they had to wait for an appointment	8	9	N/A	90.3%	89.1%	88.7%

\* This is based on patients treated on this contract for their most recent course of treatment. Figures in italics indicate the base number of FP17s or Patient Questionnaire responses are less than 100. N/A is shown where the base number of responses is less than 10 during the period. % is calculated as Quantity/Base number\*100



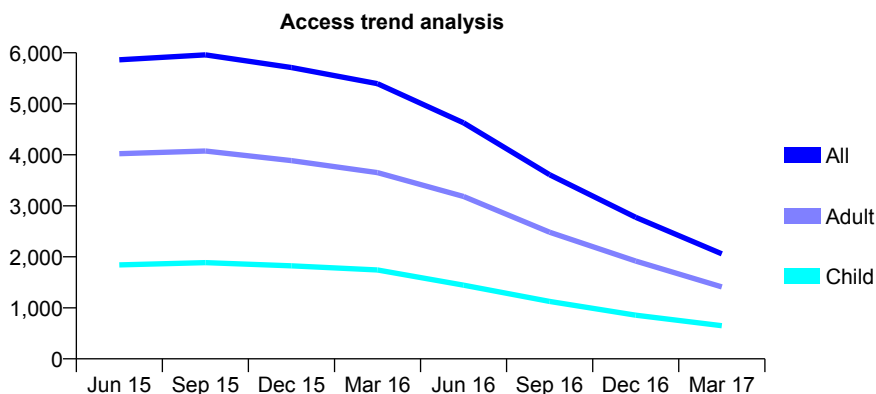
## Q54 - Vital Signs At a Glance Contract Report for 109533/0001 - Year end March 2017

Name or company name	Primecare Oral Health Services Ltd
Contract type name	PDS Plus Contract
Purpose of contract	General
Contract start date	14/02/2011
Contract end date	27/05/2016

16/17 Contracted general activity (UDA)	3,430
Carry forward general activity (UDA)	0
16/17 Contracted orthodontic activity (UOA)	0
Carry forward orthodontic activity (UOA)	0
Baseline contract value	£44,579.50

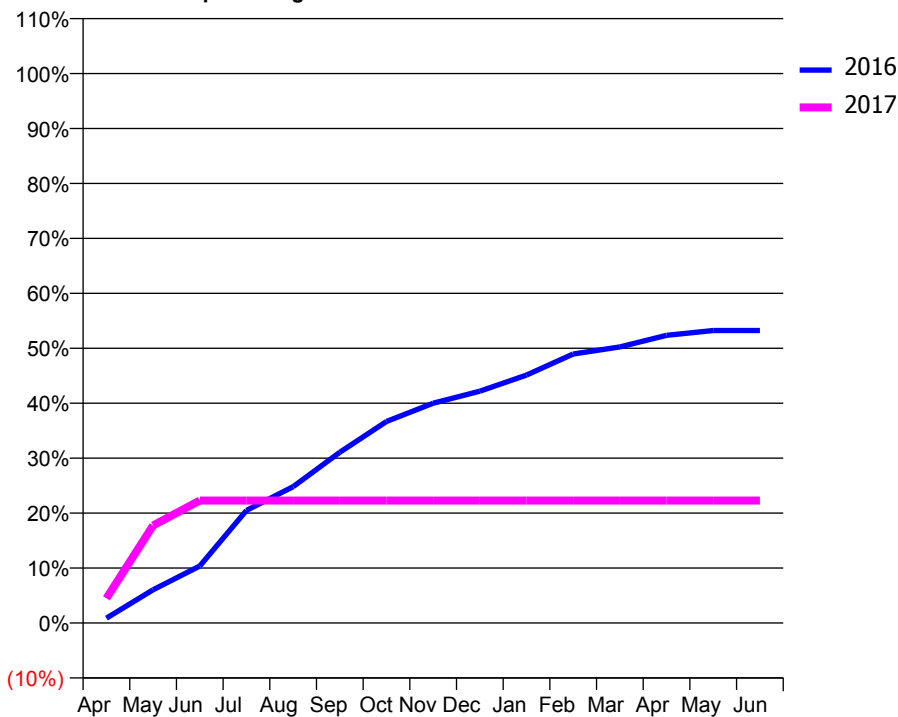
### ACCESS\*

Patients seen in 24 months	Total	Change since previous quarter
Quarter ending March 2016	5,394	
Quarter ending June 2016	4,627	↓
Quarter ending September 2016	3,608	↓
Quarter ending December 2016	2,774	↓
Quarter ending March 2017	2,060	↓
<b>Variance since March 2016</b>	<b>(61.8%)</b>	↓



### ACTIVITY

Cumulative percentage of contracted UDA delivered 2016 & 2017



Adjusted Scheduled Activity (UDA)

Month	2016	2017
April	194	155
May	1,331	609
June	2,283	765
July	4,511	765
August	5,459	765
September	6,835	765
October	8,068	765
November	8,802	765
December	9,282	765
January	9,928	765
February	10,772	765
March	11,054	765
April	11,519	765
May	11,713	765
June	11,713	765

### QUALITY

	Quantity	Base Number	Contract	AT	Region	England
% of FP17s for the same patient ID Re-attending within 3 months - Children	9	191	4.7%	10.0%	12.0%	12.3%
% of FP17s for the same patient ID Re-attending within 3 months - Adults	53	532	10.0%	15.4%	16.0%	16.7%
% of FP17s for the same patient ID Re-attending between 3 & 9 months - Children	108	191	56.5%	51.1%	58.8%	57.6%
% of FP17s for the same patient ID Re-attending between 3 & 9 months - Adults	294	532	55.3%	46.4%	51.2%	50.1%
% of FP17s for Band 1 Urgent Courses	64	379	16.9%	8.1%	8.0%	9.1%
% of FP17s Relating to Free Repair or Replacements	14	379	3.7%	0.7%	0.8%	0.8%
% of FP17s Relating to Continuations	2	379	0.5%	0.9%	1.2%	1.2%
% of Patients satisfied with the dentistry they have received	5	5	N/A	92.1%	92.7%	92.8%
% of Patients satisfied with the time they had to wait for an appointment	4	5	N/A	90.3%	89.1%	88.7%

\* This is based on patients treated on this contract for their most recent course of treatment. Figures in italics indicate the base number of FP17s or Patient Questionnaire responses are less than 100. N/A is shown where the base number of responses is less than 10 during the period. % is calculated as Quantity/Base number\*100



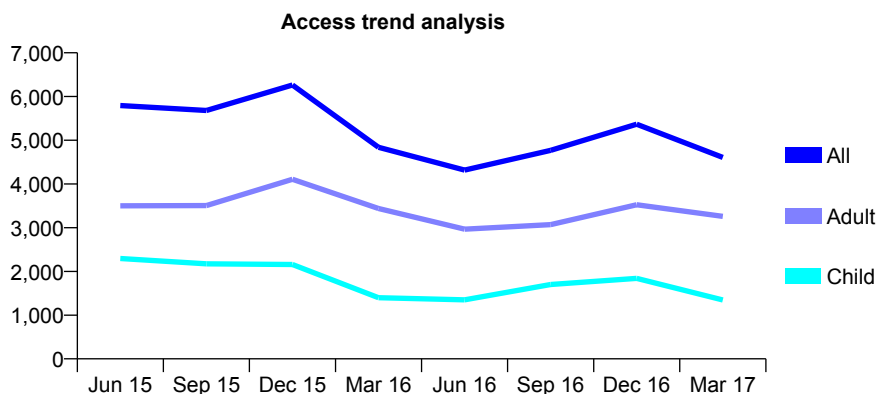
## Q54 - Vital Signs At a Glance Contract Report for 109843/0001 - Year end March 2017

Name or company name	Amit A Duggal & Gurpreet K Duggal
Contract type name	GDS Contract
Purpose of contract	General
Contract start date	01/04/2013
Contract end date	

16/17 Contracted general activity (UDA)	11,000
Carry forward general activity (UDA)	431
16/17 Contracted orthodontic activity (UOA)	0
Carry forward orthodontic activity (UOA)	0
Baseline contract value	£283,137.46

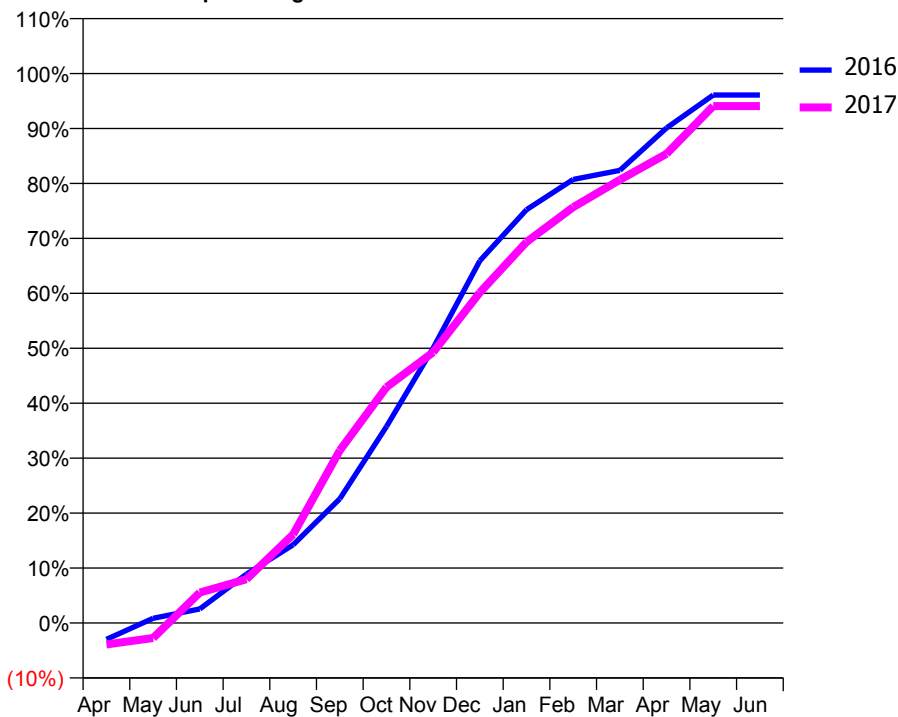
### ACCESS\*

Patients seen in 24 months	Total	Change since previous quarter
Quarter ending March 2016	4,839	
Quarter ending June 2016	4,317	↓
Quarter ending September 2016	4,769	↑
Quarter ending December 2016	5,366	↑
Quarter ending March 2017	4,606	↓
<b>Variance since March 2016</b>	<b>(4.8%)</b>	<b>↓</b>



### ACTIVITY

Cumulative percentage of contracted UDA delivered 2016 & 2017



Adjusted Scheduled Activity (UDA)

Month	2016	2017
April	-329	-430
May	96	-302
June	281	610
July	978	876
August	1,567	1,773
September	2,488	3,456
October	3,934	4,721
November	5,506	5,421
December	7,251	6,615
January	8,274	7,627
February	8,880	8,325
March	9,061	8,870
April	9,911	9,393
May	10,569	10,347
June	10,569	10,347

### QUALITY

	Quantity	Base Number	Contract	AT	Region	England
% of FP17s for the same patient ID Re-attending within 3 months - Children	52	2,282	2.3%	10.0%	12.0%	12.3%
% of FP17s for the same patient ID Re-attending within 3 months - Adults	312	3,547	8.8%	15.4%	16.0%	16.7%
% of FP17s for the same patient ID Re-attending between 3 & 9 months - Children	235	2,282	10.3%	51.1%	58.8%	57.6%
% of FP17s for the same patient ID Re-attending between 3 & 9 months - Adults	633	3,547	17.8%	46.4%	51.2%	50.1%
% of FP17s for Band 1 Urgent Courses	275	5,911	4.7%	8.1%	8.0%	9.1%
% of FP17s Relating to Free Repair or Replacements	55	5,911	0.9%	0.7%	0.8%	0.8%
% of FP17s Relating to Continuations	30	5,911	0.5%	0.9%	1.2%	1.2%
% of Patients satisfied with the dentistry they have received	4	5	N/A	92.1%	92.7%	92.8%
% of Patients satisfied with the time they had to wait for an appointment	4	5	N/A	90.3%	89.1%	88.7%

\* This is based on patients treated on this contract for their most recent course of treatment. Figures in italics indicate the base number of FP17s or Patient Questionnaire responses are less than 100. N/A is shown where the base number of responses is less than 10 during the period. % is calculated as Quantity/Base number\*100

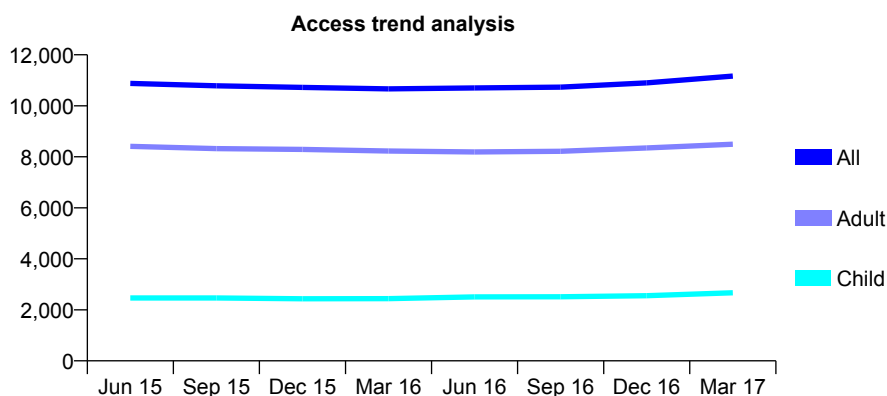
## Q54 - Vital Signs At a Glance Contract Report for 110272/0001 - Year end March 2017

Name or company name	Miss R. Sharma
Contract type name	Pilot Contract
Purpose of contract	General and Orthodontic
Contract start date	01/04/2010
Contract end date	

16/17 Contracted general activity (UDA)	33,454
Carry forward general activity (UDA)	0
16/17 Contracted orthodontic activity (UOA)	1,250
Carry forward orthodontic activity (UOA)	-25
Baseline contract value	£862,899.43

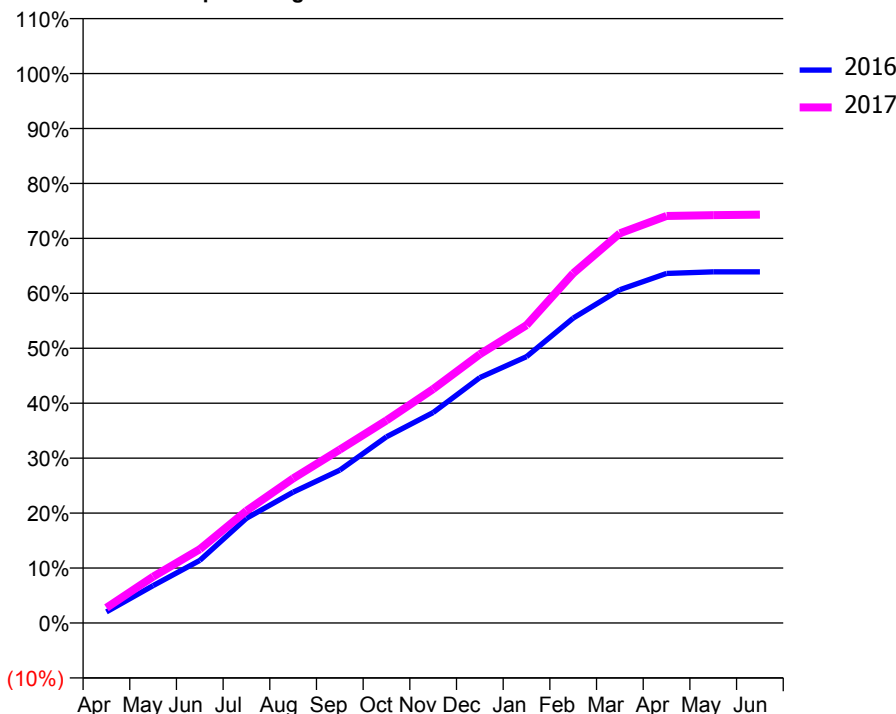
### ACCESS\*

Patients seen in 24 months	Total	Change since previous quarter
Quarter ending March 2016	10,666	
Quarter ending June 2016	10,700	→
Quarter ending September 2016	10,731	→
Quarter ending December 2016	10,901	→
Quarter ending March 2017	11,165	↑
<b>Variance since March 2016</b>	<b>4.7%</b>	<b>↑</b>



### ACTIVITY

Cumulative percentage of contracted UDA delivered 2016 & 2017



Adjusted Scheduled Activity (UDA)

Month	2016	2017
April	679	931
May	2,274	2,823
June	3,815	4,492
July	6,378	6,828
August	7,969	8,803
September	9,308	10,559
October	11,334	12,333
November	12,812	14,241
December	14,941	16,366
January	16,214	18,134
February	18,561	21,290
March	20,288	23,727
April	21,280	24,778
May	21,376	24,826
June	21,382	24,862

### QUALITY

	Quantity	Base Number	Contract	AT	Region	England
% of FP17s for the same patient ID Re-attending within 3 months - Children	305	3,923	7.8%	10.0%	12.0%	12.3%
% of FP17s for the same patient ID Re-attending within 3 months - Adults	1,921	11,166	17.2%	15.4%	16.0%	16.7%
% of FP17s for the same patient ID Re-attending between 3 & 9 months - Children	1,972	3,923	50.3%	51.1%	58.8%	57.6%
% of FP17s for the same patient ID Re-attending between 3 & 9 months - Adults	4,497	11,166	40.3%	46.4%	51.2%	50.1%
% of FP17s for Band 1 Urgent Courses	1,042	13,961	7.5%	8.1%	8.0%	9.1%
% of FP17s Relating to Free Repair or Replacements	181	13,961	1.3%	0.7%	0.8%	0.8%
% of FP17s Relating to Continuations	128	13,961	0.9%	0.9%	1.2%	1.2%
% of Patients satisfied with the dentistry they have received	12	13	92.3%	92.1%	92.7%	92.8%
% of Patients satisfied with the time they had to wait for an appointment	12	13	92.3%	90.3%	89.1%	88.7%

\* This is based on patients treated on this contract for their most recent course of treatment. Figures in italics indicate the base number of FP17s or Patient Questionnaire responses are less than 100. N/A is shown where the base number of responses is less than 10 during the period. % is calculated as Quantity/Base number\*100

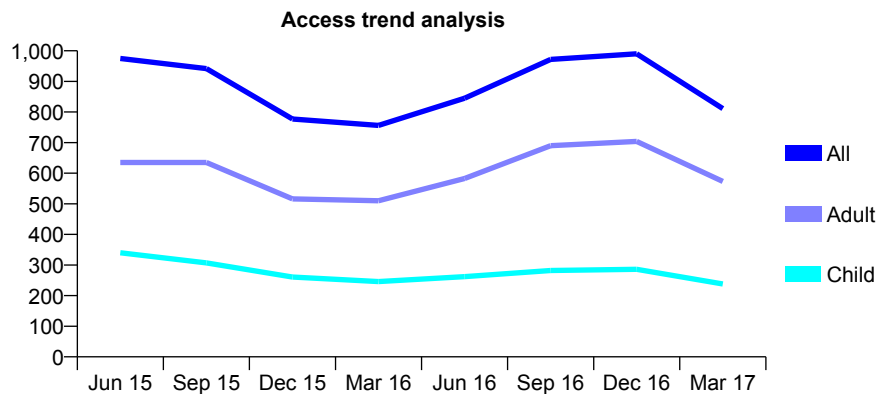
## Q54 - Vital Signs At a Glance Contract Report for 114421/0001 - Year end March 2017

Name or company name	Hanji and Goel Partnership t/a Waterloo De
Contract type name	GDS Contract
Purpose of contract	General
Contract start date	01/09/2014
Contract end date	

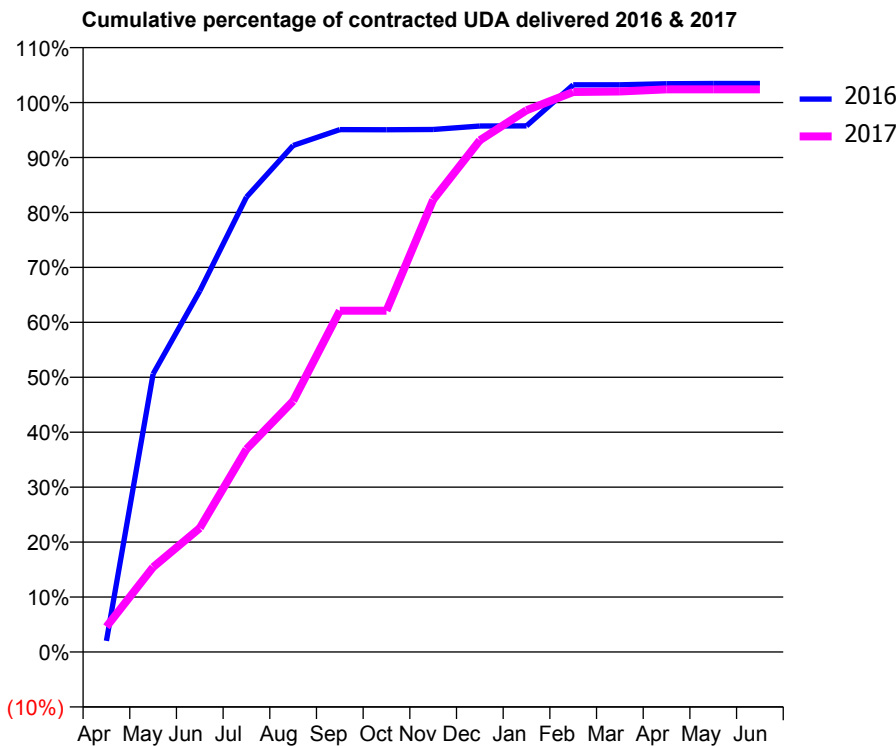
16/17 Contracted general activity (UDA)	3,078
Carry forward general activity (UDA)	-62
16/17 Contracted orthodontic activity (UOA)	0
Carry forward orthodontic activity (UOA)	0
Baseline contract value	£86,913.28

### ACCESS\*

Patients seen in 24 months	Total	Change since previous quarter
Quarter ending March 2016	756	
Quarter ending June 2016	845	↑
Quarter ending September 2016	972	↑
Quarter ending December 2016	990	→
Quarter ending March 2017	811	↓
<b>Variance since March 2016</b>	<b>7.3%</b>	<b>↑</b>



### ACTIVITY



Month	Adjusted Scheduled Activity (UDA)	
	2016	2017
April	62	141
May	1,557	475
June	2,022	695
July	2,548	1,136
August	2,837	1,406
September	2,926	1,912
October	2,925	1,912
November	2,927	2,533
December	2,946	2,866
January	2,947	3,034
February	3,177	3,137
March	3,177	3,140
April	3,183	3,152
May	3,184	3,152
June	3,184	3,152

### QUALITY

	Quantity	Base Number	Contract	AT	Region	England
% of FP17s for the same patient ID Re-attending within 3 months - Children	19	252	7.5%	10.0%	12.0%	12.3%
% of FP17s for the same patient ID Re-attending within 3 months - Adults	106	661	16.0%	15.4%	16.0%	16.7%
% of FP17s for the same patient ID Re-attending between 3 & 9 months - Children	17	252	6.7%	51.1%	58.8%	57.6%
% of FP17s for the same patient ID Re-attending between 3 & 9 months - Adults	64	661	9.7%	46.4%	51.2%	50.1%
% of FP17s for Band 1 Urgent Courses	279	911	30.6%	8.1%	8.0%	9.1%
% of FP17s Relating to Free Repair or Replacements	5	911	0.5%	0.7%	0.8%	0.8%
% of FP17s Relating to Continuations	0	911	0.0%	0.9%	1.2%	1.2%
% of Patients satisfied with the dentistry they have received	2	2	N/A	92.1%	92.7%	92.8%
% of Patients satisfied with the time they had to wait for an appointment	1	2	N/A	90.3%	89.1%	88.7%

\* This is based on patients treated on this contract for their most recent course of treatment. Figures in italics indicate the base number of FP17s or Patient Questionnaire responses are less than 100. N/A is shown where the base number of responses is less than 10 during the period. % is calculated as Quantity/Base number\*100

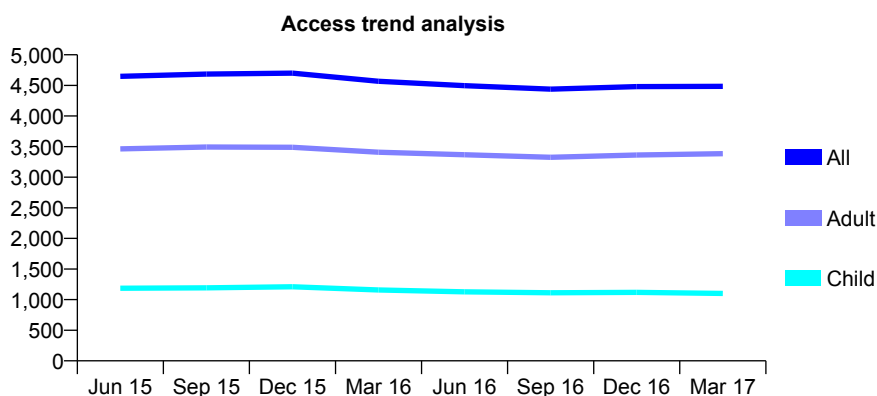
## Q54 - Vital Signs At a Glance Contract Report for 114634/0001 - Year end March 2017

Name or company name	Addison/Addison GDS contract partnership
Contract type name	GDS Contract
Purpose of contract	General
Contract start date	01/04/2012
Contract end date	

16/17 Contracted general activity (UDA)	11,547
Carry forward general activity (UDA)	-204
16/17 Contracted orthodontic activity (UOA)	0
Carry forward orthodontic activity (UOA)	0
Baseline contract value	£288,001.09

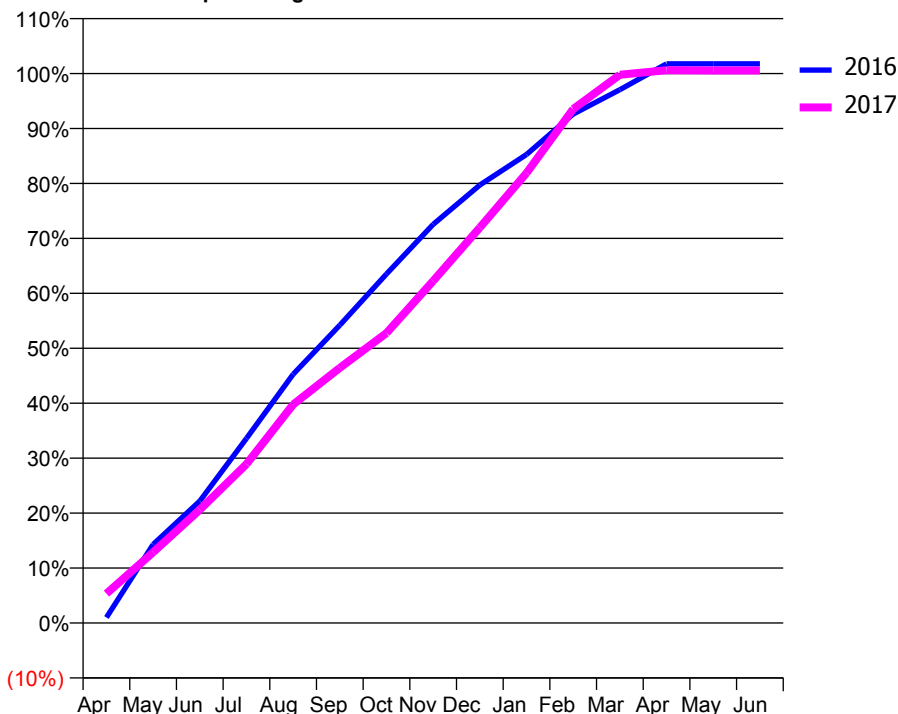
### ACCESS\*

Patients seen in 24 months	Total	Change since previous quarter
Quarter ending March 2016	4,567	
Quarter ending June 2016	4,496	↓
Quarter ending September 2016	4,439	↓
Quarter ending December 2016	4,480	→
Quarter ending March 2017	4,485	→
<b>Variance since March 2016</b>	<b>(1.8%)</b>	<b>↓</b>



### ACTIVITY

Cumulative percentage of contracted UDA delivered 2016 & 2017



Adjusted Scheduled Activity (UDA)

Month	2016	2017
April	115	617
May	1,651	1,486
June	2,563	2,381
July	3,880	3,340
August	5,228	4,591
September	6,258	5,361
October	7,335	6,093
November	8,378	7,190
December	9,204	8,308
January	9,845	9,456
February	10,693	10,801
March	11,208	11,522
April	11,750	11,615
May	11,750	11,612
June	11,751	11,612

### QUALITY

	Quantity	Base Number	Contract	AT	Region	England
% of FP17s for the same patient ID Re-attending within 3 months - Children	79	1,871	4.2%	10.0%	12.0%	12.3%
% of FP17s for the same patient ID Re-attending within 3 months - Adults	587	5,154	11.4%	15.4%	16.0%	16.7%
% of FP17s for the same patient ID Re-attending between 3 & 9 months - Children	1,250	1,871	66.8%	51.1%	58.8%	57.6%
% of FP17s for the same patient ID Re-attending between 3 & 9 months - Adults	3,023	5,154	58.7%	46.4%	51.2%	50.1%
% of FP17s for Band 1 Urgent Courses	288	6,771	4.3%	8.1%	8.0%	9.1%
% of FP17s Relating to Free Repair or Replacements	7	6,771	0.1%	0.7%	0.8%	0.8%
% of FP17s Relating to Continuations	92	6,771	1.4%	0.9%	1.2%	1.2%
% of Patients satisfied with the dentistry they have received	6	7	N/A	92.1%	92.7%	92.8%
% of Patients satisfied with the time they had to wait for an appointment	6	7	N/A	90.3%	89.1%	88.7%

\* This is based on patients treated on this contract for their most recent course of treatment. Figures in italics indicate the base number of FP17s or Patient Questionnaire responses are less than 100. N/A is shown where the base number of responses is less than 10 during the period. % is calculated as Quantity/Base number\*100

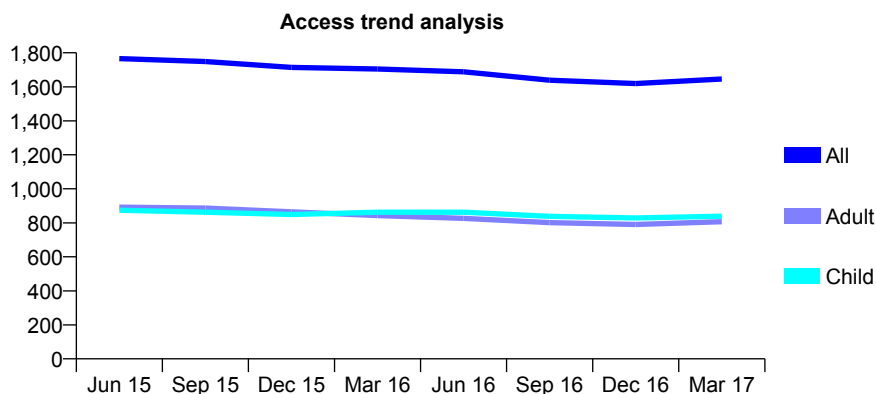
## Q54 - Vital Signs At a Glance Contract Report for 116343/0001 - Year end March 2017

Name or company name	The Dental Surgery
Contract type name	GDS Contract
Purpose of contract	General
Contract start date	22/12/2010
Contract end date	

16/17 Contracted general activity (UDA)	6,221
Carry forward general activity (UDA)	-49
16/17 Contracted orthodontic activity (UOA)	0
Carry forward orthodontic activity (UOA)	0
Baseline contract value	£163,390.43

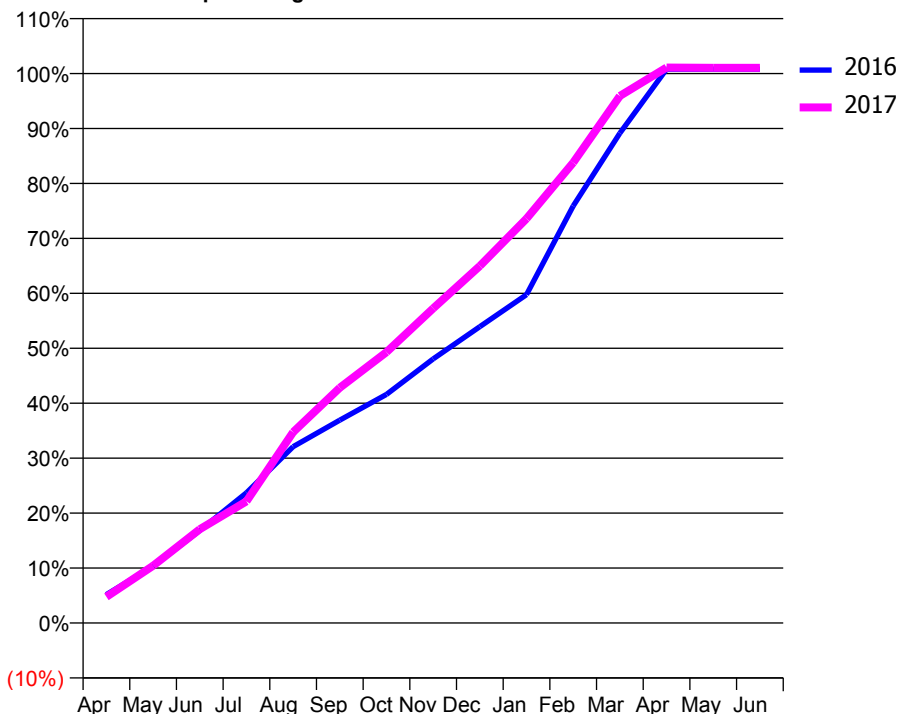
### ACCESS\*

Patients seen in 24 months	Total	Change since previous quarter
Quarter ending March 2016	1,705	
Quarter ending June 2016	1,688	→
Quarter ending September 2016	1,639	↓
Quarter ending December 2016	1,619	↓
Quarter ending March 2017	1,646	→
<b>Variance since March 2016</b>	<b>(3.5%)</b>	<b>↓</b>



### ACTIVITY

Cumulative percentage of contracted UDA delivered 2016 & 2017



Month	Adjusted Scheduled Activity (UDA)	
	2016	2017
April	323	297
May	644	648
June	1,049	1,062
July	1,474	1,378
August	1,997	2,162
September	2,296	2,663
October	2,588	3,067
November	2,991	3,562
December	3,355	4,041
January	3,717	4,578
February	4,721	5,212
March	5,546	5,967
April	6,270	6,289
May	6,270	6,286
June	6,270	6,286

### QUALITY

	Quantity	Base Number	Contract	AT	Region	England
% of FP17s for the same patient ID Re-attending within 3 months - Children	96	1,704	5.6%	10.0%	12.0%	12.3%
% of FP17s for the same patient ID Re-attending within 3 months - Adults	222	1,323	16.8%	15.4%	16.0%	16.7%
% of FP17s for the same patient ID Re-attending between 3 & 9 months - Children	1,242	1,704	72.9%	51.1%	58.8%	57.6%
% of FP17s for the same patient ID Re-attending between 3 & 9 months - Adults	754	1,323	57.0%	46.4%	51.2%	50.1%
% of FP17s for Band 1 Urgent Courses	105	2,871	3.7%	8.1%	8.0%	9.1%
% of FP17s Relating to Free Repair or Replacements	0	2,871	0.0%	0.7%	0.8%	0.8%
% of FP17s Relating to Continuations	9	2,871	0.3%	0.9%	1.2%	1.2%
% of Patients satisfied with the dentistry they have received	0	0	N/A	92.1%	92.7%	92.8%
% of Patients satisfied with the time they had to wait for an appointment	0	0	N/A	90.3%	89.1%	88.7%

\* This is based on patients treated on this contract for their most recent course of treatment. Figures in italics indicate the base number of FP17s or Patient Questionnaire responses are less than 100. N/A is shown where the base number of responses is less than 10 during the period. % is calculated as Quantity/Base number\*100

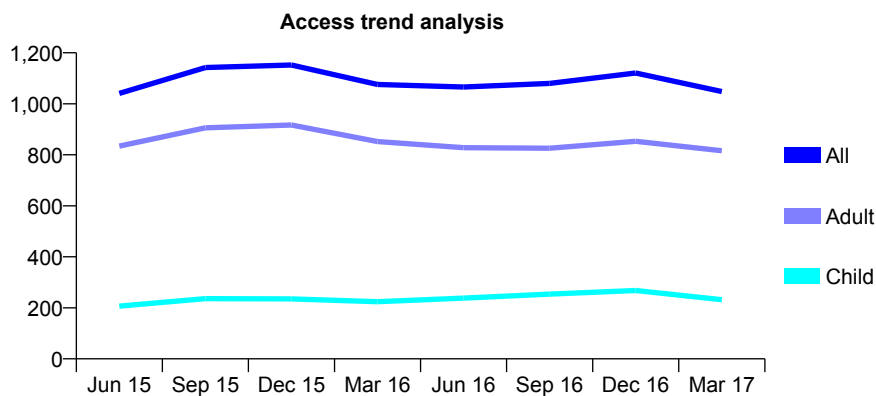
## Q54 - Vital Signs At a Glance Contract Report for 116351/0001 - Year end March 2017

Name or company name	Hillary Street Dental Practice
Contract type name	GDS Contract
Purpose of contract	General
Contract start date	01/04/2011
Contract end date	

16/17 Contracted general activity (UDA)	3,560
Carry forward general activity (UDA)	-39
16/17 Contracted orthodontic activity (UOA)	0
Carry forward orthodontic activity (UOA)	0
Baseline contract value	£83,928.14

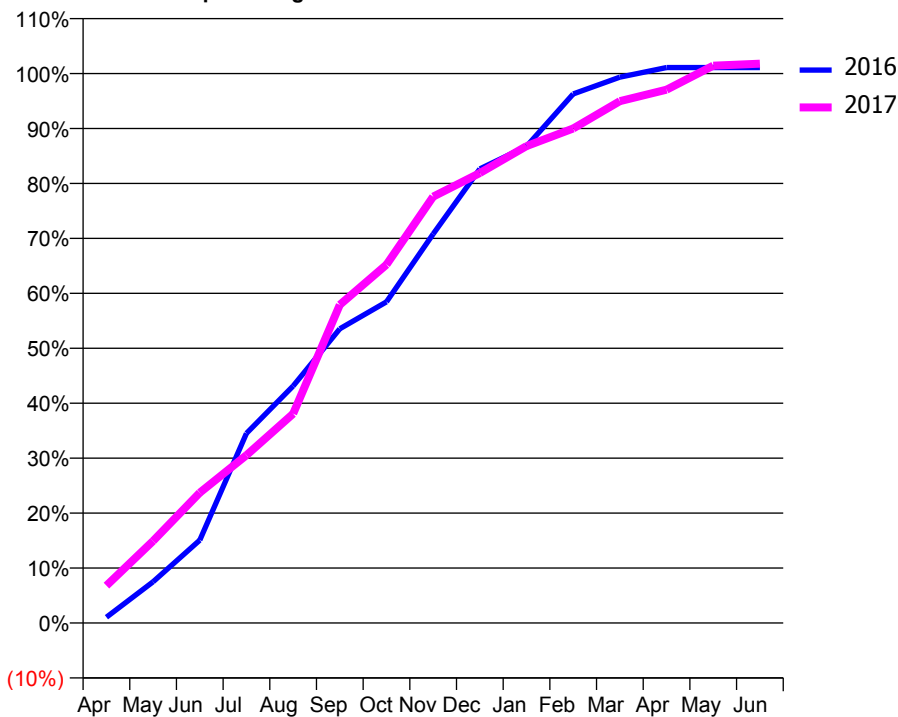
### ACCESS\*

Patients seen in 24 months	Total	Change since previous quarter
Quarter ending March 2016	1,076	
Quarter ending June 2016	1,066	→
Quarter ending September 2016	1,080	→
Quarter ending December 2016	1,121	↑
Quarter ending March 2017	1,048	↓
<b>Variance since March 2016</b>	<b>(2.6%)</b>	<b>↓</b>



### ACTIVITY

Cumulative percentage of contracted UDA delivered 2016 & 2017



Adjusted Scheduled Activity (UDA)

Month	2016	2017
April	38	242
May	267	532
June	537	844
July	1,229	1,087
August	1,536	1,356
September	1,906	2,061
October	2,081	2,322
November	2,521	2,762
December	2,942	2,916
January	3,088	3,090
February	3,428	3,204
March	3,536	3,381
April	3,599	3,456
May	3,599	3,611
June	3,599	3,624

### QUALITY

	Quantity	Base Number	Contract	AT	Region	England
% of FP17s for the same patient ID Re-attending within 3 months - Children	15	274	5.5%	10.0%	12.0%	12.3%
% of FP17s for the same patient ID Re-attending within 3 months - Adults	87	797	10.9%	15.4%	16.0%	16.7%
% of FP17s for the same patient ID Re-attending between 3 & 9 months - Children	46	274	16.8%	51.1%	58.8%	57.6%
% of FP17s for the same patient ID Re-attending between 3 & 9 months - Adults	164	797	20.6%	46.4%	51.2%	50.1%
% of FP17s for Band 1 Urgent Courses	154	1,139	13.5%	8.1%	8.0%	9.1%
% of FP17s Relating to Free Repair or Replacements	6	1,139	0.5%	0.7%	0.8%	0.8%
% of FP17s Relating to Continuations	22	1,139	1.9%	0.9%	1.2%	1.2%
% of Patients satisfied with the dentistry they have received	0	1	N/A	92.1%	92.7%	92.8%
% of Patients satisfied with the time they had to wait for an appointment	1	1	N/A	90.3%	89.1%	88.7%

\* This is based on patients treated on this contract for their most recent course of treatment. Figures in italics indicate the base number of FP17s or Patient Questionnaire responses are less than 100. N/A is shown where the base number of responses is less than 10 during the period. % is calculated as Quantity/Base number\*100

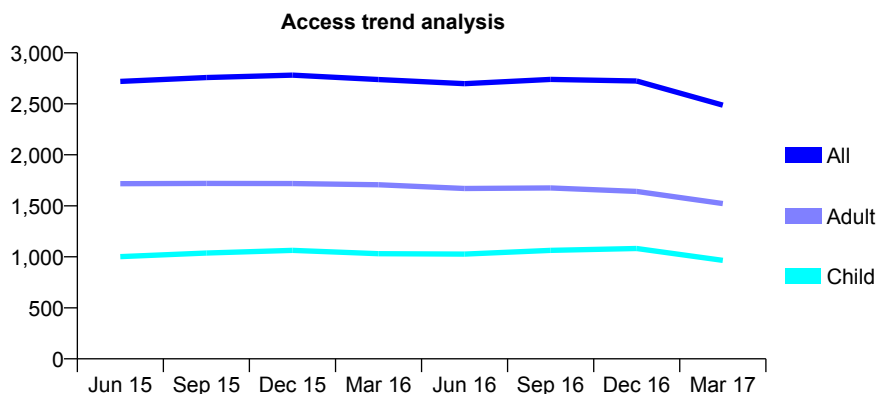
## Q54 - Vital Signs At a Glance Contract Report for 116661/0001 - Year end March 2017

Name or company name	Springfield Dental Practice
Contract type name	GDS Contract
Purpose of contract	General
Contract start date	01/01/2009
Contract end date	

16/17 Contracted general activity (UDA)	8,176
Carry forward general activity (UDA)	73
16/17 Contracted orthodontic activity (UOA)	0
Carry forward orthodontic activity (UOA)	0
Baseline contract value	£166,152.70

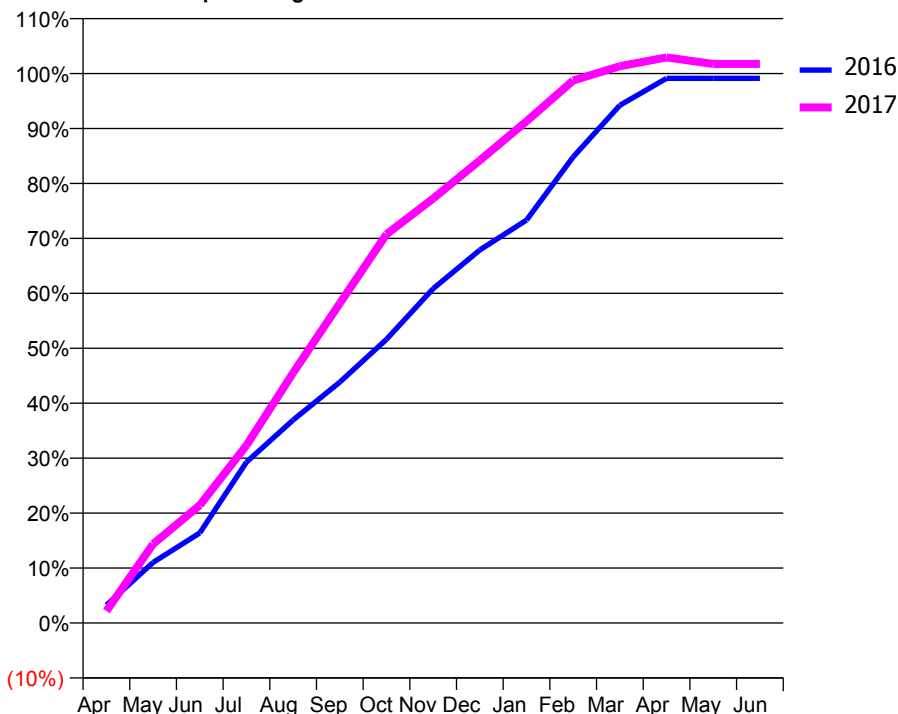
### ACCESS\*

Patients seen in 24 months	Total	Change since previous quarter
Quarter ending March 2016	2,738	
Quarter ending June 2016	2,697	↓
Quarter ending September 2016	2,739	→
Quarter ending December 2016	2,723	→
Quarter ending March 2017	2,487	↓
<b>Variance since March 2016</b>	<b>(9.2%)</b>	<b>↓</b>



### ACTIVITY

Cumulative percentage of contracted UDA delivered 2016 & 2017



Adjusted Scheduled Activity (UDA)

Month	2016	2017
April	267	179
May	902	1,176
June	1,341	1,752
July	2,393	2,643
August	3,021	3,722
September	3,584	4,757
October	4,222	5,785
November	4,976	6,316
December	5,550	6,884
January	5,994	7,464
February	6,935	8,072
March	7,704	8,285
April	8,103	8,416
May	8,103	8,319
June	8,103	8,319

### QUALITY

	Quantity	Base Number	Contract	AT	Region	England
% of FP17s for the same patient ID Re-attending within 3 months - Children	75	1,153	6.5%	10.0%	12.0%	12.3%
% of FP17s for the same patient ID Re-attending within 3 months - Adults	262	1,696	15.4%	15.4%	16.0%	16.7%
% of FP17s for the same patient ID Re-attending between 3 & 9 months - Children	431	1,153	37.4%	51.1%	58.8%	57.6%
% of FP17s for the same patient ID Re-attending between 3 & 9 months - Adults	649	1,696	38.3%	46.4%	51.2%	50.1%
% of FP17s for Band 1 Urgent Courses	170	2,723	6.2%	8.1%	8.0%	9.1%
% of FP17s Relating to Free Repair or Replacements	10	2,723	0.4%	0.7%	0.8%	0.8%
% of FP17s Relating to Continuations	38	2,723	1.4%	0.9%	1.2%	1.2%
% of Patients satisfied with the dentistry they have received	1	1	N/A	92.1%	92.7%	92.8%
% of Patients satisfied with the time they had to wait for an appointment	0	1	N/A	90.3%	89.1%	88.7%

\* This is based on patients treated on this contract for their most recent course of treatment. Figures in italics indicate the base number of FP17s or Patient Questionnaire responses are less than 100. N/A is shown where the base number of responses is less than 10 during the period. % is calculated as Quantity/Base number\*100



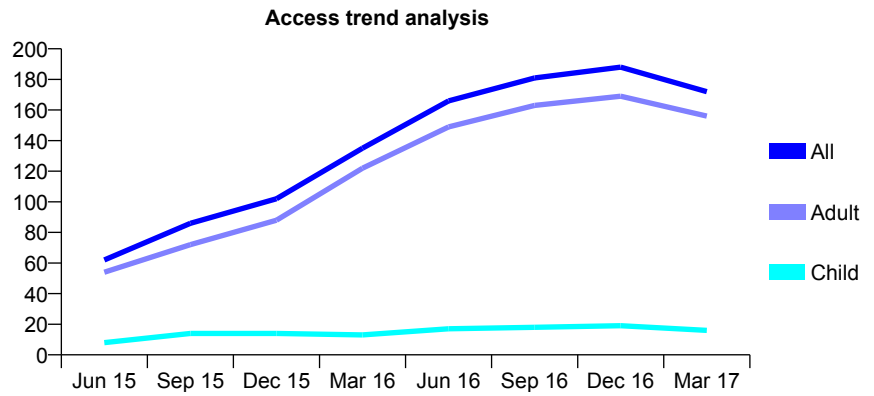
## Q54 - Vital Signs At a Glance Contract Report for 119725/0001 - Year end March 2017

Name or company name	BCHC - Walsall Out of Hours
Contract type name	PDS Contract
Purpose of contract	General
Contract start date	01/10/2014
Contract end date	30/09/2024

16/17 Contracted general activity (UDA)	456
Carry forward general activity (UDA)	0
16/17 Contracted orthodontic activity (UOA)	0
Carry forward orthodontic activity (UOA)	0
Baseline contract value	£0.00

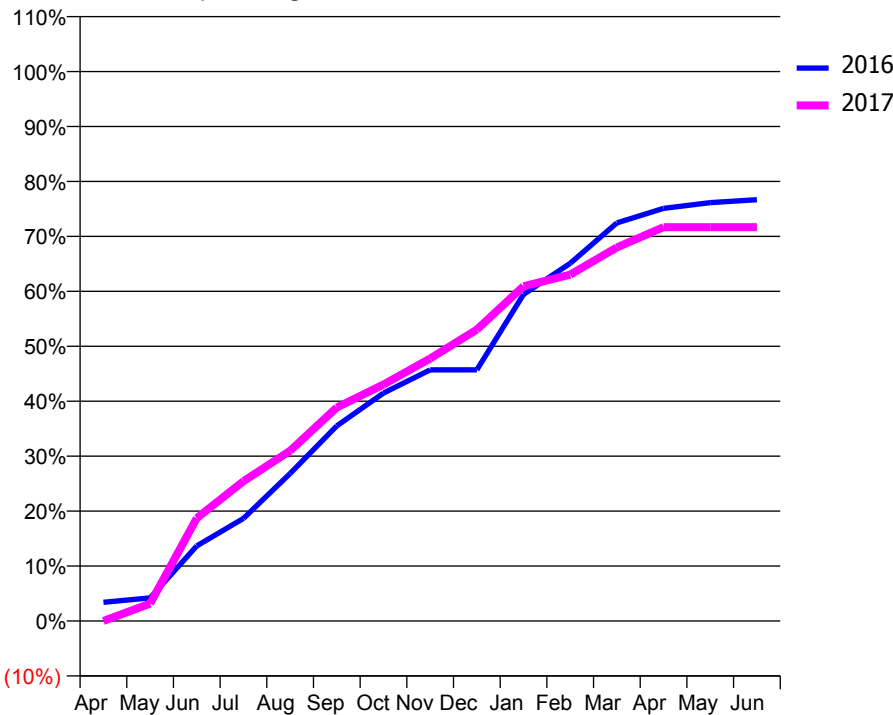
### ACCESS\*

Patients seen in 24 months	Total	Change since previous quarter
Quarter ending March 2016	135	
Quarter ending June 2016	166	↑
Quarter ending September 2016	181	↑
Quarter ending December 2016	188	↑
Quarter ending March 2017	172	↓
<b>Variance since March 2016</b>	<b>27.4%</b>	<b>↑</b>



### ACTIVITY

Cumulative percentage of contracted UDA delivered 2016 & 2017



Month	Adjusted Scheduled Activity (UDA)	
	2016	2017
April	16	0
May	19	14
June	62	85
July	85	116
August	122	141
September	162	177
October	189	196
November	208	218
December	208	242
January	271	278
February	297	287
March	330	310
April	342	327
May	347	327
June	350	327

### QUALITY

	Quantity	Base Number	Contract	AT	Region	England
% of FP17s for the same patient ID Re-attending within 3 months - Children	0	47	0.0%	10.0%	12.0%	12.3%
% of FP17s for the same patient ID Re-attending within 3 months - Adults	0	249	0.0%	15.4%	16.0%	16.7%
% of FP17s for the same patient ID Re-attending between 3 & 9 months - Children	0	47	0.0%	51.1%	58.8%	57.6%
% of FP17s for the same patient ID Re-attending between 3 & 9 months - Adults	0	249	0.0%	46.4%	51.2%	50.1%
% of FP17s for Band 1 Urgent Courses	264	270	97.8%	8.1%	8.0%	9.1%
% of FP17s Relating to Free Repair or Replacements	0	270	0.0%	0.7%	0.8%	0.8%
% of FP17s Relating to Continuations	0	270	0.0%	0.9%	1.2%	1.2%
% of Patients satisfied with the dentistry they have received	0	0	N/A	92.1%	92.7%	92.8%
% of Patients satisfied with the time they had to wait for an appointment	0	0	N/A	90.3%	89.1%	88.7%

\* This is based on patients treated on this contract for their most recent course of treatment. Figures in italics indicate the base number of FP17s or Patient Questionnaire responses are less than 100. N/A is shown where the base number of responses is less than 10 during the period. % is calculated as Quantity/Base number\*100



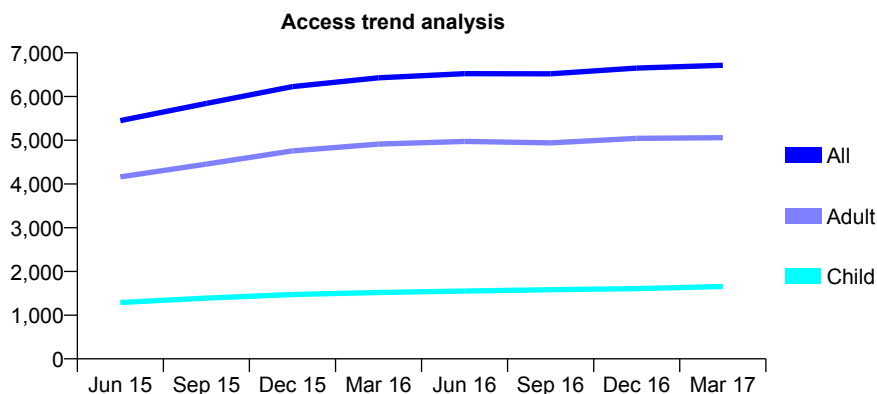
## Q54 - Vital Signs At a Glance Contract Report for 120707/0001 - Year end March 2017

Name or company name	Kings Norton Dental Practice
Contract type name	GDS Contract
Purpose of contract	General
Contract start date	28/06/2013
Contract end date	

16/17 Contracted general activity (UDA)	18,339
Carry forward general activity (UDA)	-54
16/17 Contracted orthodontic activity (UOA)	0
Carry forward orthodontic activity (UOA)	0
Baseline contract value	£455,686.64

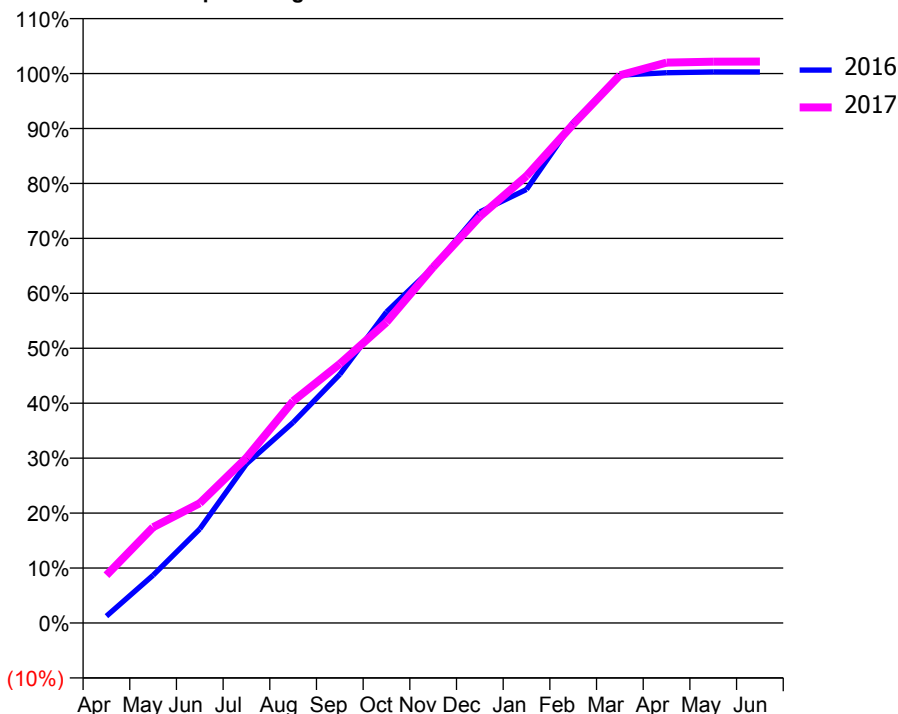
### ACCESS\*

Patients seen in 24 months	Total	Change since previous quarter
Quarter ending March 2016	6,429	
Quarter ending June 2016	6,524	→
Quarter ending September 2016	6,520	→
Quarter ending December 2016	6,650	→
Quarter ending March 2017	6,714	→
<b>Variance since March 2016</b>	<b>4.4%</b>	<b>↑</b>



### ACTIVITY

Cumulative percentage of contracted UDA delivered 2016 & 2017



Month	Adjusted Scheduled Activity (UDA)	
	2016	2017
April	230	1,593
May	1,595	3,197
June	3,139	4,000
July	5,312	5,515
August	6,694	7,406
September	8,296	8,647
October	10,382	10,038
November	11,876	11,875
December	13,720	13,565
January	14,469	14,919
February	16,715	16,644
March	18,283	18,278
April	18,364	18,705
May	18,393	18,736
June	18,393	18,738

### QUALITY

	Quantity	Base Number	Contract	AT	Region	England
% of FP17s for the same patient ID Re-attending within 3 months - Children	159	2,118	7.5%	10.0%	12.0%	12.3%
% of FP17s for the same patient ID Re-attending within 3 months - Adults	804	6,337	12.7%	15.4%	16.0%	16.7%
% of FP17s for the same patient ID Re-attending between 3 & 9 months - Children	1,069	2,118	50.5%	51.1%	58.8%	57.6%
% of FP17s for the same patient ID Re-attending between 3 & 9 months - Adults	3,214	6,337	50.7%	46.4%	51.2%	50.1%
% of FP17s for Band 1 Urgent Courses	604	8,631	7.0%	8.1%	8.0%	9.1%
% of FP17s Relating to Free Repair or Replacements	77	8,631	0.9%	0.7%	0.8%	0.8%
% of FP17s Relating to Continuations	139	8,631	1.6%	0.9%	1.2%	1.2%
% of Patients satisfied with the dentistry they have received	6	7	N/A	92.1%	92.7%	92.8%
% of Patients satisfied with the time they had to wait for an appointment	6	7	N/A	90.3%	89.1%	88.7%

\* This is based on patients treated on this contract for their most recent course of treatment. Figures in italics indicate the base number of FP17s or Patient Questionnaire responses are less than 100. N/A is shown where the base number of responses is less than 10 during the period. % is calculated as Quantity/Base number\*100

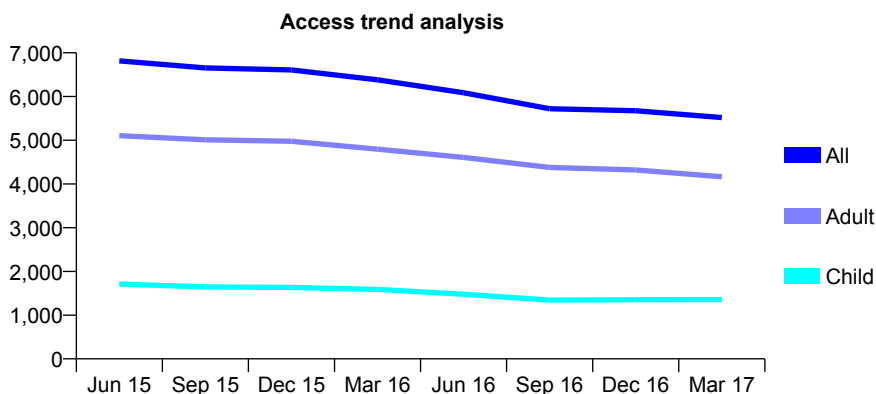
## Q54 - Vital Signs At a Glance Contract Report for 121444/0001 - Year end March 2017

Name or company name	South Road Dental Practice
Contract type name	Pilot Contract
Purpose of contract	General
Contract start date	01/04/2009
Contract end date	

16/17 Contracted general activity (UDA)	25,349
Carry forward general activity (UDA)	0
16/17 Contracted orthodontic activity (UOA)	0
Carry forward orthodontic activity (UOA)	0
Baseline contract value	£608,635.52

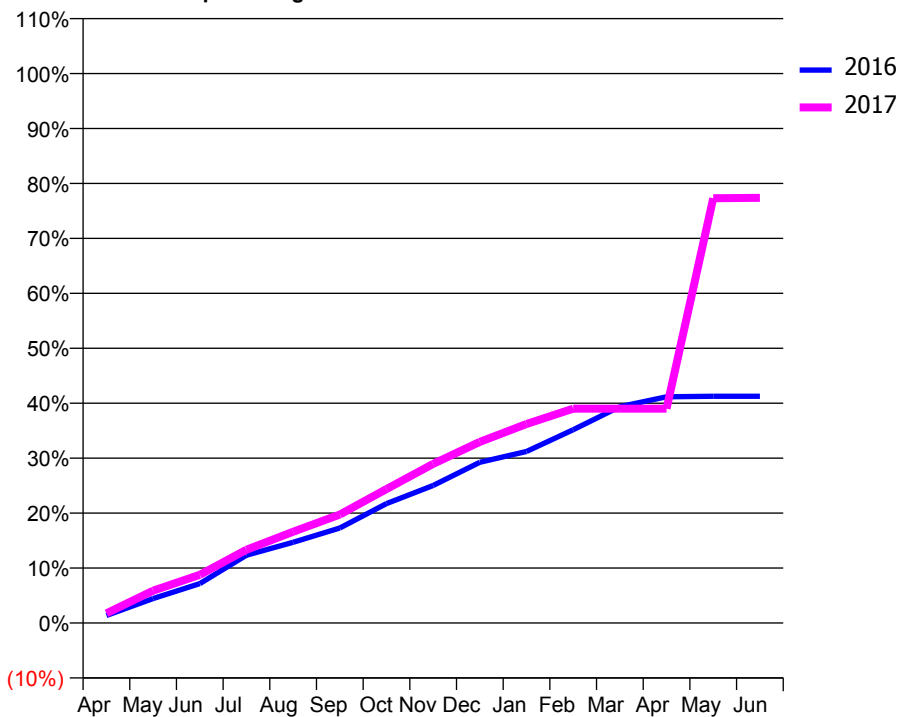
### ACCESS\*

Patients seen in 24 months	Total	Change since previous quarter
Quarter ending March 2016	6,382	
Quarter ending June 2016	6,085	↓
Quarter ending September 2016	5,722	↓
Quarter ending December 2016	5,674	→
Quarter ending March 2017	5,520	↓
<b>Variance since March 2016</b>	<b>(13.5%)</b>	<b>↓</b>



### ACTIVITY

Cumulative percentage of contracted UDA delivered 2016 & 2017



Month	Adjusted Scheduled Activity (UDA)	
	2016	2017
April	349	444
May	1,127	1,494
June	1,815	2,226
July	3,129	3,379
August	3,723	4,211
September	4,386	5,003
October	5,506	6,181
November	6,345	7,340
December	7,414	8,355
January	7,911	9,181
February	8,914	9,889
March	9,982	9,889
April	10,434	9,889
May	10,459	19,593
June	10,461	19,612

### QUALITY

	Quantity	Base Number	Contract	AT	Region	England
% of FP17s for the same patient ID Re-attending within 3 months - Children	62	1,597	3.9%	10.0%	12.0%	12.3%
% of FP17s for the same patient ID Re-attending within 3 months - Adults	504	4,847	10.4%	15.4%	16.0%	16.7%
% of FP17s for the same patient ID Re-attending between 3 & 9 months - Children	838	1,597	52.5%	51.1%	58.8%	57.6%
% of FP17s for the same patient ID Re-attending between 3 & 9 months - Adults	2,450	4,847	50.5%	46.4%	51.2%	50.1%
% of FP17s for Band 1 Urgent Courses	529	12,086	4.4%	8.1%	8.0%	9.1%
% of FP17s Relating to Free Repair or Replacements	73	12,086	0.6%	0.7%	0.8%	0.8%
% of FP17s Relating to Continuations	76	12,086	0.6%	0.9%	1.2%	1.2%
% of Patients satisfied with the dentistry they have received	2	2	N/A	92.1%	92.7%	92.8%
% of Patients satisfied with the time they had to wait for an appointment	2	2	N/A	90.3%	89.1%	88.7%

\* This is based on patients treated on this contract for their most recent course of treatment. Figures in italics indicate the base number of FP17s or Patient Questionnaire responses are less than 100. N/A is shown where the base number of responses is less than 10 during the period. % is calculated as Quantity/Base number\*100

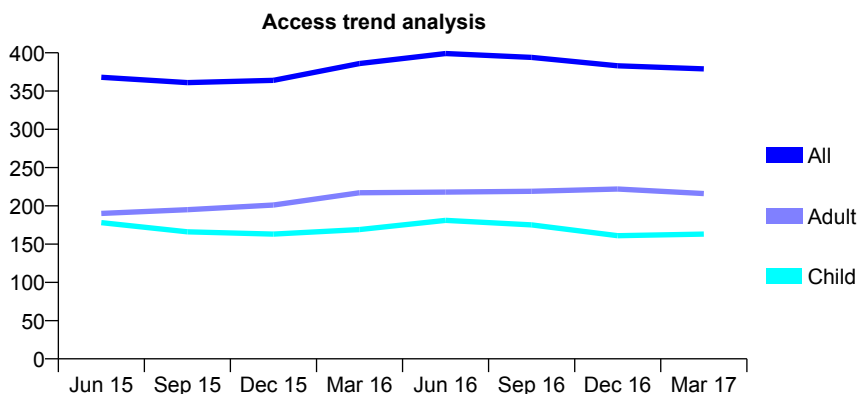
## Q54 - Vital Signs At a Glance Contract Report for 121452/0001 - Year end March 2017

Name or company name	Kassam GDS Contract Partnership
Contract type name	GDS Contract
Purpose of contract	General
Contract start date	01/02/2013
Contract end date	

16/17 Contracted general activity (UDA)	1,000
Carry forward general activity (UDA)	-2
16/17 Contracted orthodontic activity (UOA)	0
Carry forward orthodontic activity (UOA)	0
Baseline contract value	£27,938.38

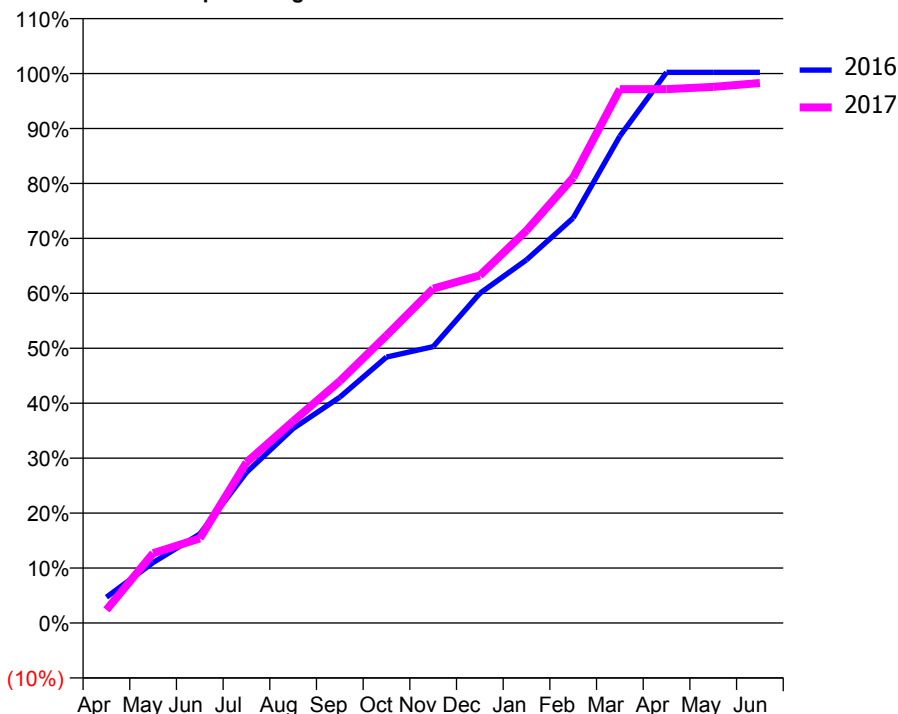
### ACCESS\*

Patients seen in 24 months	Total	Change since previous quarter
Quarter ending March 2016	386	
Quarter ending June 2016	399	↑
Quarter ending September 2016	394	↓
Quarter ending December 2016	383	↓
Quarter ending March 2017	379	↓
<b>Variance since March 2016</b>	<b>(1.8%)</b>	<b>↓</b>



### ACTIVITY

Cumulative percentage of contracted UDA delivered 2016 & 2017



Month	Adjusted Scheduled Activity (UDA)	
	2016	2017
April	47	24
May	110	127
June	162	154
July	274	292
August	354	367
September	411	440
October	484	523
November	503	608
December	600	632
January	661	714
February	737	811
March	886	972
April	1,002	972
May	1,002	976
June	1,002	983

### QUALITY

	Quantity	Base Number	Contract	AT	Region	England
% of FP17s for the same patient ID Re-attending within 3 months - Children	7	221	3.2%	10.0%	12.0%	12.3%
% of FP17s for the same patient ID Re-attending within 3 months - Adults	19	230	8.3%	15.4%	16.0%	16.7%
% of FP17s for the same patient ID Re-attending between 3 & 9 months - Children	107	221	48.4%	51.1%	58.8%	57.6%
% of FP17s for the same patient ID Re-attending between 3 & 9 months - Adults	98	230	42.6%	46.4%	51.2%	50.1%
% of FP17s for Band 1 Urgent Courses	3	420	0.7%	8.1%	8.0%	9.1%
% of FP17s Relating to Free Repair or Replacements	1	420	0.2%	0.7%	0.8%	0.8%
% of FP17s Relating to Continuations	8	420	1.9%	0.9%	1.2%	1.2%
% of Patients satisfied with the dentistry they have received	0	0	N/A	92.1%	92.7%	92.8%
% of Patients satisfied with the time they had to wait for an appointment	0	0	N/A	90.3%	89.1%	88.7%

\* This is based on patients treated on this contract for their most recent course of treatment. Figures in italics indicate the base number of FP17s or Patient Questionnaire responses are less than 100. N/A is shown where the base number of responses is less than 10 during the period. % is calculated as Quantity/Base number\*100

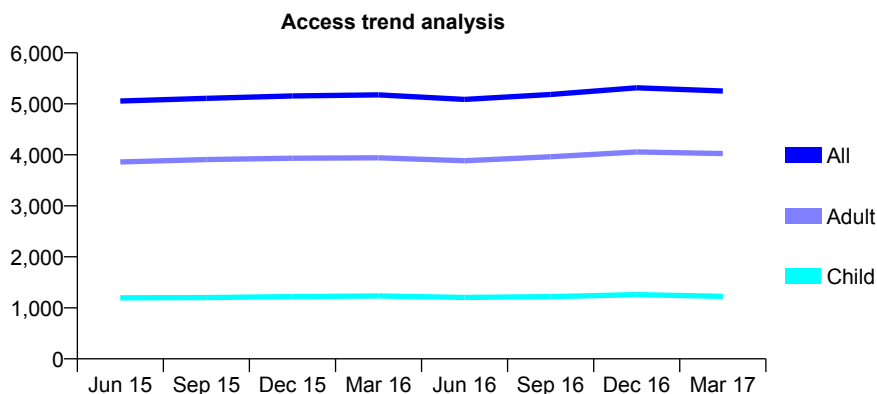
## Q54 - Vital Signs At a Glance Contract Report for 121460/0001 - Year end March 2017

Name or company name	Rooprai-Rooprai and Associates
Contract type name	GDS Contract
Purpose of contract	General
Contract start date	01/12/2011
Contract end date	

16/17 Contracted general activity (UDA)	14,616
Carry forward general activity (UDA)	-215
16/17 Contracted orthodontic activity (UOA)	0
Carry forward orthodontic activity (UOA)	0
Baseline contract value	£397,719.75

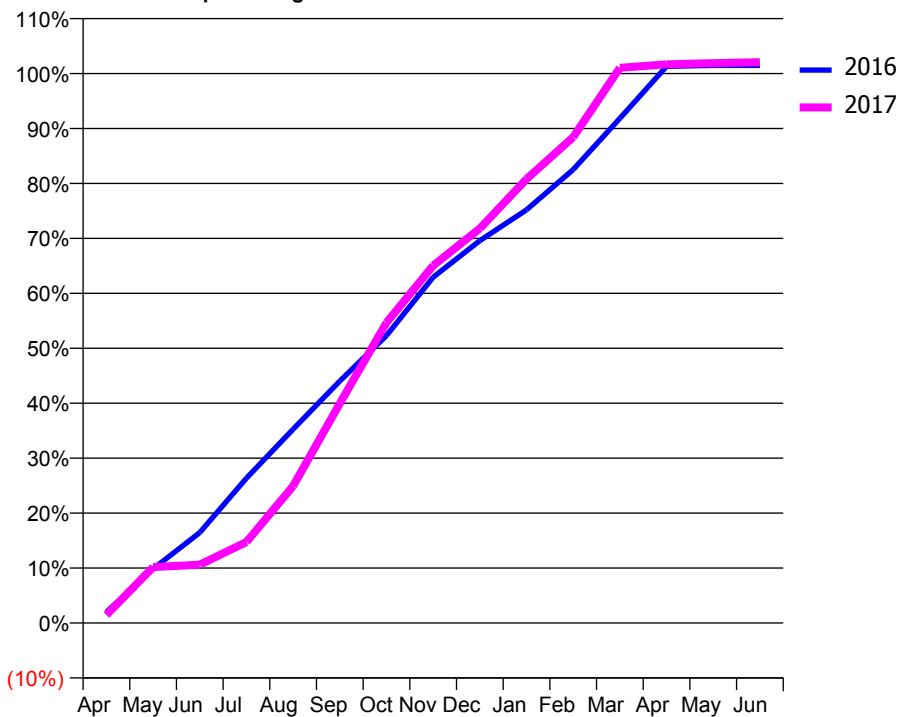
### ACCESS\*

Patients seen in 24 months	Total	Change since previous quarter
Quarter ending March 2016	5,174	
Quarter ending June 2016	5,087	↓
Quarter ending September 2016	5,182	→
Quarter ending December 2016	5,313	↑
Quarter ending March 2017	5,251	↓
<b>Variance since March 2016</b>	<b>1.5%</b>	<b>→</b>



### ACTIVITY

Cumulative percentage of contracted UDA delivered 2016 & 2017



Month	Adjusted Scheduled Activity (UDA)	
	2016	2017
April	293	215
May	1,441	1,487
June	2,405	1,553
July	3,855	2,156
August	5,156	3,643
September	6,437	5,841
October	7,646	7,991
November	9,200	9,507
December	10,172	10,492
January	10,988	11,808
February	12,061	12,922
March	13,423	14,767
April	14,808	14,860
May	14,831	14,893
June	14,831	14,916

### QUALITY

	Quantity	Base Number	Contract	AT	Region	England
% of FP17s for the same patient ID Re-attending within 3 months - Children	70	1,422	4.9%	10.0%	12.0%	12.3%
% of FP17s for the same patient ID Re-attending within 3 months - Adults	562	5,091	11.0%	15.4%	16.0%	16.7%
% of FP17s for the same patient ID Re-attending between 3 & 9 months - Children	634	1,422	44.6%	51.1%	58.8%	57.6%
% of FP17s for the same patient ID Re-attending between 3 & 9 months - Adults	2,395	5,091	47.0%	46.4%	51.2%	50.1%
% of FP17s for Band 1 Urgent Courses	225	6,055	3.7%	8.1%	8.0%	9.1%
% of FP17s Relating to Free Repair or Replacements	31	6,055	0.5%	0.7%	0.8%	0.8%
% of FP17s Relating to Continuations	50	6,055	0.8%	0.9%	1.2%	1.2%
% of Patients satisfied with the dentistry they have received	3	3	N/A	92.1%	92.7%	92.8%
% of Patients satisfied with the time they had to wait for an appointment	3	3	N/A	90.3%	89.1%	88.7%

\* This is based on patients treated on this contract for their most recent course of treatment. Figures in italics indicate the base number of FP17s or Patient Questionnaire responses are less than 100. N/A is shown where the base number of responses is less than 10 during the period. % is calculated as Quantity/Base number\*100

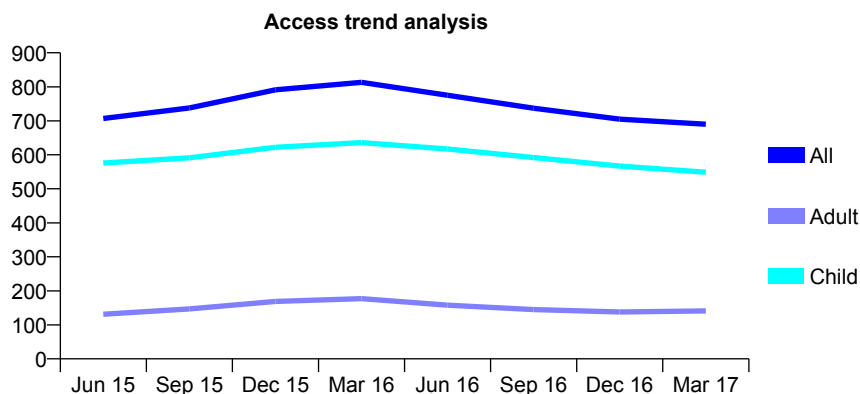
## Q54 - Vital Signs At a Glance Contract Report for 122068/0001 - Year end March 2017

Name or company name	Jandu, Bhambra and Payne
Contract type name	GDS Contract
Purpose of contract	General and Orthodontic
Contract start date	01/04/2014
Contract end date	

16/17 Contracted general activity (UDA)	1,413
Carry forward general activity (UDA)	0
16/17 Contracted orthodontic activity (UOA)	534
Carry forward orthodontic activity (UOA)	0
Baseline contract value	£70,446.89

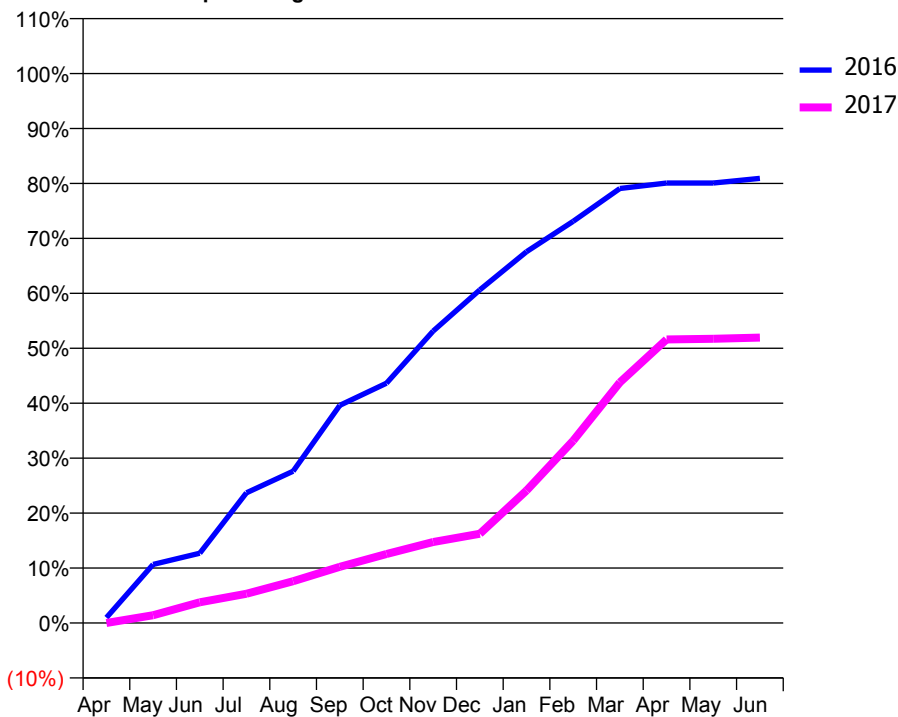
### ACCESS\*

Patients seen in 24 months	Total	Change since previous quarter
Quarter ending March 2016	813	
Quarter ending June 2016	775	↓
Quarter ending September 2016	737	↓
Quarter ending December 2016	705	↓
Quarter ending March 2017	690	↓
<b>Variance since March 2016</b>	<b>(15.1%)</b>	<b>↓</b>



### ACTIVITY

Cumulative percentage of contracted UDA delivered 2016 & 2017



Adjusted Scheduled Activity (UDA)

Month	2016	2017
April	14	0
May	151	20
June	180	53
July	335	75
August	390	107
September	560	144
October	617	177
November	751	208
December	857	229
January	955	341
February	1,033	469
March	1,117	619
April	1,131	729
May	1,131	731
June	1,143	734

### QUALITY

	Quantity	Base Number	Contract	AT	Region	England
% of FP17s for the same patient ID Re-attending within 3 months - Children	15	536	2.8%	10.0%	12.0%	12.3%
% of FP17s for the same patient ID Re-attending within 3 months - Adults	4	51	7.8%	15.4%	16.0%	16.7%
% of FP17s for the same patient ID Re-attending between 3 & 9 months - Children	238	536	44.4%	51.1%	58.8%	57.6%
% of FP17s for the same patient ID Re-attending between 3 & 9 months - Adults	13	51	25.5%	46.4%	51.2%	50.1%
% of FP17s for Band 1 Urgent Courses	10	557	1.8%	8.1%	8.0%	9.1%
% of FP17s Relating to Free Repair or Replacements	1	557	0.2%	0.7%	0.8%	0.8%
% of FP17s Relating to Continuations	4	557	0.7%	0.9%	1.2%	1.2%
% of Patients satisfied with the dentistry they have received	0	0	N/A	92.1%	92.7%	92.8%
% of Patients satisfied with the time they had to wait for an appointment	0	0	N/A	90.3%	89.1%	88.7%

\* This is based on patients treated on this contract for their most recent course of treatment. Figures in italics indicate the base number of FP17s or Patient Questionnaire responses are less than 100. N/A is shown where the base number of responses is less than 10 during the period. % is calculated as Quantity/Base number\*100

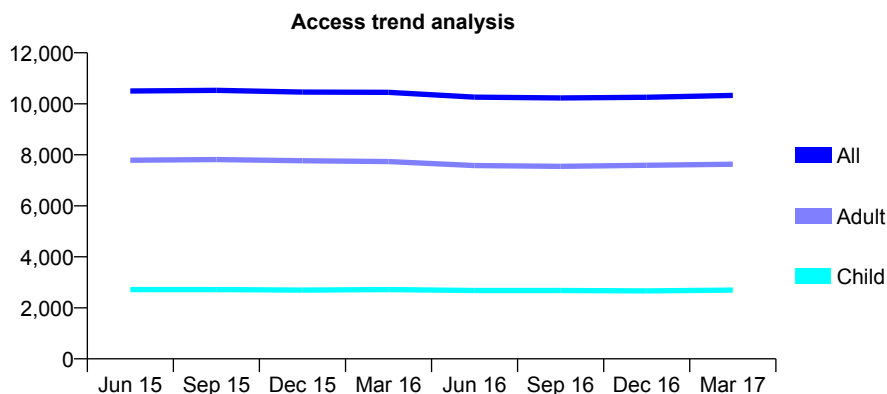
## Q54 - Vital Signs At a Glance Contract Report for 122084/0001 - Year end March 2017

Name or company name	Antrim House Dental Practice
Contract type name	GDS Contract
Purpose of contract	General
Contract start date	01/08/2012
Contract end date	

16/17 Contracted general activity (UDA)	36,131
Carry forward general activity (UDA)	-296
16/17 Contracted orthodontic activity (UOA)	0
Carry forward orthodontic activity (UOA)	0
Baseline contract value	£933,430.69

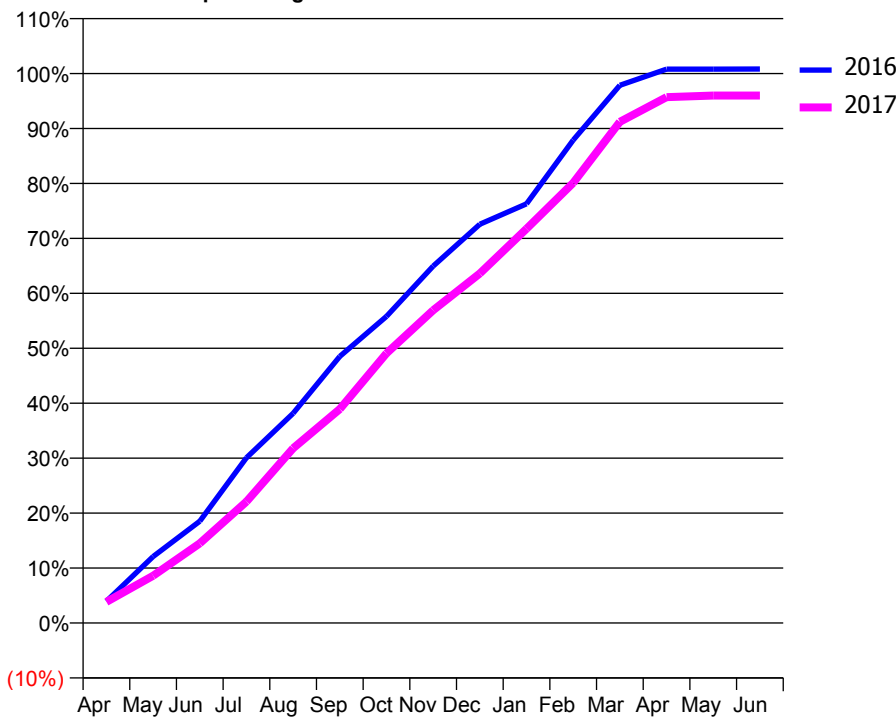
### ACCESS\*

Patients seen in 24 months	Total	Change since previous quarter
Quarter ending March 2016	10,449	
Quarter ending June 2016	10,260	↓
Quarter ending September 2016	10,230	→
Quarter ending December 2016	10,256	→
Quarter ending March 2017	10,330	→
<b>Variance since March 2016</b>	<b>(1.1%)</b>	<b>↓</b>



### ACTIVITY

Cumulative percentage of contracted UDA delivered 2016 & 2017



Month	Adjusted Scheduled Activity (UDA)	
	2016	2017
April	1,435	1,389
May	4,375	3,112
June	6,695	5,236
July	10,869	7,980
August	13,784	11,486
September	17,531	14,068
October	20,165	17,733
November	23,472	20,567
December	26,222	22,982
January	27,561	25,920
February	31,757	28,934
March	35,354	32,954
April	36,419	34,576
May	36,422	34,679
June	36,427	34,680

### QUALITY

	Quantity	Base Number	Contract	AT	Region	England
% of FP17s for the same patient ID Re-attending within 3 months - Children	279	3,918	7.1%	10.0%	12.0%	12.3%
% of FP17s for the same patient ID Re-attending within 3 months - Adults	1,963	11,260	17.4%	15.4%	16.0%	16.7%
% of FP17s for the same patient ID Re-attending between 3 & 9 months - Children	2,443	3,918	62.4%	51.1%	58.8%	57.6%
% of FP17s for the same patient ID Re-attending between 3 & 9 months - Adults	6,317	11,260	56.1%	46.4%	51.2%	50.1%
% of FP17s for Band 1 Urgent Courses	1,648	15,335	10.7%	8.1%	8.0%	9.1%
% of FP17s Relating to Free Repair or Replacements	59	15,335	0.4%	0.7%	0.8%	0.8%
% of FP17s Relating to Continuations	101	15,335	0.7%	0.9%	1.2%	1.2%
% of Patients satisfied with the dentistry they have received	16	17	94.1%	92.1%	92.7%	92.8%
% of Patients satisfied with the time they had to wait for an appointment	13	17	76.5%	90.3%	89.1%	88.7%

\* This is based on patients treated on this contract for their most recent course of treatment. Figures in italics indicate the base number of FP17s or Patient Questionnaire responses are less than 100. N/A is shown where the base number of responses is less than 10 during the period. % is calculated as Quantity/Base number\*100

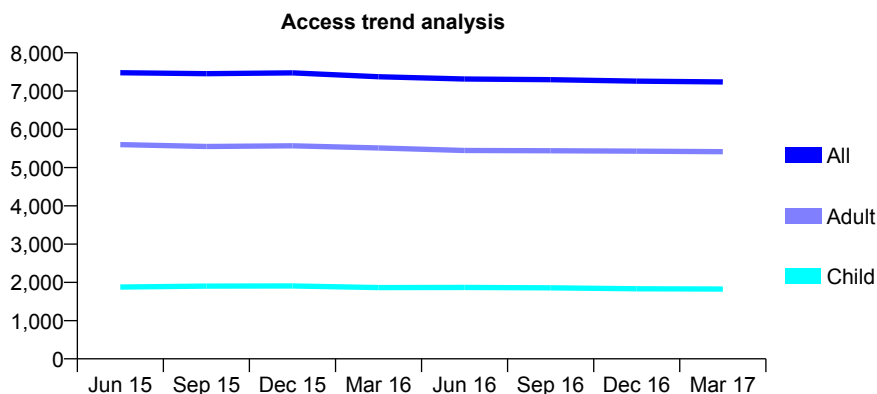
## Q54 - Vital Signs At a Glance Contract Report for 122769/0001 - Year end March 2017

Name or company name	Rees Dental Practice
Contract type name	GDS Contract
Purpose of contract	General
Contract start date	01/12/2010
Contract end date	

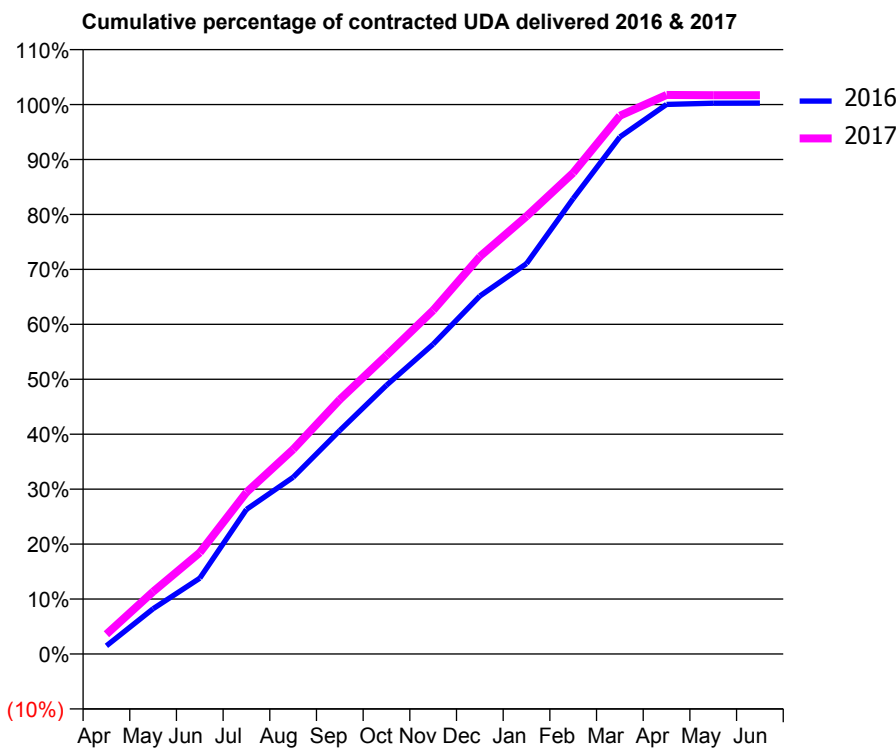
16/17 Contracted general activity (UDA)	22,098
Carry forward general activity (UDA)	-57
16/17 Contracted orthodontic activity (UOA)	0
Carry forward orthodontic activity (UOA)	0
Baseline contract value	£560,034.65

### ACCESS\*

Patients seen in 24 months	Total	Change since previous quarter
Quarter ending March 2016	7,375	
Quarter ending June 2016	7,314	→
Quarter ending September 2016	7,296	→
Quarter ending December 2016	7,260	→
Quarter ending March 2017	7,240	→
<b>Variance since March 2016</b>	<b>(1.8%)</b>	<b>↓</b>



### ACTIVITY



Month	Adjusted Scheduled Activity (UDA)	
	2016	2017
April	331	798
May	1,820	2,508
June	3,046	4,079
July	5,814	6,500
August	7,109	8,231
September	8,989	10,232
October	10,806	12,010
November	12,462	13,822
December	14,394	15,986
January	15,700	17,603
February	18,313	19,352
March	20,792	21,645
April	22,104	22,480
May	22,152	22,473
June	22,155	22,473

### QUALITY

	Quantity	Base Number	Contract	AT	Region	England
% of FP17s for the same patient ID Re-attending within 3 months - Children	173	2,449	7.1%	10.0%	12.0%	12.3%
% of FP17s for the same patient ID Re-attending within 3 months - Adults	845	6,742	12.5%	15.4%	16.0%	16.7%
% of FP17s for the same patient ID Re-attending between 3 & 9 months - Children	1,335	2,449	54.5%	51.1%	58.8%	57.6%
% of FP17s for the same patient ID Re-attending between 3 & 9 months - Adults	3,387	6,742	50.2%	46.4%	51.2%	50.1%
% of FP17s for Band 1 Urgent Courses	450	9,066	5.0%	8.1%	8.0%	9.1%
% of FP17s Relating to Free Repair or Replacements	114	9,066	1.3%	0.7%	0.8%	0.8%
% of FP17s Relating to Continuations	187	9,066	2.1%	0.9%	1.2%	1.2%
% of Patients satisfied with the dentistry they have received	11	11	100.0%	92.1%	92.7%	92.8%
% of Patients satisfied with the time they had to wait for an appointment	10	11	90.9%	90.3%	89.1%	88.7%

\* This is based on patients treated on this contract for their most recent course of treatment. Figures in italics indicate the base number of FP17s or Patient Questionnaire responses are less than 100. N/A is shown where the base number of responses is less than 10 during the period. % is calculated as Quantity/Base number\*100



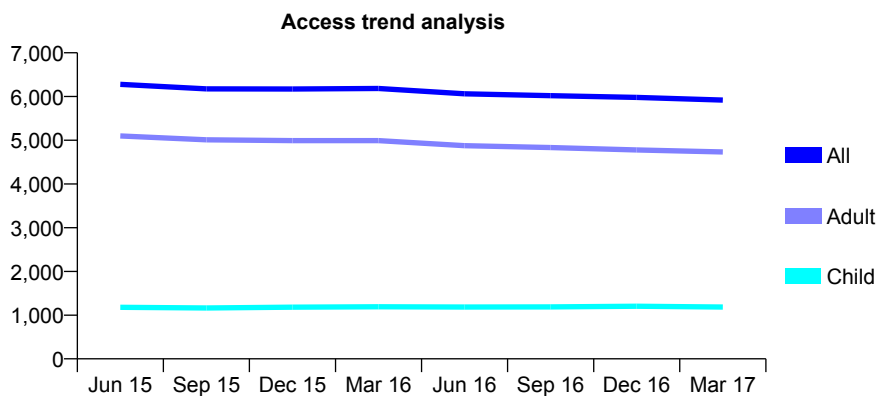
## Q54 - Vital Signs At a Glance Contract Report for 125008/0001 - Year end March 2017

Name or company name	Briars Dental Practice
Contract type name	GDS Contract
Purpose of contract	General and Orthodontic
Contract start date	01/04/2006
Contract end date	

16/17 Contracted general activity (UDA)	18,492
Carry forward general activity (UDA)	475
16/17 Contracted orthodontic activity (UOA)	3,273
Carry forward orthodontic activity (UOA)	-15
Baseline contract value	£626,697.63

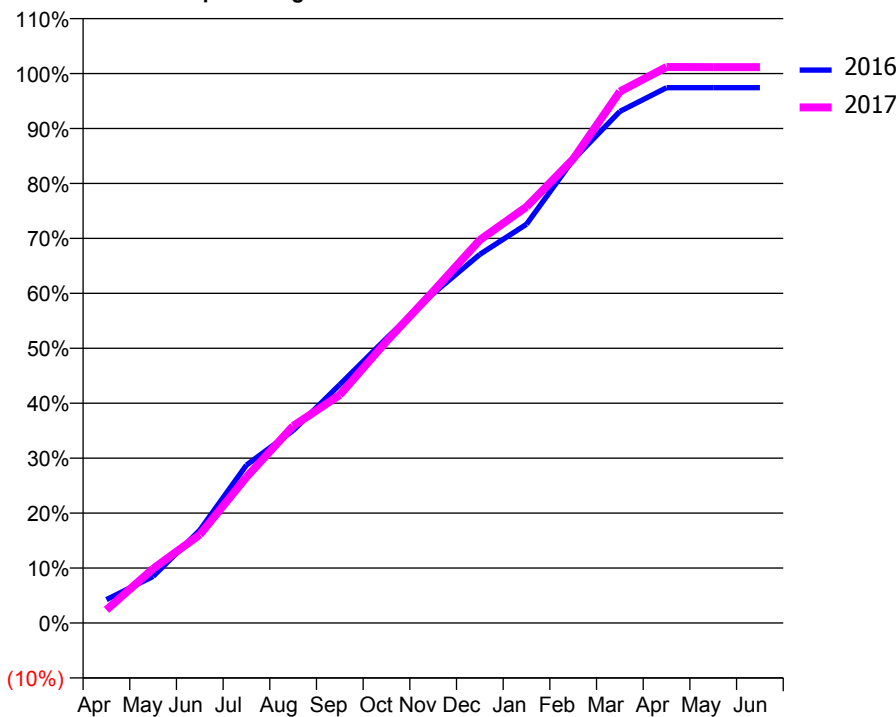
### ACCESS\*

Patients seen in 24 months	Total	Change since previous quarter
Quarter ending March 2016	6,185	
Quarter ending June 2016	6,061	↓
Quarter ending September 2016	6,019	→
Quarter ending December 2016	5,979	→
Quarter ending March 2017	5,919	↓
<b>Variance since March 2016</b>	<b>(4.3%)</b>	<b>↓</b>



### ACTIVITY

Cumulative percentage of contracted UDA delivered 2016 & 2017



Month	Adjusted Scheduled Activity (UDA)	
	2016	2017
April	790	444
May	1,568	1,829
June	3,123	2,972
July	5,315	4,910
August	6,476	6,629
September	8,025	7,677
October	9,585	9,482
November	11,084	11,156
December	12,404	12,890
January	13,420	14,007
February	15,591	15,612
March	17,216	17,883
April	18,016	18,709
May	18,016	18,708
June	18,017	18,708

### QUALITY

	Quantity	Base Number	Contract	AT	Region	England
% of FP17s for the same patient ID Re-attending within 3 months - Children	112	1,739	6.4%	10.0%	12.0%	12.3%
% of FP17s for the same patient ID Re-attending within 3 months - Adults	733	6,601	11.1%	15.4%	16.0%	16.7%
% of FP17s for the same patient ID Re-attending between 3 & 9 months - Children	902	1,739	51.9%	51.1%	58.8%	57.6%
% of FP17s for the same patient ID Re-attending between 3 & 9 months - Adults	3,708	6,601	56.2%	46.4%	51.2%	50.1%
% of FP17s for Band 1 Urgent Courses	219	8,150	2.7%	8.1%	8.0%	9.1%
% of FP17s Relating to Free Repair or Replacements	122	8,150	1.5%	0.7%	0.8%	0.8%
% of FP17s Relating to Continuations	79	8,150	1.0%	0.9%	1.2%	1.2%
% of Patients satisfied with the dentistry they have received	7	7	N/A	92.1%	92.7%	92.8%
% of Patients satisfied with the time they had to wait for an appointment	6	7	N/A	90.3%	89.1%	88.7%

\* This is based on patients treated on this contract for their most recent course of treatment. Figures in italics indicate the base number of FP17s or Patient Questionnaire responses are less than 100. N/A is shown where the base number of responses is less than 10 during the period. % is calculated as Quantity/Base number\*100



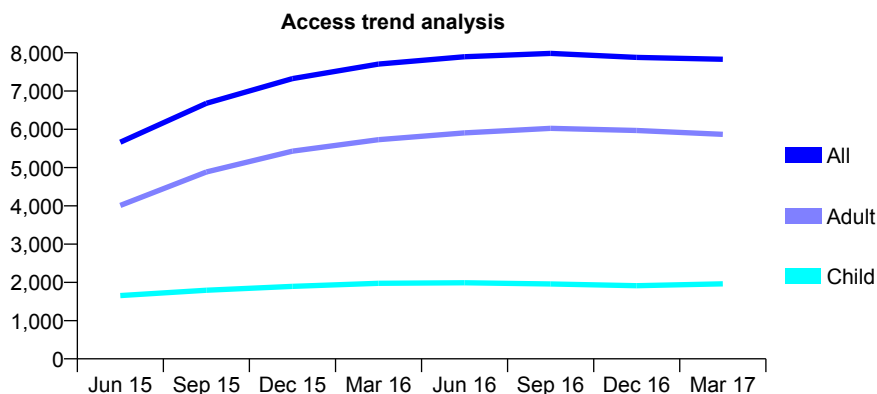
## Q54 - Vital Signs At a Glance Contract Report for 126543/0001 - Year end March 2017

Name or company name	Amblecote Dental Care
Contract type name	Pilot Contract
Purpose of contract	General and Orthodontic
Contract start date	01/10/2014
Contract end date	

16/17 Contracted general activity (UDA)	21,139
Carry forward general activity (UDA)	0
16/17 Contracted orthodontic activity (UOA)	1,699
Carry forward orthodontic activity (UOA)	22
Baseline contract value	£776,327.83

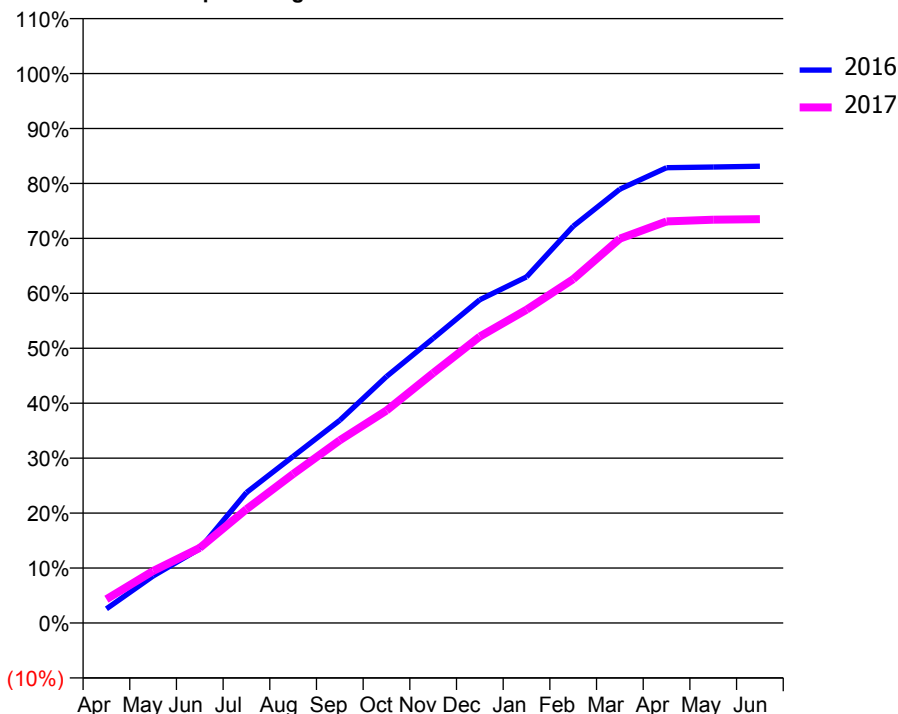
### ACCESS\*

Patients seen in 24 months	Total	Change since previous quarter
Quarter ending March 2016	7,706	
Quarter ending June 2016	7,896	↑
Quarter ending September 2016	7,984	→
Quarter ending December 2016	7,880	↓
Quarter ending March 2017	7,830	→
<b>Variance since March 2016</b>	<b>1.6%</b>	<b>→</b>



### ACTIVITY

Cumulative percentage of contracted UDA delivered 2016 & 2017



Adjusted Scheduled Activity (UDA)

Month	2016	2017
April	546	915
May	1,809	2,002
June	2,861	2,891
July	5,019	4,378
August	6,411	5,733
September	7,802	7,031
October	9,484	8,175
November	10,947	9,618
December	12,436	11,020
January	13,313	12,052
February	15,263	13,228
March	16,692	14,789
April	17,517	15,450
May	17,540	15,516
June	17,572	15,533

### QUALITY

	Quantity	Base Number	Contract	AT	Region	England
% of FP17s for the same patient ID Re-attending within 3 months - Children	269	3,392	7.9%	10.0%	12.0%	12.3%
% of FP17s for the same patient ID Re-attending within 3 months - Adults	778	6,717	11.6%	15.4%	16.0%	16.7%
% of FP17s for the same patient ID Re-attending between 3 & 9 months - Children	2,254	3,392	66.5%	51.1%	58.8%	57.6%
% of FP17s for the same patient ID Re-attending between 3 & 9 months - Adults	2,750	6,717	40.9%	46.4%	51.2%	50.1%
% of FP17s for Band 1 Urgent Courses	517	9,713	5.3%	8.1%	8.0%	9.1%
% of FP17s Relating to Free Repair or Replacements	46	9,713	0.5%	0.7%	0.8%	0.8%
% of FP17s Relating to Continuations	40	9,713	0.4%	0.9%	1.2%	1.2%
% of Patients satisfied with the dentistry they have received	4	5	N/A	92.1%	92.7%	92.8%
% of Patients satisfied with the time they had to wait for an appointment	4	5	N/A	90.3%	89.1%	88.7%

\* This is based on patients treated on this contract for their most recent course of treatment. Figures in italics indicate the base number of FP17s or Patient Questionnaire responses are less than 100. N/A is shown where the base number of responses is less than 10 during the period. % is calculated as Quantity/Base number\*100

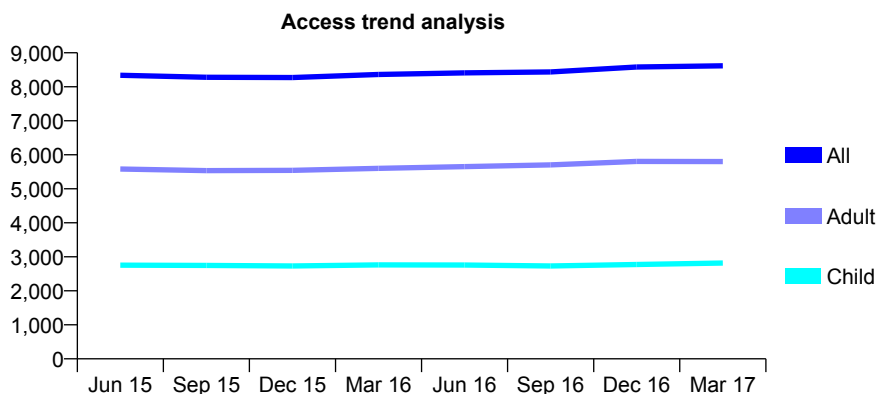
## Q54 - Vital Signs At a Glance Contract Report for 127930/0001 - Year end March 2017

Name or company name	Dr R Patel & Dr D Patel & Dr P S Dogra
Contract type name	GDS Contract
Purpose of contract	General
Contract start date	02/07/2010
Contract end date	

16/17 Contracted general activity (UDA)	23,248
Carry forward general activity (UDA)	672
16/17 Contracted orthodontic activity (UOA)	0
Carry forward orthodontic activity (UOA)	0
Baseline contract value	£624,966.92

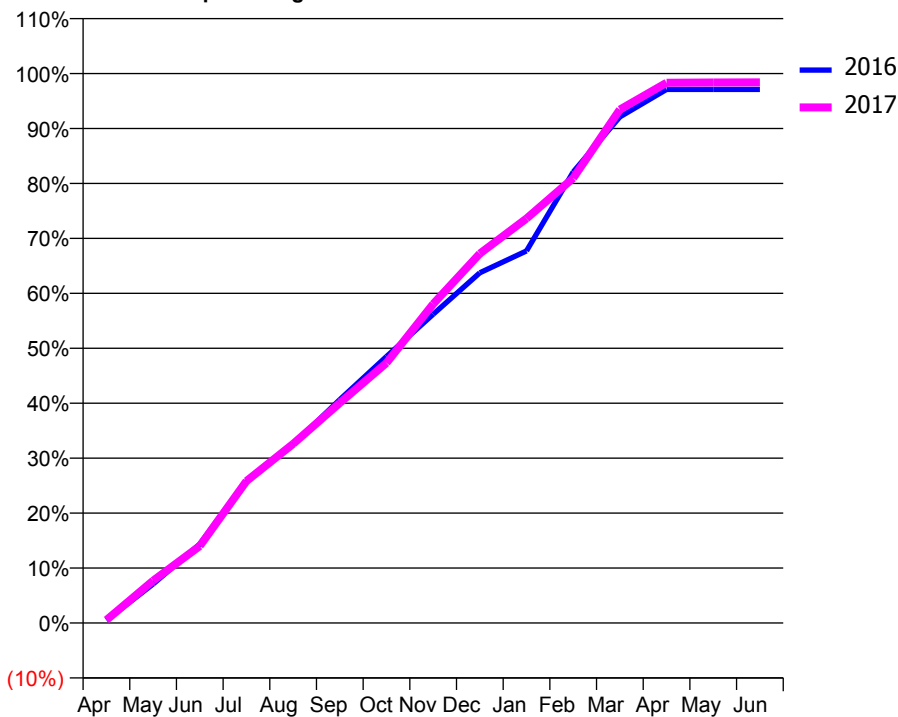
### ACCESS\*

Patients seen in 24 months	Total	Change since previous quarter
Quarter ending March 2016	8,364	
Quarter ending June 2016	8,409	→
Quarter ending September 2016	8,438	→
Quarter ending December 2016	8,583	→
Quarter ending March 2017	8,619	→
<b>Variance since March 2016</b>	<b>3.0%</b>	<b>↑</b>



### ACTIVITY

Cumulative percentage of contracted UDA delivered 2016 & 2017



Month	Adjusted Scheduled Activity (UDA)	
	2016	2017
April	113	129
May	1,652	1,793
June	3,336	3,258
July	6,011	6,006
August	7,557	7,578
September	9,450	9,310
October	11,272	11,003
November	13,065	13,495
December	14,819	15,633
January	15,745	17,112
February	19,084	18,821
March	21,411	21,724
April	22,573	22,856
May	22,575	22,866
June	22,576	22,875

### QUALITY

	Quantity	Base Number	Contract	AT	Region	England
% of FP17s for the same patient ID Re-attending within 3 months - Children	207	3,535	5.9%	10.0%	12.0%	12.3%
% of FP17s for the same patient ID Re-attending within 3 months - Adults	1,070	7,310	14.6%	15.4%	16.0%	16.7%
% of FP17s for the same patient ID Re-attending between 3 & 9 months - Children	1,771	3,535	50.1%	51.1%	58.8%	57.6%
% of FP17s for the same patient ID Re-attending between 3 & 9 months - Adults	3,308	7,310	45.3%	46.4%	51.2%	50.1%
% of FP17s for Band 1 Urgent Courses	1,299	10,774	12.1%	8.1%	8.0%	9.1%
% of FP17s Relating to Free Repair or Replacements	29	10,774	0.3%	0.7%	0.8%	0.8%
% of FP17s Relating to Continuations	17	10,774	0.2%	0.9%	1.2%	1.2%
% of Patients satisfied with the dentistry they have received	9	10	90.0%	92.1%	92.7%	92.8%
% of Patients satisfied with the time they had to wait for an appointment	8	10	80.0%	90.3%	89.1%	88.7%

\* This is based on patients treated on this contract for their most recent course of treatment. Figures in italics indicate the base number of FP17s or Patient Questionnaire responses are less than 100. N/A is shown where the base number of responses is less than 10 during the period. % is calculated as Quantity/Base number\*100

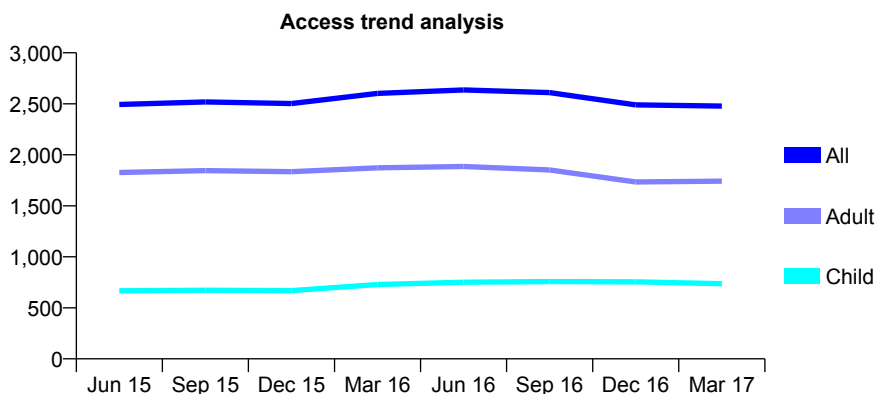
## Q54 - Vital Signs At a Glance Contract Report for 129321/0001 - Year end March 2017

Name or company name	Smile By Smile Dental
Contract type name	GDS Contract
Purpose of contract	General and Orthodontic
Contract start date	01/08/2011
Contract end date	

16/17 Contracted general activity (UDA)	8,806
Carry forward general activity (UDA)	162
16/17 Contracted orthodontic activity (UOA)	227
Carry forward orthodontic activity (UOA)	-4
Baseline contract value	£214,484.33

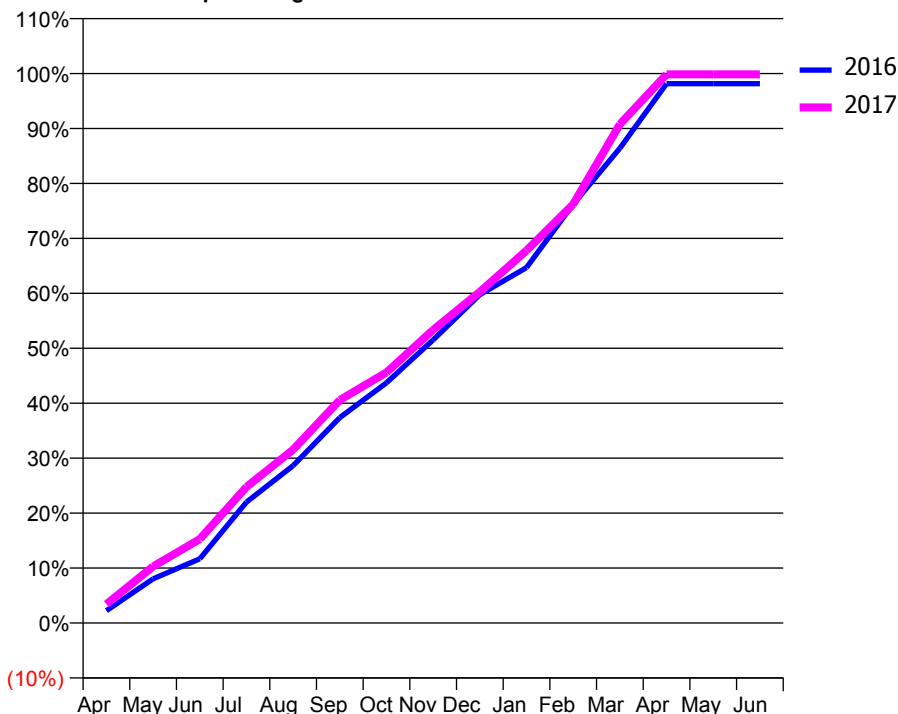
### ACCESS\*

Patients seen in 24 months	Total	Change since previous quarter
Quarter ending March 2016	2,602	
Quarter ending June 2016	2,636	→
Quarter ending September 2016	2,610	→
Quarter ending December 2016	2,489	↓
Quarter ending March 2017	2,478	→
<b>Variance since March 2016</b>	<b>(4.8%)</b>	<b>↓</b>



### ACTIVITY

Cumulative percentage of contracted UDA delivered 2016 & 2017



Month	Adjusted Scheduled Activity (UDA)	
	2016	2017
April	198	302
May	707	908
June	1,029	1,346
July	1,938	2,180
August	2,522	2,779
September	3,292	3,575
October	3,851	4,016
November	4,539	4,698
December	5,262	5,307
January	5,696	5,969
February	6,710	6,710
March	7,608	7,994
April	8,644	8,791
May	8,644	8,791
June	8,644	8,793

### QUALITY

	Quantity	Base Number	Contract	AT	Region	England
% of FP17s for the same patient ID Re-attending within 3 months - Children	170	1,381	12.3%	10.0%	12.0%	12.3%
% of FP17s for the same patient ID Re-attending within 3 months - Adults	440	2,967	14.8%	15.4%	16.0%	16.7%
% of FP17s for the same patient ID Re-attending between 3 & 9 months - Children	896	1,381	64.9%	51.1%	58.8%	57.6%
% of FP17s for the same patient ID Re-attending between 3 & 9 months - Adults	1,996	2,967	67.3%	46.4%	51.2%	50.1%
% of FP17s for Band 1 Urgent Courses	192	4,222	4.5%	8.1%	8.0%	9.1%
% of FP17s Relating to Free Repair or Replacements	5	4,222	0.1%	0.7%	0.8%	0.8%
% of FP17s Relating to Continuations	0	4,222	0.0%	0.9%	1.2%	1.2%
% of Patients satisfied with the dentistry they have received	5	5	N/A	92.1%	92.7%	92.8%
% of Patients satisfied with the time they had to wait for an appointment	5	5	N/A	90.3%	89.1%	88.7%

\* This is based on patients treated on this contract for their most recent course of treatment. Figures in italics indicate the base number of FP17s or Patient Questionnaire responses are less than 100. N/A is shown where the base number of responses is less than 10 during the period. % is calculated as Quantity/Base number\*100

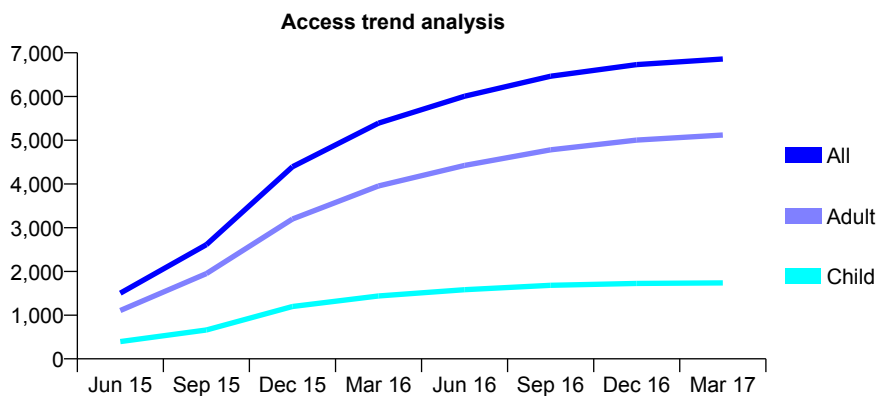
## Q54 - Vital Signs At a Glance Contract Report for 130257/0001 - Year end March 2017

Name or company name	Knowle & Dorridge Dental Practice
Contract type name	GDS Contract
Purpose of contract	General
Contract start date	01/04/2015
Contract end date	

16/17 Contracted general activity (UDA)	14,442
Carry forward general activity (UDA)	-146
16/17 Contracted orthodontic activity (UOA)	0
Carry forward orthodontic activity (UOA)	0
Baseline contract value	£349,533.20

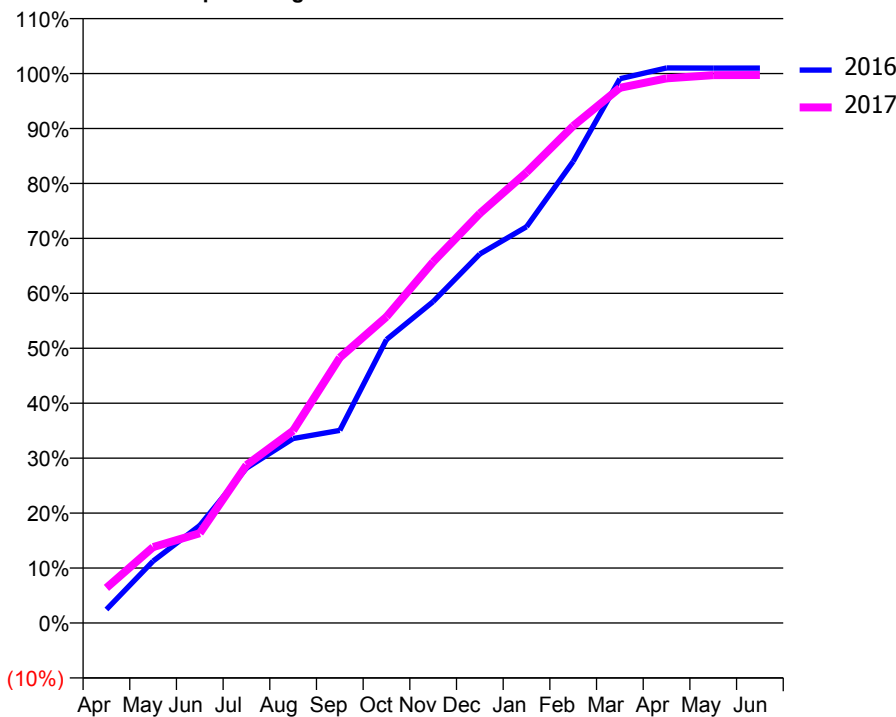
### ACCESS\*

Patients seen in 24 months	Total	Change since previous quarter
Quarter ending March 2016	5,392	
Quarter ending June 2016	6,007	↑
Quarter ending September 2016	6,464	↑
Quarter ending December 2016	6,730	↑
Quarter ending March 2017	6,859	→
<b>Variance since March 2016</b>	<b>27.2%</b>	<b>↑</b>



### ACTIVITY

Cumulative percentage of contracted UDA delivered 2016 & 2017



Month	Adjusted Scheduled Activity (UDA)	
	2016	2017
April	360	924
May	1,651	1,995
June	2,596	2,362
July	4,124	4,153
August	4,914	5,057
September	5,130	6,974
October	7,546	8,048
November	8,559	9,493
December	9,826	10,765
January	10,551	11,845
February	12,291	13,065
March	14,493	14,066
April	14,780	14,314
May	14,779	14,398
June	14,779	14,402

### QUALITY

	Quantity	Base Number	Contract	AT	Region	England
% of FP17s for the same patient ID Re-attending within 3 months - Children	177	2,462	7.2%	10.0%	12.0%	12.3%
% of FP17s for the same patient ID Re-attending within 3 months - Adults	1,075	6,771	15.9%	15.4%	16.0%	16.7%
% of FP17s for the same patient ID Re-attending between 3 & 9 months - Children	1,284	2,462	52.2%	51.1%	58.8%	57.6%
% of FP17s for the same patient ID Re-attending between 3 & 9 months - Adults	3,162	6,771	46.7%	46.4%	51.2%	50.1%
% of FP17s for Band 1 Urgent Courses	766	8,272	9.3%	8.1%	8.0%	9.1%
% of FP17s Relating to Free Repair or Replacements	140	8,272	1.7%	0.7%	0.8%	0.8%
% of FP17s Relating to Continuations	56	8,272	0.7%	0.9%	1.2%	1.2%
% of Patients satisfied with the dentistry they have received	6	7	N/A	92.1%	92.7%	92.8%
% of Patients satisfied with the time they had to wait for an appointment	4	7	N/A	90.3%	89.1%	88.7%

\* This is based on patients treated on this contract for their most recent course of treatment. Figures in italics indicate the base number of FP17s or Patient Questionnaire responses are less than 100. N/A is shown where the base number of responses is less than 10 during the period. % is calculated as Quantity/Base number\*100

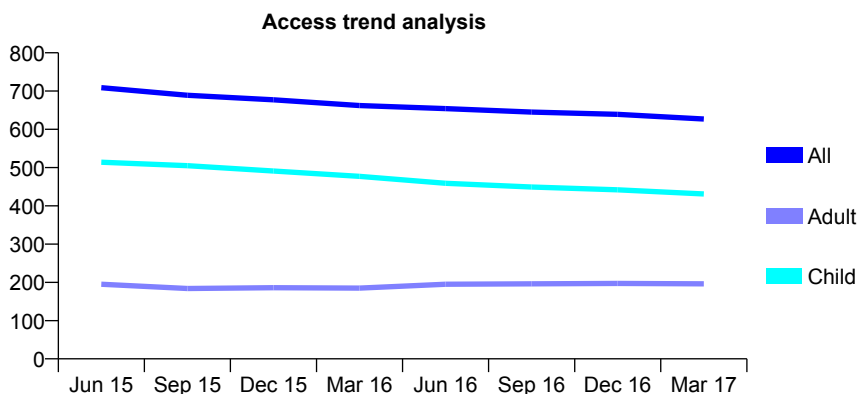
## Q54 - Vital Signs At a Glance Contract Report for 130842/0001 - Year end March 2017

Name or company name	Mr P H McCullough & Mrs S J McCullough
Contract type name	GDS Contract
Purpose of contract	General
Contract start date	01/04/2006
Contract end date	

16/17 Contracted general activity (UDA)	1,440
Carry forward general activity (UDA)	0
16/17 Contracted orthodontic activity (UOA)	0
Carry forward orthodontic activity (UOA)	0
Baseline contract value	£40,235.15

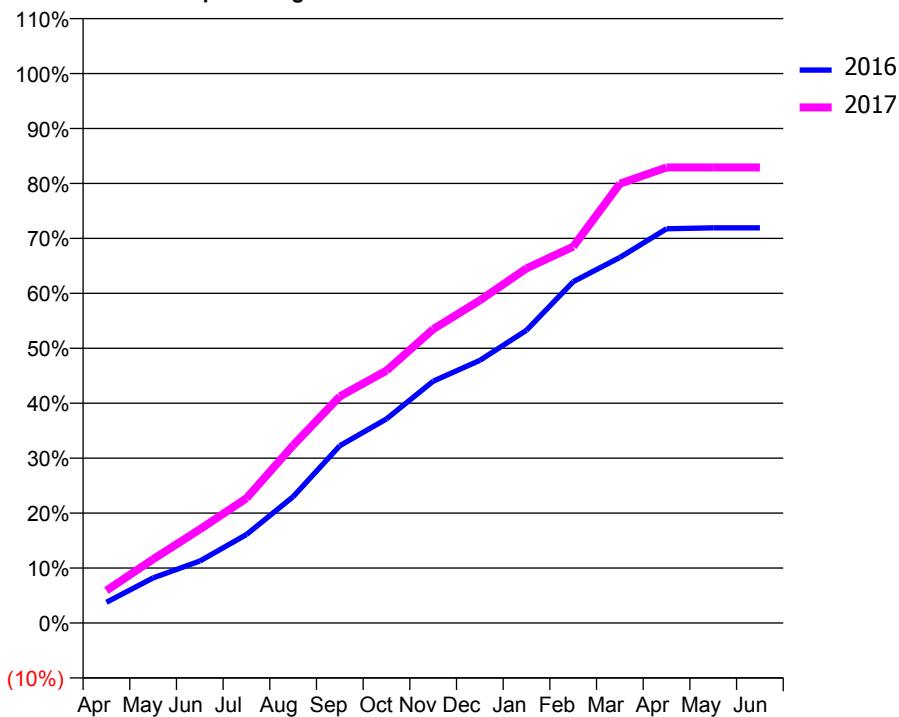
### ACCESS\*

Patients seen in 24 months	Total	Change since previous quarter
Quarter ending March 2016	662	
Quarter ending June 2016	654	↓
Quarter ending September 2016	645	↓
Quarter ending December 2016	639	→
Quarter ending March 2017	627	↓
<b>Variance since March 2016</b>	<b>(5.3%)</b>	<b>↓</b>



### ACTIVITY

Cumulative percentage of contracted UDA delivered 2016 & 2017



Adjusted Scheduled Activity (UDA)

Month	2016	2017
April	68	85
May	148	167
June	203	245
July	290	327
August	414	466
September	581	594
October	669	661
November	792	770
December	860	845
January	959	929
February	1,118	986
March	1,197	1,151
April	1,291	1,194
May	1,294	1,194
June	1,294	1,194

### QUALITY

	Quantity	Base Number	Contract	AT	Region	England
% of FP17s for the same patient ID Re-attending within 3 months - Children	39	702	5.6%	10.0%	12.0%	12.3%
% of FP17s for the same patient ID Re-attending within 3 months - Adults	5	178	2.8%	15.4%	16.0%	16.7%
% of FP17s for the same patient ID Re-attending between 3 & 9 months - Children	489	702	69.7%	51.1%	58.8%	57.6%
% of FP17s for the same patient ID Re-attending between 3 & 9 months - Adults	108	178	60.7%	46.4%	51.2%	50.1%
% of FP17s for Band 1 Urgent Courses	34	856	4.0%	8.1%	8.0%	9.1%
% of FP17s Relating to Free Repair or Replacements	0	856	0.0%	0.7%	0.8%	0.8%
% of FP17s Relating to Continuations	5	856	0.6%	0.9%	1.2%	1.2%
% of Patients satisfied with the dentistry they have received	1	1	N/A	92.1%	92.7%	92.8%
% of Patients satisfied with the time they had to wait for an appointment	1	1	N/A	90.3%	89.1%	88.7%

\* This is based on patients treated on this contract for their most recent course of treatment. Figures in italics indicate the base number of FP17s or Patient Questionnaire responses are less than 100. N/A is shown where the base number of responses is less than 10 during the period. % is calculated as Quantity/Base number\*100

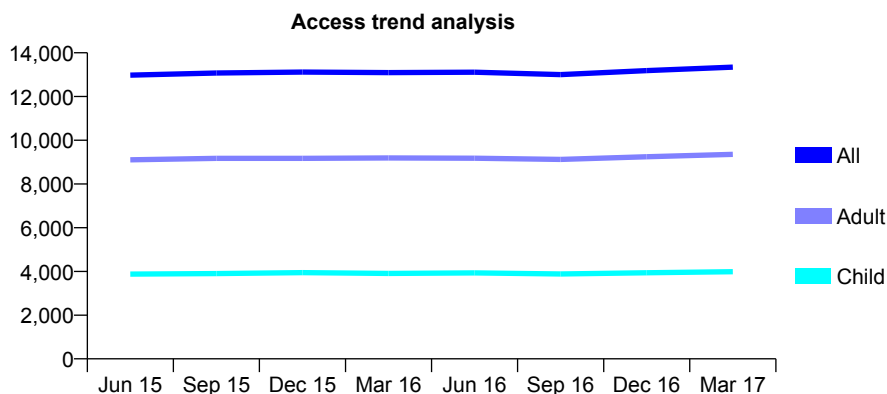
## Q54 - Vital Signs At a Glance Contract Report for 131342/0001 - Year end March 2017

Name or company name	Camila Pema Dhaya & Jatinder Kaur
Contract type name	GDS Contract
Purpose of contract	General and Orthodontic
Contract start date	01/04/2010
Contract end date	

16/17 Contracted general activity (UDA)	44,254
Carry forward general activity (UDA)	60
16/17 Contracted orthodontic activity (UOA)	1,091
Carry forward orthodontic activity (UOA)	-5
Baseline contract value	£1,314,627.69

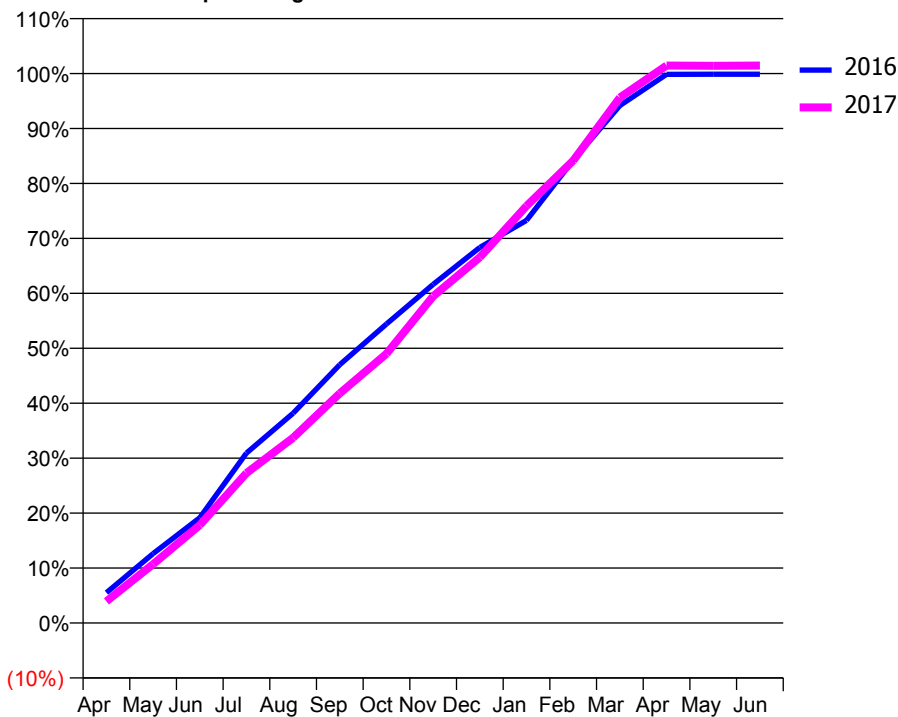
### ACCESS\*

Patients seen in 24 months	Total	Change since previous quarter
Quarter ending March 2016	13,095	
Quarter ending June 2016	13,112	→
Quarter ending September 2016	13,004	→
Quarter ending December 2016	13,185	→
Quarter ending March 2017	13,342	→
<b>Variance since March 2016</b>	<b>1.9%</b>	<b>→</b>



### ACTIVITY

Cumulative percentage of contracted UDA delivered 2016 & 2017



Month	Adjusted Scheduled Activity (UDA)	
	2016	2017
April	2,439	1,742
May	5,586	4,742
June	8,479	7,883
July	13,688	12,076
August	16,899	14,924
September	20,809	18,496
October	24,082	21,690
November	27,275	26,315
December	30,247	29,452
January	32,428	33,582
February	37,275	37,237
March	41,674	42,320
April	44,189	44,890
May	44,193	44,876
June	44,194	44,898

### QUALITY

	Quantity	Base Number	Contract	AT	Region	England
% of FP17s for the same patient ID Re-attending within 3 months - Children	705	5,781	12.2%	10.0%	12.0%	12.3%
% of FP17s for the same patient ID Re-attending within 3 months - Adults	2,618	12,877	20.3%	15.4%	16.0%	16.7%
% of FP17s for the same patient ID Re-attending between 3 & 9 months - Children	2,907	5,781	50.3%	51.1%	58.8%	57.6%
% of FP17s for the same patient ID Re-attending between 3 & 9 months - Adults	5,961	12,877	46.3%	46.4%	51.2%	50.1%
% of FP17s for Band 1 Urgent Courses	1,099	17,225	6.4%	8.1%	8.0%	9.1%
% of FP17s Relating to Free Repair or Replacements	267	17,225	1.6%	0.7%	0.8%	0.8%
% of FP17s Relating to Continuations	117	17,225	0.7%	0.9%	1.2%	1.2%
% of Patients satisfied with the dentistry they have received	14	14	100.0%	92.1%	92.7%	92.8%
% of Patients satisfied with the time they had to wait for an appointment	11	14	78.6%	90.3%	89.1%	88.7%

\* This is based on patients treated on this contract for their most recent course of treatment. Figures in italics indicate the base number of FP17s or Patient Questionnaire responses are less than 100. N/A is shown where the base number of responses is less than 10 during the period. % is calculated as Quantity/Base number\*100

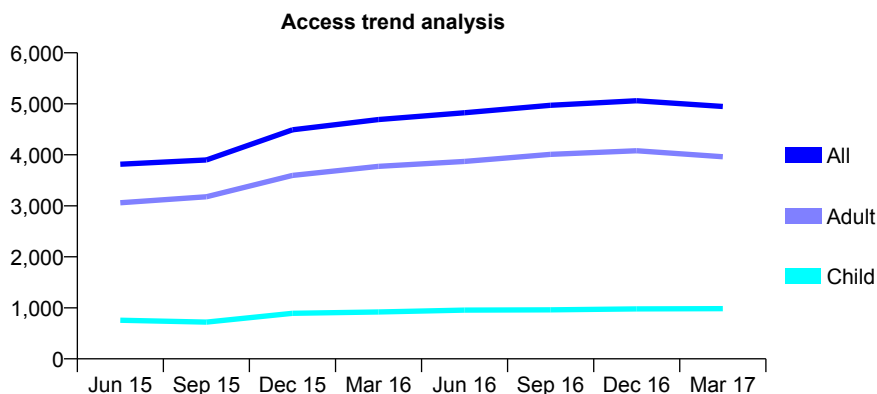
## Q54 - Vital Signs At a Glance Contract Report for 132780/0001 - Year end March 2017

Name or company name	Kingswinford Health Centre 1
Contract type name	GDS Contract
Purpose of contract	General
Contract start date	01/09/2014
Contract end date	

16/17 Contracted general activity (UDA)	14,554
Carry forward general activity (UDA)	-181
16/17 Contracted orthodontic activity (UOA)	0
Carry forward orthodontic activity (UOA)	0
Baseline contract value	£347,628.14

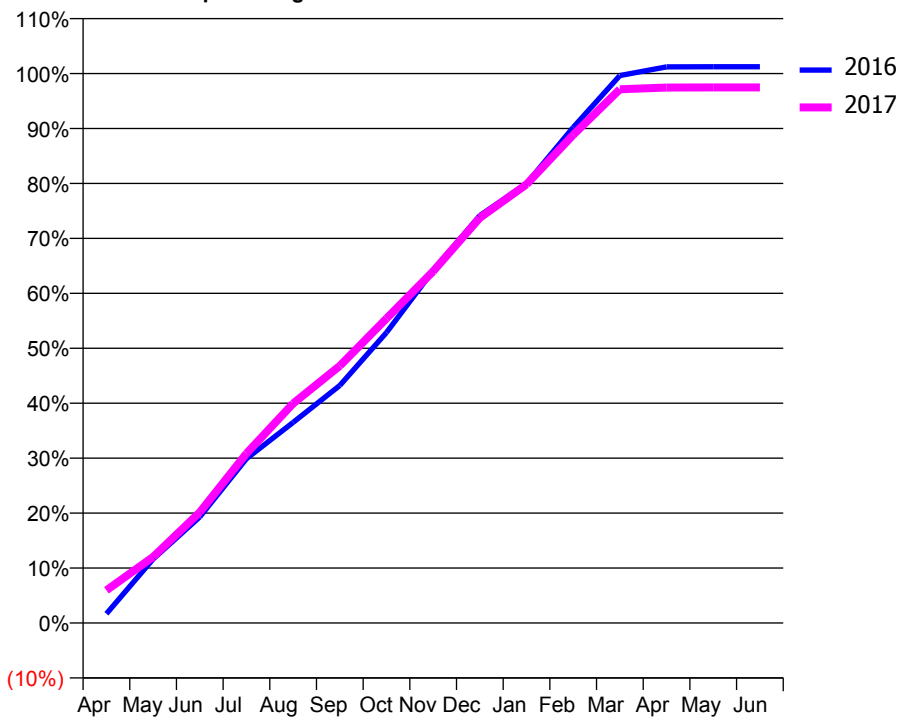
### ACCESS\*

Patients seen in 24 months	Total	Change since previous quarter
Quarter ending March 2016	4,692	
Quarter ending June 2016	4,826	↑
Quarter ending September 2016	4,971	↑
Quarter ending December 2016	5,060	→
Quarter ending March 2017	4,947	↓
<b>Variance since March 2016</b>	<b>5.4%</b>	<b>↑</b>



### ACTIVITY

Cumulative percentage of contracted UDA delivered 2016 & 2017



Month	Adjusted Scheduled Activity (UDA)	
	2016	2017
April	246	867
May	1,693	1,750
June	2,810	2,934
July	4,351	4,491
August	5,314	5,815
September	6,293	6,811
October	7,696	8,067
November	9,336	9,317
December	10,793	10,733
January	11,639	11,619
February	13,127	12,927
March	14,501	14,138
April	14,731	14,184
May	14,732	14,186
June	14,735	14,186

### QUALITY

	Quantity	Base Number	Contract	AT	Region	England
% of FP17s for the same patient ID Re-attending within 3 months - Children	54	1,340	4.0%	10.0%	12.0%	12.3%
% of FP17s for the same patient ID Re-attending within 3 months - Adults	988	5,829	16.9%	15.4%	16.0%	16.7%
% of FP17s for the same patient ID Re-attending between 3 & 9 months - Children	590	1,340	44.0%	51.1%	58.8%	57.6%
% of FP17s for the same patient ID Re-attending between 3 & 9 months - Adults	2,769	5,829	47.5%	46.4%	51.2%	50.1%
% of FP17s for Band 1 Urgent Courses	419	7,037	6.0%	8.1%	8.0%	9.1%
% of FP17s Relating to Free Repair or Replacements	99	7,037	1.4%	0.7%	0.8%	0.8%
% of FP17s Relating to Continuations	155	7,037	2.2%	0.9%	1.2%	1.2%
% of Patients satisfied with the dentistry they have received	10	10	100.0%	92.1%	92.7%	92.8%
% of Patients satisfied with the time they had to wait for an appointment	10	10	100.0%	90.3%	89.1%	88.7%

\* This is based on patients treated on this contract for their most recent course of treatment. Figures in italics indicate the base number of FP17s or Patient Questionnaire responses are less than 100. N/A is shown where the base number of responses is less than 10 during the period. % is calculated as Quantity/Base number\*100



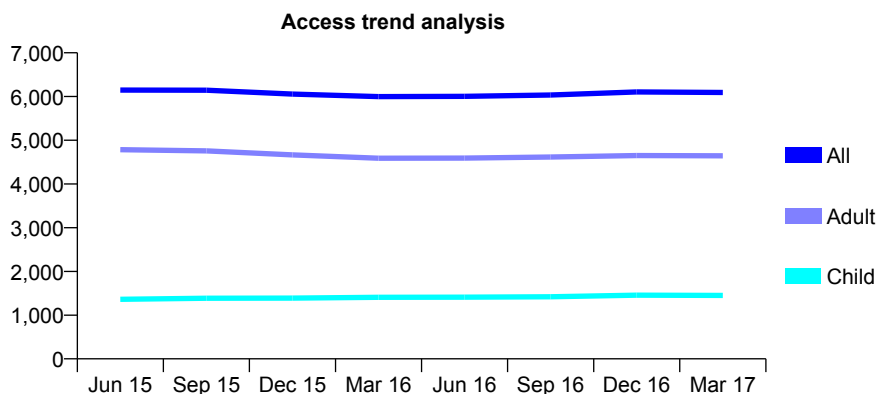
## Q54 - Vital Signs At a Glance Contract Report for 133507/0001 - Year end March 2017

Name or company name	Castle Bromwich Dental Care
Contract type name	GDS Contract
Purpose of contract	General
Contract start date	01/10/2012
Contract end date	

16/17 Contracted general activity (UDA)	17,362
Carry forward general activity (UDA)	-24
16/17 Contracted orthodontic activity (UOA)	0
Carry forward orthodontic activity (UOA)	0
Baseline contract value	£416,061.37

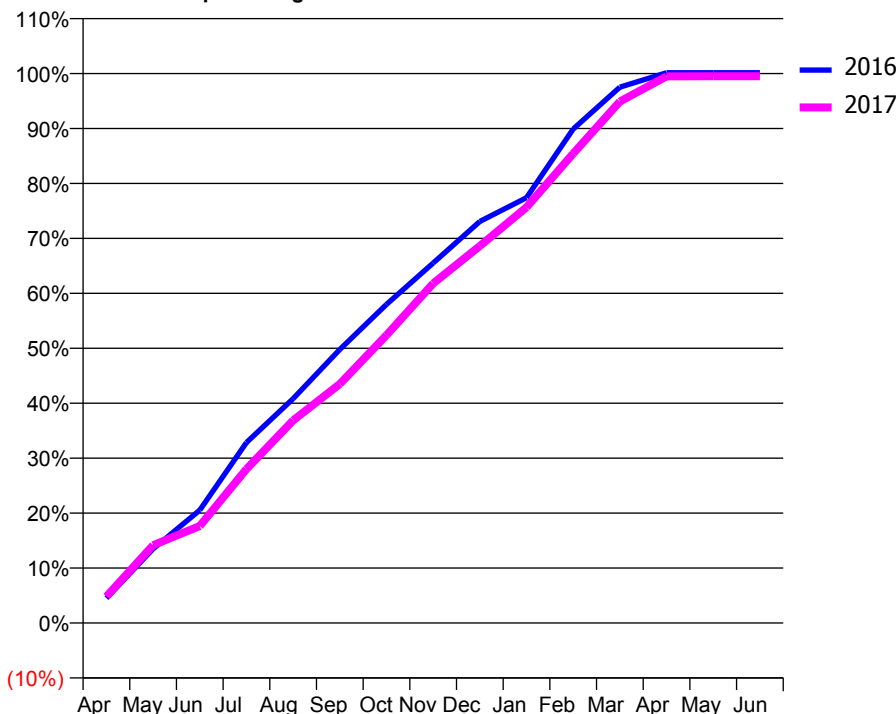
### ACCESS\*

Patients seen in 24 months	Total	Change since previous quarter
Quarter ending March 2016	5,997	
Quarter ending June 2016	6,003	→
Quarter ending September 2016	6,035	→
Quarter ending December 2016	6,106	→
Quarter ending March 2017	6,093	→
<b>Variance since March 2016</b>	<b>1.6%</b>	<b>→</b>



### ACTIVITY

Cumulative percentage of contracted UDA delivered 2016 & 2017



### QUALITY

	Quantity	Base Number	Contract	AT	Region	England
% of FP17s for the same patient ID Re-attending within 3 months - Children	121	1,858	6.5%	10.0%	12.0%	12.3%
% of FP17s for the same patient ID Re-attending within 3 months - Adults	835	5,746	14.5%	15.4%	16.0%	16.7%
% of FP17s for the same patient ID Re-attending between 3 & 9 months - Children	931	1,858	50.1%	51.1%	58.8%	57.6%
% of FP17s for the same patient ID Re-attending between 3 & 9 months - Adults	2,717	5,746	47.3%	46.4%	51.2%	50.1%
% of FP17s for Band 1 Urgent Courses	441	7,729	5.7%	8.1%	8.0%	9.1%
% of FP17s Relating to Free Repair or Replacements	65	7,729	0.8%	0.7%	0.8%	0.8%
% of FP17s Relating to Continuations	149	7,729	1.9%	0.9%	1.2%	1.2%
% of Patients satisfied with the dentistry they have received	4	6	N/A	92.1%	92.7%	92.8%
% of Patients satisfied with the time they had to wait for an appointment	5	6	N/A	90.3%	89.1%	88.7%

\* This is based on patients treated on this contract for their most recent course of treatment. Figures in italics indicate the base number of FP17s or Patient Questionnaire responses are less than 100. N/A is shown where the base number of responses is less than 10 during the period. % is calculated as Quantity/Base number\*100

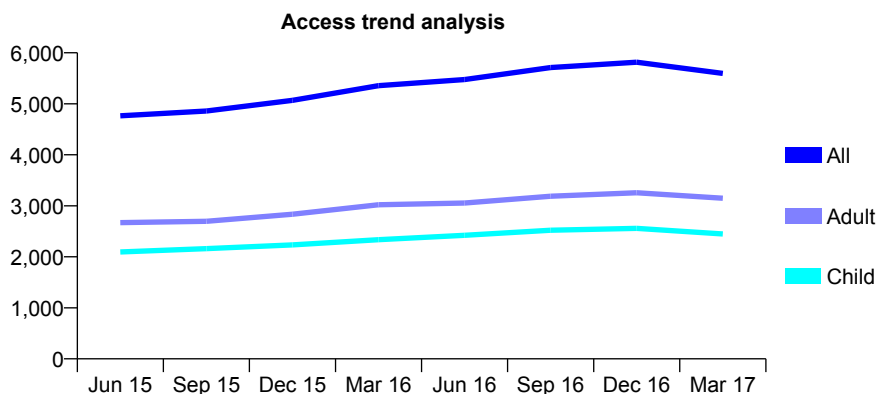
## Q54 - Vital Signs At a Glance Contract Report for 133698/0001 - Year end March 2017

Name or company name	Synergy Dental Practice Limited
Contract type name	PDS Plus Contract
Purpose of contract	General
Contract start date	01/10/2010
Contract end date	31/10/2020

16/17 Contracted general activity (UDA)	12,000
Carry forward general activity (UDA)	-240
16/17 Contracted orthodontic activity (UOA)	0
Carry forward orthodontic activity (UOA)	0
Baseline contract value	£229,591.57

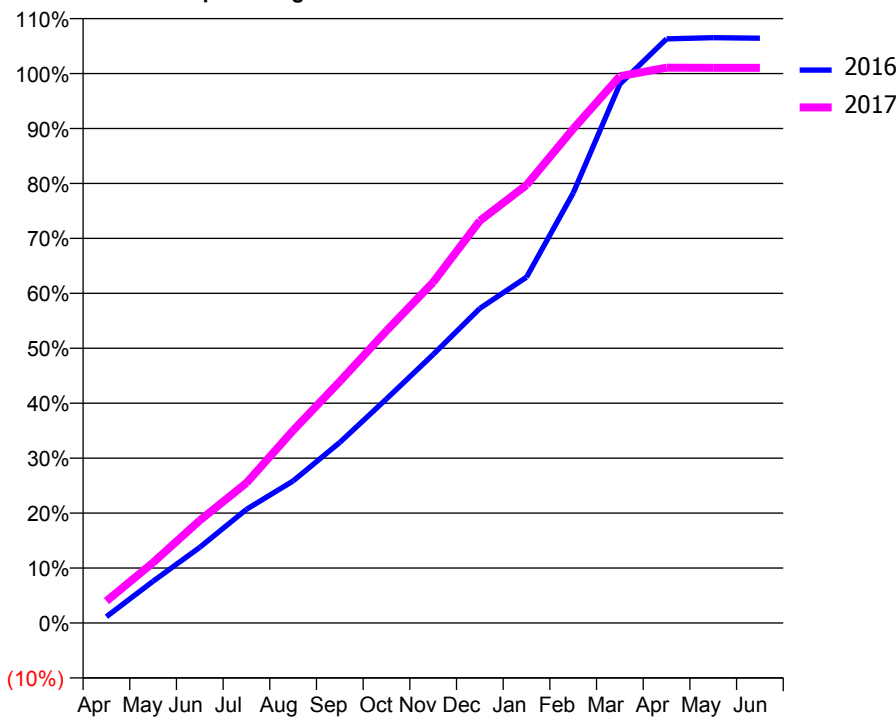
### ACCESS\*

Patients seen in 24 months	Total	Change since previous quarter
Quarter ending March 2016	5,356	
Quarter ending June 2016	5,476	↑
Quarter ending September 2016	5,710	↑
Quarter ending December 2016	5,815	→
Quarter ending March 2017	5,597	↓
<b>Variance since March 2016</b>	<b>4.5%</b>	<b>↑</b>



### ACTIVITY

Cumulative percentage of contracted UDA delivered 2016 & 2017



Adjusted Scheduled Activity (UDA)

Month	2016	2017
April	138	480
May	912	1,320
June	1,653	2,240
July	2,484	3,058
August	3,102	4,207
September	3,945	5,275
October	4,893	6,381
November	5,863	7,441
December	6,870	8,784
January	7,551	9,565
February	9,390	10,791
March	11,770	11,940
April	12,757	12,126
May	12,782	12,123
June	12,771	12,123

### QUALITY

	Quantity	Base Number	Contract	AT	Region	England
% of FP17s for the same patient ID Re-attending within 3 months - Children	115	2,433	4.7%	10.0%	12.0%	12.3%
% of FP17s for the same patient ID Re-attending within 3 months - Adults	438	3,271	13.4%	15.4%	16.0%	16.7%
% of FP17s for the same patient ID Re-attending between 3 & 9 months - Children	833	2,433	34.2%	51.1%	58.8%	57.6%
% of FP17s for the same patient ID Re-attending between 3 & 9 months - Adults	1,088	3,271	33.3%	46.4%	51.2%	50.1%
% of FP17s for Band 1 Urgent Courses	665	5,393	12.3%	8.1%	8.0%	9.1%
% of FP17s Relating to Free Repair or Replacements	27	5,393	0.5%	0.7%	0.8%	0.8%
% of FP17s Relating to Continuations	2	5,393	0.0%	0.9%	1.2%	1.2%
% of Patients satisfied with the dentistry they have received	6	6	N/A	92.1%	92.7%	92.8%
% of Patients satisfied with the time they had to wait for an appointment	6	6	N/A	90.3%	89.1%	88.7%

\* This is based on patients treated on this contract for their most recent course of treatment. Figures in italics indicate the base number of FP17s or Patient Questionnaire responses are less than 100. N/A is shown where the base number of responses is less than 10 during the period. % is calculated as Quantity/Base number\*100

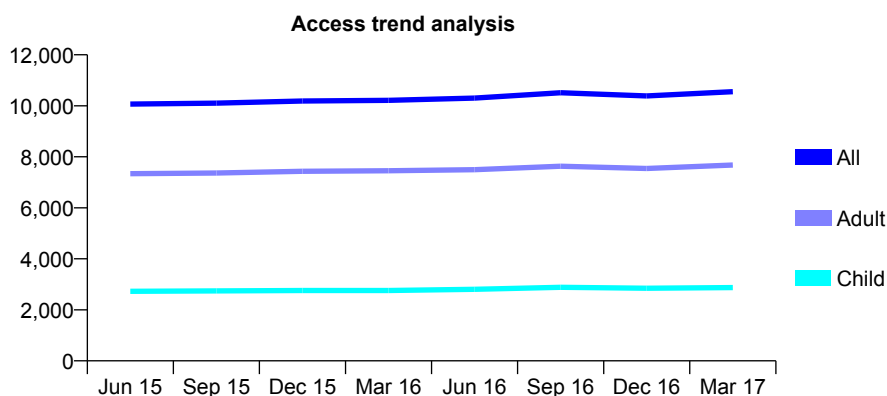
## Q54 - Vital Signs At a Glance Contract Report for 135356/0001 - Year end March 2017

Name or company name	Asden House Dental Clinic
Contract type name	GDS Contract
Purpose of contract	General
Contract start date	01/08/2012
Contract end date	

16/17 Contracted general activity (UDA)	29,744
Carry forward general activity (UDA)	1,064
16/17 Contracted orthodontic activity (UOA)	0
Carry forward orthodontic activity (UOA)	0
Baseline contract value	£845,436.88

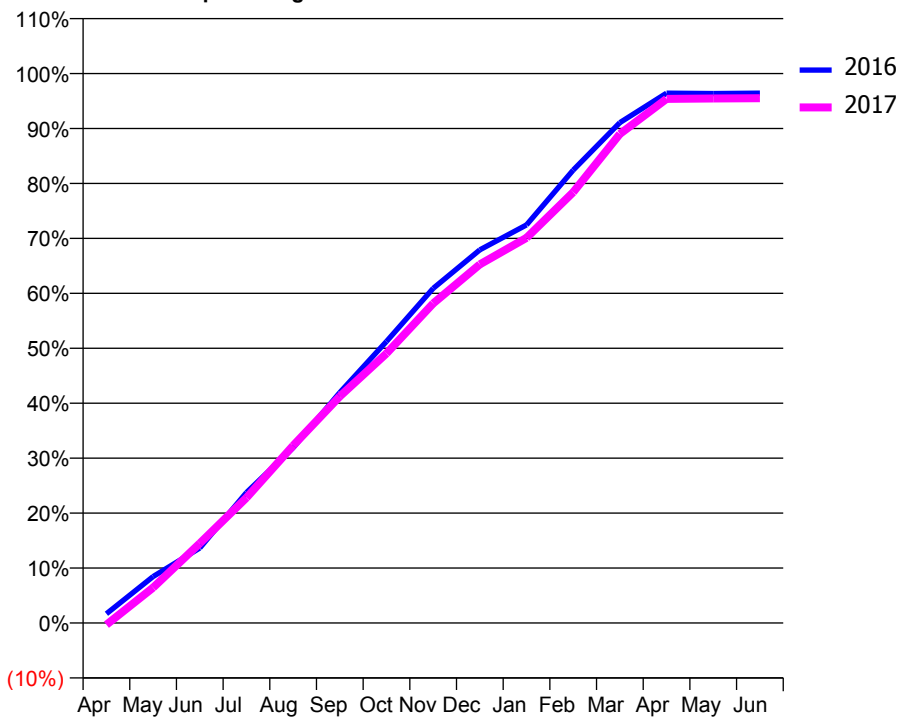
### ACCESS\*

Patients seen in 24 months	Total	Change since previous quarter
Quarter ending March 2016	10,213	
Quarter ending June 2016	10,302	→
Quarter ending September 2016	10,512	↑
Quarter ending December 2016	10,389	↓
Quarter ending March 2017	10,552	→
<b>Variance since March 2016</b>	<b>3.3%</b>	<b>↑</b>



### ACTIVITY

Cumulative percentage of contracted UDA delivered 2016 & 2017



Month	Adjusted Scheduled Activity (UDA)	
	2016	2017
April	498	-98
May	2,516	1,914
June	4,062	4,313
July	7,062	6,784
August	9,487	9,601
September	12,476	12,270
October	15,241	14,591
November	18,115	17,300
December	20,202	19,415
January	21,552	20,850
February	24,516	23,315
March	27,085	26,473
April	28,681	28,367
May	28,662	28,393
June	28,680	28,406

### QUALITY

	Quantity	Base Number	Contract	AT	Region	England
% of FP17s for the same patient ID Re-attending within 3 months - Children	360	3,742	9.6%	10.0%	12.0%	12.3%
% of FP17s for the same patient ID Re-attending within 3 months - Adults	1,646	8,989	18.3%	15.4%	16.0%	16.7%
% of FP17s for the same patient ID Re-attending between 3 & 9 months - Children	1,697	3,742	45.4%	51.1%	58.8%	57.6%
% of FP17s for the same patient ID Re-attending between 3 & 9 months - Adults	3,287	8,989	36.6%	46.4%	51.2%	50.1%
% of FP17s for Band 1 Urgent Courses	1,275	10,499	12.1%	8.1%	8.0%	9.1%
% of FP17s Relating to Free Repair or Replacements	101	10,499	1.0%	0.7%	0.8%	0.8%
% of FP17s Relating to Continuations	39	10,499	0.4%	0.9%	1.2%	1.2%
% of Patients satisfied with the dentistry they have received	11	11	100.0%	92.1%	92.7%	92.8%
% of Patients satisfied with the time they had to wait for an appointment	9	11	81.8%	90.3%	89.1%	88.7%

\* This is based on patients treated on this contract for their most recent course of treatment. Figures in italics indicate the base number of FP17s or Patient Questionnaire responses are less than 100. N/A is shown where the base number of responses is less than 10 during the period. % is calculated as Quantity/Base number\*100

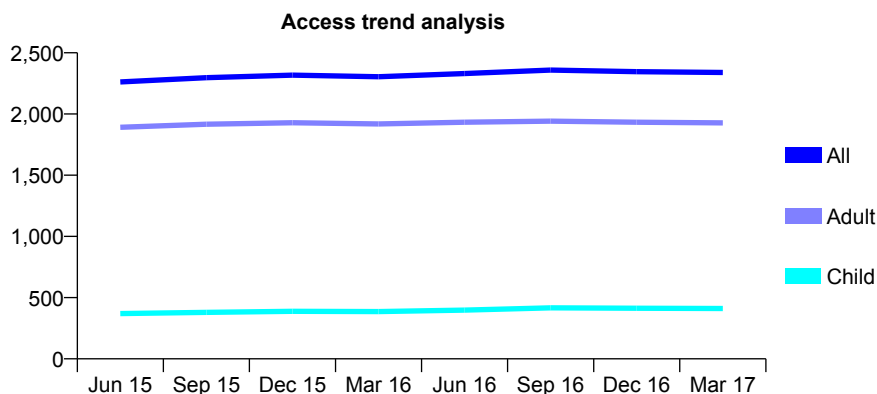
## Q54 - Vital Signs At a Glance Contract Report for 135623/0001 - Year end March 2017

Name or company name	New Coventry Road Dental Practice
Contract type name	GDS Contract
Purpose of contract	General
Contract start date	01/09/2011
Contract end date	

16/17 Contracted general activity (UDA)	7,068
Carry forward general activity (UDA)	-89
16/17 Contracted orthodontic activity (UOA)	0
Carry forward orthodontic activity (UOA)	0
Baseline contract value	£172,517.94

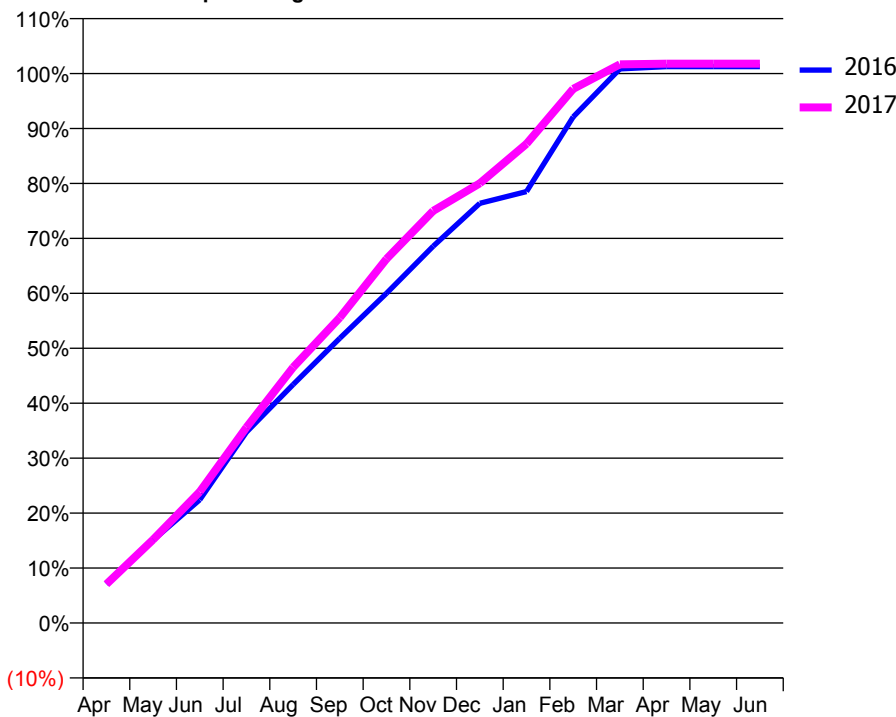
### ACCESS\*

Patients seen in 24 months	Total	Change since previous quarter
Quarter ending March 2016	2,305	
Quarter ending June 2016	2,331	→
Quarter ending September 2016	2,359	→
Quarter ending December 2016	2,346	→
Quarter ending March 2017	2,339	→
<b>Variance since March 2016</b>	<b>1.5%</b>	<b>→</b>



### ACTIVITY

Cumulative percentage of contracted UDA delivered 2016 & 2017



Month	Adjusted Scheduled Activity (UDA)	
	2016	2017
April	499	501
May	1,066	1,072
June	1,586	1,688
July	2,455	2,517
August	3,068	3,288
September	3,662	3,929
October	4,241	4,683
November	4,846	5,300
December	5,399	5,655
January	5,550	6,163
February	6,510	6,870
March	7,128	7,185
April	7,157	7,194
May	7,157	7,194
June	7,157	7,194

### QUALITY

	Quantity	Base Number	Contract	AT	Region	England
% of FP17s for the same patient ID Re-attending within 3 months - Children	27	577	4.7%	10.0%	12.0%	12.3%
% of FP17s for the same patient ID Re-attending within 3 months - Adults	470	3,008	15.6%	15.4%	16.0%	16.7%
% of FP17s for the same patient ID Re-attending between 3 & 9 months - Children	353	577	61.2%	51.1%	58.8%	57.6%
% of FP17s for the same patient ID Re-attending between 3 & 9 months - Adults	1,920	3,008	63.8%	46.4%	51.2%	50.1%
% of FP17s for Band 1 Urgent Courses	142	3,571	4.0%	8.1%	8.0%	9.1%
% of FP17s Relating to Free Repair or Replacements	4	3,571	0.1%	0.7%	0.8%	0.8%
% of FP17s Relating to Continuations	14	3,571	0.4%	0.9%	1.2%	1.2%
% of Patients satisfied with the dentistry they have received	7	7	N/A	92.1%	92.7%	92.8%
% of Patients satisfied with the time they had to wait for an appointment	7	7	N/A	90.3%	89.1%	88.7%

\* This is based on patients treated on this contract for their most recent course of treatment. Figures in italics indicate the base number of FP17s or Patient Questionnaire responses are less than 100. N/A is shown where the base number of responses is less than 10 during the period. % is calculated as Quantity/Base number\*100

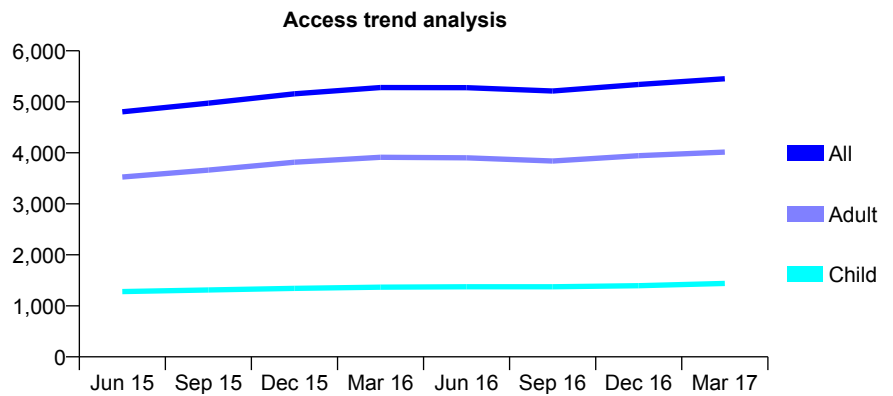
## Q54 - Vital Signs At a Glance Contract Report for 136662/0001 - Year end March 2017

Name or company name	Mr Hiren Yagnik Mr Prasad Vishnupurikar
Contract type name	GDS Contract
Purpose of contract	General
Contract start date	01/09/2008
Contract end date	

16/17 Contracted general activity (UDA)	13,545
Carry forward general activity (UDA)	55
16/17 Contracted orthodontic activity (UOA)	0
Carry forward orthodontic activity (UOA)	0
Baseline contract value	£310,412.92

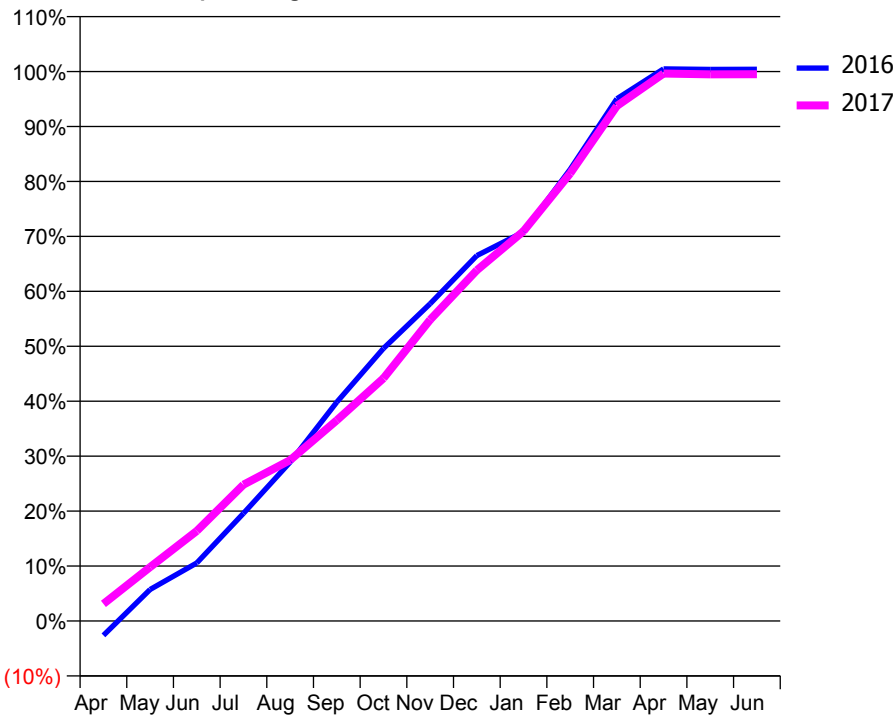
### ACCESS\*

Patients seen in 24 months	Total	Change since previous quarter
Quarter ending March 2016	5,279	
Quarter ending June 2016	5,276	→
Quarter ending September 2016	5,212	↓
Quarter ending December 2016	5,339	↑
Quarter ending March 2017	5,452	↑
<b>Variance since March 2016</b>	<b>3.3%</b>	<b>↑</b>



### ACTIVITY

Cumulative percentage of contracted UDA delivered 2016 & 2017



Month	Adjusted Scheduled Activity (UDA)	
	2016	2017
April	-356	422
May	778	1,329
June	1,432	2,222
July	2,653	3,361
August	3,916	3,965
September	5,395	4,949
October	6,722	5,983
November	7,821	7,426
December	9,007	8,646
January	9,591	9,610
February	11,134	11,032
March	12,874	12,697
April	13,611	13,493
May	13,597	13,474
June	13,600	13,478

### QUALITY

	Quantity	Base Number	Contract	AT	Region	England
% of FP17s for the same patient ID Re-attending within 3 months - Children	131	1,797	7.3%	10.0%	12.0%	12.3%
% of FP17s for the same patient ID Re-attending within 3 months - Adults	673	4,586	14.7%	15.4%	16.0%	16.7%
% of FP17s for the same patient ID Re-attending between 3 & 9 months - Children	856	1,797	47.6%	51.1%	58.8%	57.6%
% of FP17s for the same patient ID Re-attending between 3 & 9 months - Adults	2,057	4,586	44.9%	46.4%	51.2%	50.1%
% of FP17s for Band 1 Urgent Courses	621	5,756	10.8%	8.1%	8.0%	9.1%
% of FP17s Relating to Free Repair or Replacements	43	5,756	0.7%	0.7%	0.8%	0.8%
% of FP17s Relating to Continuations	36	5,756	0.6%	0.9%	1.2%	1.2%
% of Patients satisfied with the dentistry they have received	2	2	N/A	92.1%	92.7%	92.8%
% of Patients satisfied with the time they had to wait for an appointment	2	2	N/A	90.3%	89.1%	88.7%

\* This is based on patients treated on this contract for their most recent course of treatment. Figures in italics indicate the base number of FP17s or Patient Questionnaire responses are less than 100. N/A is shown where the base number of responses is less than 10 during the period. % is calculated as Quantity/Base number\*100

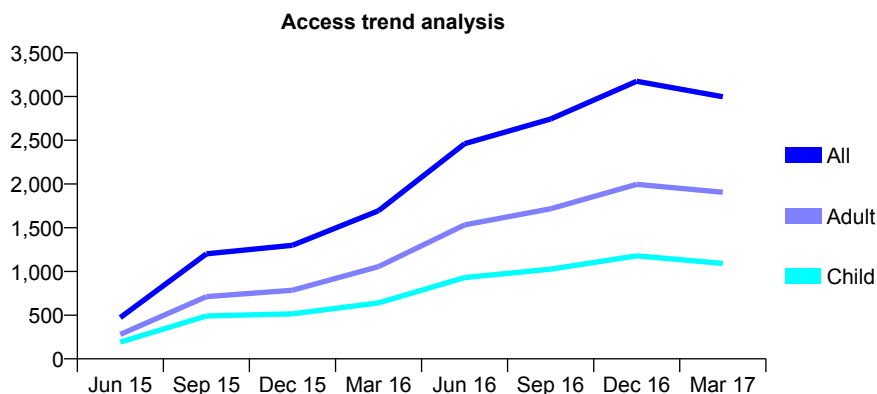
## Q54 - Vital Signs At a Glance Contract Report for 137537/0001 - Year end March 2017

Name or company name	Mr N.R.W Whiting & Mr Kiran Hanji
Contract type name	GDS Contract
Purpose of contract	General
Contract start date	01/05/2015
Contract end date	

16/17 Contracted general activity (UDA)	10,882
Carry forward general activity (UDA)	-48
16/17 Contracted orthodontic activity (UOA)	0
Carry forward orthodontic activity (UOA)	0
Baseline contract value	£313,449.69

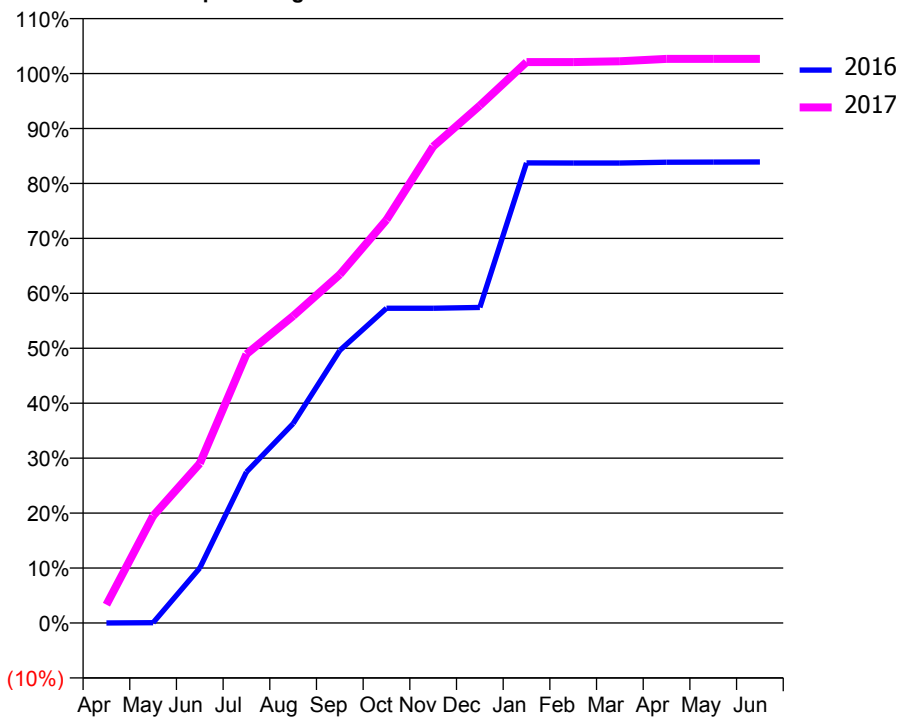
### ACCESS\*

Patients seen in 24 months	Total	Change since previous quarter
Quarter ending March 2016	1,694	
Quarter ending June 2016	2,461	↑
Quarter ending September 2016	2,743	↑
Quarter ending December 2016	3,174	↑
Quarter ending March 2017	2,997	↓
<b>Variance since March 2016</b>	<b>76.9%</b>	<b>↑</b>



### ACTIVITY

Cumulative percentage of contracted UDA delivered 2016 & 2017



Month	Adjusted Scheduled Activity (UDA)	
	2016	2017
April	0	363
May	7	2,122
June	996	3,160
July	2,738	5,325
August	3,615	6,081
September	4,942	6,903
October	5,705	7,983
November	5,705	9,438
December	5,720	10,247
January	8,340	11,108
February	8,338	11,108
March	8,338	11,123
April	8,351	11,173
May	8,355	11,173
June	8,357	11,173

### QUALITY

	Quantity	Base Number	Contract	AT	Region	England
% of FP17s for the same patient ID Re-attending within 3 months - Children	101	1,424	7.1%	10.0%	12.0%	12.3%
% of FP17s for the same patient ID Re-attending within 3 months - Adults	225	2,061	10.9%	15.4%	16.0%	16.7%
% of FP17s for the same patient ID Re-attending between 3 & 9 months - Children	384	1,424	27.0%	51.1%	58.8%	57.6%
% of FP17s for the same patient ID Re-attending between 3 & 9 months - Adults	487	2,061	23.6%	46.4%	51.2%	50.1%
% of FP17s for Band 1 Urgent Courses	273	3,448	7.9%	8.1%	8.0%	9.1%
% of FP17s Relating to Free Repair or Replacements	3	3,448	0.1%	0.7%	0.8%	0.8%
% of FP17s Relating to Continuations	2	3,448	0.1%	0.9%	1.2%	1.2%
% of Patients satisfied with the dentistry they have received	1	1	N/A	92.1%	92.7%	92.8%
% of Patients satisfied with the time they had to wait for an appointment	1	1	N/A	90.3%	89.1%	88.7%

\* This is based on patients treated on this contract for their most recent course of treatment. Figures in italics indicate the base number of FP17s or Patient Questionnaire responses are less than 100. N/A is shown where the base number of responses is less than 10 during the period. % is calculated as Quantity/Base number\*100

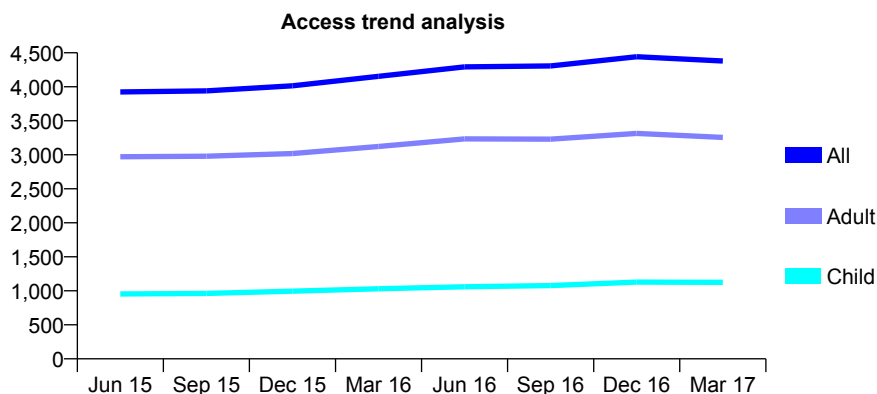
## Q54 - Vital Signs At a Glance Contract Report for 138657/0001 - Year end March 2017

Name or company name	Coalway Road Dental Practice
Contract type name	GDS Contract
Purpose of contract	General and Orthodontic
Contract start date	01/06/2011
Contract end date	

16/17 Contracted general activity (UDA)	15,000
Carry forward general activity (UDA)	-87
16/17 Contracted orthodontic activity (UOA)	546
Carry forward orthodontic activity (UOA)	0
Baseline contract value	£317,492.57

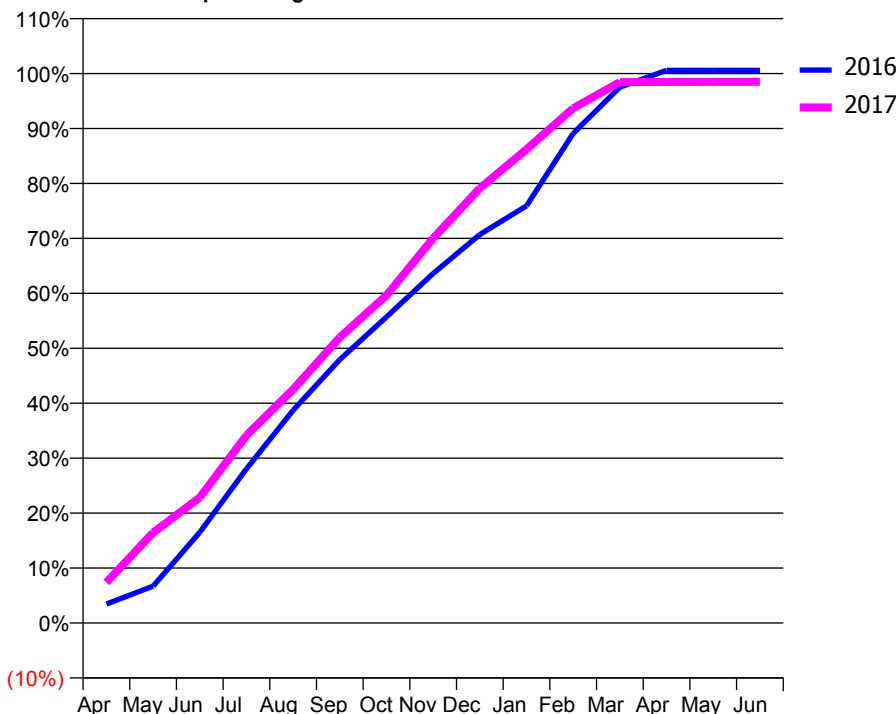
### ACCESS\*

Patients seen in 24 months	Total	Change since previous quarter
Quarter ending March 2016	4,154	
Quarter ending June 2016	4,294	↑
Quarter ending September 2016	4,307	→
Quarter ending December 2016	4,443	↑
Quarter ending March 2017	4,379	↓
<b>Variance since March 2016</b>	<b>5.4%</b>	<b>↑</b>



### ACTIVITY

Cumulative percentage of contracted UDA delivered 2016 & 2017



Month	Adjusted Scheduled Activity (UDA)	
	2016	2017
April	520	1,107
May	1,006	2,470
June	2,475	3,427
July	4,209	5,123
August	5,808	6,380
September	7,190	7,800
October	8,357	8,946
November	9,542	10,504
December	10,607	11,869
January	11,388	12,930
February	13,364	14,053
March	14,629	14,766
April	15,087	14,768
May	15,087	14,771
June	15,087	14,771

### QUALITY

	Quantity	Base Number	Contract	AT	Region	England
% of FP17s for the same patient ID Re-attending within 3 months - Children	184	1,626	11.3%	10.0%	12.0%	12.3%
% of FP17s for the same patient ID Re-attending within 3 months - Adults	789	4,233	18.6%	15.4%	16.0%	16.7%
% of FP17s for the same patient ID Re-attending between 3 & 9 months - Children	766	1,626	47.1%	51.1%	58.8%	57.6%
% of FP17s for the same patient ID Re-attending between 3 & 9 months - Adults	1,757	4,233	41.5%	46.4%	51.2%	50.1%
% of FP17s for Band 1 Urgent Courses	657	5,630	11.7%	8.1%	8.0%	9.1%
% of FP17s Relating to Free Repair or Replacements	43	5,630	0.8%	0.7%	0.8%	0.8%
% of FP17s Relating to Continuations	30	5,630	0.5%	0.9%	1.2%	1.2%
% of Patients satisfied with the dentistry they have received	4	5	N/A	92.1%	92.7%	92.8%
% of Patients satisfied with the time they had to wait for an appointment	5	5	N/A	90.3%	89.1%	88.7%

\* This is based on patients treated on this contract for their most recent course of treatment. Figures in italics indicate the base number of FP17s or Patient Questionnaire responses are less than 100. N/A is shown where the base number of responses is less than 10 during the period. % is calculated as Quantity/Base number\*100



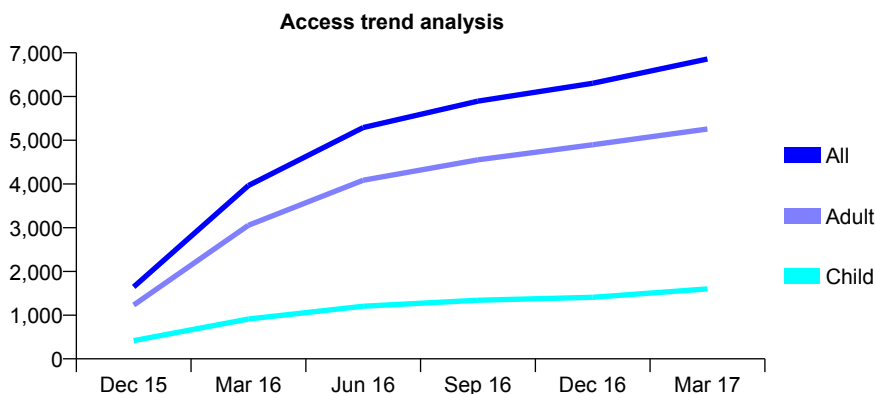
## Q54 - Vital Signs At a Glance Contract Report for 139955/0001 - Year end March 2017

Name or company name	Wilkinson Dental Care
Contract type name	GDS Contract
Purpose of contract	General
Contract start date	01/10/2015
Contract end date	

16/17 Contracted general activity (UDA)	23,902
Carry forward general activity (UDA)	-188
16/17 Contracted orthodontic activity (UOA)	0
Carry forward orthodontic activity (UOA)	0
Baseline contract value	£522,277.08

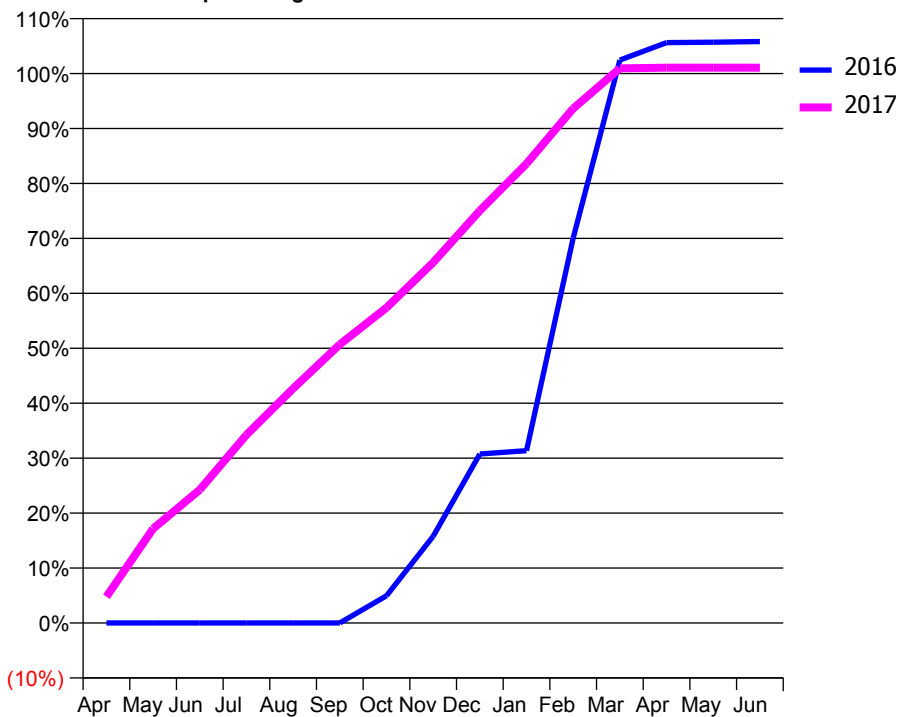
### ACCESS\*

Patients seen in 24 months	Total	Change since previous quarter
Quarter ending March 2016	3,965	
Quarter ending June 2016	5,290	↑
Quarter ending September 2016	5,893	↑
Quarter ending December 2016	6,304	↑
Quarter ending March 2017	6,857	↑
<b>Variance since March 2016</b>	<b>72.9%</b>	<b>↑</b>



### ACTIVITY

Cumulative percentage of contracted UDA delivered 2016 & 2017



Adjusted Scheduled Activity (UDA)

Month	2016	2017
April	0	1,144
May	0	4,105
June	0	5,797
July	0	8,184
August	0	10,199
September	0	12,121
October	593	13,715
November	1,886	15,680
December	3,676	17,936
January	3,749	19,980
February	8,376	22,380
March	12,243	24,125
April	12,624	24,157
May	12,632	24,155
June	12,645	24,156

### QUALITY

	Quantity	Base Number	Contract	AT	Region	England
% of FP17s for the same patient ID Re-attending within 3 months - Children	159	2,212	7.2%	10.0%	12.0%	12.3%
% of FP17s for the same patient ID Re-attending within 3 months - Adults	899	7,114	12.6%	15.4%	16.0%	16.7%
% of FP17s for the same patient ID Re-attending between 3 & 9 months - Children	926	2,212	41.9%	51.1%	58.8%	57.6%
% of FP17s for the same patient ID Re-attending between 3 & 9 months - Adults	3,132	7,114	44.0%	46.4%	51.2%	50.1%
% of FP17s for Band 1 Urgent Courses	787	9,206	8.5%	8.1%	8.0%	9.1%
% of FP17s Relating to Free Repair or Replacements	39	9,206	0.4%	0.7%	0.8%	0.8%
% of FP17s Relating to Continuations	53	9,206	0.6%	0.9%	1.2%	1.2%
% of Patients satisfied with the dentistry they have received	29	34	85.3%	92.1%	92.7%	92.8%
% of Patients satisfied with the time they had to wait for an appointment	29	34	85.3%	90.3%	89.1%	88.7%

\* This is based on patients treated on this contract for their most recent course of treatment. Figures in italics indicate the base number of FP17s or Patient Questionnaire responses are less than 100. N/A is shown where the base number of responses is less than 10 during the period. % is calculated as Quantity/Base number\*100

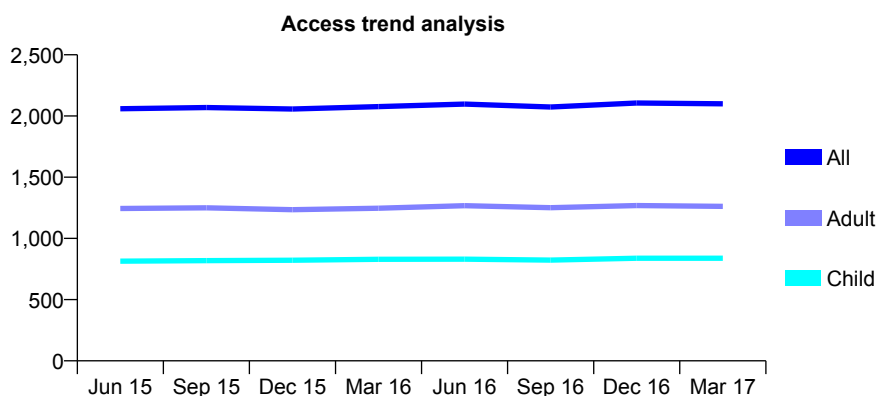
## Q54 - Vital Signs At a Glance Contract Report for 140260/0001 - Year end March 2017

Name or company name	Thornley & Thornley
Contract type name	GDS Contract
Purpose of contract	General and Orthodontic
Contract start date	01/04/2006
Contract end date	

16/17 Contracted general activity (UDA)	3,132
Carry forward general activity (UDA)	-63
16/17 Contracted orthodontic activity (UOA)	791
Carry forward orthodontic activity (UOA)	-16
Baseline contract value	£134,417.05

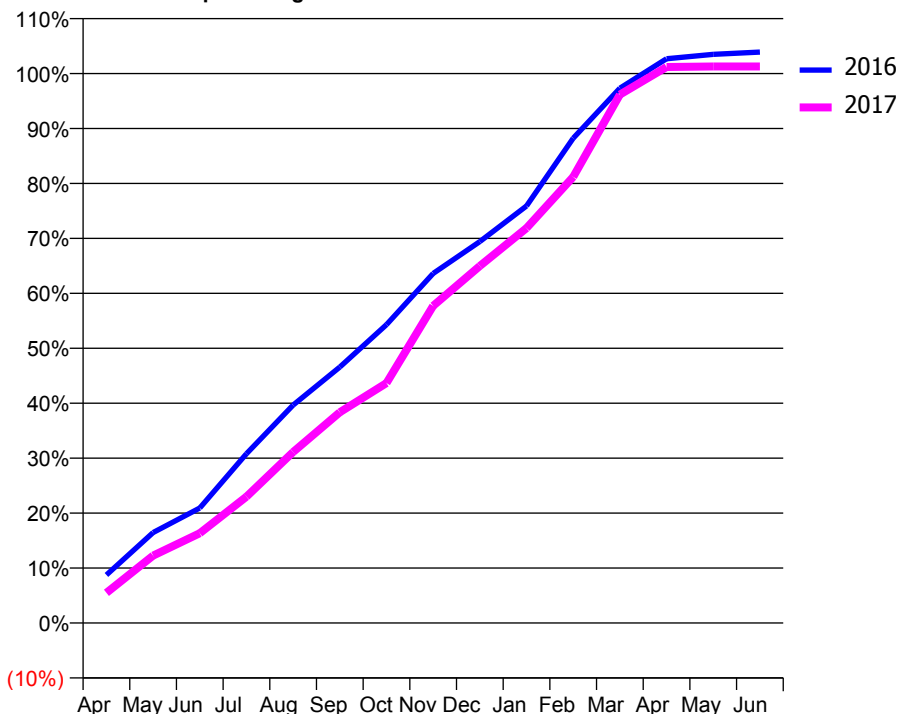
### ACCESS\*

Patients seen in 24 months	Total	Change since previous quarter
Quarter ending March 2016	2,077	
Quarter ending June 2016	2,098	→
Quarter ending September 2016	2,074	↓
Quarter ending December 2016	2,106	→
Quarter ending March 2017	2,100	→
<b>Variance since March 2016</b>	<b>1.1%</b>	<b>→</b>



### ACTIVITY

Cumulative percentage of contracted UDA delivered 2016 & 2017



Month	Adjusted Scheduled Activity (UDA)	
	2016	2017
April	274	172
May	516	384
June	655	512
July	965	720
August	1,243	975
September	1,459	1,201
October	1,701	1,367
November	1,993	1,808
December	2,174	2,035
January	2,377	2,251
February	2,763	2,543
March	3,048	3,011
April	3,216	3,169
May	3,241	3,172
June	3,254	3,172

### QUALITY

	Quantity	Base Number	Contract	AT	Region	England
% of FP17s for the same patient ID Re-attending within 3 months - Children	84	1,250	6.7%	10.0%	12.0%	12.3%
% of FP17s for the same patient ID Re-attending within 3 months - Adults	205	1,430	14.3%	15.4%	16.0%	16.7%
% of FP17s for the same patient ID Re-attending between 3 & 9 months - Children	586	1,250	46.9%	51.1%	58.8%	57.6%
% of FP17s for the same patient ID Re-attending between 3 & 9 months - Adults	649	1,430	45.4%	46.4%	51.2%	50.1%
% of FP17s for Band 1 Urgent Courses	106	1,541	6.9%	8.1%	8.0%	9.1%
% of FP17s Relating to Free Repair or Replacements	1	1,541	0.1%	0.7%	0.8%	0.8%
% of FP17s Relating to Continuations	19	1,541	1.2%	0.9%	1.2%	1.2%
% of Patients satisfied with the dentistry they have received	2	2	N/A	92.1%	92.7%	92.8%
% of Patients satisfied with the time they had to wait for an appointment	2	2	N/A	90.3%	89.1%	88.7%

\* This is based on patients treated on this contract for their most recent course of treatment. Figures in italics indicate the base number of FP17s or Patient Questionnaire responses are less than 100. N/A is shown where the base number of responses is less than 10 during the period. % is calculated as Quantity/Base number\*100

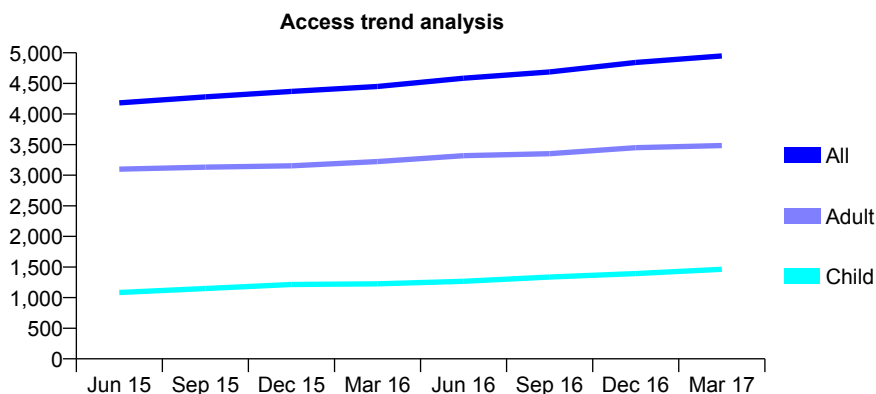
## Q54 - Vital Signs At a Glance Contract Report for 140996/0001 - Year end March 2017

Name or company name	Darlaston Dental Practice
Contract type name	GDS Contract
Purpose of contract	General
Contract start date	01/10/2008
Contract end date	

16/17 Contracted general activity (UDA)	15,411
Carry forward general activity (UDA)	-54
16/17 Contracted orthodontic activity (UOA)	0
Carry forward orthodontic activity (UOA)	0
Baseline contract value	£371,420.47

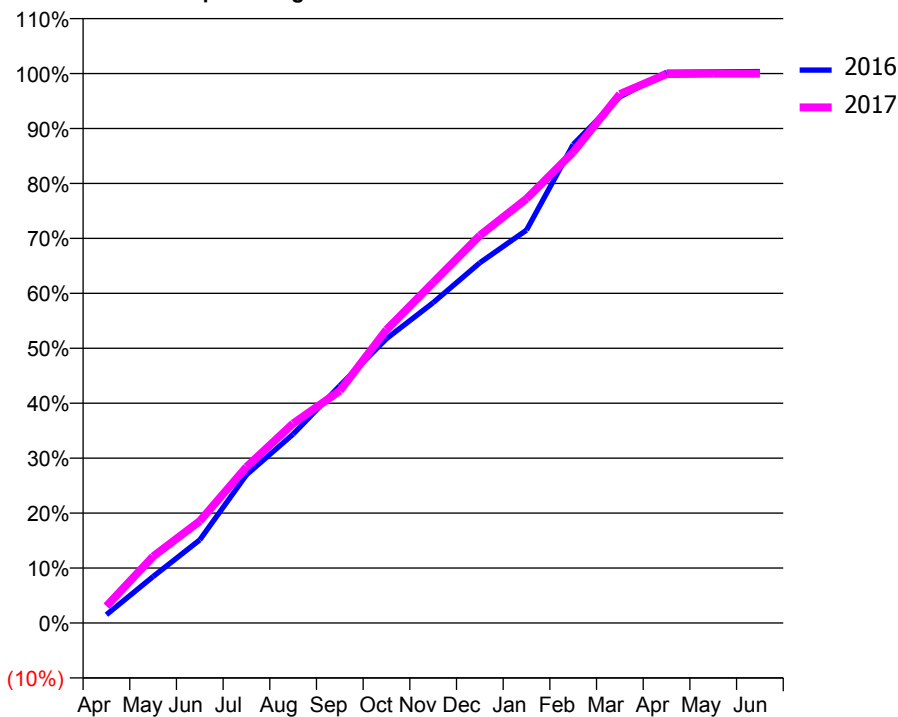
### ACCESS\*

Patients seen in 24 months	Total	Change since previous quarter
Quarter ending March 2016	4,449	
Quarter ending June 2016	4,585	↑
Quarter ending September 2016	4,687	↑
Quarter ending December 2016	4,842	↑
Quarter ending March 2017	4,948	↑
<b>Variance since March 2016</b>	<b>11.2%</b>	<b>↑</b>



### ACTIVITY

Cumulative percentage of contracted UDA delivered 2016 & 2017



Month	Adjusted Scheduled Activity (UDA)	
	2016	2017
April	234	473
May	1,303	1,867
June	2,331	2,858
July	4,156	4,379
August	5,297	5,598
September	6,656	6,511
October	7,976	8,227
November	8,986	9,550
December	10,102	10,869
January	11,020	11,898
February	13,420	13,207
March	14,754	14,834
April	15,446	15,393
May	15,453	15,406
June	15,465	15,406

### QUALITY

	Quantity	Base Number	Contract	AT	Region	England
% of FP17s for the same patient ID Re-attending within 3 months - Children	55	1,803	3.1%	10.0%	12.0%	12.3%
% of FP17s for the same patient ID Re-attending within 3 months - Adults	327	4,076	8.0%	15.4%	16.0%	16.7%
% of FP17s for the same patient ID Re-attending between 3 & 9 months - Children	827	1,803	45.9%	51.1%	58.8%	57.6%
% of FP17s for the same patient ID Re-attending between 3 & 9 months - Adults	1,840	4,076	45.1%	46.4%	51.2%	50.1%
% of FP17s for Band 1 Urgent Courses	277	5,841	4.7%	8.1%	8.0%	9.1%
% of FP17s Relating to Free Repair or Replacements	46	5,841	0.8%	0.7%	0.8%	0.8%
% of FP17s Relating to Continuations	23	5,841	0.4%	0.9%	1.2%	1.2%
% of Patients satisfied with the dentistry they have received	5	5	N/A	92.1%	92.7%	92.8%
% of Patients satisfied with the time they had to wait for an appointment	5	5	N/A	90.3%	89.1%	88.7%

\* This is based on patients treated on this contract for their most recent course of treatment. Figures in italics indicate the base number of FP17s or Patient Questionnaire responses are less than 100. N/A is shown where the base number of responses is less than 10 during the period. % is calculated as Quantity/Base number\*100

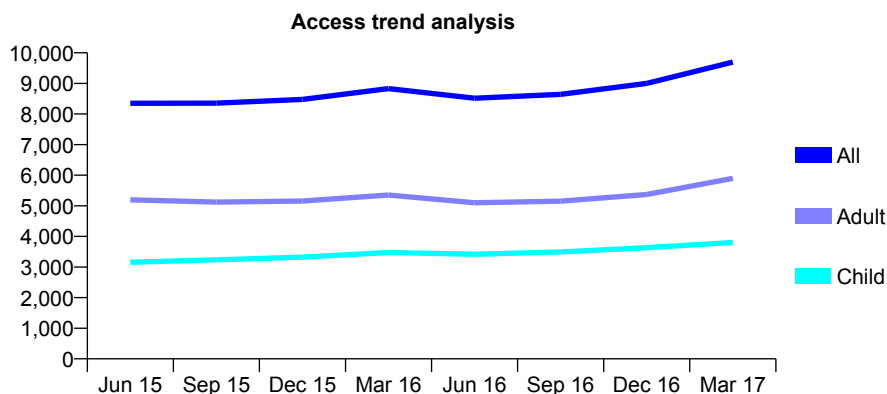
## Q54 - Vital Signs At a Glance Contract Report for 141070/0001 - Year end March 2017

Name or company name	Walsall Dental Practice
Contract type name	GDS Contract
Purpose of contract	General
Contract start date	09/09/2010
Contract end date	

16/17 Contracted general activity (UDA)	29,761
Carry forward general activity (UDA)	201
16/17 Contracted orthodontic activity (UOA)	0
Carry forward orthodontic activity (UOA)	0
Baseline contract value	£719,053.96

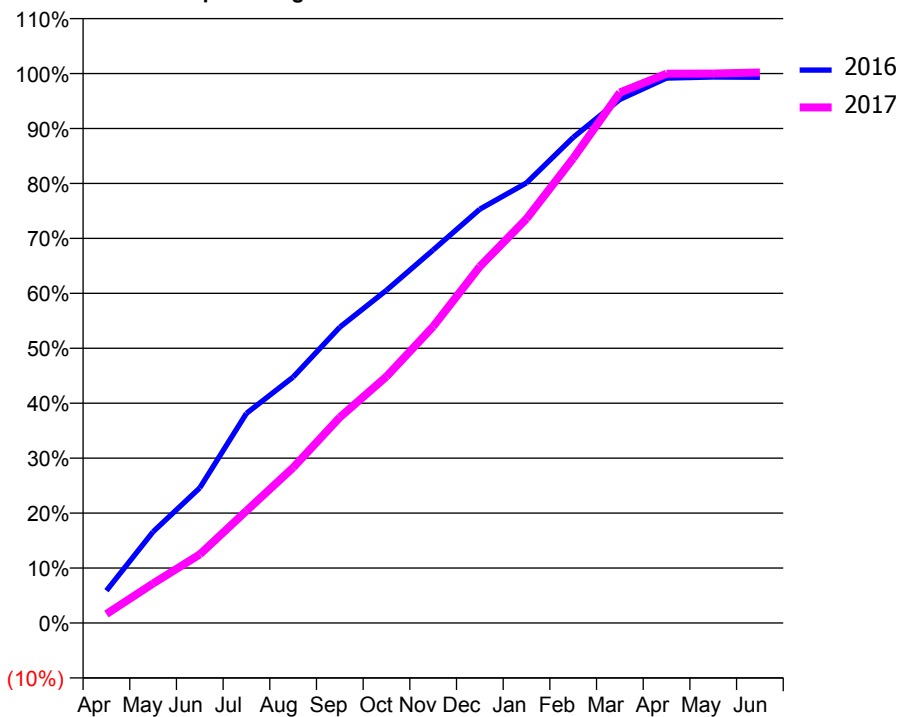
### ACCESS\*

Patients seen in 24 months	Total	Change since previous quarter
Quarter ending March 2016	8,832	
Quarter ending June 2016	8,518	↓
Quarter ending September 2016	8,643	→
Quarter ending December 2016	9,001	↑
Quarter ending March 2017	9,699	↑
<b>Variance since March 2016</b>	<b>9.8%</b>	<b>↑</b>



### ACTIVITY

Cumulative percentage of contracted UDA delivered 2016 & 2017



Month	Adjusted Scheduled Activity (UDA)	
	2016	2017
April	1,751	485
May	4,945	2,138
June	7,319	3,718
July	11,360	6,075
August	13,320	8,415
September	16,020	11,139
October	18,024	13,352
November	20,203	16,055
December	22,410	19,307
January	23,833	21,891
February	26,302	25,166
March	28,361	28,733
April	29,510	29,752
May	29,572	29,758
June	29,560	29,815

### QUALITY

	Quantity	Base Number	Contract	AT	Region	England
% of FP17s for the same patient ID Re-attending within 3 months - Children	217	5,085	4.3%	10.0%	12.0%	12.3%
% of FP17s for the same patient ID Re-attending within 3 months - Adults	542	6,502	8.3%	15.4%	16.0%	16.7%
% of FP17s for the same patient ID Re-attending between 3 & 9 months - Children	2,509	5,085	49.3%	51.1%	58.8%	57.6%
% of FP17s for the same patient ID Re-attending between 3 & 9 months - Adults	2,540	6,502	39.1%	46.4%	51.2%	50.1%
% of FP17s for Band 1 Urgent Courses	878	11,536	7.6%	8.1%	8.0%	9.1%
% of FP17s Relating to Free Repair or Replacements	29	11,536	0.3%	0.7%	0.8%	0.8%
% of FP17s Relating to Continuations	88	11,536	0.8%	0.9%	1.2%	1.2%
% of Patients satisfied with the dentistry they have received	5	5	N/A	92.1%	92.7%	92.8%
% of Patients satisfied with the time they had to wait for an appointment	5	5	N/A	90.3%	89.1%	88.7%

\* This is based on patients treated on this contract for their most recent course of treatment. Figures in italics indicate the base number of FP17s or Patient Questionnaire responses are less than 100. N/A is shown where the base number of responses is less than 10 during the period. % is calculated as Quantity/Base number\*100

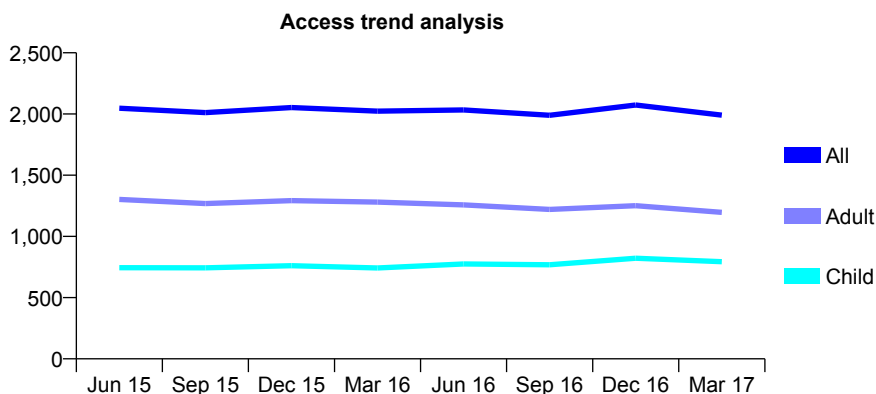
## Q54 - Vital Signs At a Glance Contract Report for 141801/0001 - Year end March 2017

Name or company name	AS, BS & BS Bhandal
Contract type name	GDS Contract
Purpose of contract	General
Contract start date	12/01/2009
Contract end date	

16/17 Contracted general activity (UDA)	5,368
Carry forward general activity (UDA)	-39
16/17 Contracted orthodontic activity (UOA)	0
Carry forward orthodontic activity (UOA)	0
Baseline contract value	£130,204.88

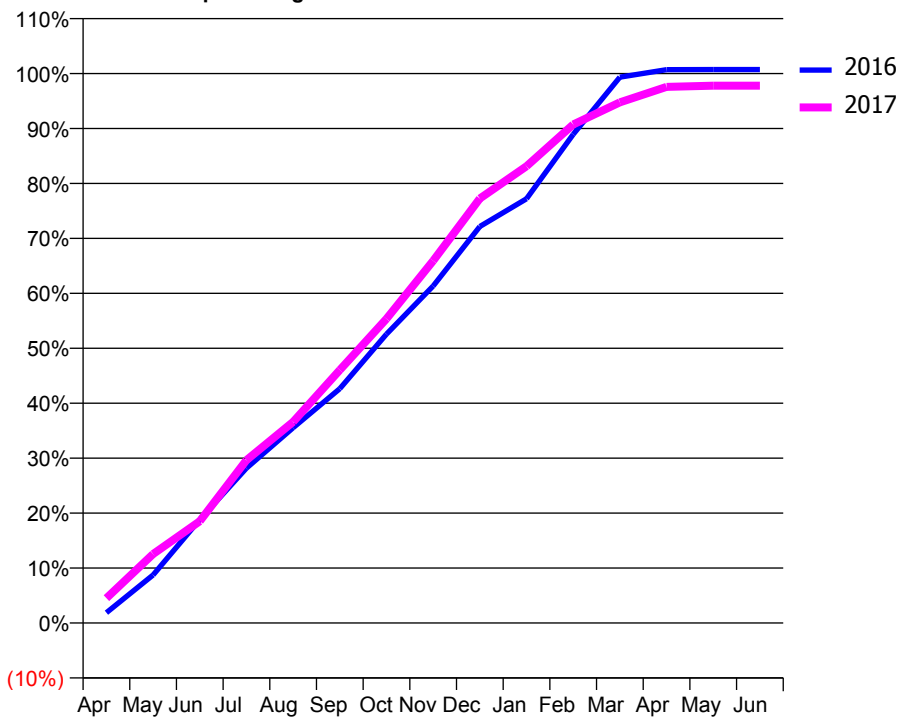
### ACCESS\*

Patients seen in 24 months	Total	Change since previous quarter
Quarter ending March 2016	2,023	
Quarter ending June 2016	2,033	→
Quarter ending September 2016	1,990	↓
Quarter ending December 2016	2,073	↑
Quarter ending March 2017	1,991	↓
<b>Variance since March 2016</b>	<b>(1.6%)</b>	<b>↓</b>



### ACTIVITY

Cumulative percentage of contracted UDA delivered 2016 & 2017



Month	Adjusted Scheduled Activity (UDA)	
	2016	2017
April	101	242
May	470	674
June	1,010	995
July	1,513	1,591
August	1,908	1,965
September	2,290	2,472
October	2,822	2,972
November	3,292	3,538
December	3,873	4,147
January	4,144	4,463
February	4,774	4,869
March	5,333	5,086
April	5,406	5,237
May	5,407	5,249
June	5,407	5,249

### QUALITY

	Quantity	Base Number	Contract	AT	Region	England
% of FP17s for the same patient ID Re-attending within 3 months - Children	60	942	6.4%	10.0%	12.0%	12.3%
% of FP17s for the same patient ID Re-attending within 3 months - Adults	171	1,268	13.5%	15.4%	16.0%	16.7%
% of FP17s for the same patient ID Re-attending between 3 & 9 months - Children	357	942	37.9%	51.1%	58.8%	57.6%
% of FP17s for the same patient ID Re-attending between 3 & 9 months - Adults	472	1,268	37.2%	46.4%	51.2%	50.1%
% of FP17s for Band 1 Urgent Courses	157	2,217	7.1%	8.1%	8.0%	9.1%
% of FP17s Relating to Free Repair or Replacements	0	2,217	0.0%	0.7%	0.8%	0.8%
% of FP17s Relating to Continuations	3	2,217	0.1%	0.9%	1.2%	1.2%
% of Patients satisfied with the dentistry they have received	0	0	N/A	92.1%	92.7%	92.8%
% of Patients satisfied with the time they had to wait for an appointment	0	0	N/A	90.3%	89.1%	88.7%

\* This is based on patients treated on this contract for their most recent course of treatment. Figures in italics indicate the base number of FP17s or Patient Questionnaire responses are less than 100. N/A is shown where the base number of responses is less than 10 during the period. % is calculated as Quantity/Base number\*100

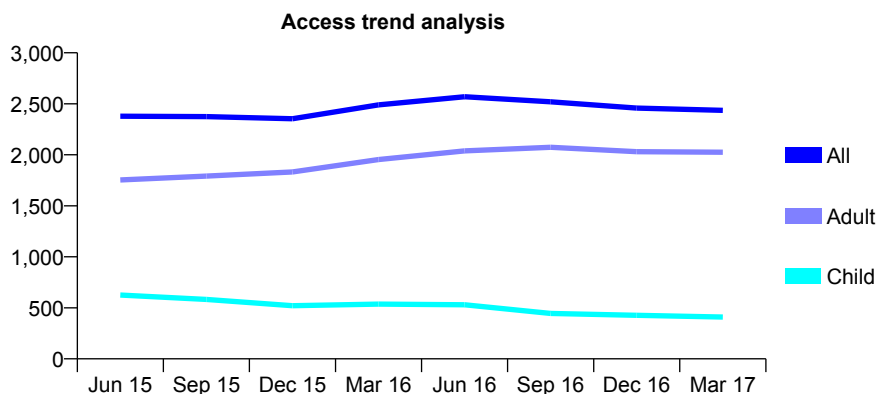
## Q54 - Vital Signs At a Glance Contract Report for 142131/0001 - Year end March 2017

Name or company name	New Road Dental Practice
Contract type name	GDS Contract
Purpose of contract	General
Contract start date	01/09/2010
Contract end date	

16/17 Contracted general activity (UDA)	9,064
Carry forward general activity (UDA)	-21
16/17 Contracted orthodontic activity (UOA)	0
Carry forward orthodontic activity (UOA)	0
Baseline contract value	£230,642.71

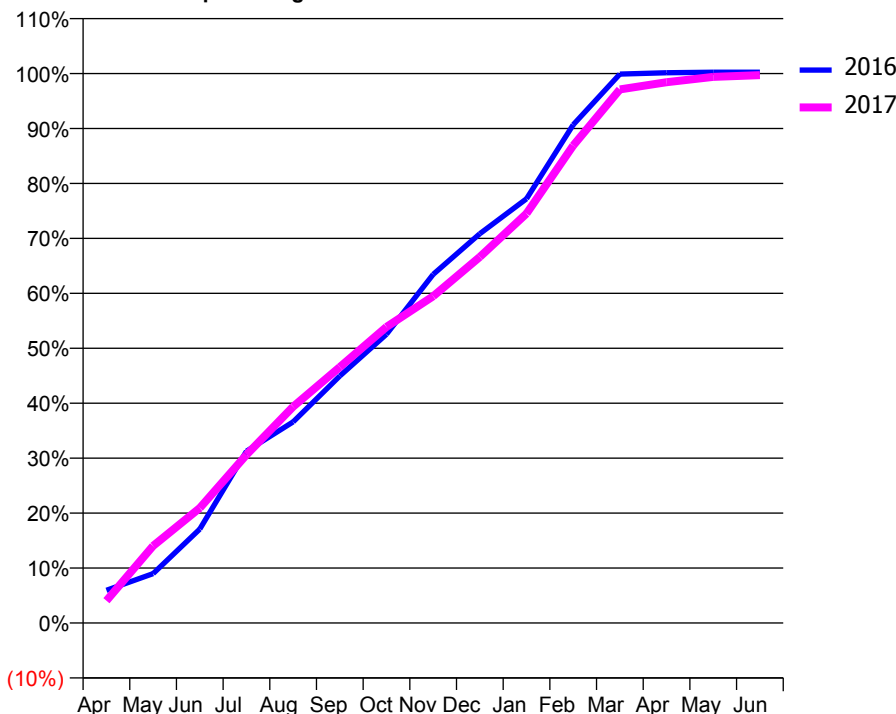
### ACCESS\*

Patients seen in 24 months	Total	Change since previous quarter
Quarter ending March 2016	2,490	
Quarter ending June 2016	2,569	↑
Quarter ending September 2016	2,519	↓
Quarter ending December 2016	2,458	↓
Quarter ending March 2017	2,436	→
<b>Variance since March 2016</b>	<b>(2.2%)</b>	<b>↓</b>



### ACTIVITY

Cumulative percentage of contracted UDA delivered 2016 & 2017



Month	Adjusted Scheduled Activity (UDA)	
	2016	2017
April	540	369
May	815	1,271
June	1,549	1,897
July	2,834	2,776
August	3,318	3,569
September	4,075	4,223
October	4,763	4,883
November	5,750	5,391
December	6,422	6,039
January	6,999	6,754
February	8,218	7,875
March	9,054	8,801
April	9,077	8,920
May	9,085	9,009
June	9,085	9,037

### QUALITY

	Quantity	Base Number	Contract	AT	Region	England
% of FP17s for the same patient ID Re-attending within 3 months - Children	34	523	6.5%	10.0%	12.0%	12.3%
% of FP17s for the same patient ID Re-attending within 3 months - Adults	303	2,460	12.3%	15.4%	16.0%	16.7%
% of FP17s for the same patient ID Re-attending between 3 & 9 months - Children	194	523	37.1%	51.1%	58.8%	57.6%
% of FP17s for the same patient ID Re-attending between 3 & 9 months - Adults	1,017	2,460	41.3%	46.4%	51.2%	50.1%
% of FP17s for Band 1 Urgent Courses	278	3,063	9.1%	8.1%	8.0%	9.1%
% of FP17s Relating to Free Repair or Replacements	40	3,063	1.3%	0.7%	0.8%	0.8%
% of FP17s Relating to Continuations	12	3,063	0.4%	0.9%	1.2%	1.2%
% of Patients satisfied with the dentistry they have received	4	4	N/A	92.1%	92.7%	92.8%
% of Patients satisfied with the time they had to wait for an appointment	4	4	N/A	90.3%	89.1%	88.7%

\* This is based on patients treated on this contract for their most recent course of treatment. Figures in italics indicate the base number of FP17s or Patient Questionnaire responses are less than 100. N/A is shown where the base number of responses is less than 10 during the period. % is calculated as Quantity/Base number\*100

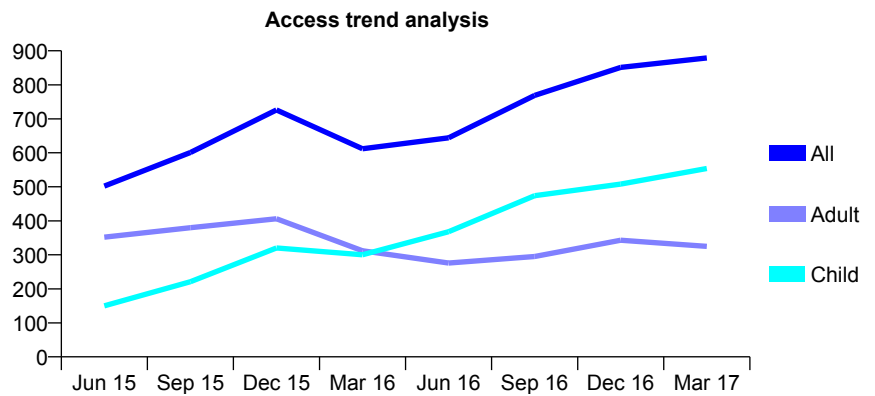
## Q54 - Vital Signs At a Glance Contract Report for 142131/0006 - Year end March 2017

Name or company name	New Road Dental Practice
Contract type name	PDS Plus Contract
Purpose of contract	General
Contract start date	01/05/2012
Contract end date	30/04/2017

16/17 Contracted general activity (UDA)	2,000
Carry forward general activity (UDA)	18
16/17 Contracted orthodontic activity (UOA)	0
Carry forward orthodontic activity (UOA)	0
Baseline contract value	£27,369.09

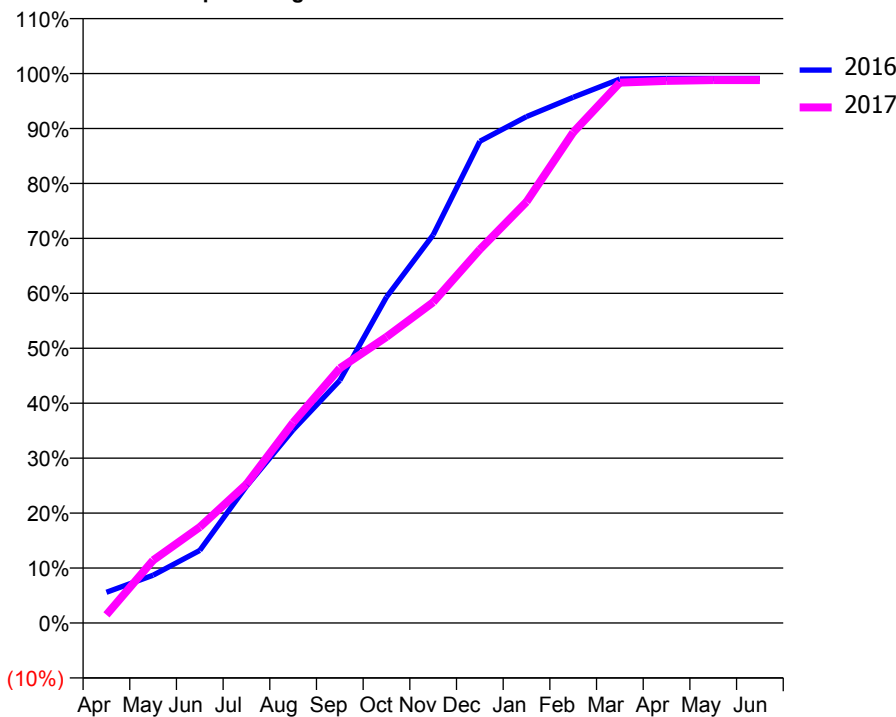
### ACCESS\*

Patients seen in 24 months	Total	Change since previous quarter
Quarter ending March 2016	612	
Quarter ending June 2016	644	↑
Quarter ending September 2016	769	↑
Quarter ending December 2016	851	↑
Quarter ending March 2017	879	↑
<b>Variance since March 2016</b>	<b>43.6%</b>	<b>↑</b>



### ACTIVITY

Cumulative percentage of contracted UDA delivered 2016 & 2017



Month	Adjusted Scheduled Activity (UDA)	
	2016	2017
April	112	30
May	174	228
June	264	349
July	498	505
August	703	730
September	883	927
October	1,186	1,041
November	1,412	1,168
December	1,753	1,360
January	1,843	1,533
February	1,913	1,786
March	1,980	1,967
April	1,982	1,973
May	1,982	1,976
June	1,982	1,976

### QUALITY

	Quantity	Base Number	Contract	AT	Region	England
% of FP17s for the same patient ID Re-attending within 3 months - Children	25	702	3.6%	10.0%	12.0%	12.3%
% of FP17s for the same patient ID Re-attending within 3 months - Adults	15	303	5.0%	15.4%	16.0%	16.7%
% of FP17s for the same patient ID Re-attending between 3 & 9 months - Children	201	702	28.6%	51.1%	58.8%	57.6%
% of FP17s for the same patient ID Re-attending between 3 & 9 months - Adults	49	303	16.2%	46.4%	51.2%	50.1%
% of FP17s for Band 1 Urgent Courses	31	1,010	3.1%	8.1%	8.0%	9.1%
% of FP17s Relating to Free Repair or Replacements	2	1,010	0.2%	0.7%	0.8%	0.8%
% of FP17s Relating to Continuations	0	1,010	0.0%	0.9%	1.2%	1.2%
% of Patients satisfied with the dentistry they have received	1	1	N/A	92.1%	92.7%	92.8%
% of Patients satisfied with the time they had to wait for an appointment	0	1	N/A	90.3%	89.1%	88.7%

\* This is based on patients treated on this contract for their most recent course of treatment. Figures in italics indicate the base number of FP17s or Patient Questionnaire responses are less than 100. N/A is shown where the base number of responses is less than 10 during the period. % is calculated as Quantity/Base number\*100



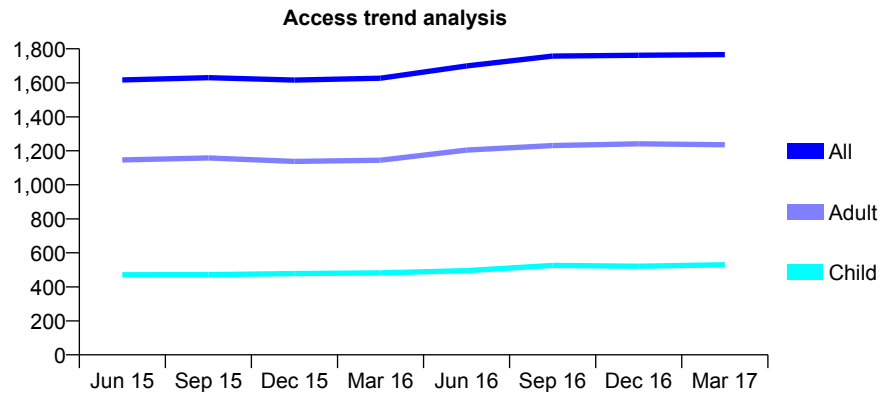
## Q54 - Vital Signs At a Glance Contract Report for 142492/0001 - Year end March 2017

Name or company name	Tipton Dental Practice
Contract type name	GDS Contract
Purpose of contract	General
Contract start date	01/04/2013
Contract end date	

16/17 Contracted general activity (UDA)	5,837
Carry forward general activity (UDA)	130
16/17 Contracted orthodontic activity (UOA)	0
Carry forward orthodontic activity (UOA)	0
Baseline contract value	£170,068.04

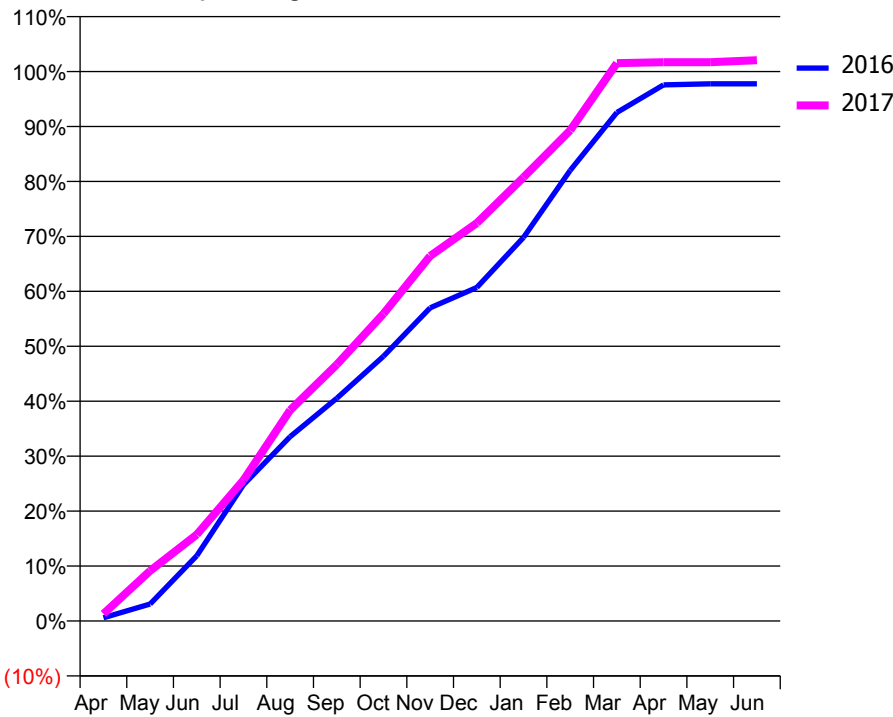
### ACCESS\*

Patients seen in 24 months	Total	Change since previous quarter
Quarter ending March 2016	1,627	
Quarter ending June 2016	1,699	↑
Quarter ending September 2016	1,757	↑
Quarter ending December 2016	1,762	→
Quarter ending March 2017	1,766	→
<b>Variance since March 2016</b>	<b>8.5%</b>	<b>↑</b>



### ACTIVITY

Cumulative percentage of contracted UDA delivered 2016 & 2017



Month	Adjusted Scheduled Activity (UDA)	
	2016	2017
April	34	76
May	180	534
June	694	919
July	1,446	1,497
August	1,958	2,240
September	2,366	2,725
October	2,812	3,264
November	3,327	3,878
December	3,543	4,227
January	4,075	4,713
February	4,788	5,212
March	5,402	5,926
April	5,695	5,936
May	5,707	5,936
June	5,707	5,957

### QUALITY

	Quantity	Base Number	Contract	AT	Region	England
% of FP17s for the same patient ID Re-attending within 3 months - Children	34	670	5.1%	10.0%	12.0%	12.3%
% of FP17s for the same patient ID Re-attending within 3 months - Adults	180	1,400	12.9%	15.4%	16.0%	16.7%
% of FP17s for the same patient ID Re-attending between 3 & 9 months - Children	303	670	45.2%	51.1%	58.8%	57.6%
% of FP17s for the same patient ID Re-attending between 3 & 9 months - Adults	427	1,400	30.5%	46.4%	51.2%	50.1%
% of FP17s for Band 1 Urgent Courses	216	1,984	10.9%	8.1%	8.0%	9.1%
% of FP17s Relating to Free Repair or Replacements	32	1,984	1.6%	0.7%	0.8%	0.8%
% of FP17s Relating to Continuations	8	1,984	0.4%	0.9%	1.2%	1.2%
% of Patients satisfied with the dentistry they have received	4	4	N/A	92.1%	92.7%	92.8%
% of Patients satisfied with the time they had to wait for an appointment	4	4	N/A	90.3%	89.1%	88.7%

\* This is based on patients treated on this contract for their most recent course of treatment. Figures in italics indicate the base number of FP17s or Patient Questionnaire responses are less than 100. N/A is shown where the base number of responses is less than 10 during the period. % is calculated as Quantity/Base number\*100

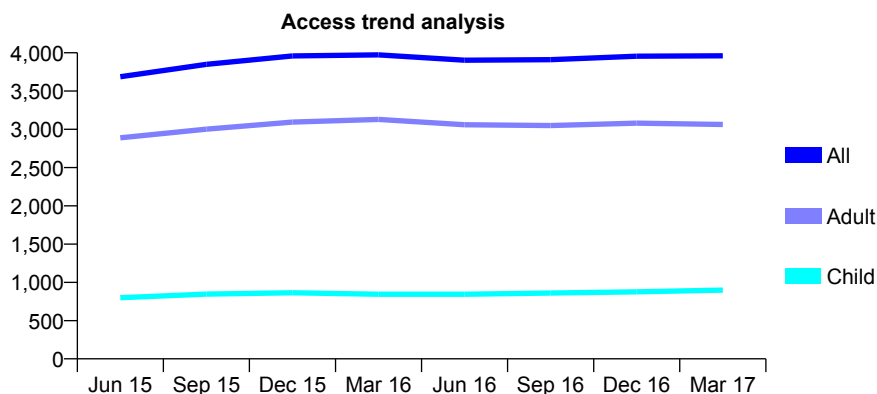
## Q54 - Vital Signs At a Glance Contract Report for 142956/0001 - Year end March 2017

Name or company name	Four Oaks Dental Surgery
Contract type name	GDS Contract
Purpose of contract	General
Contract start date	07/09/2012
Contract end date	

16/17 Contracted general activity (UDA)	8,970
Carry forward general activity (UDA)	-179
16/17 Contracted orthodontic activity (UOA)	0
Carry forward orthodontic activity (UOA)	0
Baseline contract value	£178,310.04

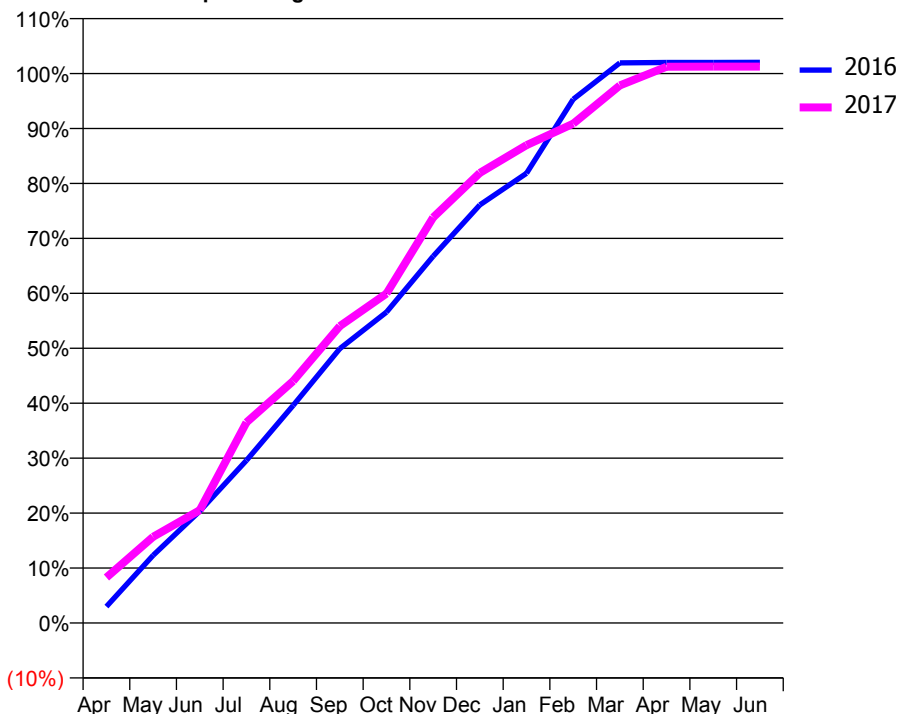
### ACCESS\*

Patients seen in 24 months	Total	Change since previous quarter
Quarter ending March 2016	3,973	
Quarter ending June 2016	3,904	↓
Quarter ending September 2016	3,911	→
Quarter ending December 2016	3,956	→
Quarter ending March 2017	3,961	→
<b>Variance since March 2016</b>	<b>(0.3%)</b>	→



### ACTIVITY

Cumulative percentage of contracted UDA delivered 2016 & 2017



Adjusted Scheduled Activity (UDA)

Month	2016	2017
April	269	743
May	1,105	1,407
June	1,826	1,842
July	2,655	3,275
August	3,552	3,950
September	4,479	4,847
October	5,076	5,377
November	5,987	6,621
December	6,825	7,348
January	7,340	7,800
February	8,550	8,151
March	9,142	8,775
April	9,150	9,081
May	9,151	9,082
June	9,152	9,082

### QUALITY

	Quantity	Base Number	Contract	AT	Region	England
% of FP17s for the same patient ID Re-attending within 3 months - Children	64	1,356	4.7%	10.0%	12.0%	12.3%
% of FP17s for the same patient ID Re-attending within 3 months - Adults	460	3,905	11.8%	15.4%	16.0%	16.7%
% of FP17s for the same patient ID Re-attending between 3 & 9 months - Children	861	1,356	63.5%	51.1%	58.8%	57.6%
% of FP17s for the same patient ID Re-attending between 3 & 9 months - Adults	2,204	3,905	56.4%	46.4%	51.2%	50.1%
% of FP17s for Band 1 Urgent Courses	335	5,445	6.2%	8.1%	8.0%	9.1%
% of FP17s Relating to Free Repair or Replacements	16	5,445	0.3%	0.7%	0.8%	0.8%
% of FP17s Relating to Continuations	8	5,445	0.1%	0.9%	1.2%	1.2%
% of Patients satisfied with the dentistry they have received	9	10	90.0%	92.1%	92.7%	92.8%
% of Patients satisfied with the time they had to wait for an appointment	10	10	100.0%	90.3%	89.1%	88.7%

\* This is based on patients treated on this contract for their most recent course of treatment. Figures in italics indicate the base number of FP17s or Patient Questionnaire responses are less than 100. N/A is shown where the base number of responses is less than 10 during the period. % is calculated as Quantity/Base number\*100

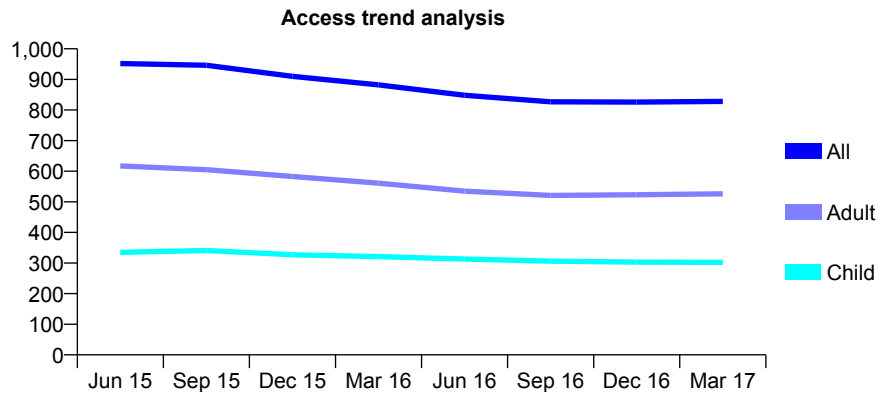
## Q54 - Vital Signs At a Glance Contract Report for 145289/0001 - Year end March 2017

Name or company name	Miss P Sanghera
Contract type name	GDS Contract
Purpose of contract	General
Contract start date	01/07/2010
Contract end date	

16/17 Contracted general activity (UDA)	3,640
Carry forward general activity (UDA)	0
16/17 Contracted orthodontic activity (UOA)	0
Carry forward orthodontic activity (UOA)	0
Baseline contract value	£83,848.32

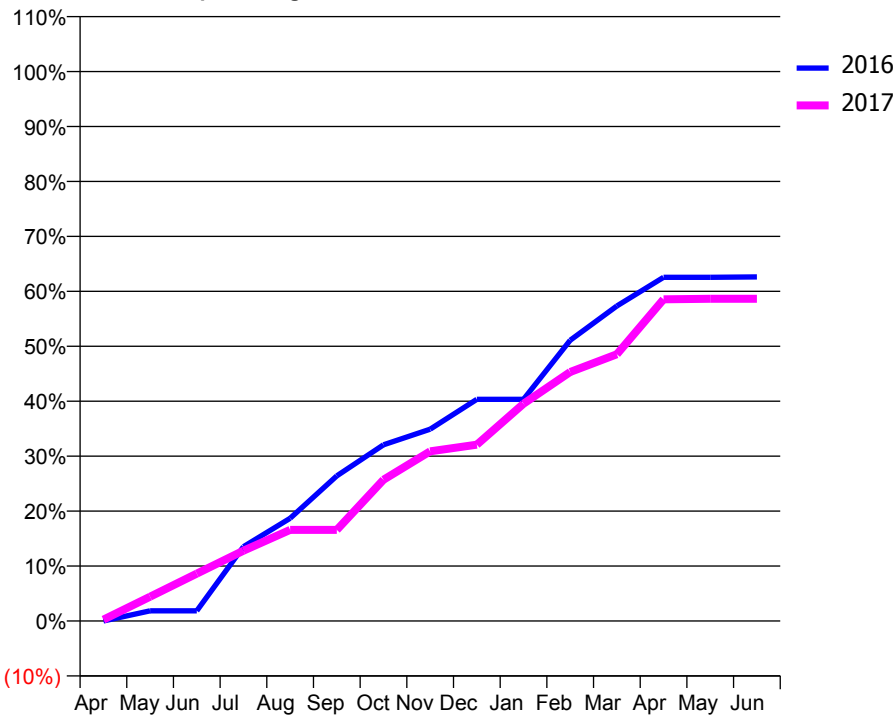
### ACCESS\*

Patients seen in 24 months	Total	Change since previous quarter
Quarter ending March 2016	882	
Quarter ending June 2016	848	↓
Quarter ending September 2016	827	↓
Quarter ending December 2016	826	→
Quarter ending March 2017	828	→
<b>Variance since March 2016</b>	<b>(6.1%)</b>	<b>↓</b>



### ACTIVITY

Cumulative percentage of contracted UDA delivered 2016 & 2017



Month	Adjusted Scheduled Activity (UDA)	
	2016	2017
April	0	9
May	68	162
June	68	314
July	493	466
August	680	604
September	961	604
October	1,167	936
November	1,271	1,124
December	1,468	1,168
January	1,468	1,440
February	1,860	1,650
March	2,087	1,767
April	2,277	2,131
May	2,277	2,135
June	2,280	2,135

### QUALITY

	Quantity	Base Number	Contract	AT	Region	England
% of FP17s for the same patient ID Re-attending within 3 months - Children	15	399	3.8%	10.0%	12.0%	12.3%
% of FP17s for the same patient ID Re-attending within 3 months - Adults	76	682	11.1%	15.4%	16.0%	16.7%
% of FP17s for the same patient ID Re-attending between 3 & 9 months - Children	264	399	66.2%	51.1%	58.8%	57.6%
% of FP17s for the same patient ID Re-attending between 3 & 9 months - Adults	425	682	62.3%	46.4%	51.2%	50.1%
% of FP17s for Band 1 Urgent Courses	14	1,142	1.2%	8.1%	8.0%	9.1%
% of FP17s Relating to Free Repair or Replacements	3	1,142	0.3%	0.7%	0.8%	0.8%
% of FP17s Relating to Continuations	1	1,142	0.1%	0.9%	1.2%	1.2%
% of Patients satisfied with the dentistry they have received	2	2	N/A	92.1%	92.7%	92.8%
% of Patients satisfied with the time they had to wait for an appointment	2	2	N/A	90.3%	89.1%	88.7%

\* This is based on patients treated on this contract for their most recent course of treatment. Figures in italics indicate the base number of FP17s or Patient Questionnaire responses are less than 100. N/A is shown where the base number of responses is less than 10 during the period. % is calculated as Quantity/Base number\*100

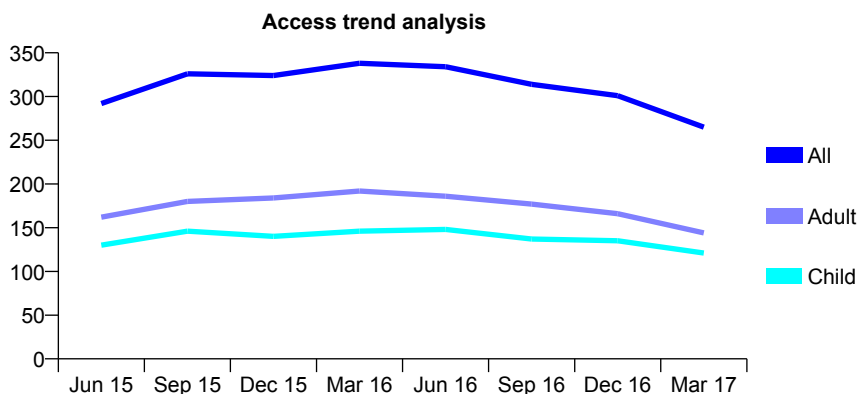
## Q54 - Vital Signs At a Glance Contract Report for 148733/0001 - Year end March 2017

Name or company name	Morgan Dental
Contract type name	GDS Contract
Purpose of contract	General and Orthodontic
Contract start date	01/10/2013
Contract end date	

16/17 Contracted general activity (UDA)	773
Carry forward general activity (UDA)	30
16/17 Contracted orthodontic activity (UOA)	900
Carry forward orthodontic activity (UOA)	-9
Baseline contract value	£78,410.32

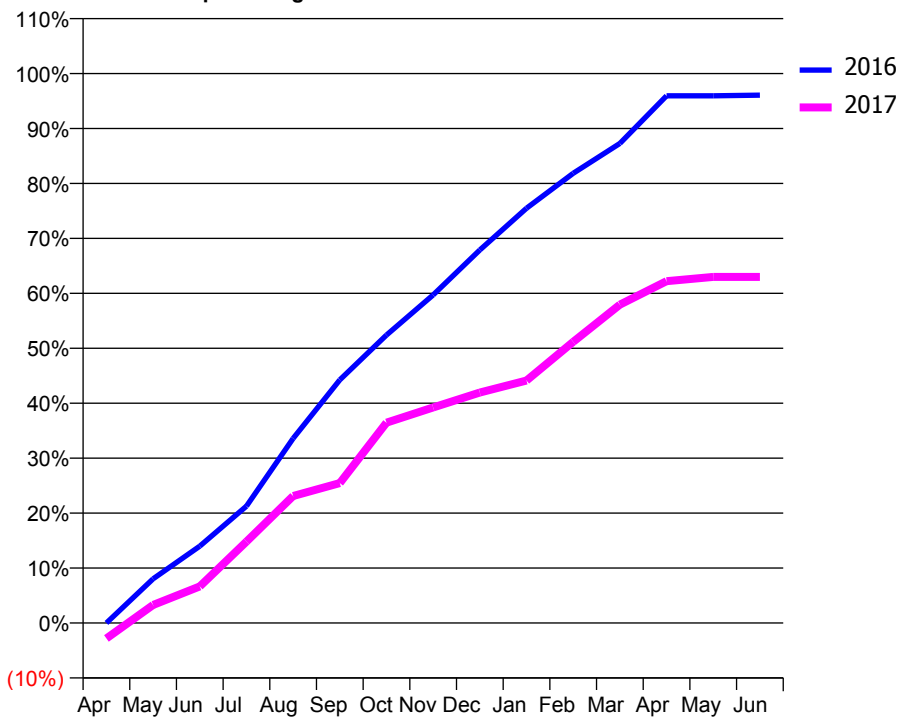
### ACCESS\*

Patients seen in 24 months	Total	Change since previous quarter
Quarter ending March 2016	338	
Quarter ending June 2016	334	↓
Quarter ending September 2016	314	↓
Quarter ending December 2016	301	↓
Quarter ending March 2017	265	↓
<b>Variance since March 2016</b>	<b>(21.6%)</b>	<b>↓</b>



### ACTIVITY

Cumulative percentage of contracted UDA delivered 2016 & 2017



Month	Adjusted Scheduled Activity (UDA)	
	2016	2017
April	0	-22
May	62	25
June	108	51
July	164	115
August	260	179
September	342	197
October	405	282
November	462	303
December	525	324
January	583	341
February	633	396
March	675	448
April	742	481
May	742	487
June	743	487

### QUALITY

	Quantity	Base Number	Contract	AT	Region	England
% of FP17s for the same patient ID Re-attending within 3 months - Children	18	248	7.3%	10.0%	12.0%	12.3%
% of FP17s for the same patient ID Re-attending within 3 months - Adults	29	168	17.3%	15.4%	16.0%	16.7%
% of FP17s for the same patient ID Re-attending between 3 & 9 months - Children	92	248	37.1%	51.1%	58.8%	57.6%
% of FP17s for the same patient ID Re-attending between 3 & 9 months - Adults	87	168	51.8%	46.4%	51.2%	50.1%
% of FP17s for Band 1 Urgent Courses	9	294	3.1%	8.1%	8.0%	9.1%
% of FP17s Relating to Free Repair or Replacements	0	294	0.0%	0.7%	0.8%	0.8%
% of FP17s Relating to Continuations	12	294	4.1%	0.9%	1.2%	1.2%
% of Patients satisfied with the dentistry they have received	0	0	N/A	92.1%	92.7%	92.8%
% of Patients satisfied with the time they had to wait for an appointment	0	0	N/A	90.3%	89.1%	88.7%

\* This is based on patients treated on this contract for their most recent course of treatment. Figures in italics indicate the base number of FP17s or Patient Questionnaire responses are less than 100. N/A is shown where the base number of responses is less than 10 during the period. % is calculated as Quantity/Base number\*100

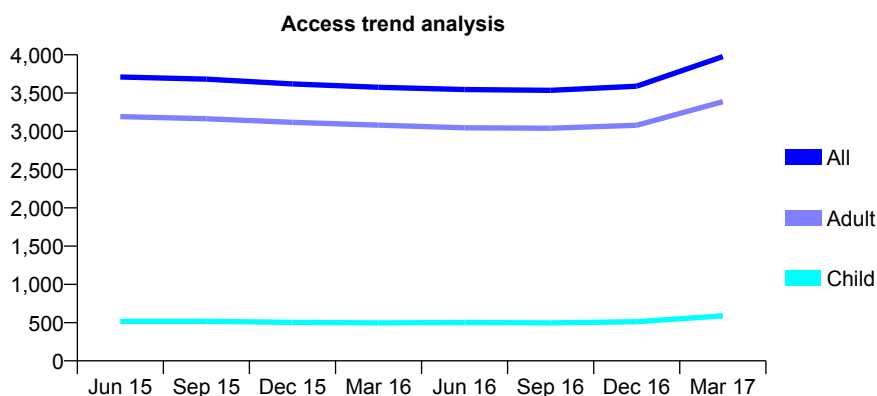
## Q54 - Vital Signs At a Glance Contract Report for 149012/0001 - Year end March 2017

Name or company name	Castle View Dental Practice Limited
Contract type name	GDS Contract
Purpose of contract	General
Contract start date	01/01/2007
Contract end date	

16/17 Contracted general activity (UDA)	12,928
Carry forward general activity (UDA)	0
16/17 Contracted orthodontic activity (UOA)	0
Carry forward orthodontic activity (UOA)	0
Baseline contract value	£367,439.67

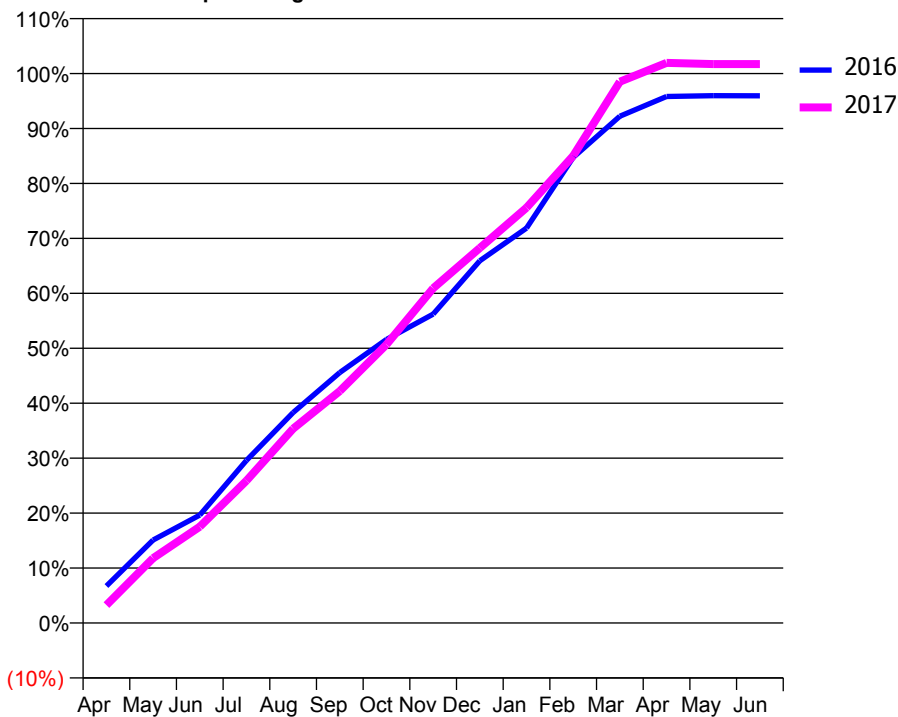
### ACCESS\*

Patients seen in 24 months	Total	Change since previous quarter
Quarter ending March 2016	3,576	
Quarter ending June 2016	3,546	→
Quarter ending September 2016	3,535	→
Quarter ending December 2016	3,590	→
Quarter ending March 2017	3,976	↑
<b>Variance since March 2016</b>	<b>11.2%</b>	<b>↑</b>



### ACTIVITY

Cumulative percentage of contracted UDA delivered 2016 & 2017



Month	Adjusted Scheduled Activity (UDA)	
	2016	2017
April	870	422
May	1,952	1,528
June	2,539	2,266
July	3,826	3,348
August	4,951	4,574
September	5,892	5,457
October	6,673	6,551
November	7,266	7,875
December	8,524	8,822
January	9,290	9,770
February	10,954	10,991
March	11,923	12,736
April	12,388	13,179
May	12,406	13,150
June	12,403	13,150

### QUALITY

	Quantity	Base Number	Contract	AT	Region	England
% of FP17s for the same patient ID Re-attending within 3 months - Children	50	959	5.2%	10.0%	12.0%	12.3%
% of FP17s for the same patient ID Re-attending within 3 months - Adults	545	5,121	10.6%	15.4%	16.0%	16.7%
% of FP17s for the same patient ID Re-attending between 3 & 9 months - Children	579	959	60.4%	51.1%	58.8%	57.6%
% of FP17s for the same patient ID Re-attending between 3 & 9 months - Adults	3,006	5,121	58.7%	46.4%	51.2%	50.1%
% of FP17s for Band 1 Urgent Courses	325	6,026	5.4%	8.1%	8.0%	9.1%
% of FP17s Relating to Free Repair or Replacements	56	6,026	0.9%	0.7%	0.8%	0.8%
% of FP17s Relating to Continuations	26	6,026	0.4%	0.9%	1.2%	1.2%
% of Patients satisfied with the dentistry they have received	10	10	100.0%	92.1%	92.7%	92.8%
% of Patients satisfied with the time they had to wait for an appointment	10	10	100.0%	90.3%	89.1%	88.7%

\* This is based on patients treated on this contract for their most recent course of treatment. Figures in italics indicate the base number of FP17s or Patient Questionnaire responses are less than 100. N/A is shown where the base number of responses is less than 10 during the period. % is calculated as Quantity/Base number\*100

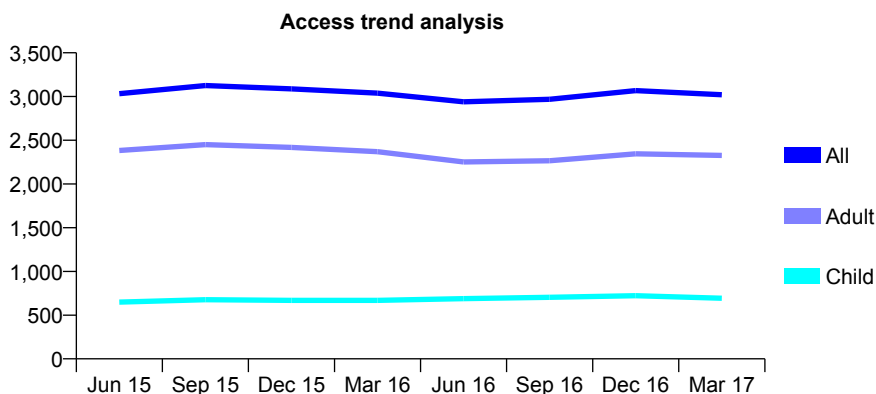
## Q54 - Vital Signs At a Glance Contract Report for 150223/0001 - Year end March 2017

Name or company name	Qamar Dental
Contract type name	GDS Contract
Purpose of contract	General
Contract start date	02/08/2013
Contract end date	

16/17 Contracted general activity (UDA)	8,026
Carry forward general activity (UDA)	-39
16/17 Contracted orthodontic activity (UOA)	0
Carry forward orthodontic activity (UOA)	0
Baseline contract value	£237,344.49

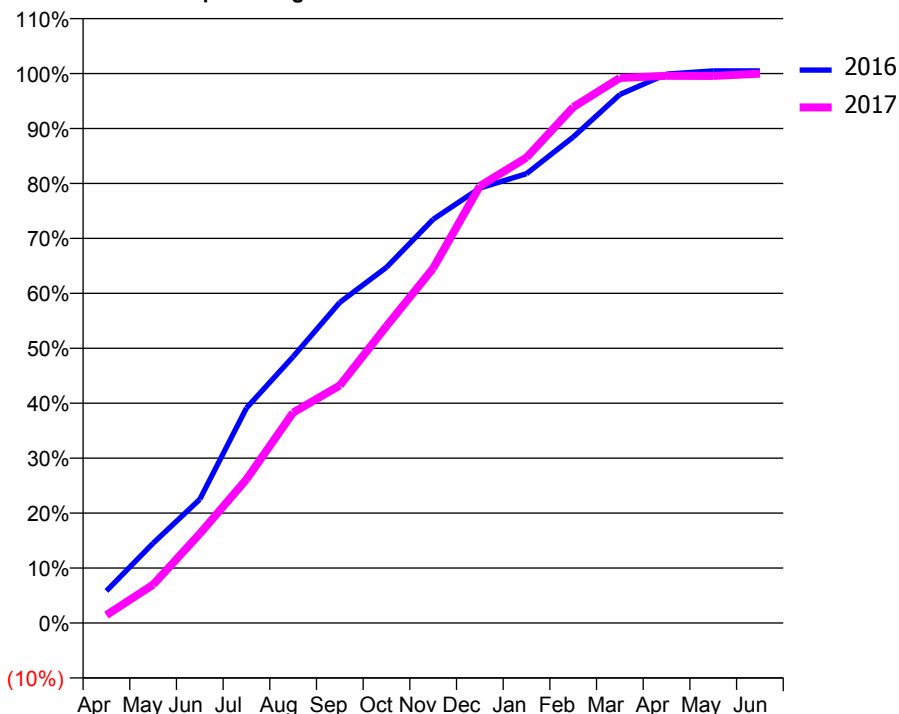
### ACCESS\*

Patients seen in 24 months	Total	Change since previous quarter
Quarter ending March 2016	3,038	
Quarter ending June 2016	2,940	↓
Quarter ending September 2016	2,969	→
Quarter ending December 2016	3,067	↑
Quarter ending March 2017	3,020	↓
<b>Variance since March 2016</b>	<b>(0.6%)</b>	→



### ACTIVITY

Cumulative percentage of contracted UDA delivered 2016 & 2017



Month	Adjusted Scheduled Activity (UDA)	
	2016	2017
April	469	115
May	1,167	559
June	1,806	1,305
July	3,141	2,099
August	3,891	3,074
September	4,684	3,471
October	5,196	4,337
November	5,897	5,182
December	6,351	6,381
January	6,562	6,798
February	7,099	7,535
March	7,719	7,962
April	8,017	7,992
May	8,065	7,989
June	8,065	8,024

### QUALITY

	Quantity	Base Number	Contract	AT	Region	England
% of FP17s for the same patient ID Re-attending within 3 months - Children	48	829	5.8%	10.0%	12.0%	12.3%
% of FP17s for the same patient ID Re-attending within 3 months - Adults	403	2,900	13.9%	15.4%	16.0%	16.7%
% of FP17s for the same patient ID Re-attending between 3 & 9 months - Children	382	829	46.1%	51.1%	58.8%	57.6%
% of FP17s for the same patient ID Re-attending between 3 & 9 months - Adults	918	2,900	31.7%	46.4%	51.2%	50.1%
% of FP17s for Band 1 Urgent Courses	298	3,574	8.3%	8.1%	8.0%	9.1%
% of FP17s Relating to Free Repair or Replacements	36	3,574	1.0%	0.7%	0.8%	0.8%
% of FP17s Relating to Continuations	28	3,574	0.8%	0.9%	1.2%	1.2%
% of Patients satisfied with the dentistry they have received	5	5	N/A	92.1%	92.7%	92.8%
% of Patients satisfied with the time they had to wait for an appointment	5	5	N/A	90.3%	89.1%	88.7%

\* This is based on patients treated on this contract for their most recent course of treatment. Figures in italics indicate the base number of FP17s or Patient Questionnaire responses are less than 100. N/A is shown where the base number of responses is less than 10 during the period. % is calculated as Quantity/Base number\*100

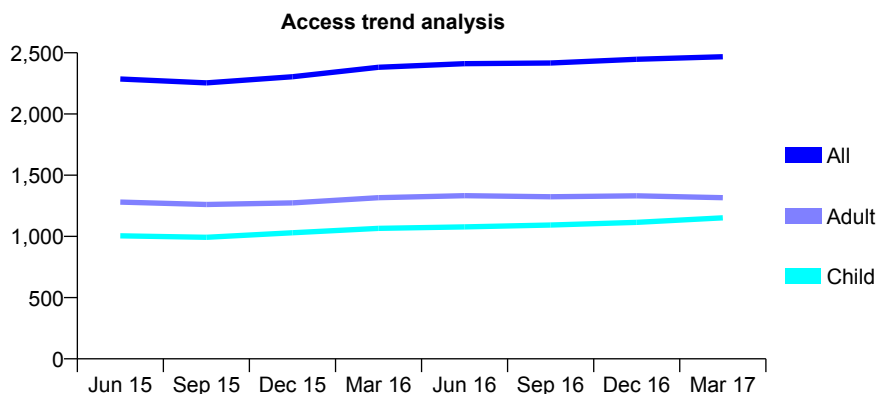
## Q54 - Vital Signs At a Glance Contract Report for 150339/0001 - Year end March 2017

Name or company name	Ali, Ahmed & Shabir
Contract type name	GDS Contract
Purpose of contract	General
Contract start date	01/04/2006
Contract end date	

16/17 Contracted general activity (UDA)	10,078
Carry forward general activity (UDA)	0
16/17 Contracted orthodontic activity (UOA)	0
Carry forward orthodontic activity (UOA)	0
Baseline contract value	£248,914.85

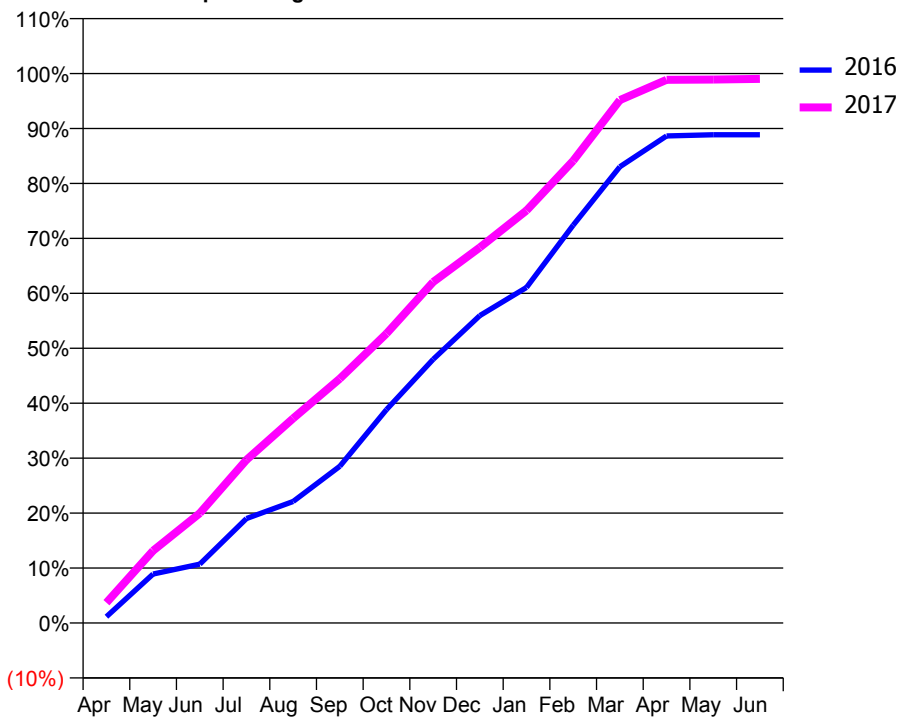
### ACCESS\*

Patients seen in 24 months	Total	Change since previous quarter
Quarter ending March 2016	2,382	
Quarter ending June 2016	2,411	→
Quarter ending September 2016	2,417	→
Quarter ending December 2016	2,447	→
Quarter ending March 2017	2,468	→
<b>Variance since March 2016</b>	<b>3.6%</b>	<b>↑</b>



### ACTIVITY

Cumulative percentage of contracted UDA delivered 2016 & 2017



Adjusted Scheduled Activity (UDA)

Month	2016	2017
April	115	373
May	899	1,326
June	1,079	2,013
July	1,915	2,991
August	2,229	3,754
September	2,874	4,482
October	3,913	5,308
November	4,835	6,254
December	5,639	6,889
January	6,154	7,567
February	7,295	8,477
March	8,368	9,591
April	8,933	9,963
May	8,955	9,967
June	8,955	9,980

### QUALITY

	Quantity	Base Number	Contract	AT	Region	England
% of FP17s for the same patient ID Re-attending within 3 months - Children	56	1,218	4.6%	10.0%	12.0%	12.3%
% of FP17s for the same patient ID Re-attending within 3 months - Adults	212	1,425	14.9%	15.4%	16.0%	16.7%
% of FP17s for the same patient ID Re-attending between 3 & 9 months - Children	379	1,218	31.1%	51.1%	58.8%	57.6%
% of FP17s for the same patient ID Re-attending between 3 & 9 months - Adults	478	1,425	33.5%	46.4%	51.2%	50.1%
% of FP17s for Band 1 Urgent Courses	169	2,558	6.6%	8.1%	8.0%	9.1%
% of FP17s Relating to Free Repair or Replacements	0	2,558	0.0%	0.7%	0.8%	0.8%
% of FP17s Relating to Continuations	3	2,558	0.1%	0.9%	1.2%	1.2%
% of Patients satisfied with the dentistry they have received	0	0	N/A	92.1%	92.7%	92.8%
% of Patients satisfied with the time they had to wait for an appointment	0	0	N/A	90.3%	89.1%	88.7%

\* This is based on patients treated on this contract for their most recent course of treatment. Figures in italics indicate the base number of FP17s or Patient Questionnaire responses are less than 100. N/A is shown where the base number of responses is less than 10 during the period. % is calculated as Quantity/Base number\*100



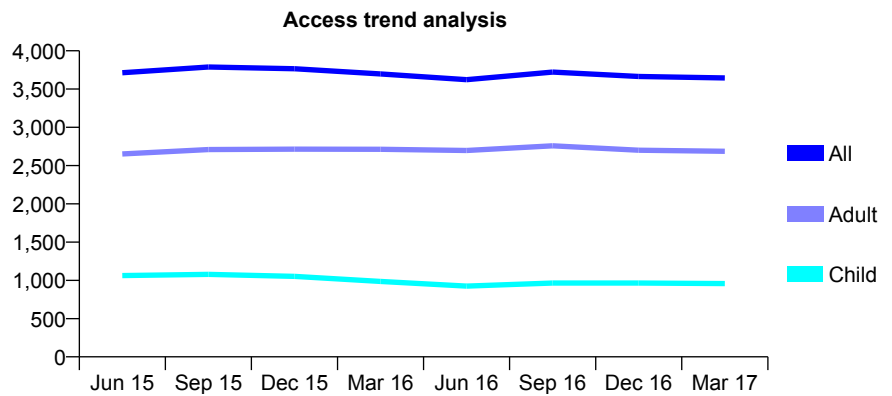
## Q54 - Vital Signs At a Glance Contract Report for 150665/0001 - Year end March 2017

Name or company name	Shaw & Jandu Dental Practice
Contract type name	GDS Contract
Purpose of contract	General and Orthodontic
Contract start date	01/04/2009
Contract end date	

16/17 Contracted general activity (UDA)	10,110
Carry forward general activity (UDA)	327
16/17 Contracted orthodontic activity (UOA)	1,857
Carry forward orthodontic activity (UOA)	26
Baseline contract value	£258,317.09

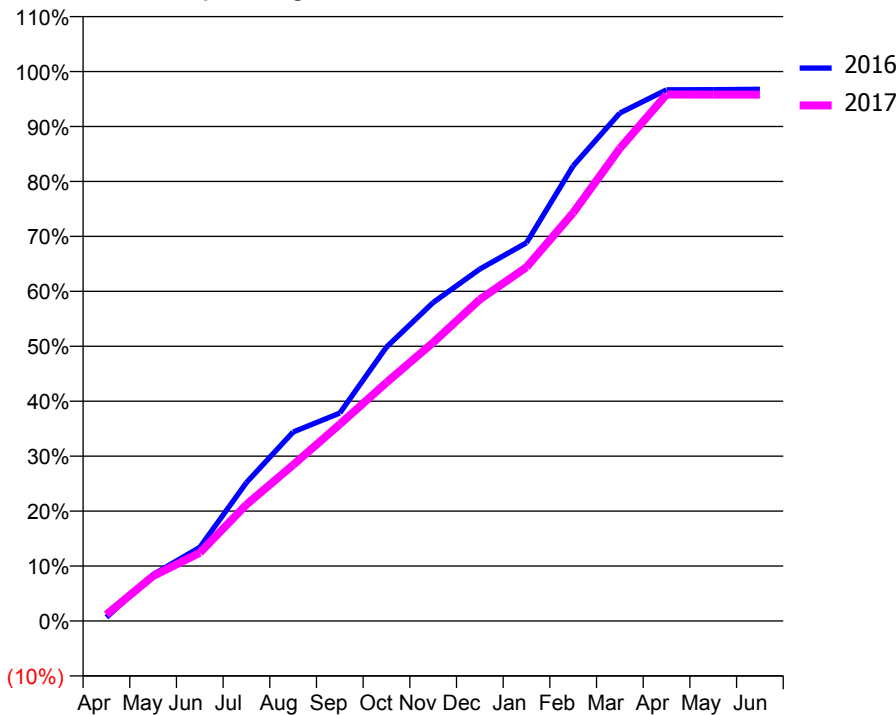
### ACCESS\*

Patients seen in 24 months	Total	Change since previous quarter
Quarter ending March 2016	3,698	
Quarter ending June 2016	3,622	↓
Quarter ending September 2016	3,722	↑
Quarter ending December 2016	3,665	↓
Quarter ending March 2017	3,645	→
<b>Variance since March 2016</b>	<b>(1.4%)</b>	<b>↓</b>



### ACTIVITY

Cumulative percentage of contracted UDA delivered 2016 & 2017



Month	Adjusted Scheduled Activity (UDA)	
	2016	2017
April	69	120
May	854	828
June	1,356	1,255
July	2,549	2,144
August	3,477	2,872
September	3,826	3,619
October	5,041	4,388
November	5,860	5,123
December	6,475	5,917
January	6,959	6,510
February	8,374	7,510
March	9,345	8,697
April	9,773	9,686
May	9,776	9,685
June	9,783	9,685

### QUALITY

	Quantity	Base Number	Contract	AT	Region	England
% of FP17s for the same patient ID Re-attending within 3 months - Children	104	1,458	7.1%	10.0%	12.0%	12.3%
% of FP17s for the same patient ID Re-attending within 3 months - Adults	427	4,018	10.6%	15.4%	16.0%	16.7%
% of FP17s for the same patient ID Re-attending between 3 & 9 months - Children	614	1,458	42.1%	51.1%	58.8%	57.6%
% of FP17s for the same patient ID Re-attending between 3 & 9 months - Adults	1,899	4,018	47.3%	46.4%	51.2%	50.1%
% of FP17s for Band 1 Urgent Courses	595	5,638	10.6%	8.1%	8.0%	9.1%
% of FP17s Relating to Free Repair or Replacements	54	5,638	1.0%	0.7%	0.8%	0.8%
% of FP17s Relating to Continuations	14	5,638	0.2%	0.9%	1.2%	1.2%
% of Patients satisfied with the dentistry they have received	5	5	N/A	92.1%	92.7%	92.8%
% of Patients satisfied with the time they had to wait for an appointment	5	5	N/A	90.3%	89.1%	88.7%

\* This is based on patients treated on this contract for their most recent course of treatment. Figures in italics indicate the base number of FP17s or Patient Questionnaire responses are less than 100. N/A is shown where the base number of responses is less than 10 during the period. % is calculated as Quantity/Base number\*100

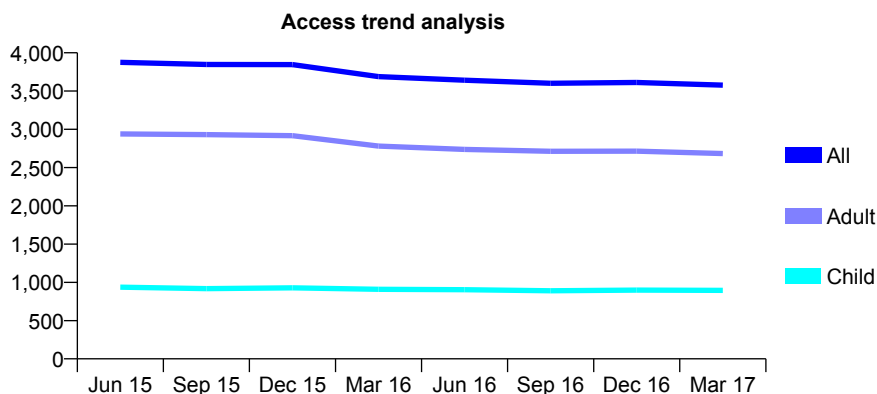
## Q54 - Vital Signs At a Glance Contract Report for 151351/0001 - Year end March 2017

Name or company name	Dr N Hayre and Dr AP Najran
Contract type name	GDS Contract
Purpose of contract	General
Contract start date	01/10/2011
Contract end date	

16/17 Contracted general activity (UDA)	11,705
Carry forward general activity (UDA)	-186
16/17 Contracted orthodontic activity (UOA)	0
Carry forward orthodontic activity (UOA)	0
Baseline contract value	£253,042.39

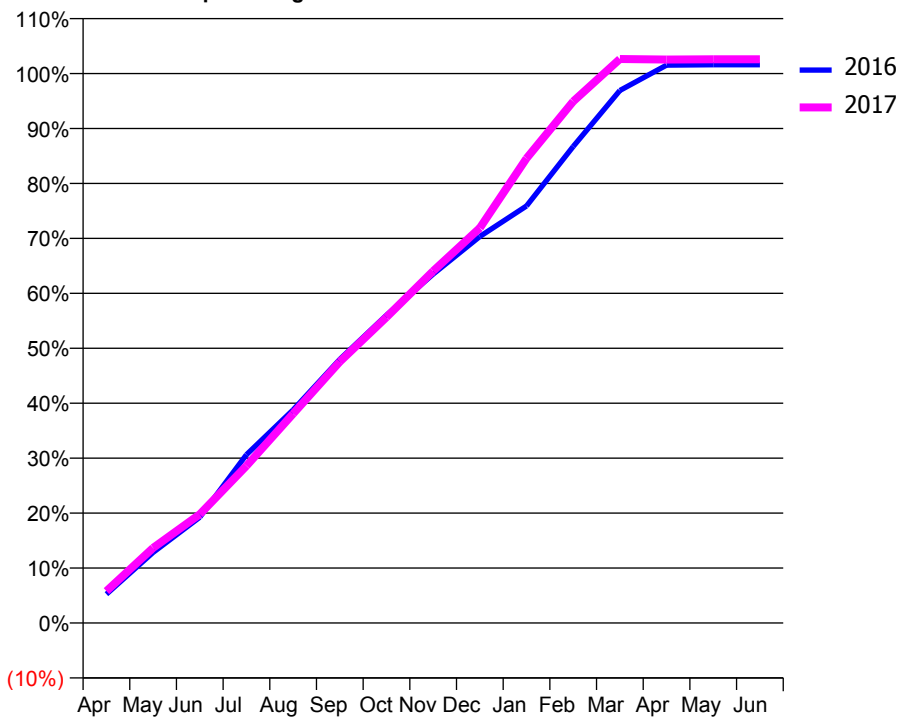
### ACCESS\*

Patients seen in 24 months	Total	Change since previous quarter
Quarter ending March 2016	3,689	
Quarter ending June 2016	3,641	↓
Quarter ending September 2016	3,602	↓
Quarter ending December 2016	3,612	→
Quarter ending March 2017	3,578	→
<b>Variance since March 2016</b>	<b>(3.0%)</b>	<b>↓</b>



### ACTIVITY

Cumulative percentage of contracted UDA delivered 2016 & 2017



Adjusted Scheduled Activity (UDA)

Month	2016	2017
April	614	680
May	1,504	1,601
June	2,255	2,317
July	3,586	3,347
August	4,541	4,457
September	5,618	5,566
October	6,558	6,514
November	7,433	7,496
December	8,234	8,416
January	8,884	9,898
February	10,151	11,109
March	11,342	12,014
April	11,883	12,004
May	11,891	12,009
June	11,891	12,009

### QUALITY

	Quantity	Base Number	Contract	AT	Region	England
% of FP17s for the same patient ID Re-attending within 3 months - Children	100	1,528	6.5%	10.0%	12.0%	12.3%
% of FP17s for the same patient ID Re-attending within 3 months - Adults	508	3,982	12.8%	15.4%	16.0%	16.7%
% of FP17s for the same patient ID Re-attending between 3 & 9 months - Children	1,067	1,528	69.8%	51.1%	58.8%	57.6%
% of FP17s for the same patient ID Re-attending between 3 & 9 months - Adults	2,528	3,982	63.5%	46.4%	51.2%	50.1%
% of FP17s for Band 1 Urgent Courses	314	5,287	5.9%	8.1%	8.0%	9.1%
% of FP17s Relating to Free Repair or Replacements	39	5,287	0.7%	0.7%	0.8%	0.8%
% of FP17s Relating to Continuations	41	5,287	0.8%	0.9%	1.2%	1.2%
% of Patients satisfied with the dentistry they have received	3	3	N/A	92.1%	92.7%	92.8%
% of Patients satisfied with the time they had to wait for an appointment	3	3	N/A	90.3%	89.1%	88.7%

\* This is based on patients treated on this contract for their most recent course of treatment. Figures in italics indicate the base number of FP17s or Patient Questionnaire responses are less than 100. N/A is shown where the base number of responses is less than 10 during the period. % is calculated as Quantity/Base number\*100

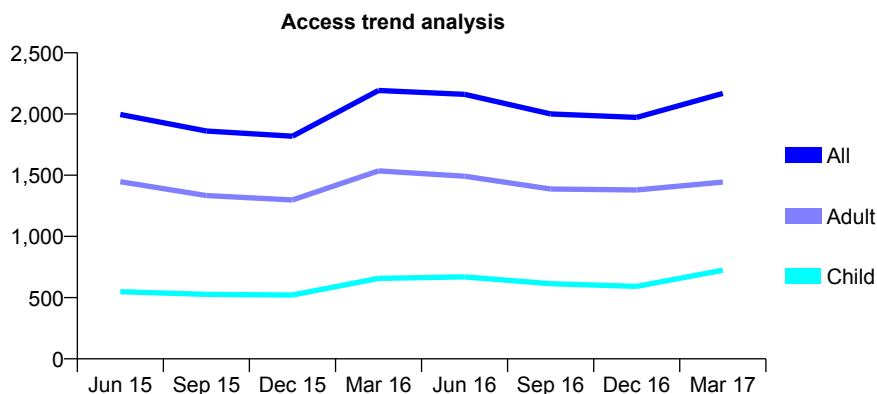
## Q54 - Vital Signs At a Glance Contract Report for 154873/0001 - Year end March 2017

Name or company name	Dental Clinique Ltd
Contract type name	GDS Contract
Purpose of contract	General
Contract start date	01/04/2011
Contract end date	

16/17 Contracted general activity (UDA)	6,928
Carry forward general activity (UDA)	-15
16/17 Contracted orthodontic activity (UOA)	0
Carry forward orthodontic activity (UOA)	0
Baseline contract value	£193,582.49

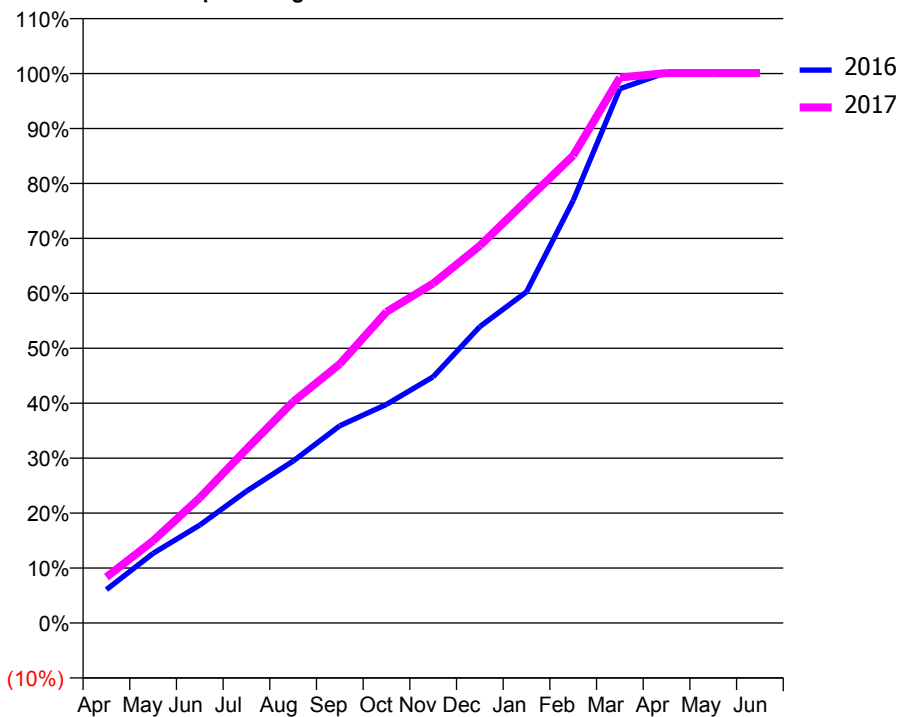
### ACCESS\*

Patients seen in 24 months	Total	Change since previous quarter
Quarter ending March 2016	2,192	
Quarter ending June 2016	2,161	↓
Quarter ending September 2016	2,001	↓
Quarter ending December 2016	1,972	↓
Quarter ending March 2017	2,168	↑
<b>Variance since March 2016</b>	<b>(1.1%)</b>	<b>↓</b>



### ACTIVITY

Cumulative percentage of contracted UDA delivered 2016 & 2017



Month	Adjusted Scheduled Activity (UDA)	
	2016	2017
April	421	579
May	878	1,036
June	1,234	1,579
July	1,662	2,194
August	2,042	2,790
September	2,488	3,266
October	2,757	3,923
November	3,104	4,280
December	3,736	4,758
January	4,175	5,327
February	5,327	5,893
March	6,737	6,878
April	6,942	6,934
May	6,942	6,934
June	6,943	6,935

### QUALITY

	Quantity	Base Number	Contract	AT	Region	England
% of FP17s for the same patient ID Re-attending within 3 months - Children	71	1,032	6.9%	10.0%	12.0%	12.3%
% of FP17s for the same patient ID Re-attending within 3 months - Adults	323	2,114	15.3%	15.4%	16.0%	16.7%
% of FP17s for the same patient ID Re-attending between 3 & 9 months - Children	402	1,032	39.0%	51.1%	58.8%	57.6%
% of FP17s for the same patient ID Re-attending between 3 & 9 months - Adults	832	2,114	39.4%	46.4%	51.2%	50.1%
% of FP17s for Band 1 Urgent Courses	449	3,105	14.5%	8.1%	8.0%	9.1%
% of FP17s Relating to Free Repair or Replacements	9	3,105	0.3%	0.7%	0.8%	0.8%
% of FP17s Relating to Continuations	16	3,105	0.5%	0.9%	1.2%	1.2%
% of Patients satisfied with the dentistry they have received	1	1	N/A	92.1%	92.7%	92.8%
% of Patients satisfied with the time they had to wait for an appointment	1	1	N/A	90.3%	89.1%	88.7%

\* This is based on patients treated on this contract for their most recent course of treatment. Figures in italics indicate the base number of FP17s or Patient Questionnaire responses are less than 100. N/A is shown where the base number of responses is less than 10 during the period. % is calculated as Quantity/Base number\*100

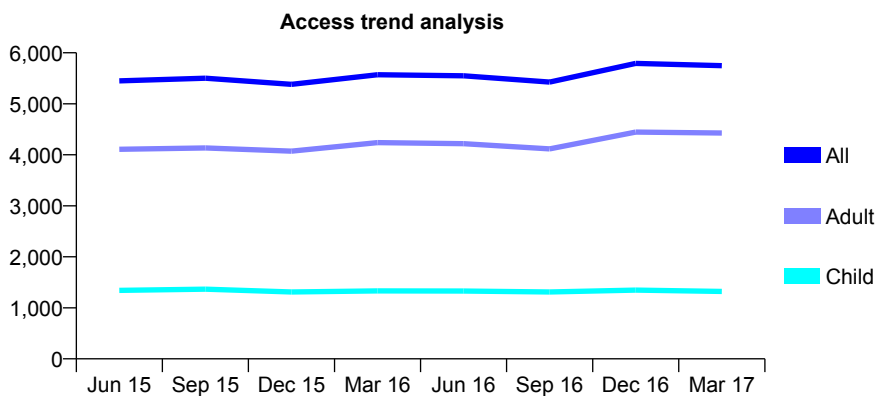
## Q54 - Vital Signs At a Glance Contract Report for 155861/0001 - Year end March 2017

Name or company name	Bilston Dental Surgery
Contract type name	GDS Contract
Purpose of contract	General and Orthodontic
Contract start date	25/02/2011
Contract end date	

16/17 Contracted general activity (UDA)	16,221
Carry forward general activity (UDA)	-31
16/17 Contracted orthodontic activity (UOA)	554
Carry forward orthodontic activity (UOA)	-1
Baseline contract value	£379,148.03

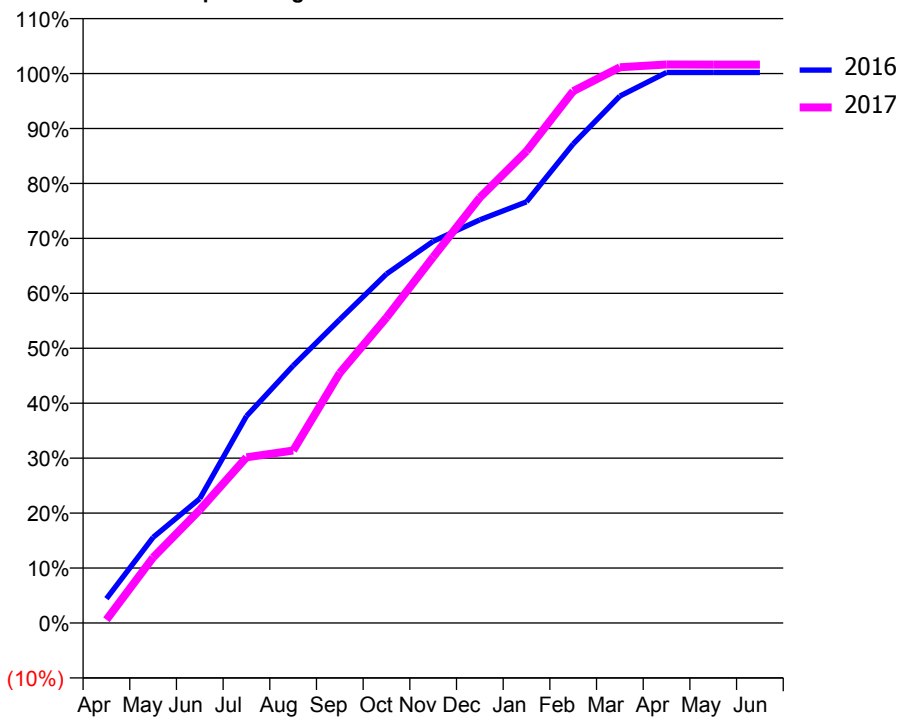
### ACCESS\*

Patients seen in 24 months	Total	Change since previous quarter
Quarter ending March 2016	5,570	
Quarter ending June 2016	5,548	→
Quarter ending September 2016	5,427	↓
Quarter ending December 2016	5,793	↑
Quarter ending March 2017	5,749	→
<b>Variance since March 2016</b>	<b>3.2%</b>	<b>↑</b>



### ACTIVITY

Cumulative percentage of contracted UDA delivered 2016 & 2017



Month	Adjusted Scheduled Activity (UDA)	
	2016	2017
April	718	95
May	2,530	1,935
June	3,671	3,338
July	6,109	4,892
August	7,596	5,092
September	8,960	7,382
October	10,303	9,015
November	11,267	10,805
December	11,902	12,560
January	12,432	13,927
February	14,140	15,699
March	15,553	16,407
April	16,252	16,488
May	16,252	16,484
June	16,252	16,484

### QUALITY

	Quantity	Base Number	Contract	AT	Region	England
% of FP17s for the same patient ID Re-attending within 3 months - Children	143	1,868	7.7%	10.0%	12.0%	12.3%
% of FP17s for the same patient ID Re-attending within 3 months - Adults	376	5,208	7.2%	15.4%	16.0%	16.7%
% of FP17s for the same patient ID Re-attending between 3 & 9 months - Children	1,051	1,868	56.3%	51.1%	58.8%	57.6%
% of FP17s for the same patient ID Re-attending between 3 & 9 months - Adults	1,643	5,208	31.5%	46.4%	51.2%	50.1%
% of FP17s for Band 1 Urgent Courses	112	6,820	1.6%	8.1%	8.0%	9.1%
% of FP17s Relating to Free Repair or Replacements	7	6,820	0.1%	0.7%	0.8%	0.8%
% of FP17s Relating to Continuations	13	6,820	0.2%	0.9%	1.2%	1.2%
% of Patients satisfied with the dentistry they have received	3	4	N/A	92.1%	92.7%	92.8%
% of Patients satisfied with the time they had to wait for an appointment	2	4	N/A	90.3%	89.1%	88.7%

\* This is based on patients treated on this contract for their most recent course of treatment. Figures in italics indicate the base number of FP17s or Patient Questionnaire responses are less than 100. N/A is shown where the base number of responses is less than 10 during the period. % is calculated as Quantity/Base number\*100

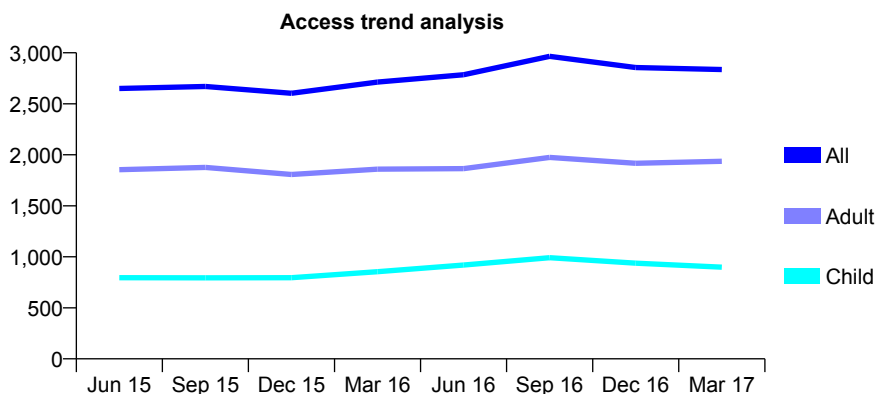
## Q54 - Vital Signs At a Glance Contract Report for 157422/0001 - Year end March 2017

Name or company name	Priory Dental Practice
Contract type name	GDS Contract
Purpose of contract	General
Contract start date	01/03/2009
Contract end date	

16/17 Contracted general activity (UDA)	5,749
Carry forward general activity (UDA)	-115
16/17 Contracted orthodontic activity (UOA)	0
Carry forward orthodontic activity (UOA)	0
Baseline contract value	£152,280.50

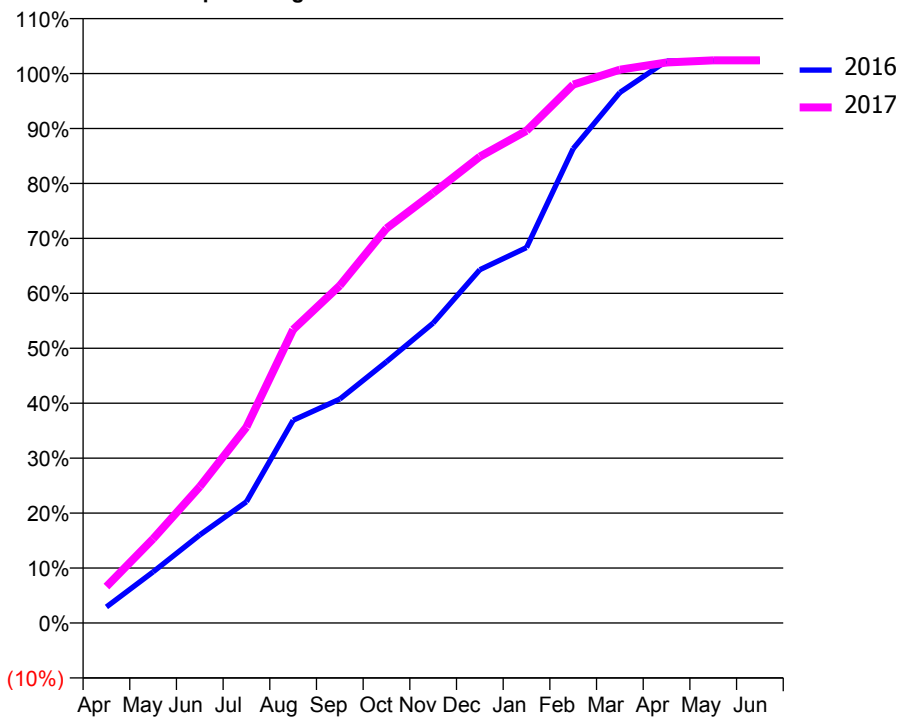
### ACCESS\*

Patients seen in 24 months	Total	Change since previous quarter
Quarter ending March 2016	2,713	
Quarter ending June 2016	2,785	↑
Quarter ending September 2016	2,966	↑
Quarter ending December 2016	2,855	↓
Quarter ending March 2017	2,836	→
<b>Variance since March 2016</b>	<b>4.5%</b>	<b>↑</b>



### ACTIVITY

Cumulative percentage of contracted UDA delivered 2016 & 2017



Month	Adjusted Scheduled Activity (UDA)	
	2016	2017
April	169	382
May	534	881
June	921	1,427
July	1,268	2,050
August	2,121	3,070
September	2,343	3,530
October	2,734	4,128
November	3,139	4,498
December	3,696	4,880
January	3,928	5,150
February	4,963	5,632
March	5,550	5,789
April	5,880	5,864
May	5,882	5,887
June	5,880	5,887

### QUALITY

	Quantity	Base Number	Contract	AT	Region	England
% of FP17s for the same patient ID Re-attending within 3 months - Children	87	1,445	6.0%	10.0%	12.0%	12.3%
% of FP17s for the same patient ID Re-attending within 3 months - Adults	324	2,314	14.0%	15.4%	16.0%	16.7%
% of FP17s for the same patient ID Re-attending between 3 & 9 months - Children	612	1,445	42.4%	51.1%	58.8%	57.6%
% of FP17s for the same patient ID Re-attending between 3 & 9 months - Adults	555	2,314	24.0%	46.4%	51.2%	50.1%
% of FP17s for Band 1 Urgent Courses	422	2,537	16.6%	8.1%	8.0%	9.1%
% of FP17s Relating to Free Repair or Replacements	47	2,537	1.9%	0.7%	0.8%	0.8%
% of FP17s Relating to Continuations	1	2,537	0.0%	0.9%	1.2%	1.2%
% of Patients satisfied with the dentistry they have received	12	13	92.3%	92.1%	92.7%	92.8%
% of Patients satisfied with the time they had to wait for an appointment	13	13	100.0%	90.3%	89.1%	88.7%

\* This is based on patients treated on this contract for their most recent course of treatment. Figures in italics indicate the base number of FP17s or Patient Questionnaire responses are less than 100. N/A is shown where the base number of responses is less than 10 during the period. % is calculated as Quantity/Base number\*100

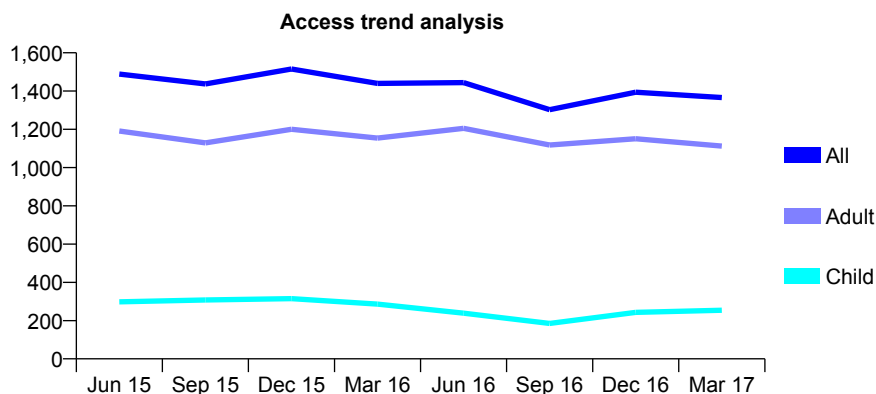
## Q54 - Vital Signs At a Glance Contract Report for 157422/0008 - Year end March 2017

Name or company name	Priory Dental Practice
Contract type name	PDS Plus Contract
Purpose of contract	General
Contract start date	01/05/2012
Contract end date	30/04/2017

16/17 Contracted general activity (UDA)	3,000
Carry forward general activity (UDA)	-11
16/17 Contracted orthodontic activity (UOA)	0
Carry forward orthodontic activity (UOA)	0
Baseline contract value	£38,643.17

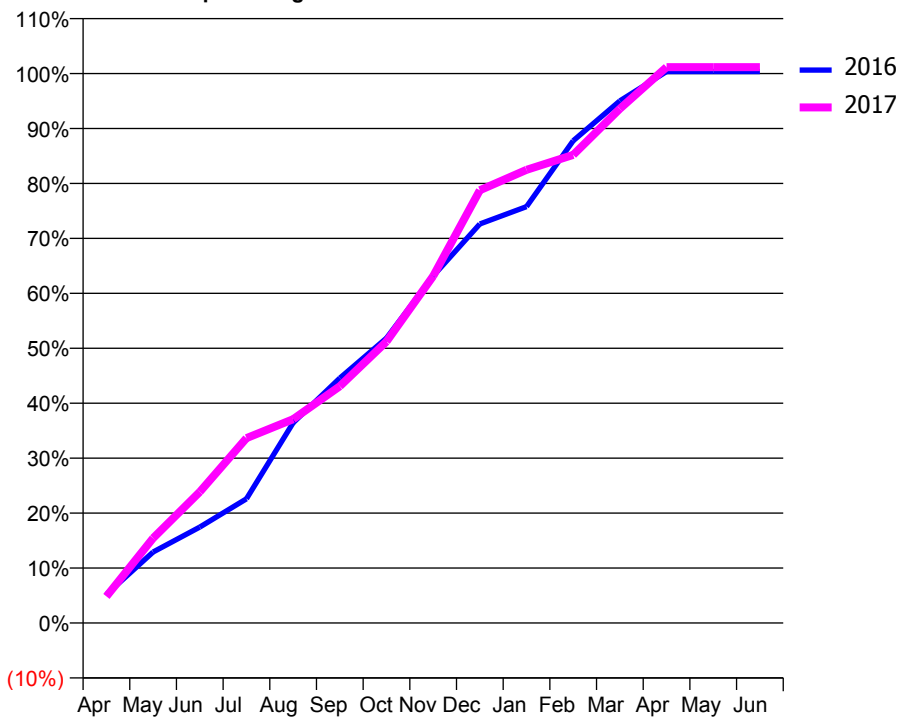
### ACCESS\*

Patients seen in 24 months	Total	Change since previous quarter
Quarter ending March 2016	1,440	
Quarter ending June 2016	1,444	→
Quarter ending September 2016	1,303	↓
Quarter ending December 2016	1,394	↑
Quarter ending March 2017	1,366	↓
<b>Variance since March 2016</b>	<b>(5.1%)</b>	↓



### ACTIVITY

Cumulative percentage of contracted UDA delivered 2016 & 2017



Adjusted Scheduled Activity (UDA)

Month	2016	2017
April	156	145
May	388	463
June	524	716
July	678	1,009
August	1,093	1,112
September	1,337	1,292
October	1,555	1,537
November	1,894	1,894
December	2,178	2,363
January	2,273	2,474
February	2,633	2,556
March	2,851	2,807
April	3,011	3,035
May	3,011	3,035
June	3,011	3,035

### QUALITY

	Quantity	Base Number	Contract	AT	Region	England
% of FP17s for the same patient ID Re-attending within 3 months - Children	0	283	0.0%	10.0%	12.0%	12.3%
% of FP17s for the same patient ID Re-attending within 3 months - Adults	9	1,040	0.9%	15.4%	16.0%	16.7%
% of FP17s for the same patient ID Re-attending between 3 & 9 months - Children	50	283	17.7%	51.1%	58.8%	57.6%
% of FP17s for the same patient ID Re-attending between 3 & 9 months - Adults	162	1,040	15.6%	46.4%	51.2%	50.1%
% of FP17s for Band 1 Urgent Courses	13	1,376	0.9%	8.1%	8.0%	9.1%
% of FP17s Relating to Free Repair or Replacements	8	1,376	0.6%	0.7%	0.8%	0.8%
% of FP17s Relating to Continuations	0	1,376	0.0%	0.9%	1.2%	1.2%
% of Patients satisfied with the dentistry they have received	1	1	N/A	92.1%	92.7%	92.8%
% of Patients satisfied with the time they had to wait for an appointment	1	1	N/A	90.3%	89.1%	88.7%

\* This is based on patients treated on this contract for their most recent course of treatment. Figures in italics indicate the base number of FP17s or Patient Questionnaire responses are less than 100. N/A is shown where the base number of responses is less than 10 during the period. % is calculated as Quantity/Base number\*100

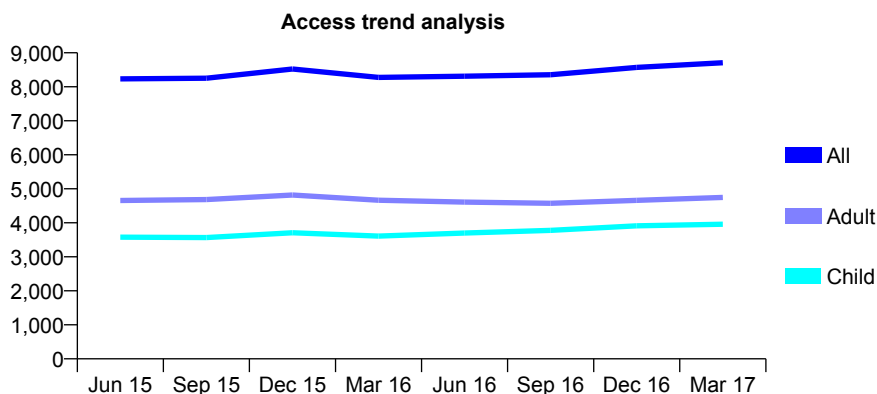
## Q54 - Vital Signs At a Glance Contract Report for 158054/0001 - Year end March 2017

Name or company name	Ward End Dental Practice Partnership
Contract type name	GDS Contract
Purpose of contract	General
Contract start date	01/04/2007
Contract end date	

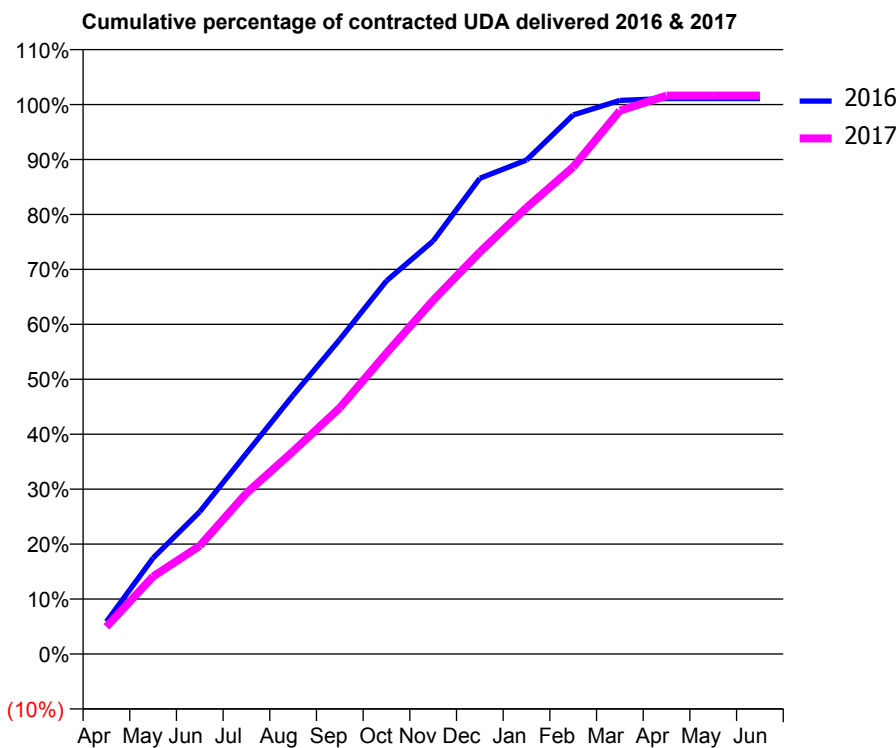
16/17 Contracted general activity (UDA)	23,513
Carry forward general activity (UDA)	-256
16/17 Contracted orthodontic activity (UOA)	0
Carry forward orthodontic activity (UOA)	0
Baseline contract value	£496,465.05

### ACCESS\*

Patients seen in 24 months	Total	Change since previous quarter
Quarter ending March 2016	8,275	
Quarter ending June 2016	8,310	→
Quarter ending September 2016	8,356	→
Quarter ending December 2016	8,572	↑
Quarter ending March 2017	8,707	→
<b>Variance since March 2016</b>	<b>5.2%</b>	<b>↑</b>



### ACTIVITY



Month	Adjusted Scheduled Activity (UDA)	
	2016	2017
April	1,382	1,169
May	4,111	3,315
June	6,088	4,631
July	8,588	6,885
August	11,072	8,674
September	13,463	10,536
October	15,969	12,876
November	17,671	15,137
December	20,358	17,199
January	21,140	19,098
February	23,065	20,838
March	23,688	23,247
April	23,769	23,896
May	23,769	23,896
June	23,769	23,896

### QUALITY

	Quantity	Base Number	Contract	AT	Region	England
% of FP17s for the same patient ID Re-attending within 3 months - Children	255	4,560	5.6%	10.0%	12.0%	12.3%
% of FP17s for the same patient ID Re-attending within 3 months - Adults	794	5,053	15.7%	15.4%	16.0%	16.7%
% of FP17s for the same patient ID Re-attending between 3 & 9 months - Children	1,733	4,560	38.0%	51.1%	58.8%	57.6%
% of FP17s for the same patient ID Re-attending between 3 & 9 months - Adults	1,644	5,053	32.5%	46.4%	51.2%	50.1%
% of FP17s for Band 1 Urgent Courses	1,510	9,837	15.4%	8.1%	8.0%	9.1%
% of FP17s Relating to Free Repair or Replacements	0	9,837	0.0%	0.7%	0.8%	0.8%
% of FP17s Relating to Continuations	94	9,837	1.0%	0.9%	1.2%	1.2%
% of Patients satisfied with the dentistry they have received	4	4	N/A	92.1%	92.7%	92.8%
% of Patients satisfied with the time they had to wait for an appointment	3	4	N/A	90.3%	89.1%	88.7%

\* This is based on patients treated on this contract for their most recent course of treatment. Figures in italics indicate the base number of FP17s or Patient Questionnaire responses are less than 100. N/A is shown where the base number of responses is less than 10 during the period. % is calculated as Quantity/Base number\*100



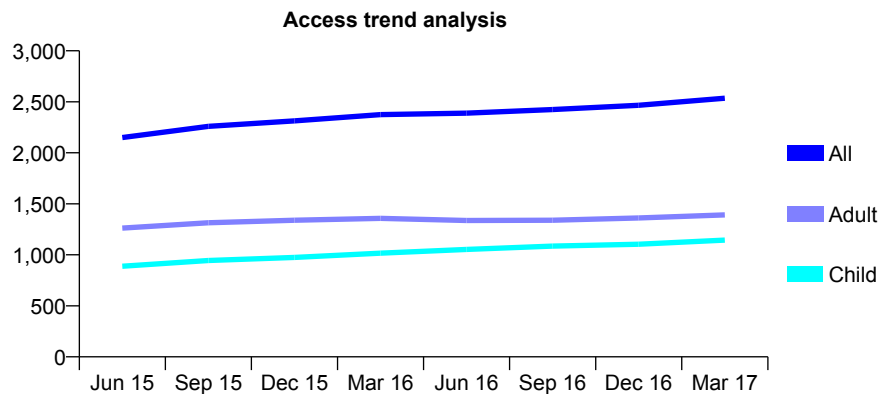
## Q54 - Vital Signs At a Glance Contract Report for 158119/0001 - Year end March 2017

Name or company name	Ali, Ahmed & Shabir
Contract type name	GDS Contract
Purpose of contract	General
Contract start date	01/04/2006
Contract end date	

16/17 Contracted general activity (UDA)	11,721
Carry forward general activity (UDA)	0
16/17 Contracted orthodontic activity (UOA)	0
Carry forward orthodontic activity (UOA)	0
Baseline contract value	£284,177.70

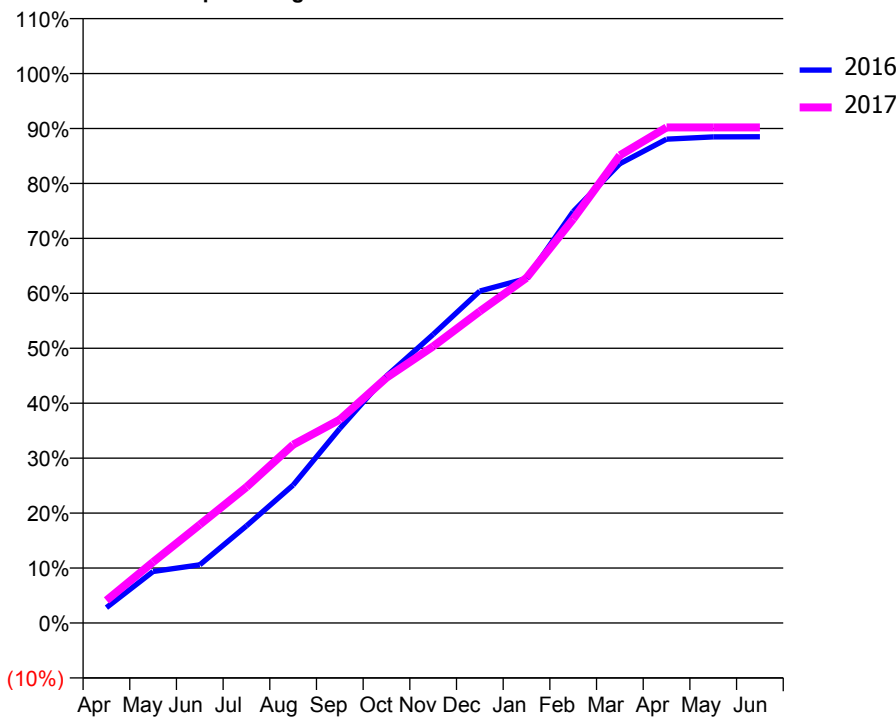
### ACCESS\*

Patients seen in 24 months	Total	Change since previous quarter
Quarter ending March 2016	2,374	
Quarter ending June 2016	2,389	→
Quarter ending September 2016	2,424	→
Quarter ending December 2016	2,466	→
Quarter ending March 2017	2,535	↑
<b>Variance since March 2016</b>	<b>6.8%</b>	<b>↑</b>



### ACTIVITY

Cumulative percentage of contracted UDA delivered 2016 & 2017



Month	Adjusted Scheduled Activity (UDA)	
	2016	2017
April	328	483
May	1,099	1,302
June	1,242	2,097
July	2,073	2,900
August	2,943	3,804
September	4,147	4,339
October	5,269	5,232
November	6,157	5,901
December	7,081	6,650
January	7,349	7,361
February	8,775	8,618
March	9,799	9,977
April	10,320	10,571
May	10,370	10,572
June	10,371	10,572

### QUALITY

	Quantity	Base Number	Contract	AT	Region	England
% of FP17s for the same patient ID Re-attending within 3 months - Children	73	1,389	5.3%	10.0%	12.0%	12.3%
% of FP17s for the same patient ID Re-attending within 3 months - Adults	259	1,527	17.0%	15.4%	16.0%	16.7%
% of FP17s for the same patient ID Re-attending between 3 & 9 months - Children	580	1,389	41.8%	51.1%	58.8%	57.6%
% of FP17s for the same patient ID Re-attending between 3 & 9 months - Adults	548	1,527	35.9%	46.4%	51.2%	50.1%
% of FP17s for Band 1 Urgent Courses	275	2,889	9.5%	8.1%	8.0%	9.1%
% of FP17s Relating to Free Repair or Replacements	1	2,889	0.0%	0.7%	0.8%	0.8%
% of FP17s Relating to Continuations	29	2,889	1.0%	0.9%	1.2%	1.2%
% of Patients satisfied with the dentistry they have received	3	3	N/A	92.1%	92.7%	92.8%
% of Patients satisfied with the time they had to wait for an appointment	3	3	N/A	90.3%	89.1%	88.7%

\* This is based on patients treated on this contract for their most recent course of treatment. Figures in italics indicate the base number of FP17s or Patient Questionnaire responses are less than 100. N/A is shown where the base number of responses is less than 10 during the period. % is calculated as Quantity/Base number\*100

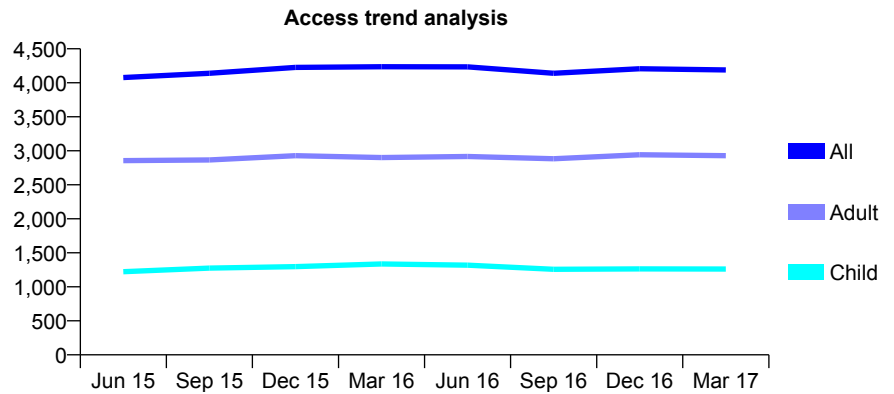
## Q54 - Vital Signs At a Glance Contract Report for 159948/0001 - Year end March 2017

Name or company name	Grove Lane Dental Surgery
Contract type name	GDS Contract
Purpose of contract	General
Contract start date	21/02/2011
Contract end date	

16/17 Contracted general activity (UDA)	13,862
Carry forward general activity (UDA)	-101
16/17 Contracted orthodontic activity (UOA)	0
Carry forward orthodontic activity (UOA)	0
Baseline contract value	£335,295.76

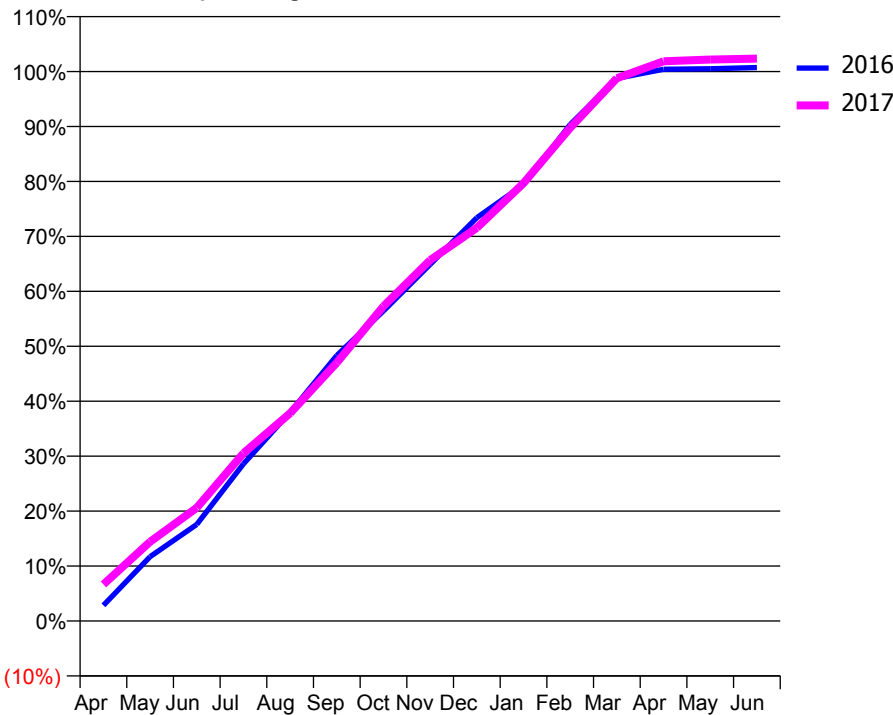
### ACCESS\*

Patients seen in 24 months	Total	Change since previous quarter
Quarter ending March 2016	4,237	
Quarter ending June 2016	4,235	→
Quarter ending September 2016	4,140	↓
Quarter ending December 2016	4,206	→
Quarter ending March 2017	4,189	→
<b>Variance since March 2016</b>	<b>(1.1%)</b>	<b>↓</b>



### ACTIVITY

Cumulative percentage of contracted UDA delivered 2016 & 2017



Month	Adjusted Scheduled Activity (UDA)	
	2016	2017
April	395	925
May	1,623	1,999
June	2,436	2,859
July	3,965	4,234
August	5,268	5,242
September	6,699	6,519
October	7,824	7,939
November	8,995	9,105
December	10,172	9,919
January	11,008	11,044
February	12,524	12,441
March	13,691	13,692
April	13,919	14,120
May	13,932	14,162
June	13,963	14,187

### QUALITY

	Quantity	Base Number	Contract	AT	Region	England
% of FP17s for the same patient ID Re-attending within 3 months - Children	152	1,307	11.6%	10.0%	12.0%	12.3%
% of FP17s for the same patient ID Re-attending within 3 months - Adults	669	3,157	21.2%	15.4%	16.0%	16.7%
% of FP17s for the same patient ID Re-attending between 3 & 9 months - Children	368	1,307	28.2%	51.1%	58.8%	57.6%
% of FP17s for the same patient ID Re-attending between 3 & 9 months - Adults	816	3,157	25.8%	46.4%	51.2%	50.1%
% of FP17s for Band 1 Urgent Courses	812	4,503	18.0%	8.1%	8.0%	9.1%
% of FP17s Relating to Free Repair or Replacements	5	4,503	0.1%	0.7%	0.8%	0.8%
% of FP17s Relating to Continuations	6	4,503	0.1%	0.9%	1.2%	1.2%
% of Patients satisfied with the dentistry they have received	3	3	N/A	92.1%	92.7%	92.8%
% of Patients satisfied with the time they had to wait for an appointment	3	3	N/A	90.3%	89.1%	88.7%

\* This is based on patients treated on this contract for their most recent course of treatment. Figures in italics indicate the base number of FP17s or Patient Questionnaire responses are less than 100. N/A is shown where the base number of responses is less than 10 during the period. % is calculated as Quantity/Base number\*100

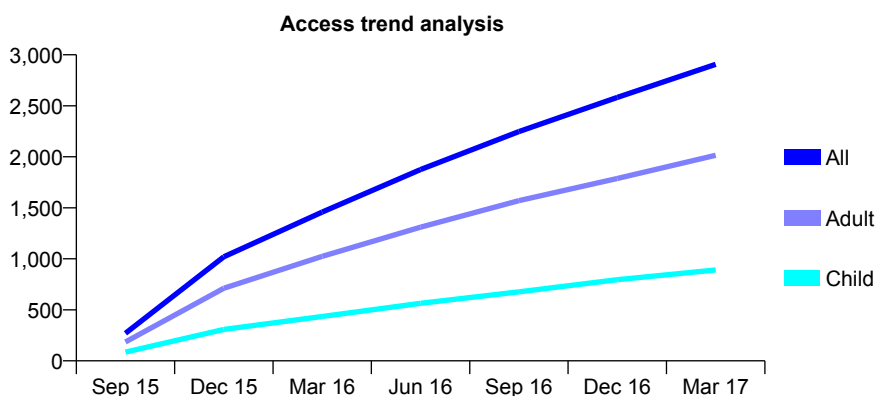
## Q54 - Vital Signs At a Glance Contract Report for 160857/0001 - Year end March 2017

Name or company name	Handsworth Dental Practice
Contract type name	GDS Contract
Purpose of contract	General
Contract start date	01/09/2015
Contract end date	

16/17 Contracted general activity (UDA)	9,200
Carry forward general activity (UDA)	-10
16/17 Contracted orthodontic activity (UOA)	0
Carry forward orthodontic activity (UOA)	0
Baseline contract value	£222,757.47

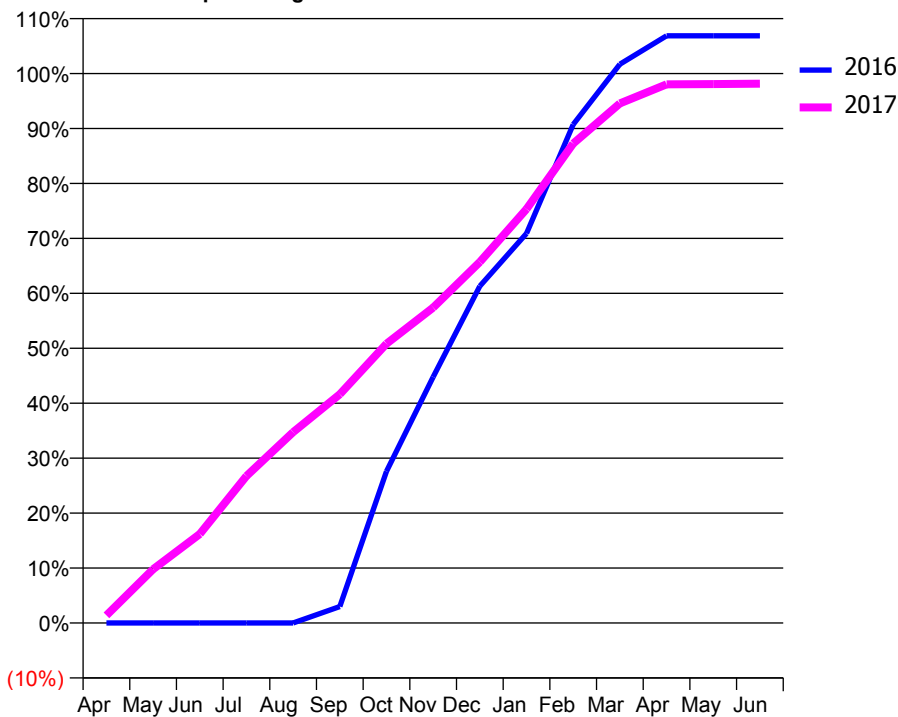
### ACCESS\*

Patients seen in 24 months	Total	Change since previous quarter
Quarter ending March 2016	1,458	
Quarter ending June 2016	1,875	↑
Quarter ending September 2016	2,248	↑
Quarter ending December 2016	2,583	↑
Quarter ending March 2017	2,906	↑
<b>Variance since March 2016</b>	<b>99.3%</b>	<b>↑</b>



### ACTIVITY

**Cumulative percentage of contracted UDA delivered 2016 & 2017**



**Adjusted Scheduled Activity (UDA)**

Month	2016	2017
April	0	128
May	0	901
June	0	1,490
July	0	2,461
August	0	3,195
September	161	3,829
October	1,482	4,675
November	2,404	5,282
December	3,290	6,044
January	3,805	6,932
February	4,869	8,027
March	5,458	8,699
April	5,735	9,018
May	5,735	9,024
June	5,735	9,029

### QUALITY

	Quantity	Base Number	Contract	AT	Region	England
% of FP17s for the same patient ID Re-attending within 3 months - Children	75	941	8.0%	10.0%	12.0%	12.3%
% of FP17s for the same patient ID Re-attending within 3 months - Adults	298	2,209	13.5%	15.4%	16.0%	16.7%
% of FP17s for the same patient ID Re-attending between 3 & 9 months - Children	253	941	26.9%	51.1%	58.8%	57.6%
% of FP17s for the same patient ID Re-attending between 3 & 9 months - Adults	588	2,209	26.6%	46.4%	51.2%	50.1%
% of FP17s for Band 1 Urgent Courses	413	3,174	13.0%	8.1%	8.0%	9.1%
% of FP17s Relating to Free Repair or Replacements	10	3,174	0.3%	0.7%	0.8%	0.8%
% of FP17s Relating to Continuations	16	3,174	0.5%	0.9%	1.2%	1.2%
% of Patients satisfied with the dentistry they have received	1	1	N/A	92.1%	92.7%	92.8%
% of Patients satisfied with the time they had to wait for an appointment	1	1	N/A	90.3%	89.1%	88.7%

\* This is based on patients treated on this contract for their most recent course of treatment. Figures in italics indicate the base number of FP17s or Patient Questionnaire responses are less than 100. N/A is shown where the base number of responses is less than 10 during the period. % is calculated as Quantity/Base number\*100

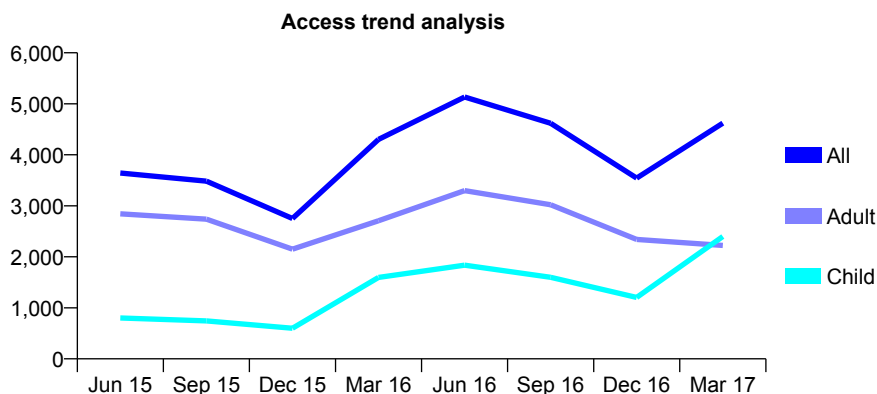
## Q54 - Vital Signs At a Glance Contract Report for 161446/0001 - Year end March 2017

Name or company name	Amit A Duggal & Gurpreet K Duggal
Contract type name	GDS Contract
Purpose of contract	General
Contract start date	01/01/2013
Contract end date	

16/17 Contracted general activity (UDA)	9,647
Carry forward general activity (UDA)	0
16/17 Contracted orthodontic activity (UOA)	0
Carry forward orthodontic activity (UOA)	0
Baseline contract value	£228,138.61

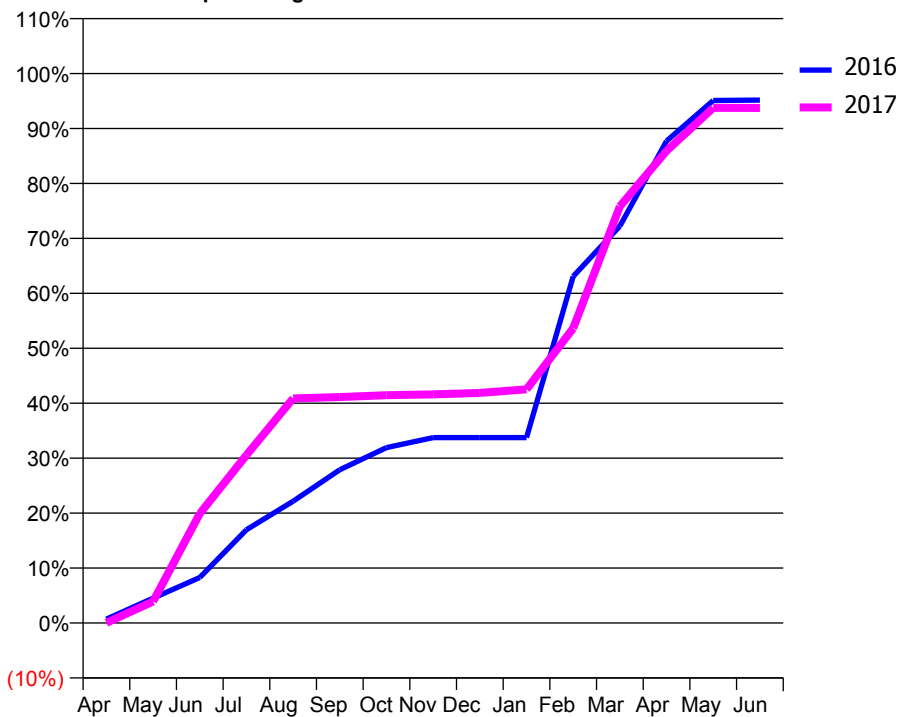
### ACCESS\*

Patients seen in 24 months	Total	Change since previous quarter
Quarter ending March 2016	4,302	
Quarter ending June 2016	5,134	↑
Quarter ending September 2016	4,619	↓
Quarter ending December 2016	3,544	↓
Quarter ending March 2017	4,622	↑
<b>Variance since March 2016</b>	<b>7.4%</b>	<b>↑</b>



### ACTIVITY

Cumulative percentage of contracted UDA delivered 2016 & 2017



Adjusted Scheduled Activity (UDA)

Month	2016	2017
April	68	3
May	438	377
June	800	1,922
July	1,639	2,949
August	2,139	3,944
September	2,690	3,968
October	3,079	4,000
November	3,256	4,014
December	3,256	4,040
January	3,256	4,104
February	6,087	5,176
March	6,967	7,314
April	8,462	8,289
May	9,174	9,044
June	9,179	9,043

### QUALITY

	Quantity	Base Number	Contract	AT	Region	England
% of FP17s for the same patient ID Re-attending within 3 months - Children	83	2,840	2.9%	10.0%	12.0%	12.3%
% of FP17s for the same patient ID Re-attending within 3 months - Adults	185	2,836	6.5%	15.4%	16.0%	16.7%
% of FP17s for the same patient ID Re-attending between 3 & 9 months - Children	120	2,840	4.2%	51.1%	58.8%	57.6%
% of FP17s for the same patient ID Re-attending between 3 & 9 months - Adults	238	2,836	8.4%	46.4%	51.2%	50.1%
% of FP17s for Band 1 Urgent Courses	190	5,465	3.5%	8.1%	8.0%	9.1%
% of FP17s Relating to Free Repair or Replacements	39	5,465	0.7%	0.7%	0.8%	0.8%
% of FP17s Relating to Continuations	34	5,465	0.6%	0.9%	1.2%	1.2%
% of Patients satisfied with the dentistry they have received	19	22	86.4%	92.1%	92.7%	92.8%
% of Patients satisfied with the time they had to wait for an appointment	20	22	90.9%	90.3%	89.1%	88.7%

\* This is based on patients treated on this contract for their most recent course of treatment. Figures in italics indicate the base number of FP17s or Patient Questionnaire responses are less than 100. N/A is shown where the base number of responses is less than 10 during the period. % is calculated as Quantity/Base number\*100

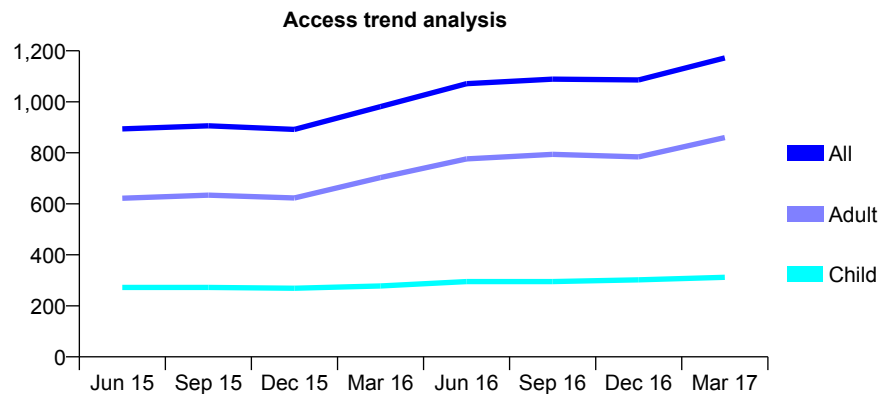
## Q54 - Vital Signs At a Glance Contract Report for 162884/0001 - Year end March 2017

Name or company name	Redhill Dental Practice
Contract type name	GDS Contract
Purpose of contract	General
Contract start date	01/02/2010
Contract end date	

16/17 Contracted general activity (UDA)	4,286
Carry forward general activity (UDA)	53
16/17 Contracted orthodontic activity (UOA)	0
Carry forward orthodontic activity (UOA)	0
Baseline contract value	£105,130.76

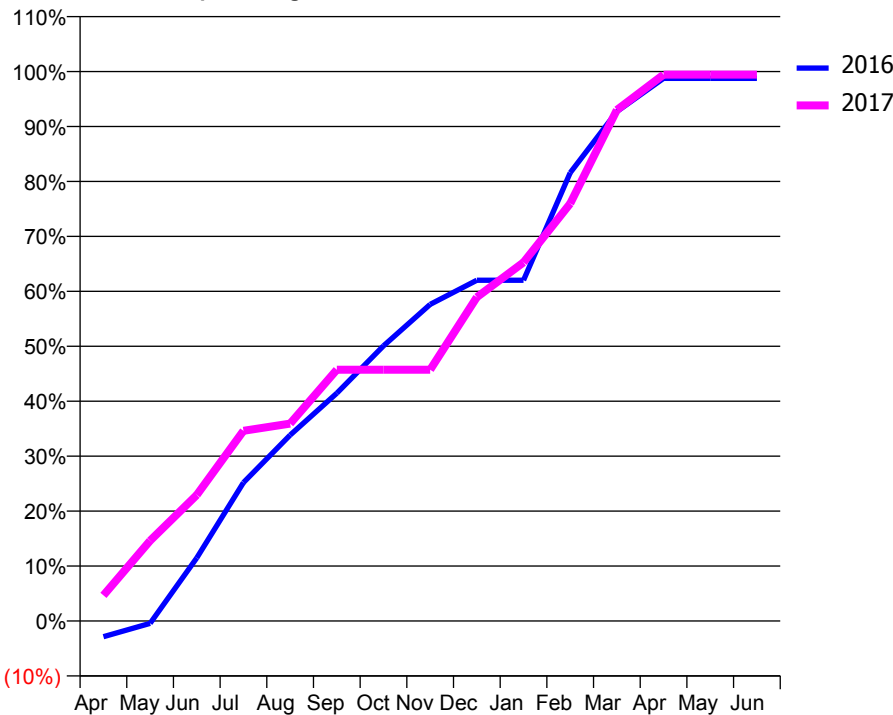
### ACCESS\*

Patients seen in 24 months	Total	Change since previous quarter
Quarter ending March 2016	981	
Quarter ending June 2016	1,071	↑
Quarter ending September 2016	1,089	→
Quarter ending December 2016	1,086	→
Quarter ending March 2017	1,172	↑
<b>Variance since March 2016</b>	<b>19.5%</b>	<b>↑</b>



### ACTIVITY

Cumulative percentage of contracted UDA delivered 2016 & 2017



Month	Adjusted Scheduled Activity (UDA)	
	2016	2017
April	-123	200
May	-20	627
June	493	983
July	1,081	1,483
August	1,450	1,539
September	1,777	1,960
October	2,146	1,960
November	2,469	1,960
December	2,658	2,526
January	2,658	2,797
February	3,496	3,256
March	3,974	3,986
April	4,233	4,262
May	4,233	4,262
June	4,233	4,262

### QUALITY

	Quantity	Base Number	Contract	AT	Region	England
% of FP17s for the same patient ID Re-attending within 3 months - Children	15	430	3.5%	10.0%	12.0%	12.3%
% of FP17s for the same patient ID Re-attending within 3 months - Adults	129	1,132	11.4%	15.4%	16.0%	16.7%
% of FP17s for the same patient ID Re-attending between 3 & 9 months - Children	214	430	49.8%	51.1%	58.8%	57.6%
% of FP17s for the same patient ID Re-attending between 3 & 9 months - Adults	441	1,132	39.0%	46.4%	51.2%	50.1%
% of FP17s for Band 1 Urgent Courses	159	1,578	10.1%	8.1%	8.0%	9.1%
% of FP17s Relating to Free Repair or Replacements	14	1,578	0.9%	0.7%	0.8%	0.8%
% of FP17s Relating to Continuations	3	1,578	0.2%	0.9%	1.2%	1.2%
% of Patients satisfied with the dentistry they have received	2	2	N/A	92.1%	92.7%	92.8%
% of Patients satisfied with the time they had to wait for an appointment	2	2	N/A	90.3%	89.1%	88.7%

\* This is based on patients treated on this contract for their most recent course of treatment. Figures in italics indicate the base number of FP17s or Patient Questionnaire responses are less than 100. N/A is shown where the base number of responses is less than 10 during the period. % is calculated as Quantity/Base number\*100

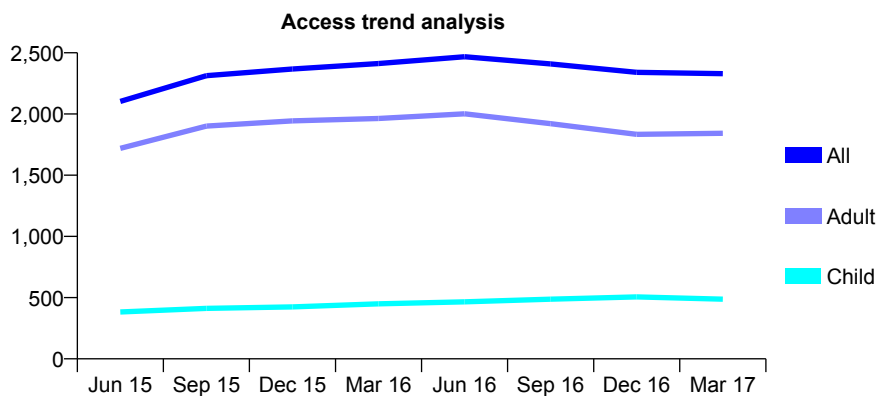
## Q54 - Vital Signs At a Glance Contract Report for 163287/0001 - Year end March 2017

Name or company name	Aesthetics Dental and Implant Surgery
Contract type name	GDS Contract
Purpose of contract	General
Contract start date	01/04/2014
Contract end date	

16/17 Contracted general activity (UDA)	5,794
Carry forward general activity (UDA)	-116
16/17 Contracted orthodontic activity (UOA)	0
Carry forward orthodontic activity (UOA)	0
Baseline contract value	£107,182.78

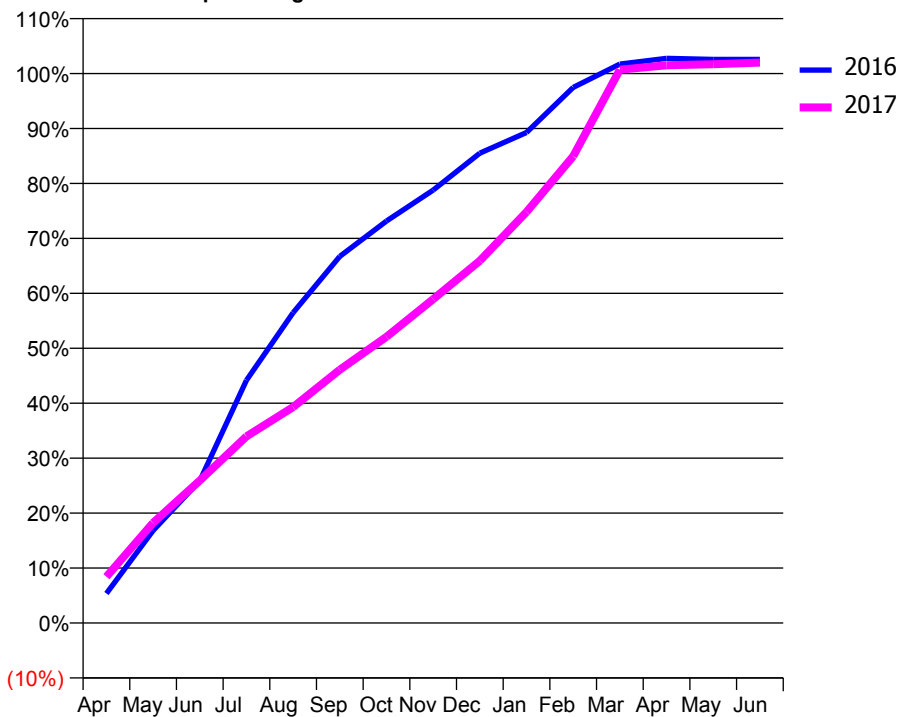
### ACCESS\*

Patients seen in 24 months	Total	Change since previous quarter
Quarter ending March 2016	2,412	
Quarter ending June 2016	2,468	↑
Quarter ending September 2016	2,409	↓
Quarter ending December 2016	2,340	↓
Quarter ending March 2017	2,330	→
<b>Variance since March 2016</b>	<b>(3.4%)</b>	<b>↓</b>



### ACTIVITY

Cumulative percentage of contracted UDA delivered 2016 & 2017



Month	Adjusted Scheduled Activity (UDA)	
	2016	2017
April	311	489
May	975	1,057
June	1,499	1,503
July	2,559	1,968
August	3,272	2,277
September	3,866	2,670
October	4,238	3,017
November	4,564	3,415
December	4,954	3,820
January	5,172	4,334
February	5,647	4,922
March	5,893	5,835
April	5,954	5,881
May	5,942	5,892
June	5,942	5,909

### QUALITY

	Quantity	Base Number	Contract	AT	Region	England
% of FP17s for the same patient ID Re-attending within 3 months - Children	35	669	5.2%	10.0%	12.0%	12.3%
% of FP17s for the same patient ID Re-attending within 3 months - Adults	321	1,974	16.3%	15.4%	16.0%	16.7%
% of FP17s for the same patient ID Re-attending between 3 & 9 months - Children	311	669	46.5%	51.1%	58.8%	57.6%
% of FP17s for the same patient ID Re-attending between 3 & 9 months - Adults	558	1,974	28.3%	46.4%	51.2%	50.1%
% of FP17s for Band 1 Urgent Courses	338	2,645	12.8%	8.1%	8.0%	9.1%
% of FP17s Relating to Free Repair or Replacements	32	2,645	1.2%	0.7%	0.8%	0.8%
% of FP17s Relating to Continuations	34	2,645	1.3%	0.9%	1.2%	1.2%
% of Patients satisfied with the dentistry they have received	1	2	N/A	92.1%	92.7%	92.8%
% of Patients satisfied with the time they had to wait for an appointment	1	2	N/A	90.3%	89.1%	88.7%

\* This is based on patients treated on this contract for their most recent course of treatment. Figures in italics indicate the base number of FP17s or Patient Questionnaire responses are less than 100. N/A is shown where the base number of responses is less than 10 during the period. % is calculated as Quantity/Base number\*100

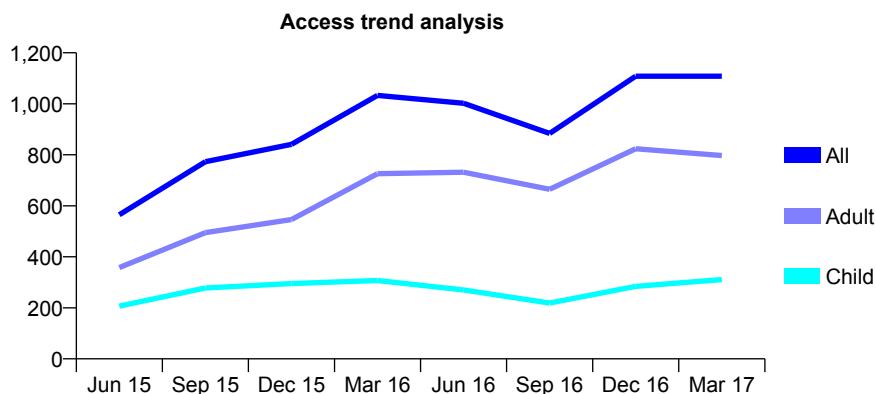
## Q54 - Vital Signs At a Glance Contract Report for 163813/0001 - Year end March 2017

Name or company name	Dr M Gibbons & Associates
Contract type name	GDS Contract
Purpose of contract	General
Contract start date	01/10/2014
Contract end date	

16/17 Contracted general activity (UDA)	2,925
Carry forward general activity (UDA)	95
16/17 Contracted orthodontic activity (UOA)	0
Carry forward orthodontic activity (UOA)	0
Baseline contract value	£75,448.37

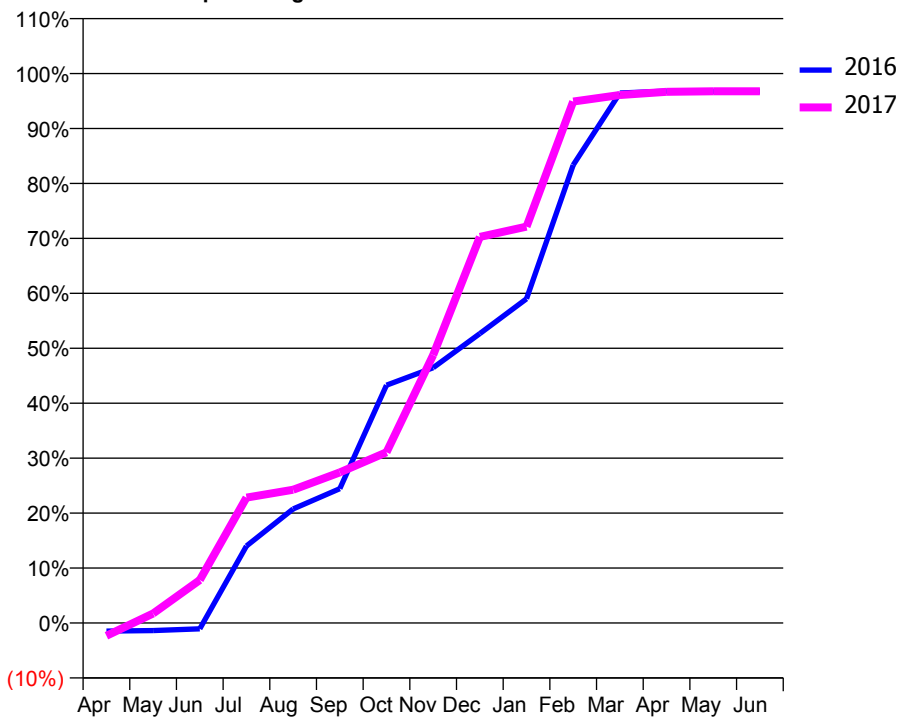
### ACCESS\*

Patients seen in 24 months	Total	Change since previous quarter
Quarter ending March 2016	1,033	
Quarter ending June 2016	1,002	↓
Quarter ending September 2016	884	↓
Quarter ending December 2016	1,108	↑
Quarter ending March 2017	1,108	→
<b>Variance since March 2016</b>	<b>7.3%</b>	<b>↑</b>



### ACTIVITY

Cumulative percentage of contracted UDA delivered 2016 & 2017



Month	Adjusted Scheduled Activity (UDA)	
	2016	2017
April	-44	-69
May	-41	50
June	-32	229
July	410	668
August	607	710
September	715	802
October	1,266	909
November	1,359	1,426
December	1,541	2,055
January	1,726	2,110
February	2,438	2,776
March	2,821	2,811
April	2,831	2,828
May	2,830	2,831
June	2,830	2,831

### QUALITY

	Quantity	Base Number	Contract	AT	Region	England
% of FP17s for the same patient ID Re-attending within 3 months - Children	8	405	2.0%	10.0%	12.0%	12.3%
% of FP17s for the same patient ID Re-attending within 3 months - Adults	112	1,125	10.0%	15.4%	16.0%	16.7%
% of FP17s for the same patient ID Re-attending between 3 & 9 months - Children	42	405	10.4%	51.1%	58.8%	57.6%
% of FP17s for the same patient ID Re-attending between 3 & 9 months - Adults	152	1,125	13.5%	46.4%	51.2%	50.1%
% of FP17s for Band 1 Urgent Courses	77	1,532	5.0%	8.1%	8.0%	9.1%
% of FP17s Relating to Free Repair or Replacements	13	1,532	0.8%	0.7%	0.8%	0.8%
% of FP17s Relating to Continuations	16	1,532	1.0%	0.9%	1.2%	1.2%
% of Patients satisfied with the dentistry they have received	4	4	N/A	92.1%	92.7%	92.8%
% of Patients satisfied with the time they had to wait for an appointment	4	4	N/A	90.3%	89.1%	88.7%

\* This is based on patients treated on this contract for their most recent course of treatment. Figures in italics indicate the base number of FP17s or Patient Questionnaire responses are less than 100. N/A is shown where the base number of responses is less than 10 during the period. % is calculated as Quantity/Base number\*100



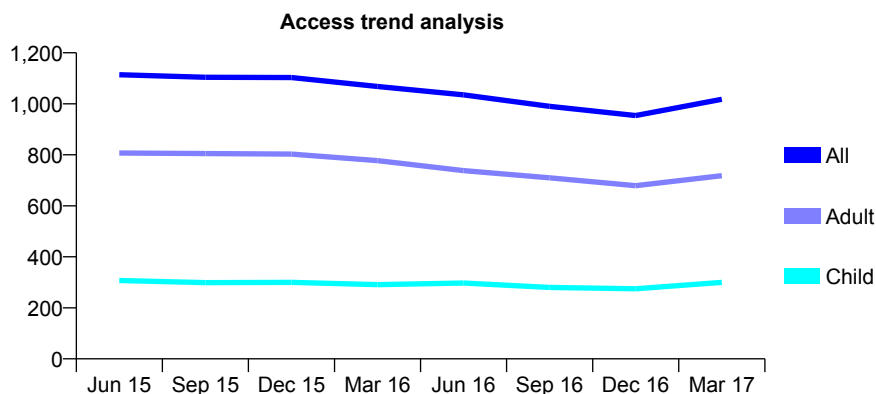
## Q54 - Vital Signs At a Glance Contract Report for 171360/0001 - Year end March 2017

Name or company name	Dr AS Bhandal, Dr Balbir Bhandal & Dr Balj
Contract type name	GDS Contract
Purpose of contract	General
Contract start date	09/04/2010
Contract end date	

16/17 Contracted general activity (UDA)	4,033
Carry forward general activity (UDA)	-42
16/17 Contracted orthodontic activity (UOA)	0
Carry forward orthodontic activity (UOA)	0
Baseline contract value	£86,808.36

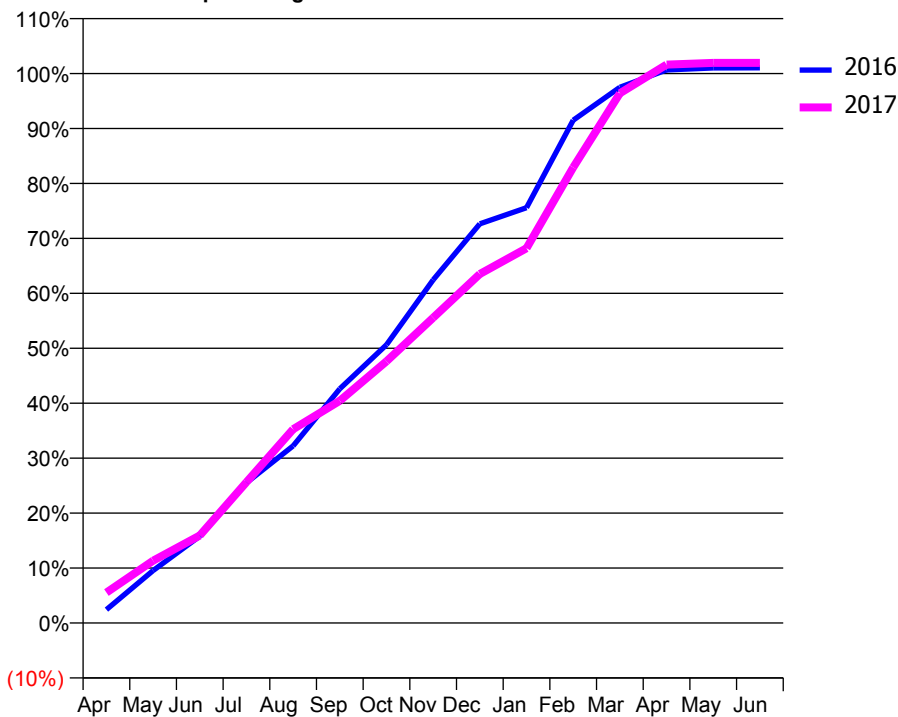
### ACCESS\*

Patients seen in 24 months	Total	Change since previous quarter
Quarter ending March 2016	1,068	
Quarter ending June 2016	1,035	↓
Quarter ending September 2016	990	↓
Quarter ending December 2016	954	↓
Quarter ending March 2017	1,018	↑
<b>Variance since March 2016</b>	<b>(4.7%)</b>	<b>↓</b>



### ACTIVITY

Cumulative percentage of contracted UDA delivered 2016 & 2017



Month	Adjusted Scheduled Activity (UDA)	
	2016	2017
April	98	224
May	385	458
June	638	642
July	1,029	1,034
August	1,300	1,423
September	1,719	1,631
October	2,042	1,921
November	2,518	2,241
December	2,930	2,561
January	3,048	2,751
February	3,690	3,344
March	3,932	3,888
April	4,059	4,098
May	4,074	4,111
June	4,075	4,111

### QUALITY

	Quantity	Base Number	Contract	AT	Region	England
% of FP17s for the same patient ID Re-attending within 3 months - Children	25	330	7.6%	10.0%	12.0%	12.3%
% of FP17s for the same patient ID Re-attending within 3 months - Adults	129	788	16.4%	15.4%	16.0%	16.7%
% of FP17s for the same patient ID Re-attending between 3 & 9 months - Children	84	330	25.5%	51.1%	58.8%	57.6%
% of FP17s for the same patient ID Re-attending between 3 & 9 months - Adults	262	788	33.2%	46.4%	51.2%	50.1%
% of FP17s for Band 1 Urgent Courses	27	1,142	2.4%	8.1%	8.0%	9.1%
% of FP17s Relating to Free Repair or Replacements	20	1,142	1.8%	0.7%	0.8%	0.8%
% of FP17s Relating to Continuations	30	1,142	2.6%	0.9%	1.2%	1.2%
% of Patients satisfied with the dentistry they have received	2	2	N/A	92.1%	92.7%	92.8%
% of Patients satisfied with the time they had to wait for an appointment	2	2	N/A	90.3%	89.1%	88.7%

\* This is based on patients treated on this contract for their most recent course of treatment. Figures in italics indicate the base number of FP17s or Patient Questionnaire responses are less than 100. N/A is shown where the base number of responses is less than 10 during the period. % is calculated as Quantity/Base number\*100

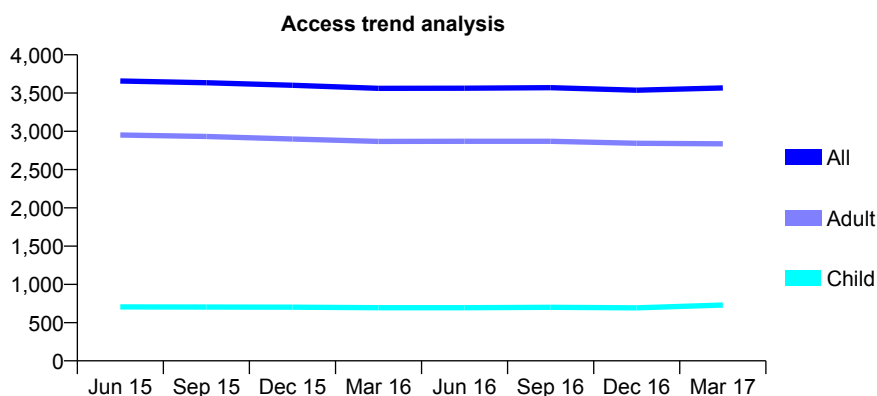
## Q54 - Vital Signs At a Glance Contract Report for 171530/0001 - Year end March 2017

Name or company name	Mr T Sunnar & Mr P Sunnar
Contract type name	GDS Contract
Purpose of contract	General
Contract start date	01/04/2012
Contract end date	

16/17 Contracted general activity (UDA)	12,831
Carry forward general activity (UDA)	407
16/17 Contracted orthodontic activity (UOA)	0
Carry forward orthodontic activity (UOA)	0
Baseline contract value	£274,914.80

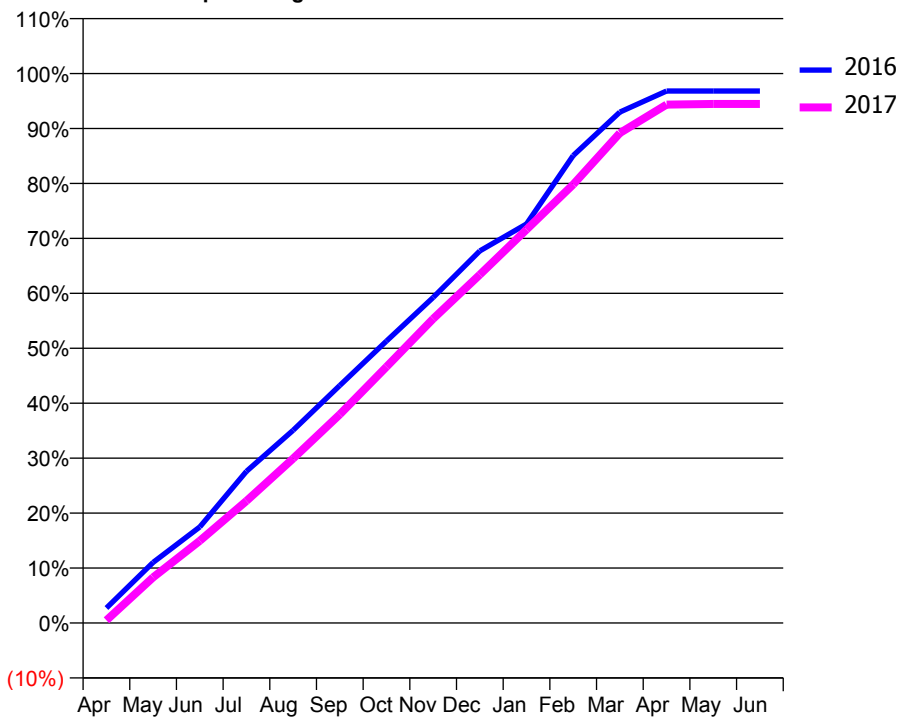
### ACCESS\*

Patients seen in 24 months	Total	Change since previous quarter
Quarter ending March 2016	3,562	
Quarter ending June 2016	3,564	→
Quarter ending September 2016	3,570	→
Quarter ending December 2016	3,537	→
Quarter ending March 2017	3,567	→
<b>Variance since March 2016</b>	<b>0.1%</b>	<b>→</b>



### ACTIVITY

Cumulative percentage of contracted UDA delivered 2016 & 2017



Adjusted Scheduled Activity (UDA)

Month	2016	2017
April	351	63
May	1,415	1,066
June	2,244	1,918
July	3,542	2,850
August	4,502	3,841
September	5,547	4,872
October	6,584	5,981
November	7,601	7,105
December	8,689	8,134
January	9,316	9,188
February	10,914	10,239
March	11,929	11,440
April	12,421	12,103
May	12,424	12,121
June	12,424	12,121

### QUALITY

	Quantity	Base Number	Contract	AT	Region	England
% of FP17s for the same patient ID Re-attending within 3 months - Children	64	1,133	5.6%	10.0%	12.0%	12.3%
% of FP17s for the same patient ID Re-attending within 3 months - Adults	617	4,599	13.4%	15.4%	16.0%	16.7%
% of FP17s for the same patient ID Re-attending between 3 & 9 months - Children	749	1,133	66.1%	51.1%	58.8%	57.6%
% of FP17s for the same patient ID Re-attending between 3 & 9 months - Adults	3,077	4,599	66.9%	46.4%	51.2%	50.1%
% of FP17s for Band 1 Urgent Courses	305	5,775	5.3%	8.1%	8.0%	9.1%
% of FP17s Relating to Free Repair or Replacements	43	5,775	0.7%	0.7%	0.8%	0.8%
% of FP17s Relating to Continuations	23	5,775	0.4%	0.9%	1.2%	1.2%
% of Patients satisfied with the dentistry they have received	7	7	N/A	92.1%	92.7%	92.8%
% of Patients satisfied with the time they had to wait for an appointment	7	7	N/A	90.3%	89.1%	88.7%

\* This is based on patients treated on this contract for their most recent course of treatment. Figures in italics indicate the base number of FP17s or Patient Questionnaire responses are less than 100. N/A is shown where the base number of responses is less than 10 during the period. % is calculated as Quantity/Base number\*100

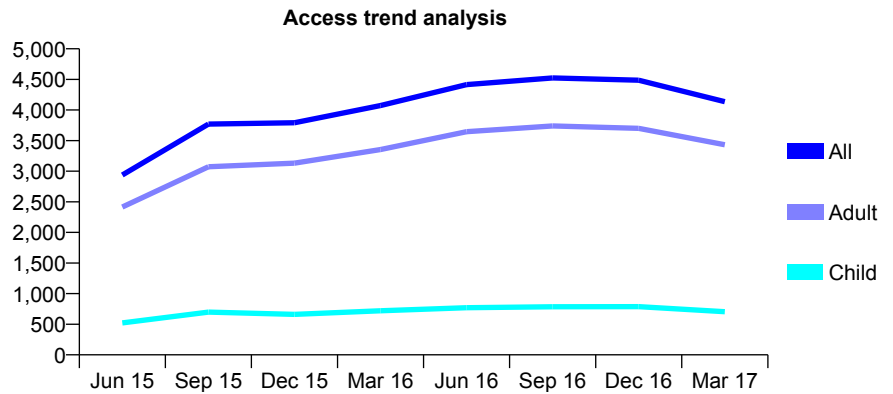
## Q54 - Vital Signs At a Glance Contract Report for 171654/0001 - Year end March 2017

Name or company name	Kingswinford Health Centre 2
Contract type name	GDS Contract
Purpose of contract	General and Orthodontic
Contract start date	01/09/2014
Contract end date	

16/17 Contracted general activity (UDA)	11,155
Carry forward general activity (UDA)	-179
16/17 Contracted orthodontic activity (UOA)	1,555
Carry forward orthodontic activity (UOA)	0
Baseline contract value	£361,934.65

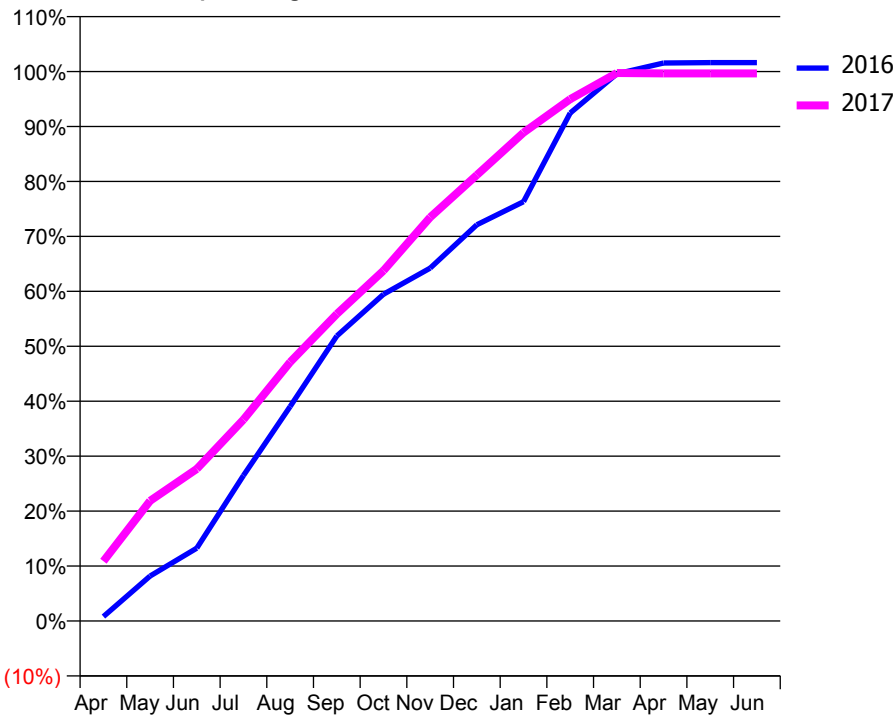
### ACCESS\*

Patients seen in 24 months	Total	Change since previous quarter
Quarter ending March 2016	4,074	
Quarter ending June 2016	4,415	↑
Quarter ending September 2016	4,525	↑
Quarter ending December 2016	4,488	→
Quarter ending March 2017	4,137	↓
<b>Variance since March 2016</b>	<b>1.5%</b>	<b>→</b>



### ACTIVITY

Cumulative percentage of contracted UDA delivered 2016 & 2017



Month	Adjusted Scheduled Activity (UDA)	
	2016	2017
April	92	1,215
May	914	2,441
June	1,478	3,088
July	2,956	4,090
August	4,355	5,256
September	5,786	6,233
October	6,634	7,112
November	7,165	8,196
December	8,043	9,054
January	8,511	9,915
February	10,311	10,595
March	11,107	11,124
April	11,326	11,117
May	11,334	11,117
June	11,334	11,117

### QUALITY

	Quantity	Base Number	Contract	AT	Region	England
% of FP17s for the same patient ID Re-attending within 3 months - Children	106	1,247	8.5%	10.0%	12.0%	12.3%
% of FP17s for the same patient ID Re-attending within 3 months - Adults	681	4,972	13.7%	15.4%	16.0%	16.7%
% of FP17s for the same patient ID Re-attending between 3 & 9 months - Children	575	1,247	46.1%	51.1%	58.8%	57.6%
% of FP17s for the same patient ID Re-attending between 3 & 9 months - Adults	2,172	4,972	43.7%	46.4%	51.2%	50.1%
% of FP17s for Band 1 Urgent Courses	463	5,963	7.8%	8.1%	8.0%	9.1%
% of FP17s Relating to Free Repair or Replacements	64	5,963	1.1%	0.7%	0.8%	0.8%
% of FP17s Relating to Continuations	61	5,963	1.0%	0.9%	1.2%	1.2%
% of Patients satisfied with the dentistry they have received	10	10	100.0%	92.1%	92.7%	92.8%
% of Patients satisfied with the time they had to wait for an appointment	10	10	100.0%	90.3%	89.1%	88.7%

\* This is based on patients treated on this contract for their most recent course of treatment. Figures in italics indicate the base number of FP17s or Patient Questionnaire responses are less than 100. N/A is shown where the base number of responses is less than 10 during the period. % is calculated as Quantity/Base number\*100

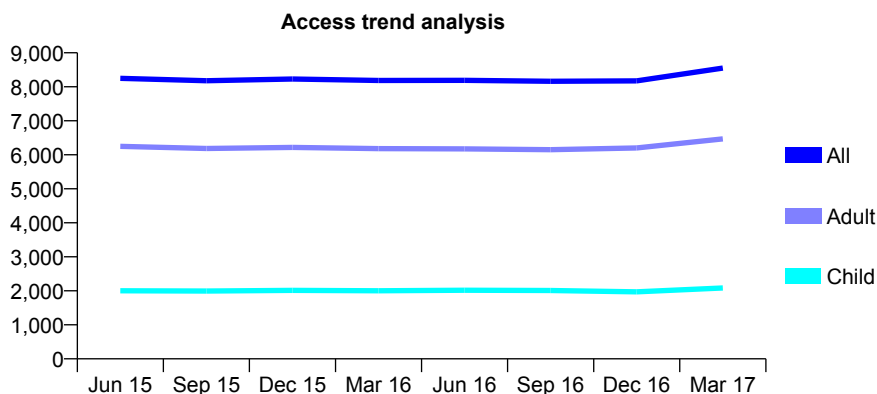
## Q54 - Vital Signs At a Glance Contract Report for 172170/0001 - Year end March 2017

Name or company name	Tile Cross Dental practice
Contract type name	GDS Contract
Purpose of contract	General
Contract start date	03/07/2012
Contract end date	

16/17 Contracted general activity (UDA)	28,686
Carry forward general activity (UDA)	1,029
16/17 Contracted orthodontic activity (UOA)	0
Carry forward orthodontic activity (UOA)	0
Baseline contract value	£650,039.40

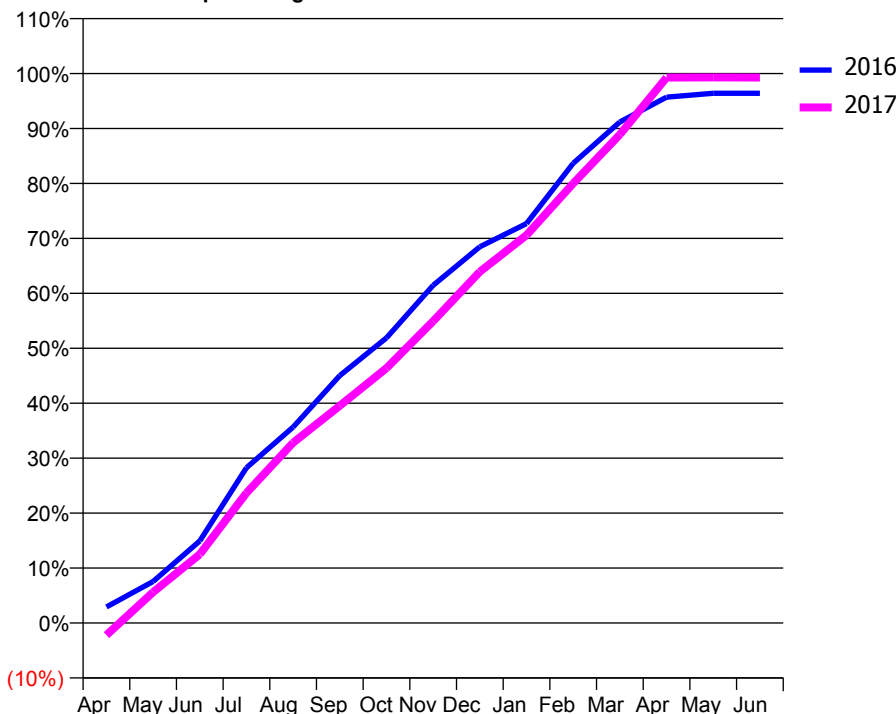
### ACCESS\*

Patients seen in 24 months	Total	Change since previous quarter
Quarter ending March 2016	8,185	
Quarter ending June 2016	8,192	→
Quarter ending September 2016	8,161	→
Quarter ending December 2016	8,173	→
Quarter ending March 2017	8,552	↑
<b>Variance since March 2016</b>	<b>4.5%</b>	<b>↑</b>



### ACTIVITY

Cumulative percentage of contracted UDA delivered 2016 & 2017



Month	2016	2017
April	835	-640
May	2,171	1,611
June	4,285	3,592
July	8,106	6,790
August	10,226	9,416
September	12,919	11,341
October	14,884	13,307
November	17,630	15,754
December	19,644	18,336
January	20,853	20,248
February	23,996	22,945
March	26,158	25,500
April	27,453	28,472
May	27,657	28,479
June	27,657	28,478

### QUALITY

	Quantity	Base Number	Contract	AT	Region	England
% of FP17s for the same patient ID Re-attending within 3 months - Children	168	2,246	7.5%	10.0%	12.0%	12.3%
% of FP17s for the same patient ID Re-attending within 3 months - Adults	1,338	7,164	18.7%	15.4%	16.0%	16.7%
% of FP17s for the same patient ID Re-attending between 3 & 9 months - Children	865	2,246	38.5%	51.1%	58.8%	57.6%
% of FP17s for the same patient ID Re-attending between 3 & 9 months - Adults	2,585	7,164	36.1%	46.4%	51.2%	50.1%
% of FP17s for Band 1 Urgent Courses	1,086	9,799	11.1%	8.1%	8.0%	9.1%
% of FP17s Relating to Free Repair or Replacements	96	9,799	1.0%	0.7%	0.8%	0.8%
% of FP17s Relating to Continuations	108	9,799	1.1%	0.9%	1.2%	1.2%
% of Patients satisfied with the dentistry they have received	13	13	100.0%	92.1%	92.7%	92.8%
% of Patients satisfied with the time they had to wait for an appointment	12	13	92.3%	90.3%	89.1%	88.7%

\* This is based on patients treated on this contract for their most recent course of treatment. Figures in italics indicate the base number of FP17s or Patient Questionnaire responses are less than 100. N/A is shown where the base number of responses is less than 10 during the period. % is calculated as Quantity/Base number\*100

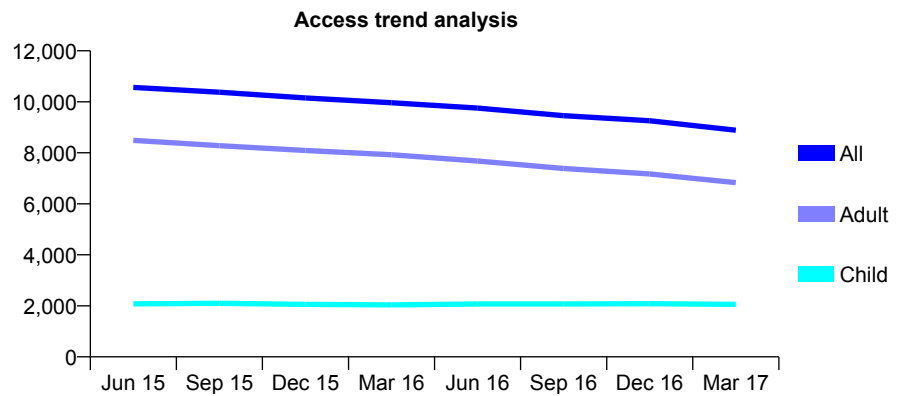
## Q54 - Vital Signs At a Glance Contract Report for 172693/0001 - Year end March 2017

Name or company name	The Gables Dental Practice
Contract type name	GDS Contract
Purpose of contract	General
Contract start date	01/02/2009
Contract end date	

16/17 Contracted general activity (UDA)	34,168
Carry forward general activity (UDA)	418
16/17 Contracted orthodontic activity (UOA)	0
Carry forward orthodontic activity (UOA)	0
Baseline contract value	£766,743.32

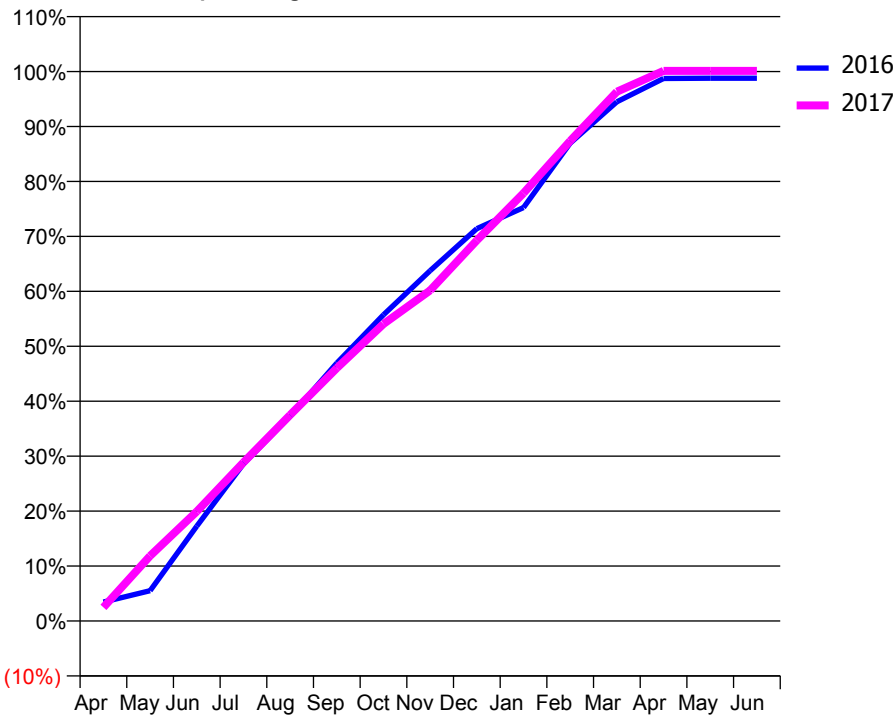
### ACCESS\*

Patients seen in 24 months	Total	Change since previous quarter
Quarter ending March 2016	9,961	
Quarter ending June 2016	9,753	↓
Quarter ending September 2016	9,458	↓
Quarter ending December 2016	9,255	↓
Quarter ending March 2017	8,888	↓
<b>Variance since March 2016</b>	<b>(10.8%)</b>	↓



### ACTIVITY

Cumulative percentage of contracted UDA delivered 2016 & 2017



Month	Adjusted Scheduled Activity (UDA)	
	2016	2017
April	1,181	846
May	1,888	4,048
June	5,899	6,810
July	9,775	9,862
August	12,728	12,815
September	16,040	15,728
October	19,039	18,466
November	21,790	20,559
December	24,401	23,666
January	25,709	26,601
February	29,710	29,855
March	32,285	32,912
April	33,731	34,203
May	33,749	34,205
June	33,750	34,209

### QUALITY

	Quantity	Base Number	Contract	AT	Region	England
% of FP17s for the same patient ID Re-attending within 3 months - Children	125	2,614	4.8%	10.0%	12.0%	12.3%
% of FP17s for the same patient ID Re-attending within 3 months - Adults	947	7,848	12.1%	15.4%	16.0%	16.7%
% of FP17s for the same patient ID Re-attending between 3 & 9 months - Children	1,033	2,614	39.5%	51.1%	58.8%	57.6%
% of FP17s for the same patient ID Re-attending between 3 & 9 months - Adults	2,728	7,848	34.8%	46.4%	51.2%	50.1%
% of FP17s for Band 1 Urgent Courses	1,606	10,481	15.3%	8.1%	8.0%	9.1%
% of FP17s Relating to Free Repair or Replacements	125	10,481	1.2%	0.7%	0.8%	0.8%
% of FP17s Relating to Continuations	74	10,481	0.7%	0.9%	1.2%	1.2%
% of Patients satisfied with the dentistry they have received	5	6	N/A	92.1%	92.7%	92.8%
% of Patients satisfied with the time they had to wait for an appointment	5	6	N/A	90.3%	89.1%	88.7%

\* This is based on patients treated on this contract for their most recent course of treatment. Figures in italics indicate the base number of FP17s or Patient Questionnaire responses are less than 100. N/A is shown where the base number of responses is less than 10 during the period. % is calculated as Quantity/Base number\*100

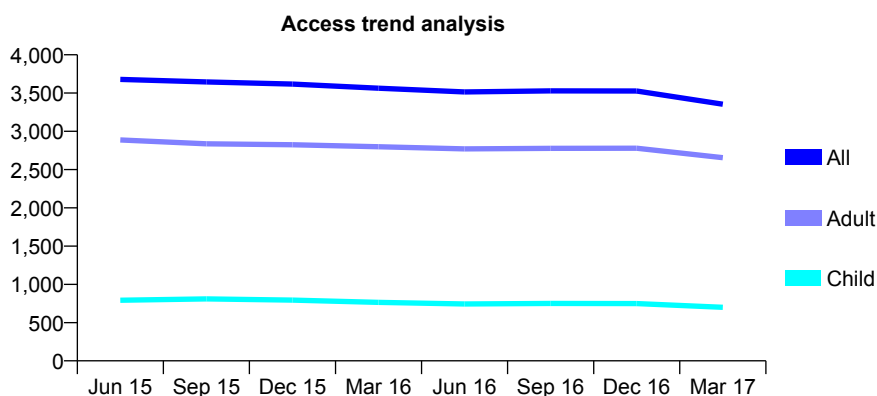
## Q54 - Vital Signs At a Glance Contract Report for 173355/0001 - Year end March 2017

Name or company name	Kemberton Dental Practice
Contract type name	GDS Contract
Purpose of contract	General
Contract start date	01/05/2012
Contract end date	

16/17 Contracted general activity (UDA)	11,770
Carry forward general activity (UDA)	-153
16/17 Contracted orthodontic activity (UOA)	0
Carry forward orthodontic activity (UOA)	0
Baseline contract value	£309,580.17

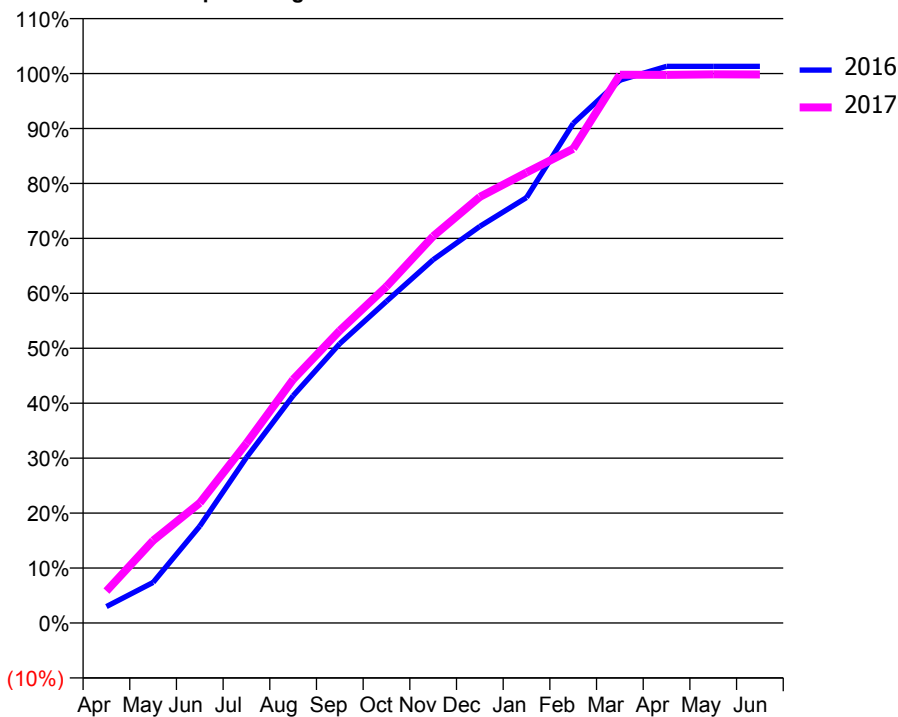
### ACCESS\*

Patients seen in 24 months	Total	Change since previous quarter
Quarter ending March 2016	3,563	
Quarter ending June 2016	3,514	↓
Quarter ending September 2016	3,529	→
Quarter ending December 2016	3,527	→
Quarter ending March 2017	3,355	↓
<b>Variance since March 2016</b>	<b>(5.8%)</b>	<b>↓</b>



### ACTIVITY

Cumulative percentage of contracted UDA delivered 2016 & 2017



Month	Adjusted Scheduled Activity (UDA)	
	2016	2017
April	352	684
May	870	1,765
June	2,075	2,572
July	3,546	3,853
August	4,870	5,216
September	5,987	6,264
October	6,892	7,208
November	7,781	8,286
December	8,496	9,128
January	9,112	9,649
February	10,700	10,157
March	11,625	11,742
April	11,923	11,739
May	11,923	11,751
June	11,923	11,750

### QUALITY

	Quantity	Base Number	Contract	AT	Region	England
% of FP17s for the same patient ID Re-attending within 3 months - Children	145	1,241	11.7%	10.0%	12.0%	12.3%
% of FP17s for the same patient ID Re-attending within 3 months - Adults	676	4,363	15.5%	15.4%	16.0%	16.7%
% of FP17s for the same patient ID Re-attending between 3 & 9 months - Children	694	1,241	55.9%	51.1%	58.8%	57.6%
% of FP17s for the same patient ID Re-attending between 3 & 9 months - Adults	2,587	4,363	59.3%	46.4%	51.2%	50.1%
% of FP17s for Band 1 Urgent Courses	297	5,463	5.4%	8.1%	8.0%	9.1%
% of FP17s Relating to Free Repair or Replacements	96	5,463	1.8%	0.7%	0.8%	0.8%
% of FP17s Relating to Continuations	27	5,463	0.5%	0.9%	1.2%	1.2%
% of Patients satisfied with the dentistry they have received	4	4	N/A	92.1%	92.7%	92.8%
% of Patients satisfied with the time they had to wait for an appointment	4	4	N/A	90.3%	89.1%	88.7%

\* This is based on patients treated on this contract for their most recent course of treatment. Figures in italics indicate the base number of FP17s or Patient Questionnaire responses are less than 100. N/A is shown where the base number of responses is less than 10 during the period. % is calculated as Quantity/Base number\*100

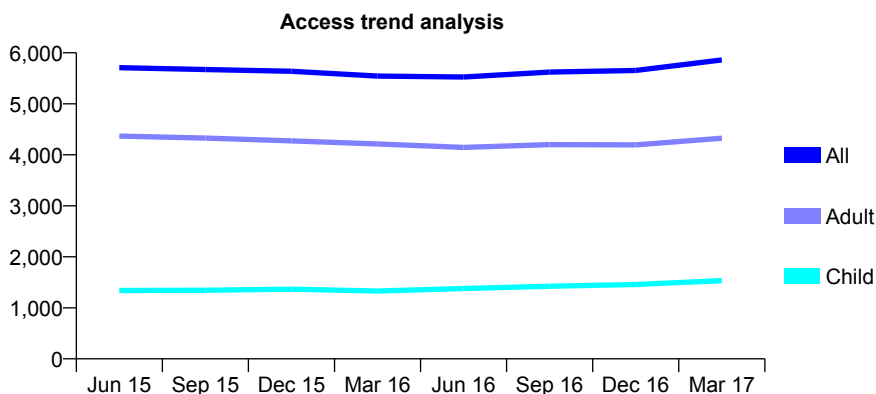
## Q54 - Vital Signs At a Glance Contract Report for 173770/0001 - Year end March 2017

Name or company name	Pentwyn Dental Surgery
Contract type name	GDS Contract
Purpose of contract	General
Contract start date	01/10/2012
Contract end date	

16/17 Contracted general activity (UDA)	19,415
Carry forward general activity (UDA)	-56
16/17 Contracted orthodontic activity (UOA)	0
Carry forward orthodontic activity (UOA)	0
Baseline contract value	£435,611.96

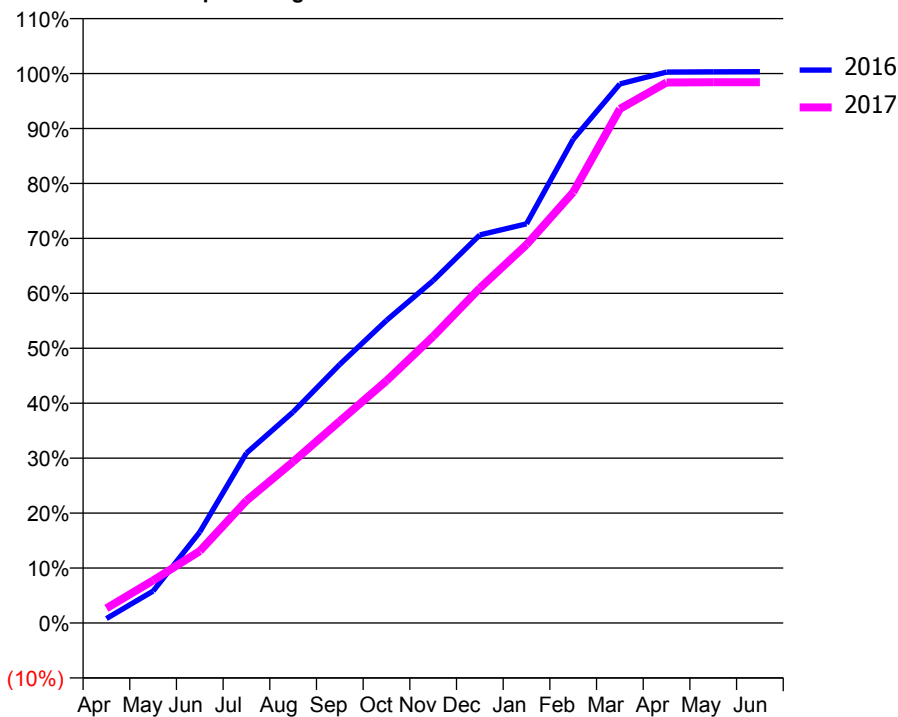
### ACCESS\*

Patients seen in 24 months	Total	Change since previous quarter
Quarter ending March 2016	5,543	
Quarter ending June 2016	5,525	→
Quarter ending September 2016	5,622	→
Quarter ending December 2016	5,653	→
Quarter ending March 2017	5,859	↑
<b>Variance since March 2016</b>	<b>5.7%</b>	<b>↑</b>



### ACTIVITY

Cumulative percentage of contracted UDA delivered 2016 & 2017



Month	Adjusted Scheduled Activity (UDA)	
	2016	2017
April	141	522
May	1,018	1,504
June	2,905	2,544
July	5,423	4,321
August	6,734	5,700
September	8,251	7,137
October	9,654	8,558
November	10,924	10,127
December	12,382	11,834
January	12,736	13,369
February	15,433	15,221
March	17,199	18,163
April	17,577	19,096
May	17,584	19,107
June	17,586	19,107

### QUALITY

	Quantity	Base Number	Contract	AT	Region	England
% of FP17s for the same patient ID Re-attending within 3 months - Children	173	2,451	7.1%	10.0%	12.0%	12.3%
% of FP17s for the same patient ID Re-attending within 3 months - Adults	740	5,992	12.3%	15.4%	16.0%	16.7%
% of FP17s for the same patient ID Re-attending between 3 & 9 months - Children	1,405	2,451	57.3%	51.1%	58.8%	57.6%
% of FP17s for the same patient ID Re-attending between 3 & 9 months - Adults	3,254	5,992	54.3%	46.4%	51.2%	50.1%
% of FP17s for Band 1 Urgent Courses	498	8,580	5.8%	8.1%	8.0%	9.1%
% of FP17s Relating to Free Repair or Replacements	101	8,580	1.2%	0.7%	0.8%	0.8%
% of FP17s Relating to Continuations	72	8,580	0.8%	0.9%	1.2%	1.2%
% of Patients satisfied with the dentistry they have received	14	15	93.3%	92.1%	92.7%	92.8%
% of Patients satisfied with the time they had to wait for an appointment	14	15	93.3%	90.3%	89.1%	88.7%

\* This is based on patients treated on this contract for their most recent course of treatment. Figures in italics indicate the base number of FP17s or Patient Questionnaire responses are less than 100. N/A is shown where the base number of responses is less than 10 during the period. % is calculated as Quantity/Base number\*100



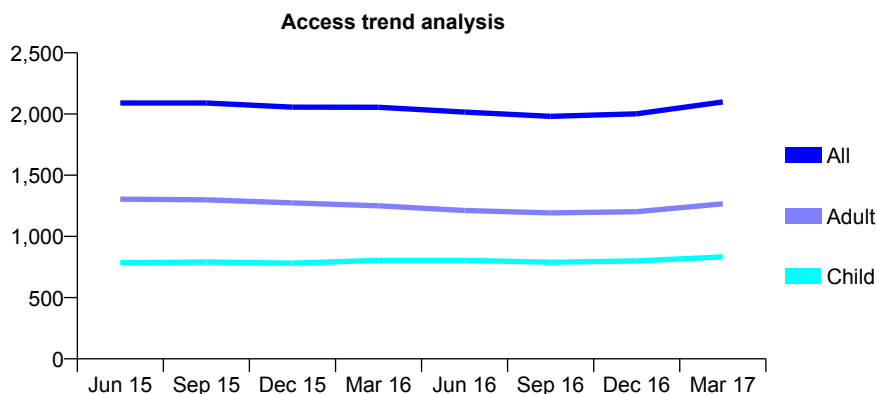
## Q54 - Vital Signs At a Glance Contract Report for 175234/0001 - Year end March 2017

Name or company name	Oakville Dental Partnership
Contract type name	GDS Contract
Purpose of contract	General
Contract start date	01/09/2010
Contract end date	

16/17 Contracted general activity (UDA)	5,768
Carry forward general activity (UDA)	-102
16/17 Contracted orthodontic activity (UOA)	0
Carry forward orthodontic activity (UOA)	0
Baseline contract value	£147,565.24

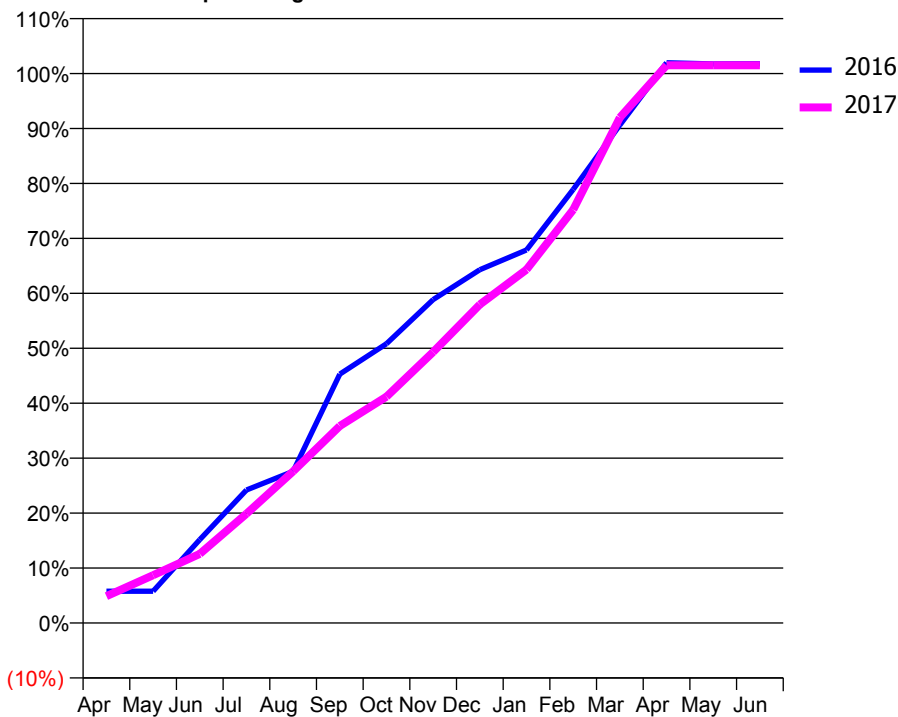
### ACCESS\*

Patients seen in 24 months	Total	Change since previous quarter
Quarter ending March 2016	2,055	
Quarter ending June 2016	2,016	↓
Quarter ending September 2016	1,981	↓
Quarter ending December 2016	2,002	→
Quarter ending March 2017	2,099	↑
<b>Variance since March 2016</b>	<b>2.1%</b>	<b>↑</b>



### ACTIVITY

Cumulative percentage of contracted UDA delivered 2016 & 2017



Month	Adjusted Scheduled Activity (UDA)	
	2016	2017
April	333	282
May	333	502
June	876	726
July	1,396	1,146
August	1,592	1,592
September	2,613	2,068
October	2,931	2,376
November	3,396	2,845
December	3,708	3,343
January	3,916	3,711
February	4,551	4,338
March	5,227	5,306
April	5,881	5,854
May	5,869	5,854
June	5,870	5,854

### QUALITY

	Quantity	Base Number	Contract	AT	Region	England
% of FP17s for the same patient ID Re-attending within 3 months - Children	124	1,463	8.5%	10.0%	12.0%	12.3%
% of FP17s for the same patient ID Re-attending within 3 months - Adults	385	1,966	19.6%	15.4%	16.0%	16.7%
% of FP17s for the same patient ID Re-attending between 3 & 9 months - Children	1,002	1,463	68.5%	51.1%	58.8%	57.6%
% of FP17s for the same patient ID Re-attending between 3 & 9 months - Adults	1,164	1,966	59.2%	46.4%	51.2%	50.1%
% of FP17s for Band 1 Urgent Courses	121	2,656	4.6%	8.1%	8.0%	9.1%
% of FP17s Relating to Free Repair or Replacements	25	2,656	0.9%	0.7%	0.8%	0.8%
% of FP17s Relating to Continuations	96	2,656	3.6%	0.9%	1.2%	1.2%
% of Patients satisfied with the dentistry they have received	4	5	N/A	92.1%	92.7%	92.8%
% of Patients satisfied with the time they had to wait for an appointment	4	5	N/A	90.3%	89.1%	88.7%

\* This is based on patients treated on this contract for their most recent course of treatment. Figures in italics indicate the base number of FP17s or Patient Questionnaire responses are less than 100. N/A is shown where the base number of responses is less than 10 during the period. % is calculated as Quantity/Base number\*100

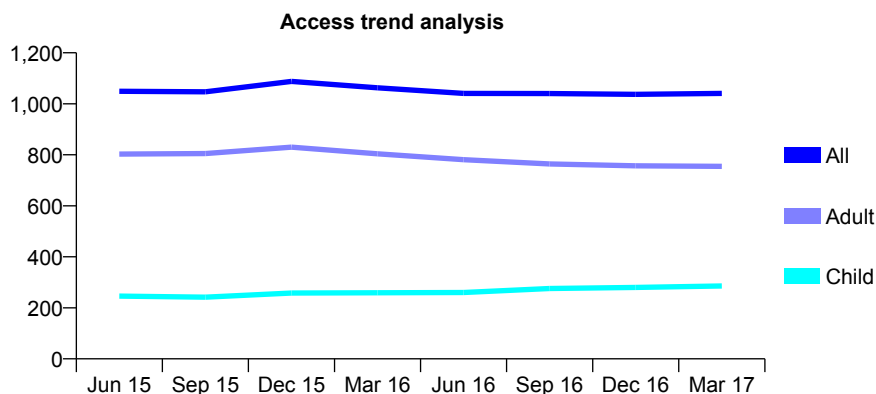
## Q54 - Vital Signs At a Glance Contract Report for 176745/0001 - Year end March 2017

Name or company name	Dr V Ansari & Dr N kimberlin
Contract type name	GDS Contract
Purpose of contract	General and Orthodontic
Contract start date	01/04/2012
Contract end date	

16/17 Contracted general activity (UDA)	3,216
Carry forward general activity (UDA)	0
16/17 Contracted orthodontic activity (UOA)	2,050
Carry forward orthodontic activity (UOA)	-18
Baseline contract value	£215,264.83

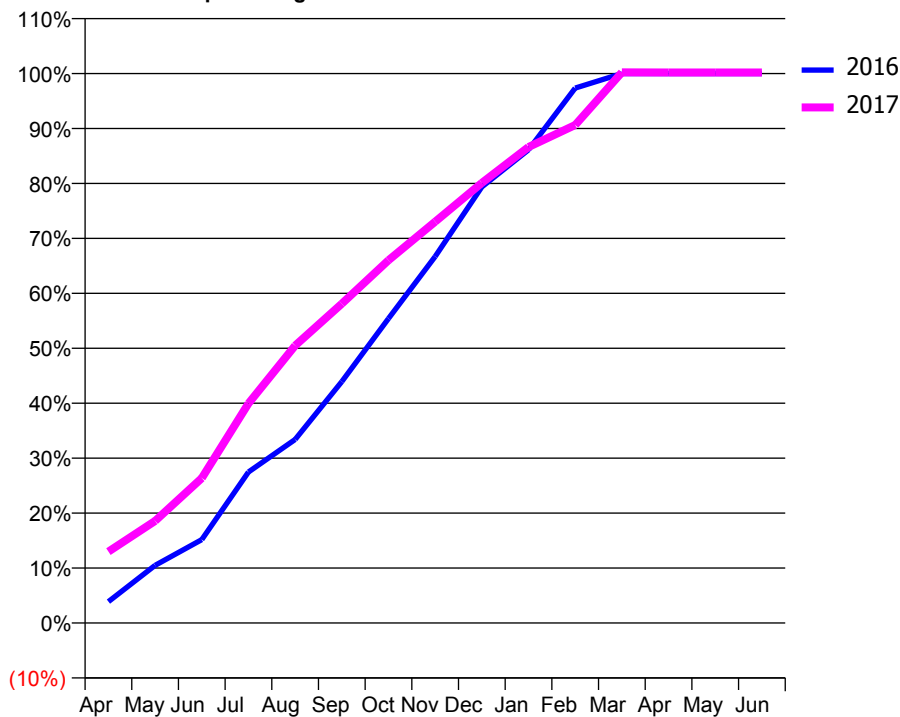
### ACCESS\*

Patients seen in 24 months	Total	Change since previous quarter
Quarter ending March 2016	1,063	
Quarter ending June 2016	1,041	↓
Quarter ending September 2016	1,040	→
Quarter ending December 2016	1,037	→
Quarter ending March 2017	1,041	→
<b>Variance since March 2016</b>	<b>(2.1%)</b>	<b>↓</b>



### ACTIVITY

Cumulative percentage of contracted UDA delivered 2016 & 2017



Month	Adjusted Scheduled Activity (UDA)	
	2016	2017
April	125	418
May	337	598
June	488	848
July	884	1,285
August	1,074	1,624
September	1,413	1,869
October	1,782	2,123
November	2,145	2,349
December	2,552	2,576
January	2,769	2,786
February	3,131	2,914
March	3,216	3,223
April	3,216	3,222
May	3,216	3,222
June	3,216	3,222

### QUALITY

	Quantity	Base Number	Contract	AT	Region	England
% of FP17s for the same patient ID Re-attending within 3 months - Children	24	656	3.7%	10.0%	12.0%	12.3%
% of FP17s for the same patient ID Re-attending within 3 months - Adults	83	855	9.7%	15.4%	16.0%	16.7%
% of FP17s for the same patient ID Re-attending between 3 & 9 months - Children	150	656	22.9%	51.1%	58.8%	57.6%
% of FP17s for the same patient ID Re-attending between 3 & 9 months - Adults	446	855	52.2%	46.4%	51.2%	50.1%
% of FP17s for Band 1 Urgent Courses	29	1,207	2.4%	8.1%	8.0%	9.1%
% of FP17s Relating to Free Repair or Replacements	0	1,207	0.0%	0.7%	0.8%	0.8%
% of FP17s Relating to Continuations	10	1,207	0.8%	0.9%	1.2%	1.2%
% of Patients satisfied with the dentistry they have received	4	4	N/A	92.1%	92.7%	92.8%
% of Patients satisfied with the time they had to wait for an appointment	4	4	N/A	90.3%	89.1%	88.7%

\* This is based on patients treated on this contract for their most recent course of treatment. Figures in italics indicate the base number of FP17s or Patient Questionnaire responses are less than 100. N/A is shown where the base number of responses is less than 10 during the period. % is calculated as Quantity/Base number\*100

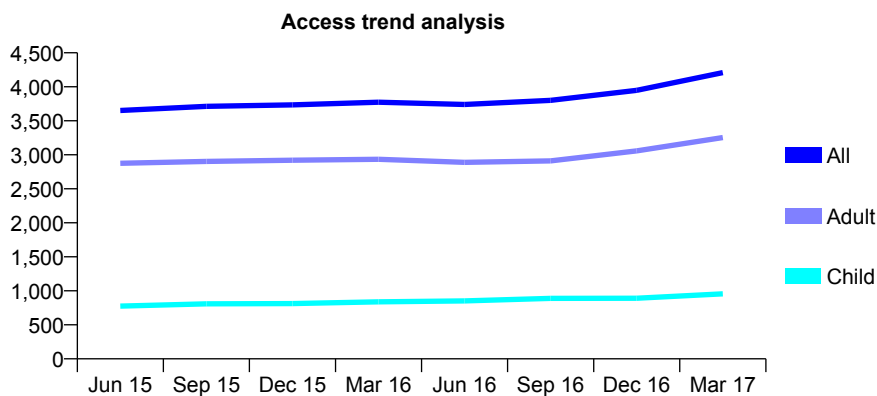
## Q54 - Vital Signs At a Glance Contract Report for 176753/0001 - Year end March 2017

Name or company name	Roseville Dental Practice
Contract type name	GDS Contract
Purpose of contract	General
Contract start date	01/06/2010
Contract end date	

16/17 Contracted general activity (UDA)	10,949
Carry forward general activity (UDA)	28
16/17 Contracted orthodontic activity (UOA)	0
Carry forward orthodontic activity (UOA)	0
Baseline contract value	£247,932.45

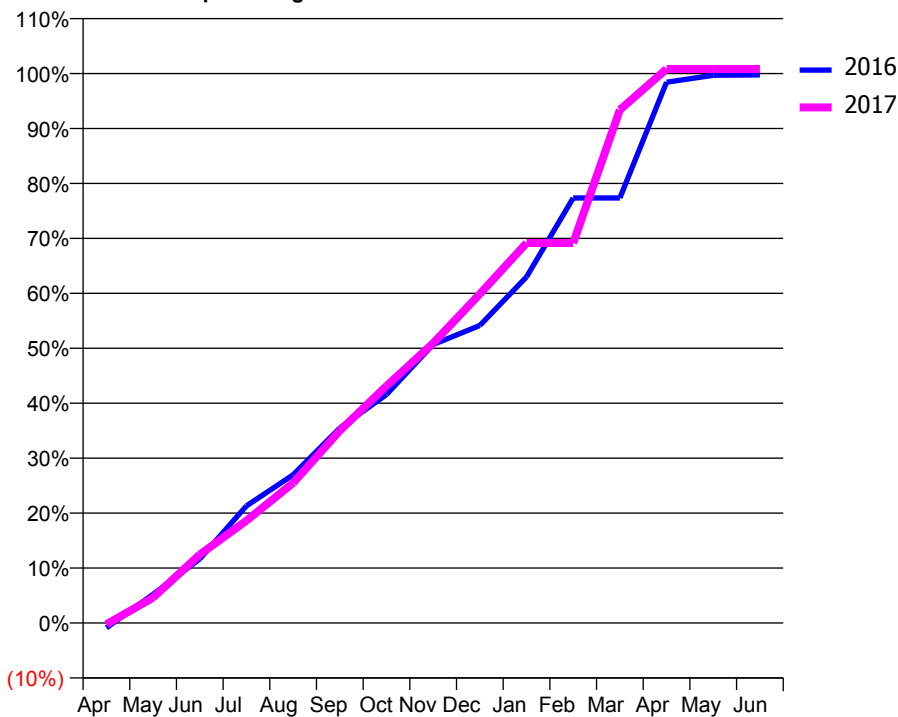
### ACCESS\*

Patients seen in 24 months	Total	Change since previous quarter
Quarter ending March 2016	3,774	
Quarter ending June 2016	3,741	→
Quarter ending September 2016	3,801	→
Quarter ending December 2016	3,949	↑
Quarter ending March 2017	4,208	↑
<b>Variance since March 2016</b>	<b>11.5%</b>	<b>↑</b>



### ACTIVITY

Cumulative percentage of contracted UDA delivered 2016 & 2017



Month	Adjusted Scheduled Activity (UDA)	
	2016	2017
April	-101	-28
May	572	506
June	1,277	1,364
July	2,335	2,039
August	2,952	2,792
September	3,886	3,834
October	4,553	4,724
November	5,549	5,575
December	5,929	6,555
January	6,897	7,572
February	8,470	7,572
March	8,470	10,226
April	10,776	11,037
May	10,915	11,037
June	10,921	11,038

### QUALITY

	Quantity	Base Number	Contract	AT	Region	England
% of FP17s for the same patient ID Re-attending within 3 months - Children	102	1,280	8.0%	10.0%	12.0%	12.3%
% of FP17s for the same patient ID Re-attending within 3 months - Adults	771	4,526	17.0%	15.4%	16.0%	16.7%
% of FP17s for the same patient ID Re-attending between 3 & 9 months - Children	498	1,280	38.9%	51.1%	58.8%	57.6%
% of FP17s for the same patient ID Re-attending between 3 & 9 months - Adults	1,932	4,526	42.7%	46.4%	51.2%	50.1%
% of FP17s for Band 1 Urgent Courses	761	4,638	16.4%	8.1%	8.0%	9.1%
% of FP17s Relating to Free Repair or Replacements	17	4,638	0.4%	0.7%	0.8%	0.8%
% of FP17s Relating to Continuations	39	4,638	0.8%	0.9%	1.2%	1.2%
% of Patients satisfied with the dentistry they have received	6	7	N/A	92.1%	92.7%	92.8%
% of Patients satisfied with the time they had to wait for an appointment	6	7	N/A	90.3%	89.1%	88.7%

\* This is based on patients treated on this contract for their most recent course of treatment. Figures in italics indicate the base number of FP17s or Patient Questionnaire responses are less than 100. N/A is shown where the base number of responses is less than 10 during the period. % is calculated as Quantity/Base number\*100

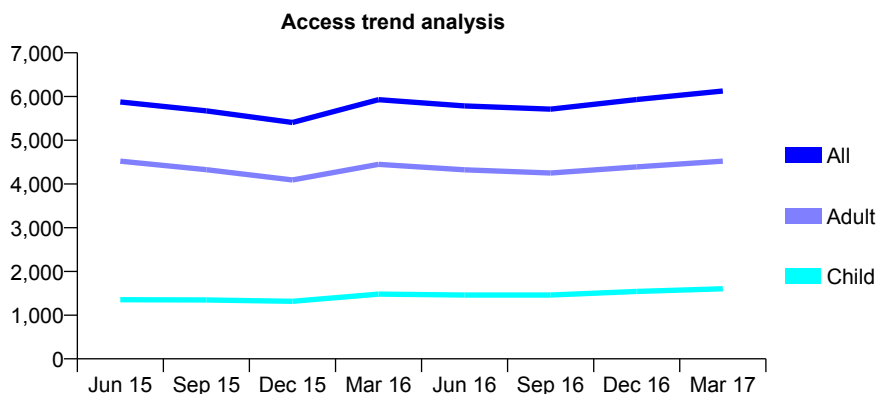
## Q54 - Vital Signs At a Glance Contract Report for 177407/0001 - Year end March 2017

Name or company name	BST Partnership
Contract type name	PDS Plus Contract
Purpose of contract	General
Contract start date	01/01/2011
Contract end date	31/12/2020

16/17 Contracted general activity (UDA)	14,000
Carry forward general activity (UDA)	0
16/17 Contracted orthodontic activity (UOA)	0
Carry forward orthodontic activity (UOA)	0
Baseline contract value	£176,154.51

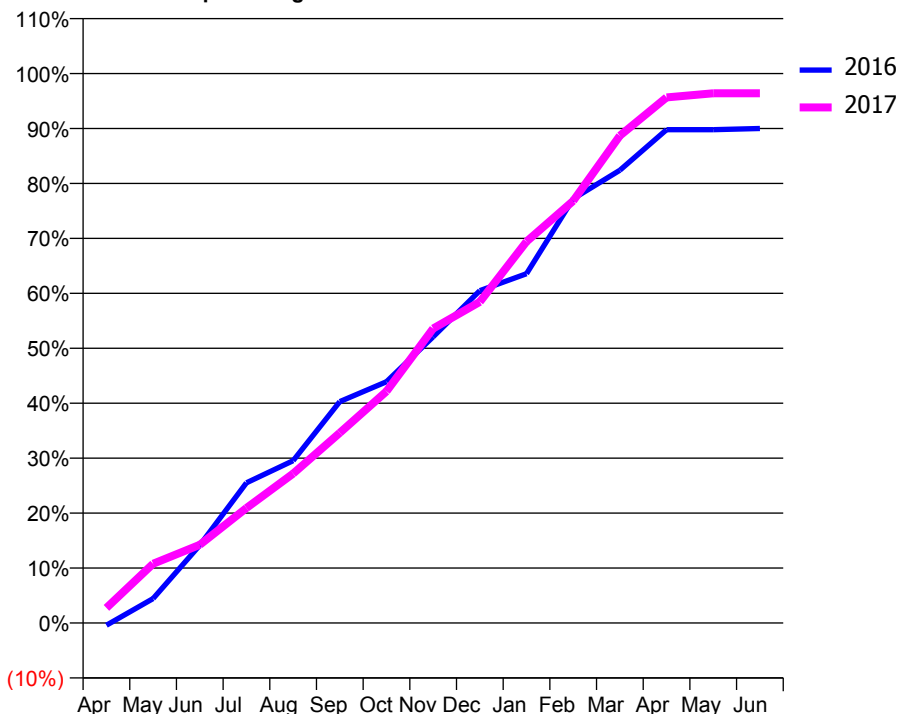
### ACCESS\*

Patients seen in 24 months	Total	Change since previous quarter
Quarter ending March 2016	5,929	
Quarter ending June 2016	5,785	↓
Quarter ending September 2016	5,711	↓
Quarter ending December 2016	5,932	↑
Quarter ending March 2017	6,126	↑
<b>Variance since March 2016</b>	<b>3.3%</b>	<b>↑</b>



### ACTIVITY

Cumulative percentage of contracted UDA delivered 2016 & 2017



Month	Adjusted Scheduled Activity (UDA)	
	2016	2017
April	-59	385
May	625	1,511
June	1,984	1,992
July	3,573	2,931
August	4,138	3,808
September	5,640	4,845
October	6,148	5,902
November	7,294	7,504
December	8,469	8,182
January	8,901	9,717
February	10,808	10,754
March	11,537	12,414
April	12,567	13,390
May	12,569	13,495
June	12,599	13,495

### QUALITY

	Quantity	Base Number	Contract	AT	Region	England
% of FP17s for the same patient ID Re-attending within 3 months - Children	186	2,169	8.6%	10.0%	12.0%	12.3%
% of FP17s for the same patient ID Re-attending within 3 months - Adults	1,111	5,813	19.1%	15.4%	16.0%	16.7%
% of FP17s for the same patient ID Re-attending between 3 & 9 months - Children	920	2,169	42.4%	51.1%	58.8%	57.6%
% of FP17s for the same patient ID Re-attending between 3 & 9 months - Adults	2,127	5,813	36.6%	46.4%	51.2%	50.1%
% of FP17s for Band 1 Urgent Courses	987	7,098	13.9%	8.1%	8.0%	9.1%
% of FP17s Relating to Free Repair or Replacements	40	7,098	0.6%	0.7%	0.8%	0.8%
% of FP17s Relating to Continuations	198	7,098	2.8%	0.9%	1.2%	1.2%
% of Patients satisfied with the dentistry they have received	4	5	N/A	92.1%	92.7%	92.8%
% of Patients satisfied with the time they had to wait for an appointment	3	5	N/A	90.3%	89.1%	88.7%

\* This is based on patients treated on this contract for their most recent course of treatment. Figures in italics indicate the base number of FP17s or Patient Questionnaire responses are less than 100. N/A is shown where the base number of responses is less than 10 during the period. % is calculated as Quantity/Base number\*100

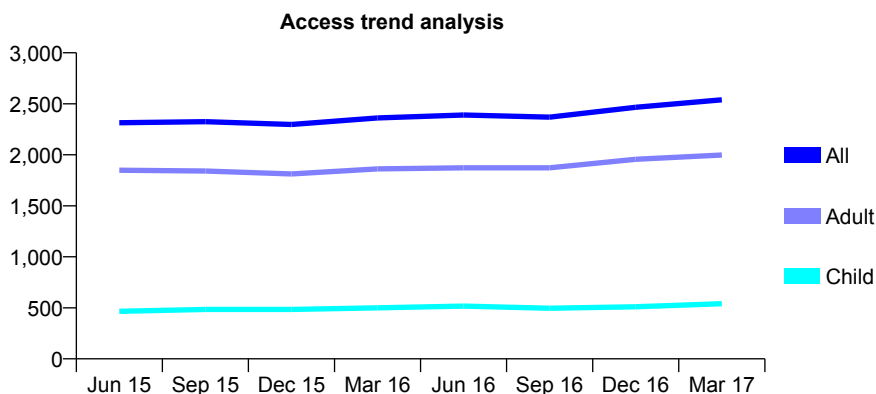
## Q54 - Vital Signs At a Glance Contract Report for 177407/0003 - Year end March 2017

Name or company name	BST Partnership
Contract type name	GDS Contract
Purpose of contract	General
Contract start date	01/04/2012
Contract end date	

16/17 Contracted general activity (UDA)	7,350
Carry forward general activity (UDA)	0
16/17 Contracted orthodontic activity (UOA)	0
Carry forward orthodontic activity (UOA)	0
Baseline contract value	£159,336.61

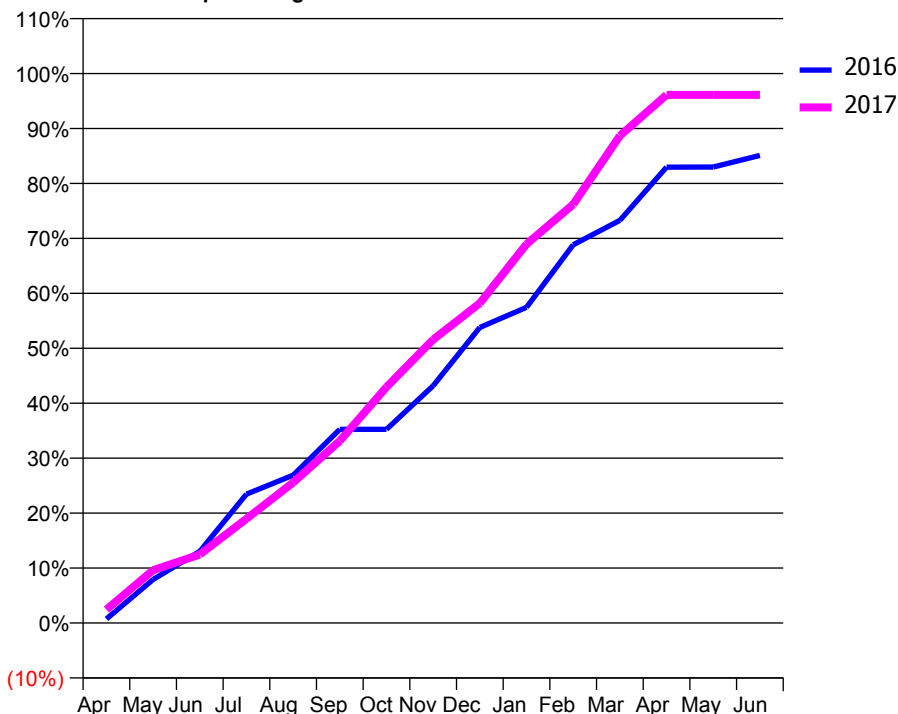
### ACCESS\*

Patients seen in 24 months	Total	Change since previous quarter
Quarter ending March 2016	2,362	
Quarter ending June 2016	2,390	→
Quarter ending September 2016	2,369	→
Quarter ending December 2016	2,466	↑
Quarter ending March 2017	2,539	↑
<b>Variance since March 2016</b>	<b>7.5%</b>	<b>↑</b>



### ACTIVITY

Cumulative percentage of contracted UDA delivered 2016 & 2017



Adjusted Scheduled Activity (UDA)

Month	2016	2017
April	55	179
May	582	708
June	958	916
July	1,724	1,394
August	1,977	1,880
September	2,591	2,435
October	2,591	3,156
November	3,175	3,792
December	3,953	4,279
January	4,222	5,068
February	5,060	5,600
March	5,385	6,516
April	6,097	7,063
May	6,099	7,063
June	6,254	7,063

### QUALITY

	Quantity	Base Number	Contract	AT	Region	England
% of FP17s for the same patient ID Re-attending within 3 months - Children	39	770	5.1%	10.0%	12.0%	12.3%
% of FP17s for the same patient ID Re-attending within 3 months - Adults	355	2,771	12.8%	15.4%	16.0%	16.7%
% of FP17s for the same patient ID Re-attending between 3 & 9 months - Children	432	770	56.1%	51.1%	58.8%	57.6%
% of FP17s for the same patient ID Re-attending between 3 & 9 months - Adults	1,438	2,771	51.9%	46.4%	51.2%	50.1%
% of FP17s for Band 1 Urgent Courses	296	3,426	8.6%	8.1%	8.0%	9.1%
% of FP17s Relating to Free Repair or Replacements	44	3,426	1.3%	0.7%	0.8%	0.8%
% of FP17s Relating to Continuations	37	3,426	1.1%	0.9%	1.2%	1.2%
% of Patients satisfied with the dentistry they have received	5	5	N/A	92.1%	92.7%	92.8%
% of Patients satisfied with the time they had to wait for an appointment	5	5	N/A	90.3%	89.1%	88.7%

\* This is based on patients treated on this contract for their most recent course of treatment. Figures in italics indicate the base number of FP17s or Patient Questionnaire responses are less than 100. N/A is shown where the base number of responses is less than 10 during the period. % is calculated as Quantity/Base number\*100

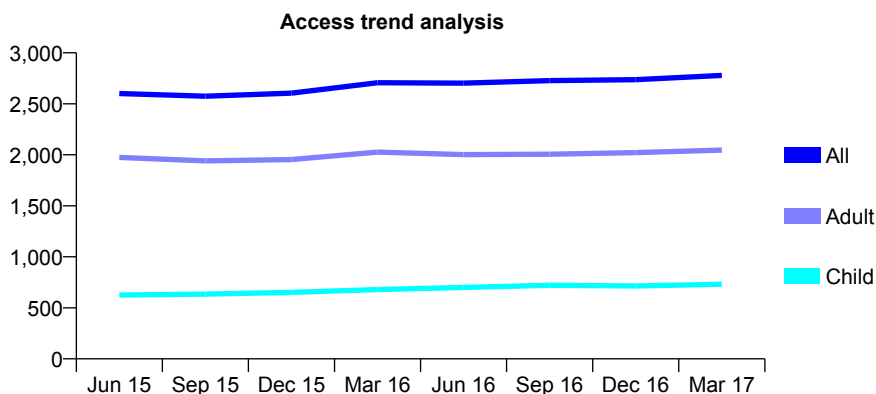
## Q54 - Vital Signs At a Glance Contract Report for 177407/0004 - Year end March 2017

Name or company name	BST Partnership
Contract type name	PDS Plus Contract
Purpose of contract	General
Contract start date	01/04/2012
Contract end date	30/06/2017

16/17 Contracted general activity (UDA)	7,000
Carry forward general activity (UDA)	-140
16/17 Contracted orthodontic activity (UOA)	0
Carry forward orthodontic activity (UOA)	0
Baseline contract value	£94,205.63

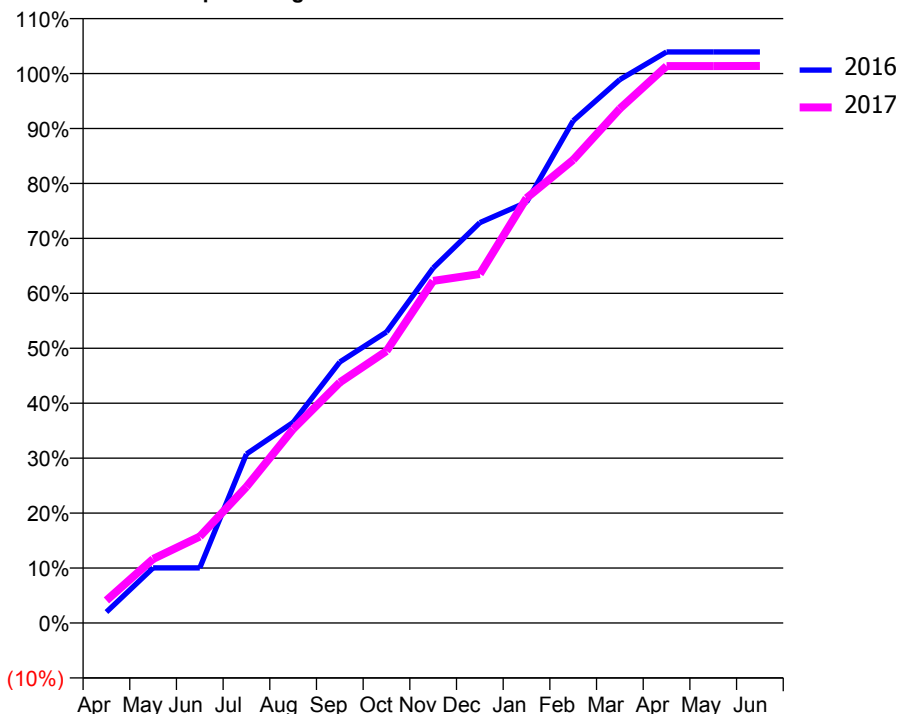
### ACCESS\*

Patients seen in 24 months	Total	Change since previous quarter
Quarter ending March 2016	2,706	
Quarter ending June 2016	2,702	→
Quarter ending September 2016	2,727	→
Quarter ending December 2016	2,737	→
Quarter ending March 2017	2,778	→
<b>Variance since March 2016</b>	<b>2.7%</b>	<b>↑</b>



### ACTIVITY

Cumulative percentage of contracted UDA delivered 2016 & 2017



Month	Adjusted Scheduled Activity (UDA)	
	2016	2017
April	140	287
May	702	816
June	702	1,101
July	2,152	1,736
August	2,556	2,471
September	3,324	3,066
October	3,707	3,465
November	4,522	4,358
December	5,100	4,447
January	5,360	5,414
February	6,397	5,900
March	6,923	6,553
April	7,275	7,094
May	7,275	7,094
June	7,275	7,097

### QUALITY

	Quantity	Base Number	Contract	AT	Region	England
% of FP17s for the same patient ID Re-attending within 3 months - Children	36	824	4.4%	10.0%	12.0%	12.3%
% of FP17s for the same patient ID Re-attending within 3 months - Adults	236	2,311	10.2%	15.4%	16.0%	16.7%
% of FP17s for the same patient ID Re-attending between 3 & 9 months - Children	424	824	51.5%	51.1%	58.8%	57.6%
% of FP17s for the same patient ID Re-attending between 3 & 9 months - Adults	1,168	2,311	50.5%	46.4%	51.2%	50.1%
% of FP17s for Band 1 Urgent Courses	269	3,218	8.4%	8.1%	8.0%	9.1%
% of FP17s Relating to Free Repair or Replacements	29	3,218	0.9%	0.7%	0.8%	0.8%
% of FP17s Relating to Continuations	36	3,218	1.1%	0.9%	1.2%	1.2%
% of Patients satisfied with the dentistry they have received	4	5	N/A	92.1%	92.7%	92.8%
% of Patients satisfied with the time they had to wait for an appointment	5	5	N/A	90.3%	89.1%	88.7%

\* This is based on patients treated on this contract for their most recent course of treatment. Figures in italics indicate the base number of FP17s or Patient Questionnaire responses are less than 100. N/A is shown where the base number of responses is less than 10 during the period. % is calculated as Quantity/Base number\*100

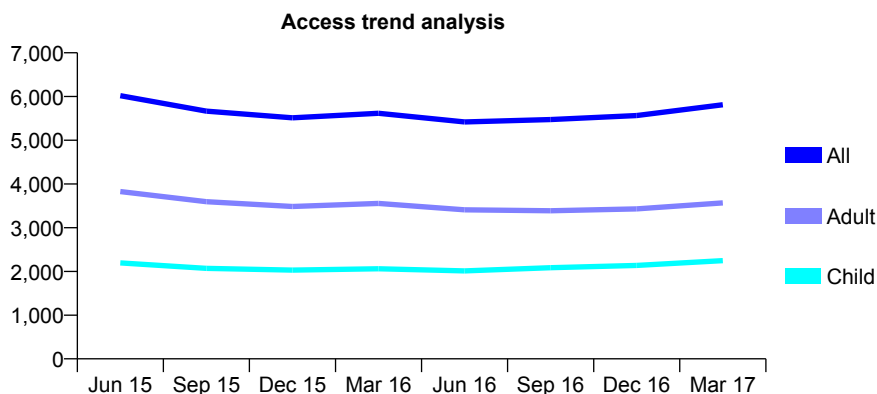
## Q54 - Vital Signs At a Glance Contract Report for 177407/0005 - Year end March 2017

Name or company name	BST Partnership
Contract type name	GDS Contract
Purpose of contract	General
Contract start date	01/04/2013
Contract end date	

16/17 Contracted general activity (UDA)	15,774
Carry forward general activity (UDA)	-2
16/17 Contracted orthodontic activity (UOA)	0
Carry forward orthodontic activity (UOA)	0
Baseline contract value	£374,493.13

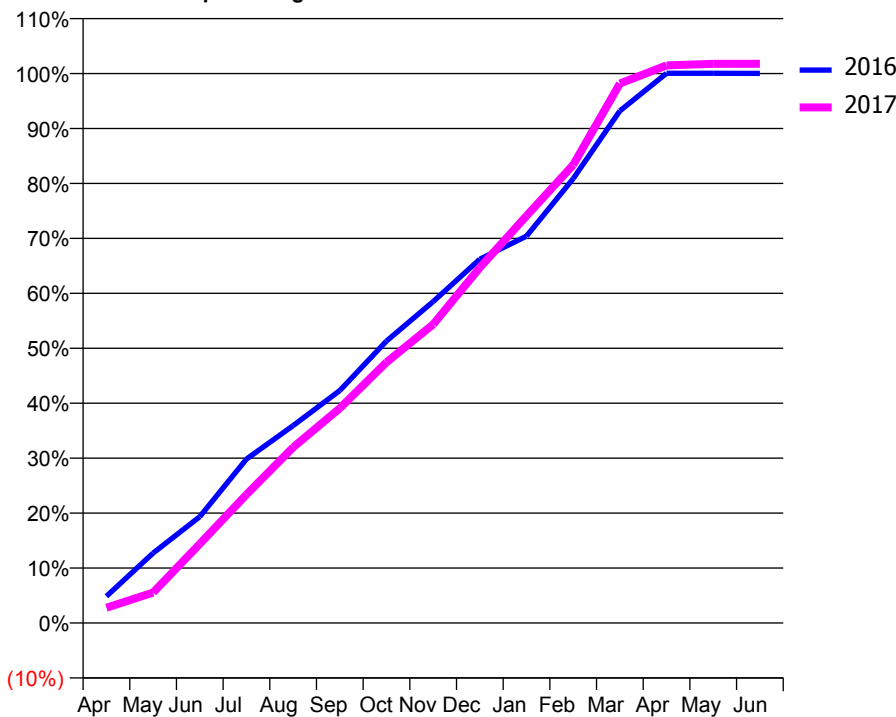
### ACCESS\*

Patients seen in 24 months	Total	Change since previous quarter
Quarter ending March 2016	5,616	
Quarter ending June 2016	5,420	↓
Quarter ending September 2016	5,472	→
Quarter ending December 2016	5,565	→
Quarter ending March 2017	5,812	↑
<b>Variance since March 2016</b>	<b>3.5%</b>	<b>↑</b>



### ACTIVITY

Cumulative percentage of contracted UDA delivered 2016 & 2017



Month	Adjusted Scheduled Activity (UDA)	
	2016	2017
April	766	439
May	2,007	875
June	3,053	2,271
July	4,707	3,687
August	5,668	5,044
September	6,674	6,165
October	8,094	7,485
November	9,229	8,574
December	10,444	10,205
January	11,105	11,689
February	12,757	13,151
March	14,700	15,485
April	15,782	16,006
May	15,782	16,052
June	15,776	16,052

### QUALITY

	Quantity	Base Number	Contract	AT	Region	England
% of FP17s for the same patient ID Re-attending within 3 months - Children	184	2,542	7.2%	10.0%	12.0%	12.3%
% of FP17s for the same patient ID Re-attending within 3 months - Adults	688	3,913	17.6%	15.4%	16.0%	16.7%
% of FP17s for the same patient ID Re-attending between 3 & 9 months - Children	681	2,542	26.8%	51.1%	58.8%	57.6%
% of FP17s for the same patient ID Re-attending between 3 & 9 months - Adults	1,006	3,913	25.7%	46.4%	51.2%	50.1%
% of FP17s for Band 1 Urgent Courses	742	6,247	11.9%	8.1%	8.0%	9.1%
% of FP17s Relating to Free Repair or Replacements	0	6,247	0.0%	0.7%	0.8%	0.8%
% of FP17s Relating to Continuations	0	6,247	0.0%	0.9%	1.2%	1.2%
% of Patients satisfied with the dentistry they have received	7	7	N/A	92.1%	92.7%	92.8%
% of Patients satisfied with the time they had to wait for an appointment	5	7	N/A	90.3%	89.1%	88.7%

\* This is based on patients treated on this contract for their most recent course of treatment. Figures in italics indicate the base number of FP17s or Patient Questionnaire responses are less than 100. N/A is shown where the base number of responses is less than 10 during the period. % is calculated as Quantity/Base number\*100



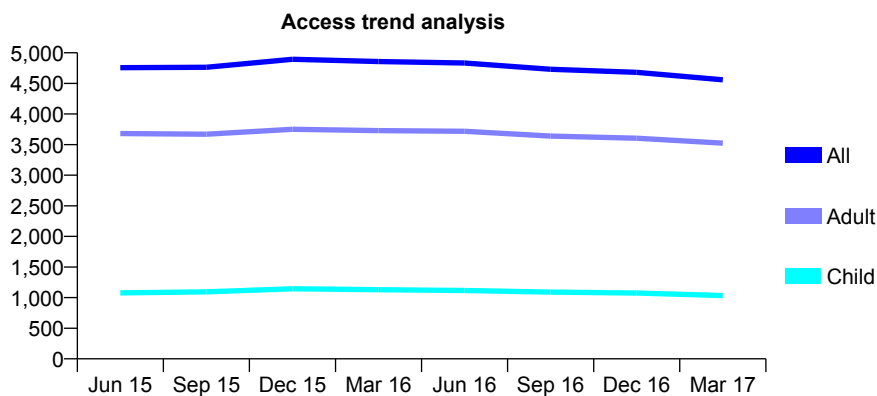
## Q54 - Vital Signs At a Glance Contract Report for 178853/0001 - Year end March 2017

Name or company name	OraCo Ltd
Contract type name	GDS Contract
Purpose of contract	General
Contract start date	01/04/2011
Contract end date	

16/17 Contracted general activity (UDA)	14,447
Carry forward general activity (UDA)	-289
16/17 Contracted orthodontic activity (UOA)	0
Carry forward orthodontic activity (UOA)	0
Baseline contract value	£400,184.51

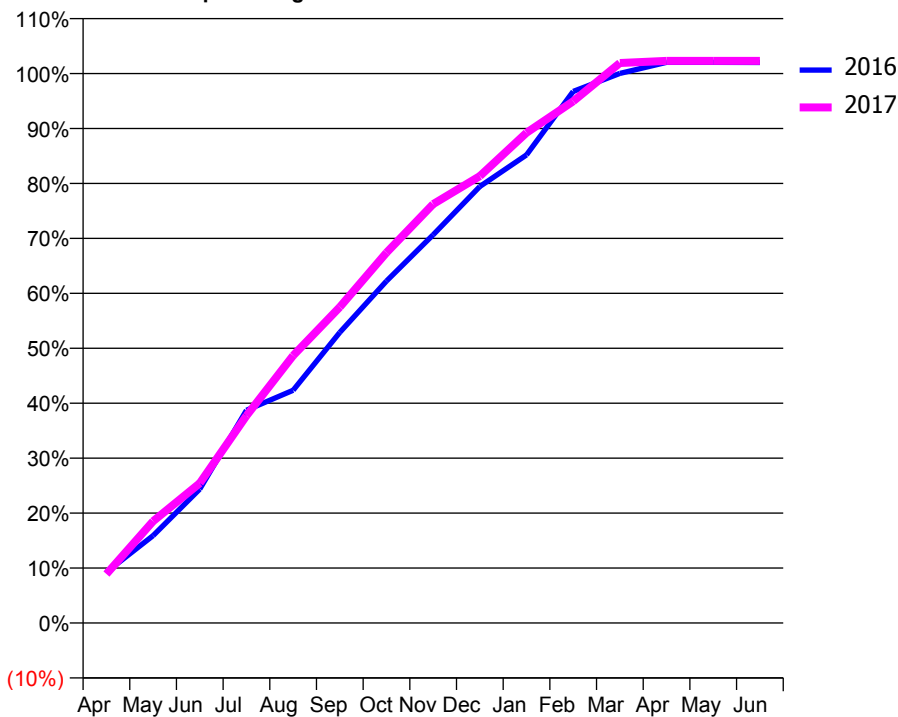
### ACCESS\*

Patients seen in 24 months	Total	Change since previous quarter
Quarter ending March 2016	4,858	
Quarter ending June 2016	4,833	→
Quarter ending September 2016	4,730	↓
Quarter ending December 2016	4,680	↓
Quarter ending March 2017	4,558	↓
<b>Variance since March 2016</b>	<b>(6.2%)</b>	↓



### ACTIVITY

Cumulative percentage of contracted UDA delivered 2016 & 2017



Month	Adjusted Scheduled Activity (UDA)	
	2016	2017
April	1,337	1,288
May	2,297	2,677
June	3,520	3,677
July	5,593	5,449
August	6,120	7,030
September	7,642	8,308
October	8,991	9,737
November	10,207	11,014
December	11,477	11,750
January	12,308	12,888
February	13,978	13,717
March	14,450	14,724
April	14,739	14,779
May	14,739	14,778
June	14,736	14,778

### QUALITY

	Quantity	Base Number	Contract	AT	Region	England
% of FP17s for the same patient ID Re-attending within 3 months - Children	58	1,543	3.8%	10.0%	12.0%	12.3%
% of FP17s for the same patient ID Re-attending within 3 months - Adults	747	4,880	15.3%	15.4%	16.0%	16.7%
% of FP17s for the same patient ID Re-attending between 3 & 9 months - Children	968	1,543	62.7%	51.1%	58.8%	57.6%
% of FP17s for the same patient ID Re-attending between 3 & 9 months - Adults	2,598	4,880	53.2%	46.4%	51.2%	50.1%
% of FP17s for Band 1 Urgent Courses	401	6,320	6.3%	8.1%	8.0%	9.1%
% of FP17s Relating to Free Repair or Replacements	111	6,320	1.8%	0.7%	0.8%	0.8%
% of FP17s Relating to Continuations	52	6,320	0.8%	0.9%	1.2%	1.2%
% of Patients satisfied with the dentistry they have received	9	10	90.0%	92.1%	92.7%	92.8%
% of Patients satisfied with the time they had to wait for an appointment	9	10	90.0%	90.3%	89.1%	88.7%

\* This is based on patients treated on this contract for their most recent course of treatment. Figures in italics indicate the base number of FP17s or Patient Questionnaire responses are less than 100. N/A is shown where the base number of responses is less than 10 during the period. % is calculated as Quantity/Base number\*100

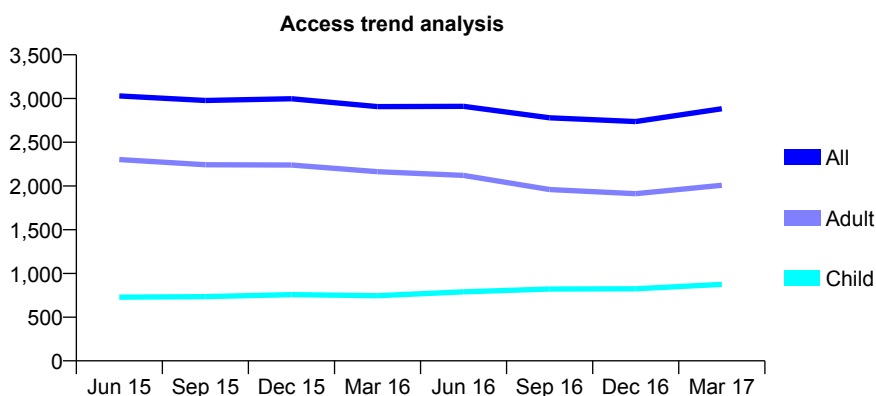
## Q54 - Vital Signs At a Glance Contract Report for 180009/0001 - Year end March 2017

Name or company name	Aesthetic Dental Implant Surgery
Contract type name	GDS Contract
Purpose of contract	General
Contract start date	01/11/2011
Contract end date	

16/17 Contracted general activity (UDA)	4,305
Carry forward general activity (UDA)	-12
16/17 Contracted orthodontic activity (UOA)	0
Carry forward orthodontic activity (UOA)	0
Baseline contract value	£97,038.09

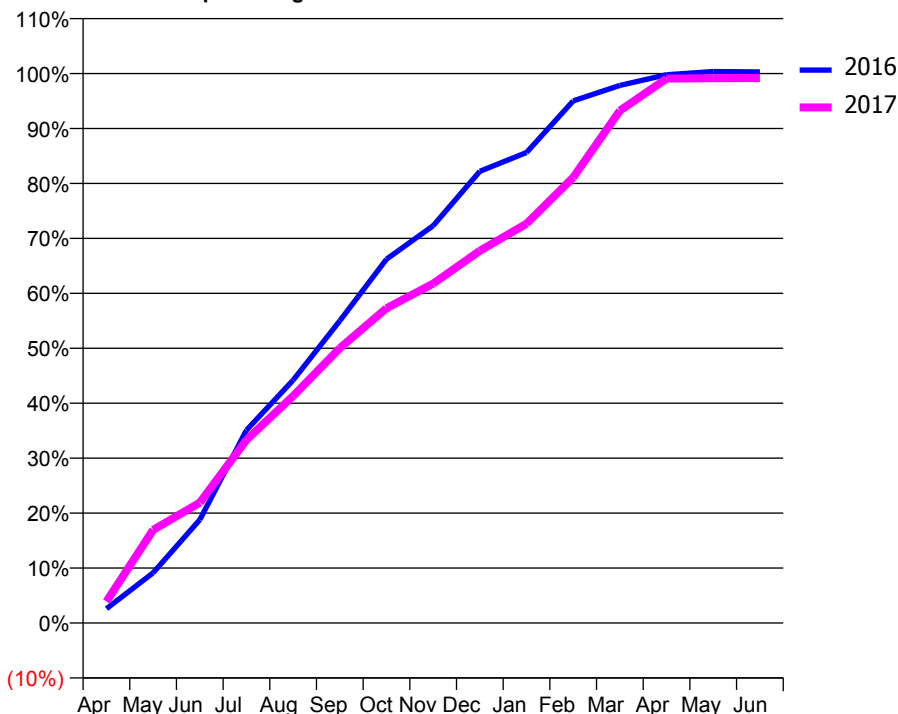
### ACCESS\*

Patients seen in 24 months	Total	Change since previous quarter
Quarter ending March 2016	2,908	
Quarter ending June 2016	2,910	→
Quarter ending September 2016	2,780	↓
Quarter ending December 2016	2,736	↓
Quarter ending March 2017	2,883	↑
<b>Variance since March 2016</b>	<b>(0.9%)</b>	<b>→</b>



### ACTIVITY

Cumulative percentage of contracted UDA delivered 2016 & 2017



Adjusted Scheduled Activity (UDA)

Month	2016	2017
April	113	169
May	393	730
June	809	943
July	1,511	1,435
August	1,903	1,779
September	2,368	2,154
October	2,850	2,466
November	3,113	2,660
December	3,539	2,917
January	3,686	3,128
February	4,091	3,491
March	4,212	4,014
April	4,295	4,265
May	4,320	4,268
June	4,317	4,269

### QUALITY

	Quantity	Base Number	Contract	AT	Region	England
% of FP17s for the same patient ID Re-attending within 3 months - Children	99	1,091	9.1%	10.0%	12.0%	12.3%
% of FP17s for the same patient ID Re-attending within 3 months - Adults	446	1,980	22.5%	15.4%	16.0%	16.7%
% of FP17s for the same patient ID Re-attending between 3 & 9 months - Children	432	1,091	39.6%	51.1%	58.8%	57.6%
% of FP17s for the same patient ID Re-attending between 3 & 9 months - Adults	431	1,980	21.8%	46.4%	51.2%	50.1%
% of FP17s for Band 1 Urgent Courses	291	2,090	13.9%	8.1%	8.0%	9.1%
% of FP17s Relating to Free Repair or Replacements	9	2,090	0.4%	0.7%	0.8%	0.8%
% of FP17s Relating to Continuations	21	2,090	1.0%	0.9%	1.2%	1.2%
% of Patients satisfied with the dentistry they have received	0	0	N/A	92.1%	92.7%	92.8%
% of Patients satisfied with the time they had to wait for an appointment	0	0	N/A	90.3%	89.1%	88.7%

\* This is based on patients treated on this contract for their most recent course of treatment. Figures in italics indicate the base number of FP17s or Patient Questionnaire responses are less than 100. N/A is shown where the base number of responses is less than 10 during the period. % is calculated as Quantity/Base number\*100

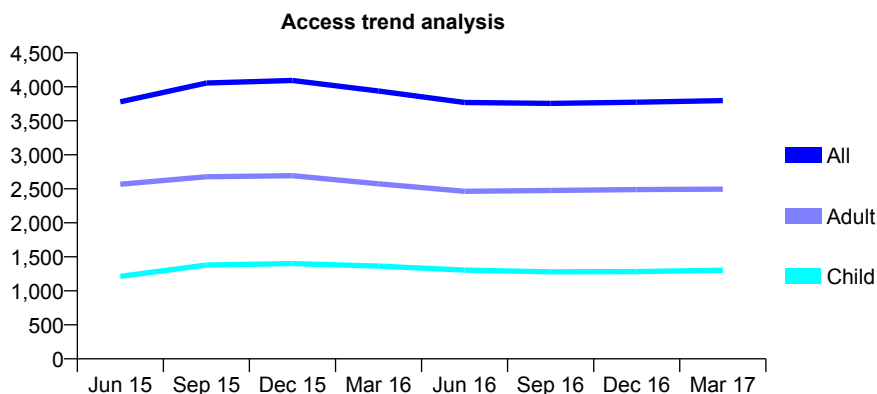
## Q54 - Vital Signs At a Glance Contract Report for 180017/0001 - Year end March 2017

Name or company name	Dr AS Bhandal, Dr Balbir Bhandal & Dr Balj
Contract type name	GDS Contract
Purpose of contract	General
Contract start date	28/05/2010
Contract end date	

16/17 Contracted general activity (UDA)	10,544
Carry forward general activity (UDA)	131
16/17 Contracted orthodontic activity (UOA)	0
Carry forward orthodontic activity (UOA)	0
Baseline contract value	£242,126.35

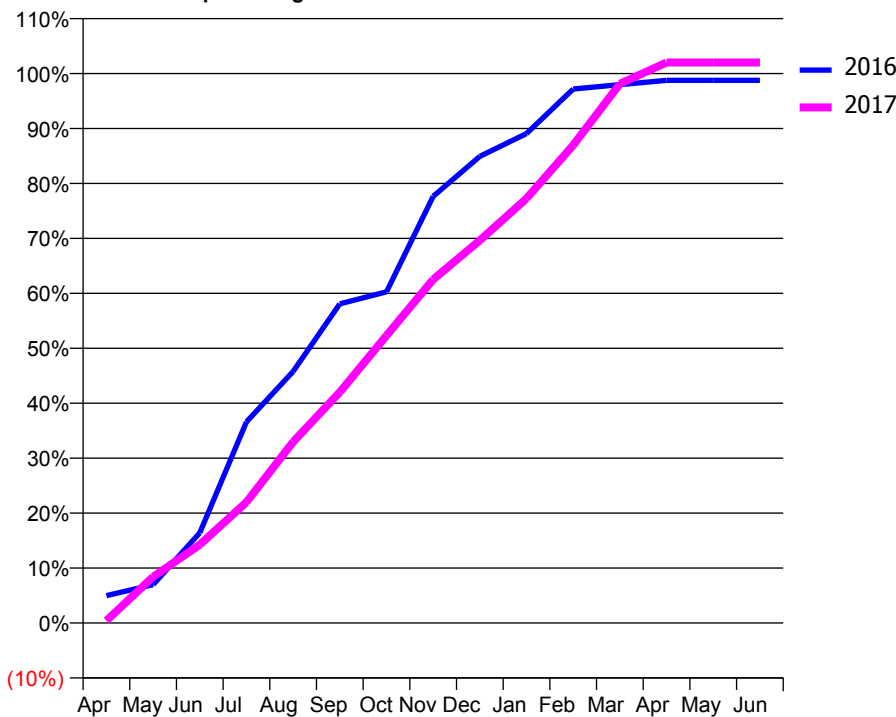
### ACCESS\*

Patients seen in 24 months	Total	Change since previous quarter
Quarter ending March 2016	3,938	
Quarter ending June 2016	3,769	↓
Quarter ending September 2016	3,756	→
Quarter ending December 2016	3,773	→
Quarter ending March 2017	3,797	→
<b>Variance since March 2016</b>	<b>(3.6%)</b>	<b>↓</b>



### ACTIVITY

Cumulative percentage of contracted UDA delivered 2016 & 2017



Month	Adjusted Scheduled Activity (UDA)	
	2016	2017
April	525	45
May	735	887
June	1,732	1,504
July	3,860	2,319
August	4,826	3,477
September	6,124	4,430
October	6,353	5,516
November	8,186	6,593
December	8,954	7,343
January	9,393	8,145
February	10,246	9,170
March	10,331	10,347
April	10,413	10,755
May	10,413	10,755
June	10,413	10,755

### QUALITY

	Quantity	Base Number	Contract	AT	Region	England
% of FP17s for the same patient ID Re-attending within 3 months - Children	104	1,547	6.7%	10.0%	12.0%	12.3%
% of FP17s for the same patient ID Re-attending within 3 months - Adults	319	2,706	11.8%	15.4%	16.0%	16.7%
% of FP17s for the same patient ID Re-attending between 3 & 9 months - Children	589	1,547	38.1%	51.1%	58.8%	57.6%
% of FP17s for the same patient ID Re-attending between 3 & 9 months - Adults	895	2,706	33.1%	46.4%	51.2%	50.1%
% of FP17s for Band 1 Urgent Courses	305	4,336	7.0%	8.1%	8.0%	9.1%
% of FP17s Relating to Free Repair or Replacements	8	4,336	0.2%	0.7%	0.8%	0.8%
% of FP17s Relating to Continuations	16	4,336	0.4%	0.9%	1.2%	1.2%
% of Patients satisfied with the dentistry they have received	3	3	N/A	92.1%	92.7%	92.8%
% of Patients satisfied with the time they had to wait for an appointment	3	3	N/A	90.3%	89.1%	88.7%

\* This is based on patients treated on this contract for their most recent course of treatment. Figures in italics indicate the base number of FP17s or Patient Questionnaire responses are less than 100. N/A is shown where the base number of responses is less than 10 during the period. % is calculated as Quantity/Base number\*100

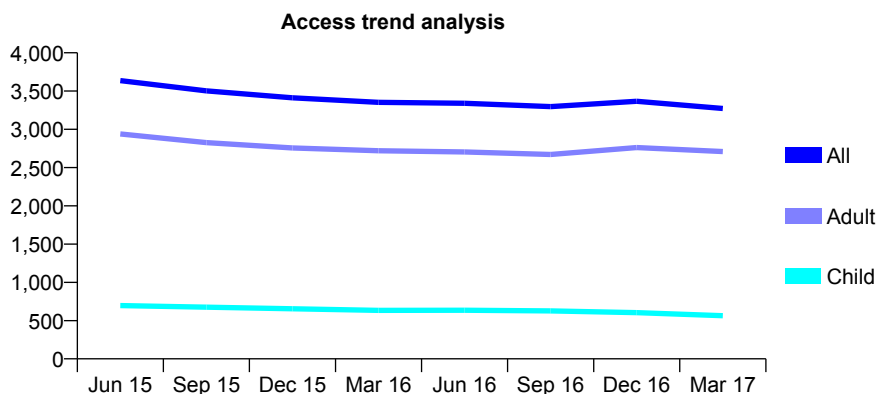
## Q54 - Vital Signs At a Glance Contract Report for 181544/0001 - Year end March 2017

Name or company name	Pelsall Road Dental Partnership
Contract type name	GDS Contract
Purpose of contract	General
Contract start date	30/07/2012
Contract end date	

16/17 Contracted general activity (UDA)	8,071
Carry forward general activity (UDA)	-133
16/17 Contracted orthodontic activity (UOA)	0
Carry forward orthodontic activity (UOA)	0
Baseline contract value	£289,576.50

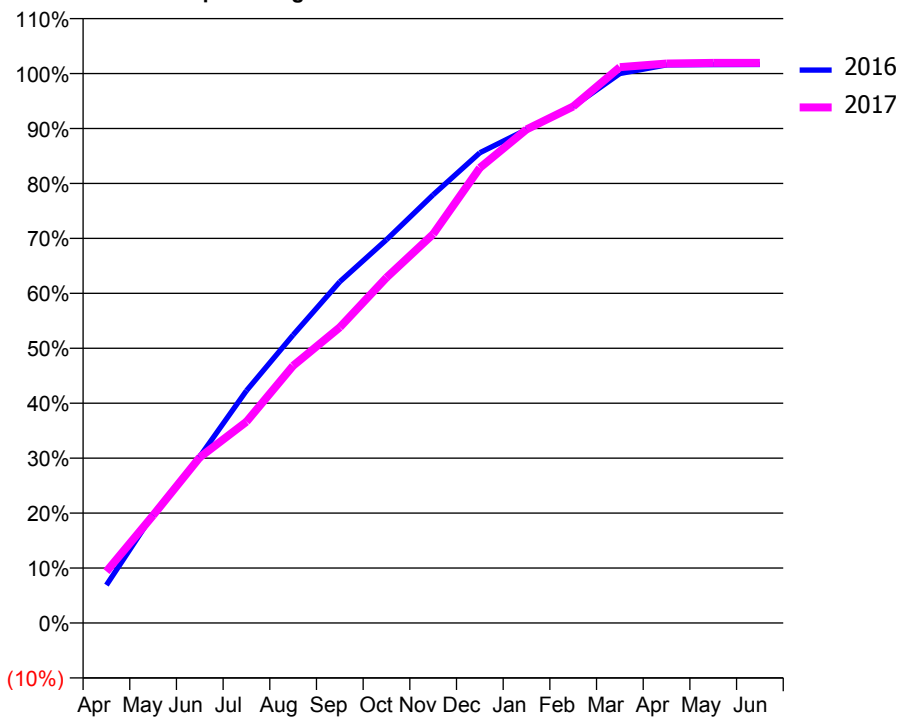
### ACCESS\*

Patients seen in 24 months	Total	Change since previous quarter
Quarter ending March 2016	3,353	
Quarter ending June 2016	3,341	→
Quarter ending September 2016	3,297	↓
Quarter ending December 2016	3,366	↑
Quarter ending March 2017	3,273	↓
<b>Variance since March 2016</b>	<b>(2.4%)</b>	<b>↓</b>



### ACTIVITY

Cumulative percentage of contracted UDA delivered 2016 & 2017



Month	Adjusted Scheduled Activity (UDA)	
	2016	2017
April	558	757
May	1,597	1,582
June	2,446	2,434
July	3,413	2,957
August	4,231	3,780
September	5,012	4,343
October	5,631	5,074
November	6,290	5,713
December	6,907	6,685
January	7,247	7,249
February	7,587	7,586
March	8,071	8,164
April	8,198	8,217
May	8,201	8,227
June	8,204	8,227

### QUALITY

	Quantity	Base Number	Contract	AT	Region	England
% of FP17s for the same patient ID Re-attending within 3 months - Children	32	876	3.7%	10.0%	12.0%	12.3%
% of FP17s for the same patient ID Re-attending within 3 months - Adults	281	3,432	8.2%	15.4%	16.0%	16.7%
% of FP17s for the same patient ID Re-attending between 3 & 9 months - Children	514	876	58.7%	51.1%	58.8%	57.6%
% of FP17s for the same patient ID Re-attending between 3 & 9 months - Adults	1,769	3,432	51.5%	46.4%	51.2%	50.1%
% of FP17s for Band 1 Urgent Courses	167	4,272	3.9%	8.1%	8.0%	9.1%
% of FP17s Relating to Free Repair or Replacements	18	4,272	0.4%	0.7%	0.8%	0.8%
% of FP17s Relating to Continuations	58	4,272	1.4%	0.9%	1.2%	1.2%
% of Patients satisfied with the dentistry they have received	3	3	N/A	92.1%	92.7%	92.8%
% of Patients satisfied with the time they had to wait for an appointment	3	3	N/A	90.3%	89.1%	88.7%

\* This is based on patients treated on this contract for their most recent course of treatment. Figures in italics indicate the base number of FP17s or Patient Questionnaire responses are less than 100. N/A is shown where the base number of responses is less than 10 during the period. % is calculated as Quantity/Base number\*100

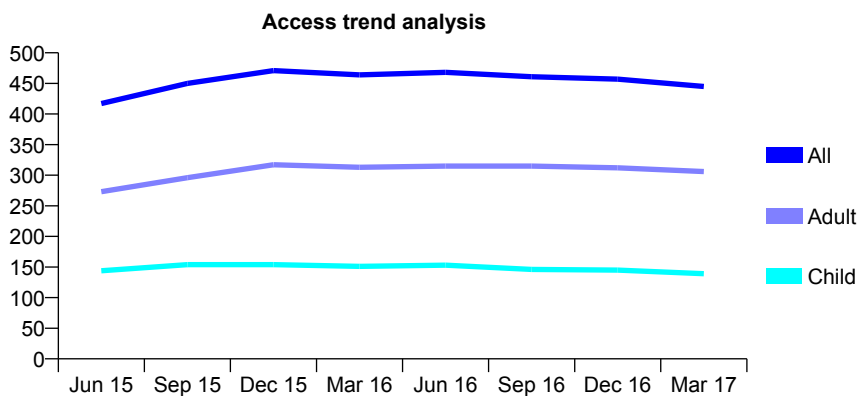
## Q54 - Vital Signs At a Glance Contract Report for 183628/0001 - Year end March 2017

Name or company name	Greenwood Dental Clinic
Contract type name	GDS Contract
Purpose of contract	General
Contract start date	09/11/2013
Contract end date	

16/17 Contracted general activity (UDA)	1,346
Carry forward general activity (UDA)	0
16/17 Contracted orthodontic activity (UOA)	0
Carry forward orthodontic activity (UOA)	0
Baseline contract value	£29,913.32

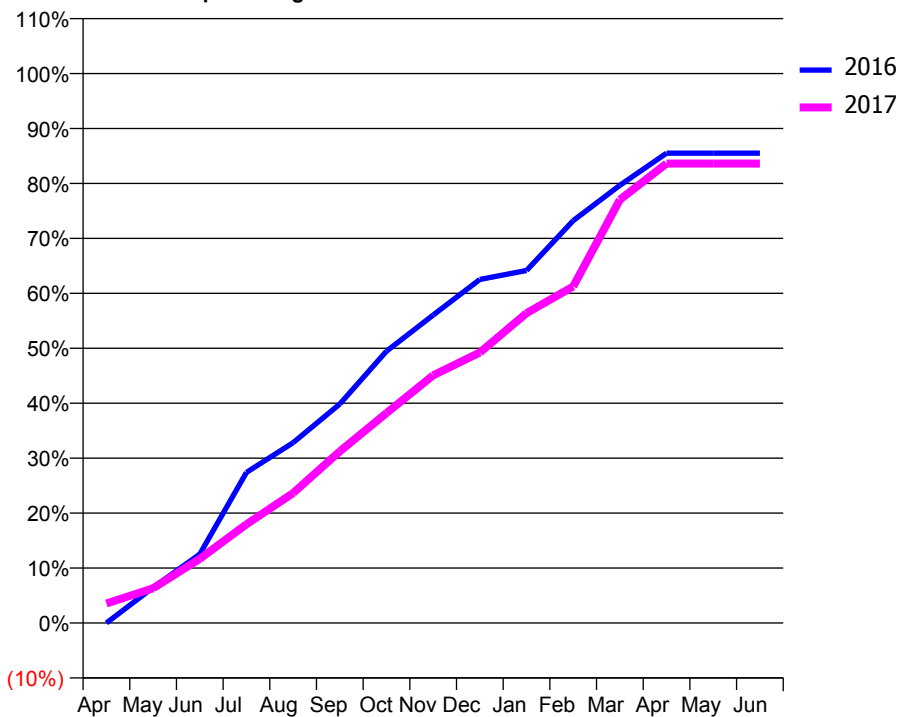
### ACCESS\*

Patients seen in 24 months	Total	Change since previous quarter
Quarter ending March 2016	464	
Quarter ending June 2016	468	→
Quarter ending September 2016	461	↓
Quarter ending December 2016	457	→
Quarter ending March 2017	445	↓
<b>Variance since March 2016</b>	<b>(4.1%)</b>	<b>↓</b>



### ACTIVITY

Cumulative percentage of contracted UDA delivered 2016 & 2017



Month	Adjusted Scheduled Activity (UDA)	
	2016	2017
April	0	48
May	87	85
June	169	157
July	369	242
August	442	318
September	537	421
October	666	514
November	754	607
December	842	663
January	863	759
February	986	824
March	1,072	1,037
April	1,151	1,125
May	1,151	1,125
June	1,151	1,125

### QUALITY

	Quantity	Base Number	Contract	AT	Region	England
% of FP17s for the same patient ID Re-attending within 3 months - Children	8	174	4.6%	10.0%	12.0%	12.3%
% of FP17s for the same patient ID Re-attending within 3 months - Adults	54	379	14.2%	15.4%	16.0%	16.7%
% of FP17s for the same patient ID Re-attending between 3 & 9 months - Children	89	174	51.1%	51.1%	58.8%	57.6%
% of FP17s for the same patient ID Re-attending between 3 & 9 months - Adults	181	379	47.8%	46.4%	51.2%	50.1%
% of FP17s for Band 1 Urgent Courses	62	552	11.2%	8.1%	8.0%	9.1%
% of FP17s Relating to Free Repair or Replacements	0	552	0.0%	0.7%	0.8%	0.8%
% of FP17s Relating to Continuations	7	552	1.3%	0.9%	1.2%	1.2%
% of Patients satisfied with the dentistry they have received	0	0	N/A	92.1%	92.7%	92.8%
% of Patients satisfied with the time they had to wait for an appointment	0	0	N/A	90.3%	89.1%	88.7%

\* This is based on patients treated on this contract for their most recent course of treatment. Figures in italics indicate the base number of FP17s or Patient Questionnaire responses are less than 100. N/A is shown where the base number of responses is less than 10 during the period. % is calculated as Quantity/Base number\*100

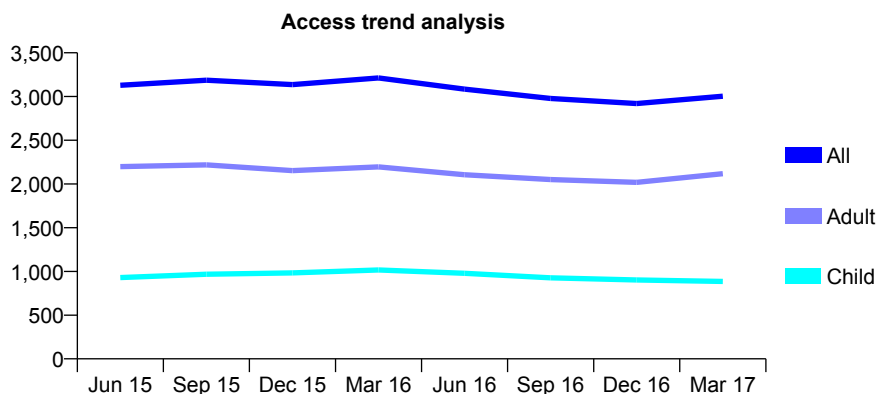
## Q54 - Vital Signs At a Glance Contract Report for 184152/0001 - Year end March 2017

Name or company name	Cromer Road Dental Care
Contract type name	GDS Contract
Purpose of contract	General
Contract start date	01/02/2009
Contract end date	

16/17 Contracted general activity (UDA)	13,947
Carry forward general activity (UDA)	410
16/17 Contracted orthodontic activity (UOA)	0
Carry forward orthodontic activity (UOA)	0
Baseline contract value	£411,571.57

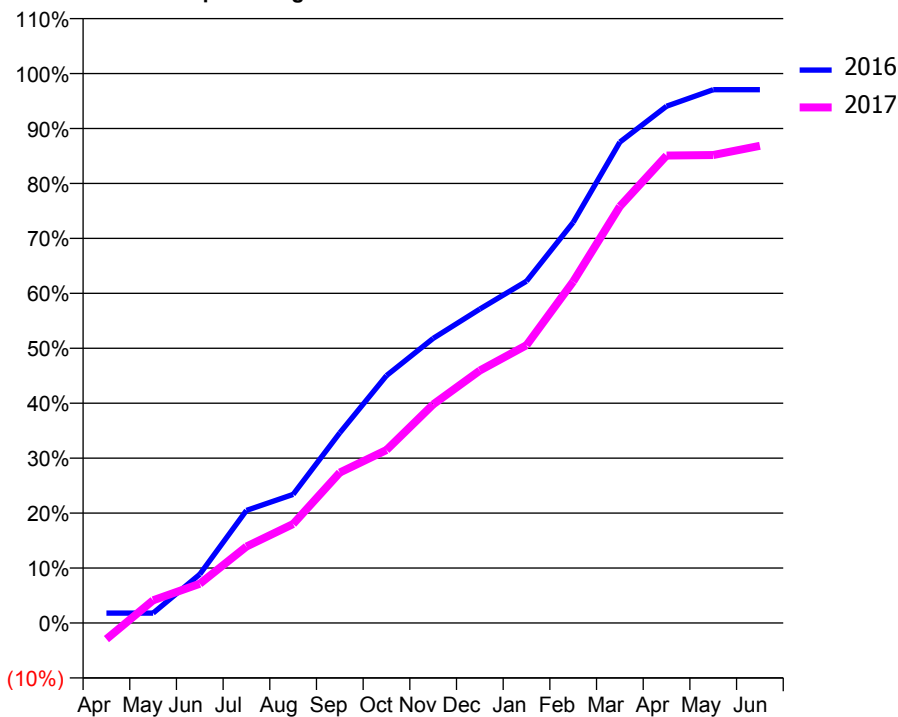
### ACCESS\*

Patients seen in 24 months	Total	Change since previous quarter
Quarter ending March 2016	3,212	
Quarter ending June 2016	3,084	↓
Quarter ending September 2016	2,977	↓
Quarter ending December 2016	2,920	↓
Quarter ending March 2017	3,003	↑
<b>Variance since March 2016</b>	<b>(6.5%)</b>	<b>↓</b>



### ACTIVITY

Cumulative percentage of contracted UDA delivered 2016 & 2017



Month	Adjusted Scheduled Activity (UDA)	
	2016	2017
April	251	-410
May	251	579
June	1,238	995
July	2,860	1,940
August	3,264	2,513
September	4,828	3,820
October	6,278	4,391
November	7,225	5,550
December	7,968	6,410
January	8,677	7,053
February	10,169	8,665
March	12,208	10,575
April	13,115	11,865
May	13,537	11,878
June	13,537	12,112

### QUALITY

	Quantity	Base Number	Contract	AT	Region	England
% of FP17s for the same patient ID Re-attending within 3 months - Children	107	943	11.3%	10.0%	12.0%	12.3%
% of FP17s for the same patient ID Re-attending within 3 months - Adults	303	2,092	14.5%	15.4%	16.0%	16.7%
% of FP17s for the same patient ID Re-attending between 3 & 9 months - Children	308	943	32.7%	51.1%	58.8%	57.6%
% of FP17s for the same patient ID Re-attending between 3 & 9 months - Adults	646	2,092	30.9%	46.4%	51.2%	50.1%
% of FP17s for Band 1 Urgent Courses	328	3,071	10.7%	8.1%	8.0%	9.1%
% of FP17s Relating to Free Repair or Replacements	61	3,071	2.0%	0.7%	0.8%	0.8%
% of FP17s Relating to Continuations	4	3,071	0.1%	0.9%	1.2%	1.2%
% of Patients satisfied with the dentistry they have received	2	2	N/A	92.1%	92.7%	92.8%
% of Patients satisfied with the time they had to wait for an appointment	2	2	N/A	90.3%	89.1%	88.7%

\* This is based on patients treated on this contract for their most recent course of treatment. Figures in italics indicate the base number of FP17s or Patient Questionnaire responses are less than 100. N/A is shown where the base number of responses is less than 10 during the period. % is calculated as Quantity/Base number\*100

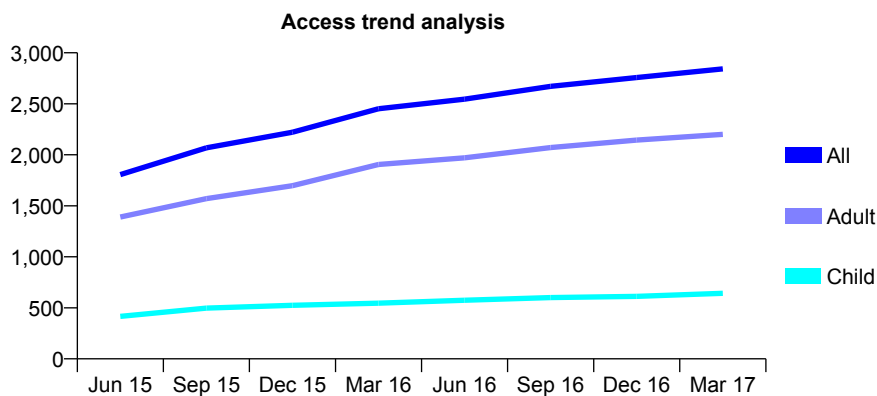
## Q54 - Vital Signs At a Glance Contract Report for 184780/0001 - Year end March 2017

Name or company name	Short Heath Dental Practice
Contract type name	GDS Contract
Purpose of contract	General
Contract start date	15/10/2014
Contract end date	

16/17 Contracted general activity (UDA)	7,926
Carry forward general activity (UDA)	-56
16/17 Contracted orthodontic activity (UOA)	0
Carry forward orthodontic activity (UOA)	0
Baseline contract value	£187,405.01

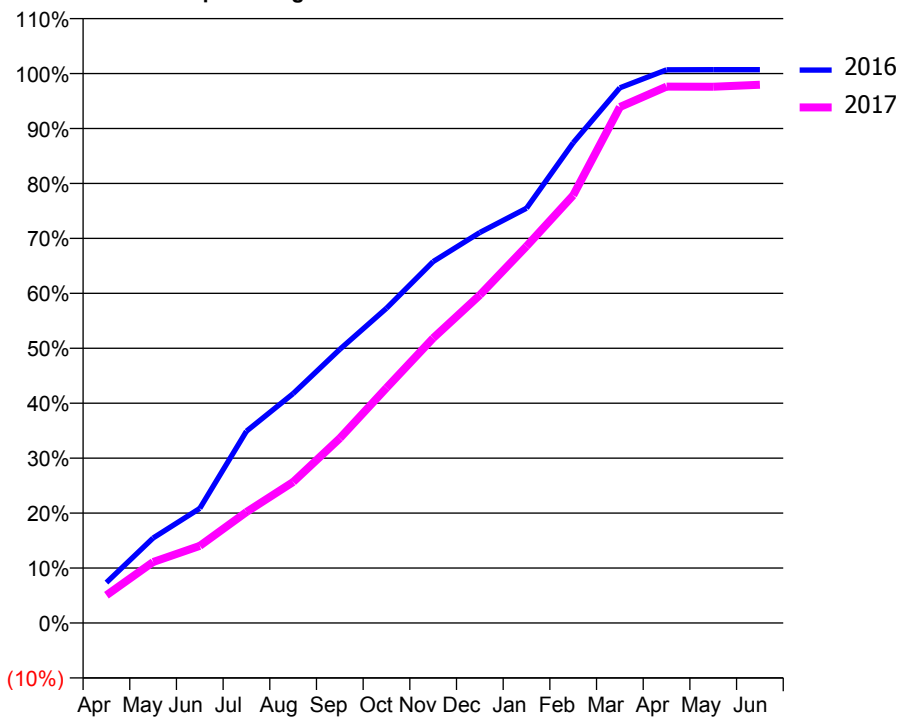
### ACCESS\*

Patients seen in 24 months	Total	Change since previous quarter
Quarter ending March 2016	2,451	
Quarter ending June 2016	2,546	↑
Quarter ending September 2016	2,671	↑
Quarter ending December 2016	2,757	↑
Quarter ending March 2017	2,842	↑
<b>Variance since March 2016</b>	<b>16.0%</b>	<b>↑</b>



### ACTIVITY

Cumulative percentage of contracted UDA delivered 2016 & 2017



Month	Adjusted Scheduled Activity (UDA)	
	2016	2017
April	584	401
May	1,226	879
June	1,652	1,113
July	2,767	1,601
August	3,309	2,034
September	3,947	2,665
October	4,539	3,393
November	5,213	4,109
December	5,633	4,731
January	5,983	5,435
February	6,926	6,169
March	7,719	7,443
April	7,979	7,737
May	7,982	7,735
June	7,982	7,763

### QUALITY

	Quantity	Base Number	Contract	AT	Region	England
% of FP17s for the same patient ID Re-attending within 3 months - Children	62	918	6.8%	10.0%	12.0%	12.3%
% of FP17s for the same patient ID Re-attending within 3 months - Adults	284	2,622	10.8%	15.4%	16.0%	16.7%
% of FP17s for the same patient ID Re-attending between 3 & 9 months - Children	452	918	49.2%	51.1%	58.8%	57.6%
% of FP17s for the same patient ID Re-attending between 3 & 9 months - Adults	911	2,622	34.7%	46.4%	51.2%	50.1%
% of FP17s for Band 1 Urgent Courses	211	3,530	6.0%	8.1%	8.0%	9.1%
% of FP17s Relating to Free Repair or Replacements	24	3,530	0.7%	0.7%	0.8%	0.8%
% of FP17s Relating to Continuations	87	3,530	2.5%	0.9%	1.2%	1.2%
% of Patients satisfied with the dentistry they have received	7	7	N/A	92.1%	92.7%	92.8%
% of Patients satisfied with the time they had to wait for an appointment	7	7	N/A	90.3%	89.1%	88.7%

\* This is based on patients treated on this contract for their most recent course of treatment. Figures in italics indicate the base number of FP17s or Patient Questionnaire responses are less than 100. N/A is shown where the base number of responses is less than 10 during the period. % is calculated as Quantity/Base number\*100



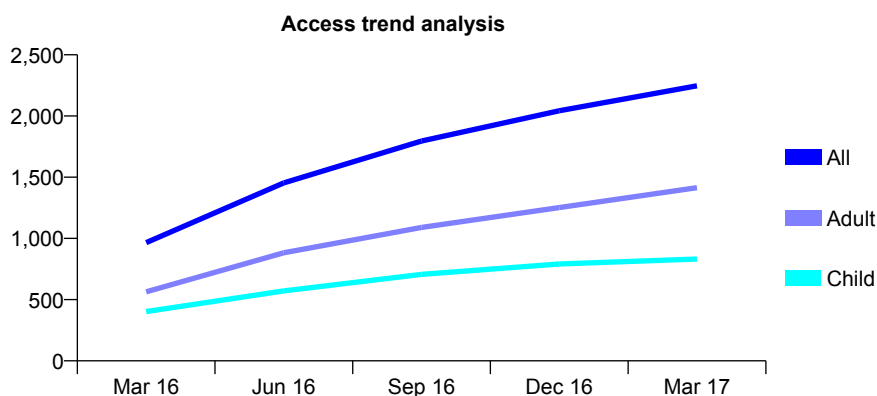
## Q54 - Vital Signs At a Glance Contract Report for 184926/0001 - Year end March 2017

Name or company name	Mrs Jaspreet Kiran Kaur Pahal
Contract type name	GDS Contract
Purpose of contract	General and Orthodontic
Contract start date	01/01/2016
Contract end date	

16/17 Contracted general activity (UDA)	7,545
Carry forward general activity (UDA)	0
16/17 Contracted orthodontic activity (UOA)	451
Carry forward orthodontic activity (UOA)	-5
Baseline contract value	£204,900.35

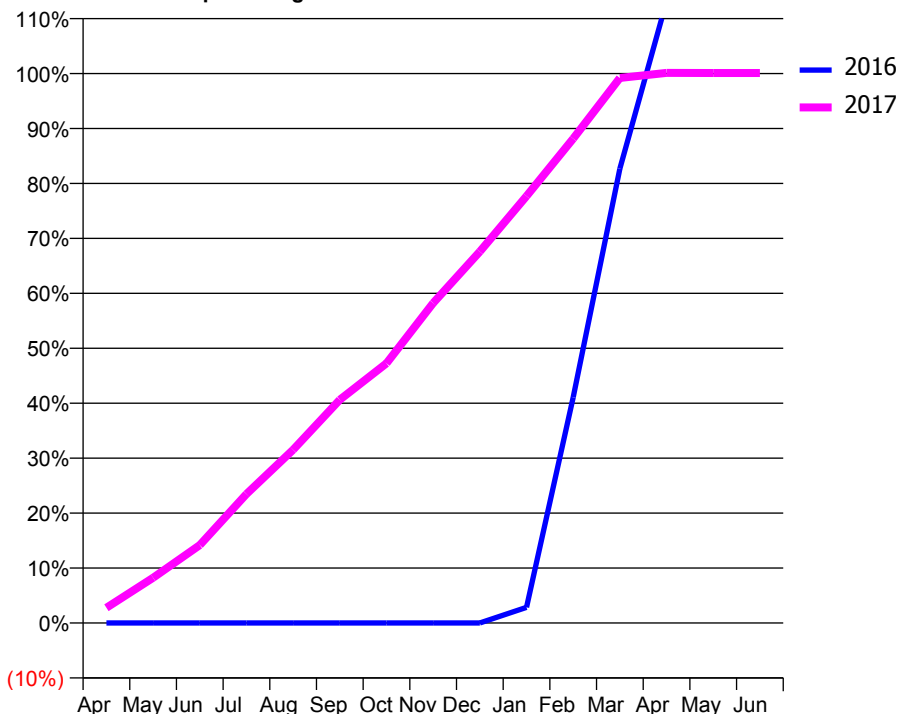
### ACCESS\*

Patients seen in 24 months	Total	Change since previous quarter
Quarter ending March 2016	966	
Quarter ending June 2016	1,454	↑
Quarter ending September 2016	1,796	↑
Quarter ending December 2016	2,043	↑
Quarter ending March 2017	2,247	↑
<b>Variance since March 2016</b>	<b>132.6%</b>	<b>↑</b>



### ACTIVITY

Cumulative percentage of contracted UDA delivered 2016 & 2017



Month	Adjusted Scheduled Activity (UDA)	
	2016	2017
April	0	210
May	0	621
June	0	1,070
July	0	1,772
August	0	2,380
September	0	3,065
October	0	3,565
November	0	4,393
December	0	5,100
January	54	5,861
February	775	6,650
March	1,560	7,484
April	2,133	7,553
May	2,129	7,551
June	2,124	7,552

### QUALITY

	Quantity	Base Number	Contract	AT	Region	England
% of FP17s for the same patient ID Re-attending within 3 months - Children	112	1,443	7.8%	10.0%	12.0%	12.3%
% of FP17s for the same patient ID Re-attending within 3 months - Adults	353	2,405	14.7%	15.4%	16.0%	16.7%
% of FP17s for the same patient ID Re-attending between 3 & 9 months - Children	683	1,443	47.3%	51.1%	58.8%	57.6%
% of FP17s for the same patient ID Re-attending between 3 & 9 months - Adults	1,030	2,405	42.8%	46.4%	51.2%	50.1%
% of FP17s for Band 1 Urgent Courses	301	3,598	8.4%	8.1%	8.0%	9.1%
% of FP17s Relating to Free Repair or Replacements	10	3,598	0.3%	0.7%	0.8%	0.8%
% of FP17s Relating to Continuations	3	3,598	0.1%	0.9%	1.2%	1.2%
% of Patients satisfied with the dentistry they have received	2	2	N/A	92.1%	92.7%	92.8%
% of Patients satisfied with the time they had to wait for an appointment	2	2	N/A	90.3%	89.1%	88.7%

\* This is based on patients treated on this contract for their most recent course of treatment. Figures in italics indicate the base number of FP17s or Patient Questionnaire responses are less than 100. N/A is shown where the base number of responses is less than 10 during the period. % is calculated as Quantity/Base number\*100

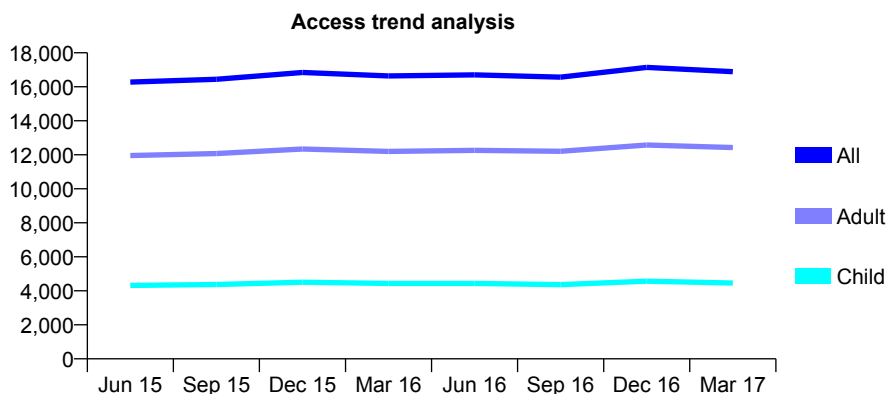
## Q54 - Vital Signs At a Glance Contract Report for 186813/0001 - Year end March 2017

Name or company name	The Smile Centre(Birmingham) Ltd
Contract type name	GDS Contract
Purpose of contract	General
Contract start date	28/06/2012
Contract end date	

16/17 Contracted general activity (UDA)	45,908
Carry forward general activity (UDA)	60
16/17 Contracted orthodontic activity (UOA)	0
Carry forward orthodontic activity (UOA)	0
Baseline contract value	£1,140,025.15

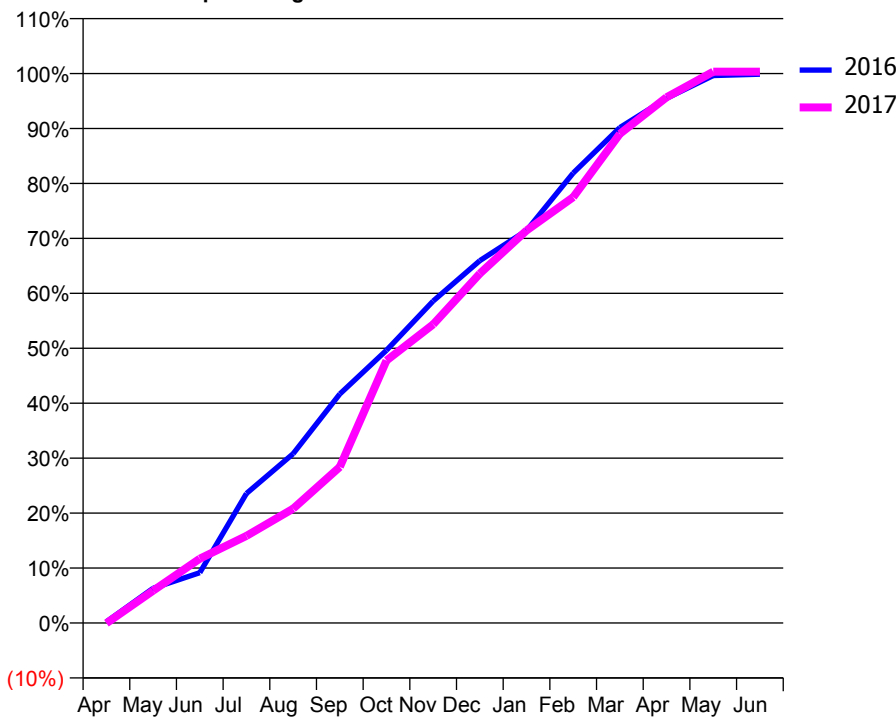
### ACCESS\*

Patients seen in 24 months	Total	Change since previous quarter
Quarter ending March 2016	16,637	
Quarter ending June 2016	16,700	→
Quarter ending September 2016	16,572	→
Quarter ending December 2016	17,143	↑
Quarter ending March 2017	16,888	↓
<b>Variance since March 2016</b>	<b>1.5%</b>	<b>→</b>



### ACTIVITY

Cumulative percentage of contracted UDA delivered 2016 & 2017



Month	Adjusted Scheduled Activity (UDA)	
	2016	2017
April	102	-28
May	2,904	2,706
June	4,208	5,378
July	10,821	7,282
August	14,141	9,549
September	19,134	13,040
October	22,783	21,933
November	26,891	24,946
December	30,272	29,190
January	32,790	32,790
February	37,585	35,583
March	41,392	40,865
April	43,826	43,916
May	45,731	46,056
June	45,843	46,061

### QUALITY

	Quantity	Base Number	Contract	AT	Region	England
% of FP17s for the same patient ID Re-attending within 3 months - Children	225	4,800	4.7%	10.0%	12.0%	12.3%
% of FP17s for the same patient ID Re-attending within 3 months - Adults	2,058	13,410	15.3%	15.4%	16.0%	16.7%
% of FP17s for the same patient ID Re-attending between 3 & 9 months - Children	2,027	4,800	42.2%	51.1%	58.8%	57.6%
% of FP17s for the same patient ID Re-attending between 3 & 9 months - Adults	5,251	13,410	39.2%	46.4%	51.2%	50.1%
% of FP17s for Band 1 Urgent Courses	547	17,272	3.2%	8.1%	8.0%	9.1%
% of FP17s Relating to Free Repair or Replacements	175	17,272	1.0%	0.7%	0.8%	0.8%
% of FP17s Relating to Continuations	317	17,272	1.8%	0.9%	1.2%	1.2%
% of Patients satisfied with the dentistry they have received	10	10	100.0%	92.1%	92.7%	92.8%
% of Patients satisfied with the time they had to wait for an appointment	10	10	100.0%	90.3%	89.1%	88.7%

\* This is based on patients treated on this contract for their most recent course of treatment. Figures in italics indicate the base number of FP17s or Patient Questionnaire responses are less than 100. N/A is shown where the base number of responses is less than 10 during the period. % is calculated as Quantity/Base number\*100

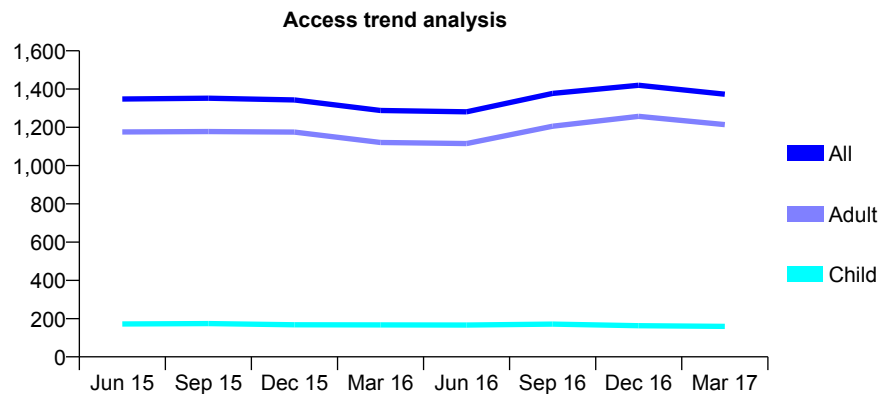
## Q54 - Vital Signs At a Glance Contract Report for 188441/0001 - Year end March 2017

Name or company name	Mr Sukhbir Singh & Mr L A Shiels
Contract type name	GDS Contract
Purpose of contract	General
Contract start date	01/12/2011
Contract end date	

16/17 Contracted general activity (UDA)	4,374
Carry forward general activity (UDA)	119
16/17 Contracted orthodontic activity (UOA)	0
Carry forward orthodontic activity (UOA)	0
Baseline contract value	£95,928.83

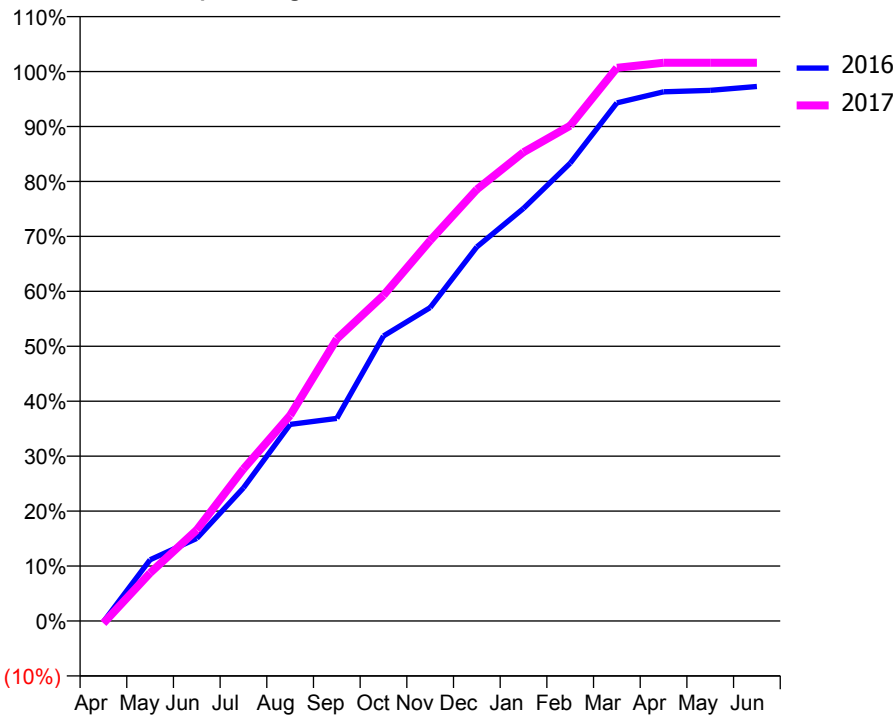
### ACCESS\*

Patients seen in 24 months	Total	Change since previous quarter
Quarter ending March 2016	1,288	
Quarter ending June 2016	1,281	→
Quarter ending September 2016	1,377	↑
Quarter ending December 2016	1,420	↑
Quarter ending March 2017	1,373	↓
<b>Variance since March 2016</b>	6.6%	↑



### ACTIVITY

Cumulative percentage of contracted UDA delivered 2016 & 2017



Month	Adjusted Scheduled Activity (UDA)	
	2016	2017
April	-7	-18
May	488	383
June	657	725
July	1,060	1,211
August	1,565	1,637
September	1,613	2,245
October	2,269	2,592
November	2,495	3,029
December	2,978	3,435
January	3,284	3,731
February	3,644	3,943
March	4,124	4,403
April	4,212	4,444
May	4,224	4,444
June	4,255	4,444

### QUALITY

	Quantity	Base Number	Contract	AT	Region	England
% of FP17s for the same patient ID Re-attending within 3 months - Children	2	167	1.2%	10.0%	12.0%	12.3%
% of FP17s for the same patient ID Re-attending within 3 months - Adults	158	1,517	10.4%	15.4%	16.0%	16.7%
% of FP17s for the same patient ID Re-attending between 3 & 9 months - Children	44	167	26.3%	51.1%	58.8%	57.6%
% of FP17s for the same patient ID Re-attending between 3 & 9 months - Adults	583	1,517	38.4%	46.4%	51.2%	50.1%
% of FP17s for Band 1 Urgent Courses	81	1,649	4.9%	8.1%	8.0%	9.1%
% of FP17s Relating to Free Repair or Replacements	9	1,649	0.5%	0.7%	0.8%	0.8%
% of FP17s Relating to Continuations	39	1,649	2.4%	0.9%	1.2%	1.2%
% of Patients satisfied with the dentistry they have received	5	5	N/A	92.1%	92.7%	92.8%
% of Patients satisfied with the time they had to wait for an appointment	5	5	N/A	90.3%	89.1%	88.7%

\* This is based on patients treated on this contract for their most recent course of treatment. Figures in italics indicate the base number of FP17s or Patient Questionnaire responses are less than 100. N/A is shown where the base number of responses is less than 10 during the period. % is calculated as Quantity/Base number\*100

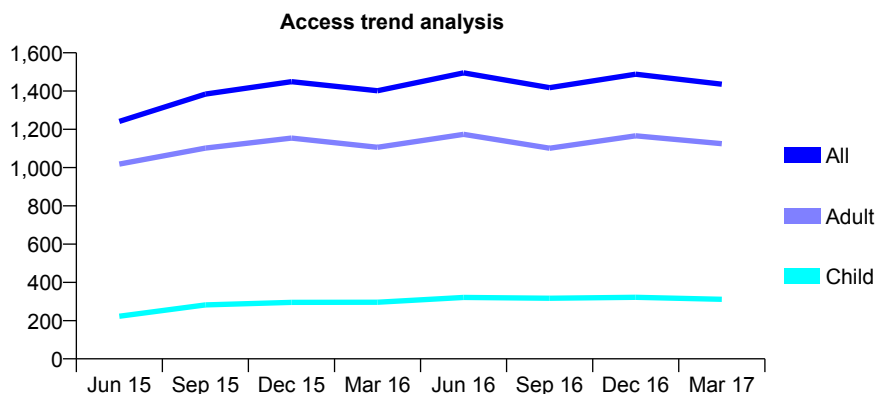
## Q54 - Vital Signs At a Glance Contract Report for 188441/0002 - Year end March 2017

Name or company name	Mr Sukhbir Singh & Mr L A Shiels
Contract type name	GDS Contract
Purpose of contract	General
Contract start date	01/12/2011
Contract end date	

16/17 Contracted general activity (UDA)	3,685
Carry forward general activity (UDA)	-2
16/17 Contracted orthodontic activity (UOA)	0
Carry forward orthodontic activity (UOA)	0
Baseline contract value	£73,157.73

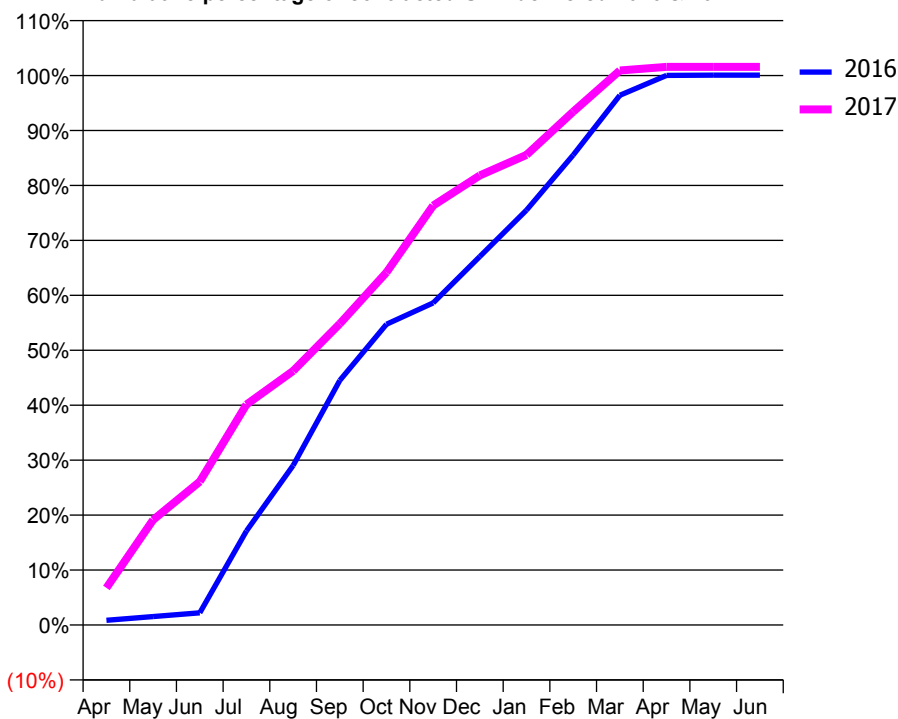
### ACCESS\*

Patients seen in 24 months	Total	Change since previous quarter
Quarter ending March 2016	1,402	
Quarter ending June 2016	1,495	↑
Quarter ending September 2016	1,418	↓
Quarter ending December 2016	1,488	↑
Quarter ending March 2017	1,436	↓
<b>Variance since March 2016</b>	<b>2.4%</b>	<b>↑</b>



### ACTIVITY

Cumulative percentage of contracted UDA delivered 2016 & 2017



Month	Adjusted Scheduled Activity (UDA)	
	2016	2017
April	32	249
May	57	705
June	82	962
July	631	1,479
August	1,070	1,704
September	1,640	2,021
October	2,017	2,365
November	2,160	2,813
December	2,472	3,015
January	2,783	3,153
February	3,151	3,442
March	3,553	3,719
April	3,686	3,743
May	3,687	3,743
June	3,687	3,743

### QUALITY

	Quantity	Base Number	Contract	AT	Region	England
% of FP17s for the same patient ID Re-attending within 3 months - Children	24	401	6.0%	10.0%	12.0%	12.3%
% of FP17s for the same patient ID Re-attending within 3 months - Adults	84	1,202	7.0%	15.4%	16.0%	16.7%
% of FP17s for the same patient ID Re-attending between 3 & 9 months - Children	126	401	31.4%	51.1%	58.8%	57.6%
% of FP17s for the same patient ID Re-attending between 3 & 9 months - Adults	345	1,202	28.7%	46.4%	51.2%	50.1%
% of FP17s for Band 1 Urgent Courses	78	1,557	5.0%	8.1%	8.0%	9.1%
% of FP17s Relating to Free Repair or Replacements	1	1,557	0.1%	0.7%	0.8%	0.8%
% of FP17s Relating to Continuations	17	1,557	1.1%	0.9%	1.2%	1.2%
% of Patients satisfied with the dentistry they have received	4	4	N/A	92.1%	92.7%	92.8%
% of Patients satisfied with the time they had to wait for an appointment	4	4	N/A	90.3%	89.1%	88.7%

\* This is based on patients treated on this contract for their most recent course of treatment. Figures in italics indicate the base number of FP17s or Patient Questionnaire responses are less than 100. N/A is shown where the base number of responses is less than 10 during the period. % is calculated as Quantity/Base number\*100

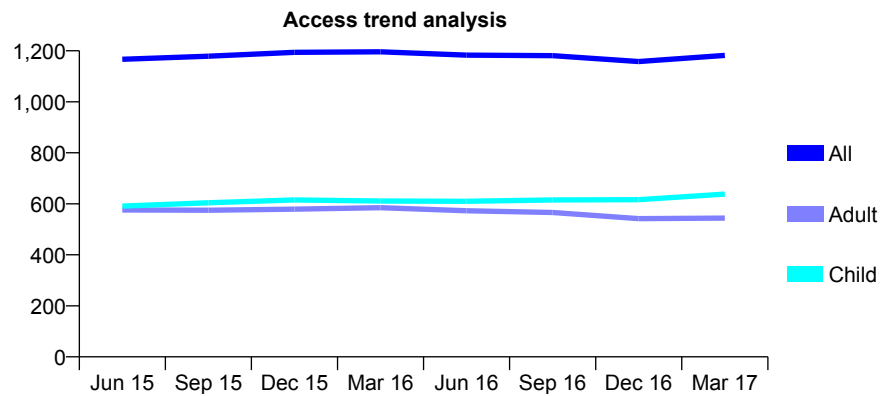
## Q54 - Vital Signs At a Glance Contract Report for 188514/0001 - Year end March 2017

Name or company name	The Wall Heath Dental Practice
Contract type name	GDS Contract
Purpose of contract	General
Contract start date	01/09/2008
Contract end date	

16/17 Contracted general activity (UDA)	3,710
Carry forward general activity (UDA)	61
16/17 Contracted orthodontic activity (UOA)	0
Carry forward orthodontic activity (UOA)	0
Baseline contract value	£97,585.38

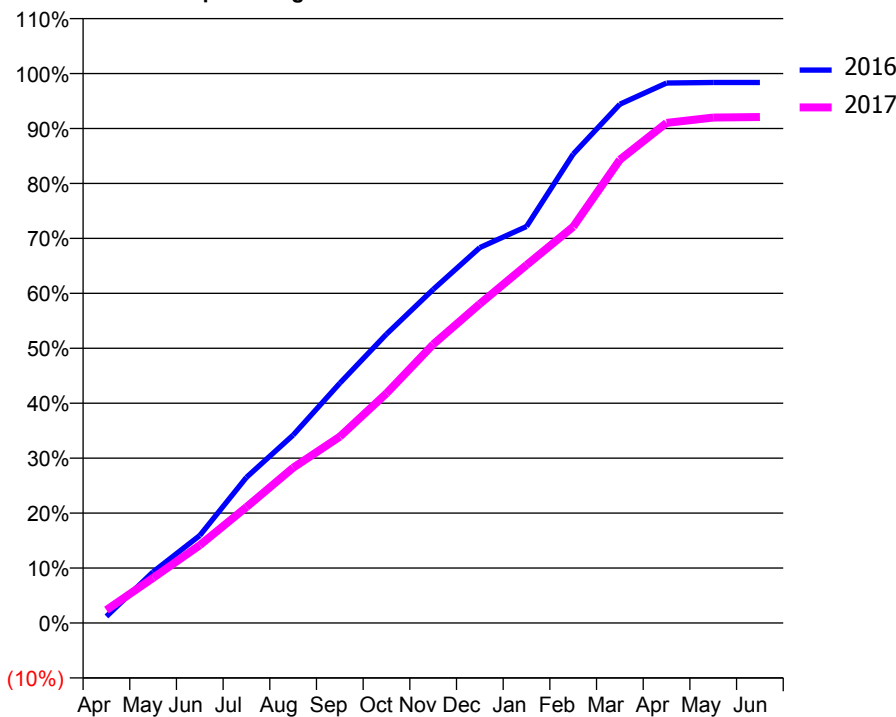
### ACCESS\*

Patients seen in 24 months	Total	Change since previous quarter
Quarter ending March 2016	1,196	
Quarter ending June 2016	1,183	↓
Quarter ending September 2016	1,181	→
Quarter ending December 2016	1,158	↓
Quarter ending March 2017	1,182	↑
<b>Variance since March 2016</b>	<b>(1.2%)</b>	<b>↓</b>



### ACTIVITY

Cumulative percentage of contracted UDA delivered 2016 & 2017



Month	Adjusted Scheduled Activity (UDA)	
	2016	2017
April	45	88
May	345	305
June	591	525
July	984	783
August	1,269	1,048
September	1,619	1,258
October	1,951	1,551
November	2,252	1,881
December	2,535	2,155
January	2,677	2,417
February	3,166	2,676
March	3,502	3,128
April	3,646	3,377
May	3,649	3,413
June	3,649	3,416

### QUALITY

	Quantity	Base Number	Contract	AT	Region	England
% of FP17s for the same patient ID Re-attending within 3 months - Children	79	1,122	7.0%	10.0%	12.0%	12.3%
% of FP17s for the same patient ID Re-attending within 3 months - Adults	152	752	20.2%	15.4%	16.0%	16.7%
% of FP17s for the same patient ID Re-attending between 3 & 9 months - Children	788	1,122	70.2%	51.1%	58.8%	57.6%
% of FP17s for the same patient ID Re-attending between 3 & 9 months - Adults	443	752	58.9%	46.4%	51.2%	50.1%
% of FP17s for Band 1 Urgent Courses	100	1,922	5.2%	8.1%	8.0%	9.1%
% of FP17s Relating to Free Repair or Replacements	1	1,922	0.1%	0.7%	0.8%	0.8%
% of FP17s Relating to Continuations	32	1,922	1.7%	0.9%	1.2%	1.2%
% of Patients satisfied with the dentistry they have received	3	3	N/A	92.1%	92.7%	92.8%
% of Patients satisfied with the time they had to wait for an appointment	3	3	N/A	90.3%	89.1%	88.7%

\* This is based on patients treated on this contract for their most recent course of treatment. Figures in italics indicate the base number of FP17s or Patient Questionnaire responses are less than 100. N/A is shown where the base number of responses is less than 10 during the period. % is calculated as Quantity/Base number\*100

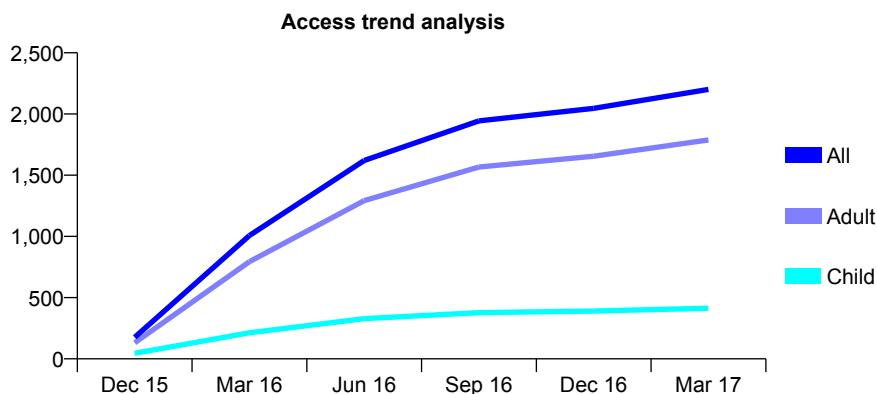
## Q54 - Vital Signs At a Glance Contract Report for 189030/0001 - Year end March 2017

Name or company name	Wordsley Dental Practice
Contract type name	GDS Contract
Purpose of contract	General
Contract start date	01/12/2015
Contract end date	

16/17 Contracted general activity (UDA)	6,934
Carry forward general activity (UDA)	0
16/17 Contracted orthodontic activity (UOA)	0
Carry forward orthodontic activity (UOA)	0
Baseline contract value	£151,273.10

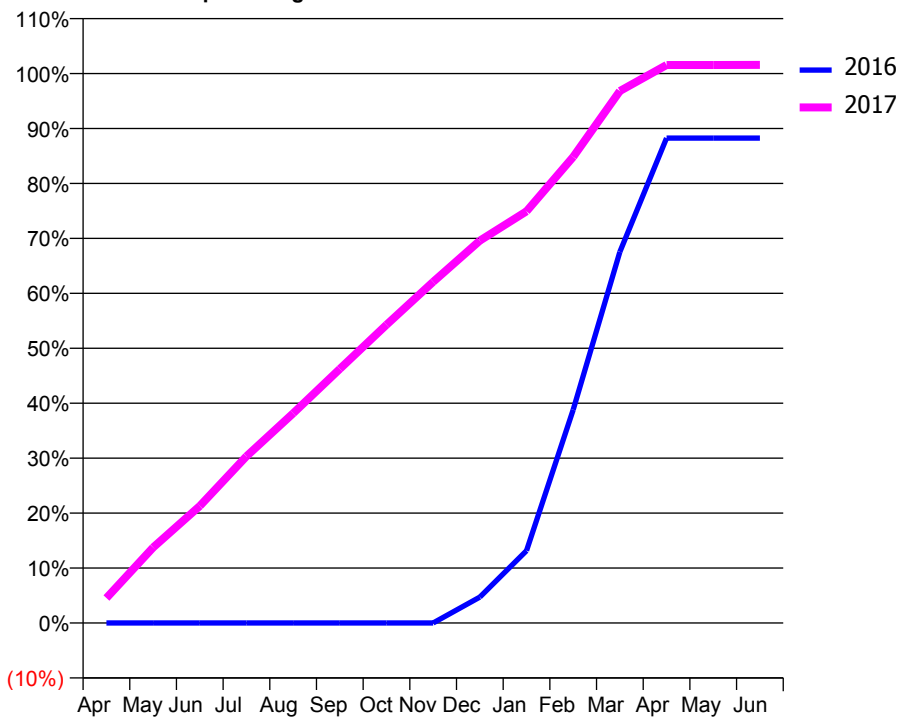
### ACCESS\*

Patients seen in 24 months	Total	Change since previous quarter
Quarter ending March 2016	1,007	
Quarter ending June 2016	1,620	↑
Quarter ending September 2016	1,944	↑
Quarter ending December 2016	2,046	↑
Quarter ending March 2017	2,201	↑
<b>Variance since March 2016</b>	<b>118.6%</b>	<b>↑</b>



### ACTIVITY

Cumulative percentage of contracted UDA delivered 2016 & 2017



Month	Adjusted Scheduled Activity (UDA)	
	2016	2017
April	0	316
May	0	953
June	0	1,476
July	0	2,104
August	0	2,647
September	0	3,207
October	0	3,763
November	0	4,306
December	109	4,825
January	304	5,196
February	897	5,882
March	1,561	6,713
April	2,040	7,042
May	2,040	7,042
June	2,040	7,043

### QUALITY

	Quantity	Base Number	Contract	AT	Region	England
% of FP17s for the same patient ID Re-attending within 3 months - Children	16	555	2.9%	10.0%	12.0%	12.3%
% of FP17s for the same patient ID Re-attending within 3 months - Adults	262	2,677	9.8%	15.4%	16.0%	16.7%
% of FP17s for the same patient ID Re-attending between 3 & 9 months - Children	162	555	29.2%	51.1%	58.8%	57.6%
% of FP17s for the same patient ID Re-attending between 3 & 9 months - Adults	1,041	2,677	38.9%	46.4%	51.2%	50.1%
% of FP17s for Band 1 Urgent Courses	148	3,171	4.7%	8.1%	8.0%	9.1%
% of FP17s Relating to Free Repair or Replacements	36	3,171	1.1%	0.7%	0.8%	0.8%
% of FP17s Relating to Continuations	63	3,171	2.0%	0.9%	1.2%	1.2%
% of Patients satisfied with the dentistry they have received	6	6	N/A	92.1%	92.7%	92.8%
% of Patients satisfied with the time they had to wait for an appointment	5	6	N/A	90.3%	89.1%	88.7%

\* This is based on patients treated on this contract for their most recent course of treatment. Figures in italics indicate the base number of FP17s or Patient Questionnaire responses are less than 100. N/A is shown where the base number of responses is less than 10 during the period. % is calculated as Quantity/Base number\*100

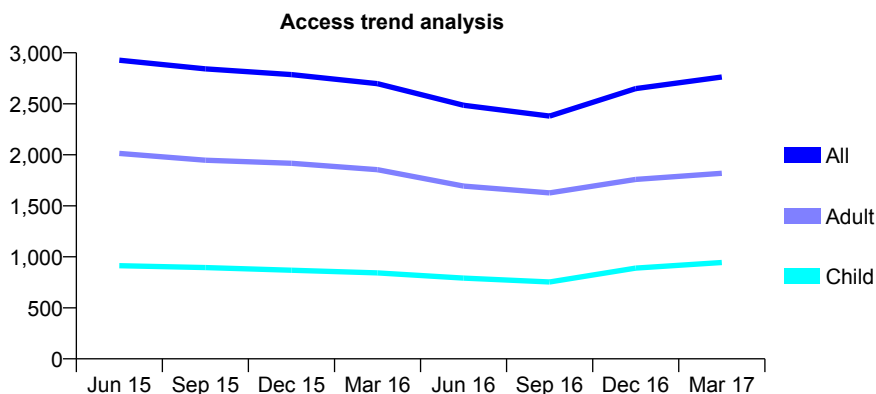
## Q54 - Vital Signs At a Glance Contract Report for 189758/0001 - Year end March 2017

Name or company name	Stratford Road Dental Surgery
Contract type name	GDS Contract
Purpose of contract	General
Contract start date	01/06/2011
Contract end date	

16/17 Contracted general activity (UDA)	14,796
Carry forward general activity (UDA)	551
16/17 Contracted orthodontic activity (UOA)	0
Carry forward orthodontic activity (UOA)	0
Baseline contract value	£398,946.67

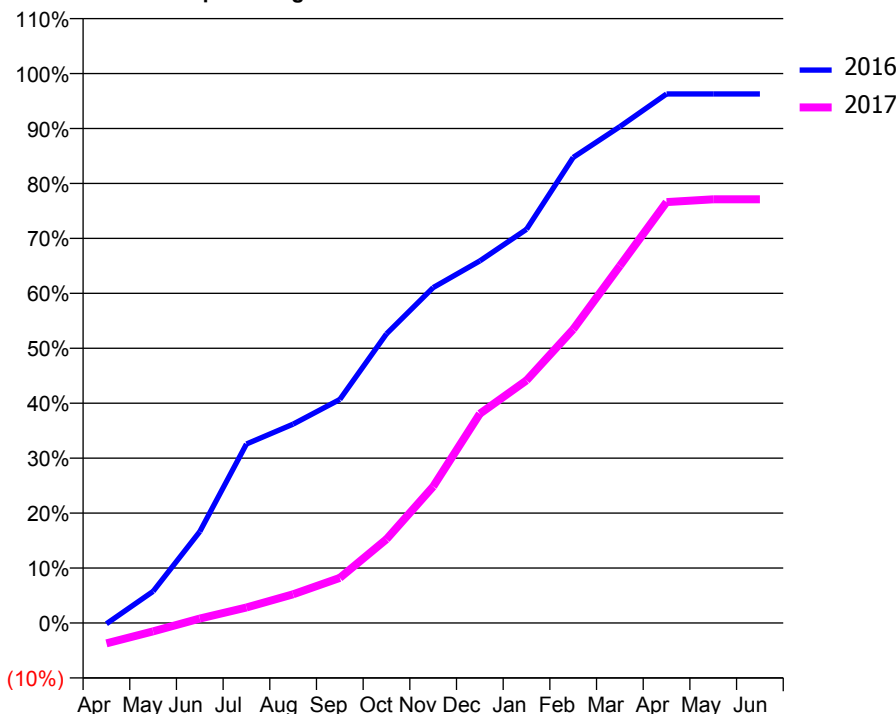
### ACCESS\*

Patients seen in 24 months	Total	Change since previous quarter
Quarter ending March 2016	2,697	
Quarter ending June 2016	2,485	↓
Quarter ending September 2016	2,380	↓
Quarter ending December 2016	2,649	↑
Quarter ending March 2017	2,763	↑
<b>Variance since March 2016</b>	<b>2.4%</b>	<b>↑</b>



### ACTIVITY

Cumulative percentage of contracted UDA delivered 2016 & 2017



Adjusted Scheduled Activity (UDA)

Month	2016	2017
April	-22	-551
May	854	-229
June	2,461	120
July	4,821	419
August	5,356	772
September	6,021	1,217
October	7,787	2,257
November	9,033	3,674
December	9,750	5,636
January	10,600	6,531
February	12,537	7,910
March	13,365	9,616
April	14,245	11,334
May	14,245	11,408
June	14,245	11,408

### QUALITY

	Quantity	Base Number	Contract	AT	Region	England
% of FP17s for the same patient ID Re-attending within 3 months - Children	36	967	3.7%	10.0%	12.0%	12.3%
% of FP17s for the same patient ID Re-attending within 3 months - Adults	212	1,854	11.4%	15.4%	16.0%	16.7%
% of FP17s for the same patient ID Re-attending between 3 & 9 months - Children	180	967	18.6%	51.1%	58.8%	57.6%
% of FP17s for the same patient ID Re-attending between 3 & 9 months - Adults	448	1,854	24.2%	46.4%	51.2%	50.1%
% of FP17s for Band 1 Urgent Courses	298	2,977	10.0%	8.1%	8.0%	9.1%
% of FP17s Relating to Free Repair or Replacements	1	2,977	0.0%	0.7%	0.8%	0.8%
% of FP17s Relating to Continuations	3	2,977	0.1%	0.9%	1.2%	1.2%
% of Patients satisfied with the dentistry they have received	2	2	N/A	92.1%	92.7%	92.8%
% of Patients satisfied with the time they had to wait for an appointment	2	2	N/A	90.3%	89.1%	88.7%

\* This is based on patients treated on this contract for their most recent course of treatment. Figures in italics indicate the base number of FP17s or Patient Questionnaire responses are less than 100. N/A is shown where the base number of responses is less than 10 during the period. % is calculated as Quantity/Base number\*100



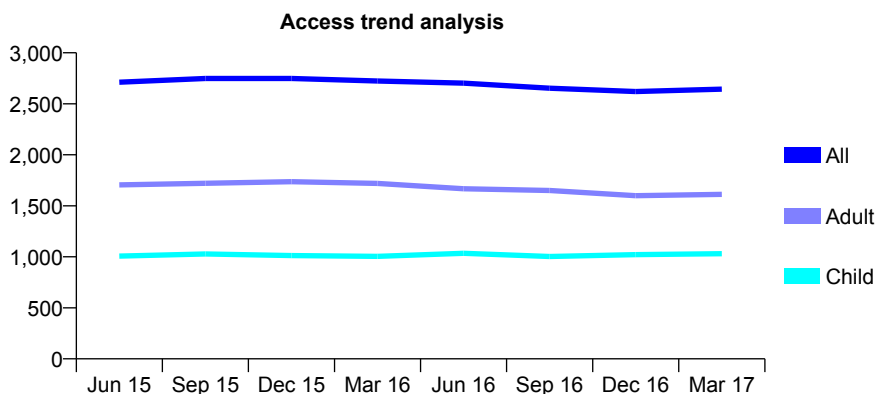
## Q54 - Vital Signs At a Glance Contract Report for 190012/0001 - Year end March 2017

Name or company name	Smile by Smile Wolverhampton
Contract type name	GDS Contract
Purpose of contract	General
Contract start date	01/10/2012
Contract end date	

16/17 Contracted general activity (UDA)	6,174
Carry forward general activity (UDA)	35
16/17 Contracted orthodontic activity (UOA)	0
Carry forward orthodontic activity (UOA)	0
Baseline contract value	£135,117.67

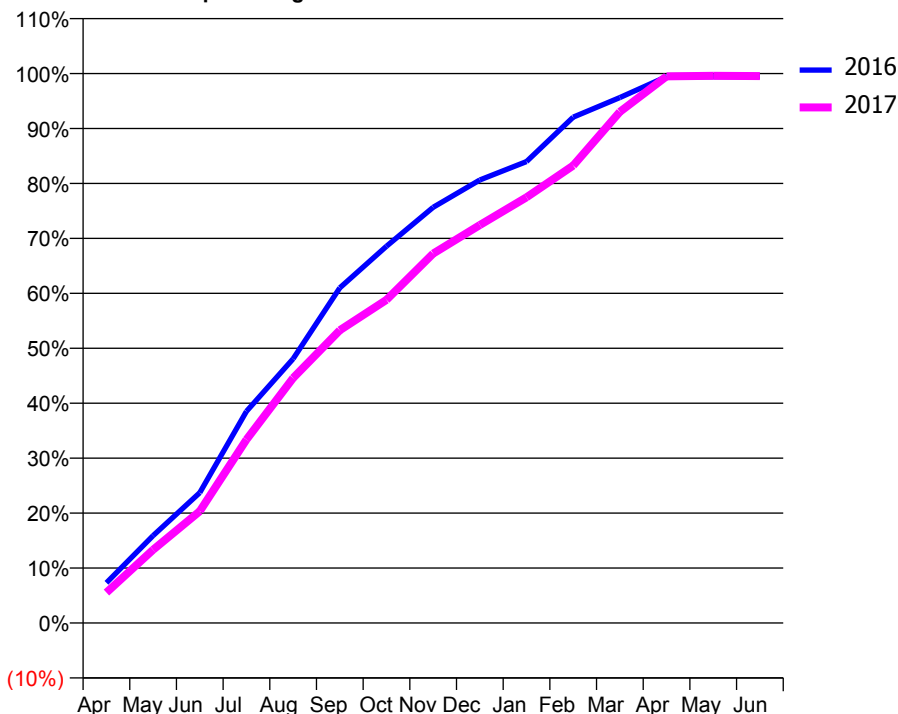
### ACCESS\*

Patients seen in 24 months	Total	Change since previous quarter
Quarter ending March 2016	2,724	
Quarter ending June 2016	2,702	→
Quarter ending September 2016	2,653	↓
Quarter ending December 2016	2,620	↓
Quarter ending March 2017	2,644	→
<b>Variance since March 2016</b>	<b>(2.9%)</b>	<b>↓</b>



### ACTIVITY

Cumulative percentage of contracted UDA delivered 2016 & 2017



Month	Adjusted Scheduled Activity (UDA)	
	2016	2017
April	452	342
May	982	824
June	1,464	1,257
July	2,378	2,061
August	2,969	2,753
September	3,765	3,290
October	4,234	3,631
November	4,671	4,151
December	4,978	4,472
January	5,185	4,783
February	5,683	5,139
March	5,904	5,743
April	6,139	6,142
May	6,139	6,148
June	6,139	6,145

### QUALITY

	Quantity	Base Number	Contract	AT	Region	England
% of FP17s for the same patient ID Re-attending within 3 months - Children	82	1,548	5.3%	10.0%	12.0%	12.3%
% of FP17s for the same patient ID Re-attending within 3 months - Adults	162	1,703	9.5%	15.4%	16.0%	16.7%
% of FP17s for the same patient ID Re-attending between 3 & 9 months - Children	989	1,548	63.9%	51.1%	58.8%	57.6%
% of FP17s for the same patient ID Re-attending between 3 & 9 months - Adults	584	1,703	34.3%	46.4%	51.2%	50.1%
% of FP17s for Band 1 Urgent Courses	160	3,274	4.9%	8.1%	8.0%	9.1%
% of FP17s Relating to Free Repair or Replacements	1	3,274	0.0%	0.7%	0.8%	0.8%
% of FP17s Relating to Continuations	1	3,274	0.0%	0.9%	1.2%	1.2%
% of Patients satisfied with the dentistry they have received	3	4	N/A	92.1%	92.7%	92.8%
% of Patients satisfied with the time they had to wait for an appointment	3	4	N/A	90.3%	89.1%	88.7%

\* This is based on patients treated on this contract for their most recent course of treatment. Figures in italics indicate the base number of FP17s or Patient Questionnaire responses are less than 100. N/A is shown where the base number of responses is less than 10 during the period. % is calculated as Quantity/Base number\*100

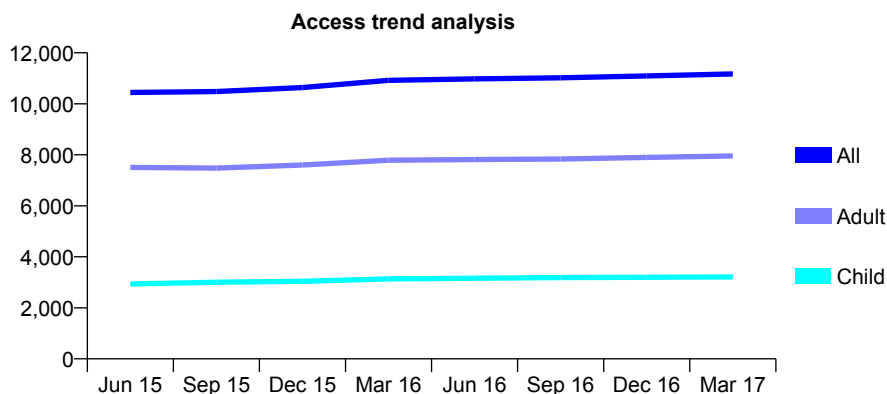
## Q54 - Vital Signs At a Glance Contract Report for 190195/0008 - Year end March 2017

Name or company name	Xeon Smiles UK Ltd
Contract type name	GDS Contract
Purpose of contract	General
Contract start date	01/04/2010
Contract end date	

16/17 Contracted general activity (UDA)	29,744
Carry forward general activity (UDA)	-388
16/17 Contracted orthodontic activity (UOA)	0
Carry forward orthodontic activity (UOA)	0
Baseline contract value	£719,601.00

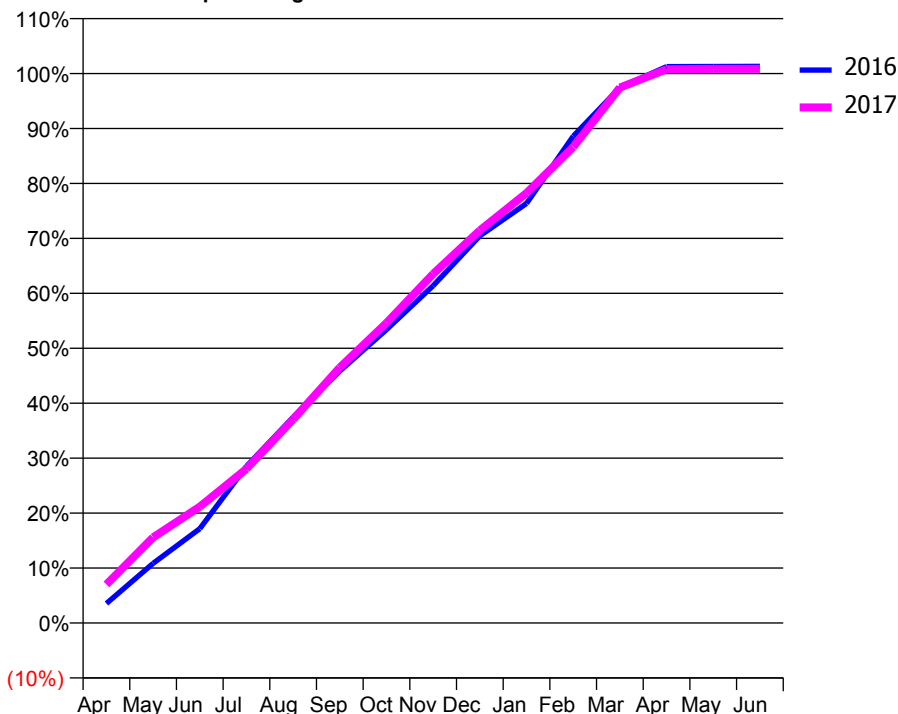
### ACCESS\*

Patients seen in 24 months	Total	Change since previous quarter
Quarter ending March 2016	10,921	
Quarter ending June 2016	10,976	→
Quarter ending September 2016	11,020	→
Quarter ending December 2016	11,095	→
Quarter ending March 2017	11,171	→
<b>Variance since March 2016</b>	<b>2.3%</b>	<b>↑</b>



### ACTIVITY

Cumulative percentage of contracted UDA delivered 2016 & 2017



Month	Adjusted Scheduled Activity (UDA)	
	2016	2017
April	1,059	2,091
May	3,230	4,635
June	5,108	6,300
July	8,483	8,348
August	11,142	11,023
September	13,635	13,837
October	15,880	16,243
November	18,256	18,898
December	20,955	21,256
January	22,714	23,272
February	26,351	25,763
March	28,986	28,986
April	30,120	29,974
May	30,126	29,995
June	30,132	29,993

### QUALITY

	Quantity	Base Number	Contract	AT	Region	England
% of FP17s for the same patient ID Re-attending within 3 months - Children	191	4,140	4.6%	10.0%	12.0%	12.3%
% of FP17s for the same patient ID Re-attending within 3 months - Adults	1,120	8,978	12.5%	15.4%	16.0%	16.7%
% of FP17s for the same patient ID Re-attending between 3 & 9 months - Children	2,264	4,140	54.7%	51.1%	58.8%	57.6%
% of FP17s for the same patient ID Re-attending between 3 & 9 months - Adults	3,829	8,978	42.6%	46.4%	51.2%	50.1%
% of FP17s for Band 1 Urgent Courses	1,123	12,996	8.6%	8.1%	8.0%	9.1%
% of FP17s Relating to Free Repair or Replacements	129	12,996	1.0%	0.7%	0.8%	0.8%
% of FP17s Relating to Continuations	32	12,996	0.2%	0.9%	1.2%	1.2%
% of Patients satisfied with the dentistry they have received	6	6	N/A	92.1%	92.7%	92.8%
% of Patients satisfied with the time they had to wait for an appointment	3	6	N/A	90.3%	89.1%	88.7%

\* This is based on patients treated on this contract for their most recent course of treatment. Figures in italics indicate the base number of FP17s or Patient Questionnaire responses are less than 100. N/A is shown where the base number of responses is less than 10 during the period. % is calculated as Quantity/Base number\*100

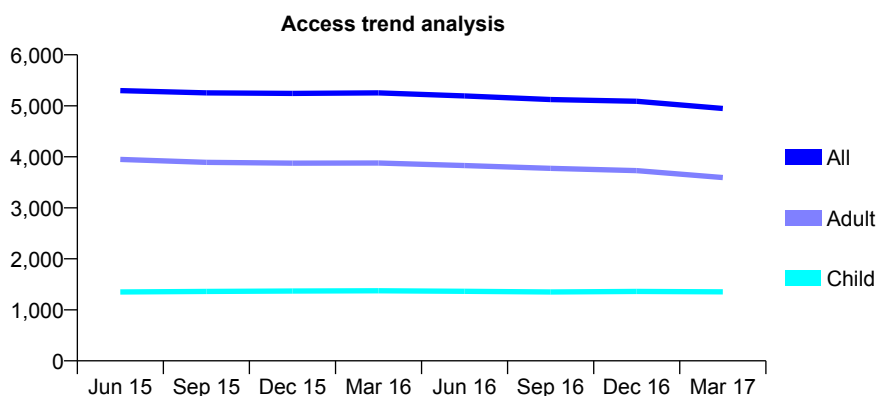
## Q54 - Vital Signs At a Glance Contract Report for 190195/0019 - Year end March 2017

Name or company name	Xeon Smiles UK Ltd
Contract type name	GDS Contract
Purpose of contract	General
Contract start date	18/07/2012
Contract end date	

16/17 Contracted general activity (UDA)	16,944
Carry forward general activity (UDA)	-185
16/17 Contracted orthodontic activity (UOA)	0
Carry forward orthodontic activity (UOA)	0
Baseline contract value	£400,504.98

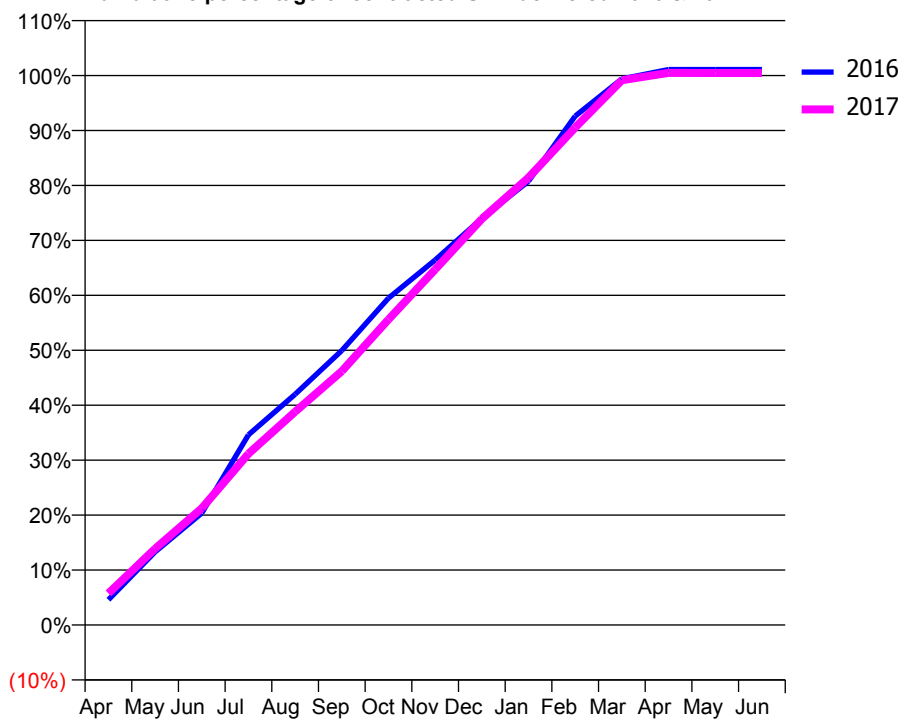
### ACCESS\*

Patients seen in 24 months	Total	Change since previous quarter
Quarter ending March 2016	5,253	
Quarter ending June 2016	5,193	↓
Quarter ending September 2016	5,124	↓
Quarter ending December 2016	5,090	→
Quarter ending March 2017	4,948	↓
<b>Variance since March 2016</b>	<b>(5.8%)</b>	<b>↓</b>



### ACTIVITY

Cumulative percentage of contracted UDA delivered 2016 & 2017



Month	Adjusted Scheduled Activity (UDA)	
	2016	2017
April	779	978
May	2,255	2,353
June	3,454	3,598
July	5,867	5,282
August	7,114	6,577
September	8,463	7,828
October	10,080	9,421
November	11,255	10,966
December	12,539	12,524
January	13,686	13,796
February	15,691	15,340
March	16,839	16,800
April	17,126	17,026
May	17,129	17,023
June	17,129	17,023

### QUALITY

	Quantity	Base Number	Contract	AT	Region	England
% of FP17s for the same patient ID Re-attending within 3 months - Children	144	2,012	7.2%	10.0%	12.0%	12.3%
% of FP17s for the same patient ID Re-attending within 3 months - Adults	1,124	4,926	22.8%	15.4%	16.0%	16.7%
% of FP17s for the same patient ID Re-attending between 3 & 9 months - Children	1,264	2,012	62.8%	51.1%	58.8%	57.6%
% of FP17s for the same patient ID Re-attending between 3 & 9 months - Adults	2,326	4,926	47.2%	46.4%	51.2%	50.1%
% of FP17s for Band 1 Urgent Courses	993	6,896	14.4%	8.1%	8.0%	9.1%
% of FP17s Relating to Free Repair or Replacements	39	6,896	0.6%	0.7%	0.8%	0.8%
% of FP17s Relating to Continuations	7	6,896	0.1%	0.9%	1.2%	1.2%
% of Patients satisfied with the dentistry they have received	4	5	N/A	92.1%	92.7%	92.8%
% of Patients satisfied with the time they had to wait for an appointment	4	5	N/A	90.3%	89.1%	88.7%

\* This is based on patients treated on this contract for their most recent course of treatment. Figures in italics indicate the base number of FP17s or Patient Questionnaire responses are less than 100. N/A is shown where the base number of responses is less than 10 during the period. % is calculated as Quantity/Base number\*100

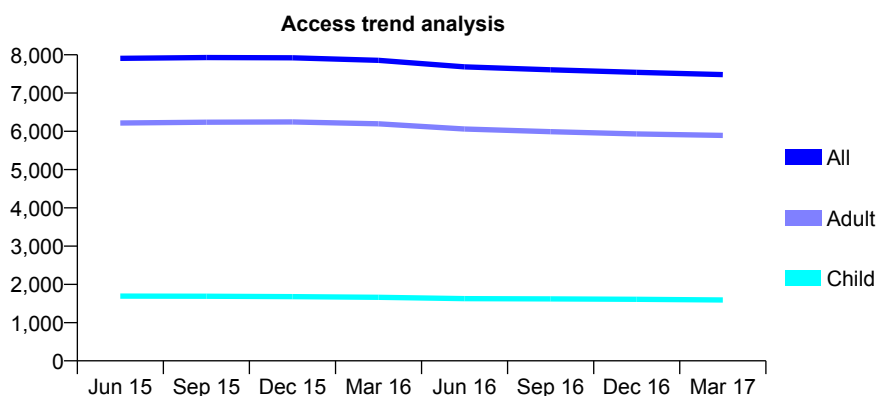
## Q54 - Vital Signs At a Glance Contract Report for 190489/0001 - Year end March 2017

Name or company name	Titley, Darby, Dehal and Associates
Contract type name	GDS Contract
Purpose of contract	General and Orthodontic
Contract start date	01/11/2011
Contract end date	

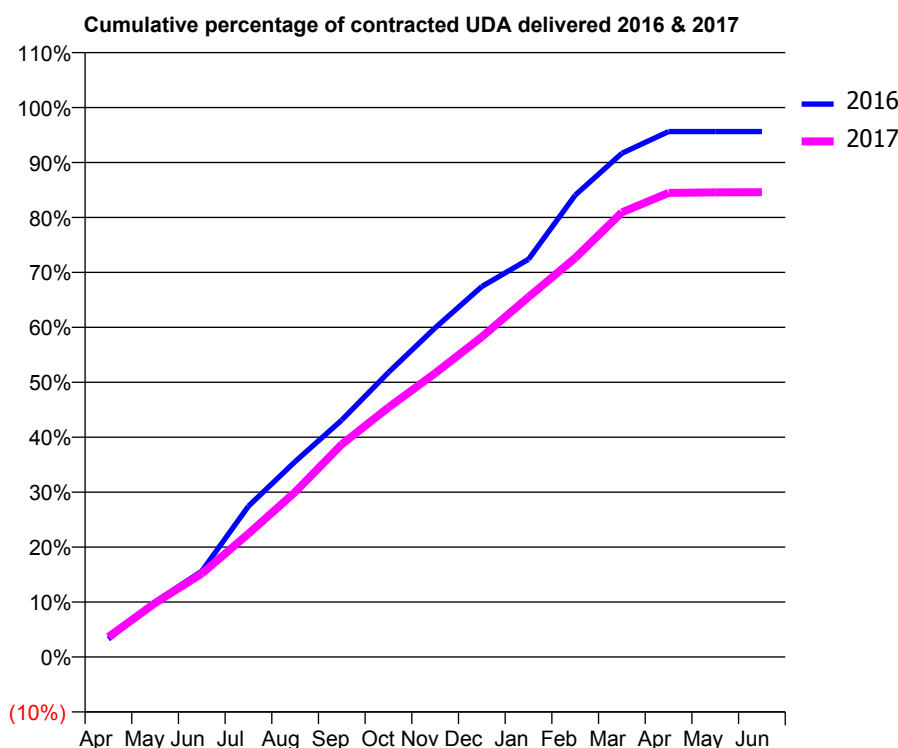
16/17 Contracted general activity (UDA)	27,023
Carry forward general activity (UDA)	0
16/17 Contracted orthodontic activity (UOA)	205
Carry forward orthodontic activity (UOA)	1
Baseline contract value	£649,204.09

### ACCESS\*

Patients seen in 24 months	Total	Change since previous quarter
Quarter ending March 2016	7,856	
Quarter ending June 2016	7,685	↓
Quarter ending September 2016	7,608	↓
Quarter ending December 2016	7,541	→
Quarter ending March 2017	7,484	→
<b>Variance since March 2016</b>	<b>(4.7%)</b>	<b>↓</b>



### ACTIVITY



Month	Adjusted Scheduled Activity (UDA)	
	2016	2017
April	883	985
May	2,715	2,654
June	4,218	4,105
July	7,422	6,062
August	9,608	8,117
September	11,658	10,464
October	13,994	12,273
November	16,185	13,960
December	18,221	15,741
January	19,558	17,703
February	22,710	19,623
March	24,773	21,867
April	25,841	22,825
May	25,842	22,853
June	25,840	22,854

### QUALITY

	Quantity	Base Number	Contract	AT	Region	England
% of FP17s for the same patient ID Re-attending within 3 months - Children	178	2,588	6.9%	10.0%	12.0%	12.3%
% of FP17s for the same patient ID Re-attending within 3 months - Adults	1,359	9,163	14.8%	15.4%	16.0%	16.7%
% of FP17s for the same patient ID Re-attending between 3 & 9 months - Children	1,737	2,588	67.1%	51.1%	58.8%	57.6%
% of FP17s for the same patient ID Re-attending between 3 & 9 months - Adults	5,713	9,163	62.3%	46.4%	51.2%	50.1%
% of FP17s for Band 1 Urgent Courses	926	11,808	7.8%	8.1%	8.0%	9.1%
% of FP17s Relating to Free Repair or Replacements	94	11,808	0.8%	0.7%	0.8%	0.8%
% of FP17s Relating to Continuations	111	11,808	0.9%	0.9%	1.2%	1.2%
% of Patients satisfied with the dentistry they have received	16	16	100.0%	92.1%	92.7%	92.8%
% of Patients satisfied with the time they had to wait for an appointment	13	16	81.3%	90.3%	89.1%	88.7%

\* This is based on patients treated on this contract for their most recent course of treatment. Figures in italics indicate the base number of FP17s or Patient Questionnaire responses are less than 100. N/A is shown where the base number of responses is less than 10 during the period. % is calculated as Quantity/Base number\*100

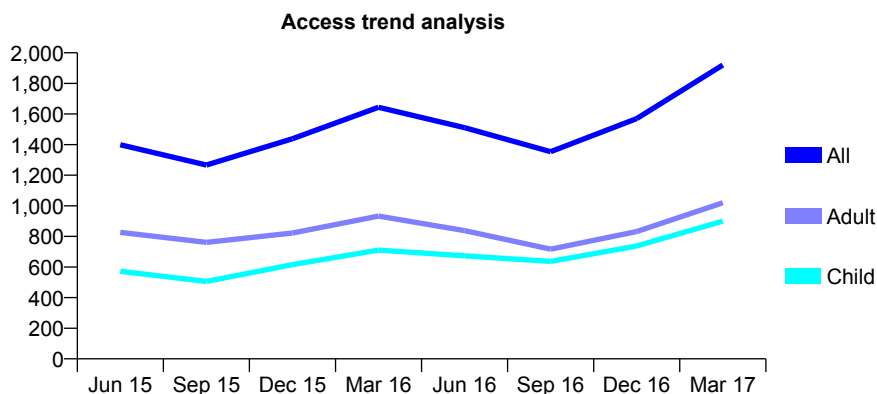
## Q54 - Vital Signs At a Glance Contract Report for 193542/0001 - Year end March 2017

Name or company name	Newtown Dental Practice
Contract type name	GDS Contract
Purpose of contract	General
Contract start date	01/07/2011
Contract end date	

16/17 Contracted general activity (UDA)	3,875
Carry forward general activity (UDA)	100
16/17 Contracted orthodontic activity (UOA)	0
Carry forward orthodontic activity (UOA)	0
Baseline contract value	£96,505.42

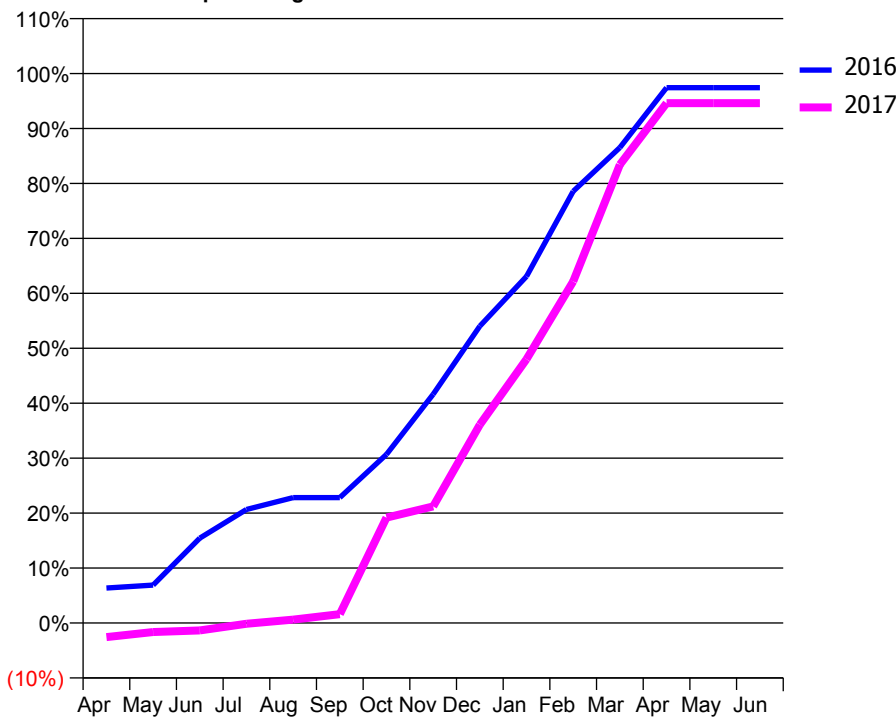
### ACCESS\*

Patients seen in 24 months	Total	Change since previous quarter
Quarter ending March 2016	1,644	
Quarter ending June 2016	1,511	↓
Quarter ending September 2016	1,354	↓
Quarter ending December 2016	1,570	↑
Quarter ending March 2017	1,920	↑
<b>Variance since March 2016</b>	<b>16.8%</b>	<b>↑</b>



### ACTIVITY

Cumulative percentage of contracted UDA delivered 2016 & 2017



Month	Adjusted Scheduled Activity (UDA)	
	2016	2017
April	247	-100
May	268	-64
June	599	-53
July	800	-6
August	884	24
September	884	62
October	1,189	744
November	1,613	823
December	2,094	1,399
January	2,444	1,860
February	3,044	2,409
March	3,352	3,233
April	3,775	3,666
May	3,775	3,666
June	3,775	3,666

### QUALITY

	Quantity	Base Number	Contract	AT	Region	England
% of FP17s for the same patient ID Re-attending within 3 months - Children	47	840	5.6%	10.0%	12.0%	12.3%
% of FP17s for the same patient ID Re-attending within 3 months - Adults	84	947	8.9%	15.4%	16.0%	16.7%
% of FP17s for the same patient ID Re-attending between 3 & 9 months - Children	133	840	15.8%	51.1%	58.8%	57.6%
% of FP17s for the same patient ID Re-attending between 3 & 9 months - Adults	155	947	16.4%	46.4%	51.2%	50.1%
% of FP17s for Band 1 Urgent Courses	130	1,746	7.4%	8.1%	8.0%	9.1%
% of FP17s Relating to Free Repair or Replacements	0	1,746	0.0%	0.7%	0.8%	0.8%
% of FP17s Relating to Continuations	17	1,746	1.0%	0.9%	1.2%	1.2%
% of Patients satisfied with the dentistry they have received	3	3	N/A	92.1%	92.7%	92.8%
% of Patients satisfied with the time they had to wait for an appointment	3	3	N/A	90.3%	89.1%	88.7%

\* This is based on patients treated on this contract for their most recent course of treatment. Figures in italics indicate the base number of FP17s or Patient Questionnaire responses are less than 100. N/A is shown where the base number of responses is less than 10 during the period. % is calculated as Quantity/Base number\*100

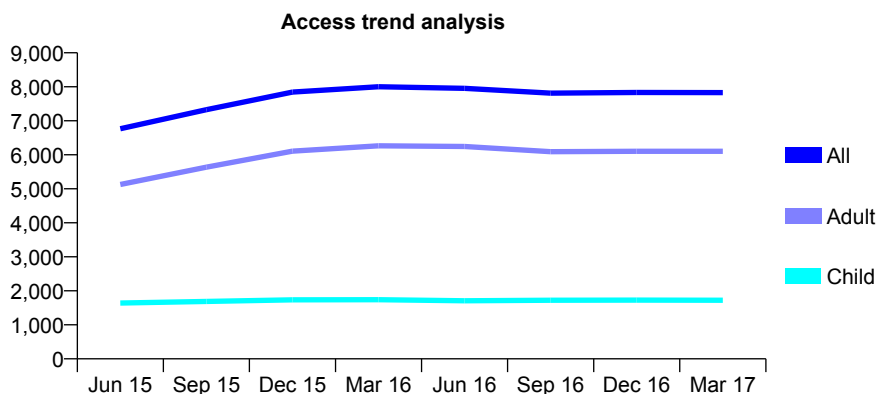
## Q54 - Vital Signs At a Glance Contract Report for 195685/0001 - Year end March 2017

Name or company name	Wolverhampton dental care
Contract type name	GDS Contract
Purpose of contract	General
Contract start date	01/04/2014
Contract end date	

16/17 Contracted general activity (UDA)	22,943
Carry forward general activity (UDA)	-459
16/17 Contracted orthodontic activity (UOA)	0
Carry forward orthodontic activity (UOA)	0
Baseline contract value	£483,296.60

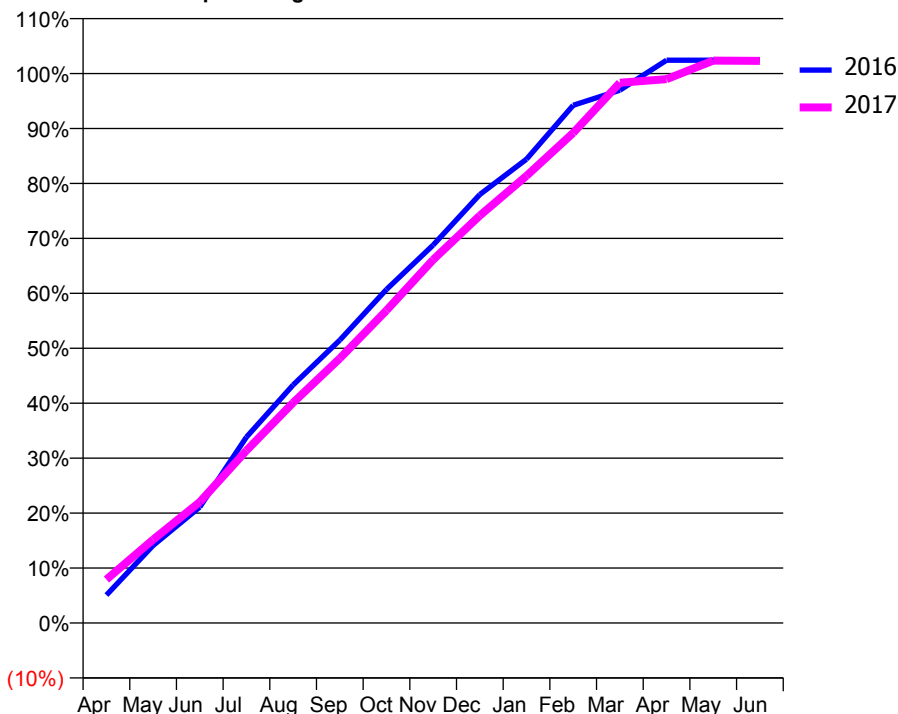
### ACCESS\*

Patients seen in 24 months	Total	Change since previous quarter
Quarter ending March 2016	8,001	
Quarter ending June 2016	7,955	→
Quarter ending September 2016	7,814	↓
Quarter ending December 2016	7,832	→
Quarter ending March 2017	7,830	→
<b>Variance since March 2016</b>	<b>(2.1%)</b>	<b>↓</b>



### ACTIVITY

Cumulative percentage of contracted UDA delivered 2016 & 2017



Adjusted Scheduled Activity (UDA)

Month	2016	2017
April	1,165	1,819
May	3,236	3,480
June	4,842	5,053
July	7,766	7,200
August	9,942	9,202
September	11,811	11,046
October	13,928	13,053
November	15,782	15,168
December	17,890	17,011
January	19,366	18,670
February	21,617	20,464
March	22,245	22,557
April	23,498	22,707
May	23,495	23,480
June	23,519	23,468

### QUALITY

	Quantity	Base Number	Contract	AT	Region	England
% of FP17s for the same patient ID Re-attending within 3 months - Children	211	2,679	7.9%	10.0%	12.0%	12.3%
% of FP17s for the same patient ID Re-attending within 3 months - Adults	1,223	7,348	16.6%	15.4%	16.0%	16.7%
% of FP17s for the same patient ID Re-attending between 3 & 9 months - Children	1,457	2,679	54.4%	51.1%	58.8%	57.6%
% of FP17s for the same patient ID Re-attending between 3 & 9 months - Adults	2,692	7,348	36.6%	46.4%	51.2%	50.1%
% of FP17s for Band 1 Urgent Courses	811	9,753	8.3%	8.1%	8.0%	9.1%
% of FP17s Relating to Free Repair or Replacements	108	9,753	1.1%	0.7%	0.8%	0.8%
% of FP17s Relating to Continuations	196	9,753	2.0%	0.9%	1.2%	1.2%
% of Patients satisfied with the dentistry they have received	6	7	N/A	92.1%	92.7%	92.8%
% of Patients satisfied with the time they had to wait for an appointment	6	7	N/A	90.3%	89.1%	88.7%

\* This is based on patients treated on this contract for their most recent course of treatment. Figures in italics indicate the base number of FP17s or Patient Questionnaire responses are less than 100. N/A is shown where the base number of responses is less than 10 during the period. % is calculated as Quantity/Base number\*100

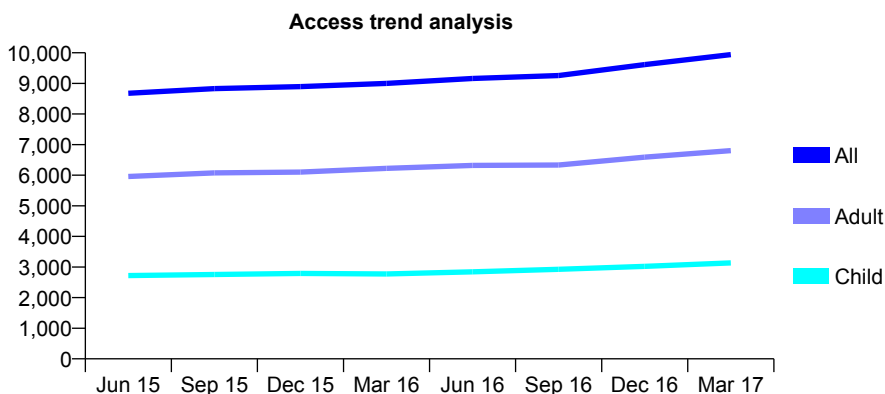
## Q54 - Vital Signs At a Glance Contract Report for 196606/0001 - Year end March 2017

Name or company name	Mr Anil Tandon and Mr Anoup Nandra
Contract type name	GDS Contract
Purpose of contract	General
Contract start date	01/04/2012
Contract end date	

16/17 Contracted general activity (UDA)	29,289
Carry forward general activity (UDA)	-586
16/17 Contracted orthodontic activity (UOA)	0
Carry forward orthodontic activity (UOA)	0
Baseline contract value	£921,061.95

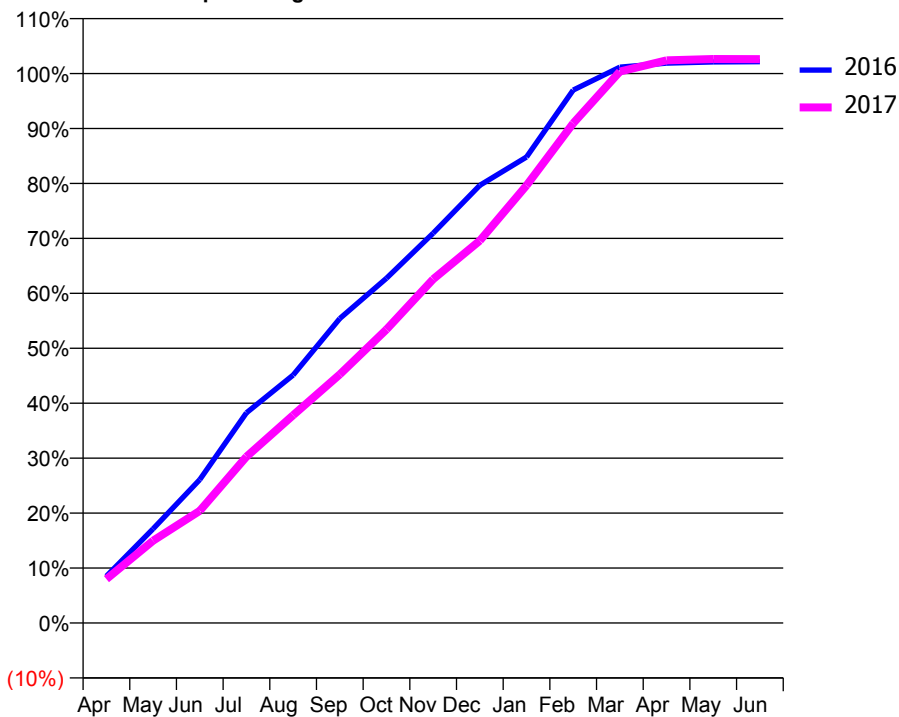
### ACCESS\*

Patients seen in 24 months	Total	Change since previous quarter
Quarter ending March 2016	8,999	
Quarter ending June 2016	9,162	→
Quarter ending September 2016	9,259	→
Quarter ending December 2016	9,613	↑
Quarter ending March 2017	9,939	↑
<b>Variance since March 2016</b>	<b>10.4%</b>	<b>↑</b>



### ACTIVITY

Cumulative percentage of contracted UDA delivered 2016 & 2017



Month	Adjusted Scheduled Activity (UDA)	
	2016	2017
April	2,497	2,340
May	5,024	4,387
June	7,647	5,983
July	11,205	8,864
August	13,217	11,080
September	16,228	13,250
October	18,375	15,644
November	20,778	18,325
December	23,328	20,384
January	24,838	23,325
February	28,403	26,634
March	29,625	29,392
April	29,842	29,987
May	29,904	30,062
June	29,916	30,053

### QUALITY

	Quantity	Base Number	Contract	AT	Region	England
% of FP17s for the same patient ID Re-attending within 3 months - Children	348	4,439	7.8%	10.0%	12.0%	12.3%
% of FP17s for the same patient ID Re-attending within 3 months - Adults	1,264	8,302	15.2%	15.4%	16.0%	16.7%
% of FP17s for the same patient ID Re-attending between 3 & 9 months - Children	2,237	4,439	50.4%	51.1%	58.8%	57.6%
% of FP17s for the same patient ID Re-attending between 3 & 9 months - Adults	3,476	8,302	41.9%	46.4%	51.2%	50.1%
% of FP17s for Band 1 Urgent Courses	1,232	11,961	10.3%	8.1%	8.0%	9.1%
% of FP17s Relating to Free Repair or Replacements	23	11,961	0.2%	0.7%	0.8%	0.8%
% of FP17s Relating to Continuations	4	11,961	0.0%	0.9%	1.2%	1.2%
% of Patients satisfied with the dentistry they have received	9	12	75.0%	92.1%	92.7%	92.8%
% of Patients satisfied with the time they had to wait for an appointment	10	12	83.3%	90.3%	89.1%	88.7%

\* This is based on patients treated on this contract for their most recent course of treatment. Figures in italics indicate the base number of FP17s or Patient Questionnaire responses are less than 100. N/A is shown where the base number of responses is less than 10 during the period. % is calculated as Quantity/Base number\*100



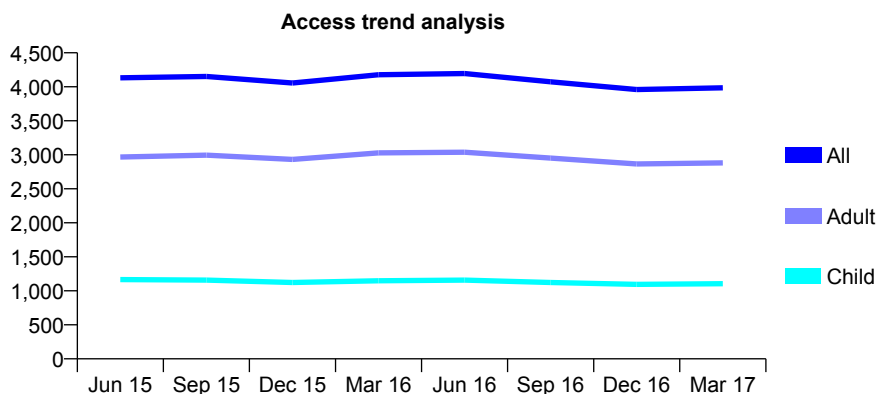
## Q54 - Vital Signs At a Glance Contract Report for 197734/0001 - Year end March 2017

Name or company name	Robinson & Dicker Dental Practice
Contract type name	GDS Contract
Purpose of contract	General
Contract start date	01/04/2006
Contract end date	

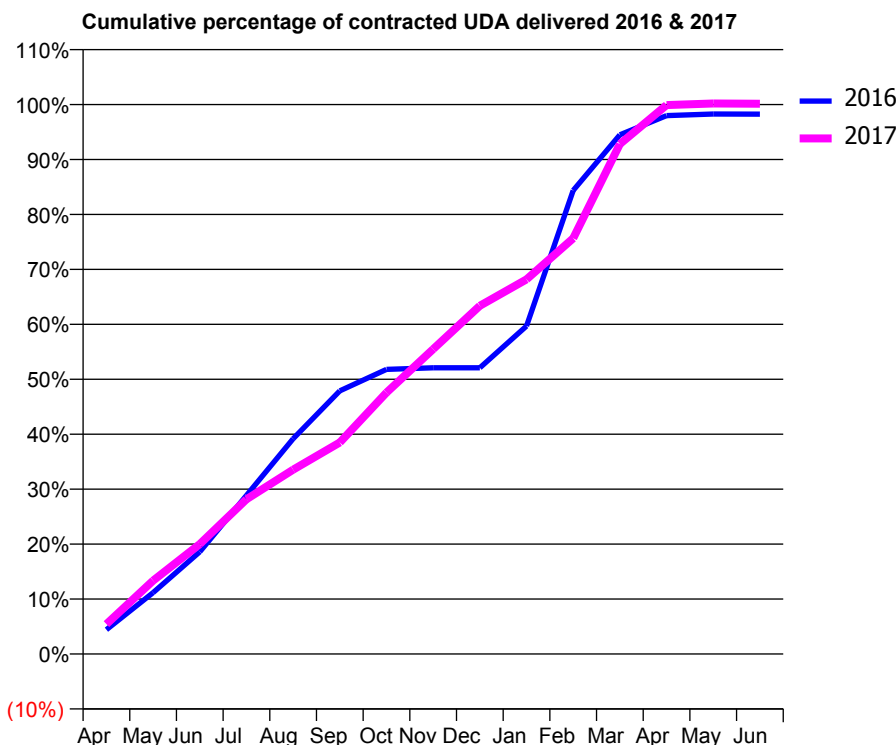
16/17 Contracted general activity (UDA)	10,906
Carry forward general activity (UDA)	0
16/17 Contracted orthodontic activity (UOA)	0
Carry forward orthodontic activity (UOA)	0
Baseline contract value	£256,134.34

### ACCESS\*

Patients seen in 24 months	Total	Change since previous quarter
Quarter ending March 2016	4,177	
Quarter ending June 2016	4,195	→
Quarter ending September 2016	4,074	↓
Quarter ending December 2016	3,960	↓
Quarter ending March 2017	3,985	→
<b>Variance since March 2016</b>	<b>(4.6%)</b>	<b>↓</b>



### ACTIVITY



Month	Adjusted Scheduled Activity (UDA)	
	2016	2017
April	484	594
May	1,220	1,458
June	2,028	2,183
July	3,148	3,071
August	4,273	3,658
September	5,224	4,199
October	5,649	5,187
November	5,680	6,050
December	5,680	6,912
January	6,510	7,435
February	9,200	8,250
March	10,305	10,122
April	10,686	10,893
May	10,717	10,925
June	10,714	10,921

### QUALITY

	Quantity	Base Number	Contract	AT	Region	England
% of FP17s for the same patient ID Re-attending within 3 months - Children	104	1,615	6.4%	10.0%	12.0%	12.3%
% of FP17s for the same patient ID Re-attending within 3 months - Adults	634	3,682	17.2%	15.4%	16.0%	16.7%
% of FP17s for the same patient ID Re-attending between 3 & 9 months - Children	982	1,615	60.8%	51.1%	58.8%	57.6%
% of FP17s for the same patient ID Re-attending between 3 & 9 months - Adults	2,027	3,682	55.1%	46.4%	51.2%	50.1%
% of FP17s for Band 1 Urgent Courses	402	5,331	7.5%	8.1%	8.0%	9.1%
% of FP17s Relating to Free Repair or Replacements	28	5,331	0.5%	0.7%	0.8%	0.8%
% of FP17s Relating to Continuations	2	5,331	0.0%	0.9%	1.2%	1.2%
% of Patients satisfied with the dentistry they have received	7	7	N/A	92.1%	92.7%	92.8%
% of Patients satisfied with the time they had to wait for an appointment	7	7	N/A	90.3%	89.1%	88.7%

\* This is based on patients treated on this contract for their most recent course of treatment. Figures in italics indicate the base number of FP17s or Patient Questionnaire responses are less than 100. N/A is shown where the base number of responses is less than 10 during the period. % is calculated as Quantity/Base number\*100

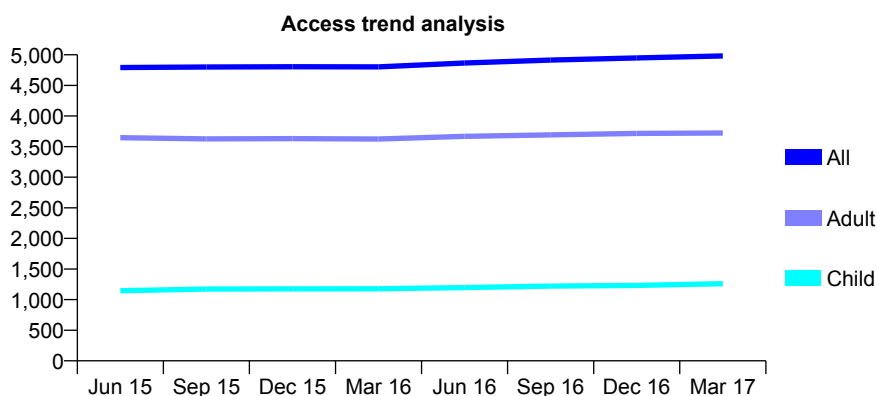
## Q54 - Vital Signs At a Glance Contract Report for 198412/0001 - Year end March 2017

Name or company name	Castle Care Dental Practice
Contract type name	GDS Contract
Purpose of contract	General
Contract start date	01/07/2010
Contract end date	

16/17 Contracted general activity (UDA)	13,080
Carry forward general activity (UDA)	-195
16/17 Contracted orthodontic activity (UOA)	0
Carry forward orthodontic activity (UOA)	0
Baseline contract value	£319,327.53

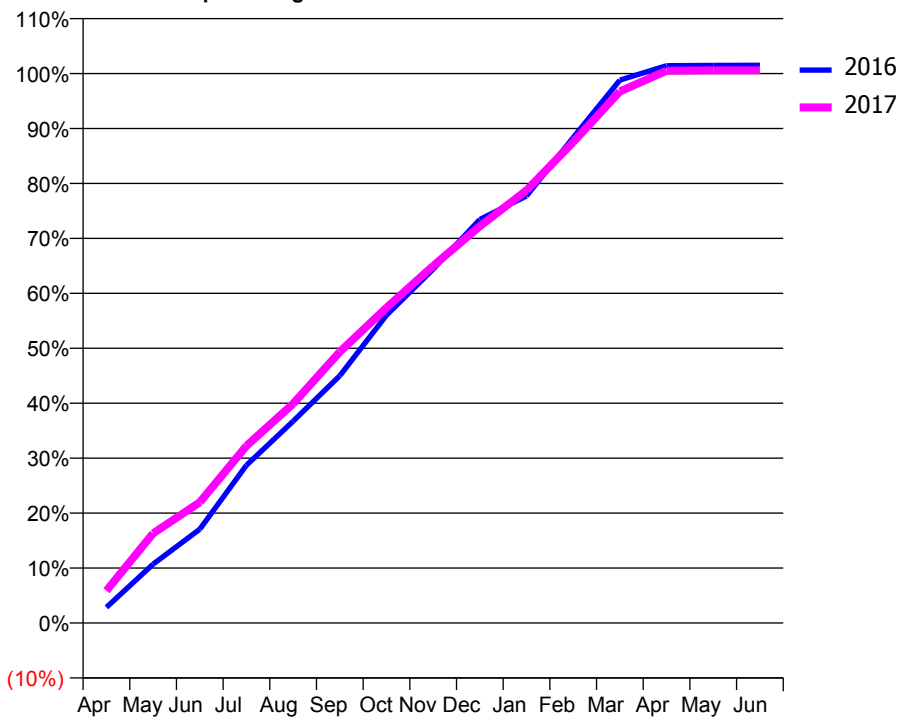
### ACCESS\*

Patients seen in 24 months	Total	Change since previous quarter
Quarter ending March 2016	4,803	
Quarter ending June 2016	4,865	→
Quarter ending September 2016	4,914	→
Quarter ending December 2016	4,948	→
Quarter ending March 2017	4,982	→
<b>Variance since March 2016</b>	<b>3.7%</b>	<b>↑</b>



### ACTIVITY

Cumulative percentage of contracted UDA delivered 2016 & 2017



Month	Adjusted Scheduled Activity (UDA)	
	2016	2017
April	374	770
May	1,403	2,133
June	2,232	2,875
July	3,756	4,217
August	4,804	5,219
September	5,885	6,455
October	7,328	7,506
November	8,422	8,501
December	9,607	9,445
January	10,164	10,298
February	11,556	11,448
March	12,924	12,654
April	13,268	13,144
May	13,274	13,155
June	13,275	13,156

### QUALITY

	Quantity	Base Number	Contract	AT	Region	England
% of FP17s for the same patient ID Re-attending within 3 months - Children	115	1,683	6.8%	10.0%	12.0%	12.3%
% of FP17s for the same patient ID Re-attending within 3 months - Adults	681	4,543	15.0%	15.4%	16.0%	16.7%
% of FP17s for the same patient ID Re-attending between 3 & 9 months - Children	861	1,683	51.2%	51.1%	58.8%	57.6%
% of FP17s for the same patient ID Re-attending between 3 & 9 months - Adults	1,888	4,543	41.6%	46.4%	51.2%	50.1%
% of FP17s for Band 1 Urgent Courses	583	6,304	9.2%	8.1%	8.0%	9.1%
% of FP17s Relating to Free Repair or Replacements	71	6,304	1.1%	0.7%	0.8%	0.8%
% of FP17s Relating to Continuations	49	6,304	0.8%	0.9%	1.2%	1.2%
% of Patients satisfied with the dentistry they have received	5	5	N/A	92.1%	92.7%	92.8%
% of Patients satisfied with the time they had to wait for an appointment	4	5	N/A	90.3%	89.1%	88.7%

\* This is based on patients treated on this contract for their most recent course of treatment. Figures in italics indicate the base number of FP17s or Patient Questionnaire responses are less than 100. N/A is shown where the base number of responses is less than 10 during the period. % is calculated as Quantity/Base number\*100

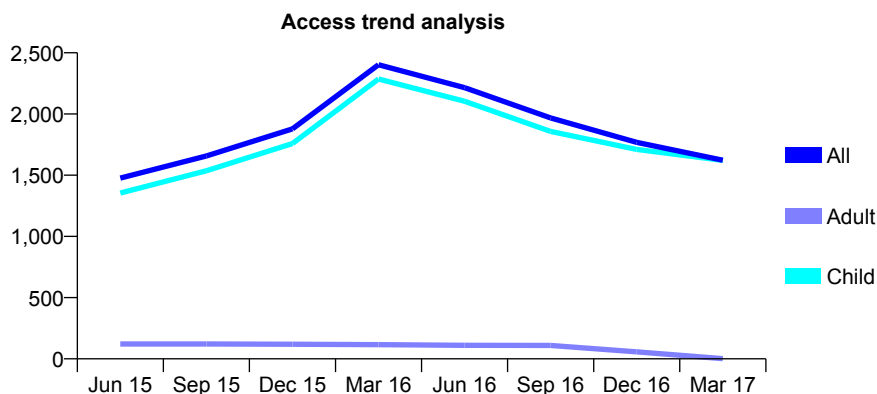
## Q54 - Vital Signs At a Glance Contract Report for 198536/0001 - Year end March 2017

Name or company name	BCHC - Walsall Mobile
Contract type name	PDS Contract
Purpose of contract	General
Contract start date	01/10/2014
Contract end date	30/09/2024

16/17 Contracted general activity (UDA)	1,687
Carry forward general activity (UDA)	0
16/17 Contracted orthodontic activity (UOA)	0
Carry forward orthodontic activity (UOA)	0
Baseline contract value	£0.00

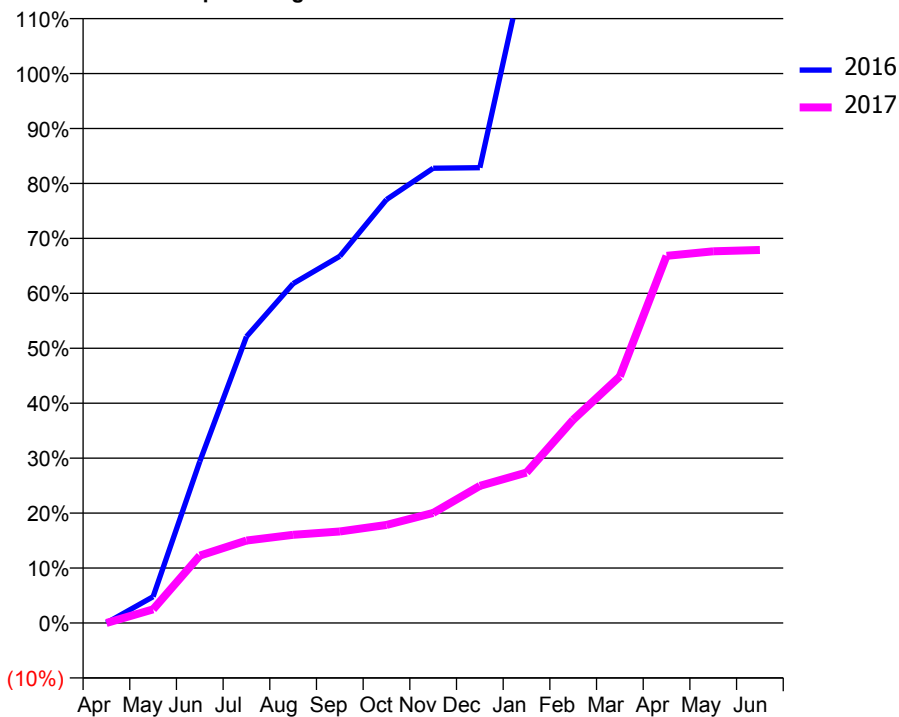
### ACCESS\*

Patients seen in 24 months	Total	Change since previous quarter
Quarter ending March 2016	2,402	
Quarter ending June 2016	2,215	↓
Quarter ending September 2016	1,968	↓
Quarter ending December 2016	1,768	↓
Quarter ending March 2017	1,623	↓
<b>Variance since March 2016</b>	<b>(32.4%)</b>	<b>↓</b>



### ACTIVITY

Cumulative percentage of contracted UDA delivered 2016 & 2017



Month	Adjusted Scheduled Activity (UDA)	
	2016	2017
April	0	0
May	81	42
June	496	207
July	879	253
August	1,042	271
September	1,126	281
October	1,300	301
November	1,396	338
December	1,398	421
January	2,042	462
February	2,378	624
March	2,633	757
April	2,757	1,127
May	2,760	1,141
June	2,816	1,145

### QUALITY

	Quantity	Base Number	Contract	AT	Region	England
% of FP17s for the same patient ID Re-attending within 3 months - Children	1	868	0.1%	10.0%	12.0%	12.3%
% of FP17s for the same patient ID Re-attending within 3 months - Adults	0	1	0.0%	15.4%	16.0%	16.7%
% of FP17s for the same patient ID Re-attending between 3 & 9 months - Children	4	868	0.5%	51.1%	58.8%	57.6%
% of FP17s for the same patient ID Re-attending between 3 & 9 months - Adults	0	1	0.0%	46.4%	51.2%	50.1%
% of FP17s for Band 1 Urgent Courses	1	1,027	0.1%	8.1%	8.0%	9.1%
% of FP17s Relating to Free Repair or Replacements	0	1,027	0.0%	0.7%	0.8%	0.8%
% of FP17s Relating to Continuations	0	1,027	0.0%	0.9%	1.2%	1.2%
% of Patients satisfied with the dentistry they have received	0	0	N/A	92.1%	92.7%	92.8%
% of Patients satisfied with the time they had to wait for an appointment	0	0	N/A	90.3%	89.1%	88.7%

\* This is based on patients treated on this contract for their most recent course of treatment. Figures in italics indicate the base number of FP17s or Patient Questionnaire responses are less than 100. N/A is shown where the base number of responses is less than 10 during the period. % is calculated as Quantity/Base number\*100

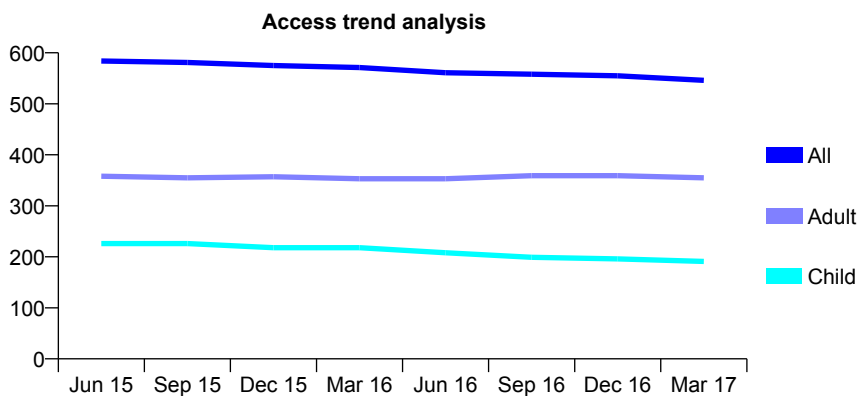
## Q54 - Vital Signs At a Glance Contract Report for 210285/0001 - Year end March 2017

Name or company name	MR MI WEBB
Contract type name	GDS Contract
Purpose of contract	General
Contract start date	01/04/2006
Contract end date	

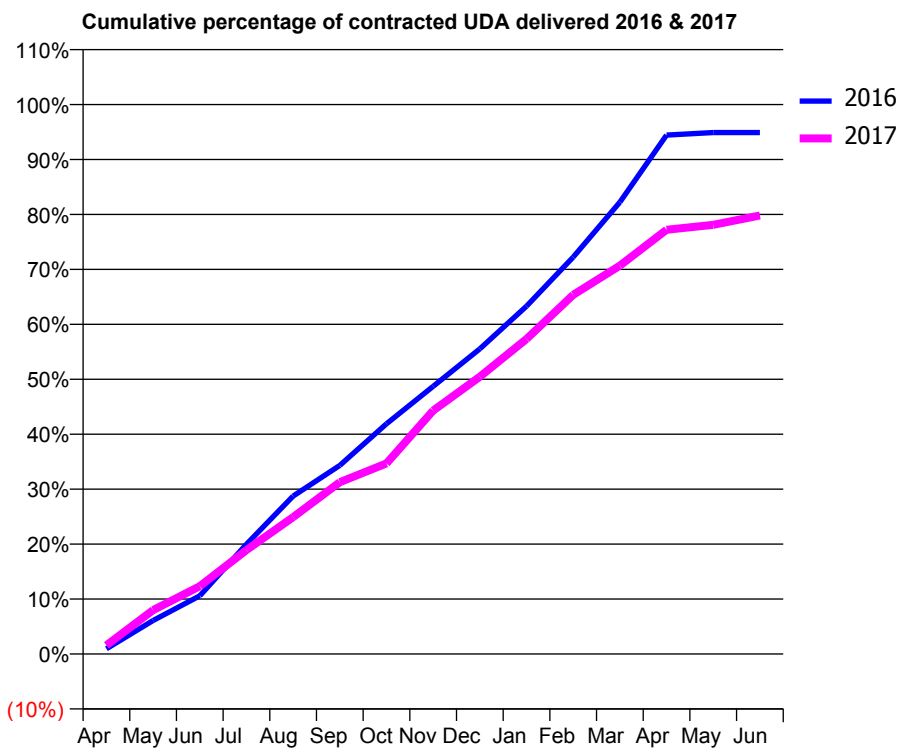
16/17 Contracted general activity (UDA)	2,000
Carry forward general activity (UDA)	0
16/17 Contracted orthodontic activity (UOA)	0
Carry forward orthodontic activity (UOA)	0
Baseline contract value	£45,282.46

### ACCESS\*

Patients seen in 24 months	Total	Change since previous quarter
Quarter ending March 2016	571	
Quarter ending June 2016	561	↓
Quarter ending September 2016	558	→
Quarter ending December 2016	555	→
Quarter ending March 2017	546	↓
<b>Variance since March 2016</b>	<b>(4.4%)</b>	<b>↓</b>



### ACTIVITY



Month	Adjusted Scheduled Activity (UDA)	
	2016	2017
April	19	32
May	122	160
June	212	247
July	400	378
August	575	498
September	687	625
October	838	694
November	974	886
December	1,111	1,009
January	1,266	1,147
February	1,445	1,307
March	1,645	1,414
April	1,889	1,544
May	1,898	1,562
June	1,898	1,596

### QUALITY

	Quantity	Base Number	Contract	AT	Region	England
% of FP17s for the same patient ID Re-attending within 3 months - Children	19	323	5.9%	10.0%	12.0%	12.3%
% of FP17s for the same patient ID Re-attending within 3 months - Adults	88	518	17.0%	15.4%	16.0%	16.7%
% of FP17s for the same patient ID Re-attending between 3 & 9 months - Children	226	323	70.0%	51.1%	58.8%	57.6%
% of FP17s for the same patient ID Re-attending between 3 & 9 months - Adults	308	518	59.5%	46.4%	51.2%	50.1%
% of FP17s for Band 1 Urgent Courses	66	819	8.1%	8.1%	8.0%	9.1%
% of FP17s Relating to Free Repair or Replacements	0	819	0.0%	0.7%	0.8%	0.8%
% of FP17s Relating to Continuations	15	819	1.8%	0.9%	1.2%	1.2%
% of Patients satisfied with the dentistry they have received	1	1	N/A	92.1%	92.7%	92.8%
% of Patients satisfied with the time they had to wait for an appointment	1	1	N/A	90.3%	89.1%	88.7%

\* This is based on patients treated on this contract for their most recent course of treatment. Figures in italics indicate the base number of FP17s or Patient Questionnaire responses are less than 100. N/A is shown where the base number of responses is less than 10 during the period. % is calculated as Quantity/Base number\*100

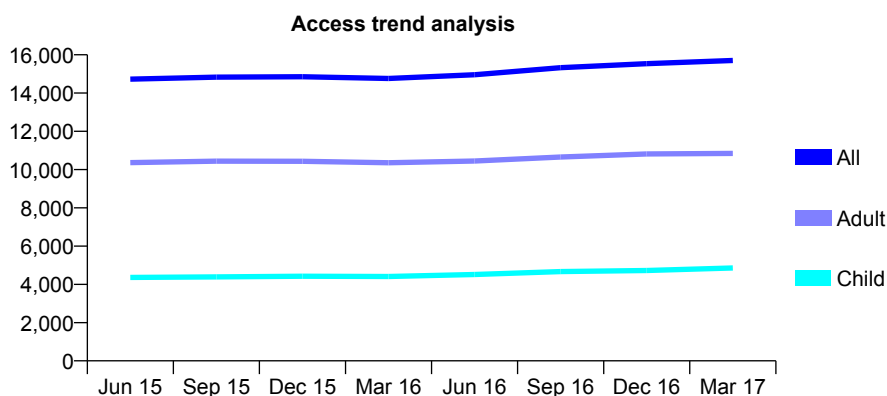
## Q54 - Vital Signs At a Glance Contract Report for 214299/0002 - Year end March 2017

Name or company name	MR JS KAINTH
Contract type name	GDS Contract
Purpose of contract	General
Contract start date	28/01/2013
Contract end date	

16/17 Contracted general activity (UDA)	39,079
Carry forward general activity (UDA)	1,322
16/17 Contracted orthodontic activity (UOA)	0
Carry forward orthodontic activity (UOA)	0
Baseline contract value	£954,129.45

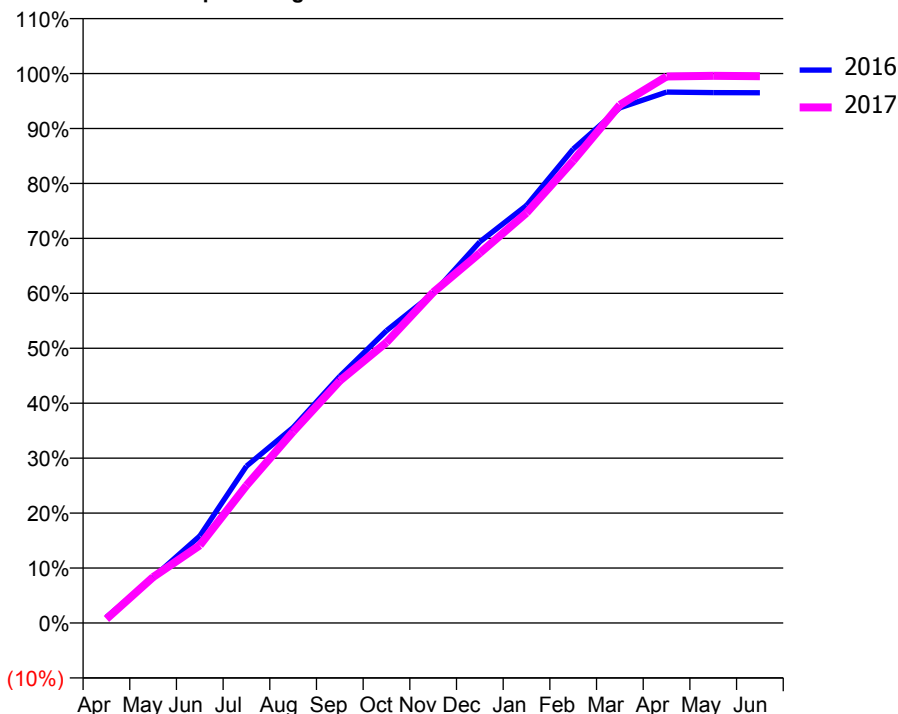
### ACCESS\*

Patients seen in 24 months	Total	Change since previous quarter
Quarter ending March 2016	14,764	
Quarter ending June 2016	14,958	→
Quarter ending September 2016	15,330	↑
Quarter ending December 2016	15,538	→
Quarter ending March 2017	15,701	→
<b>Variance since March 2016</b>	<b>6.3%</b>	<b>↑</b>



### ACTIVITY

Cumulative percentage of contracted UDA delivered 2016 & 2017



Adjusted Scheduled Activity (UDA)

Month	2016	2017
April	402	291
May	3,143	3,269
June	5,982	5,519
July	10,785	9,786
August	13,442	13,614
September	16,963	17,231
October	20,096	19,956
November	22,657	23,514
December	26,208	26,315
January	28,709	29,170
February	32,583	32,876
March	35,418	36,852
April	36,503	38,866
May	36,468	38,912
June	36,457	38,891

### QUALITY

	Quantity	Base Number	Contract	AT	Region	England
% of FP17s for the same patient ID Re-attending within 3 months - Children	267	5,574	4.8%	10.0%	12.0%	12.3%
% of FP17s for the same patient ID Re-attending within 3 months - Adults	1,361	11,566	11.8%	15.4%	16.0%	16.7%
% of FP17s for the same patient ID Re-attending between 3 & 9 months - Children	2,213	5,574	39.7%	51.1%	58.8%	57.6%
% of FP17s for the same patient ID Re-attending between 3 & 9 months - Adults	4,100	11,566	35.4%	46.4%	51.2%	50.1%
% of FP17s for Band 1 Urgent Courses	1,644	17,403	9.4%	8.1%	8.0%	9.1%
% of FP17s Relating to Free Repair or Replacements	144	17,403	0.8%	0.7%	0.8%	0.8%
% of FP17s Relating to Continuations	223	17,403	1.3%	0.9%	1.2%	1.2%
% of Patients satisfied with the dentistry they have received	14	15	93.3%	92.1%	92.7%	92.8%
% of Patients satisfied with the time they had to wait for an appointment	14	15	93.3%	90.3%	89.1%	88.7%

\* This is based on patients treated on this contract for their most recent course of treatment. Figures in italics indicate the base number of FP17s or Patient Questionnaire responses are less than 100. N/A is shown where the base number of responses is less than 10 during the period. % is calculated as Quantity/Base number\*100

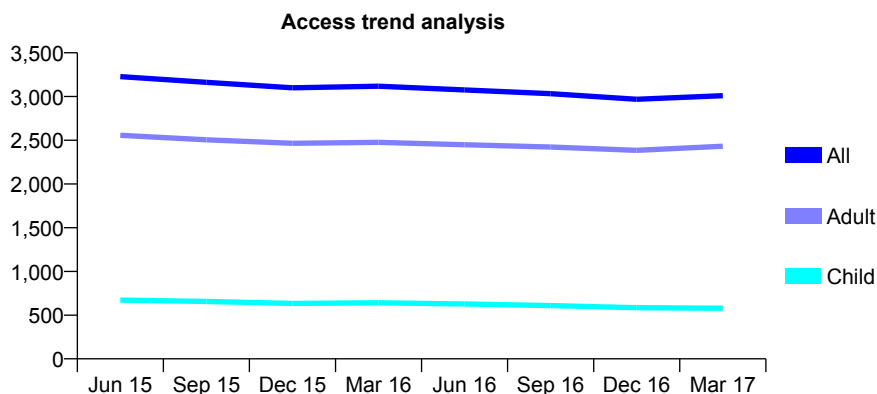
## Q54 - Vital Signs At a Glance Contract Report for 215465/0001 - Year end March 2017

Name or company name	MR GM SMITH
Contract type name	GDS Contract
Purpose of contract	General
Contract start date	01/04/2006
Contract end date	

16/17 Contracted general activity (UDA)	9,458
Carry forward general activity (UDA)	308
16/17 Contracted orthodontic activity (UOA)	0
Carry forward orthodontic activity (UOA)	0
Baseline contract value	£219,495.73

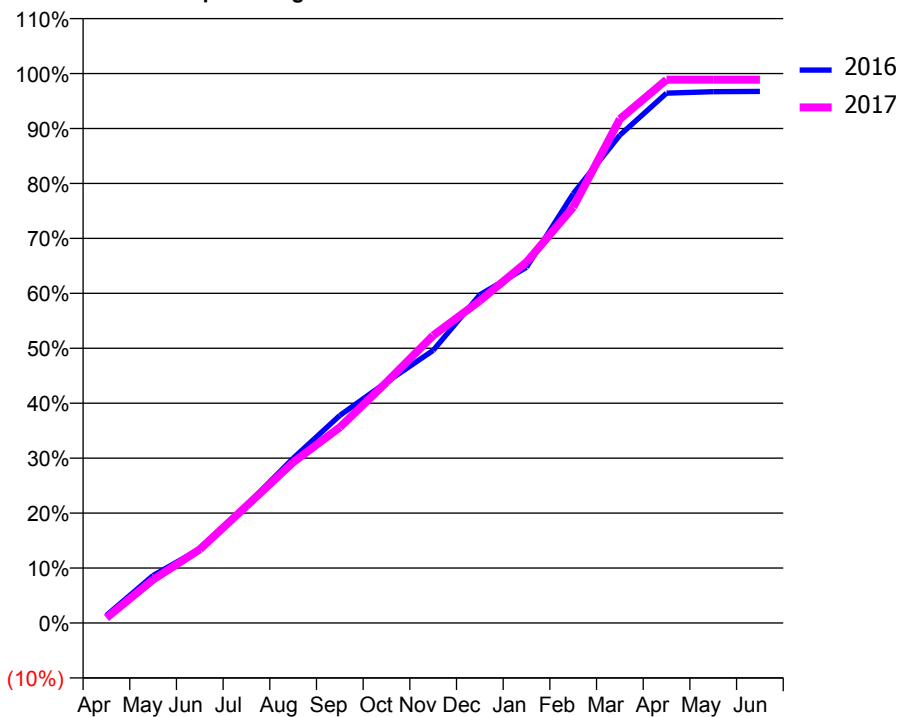
### ACCESS\*

Patients seen in 24 months	Total	Change since previous quarter
Quarter ending March 2016	3,118	
Quarter ending June 2016	3,076	↓
Quarter ending September 2016	3,032	↓
Quarter ending December 2016	2,969	↓
Quarter ending March 2017	3,010	→
<b>Variance since March 2016</b>	<b>(3.5%)</b>	<b>↓</b>



### ACTIVITY

Cumulative percentage of contracted UDA delivered 2016 & 2017



Month	Adjusted Scheduled Activity (UDA)	
	2016	2017
April	133	88
May	818	748
June	1,276	1,267
July	2,025	2,014
August	2,836	2,767
September	3,572	3,368
October	4,147	4,143
November	4,694	4,950
December	5,649	5,546
January	6,121	6,211
February	7,390	7,158
March	8,396	8,675
April	9,119	9,353
May	9,145	9,353
June	9,150	9,353

### QUALITY

	Quantity	Base Number	Contract	AT	Region	England
% of FP17s for the same patient ID Re-attending within 3 months - Children	62	784	7.9%	10.0%	12.0%	12.3%
% of FP17s for the same patient ID Re-attending within 3 months - Adults	726	3,428	21.2%	15.4%	16.0%	16.7%
% of FP17s for the same patient ID Re-attending between 3 & 9 months - Children	331	784	42.2%	51.1%	58.8%	57.6%
% of FP17s for the same patient ID Re-attending between 3 & 9 months - Adults	1,309	3,428	38.2%	46.4%	51.2%	50.1%
% of FP17s for Band 1 Urgent Courses	483	4,156	11.6%	8.1%	8.0%	9.1%
% of FP17s Relating to Free Repair or Replacements	50	4,156	1.2%	0.7%	0.8%	0.8%
% of FP17s Relating to Continuations	125	4,156	3.0%	0.9%	1.2%	1.2%
% of Patients satisfied with the dentistry they have received	5	5	N/A	92.1%	92.7%	92.8%
% of Patients satisfied with the time they had to wait for an appointment	5	5	N/A	90.3%	89.1%	88.7%

\* This is based on patients treated on this contract for their most recent course of treatment. Figures in italics indicate the base number of FP17s or Patient Questionnaire responses are less than 100. N/A is shown where the base number of responses is less than 10 during the period. % is calculated as Quantity/Base number\*100

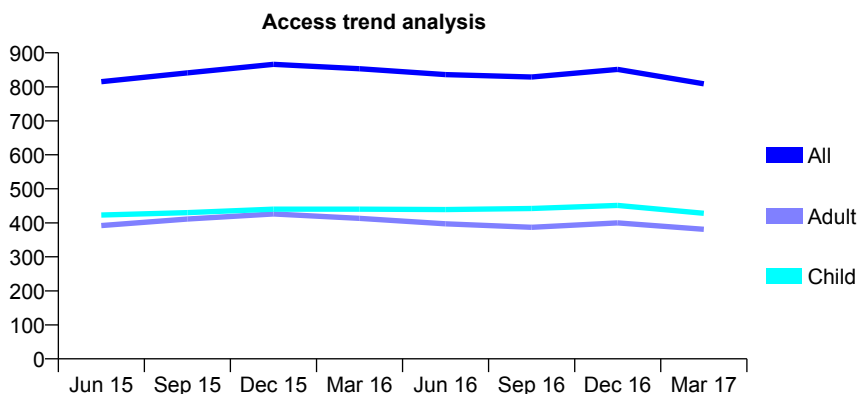
## Q54 - Vital Signs At a Glance Contract Report for 215732/0001 - Year end March 2017

Name or company name	Hall Green Dental Practice
Contract type name	GDS Contract
Purpose of contract	General
Contract start date	01/04/2006
Contract end date	

16/17 Contracted general activity (UDA)	2,225
Carry forward general activity (UDA)	-28
16/17 Contracted orthodontic activity (UOA)	0
Carry forward orthodontic activity (UOA)	0
Baseline contract value	£54,680.84

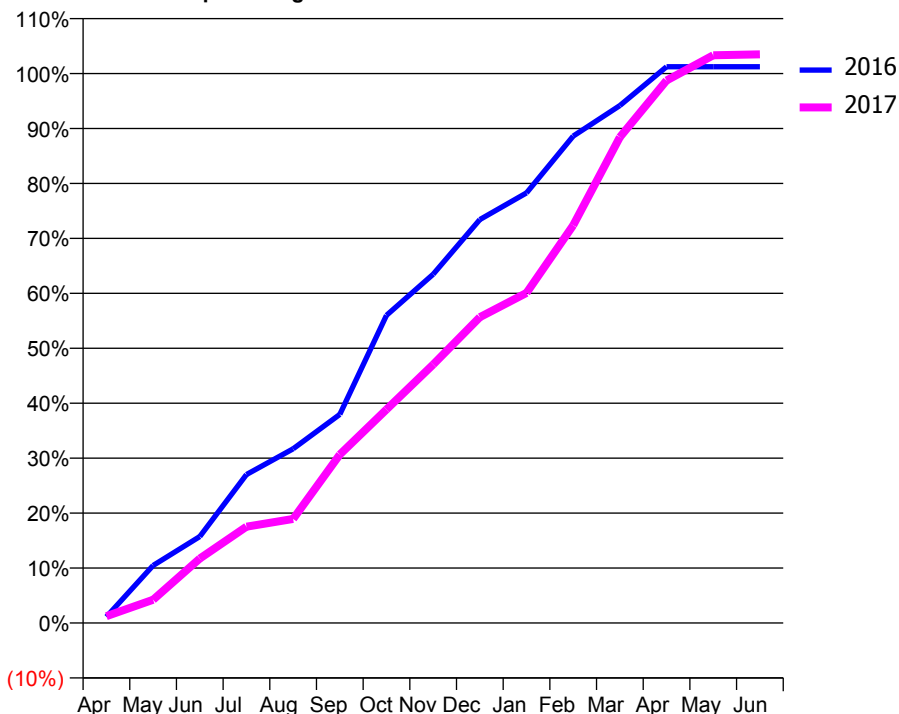
### ACCESS\*

Patients seen in 24 months	Total	Change since previous quarter
Quarter ending March 2016	853	
Quarter ending June 2016	836	↓
Quarter ending September 2016	829	→
Quarter ending December 2016	851	↑
Quarter ending March 2017	809	↓
<b>Variance since March 2016</b>	<b>(5.2%)</b>	<b>↓</b>



### ACTIVITY

Cumulative percentage of contracted UDA delivered 2016 & 2017



Month	Adjusted Scheduled Activity (UDA)	
	2016	2017
April	25	28
May	233	94
June	350	261
July	601	390
August	705	421
September	845	682
October	1,246	865
November	1,412	1,047
December	1,633	1,238
January	1,742	1,337
February	1,971	1,610
March	2,095	1,967
April	2,253	2,197
May	2,253	2,299
June	2,253	2,303

### QUALITY

	Quantity	Base Number	Contract	AT	Region	England
% of FP17s for the same patient ID Re-attending within 3 months - Children	19	636	3.0%	10.0%	12.0%	12.3%
% of FP17s for the same patient ID Re-attending within 3 months - Adults	16	313	5.1%	15.4%	16.0%	16.7%
% of FP17s for the same patient ID Re-attending between 3 & 9 months - Children	408	636	64.2%	51.1%	58.8%	57.6%
% of FP17s for the same patient ID Re-attending between 3 & 9 months - Adults	118	313	37.7%	46.4%	51.2%	50.1%
% of FP17s for Band 1 Urgent Courses	38	965	3.9%	8.1%	8.0%	9.1%
% of FP17s Relating to Free Repair or Replacements	0	965	0.0%	0.7%	0.8%	0.8%
% of FP17s Relating to Continuations	0	965	0.0%	0.9%	1.2%	1.2%
% of Patients satisfied with the dentistry they have received	0	0	N/A	92.1%	92.7%	92.8%
% of Patients satisfied with the time they had to wait for an appointment	0	0	N/A	90.3%	89.1%	88.7%

\* This is based on patients treated on this contract for their most recent course of treatment. Figures in italics indicate the base number of FP17s or Patient Questionnaire responses are less than 100. N/A is shown where the base number of responses is less than 10 during the period. % is calculated as Quantity/Base number\*100



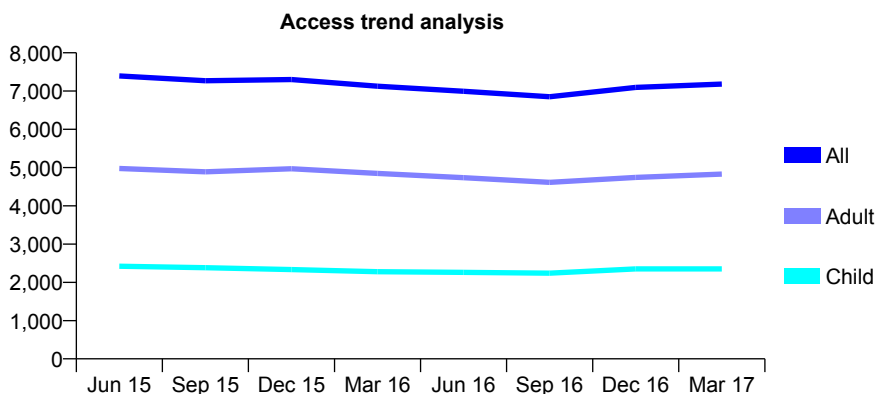
## Q54 - Vital Signs At a Glance Contract Report for 219916/0001 - Year end March 2017

Name or company name	MR M KHOJA
Contract type name	GDS Contract
Purpose of contract	General
Contract start date	01/04/2006
Contract end date	

16/17 Contracted general activity (UDA)	22,689
Carry forward general activity (UDA)	82
16/17 Contracted orthodontic activity (UOA)	0
Carry forward orthodontic activity (UOA)	0
Baseline contract value	£594,097.84

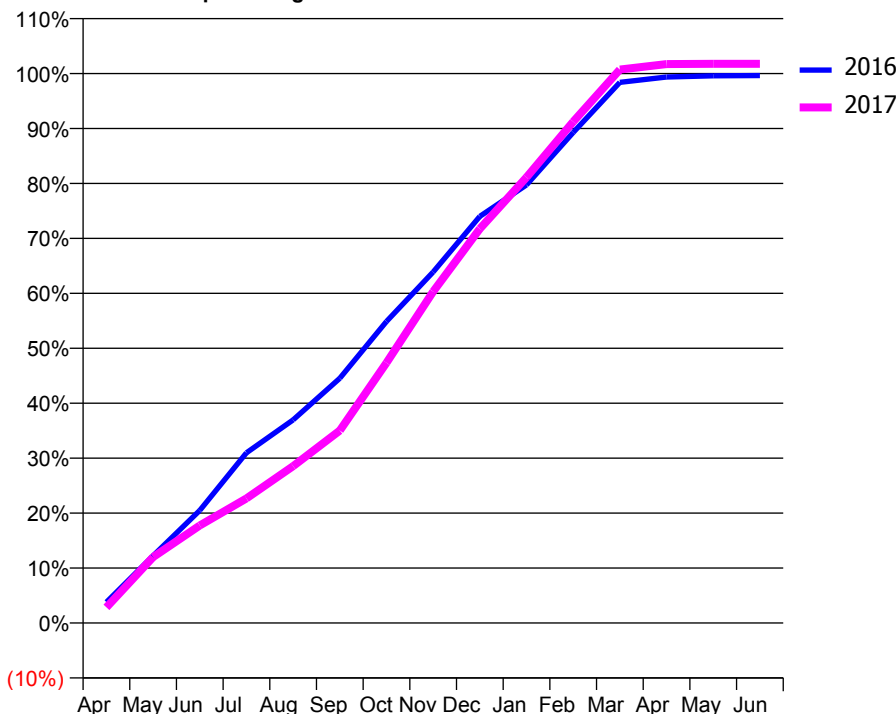
### ACCESS\*

Patients seen in 24 months	Total	Change since previous quarter
Quarter ending March 2016	7,126	
Quarter ending June 2016	6,996	↓
Quarter ending September 2016	6,851	↓
Quarter ending December 2016	7,095	↑
Quarter ending March 2017	7,181	→
<b>Variance since March 2016</b>	<b>0.8%</b>	<b>→</b>



### ACTIVITY

Cumulative percentage of contracted UDA delivered 2016 & 2017



Adjusted Scheduled Activity (UDA)

Month	2016	2017
April	864	648
May	2,777	2,725
June	4,651	4,027
July	7,027	5,145
August	8,389	6,476
September	10,108	7,949
October	12,454	10,745
November	14,492	13,683
December	16,788	16,278
January	18,089	18,405
February	20,254	20,697
March	22,325	22,855
April	22,542	23,080
May	22,596	23,090
June	22,607	23,090

### QUALITY

	Quantity	Base Number	Contract	AT	Region	England
% of FP17s for the same patient ID Re-attending within 3 months - Children	234	2,729	8.6%	10.0%	12.0%	12.3%
% of FP17s for the same patient ID Re-attending within 3 months - Adults	1,164	5,591	20.8%	15.4%	16.0%	16.7%
% of FP17s for the same patient ID Re-attending between 3 & 9 months - Children	898	2,729	32.9%	51.1%	58.8%	57.6%
% of FP17s for the same patient ID Re-attending between 3 & 9 months - Adults	1,722	5,591	30.8%	46.4%	51.2%	50.1%
% of FP17s for Band 1 Urgent Courses	1,260	8,267	15.2%	8.1%	8.0%	9.1%
% of FP17s Relating to Free Repair or Replacements	47	8,267	0.6%	0.7%	0.8%	0.8%
% of FP17s Relating to Continuations	9	8,267	0.1%	0.9%	1.2%	1.2%
% of Patients satisfied with the dentistry they have received	5	5	N/A	92.1%	92.7%	92.8%
% of Patients satisfied with the time they had to wait for an appointment	4	5	N/A	90.3%	89.1%	88.7%

\* This is based on patients treated on this contract for their most recent course of treatment. Figures in italics indicate the base number of FP17s or Patient Questionnaire responses are less than 100. N/A is shown where the base number of responses is less than 10 during the period. % is calculated as Quantity/Base number\*100

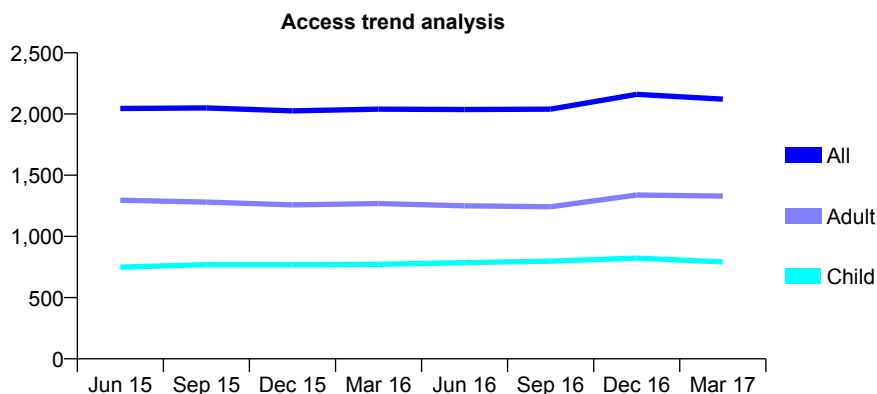
## Q54 - Vital Signs At a Glance Contract Report for 219916/0002 - Year end March 2017

Name or company name	MR M KHOJA
Contract type name	GDS Contract
Purpose of contract	General
Contract start date	01/04/2006
Contract end date	

16/17 Contracted general activity (UDA)	5,632
Carry forward general activity (UDA)	3
16/17 Contracted orthodontic activity (UOA)	0
Carry forward orthodontic activity (UOA)	0
Baseline contract value	£151,704.50

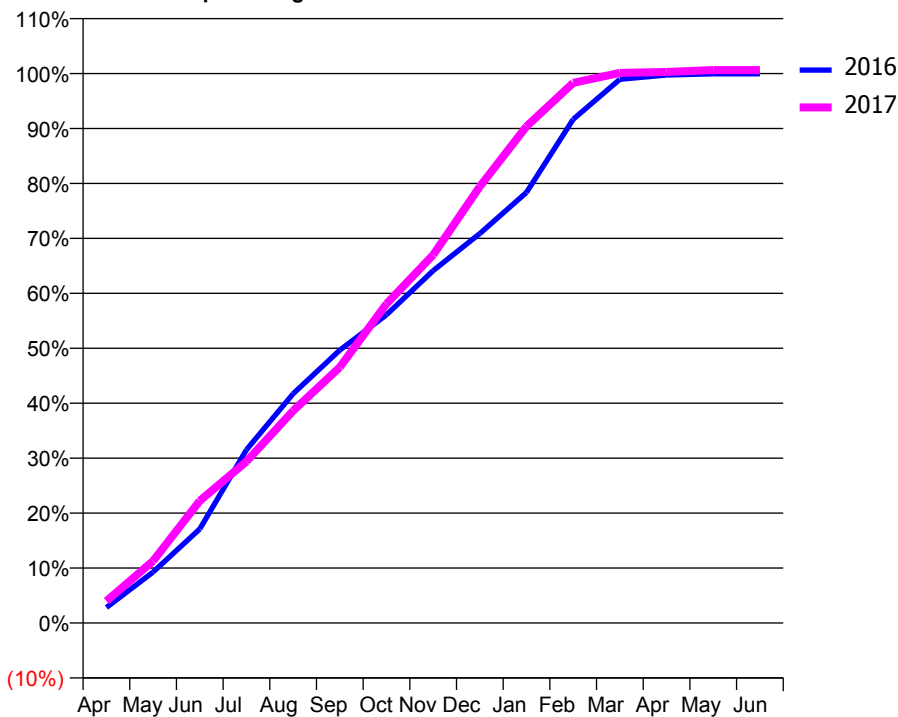
### ACCESS\*

Patients seen in 24 months	Total	Change since previous quarter
Quarter ending March 2016	2,040	
Quarter ending June 2016	2,036	→
Quarter ending September 2016	2,040	→
Quarter ending December 2016	2,161	↑
Quarter ending March 2017	2,121	↓
<b>Variance since March 2016</b>	<b>4.0%</b>	<b>↑</b>



### ACTIVITY

Cumulative percentage of contracted UDA delivered 2016 & 2017



Month	Adjusted Scheduled Activity (UDA)	
	2016	2017
April	159	225
May	522	636
June	964	1,252
July	1,776	1,655
August	2,350	2,175
September	2,797	2,621
October	3,159	3,272
November	3,611	3,773
December	3,991	4,474
January	4,414	5,091
February	5,162	5,536
March	5,573	5,638
April	5,617	5,648
May	5,629	5,667
June	5,629	5,667

### QUALITY

	Quantity	Base Number	Contract	AT	Region	England
% of FP17s for the same patient ID Re-attending within 3 months - Children	103	945	10.9%	10.0%	12.0%	12.3%
% of FP17s for the same patient ID Re-attending within 3 months - Adults	277	1,511	18.3%	15.4%	16.0%	16.7%
% of FP17s for the same patient ID Re-attending between 3 & 9 months - Children	375	945	39.7%	51.1%	58.8%	57.6%
% of FP17s for the same patient ID Re-attending between 3 & 9 months - Adults	519	1,511	34.3%	46.4%	51.2%	50.1%
% of FP17s for Band 1 Urgent Courses	332	2,461	13.5%	8.1%	8.0%	9.1%
% of FP17s Relating to Free Repair or Replacements	17	2,461	0.7%	0.7%	0.8%	0.8%
% of FP17s Relating to Continuations	1	2,461	0.0%	0.9%	1.2%	1.2%
% of Patients satisfied with the dentistry they have received	0	0	N/A	92.1%	92.7%	92.8%
% of Patients satisfied with the time they had to wait for an appointment	0	0	N/A	90.3%	89.1%	88.7%

\* This is based on patients treated on this contract for their most recent course of treatment. Figures in italics indicate the base number of FP17s or Patient Questionnaire responses are less than 100. N/A is shown where the base number of responses is less than 10 during the period. % is calculated as Quantity/Base number\*100

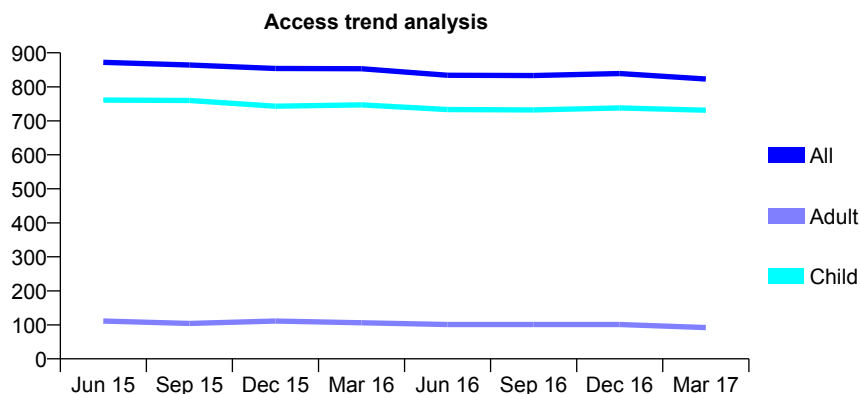
## Q54 - Vital Signs At a Glance Contract Report for 220108/0001 - Year end March 2017

Name or company name	MR TR JONES
Contract type name	GDS Contract
Purpose of contract	General
Contract start date	01/04/2006
Contract end date	

16/17 Contracted general activity (UDA)	2,598
Carry forward general activity (UDA)	0
16/17 Contracted orthodontic activity (UOA)	0
Carry forward orthodontic activity (UOA)	0
Baseline contract value	£56,907.45

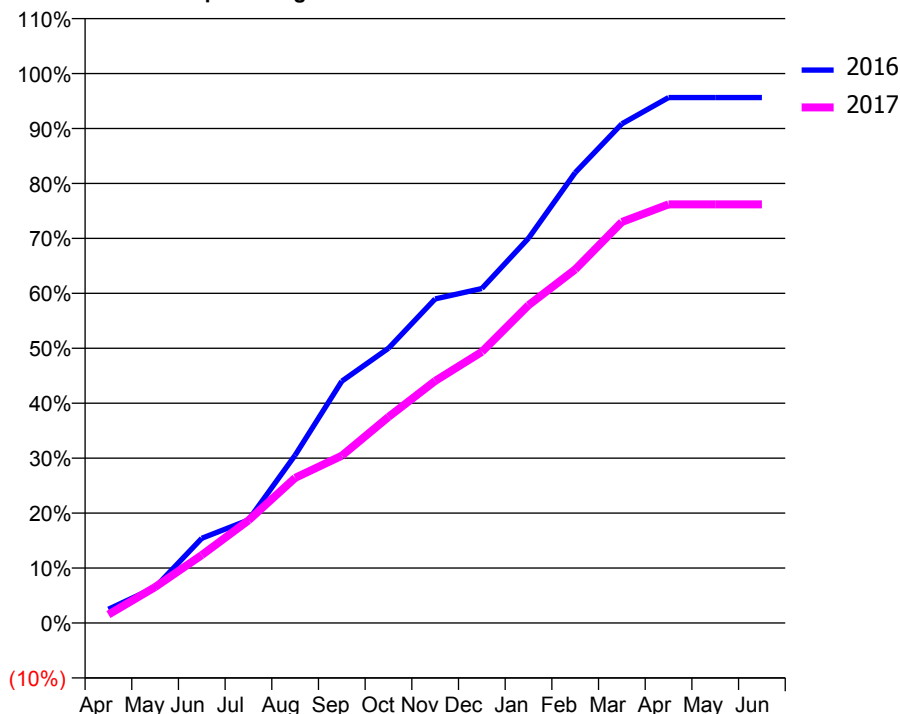
### ACCESS\*

Patients seen in 24 months	Total	Change since previous quarter
Quarter ending March 2016	853	
Quarter ending June 2016	834	↓
Quarter ending September 2016	833	→
Quarter ending December 2016	839	→
Quarter ending March 2017	823	↓
<b>Variance since March 2016</b>	<b>(3.5%)</b>	<b>↓</b>



### ACTIVITY

Cumulative percentage of contracted UDA delivered 2016 & 2017



Month	Adjusted Scheduled Activity (UDA)	
	2016	2017
April	50	40
May	130	170
June	308	321
July	375	485
August	611	686
September	880	791
October	1,000	975
November	1,180	1,145
December	1,218	1,282
January	1,401	1,502
February	1,639	1,672
March	1,817	1,896
April	1,912	1,979
May	1,912	1,979
June	1,912	1,979

### QUALITY

	Quantity	Base Number	Contract	AT	Region	England
% of FP17s for the same patient ID Re-attending within 3 months - Children	199	1,523	13.1%	10.0%	12.0%	12.3%
% of FP17s for the same patient ID Re-attending within 3 months - Adults	0	0	N/A	15.4%	16.0%	16.7%
% of FP17s for the same patient ID Re-attending between 3 & 9 months - Children	1,054	1,523	69.2%	51.1%	58.8%	57.6%
% of FP17s for the same patient ID Re-attending between 3 & 9 months - Adults	0	0	N/A	46.4%	51.2%	50.1%
% of FP17s for Band 1 Urgent Courses	31	1,511	2.1%	8.1%	8.0%	9.1%
% of FP17s Relating to Free Repair or Replacements	0	1,511	0.0%	0.7%	0.8%	0.8%
% of FP17s Relating to Continuations	27	1,511	1.8%	0.9%	1.2%	1.2%
% of Patients satisfied with the dentistry they have received	2	2	N/A	92.1%	92.7%	92.8%
% of Patients satisfied with the time they had to wait for an appointment	2	2	N/A	90.3%	89.1%	88.7%

\* This is based on patients treated on this contract for their most recent course of treatment. Figures in italics indicate the base number of FP17s or Patient Questionnaire responses are less than 100. N/A is shown where the base number of responses is less than 10 during the period. % is calculated as Quantity/Base number\*100

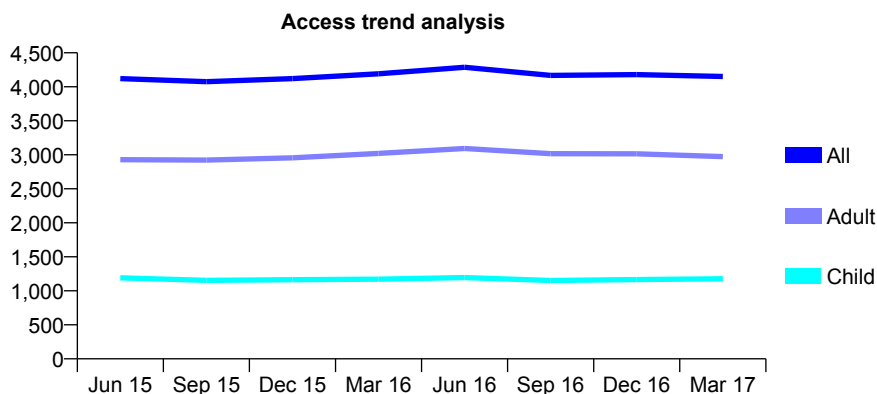
## Q54 - Vital Signs At a Glance Contract Report for 220124/0001 - Year end March 2017

Name or company name	MR PK PATEL
Contract type name	GDS Contract
Purpose of contract	General and Orthodontic
Contract start date	01/04/2006
Contract end date	

16/17 Contracted general activity (UDA)	11,324
Carry forward general activity (UDA)	-196
16/17 Contracted orthodontic activity (UOA)	234
Carry forward orthodontic activity (UOA)	-5
Baseline contract value	£347,281.60

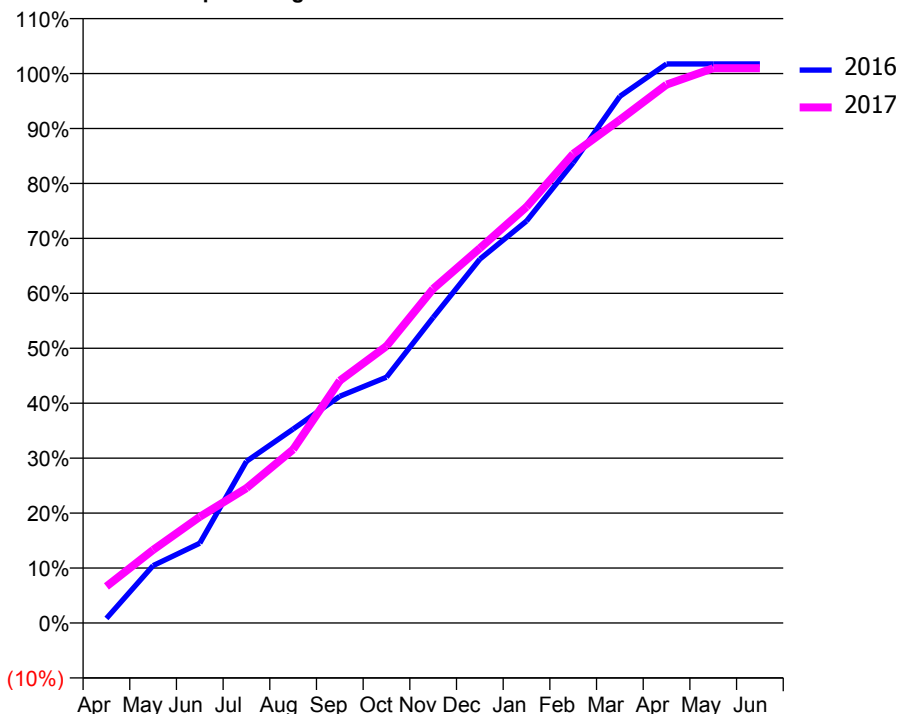
### ACCESS\*

Patients seen in 24 months	Total	Change since previous quarter
Quarter ending March 2016	4,192	
Quarter ending June 2016	4,288	↑
Quarter ending September 2016	4,168	↓
Quarter ending December 2016	4,180	→
Quarter ending March 2017	4,152	→
<b>Variance since March 2016</b>	<b>(1.0%)</b>	→



### ACTIVITY

Cumulative percentage of contracted UDA delivered 2016 & 2017



Month	Adjusted Scheduled Activity (UDA)	
	2016	2017
April	96	753
May	1,182	1,507
June	1,645	2,188
July	3,333	2,779
August	3,996	3,577
September	4,673	4,994
October	5,066	5,707
November	6,298	6,887
December	7,498	7,723
January	8,283	8,576
February	9,486	9,668
March	10,854	10,369
April	11,520	11,094
May	11,520	11,433
June	11,520	11,433

### QUALITY

	Quantity	Base Number	Contract	AT	Region	England
% of FP17s for the same patient ID Re-attending within 3 months - Children	95	1,436	6.6%	10.0%	12.0%	12.3%
% of FP17s for the same patient ID Re-attending within 3 months - Adults	321	3,069	10.5%	15.4%	16.0%	16.7%
% of FP17s for the same patient ID Re-attending between 3 & 9 months - Children	673	1,436	46.9%	51.1%	58.8%	57.6%
% of FP17s for the same patient ID Re-attending between 3 & 9 months - Adults	1,138	3,069	37.1%	46.4%	51.2%	50.1%
% of FP17s for Band 1 Urgent Courses	333	4,697	7.1%	8.1%	8.0%	9.1%
% of FP17s Relating to Free Repair or Replacements	14	4,697	0.3%	0.7%	0.8%	0.8%
% of FP17s Relating to Continuations	46	4,697	1.0%	0.9%	1.2%	1.2%
% of Patients satisfied with the dentistry they have received	5	5	N/A	92.1%	92.7%	92.8%
% of Patients satisfied with the time they had to wait for an appointment	5	5	N/A	90.3%	89.1%	88.7%

\* This is based on patients treated on this contract for their most recent course of treatment. Figures in italics indicate the base number of FP17s or Patient Questionnaire responses are less than 100. N/A is shown where the base number of responses is less than 10 during the period. % is calculated as Quantity/Base number\*100

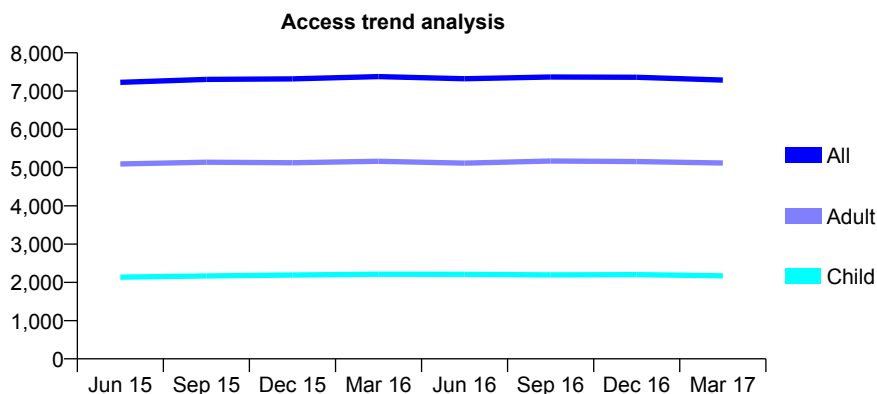
## Q54 - Vital Signs At a Glance Contract Report for 220922/0001 - Year end March 2017

Name or company name	MR JS SIDHU
Contract type name	GDS Contract
Purpose of contract	General and Orthodontic
Contract start date	01/04/2006
Contract end date	

16/17 Contracted general activity (UDA)	19,884
Carry forward general activity (UDA)	-398
16/17 Contracted orthodontic activity (UOA)	22
Carry forward orthodontic activity (UOA)	0
Baseline contract value	£503,271.80

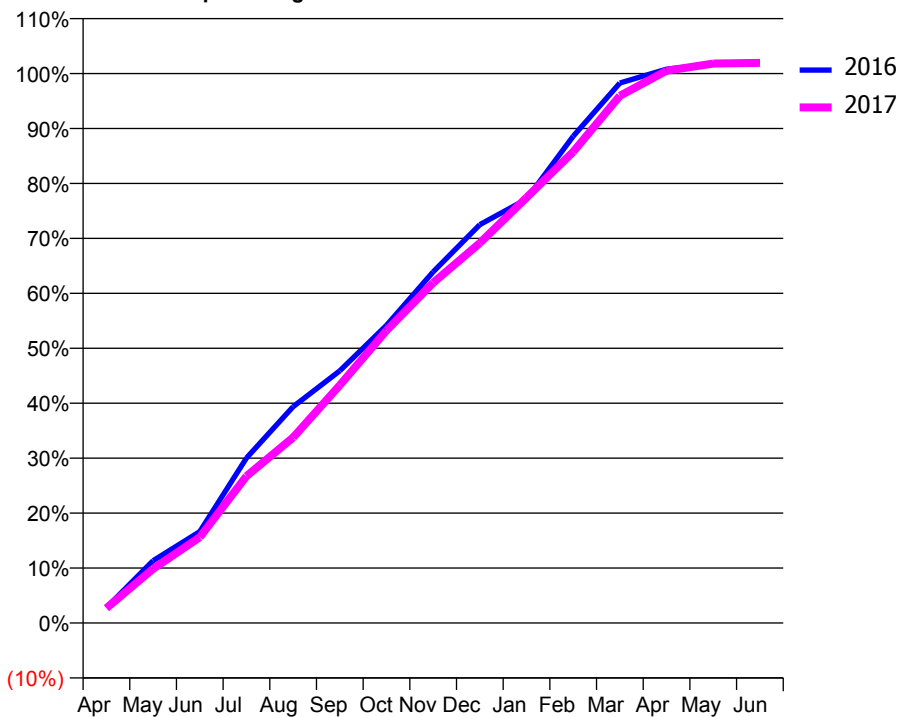
### ACCESS\*

Patients seen in 24 months	Total	Change since previous quarter
Quarter ending March 2016	7,378	
Quarter ending June 2016	7,323	→
Quarter ending September 2016	7,366	→
Quarter ending December 2016	7,362	→
Quarter ending March 2017	7,287	↓
<b>Variance since March 2016</b>	<b>(1.2%)</b>	<b>↓</b>



### ACTIVITY

Cumulative percentage of contracted UDA delivered 2016 & 2017



Month	Adjusted Scheduled Activity (UDA)	
	2016	2017
April	556	538
May	2,257	1,960
June	3,310	3,103
July	5,973	5,316
August	7,827	6,714
September	9,126	8,607
October	10,774	10,584
November	12,705	12,310
December	14,415	13,748
January	15,337	15,394
February	17,614	17,048
March	19,538	19,078
April	20,041	19,986
May	20,218	20,243
June	20,311	20,268

### QUALITY

	Quantity	Base Number	Contract	AT	Region	England
% of FP17s for the same patient ID Re-attending within 3 months - Children	97	2,174	4.5%	10.0%	12.0%	12.3%
% of FP17s for the same patient ID Re-attending within 3 months - Adults	628	5,192	12.1%	15.4%	16.0%	16.7%
% of FP17s for the same patient ID Re-attending between 3 & 9 months - Children	688	2,174	31.6%	51.1%	58.8%	57.6%
% of FP17s for the same patient ID Re-attending between 3 & 9 months - Adults	1,758	5,192	33.9%	46.4%	51.2%	50.1%
% of FP17s for Band 1 Urgent Courses	418	7,499	5.6%	8.1%	8.0%	9.1%
% of FP17s Relating to Free Repair or Replacements	113	7,499	1.5%	0.7%	0.8%	0.8%
% of FP17s Relating to Continuations	32	7,499	0.4%	0.9%	1.2%	1.2%
% of Patients satisfied with the dentistry they have received	4	4	N/A	92.1%	92.7%	92.8%
% of Patients satisfied with the time they had to wait for an appointment	4	4	N/A	90.3%	89.1%	88.7%

\* This is based on patients treated on this contract for their most recent course of treatment. Figures in italics indicate the base number of FP17s or Patient Questionnaire responses are less than 100. N/A is shown where the base number of responses is less than 10 during the period. % is calculated as Quantity/Base number\*100

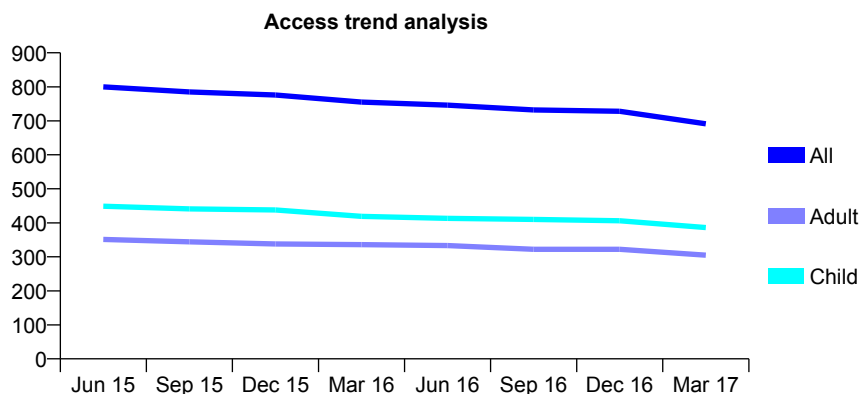
## Q54 - Vital Signs At a Glance Contract Report for 221309/0001 - Year end March 2017

Name or company name	MR IC WILSON
Contract type name	GDS Contract
Purpose of contract	General
Contract start date	01/04/2006
Contract end date	

16/17 Contracted general activity (UDA)	2,225
Carry forward general activity (UDA)	0
16/17 Contracted orthodontic activity (UOA)	0
Carry forward orthodontic activity (UOA)	0
Baseline contract value	£53,281.02

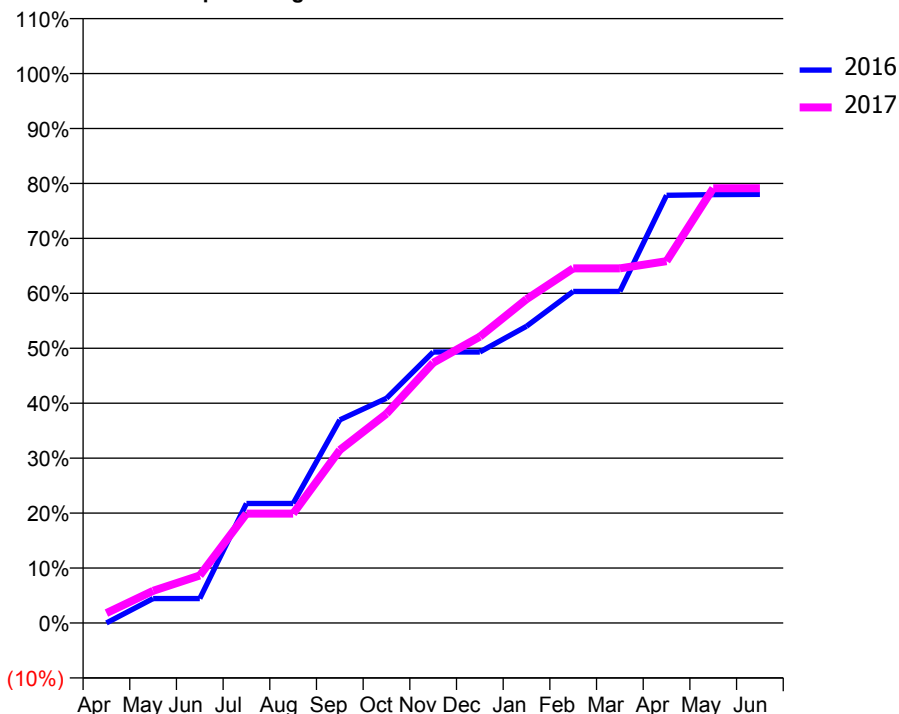
### ACCESS\*

Patients seen in 24 months	Total	Change since previous quarter
Quarter ending March 2016	755	
Quarter ending June 2016	746	↓
Quarter ending September 2016	732	↓
Quarter ending December 2016	728	→
Quarter ending March 2017	691	↓
<b>Variance since March 2016</b>	<b>(8.5%)</b>	<b>↓</b>



### ACTIVITY

Cumulative percentage of contracted UDA delivered 2016 & 2017



Adjusted Scheduled Activity (UDA)

Month	2016	2017
April	0	40
May	99	130
June	99	193
July	484	443
August	484	443
September	823	701
October	910	848
November	1,097	1,054
December	1,097	1,160
January	1,201	1,311
February	1,343	1,436
March	1,343	1,436
April	1,732	1,465
May	1,735	1,761
June	1,736	1,761

### QUALITY

	Quantity	Base Number	Contract	AT	Region	England
% of FP17s for the same patient ID Re-attending within 3 months - Children	40	651	6.1%	10.0%	12.0%	12.3%
% of FP17s for the same patient ID Re-attending within 3 months - Adults	63	369	17.1%	15.4%	16.0%	16.7%
% of FP17s for the same patient ID Re-attending between 3 & 9 months - Children	380	651	58.4%	51.1%	58.8%	57.6%
% of FP17s for the same patient ID Re-attending between 3 & 9 months - Adults	199	369	53.9%	46.4%	51.2%	50.1%
% of FP17s for Band 1 Urgent Courses	53	946	5.6%	8.1%	8.0%	9.1%
% of FP17s Relating to Free Repair or Replacements	0	946	0.0%	0.7%	0.8%	0.8%
% of FP17s Relating to Continuations	13	946	1.4%	0.9%	1.2%	1.2%
% of Patients satisfied with the dentistry they have received	0	0	N/A	92.1%	92.7%	92.8%
% of Patients satisfied with the time they had to wait for an appointment	0	0	N/A	90.3%	89.1%	88.7%

\* This is based on patients treated on this contract for their most recent course of treatment. Figures in italics indicate the base number of FP17s or Patient Questionnaire responses are less than 100. N/A is shown where the base number of responses is less than 10 during the period. % is calculated as Quantity/Base number\*100

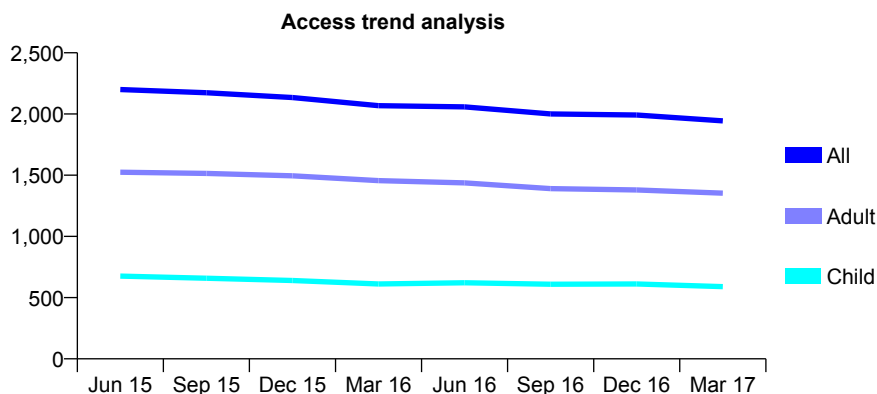
## Q54 - Vital Signs At a Glance Contract Report for 224472/0002 - Year end March 2017

Name or company name	MRS AC HADDON
Contract type name	GDS Contract
Purpose of contract	General
Contract start date	28/09/2011
Contract end date	

16/17 Contracted general activity (UDA)	8,384
Carry forward general activity (UDA)	197
16/17 Contracted orthodontic activity (UOA)	0
Carry forward orthodontic activity (UOA)	0
Baseline contract value	£247,465.92

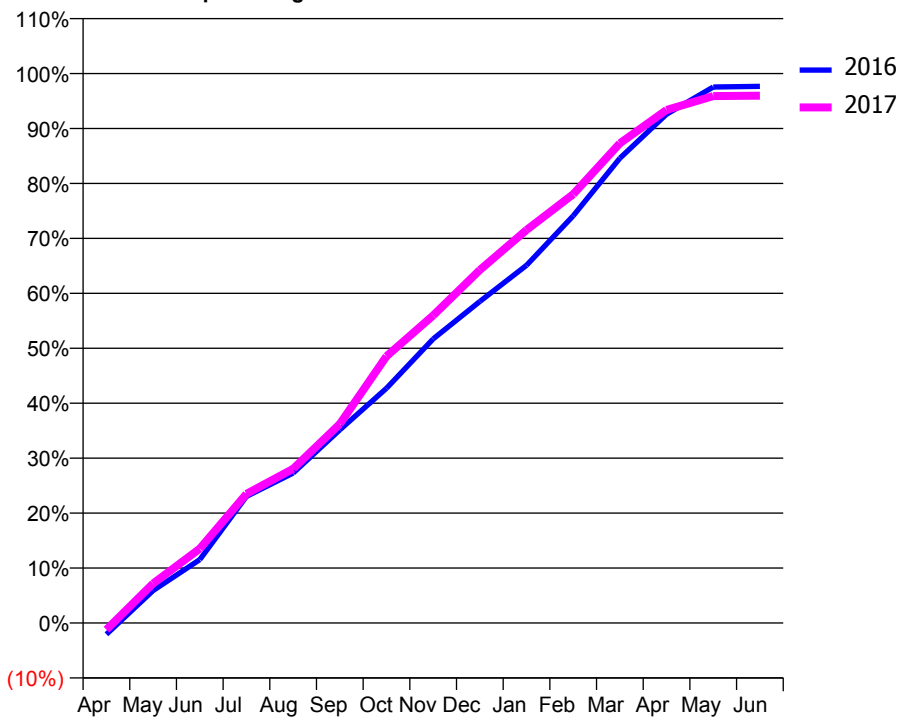
### ACCESS\*

Patients seen in 24 months	Total	Change since previous quarter
Quarter ending March 2016	2,068	
Quarter ending June 2016	2,058	→
Quarter ending September 2016	2,001	↓
Quarter ending December 2016	1,992	→
Quarter ending March 2017	1,944	↓
<b>Variance since March 2016</b>	<b>(6.0%)</b>	<b>↓</b>



### ACTIVITY

Cumulative percentage of contracted UDA delivered 2016 & 2017



Adjusted Scheduled Activity (UDA)

Month	2016	2017
April	-174	-103
May	495	603
June	968	1,134
July	1,932	1,970
August	2,287	2,352
September	2,947	3,036
October	3,582	4,070
November	4,335	4,692
December	4,906	5,386
January	5,458	5,997
February	6,213	6,542
March	7,092	7,319
April	7,762	7,827
May	8,178	8,039
June	8,187	8,046

### QUALITY

	Quantity	Base Number	Contract	AT	Region	England
% of FP17s for the same patient ID Re-attending within 3 months - Children	124	855	14.5%	10.0%	12.0%	12.3%
% of FP17s for the same patient ID Re-attending within 3 months - Adults	1,200	2,652	45.2%	15.4%	16.0%	16.7%
% of FP17s for the same patient ID Re-attending between 3 & 9 months - Children	387	855	45.3%	51.1%	58.8%	57.6%
% of FP17s for the same patient ID Re-attending between 3 & 9 months - Adults	911	2,652	34.4%	46.4%	51.2%	50.1%
% of FP17s for Band 1 Urgent Courses	421	3,384	12.4%	8.1%	8.0%	9.1%
% of FP17s Relating to Free Repair or Replacements	62	3,384	1.8%	0.7%	0.8%	0.8%
% of FP17s Relating to Continuations	207	3,384	6.1%	0.9%	1.2%	1.2%
% of Patients satisfied with the dentistry they have received	7	7	N/A	92.1%	92.7%	92.8%
% of Patients satisfied with the time they had to wait for an appointment	7	7	N/A	90.3%	89.1%	88.7%

\* This is based on patients treated on this contract for their most recent course of treatment. Figures in italics indicate the base number of FP17s or Patient Questionnaire responses are less than 100. N/A is shown where the base number of responses is less than 10 during the period. % is calculated as Quantity/Base number\*100



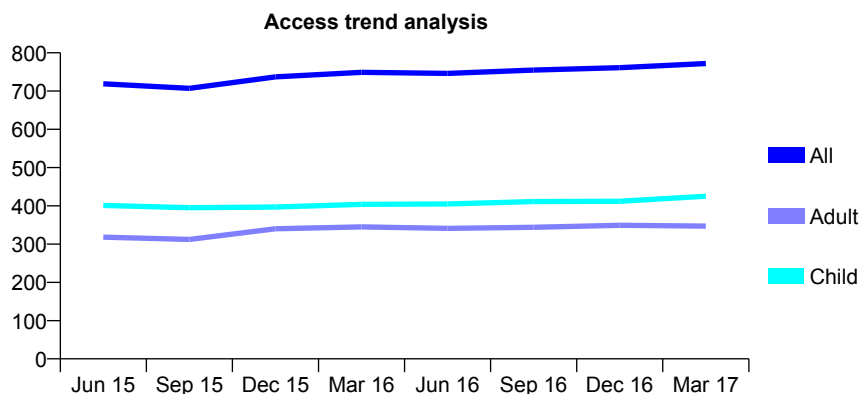
## Q54 - Vital Signs At a Glance Contract Report for 231282/0001 - Year end March 2017

Name or company name	MR SD LOESCHER
Contract type name	GDS Contract
Purpose of contract	General
Contract start date	01/04/2006
Contract end date	

16/17 Contracted general activity (UDA)	1,566
Carry forward general activity (UDA)	23
16/17 Contracted orthodontic activity (UOA)	0
Carry forward orthodontic activity (UOA)	0
Baseline contract value	£37,302.44

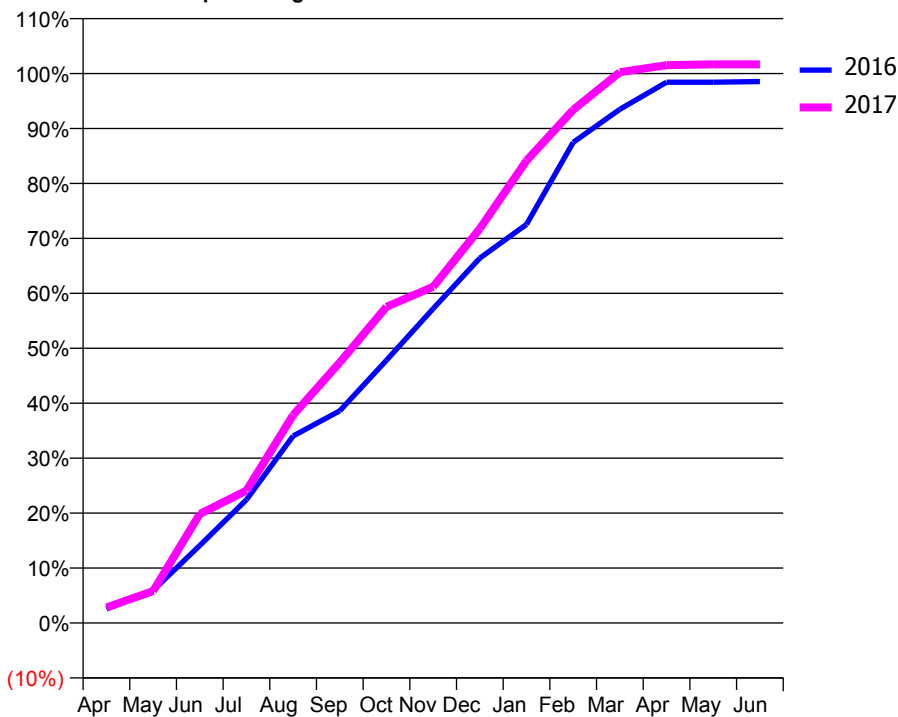
### ACCESS\*

Patients seen in 24 months	Total	Change since previous quarter
Quarter ending March 2016	749	
Quarter ending June 2016	746	→
Quarter ending September 2016	755	→
Quarter ending December 2016	761	→
Quarter ending March 2017	772	→
<b>Variance since March 2016</b>	<b>3.1%</b>	<b>↑</b>



### ACTIVITY

Cumulative percentage of contracted UDA delivered 2016 & 2017



Month	Adjusted Scheduled Activity (UDA)	
	2016	2017
April	40	44
May	93	91
June	221	311
July	351	378
August	533	593
September	605	743
October	749	901
November	896	958
December	1,040	1,124
January	1,136	1,318
February	1,370	1,462
March	1,464	1,570
April	1,541	1,590
May	1,541	1,592
June	1,543	1,592

### QUALITY

	Quantity	Base Number	Contract	AT	Region	England
% of FP17s for the same patient ID Re-attending within 3 months - Children	38	651	5.8%	10.0%	12.0%	12.3%
% of FP17s for the same patient ID Re-attending within 3 months - Adults	37	417	8.9%	15.4%	16.0%	16.7%
% of FP17s for the same patient ID Re-attending between 3 & 9 months - Children	409	651	62.8%	51.1%	58.8%	57.6%
% of FP17s for the same patient ID Re-attending between 3 & 9 months - Adults	231	417	55.4%	46.4%	51.2%	50.1%
% of FP17s for Band 1 Urgent Courses	35	1,039	3.4%	8.1%	8.0%	9.1%
% of FP17s Relating to Free Repair or Replacements	2	1,039	0.2%	0.7%	0.8%	0.8%
% of FP17s Relating to Continuations	4	1,039	0.4%	0.9%	1.2%	1.2%
% of Patients satisfied with the dentistry they have received	0	0	N/A	92.1%	92.7%	92.8%
% of Patients satisfied with the time they had to wait for an appointment	0	0	N/A	90.3%	89.1%	88.7%

\* This is based on patients treated on this contract for their most recent course of treatment. Figures in italics indicate the base number of FP17s or Patient Questionnaire responses are less than 100. N/A is shown where the base number of responses is less than 10 during the period. % is calculated as Quantity/Base number\*100

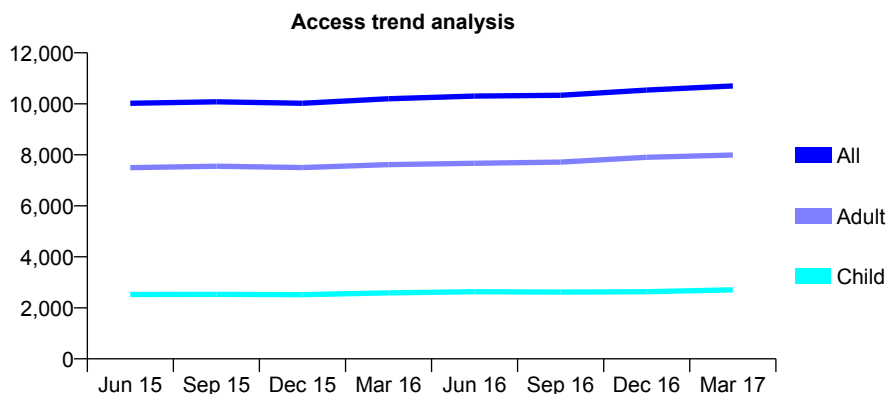
## Q54 - Vital Signs At a Glance Contract Report for 234761/0001 - Year end March 2017

Name or company name	MR RS TOBIN
Contract type name	GDS Contract
Purpose of contract	General
Contract start date	01/04/2009
Contract end date	

16/17 Contracted general activity (UDA)	37,040
Carry forward general activity (UDA)	0
16/17 Contracted orthodontic activity (UOA)	0
Carry forward orthodontic activity (UOA)	0
Baseline contract value	£974,720.63

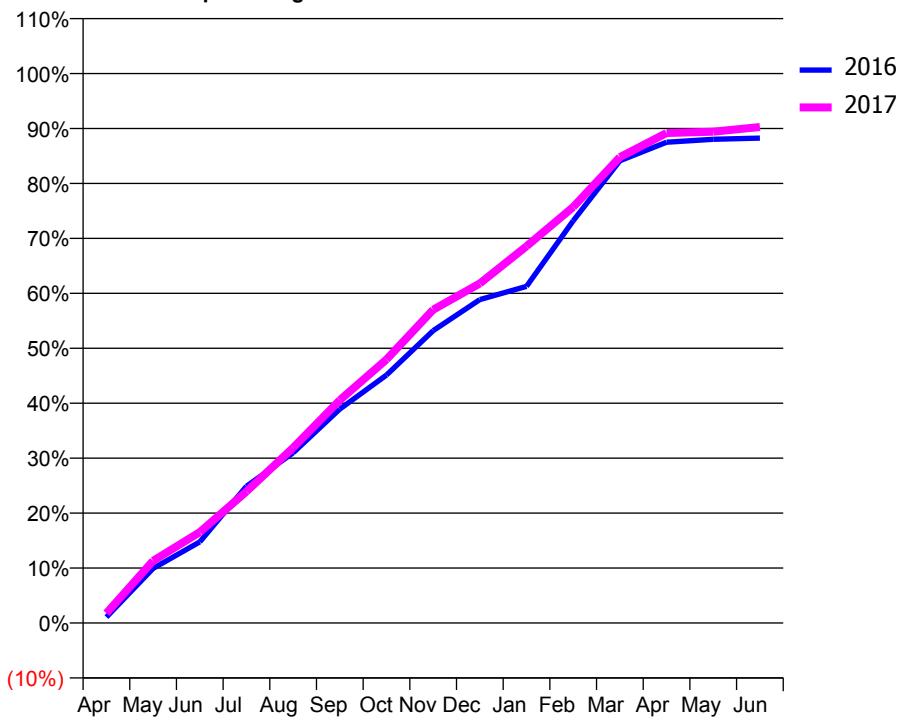
### ACCESS\*

Patients seen in 24 months	Total	Change since previous quarter
Quarter ending March 2016	10,199	
Quarter ending June 2016	10,303	→
Quarter ending September 2016	10,336	→
Quarter ending December 2016	10,537	→
Quarter ending March 2017	10,699	→
<b>Variance since March 2016</b>	<b>4.9%</b>	<b>↑</b>



### ACTIVITY

Cumulative percentage of contracted UDA delivered 2016 & 2017



Month	2016	2017
April	399	659
May	3,679	4,191
June	5,465	6,127
July	9,217	8,864
August	11,472	11,818
September	14,418	15,023
October	16,710	17,770
November	19,705	21,120
December	21,802	22,892
January	22,695	25,396
February	27,112	28,041
March	31,159	31,402
April	32,409	33,027
May	32,608	33,121
June	32,685	33,428

### QUALITY

	Quantity	Base Number	Contract	AT	Region	England
% of FP17s for the same patient ID Re-attending within 3 months - Children	410	3,732	11.0%	10.0%	12.0%	12.3%
% of FP17s for the same patient ID Re-attending within 3 months - Adults	2,579	11,325	22.8%	15.4%	16.0%	16.7%
% of FP17s for the same patient ID Re-attending between 3 & 9 months - Children	1,770	3,732	47.4%	51.1%	58.8%	57.6%
% of FP17s for the same patient ID Re-attending between 3 & 9 months - Adults	5,024	11,325	44.4%	46.4%	51.2%	50.1%
% of FP17s for Band 1 Urgent Courses	2,244	14,249	15.7%	8.1%	8.0%	9.1%
% of FP17s Relating to Free Repair or Replacements	141	14,249	1.0%	0.7%	0.8%	0.8%
% of FP17s Relating to Continuations	248	14,249	1.7%	0.9%	1.2%	1.2%
% of Patients satisfied with the dentistry they have received	10	10	100.0%	92.1%	92.7%	92.8%
% of Patients satisfied with the time they had to wait for an appointment	10	10	100.0%	90.3%	89.1%	88.7%

\* This is based on patients treated on this contract for their most recent course of treatment. Figures in italics indicate the base number of FP17s or Patient Questionnaire responses are less than 100. N/A is shown where the base number of responses is less than 10 during the period. % is calculated as Quantity/Base number\*100

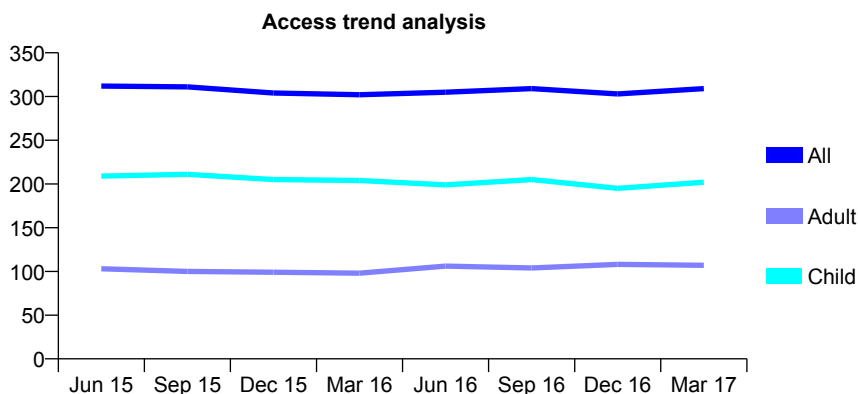
## Q54 - Vital Signs At a Glance Contract Report for 234982/0001 - Year end March 2017

Name or company name	MR CJ HIRST
Contract type name	GDS Contract
Purpose of contract	General
Contract start date	01/04/2006
Contract end date	

16/17 Contracted general activity (UDA)	600
Carry forward general activity (UDA)	0
16/17 Contracted orthodontic activity (UOA)	0
Carry forward orthodontic activity (UOA)	0
Baseline contract value	£14,730.69

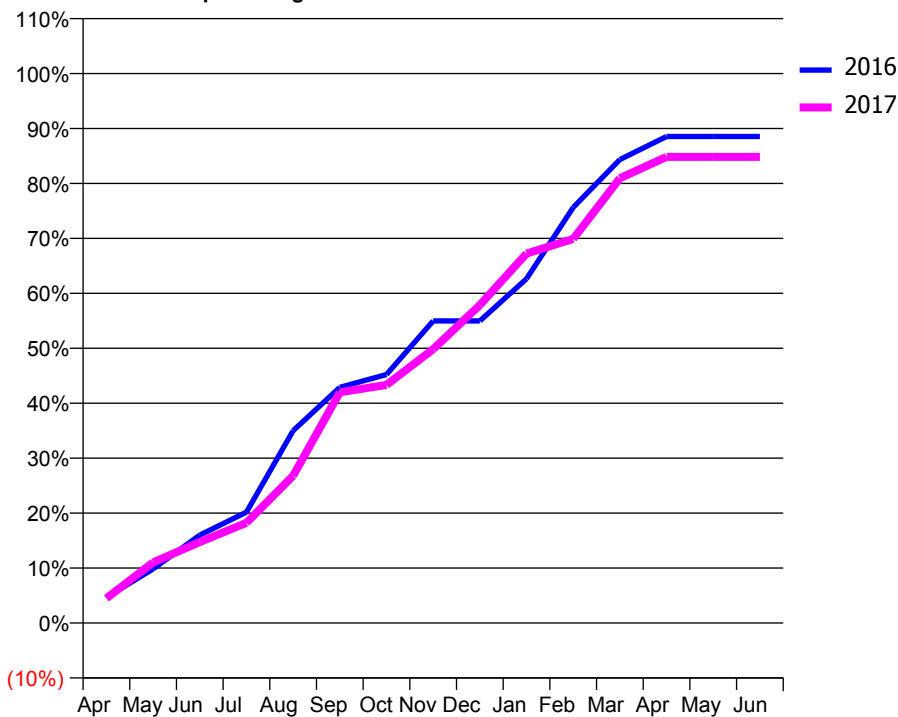
### ACCESS\*

Patients seen in 24 months	Total	Change since previous quarter
Quarter ending March 2016	302	
Quarter ending June 2016	305	→
Quarter ending September 2016	309	→
Quarter ending December 2016	303	↓
Quarter ending March 2017	309	→
<b>Variance since March 2016</b>	<b>2.3%</b>	<b>↑</b>



### ACTIVITY

Cumulative percentage of contracted UDA delivered 2016 & 2017



Month	Adjusted Scheduled Activity (UDA)	
	2016	2017
April	28	27
May	59	66
June	96	88
July	121	109
August	210	161
September	257	252
October	271	260
November	330	299
December	330	347
January	376	403
February	454	419
March	506	486
April	531	509
May	531	509
June	531	509

### QUALITY

	Quantity	Base Number	Contract	AT	Region	England
% of FP17s for the same patient ID Re-attending within 3 months - Children	9	294	3.1%	10.0%	12.0%	12.3%
% of FP17s for the same patient ID Re-attending within 3 months - Adults	6	99	6.1%	15.4%	16.0%	16.7%
% of FP17s for the same patient ID Re-attending between 3 & 9 months - Children	176	294	59.9%	51.1%	58.8%	57.6%
% of FP17s for the same patient ID Re-attending between 3 & 9 months - Adults	50	99	50.5%	46.4%	51.2%	50.1%
% of FP17s for Band 1 Urgent Courses	10	393	2.5%	8.1%	8.0%	9.1%
% of FP17s Relating to Free Repair or Replacements	0	393	0.0%	0.7%	0.8%	0.8%
% of FP17s Relating to Continuations	3	393	0.8%	0.9%	1.2%	1.2%
% of Patients satisfied with the dentistry they have received	0	0	N/A	92.1%	92.7%	92.8%
% of Patients satisfied with the time they had to wait for an appointment	0	0	N/A	90.3%	89.1%	88.7%

\* This is based on patients treated on this contract for their most recent course of treatment. Figures in italics indicate the base number of FP17s or Patient Questionnaire responses are less than 100. N/A is shown where the base number of responses is less than 10 during the period. % is calculated as Quantity/Base number\*100

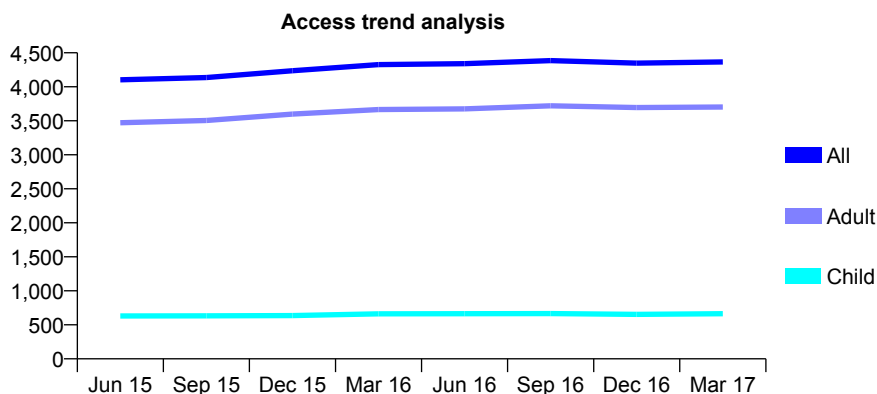
## Q54 - Vital Signs At a Glance Contract Report for 239046/0001 - Year end March 2017

Name or company name	MR DW PANNELL
Contract type name	GDS Contract
Purpose of contract	General
Contract start date	01/04/2006
Contract end date	

16/17 Contracted general activity (UDA)	13,464
Carry forward general activity (UDA)	483
16/17 Contracted orthodontic activity (UOA)	0
Carry forward orthodontic activity (UOA)	0
Baseline contract value	£274,129.76

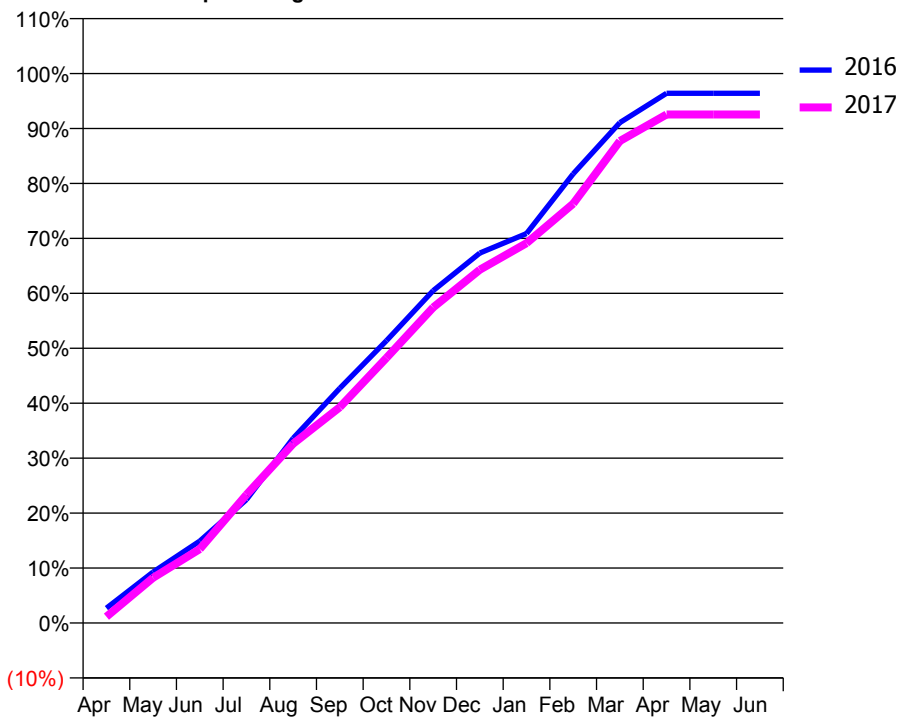
### ACCESS\*

Patients seen in 24 months	Total	Change since previous quarter
Quarter ending March 2016	4,327	
Quarter ending June 2016	4,340	→
Quarter ending September 2016	4,386	→
Quarter ending December 2016	4,349	→
Quarter ending March 2017	4,366	→
<b>Variance since March 2016</b>	<b>0.9%</b>	<b>→</b>



### ACTIVITY

Cumulative percentage of contracted UDA delivered 2016 & 2017



Month	Adjusted Scheduled Activity (UDA)	
	2016	2017
April	364	155
May	1,249	1,108
June	2,008	1,810
July	3,024	3,144
August	4,527	4,392
September	5,751	5,288
October	6,918	6,497
November	8,145	7,733
December	9,066	8,656
January	9,543	9,306
February	11,006	10,275
March	12,261	11,811
April	12,981	12,461
May	12,981	12,461
June	12,981	12,461

### QUALITY

	Quantity	Base Number	Contract	AT	Region	England
% of FP17s for the same patient ID Re-attending within 3 months - Children	66	1,044	6.3%	10.0%	12.0%	12.3%
% of FP17s for the same patient ID Re-attending within 3 months - Adults	891	5,755	15.5%	15.4%	16.0%	16.7%
% of FP17s for the same patient ID Re-attending between 3 & 9 months - Children	676	1,044	64.8%	51.1%	58.8%	57.6%
% of FP17s for the same patient ID Re-attending between 3 & 9 months - Adults	3,509	5,755	61.0%	46.4%	51.2%	50.1%
% of FP17s for Band 1 Urgent Courses	304	6,814	4.5%	8.1%	8.0%	9.1%
% of FP17s Relating to Free Repair or Replacements	61	6,814	0.9%	0.7%	0.8%	0.8%
% of FP17s Relating to Continuations	153	6,814	2.2%	0.9%	1.2%	1.2%
% of Patients satisfied with the dentistry they have received	13	13	100.0%	92.1%	92.7%	92.8%
% of Patients satisfied with the time they had to wait for an appointment	13	13	100.0%	90.3%	89.1%	88.7%

\* This is based on patients treated on this contract for their most recent course of treatment. Figures in italics indicate the base number of FP17s or Patient Questionnaire responses are less than 100. N/A is shown where the base number of responses is less than 10 during the period. % is calculated as Quantity/Base number\*100

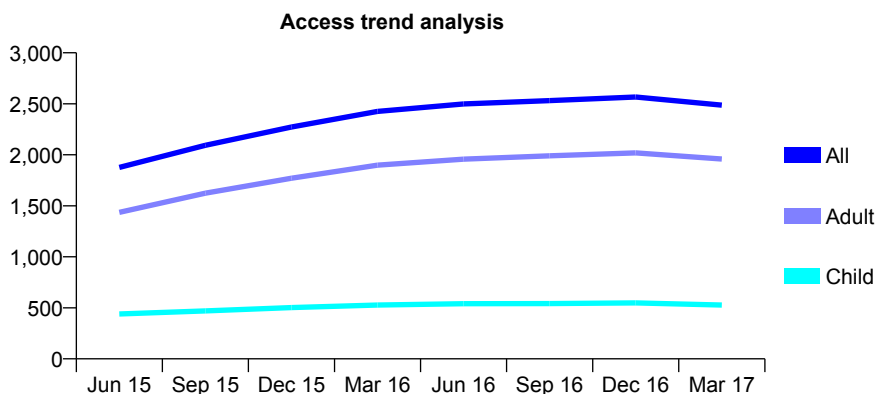
## Q54 - Vital Signs At a Glance Contract Report for 240672/0002 - Year end March 2017

Name or company name	MISS CR RUMLEY
Contract type name	GDS Contract
Purpose of contract	General
Contract start date	01/08/2014
Contract end date	

16/17 Contracted general activity (UDA)	7,324
Carry forward general activity (UDA)	-73
16/17 Contracted orthodontic activity (UOA)	0
Carry forward orthodontic activity (UOA)	0
Baseline contract value	£193,083.81

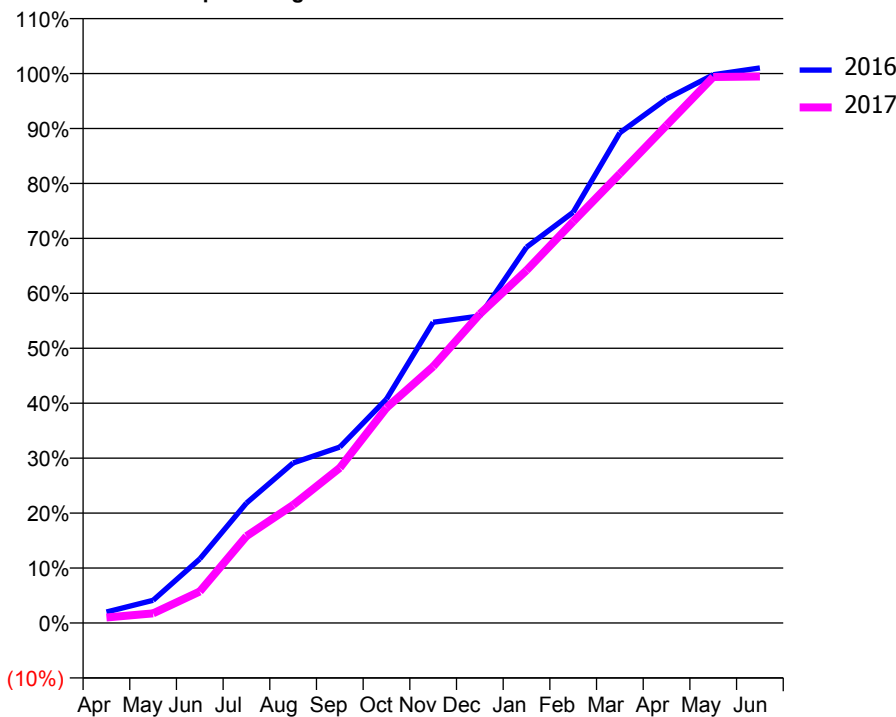
### ACCESS\*

Patients seen in 24 months	Total	Change since previous quarter
Quarter ending March 2016	2,426	
Quarter ending June 2016	2,499	↑
Quarter ending September 2016	2,532	→
Quarter ending December 2016	2,567	→
Quarter ending March 2017	2,487	↓
<b>Variance since March 2016</b>	<b>2.5%</b>	<b>↑</b>



### ACTIVITY

Cumulative percentage of contracted UDA delivered 2016 & 2017



Month	Adjusted Scheduled Activity (UDA)	
	2016	2017
April	146	73
May	303	129
June	855	421
July	1,598	1,158
August	2,134	1,573
September	2,345	2,068
October	2,985	2,868
November	4,009	3,418
December	4,092	4,120
January	5,010	4,701
February	5,475	5,351
March	6,534	5,989
April	6,987	6,633
May	7,308	7,277
June	7,397	7,284

### QUALITY

	Quantity	Base Number	Contract	AT	Region	England
% of FP17s for the same patient ID Re-attending within 3 months - Children	40	626	6.4%	10.0%	12.0%	12.3%
% of FP17s for the same patient ID Re-attending within 3 months - Adults	246	2,332	10.5%	15.4%	16.0%	16.7%
% of FP17s for the same patient ID Re-attending between 3 & 9 months - Children	286	626	45.7%	51.1%	58.8%	57.6%
% of FP17s for the same patient ID Re-attending between 3 & 9 months - Adults	1,188	2,332	50.9%	46.4%	51.2%	50.1%
% of FP17s for Band 1 Urgent Courses	249	3,057	8.1%	8.1%	8.0%	9.1%
% of FP17s Relating to Free Repair or Replacements	15	3,057	0.5%	0.7%	0.8%	0.8%
% of FP17s Relating to Continuations	18	3,057	0.6%	0.9%	1.2%	1.2%
% of Patients satisfied with the dentistry they have received	5	5	N/A	92.1%	92.7%	92.8%
% of Patients satisfied with the time they had to wait for an appointment	5	5	N/A	90.3%	89.1%	88.7%

\* This is based on patients treated on this contract for their most recent course of treatment. Figures in italics indicate the base number of FP17s or Patient Questionnaire responses are less than 100. N/A is shown where the base number of responses is less than 10 during the period. % is calculated as Quantity/Base number\*100

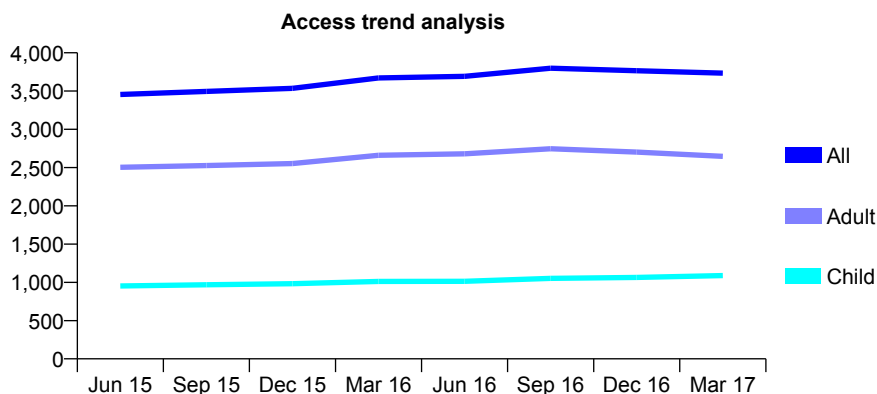
## Q54 - Vital Signs At a Glance Contract Report for 241083/0001 - Year end March 2017

Name or company name	MR V SUDRA
Contract type name	GDS Contract
Purpose of contract	General and Orthodontic
Contract start date	01/04/2006
Contract end date	

16/17 Contracted general activity (UDA)	11,592
Carry forward general activity (UDA)	17
16/17 Contracted orthodontic activity (UOA)	190
Carry forward orthodontic activity (UOA)	-4
Baseline contract value	£374,196.10

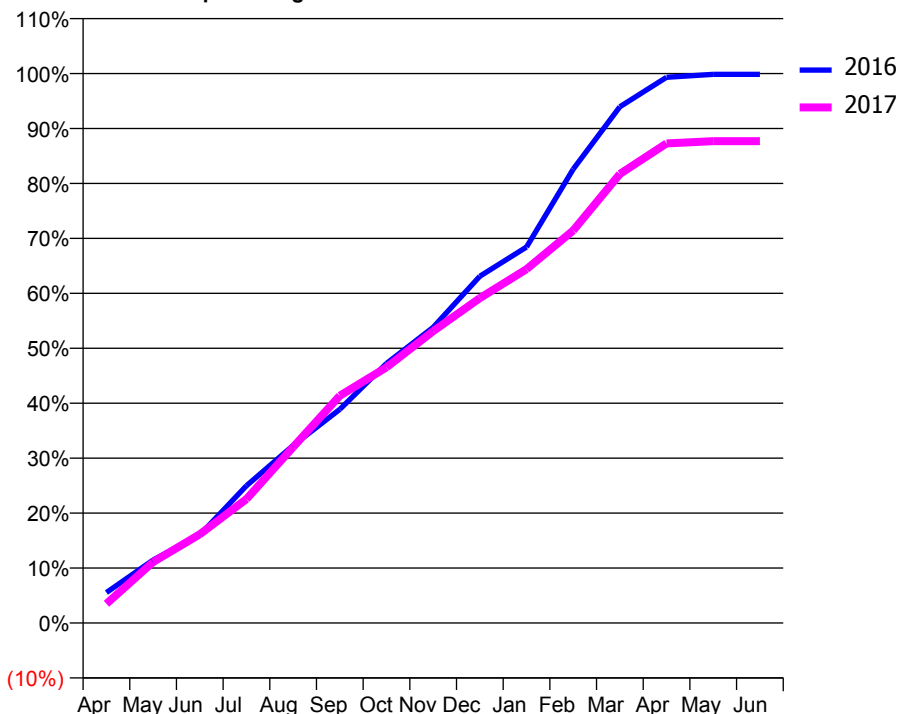
### ACCESS\*

Patients seen in 24 months	Total	Change since previous quarter
Quarter ending March 2016	3,672	
Quarter ending June 2016	3,693	→
Quarter ending September 2016	3,798	↑
Quarter ending December 2016	3,766	→
Quarter ending March 2017	3,734	→
<b>Variance since March 2016</b>	<b>1.7%</b>	<b>→</b>



### ACTIVITY

Cumulative percentage of contracted UDA delivered 2016 & 2017



Adjusted Scheduled Activity (UDA)

Month	2016	2017
April	643	405
May	1,328	1,286
June	1,859	1,872
July	2,895	2,614
August	3,745	3,711
September	4,508	4,796
October	5,477	5,393
November	6,237	6,157
December	7,315	6,854
January	7,931	7,465
February	9,575	8,279
March	10,890	9,473
April	11,512	10,117
May	11,575	10,165
June	11,575	10,165

### QUALITY

	Quantity	Base Number	Contract	AT	Region	England
% of FP17s for the same patient ID Re-attending within 3 months - Children	50	1,083	4.6%	10.0%	12.0%	12.3%
% of FP17s for the same patient ID Re-attending within 3 months - Adults	301	2,523	11.9%	15.4%	16.0%	16.7%
% of FP17s for the same patient ID Re-attending between 3 & 9 months - Children	327	1,083	30.2%	51.1%	58.8%	57.6%
% of FP17s for the same patient ID Re-attending between 3 & 9 months - Adults	739	2,523	29.3%	46.4%	51.2%	50.1%
% of FP17s for Band 1 Urgent Courses	154	3,036	5.1%	8.1%	8.0%	9.1%
% of FP17s Relating to Free Repair or Replacements	47	3,036	1.5%	0.7%	0.8%	0.8%
% of FP17s Relating to Continuations	11	3,036	0.4%	0.9%	1.2%	1.2%
% of Patients satisfied with the dentistry they have received	2	2	N/A	92.1%	92.7%	92.8%
% of Patients satisfied with the time they had to wait for an appointment	2	2	N/A	90.3%	89.1%	88.7%

\* This is based on patients treated on this contract for their most recent course of treatment. Figures in italics indicate the base number of FP17s or Patient Questionnaire responses are less than 100. N/A is shown where the base number of responses is less than 10 during the period. % is calculated as Quantity/Base number\*100

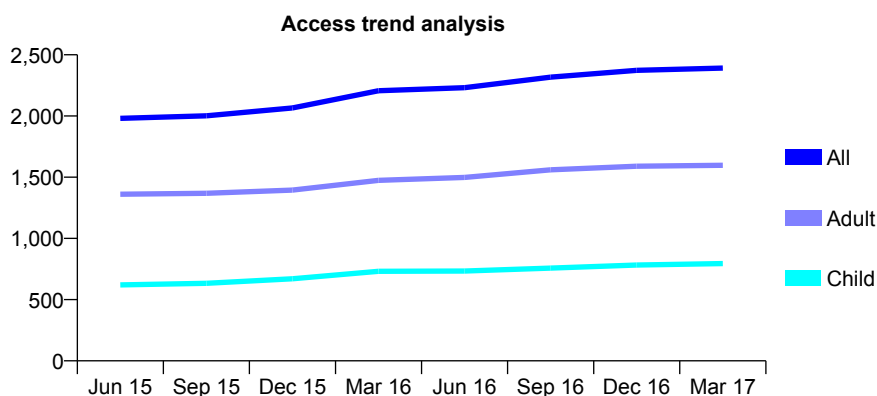
## Q54 - Vital Signs At a Glance Contract Report for 244228/0001 - Year end March 2017

Name or company name	MR JS BARDHA
Contract type name	GDS Contract
Purpose of contract	General and Orthodontic
Contract start date	01/04/2006
Contract end date	

16/17 Contracted general activity (UDA)	9,698
Carry forward general activity (UDA)	101
16/17 Contracted orthodontic activity (UOA)	204
Carry forward orthodontic activity (UOA)	-4
Baseline contract value	£275,036.00

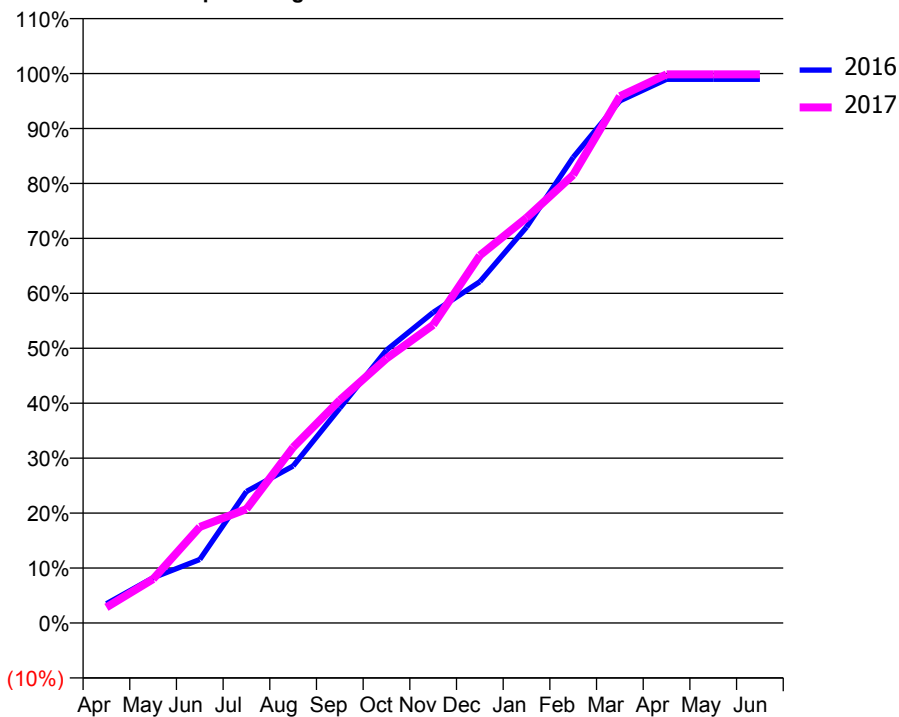
### ACCESS\*

Patients seen in 24 months	Total	Change since previous quarter
Quarter ending March 2016	2,206	
Quarter ending June 2016	2,232	→
Quarter ending September 2016	2,318	↑
Quarter ending December 2016	2,373	↑
Quarter ending March 2017	2,392	→
<b>Variance since March 2016</b>	<b>8.4%</b>	<b>↑</b>



### ACTIVITY

Cumulative percentage of contracted UDA delivered 2016 & 2017



Month	Adjusted Scheduled Activity (UDA)	
	2016	2017
April	340	276
May	798	776
June	1,121	1,695
July	2,323	2,011
August	2,771	3,101
September	3,792	3,933
October	4,816	4,668
November	5,482	5,261
December	6,023	6,486
January	6,987	7,152
February	8,220	7,908
March	9,215	9,297
April	9,596	9,682
May	9,597	9,682
June	9,597	9,682

### QUALITY

	Quantity	Base Number	Contract	AT	Region	England
% of FP17s for the same patient ID Re-attending within 3 months - Children	66	1,109	6.0%	10.0%	12.0%	12.3%
% of FP17s for the same patient ID Re-attending within 3 months - Adults	210	1,807	11.6%	15.4%	16.0%	16.7%
% of FP17s for the same patient ID Re-attending between 3 & 9 months - Children	533	1,109	48.1%	51.1%	58.8%	57.6%
% of FP17s for the same patient ID Re-attending between 3 & 9 months - Adults	793	1,807	43.9%	46.4%	51.2%	50.1%
% of FP17s for Band 1 Urgent Courses	17	2,767	0.6%	8.1%	8.0%	9.1%
% of FP17s Relating to Free Repair or Replacements	0	2,767	0.0%	0.7%	0.8%	0.8%
% of FP17s Relating to Continuations	101	2,767	3.7%	0.9%	1.2%	1.2%
% of Patients satisfied with the dentistry they have received	1	1	N/A	92.1%	92.7%	92.8%
% of Patients satisfied with the time they had to wait for an appointment	0	1	N/A	90.3%	89.1%	88.7%

\* This is based on patients treated on this contract for their most recent course of treatment. Figures in italics indicate the base number of FP17s or Patient Questionnaire responses are less than 100. N/A is shown where the base number of responses is less than 10 during the period. % is calculated as Quantity/Base number\*100



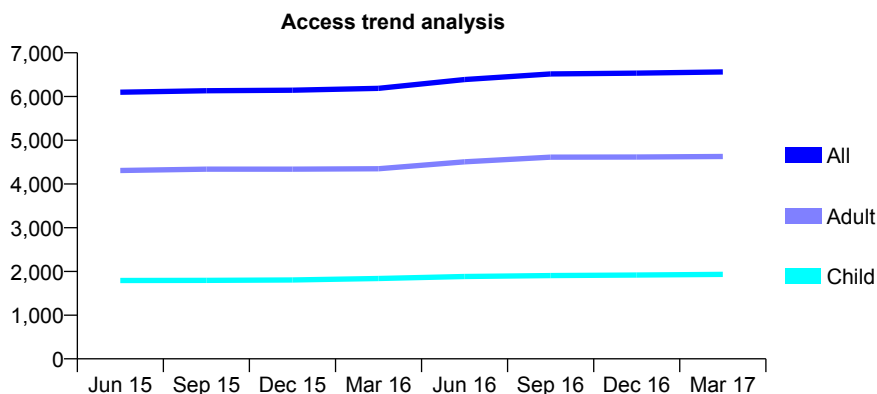
## Q54 - Vital Signs At a Glance Contract Report for 245860/0001 - Year end March 2017

Name or company name	MR M BINAMIN
Contract type name	GDS Contract
Purpose of contract	General
Contract start date	01/04/2006
Contract end date	

16/17 Contracted general activity (UDA)	12,244
Carry forward general activity (UDA)	0
16/17 Contracted orthodontic activity (UOA)	0
Carry forward orthodontic activity (UOA)	0
Baseline contract value	£289,811.87

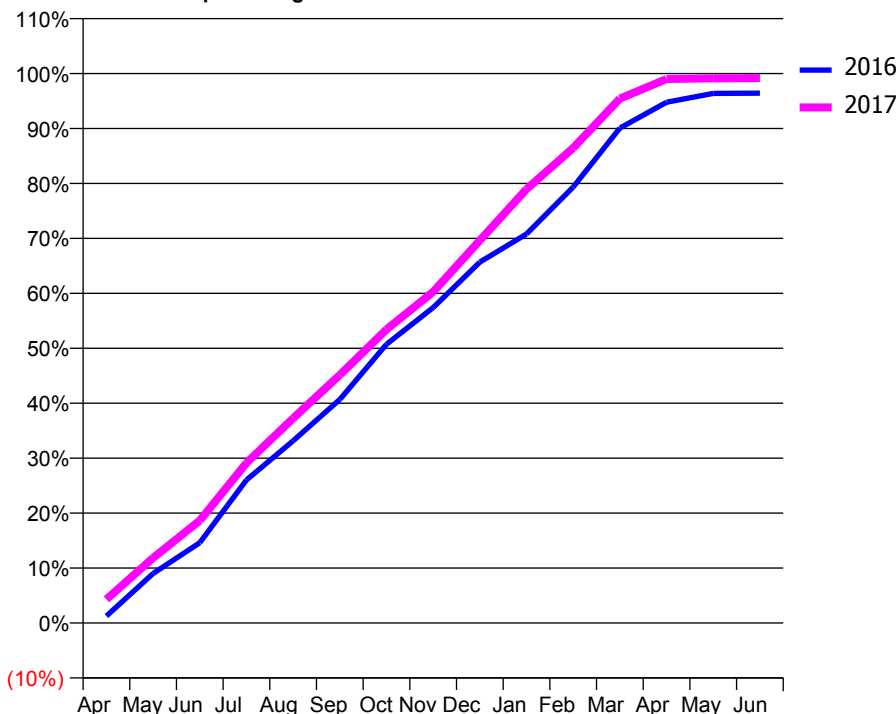
### ACCESS\*

Patients seen in 24 months	Total	Change since previous quarter
Quarter ending March 2016	6,186	
Quarter ending June 2016	6,389	↑
Quarter ending September 2016	6,516	→
Quarter ending December 2016	6,535	→
Quarter ending March 2017	6,561	→
<b>Variance since March 2016</b>	<b>6.1%</b>	<b>↑</b>



### ACTIVITY

Cumulative percentage of contracted UDA delivered 2016 & 2017



Month	Adjusted Scheduled Activity (UDA)	
	2016	2017
April	157	527
May	1,104	1,453
June	1,790	2,283
July	3,186	3,566
August	4,060	4,563
September	4,982	5,528
October	6,213	6,543
November	7,030	7,378
December	8,042	8,527
January	8,669	9,668
February	9,714	10,585
March	11,029	11,684
April	11,604	12,121
May	11,800	12,136
June	11,806	12,141

### QUALITY

	Quantity	Base Number	Contract	AT	Region	England
% of FP17s for the same patient ID Re-attending within 3 months - Children	126	2,603	4.8%	10.0%	12.0%	12.3%
% of FP17s for the same patient ID Re-attending within 3 months - Adults	868	6,014	14.4%	15.4%	16.0%	16.7%
% of FP17s for the same patient ID Re-attending between 3 & 9 months - Children	1,469	2,603	56.4%	51.1%	58.8%	57.6%
% of FP17s for the same patient ID Re-attending between 3 & 9 months - Adults	3,115	6,014	51.8%	46.4%	51.2%	50.1%
% of FP17s for Band 1 Urgent Courses	742	7,915	9.4%	8.1%	8.0%	9.1%
% of FP17s Relating to Free Repair or Replacements	51	7,915	0.6%	0.7%	0.8%	0.8%
% of FP17s Relating to Continuations	3	7,915	0.0%	0.9%	1.2%	1.2%
% of Patients satisfied with the dentistry they have received	4	4	N/A	92.1%	92.7%	92.8%
% of Patients satisfied with the time they had to wait for an appointment	4	4	N/A	90.3%	89.1%	88.7%

\* This is based on patients treated on this contract for their most recent course of treatment. Figures in italics indicate the base number of FP17s or Patient Questionnaire responses are less than 100. N/A is shown where the base number of responses is less than 10 during the period. % is calculated as Quantity/Base number\*100

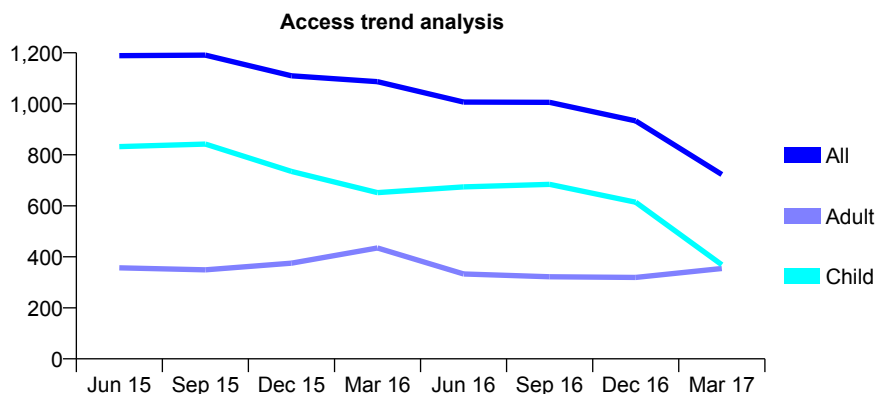
## Q54 - Vital Signs At a Glance Contract Report for 249726/0004 - Year end March 2017

Name or company name	MR AA DUGGAL
Contract type name	PDS Plus Contract
Purpose of contract	General
Contract start date	01/05/2012
Contract end date	30/04/2017

16/17 Contracted general activity (UDA)	2,000
Carry forward general activity (UDA)	55
16/17 Contracted orthodontic activity (UOA)	0
Carry forward orthodontic activity (UOA)	0
Baseline contract value	£25,762.12

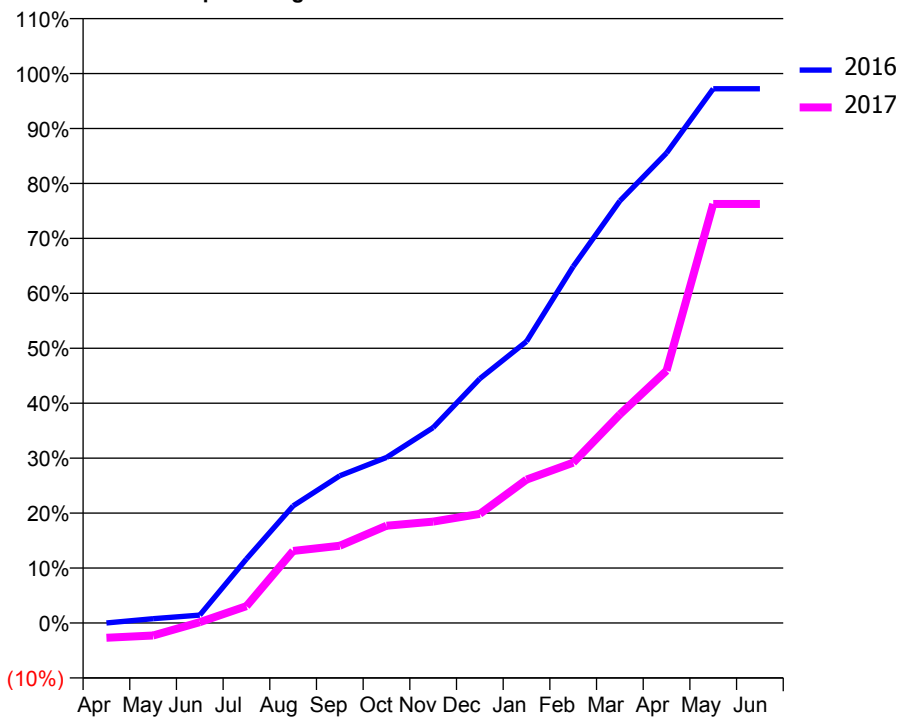
### ACCESS\*

Patients seen in 24 months	Total	Change since previous quarter
Quarter ending March 2016	1,087	
Quarter ending June 2016	1,007	↓
Quarter ending September 2016	1,006	→
Quarter ending December 2016	933	↓
Quarter ending March 2017	723	↓
<b>Variance since March 2016</b>	<b>(33.5%)</b>	<b>↓</b>



### ACTIVITY

Cumulative percentage of contracted UDA delivered 2016 & 2017



Adjusted Scheduled Activity (UDA)

Month	2016	2017
April	0	-54
May	16	-46
June	29	3
July	233	61
August	426	262
September	536	281
October	602	354
November	711	369
December	889	397
January	1,025	522
February	1,297	583
March	1,536	759
April	1,711	918
May	1,945	1,525
June	1,945	1,525

### QUALITY

	Quantity	Base Number	Contract	AT	Region	England
% of FP17s for the same patient ID Re-attending within 3 months - Children	3	526	0.6%	10.0%	12.0%	12.3%
% of FP17s for the same patient ID Re-attending within 3 months - Adults	21	352	6.0%	15.4%	16.0%	16.7%
% of FP17s for the same patient ID Re-attending between 3 & 9 months - Children	16	526	3.0%	51.1%	58.8%	57.6%
% of FP17s for the same patient ID Re-attending between 3 & 9 months - Adults	36	352	10.2%	46.4%	51.2%	50.1%
% of FP17s for Band 1 Urgent Courses	2	937	0.2%	8.1%	8.0%	9.1%
% of FP17s Relating to Free Repair or Replacements	2	937	0.2%	0.7%	0.8%	0.8%
% of FP17s Relating to Continuations	4	937	0.4%	0.9%	1.2%	1.2%
% of Patients satisfied with the dentistry they have received	3	3	N/A	92.1%	92.7%	92.8%
% of Patients satisfied with the time they had to wait for an appointment	3	3	N/A	90.3%	89.1%	88.7%

\* This is based on patients treated on this contract for their most recent course of treatment. Figures in italics indicate the base number of FP17s or Patient Questionnaire responses are less than 100. N/A is shown where the base number of responses is less than 10 during the period. % is calculated as Quantity/Base number\*100

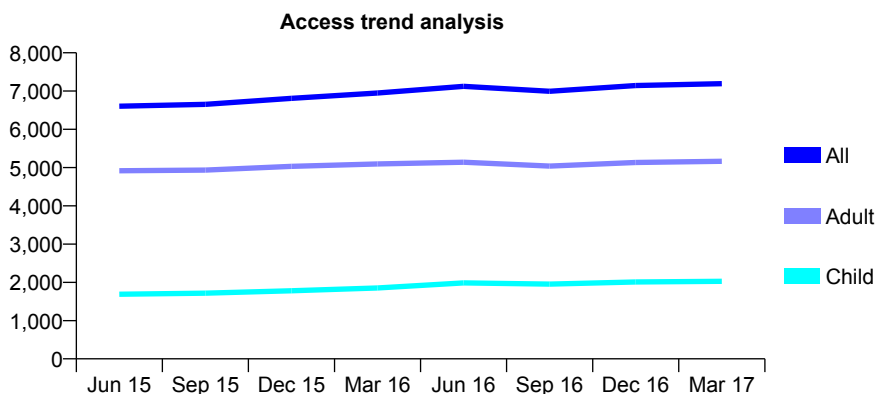
## Q54 - Vital Signs At a Glance Contract Report for 250333/0001 - Year end March 2017

Name or company name	MR JS JANDU
Contract type name	GDS Contract
Purpose of contract	General and Orthodontic
Contract start date	01/04/2008
Contract end date	

16/17 Contracted general activity (UDA)	22,064
Carry forward general activity (UDA)	764
16/17 Contracted orthodontic activity (UOA)	999
Carry forward orthodontic activity (UOA)	0
Baseline contract value	£636,901.58

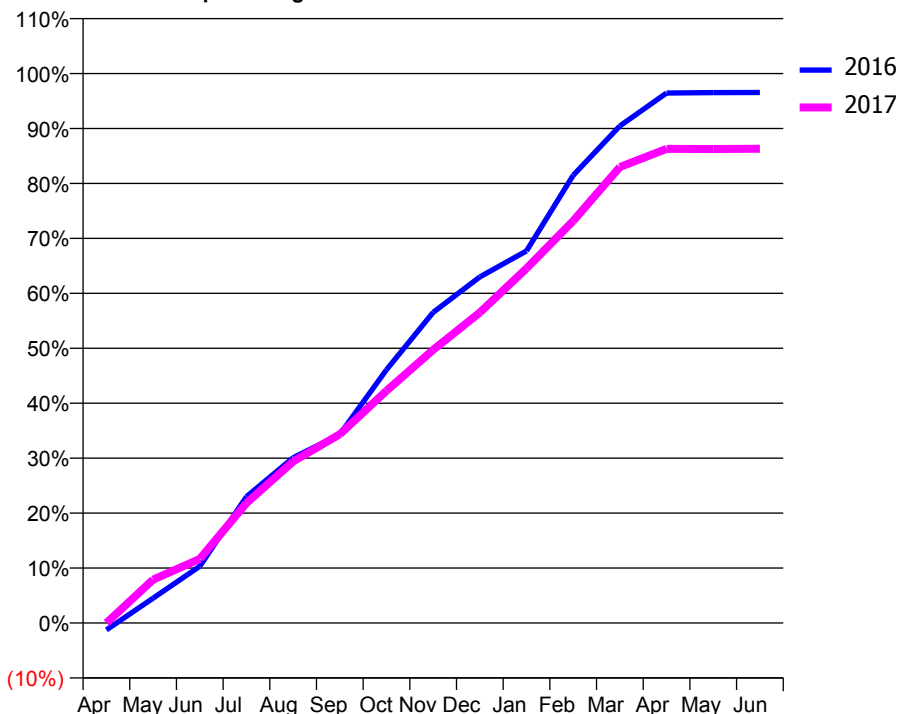
### ACCESS\*

Patients seen in 24 months	Total	Change since previous quarter
Quarter ending March 2016	6,950	
Quarter ending June 2016	7,125	↑
Quarter ending September 2016	6,994	↓
Quarter ending December 2016	7,143	↑
Quarter ending March 2017	7,192	→
<b>Variance since March 2016</b>	<b>3.5%</b>	<b>↑</b>



### ACTIVITY

**Cumulative percentage of contracted UDA delivered 2016 & 2017**



**Adjusted Scheduled Activity (UDA)**

Month	2016	2017
April	-280	3
May	998	1,742
June	2,280	2,574
July	5,071	4,816
August	6,638	6,485
September	7,571	7,577
October	10,169	9,325
November	12,472	10,966
December	13,899	12,469
January	14,942	14,239
February	17,975	16,145
March	19,959	18,307
April	21,281	19,034
May	21,298	19,032
June	21,300	19,044

### QUALITY

	Quantity	Base Number	Contract	AT	Region	England
% of FP17s for the same patient ID Re-attending within 3 months - Children	204	2,857	7.1%	10.0%	12.0%	12.3%
% of FP17s for the same patient ID Re-attending within 3 months - Adults	856	6,414	13.3%	15.4%	16.0%	16.7%
% of FP17s for the same patient ID Re-attending between 3 & 9 months - Children	1,182	2,857	41.4%	51.1%	58.8%	57.6%
% of FP17s for the same patient ID Re-attending between 3 & 9 months - Adults	2,571	6,414	40.1%	46.4%	51.2%	50.1%
% of FP17s for Band 1 Urgent Courses	887	8,898	10.0%	8.1%	8.0%	9.1%
% of FP17s Relating to Free Repair or Replacements	56	8,898	0.6%	0.7%	0.8%	0.8%
% of FP17s Relating to Continuations	42	8,898	0.5%	0.9%	1.2%	1.2%
% of Patients satisfied with the dentistry they have received	8	8	N/A	92.1%	92.7%	92.8%
% of Patients satisfied with the time they had to wait for an appointment	7	8	N/A	90.3%	89.1%	88.7%

\* This is based on patients treated on this contract for their most recent course of treatment. Figures in italics indicate the base number of FP17s or Patient Questionnaire responses are less than 100. N/A is shown where the base number of responses is less than 10 during the period. % is calculated as Quantity/Base number\*100

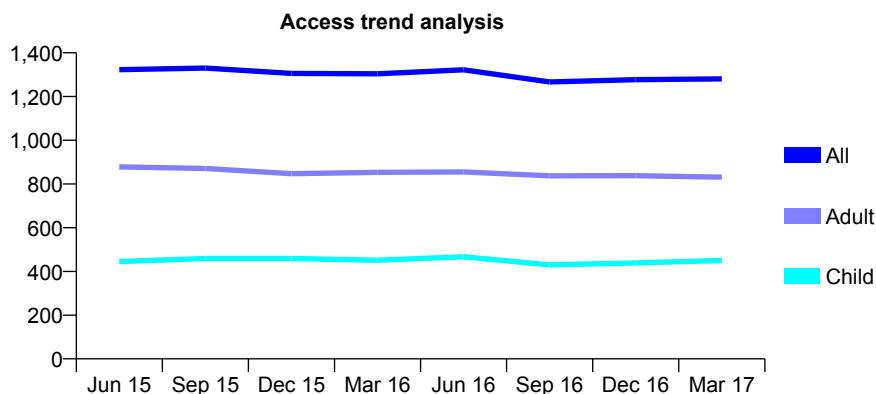
## Q54 - Vital Signs At a Glance Contract Report for 250333/0002 - Year end March 2017

Name or company name	MR JS JANDU
Contract type name	GDS Contract
Purpose of contract	General
Contract start date	01/10/2012
Contract end date	

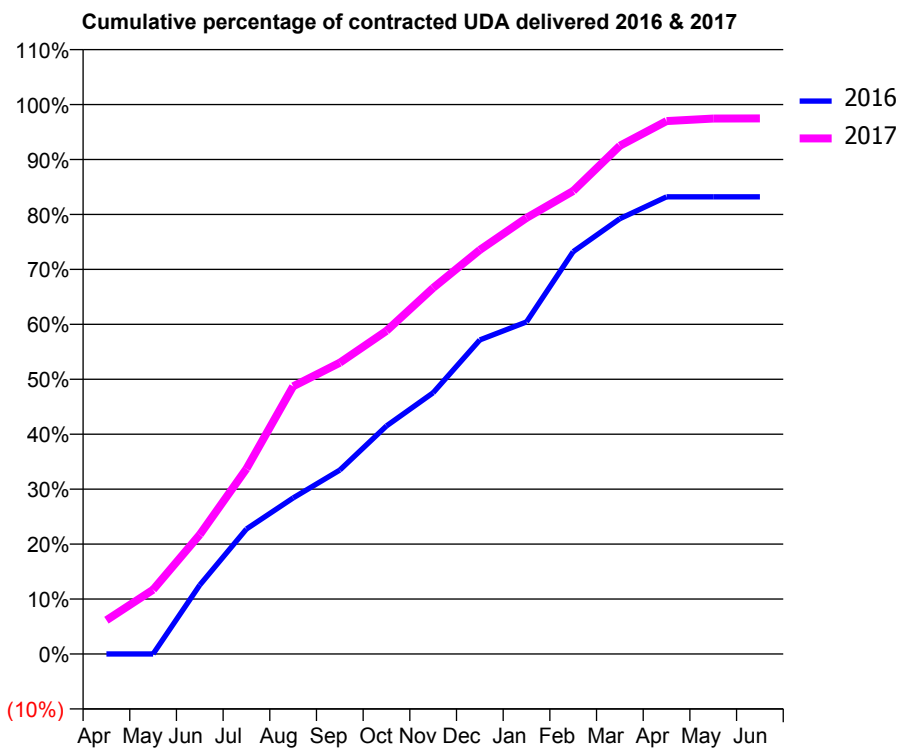
16/17 Contracted general activity (UDA)	4,213
Carry forward general activity (UDA)	0
16/17 Contracted orthodontic activity (UOA)	0
Carry forward orthodontic activity (UOA)	0
Baseline contract value	£112,408.40

### ACCESS\*

Patients seen in 24 months	Total	Change since previous quarter
Quarter ending March 2016	1,304	
Quarter ending June 2016	1,322	→
Quarter ending September 2016	1,267	↓
Quarter ending December 2016	1,277	→
Quarter ending March 2017	1,281	→
<b>Variance since March 2016</b>	<b>(1.8%)</b>	<b>↓</b>



### ACTIVITY



Month	Adjusted Scheduled Activity (UDA)	
	2016	2017
April	0	259
May	0	494
June	529	916
July	958	1,421
August	1,196	2,052
September	1,410	2,234
October	1,749	2,478
November	2,004	2,807
December	2,409	3,098
January	2,546	3,343
February	3,085	3,551
March	3,338	3,897
April	3,505	4,086
May	3,505	4,105
June	3,505	4,106

### QUALITY

	Quantity	Base Number	Contract	AT	Region	England
% of FP17s for the same patient ID Re-attending within 3 months - Children	41	579	7.1%	10.0%	12.0%	12.3%
% of FP17s for the same patient ID Re-attending within 3 months - Adults	145	960	15.1%	15.4%	16.0%	16.7%
% of FP17s for the same patient ID Re-attending between 3 & 9 months - Children	265	579	45.8%	51.1%	58.8%	57.6%
% of FP17s for the same patient ID Re-attending between 3 & 9 months - Adults	412	960	42.9%	46.4%	51.2%	50.1%
% of FP17s for Band 1 Urgent Courses	160	1,548	10.3%	8.1%	8.0%	9.1%
% of FP17s Relating to Free Repair or Replacements	19	1,548	1.2%	0.7%	0.8%	0.8%
% of FP17s Relating to Continuations	15	1,548	1.0%	0.9%	1.2%	1.2%
% of Patients satisfied with the dentistry they have received	1	1	N/A	92.1%	92.7%	92.8%
% of Patients satisfied with the time they had to wait for an appointment	1	1	N/A	90.3%	89.1%	88.7%

\* This is based on patients treated on this contract for their most recent course of treatment. Figures in italics indicate the base number of FP17s or Patient Questionnaire responses are less than 100. N/A is shown where the base number of responses is less than 10 during the period. % is calculated as Quantity/Base number\*100

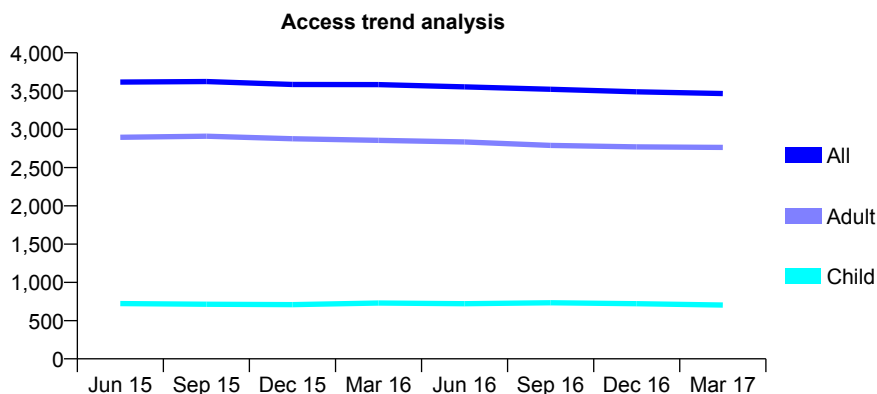
## Q54 - Vital Signs At a Glance Contract Report for 251623/0001 - Year end March 2017

Name or company name	MR F HEYDARI-BATENI
Contract type name	GDS Contract
Purpose of contract	General
Contract start date	01/04/2006
Contract end date	

16/17 Contracted general activity (UDA)	11,261
Carry forward general activity (UDA)	129
16/17 Contracted orthodontic activity (UOA)	0
Carry forward orthodontic activity (UOA)	0
Baseline contract value	£237,160.58

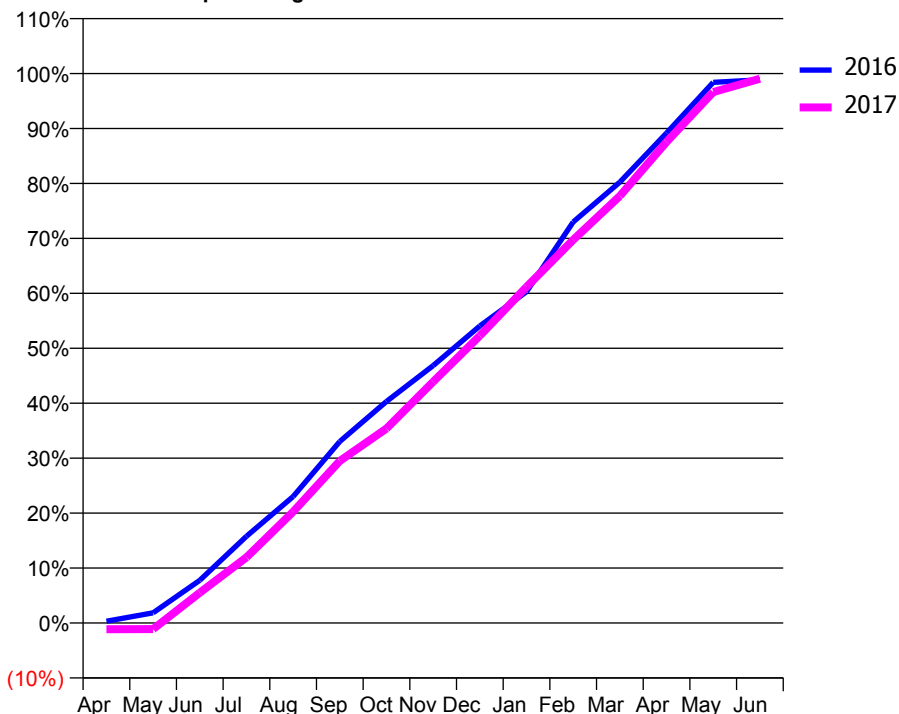
### ACCESS\*

Patients seen in 24 months	Total	Change since previous quarter
Quarter ending March 2016	3,585	
Quarter ending June 2016	3,554	→
Quarter ending September 2016	3,523	→
Quarter ending December 2016	3,491	→
Quarter ending March 2017	3,467	→
<b>Variance since March 2016</b>	<b>(3.3%)</b>	<b>↓</b>



### ACTIVITY

Cumulative percentage of contracted UDA delivered 2016 & 2017



Month	Adjusted Scheduled Activity (UDA)	
	2016	2017
April	38	-129
May	209	-126
June	877	621
July	1,779	1,345
August	2,591	2,280
September	3,720	3,322
October	4,541	3,986
November	5,276	4,945
December	6,088	5,888
January	6,791	6,888
February	8,218	7,853
March	9,037	8,752
April	10,042	9,857
May	11,079	10,880
June	11,132	11,154

### QUALITY

	Quantity	Base Number	Contract	AT	Region	England
% of FP17s for the same patient ID Re-attending within 3 months - Children	59	1,015	5.8%	10.0%	12.0%	12.3%
% of FP17s for the same patient ID Re-attending within 3 months - Adults	519	4,052	12.8%	15.4%	16.0%	16.7%
% of FP17s for the same patient ID Re-attending between 3 & 9 months - Children	612	1,015	60.3%	51.1%	58.8%	57.6%
% of FP17s for the same patient ID Re-attending between 3 & 9 months - Adults	2,317	4,052	57.2%	46.4%	51.2%	50.1%
% of FP17s for Band 1 Urgent Courses	342	5,250	6.5%	8.1%	8.0%	9.1%
% of FP17s Relating to Free Repair or Replacements	38	5,250	0.7%	0.7%	0.8%	0.8%
% of FP17s Relating to Continuations	46	5,250	0.9%	0.9%	1.2%	1.2%
% of Patients satisfied with the dentistry they have received	5	5	N/A	92.1%	92.7%	92.8%
% of Patients satisfied with the time they had to wait for an appointment	5	5	N/A	90.3%	89.1%	88.7%

\* This is based on patients treated on this contract for their most recent course of treatment. Figures in italics indicate the base number of FP17s or Patient Questionnaire responses are less than 100. N/A is shown where the base number of responses is less than 10 during the period. % is calculated as Quantity/Base number\*100

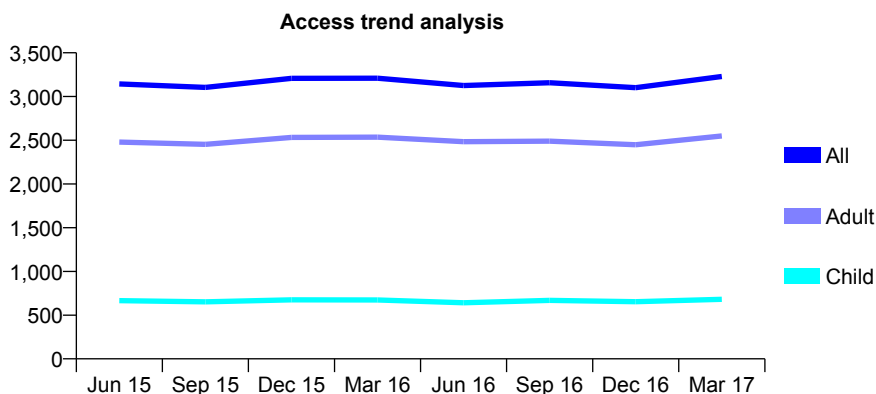
## Q54 - Vital Signs At a Glance Contract Report for 251941/0001 - Year end March 2017

Name or company name	MR JS CHUHAN
Contract type name	GDS Contract
Purpose of contract	General
Contract start date	01/04/2006
Contract end date	

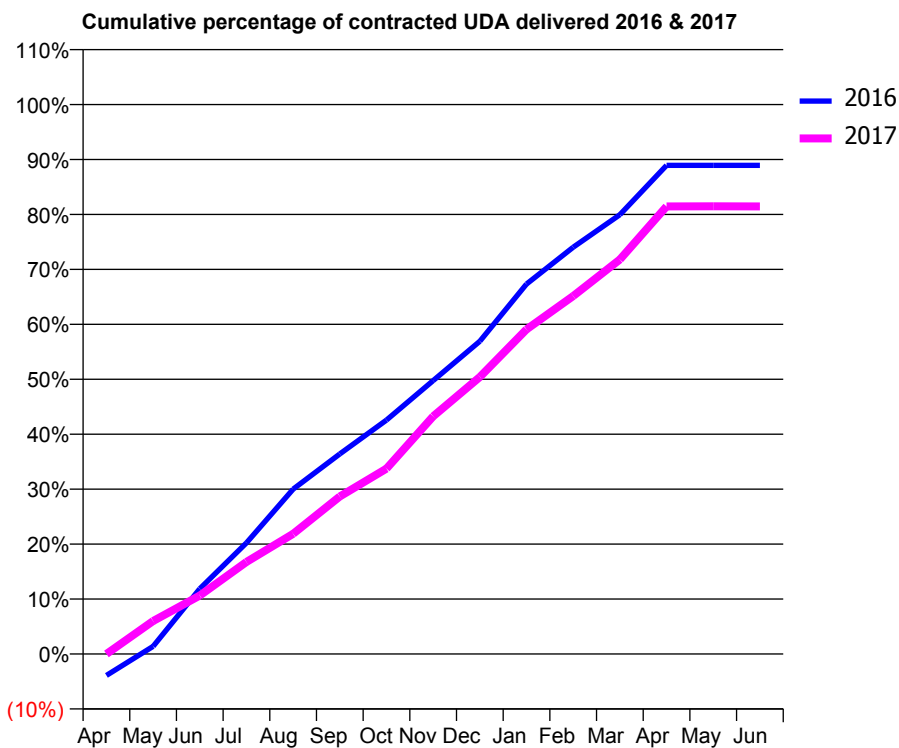
16/17 Contracted general activity (UDA)	12,721
Carry forward general activity (UDA)	0
16/17 Contracted orthodontic activity (UOA)	0
Carry forward orthodontic activity (UOA)	0
Baseline contract value	£341,717.12

### ACCESS\*

Patients seen in 24 months	Total	Change since previous quarter
Quarter ending March 2016	3,209	
Quarter ending June 2016	3,126	↓
Quarter ending September 2016	3,158	→
Quarter ending December 2016	3,101	↓
Quarter ending March 2017	3,230	↑
<b>Variance since March 2016</b>	0.7%	→



### ACTIVITY



Month	Adjusted Scheduled Activity (UDA)	
	2016	2017
April	-500	0
May	179	765
June	1,511	1,354
July	2,574	2,130
August	3,817	2,784
September	4,632	3,648
October	5,417	4,294
November	6,329	5,502
December	7,240	6,413
January	8,564	7,517
February	9,416	8,288
March	10,169	9,134
April	11,313	10,363
May	11,313	10,366
June	11,313	10,363

### QUALITY

	Quantity	Base Number	Contract	AT	Region	England
% of FP17s for the same patient ID Re-attending within 3 months - Children	91	703	12.9%	10.0%	12.0%	12.3%
% of FP17s for the same patient ID Re-attending within 3 months - Adults	927	3,199	29.0%	15.4%	16.0%	16.7%
% of FP17s for the same patient ID Re-attending between 3 & 9 months - Children	169	703	24.0%	51.1%	58.8%	57.6%
% of FP17s for the same patient ID Re-attending between 3 & 9 months - Adults	960	3,199	30.0%	46.4%	51.2%	50.1%
% of FP17s for Band 1 Urgent Courses	873	3,901	22.4%	8.1%	8.0%	9.1%
% of FP17s Relating to Free Repair or Replacements	45	3,901	1.2%	0.7%	0.8%	0.8%
% of FP17s Relating to Continuations	19	3,901	0.5%	0.9%	1.2%	1.2%
% of Patients satisfied with the dentistry they have received	2	3	N/A	92.1%	92.7%	92.8%
% of Patients satisfied with the time they had to wait for an appointment	3	3	N/A	90.3%	89.1%	88.7%

\* This is based on patients treated on this contract for their most recent course of treatment. Figures in italics indicate the base number of FP17s or Patient Questionnaire responses are less than 100. N/A is shown where the base number of responses is less than 10 during the period. % is calculated as Quantity/Base number\*100

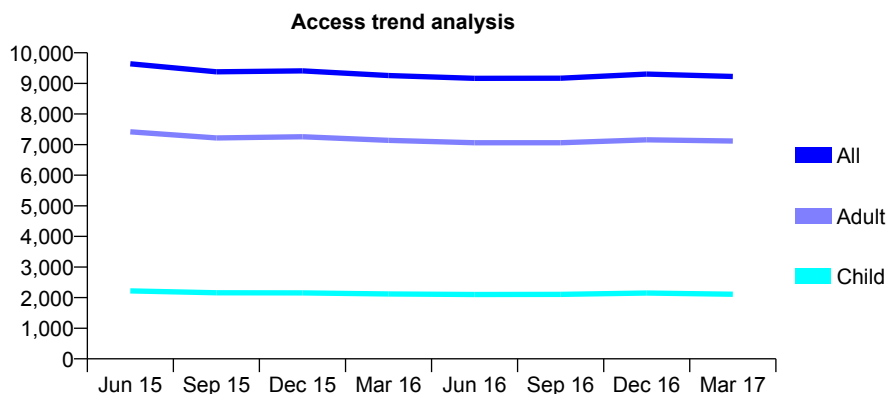
## Q54 - Vital Signs At a Glance Contract Report for 253693/0001 - Year end March 2017

Name or company name	MR OS DHILLON
Contract type name	GDS Contract
Purpose of contract	General
Contract start date	01/04/2006
Contract end date	

16/17 Contracted general activity (UDA)	32,861
Carry forward general activity (UDA)	1,295
16/17 Contracted orthodontic activity (UOA)	0
Carry forward orthodontic activity (UOA)	0
Baseline contract value	£838,736.83

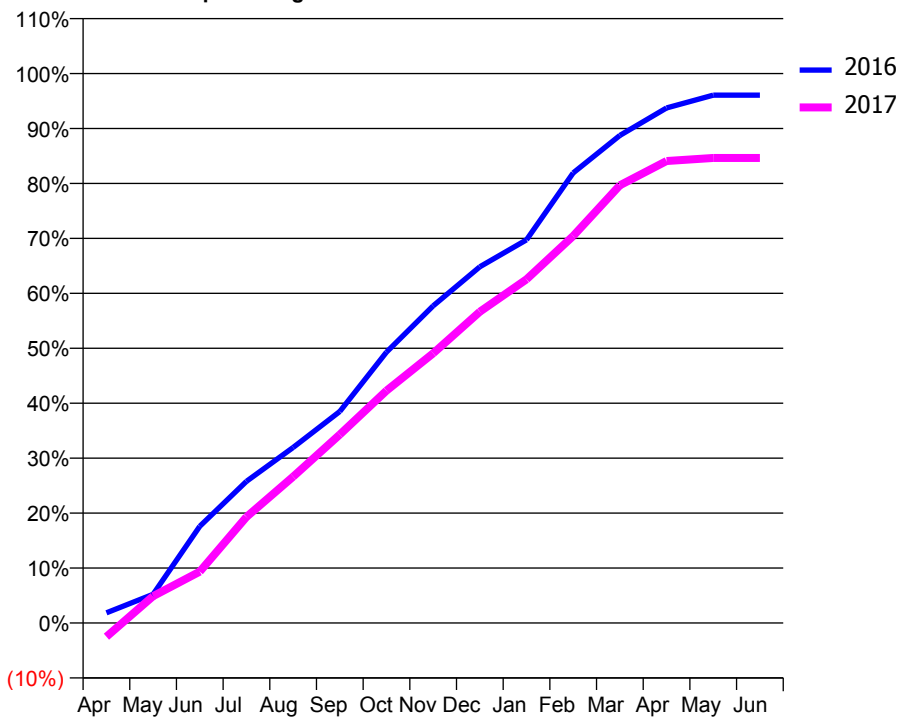
### ACCESS\*

Patients seen in 24 months	Total	Change since previous quarter
Quarter ending March 2016	9,256	
Quarter ending June 2016	9,164	→
Quarter ending September 2016	9,169	→
Quarter ending December 2016	9,306	→
Quarter ending March 2017	9,226	→
<b>Variance since March 2016</b>	<b>(0.3%)</b>	→



### ACTIVITY

Cumulative percentage of contracted UDA delivered 2016 & 2017



Month	Adjusted Scheduled Activity (UDA)	
	2016	2017
April	608	-826
May	1,722	1,610
June	5,782	3,078
July	8,472	6,347
August	10,496	8,750
September	12,652	11,270
October	16,198	13,896
November	18,969	16,131
December	21,307	18,618
January	22,915	20,558
February	26,916	23,147
March	29,157	26,174
April	30,803	27,624
May	31,566	27,810
June	31,566	27,812

### QUALITY

	Quantity	Base Number	Contract	AT	Region	England
% of FP17s for the same patient ID Re-attending within 3 months - Children	136	2,820	4.8%	10.0%	12.0%	12.3%
% of FP17s for the same patient ID Re-attending within 3 months - Adults	1,759	10,612	16.6%	15.4%	16.0%	16.7%
% of FP17s for the same patient ID Re-attending between 3 & 9 months - Children	1,551	2,820	55.0%	51.1%	58.8%	57.6%
% of FP17s for the same patient ID Re-attending between 3 & 9 months - Adults	5,900	10,612	55.6%	46.4%	51.2%	50.1%
% of FP17s for Band 1 Urgent Courses	1,015	13,334	7.6%	8.1%	8.0%	9.1%
% of FP17s Relating to Free Repair or Replacements	301	13,334	2.3%	0.7%	0.8%	0.8%
% of FP17s Relating to Continuations	144	13,334	1.1%	0.9%	1.2%	1.2%
% of Patients satisfied with the dentistry they have received	9	9	N/A	92.1%	92.7%	92.8%
% of Patients satisfied with the time they had to wait for an appointment	9	9	N/A	90.3%	89.1%	88.7%

\* This is based on patients treated on this contract for their most recent course of treatment. Figures in italics indicate the base number of FP17s or Patient Questionnaire responses are less than 100. N/A is shown where the base number of responses is less than 10 during the period. % is calculated as Quantity/Base number\*100



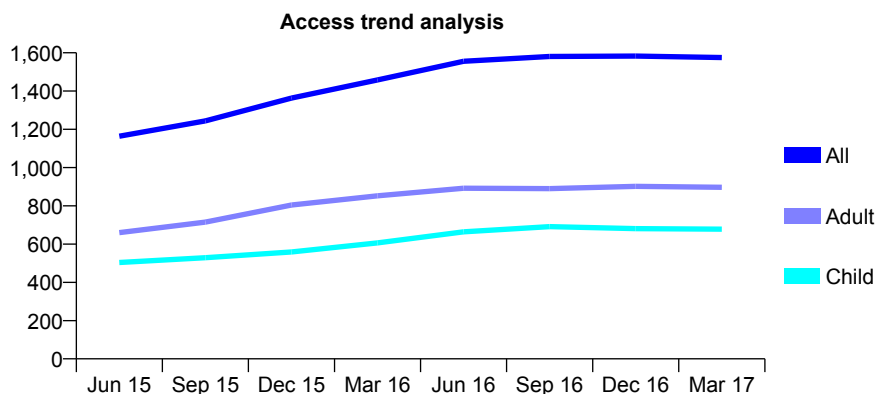
## Q54 - Vital Signs At a Glance Contract Report for 257842/0001 - Year end March 2017

Name or company name	MR N JAIN
Contract type name	GDS Contract
Purpose of contract	General
Contract start date	01/08/2014
Contract end date	

16/17 Contracted general activity (UDA)	4,806
Carry forward general activity (UDA)	-21
16/17 Contracted orthodontic activity (UOA)	0
Carry forward orthodontic activity (UOA)	0
Baseline contract value	£114,613.06

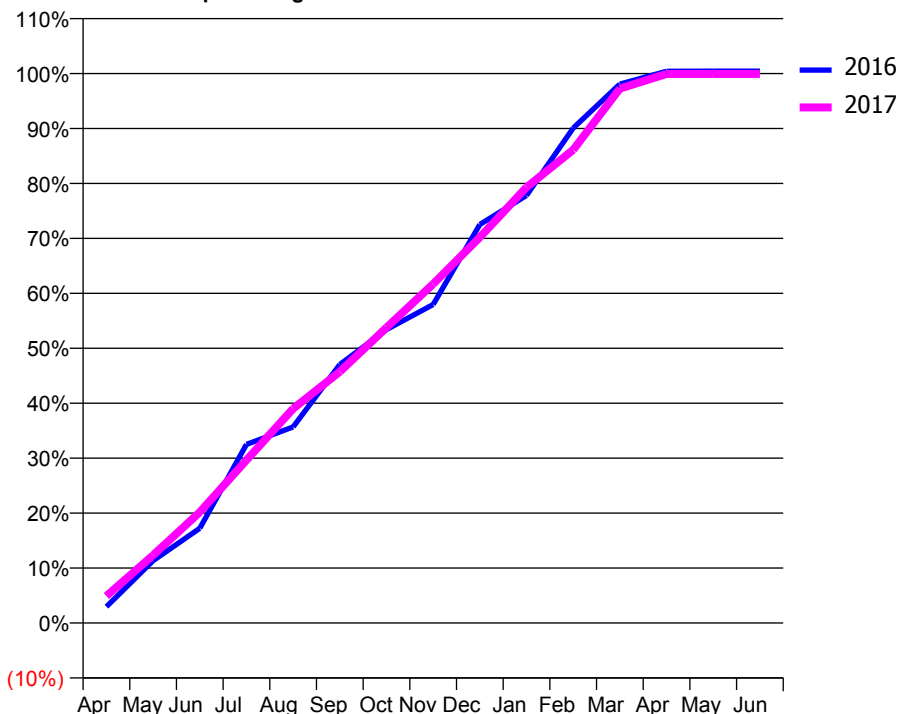
### ACCESS\*

Patients seen in 24 months	Total	Change since previous quarter
Quarter ending March 2016	1,458	
Quarter ending June 2016	1,556	↑
Quarter ending September 2016	1,581	→
Quarter ending December 2016	1,583	→
Quarter ending March 2017	1,575	→
<b>Variance since March 2016</b>	<b>8.0%</b>	<b>↑</b>



### ACTIVITY

Cumulative percentage of contracted UDA delivered 2016 & 2017



Month	Adjusted Scheduled Activity (UDA)	
	2016	2017
April	143	236
May	545	594
June	828	970
July	1,562	1,424
August	1,715	1,875
September	2,261	2,198
October	2,567	2,584
November	2,786	2,965
December	3,485	3,374
January	3,740	3,811
February	4,329	4,139
March	4,713	4,674
April	4,826	4,802
May	4,827	4,802
June	4,827	4,802

### QUALITY

	Quantity	Base Number	Contract	AT	Region	England
% of FP17s for the same patient ID Re-attending within 3 months - Children	46	1,065	4.3%	10.0%	12.0%	12.3%
% of FP17s for the same patient ID Re-attending within 3 months - Adults	82	1,023	8.0%	15.4%	16.0%	16.7%
% of FP17s for the same patient ID Re-attending between 3 & 9 months - Children	588	1,065	55.2%	51.1%	58.8%	57.6%
% of FP17s for the same patient ID Re-attending between 3 & 9 months - Adults	517	1,023	50.5%	46.4%	51.2%	50.1%
% of FP17s for Band 1 Urgent Courses	68	2,088	3.3%	8.1%	8.0%	9.1%
% of FP17s Relating to Free Repair or Replacements	5	2,088	0.2%	0.7%	0.8%	0.8%
% of FP17s Relating to Continuations	8	2,088	0.4%	0.9%	1.2%	1.2%
% of Patients satisfied with the dentistry they have received	0	0	N/A	92.1%	92.7%	92.8%
% of Patients satisfied with the time they had to wait for an appointment	0	0	N/A	90.3%	89.1%	88.7%

\* This is based on patients treated on this contract for their most recent course of treatment. Figures in italics indicate the base number of FP17s or Patient Questionnaire responses are less than 100. N/A is shown where the base number of responses is less than 10 during the period. % is calculated as Quantity/Base number\*100

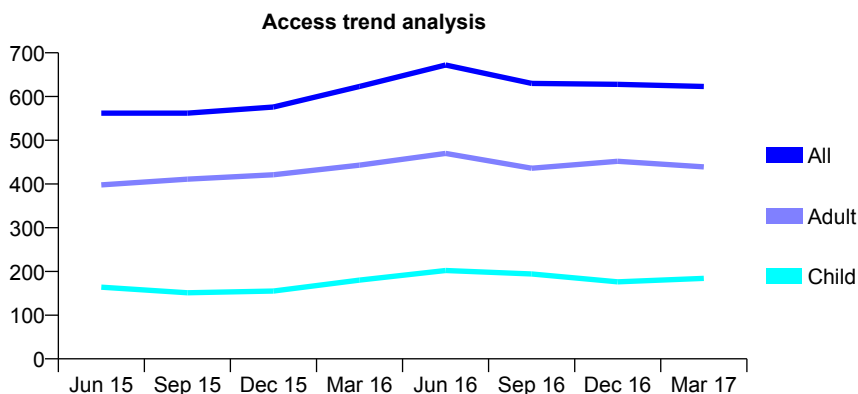
## Q54 - Vital Signs At a Glance Contract Report for 258202/0001 - Year end March 2017

Name or company name	MR H SINGH
Contract type name	GDS Contract
Purpose of contract	General
Contract start date	01/08/2009
Contract end date	

16/17 Contracted general activity (UDA)	2,609
Carry forward general activity (UDA)	0
16/17 Contracted orthodontic activity (UOA)	0
Carry forward orthodontic activity (UOA)	0
Baseline contract value	£59,753.35

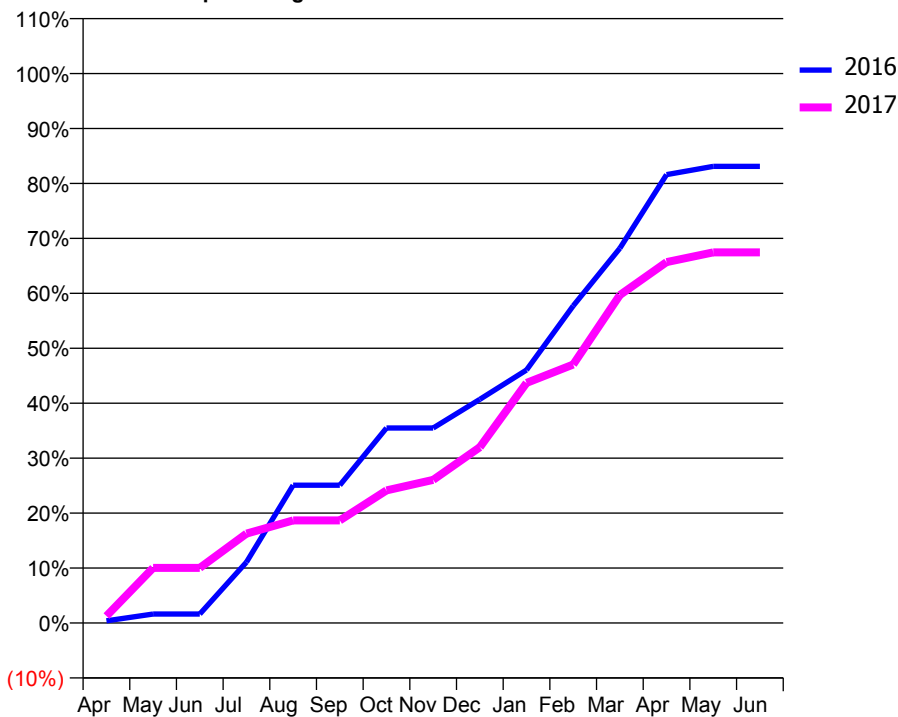
### ACCESS\*

Patients seen in 24 months	Total	Change since previous quarter
Quarter ending March 2016	623	
Quarter ending June 2016	672	↑
Quarter ending September 2016	630	↓
Quarter ending December 2016	628	→
Quarter ending March 2017	623	→
<b>Variance since March 2016</b>	<b>0.0%</b>	<b>→</b>



### ACTIVITY

Cumulative percentage of contracted UDA delivered 2016 & 2017



Adjusted Scheduled Activity (UDA)

Month	2016	2017
April	10	33
May	43	262
June	43	262
July	289	425
August	655	487
September	655	487
October	926	630
November	926	679
December	1,062	835
January	1,201	1,140
February	1,506	1,227
March	1,780	1,557
April	2,129	1,713
May	2,168	1,760
June	2,168	1,760

### QUALITY

	Quantity	Base Number	Contract	AT	Region	England
% of FP17s for the same patient ID Re-attending within 3 months - Children	6	230	2.6%	10.0%	12.0%	12.3%
% of FP17s for the same patient ID Re-attending within 3 months - Adults	44	453	9.7%	15.4%	16.0%	16.7%
% of FP17s for the same patient ID Re-attending between 3 & 9 months - Children	117	230	50.9%	51.1%	58.8%	57.6%
% of FP17s for the same patient ID Re-attending between 3 & 9 months - Adults	186	453	41.1%	46.4%	51.2%	50.1%
% of FP17s for Band 1 Urgent Courses	75	651	11.5%	8.1%	8.0%	9.1%
% of FP17s Relating to Free Repair or Replacements	0	651	0.0%	0.7%	0.8%	0.8%
% of FP17s Relating to Continuations	0	651	0.0%	0.9%	1.2%	1.2%
% of Patients satisfied with the dentistry they have received	0	0	N/A	92.1%	92.7%	92.8%
% of Patients satisfied with the time they had to wait for an appointment	0	0	N/A	90.3%	89.1%	88.7%

\* This is based on patients treated on this contract for their most recent course of treatment. Figures in italics indicate the base number of FP17s or Patient Questionnaire responses are less than 100. N/A is shown where the base number of responses is less than 10 during the period. % is calculated as Quantity/Base number\*100

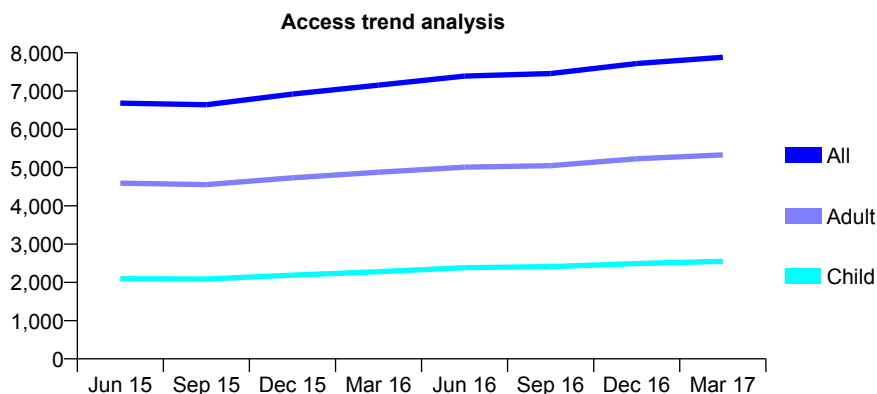
## Q54 - Vital Signs At a Glance Contract Report for 258237/0001 - Year end March 2017

Name or company name	MR SH KHAN
Contract type name	GDS Contract
Purpose of contract	General
Contract start date	01/04/2006
Contract end date	

16/17 Contracted general activity (UDA)	21,314
Carry forward general activity (UDA)	0
16/17 Contracted orthodontic activity (UOA)	0
Carry forward orthodontic activity (UOA)	0
Baseline contract value	£529,128.27

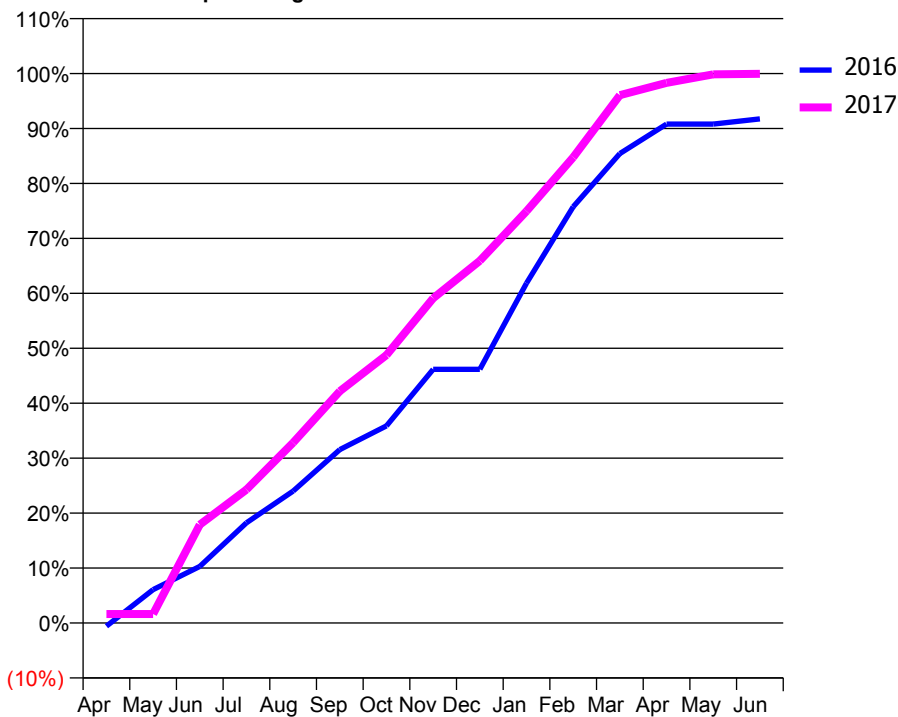
### ACCESS\*

Patients seen in 24 months	Total	Change since previous quarter
Quarter ending March 2016	7,155	
Quarter ending June 2016	7,392	↑
Quarter ending September 2016	7,458	→
Quarter ending December 2016	7,721	↑
Quarter ending March 2017	7,884	↑
<b>Variance since March 2016</b>	<b>10.2%</b>	<b>↑</b>



### ACTIVITY

Cumulative percentage of contracted UDA delivered 2016 & 2017



Adjusted Scheduled Activity (UDA)

Month	2016	2017
April	-126	348
May	1,298	348
June	2,195	3,816
July	3,887	5,176
August	5,119	6,993
September	6,725	8,991
October	7,646	10,392
November	9,839	12,596
December	9,839	14,051
January	13,179	15,973
February	16,146	18,065
March	18,211	20,474
April	19,352	20,952
May	19,352	21,280
June	19,556	21,300

### QUALITY

	Quantity	Base Number	Contract	AT	Region	England
% of FP17s for the same patient ID Re-attending within 3 months - Children	196	3,026	6.5%	10.0%	12.0%	12.3%
% of FP17s for the same patient ID Re-attending within 3 months - Adults	953	6,169	15.4%	15.4%	16.0%	16.7%
% of FP17s for the same patient ID Re-attending between 3 & 9 months - Children	1,129	3,026	37.3%	51.1%	58.8%	57.6%
% of FP17s for the same patient ID Re-attending between 3 & 9 months - Adults	2,151	6,169	34.9%	46.4%	51.2%	50.1%
% of FP17s for Band 1 Urgent Courses	1,612	8,957	18.0%	8.1%	8.0%	9.1%
% of FP17s Relating to Free Repair or Replacements	25	8,957	0.3%	0.7%	0.8%	0.8%
% of FP17s Relating to Continuations	56	8,957	0.6%	0.9%	1.2%	1.2%
% of Patients satisfied with the dentistry they have received	4	4	N/A	92.1%	92.7%	92.8%
% of Patients satisfied with the time they had to wait for an appointment	3	4	N/A	90.3%	89.1%	88.7%

\* This is based on patients treated on this contract for their most recent course of treatment. Figures in italics indicate the base number of FP17s or Patient Questionnaire responses are less than 100. N/A is shown where the base number of responses is less than 10 during the period. % is calculated as Quantity/Base number\*100

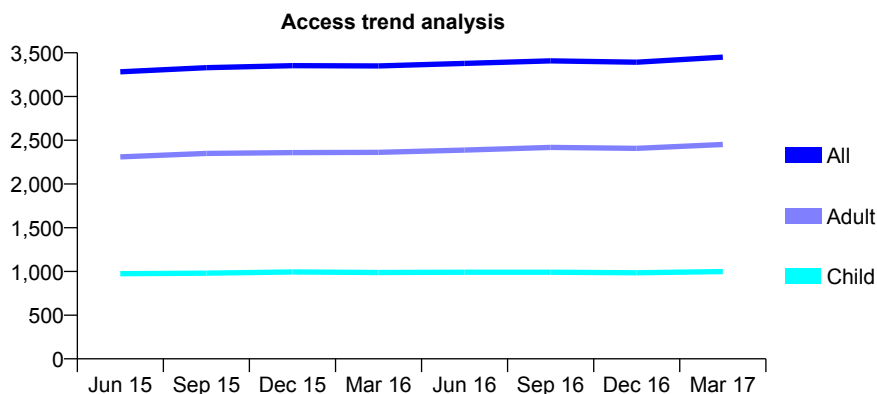
## Q54 - Vital Signs At a Glance Contract Report for 258709/0001 - Year end March 2017

Name or company name	MR G DHERI
Contract type name	GDS Contract
Purpose of contract	General
Contract start date	01/04/2006
Contract end date	

16/17 Contracted general activity (UDA)	8,839
Carry forward general activity (UDA)	261
16/17 Contracted orthodontic activity (UOA)	0
Carry forward orthodontic activity (UOA)	0
Baseline contract value	£237,491.20

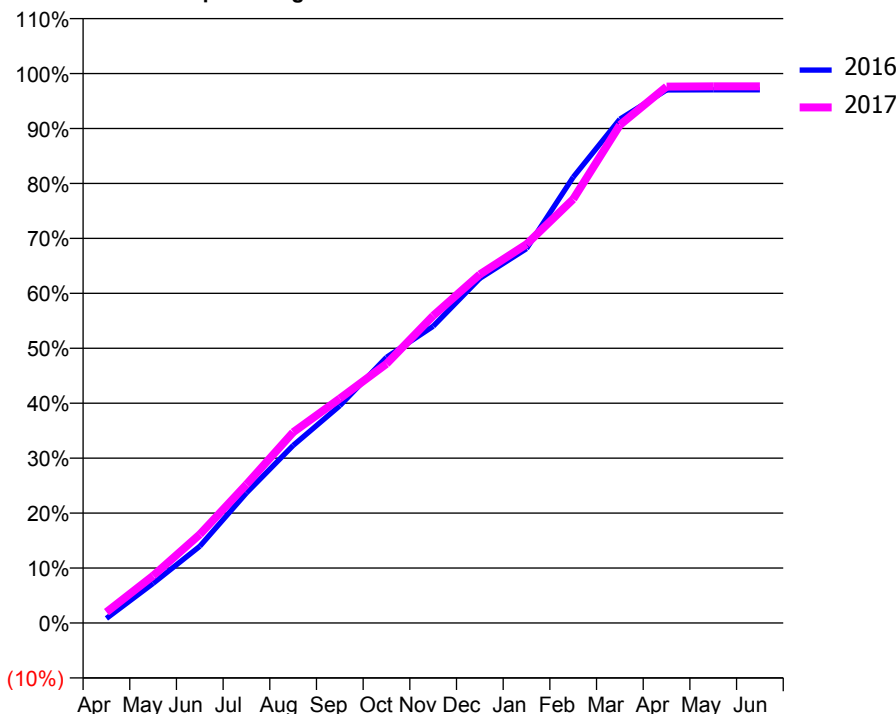
### ACCESS\*

Patients seen in 24 months	Total	Change since previous quarter
Quarter ending March 2016	3,350	
Quarter ending June 2016	3,378	→
Quarter ending September 2016	3,408	→
Quarter ending December 2016	3,392	→
Quarter ending March 2017	3,450	→
<b>Variance since March 2016</b>	<b>3.0%</b>	<b>↑</b>



### ACTIVITY

Cumulative percentage of contracted UDA delivered 2016 & 2017



Adjusted Scheduled Activity (UDA)

Month	2016	2017
April	73	175
May	638	760
June	1,235	1,426
July	2,093	2,229
August	2,856	3,069
September	3,495	3,610
October	4,274	4,169
November	4,775	4,943
December	5,543	5,609
January	6,021	6,093
February	7,171	6,818
March	8,104	8,010
April	8,573	8,627
May	8,578	8,633
June	8,578	8,633

### QUALITY

	Quantity	Base Number	Contract	AT	Region	England
% of FP17s for the same patient ID Re-attending within 3 months - Children	117	1,667	7.0%	10.0%	12.0%	12.3%
% of FP17s for the same patient ID Re-attending within 3 months - Adults	512	3,707	13.8%	15.4%	16.0%	16.7%
% of FP17s for the same patient ID Re-attending between 3 & 9 months - Children	1,129	1,667	67.7%	51.1%	58.8%	57.6%
% of FP17s for the same patient ID Re-attending between 3 & 9 months - Adults	2,230	3,707	60.2%	46.4%	51.2%	50.1%
% of FP17s for Band 1 Urgent Courses	342	5,368	6.4%	8.1%	8.0%	9.1%
% of FP17s Relating to Free Repair or Replacements	23	5,368	0.4%	0.7%	0.8%	0.8%
% of FP17s Relating to Continuations	88	5,368	1.6%	0.9%	1.2%	1.2%
% of Patients satisfied with the dentistry they have received	5	6	N/A	92.1%	92.7%	92.8%
% of Patients satisfied with the time they had to wait for an appointment	6	6	N/A	90.3%	89.1%	88.7%

\* This is based on patients treated on this contract for their most recent course of treatment. Figures in italics indicate the base number of FP17s or Patient Questionnaire responses are less than 100. N/A is shown where the base number of responses is less than 10 during the period. % is calculated as Quantity/Base number\*100

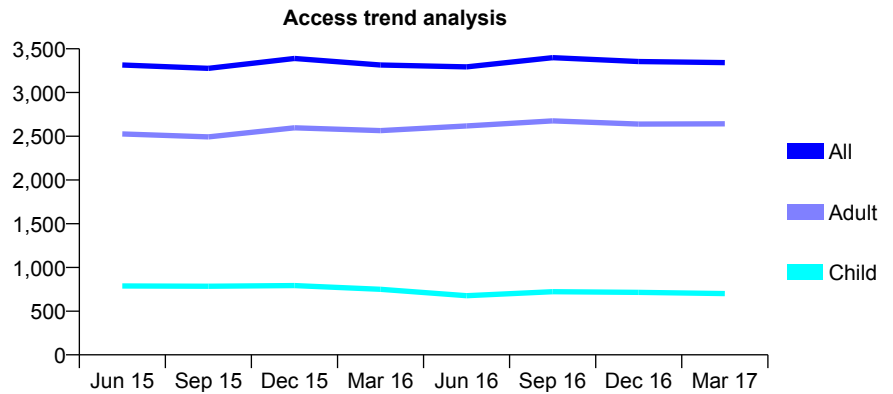
## Q54 - Vital Signs At a Glance Contract Report for 264776/0001 - Year end March 2017

Name or company name	MR SB MAHALEKAM
Contract type name	GDS Contract
Purpose of contract	General
Contract start date	01/04/2006
Contract end date	

16/17 Contracted general activity (UDA)	10,247
Carry forward general activity (UDA)	1
16/17 Contracted orthodontic activity (UOA)	0
Carry forward orthodontic activity (UOA)	0
Baseline contract value	£364,645.79

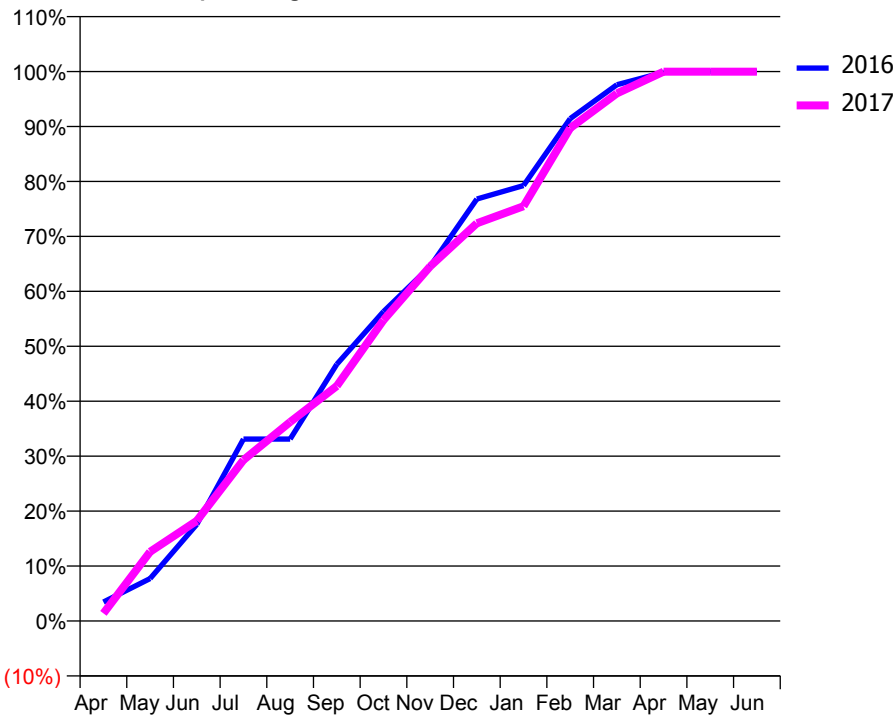
### ACCESS\*

Patients seen in 24 months	Total	Change since previous quarter
Quarter ending March 2016	3,314	
Quarter ending June 2016	3,294	→
Quarter ending September 2016	3,398	↑
Quarter ending December 2016	3,354	↓
Quarter ending March 2017	3,342	→
<b>Variance since March 2016</b>	<b>0.8%</b>	<b>→</b>



### ACTIVITY

Cumulative percentage of contracted UDA delivered 2016 & 2017



Month	Adjusted Scheduled Activity (UDA)	
	2016	2017
April	355	144
May	792	1,292
June	1,802	1,868
July	3,393	3,002
August	3,393	3,712
September	4,789	4,383
October	5,771	5,612
November	6,613	6,614
December	7,870	7,418
January	8,121	7,736
February	9,369	9,191
March	10,000	9,838
April	10,231	10,244
May	10,246	10,245
June	10,246	10,245

### QUALITY

	Quantity	Base Number	Contract	AT	Region	England
% of FP17s for the same patient ID Re-attending within 3 months - Children	43	737	5.8%	10.0%	12.0%	12.3%
% of FP17s for the same patient ID Re-attending within 3 months - Adults	618	2,918	21.2%	15.4%	16.0%	16.7%
% of FP17s for the same patient ID Re-attending between 3 & 9 months - Children	122	737	16.6%	51.1%	58.8%	57.6%
% of FP17s for the same patient ID Re-attending between 3 & 9 months - Adults	785	2,918	26.9%	46.4%	51.2%	50.1%
% of FP17s for Band 1 Urgent Courses	844	3,712	22.7%	8.1%	8.0%	9.1%
% of FP17s Relating to Free Repair or Replacements	1	3,712	0.0%	0.7%	0.8%	0.8%
% of FP17s Relating to Continuations	8	3,712	0.2%	0.9%	1.2%	1.2%
% of Patients satisfied with the dentistry they have received	3	3	N/A	92.1%	92.7%	92.8%
% of Patients satisfied with the time they had to wait for an appointment	3	3	N/A	90.3%	89.1%	88.7%

\* This is based on patients treated on this contract for their most recent course of treatment. Figures in italics indicate the base number of FP17s or Patient Questionnaire responses are less than 100. N/A is shown where the base number of responses is less than 10 during the period. % is calculated as Quantity/Base number\*100

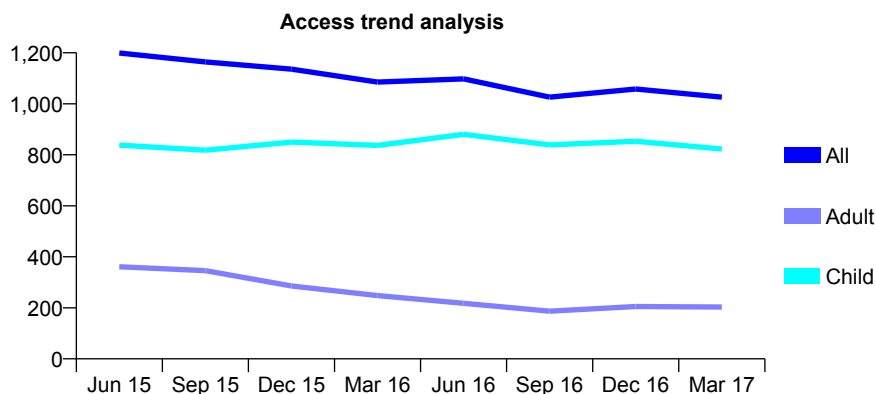
## Q54 - Vital Signs At a Glance Contract Report for 264776/0008 - Year end March 2017

Name or company name	MR SB MAHALEKAM
Contract type name	PDS Plus Contract
Purpose of contract	General
Contract start date	01/05/2012
Contract end date	30/04/2017

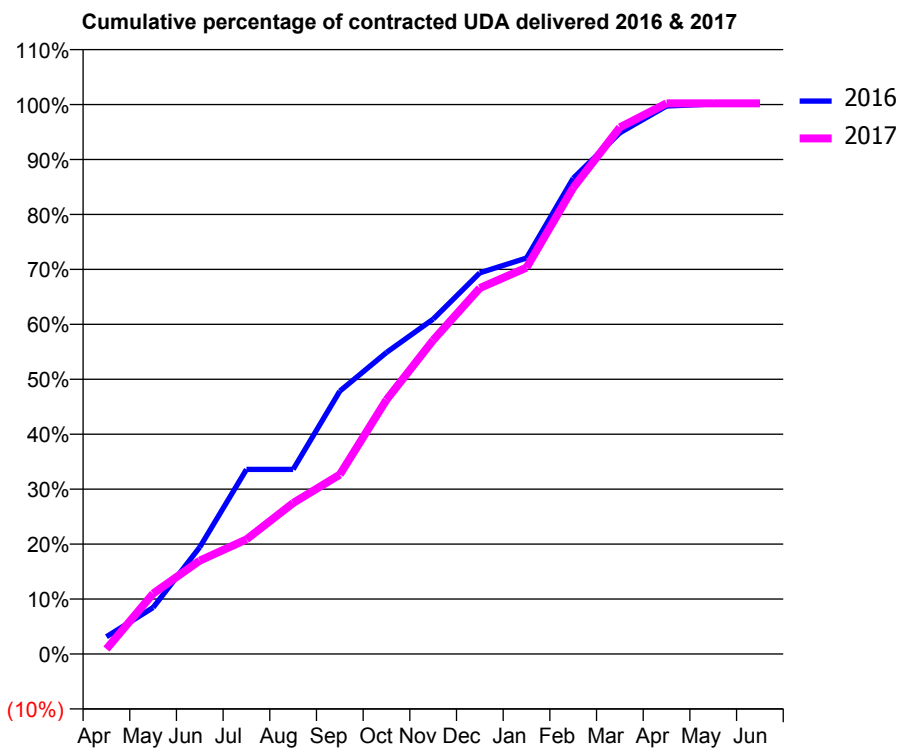
16/17 Contracted general activity (UDA)	2,000
Carry forward general activity (UDA)	-5
16/17 Contracted orthodontic activity (UOA)	0
Carry forward orthodontic activity (UOA)	0
Baseline contract value	£25,762.12

### ACCESS\*

Patients seen in 24 months	Total	Change since previous quarter
Quarter ending March 2016	1,085	
Quarter ending June 2016	1,098	→
Quarter ending September 2016	1,026	↓
Quarter ending December 2016	1,058	↑
Quarter ending March 2017	1,026	↓
<b>Variance since March 2016</b>	<b>(5.4%)</b>	<b>↓</b>



### ACTIVITY



Month	Adjusted Scheduled Activity (UDA)	
	2016	2017
April	63	18
May	169	220
June	389	340
July	672	417
August	672	550
September	957	653
October	1,098	925
November	1,219	1,142
December	1,387	1,332
January	1,441	1,406
February	1,731	1,697
March	1,897	1,917
April	1,995	2,004
May	2,002	2,004
June	2,005	2,004

### QUALITY

	Quantity	Base Number	Contract	AT	Region	England
% of FP17s for the same patient ID Re-attending within 3 months - Children	15	939	1.6%	10.0%	12.0%	12.3%
% of FP17s for the same patient ID Re-attending within 3 months - Adults	3	160	1.9%	15.4%	16.0%	16.7%
% of FP17s for the same patient ID Re-attending between 3 & 9 months - Children	264	939	28.1%	51.1%	58.8%	57.6%
% of FP17s for the same patient ID Re-attending between 3 & 9 months - Adults	5	160	3.1%	46.4%	51.2%	50.1%
% of FP17s for Band 1 Urgent Courses	61	1,045	5.8%	8.1%	8.0%	9.1%
% of FP17s Relating to Free Repair or Replacements	0	1,045	0.0%	0.7%	0.8%	0.8%
% of FP17s Relating to Continuations	0	1,045	0.0%	0.9%	1.2%	1.2%
% of Patients satisfied with the dentistry they have received	1	1	N/A	92.1%	92.7%	92.8%
% of Patients satisfied with the time they had to wait for an appointment	1	1	N/A	90.3%	89.1%	88.7%

\* This is based on patients treated on this contract for their most recent course of treatment. Figures in italics indicate the base number of FP17s or Patient Questionnaire responses are less than 100. N/A is shown where the base number of responses is less than 10 during the period. % is calculated as Quantity/Base number\*100

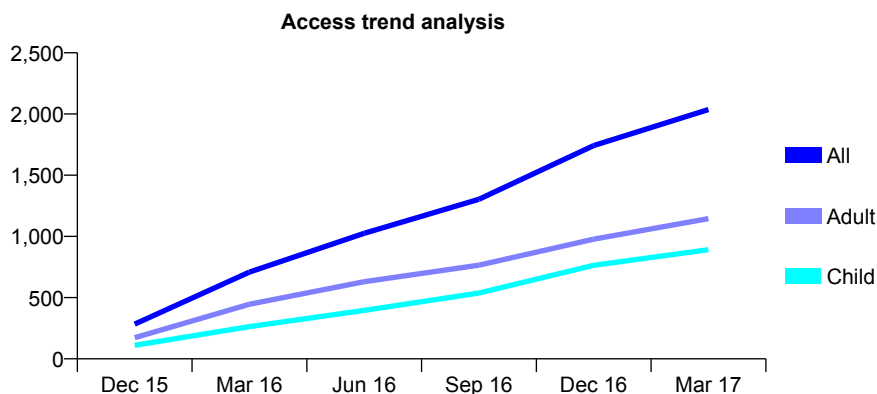
## Q54 - Vital Signs At a Glance Contract Report for 266574/0001 - Year end March 2017

Name or company name	MS N KAUR
Contract type name	GDS Contract
Purpose of contract	General
Contract start date	01/10/2015
Contract end date	

16/17 Contracted general activity (UDA)	5,792
Carry forward general activity (UDA)	-116
16/17 Contracted orthodontic activity (UOA)	0
Carry forward orthodontic activity (UOA)	0
Baseline contract value	£145,626.91

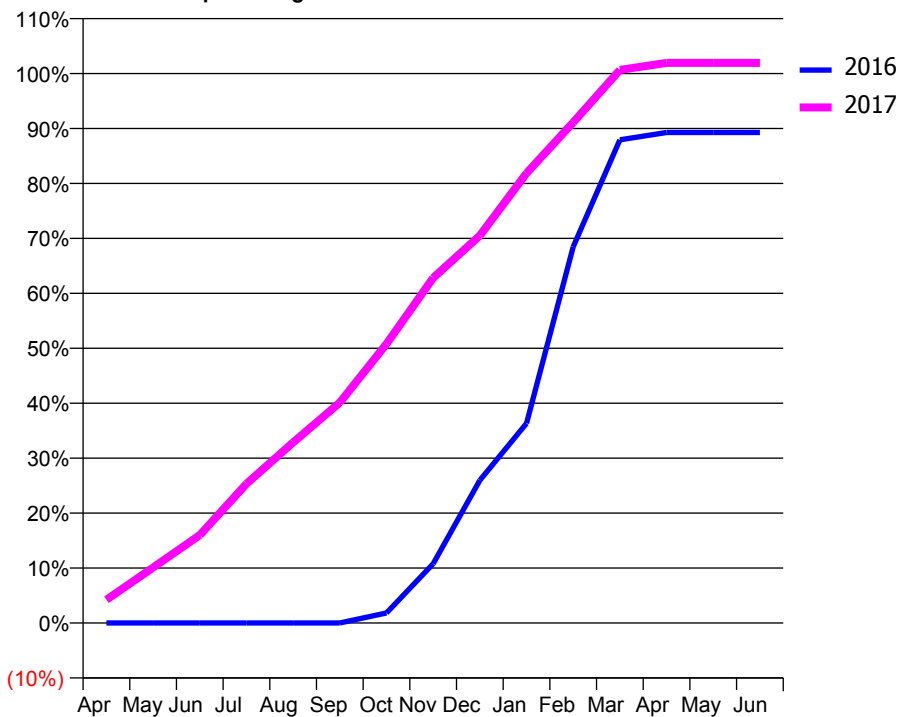
### ACCESS\*

Patients seen in 24 months	Total	Change since previous quarter
Quarter ending March 2016	709	
Quarter ending June 2016	1,026	↑
Quarter ending September 2016	1,303	↑
Quarter ending December 2016	1,742	↑
Quarter ending March 2017	2,037	↑
<b>Variance since March 2016</b>	<b>187.3%</b>	<b>↑</b>



### ACTIVITY

**Cumulative percentage of contracted UDA delivered 2016 & 2017**



**Adjusted Scheduled Activity (UDA)**

Month	2016	2017
April	0	245
May	0	585
June	0	927
July	0	1,469
August	0	1,903
September	0	2,324
October	53	2,943
November	312	3,638
December	752	4,084
January	1,053	4,741
February	1,983	5,278
March	2,546	5,830
April	2,585	5,904
May	2,585	5,904
June	2,585	5,904

### QUALITY

	Quantity	Base Number	Contract	AT	Region	England
% of FP17s for the same patient ID Re-attending within 3 months - Children	51	1,046	4.9%	10.0%	12.0%	12.3%
% of FP17s for the same patient ID Re-attending within 3 months - Adults	164	1,334	12.3%	15.4%	16.0%	16.7%
% of FP17s for the same patient ID Re-attending between 3 & 9 months - Children	198	1,046	18.9%	51.1%	58.8%	57.6%
% of FP17s for the same patient ID Re-attending between 3 & 9 months - Adults	270	1,334	20.2%	46.4%	51.2%	50.1%
% of FP17s for Band 1 Urgent Courses	348	2,400	14.5%	8.1%	8.0%	9.1%
% of FP17s Relating to Free Repair or Replacements	0	2,400	0.0%	0.7%	0.8%	0.8%
% of FP17s Relating to Continuations	5	2,400	0.2%	0.9%	1.2%	1.2%
% of Patients satisfied with the dentistry they have received	0	0	N/A	92.1%	92.7%	92.8%
% of Patients satisfied with the time they had to wait for an appointment	0	0	N/A	90.3%	89.1%	88.7%

\* This is based on patients treated on this contract for their most recent course of treatment. Figures in italics indicate the base number of FP17s or Patient Questionnaire responses are less than 100. N/A is shown where the base number of responses is less than 10 during the period. % is calculated as Quantity/Base number\*100



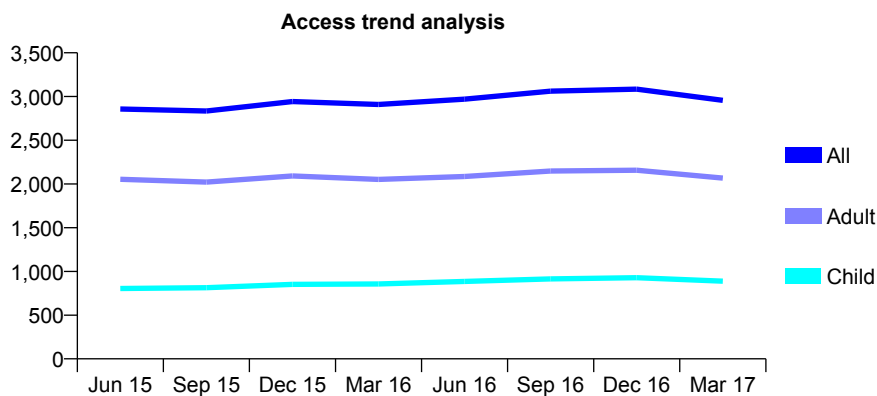
## Q54 - Vital Signs At a Glance Contract Report for 273708/0006 - Year end March 2017

Name or company name	MR G MOORE
Contract type name	GDS Contract
Purpose of contract	General
Contract start date	01/04/2010
Contract end date	

16/17 Contracted general activity (UDA)	7,809
Carry forward general activity (UDA)	-84
16/17 Contracted orthodontic activity (UOA)	0
Carry forward orthodontic activity (UOA)	0
Baseline contract value	£182,434.19

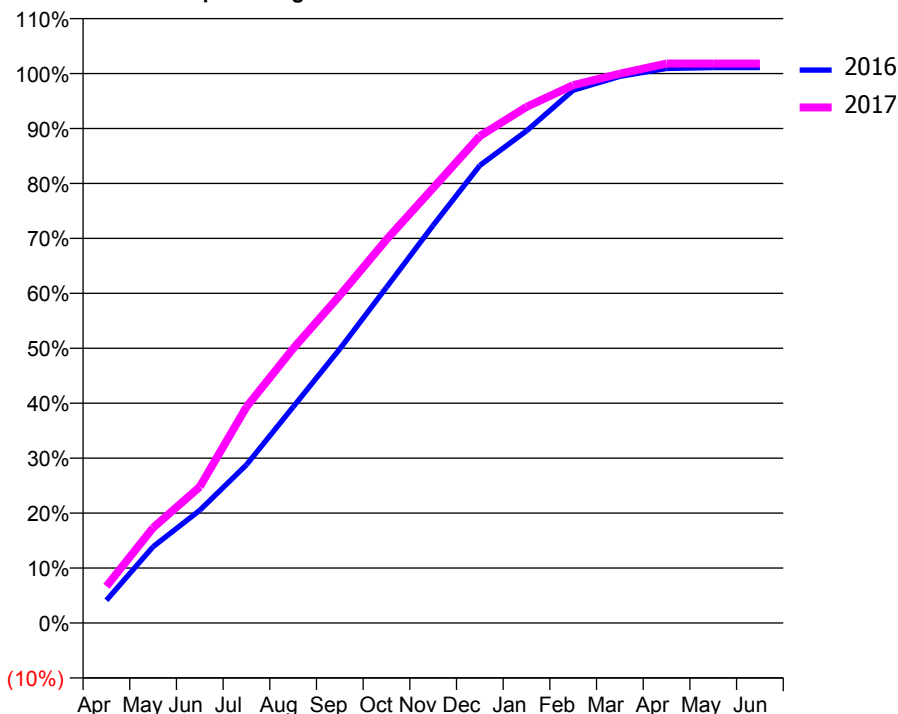
### ACCESS\*

Patients seen in 24 months	Total	Change since previous quarter
Quarter ending March 2016	2,909	
Quarter ending June 2016	2,970	↑
Quarter ending September 2016	3,062	↑
Quarter ending December 2016	3,085	→
Quarter ending March 2017	2,956	↓
<b>Variance since March 2016</b>	<b>1.6%</b>	<b>→</b>



### ACTIVITY

Cumulative percentage of contracted UDA delivered 2016 & 2017



Month	Adjusted Scheduled Activity (UDA)	
	2016	2017
April	322	522
May	1,084	1,353
June	1,603	1,936
July	2,248	3,071
August	3,071	3,900
September	3,896	4,655
October	4,770	5,450
November	5,651	6,183
December	6,503	6,920
January	6,993	7,334
February	7,572	7,643
March	7,768	7,807
April	7,880	7,951
May	7,893	7,951
June	7,893	7,951

### QUALITY

	Quantity	Base Number	Contract	AT	Region	England
% of FP17s for the same patient ID Re-attending within 3 months - Children	49	1,167	4.2%	10.0%	12.0%	12.3%
% of FP17s for the same patient ID Re-attending within 3 months - Adults	303	2,662	11.4%	15.4%	16.0%	16.7%
% of FP17s for the same patient ID Re-attending between 3 & 9 months - Children	606	1,167	51.9%	51.1%	58.8%	57.6%
% of FP17s for the same patient ID Re-attending between 3 & 9 months - Adults	1,396	2,662	52.4%	46.4%	51.2%	50.1%
% of FP17s for Band 1 Urgent Courses	278	3,820	7.3%	8.1%	8.0%	9.1%
% of FP17s Relating to Free Repair or Replacements	4	3,820	0.1%	0.7%	0.8%	0.8%
% of FP17s Relating to Continuations	0	3,820	0.0%	0.9%	1.2%	1.2%
% of Patients satisfied with the dentistry they have received	4	5	N/A	92.1%	92.7%	92.8%
% of Patients satisfied with the time they had to wait for an appointment	4	5	N/A	90.3%	89.1%	88.7%

\* This is based on patients treated on this contract for their most recent course of treatment. Figures in italics indicate the base number of FP17s or Patient Questionnaire responses are less than 100. N/A is shown where the base number of responses is less than 10 during the period. % is calculated as Quantity/Base number\*100

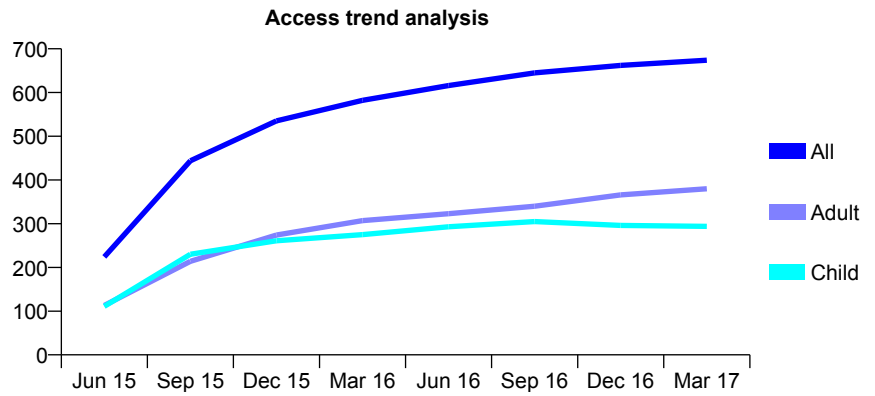
## Q54 - Vital Signs At a Glance Contract Report for 273937/0001 - Year end March 2017

Name or company name	MR B GUPTA
Contract type name	GDS Contract
Purpose of contract	General
Contract start date	01/04/2015
Contract end date	

16/17 Contracted general activity (UDA)	2,400
Carry forward general activity (UDA)	-12
16/17 Contracted orthodontic activity (UOA)	0
Carry forward orthodontic activity (UOA)	0
Baseline contract value	£59,913.04

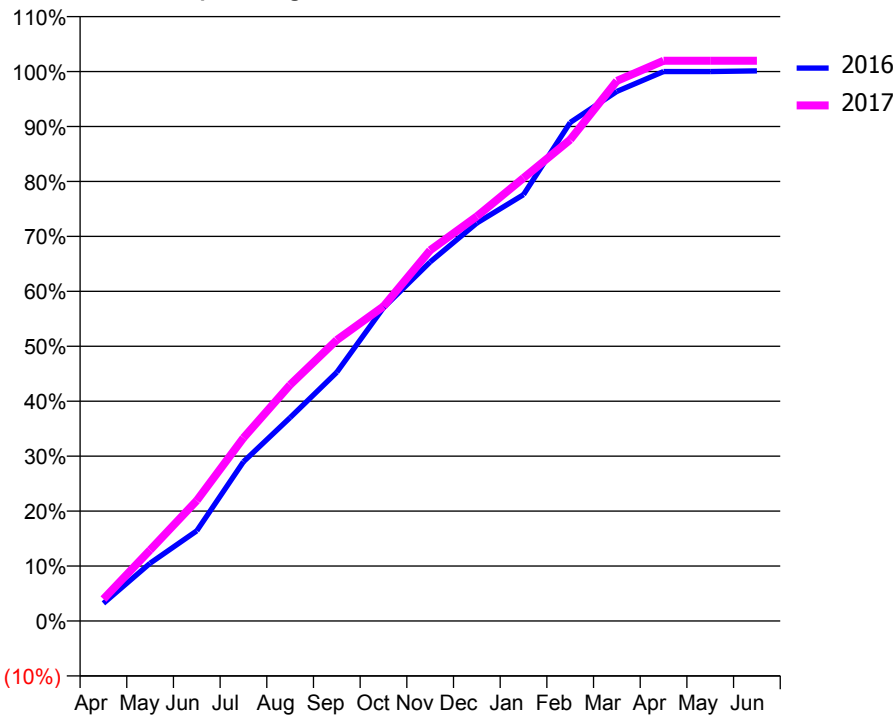
### ACCESS\*

Patients seen in 24 months	Total	Change since previous quarter
Quarter ending March 2016	582	
Quarter ending June 2016	616	↑
Quarter ending September 2016	645	↑
Quarter ending December 2016	662	↑
Quarter ending March 2017	674	→
<b>Variance since March 2016</b>	<b>15.8%</b>	<b>↑</b>



### ACTIVITY

Cumulative percentage of contracted UDA delivered 2016 & 2017



Month	Adjusted Scheduled Activity (UDA)	
	2016	2017
April	80	96
May	260	310
June	406	526
July	718	800
August	916	1,032
September	1,121	1,227
October	1,411	1,374
November	1,617	1,620
December	1,793	1,767
January	1,920	1,935
February	2,245	2,102
March	2,385	2,359
April	2,475	2,447
May	2,475	2,447
June	2,478	2,447

### QUALITY

	Quantity	Base Number	Contract	AT	Region	England
% of FP17s for the same patient ID Re-attending within 3 months - Children	59	556	10.6%	10.0%	12.0%	12.3%
% of FP17s for the same patient ID Re-attending within 3 months - Adults	127	591	21.5%	15.4%	16.0%	16.7%
% of FP17s for the same patient ID Re-attending between 3 & 9 months - Children	364	556	65.5%	51.1%	58.8%	57.6%
% of FP17s for the same patient ID Re-attending between 3 & 9 months - Adults	339	591	57.4%	46.4%	51.2%	50.1%
% of FP17s for Band 1 Urgent Courses	69	1,129	6.1%	8.1%	8.0%	9.1%
% of FP17s Relating to Free Repair or Replacements	6	1,129	0.5%	0.7%	0.8%	0.8%
% of FP17s Relating to Continuations	8	1,129	0.7%	0.9%	1.2%	1.2%
% of Patients satisfied with the dentistry they have received	1	1	N/A	92.1%	92.7%	92.8%
% of Patients satisfied with the time they had to wait for an appointment	1	1	N/A	90.3%	89.1%	88.7%

\* This is based on patients treated on this contract for their most recent course of treatment. Figures in italics indicate the base number of FP17s or Patient Questionnaire responses are less than 100. N/A is shown where the base number of responses is less than 10 during the period. % is calculated as Quantity/Base number\*100

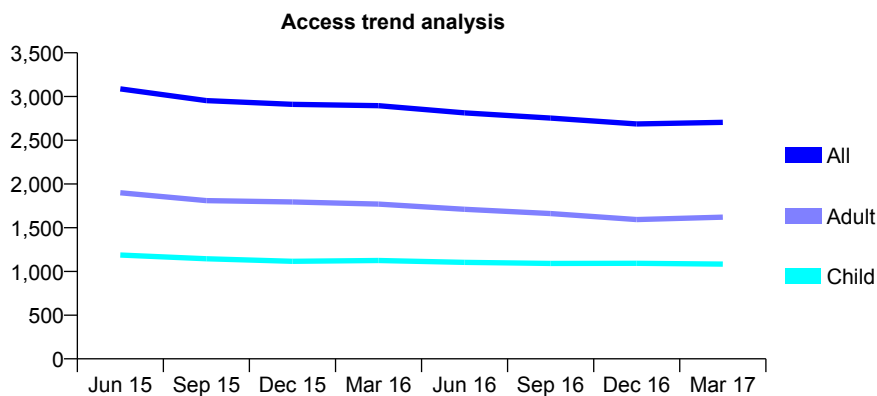
## Q54 - Vital Signs At a Glance Contract Report for 274038/0002 - Year end March 2017

Name or company name	MR O PATEL
Contract type name	GDS Contract
Purpose of contract	General
Contract start date	01/04/2009
Contract end date	

16/17 Contracted general activity (UDA)	9,739
Carry forward general activity (UDA)	216
16/17 Contracted orthodontic activity (UOA)	0
Carry forward orthodontic activity (UOA)	0
Baseline contract value	£233,623.33

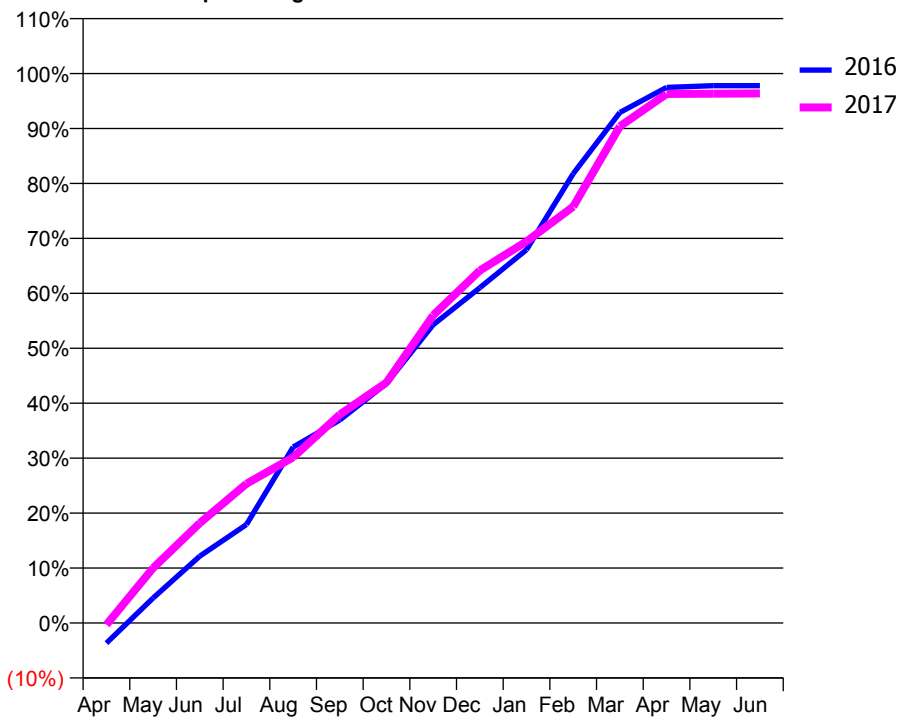
### ACCESS\*

Patients seen in 24 months	Total	Change since previous quarter
Quarter ending March 2016	2,895	
Quarter ending June 2016	2,813	↓
Quarter ending September 2016	2,753	↓
Quarter ending December 2016	2,686	↓
Quarter ending March 2017	2,704	→
<b>Variance since March 2016</b>	<b>(6.6%)</b>	<b>↓</b>



### ACTIVITY

Cumulative percentage of contracted UDA delivered 2016 & 2017



Month	Adjusted Scheduled Activity (UDA)	
	2016	2017
April	-359	-32
May	444	974
June	1,185	1,771
July	1,745	2,469
August	3,119	2,937
September	3,598	3,694
October	4,246	4,262
November	5,285	5,452
December	5,942	6,248
January	6,616	6,763
February	7,964	7,380
March	9,049	8,802
April	9,492	9,377
May	9,523	9,381
June	9,523	9,387

### QUALITY

	Quantity	Base Number	Contract	AT	Region	England
% of FP17s for the same patient ID Re-attending within 3 months - Children	155	1,245	12.4%	10.0%	12.0%	12.3%
% of FP17s for the same patient ID Re-attending within 3 months - Adults	335	1,766	19.0%	15.4%	16.0%	16.7%
% of FP17s for the same patient ID Re-attending between 3 & 9 months - Children	389	1,245	31.2%	51.1%	58.8%	57.6%
% of FP17s for the same patient ID Re-attending between 3 & 9 months - Adults	565	1,766	32.0%	46.4%	51.2%	50.1%
% of FP17s for Band 1 Urgent Courses	394	3,039	13.0%	8.1%	8.0%	9.1%
% of FP17s Relating to Free Repair or Replacements	0	3,039	0.0%	0.7%	0.8%	0.8%
% of FP17s Relating to Continuations	1	3,039	0.0%	0.9%	1.2%	1.2%
% of Patients satisfied with the dentistry they have received	10	10	100.0%	92.1%	92.7%	92.8%
% of Patients satisfied with the time they had to wait for an appointment	6	10	60.0%	90.3%	89.1%	88.7%

\* This is based on patients treated on this contract for their most recent course of treatment. Figures in italics indicate the base number of FP17s or Patient Questionnaire responses are less than 100. N/A is shown where the base number of responses is less than 10 during the period. % is calculated as Quantity/Base number\*100

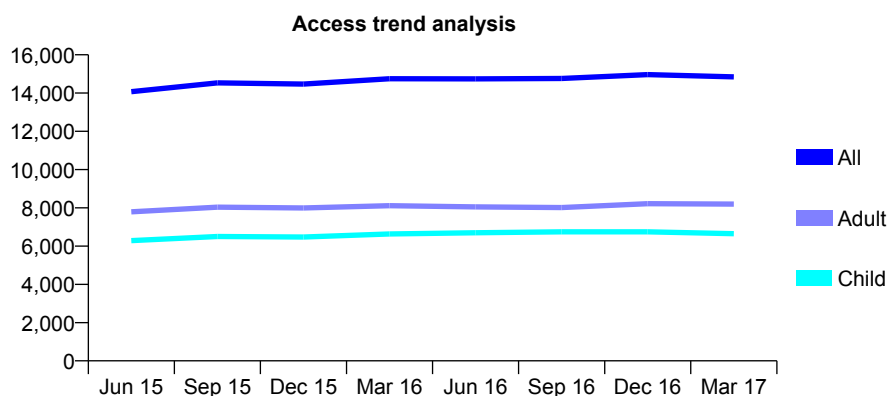
## Q54 - Vital Signs At a Glance Contract Report for 275441/0001 - Year end March 2017

Name or company name	MS P ALIPOUR
Contract type name	GDS Contract
Purpose of contract	General
Contract start date	01/04/2009
Contract end date	

16/17 Contracted general activity (UDA)	44,400
Carry forward general activity (UDA)	-39
16/17 Contracted orthodontic activity (UOA)	0
Carry forward orthodontic activity (UOA)	0
Baseline contract value	£1,090,220.13

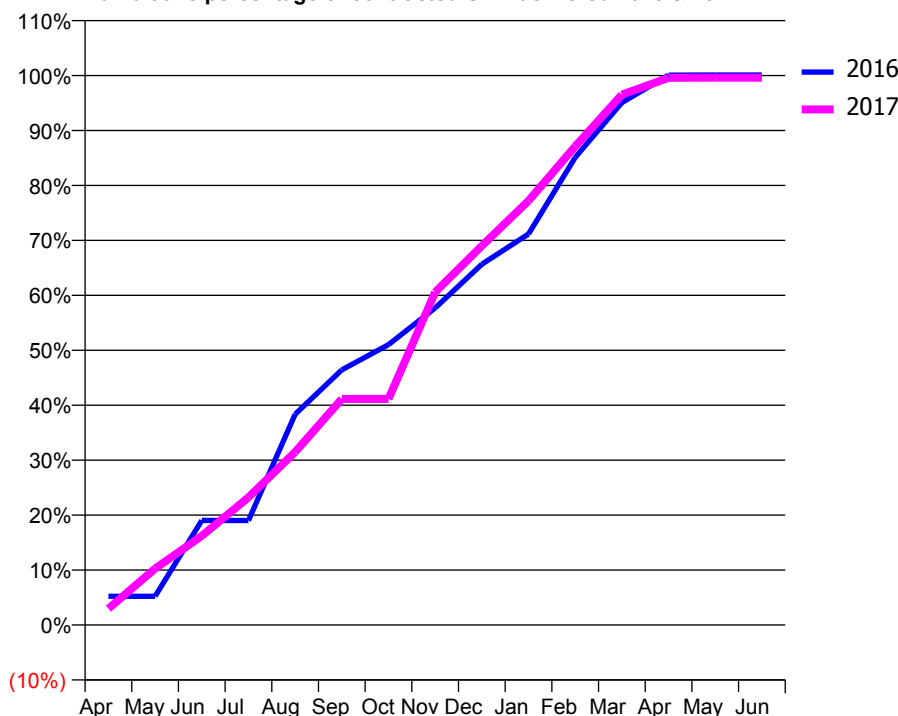
### ACCESS\*

Patients seen in 24 months	Total	Change since previous quarter
Quarter ending March 2016	14,747	
Quarter ending June 2016	14,744	→
Quarter ending September 2016	14,761	→
Quarter ending December 2016	14,965	→
Quarter ending March 2017	14,845	→
<b>Variance since March 2016</b>	<b>0.7%</b>	<b>→</b>



### ACTIVITY

Cumulative percentage of contracted UDA delivered 2016 & 2017



Month	Adjusted Scheduled Activity (UDA)	
	2016	2017
April	2,321	1,321
May	2,321	4,562
June	8,448	7,197
July	8,446	10,316
August	17,026	13,984
September	20,618	18,265
October	22,652	18,265
November	25,622	26,904
December	29,149	30,641
January	31,592	34,278
February	37,779	38,673
March	42,212	42,855
April	44,424	44,217
May	44,439	44,223
June	44,439	44,224

### QUALITY

	Quantity	Base Number	Contract	AT	Region	England
% of FP17s for the same patient ID Re-attending within 3 months - Children	359	9,722	3.7%	10.0%	12.0%	12.3%
% of FP17s for the same patient ID Re-attending within 3 months - Adults	961	9,260	10.4%	15.4%	16.0%	16.7%
% of FP17s for the same patient ID Re-attending between 3 & 9 months - Children	6,170	9,722	63.5%	51.1%	58.8%	57.6%
% of FP17s for the same patient ID Re-attending between 3 & 9 months - Adults	3,944	9,260	42.6%	46.4%	51.2%	50.1%
% of FP17s for Band 1 Urgent Courses	1,613	18,591	8.7%	8.1%	8.0%	9.1%
% of FP17s Relating to Free Repair or Replacements	16	18,591	0.1%	0.7%	0.8%	0.8%
% of FP17s Relating to Continuations	94	18,591	0.5%	0.9%	1.2%	1.2%
% of Patients satisfied with the dentistry they have received	6	7	N/A	92.1%	92.7%	92.8%
% of Patients satisfied with the time they had to wait for an appointment	5	7	N/A	90.3%	89.1%	88.7%

\* This is based on patients treated on this contract for their most recent course of treatment. Figures in italics indicate the base number of FP17s or Patient Questionnaire responses are less than 100. N/A is shown where the base number of responses is less than 10 during the period. % is calculated as Quantity/Base number\*100

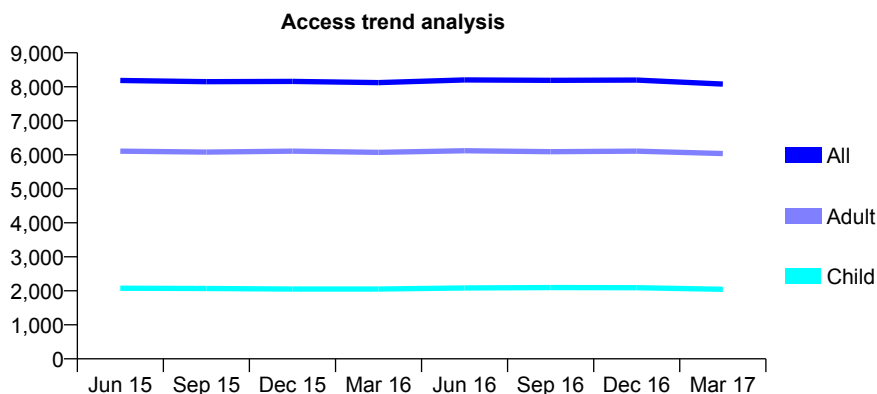
## Q54 - Vital Signs At a Glance Contract Report for 300012/0003 - Year end March 2017

Name or company name	MR EE THOMPSON
Contract type name	GDS Contract
Purpose of contract	General and Orthodontic
Contract start date	20/09/2010
Contract end date	

16/17 Contracted general activity (UDA)	24,718
Carry forward general activity (UDA)	18
16/17 Contracted orthodontic activity (UOA)	2,142
Carry forward orthodontic activity (UOA)	-12
Baseline contract value	£782,220.78

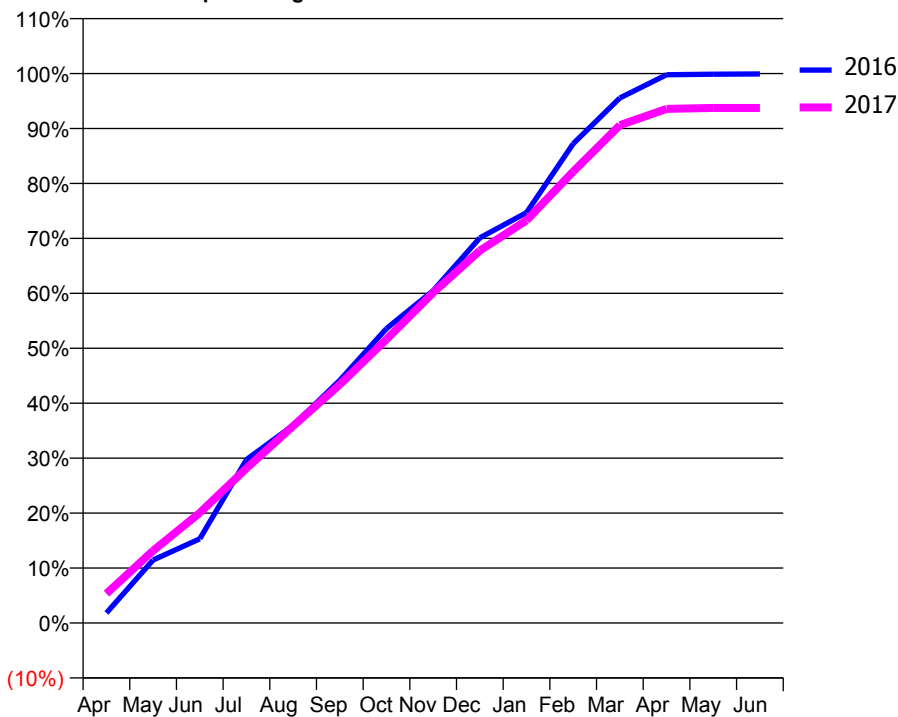
### ACCESS\*

Patients seen in 24 months	Total	Change since previous quarter
Quarter ending March 2016	8,122	
Quarter ending June 2016	8,203	→
Quarter ending September 2016	8,189	→
Quarter ending December 2016	8,198	→
Quarter ending March 2017	8,082	↓
<b>Variance since March 2016</b>	<b>(0.5%)</b>	→



### ACTIVITY

Cumulative percentage of contracted UDA delivered 2016 & 2017



Month	Adjusted Scheduled Activity (UDA)	
	2016	2017
April	420	1,321
May	2,637	3,257
June	3,522	4,957
July	6,838	6,959
August	8,273	8,861
September	10,161	10,730
October	12,328	12,761
November	13,914	14,863
December	16,124	16,747
January	17,177	18,111
February	20,061	20,309
March	21,977	22,396
April	22,945	23,127
May	22,971	23,168
June	22,982	23,168

### QUALITY

	Quantity	Base Number	Contract	AT	Region	England
% of FP17s for the same patient ID Re-attending within 3 months - Children	176	2,806	6.3%	10.0%	12.0%	12.3%
% of FP17s for the same patient ID Re-attending within 3 months - Adults	951	6,861	13.9%	15.4%	16.0%	16.7%
% of FP17s for the same patient ID Re-attending between 3 & 9 months - Children	1,372	2,806	48.9%	51.1%	58.8%	57.6%
% of FP17s for the same patient ID Re-attending between 3 & 9 months - Adults	2,596	6,861	37.8%	46.4%	51.2%	50.1%
% of FP17s for Band 1 Urgent Courses	868	9,364	9.3%	8.1%	8.0%	9.1%
% of FP17s Relating to Free Repair or Replacements	51	9,364	0.5%	0.7%	0.8%	0.8%
% of FP17s Relating to Continuations	88	9,364	0.9%	0.9%	1.2%	1.2%
% of Patients satisfied with the dentistry they have received	12	12	100.0%	92.1%	92.7%	92.8%
% of Patients satisfied with the time they had to wait for an appointment	12	12	100.0%	90.3%	89.1%	88.7%

\* This is based on patients treated on this contract for their most recent course of treatment. Figures in italics indicate the base number of FP17s or Patient Questionnaire responses are less than 100. N/A is shown where the base number of responses is less than 10 during the period. % is calculated as Quantity/Base number\*100

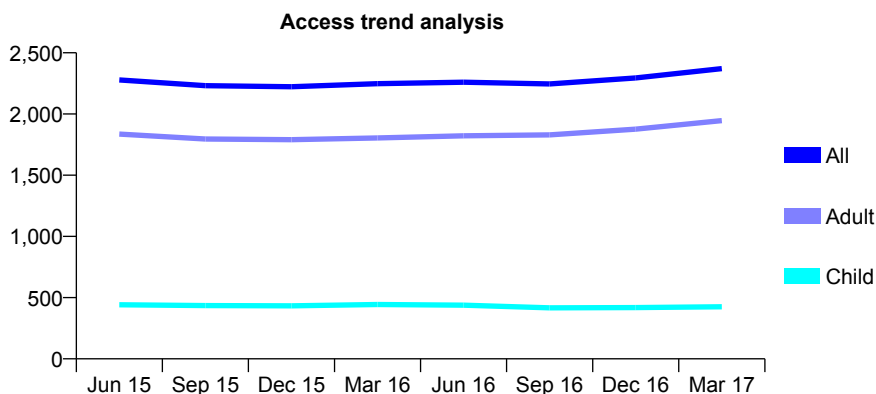
## Q54 - Vital Signs At a Glance Contract Report for 301574/0003 - Year end March 2017

Name or company name	The Greens Dental Practice
Contract type name	GDS Contract
Purpose of contract	General
Contract start date	01/04/2013
Contract end date	

16/17 Contracted general activity (UDA)	7,304
Carry forward general activity (UDA)	-63
16/17 Contracted orthodontic activity (UOA)	0
Carry forward orthodontic activity (UOA)	0
Baseline contract value	£177,474.27

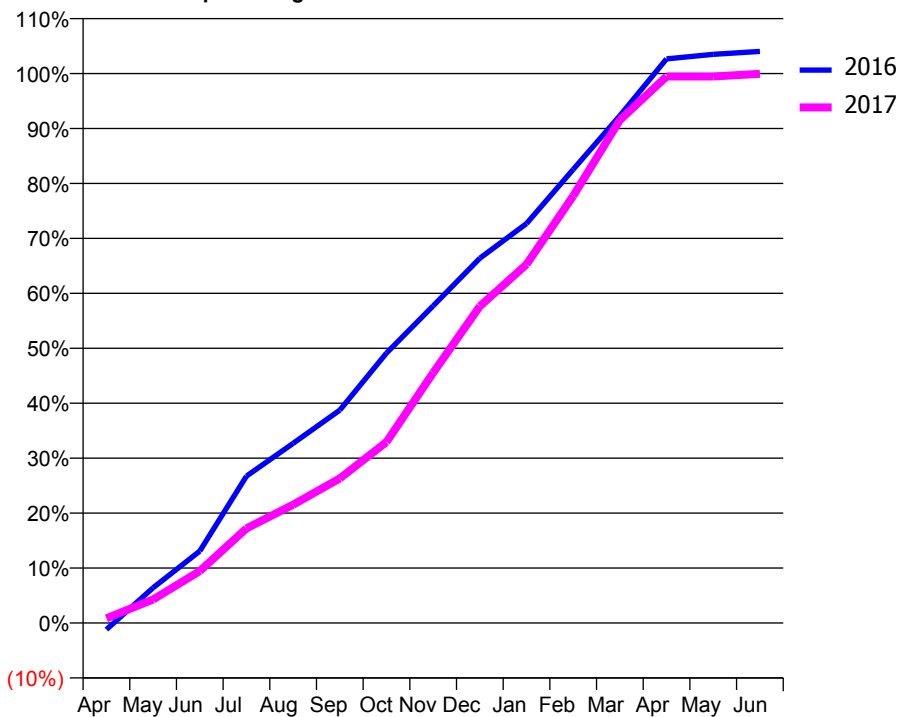
### ACCESS\*

Patients seen in 24 months	Total	Change since previous quarter
Quarter ending March 2016	2,248	
Quarter ending June 2016	2,260	→
Quarter ending September 2016	2,246	→
Quarter ending December 2016	2,295	↑
Quarter ending March 2017	2,371	↑
<b>Variance since March 2016</b>	<b>5.5%</b>	<b>↑</b>



### ACTIVITY

Cumulative percentage of contracted UDA delivered 2016 & 2017



Month	Adjusted Scheduled Activity (UDA)	
	2016	2017
April	-80	63
May	426	313
June	868	690
July	1,773	1,257
August	2,169	1,574
September	2,571	1,923
October	3,259	2,406
November	3,829	3,326
December	4,403	4,210
January	4,823	4,768
February	5,476	5,677
March	6,124	6,686
April	6,810	7,265
May	6,866	7,265
June	6,901	7,300

### QUALITY

	Quantity	Base Number	Contract	AT	Region	England
% of FP17s for the same patient ID Re-attending within 3 months - Children	56	630	8.9%	10.0%	12.0%	12.3%
% of FP17s for the same patient ID Re-attending within 3 months - Adults	428	2,645	16.2%	15.4%	16.0%	16.7%
% of FP17s for the same patient ID Re-attending between 3 & 9 months - Children	292	630	46.3%	51.1%	58.8%	57.6%
% of FP17s for the same patient ID Re-attending between 3 & 9 months - Adults	1,207	2,645	45.6%	46.4%	51.2%	50.1%
% of FP17s for Band 1 Urgent Courses	296	3,117	9.5%	8.1%	8.0%	9.1%
% of FP17s Relating to Free Repair or Replacements	23	3,117	0.7%	0.7%	0.8%	0.8%
% of FP17s Relating to Continuations	45	3,117	1.4%	0.9%	1.2%	1.2%
% of Patients satisfied with the dentistry they have received	8	8	N/A	92.1%	92.7%	92.8%
% of Patients satisfied with the time they had to wait for an appointment	8	8	N/A	90.3%	89.1%	88.7%

\* This is based on patients treated on this contract for their most recent course of treatment. Figures in italics indicate the base number of FP17s or Patient Questionnaire responses are less than 100. N/A is shown where the base number of responses is less than 10 during the period. % is calculated as Quantity/Base number\*100

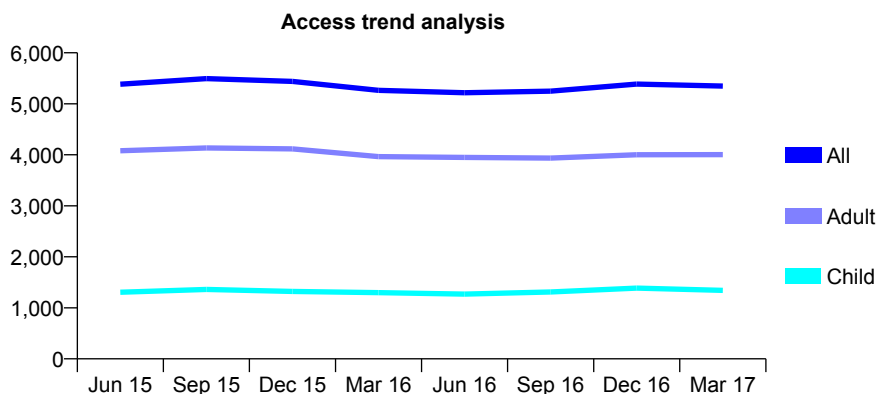
## Q54 - Vital Signs At a Glance Contract Report for 303089/0001 - Year end March 2017

Name or company name	Ashleigh Dental Practice
Contract type name	GDS Contract
Purpose of contract	General and Orthodontic
Contract start date	01/04/2006
Contract end date	

16/17 Contracted general activity (UDA)	14,412
Carry forward general activity (UDA)	-14
16/17 Contracted orthodontic activity (UOA)	273
Carry forward orthodontic activity (UOA)	0
Baseline contract value	£357,520.98

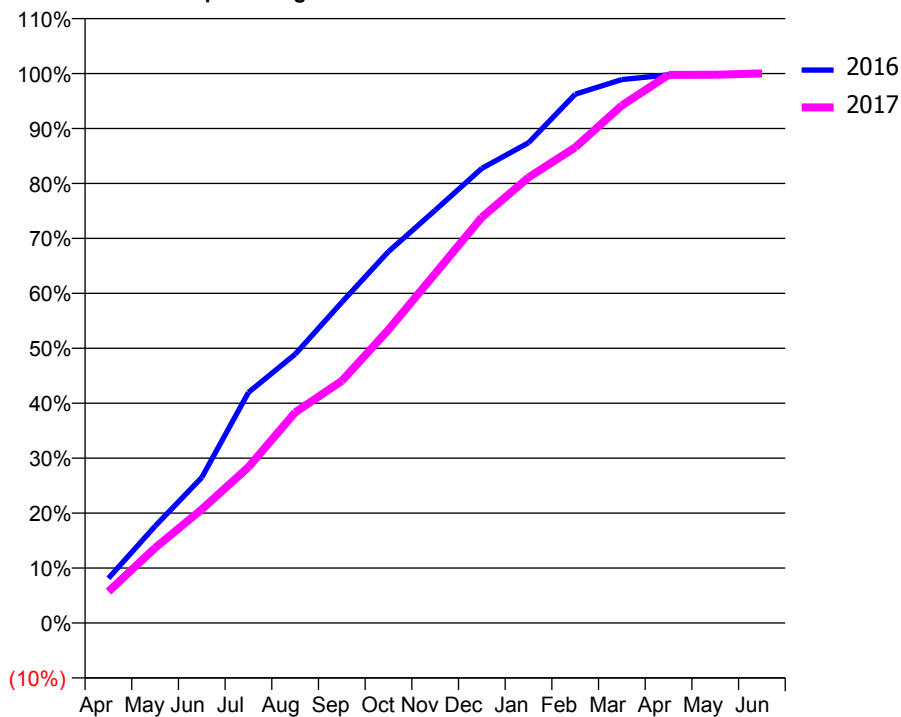
### ACCESS\*

Patients seen in 24 months	Total	Change since previous quarter
Quarter ending March 2016	5,263	
Quarter ending June 2016	5,218	→
Quarter ending September 2016	5,248	→
Quarter ending December 2016	5,386	↑
Quarter ending March 2017	5,347	→
<b>Variance since March 2016</b>	<b>1.6%</b>	<b>→</b>



### ACTIVITY

Cumulative percentage of contracted UDA delivered 2016 & 2017



Month	Adjusted Scheduled Activity (UDA)	
	2016	2017
April	1,174	824
May	2,542	1,972
June	3,818	2,981
July	6,048	4,091
August	7,048	5,522
September	8,412	6,348
October	9,744	7,692
November	10,826	9,165
December	11,925	10,642
January	12,594	11,686
February	13,868	12,475
March	14,252	13,574
April	14,376	14,378
May	14,396	14,379
June	14,426	14,414

### QUALITY

	Quantity	Base Number	Contract	AT	Region	England
% of FP17s for the same patient ID Re-attending within 3 months - Children	65	1,618	4.0%	10.0%	12.0%	12.3%
% of FP17s for the same patient ID Re-attending within 3 months - Adults	479	4,574	10.5%	15.4%	16.0%	16.7%
% of FP17s for the same patient ID Re-attending between 3 & 9 months - Children	641	1,618	39.6%	51.1%	58.8%	57.6%
% of FP17s for the same patient ID Re-attending between 3 & 9 months - Adults	1,637	4,574	35.8%	46.4%	51.2%	50.1%
% of FP17s for Band 1 Urgent Courses	378	6,498	5.8%	8.1%	8.0%	9.1%
% of FP17s Relating to Free Repair or Replacements	18	6,498	0.3%	0.7%	0.8%	0.8%
% of FP17s Relating to Continuations	45	6,498	0.7%	0.9%	1.2%	1.2%
% of Patients satisfied with the dentistry they have received	12	13	92.3%	92.1%	92.7%	92.8%
% of Patients satisfied with the time they had to wait for an appointment	12	13	92.3%	90.3%	89.1%	88.7%

\* This is based on patients treated on this contract for their most recent course of treatment. Figures in italics indicate the base number of FP17s or Patient Questionnaire responses are less than 100. N/A is shown where the base number of responses is less than 10 during the period. % is calculated as Quantity/Base number\*100



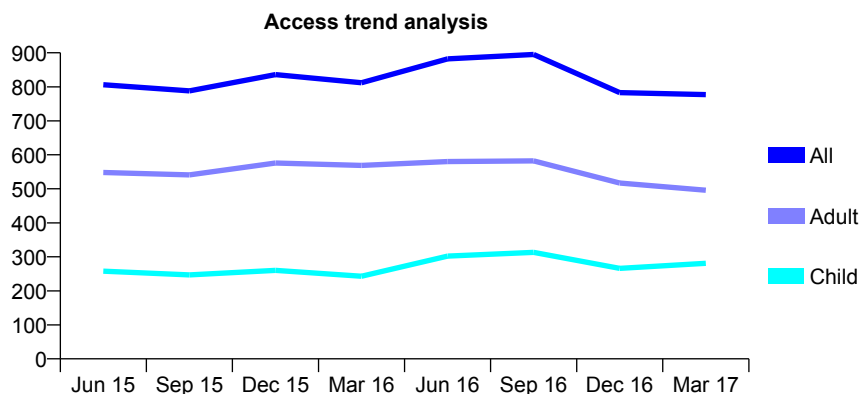
## Q54 - Vital Signs At a Glance Contract Report for 303089/0005 - Year end March 2017

Name or company name	MR RJ STATHAM
Contract type name	PDS Plus Contract
Purpose of contract	General
Contract start date	01/06/2012
Contract end date	31/05/2017

16/17 Contracted general activity (UDA)	2,000
Carry forward general activity (UDA)	-31
16/17 Contracted orthodontic activity (UOA)	0
Carry forward orthodontic activity (UOA)	0
Baseline contract value	£24,414.47

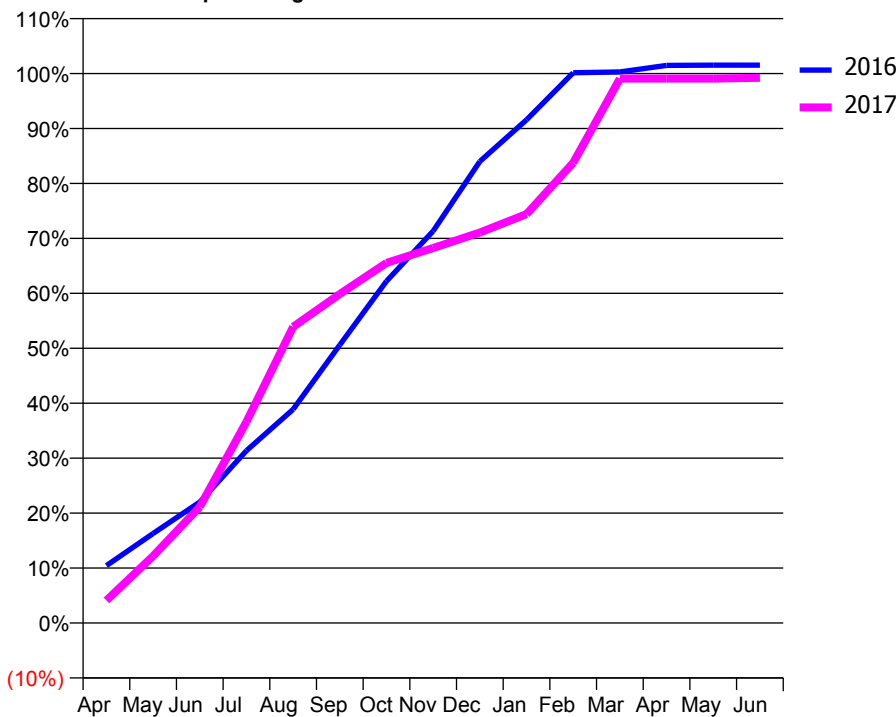
### ACCESS\*

Patients seen in 24 months	Total	Change since previous quarter
Quarter ending March 2016	812	
Quarter ending June 2016	882	↑
Quarter ending September 2016	895	→
Quarter ending December 2016	783	↓
Quarter ending March 2017	777	→
<b>Variance since March 2016</b>	<b>(4.3%)</b>	<b>↓</b>



### ACTIVITY

Cumulative percentage of contracted UDA delivered 2016 & 2017



Adjusted Scheduled Activity (UDA)

Month	2016	2017
April	209	82
May	326	244
June	441	423
July	627	732
August	778	1,078
September	1,012	1,197
October	1,244	1,311
November	1,427	1,365
December	1,680	1,421
January	1,832	1,488
February	2,003	1,675
March	2,006	1,981
April	2,030	1,981
May	2,031	1,981
June	2,031	1,984

### QUALITY

	Quantity	Base Number	Contract	AT	Region	England
% of FP17s for the same patient ID Re-attending within 3 months - Children	4	340	1.2%	10.0%	12.0%	12.3%
% of FP17s for the same patient ID Re-attending within 3 months - Adults	27	526	5.1%	15.4%	16.0%	16.7%
% of FP17s for the same patient ID Re-attending between 3 & 9 months - Children	68	340	20.0%	51.1%	58.8%	57.6%
% of FP17s for the same patient ID Re-attending between 3 & 9 months - Adults	86	526	16.3%	46.4%	51.2%	50.1%
% of FP17s for Band 1 Urgent Courses	37	854	4.3%	8.1%	8.0%	9.1%
% of FP17s Relating to Free Repair or Replacements	2	854	0.2%	0.7%	0.8%	0.8%
% of FP17s Relating to Continuations	4	854	0.5%	0.9%	1.2%	1.2%
% of Patients satisfied with the dentistry they have received	0	0	N/A	92.1%	92.7%	92.8%
% of Patients satisfied with the time they had to wait for an appointment	0	0	N/A	90.3%	89.1%	88.7%

\* This is based on patients treated on this contract for their most recent course of treatment. Figures in italics indicate the base number of FP17s or Patient Questionnaire responses are less than 100. N/A is shown where the base number of responses is less than 10 during the period. % is calculated as Quantity/Base number\*100

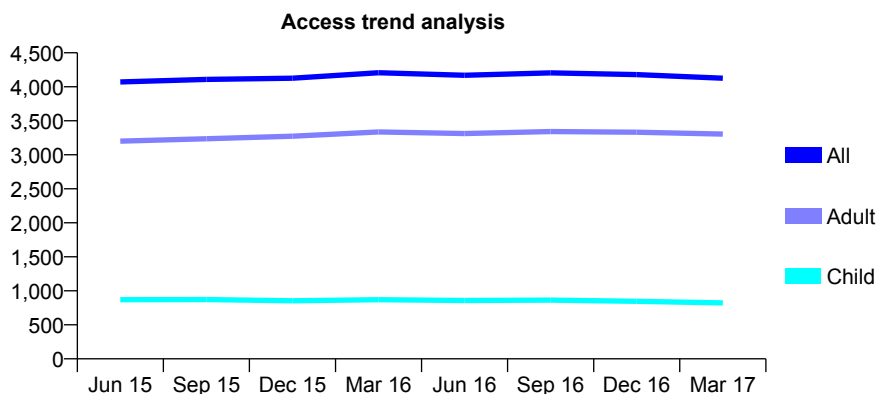
## Q54 - Vital Signs At a Glance Contract Report for 324329/0001 - Year end March 2017

Name or company name	MR SR LOWE
Contract type name	GDS Contract
Purpose of contract	General
Contract start date	01/04/2006
Contract end date	

16/17 Contracted general activity (UDA)	14,603
Carry forward general activity (UDA)	546
16/17 Contracted orthodontic activity (UOA)	0
Carry forward orthodontic activity (UOA)	0
Baseline contract value	£304,470.19

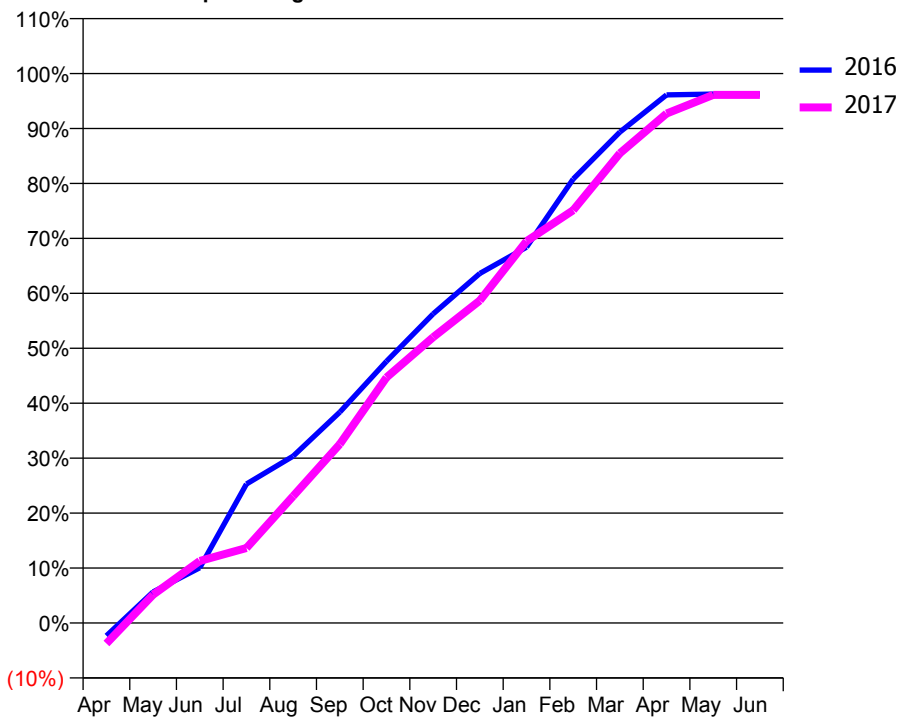
### ACCESS\*

Patients seen in 24 months	Total	Change since previous quarter
Quarter ending March 2016	4,206	
Quarter ending June 2016	4,169	→
Quarter ending September 2016	4,205	→
Quarter ending December 2016	4,179	→
Quarter ending March 2017	4,126	↓
<b>Variance since March 2016</b>	<b>(1.9%)</b>	<b>↓</b>



### ACTIVITY

Cumulative percentage of contracted UDA delivered 2016 & 2017



Adjusted Scheduled Activity (UDA)

Month	2016	2017
April	-343	-546
May	826	752
June	1,470	1,650
July	3,693	1,993
August	4,434	3,372
September	5,606	4,755
October	6,955	6,527
November	8,216	7,594
December	9,291	8,569
January	9,988	10,148
February	11,800	10,969
March	13,046	12,482
April	14,036	13,538
May	14,056	14,033
June	14,057	14,033

### QUALITY

	Quantity	Base Number	Contract	AT	Region	England
% of FP17s for the same patient ID Re-attending within 3 months - Children	35	1,151	3.0%	10.0%	12.0%	12.3%
% of FP17s for the same patient ID Re-attending within 3 months - Adults	519	4,867	10.7%	15.4%	16.0%	16.7%
% of FP17s for the same patient ID Re-attending between 3 & 9 months - Children	743	1,151	64.6%	51.1%	58.8%	57.6%
% of FP17s for the same patient ID Re-attending between 3 & 9 months - Adults	3,227	4,867	66.3%	46.4%	51.2%	50.1%
% of FP17s for Band 1 Urgent Courses	186	6,228	3.0%	8.1%	8.0%	9.1%
% of FP17s Relating to Free Repair or Replacements	66	6,228	1.1%	0.7%	0.8%	0.8%
% of FP17s Relating to Continuations	0	6,228	0.0%	0.9%	1.2%	1.2%
% of Patients satisfied with the dentistry they have received	5	5	N/A	92.1%	92.7%	92.8%
% of Patients satisfied with the time they had to wait for an appointment	4	5	N/A	90.3%	89.1%	88.7%

\* This is based on patients treated on this contract for their most recent course of treatment. Figures in italics indicate the base number of FP17s or Patient Questionnaire responses are less than 100. N/A is shown where the base number of responses is less than 10 during the period. % is calculated as Quantity/Base number\*100

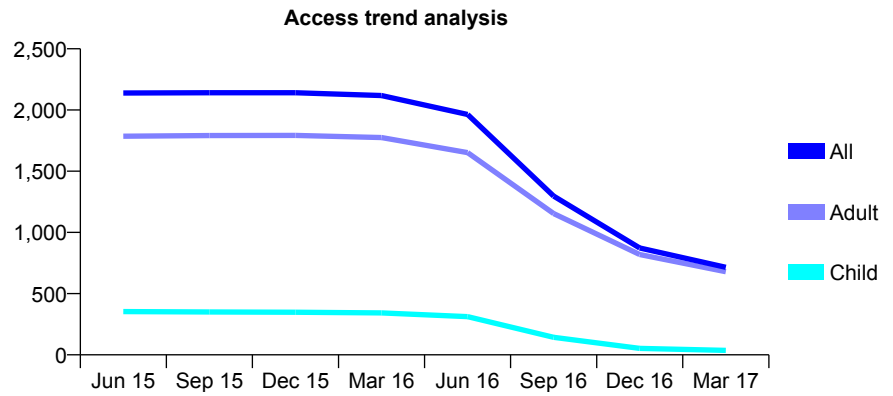
## Q54 - Vital Signs At a Glance Contract Report for 325694/0001 - Year end March 2017

Name or company name	MR MJ WARREN
Contract type name	GDS Contract
Purpose of contract	General
Contract start date	01/04/2006
Contract end date	31/05/2016

16/17 Contracted general activity (UDA)	1,200
Carry forward general activity (UDA)	0
16/17 Contracted orthodontic activity (UOA)	0
Carry forward orthodontic activity (UOA)	0
Baseline contract value	£25,531.90

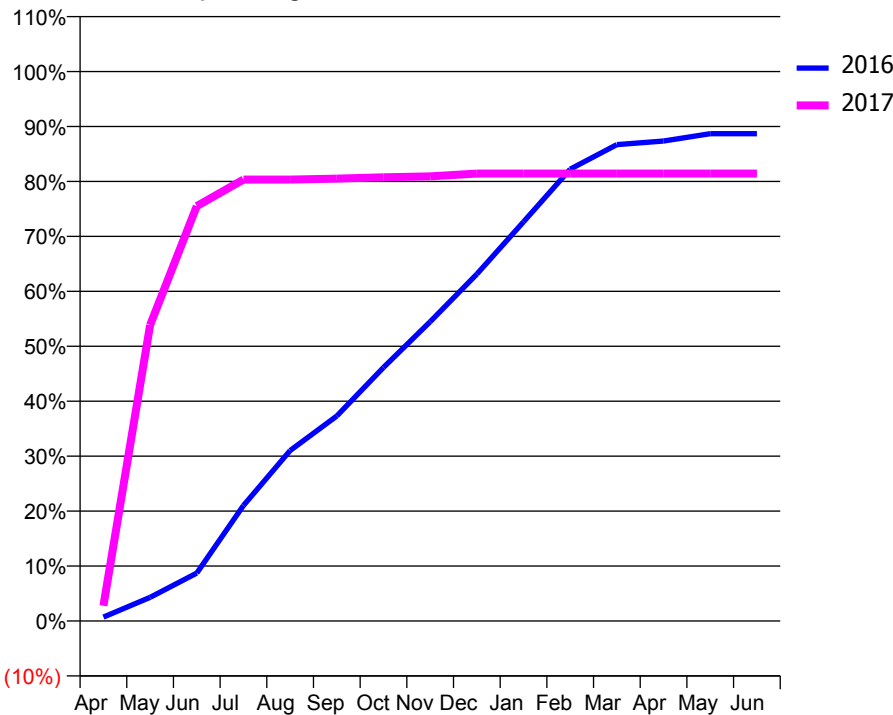
### ACCESS\*

Patients seen in 24 months	Total	Change since previous quarter
Quarter ending March 2016	2,118	
Quarter ending June 2016	1,964	↓
Quarter ending September 2016	1,297	↓
Quarter ending December 2016	873	↓
Quarter ending March 2017	715	↓
<b>Variance since March 2016</b>	<b>(66.2%)</b>	<b>↓</b>



### ACTIVITY

Cumulative percentage of contracted UDA delivered 2016 & 2017



Month	Adjusted Scheduled Activity (UDA)	
	2016	2017
April	51	33
May	309	646
June	628	906
July	1,514	964
August	2,233	964
September	2,686	966
October	3,322	969
November	3,922	971
December	4,545	977
January	5,231	977
February	5,921	977
March	6,241	977
April	6,289	977
May	6,385	977
June	6,385	977

### QUALITY

	Quantity	Base Number	Contract	AT	Region	England
% of FP17s for the same patient ID Re-attending within 3 months - Children	10	115	8.7%	10.0%	12.0%	12.3%
% of FP17s for the same patient ID Re-attending within 3 months - Adults	80	477	16.8%	15.4%	16.0%	16.7%
% of FP17s for the same patient ID Re-attending between 3 & 9 months - Children	78	115	67.8%	51.1%	58.8%	57.6%
% of FP17s for the same patient ID Re-attending between 3 & 9 months - Adults	287	477	60.2%	46.4%	51.2%	50.1%
% of FP17s for Band 1 Urgent Courses	20	497	4.0%	8.1%	8.0%	9.1%
% of FP17s Relating to Free Repair or Replacements	2	497	0.4%	0.7%	0.8%	0.8%
% of FP17s Relating to Continuations	10	497	2.0%	0.9%	1.2%	1.2%
% of Patients satisfied with the dentistry they have received	0	0	N/A	92.1%	92.7%	92.8%
% of Patients satisfied with the time they had to wait for an appointment	0	0	N/A	90.3%	89.1%	88.7%

\* This is based on patients treated on this contract for their most recent course of treatment. Figures in italics indicate the base number of FP17s or Patient Questionnaire responses are less than 100. N/A is shown where the base number of responses is less than 10 during the period. % is calculated as Quantity/Base number\*100

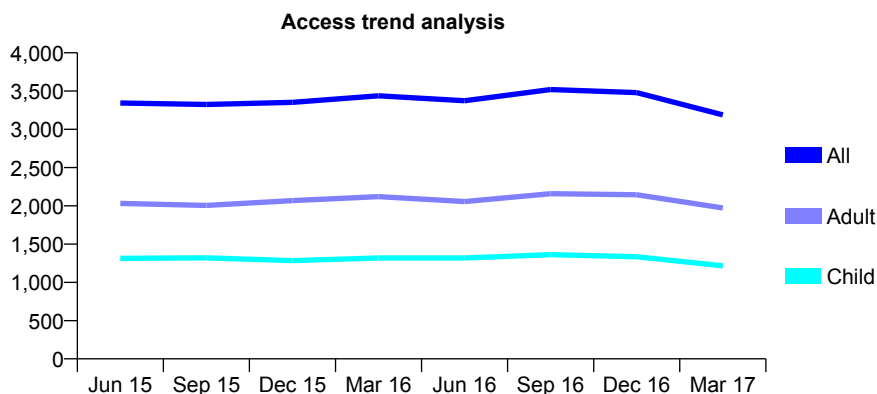
## Q54 - Vital Signs At a Glance Contract Report for 325708/0002 - Year end March 2017

Name or company name	Balbir S Bhandal, Amrik S Bhandal & Baljit
Contract type name	GDS Contract
Purpose of contract	General and Orthodontic
Contract start date	01/04/2006
Contract end date	

16/17 Contracted general activity (UDA)	8,791
Carry forward general activity (UDA)	240
16/17 Contracted orthodontic activity (UOA)	2,964
Carry forward orthodontic activity (UOA)	-12
Baseline contract value	£412,820.64

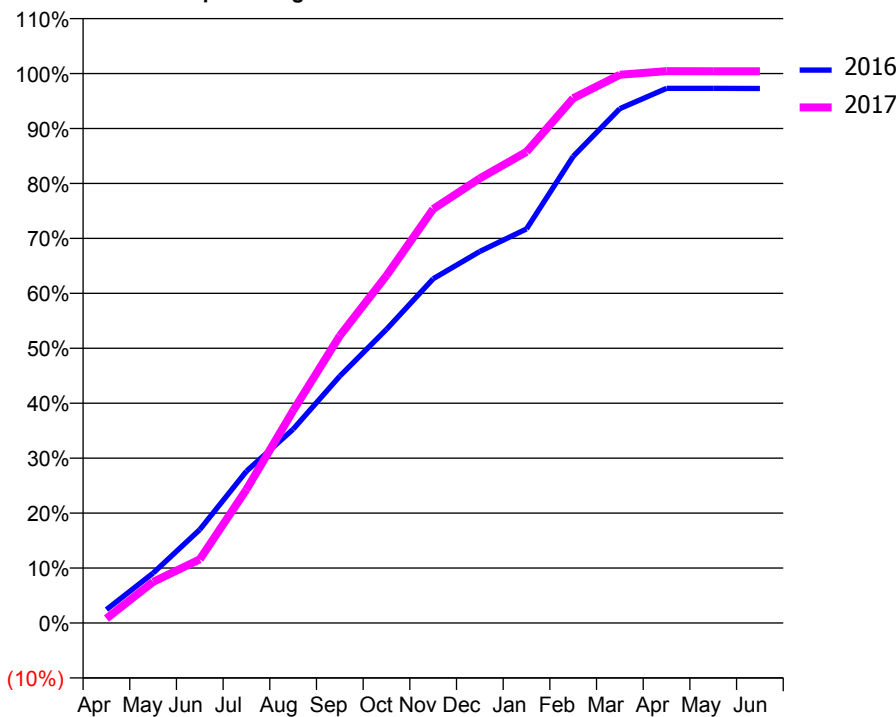
### ACCESS\*

Patients seen in 24 months	Total	Change since previous quarter
Quarter ending March 2016	3,438	
Quarter ending June 2016	3,374	↓
Quarter ending September 2016	3,520	↑
Quarter ending December 2016	3,479	↓
Quarter ending March 2017	3,188	↓
<b>Variance since March 2016</b>	<b>(7.3%)</b>	<b>↓</b>



### ACTIVITY

Cumulative percentage of contracted UDA delivered 2016 & 2017



Adjusted Scheduled Activity (UDA)

Month	2016	2017
April	215	72
May	800	658
June	1,495	1,018
July	2,428	2,136
August	3,101	3,397
September	3,950	4,595
October	4,700	5,557
November	5,506	6,624
December	5,945	7,114
January	6,304	7,538
February	7,465	8,396
March	8,230	8,771
April	8,553	8,829
May	8,553	8,826
June	8,551	8,826

### QUALITY

	Quantity	Base Number	Contract	AT	Region	England
% of FP17s for the same patient ID Re-attending within 3 months - Children	95	1,616	5.9%	10.0%	12.0%	12.3%
% of FP17s for the same patient ID Re-attending within 3 months - Adults	256	2,059	12.4%	15.4%	16.0%	16.7%
% of FP17s for the same patient ID Re-attending between 3 & 9 months - Children	447	1,616	27.7%	51.1%	58.8%	57.6%
% of FP17s for the same patient ID Re-attending between 3 & 9 months - Adults	542	2,059	26.3%	46.4%	51.2%	50.1%
% of FP17s for Band 1 Urgent Courses	369	3,160	11.7%	8.1%	8.0%	9.1%
% of FP17s Relating to Free Repair or Replacements	1	3,160	0.0%	0.7%	0.8%	0.8%
% of FP17s Relating to Continuations	3	3,160	0.1%	0.9%	1.2%	1.2%
% of Patients satisfied with the dentistry they have received	1	1	N/A	92.1%	92.7%	92.8%
% of Patients satisfied with the time they had to wait for an appointment	0	1	N/A	90.3%	89.1%	88.7%

\* This is based on patients treated on this contract for their most recent course of treatment. Figures in italics indicate the base number of FP17s or Patient Questionnaire responses are less than 100. N/A is shown where the base number of responses is less than 10 during the period. % is calculated as Quantity/Base number\*100

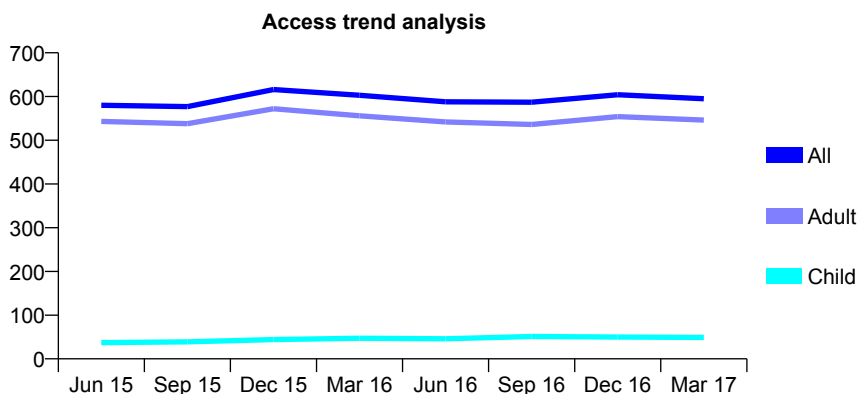
## Q54 - Vital Signs At a Glance Contract Report for 325708/0003 - Year end March 2017

Name or company name	Balbir S Bhandal, Amrik S Bhandal & Baljit
Contract type name	GDS Contract
Purpose of contract	General
Contract start date	01/04/2006
Contract end date	

16/17 Contracted general activity (UDA)	1,823
Carry forward general activity (UDA)	-2
16/17 Contracted orthodontic activity (UOA)	0
Carry forward orthodontic activity (UOA)	0
Baseline contract value	£41,467.98

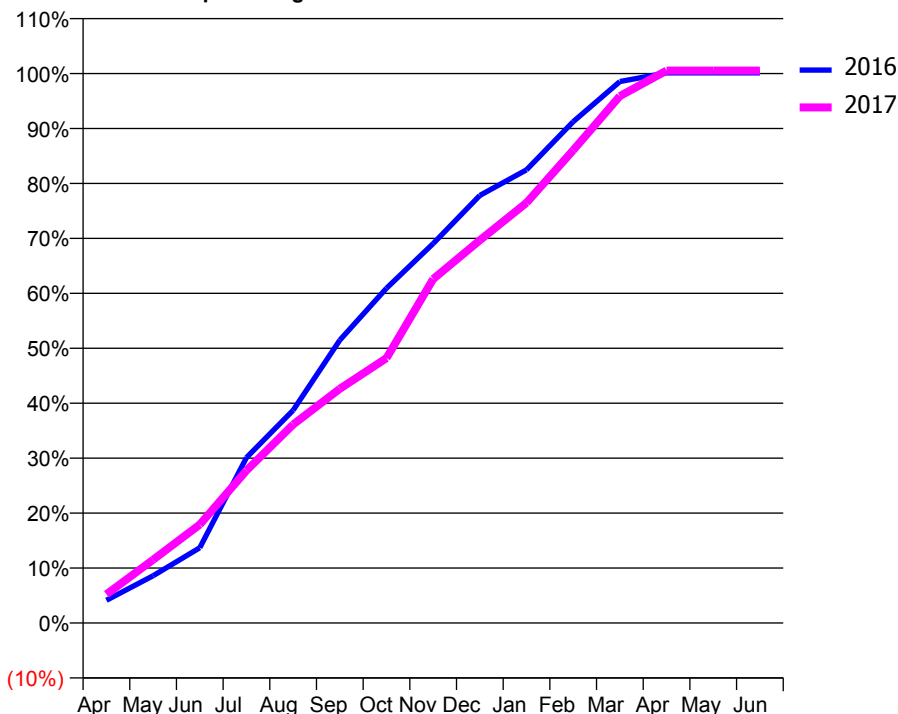
### ACCESS\*

Patients seen in 24 months	Total	Change since previous quarter
Quarter ending March 2016	603	
Quarter ending June 2016	588	↓
Quarter ending September 2016	587	→
Quarter ending December 2016	604	↑
Quarter ending March 2017	595	↓
<b>Variance since March 2016</b>	<b>(1.3%)</b>	<b>↓</b>



### ACTIVITY

Cumulative percentage of contracted UDA delivered 2016 & 2017



Adjusted Scheduled Activity (UDA)

Month	2016	2017
April	75	95
May	157	210
June	250	327
July	549	506
August	706	659
September	939	777
October	1,111	879
November	1,259	1,141
December	1,418	1,270
January	1,504	1,394
February	1,663	1,569
March	1,796	1,748
April	1,825	1,832
May	1,825	1,832
June	1,825	1,832

### QUALITY

	Quantity	Base Number	Contract	AT	Region	England
% of FP17s for the same patient ID Re-attending within 3 months - Children	1	57	1.8%	10.0%	12.0%	12.3%
% of FP17s for the same patient ID Re-attending within 3 months - Adults	57	639	8.9%	15.4%	16.0%	16.7%
% of FP17s for the same patient ID Re-attending between 3 & 9 months - Children	22	57	38.6%	51.1%	58.8%	57.6%
% of FP17s for the same patient ID Re-attending between 3 & 9 months - Adults	318	639	49.8%	46.4%	51.2%	50.1%
% of FP17s for Band 1 Urgent Courses	57	711	8.0%	8.1%	8.0%	9.1%
% of FP17s Relating to Free Repair or Replacements	5	711	0.7%	0.7%	0.8%	0.8%
% of FP17s Relating to Continuations	16	711	2.3%	0.9%	1.2%	1.2%
% of Patients satisfied with the dentistry they have received	1	1	N/A	92.1%	92.7%	92.8%
% of Patients satisfied with the time they had to wait for an appointment	1	1	N/A	90.3%	89.1%	88.7%

\* This is based on patients treated on this contract for their most recent course of treatment. Figures in italics indicate the base number of FP17s or Patient Questionnaire responses are less than 100. N/A is shown where the base number of responses is less than 10 during the period. % is calculated as Quantity/Base number\*100

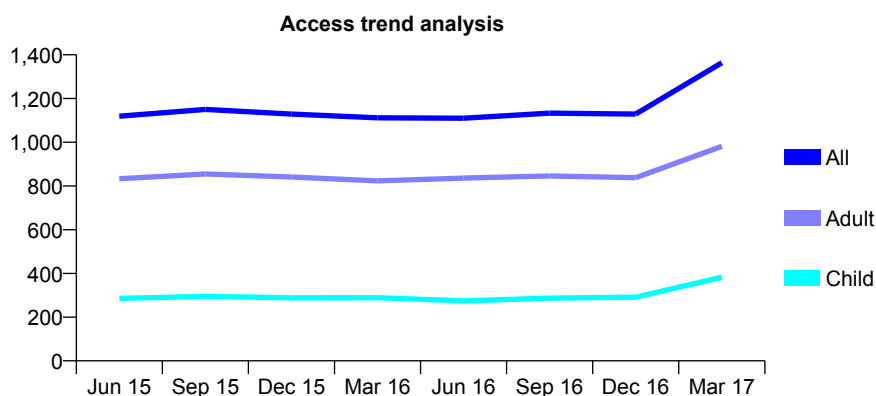
## Q54 - Vital Signs At a Glance Contract Report for 325708/0004 - Year end March 2017

Name or company name	Balbir S Bhandal, Amrik S Bhandal & Baljit
Contract type name	GDS Contract
Purpose of contract	General
Contract start date	01/04/2006
Contract end date	

16/17 Contracted general activity (UDA)	4,086
Carry forward general activity (UDA)	136
16/17 Contracted orthodontic activity (UOA)	0
Carry forward orthodontic activity (UOA)	0
Baseline contract value	£99,107.31

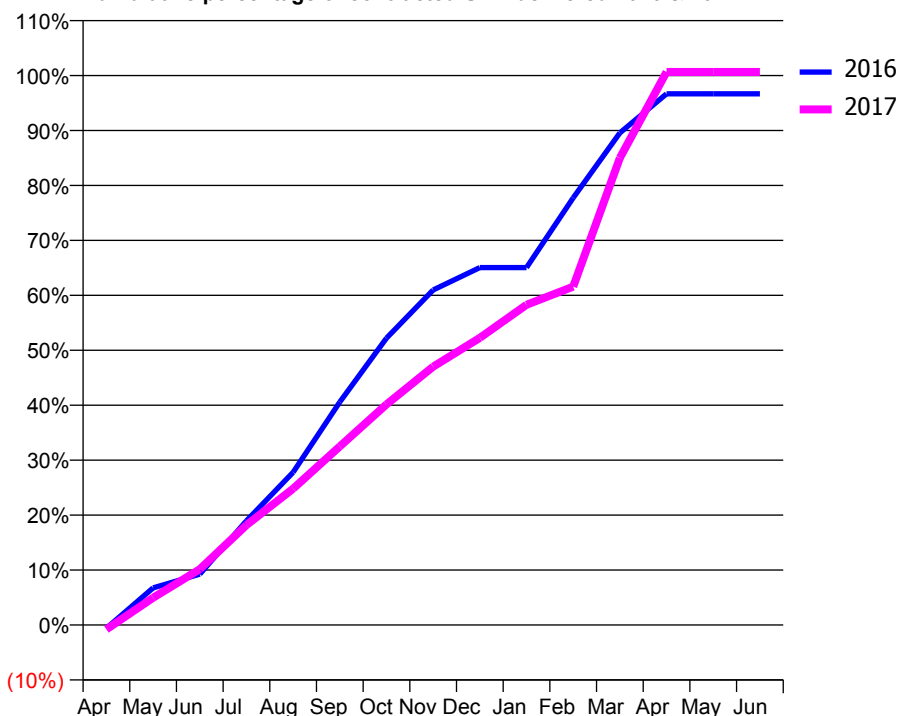
### ACCESS\*

Patients seen in 24 months	Total	Change since previous quarter
Quarter ending March 2016	1,112	
Quarter ending June 2016	1,110	→
Quarter ending September 2016	1,133	↑
Quarter ending December 2016	1,129	→
Quarter ending March 2017	1,364	↑
<b>Variance since March 2016</b>	<b>22.7%</b>	<b>↑</b>



### ACTIVITY

Cumulative percentage of contracted UDA delivered 2016 & 2017



Month	Adjusted Scheduled Activity (UDA)	
	2016	2017
April	-25	-33
May	276	203
June	378	415
July	775	743
August	1,136	1,014
September	1,659	1,329
October	2,133	1,641
November	2,491	1,921
December	2,658	2,136
January	2,658	2,381
February	3,177	2,516
March	3,659	3,472
April	3,950	4,112
May	3,950	4,112
June	3,950	4,112

### QUALITY

	Quantity	Base Number	Contract	AT	Region	England
% of FP17s for the same patient ID Re-attending within 3 months - Children	14	367	3.8%	10.0%	12.0%	12.3%
% of FP17s for the same patient ID Re-attending within 3 months - Adults	94	940	10.0%	15.4%	16.0%	16.7%
% of FP17s for the same patient ID Re-attending between 3 & 9 months - Children	190	367	51.8%	51.1%	58.8%	57.6%
% of FP17s for the same patient ID Re-attending between 3 & 9 months - Adults	449	940	47.8%	46.4%	51.2%	50.1%
% of FP17s for Band 1 Urgent Courses	71	1,507	4.7%	8.1%	8.0%	9.1%
% of FP17s Relating to Free Repair or Replacements	2	1,507	0.1%	0.7%	0.8%	0.8%
% of FP17s Relating to Continuations	4	1,507	0.3%	0.9%	1.2%	1.2%
% of Patients satisfied with the dentistry they have received	1	1	N/A	92.1%	92.7%	92.8%
% of Patients satisfied with the time they had to wait for an appointment	1	1	N/A	90.3%	89.1%	88.7%

\* This is based on patients treated on this contract for their most recent course of treatment. Figures in italics indicate the base number of FP17s or Patient Questionnaire responses are less than 100. N/A is shown where the base number of responses is less than 10 during the period. % is calculated as Quantity/Base number\*100

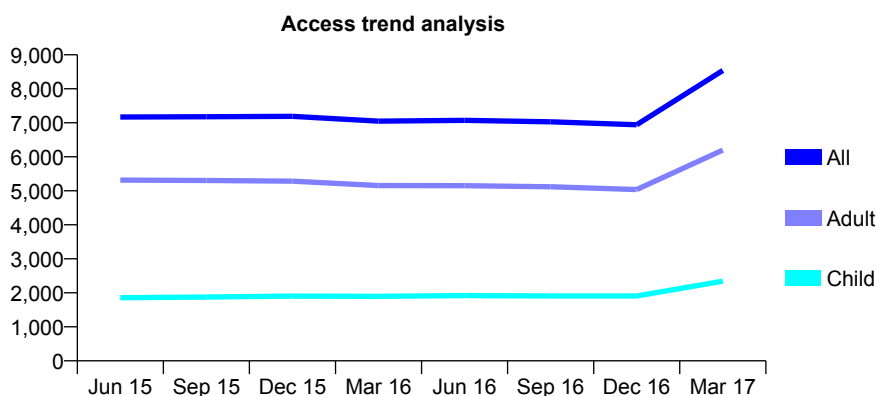
## Q54 - Vital Signs At a Glance Contract Report for 325708/0005 - Year end March 2017

Name or company name	Balbir S Bhandal, Amrik S Bhandal & Baljit
Contract type name	GDS Contract
Purpose of contract	General
Contract start date	01/04/2006
Contract end date	

16/17 Contracted general activity (UDA)	25,351
Carry forward general activity (UDA)	0
16/17 Contracted orthodontic activity (UOA)	0
Carry forward orthodontic activity (UOA)	0
Baseline contract value	£616,877.94

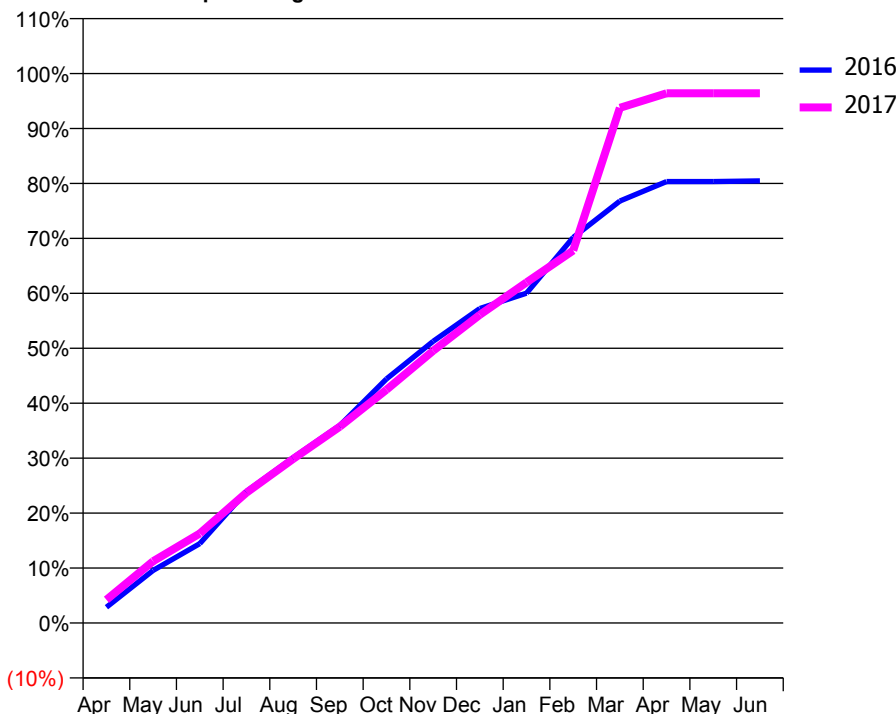
### ACCESS\*

Patients seen in 24 months	Total	Change since previous quarter
Quarter ending March 2016	7,049	
Quarter ending June 2016	7,071	→
Quarter ending September 2016	7,028	→
Quarter ending December 2016	6,945	↓
Quarter ending March 2017	8,540	↑
<b>Variance since March 2016</b>	<b>21.2%</b>	<b>↑</b>



### ACTIVITY

Cumulative percentage of contracted UDA delivered 2016 & 2017



Month	Adjusted Scheduled Activity (UDA)	
	2016	2017
April	728	1,075
May	2,429	2,849
June	3,661	4,129
July	6,070	6,011
August	7,628	7,572
September	9,115	9,061
October	11,260	10,763
November	12,997	12,561
December	14,506	14,219
January	15,215	15,714
February	17,790	17,185
March	19,466	23,766
April	20,367	24,436
May	20,365	24,439
June	20,396	24,439

### QUALITY

	Quantity	Base Number	Contract	AT	Region	England
% of FP17s for the same patient ID Re-attending within 3 months - Children	76	2,614	2.9%	10.0%	12.0%	12.3%
% of FP17s for the same patient ID Re-attending within 3 months - Adults	337	6,544	5.1%	15.4%	16.0%	16.7%
% of FP17s for the same patient ID Re-attending between 3 & 9 months - Children	895	2,614	34.2%	51.1%	58.8%	57.6%
% of FP17s for the same patient ID Re-attending between 3 & 9 months - Adults	2,246	6,544	34.3%	46.4%	51.2%	50.1%
% of FP17s for Band 1 Urgent Courses	689	9,009	7.6%	8.1%	8.0%	9.1%
% of FP17s Relating to Free Repair or Replacements	62	9,009	0.7%	0.7%	0.8%	0.8%
% of FP17s Relating to Continuations	56	9,009	0.6%	0.9%	1.2%	1.2%
% of Patients satisfied with the dentistry they have received	5	5	N/A	92.1%	92.7%	92.8%
% of Patients satisfied with the time they had to wait for an appointment	5	5	N/A	90.3%	89.1%	88.7%

\* This is based on patients treated on this contract for their most recent course of treatment. Figures in italics indicate the base number of FP17s or Patient Questionnaire responses are less than 100. N/A is shown where the base number of responses is less than 10 during the period. % is calculated as Quantity/Base number\*100



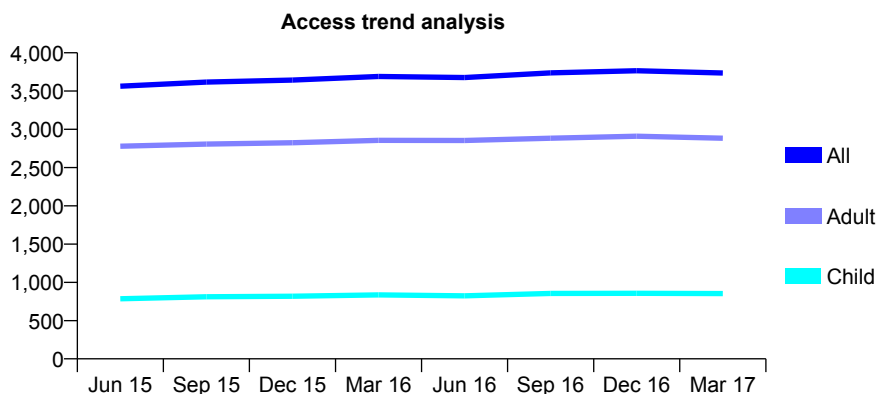
## Q54 - Vital Signs At a Glance Contract Report for 325708/0007 - Year end March 2017

Name or company name	Balbir S Bhandal, Amrik S Bhandal & Baljit
Contract type name	GDS Contract
Purpose of contract	General
Contract start date	01/04/2006
Contract end date	

16/17 Contracted general activity (UDA)	14,484
Carry forward general activity (UDA)	86
16/17 Contracted orthodontic activity (UOA)	0
Carry forward orthodontic activity (UOA)	0
Baseline contract value	£415,980.63

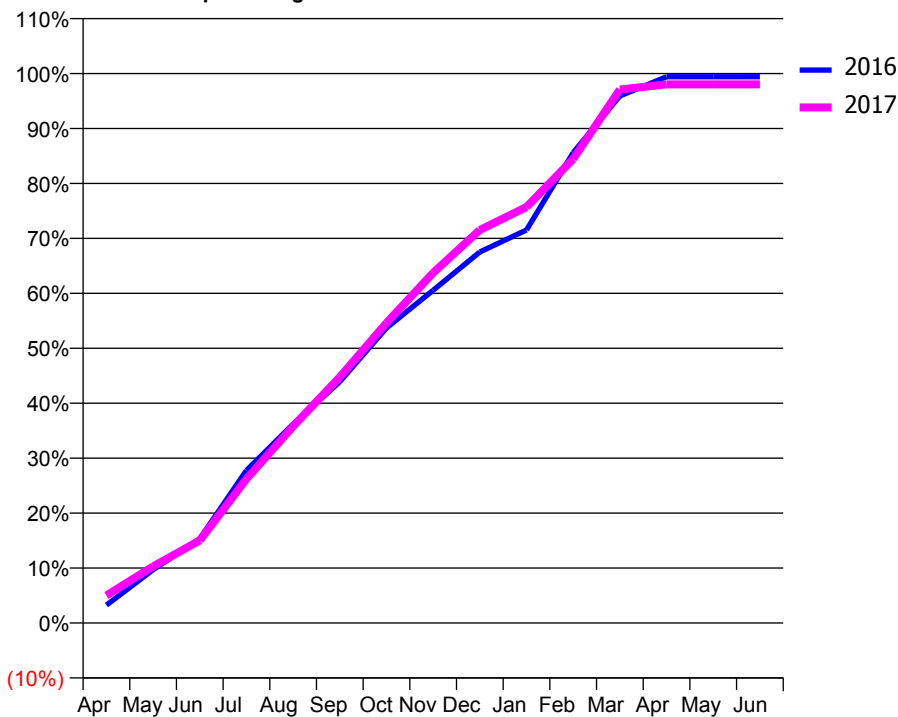
### ACCESS\*

Patients seen in 24 months	Total	Change since previous quarter
Quarter ending March 2016	3,691	
Quarter ending June 2016	3,677	→
Quarter ending September 2016	3,738	→
Quarter ending December 2016	3,765	→
Quarter ending March 2017	3,736	→
<b>Variance since March 2016</b>	<b>1.2%</b>	<b>→</b>



### ACTIVITY

Cumulative percentage of contracted UDA delivered 2016 & 2017



Month	Adjusted Scheduled Activity (UDA)	
	2016	2017
April	471	726
May	1,404	1,491
June	2,223	2,176
July	4,023	3,797
August	5,246	5,187
September	6,360	6,483
October	7,775	7,910
November	8,772	9,231
December	9,781	10,359
January	10,361	10,964
February	12,399	12,232
March	13,894	14,062
April	14,398	14,199
May	14,398	14,199
June	14,398	14,199

### QUALITY

	Quantity	Base Number	Contract	AT	Region	England
% of FP17s for the same patient ID Re-attending within 3 months - Children	50	982	5.1%	10.0%	12.0%	12.3%
% of FP17s for the same patient ID Re-attending within 3 months - Adults	547	3,747	14.6%	15.4%	16.0%	16.7%
% of FP17s for the same patient ID Re-attending between 3 & 9 months - Children	495	982	50.4%	51.1%	58.8%	57.6%
% of FP17s for the same patient ID Re-attending between 3 & 9 months - Adults	1,974	3,747	52.7%	46.4%	51.2%	50.1%
% of FP17s for Band 1 Urgent Courses	172	4,674	3.7%	8.1%	8.0%	9.1%
% of FP17s Relating to Free Repair or Replacements	12	4,674	0.3%	0.7%	0.8%	0.8%
% of FP17s Relating to Continuations	42	4,674	0.9%	0.9%	1.2%	1.2%
% of Patients satisfied with the dentistry they have received	6	7	N/A	92.1%	92.7%	92.8%
% of Patients satisfied with the time they had to wait for an appointment	7	7	N/A	90.3%	89.1%	88.7%

\* This is based on patients treated on this contract for their most recent course of treatment. Figures in italics indicate the base number of FP17s or Patient Questionnaire responses are less than 100. N/A is shown where the base number of responses is less than 10 during the period. % is calculated as Quantity/Base number\*100

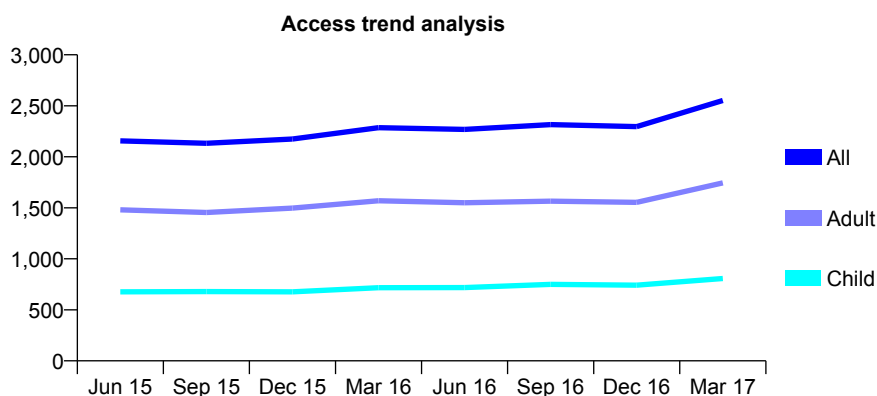
## Q54 - Vital Signs At a Glance Contract Report for 325708/0008 - Year end March 2017

Name or company name	Balbir S Bhandal, Amrik S Bhandal & Baljit
Contract type name	GDS Contract
Purpose of contract	General
Contract start date	01/04/2006
Contract end date	

16/17 Contracted general activity (UDA)	7,249
Carry forward general activity (UDA)	168
16/17 Contracted orthodontic activity (UOA)	0
Carry forward orthodontic activity (UOA)	0
Baseline contract value	£180,873.71

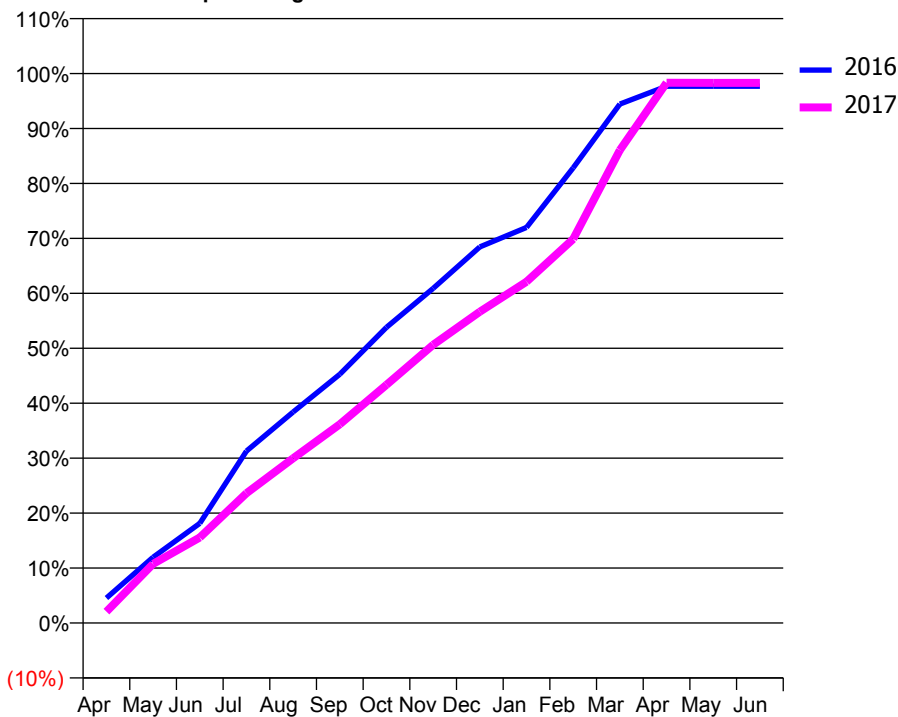
### ACCESS\*

Patients seen in 24 months	Total	Change since previous quarter
Quarter ending March 2016	2,286	
Quarter ending June 2016	2,268	→
Quarter ending September 2016	2,316	↑
Quarter ending December 2016	2,296	→
Quarter ending March 2017	2,552	↑
<b>Variance since March 2016</b>	<b>11.6%</b>	<b>↑</b>



### ACTIVITY

Cumulative percentage of contracted UDA delivered 2016 & 2017



Month	Adjusted Scheduled Activity (UDA)	
	2016	2017
April	329	151
May	868	779
June	1,315	1,129
July	2,269	1,713
August	2,784	2,173
September	3,281	2,622
October	3,900	3,142
November	4,414	3,670
December	4,962	4,106
January	5,219	4,503
February	6,005	5,065
March	6,845	6,239
April	7,081	7,127
May	7,081	7,125
June	7,081	7,125

### QUALITY

	Quantity	Base Number	Contract	AT	Region	England
% of FP17s for the same patient ID Re-attending within 3 months - Children	16	847	1.9%	10.0%	12.0%	12.3%
% of FP17s for the same patient ID Re-attending within 3 months - Adults	55	1,529	3.6%	15.4%	16.0%	16.7%
% of FP17s for the same patient ID Re-attending between 3 & 9 months - Children	331	847	39.1%	51.1%	58.8%	57.6%
% of FP17s for the same patient ID Re-attending between 3 & 9 months - Adults	515	1,529	33.7%	46.4%	51.2%	50.1%
% of FP17s for Band 1 Urgent Courses	46	2,507	1.8%	8.1%	8.0%	9.1%
% of FP17s Relating to Free Repair or Replacements	7	2,507	0.3%	0.7%	0.8%	0.8%
% of FP17s Relating to Continuations	7	2,507	0.3%	0.9%	1.2%	1.2%
% of Patients satisfied with the dentistry they have received	1	1	N/A	92.1%	92.7%	92.8%
% of Patients satisfied with the time they had to wait for an appointment	1	1	N/A	90.3%	89.1%	88.7%

\* This is based on patients treated on this contract for their most recent course of treatment. Figures in italics indicate the base number of FP17s or Patient Questionnaire responses are less than 100. N/A is shown where the base number of responses is less than 10 during the period. % is calculated as Quantity/Base number\*100

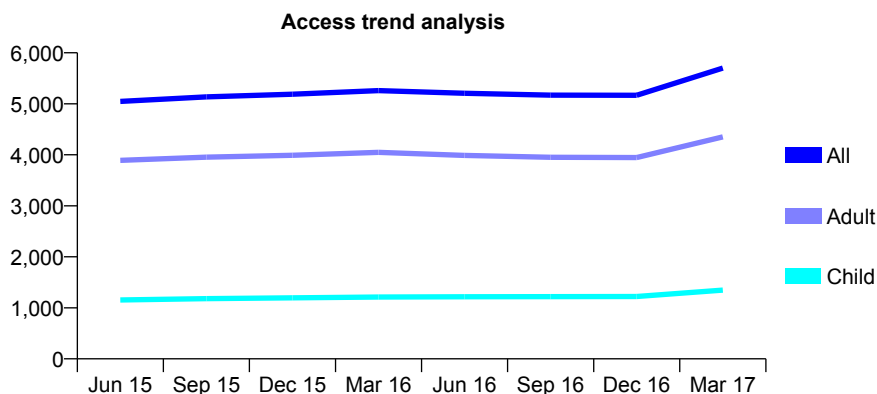
## Q54 - Vital Signs At a Glance Contract Report for 325708/0009 - Year end March 2017

Name or company name	Balbir S Bhandal, Amrik S Bhandal & Baljit
Contract type name	GDS Contract
Purpose of contract	General
Contract start date	01/04/2006
Contract end date	

16/17 Contracted general activity (UDA)	19,521
Carry forward general activity (UDA)	742
16/17 Contracted orthodontic activity (UOA)	0
Carry forward orthodontic activity (UOA)	0
Baseline contract value	£479,292.62

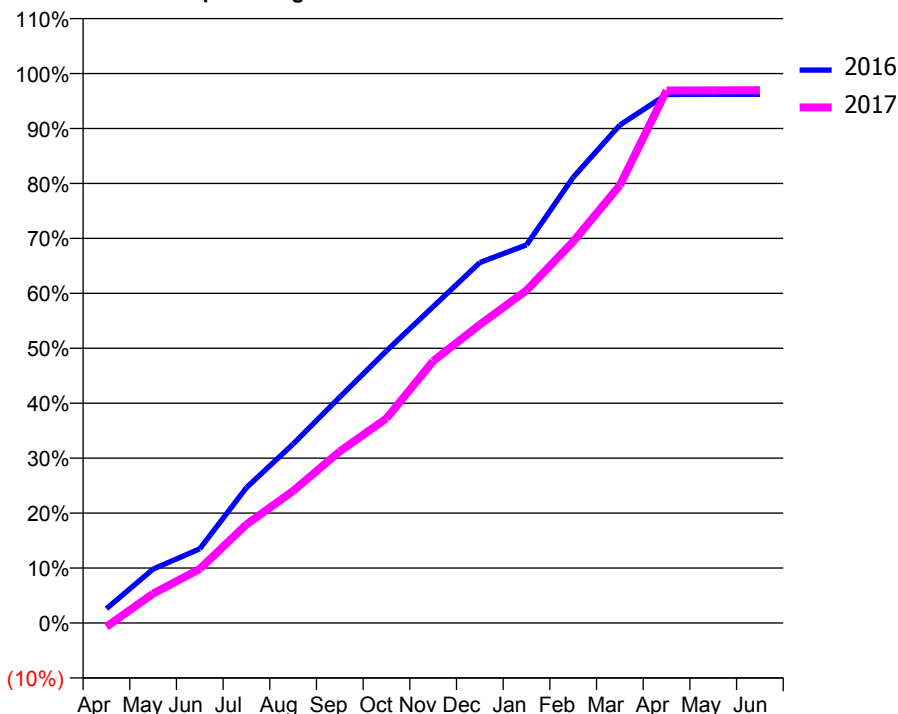
### ACCESS\*

Patients seen in 24 months	Total	Change since previous quarter
Quarter ending March 2016	5,260	
Quarter ending June 2016	5,206	↓
Quarter ending September 2016	5,170	→
Quarter ending December 2016	5,167	→
Quarter ending March 2017	5,700	↑
<b>Variance since March 2016</b>	<b>8.4%</b>	<b>↑</b>



### ACTIVITY

Cumulative percentage of contracted UDA delivered 2016 & 2017



Adjusted Scheduled Activity (UDA)

Month	2016	2017
April	512	-134
May	1,914	1,044
June	2,634	1,919
July	4,810	3,502
August	6,357	4,691
September	8,027	6,100
October	9,671	7,269
November	11,240	9,304
December	12,808	10,600
January	13,432	11,815
February	15,836	13,551
March	17,691	15,549
April	18,777	18,919
May	18,779	18,922
June	18,779	18,925

### QUALITY

	Quantity	Base Number	Contract	AT	Region	England
% of FP17s for the same patient ID Re-attending within 3 months - Children	102	1,453	7.0%	10.0%	12.0%	12.3%
% of FP17s for the same patient ID Re-attending within 3 months - Adults	761	4,937	15.4%	15.4%	16.0%	16.7%
% of FP17s for the same patient ID Re-attending between 3 & 9 months - Children	772	1,453	53.1%	51.1%	58.8%	57.6%
% of FP17s for the same patient ID Re-attending between 3 & 9 months - Adults	2,462	4,937	49.9%	46.4%	51.2%	50.1%
% of FP17s for Band 1 Urgent Courses	657	7,323	9.0%	8.1%	8.0%	9.1%
% of FP17s Relating to Free Repair or Replacements	76	7,323	1.0%	0.7%	0.8%	0.8%
% of FP17s Relating to Continuations	55	7,323	0.8%	0.9%	1.2%	1.2%
% of Patients satisfied with the dentistry they have received	6	7	N/A	92.1%	92.7%	92.8%
% of Patients satisfied with the time they had to wait for an appointment	7	7	N/A	90.3%	89.1%	88.7%

\* This is based on patients treated on this contract for their most recent course of treatment. Figures in italics indicate the base number of FP17s or Patient Questionnaire responses are less than 100. N/A is shown where the base number of responses is less than 10 during the period. % is calculated as Quantity/Base number\*100

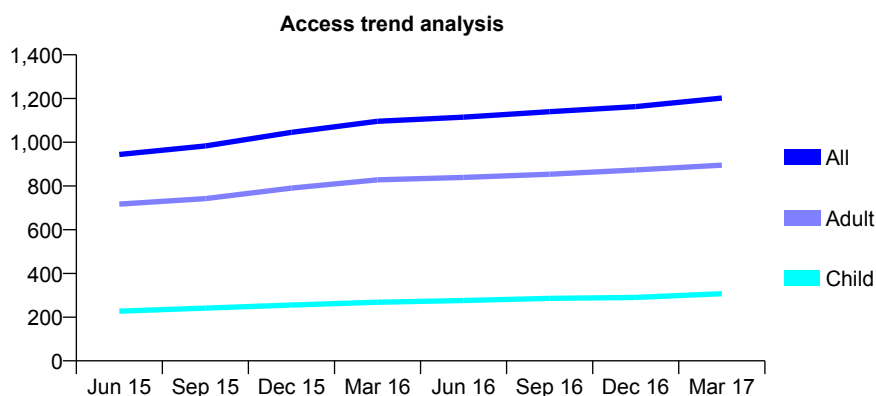
## Q54 - Vital Signs At a Glance Contract Report for 325708/0012 - Year end March 2017

Name or company name	Balbir S Bhandal, Amrik S Bhandal & Baljit
Contract type name	GDS Contract
Purpose of contract	General
Contract start date	01/04/2006
Contract end date	

16/17 Contracted general activity (UDA)	3,593
Carry forward general activity (UDA)	99
16/17 Contracted orthodontic activity (UOA)	0
Carry forward orthodontic activity (UOA)	0
Baseline contract value	£100,665.97

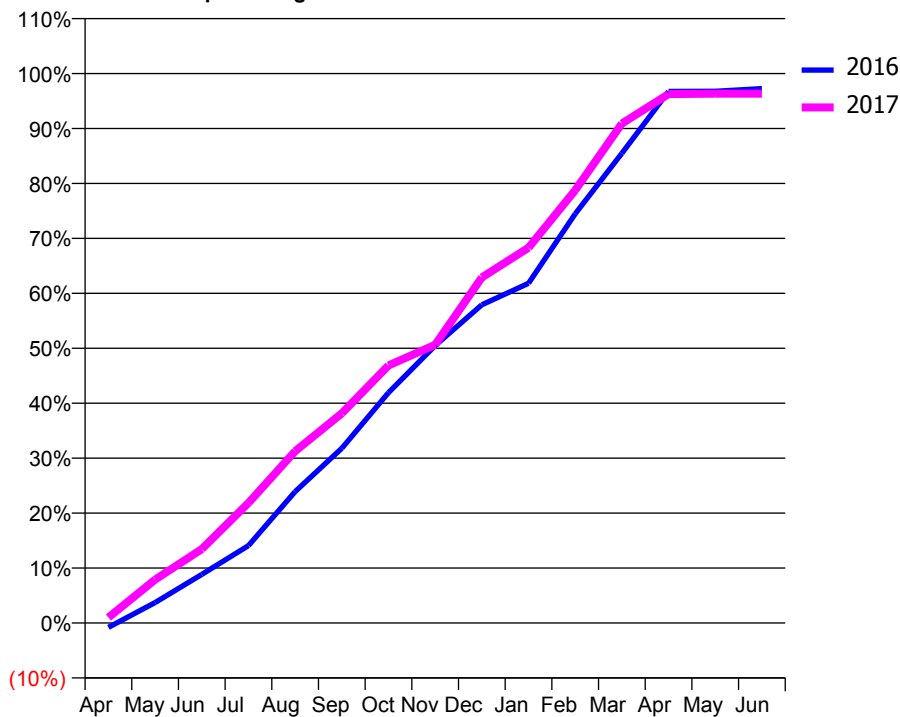
### ACCESS\*

Patients seen in 24 months	Total	Change since previous quarter
Quarter ending March 2016	1,096	
Quarter ending June 2016	1,115	→
Quarter ending September 2016	1,140	↑
Quarter ending December 2016	1,163	↑
Quarter ending March 2017	1,202	↑
<b>Variance since March 2016</b>	9.7%	↑



### ACTIVITY

Cumulative percentage of contracted UDA delivered 2016 & 2017



Month	Adjusted Scheduled Activity (UDA)	
	2016	2017
April	-29	36
May	134	284
June	318	483
July	506	785
August	860	1,123
September	1,143	1,371
October	1,506	1,684
November	1,814	1,819
December	2,081	2,260
January	2,221	2,454
February	2,676	2,830
March	3,071	3,266
April	3,476	3,458
May	3,477	3,461
June	3,494	3,461

### QUALITY

	Quantity	Base Number	Contract	AT	Region	England
% of FP17s for the same patient ID Re-attending within 3 months - Children	5	350	1.4%	10.0%	12.0%	12.3%
% of FP17s for the same patient ID Re-attending within 3 months - Adults	33	994	3.3%	15.4%	16.0%	16.7%
% of FP17s for the same patient ID Re-attending between 3 & 9 months - Children	165	350	47.1%	51.1%	58.8%	57.6%
% of FP17s for the same patient ID Re-attending between 3 & 9 months - Adults	422	994	42.5%	46.4%	51.2%	50.1%
% of FP17s for Band 1 Urgent Courses	96	1,306	7.4%	8.1%	8.0%	9.1%
% of FP17s Relating to Free Repair or Replacements	4	1,306	0.3%	0.7%	0.8%	0.8%
% of FP17s Relating to Continuations	1	1,306	0.1%	0.9%	1.2%	1.2%
% of Patients satisfied with the dentistry they have received	0	0	N/A	92.1%	92.7%	92.8%
% of Patients satisfied with the time they had to wait for an appointment	0	0	N/A	90.3%	89.1%	88.7%

\* This is based on patients treated on this contract for their most recent course of treatment. Figures in italics indicate the base number of FP17s or Patient Questionnaire responses are less than 100. N/A is shown where the base number of responses is less than 10 during the period. % is calculated as Quantity/Base number\*100

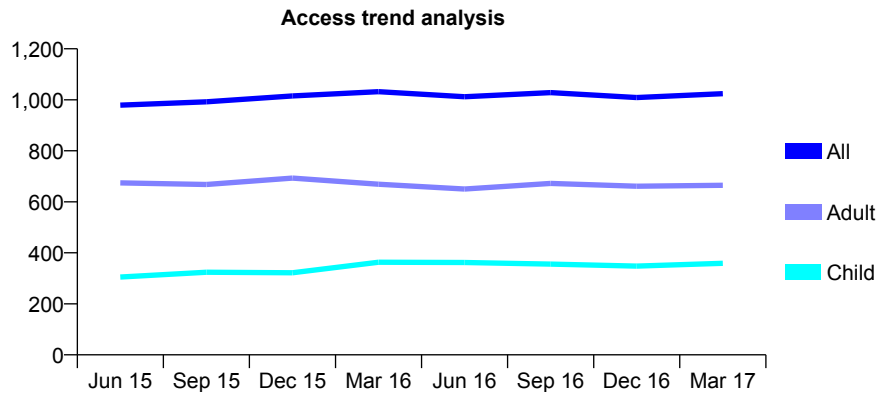
## Q54 - Vital Signs At a Glance Contract Report for 325708/0013 - Year end March 2017

Name or company name	Balbir S Bhandal, Amrik S Bhandal & Baljit
Contract type name	GDS Contract
Purpose of contract	General
Contract start date	01/04/2006
Contract end date	

16/17 Contracted general activity (UDA)	3,124
Carry forward general activity (UDA)	-43
16/17 Contracted orthodontic activity (UOA)	0
Carry forward orthodontic activity (UOA)	0
Baseline contract value	£72,705.58

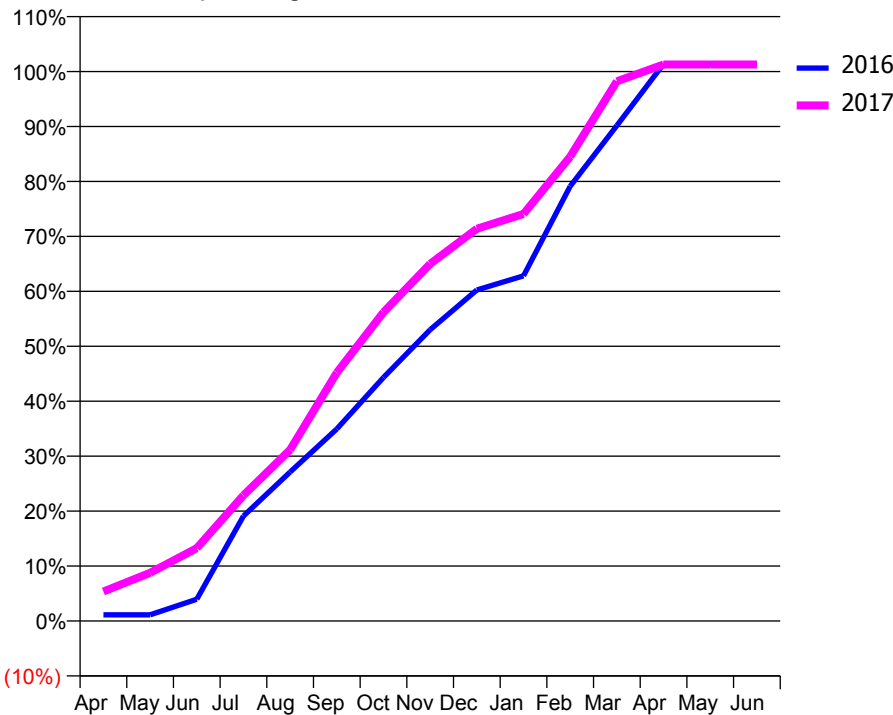
### ACCESS\*

Patients seen in 24 months	Total	Change since previous quarter
Quarter ending March 2016	1,032	
Quarter ending June 2016	1,012	↓
Quarter ending September 2016	1,028	→
Quarter ending December 2016	1,009	↓
Quarter ending March 2017	1,024	→
<b>Variance since March 2016</b>	<b>(0.8%)</b>	→



### ACTIVITY

Cumulative percentage of contracted UDA delivered 2016 & 2017



Month	Adjusted Scheduled Activity (UDA)	
	2016	2017
April	35	168
May	35	274
June	124	414
July	597	714
August	847	974
September	1,092	1,412
October	1,385	1,756
November	1,656	2,030
December	1,882	2,230
January	1,962	2,314
February	2,472	2,640
March	2,817	3,069
April	3,167	3,164
May	3,167	3,164
June	3,167	3,164

### QUALITY

	Quantity	Base Number	Contract	AT	Region	England
% of FP17s for the same patient ID Re-attending within 3 months - Children	9	323	2.8%	10.0%	12.0%	12.3%
% of FP17s for the same patient ID Re-attending within 3 months - Adults	61	649	9.4%	15.4%	16.0%	16.7%
% of FP17s for the same patient ID Re-attending between 3 & 9 months - Children	115	323	35.6%	51.1%	58.8%	57.6%
% of FP17s for the same patient ID Re-attending between 3 & 9 months - Adults	222	649	34.2%	46.4%	51.2%	50.1%
% of FP17s for Band 1 Urgent Courses	34	933	3.6%	8.1%	8.0%	9.1%
% of FP17s Relating to Free Repair or Replacements	1	933	0.1%	0.7%	0.8%	0.8%
% of FP17s Relating to Continuations	3	933	0.3%	0.9%	1.2%	1.2%
% of Patients satisfied with the dentistry they have received	3	5	N/A	92.1%	92.7%	92.8%
% of Patients satisfied with the time they had to wait for an appointment	5	5	N/A	90.3%	89.1%	88.7%

\* This is based on patients treated on this contract for their most recent course of treatment. Figures in italics indicate the base number of FP17s or Patient Questionnaire responses are less than 100. N/A is shown where the base number of responses is less than 10 during the period. % is calculated as Quantity/Base number\*100

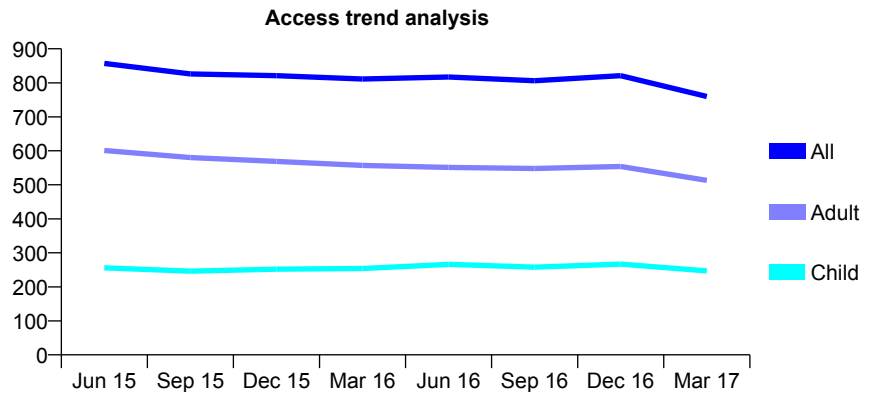
## Q54 - Vital Signs At a Glance Contract Report for 325708/0015 - Year end March 2017

Name or company name	Balbir S Bhandal, Amrik S Bhandal & Baljit
Contract type name	GDS Contract
Purpose of contract	General
Contract start date	01/04/2006
Contract end date	

16/17 Contracted general activity (UDA)	1,930
Carry forward general activity (UDA)	-1
16/17 Contracted orthodontic activity (UOA)	0
Carry forward orthodontic activity (UOA)	0
Baseline contract value	£50,728.58

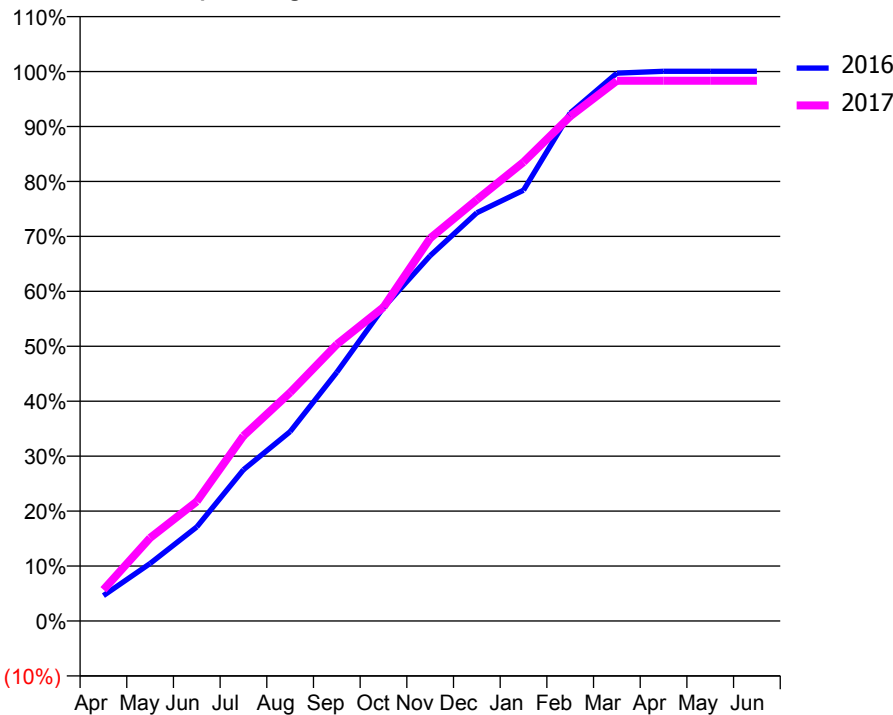
### ACCESS\*

Patients seen in 24 months	Total	Change since previous quarter
Quarter ending March 2016	811	
Quarter ending June 2016	817	→
Quarter ending September 2016	806	↓
Quarter ending December 2016	821	→
Quarter ending March 2017	760	↓
<b>Variance since March 2016</b>	<b>(6.3%)</b>	<b>↓</b>



### ACTIVITY

Cumulative percentage of contracted UDA delivered 2016 & 2017



Month	Adjusted Scheduled Activity (UDA)	
	2016	2017
April	89	110
May	202	292
June	330	420
July	531	650
August	665	802
September	874	971
October	1,101	1,102
November	1,283	1,345
December	1,434	1,480
January	1,513	1,612
February	1,784	1,773
March	1,924	1,898
April	1,931	1,898
May	1,931	1,898
June	1,931	1,898

### QUALITY

	Quantity	Base Number	Contract	AT	Region	England
% of FP17s for the same patient ID Re-attending within 3 months - Children	1	260	0.4%	10.0%	12.0%	12.3%
% of FP17s for the same patient ID Re-attending within 3 months - Adults	4	478	0.8%	15.4%	16.0%	16.7%
% of FP17s for the same patient ID Re-attending between 3 & 9 months - Children	103	260	39.6%	51.1%	58.8%	57.6%
% of FP17s for the same patient ID Re-attending between 3 & 9 months - Adults	181	478	37.9%	46.4%	51.2%	50.1%
% of FP17s for Band 1 Urgent Courses	3	733	0.4%	8.1%	8.0%	9.1%
% of FP17s Relating to Free Repair or Replacements	1	733	0.1%	0.7%	0.8%	0.8%
% of FP17s Relating to Continuations	0	733	0.0%	0.9%	1.2%	1.2%
% of Patients satisfied with the dentistry they have received	3	3	N/A	92.1%	92.7%	92.8%
% of Patients satisfied with the time they had to wait for an appointment	3	3	N/A	90.3%	89.1%	88.7%

\* This is based on patients treated on this contract for their most recent course of treatment. Figures in italics indicate the base number of FP17s or Patient Questionnaire responses are less than 100. N/A is shown where the base number of responses is less than 10 during the period. % is calculated as Quantity/Base number\*100

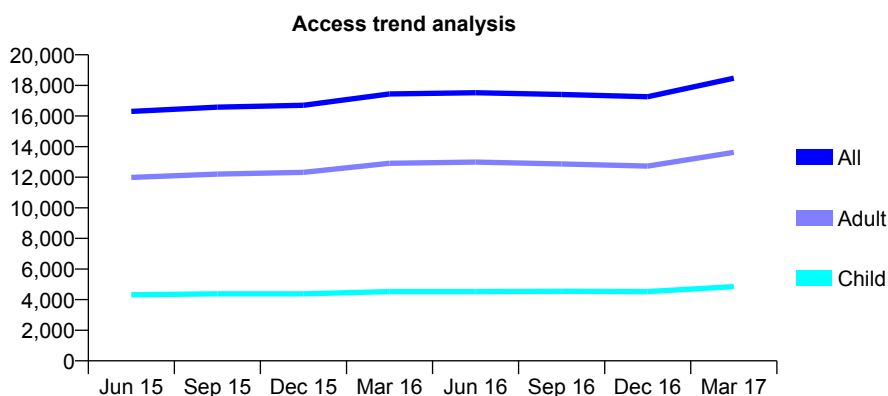
## Q54 - Vital Signs At a Glance Contract Report for 325708/0016 - Year end March 2017

Name or company name	Balbir S Bhandal, Amrik S Bhandal & Baljit
Contract type name	GDS Contract
Purpose of contract	General and Orthodontic
Contract start date	01/04/2006
Contract end date	

16/17 Contracted general activity (UDA)	57,385
Carry forward general activity (UDA)	851
16/17 Contracted orthodontic activity (UOA)	6,832
Carry forward orthodontic activity (UOA)	-12
Baseline contract value	£1,944,170.06

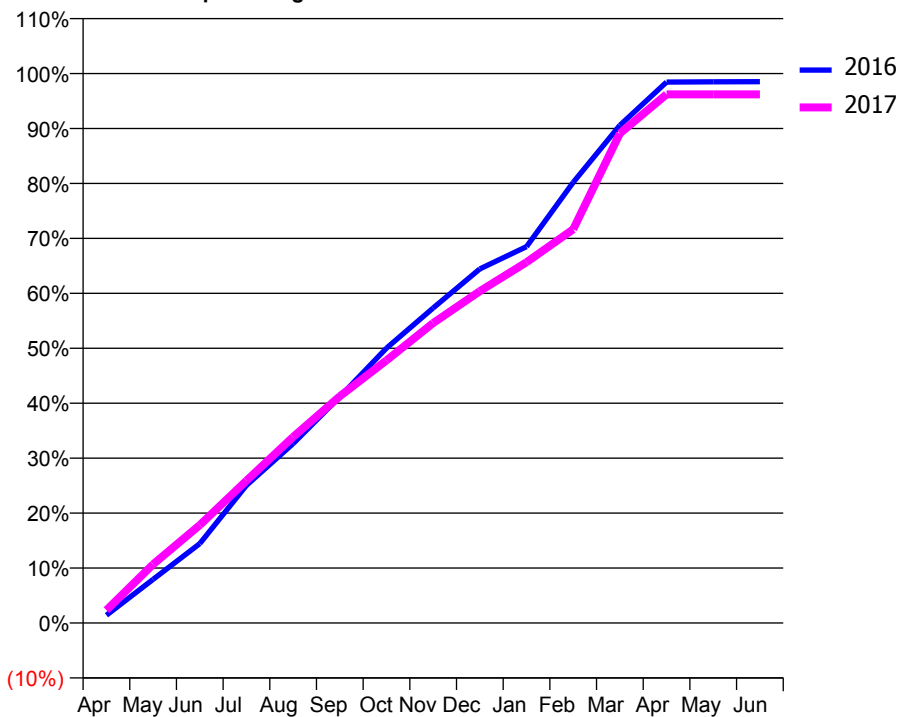
### ACCESS\*

Patients seen in 24 months	Total	Change since previous quarter
Quarter ending March 2016	17,440	
Quarter ending June 2016	17,524	→
Quarter ending September 2016	17,409	→
Quarter ending December 2016	17,260	→
Quarter ending March 2017	18,472	↑
<b>Variance since March 2016</b>	<b>5.9%</b>	<b>↑</b>



### ACTIVITY

Cumulative percentage of contracted UDA delivered 2016 & 2017



Adjusted Scheduled Activity (UDA)

Month	2016	2017
April	818	1,345
May	4,559	6,141
June	8,296	10,227
July	14,382	14,867
August	18,737	19,432
September	23,621	23,674
October	28,710	27,426
November	32,903	31,321
December	36,982	34,660
January	39,299	37,682
February	46,022	41,120
March	51,980	51,121
April	56,496	55,205
May	56,521	55,210
June	56,534	55,209

### QUALITY

	Quantity	Base Number	Contract	AT	Region	England
% of FP17s for the same patient ID Re-attending within 3 months - Children	432	6,085	7.1%	10.0%	12.0%	12.3%
% of FP17s for the same patient ID Re-attending within 3 months - Adults	1,635	14,171	11.5%	15.4%	16.0%	16.7%
% of FP17s for the same patient ID Re-attending between 3 & 9 months - Children	2,491	6,085	40.9%	51.1%	58.8%	57.6%
% of FP17s for the same patient ID Re-attending between 3 & 9 months - Adults	4,750	14,171	33.5%	46.4%	51.2%	50.1%
% of FP17s for Band 1 Urgent Courses	2,266	19,610	11.6%	8.1%	8.0%	9.1%
% of FP17s Relating to Free Repair or Replacements	211	19,610	1.1%	0.7%	0.8%	0.8%
% of FP17s Relating to Continuations	110	19,610	0.6%	0.9%	1.2%	1.2%
% of Patients satisfied with the dentistry they have received	24	27	88.9%	92.1%	92.7%	92.8%
% of Patients satisfied with the time they had to wait for an appointment	26	27	96.3%	90.3%	89.1%	88.7%

\* This is based on patients treated on this contract for their most recent course of treatment. Figures in italics indicate the base number of FP17s or Patient Questionnaire responses are less than 100. N/A is shown where the base number of responses is less than 10 during the period. % is calculated as Quantity/Base number\*100



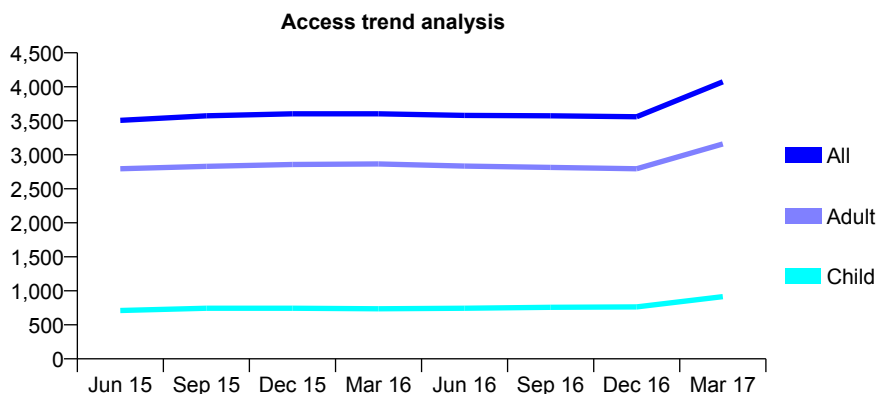
## Q54 - Vital Signs At a Glance Contract Report for 325708/0017 - Year end March 2017

Name or company name	Balbir S Bhandal, Amrik S Bhandal & Baljit
Contract type name	GDS Contract
Purpose of contract	General
Contract start date	01/04/2006
Contract end date	

16/17 Contracted general activity (UDA)	11,857
Carry forward general activity (UDA)	440
16/17 Contracted orthodontic activity (UOA)	0
Carry forward orthodontic activity (UOA)	0
Baseline contract value	£265,910.84

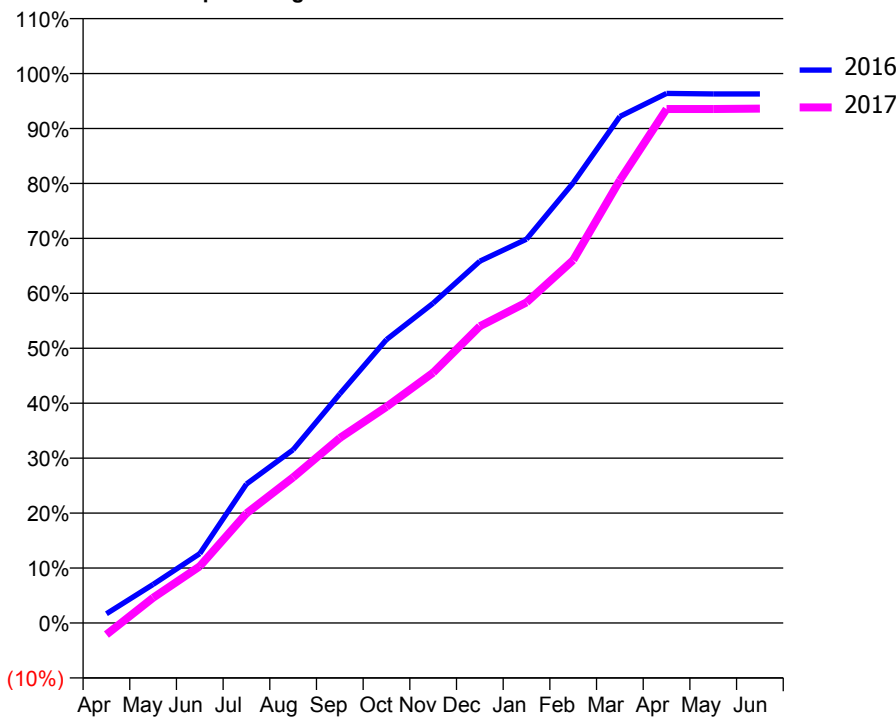
### ACCESS\*

Patients seen in 24 months	Total	Change since previous quarter
Quarter ending March 2016	3,602	
Quarter ending June 2016	3,580	→
Quarter ending September 2016	3,573	→
Quarter ending December 2016	3,560	→
Quarter ending March 2017	4,074	↑
<b>Variance since March 2016</b>	<b>13.1%</b>	<b>↑</b>



### ACTIVITY

Cumulative percentage of contracted UDA delivered 2016 & 2017



Month	Adjusted Scheduled Activity (UDA)	
	2016	2017
April	200	-252
May	834	546
June	1,497	1,224
July	2,999	2,366
August	3,738	3,144
September	4,944	3,993
October	6,114	4,665
November	6,902	5,401
December	7,808	6,403
January	8,282	6,917
February	9,497	7,831
March	10,931	9,554
April	11,429	11,089
May	11,417	11,090
June	11,417	11,100

### QUALITY

	Quantity	Base Number	Contract	AT	Region	England
% of FP17s for the same patient ID Re-attending within 3 months - Children	44	1,097	4.0%	10.0%	12.0%	12.3%
% of FP17s for the same patient ID Re-attending within 3 months - Adults	366	3,601	10.2%	15.4%	16.0%	16.7%
% of FP17s for the same patient ID Re-attending between 3 & 9 months - Children	580	1,097	52.9%	51.1%	58.8%	57.6%
% of FP17s for the same patient ID Re-attending between 3 & 9 months - Adults	1,813	3,601	50.3%	46.4%	51.2%	50.1%
% of FP17s for Band 1 Urgent Courses	352	5,167	6.8%	8.1%	8.0%	9.1%
% of FP17s Relating to Free Repair or Replacements	47	5,167	0.9%	0.7%	0.8%	0.8%
% of FP17s Relating to Continuations	40	5,167	0.8%	0.9%	1.2%	1.2%
% of Patients satisfied with the dentistry they have received	5	5	N/A	92.1%	92.7%	92.8%
% of Patients satisfied with the time they had to wait for an appointment	3	5	N/A	90.3%	89.1%	88.7%

\* This is based on patients treated on this contract for their most recent course of treatment. Figures in italics indicate the base number of FP17s or Patient Questionnaire responses are less than 100. N/A is shown where the base number of responses is less than 10 during the period. % is calculated as Quantity/Base number\*100

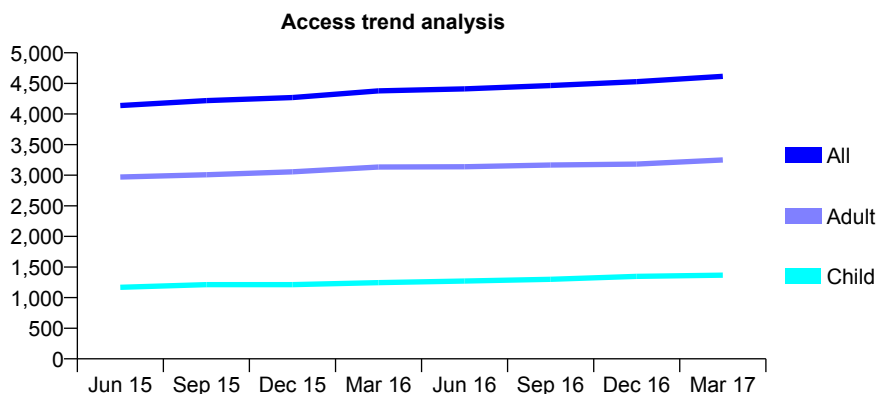
## Q54 - Vital Signs At a Glance Contract Report for 325708/0018 - Year end March 2017

Name or company name	Balbir S Bhandal, Amrik S Bhandal & Baljit
Contract type name	GDS Contract
Purpose of contract	General and Orthodontic
Contract start date	01/04/2006
Contract end date	

16/17 Contracted general activity (UDA)	15,769
Carry forward general activity (UDA)	120
16/17 Contracted orthodontic activity (UOA)	592
Carry forward orthodontic activity (UOA)	2
Baseline contract value	£386,074.89

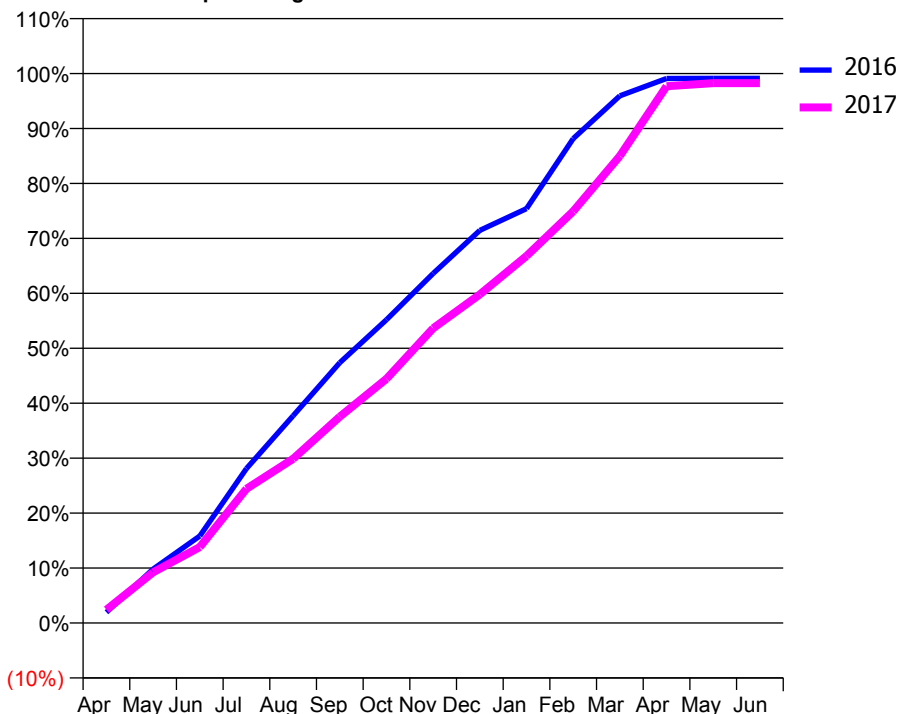
### ACCESS\*

Patients seen in 24 months	Total	Change since previous quarter
Quarter ending March 2016	4,379	
Quarter ending June 2016	4,411	→
Quarter ending September 2016	4,466	→
Quarter ending December 2016	4,529	→
Quarter ending March 2017	4,616	→
<b>Variance since March 2016</b>	<b>5.4%</b>	<b>↑</b>



### ACTIVITY

Cumulative percentage of contracted UDA delivered 2016 & 2017



Month	Adjusted Scheduled Activity (UDA)	
	2016	2017
April	268	379
May	1,353	1,456
June	2,180	2,179
July	3,872	3,853
August	5,195	4,713
September	6,523	5,922
October	7,600	7,008
November	8,761	8,458
December	9,837	9,433
January	10,385	10,531
February	12,136	11,814
March	13,210	13,404
April	13,643	15,404
May	13,649	15,490
June	13,649	15,491

### QUALITY

	Quantity	Base Number	Contract	AT	Region	England
% of FP17s for the same patient ID Re-attending within 3 months - Children	81	1,671	4.8%	10.0%	12.0%	12.3%
% of FP17s for the same patient ID Re-attending within 3 months - Adults	330	3,680	9.0%	15.4%	16.0%	16.7%
% of FP17s for the same patient ID Re-attending between 3 & 9 months - Children	791	1,671	47.3%	51.1%	58.8%	57.6%
% of FP17s for the same patient ID Re-attending between 3 & 9 months - Adults	1,549	3,680	42.1%	46.4%	51.2%	50.1%
% of FP17s for Band 1 Urgent Courses	407	5,972	6.8%	8.1%	8.0%	9.1%
% of FP17s Relating to Free Repair or Replacements	28	5,972	0.5%	0.7%	0.8%	0.8%
% of FP17s Relating to Continuations	24	5,972	0.4%	0.9%	1.2%	1.2%
% of Patients satisfied with the dentistry they have received	7	7	N/A	92.1%	92.7%	92.8%
% of Patients satisfied with the time they had to wait for an appointment	7	7	N/A	90.3%	89.1%	88.7%

\* This is based on patients treated on this contract for their most recent course of treatment. Figures in italics indicate the base number of FP17s or Patient Questionnaire responses are less than 100. N/A is shown where the base number of responses is less than 10 during the period. % is calculated as Quantity/Base number\*100

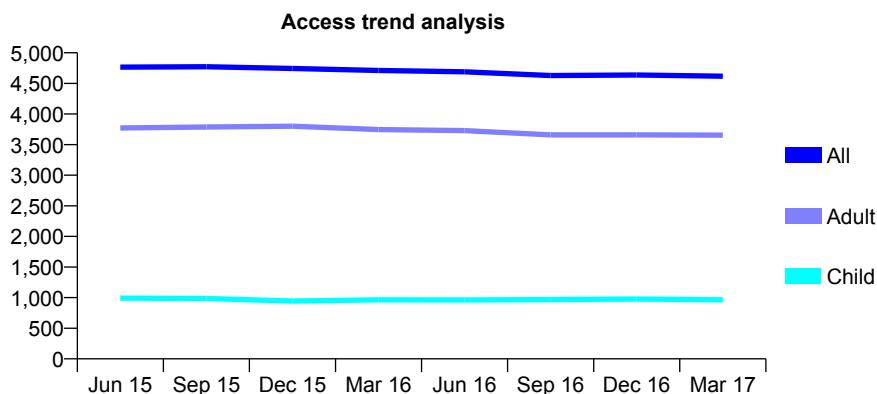
## Q54 - Vital Signs At a Glance Contract Report for 325708/0023 - Year end March 2017

Name or company name	Balbir S Bhandal, Amrik S Bhandal & Baljit
Contract type name	GDS Contract
Purpose of contract	General
Contract start date	02/01/2008
Contract end date	

16/17 Contracted general activity (UDA)	13,357
Carry forward general activity (UDA)	0
16/17 Contracted orthodontic activity (UOA)	0
Carry forward orthodontic activity (UOA)	0
Baseline contract value	£317,495.35

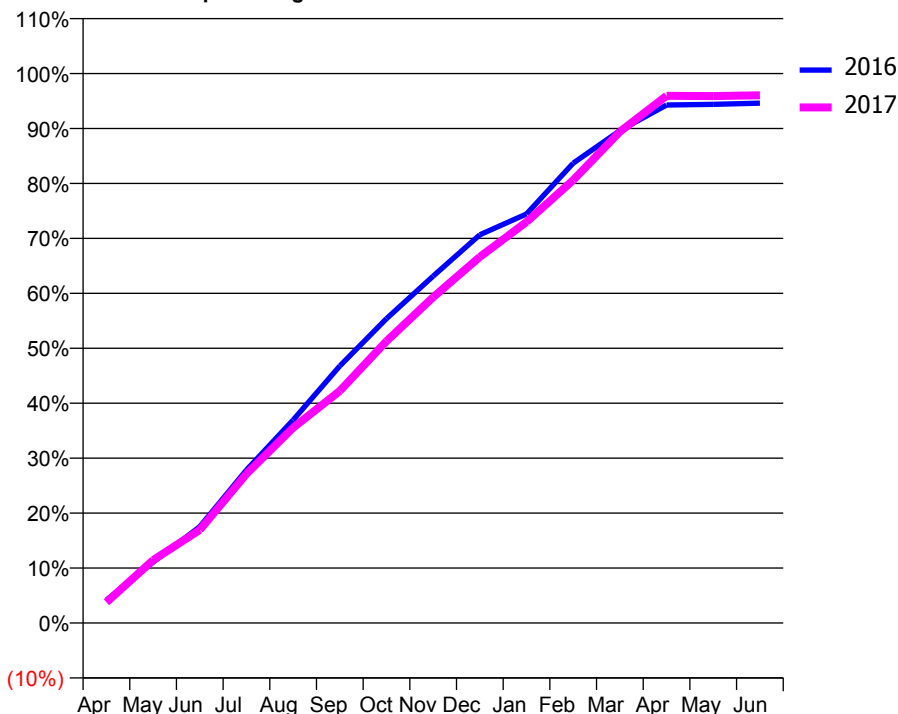
### ACCESS\*

Patients seen in 24 months	Total	Change since previous quarter
Quarter ending March 2016	4,712	
Quarter ending June 2016	4,690	→
Quarter ending September 2016	4,628	↓
Quarter ending December 2016	4,637	→
Quarter ending March 2017	4,617	→
<b>Variance since March 2016</b>	<b>(2.0%)</b>	<b>↓</b>



### ACTIVITY

Cumulative percentage of contracted UDA delivered 2016 & 2017



Adjusted Scheduled Activity (UDA)

Month	2016	2017
April	555	503
May	1,480	1,529
June	2,343	2,263
July	3,719	3,624
August	4,935	4,746
September	6,247	5,642
October	7,399	6,850
November	8,433	7,922
December	9,439	8,899
January	9,943	9,747
February	11,176	10,765
March	11,970	11,941
April	12,592	12,813
May	12,606	12,809
June	12,635	12,827

### QUALITY

	Quantity	Base Number	Contract	AT	Region	England
% of FP17s for the same patient ID Re-attending within 3 months - Children	81	1,174	6.9%	10.0%	12.0%	12.3%
% of FP17s for the same patient ID Re-attending within 3 months - Adults	520	4,779	10.9%	15.4%	16.0%	16.7%
% of FP17s for the same patient ID Re-attending between 3 & 9 months - Children	389	1,174	33.1%	51.1%	58.8%	57.6%
% of FP17s for the same patient ID Re-attending between 3 & 9 months - Adults	2,415	4,779	50.5%	46.4%	51.2%	50.1%
% of FP17s for Band 1 Urgent Courses	301	5,979	5.0%	8.1%	8.0%	9.1%
% of FP17s Relating to Free Repair or Replacements	27	5,979	0.5%	0.7%	0.8%	0.8%
% of FP17s Relating to Continuations	38	5,979	0.6%	0.9%	1.2%	1.2%
% of Patients satisfied with the dentistry they have received	5	7	N/A	92.1%	92.7%	92.8%
% of Patients satisfied with the time they had to wait for an appointment	6	7	N/A	90.3%	89.1%	88.7%

\* This is based on patients treated on this contract for their most recent course of treatment. Figures in italics indicate the base number of FP17s or Patient Questionnaire responses are less than 100. N/A is shown where the base number of responses is less than 10 during the period. % is calculated as Quantity/Base number\*100

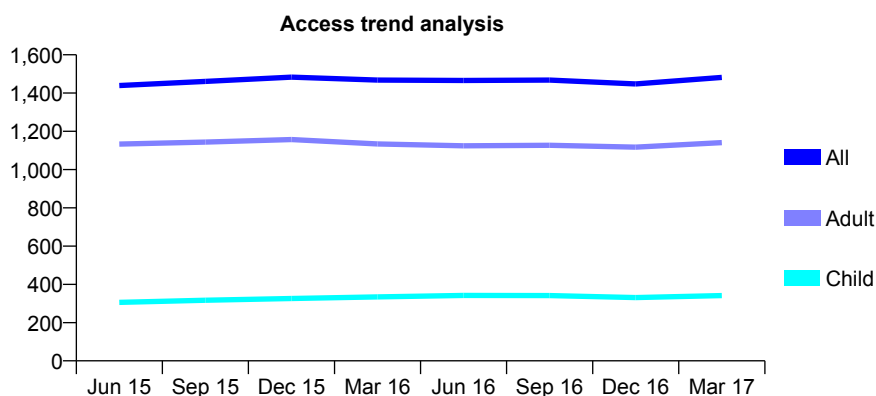
## Q54 - Vital Signs At a Glance Contract Report for 326496/0001 - Year end March 2017

Name or company name	MR D MAHGEREFTEH
Contract type name	GDS Contract
Purpose of contract	General
Contract start date	01/04/2006
Contract end date	

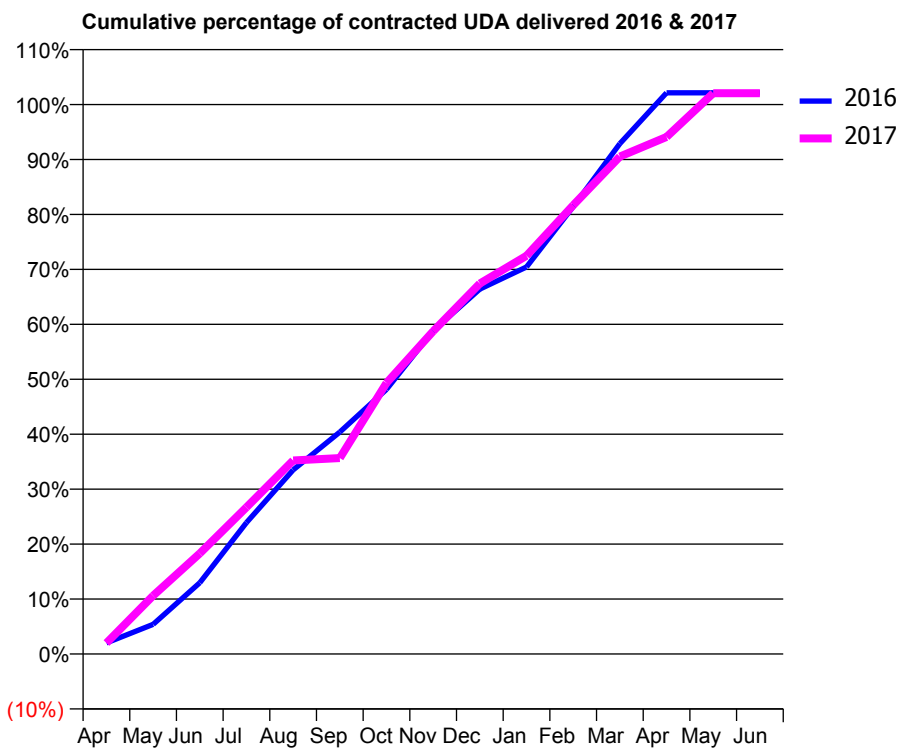
16/17 Contracted general activity (UDA)	7,433
Carry forward general activity (UDA)	-149
16/17 Contracted orthodontic activity (UOA)	0
Carry forward orthodontic activity (UOA)	0
Baseline contract value	£230,475.78

### ACCESS\*

Patients seen in 24 months	Total	Change since previous quarter
Quarter ending March 2016	1,468	
Quarter ending June 2016	1,466	→
Quarter ending September 2016	1,468	→
Quarter ending December 2016	1,448	↓
Quarter ending March 2017	1,482	↑
<b>Variance since March 2016</b>	<b>1.0%</b>	<b>→</b>



### ACTIVITY



Month	Adjusted Scheduled Activity (UDA)	
	2016	2017
April	150	149
May	401	788
June	964	1,362
July	1,777	1,984
August	2,490	2,618
September	3,003	2,650
October	3,580	3,667
November	4,373	4,366
December	4,937	5,012
January	5,235	5,388
February	6,051	6,070
March	6,904	6,729
April	7,591	6,994
May	7,592	7,585
June	7,592	7,585

### QUALITY

	Quantity	Base Number	Contract	AT	Region	England
% of FP17s for the same patient ID Re-attending within 3 months - Children	42	520	8.1%	10.0%	12.0%	12.3%
% of FP17s for the same patient ID Re-attending within 3 months - Adults	359	1,828	19.6%	15.4%	16.0%	16.7%
% of FP17s for the same patient ID Re-attending between 3 & 9 months - Children	324	520	62.3%	51.1%	58.8%	57.6%
% of FP17s for the same patient ID Re-attending between 3 & 9 months - Adults	1,024	1,828	56.0%	46.4%	51.2%	50.1%
% of FP17s for Band 1 Urgent Courses	141	2,372	5.9%	8.1%	8.0%	9.1%
% of FP17s Relating to Free Repair or Replacements	34	2,372	1.4%	0.7%	0.8%	0.8%
% of FP17s Relating to Continuations	39	2,372	1.6%	0.9%	1.2%	1.2%
% of Patients satisfied with the dentistry they have received	7	7	N/A	92.1%	92.7%	92.8%
% of Patients satisfied with the time they had to wait for an appointment	7	7	N/A	90.3%	89.1%	88.7%

\* This is based on patients treated on this contract for their most recent course of treatment. Figures in italics indicate the base number of FP17s or Patient Questionnaire responses are less than 100. N/A is shown where the base number of responses is less than 10 during the period. % is calculated as Quantity/Base number\*100

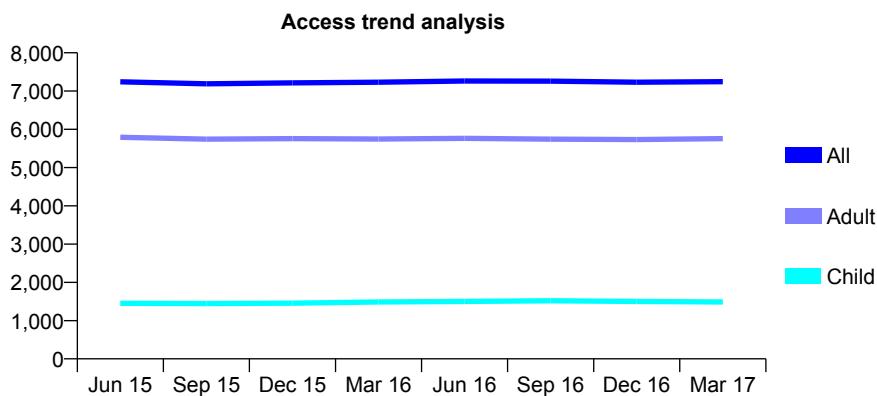
## Q54 - Vital Signs At a Glance Contract Report for 326666/0002 - Year end March 2017

Name or company name	MR RS TENNET
Contract type name	GDS Contract
Purpose of contract	General
Contract start date	01/04/2006
Contract end date	

16/17 Contracted general activity (UDA)	16,970
Carry forward general activity (UDA)	392
16/17 Contracted orthodontic activity (UOA)	0
Carry forward orthodontic activity (UOA)	0
Baseline contract value	£437,342.86

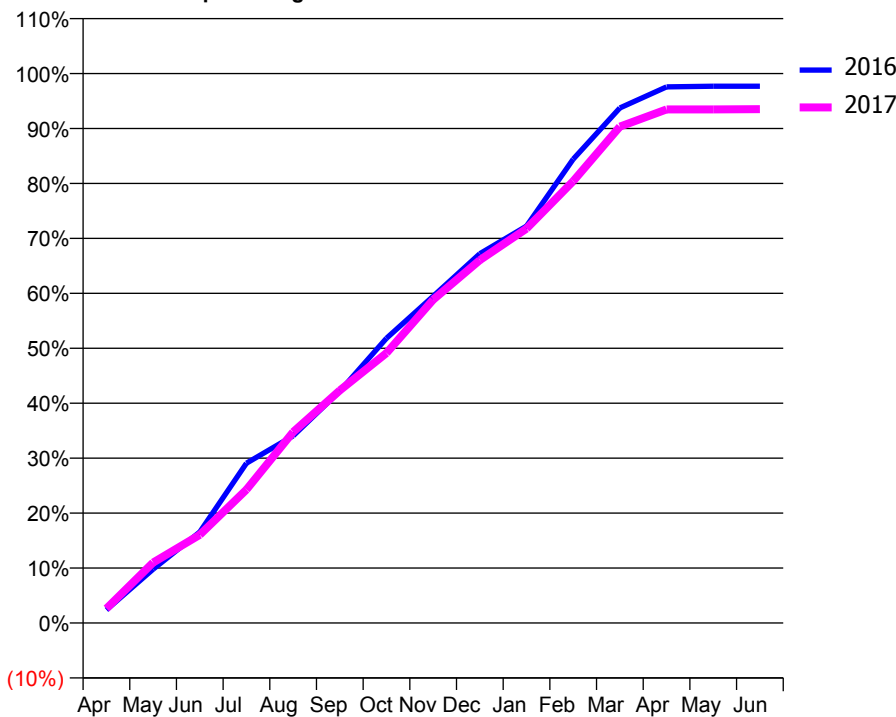
### ACCESS\*

Patients seen in 24 months	Total	Change since previous quarter
Quarter ending March 2016	7,231	
Quarter ending June 2016	7,264	→
Quarter ending September 2016	7,261	→
Quarter ending December 2016	7,233	→
Quarter ending March 2017	7,245	→
<b>Variance since March 2016</b>	<b>0.2%</b>	<b>→</b>



### ACTIVITY

Cumulative percentage of contracted UDA delivered 2016 & 2017



Month	Adjusted Scheduled Activity (UDA)	
	2016	2017
April	405	445
May	1,662	1,867
June	2,811	2,723
July	4,937	4,122
August	5,779	5,897
September	7,161	7,184
October	8,795	8,336
November	10,091	9,983
December	11,405	11,208
January	12,258	12,181
February	14,327	13,646
March	15,905	15,330
April	16,555	15,860
May	16,578	15,860
June	16,578	15,868

### QUALITY

	Quantity	Base Number	Contract	AT	Region	England
% of FP17s for the same patient ID Re-attending within 3 months - Children	87	2,000	4.4%	10.0%	12.0%	12.3%
% of FP17s for the same patient ID Re-attending within 3 months - Adults	718	6,412	11.2%	15.4%	16.0%	16.7%
% of FP17s for the same patient ID Re-attending between 3 & 9 months - Children	1,089	2,000	54.5%	51.1%	58.8%	57.6%
% of FP17s for the same patient ID Re-attending between 3 & 9 months - Adults	2,422	6,412	37.8%	46.4%	51.2%	50.1%
% of FP17s for Band 1 Urgent Courses	502	8,342	6.0%	8.1%	8.0%	9.1%
% of FP17s Relating to Free Repair or Replacements	47	8,342	0.6%	0.7%	0.8%	0.8%
% of FP17s Relating to Continuations	140	8,342	1.7%	0.9%	1.2%	1.2%
% of Patients satisfied with the dentistry they have received	9	9	N/A	92.1%	92.7%	92.8%
% of Patients satisfied with the time they had to wait for an appointment	9	9	N/A	90.3%	89.1%	88.7%

\* This is based on patients treated on this contract for their most recent course of treatment. Figures in italics indicate the base number of FP17s or Patient Questionnaire responses are less than 100. N/A is shown where the base number of responses is less than 10 during the period. % is calculated as Quantity/Base number\*100

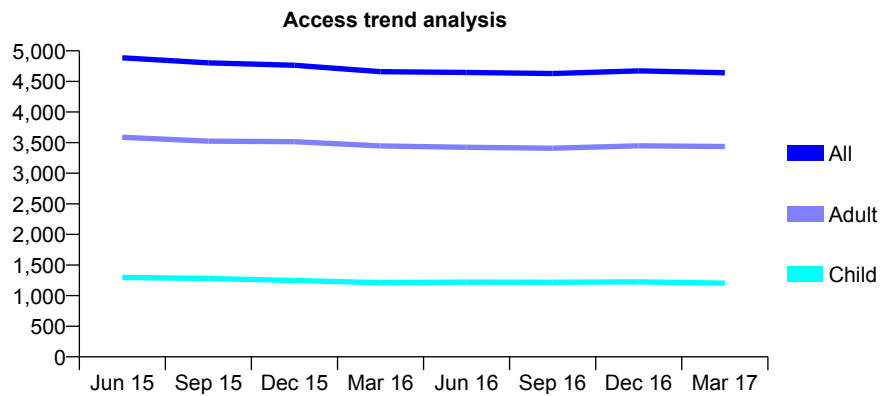
## Q54 - Vital Signs At a Glance Contract Report for 327875/0001 - Year end March 2017

Name or company name	MISS S MOSEDALE
Contract type name	GDS Contract
Purpose of contract	General
Contract start date	01/04/2006
Contract end date	

16/17 Contracted general activity (UDA)	16,997
Carry forward general activity (UDA)	0
16/17 Contracted orthodontic activity (UOA)	0
Carry forward orthodontic activity (UOA)	0
Baseline contract value	£373,952.33

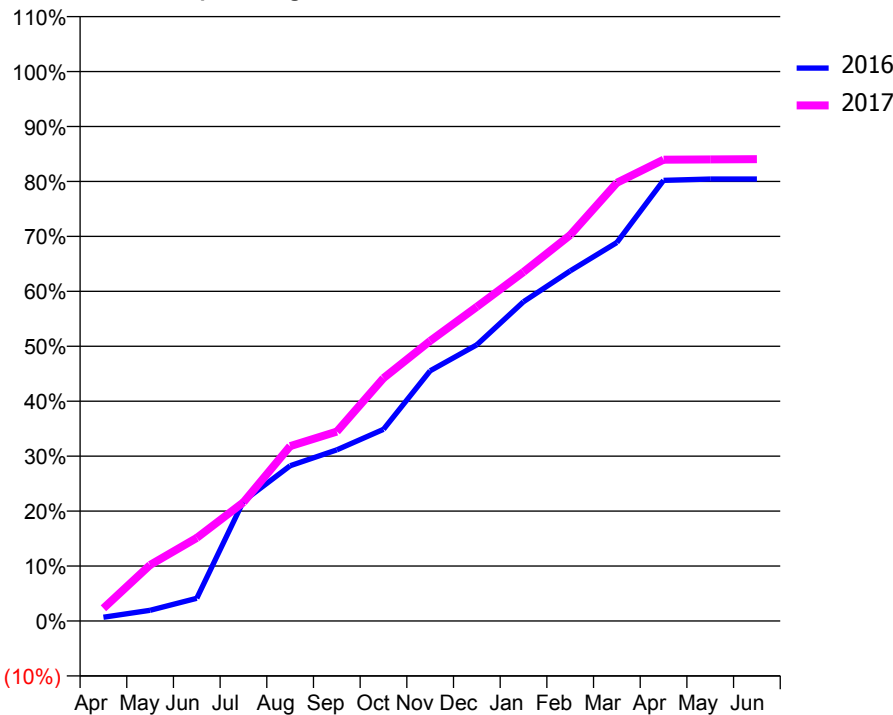
### ACCESS\*

Patients seen in 24 months	Total	Change since previous quarter
Quarter ending March 2016	4,658	
Quarter ending June 2016	4,646	→
Quarter ending September 2016	4,628	→
Quarter ending December 2016	4,673	→
Quarter ending March 2017	4,641	→
<b>Variance since March 2016</b>	<b>(0.4%)</b>	→



### ACTIVITY

Cumulative percentage of contracted UDA delivered 2016 & 2017



Month	Adjusted Scheduled Activity (UDA)	
	2016	2017
April	118	393
May	331	1,733
June	701	2,572
July	3,711	3,672
August	4,805	5,408
September	5,296	5,859
October	5,930	7,514
November	7,740	8,665
December	8,544	9,722
January	9,878	10,796
February	10,828	11,941
March	11,707	13,556
April	13,629	14,270
May	13,670	14,277
June	13,671	14,284

### QUALITY

	Quantity	Base Number	Contract	AT	Region	England
% of FP17s for the same patient ID Re-attending within 3 months - Children	144	2,118	6.8%	10.0%	12.0%	12.3%
% of FP17s for the same patient ID Re-attending within 3 months - Adults	903	6,016	15.0%	15.4%	16.0%	16.7%
% of FP17s for the same patient ID Re-attending between 3 & 9 months - Children	1,339	2,118	63.2%	51.1%	58.8%	57.6%
% of FP17s for the same patient ID Re-attending between 3 & 9 months - Adults	3,623	6,016	60.2%	46.4%	51.2%	50.1%
% of FP17s for Band 1 Urgent Courses	500	7,395	6.8%	8.1%	8.0%	9.1%
% of FP17s Relating to Free Repair or Replacements	68	7,395	0.9%	0.7%	0.8%	0.8%
% of FP17s Relating to Continuations	64	7,395	0.9%	0.9%	1.2%	1.2%
% of Patients satisfied with the dentistry they have received	10	10	100.0%	92.1%	92.7%	92.8%
% of Patients satisfied with the time they had to wait for an appointment	10	10	100.0%	90.3%	89.1%	88.7%

\* This is based on patients treated on this contract for their most recent course of treatment. Figures in italics indicate the base number of FP17s or Patient Questionnaire responses are less than 100. N/A is shown where the base number of responses is less than 10 during the period. % is calculated as Quantity/Base number\*100

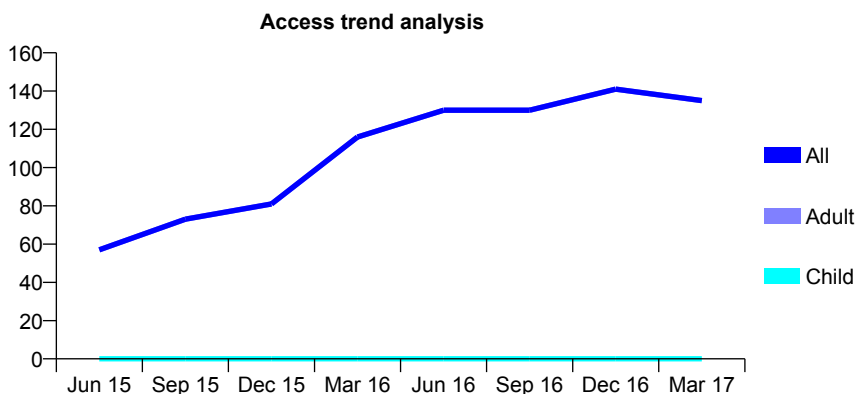
## Q54 - Vital Signs At a Glance Contract Report for 328944/0001 - Year end March 2017

Name or company name	MR P TANGRI
Contract type name	PDS Contract
Purpose of contract	General
Contract start date	01/04/2006
Contract end date	17/03/2026

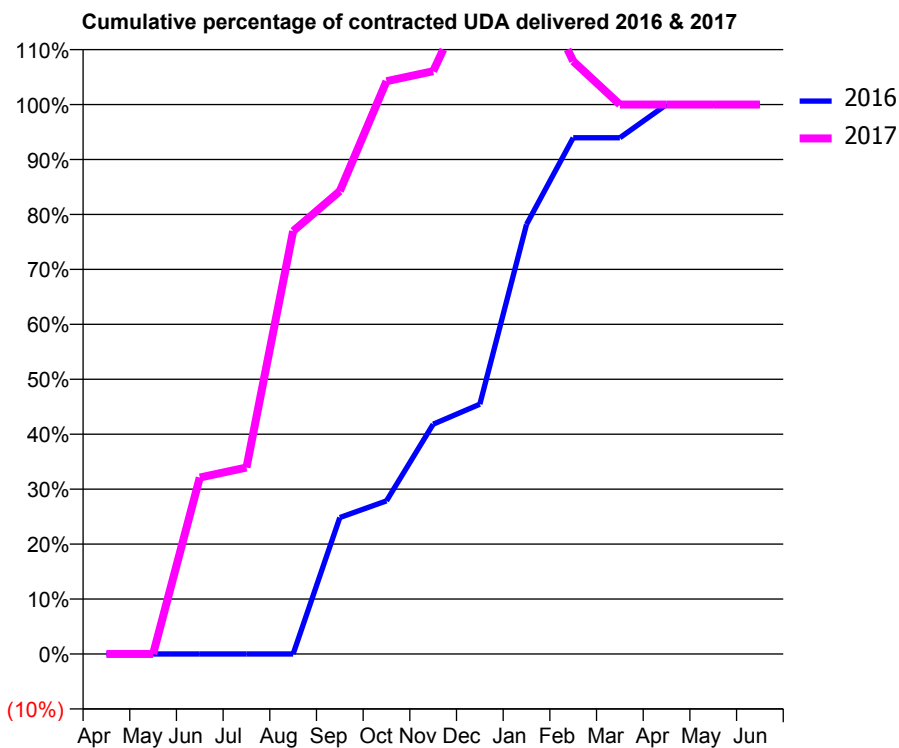
16/17 Contracted general activity (UDA)	165
Carry forward general activity (UDA)	0
16/17 Contracted orthodontic activity (UOA)	0
Carry forward orthodontic activity (UOA)	0
Baseline contract value	£7,328.26

### ACCESS\*

Patients seen in 24 months	Total	Change since previous quarter
Quarter ending March 2016	116	
Quarter ending June 2016	130	↑
Quarter ending September 2016	130	→
Quarter ending December 2016	141	↑
Quarter ending March 2017	135	↓
<b>Variance since March 2016</b>	<b>16.4%</b>	<b>↑</b>



### ACTIVITY



Month	Adjusted Scheduled Activity (UDA)	
	2016	2017
April	0	0
May	0	0
June	0	53
July	0	56
August	0	127
September	41	139
October	46	172
November	69	175
December	75	205
January	129	208
February	155	178
March	155	165
April	165	165
May	165	165
June	165	165

### QUALITY

	Quantity	Base Number	Contract	AT	Region	England
% of FP17s for the same patient ID Re-attending within 3 months - Children	0	0	N/A	10.0%	12.0%	12.3%
% of FP17s for the same patient ID Re-attending within 3 months - Adults	0	79	0.0%	15.4%	16.0%	16.7%
% of FP17s for the same patient ID Re-attending between 3 & 9 months - Children	0	0	N/A	51.1%	58.8%	57.6%
% of FP17s for the same patient ID Re-attending between 3 & 9 months - Adults	1	79	1.3%	46.4%	51.2%	50.1%
% of FP17s for Band 1 Urgent Courses	0	75	0.0%	8.1%	8.0%	9.1%
% of FP17s Relating to Free Repair or Replacements	0	75	0.0%	0.7%	0.8%	0.8%
% of FP17s Relating to Continuations	0	75	0.0%	0.9%	1.2%	1.2%
% of Patients satisfied with the dentistry they have received	0	0	N/A	92.1%	92.7%	92.8%
% of Patients satisfied with the time they had to wait for an appointment	0	0	N/A	90.3%	89.1%	88.7%

\* This is based on patients treated on this contract for their most recent course of treatment. Figures in italics indicate the base number of FP17s or Patient Questionnaire responses are less than 100. N/A is shown where the base number of responses is less than 10 during the period. % is calculated as Quantity/Base number\*100



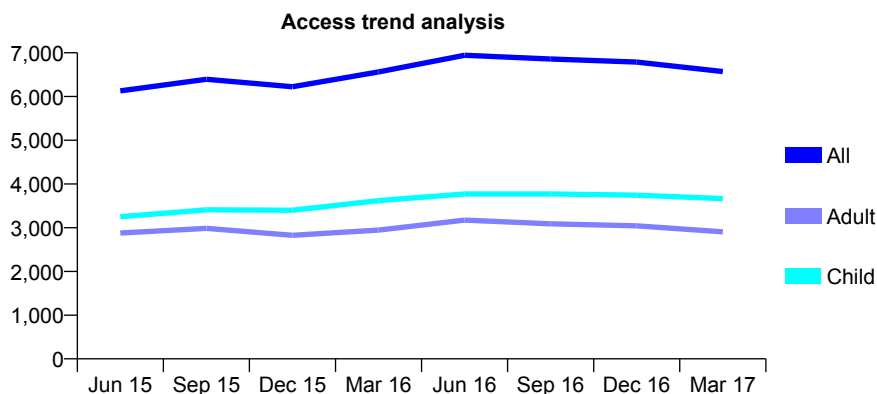
## Q54 - Vital Signs At a Glance Contract Report for 328944/0002 - Year end March 2017

Name or company name	MR P TANGRI
Contract type name	GDS Contract
Purpose of contract	General and Orthodontic
Contract start date	01/04/2006
Contract end date	

16/17 Contracted general activity (UDA)	14,197
Carry forward general activity (UDA)	-56
16/17 Contracted orthodontic activity (UOA)	22
Carry forward orthodontic activity (UOA)	0
Baseline contract value	£324,912.34

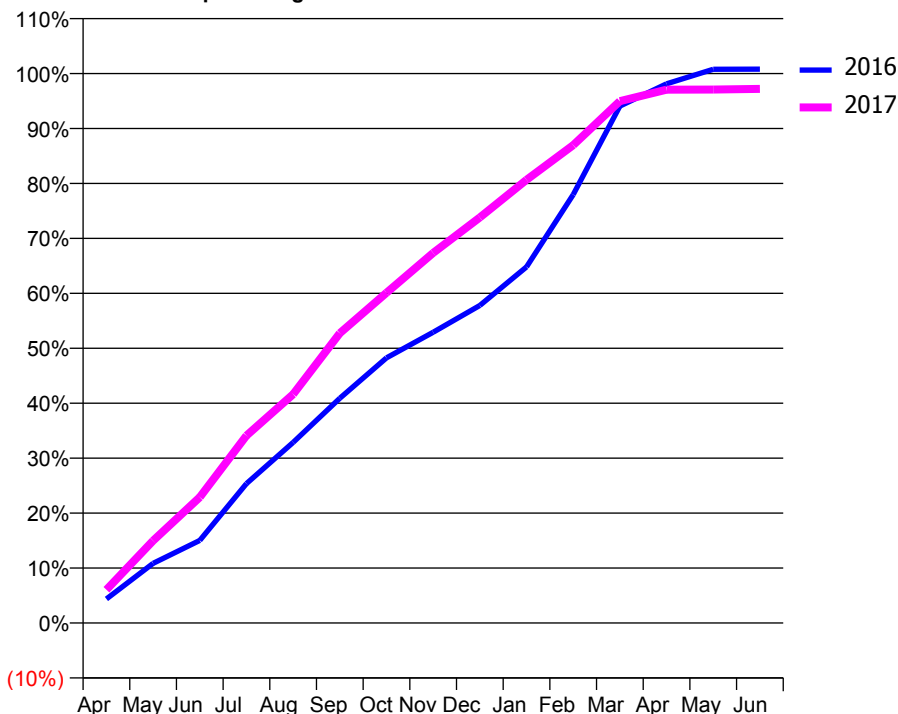
### ACCESS\*

Patients seen in 24 months	Total	Change since previous quarter
Quarter ending March 2016	6,563	
Quarter ending June 2016	6,944	↑
Quarter ending September 2016	6,859	↓
Quarter ending December 2016	6,787	↓
Quarter ending March 2017	6,570	↓
<b>Variance since March 2016</b>	<b>0.1%</b>	→



### ACTIVITY

Cumulative percentage of contracted UDA delivered 2016 & 2017



Month	Adjusted Scheduled Activity (UDA)	
	2016	2017
April	622	859
May	1,541	2,128
June	2,133	3,252
July	3,603	4,841
August	4,668	5,910
September	5,807	7,487
October	6,851	8,532
November	7,512	9,563
December	8,205	10,478
January	9,199	11,449
February	11,068	12,345
March	13,354	13,483
April	13,931	13,778
May	14,306	13,782
June	14,309	13,799

### QUALITY

	Quantity	Base Number	Contract	AT	Region	England
% of FP17s for the same patient ID Re-attending within 3 months - Children	577	5,487	10.5%	10.0%	12.0%	12.3%
% of FP17s for the same patient ID Re-attending within 3 months - Adults	297	3,262	9.1%	15.4%	16.0%	16.7%
% of FP17s for the same patient ID Re-attending between 3 & 9 months - Children	2,057	5,487	37.5%	51.1%	58.8%	57.6%
% of FP17s for the same patient ID Re-attending between 3 & 9 months - Adults	245	3,262	7.5%	46.4%	51.2%	50.1%
% of FP17s for Band 1 Urgent Courses	3,793	8,495	44.6%	8.1%	8.0%	9.1%
% of FP17s Relating to Free Repair or Replacements	9	8,495	0.1%	0.7%	0.8%	0.8%
% of FP17s Relating to Continuations	4	8,495	0.0%	0.9%	1.2%	1.2%
% of Patients satisfied with the dentistry they have received	2	3	N/A	92.1%	92.7%	92.8%
% of Patients satisfied with the time they had to wait for an appointment	2	3	N/A	90.3%	89.1%	88.7%

\* This is based on patients treated on this contract for their most recent course of treatment. Figures in italics indicate the base number of FP17s or Patient Questionnaire responses are less than 100. N/A is shown where the base number of responses is less than 10 during the period. % is calculated as Quantity/Base number\*100

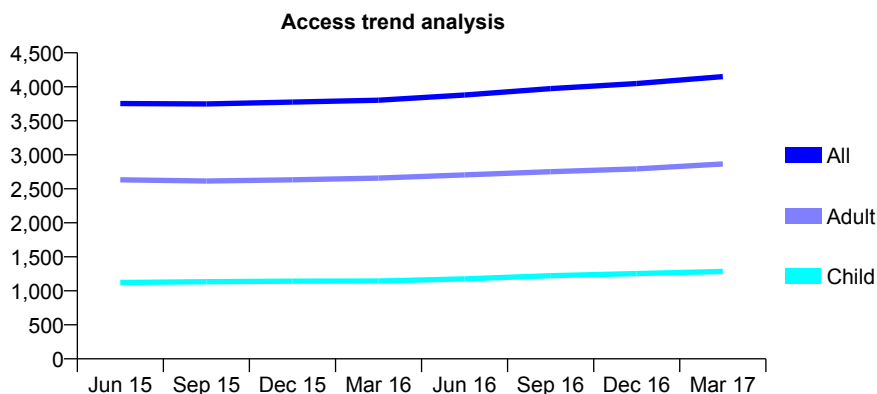
## Q54 - Vital Signs At a Glance Contract Report for 330485/0002 - Year end March 2017

Name or company name	MR I AZMAT
Contract type name	GDS Contract
Purpose of contract	General
Contract start date	01/04/2006
Contract end date	

16/17 Contracted general activity (UDA)	10,775
Carry forward general activity (UDA)	345
16/17 Contracted orthodontic activity (UOA)	0
Carry forward orthodontic activity (UOA)	0
Baseline contract value	£223,971.29

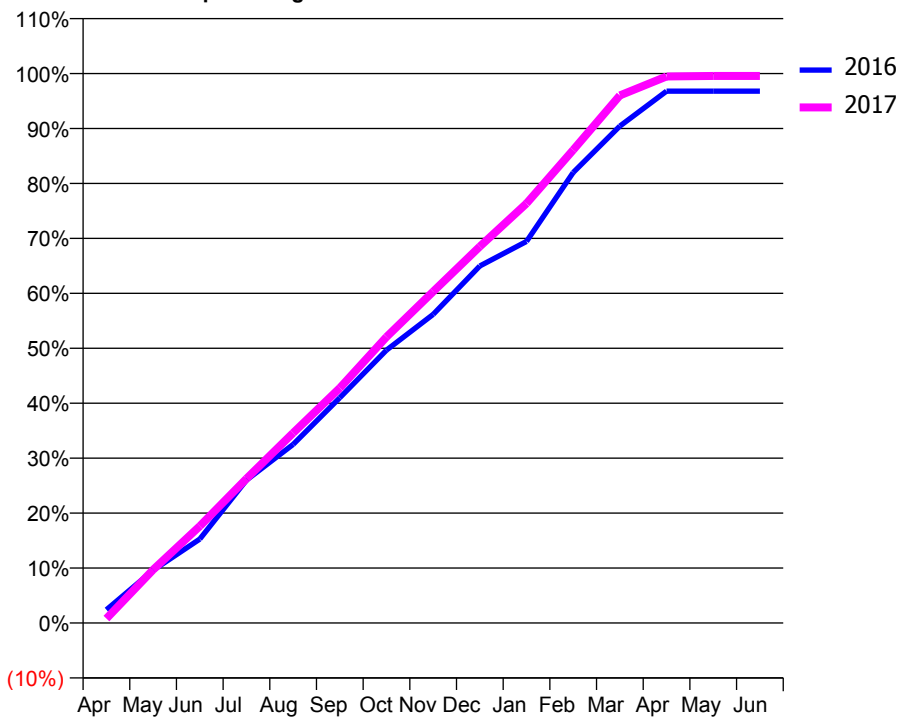
### ACCESS\*

Patients seen in 24 months	Total	Change since previous quarter
Quarter ending March 2016	3,802	
Quarter ending June 2016	3,880	↑
Quarter ending September 2016	3,973	↑
Quarter ending December 2016	4,048	→
Quarter ending March 2017	4,150	↑
<b>Variance since March 2016</b>	9.2%	↑



### ACTIVITY

Cumulative percentage of contracted UDA delivered 2016 & 2017



Month	Adjusted Scheduled Activity (UDA)	
	2016	2017
April	261	86
May	1,035	1,045
June	1,646	1,900
July	2,803	2,830
August	3,501	3,728
September	4,419	4,609
October	5,350	5,610
November	6,053	6,498
December	7,001	7,383
January	7,482	8,228
February	8,833	9,275
March	9,743	10,347
April	10,429	10,715
May	10,430	10,727
June	10,430	10,727

### QUALITY

	Quantity	Base Number	Contract	AT	Region	England
% of FP17s for the same patient ID Re-attending within 3 months - Children	131	1,489	8.8%	10.0%	12.0%	12.3%
% of FP17s for the same patient ID Re-attending within 3 months - Adults	626	3,506	17.9%	15.4%	16.0%	16.7%
% of FP17s for the same patient ID Re-attending between 3 & 9 months - Children	408	1,489	27.4%	51.1%	58.8%	57.6%
% of FP17s for the same patient ID Re-attending between 3 & 9 months - Adults	1,101	3,506	31.4%	46.4%	51.2%	50.1%
% of FP17s for Band 1 Urgent Courses	754	4,911	15.4%	8.1%	8.0%	9.1%
% of FP17s Relating to Free Repair or Replacements	6	4,911	0.1%	0.7%	0.8%	0.8%
% of FP17s Relating to Continuations	23	4,911	0.5%	0.9%	1.2%	1.2%
% of Patients satisfied with the dentistry they have received	1	1	N/A	92.1%	92.7%	92.8%
% of Patients satisfied with the time they had to wait for an appointment	1	1	N/A	90.3%	89.1%	88.7%

\* This is based on patients treated on this contract for their most recent course of treatment. Figures in italics indicate the base number of FP17s or Patient Questionnaire responses are less than 100. N/A is shown where the base number of responses is less than 10 during the period. % is calculated as Quantity/Base number\*100

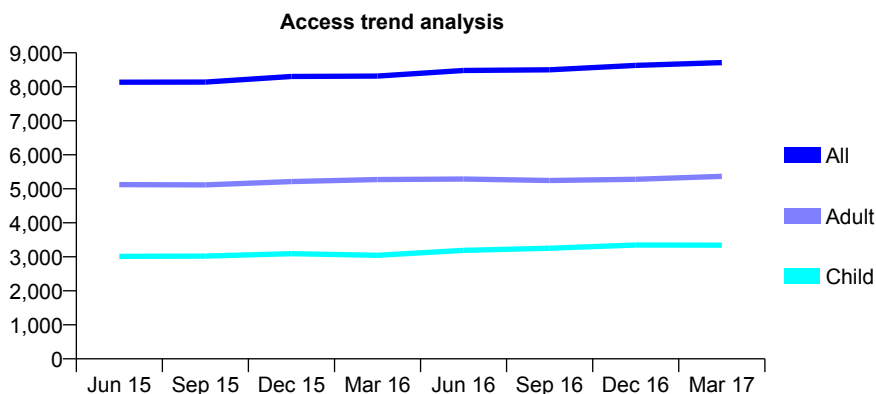
## Q54 - Vital Signs At a Glance Contract Report for 330485/0003 - Year end March 2017

Name or company name	MR I AZMAT
Contract type name	GDS Contract
Purpose of contract	General
Contract start date	01/04/2006
Contract end date	

16/17 Contracted general activity (UDA)	24,125
Carry forward general activity (UDA)	799
16/17 Contracted orthodontic activity (UOA)	0
Carry forward orthodontic activity (UOA)	0
Baseline contract value	£493,925.13

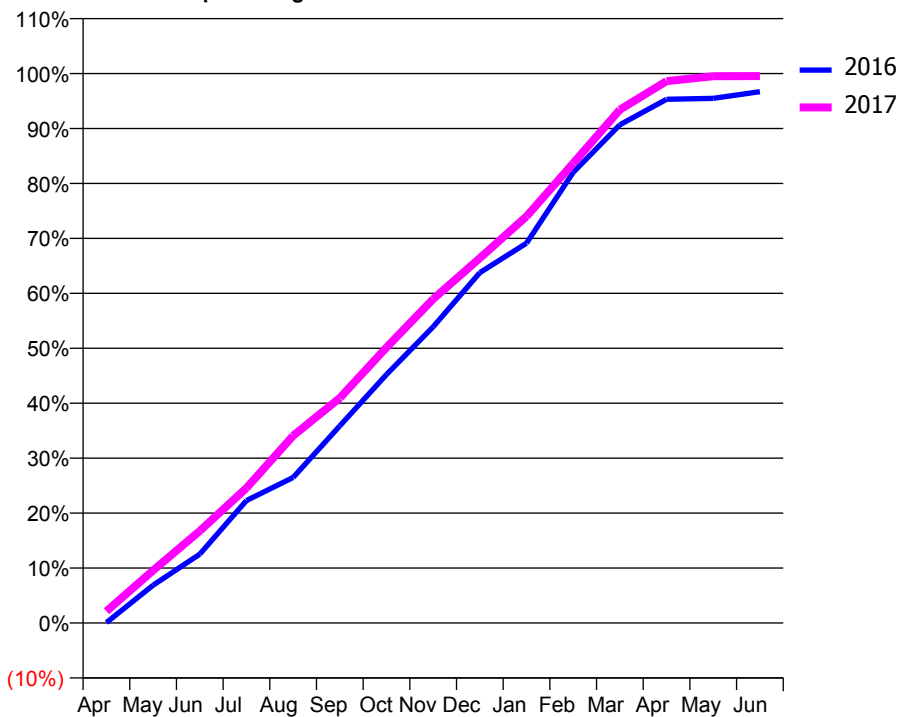
### ACCESS\*

Patients seen in 24 months	Total	Change since previous quarter
Quarter ending March 2016	8,316	
Quarter ending June 2016	8,479	→
Quarter ending September 2016	8,501	→
Quarter ending December 2016	8,628	→
Quarter ending March 2017	8,711	→
<b>Variance since March 2016</b>	<b>4.7%</b>	<b>↑</b>



### ACTIVITY

Cumulative percentage of contracted UDA delivered 2016 & 2017



Month	Adjusted Scheduled Activity (UDA)	
	2016	2017
April	23	517
May	1,659	2,309
June	3,026	4,045
July	5,375	5,925
August	6,392	8,220
September	8,657	9,880
October	10,909	12,097
November	13,003	14,222
December	15,383	16,018
January	16,677	17,853
February	19,784	20,182
March	21,875	22,536
April	22,990	23,791
May	23,031	24,004
June	23,325	24,011

### QUALITY

	Quantity	Base Number	Contract	AT	Region	England
% of FP17s for the same patient ID Re-attending within 3 months - Children	304	3,697	8.2%	10.0%	12.0%	12.3%
% of FP17s for the same patient ID Re-attending within 3 months - Adults	822	5,453	15.1%	15.4%	16.0%	16.7%
% of FP17s for the same patient ID Re-attending between 3 & 9 months - Children	1,188	3,697	32.1%	51.1%	58.8%	57.6%
% of FP17s for the same patient ID Re-attending between 3 & 9 months - Adults	1,615	5,453	29.6%	46.4%	51.2%	50.1%
% of FP17s for Band 1 Urgent Courses	729	9,219	7.9%	8.1%	8.0%	9.1%
% of FP17s Relating to Free Repair or Replacements	6	9,219	0.1%	0.7%	0.8%	0.8%
% of FP17s Relating to Continuations	34	9,219	0.4%	0.9%	1.2%	1.2%
% of Patients satisfied with the dentistry they have received	3	4	N/A	92.1%	92.7%	92.8%
% of Patients satisfied with the time they had to wait for an appointment	4	4	N/A	90.3%	89.1%	88.7%

\* This is based on patients treated on this contract for their most recent course of treatment. Figures in italics indicate the base number of FP17s or Patient Questionnaire responses are less than 100. N/A is shown where the base number of responses is less than 10 during the period. % is calculated as Quantity/Base number\*100

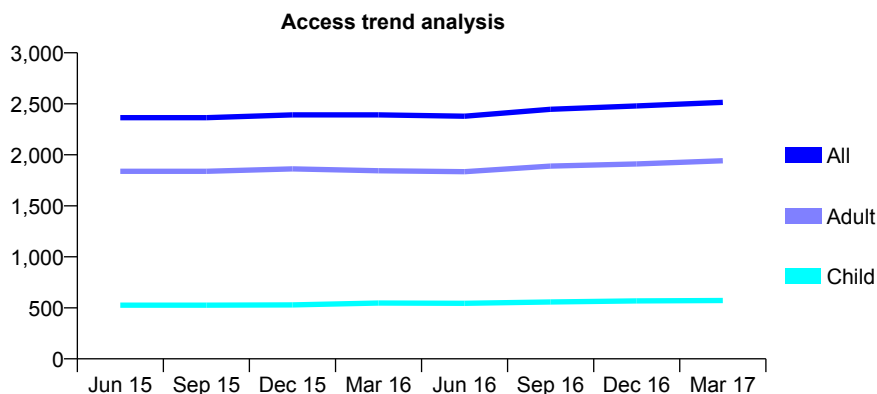
## Q54 - Vital Signs At a Glance Contract Report for 330485/0004 - Year end March 2017

Name or company name	MR I AZMAT
Contract type name	GDS Contract
Purpose of contract	General
Contract start date	01/04/2006
Contract end date	

16/17 Contracted general activity (UDA)	7,740
Carry forward general activity (UDA)	34
16/17 Contracted orthodontic activity (UOA)	0
Carry forward orthodontic activity (UOA)	0
Baseline contract value	£149,532.82

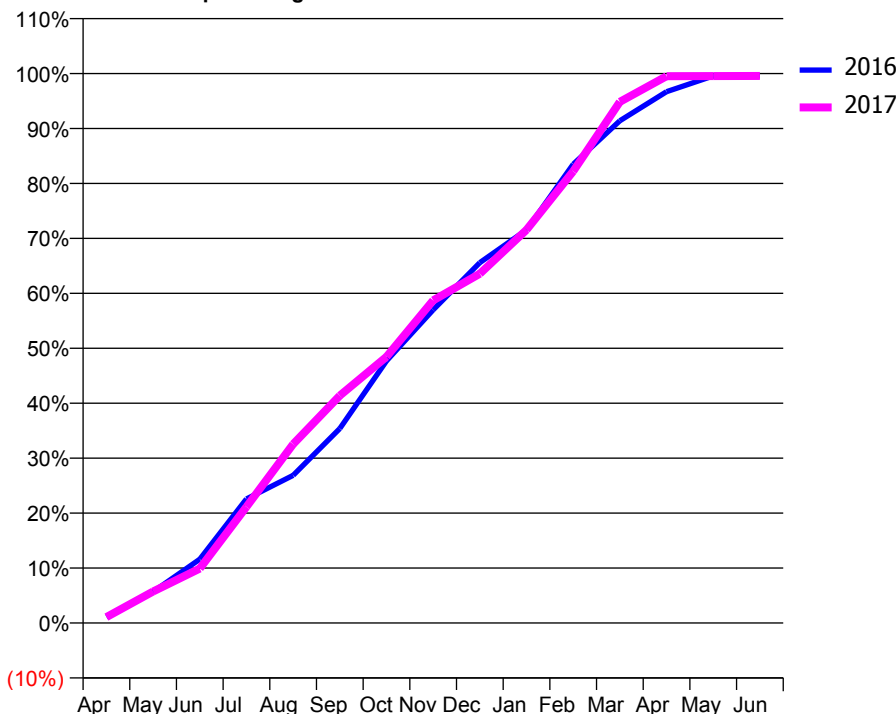
### ACCESS\*

Patients seen in 24 months	Total	Change since previous quarter
Quarter ending March 2016	2,391	
Quarter ending June 2016	2,379	→
Quarter ending September 2016	2,446	↑
Quarter ending December 2016	2,479	→
Quarter ending March 2017	2,514	→
<b>Variance since March 2016</b>	<b>5.1%</b>	<b>↑</b>



### ACTIVITY

Cumulative percentage of contracted UDA delivered 2016 & 2017



Month	Adjusted Scheduled Activity (UDA)	
	2016	2017
April	87	84
May	440	444
June	900	767
July	1,747	1,637
August	2,081	2,519
September	2,740	3,203
October	3,691	3,750
November	4,411	4,544
December	5,076	4,920
January	5,537	5,538
February	6,463	6,362
March	7,074	7,340
April	7,484	7,701
May	7,706	7,704
June	7,706	7,705

### QUALITY

	Quantity	Base Number	Contract	AT	Region	England
% of FP17s for the same patient ID Re-attending within 3 months - Children	31	719	4.3%	10.0%	12.0%	12.3%
% of FP17s for the same patient ID Re-attending within 3 months - Adults	205	2,239	9.2%	15.4%	16.0%	16.7%
% of FP17s for the same patient ID Re-attending between 3 & 9 months - Children	334	719	46.5%	51.1%	58.8%	57.6%
% of FP17s for the same patient ID Re-attending between 3 & 9 months - Adults	1,103	2,239	49.3%	46.4%	51.2%	50.1%
% of FP17s for Band 1 Urgent Courses	126	2,878	4.4%	8.1%	8.0%	9.1%
% of FP17s Relating to Free Repair or Replacements	29	2,878	1.0%	0.7%	0.8%	0.8%
% of FP17s Relating to Continuations	50	2,878	1.7%	0.9%	1.2%	1.2%
% of Patients satisfied with the dentistry they have received	0	0	N/A	92.1%	92.7%	92.8%
% of Patients satisfied with the time they had to wait for an appointment	0	0	N/A	90.3%	89.1%	88.7%

\* This is based on patients treated on this contract for their most recent course of treatment. Figures in italics indicate the base number of FP17s or Patient Questionnaire responses are less than 100. N/A is shown where the base number of responses is less than 10 during the period. % is calculated as Quantity/Base number\*100

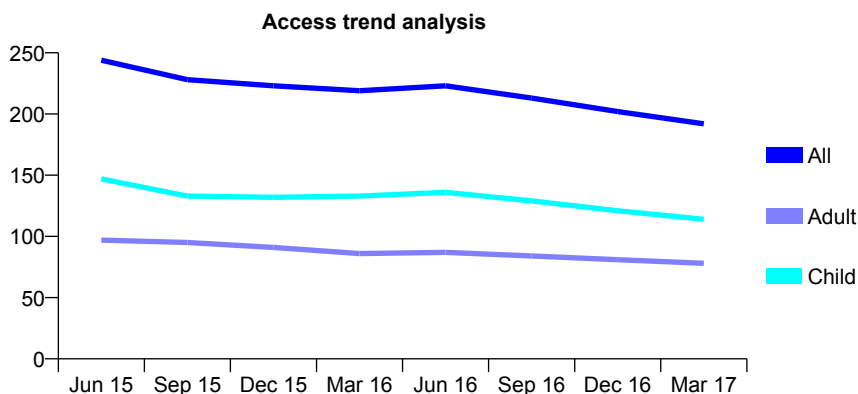
## Q54 - Vital Signs At a Glance Contract Report for 331902/0001 - Year end March 2017

Name or company name	MR MA PLUMB
Contract type name	GDS Contract
Purpose of contract	General and Orthodontic
Contract start date	01/04/2006
Contract end date	

16/17 Contracted general activity (UDA)	500
Carry forward general activity (UDA)	0
16/17 Contracted orthodontic activity (UOA)	897
Carry forward orthodontic activity (UOA)	0
Baseline contract value	£72,159.25

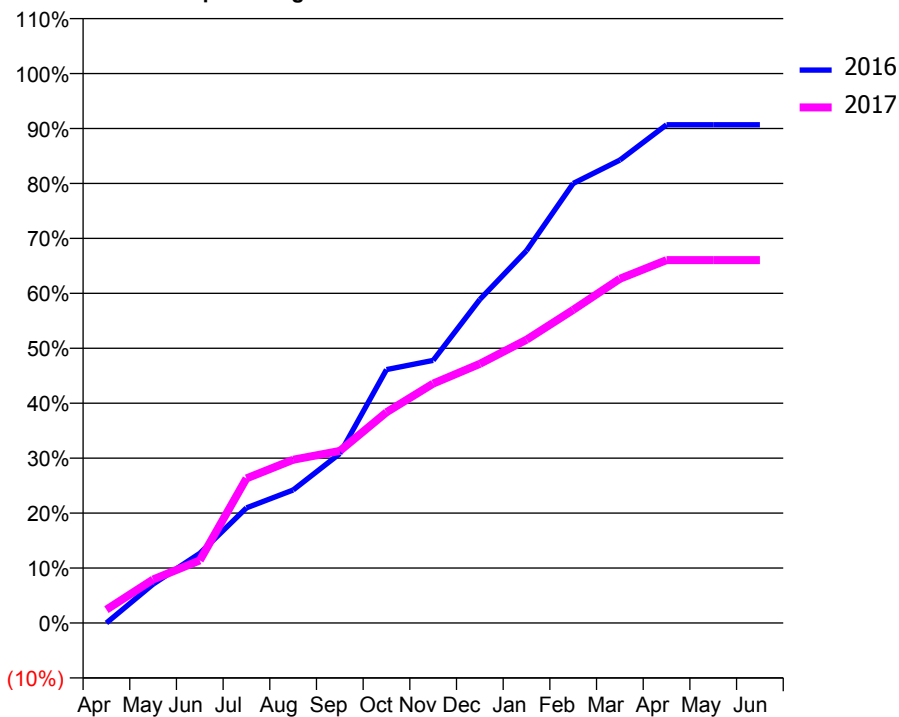
### ACCESS\*

Patients seen in 24 months	Total	Change since previous quarter
Quarter ending March 2016	219	
Quarter ending June 2016	223	→
Quarter ending September 2016	213	↓
Quarter ending December 2016	202	↓
Quarter ending March 2017	192	↓
<b>Variance since March 2016</b>	<b>(12.3%)</b>	<b>↓</b>



### ACTIVITY

Cumulative percentage of contracted UDA delivered 2016 & 2017



Month	Adjusted Scheduled Activity (UDA)	
	2016	2017
April	0	12
May	35	40
June	63	57
July	105	132
August	121	149
September	154	157
October	231	192
November	239	218
December	294	236
January	339	258
February	400	285
March	421	313
April	453	330
May	453	330
June	453	330

### QUALITY

	Quantity	Base Number	Contract	AT	Region	England
% of FP17s for the same patient ID Re-attending within 3 months - Children	13	260	5.0%	10.0%	12.0%	12.3%
% of FP17s for the same patient ID Re-attending within 3 months - Adults	6	75	8.0%	15.4%	16.0%	16.7%
% of FP17s for the same patient ID Re-attending between 3 & 9 months - Children	114	260	43.8%	51.1%	58.8%	57.6%
% of FP17s for the same patient ID Re-attending between 3 & 9 months - Adults	47	75	62.7%	46.4%	51.2%	50.1%
% of FP17s for Band 1 Urgent Courses	11	240	4.6%	8.1%	8.0%	9.1%
% of FP17s Relating to Free Repair or Replacements	1	240	0.4%	0.7%	0.8%	0.8%
% of FP17s Relating to Continuations	0	240	0.0%	0.9%	1.2%	1.2%
% of Patients satisfied with the dentistry they have received	0	0	N/A	92.1%	92.7%	92.8%
% of Patients satisfied with the time they had to wait for an appointment	0	0	N/A	90.3%	89.1%	88.7%

\* This is based on patients treated on this contract for their most recent course of treatment. Figures in italics indicate the base number of FP17s or Patient Questionnaire responses are less than 100. N/A is shown where the base number of responses is less than 10 during the period. % is calculated as Quantity/Base number\*100

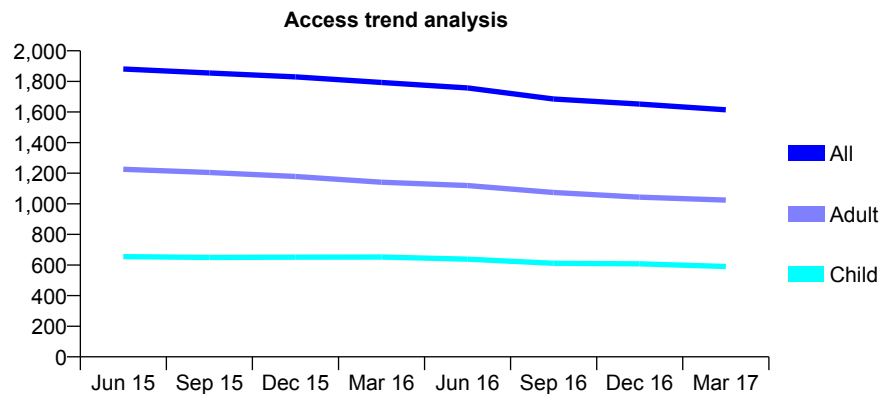
## Q54 - Vital Signs At a Glance Contract Report for 332089/0001 - Year end March 2017

Name or company name	MR C BULLARD
Contract type name	GDS Contract
Purpose of contract	General
Contract start date	01/04/2006
Contract end date	

16/17 Contracted general activity (UDA)	6,250
Carry forward general activity (UDA)	199
16/17 Contracted orthodontic activity (UOA)	0
Carry forward orthodontic activity (UOA)	0
Baseline contract value	£153,741.02

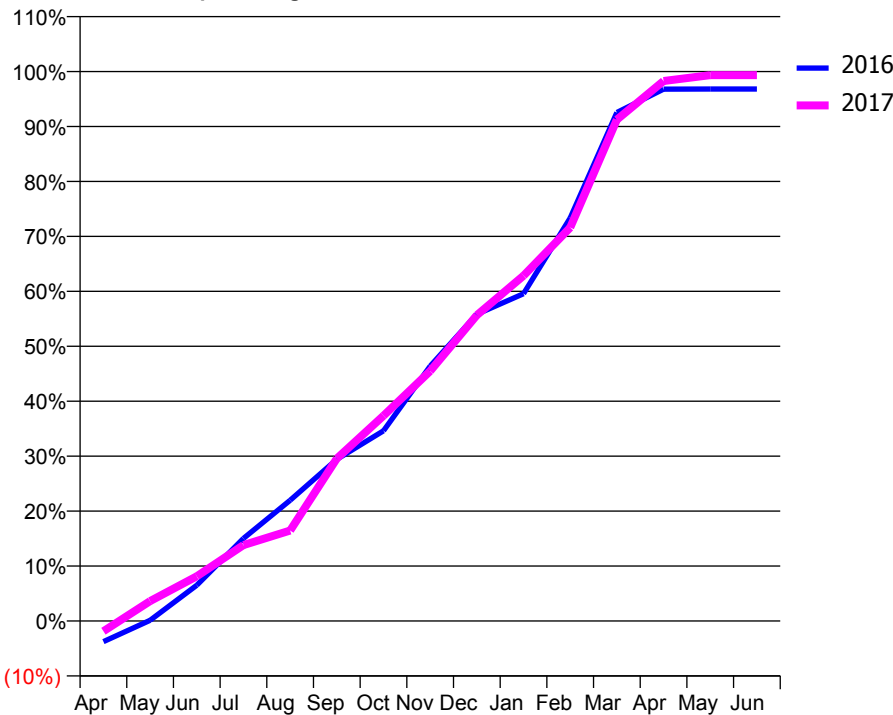
### ACCESS\*

Patients seen in 24 months	Total	Change since previous quarter
Quarter ending March 2016	1,793	
Quarter ending June 2016	1,757	↓
Quarter ending September 2016	1,685	↓
Quarter ending December 2016	1,652	↓
Quarter ending March 2017	1,614	↓
<b>Variance since March 2016</b>	<b>(10.0%)</b>	↓



### ACTIVITY

Cumulative percentage of contracted UDA delivered 2016 & 2017



Month	Adjusted Scheduled Activity (UDA)	
	2016	2017
April	-236	-117
May	8	227
June	407	509
July	940	864
August	1,373	1,028
September	1,839	1,849
October	2,164	2,336
November	2,899	2,843
December	3,490	3,478
January	3,723	3,928
February	4,584	4,475
March	5,784	5,702
April	6,050	6,142
May	6,051	6,209
June	6,051	6,209

### QUALITY

	Quantity	Base Number	Contract	AT	Region	England
% of FP17s for the same patient ID Re-attending within 3 months - Children	99	1,070	9.3%	10.0%	12.0%	12.3%
% of FP17s for the same patient ID Re-attending within 3 months - Adults	208	1,375	15.1%	15.4%	16.0%	16.7%
% of FP17s for the same patient ID Re-attending between 3 & 9 months - Children	703	1,070	65.7%	51.1%	58.8%	57.6%
% of FP17s for the same patient ID Re-attending between 3 & 9 months - Adults	817	1,375	59.4%	46.4%	51.2%	50.1%
% of FP17s for Band 1 Urgent Courses	151	2,456	6.1%	8.1%	8.0%	9.1%
% of FP17s Relating to Free Repair or Replacements	5	2,456	0.2%	0.7%	0.8%	0.8%
% of FP17s Relating to Continuations	7	2,456	0.3%	0.9%	1.2%	1.2%
% of Patients satisfied with the dentistry they have received	1	1	N/A	92.1%	92.7%	92.8%
% of Patients satisfied with the time they had to wait for an appointment	1	1	N/A	90.3%	89.1%	88.7%

\* This is based on patients treated on this contract for their most recent course of treatment. Figures in italics indicate the base number of FP17s or Patient Questionnaire responses are less than 100. N/A is shown where the base number of responses is less than 10 during the period. % is calculated as Quantity/Base number\*100

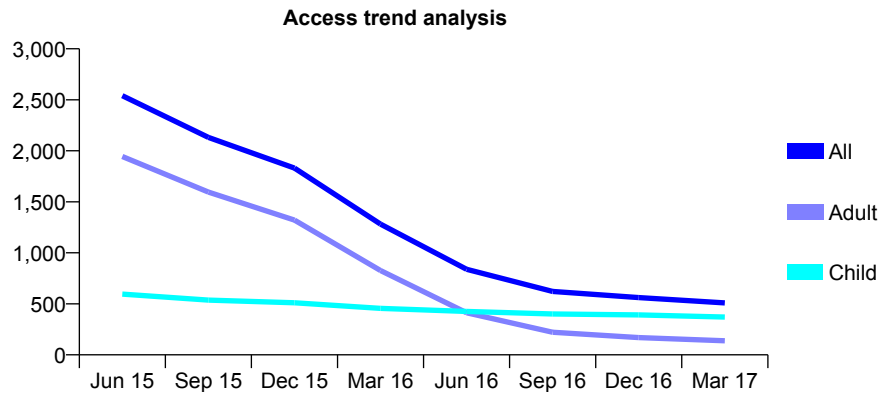
## Q54 - Vital Signs At a Glance Contract Report for 334553/0001 - Year end March 2017

Name or company name	MR AF MURPHY
Contract type name	GDS Contract
Purpose of contract	General
Contract start date	01/04/2008
Contract end date	

16/17 Contracted general activity (UDA)	2,000
Carry forward general activity (UDA)	0
16/17 Contracted orthodontic activity (UOA)	0
Carry forward orthodontic activity (UOA)	0
Baseline contract value	£49,351.08

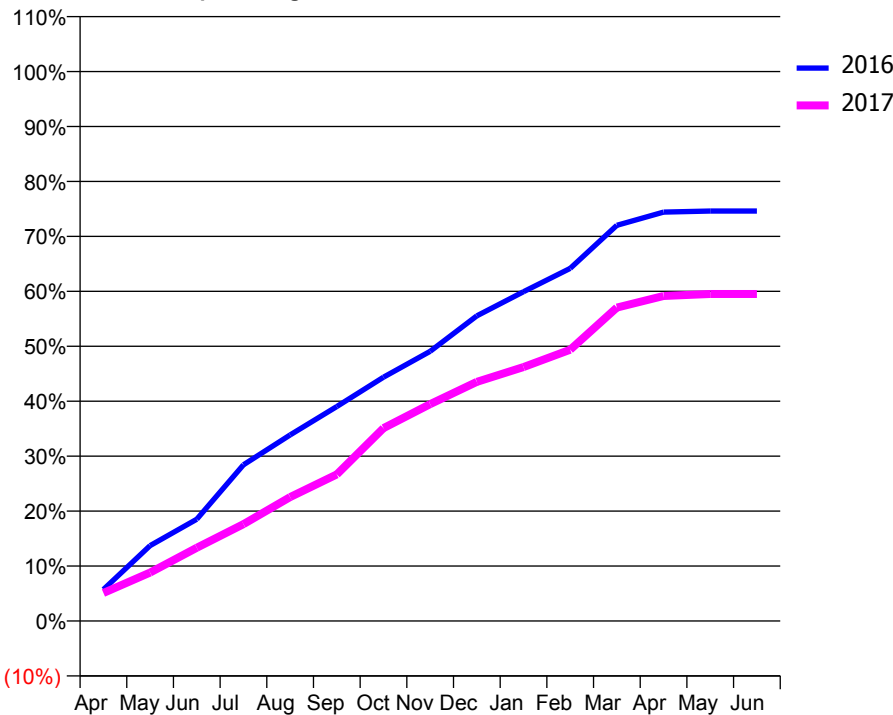
### ACCESS\*

Patients seen in 24 months	Total	Change since previous quarter
Quarter ending March 2016	1,282	
Quarter ending June 2016	839	↓
Quarter ending September 2016	622	↓
Quarter ending December 2016	561	↓
Quarter ending March 2017	509	↓
<b>Variance since March 2016</b>	<b>(60.3%)</b>	<b>↓</b>



### ACTIVITY

Cumulative percentage of contracted UDA delivered 2016 & 2017



Month	Adjusted Scheduled Activity (UDA)	
	2016	2017
April	115	102
May	275	176
June	370	267
July	569	352
August	677	451
September	781	534
October	888	702
November	982	789
December	1,111	870
January	1,199	924
February	1,284	988
March	1,440	1,141
April	1,488	1,183
May	1,492	1,190
June	1,492	1,190

### QUALITY

	Quantity	Base Number	Contract	AT	Region	England
% of FP17s for the same patient ID Re-attending within 3 months - Children	77	652	11.8%	10.0%	12.0%	12.3%
% of FP17s for the same patient ID Re-attending within 3 months - Adults	18	115	15.7%	15.4%	16.0%	16.7%
% of FP17s for the same patient ID Re-attending between 3 & 9 months - Children	443	652	67.9%	51.1%	58.8%	57.6%
% of FP17s for the same patient ID Re-attending between 3 & 9 months - Adults	58	115	50.4%	46.4%	51.2%	50.1%
% of FP17s for Band 1 Urgent Courses	26	772	3.4%	8.1%	8.0%	9.1%
% of FP17s Relating to Free Repair or Replacements	0	772	0.0%	0.7%	0.8%	0.8%
% of FP17s Relating to Continuations	0	772	0.0%	0.9%	1.2%	1.2%
% of Patients satisfied with the dentistry they have received	0	0	N/A	92.1%	92.7%	92.8%
% of Patients satisfied with the time they had to wait for an appointment	0	0	N/A	90.3%	89.1%	88.7%

\* This is based on patients treated on this contract for their most recent course of treatment. Figures in italics indicate the base number of FP17s or Patient Questionnaire responses are less than 100. N/A is shown where the base number of responses is less than 10 during the period. % is calculated as Quantity/Base number\*100



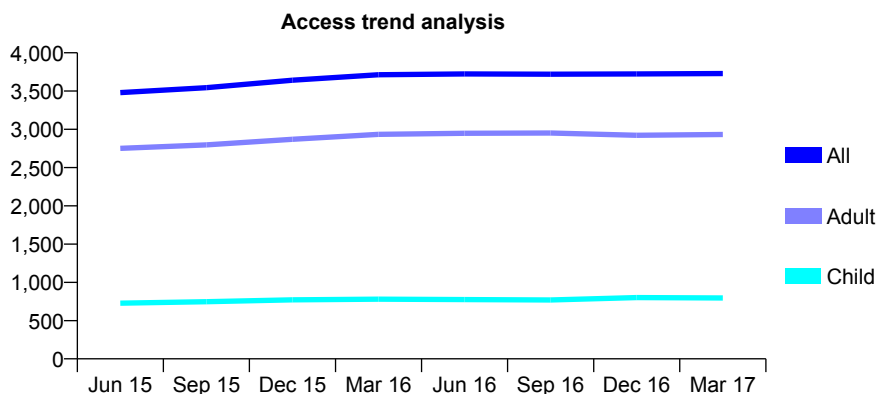
## Q54 - Vital Signs At a Glance Contract Report for 335673/0001 - Year end March 2017

Name or company name	MR RS KUDHAIL
Contract type name	PDS Contract
Purpose of contract	General
Contract start date	01/04/2006
Contract end date	31/03/2021

16/17 Contracted general activity (UDA)	12,902
Carry forward general activity (UDA)	65
16/17 Contracted orthodontic activity (UOA)	0
Carry forward orthodontic activity (UOA)	0
Baseline contract value	£375,136.66

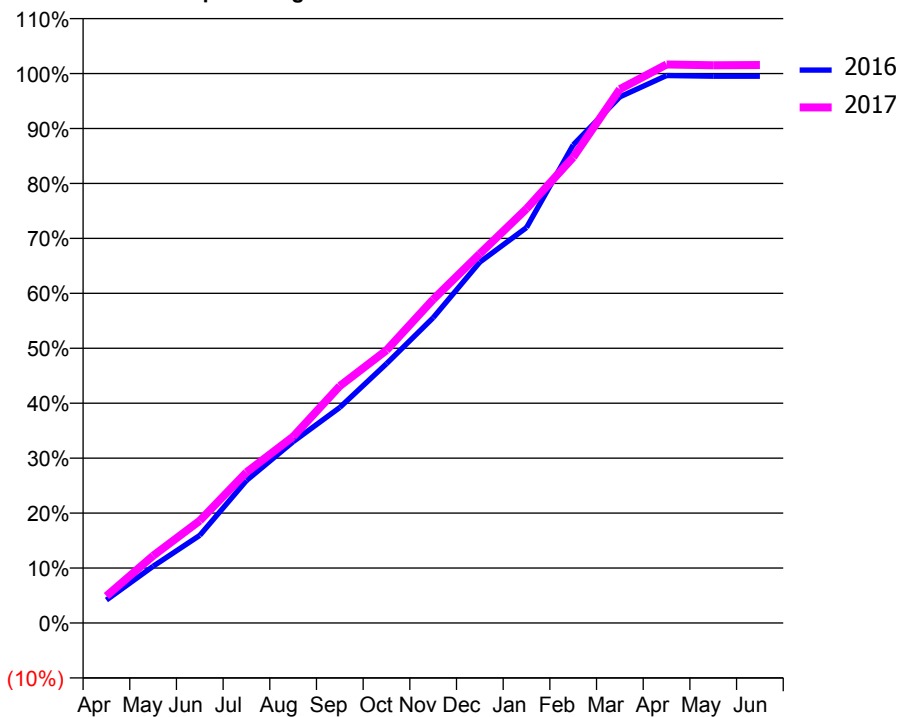
### ACCESS\*

Patients seen in 24 months	Total	Change since previous quarter
Quarter ending March 2016	3,714	
Quarter ending June 2016	3,724	→
Quarter ending September 2016	3,721	→
Quarter ending December 2016	3,723	→
Quarter ending March 2017	3,729	→
<b>Variance since March 2016</b>	<b>0.4%</b>	<b>→</b>



### ACTIVITY

Cumulative percentage of contracted UDA delivered 2016 & 2017



Month	Adjusted Scheduled Activity (UDA)	
	2016	2017
April	540	634
May	1,331	1,579
June	2,060	2,404
July	3,345	3,541
August	4,255	4,375
September	5,060	5,566
October	6,087	6,405
November	7,167	7,597
December	8,472	8,673
January	9,283	9,726
February	11,227	10,935
March	12,354	12,536
April	12,854	13,113
May	12,839	13,095
June	12,837	13,100

### QUALITY

	Quantity	Base Number	Contract	AT	Region	England
% of FP17s for the same patient ID Re-attending within 3 months - Children	86	1,228	7.0%	10.0%	12.0%	12.3%
% of FP17s for the same patient ID Re-attending within 3 months - Adults	501	4,187	12.0%	15.4%	16.0%	16.7%
% of FP17s for the same patient ID Re-attending between 3 & 9 months - Children	793	1,228	64.6%	51.1%	58.8%	57.6%
% of FP17s for the same patient ID Re-attending between 3 & 9 months - Adults	2,697	4,187	64.4%	46.4%	51.2%	50.1%
% of FP17s for Band 1 Urgent Courses	287	4,887	5.9%	8.1%	8.0%	9.1%
% of FP17s Relating to Free Repair or Replacements	36	4,887	0.7%	0.7%	0.8%	0.8%
% of FP17s Relating to Continuations	41	4,887	0.8%	0.9%	1.2%	1.2%
% of Patients satisfied with the dentistry they have received	5	6	N/A	92.1%	92.7%	92.8%
% of Patients satisfied with the time they had to wait for an appointment	6	6	N/A	90.3%	89.1%	88.7%

\* This is based on patients treated on this contract for their most recent course of treatment. Figures in italics indicate the base number of FP17s or Patient Questionnaire responses are less than 100. N/A is shown where the base number of responses is less than 10 during the period. % is calculated as Quantity/Base number\*100

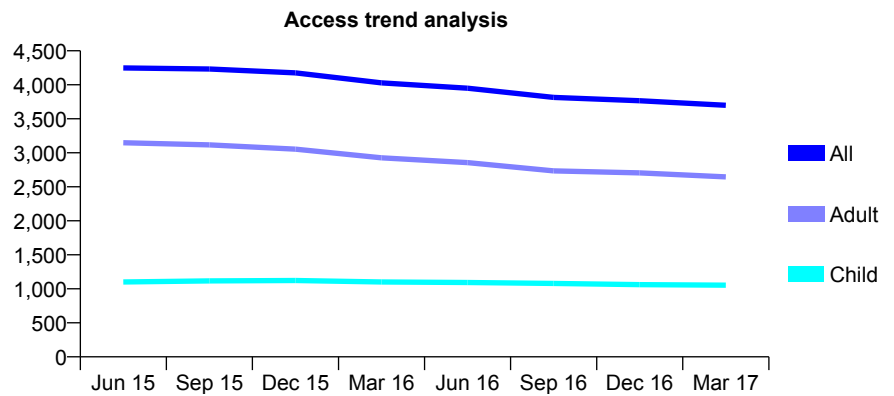
## Q54 - Vital Signs At a Glance Contract Report for 336823/0002 - Year end March 2017

Name or company name	MR F SHOJA-ASSADI
Contract type name	GDS Contract
Purpose of contract	General
Contract start date	01/04/2006
Contract end date	

16/17 Contracted general activity (UDA)	14,575
Carry forward general activity (UDA)	312
16/17 Contracted orthodontic activity (UOA)	0
Carry forward orthodontic activity (UOA)	0
Baseline contract value	£375,156.05

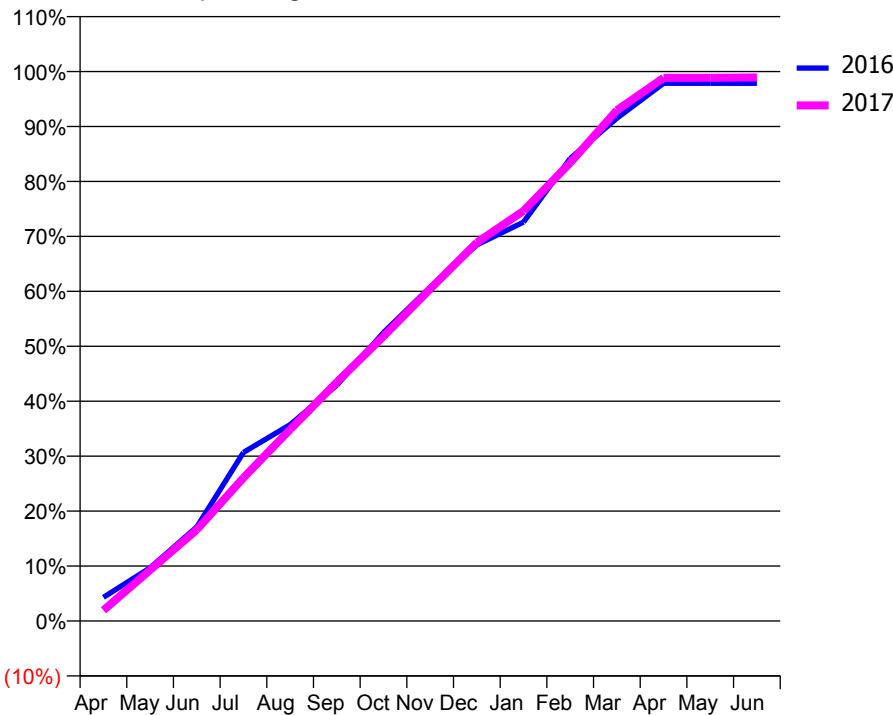
### ACCESS\*

Patients seen in 24 months	Total	Change since previous quarter
Quarter ending March 2016	4,028	
Quarter ending June 2016	3,950	↓
Quarter ending September 2016	3,814	↓
Quarter ending December 2016	3,766	↓
Quarter ending March 2017	3,699	↓
<b>Variance since March 2016</b>	<b>(8.2%)</b>	<b>↓</b>



### ACTIVITY

Cumulative percentage of contracted UDA delivered 2016 & 2017



Month	Adjusted Scheduled Activity (UDA)	
	2016	2017
April	629	283
May	1,414	1,352
June	2,494	2,419
July	4,473	3,801
August	5,208	5,080
September	6,257	6,335
October	7,651	7,549
November	8,856	8,808
December	9,975	10,040
January	10,580	10,877
February	12,269	12,153
March	13,335	13,546
April	14,262	14,406
May	14,263	14,406
June	14,263	14,417

### QUALITY

	Quantity	Base Number	Contract	AT	Region	England
% of FP17s for the same patient ID Re-attending within 3 months - Children	96	1,367	7.0%	10.0%	12.0%	12.3%
% of FP17s for the same patient ID Re-attending within 3 months - Adults	512	3,160	16.2%	15.4%	16.0%	16.7%
% of FP17s for the same patient ID Re-attending between 3 & 9 months - Children	718	1,367	52.5%	51.1%	58.8%	57.6%
% of FP17s for the same patient ID Re-attending between 3 & 9 months - Adults	1,501	3,160	47.5%	46.4%	51.2%	50.1%
% of FP17s for Band 1 Urgent Courses	292	4,514	6.5%	8.1%	8.0%	9.1%
% of FP17s Relating to Free Repair or Replacements	66	4,514	1.5%	0.7%	0.8%	0.8%
% of FP17s Relating to Continuations	21	4,514	0.5%	0.9%	1.2%	1.2%
% of Patients satisfied with the dentistry they have received	5	6	N/A	92.1%	92.7%	92.8%
% of Patients satisfied with the time they had to wait for an appointment	3	6	N/A	90.3%	89.1%	88.7%

\* This is based on patients treated on this contract for their most recent course of treatment. Figures in italics indicate the base number of FP17s or Patient Questionnaire responses are less than 100. N/A is shown where the base number of responses is less than 10 during the period. % is calculated as Quantity/Base number\*100

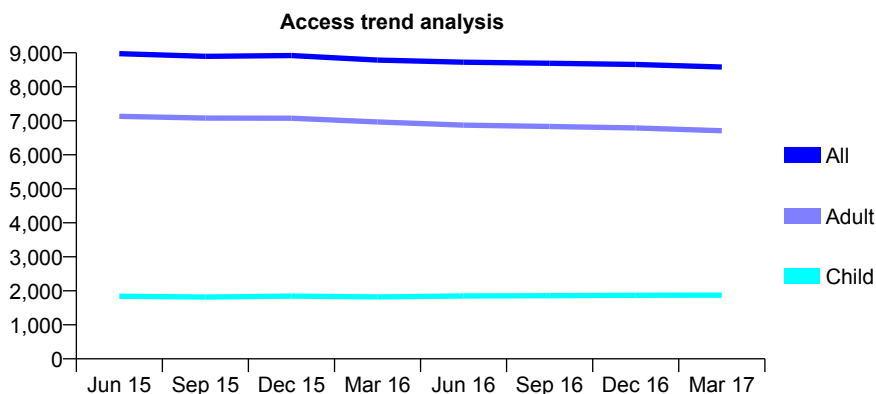
## Q54 - Vital Signs At a Glance Contract Report for 339539/0001 - Year end March 2017

Name or company name	MR D BALKRISHNA
Contract type name	GDS Contract
Purpose of contract	General
Contract start date	01/04/2006
Contract end date	

16/17 Contracted general activity (UDA)	26,139
Carry forward general activity (UDA)	320
16/17 Contracted orthodontic activity (UOA)	0
Carry forward orthodontic activity (UOA)	0
Baseline contract value	£644,337.78

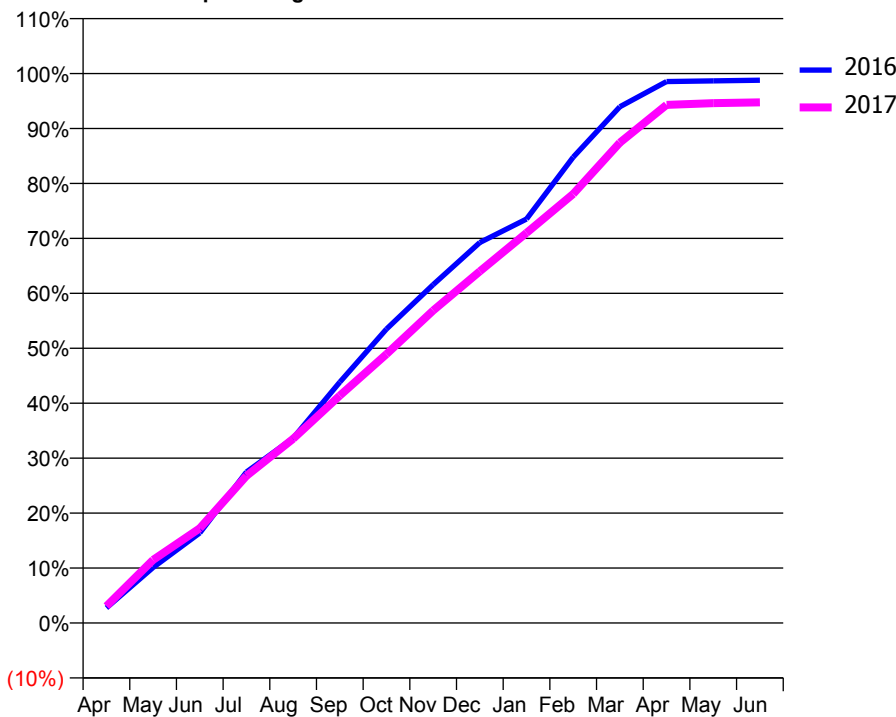
### ACCESS\*

Patients seen in 24 months	Total	Change since previous quarter
Quarter ending March 2016	8,788	
Quarter ending June 2016	8,722	→
Quarter ending September 2016	8,691	→
Quarter ending December 2016	8,658	→
Quarter ending March 2017	8,581	→
<b>Variance since March 2016</b>	<b>(2.4%)</b>	<b>↓</b>



### ACTIVITY

Cumulative percentage of contracted UDA delivered 2016 & 2017



Month	Adjusted Scheduled Activity (UDA)	
	2016	2017
April	722	805
May	2,643	3,004
June	4,283	4,505
July	7,186	6,997
August	8,795	8,764
September	11,457	10,816
October	13,984	12,793
November	16,093	14,863
December	18,099	16,728
January	19,217	18,559
February	22,159	20,411
March	24,561	22,849
April	25,758	24,646
May	25,790	24,728
June	25,818	24,769

### QUALITY

	Quantity	Base Number	Contract	AT	Region	England
% of FP17s for the same patient ID Re-attending within 3 months - Children	163	2,655	6.1%	10.0%	12.0%	12.3%
% of FP17s for the same patient ID Re-attending within 3 months - Adults	1,060	8,829	12.0%	15.4%	16.0%	16.7%
% of FP17s for the same patient ID Re-attending between 3 & 9 months - Children	1,579	2,655	59.5%	51.1%	58.8%	57.6%
% of FP17s for the same patient ID Re-attending between 3 & 9 months - Adults	4,993	8,829	56.6%	46.4%	51.2%	50.1%
% of FP17s for Band 1 Urgent Courses	616	11,606	5.3%	8.1%	8.0%	9.1%
% of FP17s Relating to Free Repair or Replacements	121	11,606	1.0%	0.7%	0.8%	0.8%
% of FP17s Relating to Continuations	96	11,606	0.8%	0.9%	1.2%	1.2%
% of Patients satisfied with the dentistry they have received	5	8	N/A	92.1%	92.7%	92.8%
% of Patients satisfied with the time they had to wait for an appointment	6	8	N/A	90.3%	89.1%	88.7%

\* This is based on patients treated on this contract for their most recent course of treatment. Figures in italics indicate the base number of FP17s or Patient Questionnaire responses are less than 100. N/A is shown where the base number of responses is less than 10 during the period. % is calculated as Quantity/Base number\*100

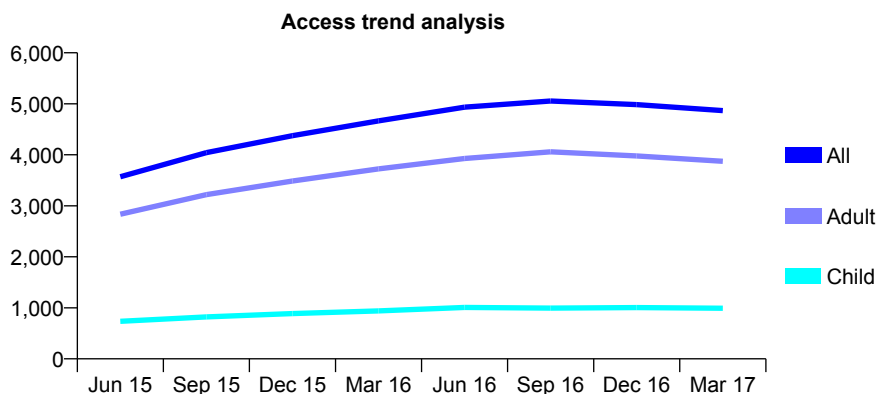
## Q54 - Vital Signs At a Glance Contract Report for 345423/0003 - Year end March 2017

Name or company name	MR T MOODLEY
Contract type name	GDS Contract
Purpose of contract	General
Contract start date	01/10/2014
Contract end date	

16/17 Contracted general activity (UDA)	14,085
Carry forward general activity (UDA)	-63
16/17 Contracted orthodontic activity (UOA)	0
Carry forward orthodontic activity (UOA)	0
Baseline contract value	£281,375.36

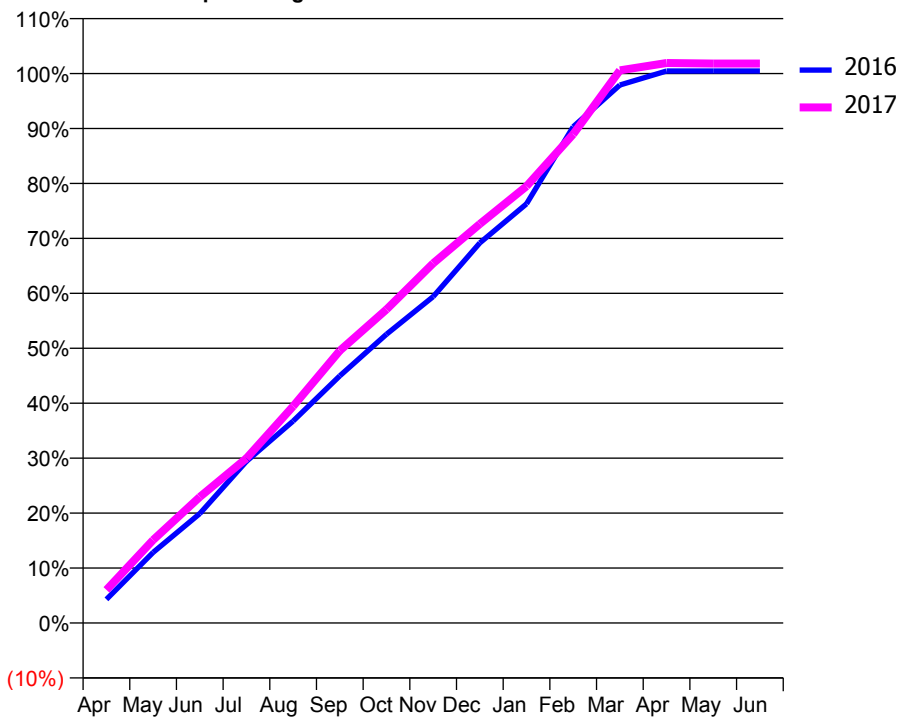
### ACCESS\*

Patients seen in 24 months	Total	Change since previous quarter
Quarter ending March 2016	4,665	
Quarter ending June 2016	4,935	↑
Quarter ending September 2016	5,055	↑
Quarter ending December 2016	4,985	↓
Quarter ending March 2017	4,866	↓
<b>Variance since March 2016</b>	<b>4.3%</b>	<b>↑</b>



### ACTIVITY

Cumulative percentage of contracted UDA delivered 2016 & 2017



Month	Adjusted Scheduled Activity (UDA)	
	2016	2017
April	607	850
May	1,808	2,128
June	2,806	3,231
July	4,143	4,225
August	5,177	5,557
September	6,334	6,981
October	7,402	8,039
November	8,366	9,221
December	9,743	10,229
January	10,744	11,195
February	12,721	12,530
March	13,791	14,165
April	14,147	14,353
May	14,147	14,341
June	14,148	14,341

### QUALITY

	Quantity	Base Number	Contract	AT	Region	England
% of FP17s for the same patient ID Re-attending within 3 months - Children	115	1,467	7.8%	10.0%	12.0%	12.3%
% of FP17s for the same patient ID Re-attending within 3 months - Adults	847	5,243	16.2%	15.4%	16.0%	16.7%
% of FP17s for the same patient ID Re-attending between 3 & 9 months - Children	880	1,467	60.0%	51.1%	58.8%	57.6%
% of FP17s for the same patient ID Re-attending between 3 & 9 months - Adults	2,898	5,243	55.3%	46.4%	51.2%	50.1%
% of FP17s for Band 1 Urgent Courses	230	6,201	3.7%	8.1%	8.0%	9.1%
% of FP17s Relating to Free Repair or Replacements	62	6,201	1.0%	0.7%	0.8%	0.8%
% of FP17s Relating to Continuations	210	6,201	3.4%	0.9%	1.2%	1.2%
% of Patients satisfied with the dentistry they have received	6	7	N/A	92.1%	92.7%	92.8%
% of Patients satisfied with the time they had to wait for an appointment	6	7	N/A	90.3%	89.1%	88.7%

\* This is based on patients treated on this contract for their most recent course of treatment. Figures in italics indicate the base number of FP17s or Patient Questionnaire responses are less than 100. N/A is shown where the base number of responses is less than 10 during the period. % is calculated as Quantity/Base number\*100

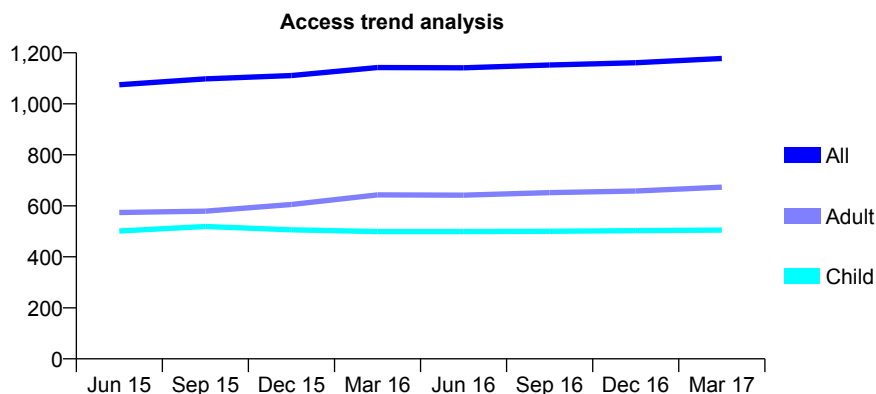
## Q54 - Vital Signs At a Glance Contract Report for 345636/0001 - Year end March 2017

Name or company name	MS F FARSHAD
Contract type name	GDS Contract
Purpose of contract	General
Contract start date	01/04/2006
Contract end date	

16/17 Contracted general activity (UDA)	3,655
Carry forward general activity (UDA)	0
16/17 Contracted orthodontic activity (UOA)	0
Carry forward orthodontic activity (UOA)	0
Baseline contract value	£90,722.25

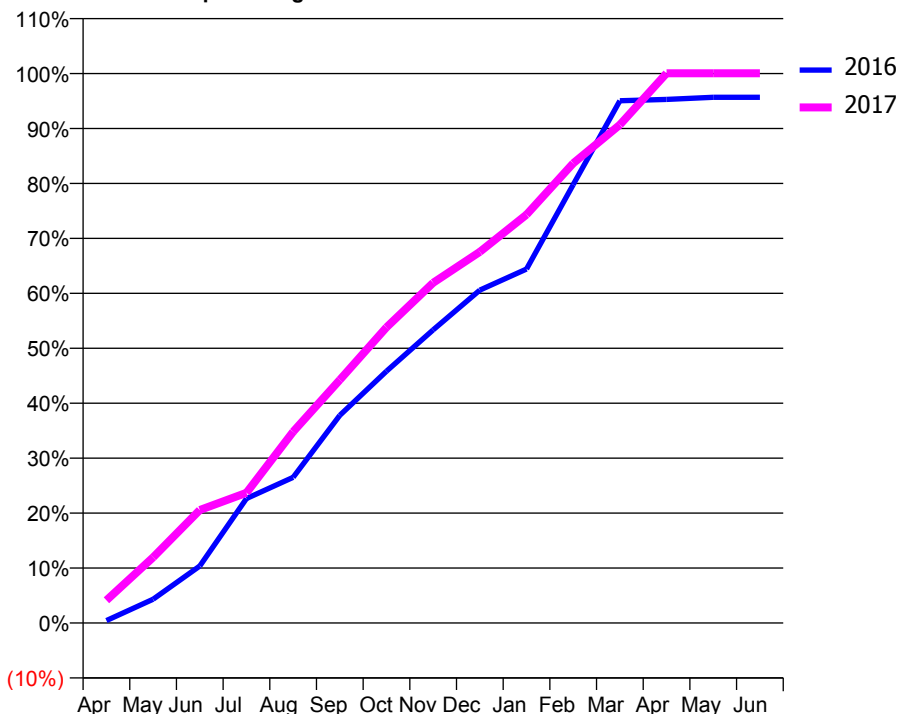
### ACCESS\*

Patients seen in 24 months	Total	Change since previous quarter
Quarter ending March 2016	1,142	
Quarter ending June 2016	1,141	→
Quarter ending September 2016	1,152	→
Quarter ending December 2016	1,161	→
Quarter ending March 2017	1,178	→
<b>Variance since March 2016</b>	<b>3.2%</b>	<b>↑</b>



### ACTIVITY

Cumulative percentage of contracted UDA delivered 2016 & 2017



Adjusted Scheduled Activity (UDA)

Month	2016	2017
April	16	151
May	158	437
June	379	751
July	828	866
August	969	1,272
September	1,382	1,618
October	1,675	1,967
November	1,950	2,263
December	2,214	2,469
January	2,355	2,716
February	2,916	3,057
March	3,474	3,314
April	3,482	3,657
May	3,497	3,657
June	3,497	3,657

### QUALITY

	Quantity	Base Number	Contract	AT	Region	England
% of FP17s for the same patient ID Re-attending within 3 months - Children	36	716	5.0%	10.0%	12.0%	12.3%
% of FP17s for the same patient ID Re-attending within 3 months - Adults	68	809	8.4%	15.4%	16.0%	16.7%
% of FP17s for the same patient ID Re-attending between 3 & 9 months - Children	428	716	59.8%	51.1%	58.8%	57.6%
% of FP17s for the same patient ID Re-attending between 3 & 9 months - Adults	449	809	55.5%	46.4%	51.2%	50.1%
% of FP17s for Band 1 Urgent Courses	123	1,650	7.5%	8.1%	8.0%	9.1%
% of FP17s Relating to Free Repair or Replacements	3	1,650	0.2%	0.7%	0.8%	0.8%
% of FP17s Relating to Continuations	2	1,650	0.1%	0.9%	1.2%	1.2%
% of Patients satisfied with the dentistry they have received	0	0	N/A	92.1%	92.7%	92.8%
% of Patients satisfied with the time they had to wait for an appointment	0	0	N/A	90.3%	89.1%	88.7%

\* This is based on patients treated on this contract for their most recent course of treatment. Figures in italics indicate the base number of FP17s or Patient Questionnaire responses are less than 100. N/A is shown where the base number of responses is less than 10 during the period. % is calculated as Quantity/Base number\*100

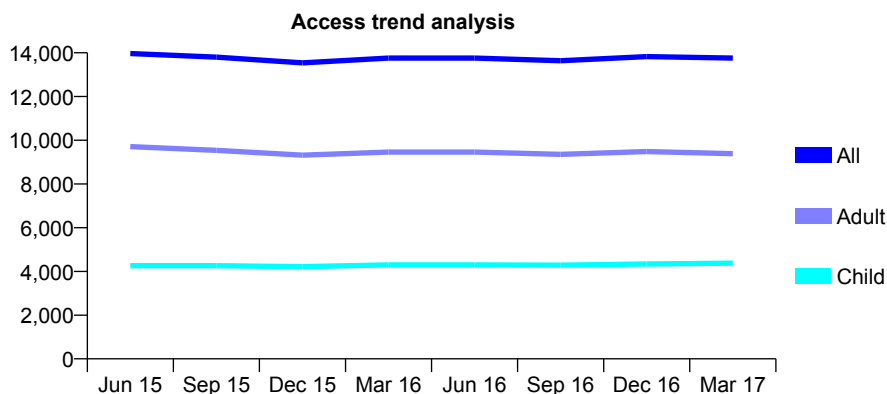
## Q54 - Vital Signs At a Glance Contract Report for 345865/0001 - Year end March 2017

Name or company name	Sherwood Dental Practice
Contract type name	GDS Contract
Purpose of contract	General
Contract start date	01/04/2006
Contract end date	

16/17 Contracted general activity (UDA)	31,270
Carry forward general activity (UDA)	12
16/17 Contracted orthodontic activity (UOA)	0
Carry forward orthodontic activity (UOA)	0
Baseline contract value	£749,904.04

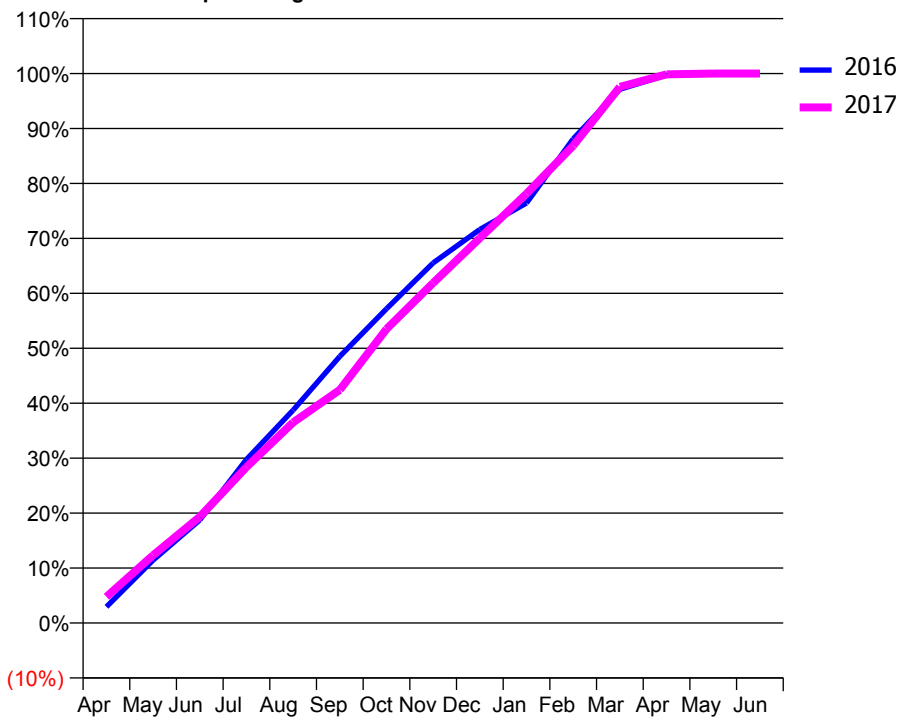
### ACCESS\*

Patients seen in 24 months	Total	Change since previous quarter
Quarter ending March 2016	13,758	
Quarter ending June 2016	13,758	→
Quarter ending September 2016	13,637	→
Quarter ending December 2016	13,826	→
Quarter ending March 2017	13,759	→
<b>Variance since March 2016</b>	<b>0.0%</b>	<b>→</b>



### ACTIVITY

Cumulative percentage of contracted UDA delivered 2016 & 2017



Month	Adjusted Scheduled Activity (UDA)	
	2016	2017
April	920	1,492
May	3,579	3,855
June	5,863	6,046
July	9,310	8,877
August	12,112	11,419
September	15,176	13,267
October	17,879	16,731
November	20,491	19,357
December	22,398	21,902
January	23,898	24,434
February	27,548	27,165
March	30,369	30,510
April	31,183	31,221
May	31,256	31,271
June	31,257	31,268

### QUALITY

	Quantity	Base Number	Contract	AT	Region	England
% of FP17s for the same patient ID Re-attending within 3 months - Children	307	5,840	5.3%	10.0%	12.0%	12.3%
% of FP17s for the same patient ID Re-attending within 3 months - Adults	994	10,697	9.3%	15.4%	16.0%	16.7%
% of FP17s for the same patient ID Re-attending between 3 & 9 months - Children	3,022	5,840	51.7%	51.1%	58.8%	57.6%
% of FP17s for the same patient ID Re-attending between 3 & 9 months - Adults	5,224	10,697	48.8%	46.4%	51.2%	50.1%
% of FP17s for Band 1 Urgent Courses	559	15,166	3.7%	8.1%	8.0%	9.1%
% of FP17s Relating to Free Repair or Replacements	117	15,166	0.8%	0.7%	0.8%	0.8%
% of FP17s Relating to Continuations	69	15,166	0.5%	0.9%	1.2%	1.2%
% of Patients satisfied with the dentistry they have received	9	11	81.8%	92.1%	92.7%	92.8%
% of Patients satisfied with the time they had to wait for an appointment	10	11	90.9%	90.3%	89.1%	88.7%

\* This is based on patients treated on this contract for their most recent course of treatment. Figures in italics indicate the base number of FP17s or Patient Questionnaire responses are less than 100. N/A is shown where the base number of responses is less than 10 during the period. % is calculated as Quantity/Base number\*100

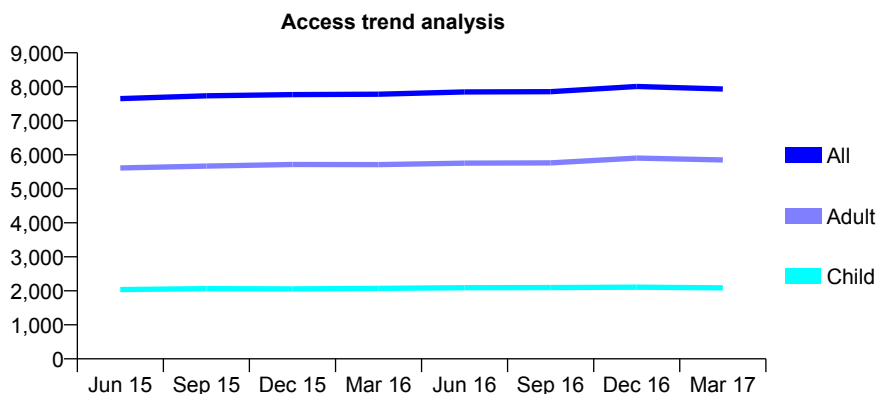
## Q54 - Vital Signs At a Glance Contract Report for 345962/0001 - Year end March 2017

Name or company name	MR JS DOSANJH
Contract type name	GDS Contract
Purpose of contract	General
Contract start date	01/04/2006
Contract end date	

16/17 Contracted general activity (UDA)	20,414
Carry forward general activity (UDA)	-165
16/17 Contracted orthodontic activity (UOA)	0
Carry forward orthodontic activity (UOA)	0
Baseline contract value	£492,470.32

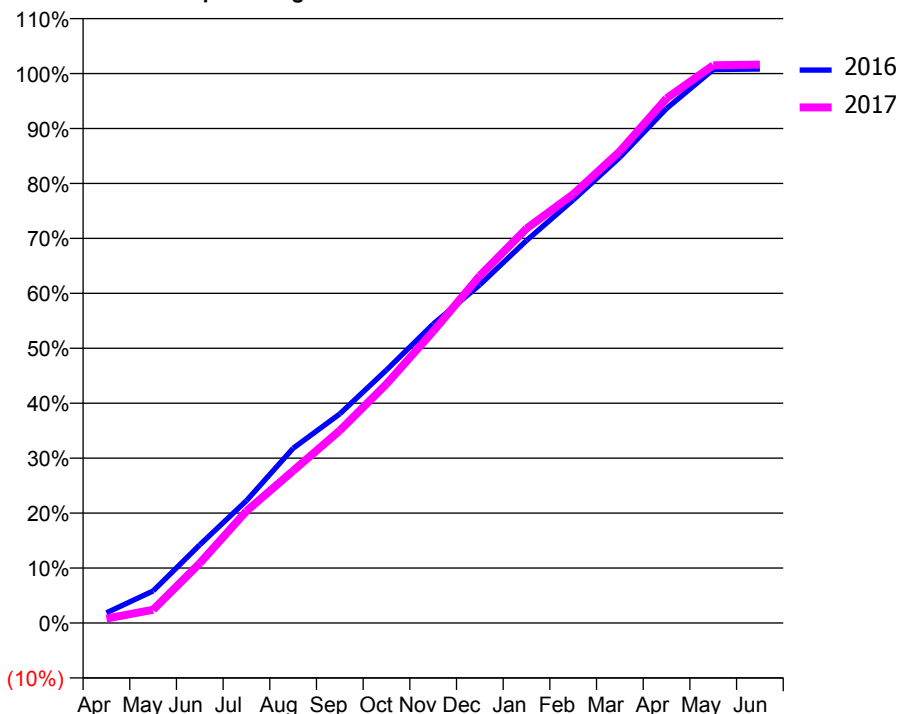
### ACCESS\*

Patients seen in 24 months	Total	Change since previous quarter
Quarter ending March 2016	7,784	
Quarter ending June 2016	7,850	→
Quarter ending September 2016	7,858	→
Quarter ending December 2016	8,010	→
Quarter ending March 2017	7,935	→
<b>Variance since March 2016</b>	<b>1.9%</b>	<b>→</b>



### ACTIVITY

Cumulative percentage of contracted UDA delivered 2016 & 2017



Month	Adjusted Scheduled Activity (UDA)	
	2016	2017
April	377	165
May	1,191	493
June	2,904	2,221
July	4,545	4,158
August	6,491	5,652
September	7,772	7,151
October	9,400	8,880
November	11,106	10,839
December	12,567	12,902
January	14,209	14,656
February	15,718	15,929
March	17,301	17,523
April	19,112	19,489
May	20,563	20,721
June	20,580	20,743

### QUALITY

	Quantity	Base Number	Contract	AT	Region	England
% of FP17s for the same patient ID Re-attending within 3 months - Children	146	2,813	5.2%	10.0%	12.0%	12.3%
% of FP17s for the same patient ID Re-attending within 3 months - Adults	1,084	7,937	13.7%	15.4%	16.0%	16.7%
% of FP17s for the same patient ID Re-attending between 3 & 9 months - Children	1,576	2,813	56.0%	51.1%	58.8%	57.6%
% of FP17s for the same patient ID Re-attending between 3 & 9 months - Adults	4,168	7,937	52.5%	46.4%	51.2%	50.1%
% of FP17s for Band 1 Urgent Courses	709	10,721	6.6%	8.1%	8.0%	9.1%
% of FP17s Relating to Free Repair or Replacements	39	10,721	0.4%	0.7%	0.8%	0.8%
% of FP17s Relating to Continuations	42	10,721	0.4%	0.9%	1.2%	1.2%
% of Patients satisfied with the dentistry they have received	6	6	N/A	92.1%	92.7%	92.8%
% of Patients satisfied with the time they had to wait for an appointment	6	6	N/A	90.3%	89.1%	88.7%

\* This is based on patients treated on this contract for their most recent course of treatment. Figures in italics indicate the base number of FP17s or Patient Questionnaire responses are less than 100. N/A is shown where the base number of responses is less than 10 during the period. % is calculated as Quantity/Base number\*100



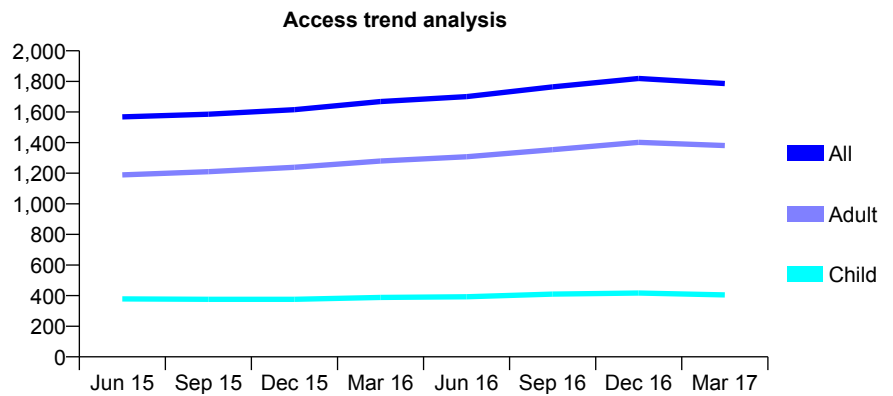
## Q54 - Vital Signs At a Glance Contract Report for 357022/0002 - Year end March 2017

Name or company name	MR FV ELIA
Contract type name	GDS Contract
Purpose of contract	General and Orthodontic
Contract start date	01/04/2012
Contract end date	

16/17 Contracted general activity (UDA)	8,918
Carry forward general activity (UDA)	-138
16/17 Contracted orthodontic activity (UOA)	90
Carry forward orthodontic activity (UOA)	-2
Baseline contract value	£262,551.94

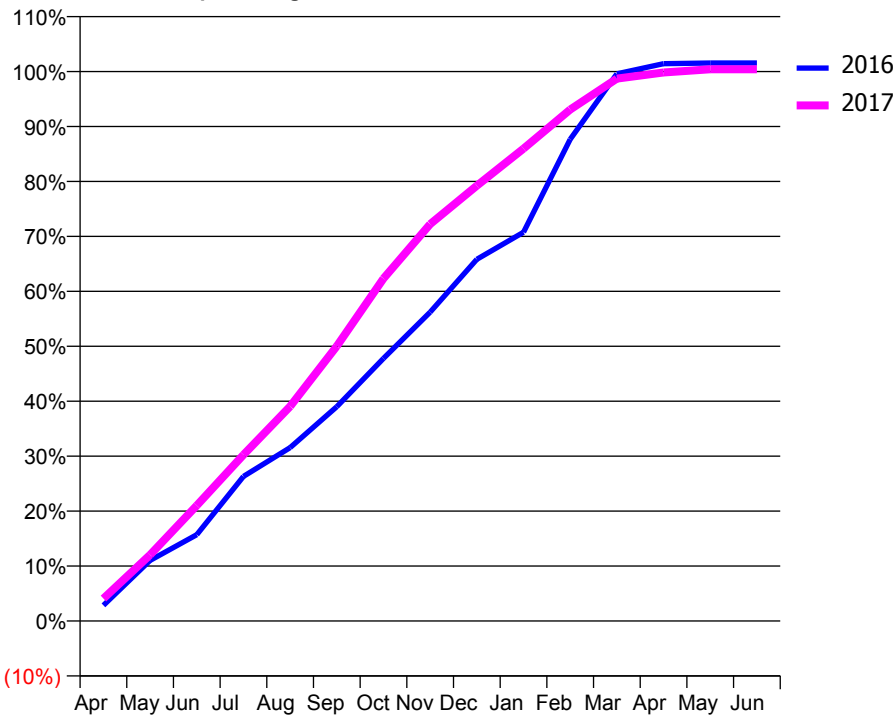
### ACCESS\*

Patients seen in 24 months	Total	Change since previous quarter
Quarter ending March 2016	1,668	
Quarter ending June 2016	1,701	→
Quarter ending September 2016	1,764	↑
Quarter ending December 2016	1,819	↑
Quarter ending March 2017	1,786	↓
<b>Variance since March 2016</b>	<b>7.1%</b>	<b>↑</b>



### ACTIVITY

Cumulative percentage of contracted UDA delivered 2016 & 2017



Month	Adjusted Scheduled Activity (UDA)	
	2016	2017
April	253	364
May	983	1,075
June	1,402	1,875
July	2,346	2,697
August	2,815	3,484
September	3,478	4,462
October	4,262	5,558
November	5,014	6,442
December	5,869	7,065
January	6,310	7,666
February	7,819	8,301
March	8,881	8,802
April	9,045	8,901
May	9,055	8,954
June	9,056	8,954

### QUALITY

	Quantity	Base Number	Contract	AT	Region	England
% of FP17s for the same patient ID Re-attending within 3 months - Children	32	551	5.8%	10.0%	12.0%	12.3%
% of FP17s for the same patient ID Re-attending within 3 months - Adults	169	1,713	9.9%	15.4%	16.0%	16.7%
% of FP17s for the same patient ID Re-attending between 3 & 9 months - Children	301	551	54.6%	51.1%	58.8%	57.6%
% of FP17s for the same patient ID Re-attending between 3 & 9 months - Adults	918	1,713	53.6%	46.4%	51.2%	50.1%
% of FP17s for Band 1 Urgent Courses	85	2,203	3.9%	8.1%	8.0%	9.1%
% of FP17s Relating to Free Repair or Replacements	29	2,203	1.3%	0.7%	0.8%	0.8%
% of FP17s Relating to Continuations	2	2,203	0.1%	0.9%	1.2%	1.2%
% of Patients satisfied with the dentistry they have received	4	5	N/A	92.1%	92.7%	92.8%
% of Patients satisfied with the time they had to wait for an appointment	4	5	N/A	90.3%	89.1%	88.7%

\* This is based on patients treated on this contract for their most recent course of treatment. Figures in italics indicate the base number of FP17s or Patient Questionnaire responses are less than 100. N/A is shown where the base number of responses is less than 10 during the period. % is calculated as Quantity/Base number\*100

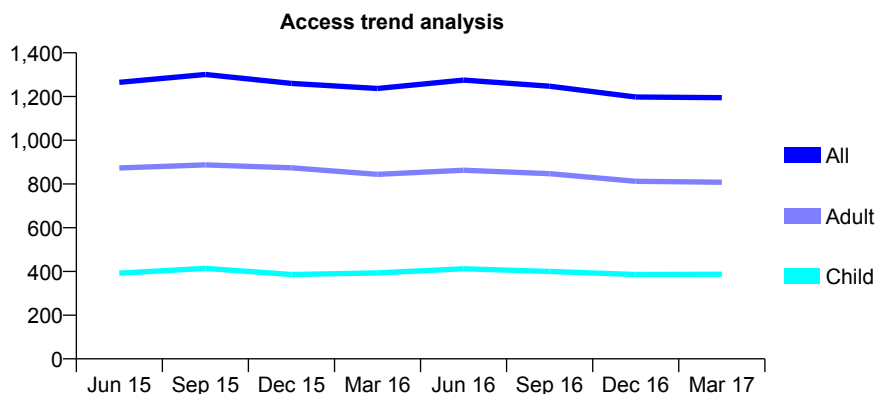
## Q54 - Vital Signs At a Glance Contract Report for 358223/0001 - Year end March 2017

Name or company name	MR F YASSIN
Contract type name	GDS Contract
Purpose of contract	General
Contract start date	01/04/2006
Contract end date	

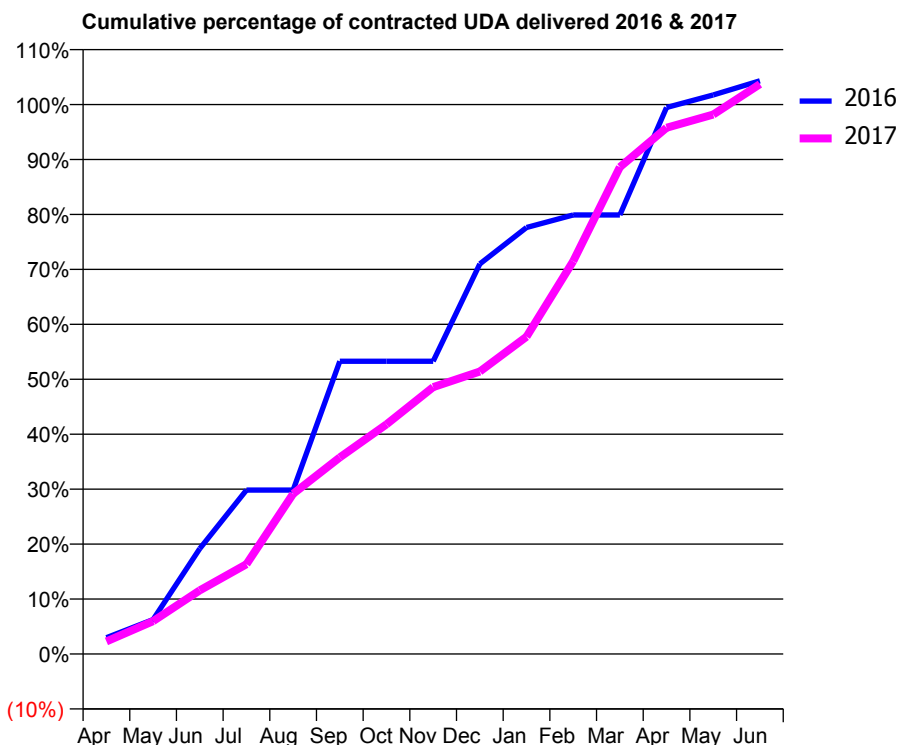
16/17 Contracted general activity (UDA)	2,761
Carry forward general activity (UDA)	-55
16/17 Contracted orthodontic activity (UOA)	0
Carry forward orthodontic activity (UOA)	0
Baseline contract value	£72,353.28

### ACCESS\*

Patients seen in 24 months	Total	Change since previous quarter
Quarter ending March 2016	1,237	
Quarter ending June 2016	1,275	↑
Quarter ending September 2016	1,247	↓
Quarter ending December 2016	1,198	↓
Quarter ending March 2017	1,195	→
<b>Variance since March 2016</b>	<b>(3.4%)</b>	<b>↓</b>



### ACTIVITY



Month	Adjusted Scheduled Activity (UDA)	
	2016	2017
April	82	63
May	173	165
June	529	320
July	824	451
August	824	805
September	1,471	988
October	1,471	1,154
November	1,471	1,341
December	1,960	1,419
January	2,143	1,594
February	2,206	1,974
March	2,206	2,447
April	2,746	2,644
May	2,809	2,710
June	2,880	2,863

### QUALITY

	Quantity	Base Number	Contract	AT	Region	England
% of FP17s for the same patient ID Re-attending within 3 months - Children	8	354	2.3%	10.0%	12.0%	12.3%
% of FP17s for the same patient ID Re-attending within 3 months - Adults	90	776	11.6%	15.4%	16.0%	16.7%
% of FP17s for the same patient ID Re-attending between 3 & 9 months - Children	73	354	20.6%	51.1%	58.8%	57.6%
% of FP17s for the same patient ID Re-attending between 3 & 9 months - Adults	137	776	17.7%	46.4%	51.2%	50.1%
% of FP17s for Band 1 Urgent Courses	57	938	6.1%	8.1%	8.0%	9.1%
% of FP17s Relating to Free Repair or Replacements	0	938	0.0%	0.7%	0.8%	0.8%
% of FP17s Relating to Continuations	7	938	0.7%	0.9%	1.2%	1.2%
% of Patients satisfied with the dentistry they have received	0	0	N/A	92.1%	92.7%	92.8%
% of Patients satisfied with the time they had to wait for an appointment	0	0	N/A	90.3%	89.1%	88.7%

\* This is based on patients treated on this contract for their most recent course of treatment. Figures in italics indicate the base number of FP17s or Patient Questionnaire responses are less than 100. N/A is shown where the base number of responses is less than 10 during the period. % is calculated as Quantity/Base number\*100

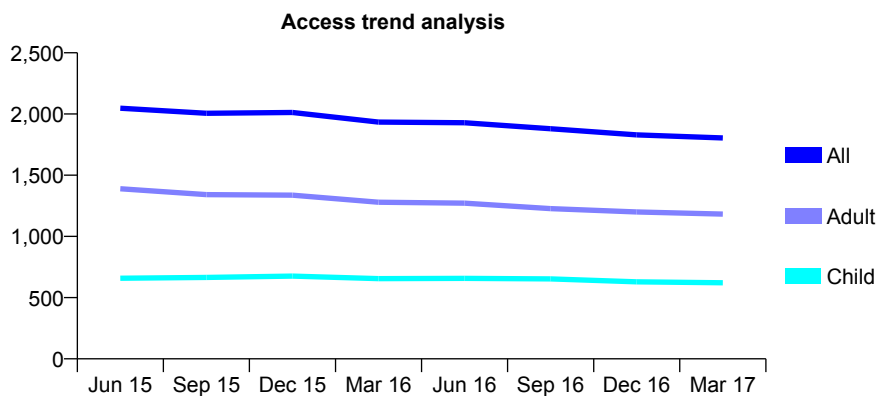
## Q54 - Vital Signs At a Glance Contract Report for 361690/0001 - Year end March 2017

Name or company name	MR M AGGARWAL
Contract type name	GDS Contract
Purpose of contract	General
Contract start date	01/04/2006
Contract end date	

16/17 Contracted general activity (UDA)	3,955
Carry forward general activity (UDA)	0
16/17 Contracted orthodontic activity (UOA)	0
Carry forward orthodontic activity (UOA)	0
Baseline contract value	£98,237.46

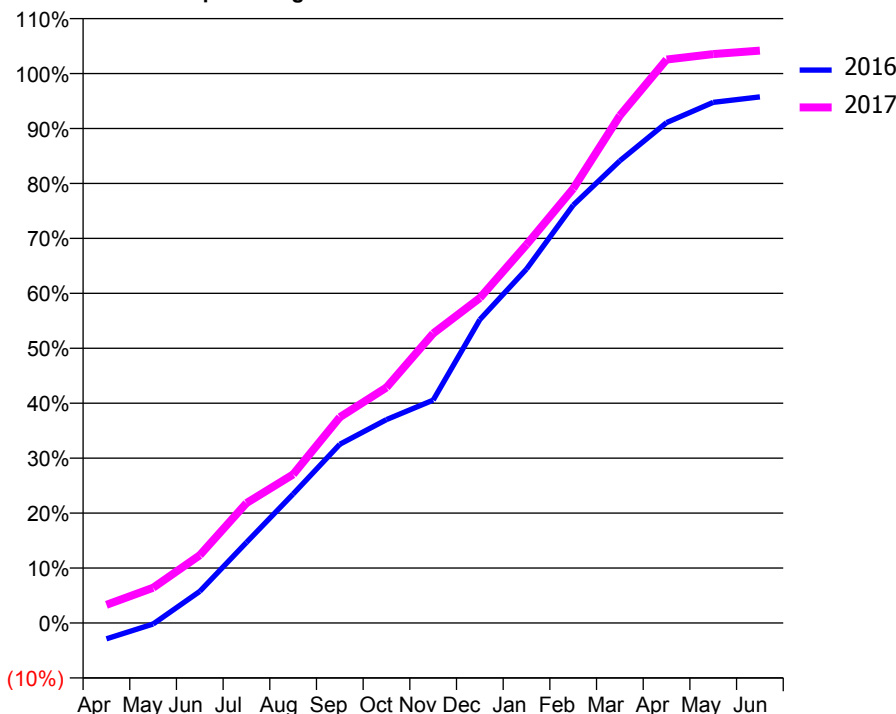
### ACCESS\*

Patients seen in 24 months	Total	Change since previous quarter
Quarter ending March 2016	1,934	
Quarter ending June 2016	1,929	→
Quarter ending September 2016	1,880	↓
Quarter ending December 2016	1,829	↓
Quarter ending March 2017	1,804	↓
<b>Variance since March 2016</b>	<b>(6.7%)</b>	<b>↓</b>



### ACTIVITY

Cumulative percentage of contracted UDA delivered 2016 & 2017



Month	Adjusted Scheduled Activity (UDA)	
	2016	2017
April	-115	131
May	-8	254
June	228	488
July	580	863
August	928	1,070
September	1,286	1,481
October	1,464	1,695
November	1,604	2,084
December	2,184	2,340
January	2,547	2,723
February	3,007	3,126
March	3,327	3,653
April	3,601	4,055
May	3,748	4,094
June	3,787	4,119

### QUALITY

	Quantity	Base Number	Contract	AT	Region	England
% of FP17s for the same patient ID Re-attending within 3 months - Children	19	626	3.0%	10.0%	12.0%	12.3%
% of FP17s for the same patient ID Re-attending within 3 months - Adults	86	1,092	7.9%	15.4%	16.0%	16.7%
% of FP17s for the same patient ID Re-attending between 3 & 9 months - Children	283	626	45.2%	51.1%	58.8%	57.6%
% of FP17s for the same patient ID Re-attending between 3 & 9 months - Adults	393	1,092	36.0%	46.4%	51.2%	50.1%
% of FP17s for Band 1 Urgent Courses	77	1,742	4.4%	8.1%	8.0%	9.1%
% of FP17s Relating to Free Repair or Replacements	4	1,742	0.2%	0.7%	0.8%	0.8%
% of FP17s Relating to Continuations	2	1,742	0.1%	0.9%	1.2%	1.2%
% of Patients satisfied with the dentistry they have received	14	16	87.5%	92.1%	92.7%	92.8%
% of Patients satisfied with the time they had to wait for an appointment	14	16	87.5%	90.3%	89.1%	88.7%

\* This is based on patients treated on this contract for their most recent course of treatment. Figures in italics indicate the base number of FP17s or Patient Questionnaire responses are less than 100. N/A is shown where the base number of responses is less than 10 during the period. % is calculated as Quantity/Base number\*100

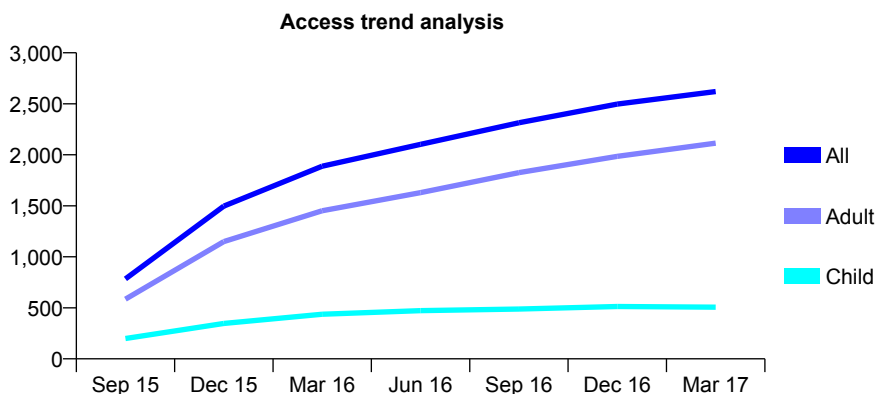
## Q54 - Vital Signs At a Glance Contract Report for 372471/0001 - Year end March 2017

Name or company name	MR E KARA
Contract type name	GDS Contract
Purpose of contract	General
Contract start date	01/07/2015
Contract end date	

16/17 Contracted general activity (UDA)	8,492
Carry forward general activity (UDA)	-7
16/17 Contracted orthodontic activity (UOA)	0
Carry forward orthodontic activity (UOA)	0
Baseline contract value	£276,352.58

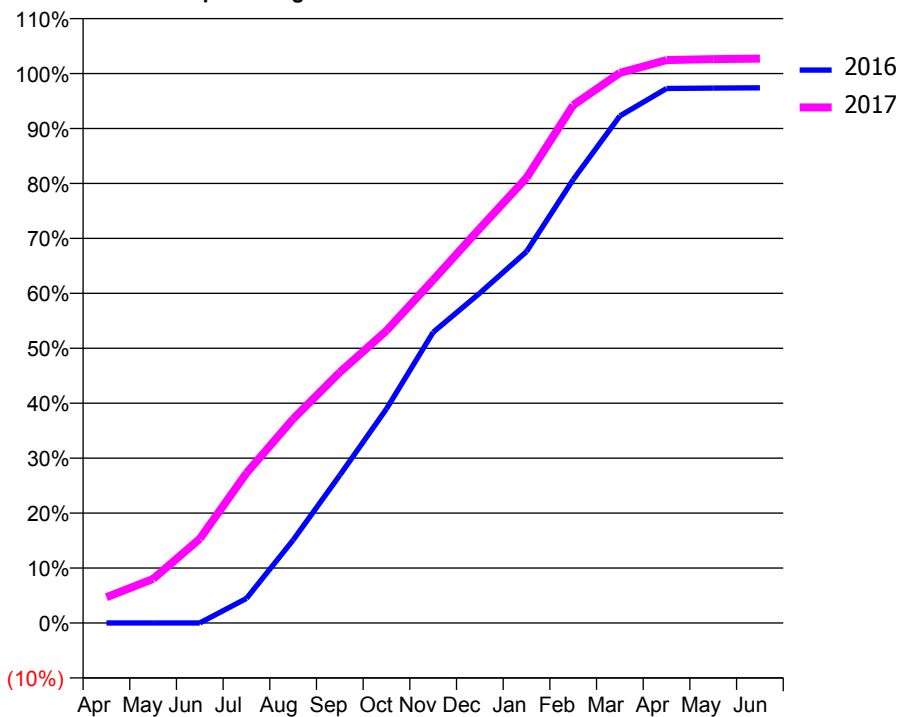
### ACCESS\*

Patients seen in 24 months	Total	Change since previous quarter
Quarter ending March 2016	1,888	
Quarter ending June 2016	2,102	↑
Quarter ending September 2016	2,314	↑
Quarter ending December 2016	2,498	↑
Quarter ending March 2017	2,620	↑
<b>Variance since March 2016</b>	<b>38.8%</b>	<b>↑</b>



### ACTIVITY

Cumulative percentage of contracted UDA delivered 2016 & 2017



Month	Adjusted Scheduled Activity (UDA)	
	2016	2017
April	0	398
May	0	681
June	0	1,301
July	281	2,317
August	946	3,154
September	1,684	3,876
October	2,442	4,519
November	3,314	5,302
December	3,760	6,100
January	4,233	6,881
February	5,053	8,003
March	5,779	8,502
April	6,091	8,699
May	6,096	8,713
June	6,099	8,722

### QUALITY

	Quantity	Base Number	Contract	AT	Region	England
% of FP17s for the same patient ID Re-attending within 3 months - Children	54	837	6.5%	10.0%	12.0%	12.3%
% of FP17s for the same patient ID Re-attending within 3 months - Adults	457	2,879	15.9%	15.4%	16.0%	16.7%
% of FP17s for the same patient ID Re-attending between 3 & 9 months - Children	481	837	57.5%	51.1%	58.8%	57.6%
% of FP17s for the same patient ID Re-attending between 3 & 9 months - Adults	978	2,879	34.0%	46.4%	51.2%	50.1%
% of FP17s for Band 1 Urgent Courses	308	3,725	8.3%	8.1%	8.0%	9.1%
% of FP17s Relating to Free Repair or Replacements	48	3,725	1.3%	0.7%	0.8%	0.8%
% of FP17s Relating to Continuations	75	3,725	2.0%	0.9%	1.2%	1.2%
% of Patients satisfied with the dentistry they have received	4	5	N/A	92.1%	92.7%	92.8%
% of Patients satisfied with the time they had to wait for an appointment	5	5	N/A	90.3%	89.1%	88.7%

\* This is based on patients treated on this contract for their most recent course of treatment. Figures in italics indicate the base number of FP17s or Patient Questionnaire responses are less than 100. N/A is shown where the base number of responses is less than 10 during the period. % is calculated as Quantity/Base number\*100

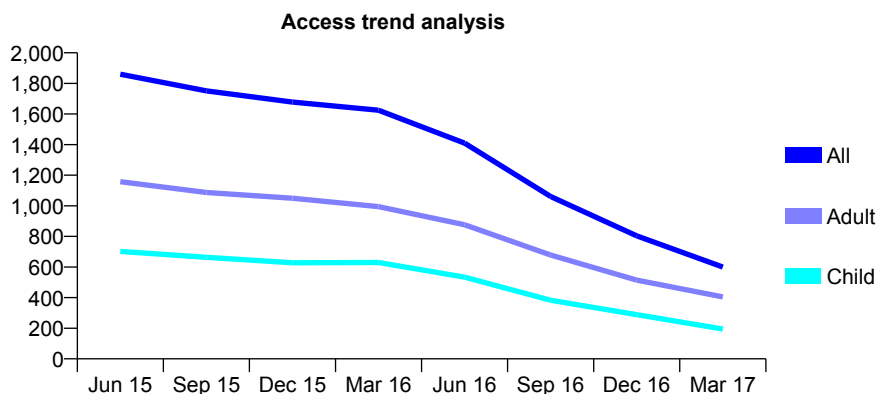
## Q54 - Vital Signs At a Glance Contract Report for 398012/0001 - Year end March 2017

Name or company name	MR A GARCIA JUNIOR
Contract type name	GDS Contract
Purpose of contract	General
Contract start date	01/04/2006
Contract end date	31/05/2016

16/17 Contracted general activity (UDA)	746
Carry forward general activity (UDA)	0
16/17 Contracted orthodontic activity (UOA)	0
Carry forward orthodontic activity (UOA)	0
Baseline contract value	£20,002.62

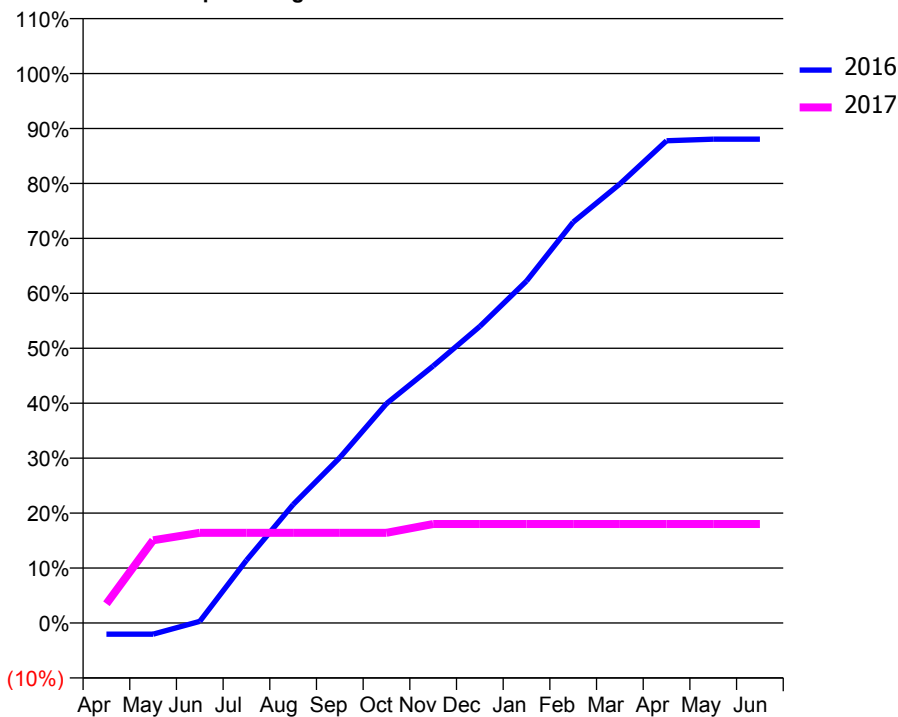
### ACCESS\*

Patients seen in 24 months	Total	Change since previous quarter
Quarter ending March 2016	1,625	
Quarter ending June 2016	1,410	↓
Quarter ending September 2016	1,061	↓
Quarter ending December 2016	804	↓
Quarter ending March 2017	600	↓
<b>Variance since March 2016</b>	<b>(63.1%)</b>	↓



### ACTIVITY

Cumulative percentage of contracted UDA delivered 2016 & 2017



Adjusted Scheduled Activity (UDA)

Month	2016	2017
April	-92	26
May	-92	112
June	13	122
July	511	122
August	965	122
September	1,347	122
October	1,787	122
November	2,093	134
December	2,416	134
January	2,785	134
February	3,265	134
March	3,575	134
April	3,927	134
May	3,940	134
June	3,940	134

### QUALITY

	Quantity	Base Number	Contract	AT	Region	England
% of FP17s for the same patient ID Re-attending within 3 months - Children	1	79	1.3%	10.0%	12.0%	12.3%
% of FP17s for the same patient ID Re-attending within 3 months - Adults	4	98	4.1%	15.4%	16.0%	16.7%
% of FP17s for the same patient ID Re-attending between 3 & 9 months - Children	23	79	29.1%	51.1%	58.8%	57.6%
% of FP17s for the same patient ID Re-attending between 3 & 9 months - Adults	30	98	30.6%	46.4%	51.2%	50.1%
% of FP17s for Band 1 Urgent Courses	2	27	7.4%	8.1%	8.0%	9.1%
% of FP17s Relating to Free Repair or Replacements	1	27	3.7%	0.7%	0.8%	0.8%
% of FP17s Relating to Continuations	0	27	0.0%	0.9%	1.2%	1.2%
% of Patients satisfied with the dentistry they have received	0	0	N/A	92.1%	92.7%	92.8%
% of Patients satisfied with the time they had to wait for an appointment	0	0	N/A	90.3%	89.1%	88.7%

\* This is based on patients treated on this contract for their most recent course of treatment. Figures in italics indicate the base number of FP17s or Patient Questionnaire responses are less than 100. N/A is shown where the base number of responses is less than 10 during the period. % is calculated as Quantity/Base number\*100

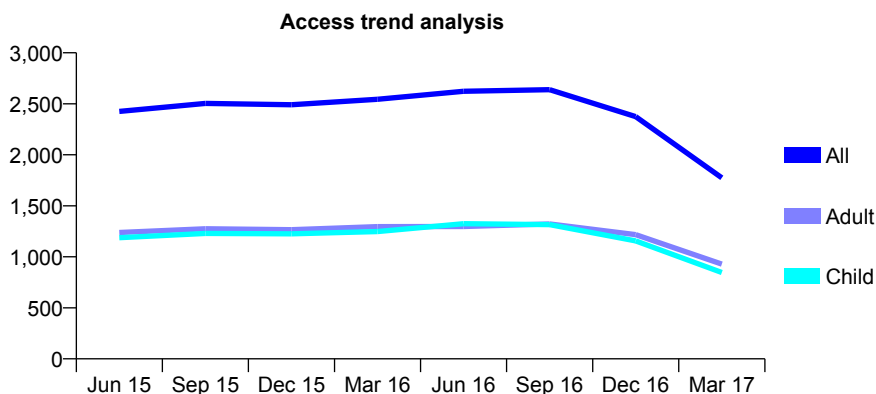
## Q54 - Vital Signs At a Glance Contract Report for 502146/0004 - Year end March 2017

Name or company name	PCT Dental Services
Contract type name	PDS Contract
Purpose of contract	General
Contract start date	01/04/2011
Contract end date	31/10/2016

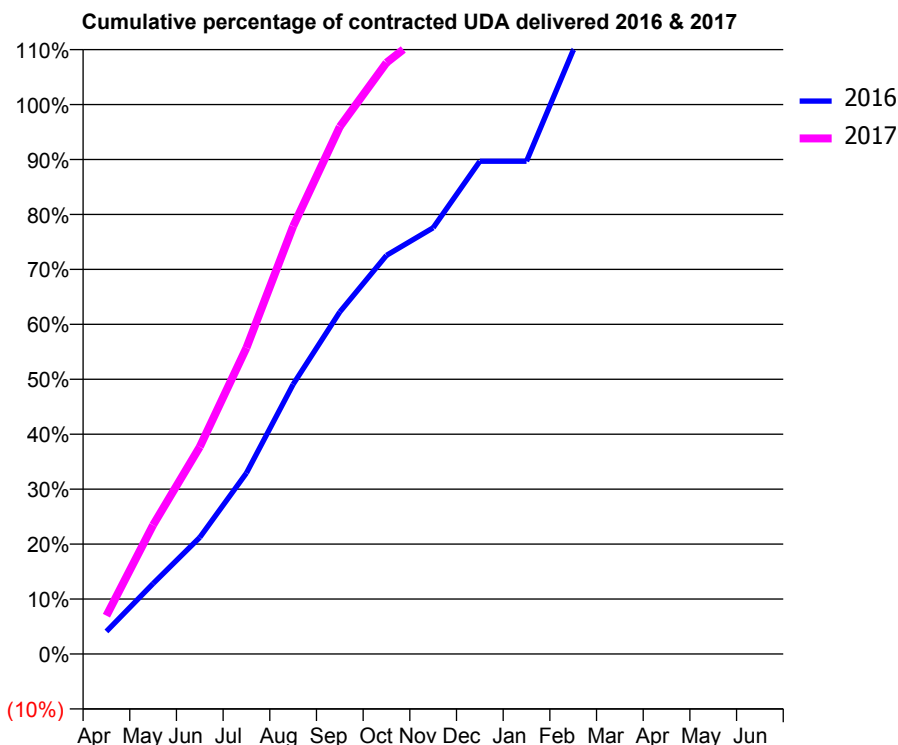
16/17 Contracted general activity (UDA)	2,625
Carry forward general activity (UDA)	0
16/17 Contracted orthodontic activity (UOA)	0
Carry forward orthodontic activity (UOA)	0
Baseline contract value	£0.59

### ACCESS\*

Patients seen in 24 months	Total	Change since previous quarter
Quarter ending March 2016	2,544	
Quarter ending June 2016	2,623	↑
Quarter ending September 2016	2,638	→
Quarter ending December 2016	2,374	↓
Quarter ending March 2017	1,775	↓
<b>Variance since March 2016</b>	<b>(30.2%)</b>	<b>↓</b>



### ACTIVITY



Month	Adjusted Scheduled Activity (UDA)	
	2016	2017
April	185	183
May	577	616
June	955	990
July	1,482	1,463
August	2,209	2,043
September	2,801	2,519
October	3,264	2,825
November	3,491	2,999
December	4,036	3,019
January	4,036	3,027
February	4,944	3,046
March	5,353	3,049
April	5,563	3,052
May	5,562	3,052
June	5,562	3,052

### QUALITY

	Quantity	Base Number	Contract	AT	Region	England
% of FP17s for the same patient ID Re-attending within 3 months - Children	87	1,107	7.9%	10.0%	12.0%	12.3%
% of FP17s for the same patient ID Re-attending within 3 months - Adults	158	906	17.4%	15.4%	16.0%	16.7%
% of FP17s for the same patient ID Re-attending between 3 & 9 months - Children	280	1,107	25.3%	51.1%	58.8%	57.6%
% of FP17s for the same patient ID Re-attending between 3 & 9 months - Adults	372	906	41.1%	46.4%	51.2%	50.1%
% of FP17s for Band 1 Urgent Courses	167	1,845	9.1%	8.1%	8.0%	9.1%
% of FP17s Relating to Free Repair or Replacements	0	1,845	0.0%	0.7%	0.8%	0.8%
% of FP17s Relating to Continuations	2	1,845	0.1%	0.9%	1.2%	1.2%
% of Patients satisfied with the dentistry they have received	1	1	N/A	92.1%	92.7%	92.8%
% of Patients satisfied with the time they had to wait for an appointment	0	1	N/A	90.3%	89.1%	88.7%

\* This is based on patients treated on this contract for their most recent course of treatment. Figures in italics indicate the base number of FP17s or Patient Questionnaire responses are less than 100. N/A is shown where the base number of responses is less than 10 during the period. % is calculated as Quantity/Base number\*100

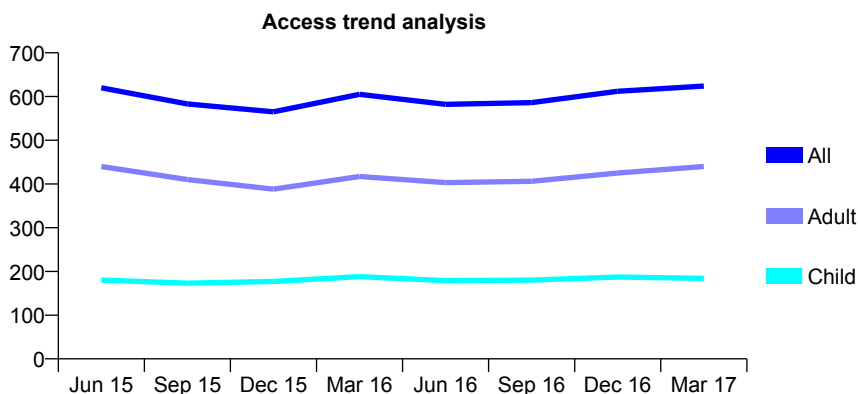
## Q54 - Vital Signs At a Glance Contract Report for 564192/0001 - Year end March 2017

Name or company name	MR PJ ROBERTS
Contract type name	GDS Contract
Purpose of contract	General
Contract start date	01/04/2006
Contract end date	

16/17 Contracted general activity (UDA)	1,393
Carry forward general activity (UDA)	0
16/17 Contracted orthodontic activity (UOA)	0
Carry forward orthodontic activity (UOA)	0
Baseline contract value	£30,821.69

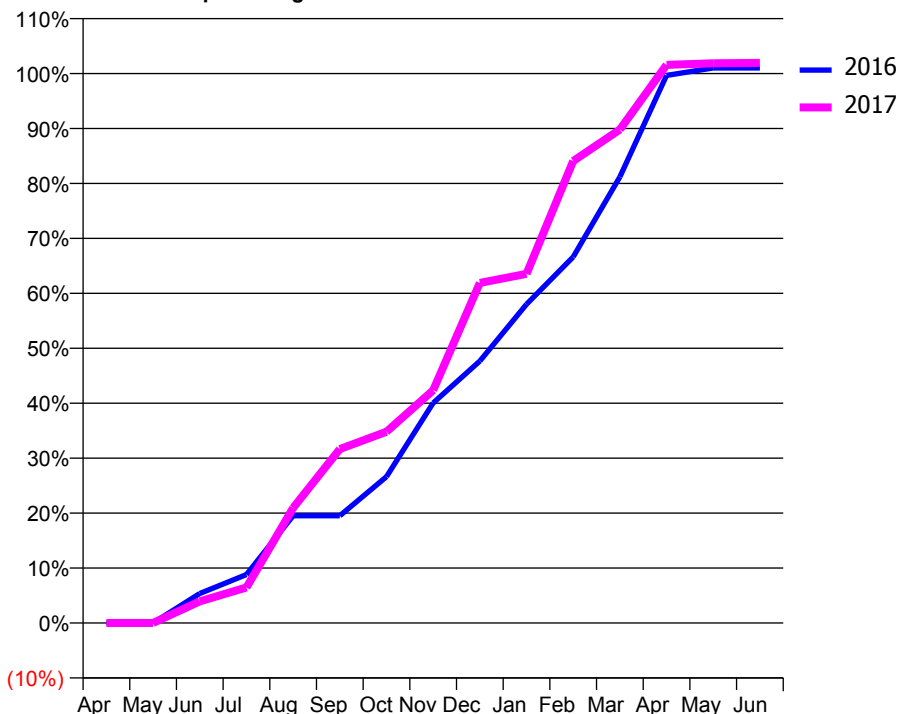
### ACCESS\*

Patients seen in 24 months	Total	Change since previous quarter
Quarter ending March 2016	605	
Quarter ending June 2016	582	↓
Quarter ending September 2016	586	→
Quarter ending December 2016	612	↑
Quarter ending March 2017	624	→
<b>Variance since March 2016</b>	<b>3.1%</b>	<b>↑</b>



### ACTIVITY

Cumulative percentage of contracted UDA delivered 2016 & 2017



Month	Adjusted Scheduled Activity (UDA)	
	2016	2017
April	0	0
May	0	0
June	75	55
July	123	90
August	272	292
September	272	441
October	371	485
November	558	590
December	664	862
January	808	885
February	928	1,171
March	1,131	1,251
April	1,388	1,415
May	1,407	1,419
June	1,407	1,420

### QUALITY

	Quantity	Base Number	Contract	AT	Region	England
% of FP17s for the same patient ID Re-attending within 3 months - Children	13	254	5.1%	10.0%	12.0%	12.3%
% of FP17s for the same patient ID Re-attending within 3 months - Adults	35	385	9.1%	15.4%	16.0%	16.7%
% of FP17s for the same patient ID Re-attending between 3 & 9 months - Children	157	254	61.8%	51.1%	58.8%	57.6%
% of FP17s for the same patient ID Re-attending between 3 & 9 months - Adults	134	385	34.8%	46.4%	51.2%	50.1%
% of FP17s for Band 1 Urgent Courses	0	622	0.0%	8.1%	8.0%	9.1%
% of FP17s Relating to Free Repair or Replacements	4	622	0.6%	0.7%	0.8%	0.8%
% of FP17s Relating to Continuations	0	622	0.0%	0.9%	1.2%	1.2%
% of Patients satisfied with the dentistry they have received	2	2	N/A	92.1%	92.7%	92.8%
% of Patients satisfied with the time they had to wait for an appointment	2	2	N/A	90.3%	89.1%	88.7%

\* This is based on patients treated on this contract for their most recent course of treatment. Figures in italics indicate the base number of FP17s or Patient Questionnaire responses are less than 100. N/A is shown where the base number of responses is less than 10 during the period. % is calculated as Quantity/Base number\*100



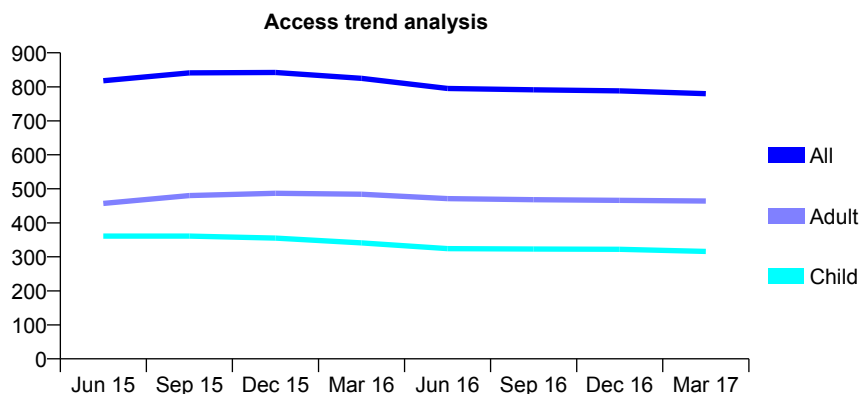
## Q54 - Vital Signs At a Glance Contract Report for 565032/0001 - Year end March 2017

Name or company name	MR P CASASOLA
Contract type name	GDS Contract
Purpose of contract	General
Contract start date	01/04/2006
Contract end date	

16/17 Contracted general activity (UDA)	1,618
Carry forward general activity (UDA)	0
16/17 Contracted orthodontic activity (UOA)	0
Carry forward orthodontic activity (UOA)	0
Baseline contract value	£39,749.80

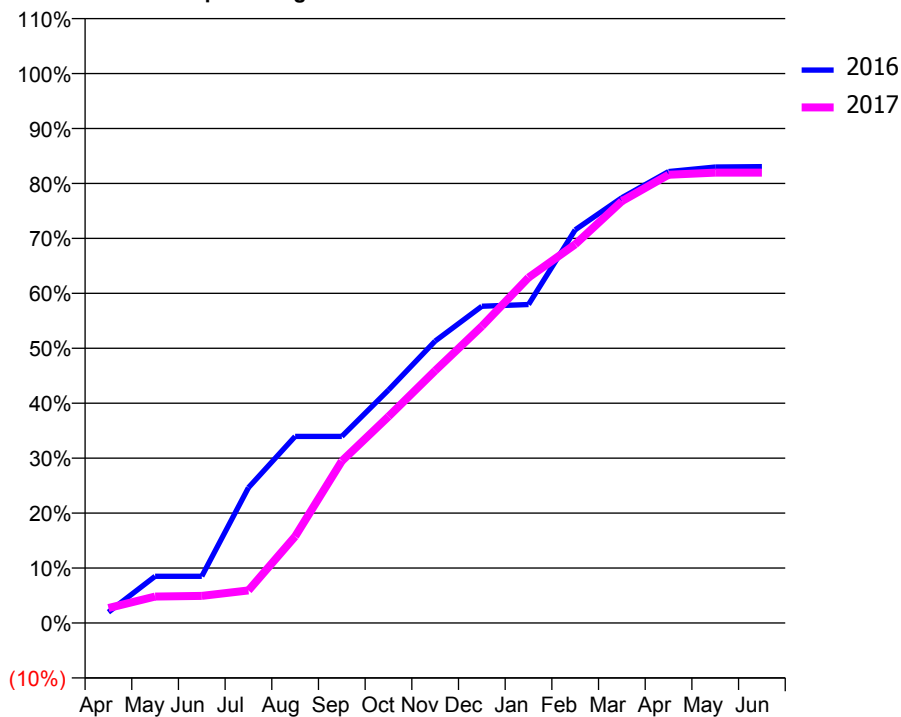
### ACCESS\*

Patients seen in 24 months	Total	Change since previous quarter
Quarter ending March 2016	825	
Quarter ending June 2016	795	↓
Quarter ending September 2016	791	→
Quarter ending December 2016	788	→
Quarter ending March 2017	780	↓
<b>Variance since March 2016</b>	<b>(5.5%)</b>	<b>↓</b>



### ACTIVITY

Cumulative percentage of contracted UDA delivered 2016 & 2017



Month	Adjusted Scheduled Activity (UDA)	
	2016	2017
April	31	44
May	134	78
June	134	80
July	388	96
August	535	255
September	535	477
October	668	608
November	808	743
December	908	874
January	913	1,017
February	1,127	1,115
March	1,219	1,242
April	1,294	1,320
May	1,307	1,326
June	1,308	1,326

### QUALITY

	Quantity	Base Number	Contract	AT	Region	England
% of FP17s for the same patient ID Re-attending within 3 months - Children	13	411	3.2%	10.0%	12.0%	12.3%
% of FP17s for the same patient ID Re-attending within 3 months - Adults	45	496	9.1%	15.4%	16.0%	16.7%
% of FP17s for the same patient ID Re-attending between 3 & 9 months - Children	224	411	54.5%	51.1%	58.8%	57.6%
% of FP17s for the same patient ID Re-attending between 3 & 9 months - Adults	224	496	45.2%	46.4%	51.2%	50.1%
% of FP17s for Band 1 Urgent Courses	0	907	0.0%	8.1%	8.0%	9.1%
% of FP17s Relating to Free Repair or Replacements	0	907	0.0%	0.7%	0.8%	0.8%
% of FP17s Relating to Continuations	0	907	0.0%	0.9%	1.2%	1.2%
% of Patients satisfied with the dentistry they have received	0	0	N/A	92.1%	92.7%	92.8%
% of Patients satisfied with the time they had to wait for an appointment	0	0	N/A	90.3%	89.1%	88.7%

\* This is based on patients treated on this contract for their most recent course of treatment. Figures in italics indicate the base number of FP17s or Patient Questionnaire responses are less than 100. N/A is shown where the base number of responses is less than 10 during the period. % is calculated as Quantity/Base number\*100

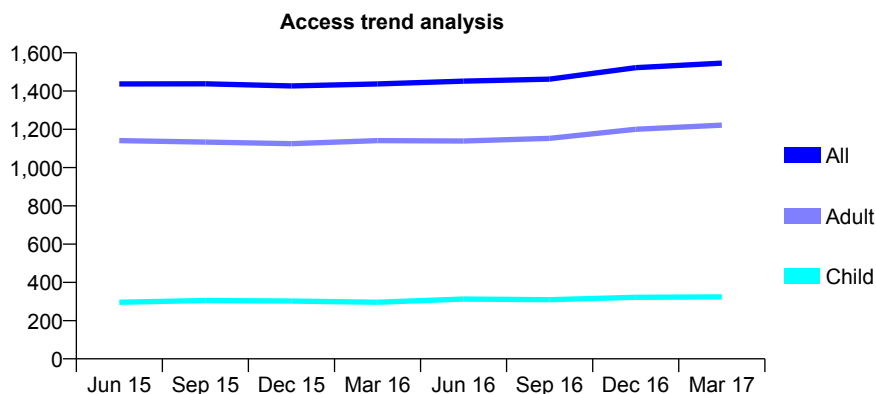
## Q54 - Vital Signs At a Glance Contract Report for 568724/0001 - Year end March 2017

Name or company name	MR MD SEGELOV
Contract type name	GDS Contract
Purpose of contract	General
Contract start date	01/04/2006
Contract end date	

16/17 Contracted general activity (UDA)	3,197
Carry forward general activity (UDA)	-2
16/17 Contracted orthodontic activity (UOA)	0
Carry forward orthodontic activity (UOA)	0
Baseline contract value	£84,616.68

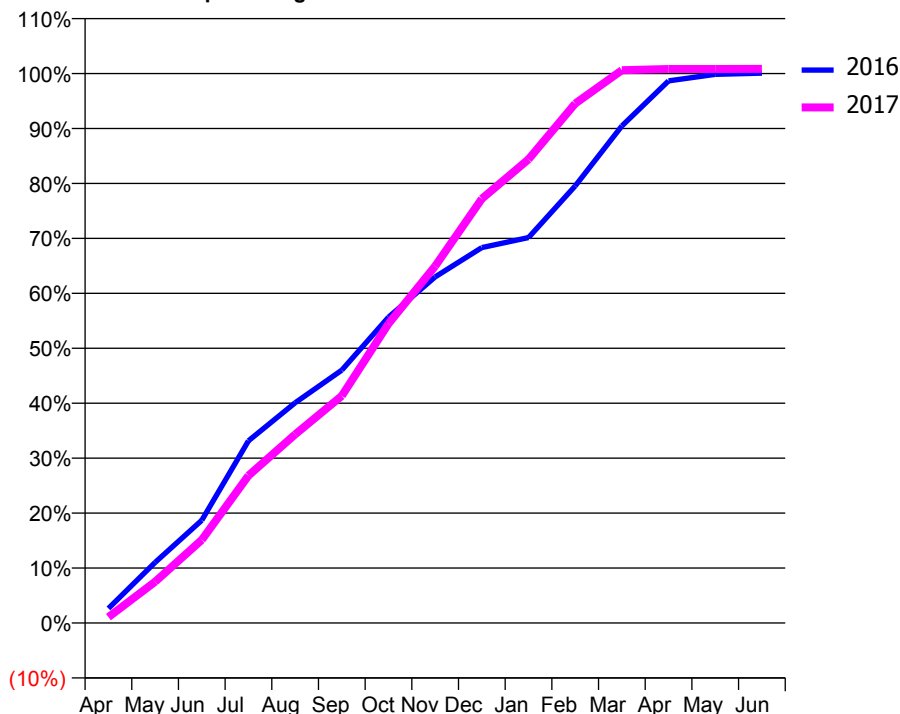
### ACCESS\*

Patients seen in 24 months	Total	Change since previous quarter
Quarter ending March 2016	1,437	
Quarter ending June 2016	1,452	→
Quarter ending September 2016	1,462	→
Quarter ending December 2016	1,522	↑
Quarter ending March 2017	1,546	→
<b>Variance since March 2016</b>	<b>7.6%</b>	<b>↑</b>



### ACTIVITY

Cumulative percentage of contracted UDA delivered 2016 & 2017



Adjusted Scheduled Activity (UDA)

Month	2016	2017
April	85	34
May	353	240
June	598	484
July	1,060	858
August	1,281	1,097
September	1,471	1,322
October	1,779	1,741
November	2,014	2,076
December	2,184	2,468
January	2,243	2,698
February	2,543	3,022
March	2,892	3,216
April	3,154	3,223
May	3,192	3,223
June	3,199	3,224

### QUALITY

	Quantity	Base Number	Contract	AT	Region	England
% of FP17s for the same patient ID Re-attending within 3 months - Children	29	402	7.2%	10.0%	12.0%	12.3%
% of FP17s for the same patient ID Re-attending within 3 months - Adults	159	1,528	10.4%	15.4%	16.0%	16.7%
% of FP17s for the same patient ID Re-attending between 3 & 9 months - Children	168	402	41.8%	51.1%	58.8%	57.6%
% of FP17s for the same patient ID Re-attending between 3 & 9 months - Adults	752	1,528	49.2%	46.4%	51.2%	50.1%
% of FP17s for Band 1 Urgent Courses	120	1,769	6.8%	8.1%	8.0%	9.1%
% of FP17s Relating to Free Repair or Replacements	0	1,769	0.0%	0.7%	0.8%	0.8%
% of FP17s Relating to Continuations	0	1,769	0.0%	0.9%	1.2%	1.2%
% of Patients satisfied with the dentistry they have received	4	4	N/A	92.1%	92.7%	92.8%
% of Patients satisfied with the time they had to wait for an appointment	4	4	N/A	90.3%	89.1%	88.7%

\* This is based on patients treated on this contract for their most recent course of treatment. Figures in italics indicate the base number of FP17s or Patient Questionnaire responses are less than 100. N/A is shown where the base number of responses is less than 10 during the period. % is calculated as Quantity/Base number\*100

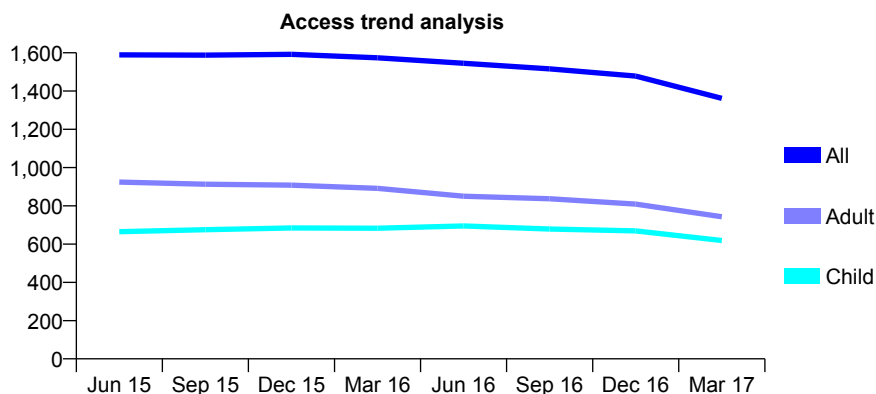
## Q54 - Vital Signs At a Glance Contract Report for 570192/0001 - Year end March 2017

Name or company name	Dr A Solanki & Dr K Solanki
Contract type name	GDS Contract
Purpose of contract	General
Contract start date	01/04/2006
Contract end date	31/05/2017

16/17 Contracted general activity (UDA)	4,873
Carry forward general activity (UDA)	-26
16/17 Contracted orthodontic activity (UOA)	0
Carry forward orthodontic activity (UOA)	0
Baseline contract value	£138,350.81

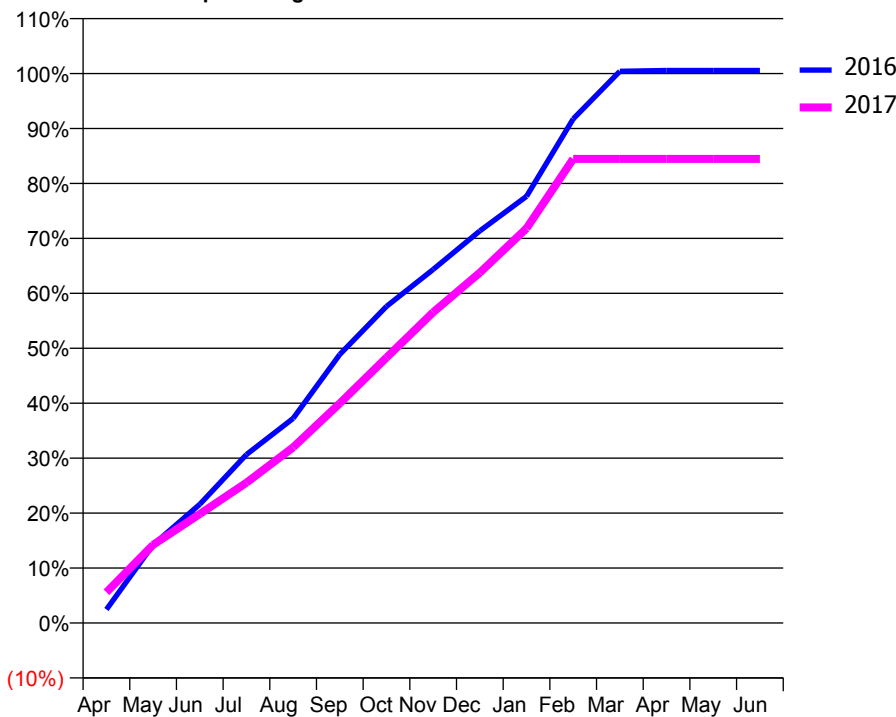
### ACCESS\*

Patients seen in 24 months	Total	Change since previous quarter
Quarter ending March 2016	1,574	
Quarter ending June 2016	1,545	↓
Quarter ending September 2016	1,516	↓
Quarter ending December 2016	1,478	↓
Quarter ending March 2017	1,362	↓
<b>Variance since March 2016</b>	<b>(13.5%)</b>	<b>↓</b>



### ACTIVITY

Cumulative percentage of contracted UDA delivered 2016 & 2017



Adjusted Scheduled Activity (UDA)

Month	2016	2017
April	120	273
May	694	694
June	1,053	967
July	1,495	1,245
August	1,815	1,558
September	2,382	1,948
October	2,808	2,354
November	3,135	2,756
December	3,478	3,108
January	3,783	3,500
February	4,471	4,116
March	4,893	4,116
April	4,900	4,116
May	4,900	4,116
June	4,900	4,116

### QUALITY

	Quantity	Base Number	Contract	AT	Region	England
% of FP17s for the same patient ID Re-attending within 3 months - Children	28	820	3.4%	10.0%	12.0%	12.3%
% of FP17s for the same patient ID Re-attending within 3 months - Adults	68	829	8.2%	15.4%	16.0%	16.7%
% of FP17s for the same patient ID Re-attending between 3 & 9 months - Children	481	820	58.7%	51.1%	58.8%	57.6%
% of FP17s for the same patient ID Re-attending between 3 & 9 months - Adults	408	829	49.2%	46.4%	51.2%	50.1%
% of FP17s for Band 1 Urgent Courses	116	1,643	7.1%	8.1%	8.0%	9.1%
% of FP17s Relating to Free Repair or Replacements	0	1,643	0.0%	0.7%	0.8%	0.8%
% of FP17s Relating to Continuations	2	1,643	0.1%	0.9%	1.2%	1.2%
% of Patients satisfied with the dentistry they have received	1	1	N/A	92.1%	92.7%	92.8%
% of Patients satisfied with the time they had to wait for an appointment	0	1	N/A	90.3%	89.1%	88.7%

\* This is based on patients treated on this contract for their most recent course of treatment. Figures in italics indicate the base number of FP17s or Patient Questionnaire responses are less than 100. N/A is shown where the base number of responses is less than 10 during the period. % is calculated as Quantity/Base number\*100

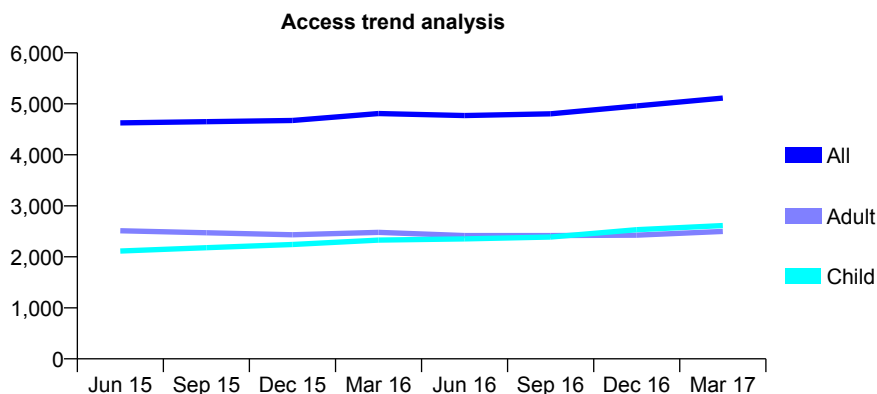
## Q54 - Vital Signs At a Glance Contract Report for 570192/0002 - Year end March 2017

Name or company name	Mr A Solanki & Miss K Solanki
Contract type name	GDS Contract
Purpose of contract	General
Contract start date	01/04/2006
Contract end date	

16/17 Contracted general activity (UDA)	11,552
Carry forward general activity (UDA)	-225
16/17 Contracted orthodontic activity (UOA)	0
Carry forward orthodontic activity (UOA)	0
Baseline contract value	£332,233.45

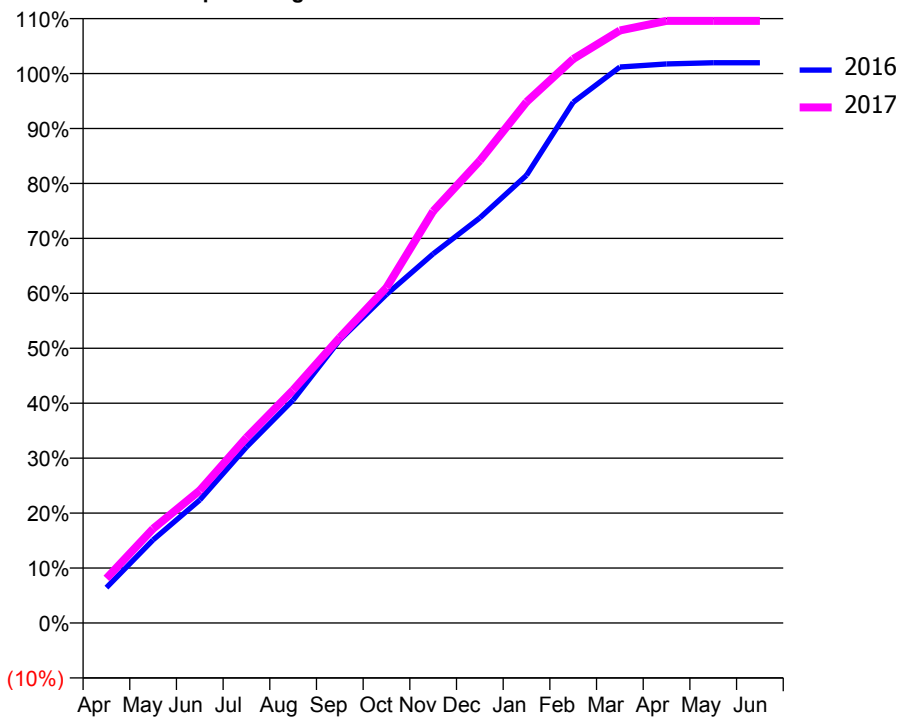
### ACCESS\*

Patients seen in 24 months	Total	Change since previous quarter
Quarter ending March 2016	4,808	
Quarter ending June 2016	4,769	→
Quarter ending September 2016	4,804	→
Quarter ending December 2016	4,958	↑
Quarter ending March 2017	5,112	↑
<b>Variance since March 2016</b>	<b>6.3%</b>	<b>↑</b>



### ACTIVITY

Cumulative percentage of contracted UDA delivered 2016 & 2017



Adjusted Scheduled Activity (UDA)

Month	2016	2017
April	746	937
May	1,748	1,985
June	2,586	2,787
July	3,698	3,899
August	4,690	4,898
September	5,950	6,004
October	6,908	7,051
November	7,761	8,658
December	8,519	9,720
January	9,412	10,953
February	10,947	11,857
March	11,688	12,458
April	11,754	12,658
May	11,778	12,658
June	11,778	12,658

### QUALITY

	Quantity	Base Number	Contract	AT	Region	England
% of FP17s for the same patient ID Re-attending within 3 months - Children	250	3,421	7.3%	10.0%	12.0%	12.3%
% of FP17s for the same patient ID Re-attending within 3 months - Adults	353	2,784	12.7%	15.4%	16.0%	16.7%
% of FP17s for the same patient ID Re-attending between 3 & 9 months - Children	1,659	3,421	48.5%	51.1%	58.8%	57.6%
% of FP17s for the same patient ID Re-attending between 3 & 9 months - Adults	1,050	2,784	37.7%	46.4%	51.2%	50.1%
% of FP17s for Band 1 Urgent Courses	566	5,562	10.2%	8.1%	8.0%	9.1%
% of FP17s Relating to Free Repair or Replacements	0	5,562	0.0%	0.7%	0.8%	0.8%
% of FP17s Relating to Continuations	7	5,562	0.1%	0.9%	1.2%	1.2%
% of Patients satisfied with the dentistry they have received	6	6	N/A	92.1%	92.7%	92.8%
% of Patients satisfied with the time they had to wait for an appointment	3	6	N/A	90.3%	89.1%	88.7%

\* This is based on patients treated on this contract for their most recent course of treatment. Figures in italics indicate the base number of FP17s or Patient Questionnaire responses are less than 100. N/A is shown where the base number of responses is less than 10 during the period. % is calculated as Quantity/Base number\*100

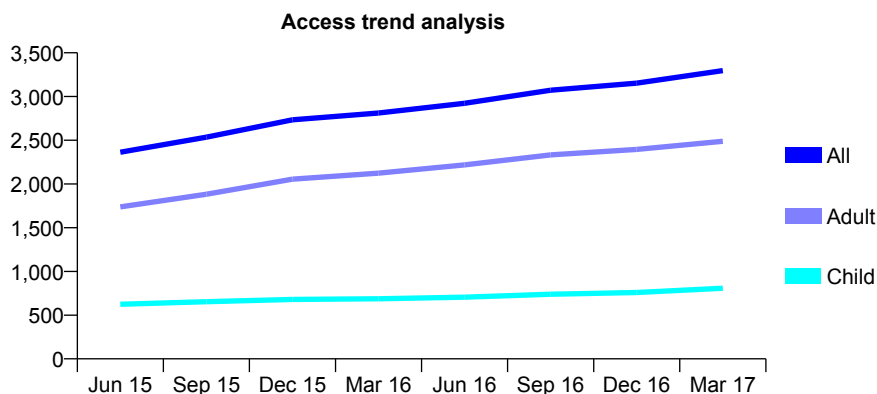
## Q54 - Vital Signs At a Glance Contract Report for 576530/0001 - Year end March 2017

Name or company name	MR AK PAL
Contract type name	GDS Contract
Purpose of contract	General
Contract start date	01/04/2006
Contract end date	

16/17 Contracted general activity (UDA)	6,708
Carry forward general activity (UDA)	-55
16/17 Contracted orthodontic activity (UOA)	0
Carry forward orthodontic activity (UOA)	0
Baseline contract value	£219,430.90

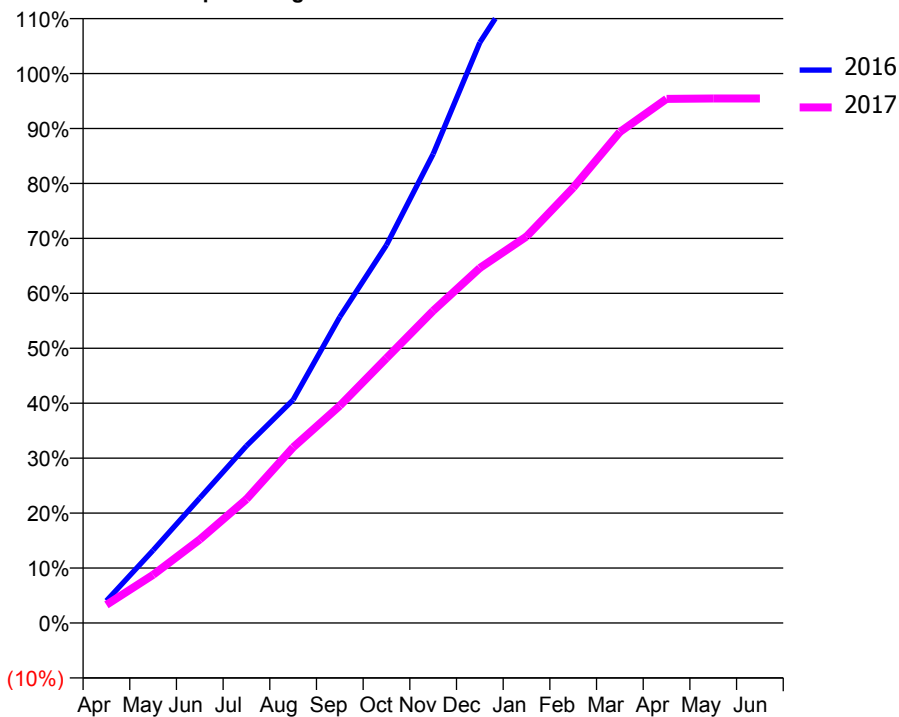
### ACCESS\*

Patients seen in 24 months	Total	Change since previous quarter
Quarter ending March 2016	2,811	
Quarter ending June 2016	2,923	↑
Quarter ending September 2016	3,072	↑
Quarter ending December 2016	3,153	↑
Quarter ending March 2017	3,296	↑
<b>Variance since March 2016</b>	<b>17.3%</b>	<b>↑</b>



### ACTIVITY

Cumulative percentage of contracted UDA delivered 2016 & 2017



Month	Adjusted Scheduled Activity (UDA)	
	2016	2017
April	108	222
May	355	588
June	610	1,021
July	865	1,512
August	1,090	2,145
September	1,495	2,653
October	1,846	3,234
November	2,290	3,812
December	2,835	4,335
January	3,187	4,718
February	3,726	5,314
March	4,068	5,995
April	4,250	6,399
May	4,257	6,403
June	4,259	6,403

### QUALITY

	Quantity	Base Number	Contract	AT	Region	England
% of FP17s for the same patient ID Re-attending within 3 months - Children	64	1,032	6.2%	10.0%	12.0%	12.3%
% of FP17s for the same patient ID Re-attending within 3 months - Adults	384	2,594	14.8%	15.4%	16.0%	16.7%
% of FP17s for the same patient ID Re-attending between 3 & 9 months - Children	409	1,032	39.6%	51.1%	58.8%	57.6%
% of FP17s for the same patient ID Re-attending between 3 & 9 months - Adults	646	2,594	24.9%	46.4%	51.2%	50.1%
% of FP17s for Band 1 Urgent Courses	388	2,894	13.4%	8.1%	8.0%	9.1%
% of FP17s Relating to Free Repair or Replacements	2	2,894	0.1%	0.7%	0.8%	0.8%
% of FP17s Relating to Continuations	12	2,894	0.4%	0.9%	1.2%	1.2%
% of Patients satisfied with the dentistry they have received	3	3	N/A	92.1%	92.7%	92.8%
% of Patients satisfied with the time they had to wait for an appointment	2	3	N/A	90.3%	89.1%	88.7%

\* This is based on patients treated on this contract for their most recent course of treatment. Figures in italics indicate the base number of FP17s or Patient Questionnaire responses are less than 100. N/A is shown where the base number of responses is less than 10 during the period. % is calculated as Quantity/Base number\*100

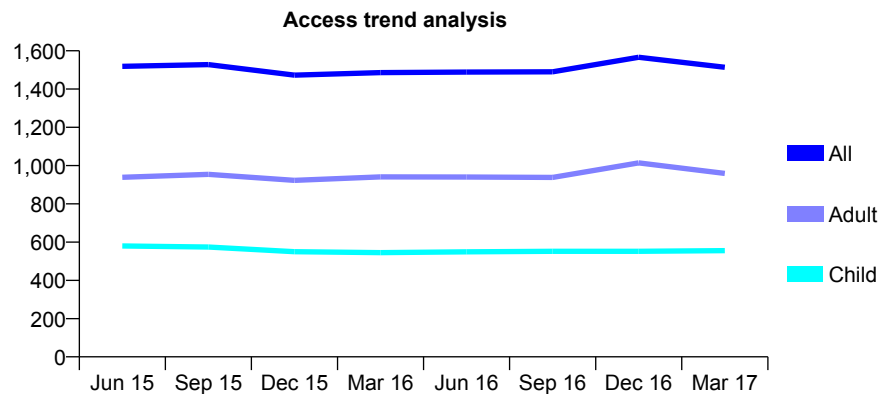
## Q54 - Vital Signs At a Glance Contract Report for 577820/0001 - Year end March 2017

Name or company name	Novos Dental Clinic
Contract type name	GDS Contract
Purpose of contract	General
Contract start date	01/04/2006
Contract end date	

16/17 Contracted general activity (UDA)	7,540
Carry forward general activity (UDA)	-115
16/17 Contracted orthodontic activity (UOA)	0
Carry forward orthodontic activity (UOA)	0
Baseline contract value	£220,588.98

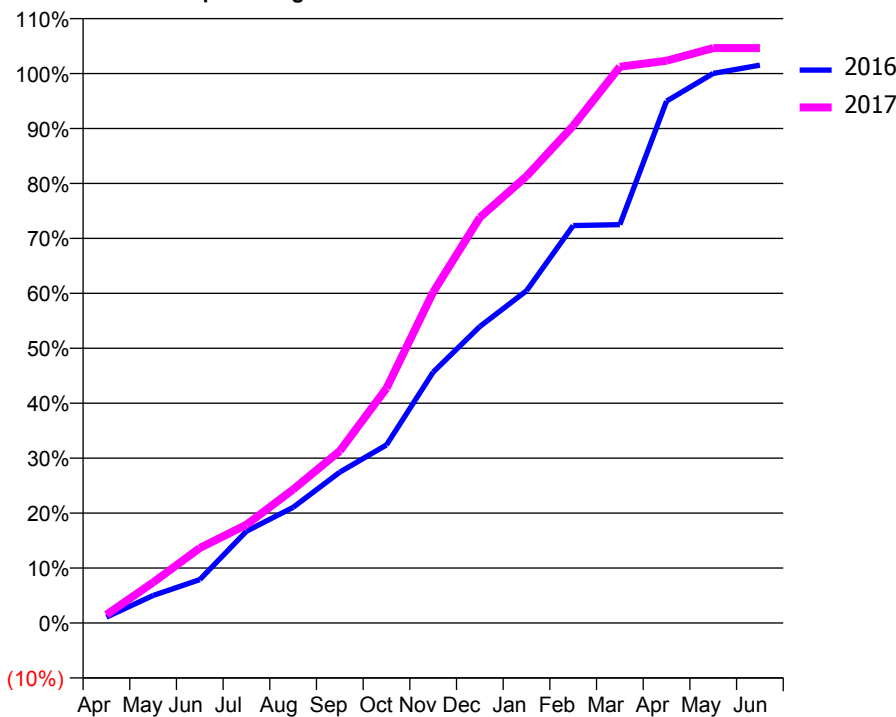
### ACCESS\*

Patients seen in 24 months	Total	Change since previous quarter
Quarter ending March 2016	1,486	
Quarter ending June 2016	1,489	→
Quarter ending September 2016	1,490	→
Quarter ending December 2016	1,566	↑
Quarter ending March 2017	1,514	↓
<b>Variance since March 2016</b>	1.9%	→



### ACTIVITY

Cumulative percentage of contracted UDA delivered 2016 & 2017



Month	Adjusted Scheduled Activity (UDA)	
	2016	2017
April	81	115
May	377	557
June	596	1,030
July	1,259	1,349
August	1,587	1,832
September	2,070	2,361
October	2,443	3,222
November	3,443	4,540
December	4,068	5,565
January	4,560	6,130
February	5,454	6,822
March	5,466	7,633
April	7,160	7,715
May	7,541	7,888
June	7,655	7,888

### QUALITY

	Quantity	Base Number	Contract	AT	Region	England
% of FP17s for the same patient ID Re-attending within 3 months - Children	23	557	4.1%	10.0%	12.0%	12.3%
% of FP17s for the same patient ID Re-attending within 3 months - Adults	128	1,075	11.9%	15.4%	16.0%	16.7%
% of FP17s for the same patient ID Re-attending between 3 & 9 months - Children	118	557	21.2%	51.1%	58.8%	57.6%
% of FP17s for the same patient ID Re-attending between 3 & 9 months - Adults	320	1,075	29.8%	46.4%	51.2%	50.1%
% of FP17s for Band 1 Urgent Courses	65	1,321	4.9%	8.1%	8.0%	9.1%
% of FP17s Relating to Free Repair or Replacements	2	1,321	0.2%	0.7%	0.8%	0.8%
% of FP17s Relating to Continuations	2	1,321	0.2%	0.9%	1.2%	1.2%
% of Patients satisfied with the dentistry they have received	0	1	N/A	92.1%	92.7%	92.8%
% of Patients satisfied with the time they had to wait for an appointment	0	1	N/A	90.3%	89.1%	88.7%

\* This is based on patients treated on this contract for their most recent course of treatment. Figures in italics indicate the base number of FP17s or Patient Questionnaire responses are less than 100. N/A is shown where the base number of responses is less than 10 during the period. % is calculated as Quantity/Base number\*100

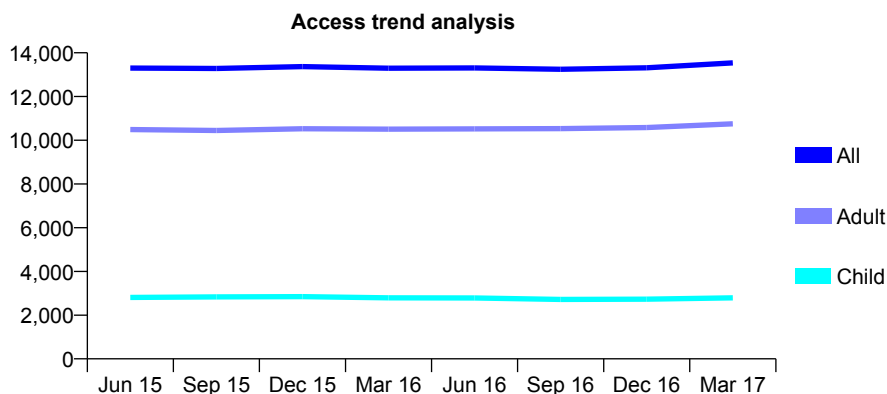
## Q54 - Vital Signs At a Glance Contract Report for 619744/0004 - Year end March 2017

Name or company name	MR AM WILLIAMS
Contract type name	GDS Contract
Purpose of contract	General and Orthodontic
Contract start date	01/07/2012
Contract end date	

16/17 Contracted general activity (UDA)	42,273
Carry forward general activity (UDA)	0
16/17 Contracted orthodontic activity (UOA)	1,974
Carry forward orthodontic activity (UOA)	-20
Baseline contract value	£1,101,102.19

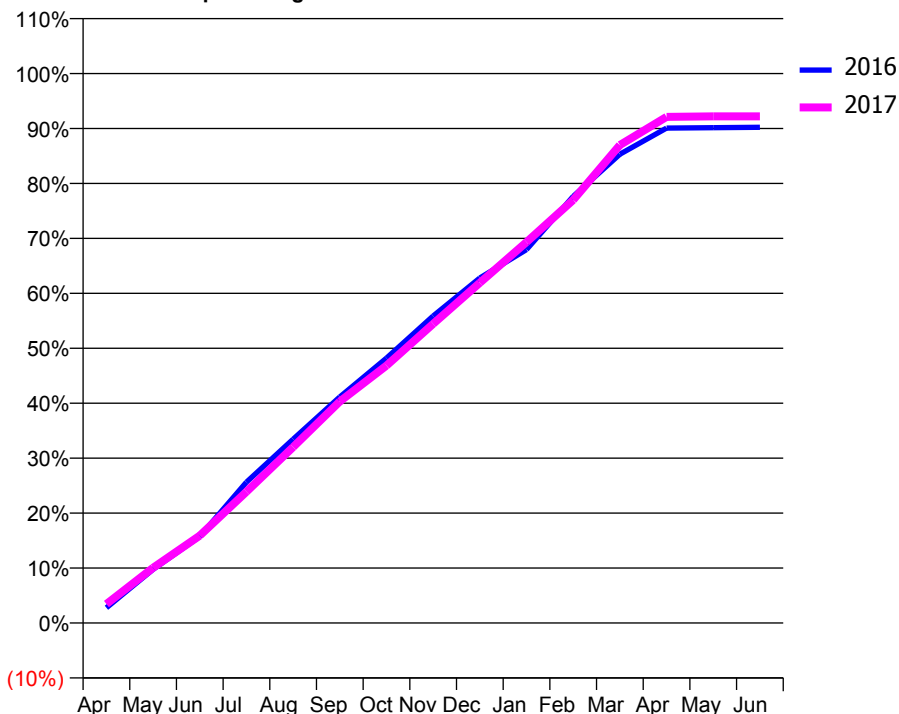
### ACCESS\*

Patients seen in 24 months	Total	Change since previous quarter
Quarter ending March 2016	13,298	
Quarter ending June 2016	13,307	→
Quarter ending September 2016	13,248	→
Quarter ending December 2016	13,315	→
Quarter ending March 2017	13,541	→
<b>Variance since March 2016</b>	<b>1.8%</b>	<b>→</b>



### ACTIVITY

Cumulative percentage of contracted UDA delivered 2016 & 2017



Month	Adjusted Scheduled Activity (UDA)	
	2016	2017
April	1,171	1,460
May	4,131	4,253
June	6,666	6,727
July	10,833	10,102
August	14,139	13,533
September	17,395	17,045
October	20,378	19,806
November	23,620	23,012
December	26,542	26,177
January	28,726	29,302
February	32,826	32,546
March	36,065	36,769
April	38,076	38,940
May	38,101	38,973
June	38,131	38,980

### QUALITY

	Quantity	Base Number	Contract	AT	Region	England
% of FP17s for the same patient ID Re-attending within 3 months - Children	461	4,308	10.7%	10.0%	12.0%	12.3%
% of FP17s for the same patient ID Re-attending within 3 months - Adults	2,523	16,685	15.1%	15.4%	16.0%	16.7%
% of FP17s for the same patient ID Re-attending between 3 & 9 months - Children	2,563	4,308	59.5%	51.1%	58.8%	57.6%
% of FP17s for the same patient ID Re-attending between 3 & 9 months - Adults	10,243	16,685	61.4%	46.4%	51.2%	50.1%
% of FP17s for Band 1 Urgent Courses	1,633	20,722	7.9%	8.1%	8.0%	9.1%
% of FP17s Relating to Free Repair or Replacements	321	20,722	1.5%	0.7%	0.8%	0.8%
% of FP17s Relating to Continuations	418	20,722	2.0%	0.9%	1.2%	1.2%
% of Patients satisfied with the dentistry they have received	17	21	81.0%	92.1%	92.7%	92.8%
% of Patients satisfied with the time they had to wait for an appointment	20	21	95.2%	90.3%	89.1%	88.7%

\* This is based on patients treated on this contract for their most recent course of treatment. Figures in italics indicate the base number of FP17s or Patient Questionnaire responses are less than 100. N/A is shown where the base number of responses is less than 10 during the period. % is calculated as Quantity/Base number\*100



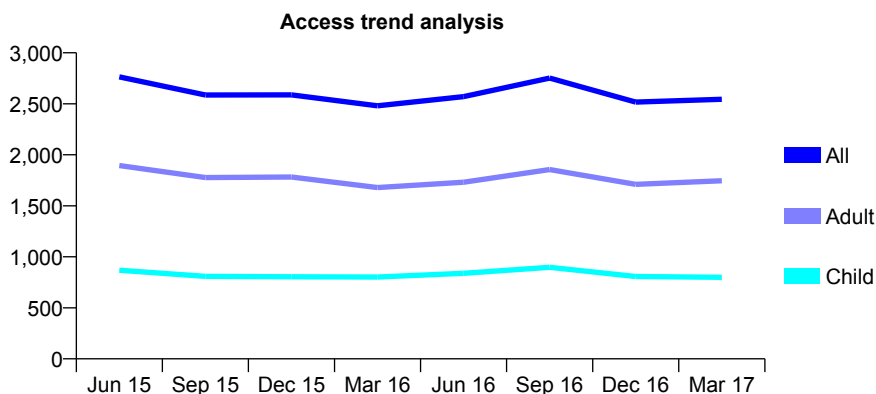
## Q54 - Vital Signs At a Glance Contract Report for 629715/0001 - Year end March 2017

Name or company name	MR M GIBBONS
Contract type name	GDS Contract
Purpose of contract	General
Contract start date	01/04/2006
Contract end date	

16/17 Contracted general activity (UDA)	9,814
Carry forward general activity (UDA)	0
16/17 Contracted orthodontic activity (UOA)	0
Carry forward orthodontic activity (UOA)	0
Baseline contract value	£222,636.27

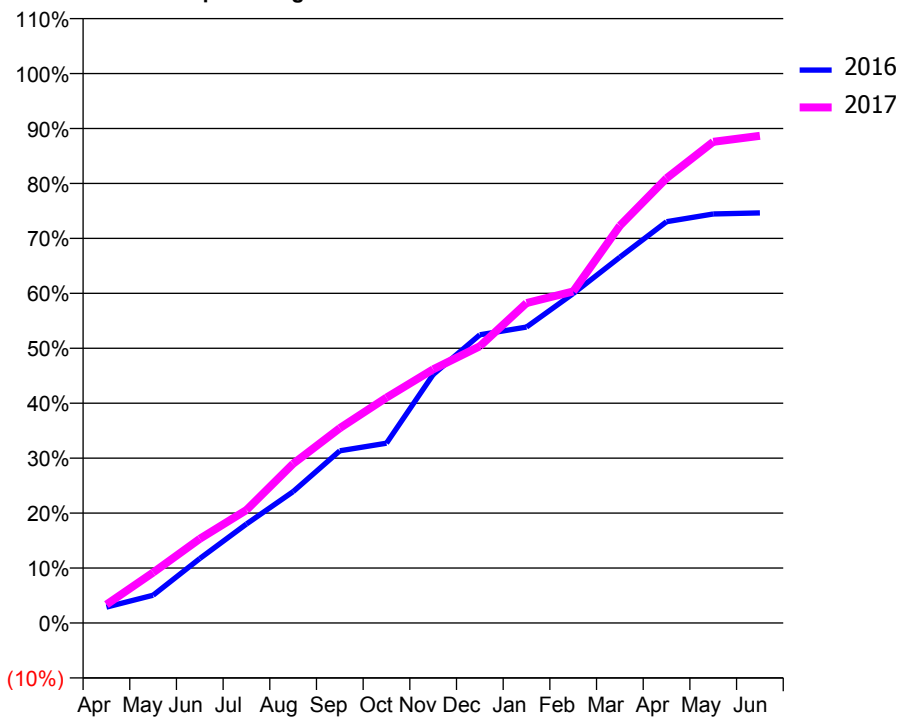
### ACCESS\*

Patients seen in 24 months	Total	Change since previous quarter
Quarter ending March 2016	2,481	
Quarter ending June 2016	2,571	↑
Quarter ending September 2016	2,752	↑
Quarter ending December 2016	2,517	↓
Quarter ending March 2017	2,545	→
<b>Variance since March 2016</b>	<b>2.6%</b>	<b>↑</b>



### ACTIVITY

Cumulative percentage of contracted UDA delivered 2016 & 2017



Month	Adjusted Scheduled Activity (UDA)	
	2016	2017
April	284	330
May	497	901
June	1,152	1,505
July	1,768	2,017
August	2,347	2,845
September	3,075	3,481
October	3,212	4,025
November	4,437	4,530
December	5,147	4,943
January	5,286	5,715
February	5,884	5,923
March	6,533	7,096
April	7,168	7,943
May	7,306	8,593
June	7,324	8,702

### QUALITY

	Quantity	Base Number	Contract	AT	Region	England
% of FP17s for the same patient ID Re-attending within 3 months - Children	60	1,347	4.5%	10.0%	12.0%	12.3%
% of FP17s for the same patient ID Re-attending within 3 months - Adults	339	2,771	12.2%	15.4%	16.0%	16.7%
% of FP17s for the same patient ID Re-attending between 3 & 9 months - Children	624	1,347	46.3%	51.1%	58.8%	57.6%
% of FP17s for the same patient ID Re-attending between 3 & 9 months - Adults	1,168	2,771	42.2%	46.4%	51.2%	50.1%
% of FP17s for Band 1 Urgent Courses	186	4,284	4.3%	8.1%	8.0%	9.1%
% of FP17s Relating to Free Repair or Replacements	38	4,284	0.9%	0.7%	0.8%	0.8%
% of FP17s Relating to Continuations	37	4,284	0.9%	0.9%	1.2%	1.2%
% of Patients satisfied with the dentistry they have received	1	1	N/A	92.1%	92.7%	92.8%
% of Patients satisfied with the time they had to wait for an appointment	1	1	N/A	90.3%	89.1%	88.7%

\* This is based on patients treated on this contract for their most recent course of treatment. Figures in italics indicate the base number of FP17s or Patient Questionnaire responses are less than 100. N/A is shown where the base number of responses is less than 10 during the period. % is calculated as Quantity/Base number\*100

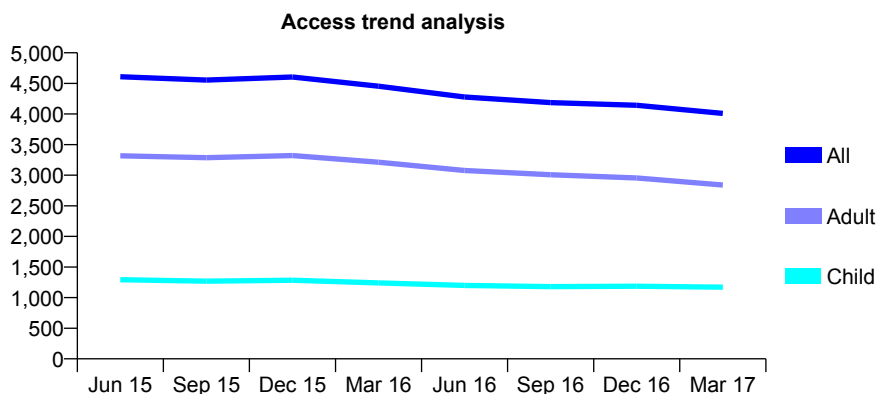
## Q54 - Vital Signs At a Glance Contract Report for 629820/0001 - Year end March 2017

Name or company name	MR JW TAYLOR
Contract type name	GDS Contract
Purpose of contract	General
Contract start date	01/04/2006
Contract end date	

16/17 Contracted general activity (UDA)	16,237
Carry forward general activity (UDA)	0
16/17 Contracted orthodontic activity (UOA)	0
Carry forward orthodontic activity (UOA)	0
Baseline contract value	£372,119.04

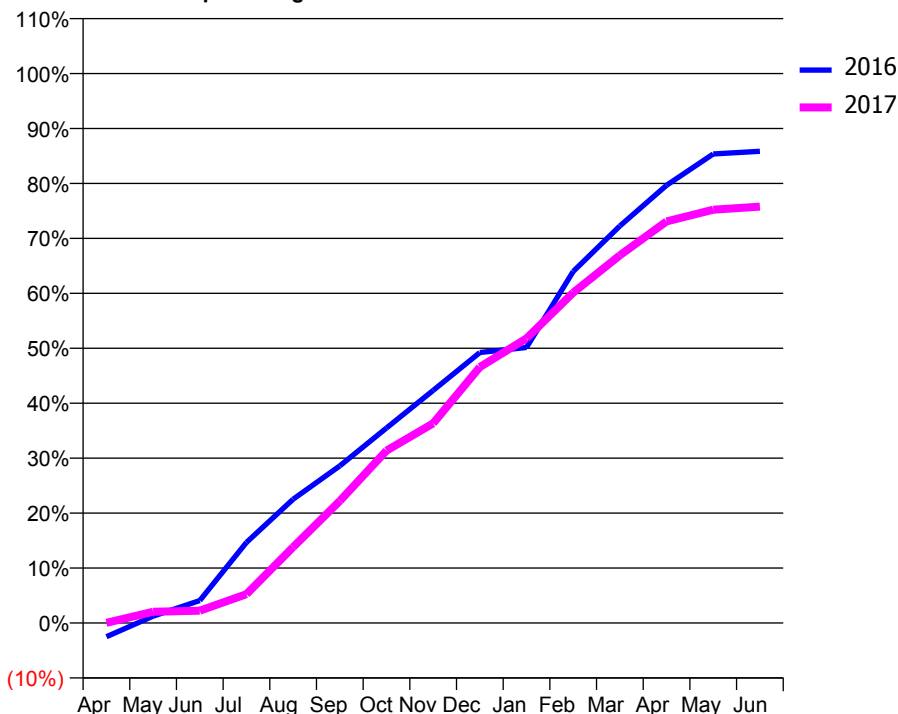
### ACCESS\*

Patients seen in 24 months	Total	Change since previous quarter
Quarter ending March 2016	4,454	
Quarter ending June 2016	4,277	↓
Quarter ending September 2016	4,187	↓
Quarter ending December 2016	4,143	↓
Quarter ending March 2017	4,009	↓
<b>Variance since March 2016</b>	<b>(10.0%)</b>	<b>↓</b>



### ACTIVITY

Cumulative percentage of contracted UDA delivered 2016 & 2017



Adjusted Scheduled Activity (UDA)

Month	2016	2017
April	-409	4
May	201	331
June	662	363
July	2,381	855
August	3,660	2,243
September	4,642	3,606
October	5,764	5,093
November	6,874	5,901
December	7,994	7,562
January	8,143	8,410
February	10,390	9,762
March	11,733	10,864
April	12,936	11,867
May	13,859	12,213
June	13,940	12,303

### QUALITY

	Quantity	Base Number	Contract	AT	Region	England
% of FP17s for the same patient ID Re-attending within 3 months - Children	50	1,317	3.8%	10.0%	12.0%	12.3%
% of FP17s for the same patient ID Re-attending within 3 months - Adults	337	3,133	10.8%	15.4%	16.0%	16.7%
% of FP17s for the same patient ID Re-attending between 3 & 9 months - Children	537	1,317	40.8%	51.1%	58.8%	57.6%
% of FP17s for the same patient ID Re-attending between 3 & 9 months - Adults	1,411	3,133	45.0%	46.4%	51.2%	50.1%
% of FP17s for Band 1 Urgent Courses	323	4,106	7.9%	8.1%	8.0%	9.1%
% of FP17s Relating to Free Repair or Replacements	6	4,106	0.1%	0.7%	0.8%	0.8%
% of FP17s Relating to Continuations	3	4,106	0.1%	0.9%	1.2%	1.2%
% of Patients satisfied with the dentistry they have received	5	6	N/A	92.1%	92.7%	92.8%
% of Patients satisfied with the time they had to wait for an appointment	3	6	N/A	90.3%	89.1%	88.7%

\* This is based on patients treated on this contract for their most recent course of treatment. Figures in italics indicate the base number of FP17s or Patient Questionnaire responses are less than 100. N/A is shown where the base number of responses is less than 10 during the period. % is calculated as Quantity/Base number\*100

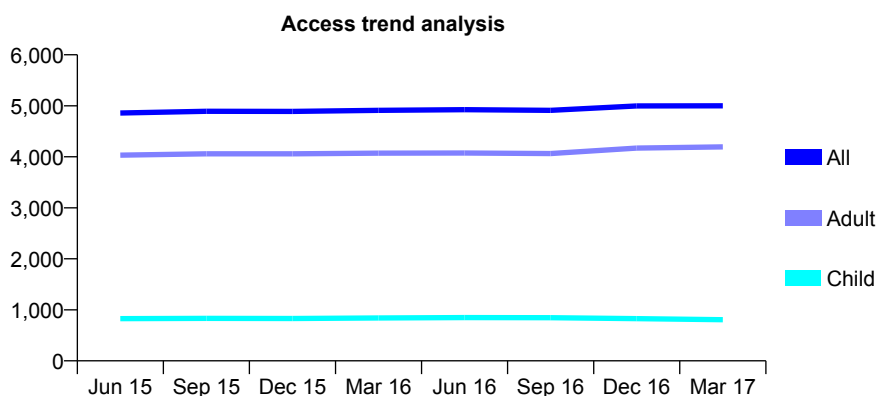
## Q54 - Vital Signs At a Glance Contract Report for 630179/0001 - Year end March 2017

Name or company name	MR SG HAMBLETON
Contract type name	GDS Contract
Purpose of contract	General and Orthodontic
Contract start date	01/04/2006
Contract end date	

16/17 Contracted general activity (UDA)	13,502
Carry forward general activity (UDA)	-270
16/17 Contracted orthodontic activity (UOA)	395
Carry forward orthodontic activity (UOA)	6
Baseline contract value	£347,973.66

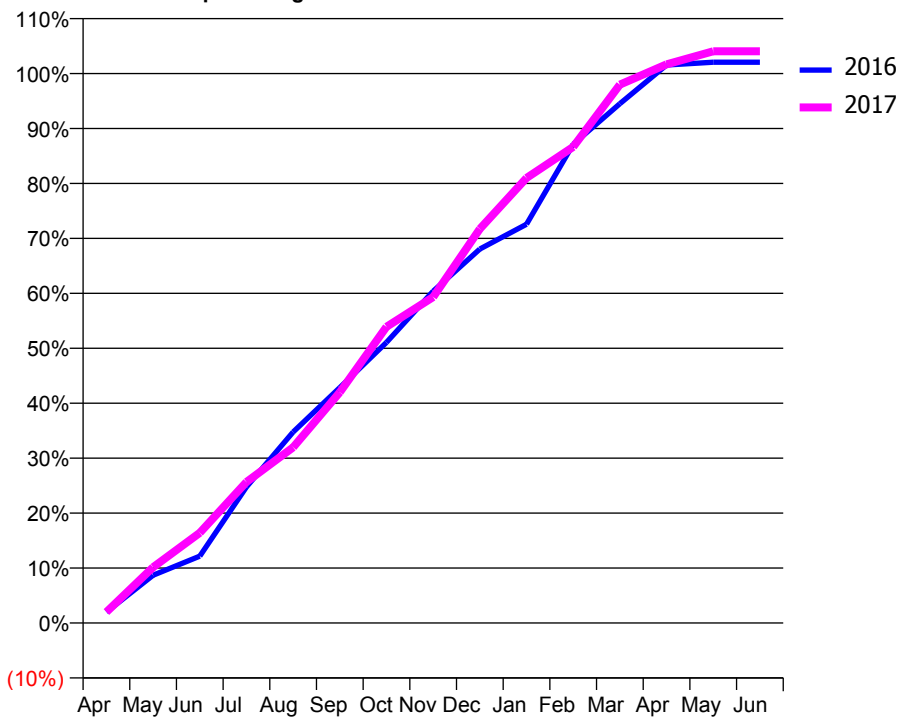
### ACCESS\*

Patients seen in 24 months	Total	Change since previous quarter
Quarter ending March 2016	4,912	
Quarter ending June 2016	4,923	→
Quarter ending September 2016	4,910	→
Quarter ending December 2016	4,997	→
Quarter ending March 2017	5,001	→
<b>Variance since March 2016</b>	<b>1.8%</b>	<b>→</b>



### ACTIVITY

Cumulative percentage of contracted UDA delivered 2016 & 2017



Month	Adjusted Scheduled Activity (UDA)	
	2016	2017
April	270	270
May	1,174	1,371
June	1,643	2,218
July	3,342	3,464
August	4,695	4,316
September	5,785	5,671
October	6,894	7,279
November	8,153	8,009
December	9,189	9,685
January	9,799	10,934
February	11,764	11,700
March	12,761	13,230
April	13,711	13,728
May	13,780	14,047
June	13,780	14,047

### QUALITY

	Quantity	Base Number	Contract	AT	Region	England
% of FP17s for the same patient ID Re-attending within 3 months - Children	87	1,107	7.9%	10.0%	12.0%	12.3%
% of FP17s for the same patient ID Re-attending within 3 months - Adults	534	5,514	9.7%	15.4%	16.0%	16.7%
% of FP17s for the same patient ID Re-attending between 3 & 9 months - Children	570	1,107	51.5%	51.1%	58.8%	57.6%
% of FP17s for the same patient ID Re-attending between 3 & 9 months - Adults	3,079	5,514	55.8%	46.4%	51.2%	50.1%
% of FP17s for Band 1 Urgent Courses	163	6,561	2.5%	8.1%	8.0%	9.1%
% of FP17s Relating to Free Repair or Replacements	73	6,561	1.1%	0.7%	0.8%	0.8%
% of FP17s Relating to Continuations	95	6,561	1.4%	0.9%	1.2%	1.2%
% of Patients satisfied with the dentistry they have received	7	7	N/A	92.1%	92.7%	92.8%
% of Patients satisfied with the time they had to wait for an appointment	7	7	N/A	90.3%	89.1%	88.7%

\* This is based on patients treated on this contract for their most recent course of treatment. Figures in italics indicate the base number of FP17s or Patient Questionnaire responses are less than 100. N/A is shown where the base number of responses is less than 10 during the period. % is calculated as Quantity/Base number\*100

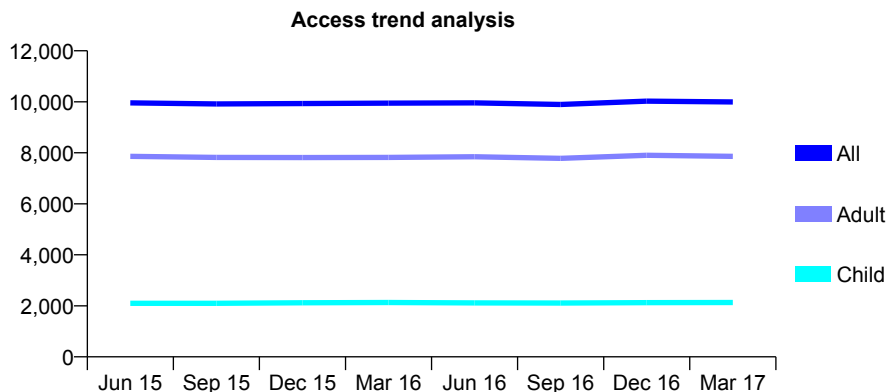
## Q54 - Vital Signs At a Glance Contract Report for 631183/0001 - Year end March 2017

Name or company name	MR AJ KIMPTON
Contract type name	GDS Contract
Purpose of contract	General
Contract start date	01/04/2006
Contract end date	

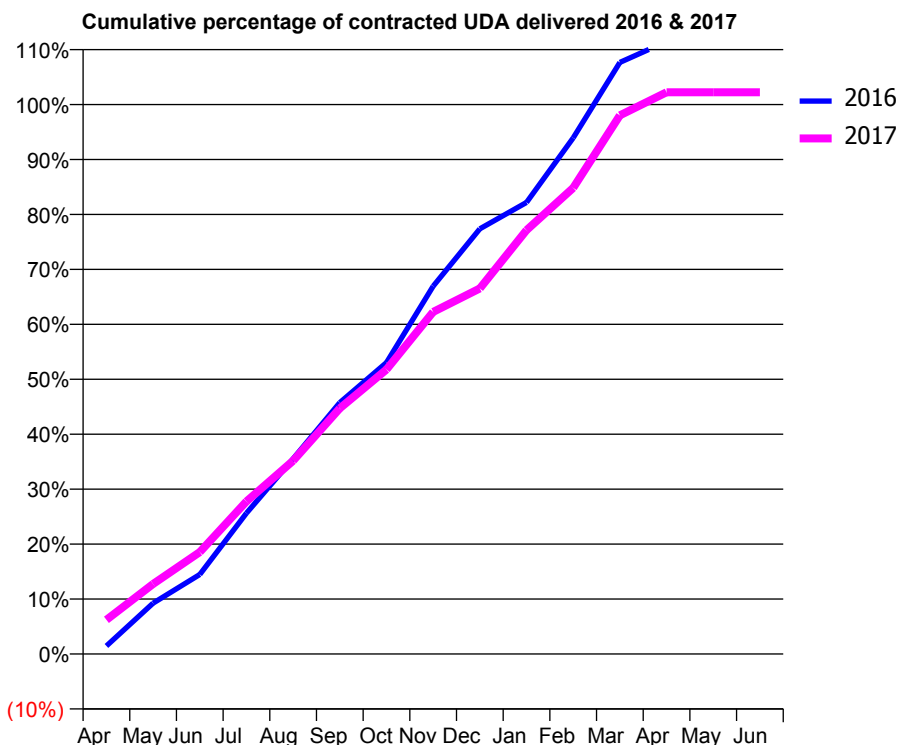
16/17 Contracted general activity (UDA)	26,410
Carry forward general activity (UDA)	-362
16/17 Contracted orthodontic activity (UOA)	0
Carry forward orthodontic activity (UOA)	0
Baseline contract value	£636,482.14

### ACCESS\*

Patients seen in 24 months	Total	Change since previous quarter
Quarter ending March 2016	9,950	
Quarter ending June 2016	9,958	→
Quarter ending September 2016	9,894	→
Quarter ending December 2016	10,028	→
Quarter ending March 2017	9,997	→
<b>Variance since March 2016</b>	<b>0.5%</b>	<b>→</b>



### ACTIVITY



Month	Adjusted Scheduled Activity (UDA)	
	2016	2017
April	350	1,642
May	2,223	3,368
June	3,473	4,898
July	6,155	7,335
August	8,530	9,292
September	10,984	11,805
October	12,733	13,675
November	16,074	16,443
December	18,578	17,570
January	19,729	20,370
February	22,552	22,404
March	25,850	25,886
April	26,761	26,997
May	26,761	27,000
June	26,773	27,000

### QUALITY

	Quantity	Base Number	Contract	AT	Region	England
% of FP17s for the same patient ID Re-attending within 3 months - Children	210	2,940	7.1%	10.0%	12.0%	12.3%
% of FP17s for the same patient ID Re-attending within 3 months - Adults	1,549	10,272	15.1%	15.4%	16.0%	16.7%
% of FP17s for the same patient ID Re-attending between 3 & 9 months - Children	1,649	2,940	56.1%	51.1%	58.8%	57.6%
% of FP17s for the same patient ID Re-attending between 3 & 9 months - Adults	5,204	10,272	50.7%	46.4%	51.2%	50.1%
% of FP17s for Band 1 Urgent Courses	221	12,614	1.8%	8.1%	8.0%	9.1%
% of FP17s Relating to Free Repair or Replacements	96	12,614	0.8%	0.7%	0.8%	0.8%
% of FP17s Relating to Continuations	270	12,614	2.1%	0.9%	1.2%	1.2%
% of Patients satisfied with the dentistry they have received	53	53	100.0%	92.1%	92.7%	92.8%
% of Patients satisfied with the time they had to wait for an appointment	51	53	96.2%	90.3%	89.1%	88.7%

\* This is based on patients treated on this contract for their most recent course of treatment. Figures in italics indicate the base number of FP17s or Patient Questionnaire responses are less than 100. N/A is shown where the base number of responses is less than 10 during the period. % is calculated as Quantity/Base number\*100

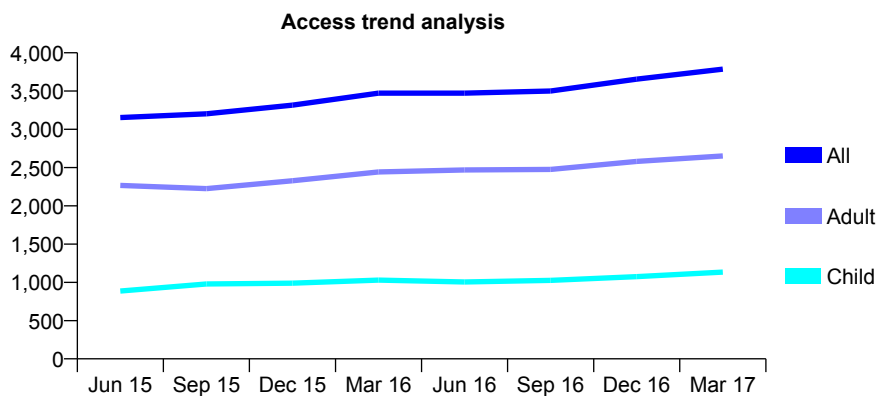
## Q54 - Vital Signs At a Glance Contract Report for 638056/0001 - Year end March 2017

Name or company name	MR CJ GIBSON
Contract type name	GDS Contract
Purpose of contract	General
Contract start date	01/04/2006
Contract end date	

16/17 Contracted general activity (UDA)	9,422
Carry forward general activity (UDA)	0
16/17 Contracted orthodontic activity (UOA)	0
Carry forward orthodontic activity (UOA)	0
Baseline contract value	£244,227.77

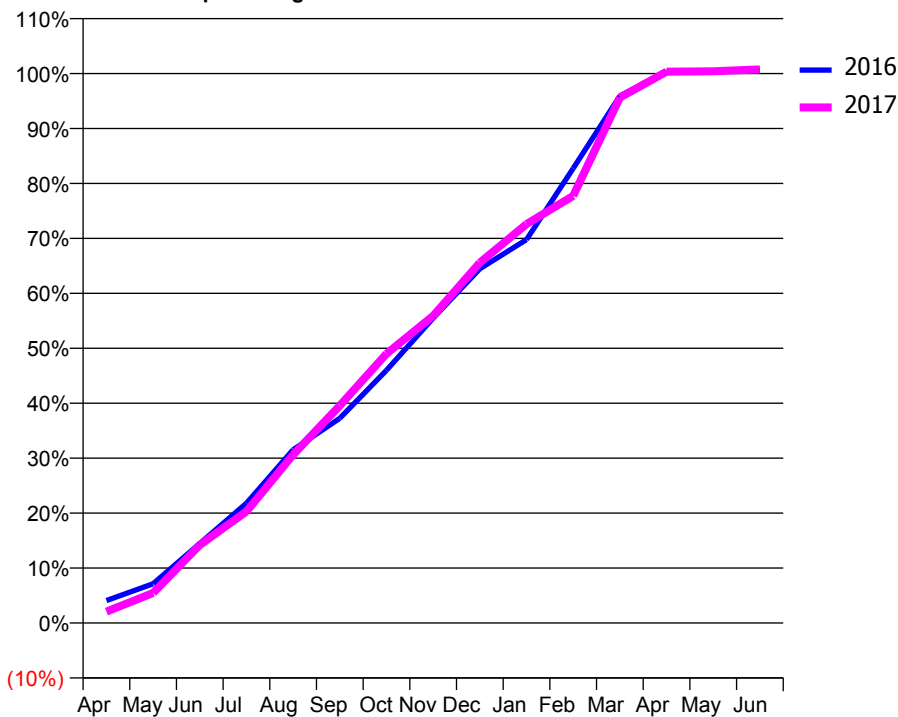
### ACCESS\*

Patients seen in 24 months	Total	Change since previous quarter
Quarter ending March 2016	3,472	
Quarter ending June 2016	3,473	→
Quarter ending September 2016	3,501	→
Quarter ending December 2016	3,655	↑
Quarter ending March 2017	3,786	↑
<b>Variance since March 2016</b>	<b>9.0%</b>	<b>↑</b>



### ACTIVITY

Cumulative percentage of contracted UDA delivered 2016 & 2017



Month	Adjusted Scheduled Activity (UDA)	
	2016	2017
April	385	196
May	674	516
June	1,364	1,338
July	2,054	1,912
August	2,970	2,886
September	3,511	3,728
October	4,335	4,618
November	5,228	5,268
December	6,074	6,179
January	6,575	6,839
February	7,796	7,324
March	9,037	9,009
April	9,456	9,454
May	9,455	9,460
June	9,479	9,491

### QUALITY

	Quantity	Base Number	Contract	AT	Region	England
% of FP17s for the same patient ID Re-attending within 3 months - Children	84	1,329	6.3%	10.0%	12.0%	12.3%
% of FP17s for the same patient ID Re-attending within 3 months - Adults	344	2,772	12.4%	15.4%	16.0%	16.7%
% of FP17s for the same patient ID Re-attending between 3 & 9 months - Children	550	1,329	41.4%	51.1%	58.8%	57.6%
% of FP17s for the same patient ID Re-attending between 3 & 9 months - Adults	953	2,772	34.4%	46.4%	51.2%	50.1%
% of FP17s for Band 1 Urgent Courses	201	4,059	5.0%	8.1%	8.0%	9.1%
% of FP17s Relating to Free Repair or Replacements	51	4,059	1.3%	0.7%	0.8%	0.8%
% of FP17s Relating to Continuations	31	4,059	0.8%	0.9%	1.2%	1.2%
% of Patients satisfied with the dentistry they have received	4	5	N/A	92.1%	92.7%	92.8%
% of Patients satisfied with the time they had to wait for an appointment	4	5	N/A	90.3%	89.1%	88.7%

\* This is based on patients treated on this contract for their most recent course of treatment. Figures in italics indicate the base number of FP17s or Patient Questionnaire responses are less than 100. N/A is shown where the base number of responses is less than 10 during the period. % is calculated as Quantity/Base number\*100

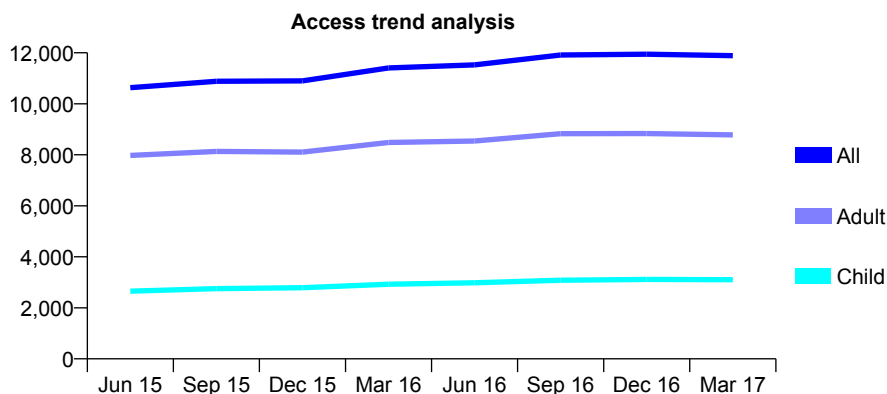
## Q54 - Vital Signs At a Glance Contract Report for 638633/0001 - Year end March 2017

Name or company name	Balbir S Bhandal, Amrik S Bhandal & Baljit
Contract type name	GDS Contract
Purpose of contract	General
Contract start date	01/04/2006
Contract end date	

16/17 Contracted general activity (UDA)	45,033
Carry forward general activity (UDA)	1,322
16/17 Contracted orthodontic activity (UOA)	0
Carry forward orthodontic activity (UOA)	0
Baseline contract value	£1,173,860.08

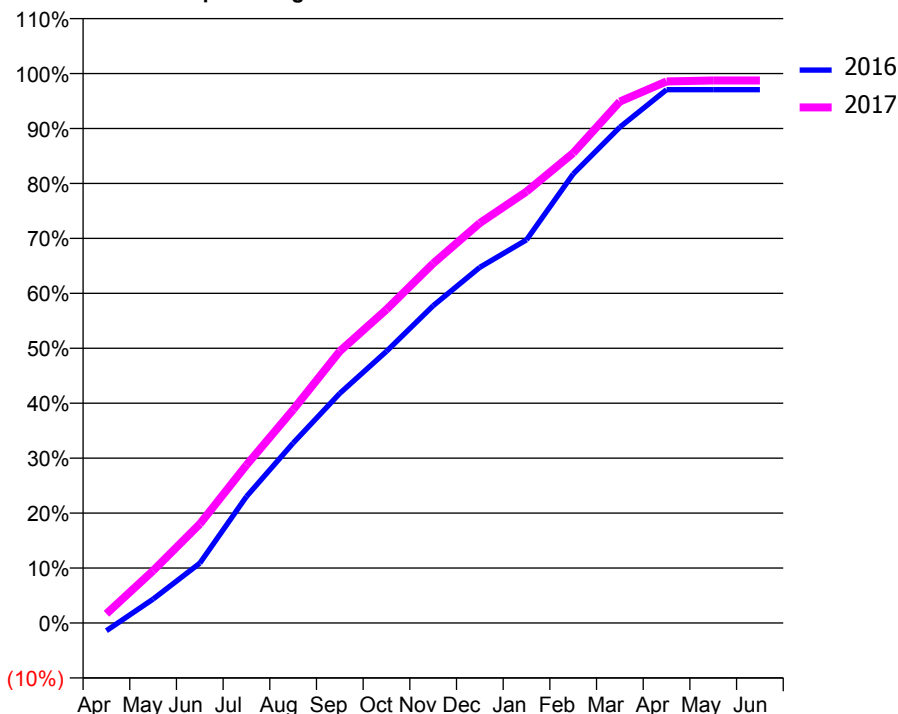
### ACCESS\*

Patients seen in 24 months	Total	Change since previous quarter
Quarter ending March 2016	11,405	
Quarter ending June 2016	11,526	→
Quarter ending September 2016	11,913	↑
Quarter ending December 2016	11,947	→
Quarter ending March 2017	11,887	→
<b>Variance since March 2016</b>	<b>4.2%</b>	<b>↑</b>



### ACTIVITY

Cumulative percentage of contracted UDA delivered 2016 & 2017



Adjusted Scheduled Activity (UDA)

Month	2016	2017
April	-641	762
May	1,962	4,290
June	4,896	8,115
July	10,367	12,947
August	14,747	17,477
September	18,820	22,276
October	22,266	25,694
November	25,999	29,470
December	29,155	32,776
January	31,400	35,357
February	36,798	38,518
March	40,633	42,730
April	43,704	44,383
May	43,707	44,456
June	43,711	44,456

### QUALITY

	Quantity	Base Number	Contract	AT	Region	England
% of FP17s for the same patient ID Re-attending within 3 months - Children	181	3,775	4.8%	10.0%	12.0%	12.3%
% of FP17s for the same patient ID Re-attending within 3 months - Adults	893	9,581	9.3%	15.4%	16.0%	16.7%
% of FP17s for the same patient ID Re-attending between 3 & 9 months - Children	1,646	3,775	43.6%	51.1%	58.8%	57.6%
% of FP17s for the same patient ID Re-attending between 3 & 9 months - Adults	3,268	9,581	34.1%	46.4%	51.2%	50.1%
% of FP17s for Band 1 Urgent Courses	1,429	12,956	11.0%	8.1%	8.0%	9.1%
% of FP17s Relating to Free Repair or Replacements	140	12,956	1.1%	0.7%	0.8%	0.8%
% of FP17s Relating to Continuations	66	12,956	0.5%	0.9%	1.2%	1.2%
% of Patients satisfied with the dentistry they have received	21	22	95.5%	92.1%	92.7%	92.8%
% of Patients satisfied with the time they had to wait for an appointment	21	22	95.5%	90.3%	89.1%	88.7%

\* This is based on patients treated on this contract for their most recent course of treatment. Figures in italics indicate the base number of FP17s or Patient Questionnaire responses are less than 100. N/A is shown where the base number of responses is less than 10 during the period. % is calculated as Quantity/Base number\*100

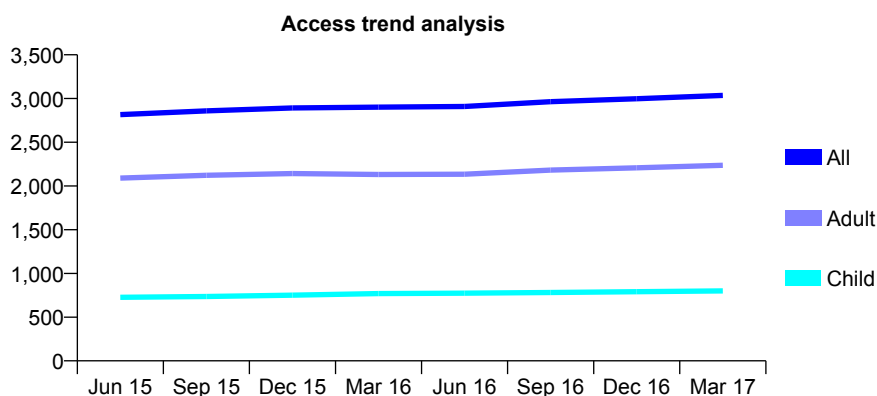
## Q54 - Vital Signs At a Glance Contract Report for 638633/0002 - Year end March 2017

Name or company name	Balbir S Bhandal, Amrik S Bhandal & Baljit
Contract type name	GDS Contract
Purpose of contract	General
Contract start date	01/04/2006
Contract end date	

16/17 Contracted general activity (UDA)	9,867
Carry forward general activity (UDA)	353
16/17 Contracted orthodontic activity (UOA)	0
Carry forward orthodontic activity (UOA)	0
Baseline contract value	£218,096.20

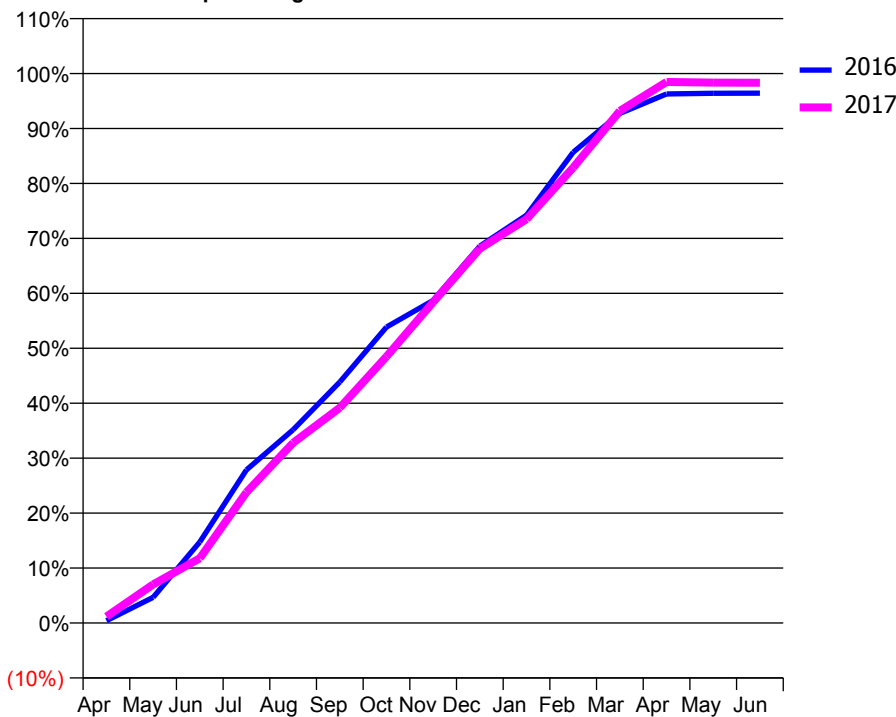
### ACCESS\*

Patients seen in 24 months	Total	Change since previous quarter
Quarter ending March 2016	2,901	
Quarter ending June 2016	2,909	→
Quarter ending September 2016	2,964	→
Quarter ending December 2016	2,998	→
Quarter ending March 2017	3,036	→
<b>Variance since March 2016</b>	<b>4.7%</b>	<b>↑</b>



### ACTIVITY

Cumulative percentage of contracted UDA delivered 2016 & 2017



Month	Adjusted Scheduled Activity (UDA)	
	2016	2017
April	42	116
May	460	694
June	1,454	1,162
July	2,750	2,347
August	3,470	3,236
September	4,327	3,866
October	5,315	4,786
November	5,792	5,761
December	6,769	6,721
January	7,324	7,252
February	8,453	8,179
March	9,150	9,196
April	9,499	9,714
May	9,512	9,702
June	9,513	9,700

### QUALITY

	Quantity	Base Number	Contract	AT	Region	England
% of FP17s for the same patient ID Re-attending within 3 months - Children	18	884	2.0%	10.0%	12.0%	12.3%
% of FP17s for the same patient ID Re-attending within 3 months - Adults	147	2,491	5.9%	15.4%	16.0%	16.7%
% of FP17s for the same patient ID Re-attending between 3 & 9 months - Children	381	884	43.1%	51.1%	58.8%	57.6%
% of FP17s for the same patient ID Re-attending between 3 & 9 months - Adults	1,196	2,491	48.0%	46.4%	51.2%	50.1%
% of FP17s for Band 1 Urgent Courses	161	3,371	4.8%	8.1%	8.0%	9.1%
% of FP17s Relating to Free Repair or Replacements	35	3,371	1.0%	0.7%	0.8%	0.8%
% of FP17s Relating to Continuations	13	3,371	0.4%	0.9%	1.2%	1.2%
% of Patients satisfied with the dentistry they have received	6	6	N/A	92.1%	92.7%	92.8%
% of Patients satisfied with the time they had to wait for an appointment	6	6	N/A	90.3%	89.1%	88.7%

\* This is based on patients treated on this contract for their most recent course of treatment. Figures in italics indicate the base number of FP17s or Patient Questionnaire responses are less than 100. N/A is shown where the base number of responses is less than 10 during the period. % is calculated as Quantity/Base number\*100



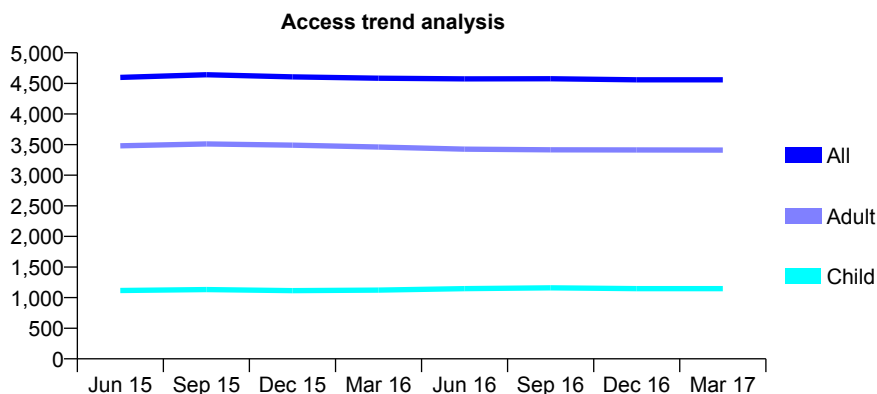
## Q54 - Vital Signs At a Glance Contract Report for 638633/0003 - Year end March 2017

Name or company name	Balbir S Bhandal, Amrik S Bhandal & Baljit
Contract type name	GDS Contract
Purpose of contract	General
Contract start date	01/04/2006
Contract end date	

16/17 Contracted general activity (UDA)	13,717
Carry forward general activity (UDA)	-175
16/17 Contracted orthodontic activity (UOA)	0
Carry forward orthodontic activity (UOA)	0
Baseline contract value	£340,613.89

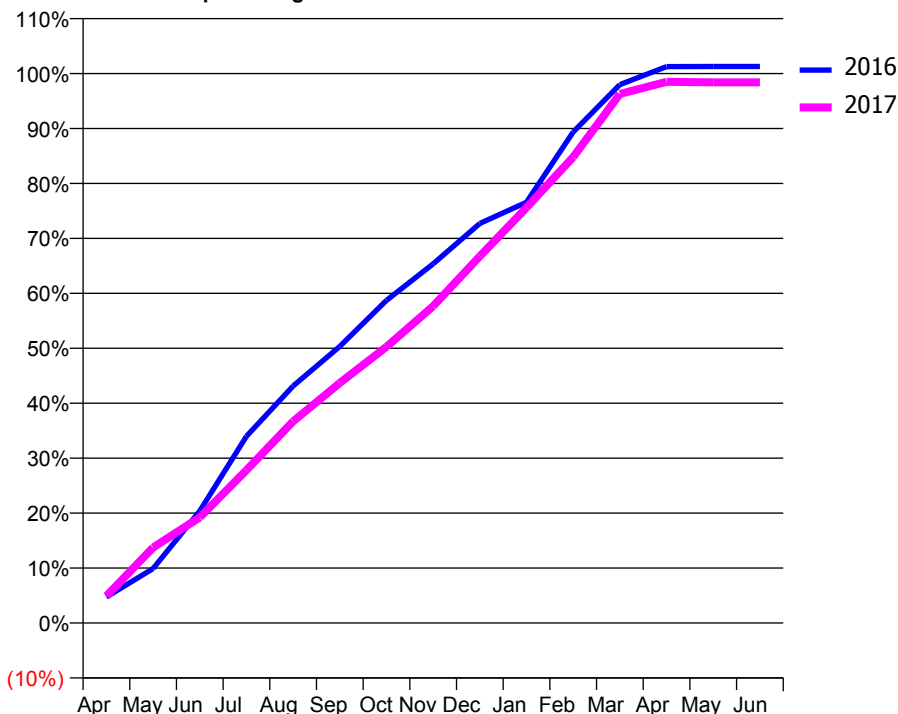
### ACCESS\*

Patients seen in 24 months	Total	Change since previous quarter
Quarter ending March 2016	4,585	
Quarter ending June 2016	4,575	→
Quarter ending September 2016	4,577	→
Quarter ending December 2016	4,559	→
Quarter ending March 2017	4,558	→
<b>Variance since March 2016</b>	<b>(0.6%)</b>	→



### ACTIVITY

Cumulative percentage of contracted UDA delivered 2016 & 2017



Adjusted Scheduled Activity (UDA)

Month	2016	2017
April	651	672
May	1,358	1,884
June	2,797	2,638
July	4,660	3,818
August	5,917	5,034
September	6,906	5,994
October	8,054	6,894
November	8,967	7,909
December	9,975	9,155
January	10,503	10,370
February	12,257	11,632
March	13,439	13,207
April	13,890	13,509
May	13,892	13,497
June	13,892	13,497

### QUALITY

	Quantity	Base Number	Contract	AT	Region	England
% of FP17s for the same patient ID Re-attending within 3 months - Children	41	1,435	2.9%	10.0%	12.0%	12.3%
% of FP17s for the same patient ID Re-attending within 3 months - Adults	311	3,946	7.9%	15.4%	16.0%	16.7%
% of FP17s for the same patient ID Re-attending between 3 & 9 months - Children	608	1,435	42.4%	51.1%	58.8%	57.6%
% of FP17s for the same patient ID Re-attending between 3 & 9 months - Adults	1,670	3,946	42.3%	46.4%	51.2%	50.1%
% of FP17s for Band 1 Urgent Courses	215	5,258	4.1%	8.1%	8.0%	9.1%
% of FP17s Relating to Free Repair or Replacements	54	5,258	1.0%	0.7%	0.8%	0.8%
% of FP17s Relating to Continuations	37	5,258	0.7%	0.9%	1.2%	1.2%
% of Patients satisfied with the dentistry they have received	6	6	N/A	92.1%	92.7%	92.8%
% of Patients satisfied with the time they had to wait for an appointment	5	6	N/A	90.3%	89.1%	88.7%

\* This is based on patients treated on this contract for their most recent course of treatment. Figures in italics indicate the base number of FP17s or Patient Questionnaire responses are less than 100. N/A is shown where the base number of responses is less than 10 during the period. % is calculated as Quantity/Base number\*100

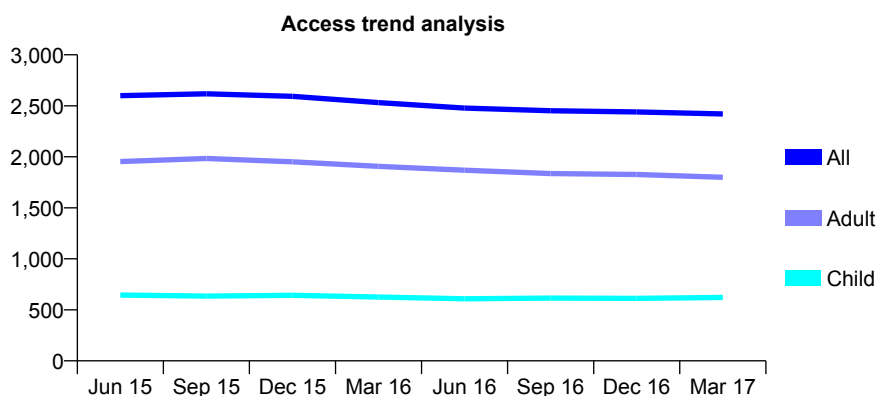
## Q54 - Vital Signs At a Glance Contract Report for 638633/0004 - Year end March 2017

Name or company name	Balbir S Bhandal, Amrik S Bhandal & Baljit
Contract type name	GDS Contract
Purpose of contract	General
Contract start date	01/04/2006
Contract end date	

16/17 Contracted general activity (UDA)	7,522
Carry forward general activity (UDA)	-104
16/17 Contracted orthodontic activity (UOA)	0
Carry forward orthodontic activity (UOA)	0
Baseline contract value	£186,725.73

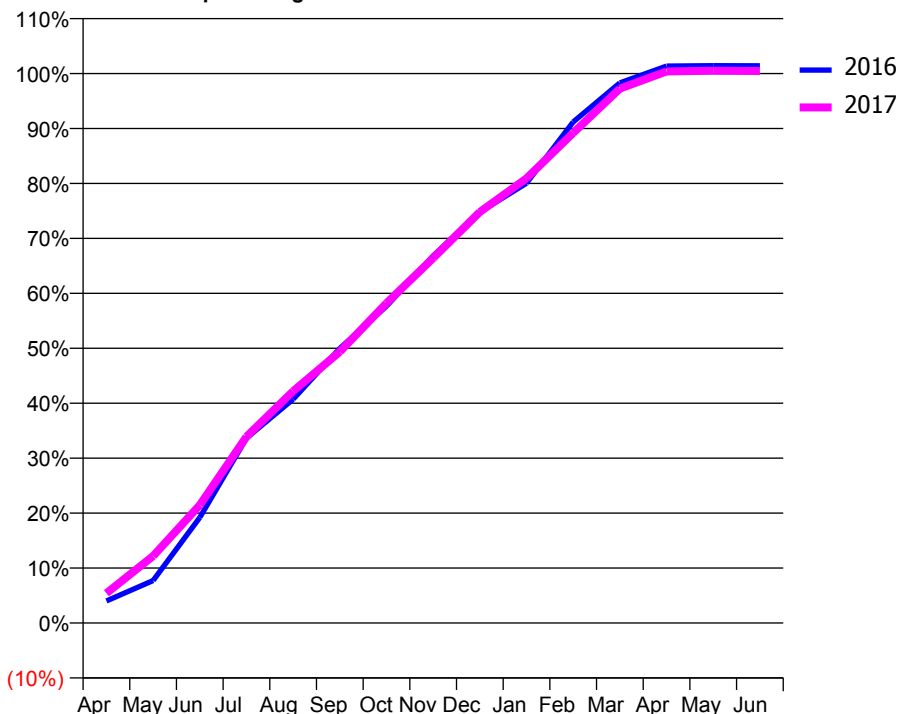
### ACCESS\*

Patients seen in 24 months	Total	Change since previous quarter
Quarter ending March 2016	2,531	
Quarter ending June 2016	2,478	↓
Quarter ending September 2016	2,451	↓
Quarter ending December 2016	2,440	→
Quarter ending March 2017	2,420	→
<b>Variance since March 2016</b>	<b>(4.4%)</b>	<b>↓</b>



### ACTIVITY

Cumulative percentage of contracted UDA delivered 2016 & 2017



Adjusted Scheduled Activity (UDA)

Month	2016	2017
April	302	408
May	581	918
June	1,445	1,614
July	2,530	2,551
August	3,064	3,174
September	3,760	3,714
October	4,337	4,379
November	5,026	4,994
December	5,625	5,626
January	6,022	6,087
February	6,859	6,709
March	7,394	7,316
April	7,624	7,550
May	7,628	7,559
June	7,626	7,557

### QUALITY

	Quantity	Base Number	Contract	AT	Region	England
% of FP17s for the same patient ID Re-attending within 3 months - Children	35	783	4.5%	10.0%	12.0%	12.3%
% of FP17s for the same patient ID Re-attending within 3 months - Adults	167	1,995	8.4%	15.4%	16.0%	16.7%
% of FP17s for the same patient ID Re-attending between 3 & 9 months - Children	340	783	43.4%	51.1%	58.8%	57.6%
% of FP17s for the same patient ID Re-attending between 3 & 9 months - Adults	750	1,995	37.6%	46.4%	51.2%	50.1%
% of FP17s for Band 1 Urgent Courses	179	2,795	6.4%	8.1%	8.0%	9.1%
% of FP17s Relating to Free Repair or Replacements	24	2,795	0.9%	0.7%	0.8%	0.8%
% of FP17s Relating to Continuations	16	2,795	0.6%	0.9%	1.2%	1.2%
% of Patients satisfied with the dentistry they have received	1	1	N/A	92.1%	92.7%	92.8%
% of Patients satisfied with the time they had to wait for an appointment	1	1	N/A	90.3%	89.1%	88.7%

\* This is based on patients treated on this contract for their most recent course of treatment. Figures in italics indicate the base number of FP17s or Patient Questionnaire responses are less than 100. N/A is shown where the base number of responses is less than 10 during the period. % is calculated as Quantity/Base number\*100

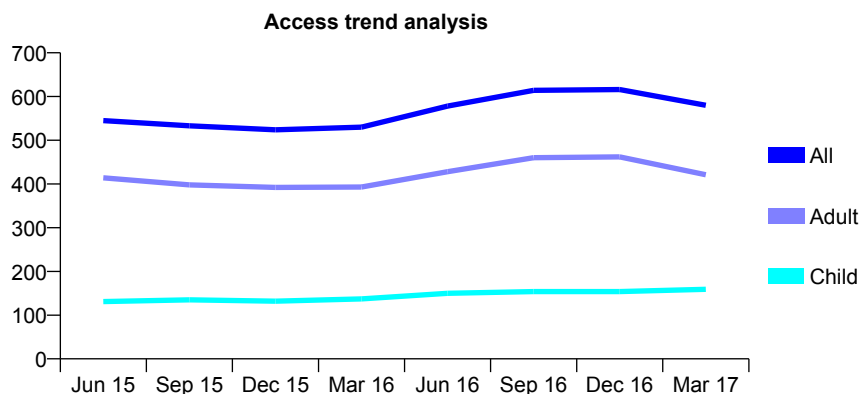
## Q54 - Vital Signs At a Glance Contract Report for 638633/0005 - Year end March 2017

Name or company name	Balbir S Bhandal, Amrik S Bhandal & Baljit
Contract type name	GDS Contract
Purpose of contract	General and Orthodontic
Contract start date	01/04/2006
Contract end date	

16/17 Contracted general activity (UDA)	2,045
Carry forward general activity (UDA)	71
16/17 Contracted orthodontic activity (UOA)	450
Carry forward orthodontic activity (UOA)	0
Baseline contract value	£74,193.80

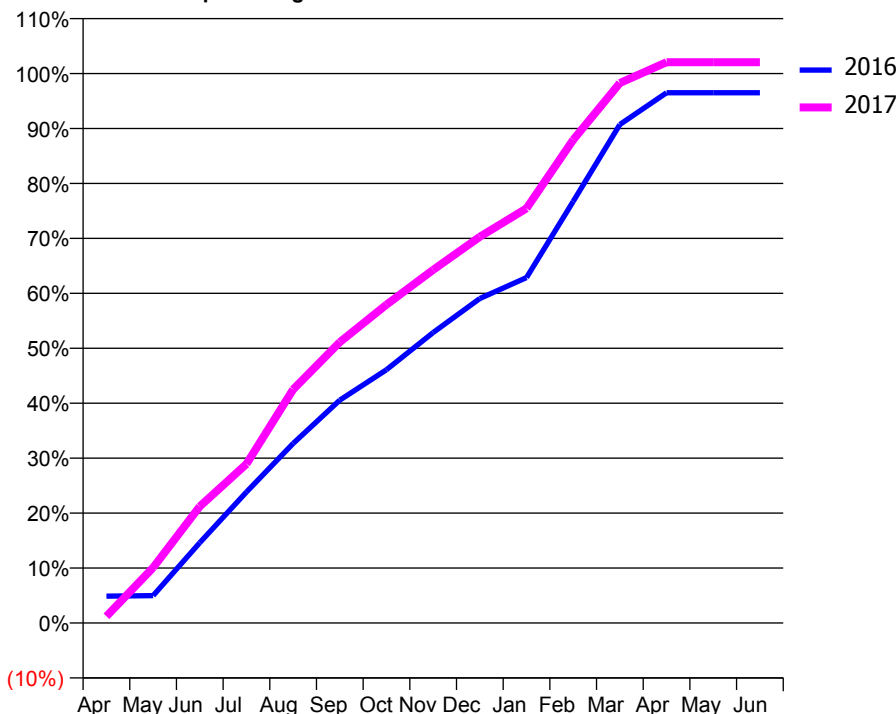
### ACCESS\*

Patients seen in 24 months	Total	Change since previous quarter
Quarter ending March 2016	530	
Quarter ending June 2016	578	↑
Quarter ending September 2016	614	↑
Quarter ending December 2016	616	→
Quarter ending March 2017	580	↓
<b>Variance since March 2016</b>	<b>9.4%</b>	<b>↑</b>



### ACTIVITY

Cumulative percentage of contracted UDA delivered 2016 & 2017



Month	Adjusted Scheduled Activity (UDA)	
	2016	2017
April	100	25
May	102	206
June	299	434
July	488	592
August	668	869
September	829	1,045
October	943	1,185
November	1,081	1,314
December	1,208	1,438
January	1,286	1,543
February	1,569	1,798
March	1,855	2,010
April	1,973	2,087
May	1,973	2,087
June	1,973	2,087

### QUALITY

	Quantity	Base Number	Contract	AT	Region	England
% of FP17s for the same patient ID Re-attending within 3 months - Children	34	305	11.1%	10.0%	12.0%	12.3%
% of FP17s for the same patient ID Re-attending within 3 months - Adults	47	633	7.4%	15.4%	16.0%	16.7%
% of FP17s for the same patient ID Re-attending between 3 & 9 months - Children	117	305	38.4%	51.1%	58.8%	57.6%
% of FP17s for the same patient ID Re-attending between 3 & 9 months - Adults	318	633	50.2%	46.4%	51.2%	50.1%
% of FP17s for Band 1 Urgent Courses	89	860	10.3%	8.1%	8.0%	9.1%
% of FP17s Relating to Free Repair or Replacements	1	860	0.1%	0.7%	0.8%	0.8%
% of FP17s Relating to Continuations	6	860	0.7%	0.9%	1.2%	1.2%
% of Patients satisfied with the dentistry they have received	0	0	N/A	92.1%	92.7%	92.8%
% of Patients satisfied with the time they had to wait for an appointment	0	0	N/A	90.3%	89.1%	88.7%

\* This is based on patients treated on this contract for their most recent course of treatment. Figures in italics indicate the base number of FP17s or Patient Questionnaire responses are less than 100. N/A is shown where the base number of responses is less than 10 during the period. % is calculated as Quantity/Base number\*100

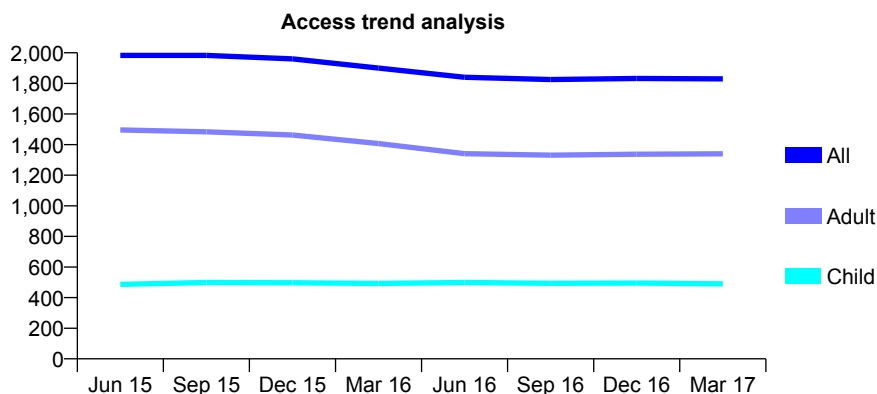
## Q54 - Vital Signs At a Glance Contract Report for 638633/0006 - Year end March 2017

Name or company name	Balbir S Bhandal, Amrik S Bhandal & Baljit
Contract type name	GDS Contract
Purpose of contract	General
Contract start date	01/04/2006
Contract end date	

16/17 Contracted general activity (UDA)	6,103
Carry forward general activity (UDA)	83
16/17 Contracted orthodontic activity (UOA)	0
Carry forward orthodontic activity (UOA)	0
Baseline contract value	£131,894.25

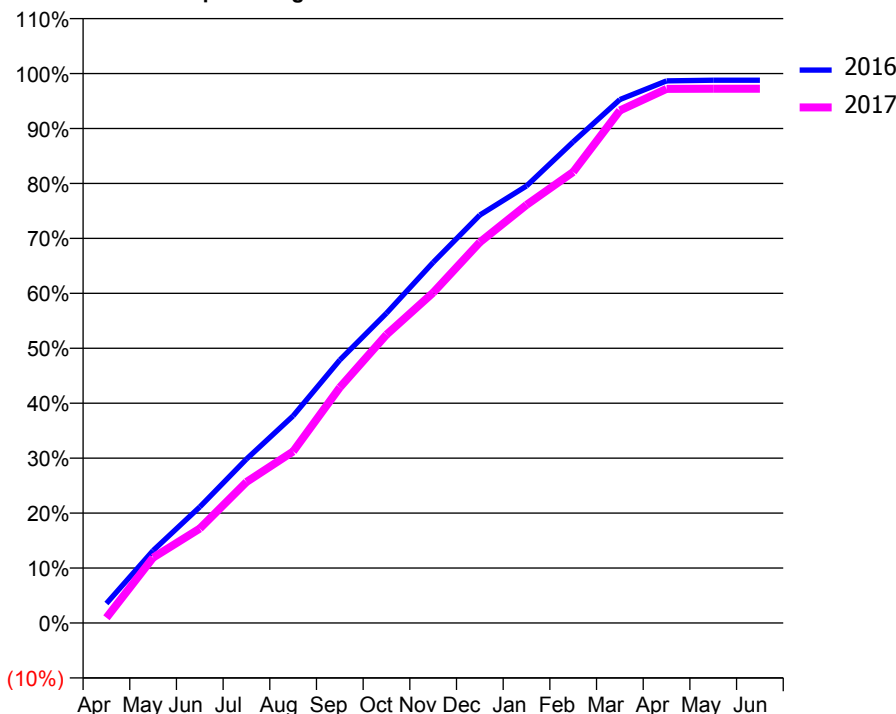
### ACCESS\*

Patients seen in 24 months	Total	Change since previous quarter
Quarter ending March 2016	1,900	
Quarter ending June 2016	1,840	↓
Quarter ending September 2016	1,825	→
Quarter ending December 2016	1,832	→
Quarter ending March 2017	1,830	→
<b>Variance since March 2016</b>	<b>(3.7%)</b>	<b>↓</b>



### ACTIVITY

Cumulative percentage of contracted UDA delivered 2016 & 2017



Adjusted Scheduled Activity (UDA)

Month	2016	2017
April	217	59
May	806	727
June	1,289	1,050
July	1,821	1,566
August	2,301	1,905
September	2,922	2,616
October	3,442	3,202
November	4,005	3,669
December	4,531	4,228
January	4,854	4,644
February	5,344	5,009
March	5,814	5,693
April	6,021	5,933
May	6,028	5,934
June	6,028	5,934

### QUALITY

	Quantity	Base Number	Contract	AT	Region	England
% of FP17s for the same patient ID Re-attending within 3 months - Children	6	621	1.0%	10.0%	12.0%	12.3%
% of FP17s for the same patient ID Re-attending within 3 months - Adults	71	1,500	4.7%	15.4%	16.0%	16.7%
% of FP17s for the same patient ID Re-attending between 3 & 9 months - Children	267	621	43.0%	51.1%	58.8%	57.6%
% of FP17s for the same patient ID Re-attending between 3 & 9 months - Adults	568	1,500	37.9%	46.4%	51.2%	50.1%
% of FP17s for Band 1 Urgent Courses	63	2,118	3.0%	8.1%	8.0%	9.1%
% of FP17s Relating to Free Repair or Replacements	21	2,118	1.0%	0.7%	0.8%	0.8%
% of FP17s Relating to Continuations	7	2,118	0.3%	0.9%	1.2%	1.2%
% of Patients satisfied with the dentistry they have received	1	1	N/A	92.1%	92.7%	92.8%
% of Patients satisfied with the time they had to wait for an appointment	1	1	N/A	90.3%	89.1%	88.7%

\* This is based on patients treated on this contract for their most recent course of treatment. Figures in italics indicate the base number of FP17s or Patient Questionnaire responses are less than 100. N/A is shown where the base number of responses is less than 10 during the period. % is calculated as Quantity/Base number\*100

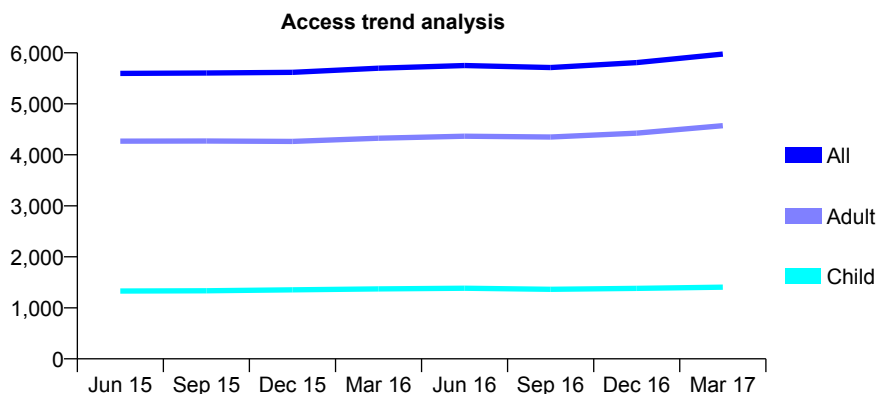
## Q54 - Vital Signs At a Glance Contract Report for 638633/0007 - Year end March 2017

Name or company name	Balbir S Bhandal, Amrik S Bhandal & Baljit
Contract type name	GDS Contract
Purpose of contract	General
Contract start date	01/04/2006
Contract end date	

16/17 Contracted general activity (UDA)	19,396
Carry forward general activity (UDA)	616
16/17 Contracted orthodontic activity (UOA)	0
Carry forward orthodontic activity (UOA)	0
Baseline contract value	£444,833.10

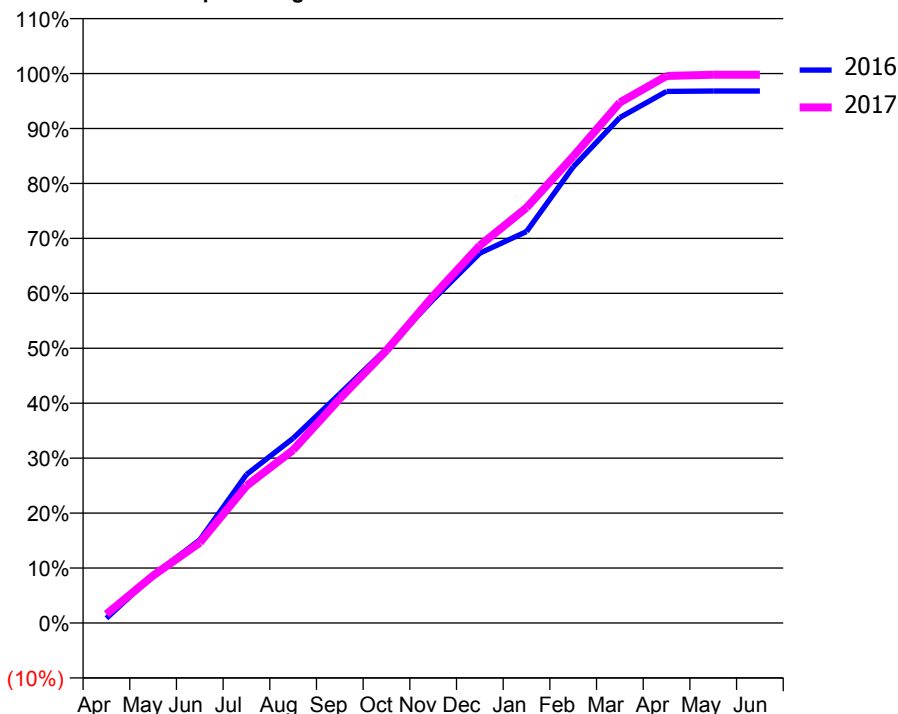
### ACCESS\*

Patients seen in 24 months	Total	Change since previous quarter
Quarter ending March 2016	5,697	
Quarter ending June 2016	5,750	→
Quarter ending September 2016	5,711	→
Quarter ending December 2016	5,807	→
Quarter ending March 2017	5,974	↑
<b>Variance since March 2016</b>	<b>4.9%</b>	<b>↑</b>



### ACTIVITY

Cumulative percentage of contracted UDA delivered 2016 & 2017



Month	Adjusted Scheduled Activity (UDA)	
	2016	2017
April	168	315
May	1,687	1,672
June	2,932	2,838
July	5,242	4,840
August	6,519	6,108
September	8,095	7,920
October	9,677	9,625
November	11,415	11,542
December	13,056	13,329
January	13,815	14,657
February	16,101	16,473
March	17,843	18,373
April	18,764	19,312
May	18,778	19,354
June	18,779	19,354

### QUALITY

	Quantity	Base Number	Contract	AT	Region	England
% of FP17s for the same patient ID Re-attending within 3 months - Children	92	1,833	5.0%	10.0%	12.0%	12.3%
% of FP17s for the same patient ID Re-attending within 3 months - Adults	655	5,552	11.8%	15.4%	16.0%	16.7%
% of FP17s for the same patient ID Re-attending between 3 & 9 months - Children	1,002	1,833	54.7%	51.1%	58.8%	57.6%
% of FP17s for the same patient ID Re-attending between 3 & 9 months - Adults	2,585	5,552	46.6%	46.4%	51.2%	50.1%
% of FP17s for Band 1 Urgent Courses	436	7,403	5.9%	8.1%	8.0%	9.1%
% of FP17s Relating to Free Repair or Replacements	66	7,403	0.9%	0.7%	0.8%	0.8%
% of FP17s Relating to Continuations	52	7,403	0.7%	0.9%	1.2%	1.2%
% of Patients satisfied with the dentistry they have received	4	4	N/A	92.1%	92.7%	92.8%
% of Patients satisfied with the time they had to wait for an appointment	4	4	N/A	90.3%	89.1%	88.7%

\* This is based on patients treated on this contract for their most recent course of treatment. Figures in italics indicate the base number of FP17s or Patient Questionnaire responses are less than 100. N/A is shown where the base number of responses is less than 10 during the period. % is calculated as Quantity/Base number\*100

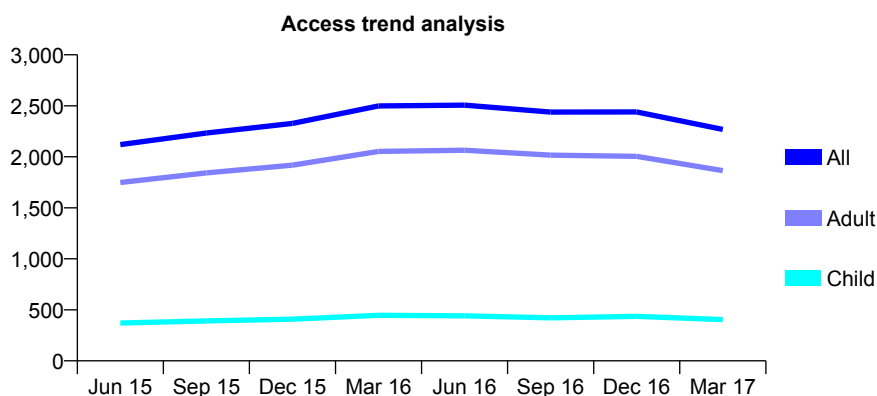
## Q54 - Vital Signs At a Glance Contract Report for 638633/0008 - Year end March 2017

Name or company name	Balbir S Bhandal, Amrik S Bhandal & Baljit
Contract type name	GDS Contract
Purpose of contract	General
Contract start date	01/04/2006
Contract end date	

16/17 Contracted general activity (UDA)	9,466
Carry forward general activity (UDA)	-22
16/17 Contracted orthodontic activity (UOA)	0
Carry forward orthodontic activity (UOA)	0
Baseline contract value	£227,489.23

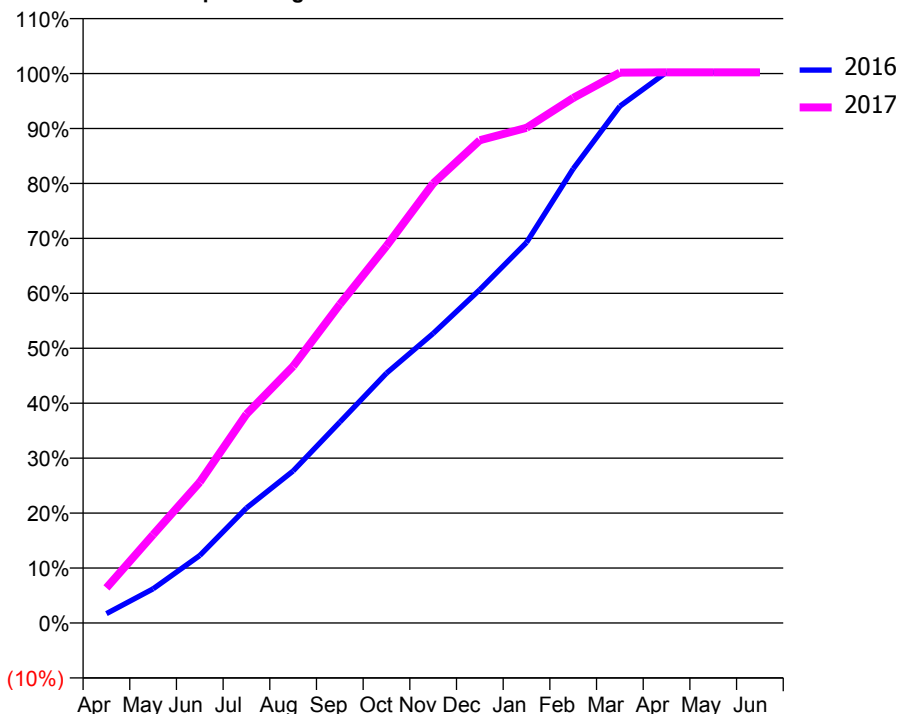
### ACCESS\*

Patients seen in 24 months	Total	Change since previous quarter
Quarter ending March 2016	2,499	
Quarter ending June 2016	2,506	→
Quarter ending September 2016	2,438	↓
Quarter ending December 2016	2,440	→
Quarter ending March 2017	2,269	↓
<b>Variance since March 2016</b>	<b>(9.2%)</b>	<b>↓</b>



### ACTIVITY

Cumulative percentage of contracted UDA delivered 2016 & 2017



Month	Adjusted Scheduled Activity (UDA)	
	2016	2017
April	162	606
May	589	1,522
June	1,164	2,427
July	1,980	3,598
August	2,620	4,422
September	3,461	5,489
October	4,303	6,495
November	4,989	7,573
December	5,744	8,316
January	6,555	8,529
February	7,826	9,044
March	8,902	9,482
April	9,488	9,486
May	9,488	9,486
June	9,488	9,486

### QUALITY

	Quantity	Base Number	Contract	AT	Region	England
% of FP17s for the same patient ID Re-attending within 3 months - Children	7	421	1.7%	10.0%	12.0%	12.3%
% of FP17s for the same patient ID Re-attending within 3 months - Adults	137	1,760	7.8%	15.4%	16.0%	16.7%
% of FP17s for the same patient ID Re-attending between 3 & 9 months - Children	201	421	47.7%	51.1%	58.8%	57.6%
% of FP17s for the same patient ID Re-attending between 3 & 9 months - Adults	708	1,760	40.2%	46.4%	51.2%	50.1%
% of FP17s for Band 1 Urgent Courses	119	2,050	5.8%	8.1%	8.0%	9.1%
% of FP17s Relating to Free Repair or Replacements	6	2,050	0.3%	0.7%	0.8%	0.8%
% of FP17s Relating to Continuations	12	2,050	0.6%	0.9%	1.2%	1.2%
% of Patients satisfied with the dentistry they have received	5	6	N/A	92.1%	92.7%	92.8%
% of Patients satisfied with the time they had to wait for an appointment	5	6	N/A	90.3%	89.1%	88.7%

\* This is based on patients treated on this contract for their most recent course of treatment. Figures in italics indicate the base number of FP17s or Patient Questionnaire responses are less than 100. N/A is shown where the base number of responses is less than 10 during the period. % is calculated as Quantity/Base number\*100

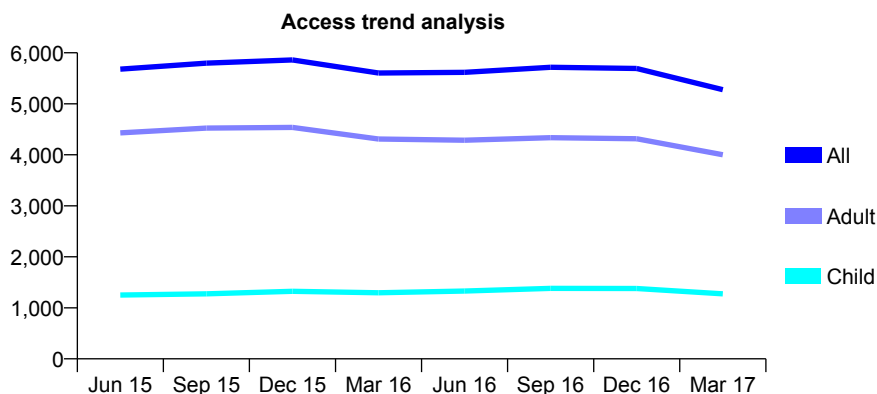
## Q54 - Vital Signs At a Glance Contract Report for 638633/0009 - Year end March 2017

Name or company name	Balbir S Bhandal, Amrik S Bhandal & Baljit
Contract type name	GDS Contract
Purpose of contract	General
Contract start date	01/04/2006
Contract end date	

16/17 Contracted general activity (UDA)	18,695
Carry forward general activity (UDA)	200
16/17 Contracted orthodontic activity (UOA)	0
Carry forward orthodontic activity (UOA)	0
Baseline contract value	£430,993.09

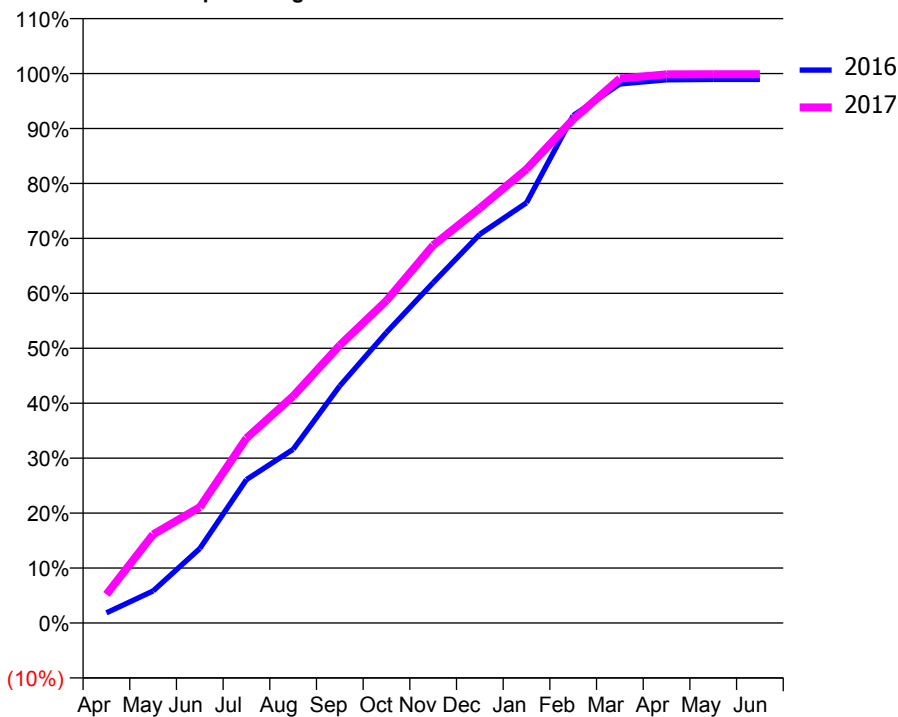
### ACCESS\*

Patients seen in 24 months	Total	Change since previous quarter
Quarter ending March 2016	5,604	
Quarter ending June 2016	5,617	→
Quarter ending September 2016	5,717	→
Quarter ending December 2016	5,693	→
Quarter ending March 2017	5,276	↓
<b>Variance since March 2016</b>	<b>(5.9%)</b>	<b>↓</b>



### ACTIVITY

Cumulative percentage of contracted UDA delivered 2016 & 2017



Adjusted Scheduled Activity (UDA)

Month	2016	2017
April	345	975
May	1,093	3,016
June	2,536	3,941
July	4,880	6,289
August	5,909	7,720
September	8,069	9,450
October	9,889	10,967
November	11,580	12,851
December	13,225	14,116
January	14,299	15,440
February	17,266	17,136
March	18,342	18,526
April	18,478	18,665
May	18,494	18,672
June	18,494	18,672

### QUALITY

	Quantity	Base Number	Contract	AT	Region	England
% of FP17s for the same patient ID Re-attending within 3 months - Children	56	1,807	3.1%	10.0%	12.0%	12.3%
% of FP17s for the same patient ID Re-attending within 3 months - Adults	544	5,141	10.6%	15.4%	16.0%	16.7%
% of FP17s for the same patient ID Re-attending between 3 & 9 months - Children	966	1,807	53.5%	51.1%	58.8%	57.6%
% of FP17s for the same patient ID Re-attending between 3 & 9 months - Adults	2,453	5,141	47.7%	46.4%	51.2%	50.1%
% of FP17s for Band 1 Urgent Courses	441	6,917	6.4%	8.1%	8.0%	9.1%
% of FP17s Relating to Free Repair or Replacements	70	6,917	1.0%	0.7%	0.8%	0.8%
% of FP17s Relating to Continuations	30	6,917	0.4%	0.9%	1.2%	1.2%
% of Patients satisfied with the dentistry they have received	13	13	100.0%	92.1%	92.7%	92.8%
% of Patients satisfied with the time they had to wait for an appointment	13	13	100.0%	90.3%	89.1%	88.7%

\* This is based on patients treated on this contract for their most recent course of treatment. Figures in italics indicate the base number of FP17s or Patient Questionnaire responses are less than 100. N/A is shown where the base number of responses is less than 10 during the period. % is calculated as Quantity/Base number\*100



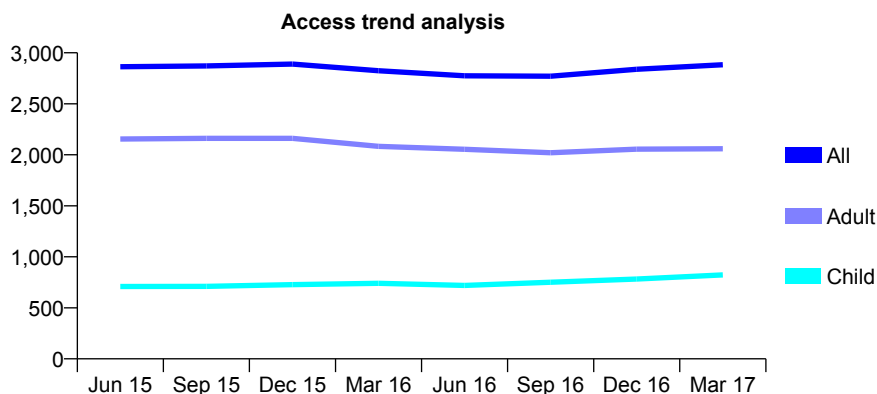
## Q54 - Vital Signs At a Glance Contract Report for 638633/0010 - Year end March 2017

Name or company name	Balbir S Bhandal, Amrik S Bhandal & Baljit
Contract type name	GDS Contract
Purpose of contract	General
Contract start date	01/04/2006
Contract end date	

16/17 Contracted general activity (UDA)	11,660
Carry forward general activity (UDA)	300
16/17 Contracted orthodontic activity (UOA)	0
Carry forward orthodontic activity (UOA)	0
Baseline contract value	£298,784.39

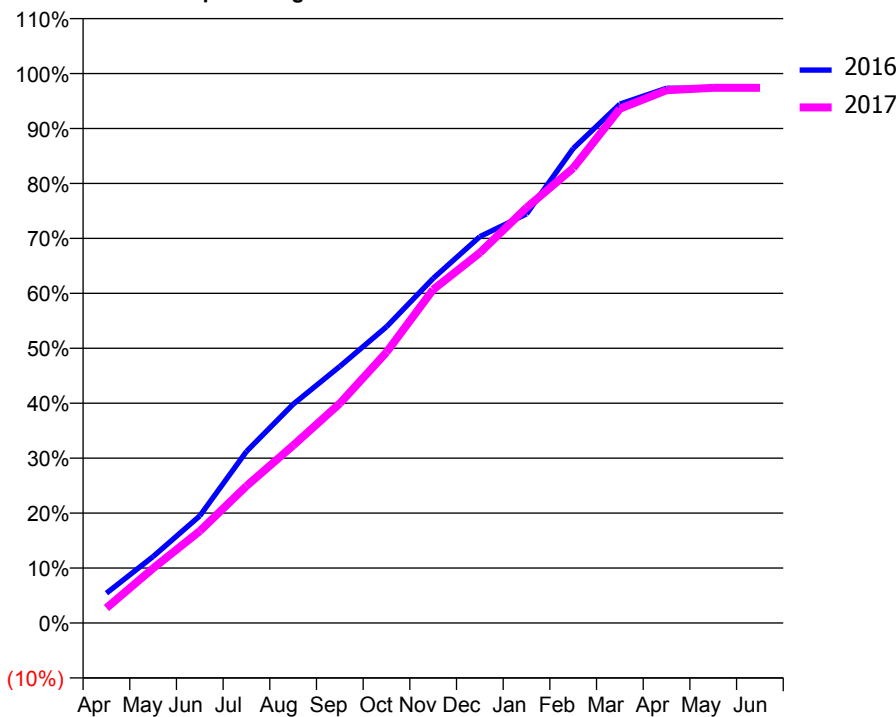
### ACCESS\*

Patients seen in 24 months	Total	Change since previous quarter
Quarter ending March 2016	2,824	
Quarter ending June 2016	2,774	↓
Quarter ending September 2016	2,771	→
Quarter ending December 2016	2,838	↑
Quarter ending March 2017	2,883	→
<b>Variance since March 2016</b>	<b>2.1%</b>	<b>↑</b>



### ACTIVITY

Cumulative percentage of contracted UDA delivered 2016 & 2017



Month	Adjusted Scheduled Activity (UDA)	
	2016	2017
April	634	319
May	1,410	1,161
June	2,273	1,952
July	3,641	2,908
August	4,643	3,768
September	5,446	4,658
October	6,286	5,745
November	7,313	7,074
December	8,197	7,857
January	8,679	8,813
February	10,069	9,652
March	11,012	10,912
April	11,348	11,306
May	11,348	11,357
June	11,360	11,358

### QUALITY

	Quantity	Base Number	Contract	AT	Region	England
% of FP17s for the same patient ID Re-attending within 3 months - Children	62	1,011	6.1%	10.0%	12.0%	12.3%
% of FP17s for the same patient ID Re-attending within 3 months - Adults	315	2,378	13.2%	15.4%	16.0%	16.7%
% of FP17s for the same patient ID Re-attending between 3 & 9 months - Children	419	1,011	41.4%	51.1%	58.8%	57.6%
% of FP17s for the same patient ID Re-attending between 3 & 9 months - Adults	895	2,378	37.6%	46.4%	51.2%	50.1%
% of FP17s for Band 1 Urgent Courses	162	3,431	4.7%	8.1%	8.0%	9.1%
% of FP17s Relating to Free Repair or Replacements	14	3,431	0.4%	0.7%	0.8%	0.8%
% of FP17s Relating to Continuations	46	3,431	1.3%	0.9%	1.2%	1.2%
% of Patients satisfied with the dentistry they have received	2	2	N/A	92.1%	92.7%	92.8%
% of Patients satisfied with the time they had to wait for an appointment	1	2	N/A	90.3%	89.1%	88.7%

\* This is based on patients treated on this contract for their most recent course of treatment. Figures in italics indicate the base number of FP17s or Patient Questionnaire responses are less than 100. N/A is shown where the base number of responses is less than 10 during the period. % is calculated as Quantity/Base number\*100

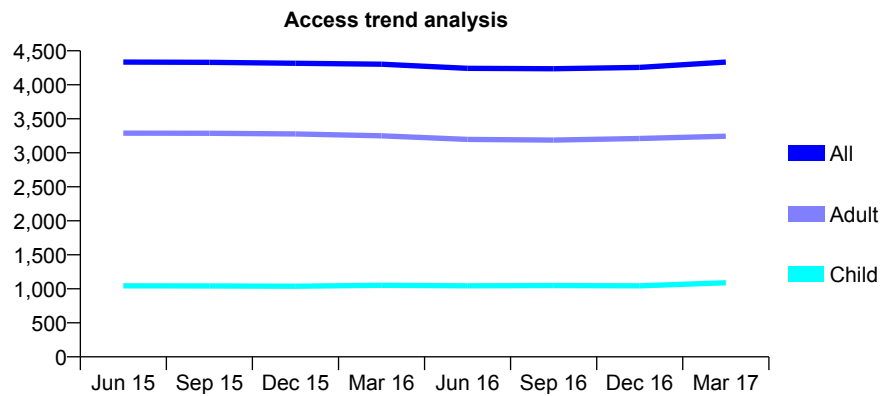
## Q54 - Vital Signs At a Glance Contract Report for 638633/0011 - Year end March 2017

Name or company name	Balbir S Bhandal, Amrik S Bhandal & Baljit
Contract type name	GDS Contract
Purpose of contract	General and Orthodontic
Contract start date	01/04/2006
Contract end date	

16/17 Contracted general activity (UDA)	13,730
Carry forward general activity (UDA)	350
16/17 Contracted orthodontic activity (UOA)	1,096
Carry forward orthodontic activity (UOA)	-5
Baseline contract value	£369,495.22

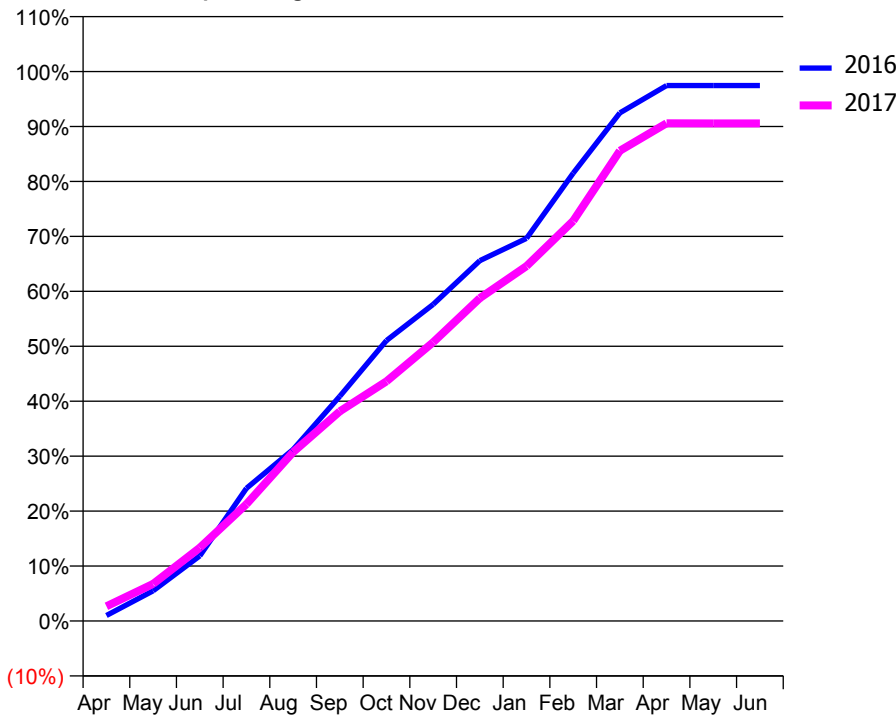
### ACCESS\*

Patients seen in 24 months	Total	Change since previous quarter
Quarter ending March 2016	4,302	
Quarter ending June 2016	4,243	↓
Quarter ending September 2016	4,236	→
Quarter ending December 2016	4,256	→
Quarter ending March 2017	4,334	→
<b>Variance since March 2016</b>	<b>0.7%</b>	<b>→</b>



### ACTIVITY

Cumulative percentage of contracted UDA delivered 2016 & 2017



Month	Adjusted Scheduled Activity (UDA)	
	2016	2017
April	138	368
May	753	929
June	1,627	1,830
July	3,315	2,921
August	4,287	4,221
September	5,617	5,238
October	7,009	5,991
November	7,911	6,966
December	9,003	8,067
January	9,562	8,867
February	11,189	9,997
March	12,695	11,749
April	13,378	12,435
May	13,379	12,434
June	13,379	12,434

### QUALITY

	Quantity	Base Number	Contract	AT	Region	England
% of FP17s for the same patient ID Re-attending within 3 months - Children	74	1,722	4.3%	10.0%	12.0%	12.3%
% of FP17s for the same patient ID Re-attending within 3 months - Adults	329	4,675	7.0%	15.4%	16.0%	16.7%
% of FP17s for the same patient ID Re-attending between 3 & 9 months - Children	1,148	1,722	66.7%	51.1%	58.8%	57.6%
% of FP17s for the same patient ID Re-attending between 3 & 9 months - Adults	2,959	4,675	63.3%	46.4%	51.2%	50.1%
% of FP17s for Band 1 Urgent Courses	206	6,256	3.3%	8.1%	8.0%	9.1%
% of FP17s Relating to Free Repair or Replacements	33	6,256	0.5%	0.7%	0.8%	0.8%
% of FP17s Relating to Continuations	14	6,256	0.2%	0.9%	1.2%	1.2%
% of Patients satisfied with the dentistry they have received	8	9	N/A	92.1%	92.7%	92.8%
% of Patients satisfied with the time they had to wait for an appointment	8	9	N/A	90.3%	89.1%	88.7%

\* This is based on patients treated on this contract for their most recent course of treatment. Figures in italics indicate the base number of FP17s or Patient Questionnaire responses are less than 100. N/A is shown where the base number of responses is less than 10 during the period. % is calculated as Quantity/Base number\*100

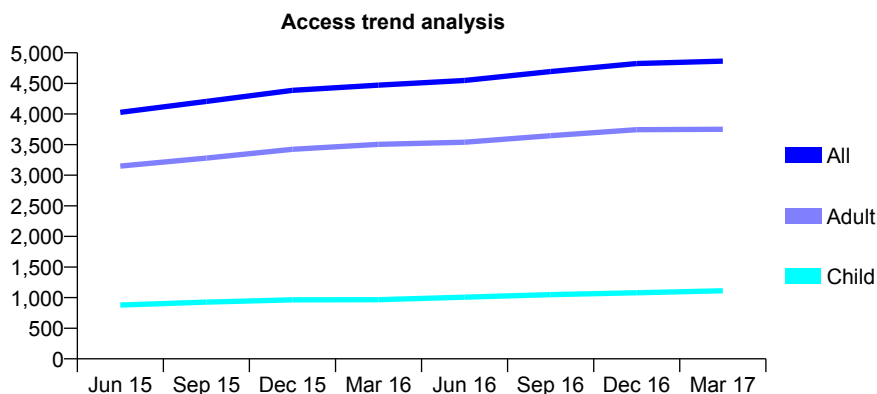
## Q54 - Vital Signs At a Glance Contract Report for 638633/0013 - Year end March 2017

Name or company name	Balbir S Bhandal, Amrik S Bhandal & Baljit
Contract type name	GDS Contract
Purpose of contract	General
Contract start date	01/04/2006
Contract end date	

16/17 Contracted general activity (UDA)	16,321
Carry forward general activity (UDA)	151
16/17 Contracted orthodontic activity (UOA)	0
Carry forward orthodontic activity (UOA)	0
Baseline contract value	£347,246.46

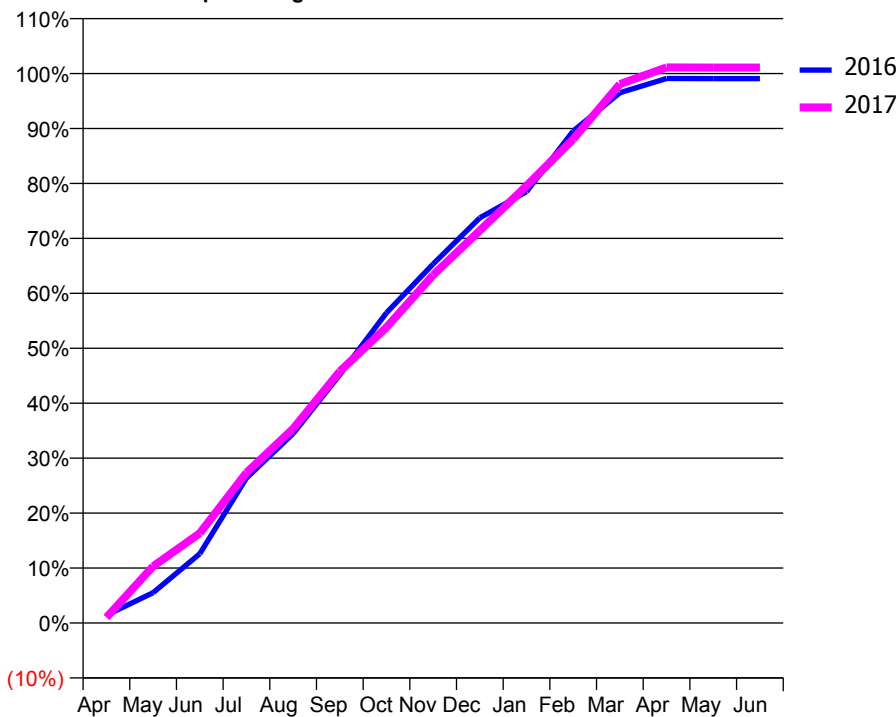
### ACCESS\*

Patients seen in 24 months	Total	Change since previous quarter
Quarter ending March 2016	4,471	
Quarter ending June 2016	4,548	→
Quarter ending September 2016	4,693	↑
Quarter ending December 2016	4,825	↑
Quarter ending March 2017	4,863	→
<b>Variance since March 2016</b>	<b>8.8%</b>	<b>↑</b>



### ACTIVITY

Cumulative percentage of contracted UDA delivered 2016 & 2017



Month	Adjusted Scheduled Activity (UDA)	
	2016	2017
April	233	165
May	899	1,684
June	2,057	2,666
July	4,309	4,465
August	5,627	5,772
September	7,376	7,475
October	9,213	8,782
November	10,665	10,334
December	12,034	11,657
January	12,811	12,986
February	14,611	14,372
March	15,749	16,007
April	16,172	16,501
May	16,169	16,498
June	16,169	16,498

### QUALITY

	Quantity	Base Number	Contract	AT	Region	England
% of FP17s for the same patient ID Re-attending within 3 months - Children	41	1,394	2.9%	10.0%	12.0%	12.3%
% of FP17s for the same patient ID Re-attending within 3 months - Adults	344	4,501	7.6%	15.4%	16.0%	16.7%
% of FP17s for the same patient ID Re-attending between 3 & 9 months - Children	695	1,394	49.9%	51.1%	58.8%	57.6%
% of FP17s for the same patient ID Re-attending between 3 & 9 months - Adults	2,232	4,501	49.6%	46.4%	51.2%	50.1%
% of FP17s for Band 1 Urgent Courses	192	5,885	3.3%	8.1%	8.0%	9.1%
% of FP17s Relating to Free Repair or Replacements	60	5,885	1.0%	0.7%	0.8%	0.8%
% of FP17s Relating to Continuations	16	5,885	0.3%	0.9%	1.2%	1.2%
% of Patients satisfied with the dentistry they have received	18	18	100.0%	92.1%	92.7%	92.8%
% of Patients satisfied with the time they had to wait for an appointment	18	18	100.0%	90.3%	89.1%	88.7%

\* This is based on patients treated on this contract for their most recent course of treatment. Figures in italics indicate the base number of FP17s or Patient Questionnaire responses are less than 100. N/A is shown where the base number of responses is less than 10 during the period. % is calculated as Quantity/Base number\*100

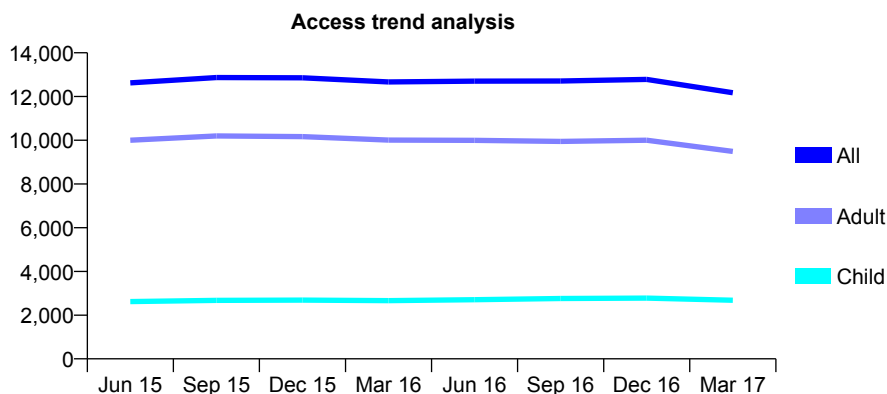
## Q54 - Vital Signs At a Glance Contract Report for 638633/0014 - Year end March 2017

Name or company name	Balbir S Bhandal, Amrik S Bhandal & Baljit
Contract type name	GDS Contract
Purpose of contract	General
Contract start date	01/04/2006
Contract end date	

16/17 Contracted general activity (UDA)	39,989
Carry forward general activity (UDA)	-746
16/17 Contracted orthodontic activity (UOA)	0
Carry forward orthodontic activity (UOA)	0
Baseline contract value	£934,240.25

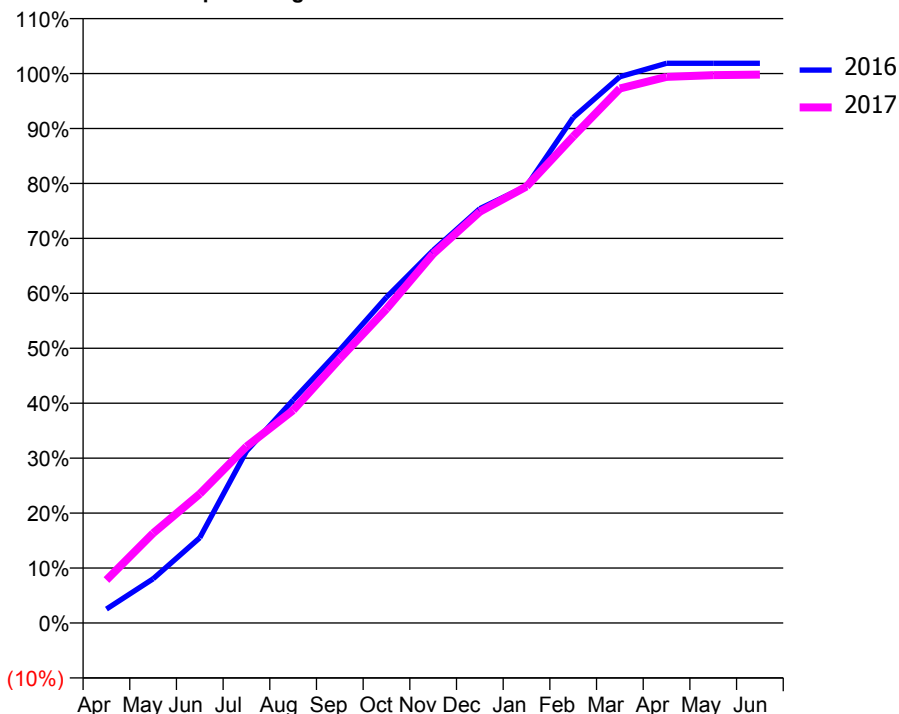
### ACCESS\*

Patients seen in 24 months	Total	Change since previous quarter
Quarter ending March 2016	12,668	
Quarter ending June 2016	12,701	→
Quarter ending September 2016	12,707	→
Quarter ending December 2016	12,782	→
Quarter ending March 2017	12,172	↓
<b>Variance since March 2016</b>	<b>(3.9%)</b>	<b>↓</b>



### ACTIVITY

Cumulative percentage of contracted UDA delivered 2016 & 2017



Month	Adjusted Scheduled Activity (UDA)	
	2016	2017
April	1,017	3,134
May	3,215	6,534
June	6,211	9,398
July	12,499	12,847
August	16,234	15,487
September	19,879	19,234
October	23,716	22,861
November	27,120	26,863
December	30,154	29,933
January	31,791	31,768
February	36,786	35,406
March	39,756	38,895
April	40,735	39,745
May	40,735	39,874
June	40,735	39,908

### QUALITY

	Quantity	Base Number	Contract	AT	Region	England
% of FP17s for the same patient ID Re-attending within 3 months - Children	177	3,326	5.3%	10.0%	12.0%	12.3%
% of FP17s for the same patient ID Re-attending within 3 months - Adults	1,366	11,013	12.4%	15.4%	16.0%	16.7%
% of FP17s for the same patient ID Re-attending between 3 & 9 months - Children	1,447	3,326	43.5%	51.1%	58.8%	57.6%
% of FP17s for the same patient ID Re-attending between 3 & 9 months - Adults	4,708	11,013	42.7%	46.4%	51.2%	50.1%
% of FP17s for Band 1 Urgent Courses	536	14,136	3.8%	8.1%	8.0%	9.1%
% of FP17s Relating to Free Repair or Replacements	56	14,136	0.4%	0.7%	0.8%	0.8%
% of FP17s Relating to Continuations	50	14,136	0.4%	0.9%	1.2%	1.2%
% of Patients satisfied with the dentistry they have received	9	9	N/A	92.1%	92.7%	92.8%
% of Patients satisfied with the time they had to wait for an appointment	9	9	N/A	90.3%	89.1%	88.7%

\* This is based on patients treated on this contract for their most recent course of treatment. Figures in italics indicate the base number of FP17s or Patient Questionnaire responses are less than 100. N/A is shown where the base number of responses is less than 10 during the period. % is calculated as Quantity/Base number\*100

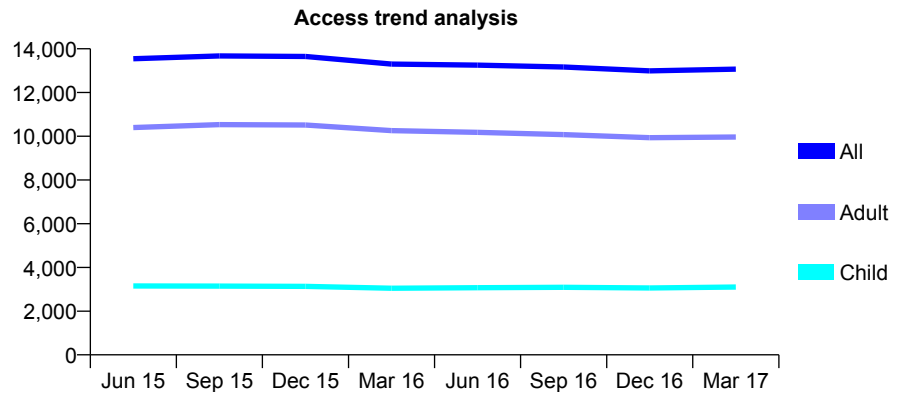
## Q54 - Vital Signs At a Glance Contract Report for 638633/0015 - Year end March 2017

Name or company name	Balbir S Bhandal, Amrik S Bhandal & Baljit
Contract type name	GDS Contract
Purpose of contract	General
Contract start date	01/04/2006
Contract end date	

16/17 Contracted general activity (UDA)	42,991
Carry forward general activity (UDA)	-414
16/17 Contracted orthodontic activity (UOA)	0
Carry forward orthodontic activity (UOA)	0
Baseline contract value	£989,834.49

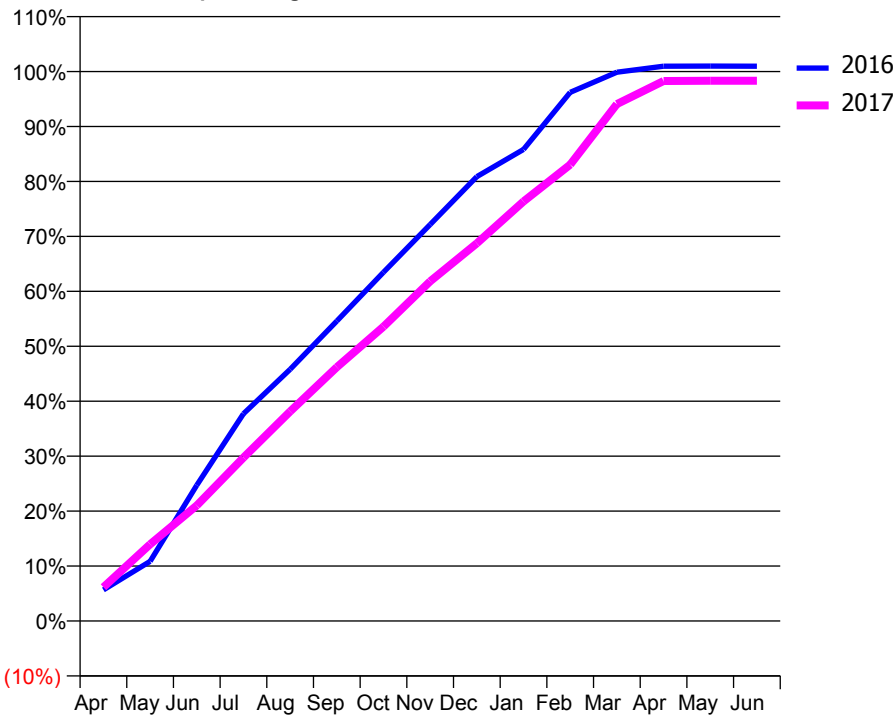
### ACCESS\*

Patients seen in 24 months	Total	Change since previous quarter
Quarter ending March 2016	13,303	
Quarter ending June 2016	13,252	→
Quarter ending September 2016	13,166	→
Quarter ending December 2016	12,991	↓
Quarter ending March 2017	13,068	→
<b>Variance since March 2016</b>	<b>(1.8%)</b>	<b>↓</b>



### ACTIVITY

Cumulative percentage of contracted UDA delivered 2016 & 2017



Month	Adjusted Scheduled Activity (UDA)	
	2016	2017
April	2,435	2,645
May	4,667	6,008
June	10,624	9,035
July	16,221	12,784
August	19,690	16,396
September	23,469	19,863
October	27,283	23,031
November	31,021	26,578
December	34,763	29,547
January	36,898	32,824
February	41,363	35,701
March	42,938	40,444
April	43,403	42,245
May	43,420	42,268
June	43,405	42,272

### QUALITY

	Quantity	Base Number	Contract	AT	Region	England
% of FP17s for the same patient ID Re-attending within 3 months - Children	189	3,931	4.8%	10.0%	12.0%	12.3%
% of FP17s for the same patient ID Re-attending within 3 months - Adults	1,559	12,285	12.7%	15.4%	16.0%	16.7%
% of FP17s for the same patient ID Re-attending between 3 & 9 months - Children	1,673	3,931	42.6%	51.1%	58.8%	57.6%
% of FP17s for the same patient ID Re-attending between 3 & 9 months - Adults	5,750	12,285	46.8%	46.4%	51.2%	50.1%
% of FP17s for Band 1 Urgent Courses	691	15,733	4.4%	8.1%	8.0%	9.1%
% of FP17s Relating to Free Repair or Replacements	224	15,733	1.4%	0.7%	0.8%	0.8%
% of FP17s Relating to Continuations	183	15,733	1.2%	0.9%	1.2%	1.2%
% of Patients satisfied with the dentistry they have received	21	22	95.5%	92.1%	92.7%	92.8%
% of Patients satisfied with the time they had to wait for an appointment	20	22	90.9%	90.3%	89.1%	88.7%

\* This is based on patients treated on this contract for their most recent course of treatment. Figures in italics indicate the base number of FP17s or Patient Questionnaire responses are less than 100. N/A is shown where the base number of responses is less than 10 during the period. % is calculated as Quantity/Base number\*100

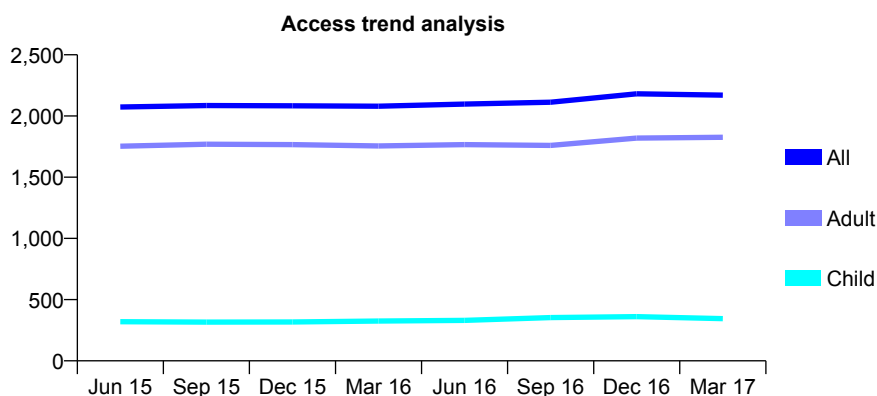
## Q54 - Vital Signs At a Glance Contract Report for 638633/0016 - Year end March 2017

Name or company name	Balbir S Bhandal, Amrik S Bhandal & Baljit
Contract type name	GDS Contract
Purpose of contract	General
Contract start date	01/04/2006
Contract end date	

16/17 Contracted general activity (UDA)	6,561
Carry forward general activity (UDA)	209
16/17 Contracted orthodontic activity (UOA)	0
Carry forward orthodontic activity (UOA)	0
Baseline contract value	£197,941.57

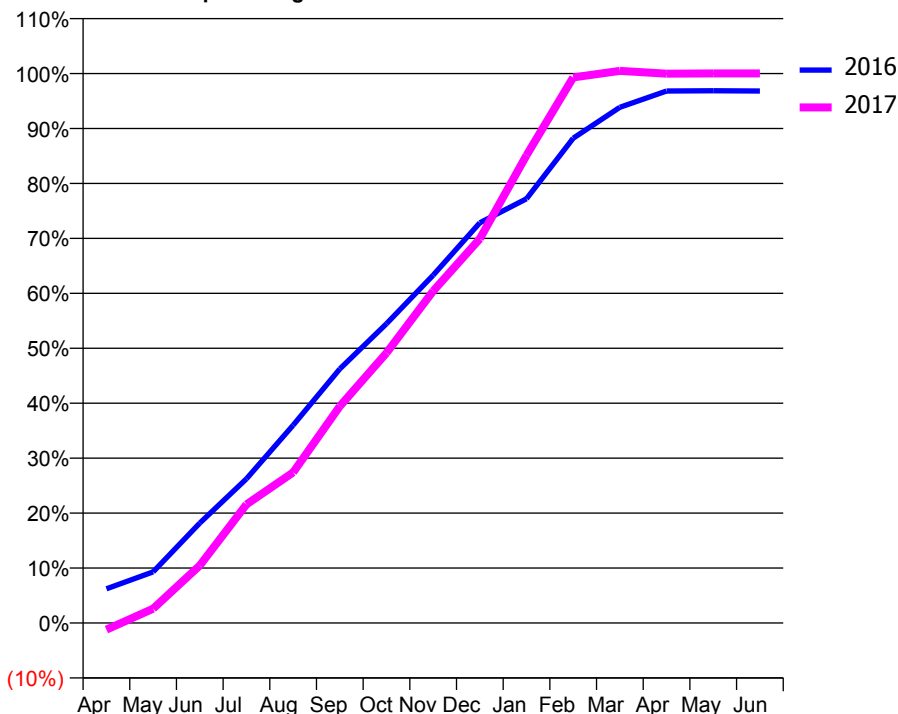
### ACCESS\*

Patients seen in 24 months	Total	Change since previous quarter
Quarter ending March 2016	2,080	
Quarter ending June 2016	2,097	→
Quarter ending September 2016	2,113	→
Quarter ending December 2016	2,181	↑
Quarter ending March 2017	2,171	→
<b>Variance since March 2016</b>	<b>4.4%</b>	<b>↑</b>



### ACTIVITY

Cumulative percentage of contracted UDA delivered 2016 & 2017



Adjusted Scheduled Activity (UDA)

Month	2016	2017
April	408	-80
May	611	172
June	1,194	687
July	1,722	1,416
August	2,361	1,799
September	3,034	2,589
October	3,573	3,225
November	4,153	3,964
December	4,779	4,588
January	5,066	5,585
February	5,788	6,514
March	6,157	6,593
April	6,352	6,559
May	6,354	6,563
June	6,351	6,563

### QUALITY

	Quantity	Base Number	Contract	AT	Region	England
% of FP17s for the same patient ID Re-attending within 3 months - Children	30	375	8.0%	10.0%	12.0%	12.3%
% of FP17s for the same patient ID Re-attending within 3 months - Adults	164	1,774	9.2%	15.4%	16.0%	16.7%
% of FP17s for the same patient ID Re-attending between 3 & 9 months - Children	93	375	24.8%	51.1%	58.8%	57.6%
% of FP17s for the same patient ID Re-attending between 3 & 9 months - Adults	428	1,774	24.1%	46.4%	51.2%	50.1%
% of FP17s for Band 1 Urgent Courses	64	2,053	3.1%	8.1%	8.0%	9.1%
% of FP17s Relating to Free Repair or Replacements	11	2,053	0.5%	0.7%	0.8%	0.8%
% of FP17s Relating to Continuations	7	2,053	0.3%	0.9%	1.2%	1.2%
% of Patients satisfied with the dentistry they have received	1	1	N/A	92.1%	92.7%	92.8%
% of Patients satisfied with the time they had to wait for an appointment	1	1	N/A	90.3%	89.1%	88.7%

\* This is based on patients treated on this contract for their most recent course of treatment. Figures in italics indicate the base number of FP17s or Patient Questionnaire responses are less than 100. N/A is shown where the base number of responses is less than 10 during the period. % is calculated as Quantity/Base number\*100

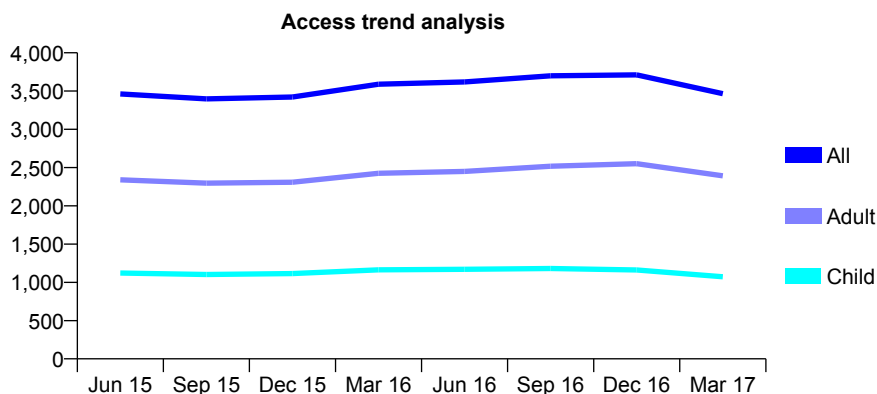
## Q54 - Vital Signs At a Glance Contract Report for 638633/0017 - Year end March 2017

Name or company name	Balbir S Bhandal, Amrik S Bhandal & Baljit
Contract type name	GDS Contract
Purpose of contract	General
Contract start date	01/04/2006
Contract end date	

16/17 Contracted general activity (UDA)	11,830
Carry forward general activity (UDA)	-1
16/17 Contracted orthodontic activity (UOA)	0
Carry forward orthodontic activity (UOA)	0
Baseline contract value	£283,207.40

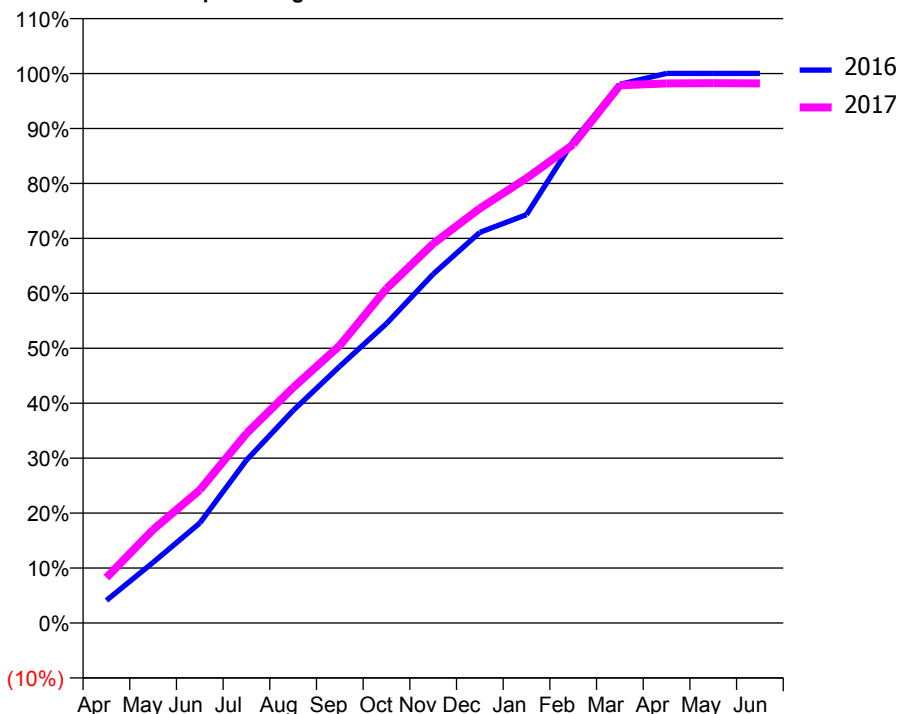
### ACCESS\*

Patients seen in 24 months	Total	Change since previous quarter
Quarter ending March 2016	3,590	
Quarter ending June 2016	3,620	→
Quarter ending September 2016	3,699	↑
Quarter ending December 2016	3,712	→
Quarter ending March 2017	3,465	↓
<b>Variance since March 2016</b>	<b>(3.5%)</b>	<b>↓</b>



### ACTIVITY

Cumulative percentage of contracted UDA delivered 2016 & 2017



Month	Adjusted Scheduled Activity (UDA)	
	2016	2017
April	486	977
May	1,305	2,012
June	2,151	2,864
July	3,507	4,081
August	4,574	5,069
September	5,527	5,974
October	6,446	7,197
November	7,512	8,165
December	8,409	8,926
January	8,792	9,576
February	10,371	10,301
March	11,597	11,576
April	11,832	11,616
May	11,831	11,621
June	11,831	11,617

### QUALITY

	Quantity	Base Number	Contract	AT	Region	England
% of FP17s for the same patient ID Re-attending within 3 months - Children	94	1,367	6.9%	10.0%	12.0%	12.3%
% of FP17s for the same patient ID Re-attending within 3 months - Adults	381	2,958	12.9%	15.4%	16.0%	16.7%
% of FP17s for the same patient ID Re-attending between 3 & 9 months - Children	648	1,367	47.4%	51.1%	58.8%	57.6%
% of FP17s for the same patient ID Re-attending between 3 & 9 months - Adults	1,217	2,958	41.1%	46.4%	51.2%	50.1%
% of FP17s for Band 1 Urgent Courses	306	4,262	7.2%	8.1%	8.0%	9.1%
% of FP17s Relating to Free Repair or Replacements	35	4,262	0.8%	0.7%	0.8%	0.8%
% of FP17s Relating to Continuations	32	4,262	0.8%	0.9%	1.2%	1.2%
% of Patients satisfied with the dentistry they have received	3	3	N/A	92.1%	92.7%	92.8%
% of Patients satisfied with the time they had to wait for an appointment	3	3	N/A	90.3%	89.1%	88.7%

\* This is based on patients treated on this contract for their most recent course of treatment. Figures in italics indicate the base number of FP17s or Patient Questionnaire responses are less than 100. N/A is shown where the base number of responses is less than 10 during the period. % is calculated as Quantity/Base number\*100



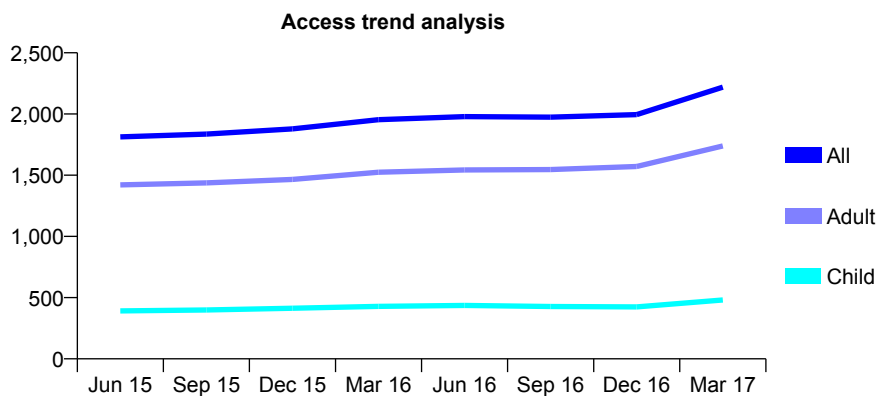
## Q54 - Vital Signs At a Glance Contract Report for 638633/0018 - Year end March 2017

Name or company name	Balbir S Bhandal, Amrik S Bhandal & Baljit
Contract type name	GDS Contract
Purpose of contract	General
Contract start date	01/04/2006
Contract end date	

16/17 Contracted general activity (UDA)	7,552
Carry forward general activity (UDA)	134
16/17 Contracted orthodontic activity (UOA)	0
Carry forward orthodontic activity (UOA)	0
Baseline contract value	£195,670.53

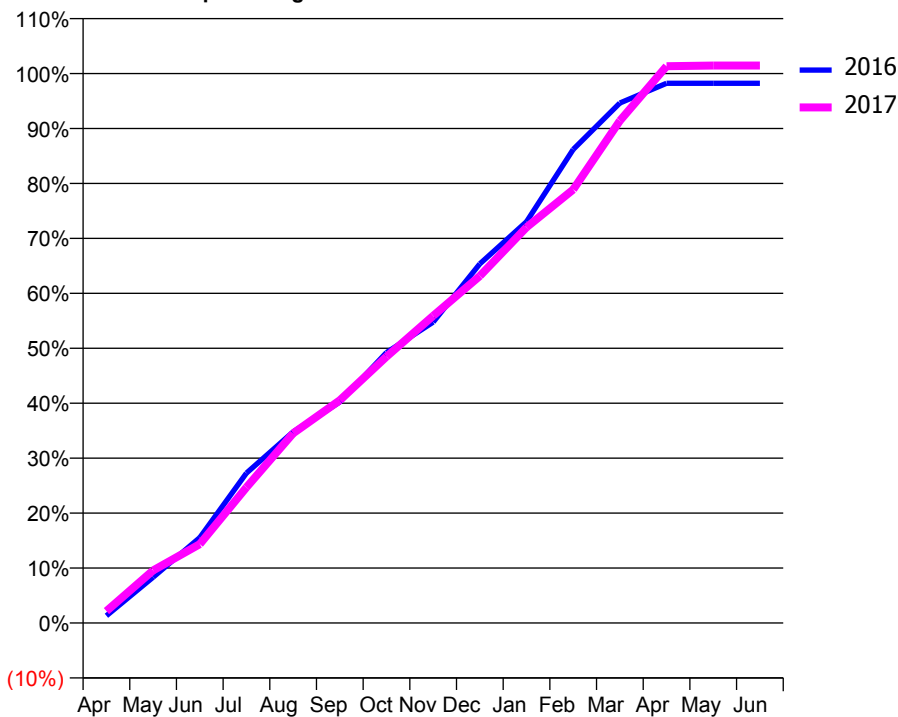
### ACCESS\*

Patients seen in 24 months	Total	Change since previous quarter
Quarter ending March 2016	1,954	
Quarter ending June 2016	1,979	→
Quarter ending September 2016	1,974	→
Quarter ending December 2016	1,995	→
Quarter ending March 2017	2,220	↑
<b>Variance since March 2016</b>	<b>13.6%</b>	<b>↑</b>



### ACTIVITY

Cumulative percentage of contracted UDA delivered 2016 & 2017



Month	Adjusted Scheduled Activity (UDA)	
	2016	2017
April	101	165
May	629	723
June	1,174	1,085
July	2,061	1,865
August	2,627	2,608
September	3,037	3,061
October	3,718	3,661
November	4,136	4,222
December	4,936	4,769
January	5,515	5,439
February	6,508	5,957
March	7,147	6,903
April	7,418	7,653
May	7,418	7,661
June	7,417	7,661

### QUALITY

	Quantity	Base Number	Contract	AT	Region	England
% of FP17s for the same patient ID Re-attending within 3 months - Children	19	529	3.6%	10.0%	12.0%	12.3%
% of FP17s for the same patient ID Re-attending within 3 months - Adults	239	2,053	11.6%	15.4%	16.0%	16.7%
% of FP17s for the same patient ID Re-attending between 3 & 9 months - Children	245	529	46.3%	51.1%	58.8%	57.6%
% of FP17s for the same patient ID Re-attending between 3 & 9 months - Adults	966	2,053	47.1%	46.4%	51.2%	50.1%
% of FP17s for Band 1 Urgent Courses	148	2,751	5.4%	8.1%	8.0%	9.1%
% of FP17s Relating to Free Repair or Replacements	21	2,751	0.8%	0.7%	0.8%	0.8%
% of FP17s Relating to Continuations	11	2,751	0.4%	0.9%	1.2%	1.2%
% of Patients satisfied with the dentistry they have received	0	0	N/A	92.1%	92.7%	92.8%
% of Patients satisfied with the time they had to wait for an appointment	0	0	N/A	90.3%	89.1%	88.7%

\* This is based on patients treated on this contract for their most recent course of treatment. Figures in italics indicate the base number of FP17s or Patient Questionnaire responses are less than 100. N/A is shown where the base number of responses is less than 10 during the period. % is calculated as Quantity/Base number\*100

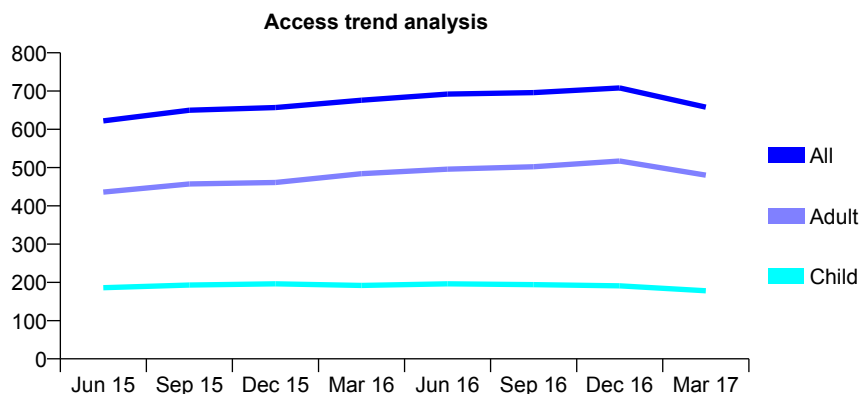
## Q54 - Vital Signs At a Glance Contract Report for 638633/0019 - Year end March 2017

Name or company name	Balbir S Bhandal, Amrik S Bhandal & Baljit
Contract type name	GDS Contract
Purpose of contract	General and Orthodontic
Contract start date	01/04/2006
Contract end date	

16/17 Contracted general activity (UDA)	2,037
Carry forward general activity (UDA)	9
16/17 Contracted orthodontic activity (UOA)	147
Carry forward orthodontic activity (UOA)	-3
Baseline contract value	£53,435.21

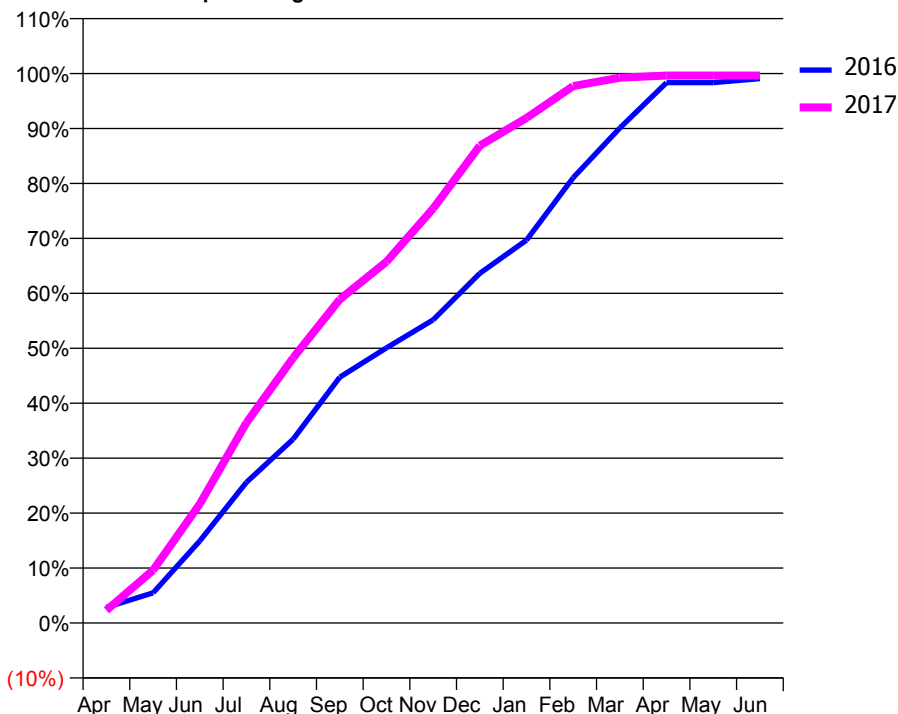
### ACCESS\*

Patients seen in 24 months	Total	Change since previous quarter
Quarter ending March 2016	676	
Quarter ending June 2016	692	↑
Quarter ending September 2016	696	→
Quarter ending December 2016	708	→
Quarter ending March 2017	658	↓
<b>Variance since March 2016</b>	<b>(2.7%)</b>	<b>↓</b>



### ACTIVITY

Cumulative percentage of contracted UDA delivered 2016 & 2017



Month	Adjusted Scheduled Activity (UDA)	
	2016	2017
April	58	47
May	112	196
June	304	441
July	522	743
August	681	983
September	911	1,200
October	1,020	1,339
November	1,124	1,537
December	1,296	1,769
January	1,419	1,872
February	1,651	1,991
March	1,835	2,022
April	2,003	2,030
May	2,003	2,030
June	2,018	2,030

### QUALITY

	Quantity	Base Number	Contract	AT	Region	England
% of FP17s for the same patient ID Re-attending within 3 months - Children	29	330	8.8%	10.0%	12.0%	12.3%
% of FP17s for the same patient ID Re-attending within 3 months - Adults	59	633	9.3%	15.4%	16.0%	16.7%
% of FP17s for the same patient ID Re-attending between 3 & 9 months - Children	213	330	64.5%	51.1%	58.8%	57.6%
% of FP17s for the same patient ID Re-attending between 3 & 9 months - Adults	353	633	55.8%	46.4%	51.2%	50.1%
% of FP17s for Band 1 Urgent Courses	33	890	3.7%	8.1%	8.0%	9.1%
% of FP17s Relating to Free Repair or Replacements	0	890	0.0%	0.7%	0.8%	0.8%
% of FP17s Relating to Continuations	9	890	1.0%	0.9%	1.2%	1.2%
% of Patients satisfied with the dentistry they have received	0	0	N/A	92.1%	92.7%	92.8%
% of Patients satisfied with the time they had to wait for an appointment	0	0	N/A	90.3%	89.1%	88.7%

\* This is based on patients treated on this contract for their most recent course of treatment. Figures in italics indicate the base number of FP17s or Patient Questionnaire responses are less than 100. N/A is shown where the base number of responses is less than 10 during the period. % is calculated as Quantity/Base number\*100

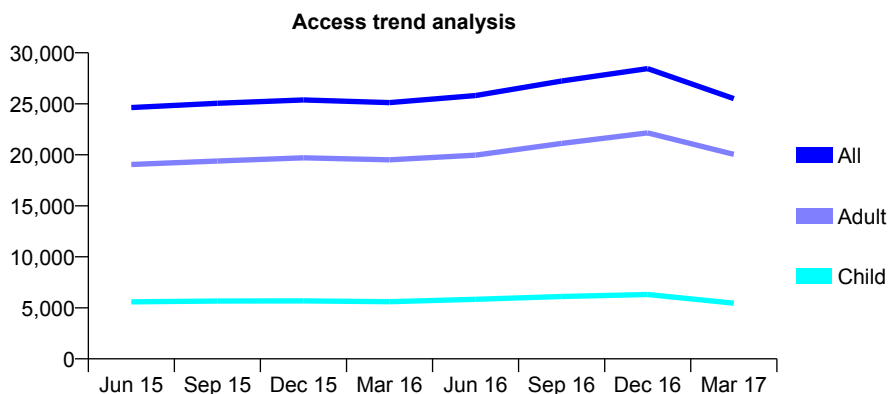
## Q54 - Vital Signs At a Glance Contract Report for 638633/0020 - Year end March 2017

Name or company name	Balbir S Bhandal, Amrik S Bhandal & Baljit
Contract type name	GDS Contract
Purpose of contract	General and Orthodontic
Contract start date	01/04/2006
Contract end date	

16/17 Contracted general activity (UDA)	97,227
Carry forward general activity (UDA)	-1,836
16/17 Contracted orthodontic activity (UOA)	7,918
Carry forward orthodontic activity (UOA)	-95
Baseline contract value	£3,609,752.74

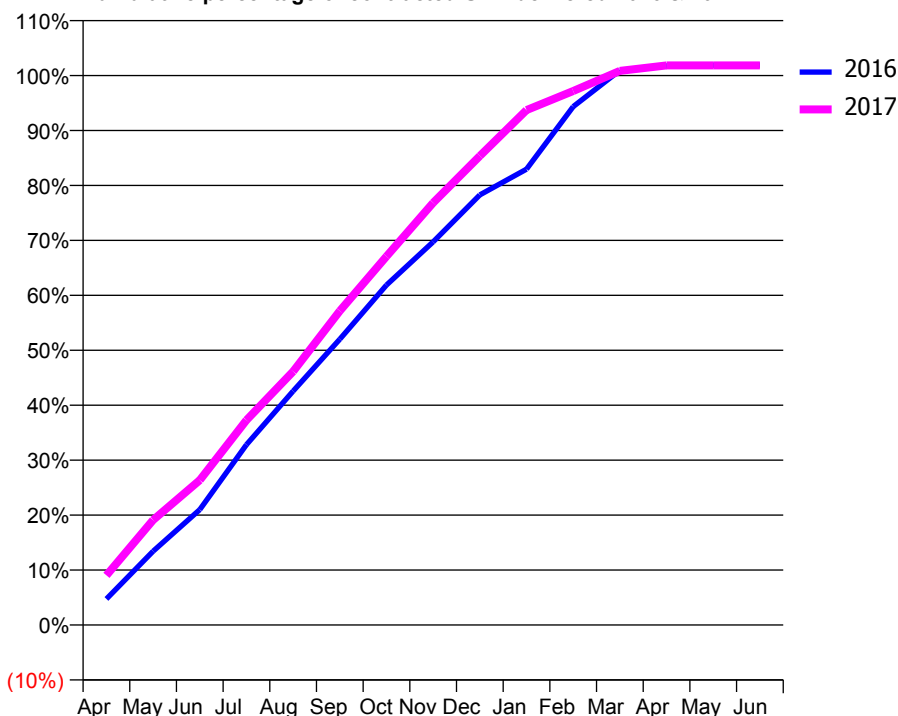
### ACCESS\*

Patients seen in 24 months	Total	Change since previous quarter
Quarter ending March 2016	25,118	
Quarter ending June 2016	25,806	↑
Quarter ending September 2016	27,231	↑
Quarter ending December 2016	28,455	↑
Quarter ending March 2017	25,507	↓
<b>Variance since March 2016</b>	1.5%	→



### ACTIVITY

Cumulative percentage of contracted UDA delivered 2016 & 2017



Adjusted Scheduled Activity (UDA)

Month	2016	2017
April	4,609	8,779
May	13,066	18,580
June	20,417	25,630
July	31,914	36,256
August	41,390	44,854
September	50,568	55,570
October	60,144	65,231
November	67,787	74,713
December	76,107	82,997
January	80,651	91,098
February	91,732	94,490
March	98,150	98,056
April	98,933	99,002
May	99,063	99,015
June	99,063	99,015

### QUALITY

	Quantity	Base Number	Contract	AT	Region	England
% of FP17s for the same patient ID Re-attending within 3 months - Children	461	7,049	6.5%	10.0%	12.0%	12.3%
% of FP17s for the same patient ID Re-attending within 3 months - Adults	1,964	20,587	9.5%	15.4%	16.0%	16.7%
% of FP17s for the same patient ID Re-attending between 3 & 9 months - Children	2,077	7,049	29.5%	51.1%	58.8%	57.6%
% of FP17s for the same patient ID Re-attending between 3 & 9 months - Adults	5,326	20,587	25.9%	46.4%	51.2%	50.1%
% of FP17s for Band 1 Urgent Courses	1,320	26,529	5.0%	8.1%	8.0%	9.1%
% of FP17s Relating to Free Repair or Replacements	139	26,529	0.5%	0.7%	0.8%	0.8%
% of FP17s Relating to Continuations	204	26,529	0.8%	0.9%	1.2%	1.2%
% of Patients satisfied with the dentistry they have received	30	35	85.7%	92.1%	92.7%	92.8%
% of Patients satisfied with the time they had to wait for an appointment	33	35	94.3%	90.3%	89.1%	88.7%

\* This is based on patients treated on this contract for their most recent course of treatment. Figures in italics indicate the base number of FP17s or Patient Questionnaire responses are less than 100. N/A is shown where the base number of responses is less than 10 during the period. % is calculated as Quantity/Base number\*100

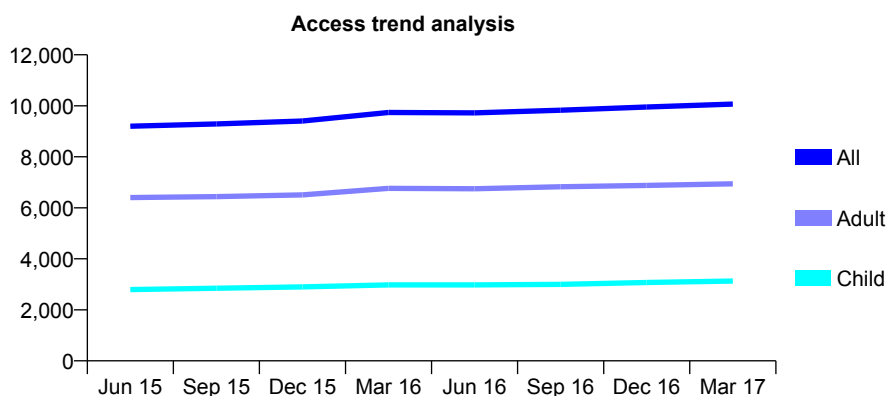
## Q54 - Vital Signs At a Glance Contract Report for 638633/0021 - Year end March 2017

Name or company name	Balbir S Bhandal, Amrik S Bhandal & Baljit
Contract type name	GDS Contract
Purpose of contract	General
Contract start date	01/04/2006
Contract end date	

16/17 Contracted general activity (UDA)	30,893
Carry forward general activity (UDA)	418
16/17 Contracted orthodontic activity (UOA)	0
Carry forward orthodontic activity (UOA)	0
Baseline contract value	£795,990.10

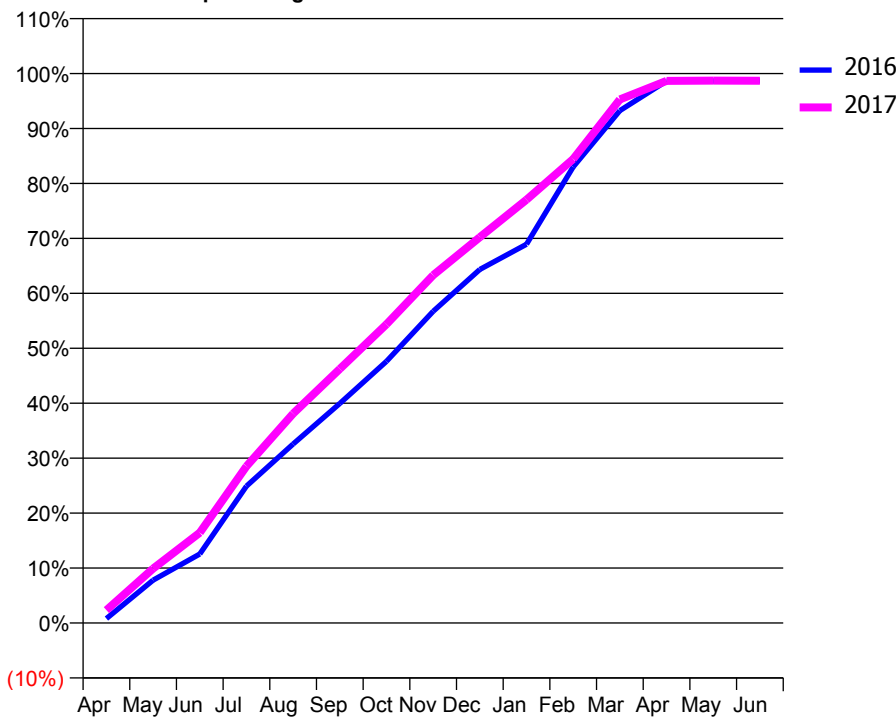
### ACCESS\*

Patients seen in 24 months	Total	Change since previous quarter
Quarter ending March 2016	9,737	
Quarter ending June 2016	9,725	→
Quarter ending September 2016	9,827	→
Quarter ending December 2016	9,951	→
Quarter ending March 2017	10,070	→
<b>Variance since March 2016</b>	<b>3.4%</b>	<b>↑</b>



### ACTIVITY

Cumulative percentage of contracted UDA delivered 2016 & 2017



Month	Adjusted Scheduled Activity (UDA)	
	2016	2017
April	253	726
May	2,409	3,064
June	3,881	5,080
July	7,693	8,812
August	10,062	11,775
September	12,347	14,283
October	14,715	16,795
November	17,524	19,557
December	19,881	21,690
January	21,296	23,798
February	25,640	26,082
March	28,806	29,438
April	30,471	30,476
May	30,474	30,491
June	30,475	30,489

### QUALITY

	Quantity	Base Number	Contract	AT	Region	England
% of FP17s for the same patient ID Re-attending within 3 months - Children	171	3,892	4.4%	10.0%	12.0%	12.3%
% of FP17s for the same patient ID Re-attending within 3 months - Adults	751	7,880	9.5%	15.4%	16.0%	16.7%
% of FP17s for the same patient ID Re-attending between 3 & 9 months - Children	2,083	3,892	53.5%	51.1%	58.8%	57.6%
% of FP17s for the same patient ID Re-attending between 3 & 9 months - Adults	3,668	7,880	46.5%	46.4%	51.2%	50.1%
% of FP17s for Band 1 Urgent Courses	665	11,638	5.7%	8.1%	8.0%	9.1%
% of FP17s Relating to Free Repair or Replacements	54	11,638	0.5%	0.7%	0.8%	0.8%
% of FP17s Relating to Continuations	21	11,638	0.2%	0.9%	1.2%	1.2%
% of Patients satisfied with the dentistry they have received	6	6	N/A	92.1%	92.7%	92.8%
% of Patients satisfied with the time they had to wait for an appointment	6	6	N/A	90.3%	89.1%	88.7%

\* This is based on patients treated on this contract for their most recent course of treatment. Figures in italics indicate the base number of FP17s or Patient Questionnaire responses are less than 100. N/A is shown where the base number of responses is less than 10 during the period. % is calculated as Quantity/Base number\*100

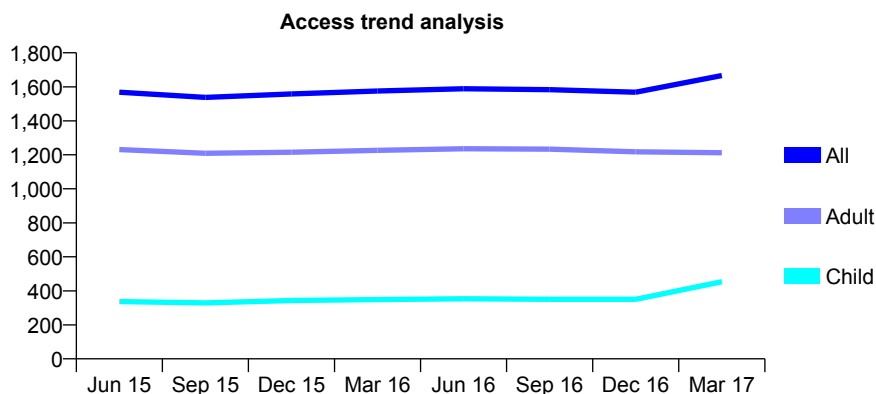
## Q54 - Vital Signs At a Glance Contract Report for 643572/0002 - Year end March 2017

Name or company name	DR JF ALLSOPP
Contract type name	GDS Contract
Purpose of contract	General and Orthodontic
Contract start date	01/04/2006
Contract end date	

16/17 Contracted general activity (UDA)	4,835
Carry forward general activity (UDA)	160
16/17 Contracted orthodontic activity (UOA)	760
Carry forward orthodontic activity (UOA)	-6
Baseline contract value	£164,746.82

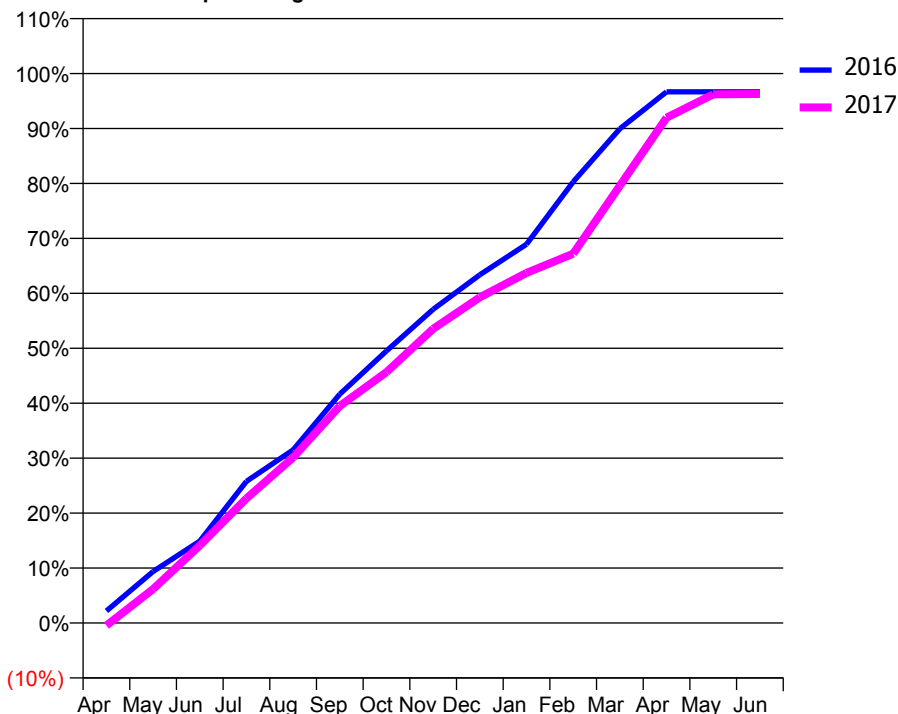
### ACCESS\*

Patients seen in 24 months	Total	Change since previous quarter
Quarter ending March 2016	1,575	
Quarter ending June 2016	1,589	→
Quarter ending September 2016	1,583	→
Quarter ending December 2016	1,568	→
Quarter ending March 2017	1,666	↑
<b>Variance since March 2016</b>	<b>5.8%</b>	<b>↑</b>



### ACTIVITY

Cumulative percentage of contracted UDA delivered 2016 & 2017



Month	Adjusted Scheduled Activity (UDA)	
	2016	2017
April	106	-23
May	454	299
June	721	683
July	1,247	1,096
August	1,523	1,457
September	2,014	1,909
October	2,394	2,208
November	2,760	2,589
December	3,065	2,866
January	3,333	3,081
February	3,881	3,250
March	4,349	3,848
April	4,674	4,446
May	4,674	4,652
June	4,674	4,655

### QUALITY

	Quantity	Base Number	Contract	AT	Region	England
% of FP17s for the same patient ID Re-attending within 3 months - Children	25	522	4.8%	10.0%	12.0%	12.3%
% of FP17s for the same patient ID Re-attending within 3 months - Adults	239	1,619	14.8%	15.4%	16.0%	16.7%
% of FP17s for the same patient ID Re-attending between 3 & 9 months - Children	234	522	44.8%	51.1%	58.8%	57.6%
% of FP17s for the same patient ID Re-attending between 3 & 9 months - Adults	861	1,619	53.2%	46.4%	51.2%	50.1%
% of FP17s for Band 1 Urgent Courses	30	2,393	1.3%	8.1%	8.0%	9.1%
% of FP17s Relating to Free Repair or Replacements	28	2,393	1.2%	0.7%	0.8%	0.8%
% of FP17s Relating to Continuations	19	2,393	0.8%	0.9%	1.2%	1.2%
% of Patients satisfied with the dentistry they have received	2	2	N/A	92.1%	92.7%	92.8%
% of Patients satisfied with the time they had to wait for an appointment	2	2	N/A	90.3%	89.1%	88.7%

\* This is based on patients treated on this contract for their most recent course of treatment. Figures in italics indicate the base number of FP17s or Patient Questionnaire responses are less than 100. N/A is shown where the base number of responses is less than 10 during the period. % is calculated as Quantity/Base number\*100

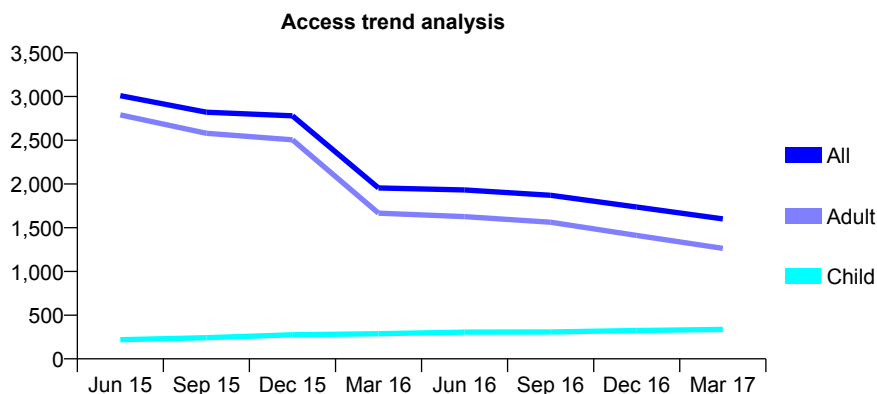
## Q54 - Vital Signs At a Glance Contract Report for 650544/0001 - Year end March 2017

Name or company name	MR GD BROWN
Contract type name	GDS Contract
Purpose of contract	General
Contract start date	01/04/2006
Contract end date	

16/17 Contracted general activity (UDA)	6,000
Carry forward general activity (UDA)	0
16/17 Contracted orthodontic activity (UOA)	0
Carry forward orthodontic activity (UOA)	0
Baseline contract value	£157,998.30

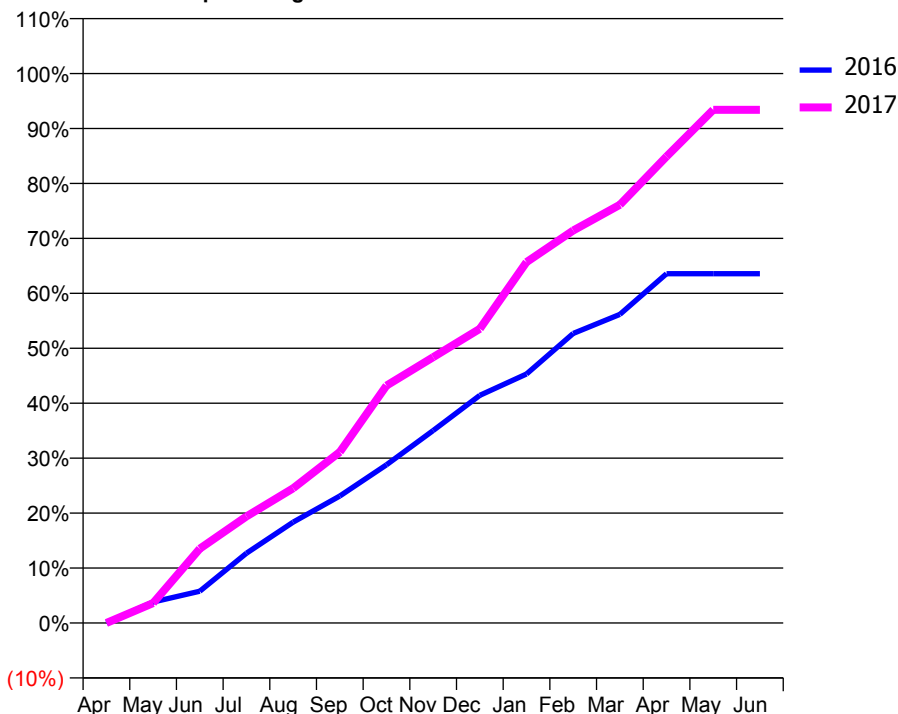
### ACCESS\*

Patients seen in 24 months	Total	Change since previous quarter
Quarter ending March 2016	1,954	
Quarter ending June 2016	1,932	↓
Quarter ending September 2016	1,871	↓
Quarter ending December 2016	1,736	↓
Quarter ending March 2017	1,601	↓
<b>Variance since March 2016</b>	<b>(18.1%)</b>	<b>↓</b>



### ACTIVITY

**Cumulative percentage of contracted UDA delivered 2016 & 2017**



**Adjusted Scheduled Activity (UDA)**

Month	2016	2017
April	0	0
May	336	218
June	508	812
July	1,118	1,164
August	1,616	1,471
September	2,033	1,868
October	2,534	2,593
November	3,081	2,903
December	3,645	3,213
January	3,986	3,940
February	4,636	4,285
March	4,942	4,567
April	5,592	5,095
May	5,593	5,603
June	5,593	5,603

### QUALITY

	Quantity	Base Number	Contract	AT	Region	England
% of FP17s for the same patient ID Re-attending within 3 months - Children	15	260	5.8%	10.0%	12.0%	12.3%
% of FP17s for the same patient ID Re-attending within 3 months - Adults	96	967	9.9%	15.4%	16.0%	16.7%
% of FP17s for the same patient ID Re-attending between 3 & 9 months - Children	42	260	16.2%	51.1%	58.8%	57.6%
% of FP17s for the same patient ID Re-attending between 3 & 9 months - Adults	170	967	17.6%	46.4%	51.2%	50.1%
% of FP17s for Band 1 Urgent Courses	10	1,281	0.8%	8.1%	8.0%	9.1%
% of FP17s Relating to Free Repair or Replacements	3	1,281	0.2%	0.7%	0.8%	0.8%
% of FP17s Relating to Continuations	39	1,281	3.0%	0.9%	1.2%	1.2%
% of Patients satisfied with the dentistry they have received	3	3	N/A	92.1%	92.7%	92.8%
% of Patients satisfied with the time they had to wait for an appointment	3	3	N/A	90.3%	89.1%	88.7%

\* This is based on patients treated on this contract for their most recent course of treatment. Figures in italics indicate the base number of FP17s or Patient Questionnaire responses are less than 100. N/A is shown where the base number of responses is less than 10 during the period. % is calculated as Quantity/Base number\*100

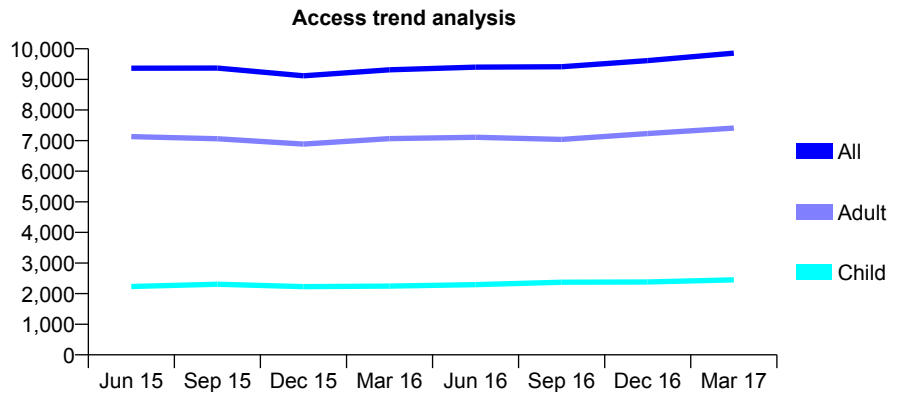
## Q54 - Vital Signs At a Glance Contract Report for 658421/0001 - Year end March 2017

Name or company name	MR ES HAYER
Contract type name	GDS Contract
Purpose of contract	General and Orthodontic
Contract start date	01/04/2006
Contract end date	

16/17 Contracted general activity (UDA)	21,866
Carry forward general activity (UDA)	-350
16/17 Contracted orthodontic activity (UOA)	387
Carry forward orthodontic activity (UOA)	-1
Baseline contract value	£542,675.61

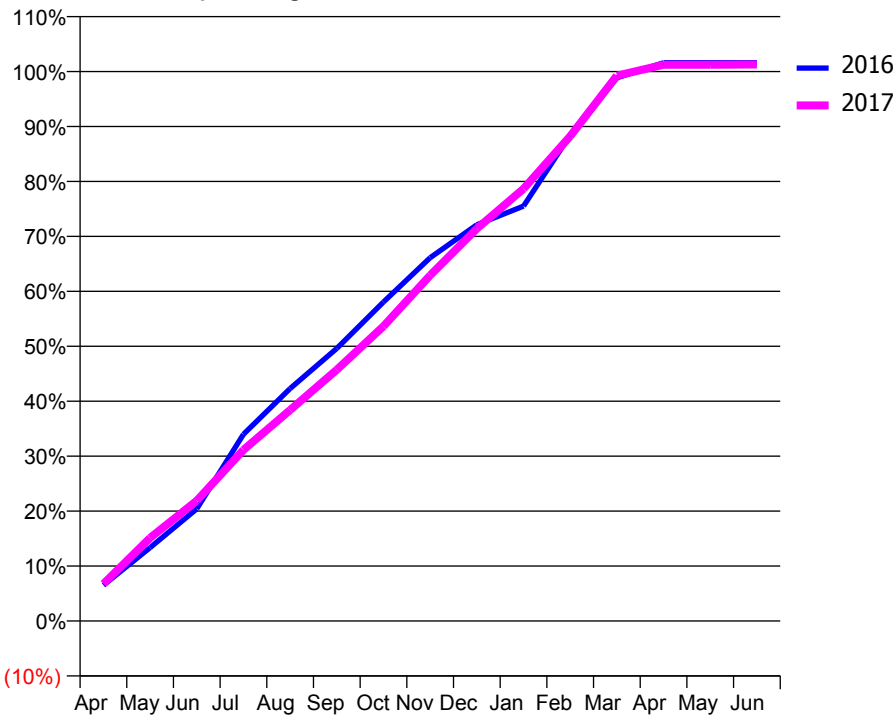
### ACCESS\*

Patients seen in 24 months	Total	Change since previous quarter
Quarter ending March 2016	9,315	
Quarter ending June 2016	9,401	→
Quarter ending September 2016	9,414	→
Quarter ending December 2016	9,613	↑
Quarter ending March 2017	9,858	↑
<b>Variance since March 2016</b>	<b>5.8%</b>	<b>↑</b>



### ACTIVITY

Cumulative percentage of contracted UDA delivered 2016 & 2017



Month	Adjusted Scheduled Activity (UDA)	
	2016	2017
April	1,426	1,479
May	2,922	3,309
June	4,463	4,790
July	7,434	6,810
August	9,249	8,399
September	10,847	10,001
October	12,695	11,729
November	14,456	13,754
December	15,770	15,611
January	16,510	17,202
February	19,336	19,293
March	21,615	21,701
April	22,216	22,135
May	22,216	22,135
June	22,216	22,147

### QUALITY

	Quantity	Base Number	Contract	AT	Region	England
% of FP17s for the same patient ID Re-attending within 3 months - Children	150	2,678	5.6%	10.0%	12.0%	12.3%
% of FP17s for the same patient ID Re-attending within 3 months - Adults	856	7,612	11.2%	15.4%	16.0%	16.7%
% of FP17s for the same patient ID Re-attending between 3 & 9 months - Children	939	2,678	35.1%	51.1%	58.8%	57.6%
% of FP17s for the same patient ID Re-attending between 3 & 9 months - Adults	2,167	7,612	28.5%	46.4%	51.2%	50.1%
% of FP17s for Band 1 Urgent Courses	840	9,654	8.7%	8.1%	8.0%	9.1%
% of FP17s Relating to Free Repair or Replacements	105	9,654	1.1%	0.7%	0.8%	0.8%
% of FP17s Relating to Continuations	105	9,654	1.1%	0.9%	1.2%	1.2%
% of Patients satisfied with the dentistry they have received	7	9	N/A	92.1%	92.7%	92.8%
% of Patients satisfied with the time they had to wait for an appointment	9	9	N/A	90.3%	89.1%	88.7%

\* This is based on patients treated on this contract for their most recent course of treatment. Figures in italics indicate the base number of FP17s or Patient Questionnaire responses are less than 100. N/A is shown where the base number of responses is less than 10 during the period. % is calculated as Quantity/Base number\*100



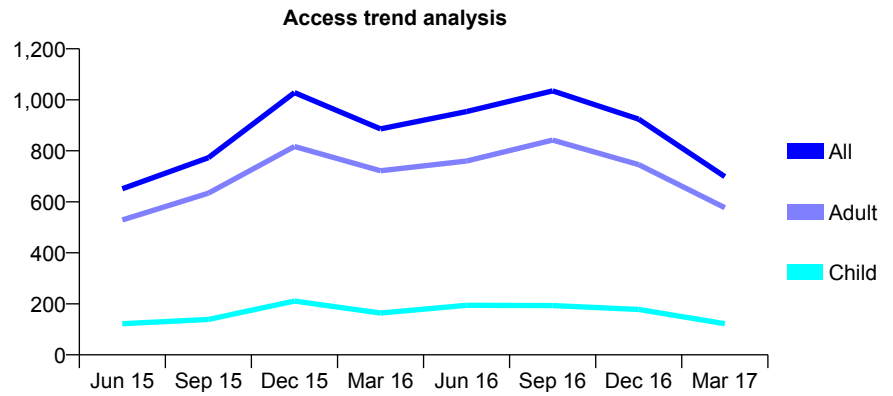
## Q54 - Vital Signs At a Glance Contract Report for 658421/0005 - Year end March 2017

Name or company name	MR ES HAYER
Contract type name	PDS Plus Contract
Purpose of contract	General
Contract start date	01/05/2012
Contract end date	30/04/2017

16/17 Contracted general activity (UDA)	2,000
Carry forward general activity (UDA)	-12
16/17 Contracted orthodontic activity (UOA)	0
Carry forward orthodontic activity (UOA)	0
Baseline contract value	£26,831.28

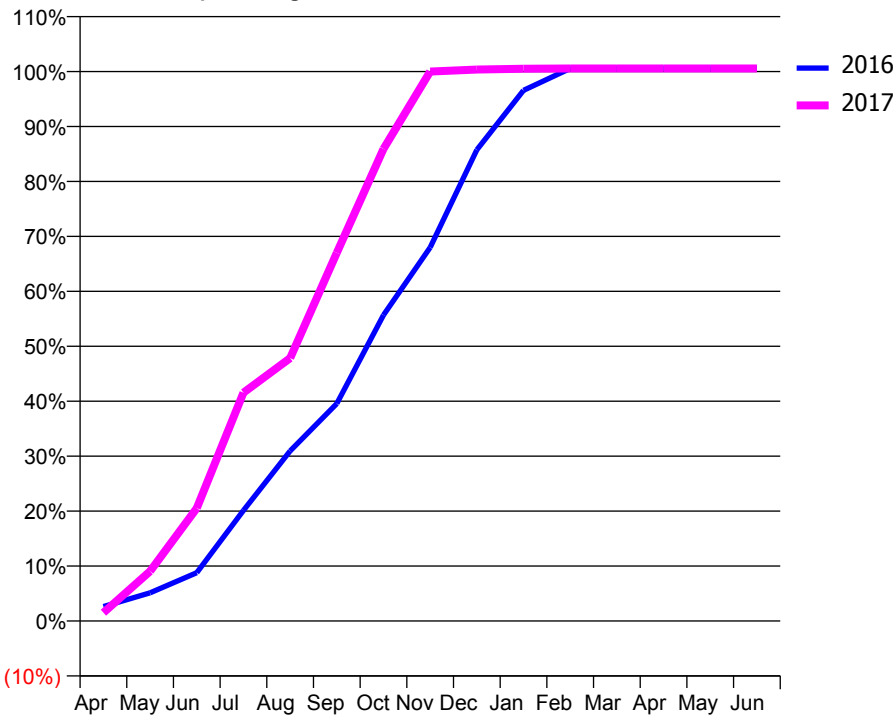
### ACCESS\*

Patients seen in 24 months	Total	Change since previous quarter
Quarter ending March 2016	886	
Quarter ending June 2016	954	↑
Quarter ending September 2016	1,035	↑
Quarter ending December 2016	924	↓
Quarter ending March 2017	699	↓
<b>Variance since March 2016</b>	<b>(21.1%)</b>	<b>↓</b>



### ACTIVITY

Cumulative percentage of contracted UDA delivered 2016 & 2017



Month	Adjusted Scheduled Activity (UDA)	
	2016	2017
April	53	30
May	103	181
June	176	411
July	403	831
August	619	957
September	791	1,340
October	1,114	1,718
November	1,360	2,000
December	1,715	2,007
January	1,932	2,010
February	2,011	2,011
March	2,011	2,011
April	2,012	2,011
May	2,012	2,011
June	2,012	2,011

### QUALITY

	Quantity	Base Number	Contract	AT	Region	England
% of FP17s for the same patient ID Re-attending within 3 months - Children	0	162	0.0%	10.0%	12.0%	12.3%
% of FP17s for the same patient ID Re-attending within 3 months - Adults	18	684	2.6%	15.4%	16.0%	16.7%
% of FP17s for the same patient ID Re-attending between 3 & 9 months - Children	21	162	13.0%	51.1%	58.8%	57.6%
% of FP17s for the same patient ID Re-attending between 3 & 9 months - Adults	78	684	11.4%	46.4%	51.2%	50.1%
% of FP17s for Band 1 Urgent Courses	40	845	4.7%	8.1%	8.0%	9.1%
% of FP17s Relating to Free Repair or Replacements	1	845	0.1%	0.7%	0.8%	0.8%
% of FP17s Relating to Continuations	4	845	0.5%	0.9%	1.2%	1.2%
% of Patients satisfied with the dentistry they have received	3	3	N/A	92.1%	92.7%	92.8%
% of Patients satisfied with the time they had to wait for an appointment	3	3	N/A	90.3%	89.1%	88.7%

\* This is based on patients treated on this contract for their most recent course of treatment. Figures in italics indicate the base number of FP17s or Patient Questionnaire responses are less than 100. N/A is shown where the base number of responses is less than 10 during the period. % is calculated as Quantity/Base number\*100

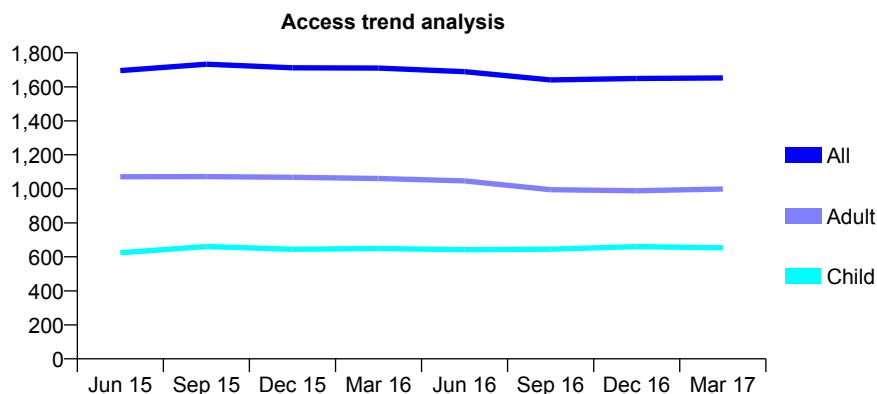
## Q54 - Vital Signs At a Glance Contract Report for 658995/0001 - Year end March 2017

Name or company name	MR SR MEHTA
Contract type name	GDS Contract
Purpose of contract	General
Contract start date	16/08/2011
Contract end date	

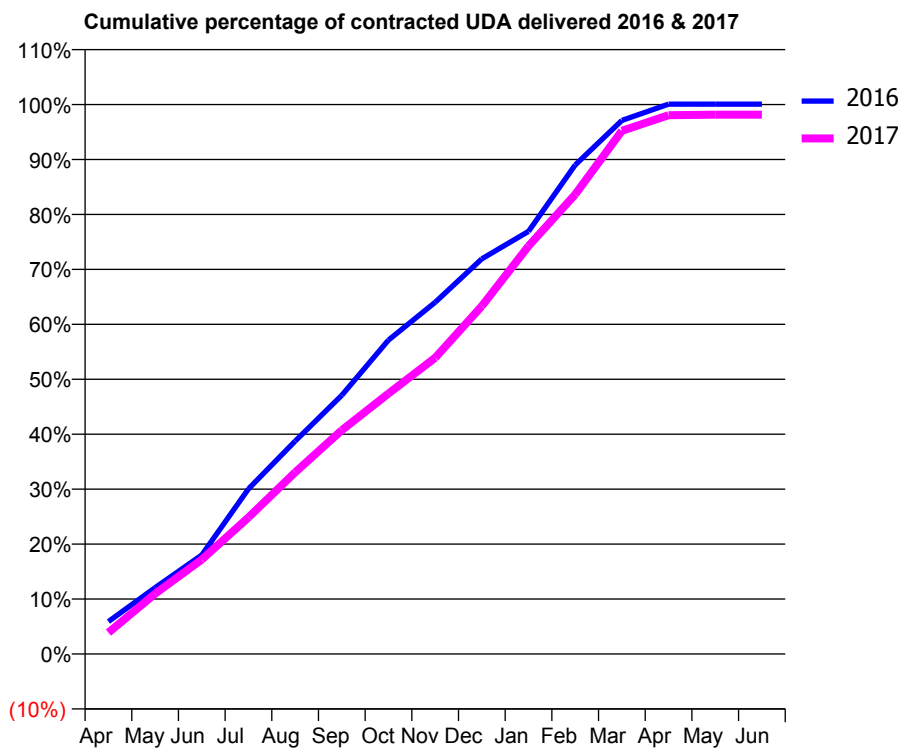
16/17 Contracted general activity (UDA)	5,107
Carry forward general activity (UDA)	-3
16/17 Contracted orthodontic activity (UOA)	0
Carry forward orthodontic activity (UOA)	0
Baseline contract value	£105,213.18

### ACCESS\*

Patients seen in 24 months	Total	Change since previous quarter
Quarter ending March 2016	1,710	
Quarter ending June 2016	1,689	↓
Quarter ending September 2016	1,640	↓
Quarter ending December 2016	1,649	→
Quarter ending March 2017	1,652	→
<b>Variance since March 2016</b>	<b>(3.4%)</b>	<b>↓</b>



### ACTIVITY



Month	Adjusted Scheduled Activity (UDA)	
	2016	2017
April	301	198
May	616	561
June	920	878
July	1,535	1,270
August	1,979	1,689
September	2,404	2,081
October	2,918	2,421
November	3,268	2,753
December	3,672	3,234
January	3,928	3,792
February	4,545	4,271
March	4,959	4,862
April	5,110	5,008
May	5,110	5,013
June	5,110	5,013

### QUALITY

	Quantity	Base Number	Contract	AT	Region	England
% of FP17s for the same patient ID Re-attending within 3 months - Children	24	623	3.9%	10.0%	12.0%	12.3%
% of FP17s for the same patient ID Re-attending within 3 months - Adults	101	922	11.0%	15.4%	16.0%	16.7%
% of FP17s for the same patient ID Re-attending between 3 & 9 months - Children	180	623	28.9%	51.1%	58.8%	57.6%
% of FP17s for the same patient ID Re-attending between 3 & 9 months - Adults	313	922	33.9%	46.4%	51.2%	50.1%
% of FP17s for Band 1 Urgent Courses	93	1,551	6.0%	8.1%	8.0%	9.1%
% of FP17s Relating to Free Repair or Replacements	1	1,551	0.1%	0.7%	0.8%	0.8%
% of FP17s Relating to Continuations	13	1,551	0.8%	0.9%	1.2%	1.2%
% of Patients satisfied with the dentistry they have received	1	1	N/A	92.1%	92.7%	92.8%
% of Patients satisfied with the time they had to wait for an appointment	1	1	N/A	90.3%	89.1%	88.7%

\* This is based on patients treated on this contract for their most recent course of treatment. Figures in italics indicate the base number of FP17s or Patient Questionnaire responses are less than 100. N/A is shown where the base number of responses is less than 10 during the period. % is calculated as Quantity/Base number\*100

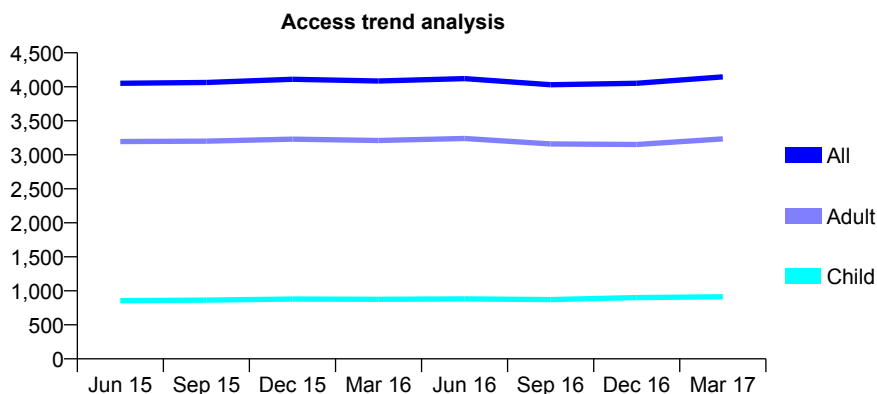
## Q54 - Vital Signs At a Glance Contract Report for 660094/0001 - Year end March 2017

Name or company name	MISS HL PHAM
Contract type name	GDS Contract
Purpose of contract	General
Contract start date	01/04/2006
Contract end date	

16/17 Contracted general activity (UDA)	16,200
Carry forward general activity (UDA)	-102
16/17 Contracted orthodontic activity (UOA)	0
Carry forward orthodontic activity (UOA)	0
Baseline contract value	£389,743.19

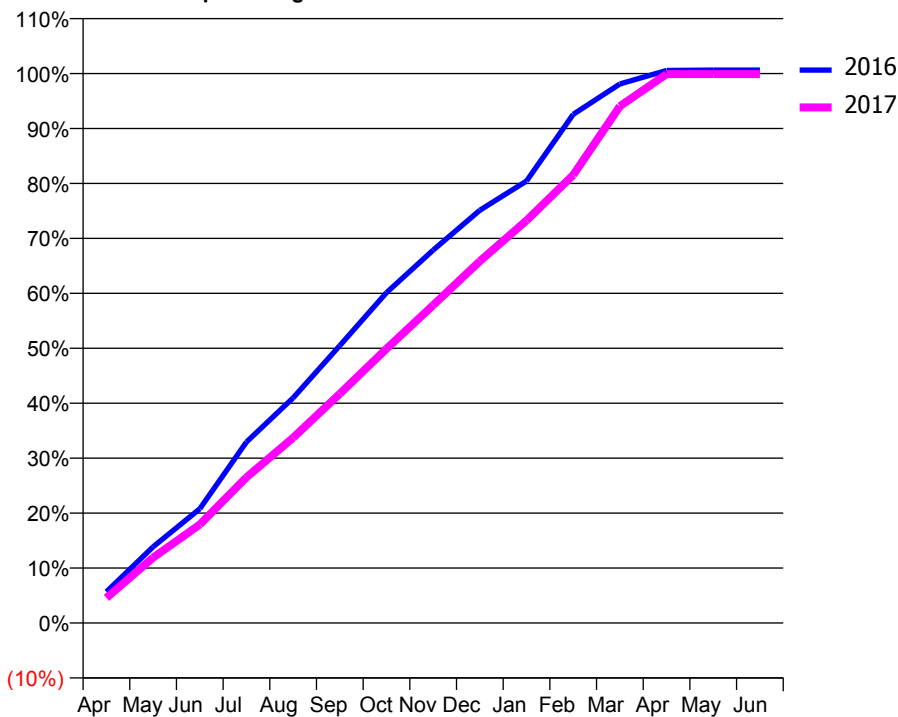
### ACCESS\*

Patients seen in 24 months	Total	Change since previous quarter
Quarter ending March 2016	4,086	
Quarter ending June 2016	4,121	→
Quarter ending September 2016	4,031	↓
Quarter ending December 2016	4,051	→
Quarter ending March 2017	4,146	↑
<b>Variance since March 2016</b>	<b>1.5%</b>	<b>→</b>



### ACTIVITY

Cumulative percentage of contracted UDA delivered 2016 & 2017



Adjusted Scheduled Activity (UDA)

Month	2016	2017
April	920	739
May	2,248	1,927
June	3,365	2,902
July	5,335	4,294
August	6,638	5,464
September	8,179	6,759
October	9,738	8,085
November	10,996	9,369
December	12,170	10,666
January	13,030	11,868
February	14,997	13,206
March	15,890	15,234
April	16,288	16,182
May	16,299	16,182
June	16,302	16,183

### QUALITY

	Quantity	Base Number	Contract	AT	Region	England
% of FP17s for the same patient ID Re-attending within 3 months - Children	94	1,200	7.8%	10.0%	12.0%	12.3%
% of FP17s for the same patient ID Re-attending within 3 months - Adults	713	4,721	15.1%	15.4%	16.0%	16.7%
% of FP17s for the same patient ID Re-attending between 3 & 9 months - Children	620	1,200	51.7%	51.1%	58.8%	57.6%
% of FP17s for the same patient ID Re-attending between 3 & 9 months - Adults	2,695	4,721	57.1%	46.4%	51.2%	50.1%
% of FP17s for Band 1 Urgent Courses	557	5,996	9.3%	8.1%	8.0%	9.1%
% of FP17s Relating to Free Repair or Replacements	100	5,996	1.7%	0.7%	0.8%	0.8%
% of FP17s Relating to Continuations	73	5,996	1.2%	0.9%	1.2%	1.2%
% of Patients satisfied with the dentistry they have received	7	7	N/A	92.1%	92.7%	92.8%
% of Patients satisfied with the time they had to wait for an appointment	7	7	N/A	90.3%	89.1%	88.7%

\* This is based on patients treated on this contract for their most recent course of treatment. Figures in italics indicate the base number of FP17s or Patient Questionnaire responses are less than 100. N/A is shown where the base number of responses is less than 10 during the period. % is calculated as Quantity/Base number\*100

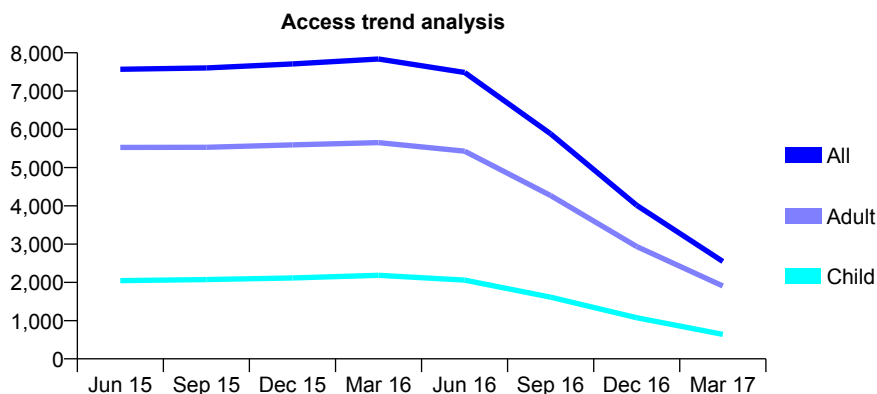
## Q54 - Vital Signs At a Glance Contract Report for 673730/0001 - Year end March 2017

Name or company name	MR IW JAYAWEERA
Contract type name	GDS Contract
Purpose of contract	General
Contract start date	01/04/2006
Contract end date	31/05/2016

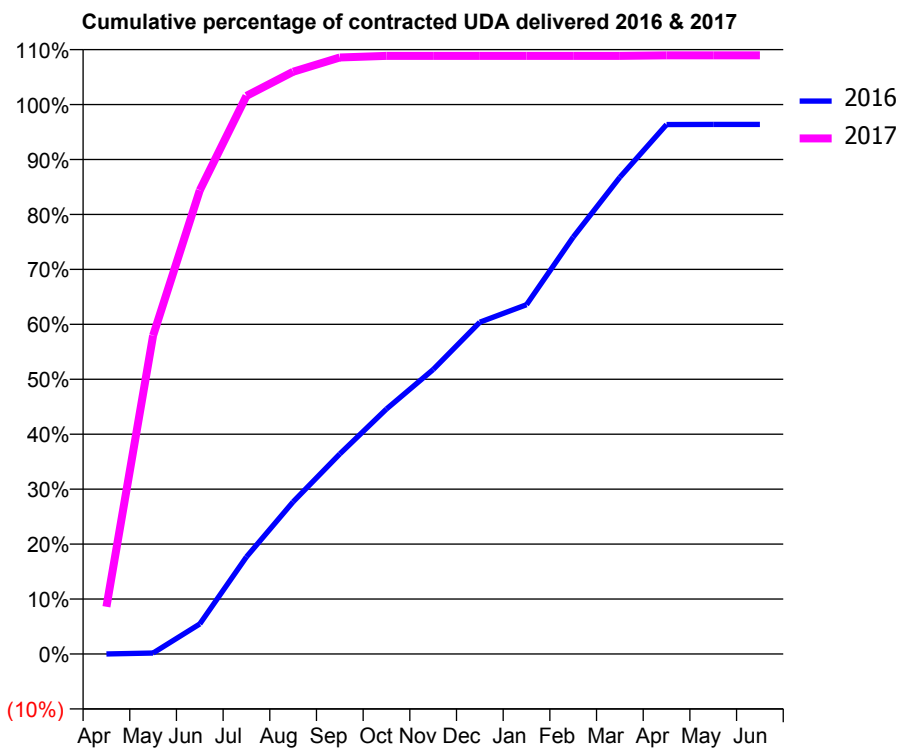
16/17 Contracted general activity (UDA)	2,981
Carry forward general activity (UDA)	0
16/17 Contracted orthodontic activity (UOA)	0
Carry forward orthodontic activity (UOA)	0
Baseline contract value	£83,328.64

### ACCESS\*

Patients seen in 24 months	Total	Change since previous quarter
Quarter ending March 2016	7,838	
Quarter ending June 2016	7,487	↓
Quarter ending September 2016	5,881	↓
Quarter ending December 2016	4,014	↓
Quarter ending March 2017	2,546	↓
<b>Variance since March 2016</b>	<b>(67.5%)</b>	↓



### ACTIVITY



Month	Adjusted Scheduled Activity (UDA)	
	2016	2017
April	0	256
May	33	1,728
June	981	2,516
July	3,162	3,028
August	4,956	3,159
September	6,510	3,236
October	7,974	3,245
November	9,257	3,245
December	10,799	3,245
January	11,368	3,245
February	13,568	3,245
March	15,516	3,245
April	17,232	3,248
May	17,236	3,248
June	17,236	3,248

### QUALITY

	Quantity	Base Number	Contract	AT	Region	England
% of FP17s for the same patient ID Re-attending within 3 months - Children	48	604	7.9%	10.0%	12.0%	12.3%
% of FP17s for the same patient ID Re-attending within 3 months - Adults	192	1,609	11.9%	15.4%	16.0%	16.7%
% of FP17s for the same patient ID Re-attending between 3 & 9 months - Children	265	604	43.9%	51.1%	58.8%	57.6%
% of FP17s for the same patient ID Re-attending between 3 & 9 months - Adults	701	1,609	43.6%	46.4%	51.2%	50.1%
% of FP17s for Band 1 Urgent Courses	14	1,296	1.1%	8.1%	8.0%	9.1%
% of FP17s Relating to Free Repair or Replacements	6	1,296	0.5%	0.7%	0.8%	0.8%
% of FP17s Relating to Continuations	25	1,296	1.9%	0.9%	1.2%	1.2%
% of Patients satisfied with the dentistry they have received	1	1	N/A	92.1%	92.7%	92.8%
% of Patients satisfied with the time they had to wait for an appointment	1	1	N/A	90.3%	89.1%	88.7%

\* This is based on patients treated on this contract for their most recent course of treatment. Figures in italics indicate the base number of FP17s or Patient Questionnaire responses are less than 100. N/A is shown where the base number of responses is less than 10 during the period. % is calculated as Quantity/Base number\*100

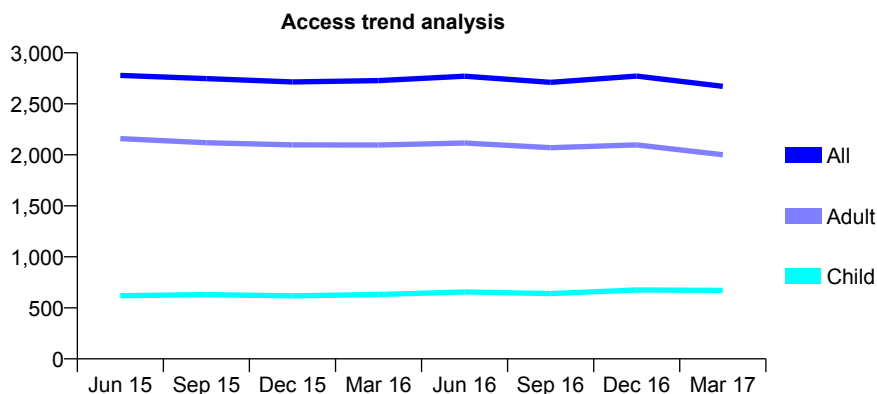
## Q54 - Vital Signs At a Glance Contract Report for 673749/0001 - Year end March 2017

Name or company name	MR R KUMAR
Contract type name	Pilot Contract
Purpose of contract	General and Orthodontic
Contract start date	01/04/2006
Contract end date	

16/17 Contracted general activity (UDA)	9,973
Carry forward general activity (UDA)	0
16/17 Contracted orthodontic activity (UOA)	210
Carry forward orthodontic activity (UOA)	0
Baseline contract value	£268,120.45

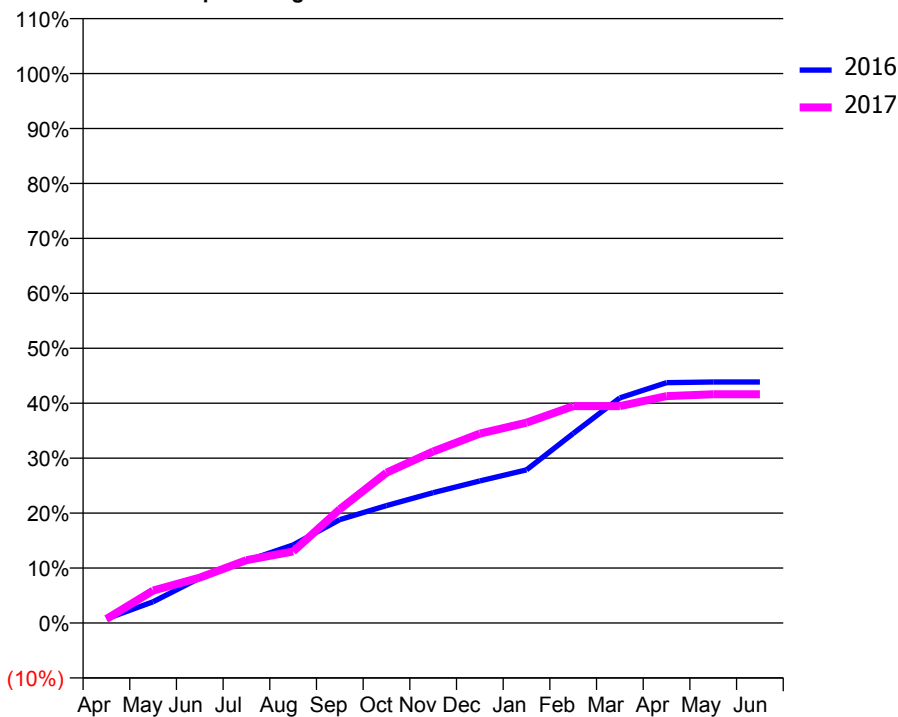
### ACCESS\*

Patients seen in 24 months	Total	Change since previous quarter
Quarter ending March 2016	2,727	
Quarter ending June 2016	2,771	→
Quarter ending September 2016	2,710	↓
Quarter ending December 2016	2,772	↑
Quarter ending March 2017	2,671	↓
<b>Variance since March 2016</b>	<b>(2.1%)</b>	<b>↓</b>



### ACTIVITY

Cumulative percentage of contracted UDA delivered 2016 & 2017



Month	Adjusted Scheduled Activity (UDA)	
	2016	2017
April	76	75
May	386	589
June	817	824
July	1,129	1,141
August	1,416	1,298
September	1,876	2,064
October	2,131	2,729
November	2,365	3,114
December	2,578	3,438
January	2,779	3,635
February	3,440	3,936
March	4,086	3,936
April	4,361	4,118
May	4,373	4,151
June	4,373	4,152

### QUALITY

	Quantity	Base Number	Contract	AT	Region	England
% of FP17s for the same patient ID Re-attending within 3 months - Children	22	702	3.1%	10.0%	12.0%	12.3%
% of FP17s for the same patient ID Re-attending within 3 months - Adults	139	1,741	8.0%	15.4%	16.0%	16.7%
% of FP17s for the same patient ID Re-attending between 3 & 9 months - Children	266	702	37.9%	51.1%	58.8%	57.6%
% of FP17s for the same patient ID Re-attending between 3 & 9 months - Adults	583	1,741	33.5%	46.4%	51.2%	50.1%
% of FP17s for Band 1 Urgent Courses	124	2,454	5.1%	8.1%	8.0%	9.1%
% of FP17s Relating to Free Repair or Replacements	0	2,454	0.0%	0.7%	0.8%	0.8%
% of FP17s Relating to Continuations	16	2,454	0.7%	0.9%	1.2%	1.2%
% of Patients satisfied with the dentistry they have received	0	0	N/A	92.1%	92.7%	92.8%
% of Patients satisfied with the time they had to wait for an appointment	0	0	N/A	90.3%	89.1%	88.7%

\* This is based on patients treated on this contract for their most recent course of treatment. Figures in italics indicate the base number of FP17s or Patient Questionnaire responses are less than 100. N/A is shown where the base number of responses is less than 10 during the period. % is calculated as Quantity/Base number\*100

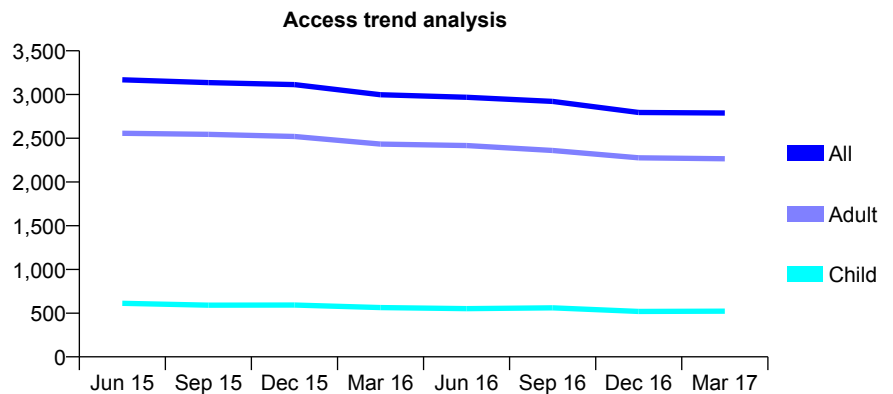
## Q54 - Vital Signs At a Glance Contract Report for 677566/0001 - Year end March 2017

Name or company name	MR N KHALED
Contract type name	GDS Contract
Purpose of contract	General
Contract start date	01/12/2006
Contract end date	

16/17 Contracted general activity (UDA)	15,657
Carry forward general activity (UDA)	0
16/17 Contracted orthodontic activity (UOA)	0
Carry forward orthodontic activity (UOA)	0
Baseline contract value	£390,593.31

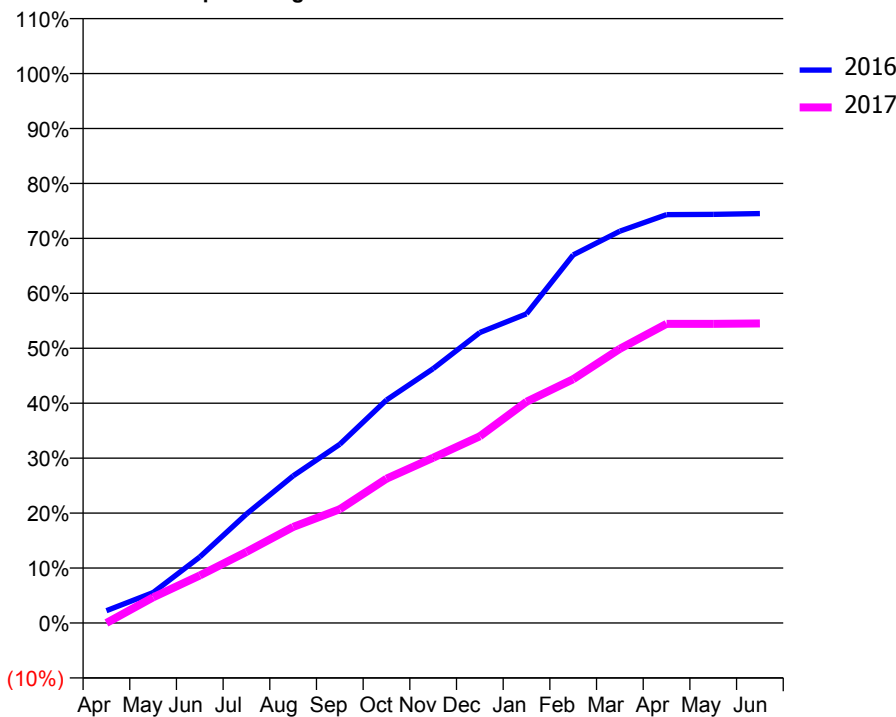
### ACCESS\*

Patients seen in 24 months	Total	Change since previous quarter
Quarter ending March 2016	2,997	
Quarter ending June 2016	2,968	→
Quarter ending September 2016	2,921	↓
Quarter ending December 2016	2,795	↓
Quarter ending March 2017	2,789	→
<b>Variance since March 2016</b>	<b>(6.9%)</b>	<b>↓</b>



### ACTIVITY

Cumulative percentage of contracted UDA delivered 2016 & 2017



Month	Adjusted Scheduled Activity (UDA)	
	2016	2017
April	350	0
May	870	730
June	1,883	1,353
July	3,108	2,027
August	4,193	2,736
September	5,092	3,242
October	6,354	4,113
November	7,248	4,709
December	8,276	5,322
January	8,808	6,305
February	10,490	6,946
March	11,164	7,815
April	11,636	8,525
May	11,643	8,524
June	11,665	8,537

### QUALITY

	Quantity	Base Number	Contract	AT	Region	England
% of FP17s for the same patient ID Re-attending within 3 months - Children	33	530	6.2%	10.0%	12.0%	12.3%
% of FP17s for the same patient ID Re-attending within 3 months - Adults	512	2,299	22.3%	15.4%	16.0%	16.7%
% of FP17s for the same patient ID Re-attending between 3 & 9 months - Children	192	530	36.2%	51.1%	58.8%	57.6%
% of FP17s for the same patient ID Re-attending between 3 & 9 months - Adults	673	2,299	29.3%	46.4%	51.2%	50.1%
% of FP17s for Band 1 Urgent Courses	97	2,845	3.4%	8.1%	8.0%	9.1%
% of FP17s Relating to Free Repair or Replacements	45	2,845	1.6%	0.7%	0.8%	0.8%
% of FP17s Relating to Continuations	129	2,845	4.5%	0.9%	1.2%	1.2%
% of Patients satisfied with the dentistry they have received	1	1	N/A	92.1%	92.7%	92.8%
% of Patients satisfied with the time they had to wait for an appointment	1	1	N/A	90.3%	89.1%	88.7%

\* This is based on patients treated on this contract for their most recent course of treatment. Figures in italics indicate the base number of FP17s or Patient Questionnaire responses are less than 100. N/A is shown where the base number of responses is less than 10 during the period. % is calculated as Quantity/Base number\*100

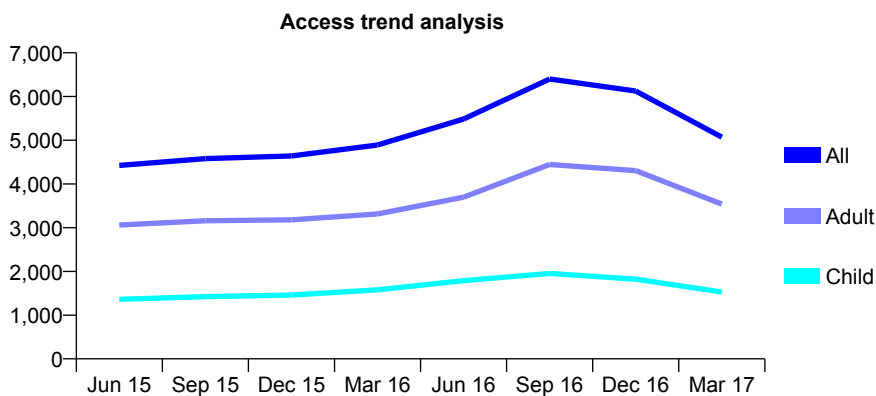
## Q54 - Vital Signs At a Glance Contract Report for 677620/0002 - Year end March 2017

Name or company name	MR MA ILYAS
Contract type name	GDS Contract
Purpose of contract	General
Contract start date	01/04/2006
Contract end date	

16/17 Contracted general activity (UDA)	14,933
Carry forward general activity (UDA)	0
16/17 Contracted orthodontic activity (UOA)	0
Carry forward orthodontic activity (UOA)	0
Baseline contract value	£335,867.58

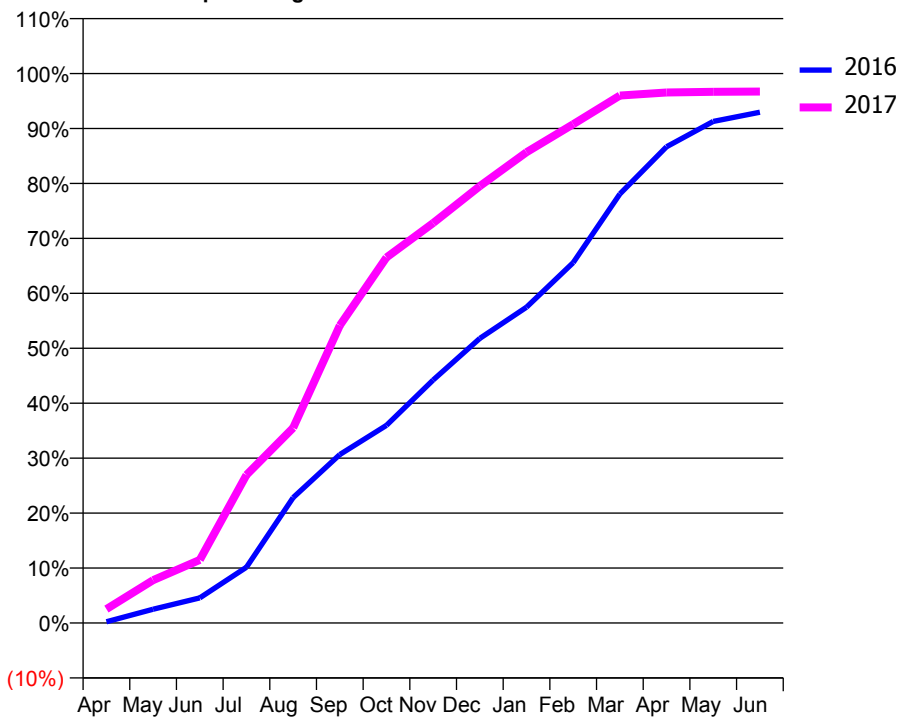
### ACCESS\*

Patients seen in 24 months	Total	Change since previous quarter
Quarter ending March 2016	4,892	
Quarter ending June 2016	5,487	↑
Quarter ending September 2016	6,400	↑
Quarter ending December 2016	6,125	↓
Quarter ending March 2017	5,071	↓
<b>Variance since March 2016</b>	<b>3.7%</b>	<b>↑</b>



### ACTIVITY

Cumulative percentage of contracted UDA delivered 2016 & 2017



Month	Adjusted Scheduled Activity (UDA)	
	2016	2017
April	35	378
May	376	1,165
June	684	1,714
July	1,517	4,026
August	3,408	5,304
September	4,579	8,086
October	5,373	9,936
November	6,604	10,868
December	7,736	11,872
January	8,582	12,794
February	9,793	13,556
March	11,660	14,332
April	12,942	14,417
May	13,630	14,436
June	13,883	14,441

### QUALITY

	Quantity	Base Number	Contract	AT	Region	England
% of FP17s for the same patient ID Re-attending within 3 months - Children	134	2,529	5.3%	10.0%	12.0%	12.3%
% of FP17s for the same patient ID Re-attending within 3 months - Adults	606	5,929	10.2%	15.4%	16.0%	16.7%
% of FP17s for the same patient ID Re-attending between 3 & 9 months - Children	1,200	2,529	47.4%	51.1%	58.8%	57.6%
% of FP17s for the same patient ID Re-attending between 3 & 9 months - Adults	2,462	5,929	41.5%	46.4%	51.2%	50.1%
% of FP17s for Band 1 Urgent Courses	464	6,953	6.7%	8.1%	8.0%	9.1%
% of FP17s Relating to Free Repair or Replacements	30	6,953	0.4%	0.7%	0.8%	0.8%
% of FP17s Relating to Continuations	21	6,953	0.3%	0.9%	1.2%	1.2%
% of Patients satisfied with the dentistry they have received	7	7	N/A	92.1%	92.7%	92.8%
% of Patients satisfied with the time they had to wait for an appointment	7	7	N/A	90.3%	89.1%	88.7%

\* This is based on patients treated on this contract for their most recent course of treatment. Figures in italics indicate the base number of FP17s or Patient Questionnaire responses are less than 100. N/A is shown where the base number of responses is less than 10 during the period. % is calculated as Quantity/Base number\*100



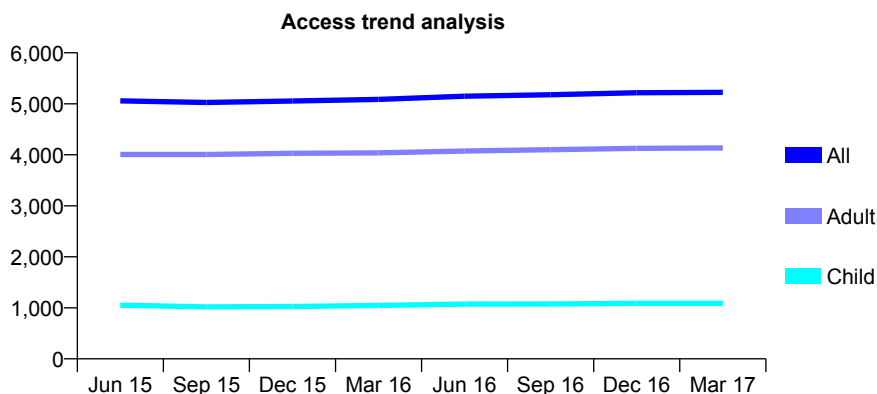
## Q54 - Vital Signs At a Glance Contract Report for 678139/0001 - Year end March 2017

Name or company name	MS WP CHEUNG
Contract type name	GDS Contract
Purpose of contract	General
Contract start date	01/04/2006
Contract end date	

16/17 Contracted general activity (UDA)	16,054
Carry forward general activity (UDA)	-115
16/17 Contracted orthodontic activity (UOA)	0
Carry forward orthodontic activity (UOA)	0
Baseline contract value	£335,493.93

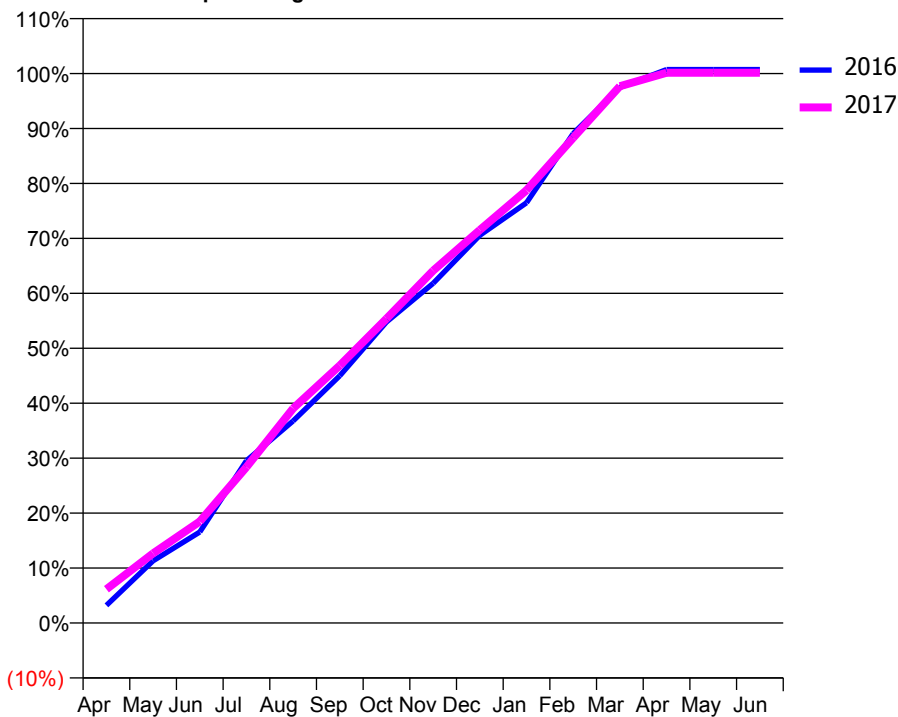
### ACCESS\*

Patients seen in 24 months	Total	Change since previous quarter
Quarter ending March 2016	5,086	
Quarter ending June 2016	5,148	→
Quarter ending September 2016	5,178	→
Quarter ending December 2016	5,216	→
Quarter ending March 2017	5,225	→
<b>Variance since March 2016</b>	<b>2.7%</b>	<b>↑</b>



### ACTIVITY

Cumulative percentage of contracted UDA delivered 2016 & 2017



Month	Adjusted Scheduled Activity (UDA)	
	2016	2017
April	516	988
May	1,817	2,034
June	2,660	2,968
July	4,745	4,556
August	5,905	6,269
September	7,225	7,524
October	8,796	8,891
November	9,925	10,296
December	11,325	11,484
January	12,277	12,645
February	14,300	14,174
March	15,647	15,683
April	16,169	16,074
May	16,169	16,074
June	16,169	16,074

### QUALITY

	Quantity	Base Number	Contract	AT	Region	England
% of FP17s for the same patient ID Re-attending within 3 months - Children	123	1,690	7.3%	10.0%	12.0%	12.3%
% of FP17s for the same patient ID Re-attending within 3 months - Adults	1,133	6,769	16.7%	15.4%	16.0%	16.7%
% of FP17s for the same patient ID Re-attending between 3 & 9 months - Children	1,037	1,690	61.4%	51.1%	58.8%	57.6%
% of FP17s for the same patient ID Re-attending between 3 & 9 months - Adults	4,287	6,769	63.3%	46.4%	51.2%	50.1%
% of FP17s for Band 1 Urgent Courses	471	8,422	5.6%	8.1%	8.0%	9.1%
% of FP17s Relating to Free Repair or Replacements	97	8,422	1.2%	0.7%	0.8%	0.8%
% of FP17s Relating to Continuations	283	8,422	3.4%	0.9%	1.2%	1.2%
% of Patients satisfied with the dentistry they have received	10	12	83.3%	92.1%	92.7%	92.8%
% of Patients satisfied with the time they had to wait for an appointment	11	12	91.7%	90.3%	89.1%	88.7%

\* This is based on patients treated on this contract for their most recent course of treatment. Figures in italics indicate the base number of FP17s or Patient Questionnaire responses are less than 100. N/A is shown where the base number of responses is less than 10 during the period. % is calculated as Quantity/Base number\*100

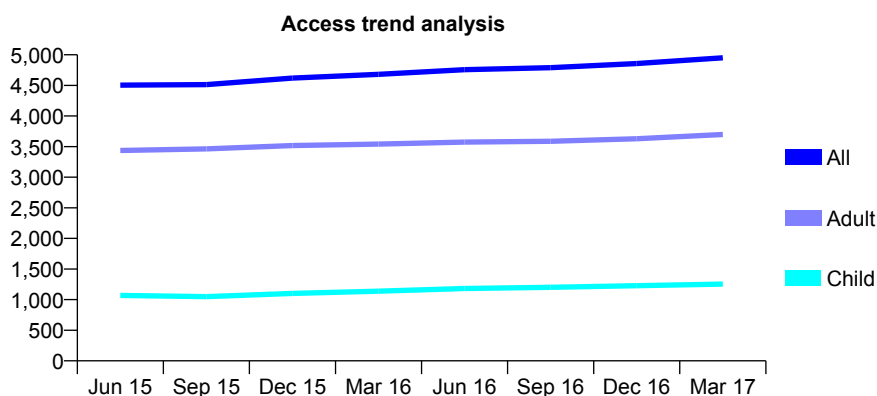
## Q54 - Vital Signs At a Glance Contract Report for 678325/0001 - Year end March 2017

Name or company name	MR MS PARMAR
Contract type name	GDS Contract
Purpose of contract	General
Contract start date	01/04/2006
Contract end date	

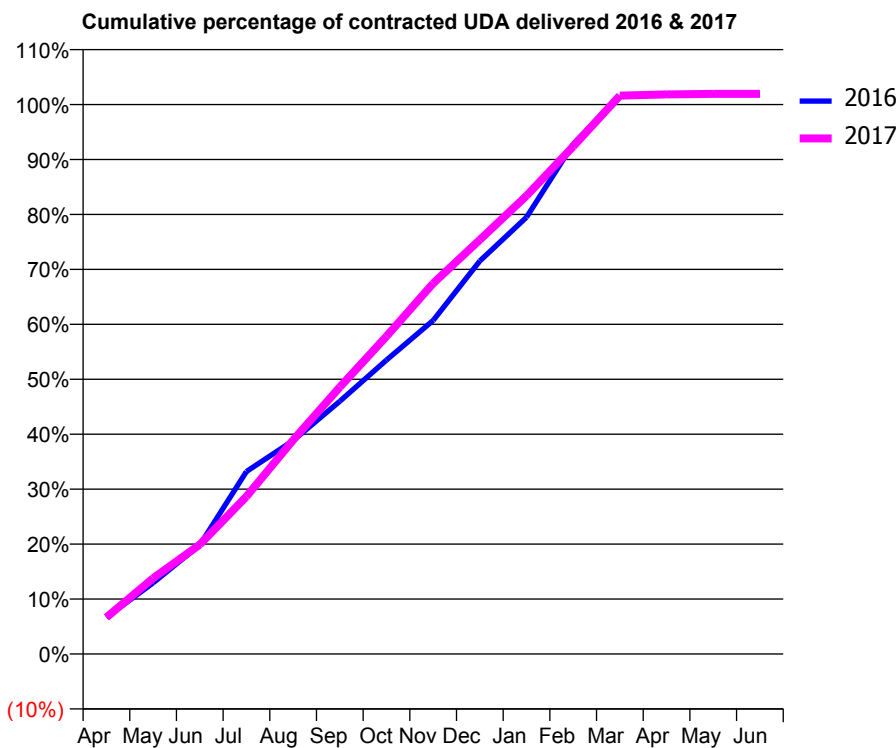
16/17 Contracted general activity (UDA)	9,855
Carry forward general activity (UDA)	-181
16/17 Contracted orthodontic activity (UOA)	0
Carry forward orthodontic activity (UOA)	0
Baseline contract value	£271,183.15

### ACCESS\*

Patients seen in 24 months	Total	Change since previous quarter
Quarter ending March 2016	4,681	
Quarter ending June 2016	4,757	→
Quarter ending September 2016	4,789	→
Quarter ending December 2016	4,857	→
Quarter ending March 2017	4,952	→
<b>Variance since March 2016</b>	<b>5.8%</b>	<b>↑</b>



### ACTIVITY



Month	Adjusted Scheduled Activity (UDA)	
	2016	2017
April	656	657
May	1,275	1,361
June	1,954	1,963
July	3,273	2,826
August	3,827	3,836
September	4,533	4,786
October	5,272	5,699
November	5,983	6,648
December	7,048	7,429
January	7,834	8,218
February	9,146	9,103
March	10,000	10,014
April	10,036	10,036
May	10,036	10,046
June	10,036	10,047

### QUALITY

	Quantity	Base Number	Contract	AT	Region	England
% of FP17s for the same patient ID Re-attending within 3 months - Children	126	1,626	7.7%	10.0%	12.0%	12.3%
% of FP17s for the same patient ID Re-attending within 3 months - Adults	420	4,066	10.3%	15.4%	16.0%	16.7%
% of FP17s for the same patient ID Re-attending between 3 & 9 months - Children	764	1,626	47.0%	51.1%	58.8%	57.6%
% of FP17s for the same patient ID Re-attending between 3 & 9 months - Adults	1,767	4,066	43.5%	46.4%	51.2%	50.1%
% of FP17s for Band 1 Urgent Courses	163	5,046	3.2%	8.1%	8.0%	9.1%
% of FP17s Relating to Free Repair or Replacements	18	5,046	0.4%	0.7%	0.8%	0.8%
% of FP17s Relating to Continuations	45	5,046	0.9%	0.9%	1.2%	1.2%
% of Patients satisfied with the dentistry they have received	7	8	N/A	92.1%	92.7%	92.8%
% of Patients satisfied with the time they had to wait for an appointment	7	8	N/A	90.3%	89.1%	88.7%

\* This is based on patients treated on this contract for their most recent course of treatment. Figures in italics indicate the base number of FP17s or Patient Questionnaire responses are less than 100. N/A is shown where the base number of responses is less than 10 during the period. % is calculated as Quantity/Base number\*100

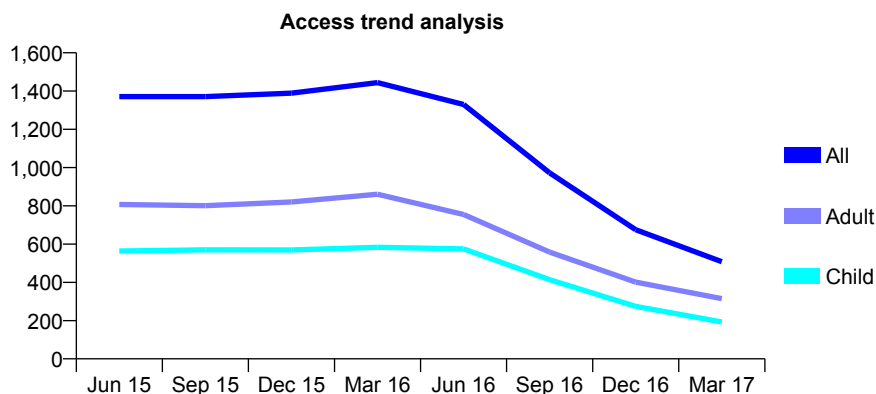
## Q54 - Vital Signs At a Glance Contract Report for 679186/0002 - Year end March 2017

Name or company name	MR A DA COSTA
Contract type name	GDS Contract
Purpose of contract	General
Contract start date	01/11/2008
Contract end date	31/05/2016

16/17 Contracted general activity (UDA)	815
Carry forward general activity (UDA)	0
16/17 Contracted orthodontic activity (UOA)	0
Carry forward orthodontic activity (UOA)	0
Baseline contract value	£19,688.00

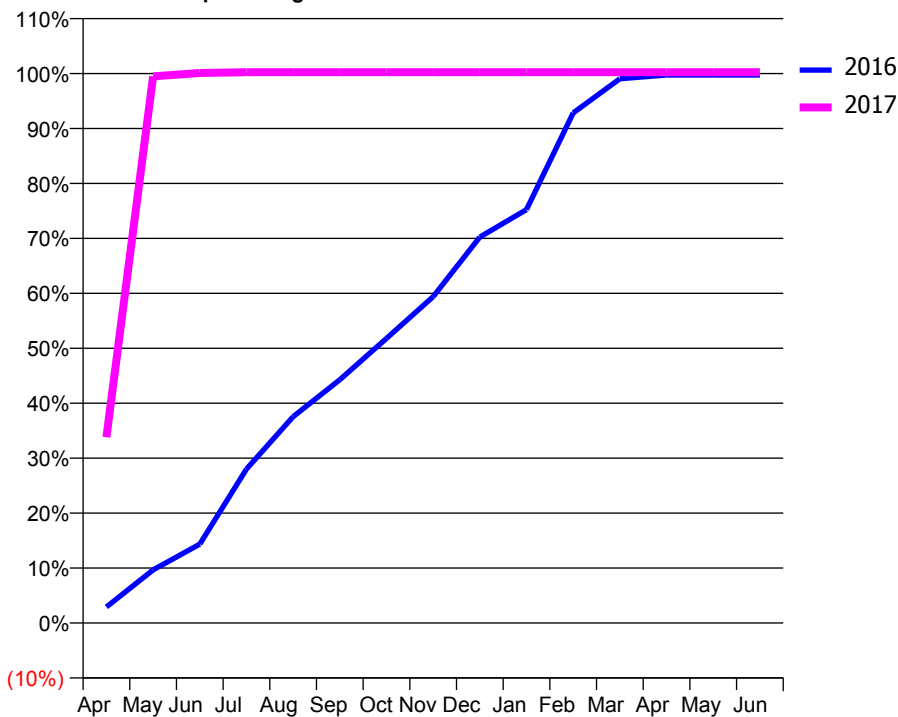
### ACCESS\*

Patients seen in 24 months	Total	Change since previous quarter
Quarter ending March 2016	1,444	
Quarter ending June 2016	1,330	↓
Quarter ending September 2016	972	↓
Quarter ending December 2016	675	↓
Quarter ending March 2017	508	↓
<b>Variance since March 2016</b>	<b>(64.8%)</b>	↓



### ACTIVITY

Cumulative percentage of contracted UDA delivered 2016 & 2017



Adjusted Scheduled Activity (UDA)

Month	2016	2017
April	143	276
May	473	811
June	702	816
July	1,370	817
August	1,836	817
September	2,166	817
October	2,533	817
November	2,904	817
December	3,435	817
January	3,680	817
February	4,540	817
March	4,843	817
April	4,877	817
May	4,877	817
June	4,877	817

### QUALITY

	Quantity	Base Number	Contract	AT	Region	England
% of FP17s for the same patient ID Re-attending within 3 months - Children	9	156	5.8%	10.0%	12.0%	12.3%
% of FP17s for the same patient ID Re-attending within 3 months - Adults	20	142	14.1%	15.4%	16.0%	16.7%
% of FP17s for the same patient ID Re-attending between 3 & 9 months - Children	34	156	21.8%	51.1%	58.8%	57.6%
% of FP17s for the same patient ID Re-attending between 3 & 9 months - Adults	38	142	26.8%	46.4%	51.2%	50.1%
% of FP17s for Band 1 Urgent Courses	25	277	9.0%	8.1%	8.0%	9.1%
% of FP17s Relating to Free Repair or Replacements	1	277	0.4%	0.7%	0.8%	0.8%
% of FP17s Relating to Continuations	0	277	0.0%	0.9%	1.2%	1.2%
% of Patients satisfied with the dentistry they have received	0	0	N/A	92.1%	92.7%	92.8%
% of Patients satisfied with the time they had to wait for an appointment	0	0	N/A	90.3%	89.1%	88.7%

\* This is based on patients treated on this contract for their most recent course of treatment. Figures in italics indicate the base number of FP17s or Patient Questionnaire responses are less than 100. N/A is shown where the base number of responses is less than 10 during the period. % is calculated as Quantity/Base number\*100

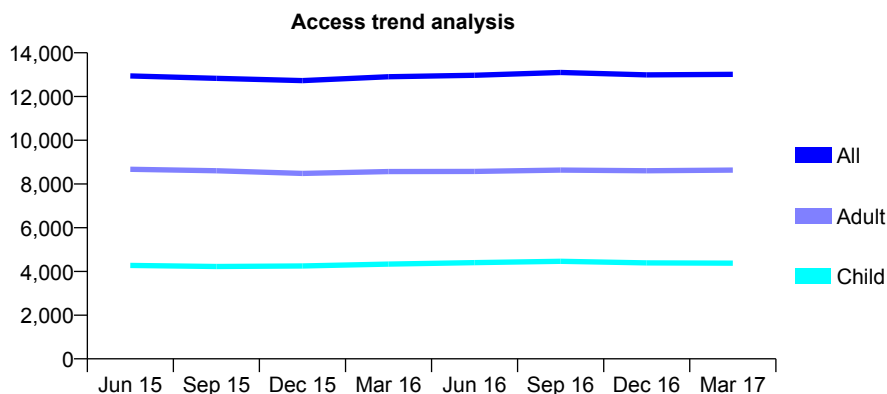
## Q54 - Vital Signs At a Glance Contract Report for 682004/0001 - Year end March 2017

Name or company name	MR S KUMAR
Contract type name	GDS Contract
Purpose of contract	General
Contract start date	01/04/2006
Contract end date	

16/17 Contracted general activity (UDA)	45,372
Carry forward general activity (UDA)	1,262
16/17 Contracted orthodontic activity (UOA)	0
Carry forward orthodontic activity (UOA)	0
Baseline contract value	£1,235,389.53

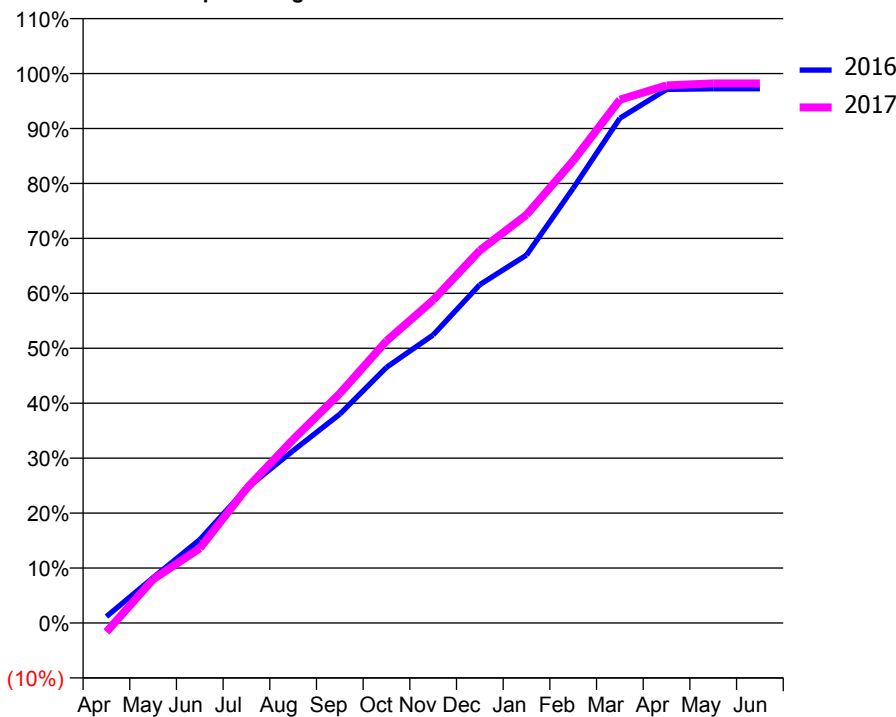
### ACCESS\*

Patients seen in 24 months	Total	Change since previous quarter
Quarter ending March 2016	12,902	
Quarter ending June 2016	12,974	→
Quarter ending September 2016	13,099	→
Quarter ending December 2016	12,991	→
Quarter ending March 2017	13,012	→
<b>Variance since March 2016</b>	<b>0.9%</b>	<b>→</b>



### ACTIVITY

Cumulative percentage of contracted UDA delivered 2016 & 2017



Month	Adjusted Scheduled Activity (UDA)	
	2016	2017
April	535	-739
May	3,753	3,602
June	6,885	6,174
July	11,115	11,103
August	14,231	15,151
September	17,245	18,957
October	21,109	23,287
November	23,783	26,666
December	27,937	30,771
January	30,388	33,709
February	35,897	38,165
March	41,679	43,207
April	44,058	44,392
May	44,110	44,548
June	44,110	44,551

### QUALITY

	Quantity	Base Number	Contract	AT	Region	England
% of FP17s for the same patient ID Re-attending within 3 months - Children	240	5,030	4.8%	10.0%	12.0%	12.3%
% of FP17s for the same patient ID Re-attending within 3 months - Adults	1,224	9,341	13.1%	15.4%	16.0%	16.7%
% of FP17s for the same patient ID Re-attending between 3 & 9 months - Children	2,108	5,030	41.9%	51.1%	58.8%	57.6%
% of FP17s for the same patient ID Re-attending between 3 & 9 months - Adults	3,234	9,341	34.6%	46.4%	51.2%	50.1%
% of FP17s for Band 1 Urgent Courses	1,346	14,077	9.6%	8.1%	8.0%	9.1%
% of FP17s Relating to Free Repair or Replacements	57	14,077	0.4%	0.7%	0.8%	0.8%
% of FP17s Relating to Continuations	61	14,077	0.4%	0.9%	1.2%	1.2%
% of Patients satisfied with the dentistry they have received	6	7	N/A	92.1%	92.7%	92.8%
% of Patients satisfied with the time they had to wait for an appointment	5	7	N/A	90.3%	89.1%	88.7%

\* This is based on patients treated on this contract for their most recent course of treatment. Figures in italics indicate the base number of FP17s or Patient Questionnaire responses are less than 100. N/A is shown where the base number of responses is less than 10 during the period. % is calculated as Quantity/Base number\*100

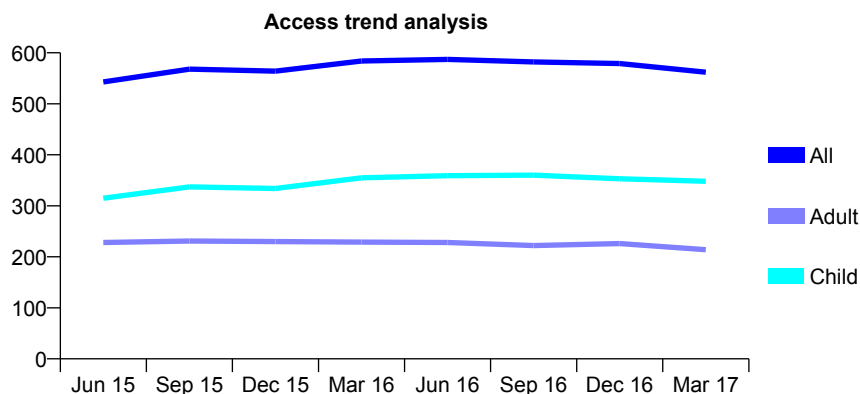
## Q54 - Vital Signs At a Glance Contract Report for 682381/0001 - Year end March 2017

Name or company name	MR TF FRASER
Contract type name	GDS Contract
Purpose of contract	General
Contract start date	01/04/2006
Contract end date	

16/17 Contracted general activity (UDA)	1,600
Carry forward general activity (UDA)	0
16/17 Contracted orthodontic activity (UOA)	0
Carry forward orthodontic activity (UOA)	0
Baseline contract value	£40,662.61

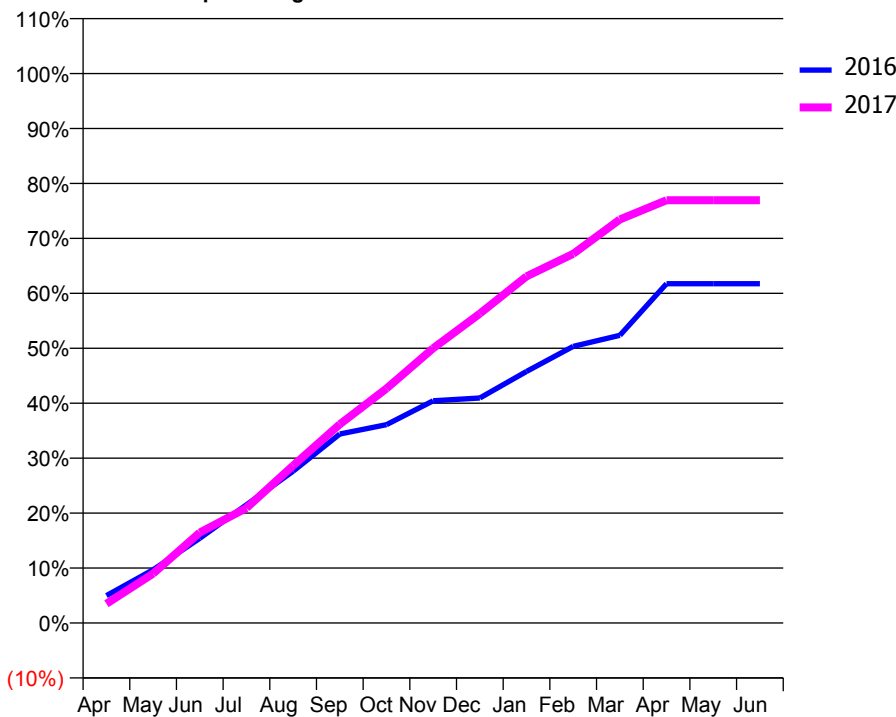
### ACCESS\*

Patients seen in 24 months	Total	Change since previous quarter
Quarter ending March 2016	584	
Quarter ending June 2016	587	→
Quarter ending September 2016	582	→
Quarter ending December 2016	579	→
Quarter ending March 2017	562	↓
<b>Variance since March 2016</b>	<b>(3.8%)</b>	<b>↓</b>



### ACTIVITY

Cumulative percentage of contracted UDA delivered 2016 & 2017



Adjusted Scheduled Activity (UDA)

Month	2016	2017
April	91	56
May	177	144
June	282	264
July	393	335
August	505	458
September	629	579
October	660	683
November	740	800
December	749	901
January	837	1,009
February	921	1,075
March	958	1,175
April	1,129	1,231
May	1,129	1,231
June	1,129	1,231

### QUALITY

	Quantity	Base Number	Contract	AT	Region	England
% of FP17s for the same patient ID Re-attending within 3 months - Children	27	562	4.8%	10.0%	12.0%	12.3%
% of FP17s for the same patient ID Re-attending within 3 months - Adults	68	301	22.6%	15.4%	16.0%	16.7%
% of FP17s for the same patient ID Re-attending between 3 & 9 months - Children	324	562	57.7%	51.1%	58.8%	57.6%
% of FP17s for the same patient ID Re-attending between 3 & 9 months - Adults	130	301	43.2%	46.4%	51.2%	50.1%
% of FP17s for Band 1 Urgent Courses	36	774	4.7%	8.1%	8.0%	9.1%
% of FP17s Relating to Free Repair or Replacements	0	774	0.0%	0.7%	0.8%	0.8%
% of FP17s Relating to Continuations	27	774	3.5%	0.9%	1.2%	1.2%
% of Patients satisfied with the dentistry they have received	0	0	N/A	92.1%	92.7%	92.8%
% of Patients satisfied with the time they had to wait for an appointment	0	0	N/A	90.3%	89.1%	88.7%

\* This is based on patients treated on this contract for their most recent course of treatment. Figures in italics indicate the base number of FP17s or Patient Questionnaire responses are less than 100. N/A is shown where the base number of responses is less than 10 during the period. % is calculated as Quantity/Base number\*100

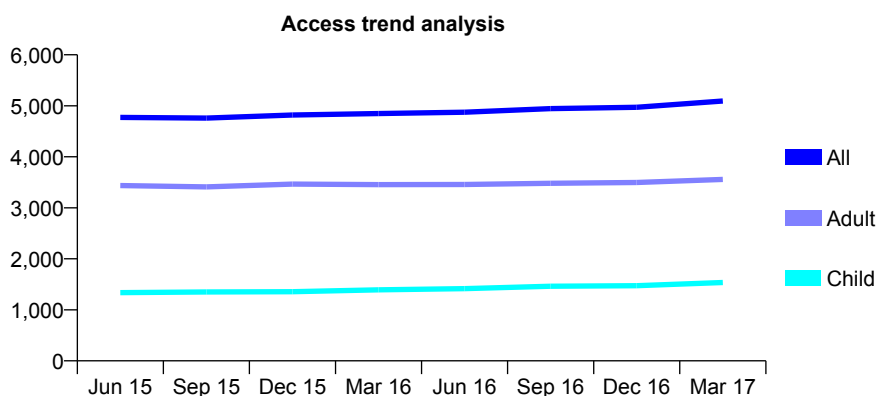
## Q54 - Vital Signs At a Glance Contract Report for 686867/0001 - Year end March 2017

Name or company name	MISS PK ATHWAL
Contract type name	GDS Contract
Purpose of contract	General
Contract start date	01/04/2006
Contract end date	

16/17 Contracted general activity (UDA)	18,296
Carry forward general activity (UDA)	-16
16/17 Contracted orthodontic activity (UOA)	0
Carry forward orthodontic activity (UOA)	0
Baseline contract value	£521,090.68

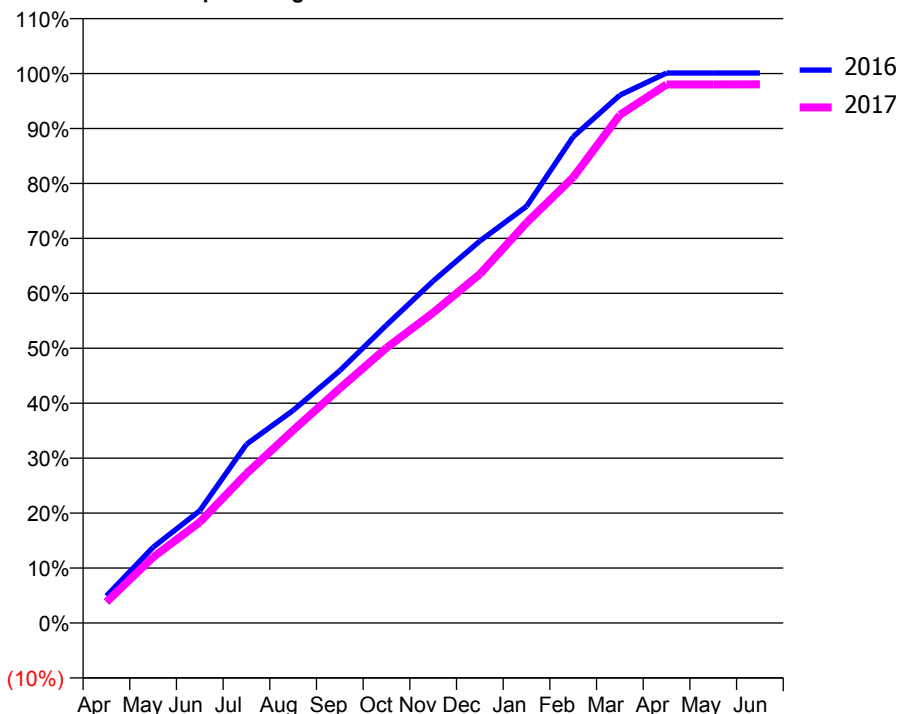
### ACCESS\*

Patients seen in 24 months	Total	Change since previous quarter
Quarter ending March 2016	4,849	
Quarter ending June 2016	4,874	→
Quarter ending September 2016	4,944	→
Quarter ending December 2016	4,972	→
Quarter ending March 2017	5,093	↑
<b>Variance since March 2016</b>	5.0%	↑



### ACTIVITY

Cumulative percentage of contracted UDA delivered 2016 & 2017



Month	Adjusted Scheduled Activity (UDA)	
	2016	2017
April	905	698
May	2,523	2,190
June	3,741	3,359
July	5,953	4,974
August	7,082	6,418
September	8,404	7,811
October	9,920	9,163
November	11,387	10,335
December	12,719	11,618
January	13,870	13,328
February	16,188	14,841
March	17,575	16,917
April	18,312	17,933
May	18,312	17,933
June	18,312	17,934

### QUALITY

	Quantity	Base Number	Contract	AT	Region	England
% of FP17s for the same patient ID Re-attending within 3 months - Children	44	1,992	2.2%	10.0%	12.0%	12.3%
% of FP17s for the same patient ID Re-attending within 3 months - Adults	224	4,325	5.2%	15.4%	16.0%	16.7%
% of FP17s for the same patient ID Re-attending between 3 & 9 months - Children	1,099	1,992	55.2%	51.1%	58.8%	57.6%
% of FP17s for the same patient ID Re-attending between 3 & 9 months - Adults	2,462	4,325	56.9%	46.4%	51.2%	50.1%
% of FP17s for Band 1 Urgent Courses	113	6,348	1.8%	8.1%	8.0%	9.1%
% of FP17s Relating to Free Repair or Replacements	33	6,348	0.5%	0.7%	0.8%	0.8%
% of FP17s Relating to Continuations	17	6,348	0.3%	0.9%	1.2%	1.2%
% of Patients satisfied with the dentistry they have received	2	3	N/A	92.1%	92.7%	92.8%
% of Patients satisfied with the time they had to wait for an appointment	3	3	N/A	90.3%	89.1%	88.7%

\* This is based on patients treated on this contract for their most recent course of treatment. Figures in italics indicate the base number of FP17s or Patient Questionnaire responses are less than 100. N/A is shown where the base number of responses is less than 10 during the period. % is calculated as Quantity/Base number\*100

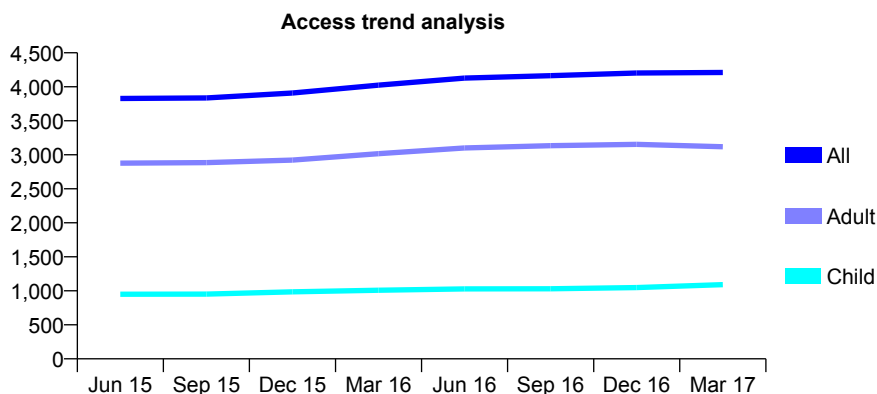
## Q54 - Vital Signs At a Glance Contract Report for 686883/0001 - Year end March 2017

Name or company name	MR HS GILL
Contract type name	GDS Contract
Purpose of contract	General
Contract start date	01/04/2006
Contract end date	

16/17 Contracted general activity (UDA)	11,380
Carry forward general activity (UDA)	432
16/17 Contracted orthodontic activity (UOA)	0
Carry forward orthodontic activity (UOA)	0
Baseline contract value	£246,343.53

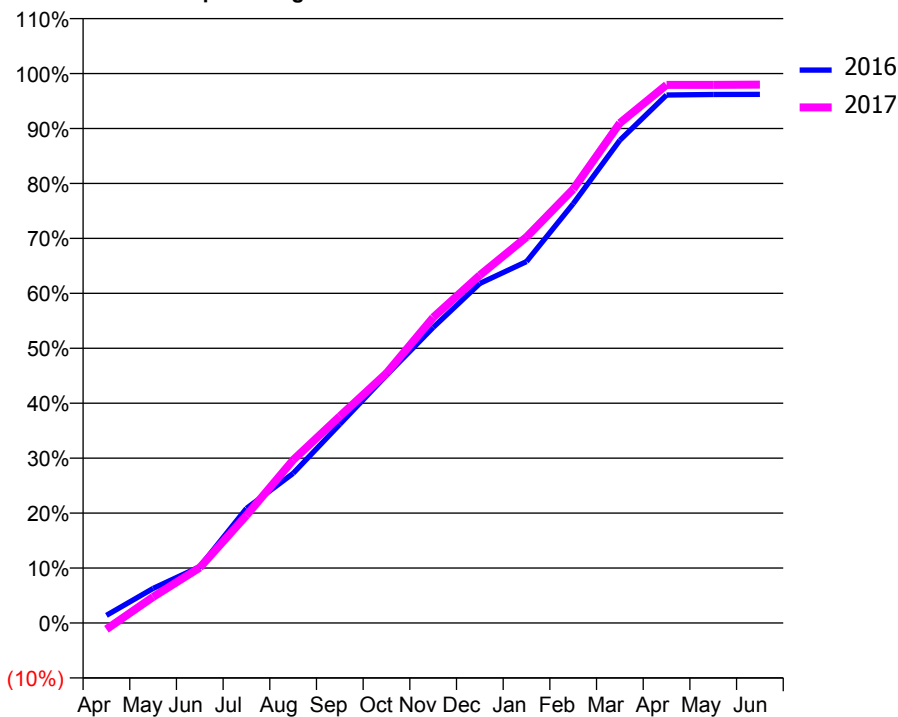
### ACCESS\*

Patients seen in 24 months	Total	Change since previous quarter
Quarter ending March 2016	4,025	
Quarter ending June 2016	4,128	↑
Quarter ending September 2016	4,164	→
Quarter ending December 2016	4,203	→
Quarter ending March 2017	4,210	→
<b>Variance since March 2016</b>	<b>4.6%</b>	<b>↑</b>



### ACTIVITY

Cumulative percentage of contracted UDA delivered 2016 & 2017



Month	Adjusted Scheduled Activity (UDA)	
	2016	2017
April	159	-132
May	716	540
June	1,168	1,149
July	2,374	2,231
August	3,100	3,377
September	4,116	4,282
October	5,133	5,174
November	6,122	6,329
December	7,031	7,204
January	7,485	7,994
February	8,682	8,986
March	9,998	10,354
April	10,935	11,145
May	10,947	11,145
June	10,948	11,149

### QUALITY

	Quantity	Base Number	Contract	AT	Region	England
% of FP17s for the same patient ID Re-attending within 3 months - Children	160	1,678	9.5%	10.0%	12.0%	12.3%
% of FP17s for the same patient ID Re-attending within 3 months - Adults	386	3,952	9.8%	15.4%	16.0%	16.7%
% of FP17s for the same patient ID Re-attending between 3 & 9 months - Children	962	1,678	57.3%	51.1%	58.8%	57.6%
% of FP17s for the same patient ID Re-attending between 3 & 9 months - Adults	2,137	3,952	54.1%	46.4%	51.2%	50.1%
% of FP17s for Band 1 Urgent Courses	114	5,150	2.2%	8.1%	8.0%	9.1%
% of FP17s Relating to Free Repair or Replacements	39	5,150	0.8%	0.7%	0.8%	0.8%
% of FP17s Relating to Continuations	24	5,150	0.5%	0.9%	1.2%	1.2%
% of Patients satisfied with the dentistry they have received	2	2	N/A	92.1%	92.7%	92.8%
% of Patients satisfied with the time they had to wait for an appointment	2	2	N/A	90.3%	89.1%	88.7%

\* This is based on patients treated on this contract for their most recent course of treatment. Figures in italics indicate the base number of FP17s or Patient Questionnaire responses are less than 100. N/A is shown where the base number of responses is less than 10 during the period. % is calculated as Quantity/Base number\*100



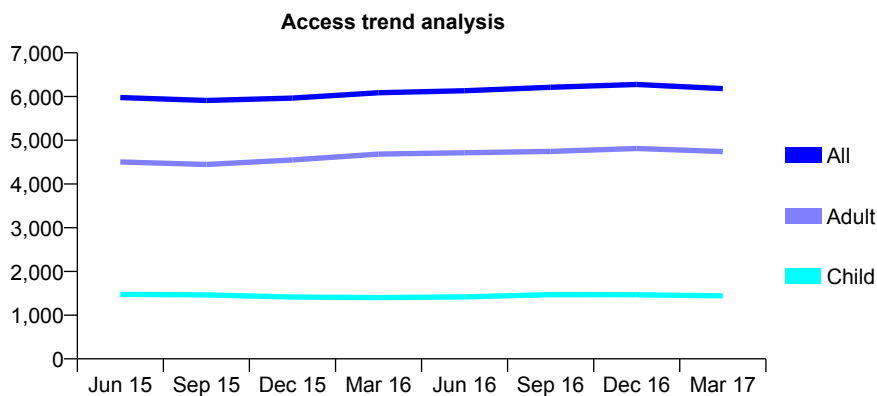
## Q54 - Vital Signs At a Glance Contract Report for 686883/0002 - Year end March 2017

Name or company name	MR HS GILL
Contract type name	PDS Plus Contract
Purpose of contract	General
Contract start date	01/11/2010
Contract end date	31/10/2020

16/17 Contracted general activity (UDA)	22,480
Carry forward general activity (UDA)	0
16/17 Contracted orthodontic activity (UOA)	0
Carry forward orthodontic activity (UOA)	0
Baseline contract value	£294,668.34

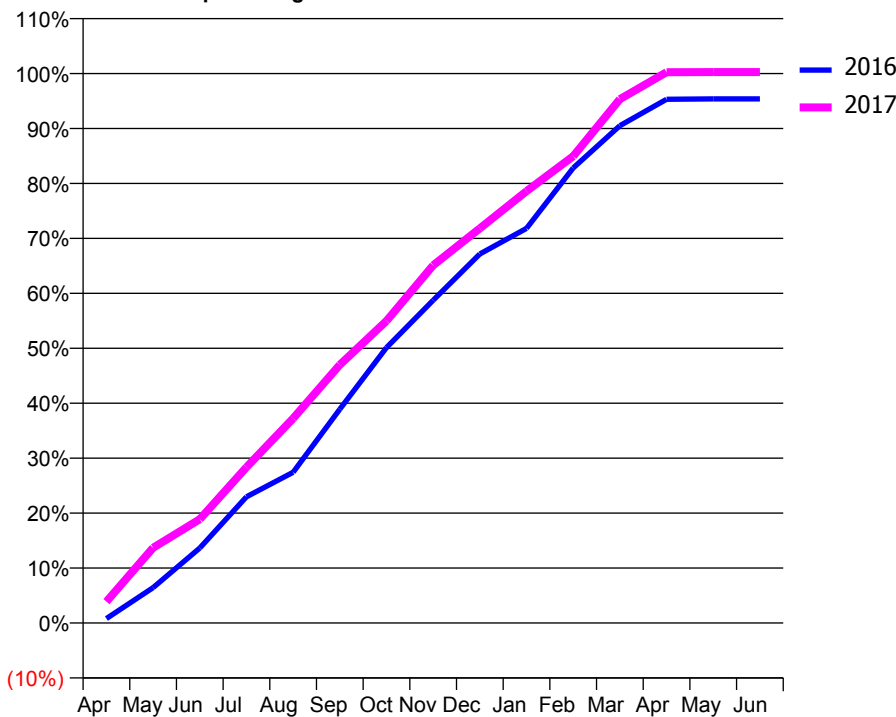
### ACCESS\*

Patients seen in 24 months	Total	Change since previous quarter
Quarter ending March 2016	6,086	
Quarter ending June 2016	6,133	→
Quarter ending September 2016	6,212	→
Quarter ending December 2016	6,277	→
Quarter ending March 2017	6,182	↓
<b>Variance since March 2016</b>	<b>1.6%</b>	<b>→</b>



### ACTIVITY

Cumulative percentage of contracted UDA delivered 2016 & 2017



Month	Adjusted Scheduled Activity (UDA)	
	2016	2017
April	179	876
May	1,432	3,080
June	3,029	4,245
July	5,101	6,373
August	6,089	8,371
September	8,637	10,561
October	11,127	12,356
November	13,038	14,635
December	14,911	16,146
January	15,946	17,665
February	18,384	19,094
March	20,091	21,432
April	21,160	22,533
May	21,173	22,536
June	21,177	22,536

### QUALITY

	Quantity	Base Number	Contract	AT	Region	England
% of FP17s for the same patient ID Re-attending within 3 months - Children	186	1,774	10.5%	10.0%	12.0%	12.3%
% of FP17s for the same patient ID Re-attending within 3 months - Adults	1,274	5,505	23.1%	15.4%	16.0%	16.7%
% of FP17s for the same patient ID Re-attending between 3 & 9 months - Children	728	1,774	41.0%	51.1%	58.8%	57.6%
% of FP17s for the same patient ID Re-attending between 3 & 9 months - Adults	1,288	5,505	23.4%	46.4%	51.2%	50.1%
% of FP17s for Band 1 Urgent Courses	1,994	7,257	27.5%	8.1%	8.0%	9.1%
% of FP17s Relating to Free Repair or Replacements	44	7,257	0.6%	0.7%	0.8%	0.8%
% of FP17s Relating to Continuations	69	7,257	1.0%	0.9%	1.2%	1.2%
% of Patients satisfied with the dentistry they have received	2	4	N/A	92.1%	92.7%	92.8%
% of Patients satisfied with the time they had to wait for an appointment	2	4	N/A	90.3%	89.1%	88.7%

\* This is based on patients treated on this contract for their most recent course of treatment. Figures in italics indicate the base number of FP17s or Patient Questionnaire responses are less than 100. N/A is shown where the base number of responses is less than 10 during the period. % is calculated as Quantity/Base number\*100

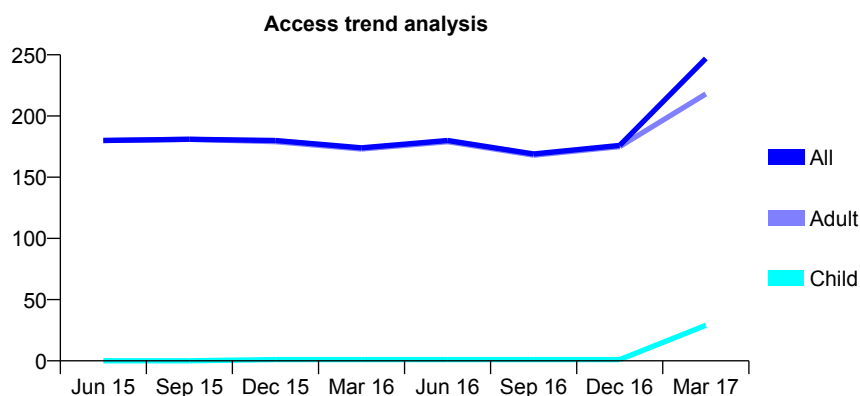
## Q54 - Vital Signs At a Glance Contract Report for 688347/0002 - Year end March 2017

Name or company name	MR K HANJI
Contract type name	PDS Contract
Purpose of contract	General
Contract start date	08/03/2012
Contract end date	07/03/2022

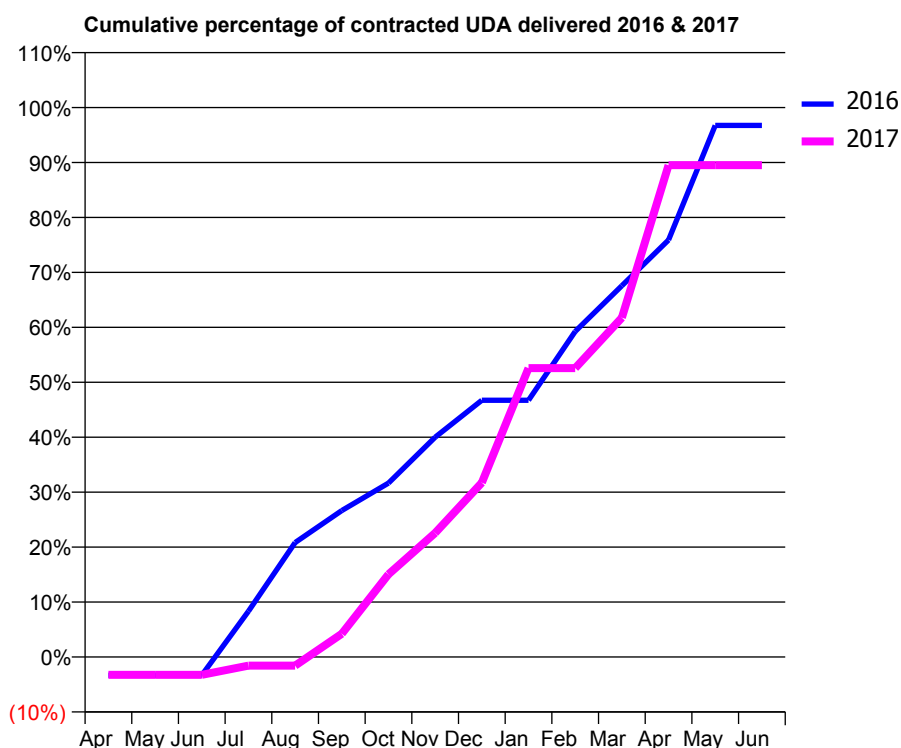
16/17 Contracted general activity (UDA)	1,440
Carry forward general activity (UDA)	47
16/17 Contracted orthodontic activity (UOA)	0
Carry forward orthodontic activity (UOA)	0
Baseline contract value	£70,922.99

### ACCESS\*

Patients seen in 24 months	Total	Change since previous quarter
Quarter ending March 2016	174	
Quarter ending June 2016	180	↑
Quarter ending September 2016	169	↓
Quarter ending December 2016	176	↑
Quarter ending March 2017	247	↑
<b>Variance since March 2016</b>	<b>42.0%</b>	<b>↑</b>



### ACTIVITY



Month	Adjusted Scheduled Activity (UDA)	
	2016	2017
April	-48	-47
May	-48	-47
June	-48	-47
July	120	-23
August	300	-23
September	384	61
October	456	217
November	576	325
December	673	457
January	673	757
February	853	757
March	973	889
April	1,093	1,289
May	1,393	1,289
June	1,393	1,289

### QUALITY

	Quantity	Base Number	Contract	AT	Region	England
% of FP17s for the same patient ID Re-attending within 3 months - Children	0	0	N/A	10.0%	12.0%	12.3%
% of FP17s for the same patient ID Re-attending within 3 months - Adults	0	113	0.0%	15.4%	16.0%	16.7%
% of FP17s for the same patient ID Re-attending between 3 & 9 months - Children	0	0	N/A	51.1%	58.8%	57.6%
% of FP17s for the same patient ID Re-attending between 3 & 9 months - Adults	5	113	4.4%	46.4%	51.2%	50.1%
% of FP17s for Band 1 Urgent Courses	4	201	2.0%	8.1%	8.0%	9.1%
% of FP17s Relating to Free Repair or Replacements	0	201	0.0%	0.7%	0.8%	0.8%
% of FP17s Relating to Continuations	0	201	0.0%	0.9%	1.2%	1.2%
% of Patients satisfied with the dentistry they have received	0	0	N/A	92.1%	92.7%	92.8%
% of Patients satisfied with the time they had to wait for an appointment	0	0	N/A	90.3%	89.1%	88.7%

\* This is based on patients treated on this contract for their most recent course of treatment. Figures in italics indicate the base number of FP17s or Patient Questionnaire responses are less than 100. N/A is shown where the base number of responses is less than 10 during the period. % is calculated as Quantity/Base number\*100

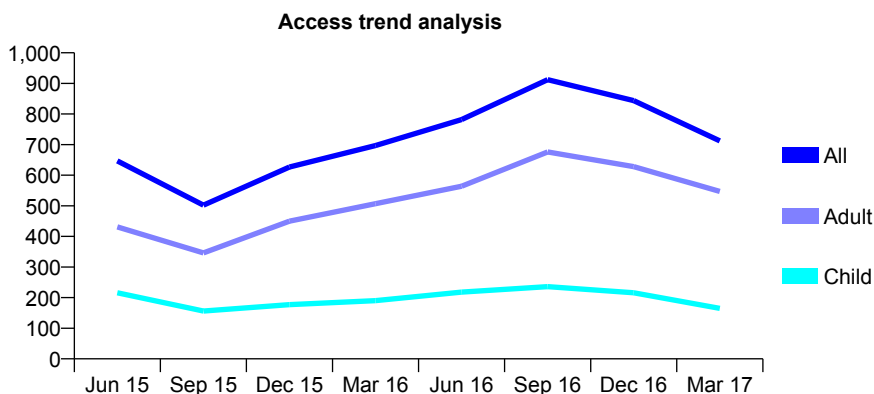
## Q54 - Vital Signs At a Glance Contract Report for 688347/0003 - Year end March 2017

Name or company name	MR K HANJI
Contract type name	GDS Contract
Purpose of contract	General
Contract start date	08/03/2012
Contract end date	

16/17 Contracted general activity (UDA)	1,758
Carry forward general activity (UDA)	0
16/17 Contracted orthodontic activity (UOA)	0
Carry forward orthodontic activity (UOA)	0
Baseline contract value	£45,502.14

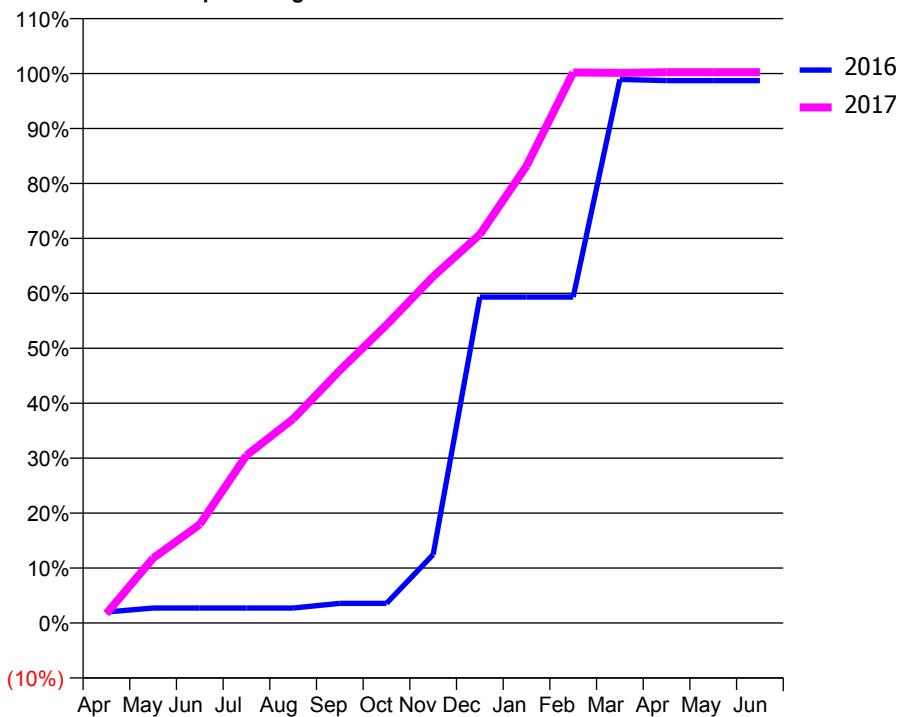
### ACCESS\*

Patients seen in 24 months	Total	Change since previous quarter
Quarter ending March 2016	697	
Quarter ending June 2016	782	↑
Quarter ending September 2016	912	↑
Quarter ending December 2016	844	↓
Quarter ending March 2017	712	↓
<b>Variance since March 2016</b>	2.2%	↑



### ACTIVITY

Cumulative percentage of contracted UDA delivered 2016 & 2017



Adjusted Scheduled Activity (UDA)

Month	2016	2017
April	35	30
May	48	207
June	48	316
July	48	537
August	48	653
September	63	808
October	63	954
November	219	1,109
December	1,043	1,243
January	1,043	1,462
February	1,043	1,761
March	1,739	1,760
April	1,735	1,762
May	1,735	1,762
June	1,735	1,762

### QUALITY

	Quantity	Base Number	Contract	AT	Region	England
% of FP17s for the same patient ID Re-attending within 3 months - Children	1	186	0.5%	10.0%	12.0%	12.3%
% of FP17s for the same patient ID Re-attending within 3 months - Adults	1	537	0.2%	15.4%	16.0%	16.7%
% of FP17s for the same patient ID Re-attending between 3 & 9 months - Children	3	186	1.6%	51.1%	58.8%	57.6%
% of FP17s for the same patient ID Re-attending between 3 & 9 months - Adults	26	537	4.8%	46.4%	51.2%	50.1%
% of FP17s for Band 1 Urgent Courses	31	694	4.5%	8.1%	8.0%	9.1%
% of FP17s Relating to Free Repair or Replacements	0	694	0.0%	0.7%	0.8%	0.8%
% of FP17s Relating to Continuations	0	694	0.0%	0.9%	1.2%	1.2%
% of Patients satisfied with the dentistry they have received	0	0	N/A	92.1%	92.7%	92.8%
% of Patients satisfied with the time they had to wait for an appointment	0	0	N/A	90.3%	89.1%	88.7%

\* This is based on patients treated on this contract for their most recent course of treatment. Figures in italics indicate the base number of FP17s or Patient Questionnaire responses are less than 100. N/A is shown where the base number of responses is less than 10 during the period. % is calculated as Quantity/Base number\*100

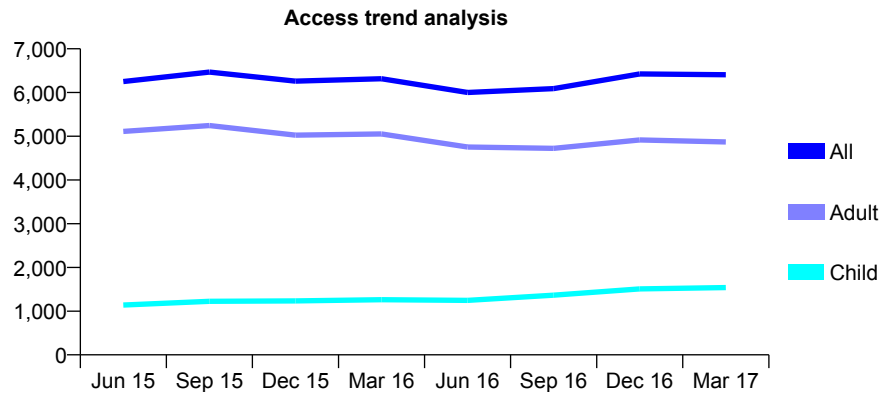
## Q54 - Vital Signs At a Glance Contract Report for 688347/0004 - Year end March 2017

Name or company name	MR K HANJI
Contract type name	GDS Contract
Purpose of contract	General
Contract start date	01/05/2012
Contract end date	

16/17 Contracted general activity (UDA)	20,602
Carry forward general activity (UDA)	189
16/17 Contracted orthodontic activity (UOA)	0
Carry forward orthodontic activity (UOA)	0
Baseline contract value	£538,267.02

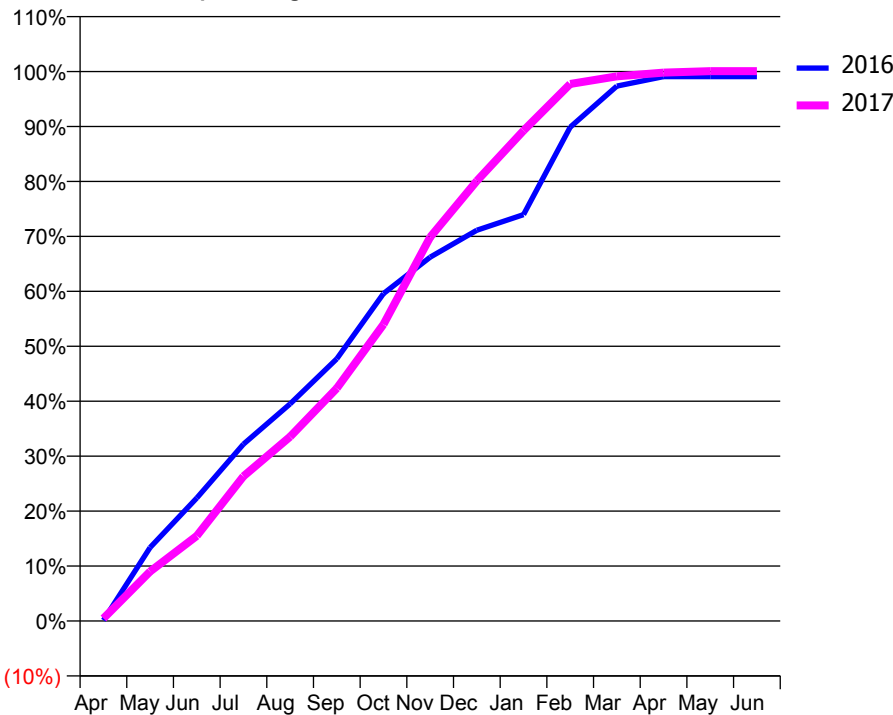
### ACCESS\*

Patients seen in 24 months	Total	Change since previous quarter
Quarter ending March 2016	6,315	
Quarter ending June 2016	6,000	↓
Quarter ending September 2016	6,089	→
Quarter ending December 2016	6,425	↑
Quarter ending March 2017	6,408	→
<b>Variance since March 2016</b>	<b>1.5%</b>	<b>→</b>



### ACTIVITY

Cumulative percentage of contracted UDA delivered 2016 & 2017



Month	Adjusted Scheduled Activity (UDA)	
	2016	2017
April	28	99
May	2,758	1,856
June	4,611	3,191
July	6,634	5,428
August	8,140	6,911
September	9,831	8,726
October	12,277	11,120
November	13,643	14,391
December	14,649	16,501
January	15,234	18,387
February	18,513	20,137
March	20,056	20,420
April	20,409	20,561
May	20,413	20,617
June	20,413	20,617

### QUALITY

	Quantity	Base Number	Contract	AT	Region	England
% of FP17s for the same patient ID Re-attending within 3 months - Children	50	1,435	3.5%	10.0%	12.0%	12.3%
% of FP17s for the same patient ID Re-attending within 3 months - Adults	228	3,974	5.7%	15.4%	16.0%	16.7%
% of FP17s for the same patient ID Re-attending between 3 & 9 months - Children	291	1,435	20.3%	51.1%	58.8%	57.6%
% of FP17s for the same patient ID Re-attending between 3 & 9 months - Adults	768	3,974	19.3%	46.4%	51.2%	50.1%
% of FP17s for Band 1 Urgent Courses	246	5,394	4.6%	8.1%	8.0%	9.1%
% of FP17s Relating to Free Repair or Replacements	2	5,394	0.0%	0.7%	0.8%	0.8%
% of FP17s Relating to Continuations	9	5,394	0.2%	0.9%	1.2%	1.2%
% of Patients satisfied with the dentistry they have received	8	9	N/A	92.1%	92.7%	92.8%
% of Patients satisfied with the time they had to wait for an appointment	4	9	N/A	90.3%	89.1%	88.7%

\* This is based on patients treated on this contract for their most recent course of treatment. Figures in italics indicate the base number of FP17s or Patient Questionnaire responses are less than 100. N/A is shown where the base number of responses is less than 10 during the period. % is calculated as Quantity/Base number\*100

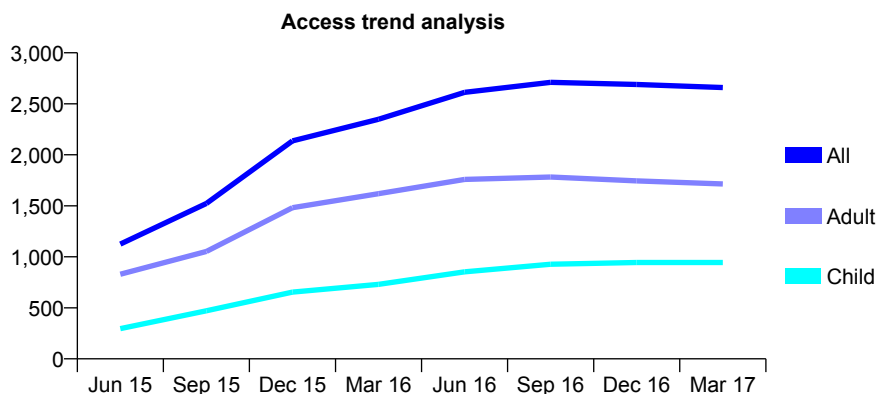
## Q54 - Vital Signs At a Glance Contract Report for 688347/0006 - Year end March 2017

Name or company name	MR K HANJI
Contract type name	GDS Contract
Purpose of contract	General
Contract start date	01/09/2014
Contract end date	

16/17 Contracted general activity (UDA)	8,562
Carry forward general activity (UDA)	-171
16/17 Contracted orthodontic activity (UOA)	0
Carry forward orthodontic activity (UOA)	0
Baseline contract value	£221,952.03

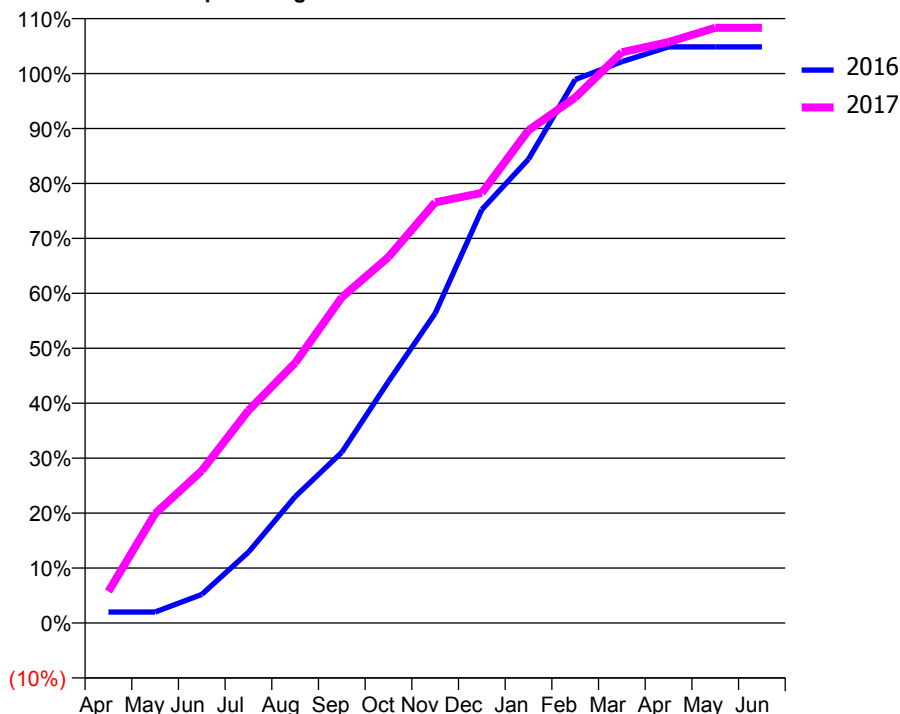
### ACCESS\*

Patients seen in 24 months	Total	Change since previous quarter
Quarter ending March 2016	2,349	
Quarter ending June 2016	2,612	↑
Quarter ending September 2016	2,710	↑
Quarter ending December 2016	2,690	→
Quarter ending March 2017	2,660	↓
<b>Variance since March 2016</b>	<b>13.2%</b>	<b>↑</b>



### ACTIVITY

Cumulative percentage of contracted UDA delivered 2016 & 2017



Adjusted Scheduled Activity (UDA)

Month	2016	2017
April	171	491
May	171	1,704
June	445	2,373
July	1,105	3,312
August	1,969	4,052
September	2,660	5,074
October	3,763	5,702
November	4,826	6,553
December	6,441	6,702
January	7,228	7,678
February	8,468	8,188
March	8,747	8,894
April	8,977	9,052
May	8,977	9,273
June	8,977	9,273

### QUALITY

	Quantity	Base Number	Contract	AT	Region	England
% of FP17s for the same patient ID Re-attending within 3 months - Children	69	950	7.3%	10.0%	12.0%	12.3%
% of FP17s for the same patient ID Re-attending within 3 months - Adults	179	1,572	11.4%	15.4%	16.0%	16.7%
% of FP17s for the same patient ID Re-attending between 3 & 9 months - Children	238	950	25.1%	51.1%	58.8%	57.6%
% of FP17s for the same patient ID Re-attending between 3 & 9 months - Adults	364	1,572	23.2%	46.4%	51.2%	50.1%
% of FP17s for Band 1 Urgent Courses	580	2,602	22.3%	8.1%	8.0%	9.1%
% of FP17s Relating to Free Repair or Replacements	15	2,602	0.6%	0.7%	0.8%	0.8%
% of FP17s Relating to Continuations	5	2,602	0.2%	0.9%	1.2%	1.2%
% of Patients satisfied with the dentistry they have received	3	3	N/A	92.1%	92.7%	92.8%
% of Patients satisfied with the time they had to wait for an appointment	2	3	N/A	90.3%	89.1%	88.7%

\* This is based on patients treated on this contract for their most recent course of treatment. Figures in italics indicate the base number of FP17s or Patient Questionnaire responses are less than 100. N/A is shown where the base number of responses is less than 10 during the period. % is calculated as Quantity/Base number\*100

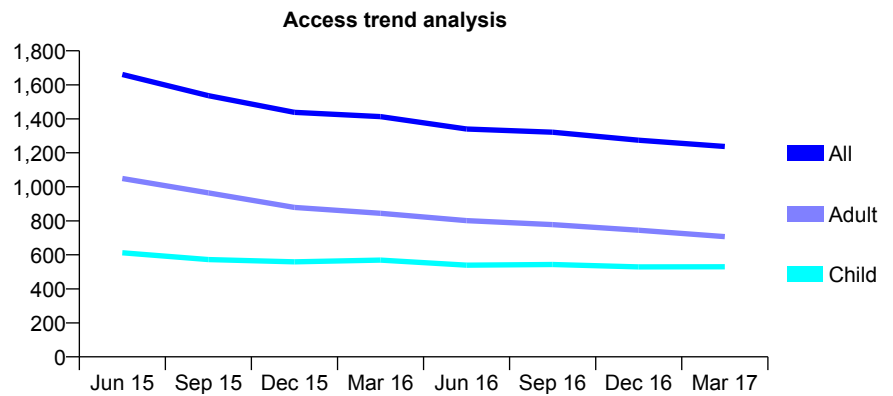
## Q54 - Vital Signs At a Glance Contract Report for 689068/0001 - Year end March 2017

Name or company name	MRS S VORA
Contract type name	GDS Contract
Purpose of contract	General
Contract start date	01/04/2006
Contract end date	

16/17 Contracted general activity (UDA)	4,767
Carry forward general activity (UDA)	-91
16/17 Contracted orthodontic activity (UOA)	0
Carry forward orthodontic activity (UOA)	0
Baseline contract value	£56,763.14

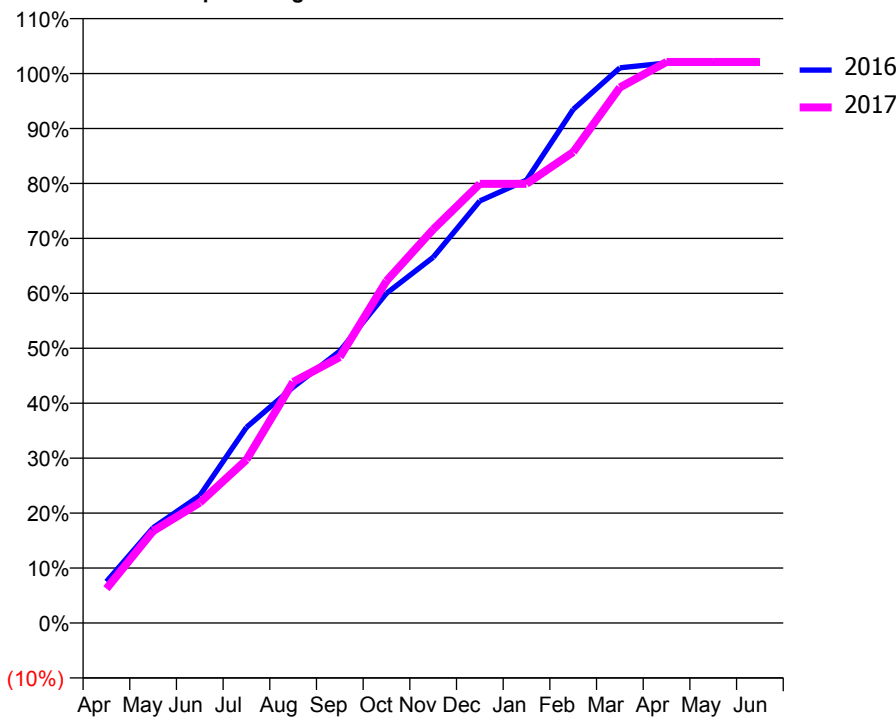
### ACCESS\*

Patients seen in 24 months	Total	Change since previous quarter
Quarter ending March 2016	1,413	
Quarter ending June 2016	1,340	↓
Quarter ending September 2016	1,321	↓
Quarter ending December 2016	1,274	↓
Quarter ending March 2017	1,237	↓
<b>Variance since March 2016</b>	<b>(12.5%)</b>	<b>↓</b>



### ACTIVITY

Cumulative percentage of contracted UDA delivered 2016 & 2017



Month	Adjusted Scheduled Activity (UDA)	
	2016	2017
April	359	298
May	826	798
June	1,105	1,044
July	1,698	1,417
August	2,046	2,090
September	2,359	2,307
October	2,860	2,968
November	3,173	3,414
December	3,662	3,810
January	3,842	3,810
February	4,456	4,085
March	4,816	4,647
April	4,858	4,867
May	4,858	4,867
June	4,858	4,867

### QUALITY

	Quantity	Base Number	Contract	AT	Region	England
% of FP17s for the same patient ID Re-attending within 3 months - Children	68	837	8.1%	10.0%	12.0%	12.3%
% of FP17s for the same patient ID Re-attending within 3 months - Adults	196	1,097	17.9%	15.4%	16.0%	16.7%
% of FP17s for the same patient ID Re-attending between 3 & 9 months - Children	441	837	52.7%	51.1%	58.8%	57.6%
% of FP17s for the same patient ID Re-attending between 3 & 9 months - Adults	450	1,097	41.0%	46.4%	51.2%	50.1%
% of FP17s for Band 1 Urgent Courses	54	2,012	2.7%	8.1%	8.0%	9.1%
% of FP17s Relating to Free Repair or Replacements	34	2,012	1.7%	0.7%	0.8%	0.8%
% of FP17s Relating to Continuations	33	2,012	1.6%	0.9%	1.2%	1.2%
% of Patients satisfied with the dentistry they have received	0	0	N/A	92.1%	92.7%	92.8%
% of Patients satisfied with the time they had to wait for an appointment	0	0	N/A	90.3%	89.1%	88.7%

\* This is based on patients treated on this contract for their most recent course of treatment. Figures in italics indicate the base number of FP17s or Patient Questionnaire responses are less than 100. N/A is shown where the base number of responses is less than 10 during the period. % is calculated as Quantity/Base number\*100

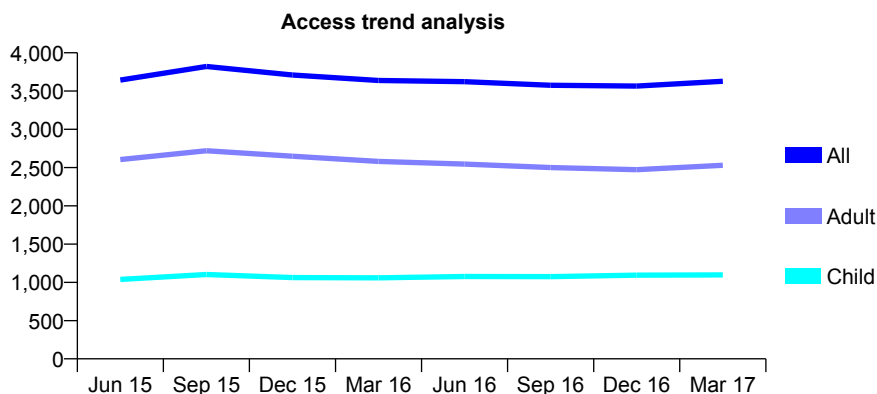
## Q54 - Vital Signs At a Glance Contract Report for 732052/0002 - Year end March 2017

Name or company name	Balbir S Bhandal, Amrik S Bhandal & Baljit
Contract type name	GDS Contract
Purpose of contract	General
Contract start date	01/04/2006
Contract end date	

16/17 Contracted general activity (UDA)	10,031
Carry forward general activity (UDA)	48
16/17 Contracted orthodontic activity (UOA)	0
Carry forward orthodontic activity (UOA)	0
Baseline contract value	£245,553.64

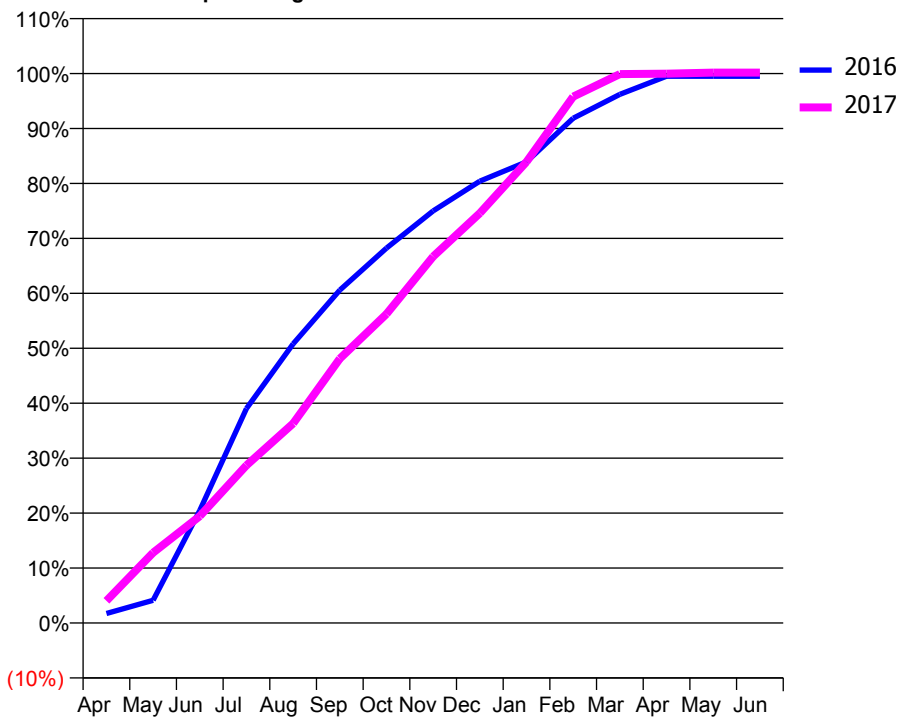
### ACCESS\*

Patients seen in 24 months	Total	Change since previous quarter
Quarter ending March 2016	3,639	
Quarter ending June 2016	3,622	→
Quarter ending September 2016	3,575	↓
Quarter ending December 2016	3,566	→
Quarter ending March 2017	3,628	→
<b>Variance since March 2016</b>	<b>(0.3%)</b>	<b>→</b>



### ACTIVITY

Cumulative percentage of contracted UDA delivered 2016 & 2017



Month	Adjusted Scheduled Activity (UDA)	
	2016	2017
April	174	404
May	415	1,285
June	2,056	1,950
July	3,916	2,878
August	5,097	3,643
September	6,077	4,825
October	6,843	5,641
November	7,522	6,692
December	8,065	7,481
January	8,418	8,418
February	9,214	9,609
March	9,651	10,019
April	9,981	10,029
May	9,983	10,048
June	9,983	10,048

### QUALITY

	Quantity	Base Number	Contract	AT	Region	England
% of FP17s for the same patient ID Re-attending within 3 months - Children	48	1,287	3.7%	10.0%	12.0%	12.3%
% of FP17s for the same patient ID Re-attending within 3 months - Adults	155	2,434	6.4%	15.4%	16.0%	16.7%
% of FP17s for the same patient ID Re-attending between 3 & 9 months - Children	502	1,287	39.0%	51.1%	58.8%	57.6%
% of FP17s for the same patient ID Re-attending between 3 & 9 months - Adults	843	2,434	34.6%	46.4%	51.2%	50.1%
% of FP17s for Band 1 Urgent Courses	177	3,599	4.9%	8.1%	8.0%	9.1%
% of FP17s Relating to Free Repair or Replacements	31	3,599	0.9%	0.7%	0.8%	0.8%
% of FP17s Relating to Continuations	7	3,599	0.2%	0.9%	1.2%	1.2%
% of Patients satisfied with the dentistry they have received	9	10	90.0%	92.1%	92.7%	92.8%
% of Patients satisfied with the time they had to wait for an appointment	9	10	90.0%	90.3%	89.1%	88.7%

\* This is based on patients treated on this contract for their most recent course of treatment. Figures in italics indicate the base number of FP17s or Patient Questionnaire responses are less than 100. N/A is shown where the base number of responses is less than 10 during the period. % is calculated as Quantity/Base number\*100



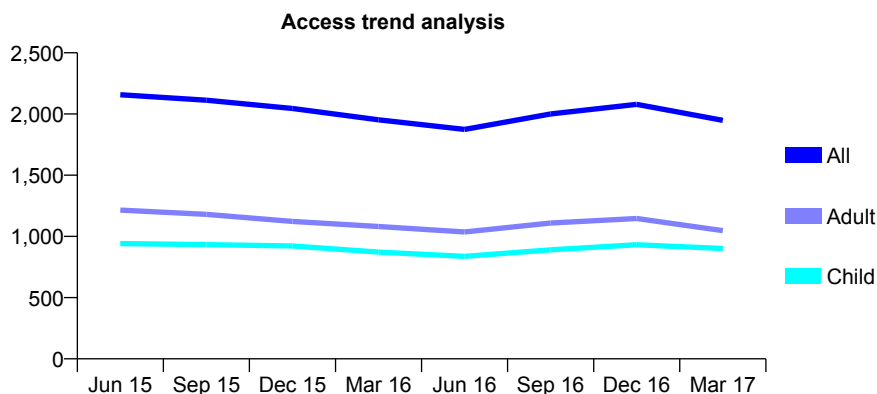
## Q54 - Vital Signs At a Glance Contract Report for 735884/0001 - Year end March 2017

Name or company name	MR VJ PATTNI
Contract type name	GDS Contract
Purpose of contract	General
Contract start date	01/04/2006
Contract end date	

16/17 Contracted general activity (UDA)	7,426
Carry forward general activity (UDA)	-148
16/17 Contracted orthodontic activity (UOA)	0
Carry forward orthodontic activity (UOA)	0
Baseline contract value	£200,580.41

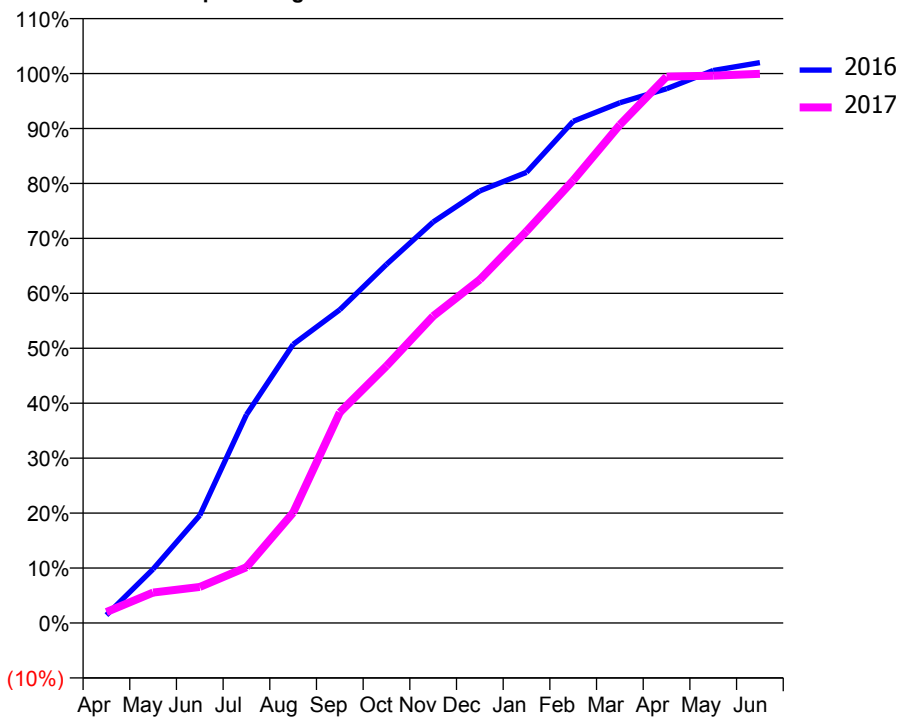
### ACCESS\*

Patients seen in 24 months	Total	Change since previous quarter
Quarter ending March 2016	1,953	
Quarter ending June 2016	1,874	↓
Quarter ending September 2016	2,000	↑
Quarter ending December 2016	2,079	↑
Quarter ending March 2017	1,948	↓
<b>Variance since March 2016</b>	<b>(0.3%)</b>	→



### ACTIVITY

Cumulative percentage of contracted UDA delivered 2016 & 2017



Adjusted Scheduled Activity (UDA)

Month	2016	2017
April	107	148
May	729	412
June	1,455	487
July	2,815	755
August	3,765	1,491
September	4,234	2,847
October	4,847	3,473
November	5,420	4,148
December	5,840	4,642
January	6,090	5,294
February	6,781	5,981
March	7,031	6,733
April	7,221	7,384
May	7,467	7,396
June	7,574	7,421

### QUALITY

	Quantity	Base Number	Contract	AT	Region	England
% of FP17s for the same patient ID Re-attending within 3 months - Children	61	916	6.7%	10.0%	12.0%	12.3%
% of FP17s for the same patient ID Re-attending within 3 months - Adults	156	1,164	13.4%	15.4%	16.0%	16.7%
% of FP17s for the same patient ID Re-attending between 3 & 9 months - Children	214	916	23.4%	51.1%	58.8%	57.6%
% of FP17s for the same patient ID Re-attending between 3 & 9 months - Adults	242	1,164	20.8%	46.4%	51.2%	50.1%
% of FP17s for Band 1 Urgent Courses	341	2,084	16.4%	8.1%	8.0%	9.1%
% of FP17s Relating to Free Repair or Replacements	5	2,084	0.2%	0.7%	0.8%	0.8%
% of FP17s Relating to Continuations	0	2,084	0.0%	0.9%	1.2%	1.2%
% of Patients satisfied with the dentistry they have received	1	1	N/A	92.1%	92.7%	92.8%
% of Patients satisfied with the time they had to wait for an appointment	1	1	N/A	90.3%	89.1%	88.7%

\* This is based on patients treated on this contract for their most recent course of treatment. Figures in italics indicate the base number of FP17s or Patient Questionnaire responses are less than 100. N/A is shown where the base number of responses is less than 10 during the period. % is calculated as Quantity/Base number\*100

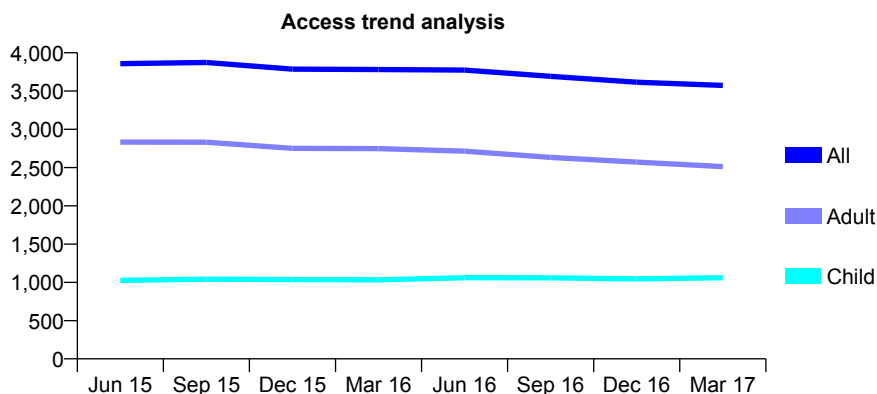
## Q54 - Vital Signs At a Glance Contract Report for 735884/0002 - Year end March 2017

Name or company name	MR VJ PATTNI
Contract type name	GDS Contract
Purpose of contract	General
Contract start date	01/04/2011
Contract end date	

16/17 Contracted general activity (UDA)	16,000
Carry forward general activity (UDA)	446
16/17 Contracted orthodontic activity (UOA)	0
Carry forward orthodontic activity (UOA)	0
Baseline contract value	£344,811.03

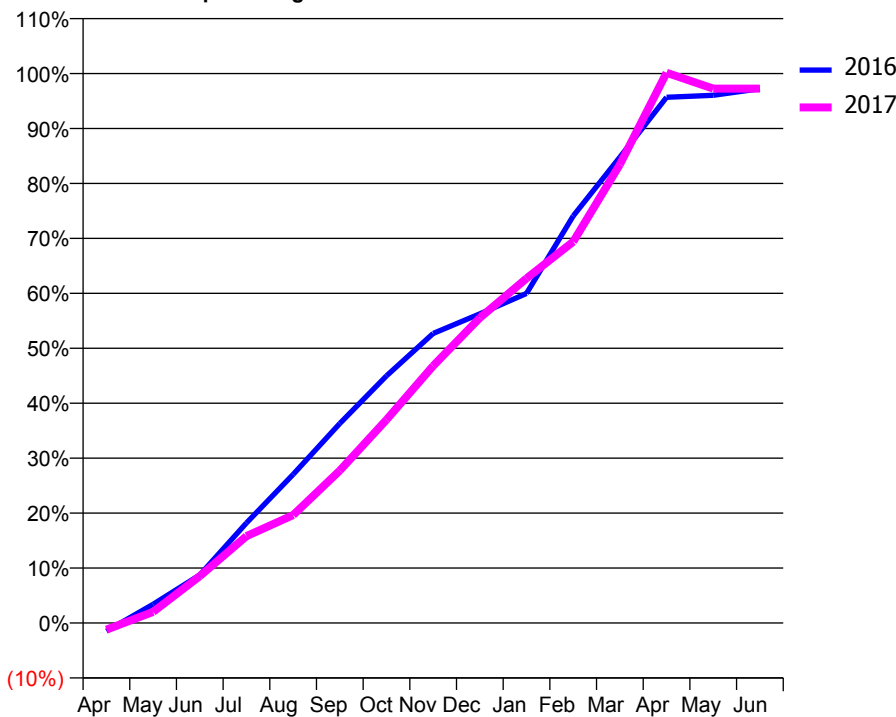
### ACCESS\*

Patients seen in 24 months	Total	Change since previous quarter
Quarter ending March 2016	3,781	
Quarter ending June 2016	3,775	→
Quarter ending September 2016	3,692	↓
Quarter ending December 2016	3,616	↓
Quarter ending March 2017	3,573	↓
<b>Variance since March 2016</b>	<b>(5.5%)</b>	↓



### ACTIVITY

Cumulative percentage of contracted UDA delivered 2016 & 2017



Month	Adjusted Scheduled Activity (UDA)	
	2016	2017
April	-238	-196
May	545	324
June	1,400	1,366
July	2,912	2,529
August	4,326	3,142
September	5,811	4,439
October	7,196	5,918
November	8,431	7,489
December	9,003	8,887
January	9,598	10,036
February	11,853	11,103
March	13,564	13,351
April	15,308	16,024
May	15,364	15,562
June	15,554	15,559

### QUALITY

	Quantity	Base Number	Contract	AT	Region	England
% of FP17s for the same patient ID Re-attending within 3 months - Children	76	1,221	6.2%	10.0%	12.0%	12.3%
% of FP17s for the same patient ID Re-attending within 3 months - Adults	365	2,609	14.0%	15.4%	16.0%	16.7%
% of FP17s for the same patient ID Re-attending between 3 & 9 months - Children	446	1,221	36.5%	51.1%	58.8%	57.6%
% of FP17s for the same patient ID Re-attending between 3 & 9 months - Adults	1,016	2,609	38.9%	46.4%	51.2%	50.1%
% of FP17s for Band 1 Urgent Courses	363	3,905	9.3%	8.1%	8.0%	9.1%
% of FP17s Relating to Free Repair or Replacements	16	3,905	0.4%	0.7%	0.8%	0.8%
% of FP17s Relating to Continuations	61	3,905	1.6%	0.9%	1.2%	1.2%
% of Patients satisfied with the dentistry they have received	4	5	N/A	92.1%	92.7%	92.8%
% of Patients satisfied with the time they had to wait for an appointment	5	5	N/A	90.3%	89.1%	88.7%

\* This is based on patients treated on this contract for their most recent course of treatment. Figures in italics indicate the base number of FP17s or Patient Questionnaire responses are less than 100. N/A is shown where the base number of responses is less than 10 during the period. % is calculated as Quantity/Base number\*100

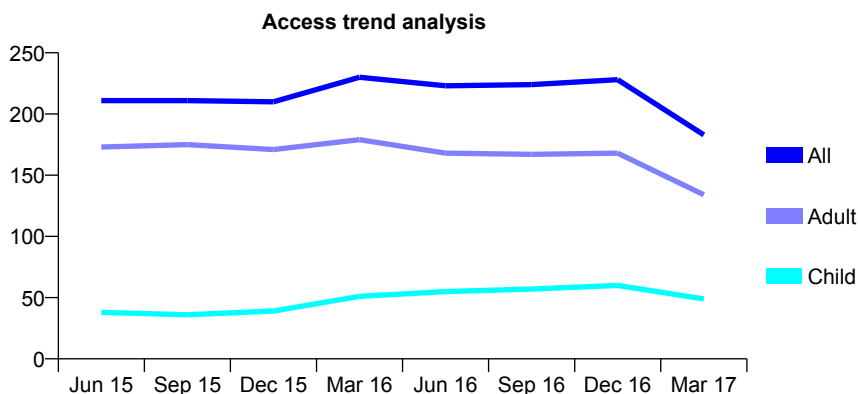
## Q54 - Vital Signs At a Glance Contract Report for 740403/0001 - Year end March 2017

Name or company name	MISS JV PATEL
Contract type name	GDS Contract
Purpose of contract	General
Contract start date	01/04/2006
Contract end date	

16/17 Contracted general activity (UDA)	1,035
Carry forward general activity (UDA)	-9
16/17 Contracted orthodontic activity (UOA)	0
Carry forward orthodontic activity (UOA)	0
Baseline contract value	£23,772.53

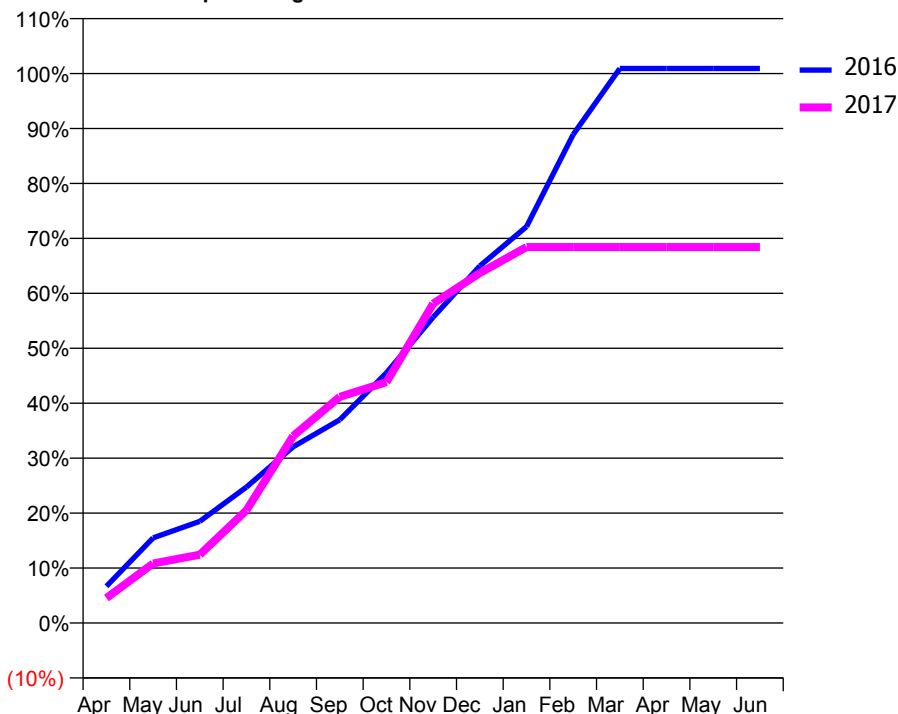
### ACCESS\*

Patients seen in 24 months	Total	Change since previous quarter
Quarter ending March 2016	230	
Quarter ending June 2016	223	↓
Quarter ending September 2016	224	→
Quarter ending December 2016	228	→
Quarter ending March 2017	183	↓
<b>Variance since March 2016</b>	<b>(20.4%)</b>	<b>↓</b>



### ACTIVITY

Cumulative percentage of contracted UDA delivered 2016 & 2017



Month	Adjusted Scheduled Activity (UDA)	
	2016	2017
April	69	47
May	160	112
June	191	129
July	256	212
August	332	352
September	383	426
October	471	454
November	576	602
December	673	659
January	747	708
February	920	708
March	1,044	708
April	1,044	708
May	1,044	708
June	1,044	708

### QUALITY

	Quantity	Base Number	Contract	AT	Region	England
% of FP17s for the same patient ID Re-attending within 3 months - Children	3	72	4.2%	10.0%	12.0%	12.3%
% of FP17s for the same patient ID Re-attending within 3 months - Adults	13	139	9.4%	15.4%	16.0%	16.7%
% of FP17s for the same patient ID Re-attending between 3 & 9 months - Children	31	72	43.1%	51.1%	58.8%	57.6%
% of FP17s for the same patient ID Re-attending between 3 & 9 months - Adults	57	139	41.0%	46.4%	51.2%	50.1%
% of FP17s for Band 1 Urgent Courses	41	211	19.4%	8.1%	8.0%	9.1%
% of FP17s Relating to Free Repair or Replacements	0	211	0.0%	0.7%	0.8%	0.8%
% of FP17s Relating to Continuations	0	211	0.0%	0.9%	1.2%	1.2%
% of Patients satisfied with the dentistry they have received	0	0	N/A	92.1%	92.7%	92.8%
% of Patients satisfied with the time they had to wait for an appointment	0	0	N/A	90.3%	89.1%	88.7%

\* This is based on patients treated on this contract for their most recent course of treatment. Figures in italics indicate the base number of FP17s or Patient Questionnaire responses are less than 100. N/A is shown where the base number of responses is less than 10 during the period. % is calculated as Quantity/Base number\*100

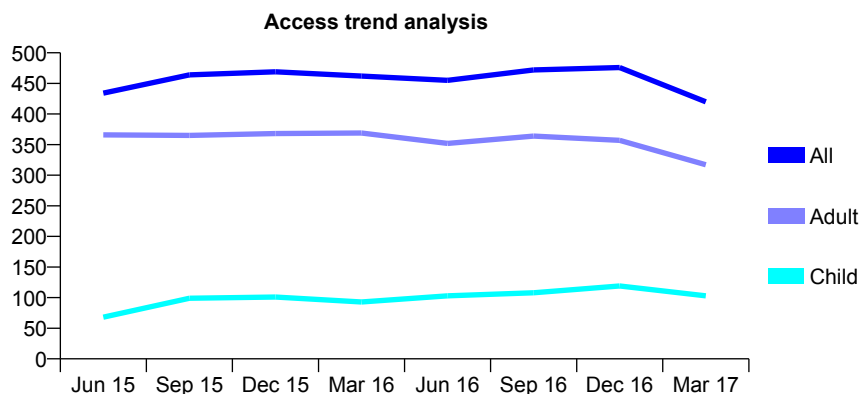
## Q54 - Vital Signs At a Glance Contract Report for 740403/0002 - Year end March 2017

Name or company name	MISS JV PATEL
Contract type name	GDS Contract
Purpose of contract	General
Contract start date	01/04/2006
Contract end date	

16/17 Contracted general activity (UDA)	1,962
Carry forward general activity (UDA)	-39
16/17 Contracted orthodontic activity (UOA)	0
Carry forward orthodontic activity (UOA)	0
Baseline contract value	£50,066.40

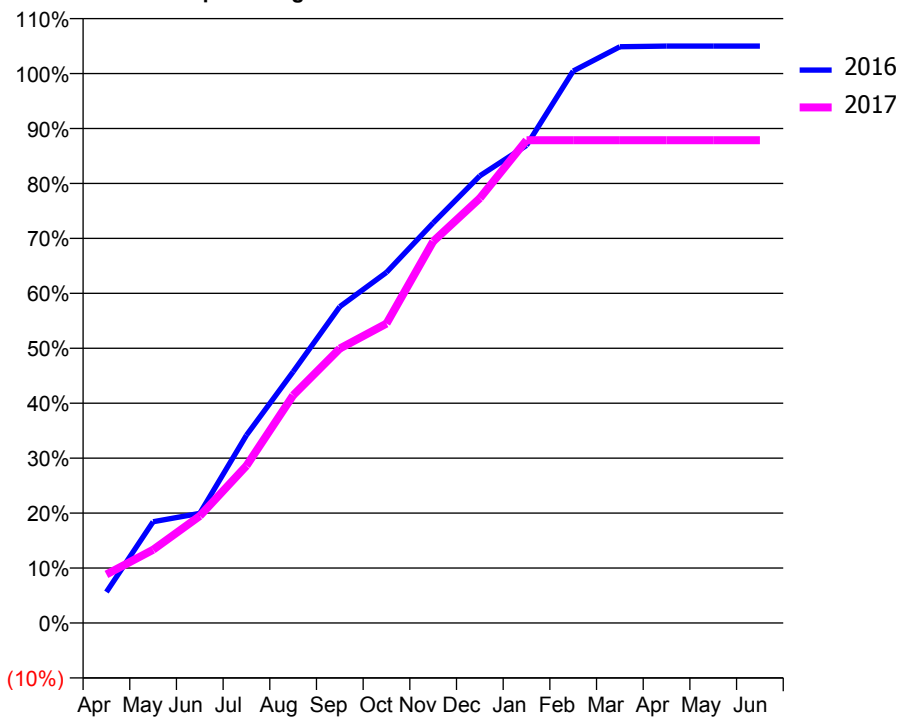
### ACCESS\*

Patients seen in 24 months	Total	Change since previous quarter
Quarter ending March 2016	462	
Quarter ending June 2016	455	↓
Quarter ending September 2016	472	↑
Quarter ending December 2016	476	→
Quarter ending March 2017	420	↓
<b>Variance since March 2016</b>	<b>(9.1%)</b>	<b>↓</b>



### ACTIVITY

Cumulative percentage of contracted UDA delivered 2016 & 2017



Month	Adjusted Scheduled Activity (UDA)	
	2016	2017
April	111	173
May	362	262
June	392	382
July	671	561
August	897	813
September	1,129	980
October	1,252	1,069
November	1,429	1,363
December	1,597	1,517
January	1,705	1,724
February	1,971	1,724
March	2,058	1,724
April	2,060	1,724
May	2,060	1,724
June	2,060	1,724

### QUALITY

	Quantity	Base Number	Contract	AT	Region	England
% of FP17s for the same patient ID Re-attending within 3 months - Children	4	126	3.2%	10.0%	12.0%	12.3%
% of FP17s for the same patient ID Re-attending within 3 months - Adults	63	369	17.1%	15.4%	16.0%	16.7%
% of FP17s for the same patient ID Re-attending between 3 & 9 months - Children	44	126	34.9%	51.1%	58.8%	57.6%
% of FP17s for the same patient ID Re-attending between 3 & 9 months - Adults	127	369	34.4%	46.4%	51.2%	50.1%
% of FP17s for Band 1 Urgent Courses	105	493	21.3%	8.1%	8.0%	9.1%
% of FP17s Relating to Free Repair or Replacements	0	493	0.0%	0.7%	0.8%	0.8%
% of FP17s Relating to Continuations	0	493	0.0%	0.9%	1.2%	1.2%
% of Patients satisfied with the dentistry they have received	0	0	N/A	92.1%	92.7%	92.8%
% of Patients satisfied with the time they had to wait for an appointment	0	0	N/A	90.3%	89.1%	88.7%

\* This is based on patients treated on this contract for their most recent course of treatment. Figures in italics indicate the base number of FP17s or Patient Questionnaire responses are less than 100. N/A is shown where the base number of responses is less than 10 during the period. % is calculated as Quantity/Base number\*100

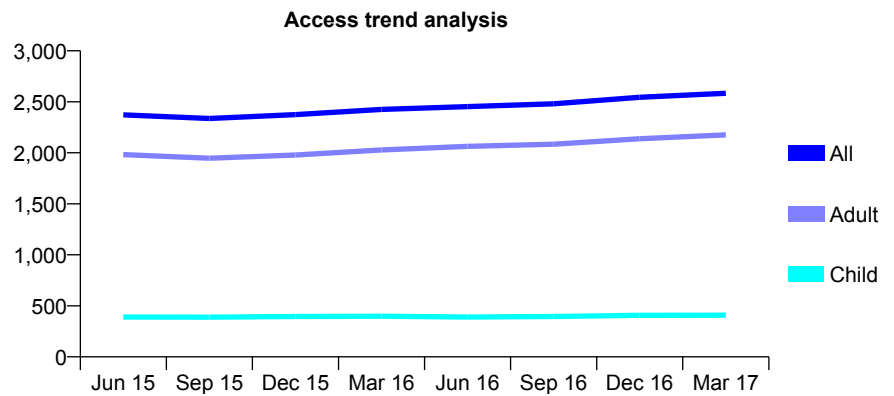
## Q54 - Vital Signs At a Glance Contract Report for 745138/0001 - Year end March 2017

Name or company name	MR JM ROBINSON
Contract type name	GDS Contract
Purpose of contract	General
Contract start date	01/04/2006
Contract end date	

16/17 Contracted general activity (UDA)	7,227
Carry forward general activity (UDA)	-145
16/17 Contracted orthodontic activity (UOA)	0
Carry forward orthodontic activity (UOA)	0
Baseline contract value	£175,055.47

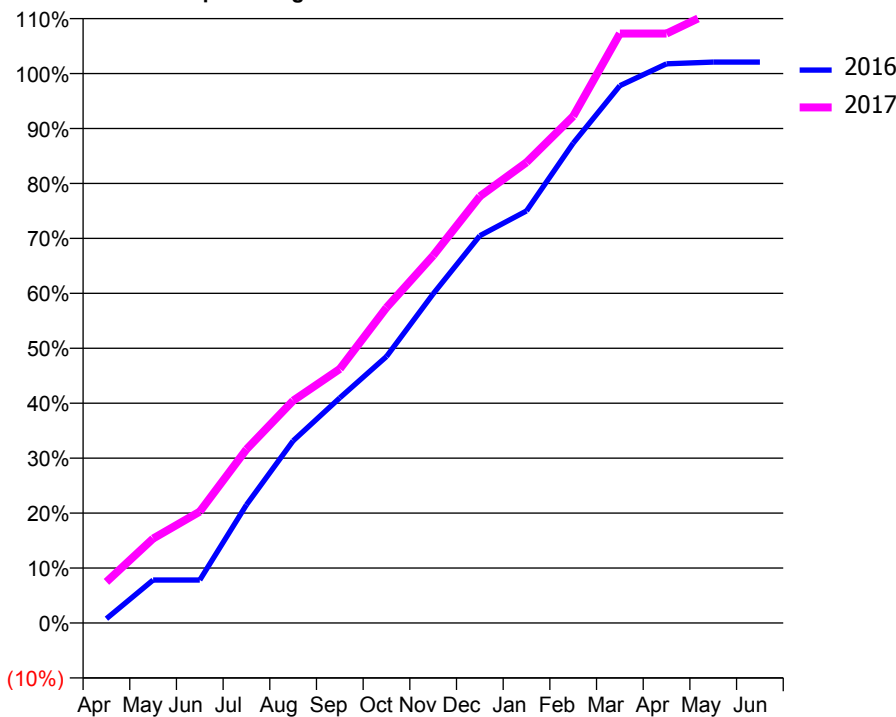
### ACCESS\*

Patients seen in 24 months	Total	Change since previous quarter
Quarter ending March 2016	2,426	
Quarter ending June 2016	2,453	→
Quarter ending September 2016	2,480	→
Quarter ending December 2016	2,545	↑
Quarter ending March 2017	2,584	→
<b>Variance since March 2016</b>	<b>6.5%</b>	<b>↑</b>



### ACTIVITY

Cumulative percentage of contracted UDA delivered 2016 & 2017



Month	Adjusted Scheduled Activity (UDA)	
	2016	2017
April	57	542
May	566	1,112
June	566	1,466
July	1,555	2,284
August	2,396	2,925
September	2,961	3,342
October	3,505	4,148
November	4,329	4,832
December	5,094	5,611
January	5,420	6,058
February	6,310	6,665
March	7,066	7,753
April	7,355	7,753
May	7,377	8,045
June	7,377	8,052

### QUALITY

	Quantity	Base Number	Contract	AT	Region	England
% of FP17s for the same patient ID Re-attending within 3 months - Children	19	629	3.0%	10.0%	12.0%	12.3%
% of FP17s for the same patient ID Re-attending within 3 months - Adults	295	3,172	9.3%	15.4%	16.0%	16.7%
% of FP17s for the same patient ID Re-attending between 3 & 9 months - Children	416	629	66.1%	51.1%	58.8%	57.6%
% of FP17s for the same patient ID Re-attending between 3 & 9 months - Adults	1,892	3,172	59.6%	46.4%	51.2%	50.1%
% of FP17s for Band 1 Urgent Courses	211	3,778	5.6%	8.1%	8.0%	9.1%
% of FP17s Relating to Free Repair or Replacements	11	3,778	0.3%	0.7%	0.8%	0.8%
% of FP17s Relating to Continuations	16	3,778	0.4%	0.9%	1.2%	1.2%
% of Patients satisfied with the dentistry they have received	6	7	N/A	92.1%	92.7%	92.8%
% of Patients satisfied with the time they had to wait for an appointment	6	7	N/A	90.3%	89.1%	88.7%

\* This is based on patients treated on this contract for their most recent course of treatment. Figures in italics indicate the base number of FP17s or Patient Questionnaire responses are less than 100. N/A is shown where the base number of responses is less than 10 during the period. % is calculated as Quantity/Base number\*100

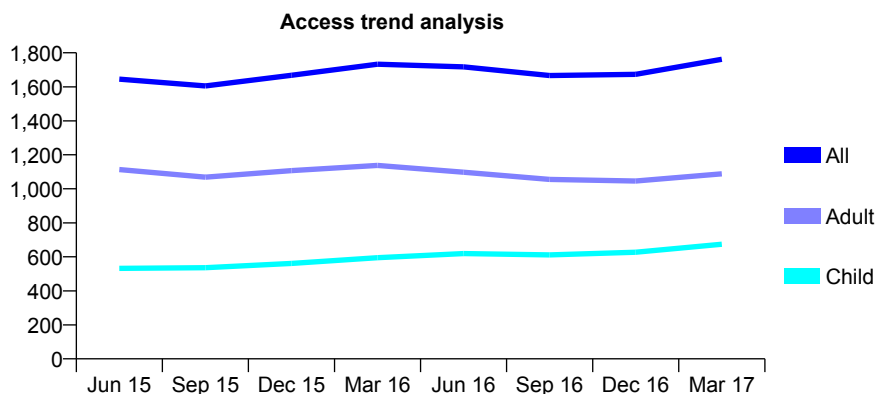
## Q54 - Vital Signs At a Glance Contract Report for 748196/0001 - Year end March 2017

Name or company name	MR AM PATTNI
Contract type name	GDS Contract
Purpose of contract	General
Contract start date	01/04/2006
Contract end date	

16/17 Contracted general activity (UDA)	4,099
Carry forward general activity (UDA)	-51
16/17 Contracted orthodontic activity (UOA)	0
Carry forward orthodontic activity (UOA)	0
Baseline contract value	£94,821.79

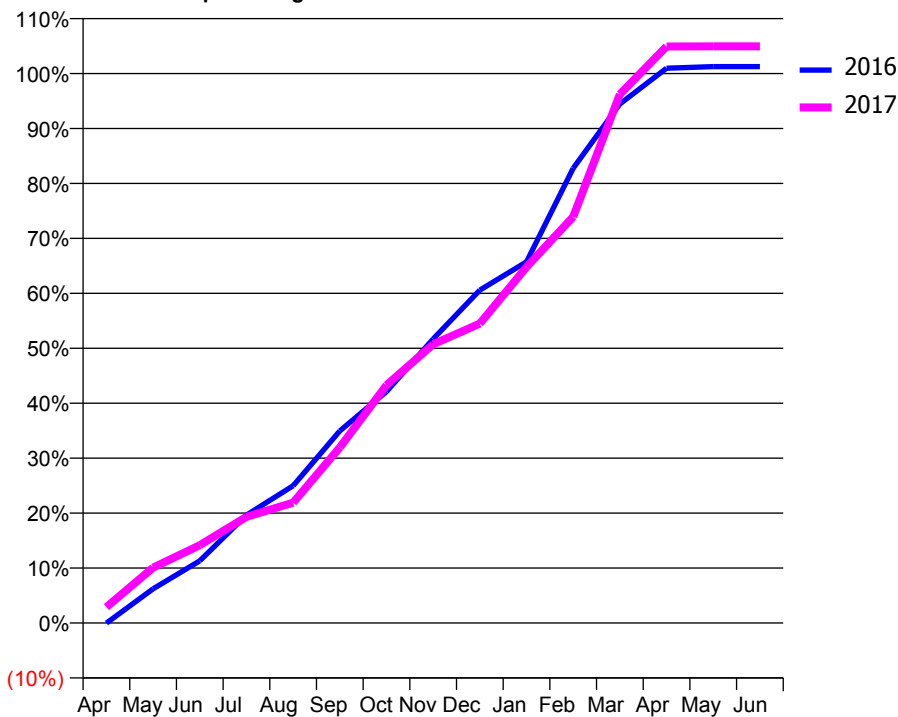
### ACCESS\*

Patients seen in 24 months	Total	Change since previous quarter
Quarter ending March 2016	1,733	
Quarter ending June 2016	1,717	→
Quarter ending September 2016	1,666	↓
Quarter ending December 2016	1,673	→
Quarter ending March 2017	1,762	↑
<b>Variance since March 2016</b>	<b>1.7%</b>	<b>→</b>



### ACTIVITY

Cumulative percentage of contracted UDA delivered 2016 & 2017



Adjusted Scheduled Activity (UDA)

Month	2016	2017
April	-1	119
May	255	413
June	464	581
July	805	792
August	1,024	898
September	1,433	1,310
October	1,727	1,774
November	2,119	2,080
December	2,483	2,234
January	2,694	2,656
February	3,392	3,030
March	3,872	3,945
April	4,138	4,300
May	4,150	4,301
June	4,150	4,301

### QUALITY

	Quantity	Base Number	Contract	AT	Region	England
% of FP17s for the same patient ID Re-attending within 3 months - Children	45	1,055	4.3%	10.0%	12.0%	12.3%
% of FP17s for the same patient ID Re-attending within 3 months - Adults	58	1,001	5.8%	15.4%	16.0%	16.7%
% of FP17s for the same patient ID Re-attending between 3 & 9 months - Children	555	1,055	52.6%	51.1%	58.8%	57.6%
% of FP17s for the same patient ID Re-attending between 3 & 9 months - Adults	332	1,001	33.2%	46.4%	51.2%	50.1%
% of FP17s for Band 1 Urgent Courses	202	2,002	10.1%	8.1%	8.0%	9.1%
% of FP17s Relating to Free Repair or Replacements	2	2,002	0.1%	0.7%	0.8%	0.8%
% of FP17s Relating to Continuations	0	2,002	0.0%	0.9%	1.2%	1.2%
% of Patients satisfied with the dentistry they have received	2	3	N/A	92.1%	92.7%	92.8%
% of Patients satisfied with the time they had to wait for an appointment	2	3	N/A	90.3%	89.1%	88.7%

\* This is based on patients treated on this contract for their most recent course of treatment. Figures in italics indicate the base number of FP17s or Patient Questionnaire responses are less than 100. N/A is shown where the base number of responses is less than 10 during the period. % is calculated as Quantity/Base number\*100

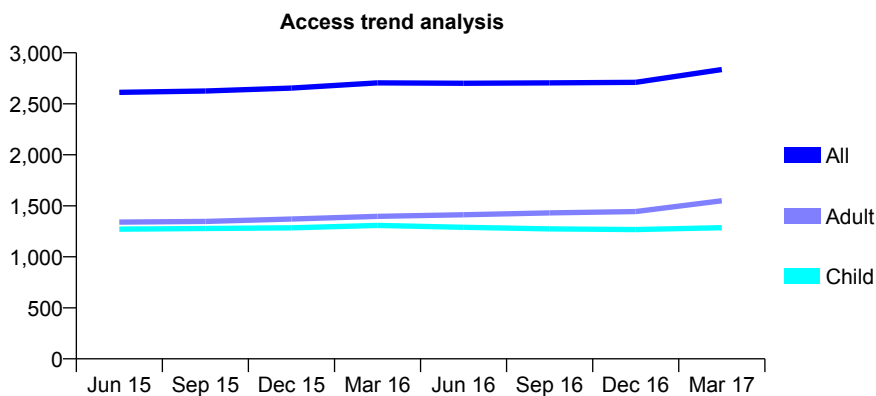
## Q54 - Vital Signs At a Glance Contract Report for 749672/0001 - Year end March 2017

Name or company name	MR SS KELLEY
Contract type name	GDS Contract
Purpose of contract	General
Contract start date	01/04/2006
Contract end date	

16/17 Contracted general activity (UDA)	8,700
Carry forward general activity (UDA)	289
16/17 Contracted orthodontic activity (UOA)	0
Carry forward orthodontic activity (UOA)	0
Baseline contract value	£201,355.18

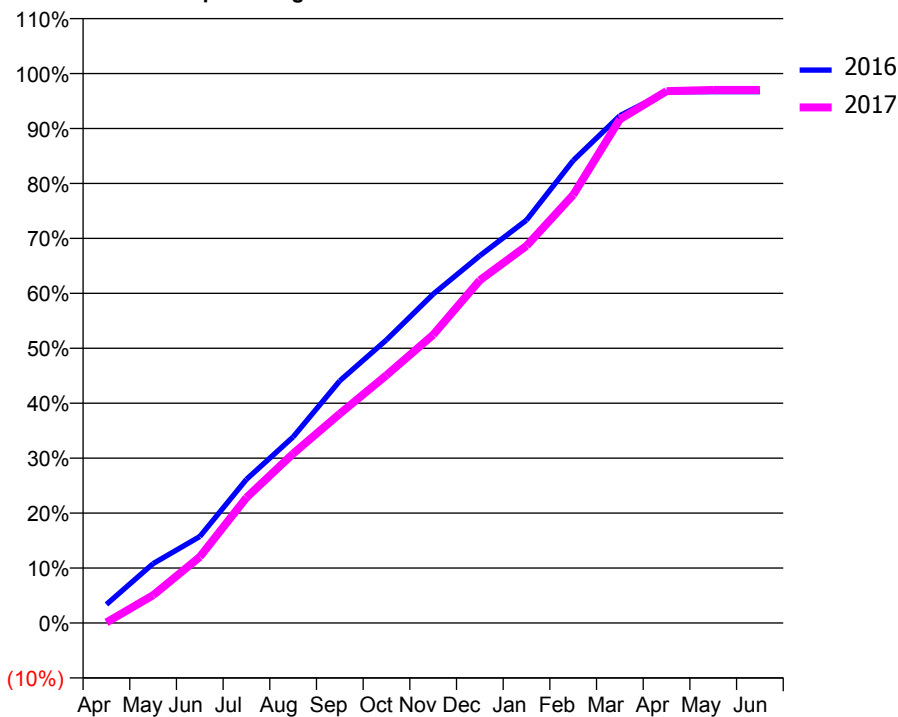
### ACCESS\*

Patients seen in 24 months	Total	Change since previous quarter
Quarter ending March 2016	2,705	
Quarter ending June 2016	2,701	→
Quarter ending September 2016	2,705	→
Quarter ending December 2016	2,711	→
Quarter ending March 2017	2,836	↑
<b>Variance since March 2016</b>	<b>4.8%</b>	<b>↑</b>



### ACTIVITY

Cumulative percentage of contracted UDA delivered 2016 & 2017



Month	Adjusted Scheduled Activity (UDA)	
	2016	2017
April	294	9
May	941	440
June	1,368	1,046
July	2,276	1,987
August	2,945	2,682
September	3,835	3,314
October	4,483	3,924
November	5,207	4,563
December	5,815	5,428
January	6,379	5,972
February	7,323	6,778
March	8,033	7,974
April	8,409	8,421
May	8,411	8,439
June	8,411	8,439

### QUALITY

	Quantity	Base Number	Contract	AT	Region	England
% of FP17s for the same patient ID Re-attending within 3 months - Children	157	2,363	6.6%	10.0%	12.0%	12.3%
% of FP17s for the same patient ID Re-attending within 3 months - Adults	282	2,424	11.6%	15.4%	16.0%	16.7%
% of FP17s for the same patient ID Re-attending between 3 & 9 months - Children	1,712	2,363	72.5%	51.1%	58.8%	57.6%
% of FP17s for the same patient ID Re-attending between 3 & 9 months - Adults	1,587	2,424	65.5%	46.4%	51.2%	50.1%
% of FP17s for Band 1 Urgent Courses	178	4,807	3.7%	8.1%	8.0%	9.1%
% of FP17s Relating to Free Repair or Replacements	17	4,807	0.4%	0.7%	0.8%	0.8%
% of FP17s Relating to Continuations	38	4,807	0.8%	0.9%	1.2%	1.2%
% of Patients satisfied with the dentistry they have received	4	4	N/A	92.1%	92.7%	92.8%
% of Patients satisfied with the time they had to wait for an appointment	4	4	N/A	90.3%	89.1%	88.7%

\* This is based on patients treated on this contract for their most recent course of treatment. Figures in italics indicate the base number of FP17s or Patient Questionnaire responses are less than 100. N/A is shown where the base number of responses is less than 10 during the period. % is calculated as Quantity/Base number\*100



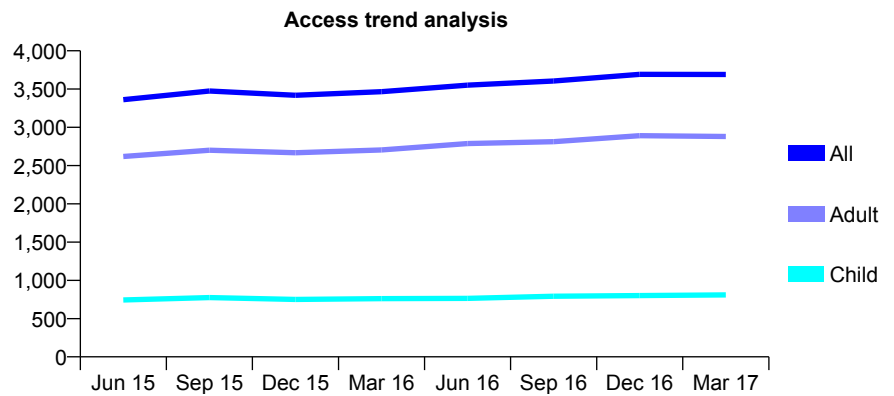
## Q54 - Vital Signs At a Glance Contract Report for 754005/0001 - Year end March 2017

Name or company name	MR RN RIDDELL
Contract type name	GDS Contract
Purpose of contract	General
Contract start date	01/04/2006
Contract end date	

16/17 Contracted general activity (UDA)	5,536
Carry forward general activity (UDA)	0
16/17 Contracted orthodontic activity (UOA)	0
Carry forward orthodontic activity (UOA)	0
Baseline contract value	£114,057.46

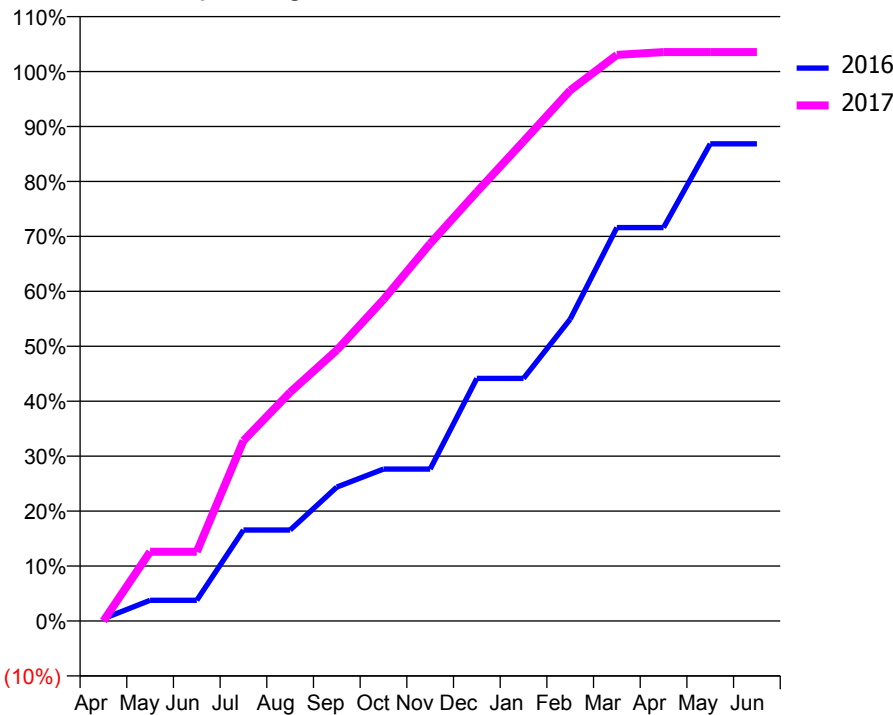
### ACCESS\*

Patients seen in 24 months	Total	Change since previous quarter
Quarter ending March 2016	3,465	
Quarter ending June 2016	3,552	↑
Quarter ending September 2016	3,606	→
Quarter ending December 2016	3,692	↑
Quarter ending March 2017	3,690	→
<b>Variance since March 2016</b>	<b>6.5%</b>	<b>↑</b>



### ACTIVITY

Cumulative percentage of contracted UDA delivered 2016 & 2017



Month	Adjusted Scheduled Activity (UDA)	
	2016	2017
April	24	0
May	209	697
June	209	697
July	917	1,818
August	917	2,304
September	1,350	2,729
October	1,531	3,238
November	1,531	3,803
December	2,445	4,324
January	2,445	4,833
February	3,041	5,347
March	3,964	5,704
April	3,964	5,732
May	4,808	5,732
June	4,808	5,732

### QUALITY

	Quantity	Base Number	Contract	AT	Region	England
% of FP17s for the same patient ID Re-attending within 3 months - Children	57	1,202	4.7%	10.0%	12.0%	12.3%
% of FP17s for the same patient ID Re-attending within 3 months - Adults	483	3,678	13.1%	15.4%	16.0%	16.7%
% of FP17s for the same patient ID Re-attending between 3 & 9 months - Children	696	1,202	57.9%	51.1%	58.8%	57.6%
% of FP17s for the same patient ID Re-attending between 3 & 9 months - Adults	1,397	3,678	38.0%	46.4%	51.2%	50.1%
% of FP17s for Band 1 Urgent Courses	308	3,556	8.7%	8.1%	8.0%	9.1%
% of FP17s Relating to Free Repair or Replacements	18	3,556	0.5%	0.7%	0.8%	0.8%
% of FP17s Relating to Continuations	19	3,556	0.5%	0.9%	1.2%	1.2%
% of Patients satisfied with the dentistry they have received	1	1	N/A	92.1%	92.7%	92.8%
% of Patients satisfied with the time they had to wait for an appointment	1	1	N/A	90.3%	89.1%	88.7%

\* This is based on patients treated on this contract for their most recent course of treatment. Figures in italics indicate the base number of FP17s or Patient Questionnaire responses are less than 100. N/A is shown where the base number of responses is less than 10 during the period. % is calculated as Quantity/Base number\*100

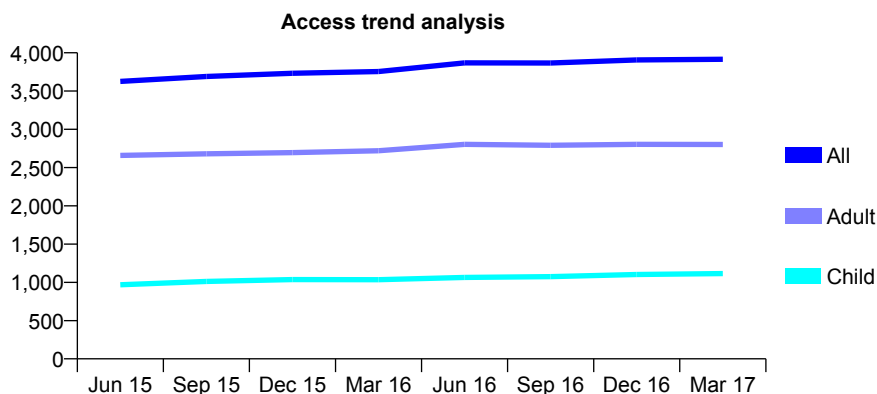
## Q54 - Vital Signs At a Glance Contract Report for 763144/0001 - Year end March 2017

Name or company name	MR GS BAHIA
Contract type name	GDS Contract
Purpose of contract	General
Contract start date	01/04/2006
Contract end date	

16/17 Contracted general activity (UDA)	7,933
Carry forward general activity (UDA)	-159
16/17 Contracted orthodontic activity (UOA)	0
Carry forward orthodontic activity (UOA)	0
Baseline contract value	£212,193.63

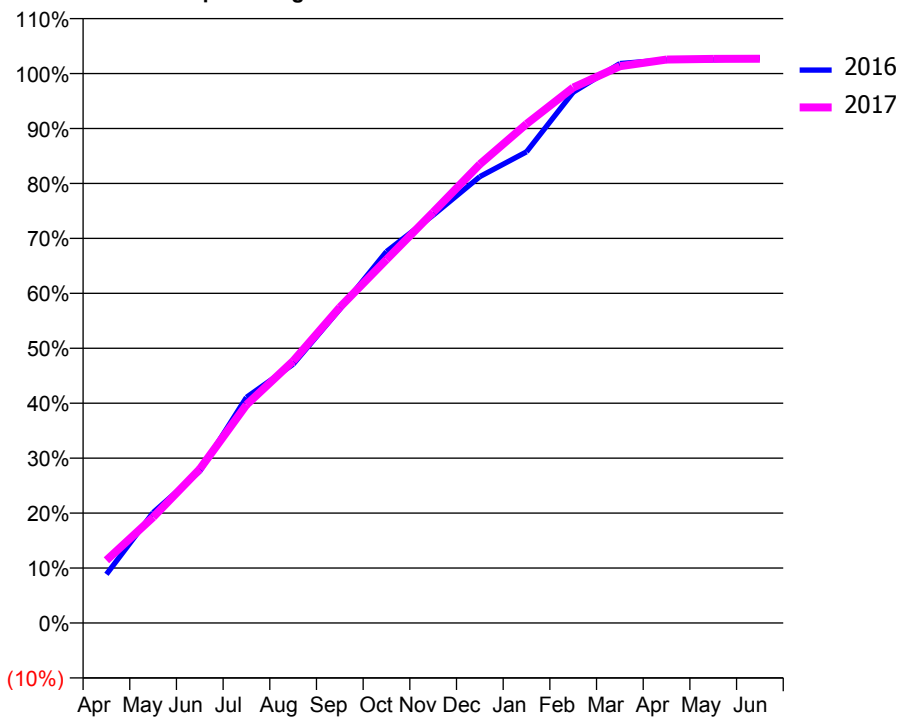
### ACCESS\*

Patients seen in 24 months	Total	Change since previous quarter
Quarter ending March 2016	3,755	
Quarter ending June 2016	3,868	↑
Quarter ending September 2016	3,866	→
Quarter ending December 2016	3,906	→
Quarter ending March 2017	3,916	→
<b>Variance since March 2016</b>	<b>4.3%</b>	<b>↑</b>



### ACTIVITY

Cumulative percentage of contracted UDA delivered 2016 & 2017



Adjusted Scheduled Activity (UDA)

Month	2016	2017
April	703	905
May	1,595	1,528
June	2,192	2,222
July	3,258	3,151
August	3,736	3,781
September	4,531	4,557
October	5,361	5,247
November	5,888	5,931
December	6,445	6,622
January	6,802	7,205
February	7,664	7,731
March	8,076	8,039
April	8,131	8,135
May	8,131	8,144
June	8,160	8,146

### QUALITY

	Quantity	Base Number	Contract	AT	Region	England
% of FP17s for the same patient ID Re-attending within 3 months - Children	22	1,332	1.7%	10.0%	12.0%	12.3%
% of FP17s for the same patient ID Re-attending within 3 months - Adults	194	2,836	6.8%	15.4%	16.0%	16.7%
% of FP17s for the same patient ID Re-attending between 3 & 9 months - Children	703	1,332	52.8%	51.1%	58.8%	57.6%
% of FP17s for the same patient ID Re-attending between 3 & 9 months - Adults	1,092	2,836	38.5%	46.4%	51.2%	50.1%
% of FP17s for Band 1 Urgent Courses	126	4,188	3.0%	8.1%	8.0%	9.1%
% of FP17s Relating to Free Repair or Replacements	15	4,188	0.4%	0.7%	0.8%	0.8%
% of FP17s Relating to Continuations	8	4,188	0.2%	0.9%	1.2%	1.2%
% of Patients satisfied with the dentistry they have received	5	5	N/A	92.1%	92.7%	92.8%
% of Patients satisfied with the time they had to wait for an appointment	4	5	N/A	90.3%	89.1%	88.7%

\* This is based on patients treated on this contract for their most recent course of treatment. Figures in italics indicate the base number of FP17s or Patient Questionnaire responses are less than 100. N/A is shown where the base number of responses is less than 10 during the period. % is calculated as Quantity/Base number\*100

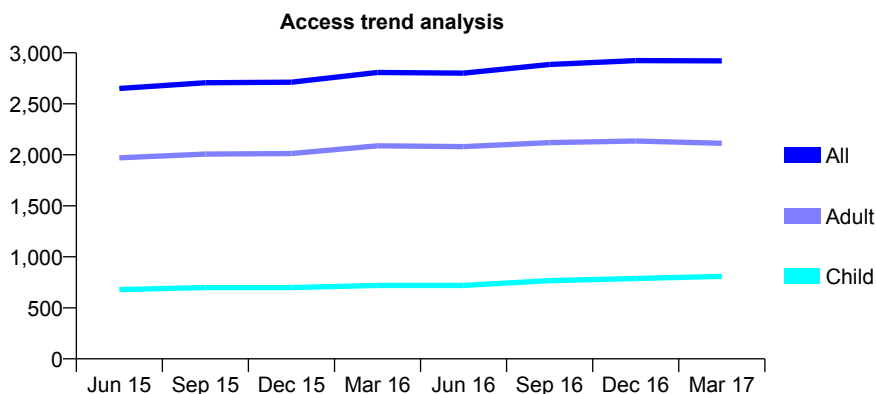
## Q54 - Vital Signs At a Glance Contract Report for 764191/0001 - Year end March 2017

Name or company name	MISS KL ROBINSON
Contract type name	GDS Contract
Purpose of contract	General
Contract start date	01/04/2006
Contract end date	

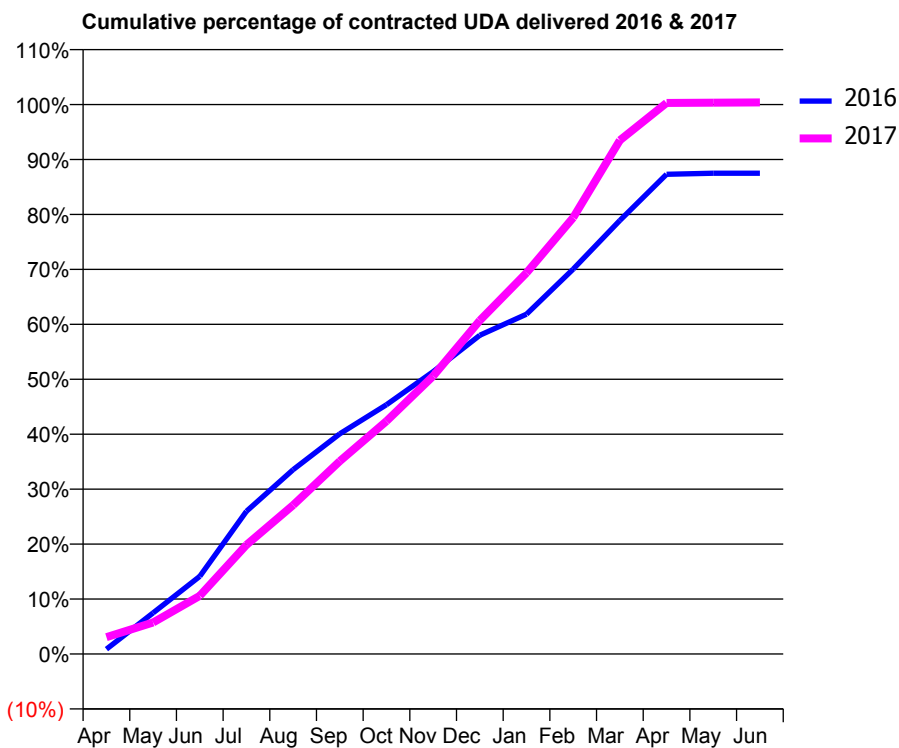
16/17 Contracted general activity (UDA)	7,466
Carry forward general activity (UDA)	0
16/17 Contracted orthodontic activity (UOA)	0
Carry forward orthodontic activity (UOA)	0
Baseline contract value	£207,165.00

### ACCESS\*

Patients seen in 24 months	Total	Change since previous quarter
Quarter ending March 2016	2,807	
Quarter ending June 2016	2,801	→
Quarter ending September 2016	2,886	↑
Quarter ending December 2016	2,923	→
Quarter ending March 2017	2,921	→
<b>Variance since March 2016</b>	<b>4.1%</b>	<b>↑</b>



### ACTIVITY



Month	Adjusted Scheduled Activity (UDA)	
	2016	2017
April	67	229
May	559	428
June	1,055	791
July	1,940	1,482
August	2,504	2,023
September	2,992	2,620
October	3,388	3,164
November	3,836	3,776
December	4,330	4,532
January	4,618	5,179
February	5,230	5,929
March	5,890	6,980
April	6,517	7,488
May	6,532	7,491
June	6,533	7,494

### QUALITY

	Quantity	Base Number	Contract	AT	Region	England
% of FP17s for the same patient ID Re-attending within 3 months - Children	73	1,185	6.2%	10.0%	12.0%	12.3%
% of FP17s for the same patient ID Re-attending within 3 months - Adults	350	2,454	14.3%	15.4%	16.0%	16.7%
% of FP17s for the same patient ID Re-attending between 3 & 9 months - Children	669	1,185	56.5%	51.1%	58.8%	57.6%
% of FP17s for the same patient ID Re-attending between 3 & 9 months - Adults	1,212	2,454	49.4%	46.4%	51.2%	50.1%
% of FP17s for Band 1 Urgent Courses	324	3,571	9.1%	8.1%	8.0%	9.1%
% of FP17s Relating to Free Repair or Replacements	19	3,571	0.5%	0.7%	0.8%	0.8%
% of FP17s Relating to Continuations	21	3,571	0.6%	0.9%	1.2%	1.2%
% of Patients satisfied with the dentistry they have received	4	5	N/A	92.1%	92.7%	92.8%
% of Patients satisfied with the time they had to wait for an appointment	3	5	N/A	90.3%	89.1%	88.7%

\* This is based on patients treated on this contract for their most recent course of treatment. Figures in italics indicate the base number of FP17s or Patient Questionnaire responses are less than 100. N/A is shown where the base number of responses is less than 10 during the period. % is calculated as Quantity/Base number\*100

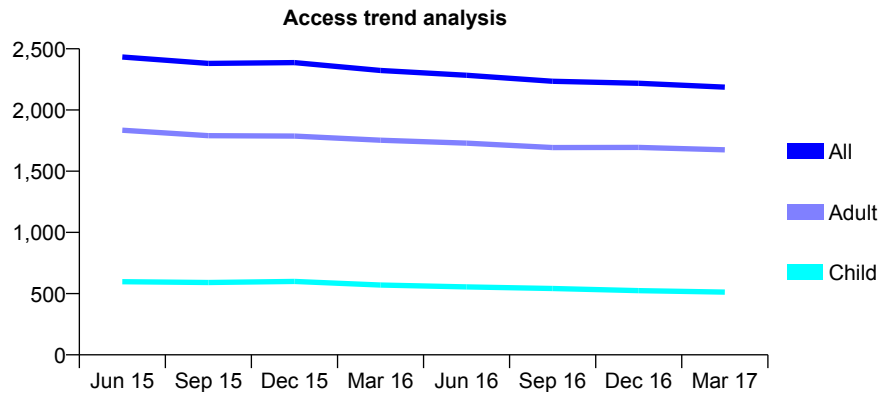
## Q54 - Vital Signs At a Glance Contract Report for 765597/0001 - Year end March 2017

Name or company name	MRS N GHABAI
Contract type name	GDS Contract
Purpose of contract	General
Contract start date	01/04/2006
Contract end date	

16/17 Contracted general activity (UDA)	8,368
Carry forward general activity (UDA)	147
16/17 Contracted orthodontic activity (UOA)	0
Carry forward orthodontic activity (UOA)	0
Baseline contract value	£190,992.31

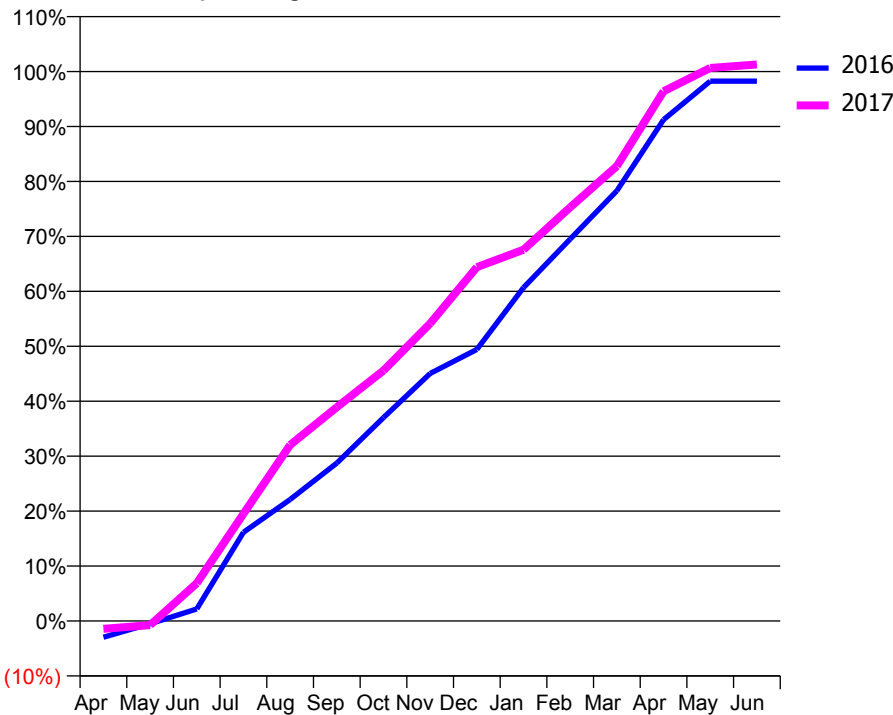
### ACCESS\*

Patients seen in 24 months	Total	Change since previous quarter
Quarter ending March 2016	2,323	
Quarter ending June 2016	2,284	↓
Quarter ending September 2016	2,235	↓
Quarter ending December 2016	2,218	→
Quarter ending March 2017	2,187	↓
<b>Variance since March 2016</b>	<b>(5.9%)</b>	<b>↓</b>



### ACTIVITY

Cumulative percentage of contracted UDA delivered 2016 & 2017



Month	Adjusted Scheduled Activity (UDA)	
	2016	2017
April	-250	-121
May	-44	-64
June	184	575
July	1,352	1,633
August	1,852	2,681
September	2,405	3,257
October	3,098	3,814
November	3,770	4,531
December	4,136	5,388
January	5,078	5,655
February	5,817	6,301
March	6,551	6,927
April	7,635	8,067
May	8,221	8,423
June	8,221	8,475

### QUALITY

	Quantity	Base Number	Contract	AT	Region	England
% of FP17s for the same patient ID Re-attending within 3 months - Children	99	926	10.7%	10.0%	12.0%	12.3%
% of FP17s for the same patient ID Re-attending within 3 months - Adults	498	2,650	18.8%	15.4%	16.0%	16.7%
% of FP17s for the same patient ID Re-attending between 3 & 9 months - Children	621	926	67.1%	51.1%	58.8%	57.6%
% of FP17s for the same patient ID Re-attending between 3 & 9 months - Adults	1,627	2,650	61.4%	46.4%	51.2%	50.1%
% of FP17s for Band 1 Urgent Courses	286	3,573	8.0%	8.1%	8.0%	9.1%
% of FP17s Relating to Free Repair or Replacements	8	3,573	0.2%	0.7%	0.8%	0.8%
% of FP17s Relating to Continuations	84	3,573	2.4%	0.9%	1.2%	1.2%
% of Patients satisfied with the dentistry they have received	44	47	93.6%	92.1%	92.7%	92.8%
% of Patients satisfied with the time they had to wait for an appointment	43	47	91.5%	90.3%	89.1%	88.7%

\* This is based on patients treated on this contract for their most recent course of treatment. Figures in italics indicate the base number of FP17s or Patient Questionnaire responses are less than 100. N/A is shown where the base number of responses is less than 10 during the period. % is calculated as Quantity/Base number\*100

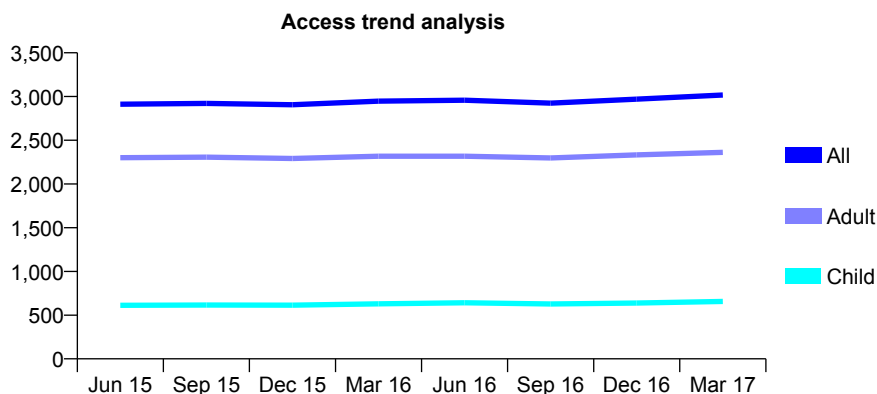
## Q54 - Vital Signs At a Glance Contract Report for 765643/0001 - Year end March 2017

Name or company name	MR D SINGH-TERPOT
Contract type name	GDS Contract
Purpose of contract	General
Contract start date	01/04/2006
Contract end date	

16/17 Contracted general activity (UDA)	8,845
Carry forward general activity (UDA)	80
16/17 Contracted orthodontic activity (UOA)	0
Carry forward orthodontic activity (UOA)	0
Baseline contract value	£213,411.52

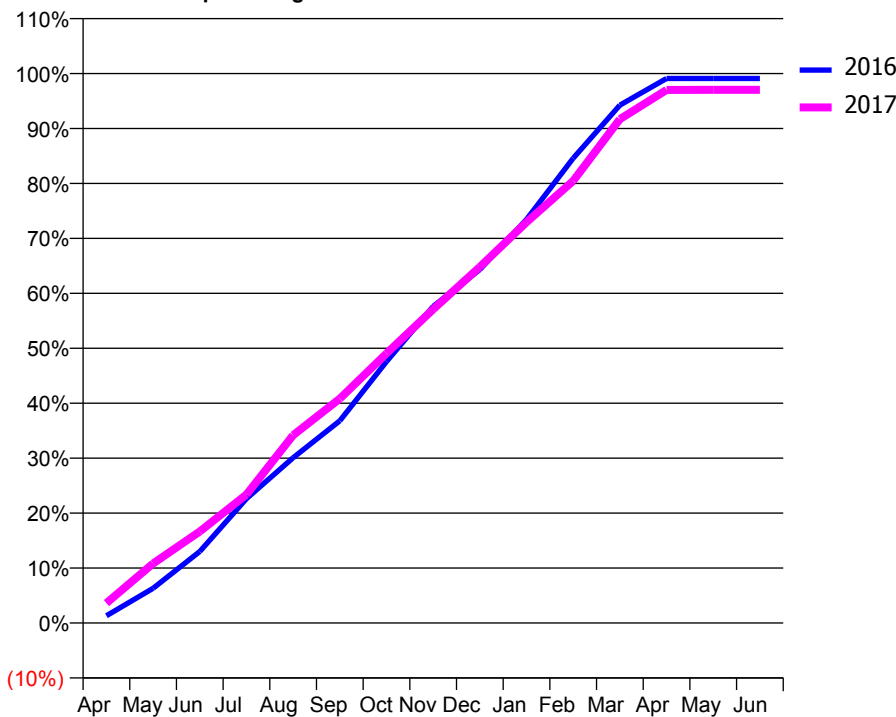
### ACCESS\*

Patients seen in 24 months	Total	Change since previous quarter
Quarter ending March 2016	2,947	
Quarter ending June 2016	2,958	→
Quarter ending September 2016	2,925	↓
Quarter ending December 2016	2,970	→
Quarter ending March 2017	3,018	→
<b>Variance since March 2016</b>	<b>2.4%</b>	<b>↑</b>



### ACTIVITY

Cumulative percentage of contracted UDA delivered 2016 & 2017



Adjusted Scheduled Activity (UDA)

Month	2016	2017
April	116	321
May	558	959
June	1,151	1,473
July	2,001	2,069
August	2,661	3,023
September	3,256	3,611
October	4,208	4,339
November	5,097	5,049
December	5,690	5,732
January	6,496	6,451
February	7,480	7,117
March	8,335	8,111
April	8,764	8,580
May	8,764	8,583
June	8,765	8,583

### QUALITY

	Quantity	Base Number	Contract	AT	Region	England
% of FP17s for the same patient ID Re-attending within 3 months - Children	32	843	3.8%	10.0%	12.0%	12.3%
% of FP17s for the same patient ID Re-attending within 3 months - Adults	490	3,294	14.9%	15.4%	16.0%	16.7%
% of FP17s for the same patient ID Re-attending between 3 & 9 months - Children	435	843	51.6%	51.1%	58.8%	57.6%
% of FP17s for the same patient ID Re-attending between 3 & 9 months - Adults	1,779	3,294	54.0%	46.4%	51.2%	50.1%
% of FP17s for Band 1 Urgent Courses	37	4,122	0.9%	8.1%	8.0%	9.1%
% of FP17s Relating to Free Repair or Replacements	20	4,122	0.5%	0.7%	0.8%	0.8%
% of FP17s Relating to Continuations	12	4,122	0.3%	0.9%	1.2%	1.2%
% of Patients satisfied with the dentistry they have received	3	3	N/A	92.1%	92.7%	92.8%
% of Patients satisfied with the time they had to wait for an appointment	3	3	N/A	90.3%	89.1%	88.7%

\* This is based on patients treated on this contract for their most recent course of treatment. Figures in italics indicate the base number of FP17s or Patient Questionnaire responses are less than 100. N/A is shown where the base number of responses is less than 10 during the period. % is calculated as Quantity/Base number\*100

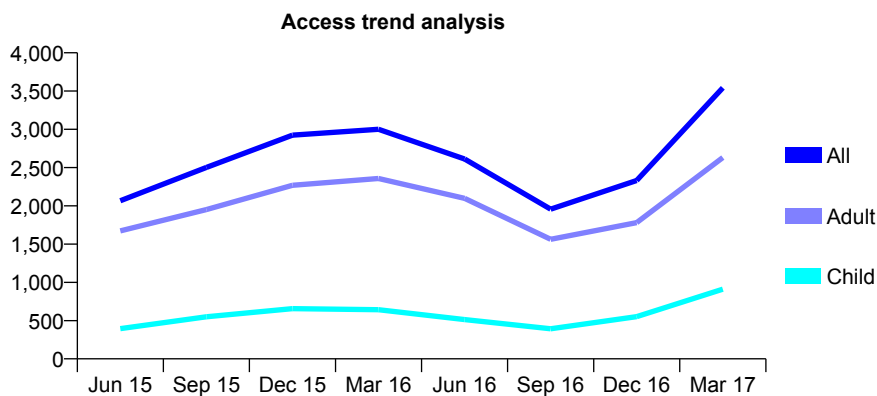
## Q54 - Vital Signs At a Glance Contract Report for 766518/0001 - Year end March 2017

Name or company name	MRS CS ILYAS
Contract type name	GDS Contract
Purpose of contract	General
Contract start date	01/10/2014
Contract end date	

16/17 Contracted general activity (UDA)	9,871
Carry forward general activity (UDA)	392
16/17 Contracted orthodontic activity (UOA)	0
Carry forward orthodontic activity (UOA)	0
Baseline contract value	£196,853.10

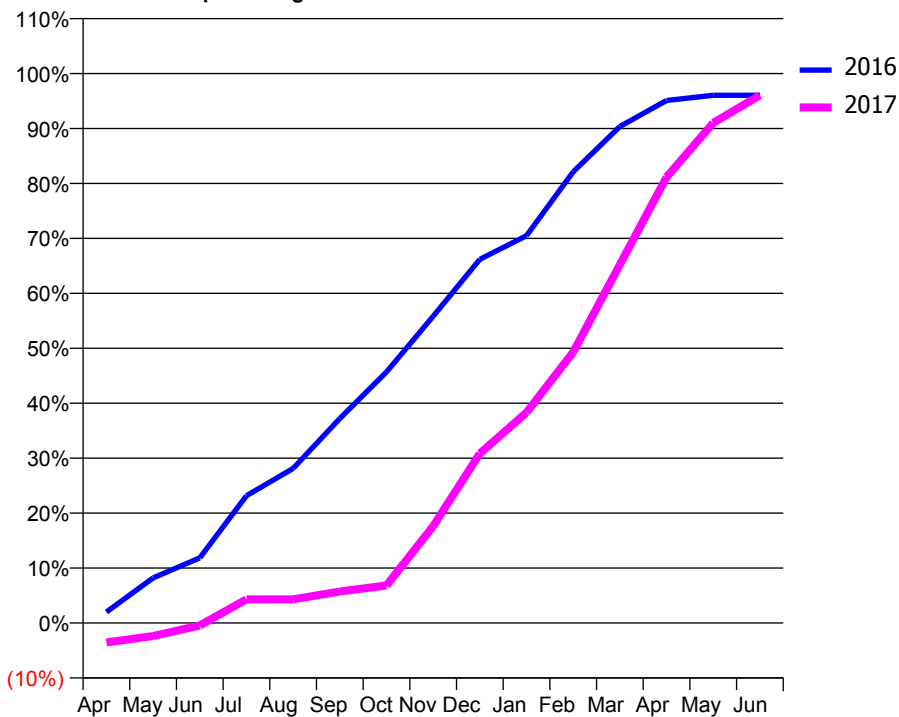
### ACCESS\*

Patients seen in 24 months	Total	Change since previous quarter
Quarter ending March 2016	3,001	
Quarter ending June 2016	2,612	↓
Quarter ending September 2016	1,956	↓
Quarter ending December 2016	2,332	↑
Quarter ending March 2017	3,542	↑
<b>Variance since March 2016</b>	<b>18.0%</b>	<b>↑</b>



### ACTIVITY

Cumulative percentage of contracted UDA delivered 2016 & 2017



Month	Adjusted Scheduled Activity (UDA)	
	2016	2017
April	198	-350
May	811	-236
June	1,169	-46
July	2,286	425
August	2,778	425
September	3,674	567
October	4,510	675
November	5,512	1,740
December	6,533	3,046
January	6,958	3,781
February	8,105	4,867
March	8,918	6,437
April	9,385	8,008
May	9,479	8,983
June	9,479	9,480

### QUALITY

	Quantity	Base Number	Contract	AT	Region	England
% of FP17s for the same patient ID Re-attending within 3 months - Children	33	878	3.8%	10.0%	12.0%	12.3%
% of FP17s for the same patient ID Re-attending within 3 months - Adults	227	2,756	8.2%	15.4%	16.0%	16.7%
% of FP17s for the same patient ID Re-attending between 3 & 9 months - Children	162	878	18.5%	51.1%	58.8%	57.6%
% of FP17s for the same patient ID Re-attending between 3 & 9 months - Adults	737	2,756	26.7%	46.4%	51.2%	50.1%
% of FP17s for Band 1 Urgent Courses	271	4,708	5.8%	8.1%	8.0%	9.1%
% of FP17s Relating to Free Repair or Replacements	6	4,708	0.1%	0.7%	0.8%	0.8%
% of FP17s Relating to Continuations	14	4,708	0.3%	0.9%	1.2%	1.2%
% of Patients satisfied with the dentistry they have received	2	2	N/A	92.1%	92.7%	92.8%
% of Patients satisfied with the time they had to wait for an appointment	2	2	N/A	90.3%	89.1%	88.7%

\* This is based on patients treated on this contract for their most recent course of treatment. Figures in italics indicate the base number of FP17s or Patient Questionnaire responses are less than 100. N/A is shown where the base number of responses is less than 10 during the period. % is calculated as Quantity/Base number\*100

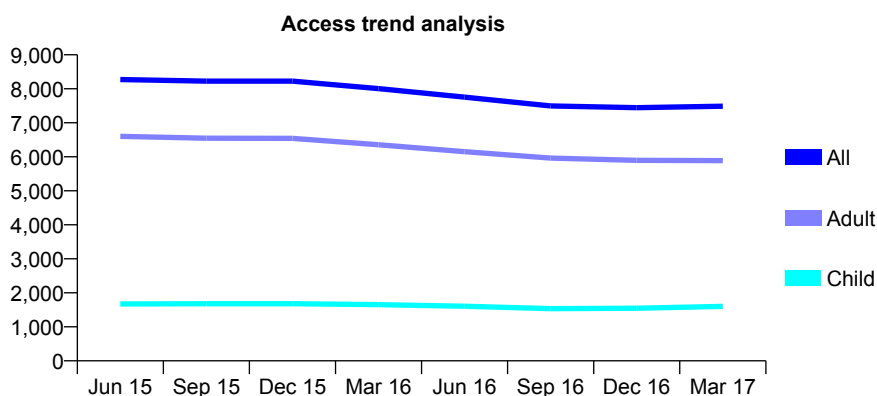
## Q54 - Vital Signs At a Glance Contract Report for 769258/0001 - Year end March 2017

Name or company name	MR S TALWAR
Contract type name	GDS Contract
Purpose of contract	General
Contract start date	01/04/2006
Contract end date	

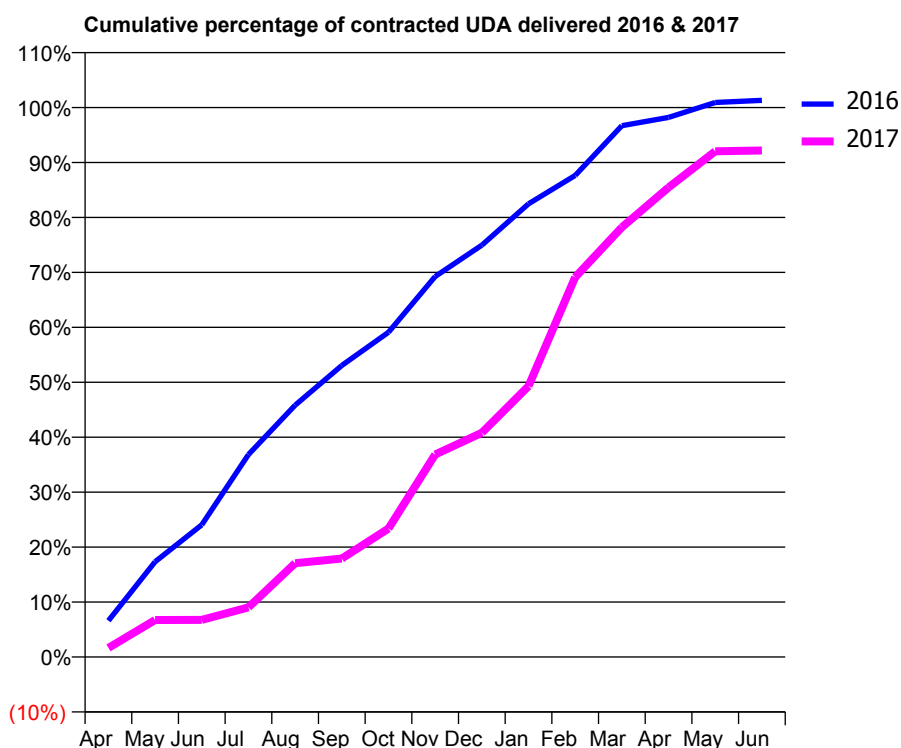
16/17 Contracted general activity (UDA)	23,061
Carry forward general activity (UDA)	-300
16/17 Contracted orthodontic activity (UOA)	0
Carry forward orthodontic activity (UOA)	0
Baseline contract value	£541,792.23

### ACCESS\*

Patients seen in 24 months	Total	Change since previous quarter
Quarter ending March 2016	8,007	
Quarter ending June 2016	7,754	↓
Quarter ending September 2016	7,496	↓
Quarter ending December 2016	7,446	→
Quarter ending March 2017	7,490	→
<b>Variance since March 2016</b>	<b>(6.5%)</b>	<b>↓</b>



### ACTIVITY



Month	Adjusted Scheduled Activity (UDA)	
	2016	2017
April	1,527	383
May	4,000	1,551
June	5,550	1,557
July	8,499	2,083
August	10,570	3,934
September	12,239	4,133
October	13,630	5,392
November	15,971	8,499
December	17,286	9,408
January	19,017	11,370
February	20,211	15,943
March	22,300	18,035
April	22,644	19,706
May	23,271	21,225
June	23,361	21,258

### QUALITY

	Quantity	Base Number	Contract	AT	Region	England
% of FP17s for the same patient ID Re-attending within 3 months - Children	423	2,440	17.3%	10.0%	12.0%	12.3%
% of FP17s for the same patient ID Re-attending within 3 months - Adults	1,921	8,347	23.0%	15.4%	16.0%	16.7%
% of FP17s for the same patient ID Re-attending between 3 & 9 months - Children	1,291	2,440	52.9%	51.1%	58.8%	57.6%
% of FP17s for the same patient ID Re-attending between 3 & 9 months - Adults	4,435	8,347	53.1%	46.4%	51.2%	50.1%
% of FP17s for Band 1 Urgent Courses	877	11,690	7.5%	8.1%	8.0%	9.1%
% of FP17s Relating to Free Repair or Replacements	143	11,690	1.2%	0.7%	0.8%	0.8%
% of FP17s Relating to Continuations	503	11,690	4.3%	0.9%	1.2%	1.2%
% of Patients satisfied with the dentistry they have received	10	13	76.9%	92.1%	92.7%	92.8%
% of Patients satisfied with the time they had to wait for an appointment	12	13	92.3%	90.3%	89.1%	88.7%

\* This is based on patients treated on this contract for their most recent course of treatment. Figures in italics indicate the base number of FP17s or Patient Questionnaire responses are less than 100. N/A is shown where the base number of responses is less than 10 during the period. % is calculated as Quantity/Base number\*100



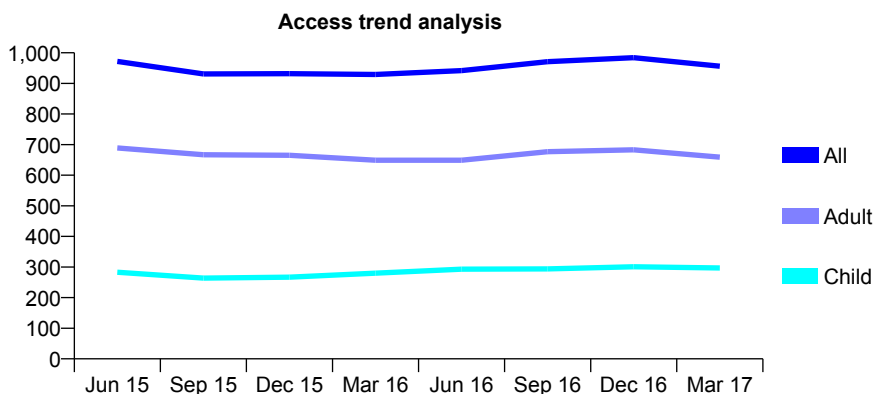
## Q54 - Vital Signs At a Glance Contract Report for 769258/0002 - Year end March 2017

Name or company name	MR S TALWAR
Contract type name	GDS Contract
Purpose of contract	General
Contract start date	01/04/2006
Contract end date	

16/17 Contracted general activity (UDA)	4,660
Carry forward general activity (UDA)	0
16/17 Contracted orthodontic activity (UOA)	0
Carry forward orthodontic activity (UOA)	0
Baseline contract value	£110,111.95

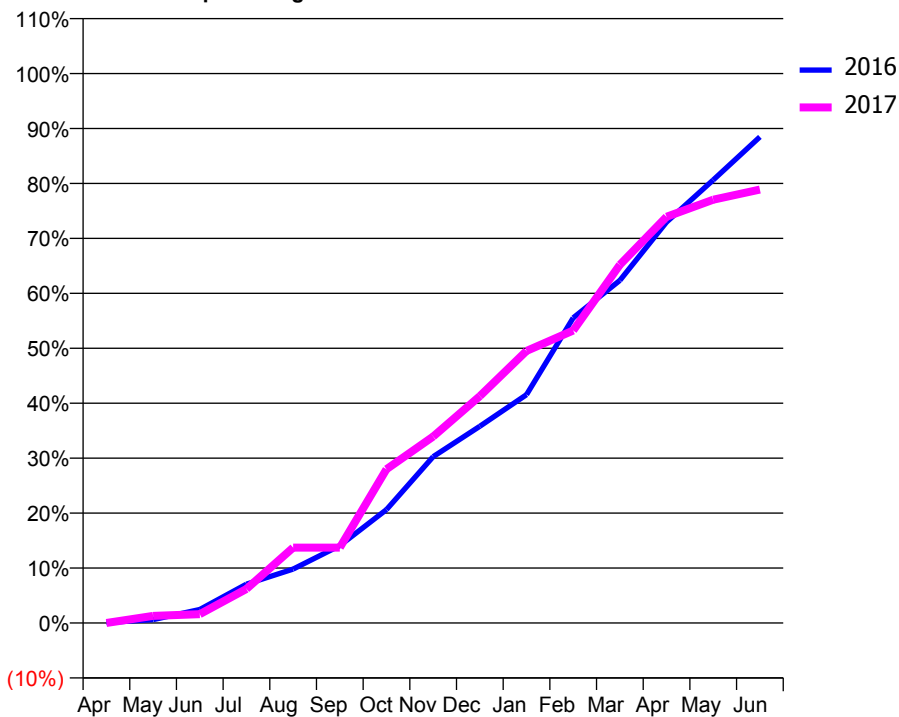
### ACCESS\*

Patients seen in 24 months	Total	Change since previous quarter
Quarter ending March 2016	929	
Quarter ending June 2016	942	→
Quarter ending September 2016	971	↑
Quarter ending December 2016	984	→
Quarter ending March 2017	956	↓
<b>Variance since March 2016</b>	2.9%	↑



### ACTIVITY

Cumulative percentage of contracted UDA delivered 2016 & 2017



Month	Adjusted Scheduled Activity (UDA)	
	2016	2017
April	4	1
May	29	61
June	115	75
July	329	289
August	457	640
September	657	640
October	962	1,305
November	1,411	1,582
December	1,668	1,924
January	1,936	2,308
February	2,588	2,480
March	2,906	3,038
April	3,400	3,445
May	3,757	3,589
June	4,122	3,676

### QUALITY

	Quantity	Base Number	Contract	AT	Region	England
% of FP17s for the same patient ID Re-attending within 3 months - Children	73	432	16.9%	10.0%	12.0%	12.3%
% of FP17s for the same patient ID Re-attending within 3 months - Adults	441	1,207	36.5%	15.4%	16.0%	16.7%
% of FP17s for the same patient ID Re-attending between 3 & 9 months - Children	209	432	48.4%	51.1%	58.8%	57.6%
% of FP17s for the same patient ID Re-attending between 3 & 9 months - Adults	460	1,207	38.1%	46.4%	51.2%	50.1%
% of FP17s for Band 1 Urgent Courses	148	1,517	9.8%	8.1%	8.0%	9.1%
% of FP17s Relating to Free Repair or Replacements	34	1,517	2.2%	0.7%	0.8%	0.8%
% of FP17s Relating to Continuations	151	1,517	10.0%	0.9%	1.2%	1.2%
% of Patients satisfied with the dentistry they have received	2	3	N/A	92.1%	92.7%	92.8%
% of Patients satisfied with the time they had to wait for an appointment	1	3	N/A	90.3%	89.1%	88.7%

\* This is based on patients treated on this contract for their most recent course of treatment. Figures in italics indicate the base number of FP17s or Patient Questionnaire responses are less than 100. N/A is shown where the base number of responses is less than 10 during the period. % is calculated as Quantity/Base number\*100

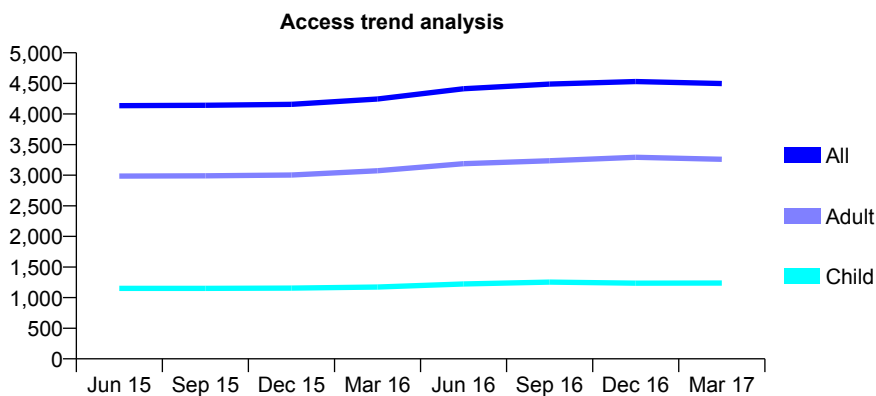
## Q54 - Vital Signs At a Glance Contract Report for 769827/0001 - Year end March 2017

Name or company name	MR A HUSSAIN
Contract type name	GDS Contract
Purpose of contract	General
Contract start date	01/04/2006
Contract end date	

16/17 Contracted general activity (UDA)	10,369
Carry forward general activity (UDA)	-183
16/17 Contracted orthodontic activity (UOA)	0
Carry forward orthodontic activity (UOA)	0
Baseline contract value	£252,511.90

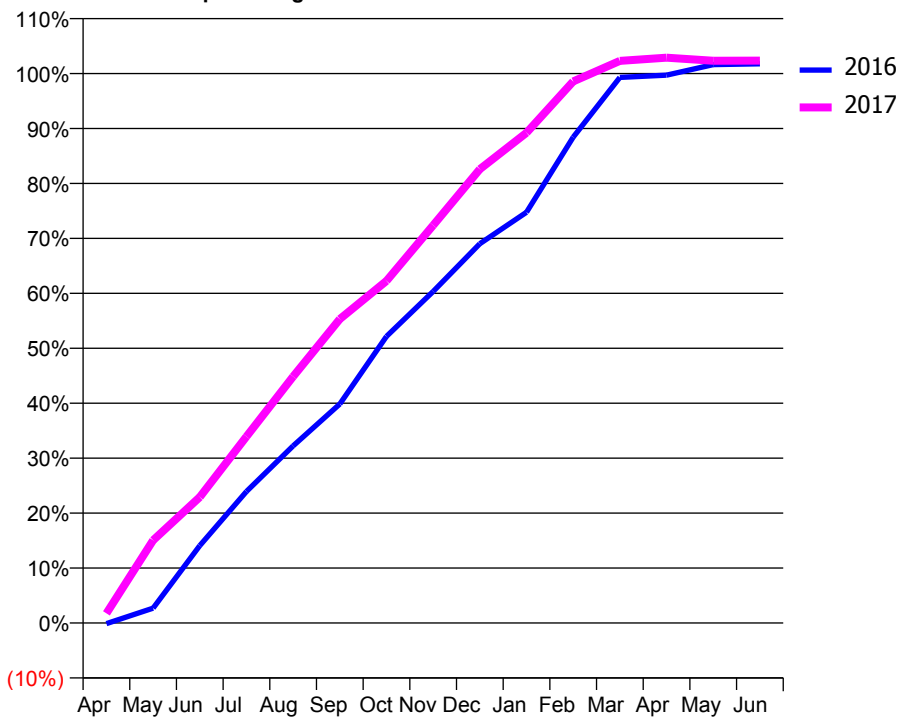
### ACCESS\*

Patients seen in 24 months	Total	Change since previous quarter
Quarter ending March 2016	4,245	
Quarter ending June 2016	4,412	↑
Quarter ending September 2016	4,490	→
Quarter ending December 2016	4,530	→
Quarter ending March 2017	4,498	→
<b>Variance since March 2016</b>	<b>6.0%</b>	<b>↑</b>



### ACTIVITY

Cumulative percentage of contracted UDA delivered 2016 & 2017



Month	Adjusted Scheduled Activity (UDA)	
	2016	2017
April	-13	183
May	280	1,562
June	1,461	2,375
July	2,481	3,520
August	3,344	4,652
September	4,132	5,735
October	5,410	6,456
November	6,257	7,505
December	7,157	8,564
January	7,752	9,250
February	9,168	10,220
March	10,294	10,608
April	10,338	10,668
May	10,538	10,611
June	10,552	10,613

### QUALITY

	Quantity	Base Number	Contract	AT	Region	England
% of FP17s for the same patient ID Re-attending within 3 months - Children	78	1,298	6.0%	10.0%	12.0%	12.3%
% of FP17s for the same patient ID Re-attending within 3 months - Adults	516	3,302	15.6%	15.4%	16.0%	16.7%
% of FP17s for the same patient ID Re-attending between 3 & 9 months - Children	405	1,298	31.2%	51.1%	58.8%	57.6%
% of FP17s for the same patient ID Re-attending between 3 & 9 months - Adults	984	3,302	29.8%	46.4%	51.2%	50.1%
% of FP17s for Band 1 Urgent Courses	449	3,854	11.7%	8.1%	8.0%	9.1%
% of FP17s Relating to Free Repair or Replacements	119	3,854	3.1%	0.7%	0.8%	0.8%
% of FP17s Relating to Continuations	15	3,854	0.4%	0.9%	1.2%	1.2%
% of Patients satisfied with the dentistry they have received	4	4	N/A	92.1%	92.7%	92.8%
% of Patients satisfied with the time they had to wait for an appointment	2	4	N/A	90.3%	89.1%	88.7%

\* This is based on patients treated on this contract for their most recent course of treatment. Figures in italics indicate the base number of FP17s or Patient Questionnaire responses are less than 100. N/A is shown where the base number of responses is less than 10 during the period. % is calculated as Quantity/Base number\*100

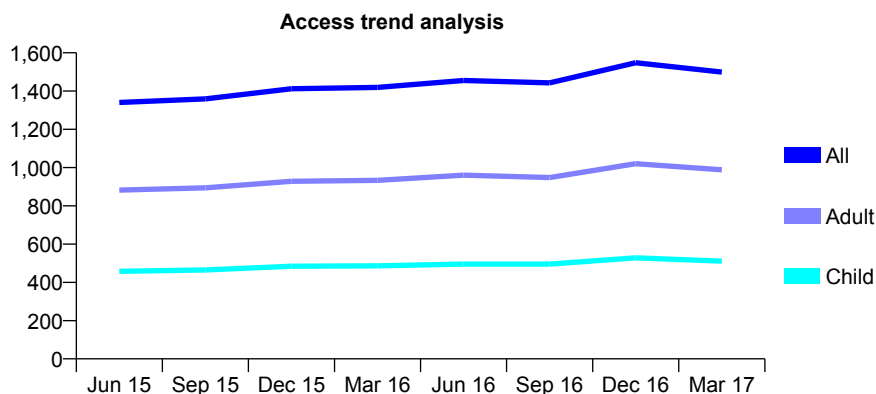
## Q54 - Vital Signs At a Glance Contract Report for 769827/0002 - Year end March 2017

Name or company name	MR A HUSSAIN
Contract type name	GDS Contract
Purpose of contract	General
Contract start date	01/11/2010
Contract end date	

16/17 Contracted general activity (UDA)	3,564
Carry forward general activity (UDA)	-71
16/17 Contracted orthodontic activity (UOA)	0
Carry forward orthodontic activity (UOA)	0
Baseline contract value	£91,103.33

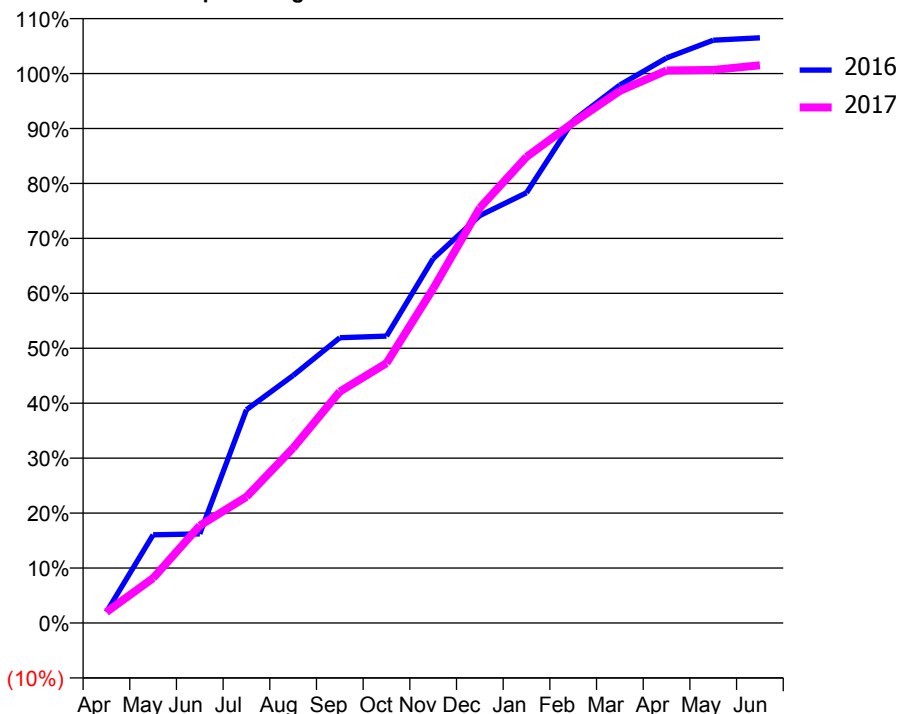
### ACCESS\*

Patients seen in 24 months	Total	Change since previous quarter
Quarter ending March 2016	1,419	
Quarter ending June 2016	1,455	↑
Quarter ending September 2016	1,443	→
Quarter ending December 2016	1,548	↑
Quarter ending March 2017	1,499	↓
<b>Variance since March 2016</b>	5.6%	↑



### ACTIVITY

Cumulative percentage of contracted UDA delivered 2016 & 2017



Month	Adjusted Scheduled Activity (UDA)	
	2016	2017
April	71	71
May	572	291
June	578	632
July	1,384	819
August	1,605	1,135
September	1,850	1,501
October	1,861	1,685
November	2,363	2,169
December	2,642	2,692
January	2,790	3,023
February	3,259	3,245
March	3,489	3,451
April	3,665	3,584
May	3,780	3,587
June	3,796	3,617

### QUALITY

	Quantity	Base Number	Contract	AT	Region	England
% of FP17s for the same patient ID Re-attending within 3 months - Children	25	436	5.7%	10.0%	12.0%	12.3%
% of FP17s for the same patient ID Re-attending within 3 months - Adults	108	873	12.4%	15.4%	16.0%	16.7%
% of FP17s for the same patient ID Re-attending between 3 & 9 months - Children	109	436	25.0%	51.1%	58.8%	57.6%
% of FP17s for the same patient ID Re-attending between 3 & 9 months - Adults	252	873	28.9%	46.4%	51.2%	50.1%
% of FP17s for Band 1 Urgent Courses	105	1,280	8.2%	8.1%	8.0%	9.1%
% of FP17s Relating to Free Repair or Replacements	39	1,280	3.0%	0.7%	0.8%	0.8%
% of FP17s Relating to Continuations	6	1,280	0.5%	0.9%	1.2%	1.2%
% of Patients satisfied with the dentistry they have received	0	1	N/A	92.1%	92.7%	92.8%
% of Patients satisfied with the time they had to wait for an appointment	1	1	N/A	90.3%	89.1%	88.7%

\* This is based on patients treated on this contract for their most recent course of treatment. Figures in italics indicate the base number of FP17s or Patient Questionnaire responses are less than 100. N/A is shown where the base number of responses is less than 10 during the period. % is calculated as Quantity/Base number\*100

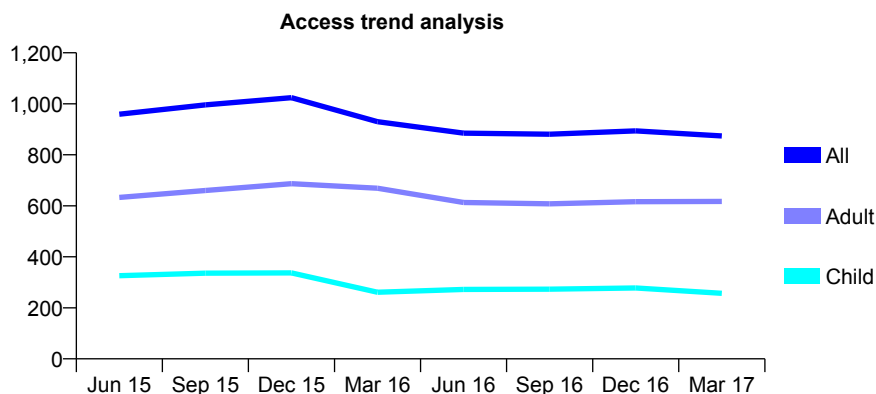
## Q54 - Vital Signs At a Glance Contract Report for 769827/0003 - Year end March 2017

Name or company name	MR A HUSSAIN
Contract type name	GDS Contract
Purpose of contract	General
Contract start date	09/11/2012
Contract end date	

16/17 Contracted general activity (UDA)	2,224
Carry forward general activity (UDA)	-44
16/17 Contracted orthodontic activity (UOA)	0
Carry forward orthodontic activity (UOA)	0
Baseline contract value	£56,442.97

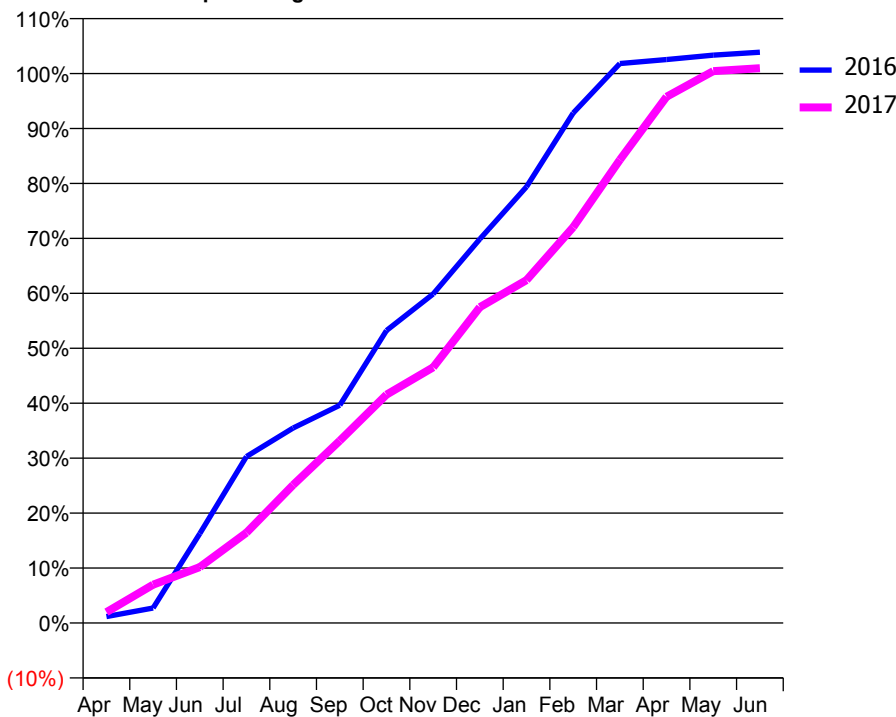
### ACCESS\*

Patients seen in 24 months	Total	Change since previous quarter
Quarter ending March 2016	930	
Quarter ending June 2016	885	↓
Quarter ending September 2016	881	→
Quarter ending December 2016	894	→
Quarter ending March 2017	874	↓
<b>Variance since March 2016</b>	<b>(6.0%)</b>	<b>↓</b>



### ACTIVITY

Cumulative percentage of contracted UDA delivered 2016 & 2017



Month	Adjusted Scheduled Activity (UDA)	
	2016	2017
April	26	44
May	61	155
June	362	226
July	674	365
August	789	559
September	882	738
October	1,184	924
November	1,332	1,035
December	1,554	1,278
January	1,765	1,388
February	2,064	1,602
March	2,264	1,875
April	2,281	2,130
May	2,298	2,234
June	2,310	2,246

### QUALITY

	Quantity	Base Number	Contract	AT	Region	England
% of FP17s for the same patient ID Re-attending within 3 months - Children	5	227	2.2%	10.0%	12.0%	12.3%
% of FP17s for the same patient ID Re-attending within 3 months - Adults	33	455	7.3%	15.4%	16.0%	16.7%
% of FP17s for the same patient ID Re-attending between 3 & 9 months - Children	42	227	18.5%	51.1%	58.8%	57.6%
% of FP17s for the same patient ID Re-attending between 3 & 9 months - Adults	102	455	22.4%	46.4%	51.2%	50.1%
% of FP17s for Band 1 Urgent Courses	114	763	14.9%	8.1%	8.0%	9.1%
% of FP17s Relating to Free Repair or Replacements	9	763	1.2%	0.7%	0.8%	0.8%
% of FP17s Relating to Continuations	1	763	0.1%	0.9%	1.2%	1.2%
% of Patients satisfied with the dentistry they have received	0	0	N/A	92.1%	92.7%	92.8%
% of Patients satisfied with the time they had to wait for an appointment	0	0	N/A	90.3%	89.1%	88.7%

\* This is based on patients treated on this contract for their most recent course of treatment. Figures in italics indicate the base number of FP17s or Patient Questionnaire responses are less than 100. N/A is shown where the base number of responses is less than 10 during the period. % is calculated as Quantity/Base number\*100

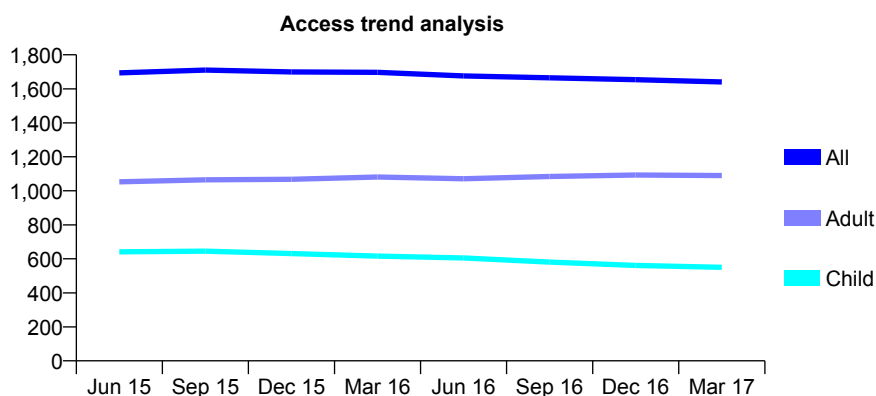
## Q54 - Vital Signs At a Glance Contract Report for 769967/0004 - Year end March 2017

Name or company name	MR MA TAI
Contract type name	GDS Contract
Purpose of contract	General
Contract start date	01/04/2012
Contract end date	

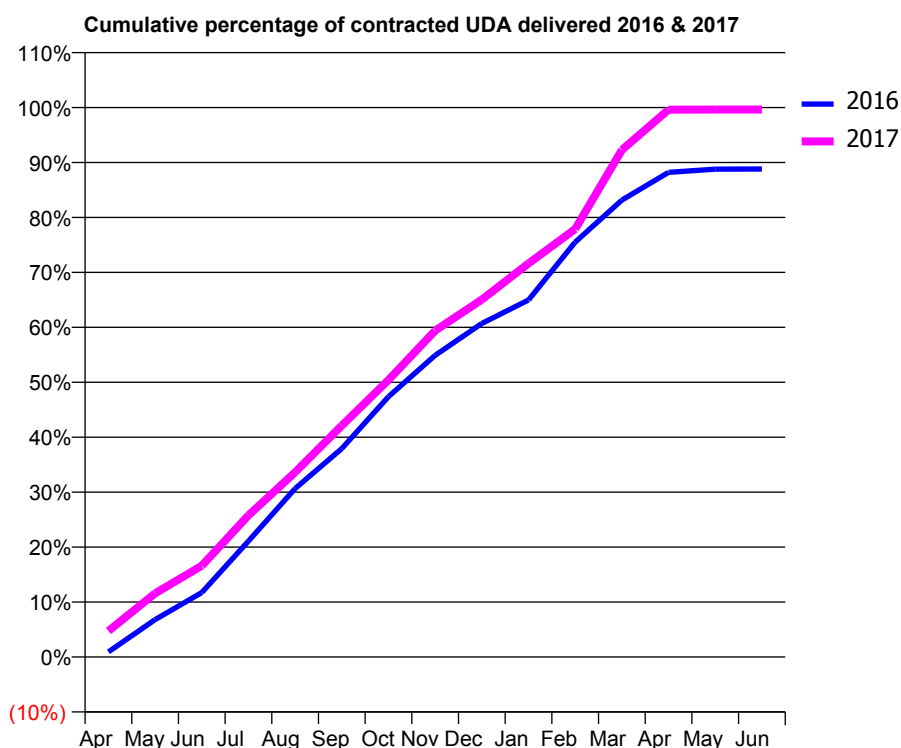
16/17 Contracted general activity (UDA)	4,402
Carry forward general activity (UDA)	0
16/17 Contracted orthodontic activity (UOA)	0
Carry forward orthodontic activity (UOA)	0
Baseline contract value	£115,556.02

### ACCESS\*

Patients seen in 24 months	Total	Change since previous quarter
Quarter ending March 2016	1,697	
Quarter ending June 2016	1,676	↓
Quarter ending September 2016	1,665	→
Quarter ending December 2016	1,654	→
Quarter ending March 2017	1,640	→
<b>Variance since March 2016</b>	<b>(3.4%)</b>	<b>↓</b>



### ACTIVITY



Month	Adjusted Scheduled Activity (UDA)	
	2016	2017
April	42	209
May	299	510
June	517	732
July	929	1,135
August	1,350	1,480
September	1,670	1,854
October	2,086	2,219
November	2,417	2,614
December	2,672	2,864
January	2,860	3,153
February	3,324	3,429
March	3,660	4,062
April	3,883	4,385
May	3,908	4,386
June	3,909	4,386

### QUALITY

	Quantity	Base Number	Contract	AT	Region	England
% of FP17s for the same patient ID Re-attending within 3 months - Children	27	825	3.3%	10.0%	12.0%	12.3%
% of FP17s for the same patient ID Re-attending within 3 months - Adults	160	1,362	11.7%	15.4%	16.0%	16.7%
% of FP17s for the same patient ID Re-attending between 3 & 9 months - Children	472	825	57.2%	51.1%	58.8%	57.6%
% of FP17s for the same patient ID Re-attending between 3 & 9 months - Adults	699	1,362	51.3%	46.4%	51.2%	50.1%
% of FP17s for Band 1 Urgent Courses	65	2,179	3.0%	8.1%	8.0%	9.1%
% of FP17s Relating to Free Repair or Replacements	13	2,179	0.6%	0.7%	0.8%	0.8%
% of FP17s Relating to Continuations	34	2,179	1.6%	0.9%	1.2%	1.2%
% of Patients satisfied with the dentistry they have received	2	2	N/A	92.1%	92.7%	92.8%
% of Patients satisfied with the time they had to wait for an appointment	2	2	N/A	90.3%	89.1%	88.7%

\* This is based on patients treated on this contract for their most recent course of treatment. Figures in italics indicate the base number of FP17s or Patient Questionnaire responses are less than 100. N/A is shown where the base number of responses is less than 10 during the period. % is calculated as Quantity/Base number\*100

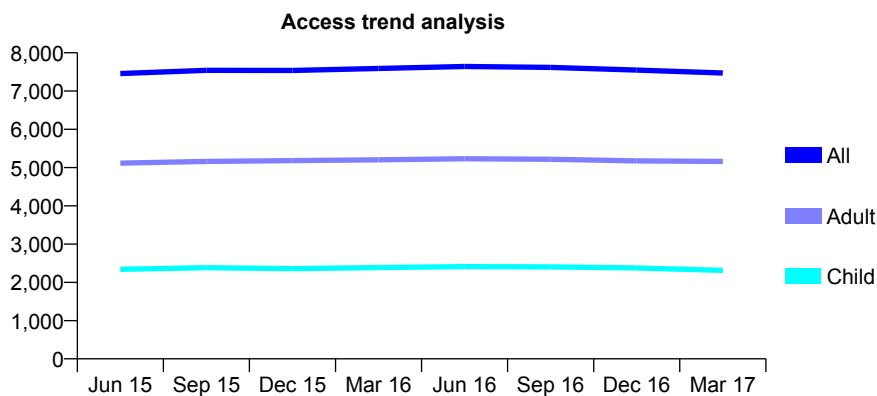
## Q54 - Vital Signs At a Glance Contract Report for 770728/0001 - Year end March 2017

Name or company name	MR TS JHEETA
Contract type name	GDS Contract
Purpose of contract	General
Contract start date	01/04/2006
Contract end date	

16/17 Contracted general activity (UDA)	20,291
Carry forward general activity (UDA)	-284
16/17 Contracted orthodontic activity (UOA)	0
Carry forward orthodontic activity (UOA)	0
Baseline contract value	£565,013.15

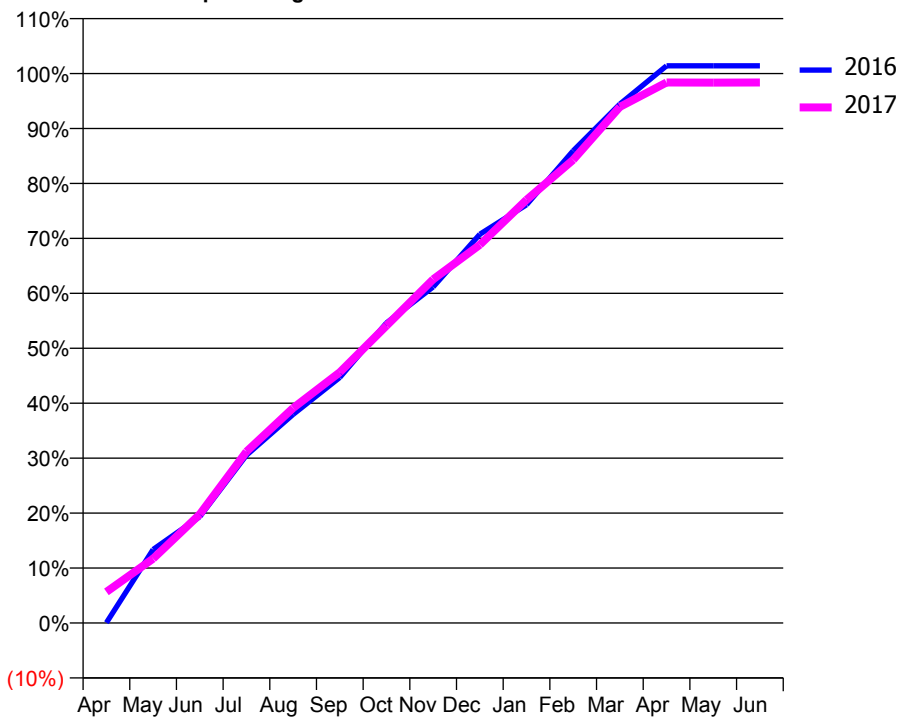
### ACCESS\*

Patients seen in 24 months	Total	Change since previous quarter
Quarter ending March 2016	7,589	
Quarter ending June 2016	7,641	→
Quarter ending September 2016	7,617	→
Quarter ending December 2016	7,549	→
Quarter ending March 2017	7,472	↓
<b>Variance since March 2016</b>	<b>(1.5%)</b>	<b>↓</b>



### ACTIVITY

Cumulative percentage of contracted UDA delivered 2016 & 2017



Month	Adjusted Scheduled Activity (UDA)	
	2016	2017
April	13	1,148
May	2,714	2,376
June	3,927	4,017
July	6,197	6,331
August	7,705	7,940
September	9,068	9,262
October	11,080	10,977
November	12,409	12,693
December	14,356	13,967
January	15,445	15,625
February	17,437	17,106
March	19,163	19,058
April	20,576	19,959
May	20,574	19,956
June	20,575	19,959

### QUALITY

	Quantity	Base Number	Contract	AT	Region	England
% of FP17s for the same patient ID Re-attending within 3 months - Children	200	3,652	5.5%	10.0%	12.0%	12.3%
% of FP17s for the same patient ID Re-attending within 3 months - Adults	658	6,759	9.7%	15.4%	16.0%	16.7%
% of FP17s for the same patient ID Re-attending between 3 & 9 months - Children	2,314	3,652	63.4%	51.1%	58.8%	57.6%
% of FP17s for the same patient ID Re-attending between 3 & 9 months - Adults	3,933	6,759	58.2%	46.4%	51.2%	50.1%
% of FP17s for Band 1 Urgent Courses	369	9,088	4.1%	8.1%	8.0%	9.1%
% of FP17s Relating to Free Repair or Replacements	62	9,088	0.7%	0.7%	0.8%	0.8%
% of FP17s Relating to Continuations	26	9,088	0.3%	0.9%	1.2%	1.2%
% of Patients satisfied with the dentistry they have received	10	10	100.0%	92.1%	92.7%	92.8%
% of Patients satisfied with the time they had to wait for an appointment	9	10	90.0%	90.3%	89.1%	88.7%

\* This is based on patients treated on this contract for their most recent course of treatment. Figures in italics indicate the base number of FP17s or Patient Questionnaire responses are less than 100. N/A is shown where the base number of responses is less than 10 during the period. % is calculated as Quantity/Base number\*100

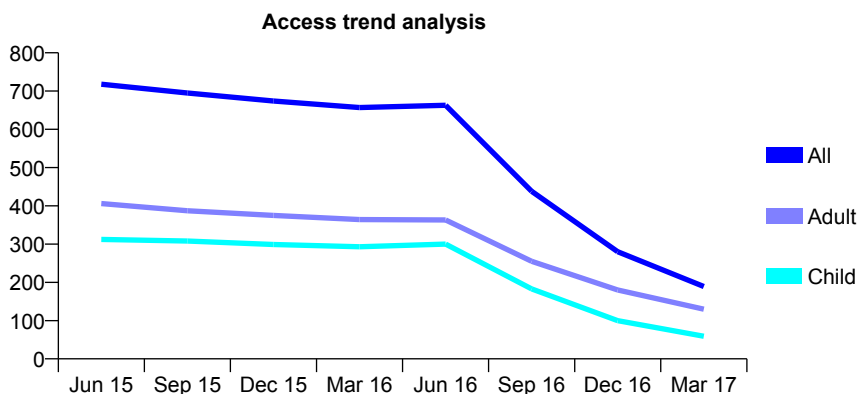
## Q54 - Vital Signs At a Glance Contract Report for 774707/0001 - Year end March 2017

Name or company name	Stuart Benson & Shoaib Hussein Merali
Contract type name	GDS Contract
Purpose of contract	General
Contract start date	01/04/2006
Contract end date	30/06/2016

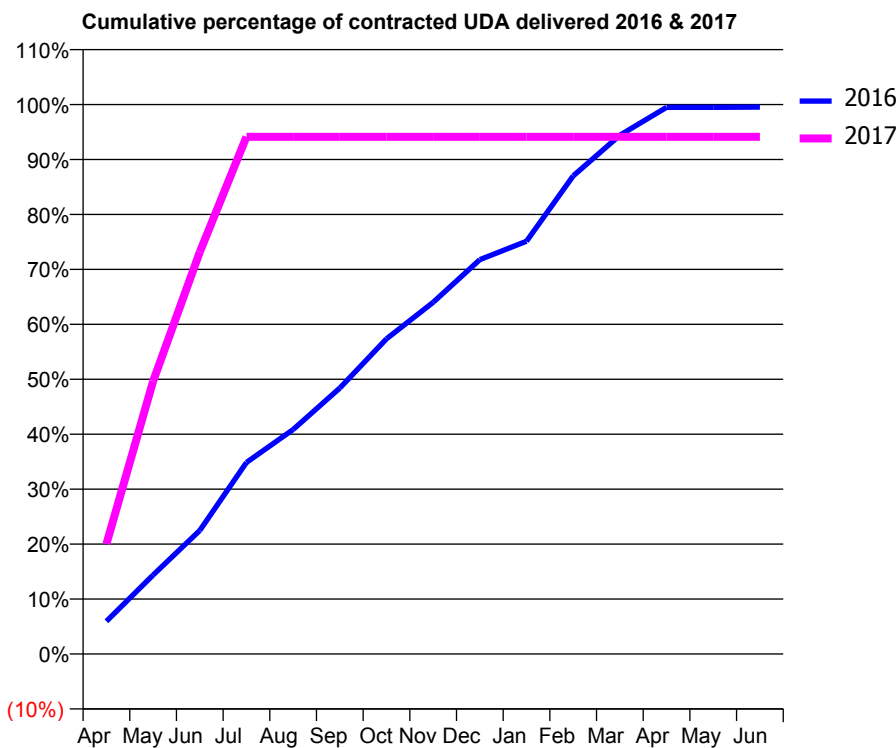
16/17 Contracted general activity (UDA)	581
Carry forward general activity (UDA)	0
16/17 Contracted orthodontic activity (UOA)	0
Carry forward orthodontic activity (UOA)	0
Baseline contract value	£13,359.48

### ACCESS\*

Patients seen in 24 months	Total	Change since previous quarter
Quarter ending March 2016	657	
Quarter ending June 2016	663	→
Quarter ending September 2016	438	↓
Quarter ending December 2016	280	↓
Quarter ending March 2017	189	↓
<b>Variance since March 2016</b>	<b>(71.2%)</b>	<b>↓</b>



### ACTIVITY



Month	Adjusted Scheduled Activity (UDA)	
	2016	2017
April	138	116
May	334	288
June	522	425
July	810	547
August	949	547
September	1,124	547
October	1,332	547
November	1,487	547
December	1,667	547
January	1,745	547
February	2,021	547
March	2,193	547
April	2,311	547
May	2,311	547
June	2,312	547

### QUALITY

	Quantity	Base Number	Contract	AT	Region	England
% of FP17s for the same patient ID Re-attending within 3 months - Children	5	140	3.6%	10.0%	12.0%	12.3%
% of FP17s for the same patient ID Re-attending within 3 months - Adults	26	164	15.9%	15.4%	16.0%	16.7%
% of FP17s for the same patient ID Re-attending between 3 & 9 months - Children	81	140	57.9%	51.1%	58.8%	57.6%
% of FP17s for the same patient ID Re-attending between 3 & 9 months - Adults	84	164	51.2%	46.4%	51.2%	50.1%
% of FP17s for Band 1 Urgent Courses	14	258	5.4%	8.1%	8.0%	9.1%
% of FP17s Relating to Free Repair or Replacements	0	258	0.0%	0.7%	0.8%	0.8%
% of FP17s Relating to Continuations	1	258	0.4%	0.9%	1.2%	1.2%
% of Patients satisfied with the dentistry they have received	0	0	N/A	92.1%	92.7%	92.8%
% of Patients satisfied with the time they had to wait for an appointment	0	0	N/A	90.3%	89.1%	88.7%

\* This is based on patients treated on this contract for their most recent course of treatment. Figures in italics indicate the base number of FP17s or Patient Questionnaire responses are less than 100. N/A is shown where the base number of responses is less than 10 during the period. % is calculated as Quantity/Base number\*100



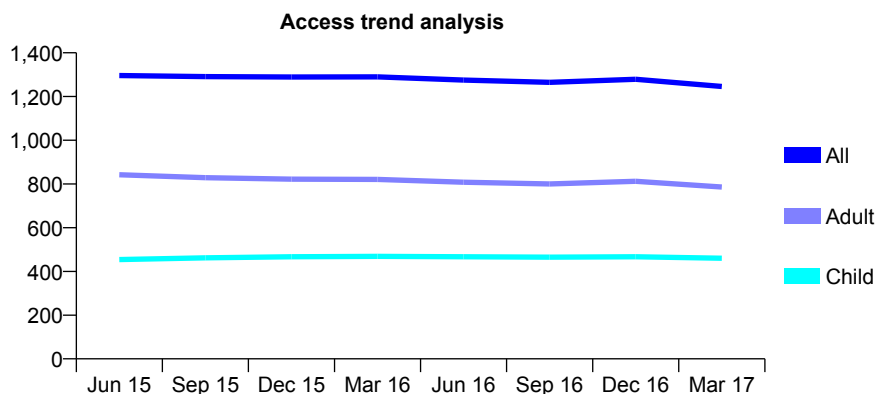
## Q54 - Vital Signs At a Glance Contract Report for 776432/0001 - Year end March 2017

Name or company name	MRS AN ARSHAD
Contract type name	GDS Contract
Purpose of contract	General
Contract start date	01/04/2006
Contract end date	

16/17 Contracted general activity (UDA)	3,806
Carry forward general activity (UDA)	-51
16/17 Contracted orthodontic activity (UOA)	0
Carry forward orthodontic activity (UOA)	0
Baseline contract value	£93,598.93

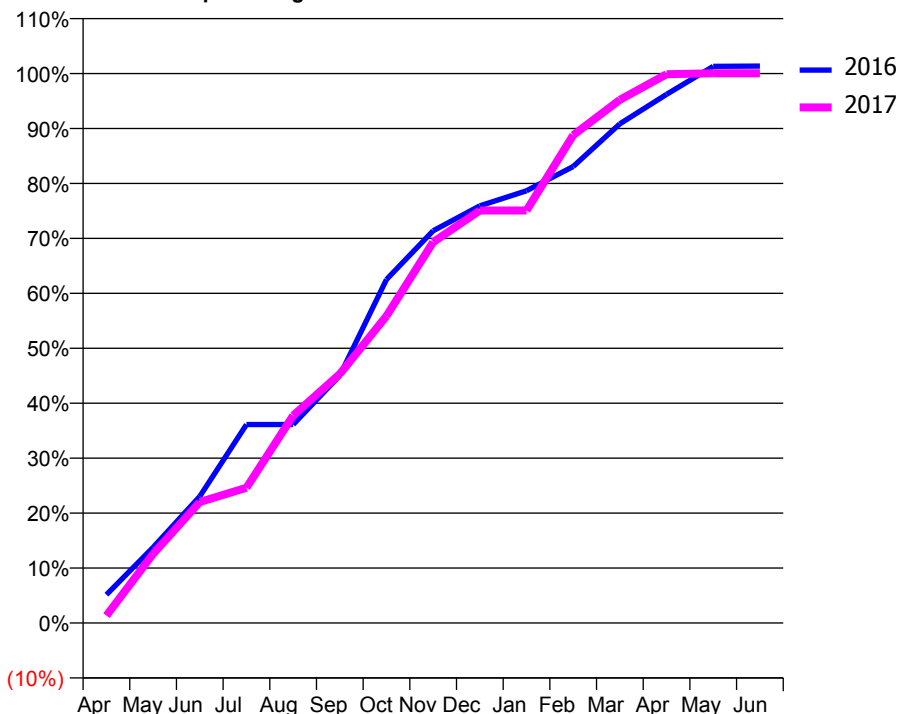
### ACCESS\*

Patients seen in 24 months	Total	Change since previous quarter
Quarter ending March 2016	1,290	
Quarter ending June 2016	1,275	↓
Quarter ending September 2016	1,265	→
Quarter ending December 2016	1,279	→
Quarter ending March 2017	1,246	↓
<b>Variance since March 2016</b>	<b>(3.4%)</b>	<b>↓</b>



### ACTIVITY

Cumulative percentage of contracted UDA delivered 2016 & 2017



Adjusted Scheduled Activity (UDA)

Month	2016	2017
April	196	51
May	524	479
June	877	838
July	1,375	937
August	1,375	1,436
September	1,715	1,725
October	2,380	2,127
November	2,717	2,638
December	2,890	2,857
January	2,994	2,857
February	3,162	3,379
March	3,457	3,623
April	3,662	3,801
May	3,856	3,807
June	3,857	3,807

### QUALITY

	Quantity	Base Number	Contract	AT	Region	England
% of FP17s for the same patient ID Re-attending within 3 months - Children	37	699	5.3%	10.0%	12.0%	12.3%
% of FP17s for the same patient ID Re-attending within 3 months - Adults	116	1,090	10.6%	15.4%	16.0%	16.7%
% of FP17s for the same patient ID Re-attending between 3 & 9 months - Children	385	699	55.1%	51.1%	58.8%	57.6%
% of FP17s for the same patient ID Re-attending between 3 & 9 months - Adults	601	1,090	55.1%	46.4%	51.2%	50.1%
% of FP17s for Band 1 Urgent Courses	91	1,673	5.4%	8.1%	8.0%	9.1%
% of FP17s Relating to Free Repair or Replacements	0	1,673	0.0%	0.7%	0.8%	0.8%
% of FP17s Relating to Continuations	34	1,673	2.0%	0.9%	1.2%	1.2%
% of Patients satisfied with the dentistry they have received	1	1	N/A	92.1%	92.7%	92.8%
% of Patients satisfied with the time they had to wait for an appointment	1	1	N/A	90.3%	89.1%	88.7%

\* This is based on patients treated on this contract for their most recent course of treatment. Figures in italics indicate the base number of FP17s or Patient Questionnaire responses are less than 100. N/A is shown where the base number of responses is less than 10 during the period. % is calculated as Quantity/Base number\*100

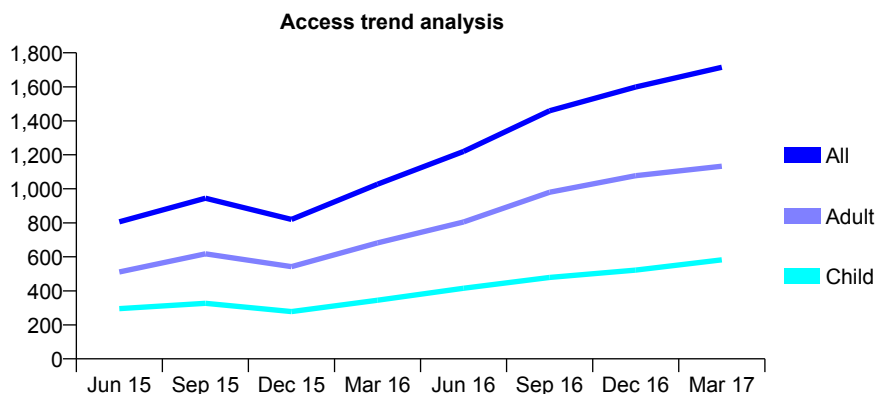
## Q54 - Vital Signs At a Glance Contract Report for 786837/0003 - Year end March 2017

Name or company name	MR WS TAM
Contract type name	GDS Contract
Purpose of contract	General
Contract start date	01/10/2014
Contract end date	

16/17 Contracted general activity (UDA)	6,500
Carry forward general activity (UDA)	127
16/17 Contracted orthodontic activity (UOA)	0
Carry forward orthodontic activity (UOA)	0
Baseline contract value	£164,735.26

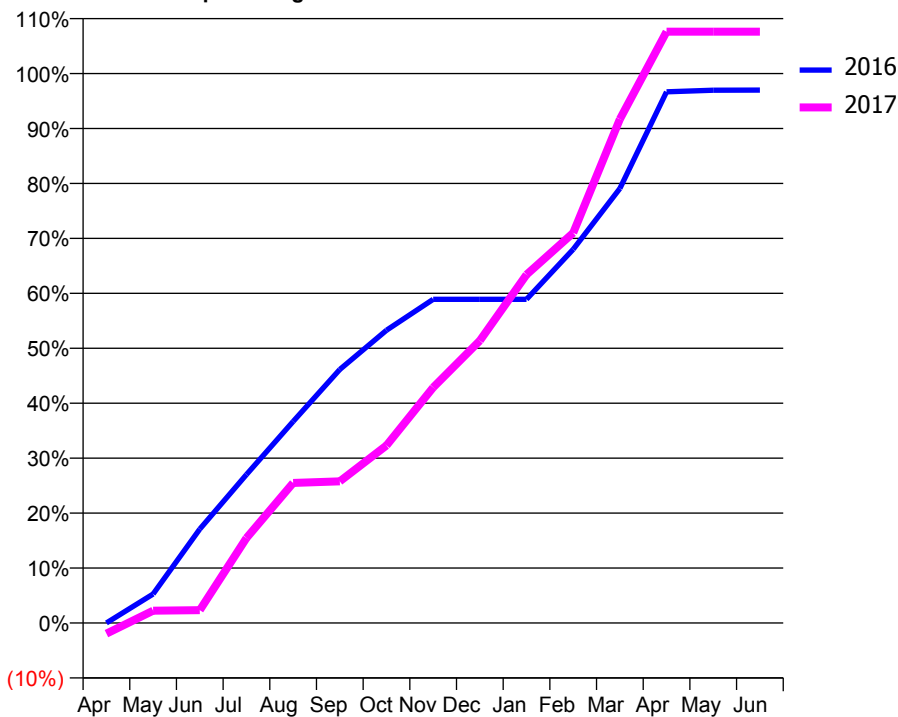
### ACCESS\*

Patients seen in 24 months	Total	Change since previous quarter
Quarter ending March 2016	1,027	
Quarter ending June 2016	1,220	↑
Quarter ending September 2016	1,459	↑
Quarter ending December 2016	1,599	↑
Quarter ending March 2017	1,715	↑
<b>Variance since March 2016</b>	<b>67.0%</b>	<b>↑</b>



### ACTIVITY

Cumulative percentage of contracted UDA delivered 2016 & 2017



Adjusted Scheduled Activity (UDA)

Month	2016	2017
April	0	-127
May	222	147
June	718	153
July	1,136	1,005
August	1,542	1,656
September	1,941	1,676
October	2,240	2,101
November	2,477	2,786
December	2,477	3,340
January	2,477	4,122
February	2,860	4,615
March	3,325	5,960
April	4,065	6,994
May	4,077	6,994
June	4,078	6,994

### QUALITY

	Quantity	Base Number	Contract	AT	Region	England
% of FP17s for the same patient ID Re-attending within 3 months - Children	52	831	6.3%	10.0%	12.0%	12.3%
% of FP17s for the same patient ID Re-attending within 3 months - Adults	356	1,699	21.0%	15.4%	16.0%	16.7%
% of FP17s for the same patient ID Re-attending between 3 & 9 months - Children	308	831	37.1%	51.1%	58.8%	57.6%
% of FP17s for the same patient ID Re-attending between 3 & 9 months - Adults	487	1,699	28.7%	46.4%	51.2%	50.1%
% of FP17s for Band 1 Urgent Courses	421	2,493	16.9%	8.1%	8.0%	9.1%
% of FP17s Relating to Free Repair or Replacements	47	2,493	1.9%	0.7%	0.8%	0.8%
% of FP17s Relating to Continuations	16	2,493	0.6%	0.9%	1.2%	1.2%
% of Patients satisfied with the dentistry they have received	2	2	N/A	92.1%	92.7%	92.8%
% of Patients satisfied with the time they had to wait for an appointment	2	2	N/A	90.3%	89.1%	88.7%

\* This is based on patients treated on this contract for their most recent course of treatment. Figures in italics indicate the base number of FP17s or Patient Questionnaire responses are less than 100. N/A is shown where the base number of responses is less than 10 during the period. % is calculated as Quantity/Base number\*100

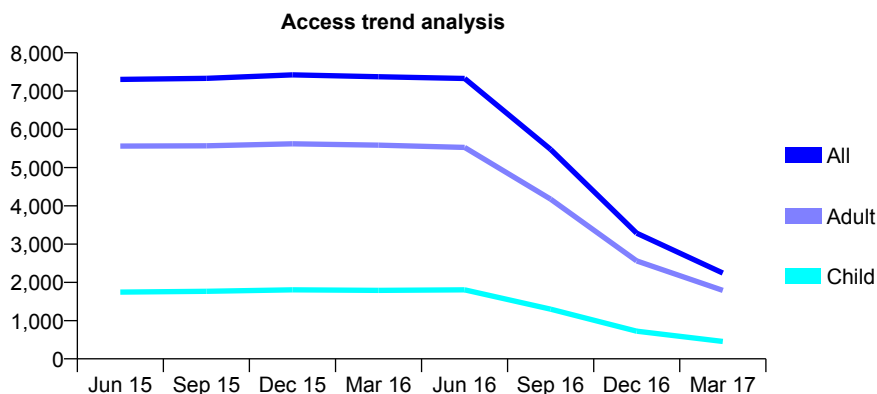
## Q54 - Vital Signs At a Glance Contract Report for 794945/0001 - Year end March 2017

Name or company name	MR GREGORY & MRS DEBORAH MORSE
Contract type name	GDS Contract
Purpose of contract	General
Contract start date	01/04/2006
Contract end date	30/06/2016

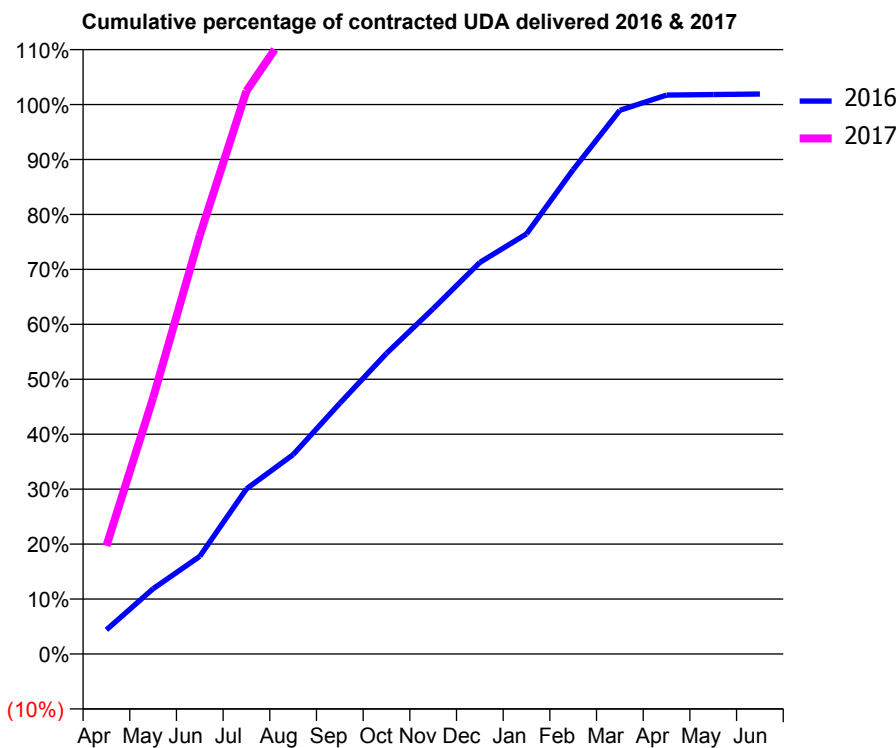
16/17 Contracted general activity (UDA)	5,791
Carry forward general activity (UDA)	0
16/17 Contracted orthodontic activity (UOA)	0
Carry forward orthodontic activity (UOA)	0
Baseline contract value	£156,884.42

### ACCESS\*

Patients seen in 24 months	Total	Change since previous quarter
Quarter ending March 2016	7,375	
Quarter ending June 2016	7,330	→
Quarter ending September 2016	5,473	↓
Quarter ending December 2016	3,284	↓
Quarter ending March 2017	2,243	↓
<b>Variance since March 2016</b>	<b>(69.6%)</b>	↓



### ACTIVITY



Month	Adjusted Scheduled Activity (UDA)	
	2016	2017
April	1,020	1,141
May	2,750	2,700
June	4,117	4,412
July	6,960	5,934
August	8,409	6,655
September	10,573	7,042
October	12,675	7,287
November	14,554	7,372
December	16,509	7,394
January	17,707	7,395
February	20,420	7,410
March	22,918	7,395
April	23,563	7,395
May	23,582	7,395
June	23,606	7,395

### QUALITY

	Quantity	Base Number	Contract	AT	Region	England
% of FP17s for the same patient ID Re-attending within 3 months - Children	44	725	6.1%	10.0%	12.0%	12.3%
% of FP17s for the same patient ID Re-attending within 3 months - Adults	360	2,516	14.3%	15.4%	16.0%	16.7%
% of FP17s for the same patient ID Re-attending between 3 & 9 months - Children	426	725	58.8%	51.1%	58.8%	57.6%
% of FP17s for the same patient ID Re-attending between 3 & 9 months - Adults	1,448	2,516	57.6%	46.4%	51.2%	50.1%
% of FP17s for Band 1 Urgent Courses	98	2,926	3.3%	8.1%	8.0%	9.1%
% of FP17s Relating to Free Repair or Replacements	24	2,926	0.8%	0.7%	0.8%	0.8%
% of FP17s Relating to Continuations	74	2,926	2.5%	0.9%	1.2%	1.2%
% of Patients satisfied with the dentistry they have received	7	7	N/A	92.1%	92.7%	92.8%
% of Patients satisfied with the time they had to wait for an appointment	7	7	N/A	90.3%	89.1%	88.7%

\* This is based on patients treated on this contract for their most recent course of treatment. Figures in italics indicate the base number of FP17s or Patient Questionnaire responses are less than 100. N/A is shown where the base number of responses is less than 10 during the period. % is calculated as Quantity/Base number\*100

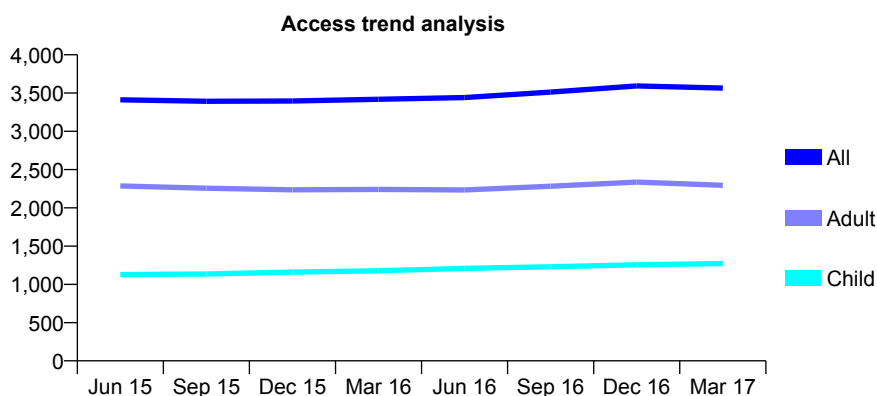
## Q54 - Vital Signs At a Glance Contract Report for 804274/0001 - Year end March 2017

Name or company name	MR MC REECE
Contract type name	GDS Contract
Purpose of contract	General
Contract start date	01/04/2006
Contract end date	

16/17 Contracted general activity (UDA)	8,745
Carry forward general activity (UDA)	-129
16/17 Contracted orthodontic activity (UOA)	0
Carry forward orthodontic activity (UOA)	0
Baseline contract value	£188,476.38

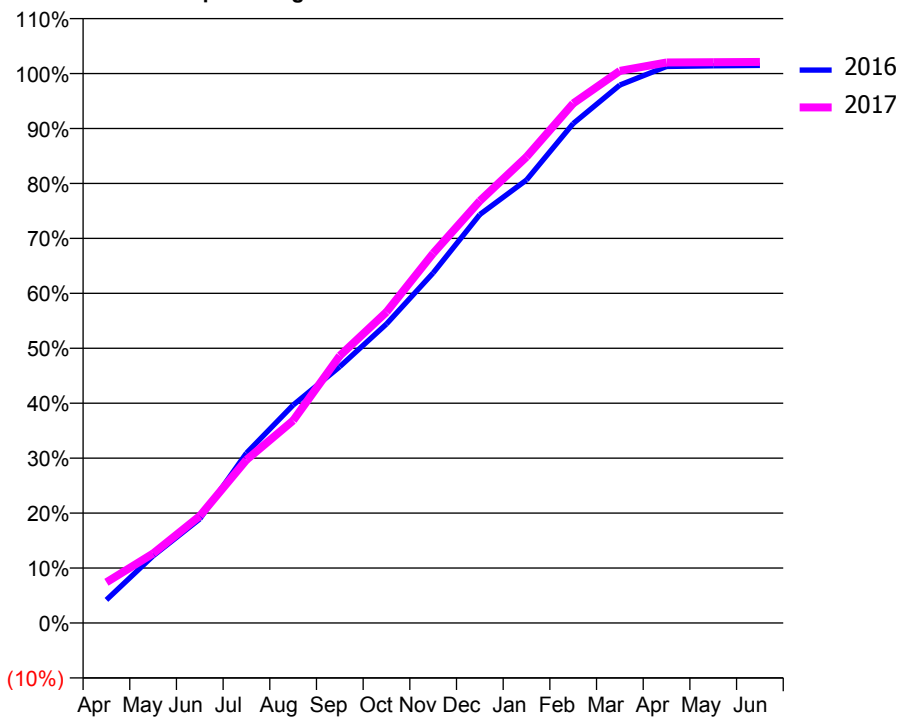
### ACCESS\*

Patients seen in 24 months	Total	Change since previous quarter
Quarter ending March 2016	3,418	
Quarter ending June 2016	3,441	→
Quarter ending September 2016	3,513	↑
Quarter ending December 2016	3,593	↑
Quarter ending March 2017	3,566	→
<b>Variance since March 2016</b>	<b>4.3%</b>	<b>↑</b>



### ACTIVITY

Cumulative percentage of contracted UDA delivered 2016 & 2017



Month	Adjusted Scheduled Activity (UDA)	
	2016	2017
April	368	649
May	1,069	1,106
June	1,656	1,703
July	2,705	2,595
August	3,469	3,222
September	4,079	4,254
October	4,759	4,949
November	5,571	5,884
December	6,502	6,717
January	7,050	7,418
February	7,948	8,269
March	8,561	8,787
April	8,857	8,920
May	8,867	8,925
June	8,874	8,928

### QUALITY

	Quantity	Base Number	Contract	AT	Region	England
% of FP17s for the same patient ID Re-attending within 3 months - Children	110	1,907	5.8%	10.0%	12.0%	12.3%
% of FP17s for the same patient ID Re-attending within 3 months - Adults	421	3,297	12.8%	15.4%	16.0%	16.7%
% of FP17s for the same patient ID Re-attending between 3 & 9 months - Children	1,206	1,907	63.2%	51.1%	58.8%	57.6%
% of FP17s for the same patient ID Re-attending between 3 & 9 months - Adults	2,041	3,297	61.9%	46.4%	51.2%	50.1%
% of FP17s for Band 1 Urgent Courses	286	5,087	5.6%	8.1%	8.0%	9.1%
% of FP17s Relating to Free Repair or Replacements	63	5,087	1.2%	0.7%	0.8%	0.8%
% of FP17s Relating to Continuations	21	5,087	0.4%	0.9%	1.2%	1.2%
% of Patients satisfied with the dentistry they have received	5	5	N/A	92.1%	92.7%	92.8%
% of Patients satisfied with the time they had to wait for an appointment	5	5	N/A	90.3%	89.1%	88.7%

\* This is based on patients treated on this contract for their most recent course of treatment. Figures in italics indicate the base number of FP17s or Patient Questionnaire responses are less than 100. N/A is shown where the base number of responses is less than 10 during the period. % is calculated as Quantity/Base number\*100

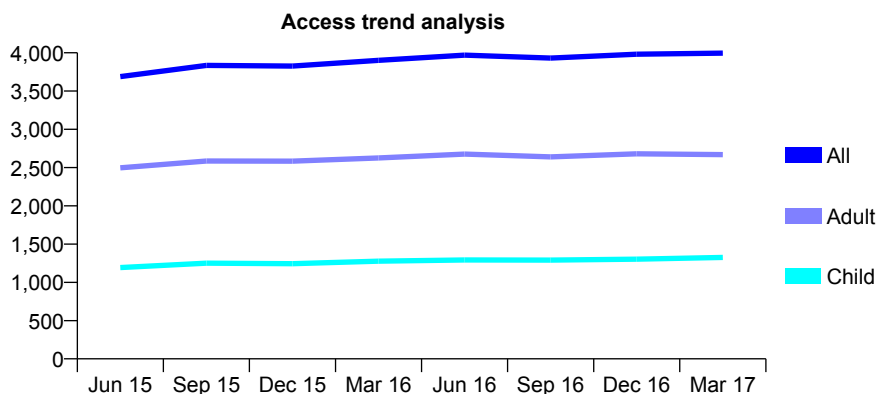
## Q54 - Vital Signs At a Glance Contract Report for 804886/0001 - Year end March 2017

Name or company name	Heathfield Dental Surgery
Contract type name	GDS Contract
Purpose of contract	General
Contract start date	01/04/2006
Contract end date	

16/17 Contracted general activity (UDA)	11,696
Carry forward general activity (UDA)	328
16/17 Contracted orthodontic activity (UOA)	0
Carry forward orthodontic activity (UOA)	0
Baseline contract value	£317,902.33

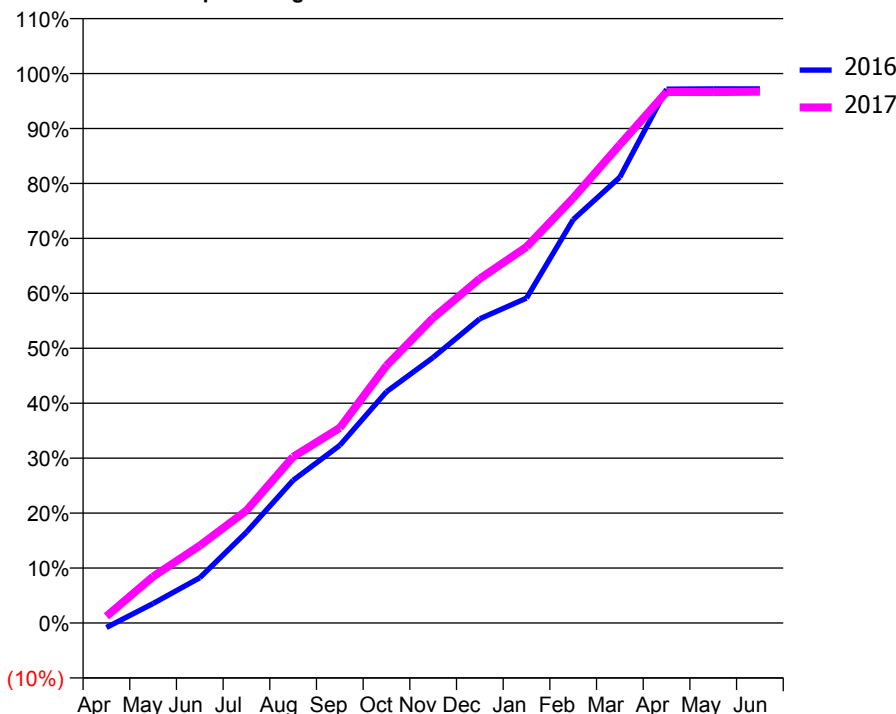
### ACCESS\*

Patients seen in 24 months	Total	Change since previous quarter
Quarter ending March 2016	3,901	
Quarter ending June 2016	3,970	→
Quarter ending September 2016	3,931	→
Quarter ending December 2016	3,982	→
Quarter ending March 2017	3,995	→
<b>Variance since March 2016</b>	<b>2.4%</b>	<b>↑</b>



### ACTIVITY

Cumulative percentage of contracted UDA delivered 2016 & 2017



Adjusted Scheduled Activity (UDA)

Month	2016	2017
April	-99	143
May	417	990
June	964	1,647
July	1,934	2,394
August	3,038	3,538
September	3,782	4,154
October	4,922	5,481
November	5,653	6,495
December	6,475	7,328
January	6,914	8,005
February	8,586	9,046
March	9,490	10,183
April	11,364	11,302
May	11,368	11,300
June	11,368	11,309

### QUALITY

	Quantity	Base Number	Contract	AT	Region	England
% of FP17s for the same patient ID Re-attending within 3 months - Children	97	1,435	6.8%	10.0%	12.0%	12.3%
% of FP17s for the same patient ID Re-attending within 3 months - Adults	620	3,142	19.7%	15.4%	16.0%	16.7%
% of FP17s for the same patient ID Re-attending between 3 & 9 months - Children	475	1,435	33.1%	51.1%	58.8%	57.6%
% of FP17s for the same patient ID Re-attending between 3 & 9 months - Adults	1,074	3,142	34.2%	46.4%	51.2%	50.1%
% of FP17s for Band 1 Urgent Courses	395	3,714	10.6%	8.1%	8.0%	9.1%
% of FP17s Relating to Free Repair or Replacements	15	3,714	0.4%	0.7%	0.8%	0.8%
% of FP17s Relating to Continuations	100	3,714	2.7%	0.9%	1.2%	1.2%
% of Patients satisfied with the dentistry they have received	2	3	N/A	92.1%	92.7%	92.8%
% of Patients satisfied with the time they had to wait for an appointment	3	3	N/A	90.3%	89.1%	88.7%

\* This is based on patients treated on this contract for their most recent course of treatment. Figures in italics indicate the base number of FP17s or Patient Questionnaire responses are less than 100. N/A is shown where the base number of responses is less than 10 during the period. % is calculated as Quantity/Base number\*100

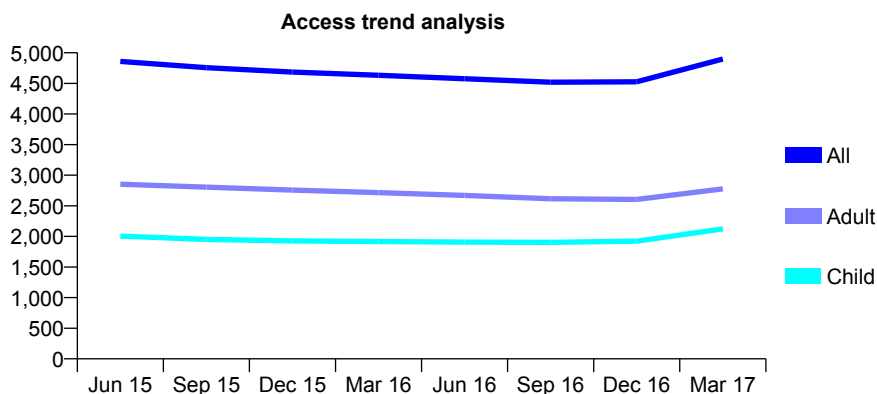
## Q54 - Vital Signs At a Glance Contract Report for 804886/0002 - Year end March 2017

Name or company name	Neachells Dental Clinic
Contract type name	GDS Contract
Purpose of contract	General
Contract start date	01/04/2006
Contract end date	

16/17 Contracted general activity (UDA)	18,497
Carry forward general activity (UDA)	-16
16/17 Contracted orthodontic activity (UOA)	0
Carry forward orthodontic activity (UOA)	0
Baseline contract value	£472,472.01

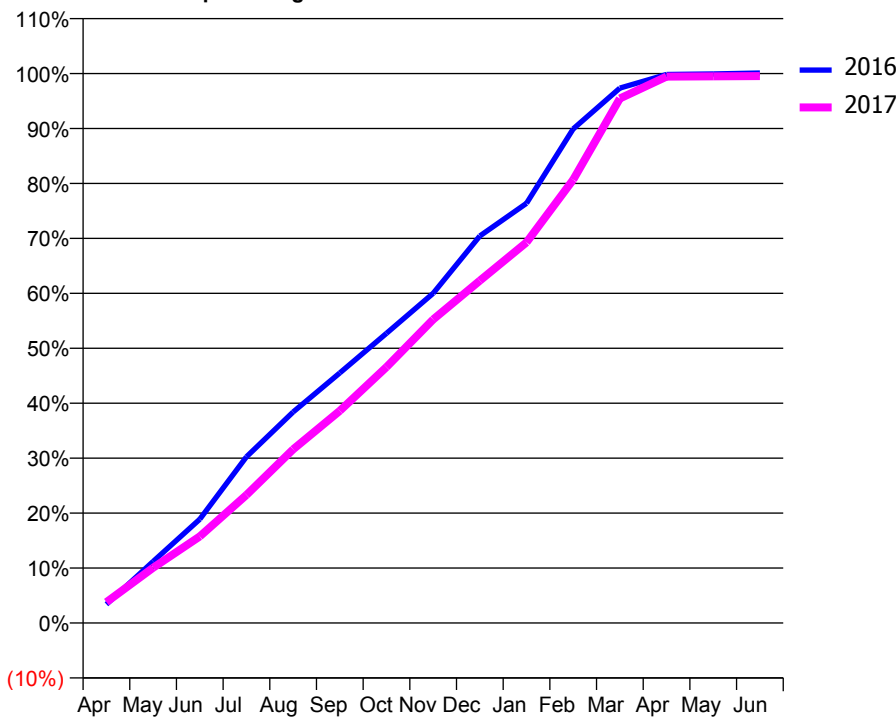
### ACCESS\*

Patients seen in 24 months	Total	Change since previous quarter
Quarter ending March 2016	4,633	
Quarter ending June 2016	4,576	↓
Quarter ending September 2016	4,519	↓
Quarter ending December 2016	4,526	→
Quarter ending March 2017	4,899	↑
<b>Variance since March 2016</b>	<b>5.7%</b>	<b>↑</b>



### ACTIVITY

Cumulative percentage of contracted UDA delivered 2016 & 2017



Adjusted Scheduled Activity (UDA)

Month	2016	2017
April	631	703
May	2,070	1,859
June	3,493	2,914
July	5,593	4,311
August	7,101	5,848
September	8,417	7,145
October	9,752	8,618
November	11,098	10,220
December	13,030	11,523
January	14,128	12,812
February	16,635	14,920
March	18,004	17,657
April	18,463	18,392
May	18,480	18,400
June	18,513	18,412

### QUALITY

	Quantity	Base Number	Contract	AT	Region	England
% of FP17s for the same patient ID Re-attending within 3 months - Children	193	2,726	7.1%	10.0%	12.0%	12.3%
% of FP17s for the same patient ID Re-attending within 3 months - Adults	579	3,381	17.1%	15.4%	16.0%	16.7%
% of FP17s for the same patient ID Re-attending between 3 & 9 months - Children	1,289	2,726	47.3%	51.1%	58.8%	57.6%
% of FP17s for the same patient ID Re-attending between 3 & 9 months - Adults	1,392	3,381	41.2%	46.4%	51.2%	50.1%
% of FP17s for Band 1 Urgent Courses	681	6,169	11.0%	8.1%	8.0%	9.1%
% of FP17s Relating to Free Repair or Replacements	15	6,169	0.2%	0.7%	0.8%	0.8%
% of FP17s Relating to Continuations	73	6,169	1.2%	0.9%	1.2%	1.2%
% of Patients satisfied with the dentistry they have received	1	1	N/A	92.1%	92.7%	92.8%
% of Patients satisfied with the time they had to wait for an appointment	1	1	N/A	90.3%	89.1%	88.7%

\* This is based on patients treated on this contract for their most recent course of treatment. Figures in italics indicate the base number of FP17s or Patient Questionnaire responses are less than 100. N/A is shown where the base number of responses is less than 10 during the period. % is calculated as Quantity/Base number\*100

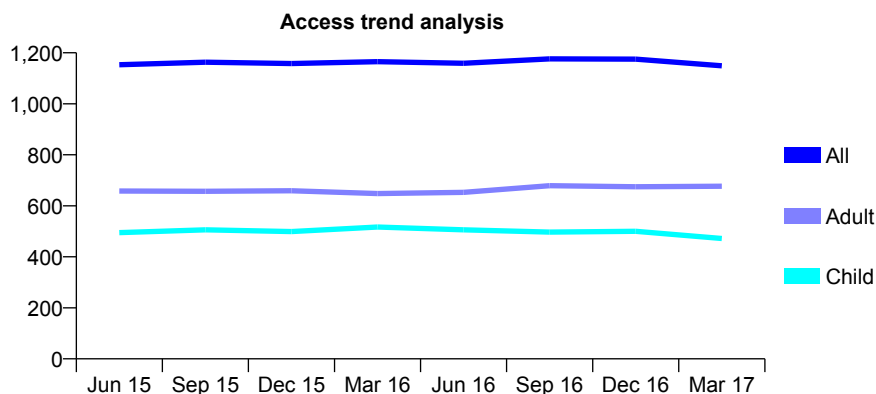
## Q54 - Vital Signs At a Glance Contract Report for 812714/0001 - Year end March 2017

Name or company name	MR A KOTADIA
Contract type name	GDS Contract
Purpose of contract	General
Contract start date	01/04/2006
Contract end date	

16/17 Contracted general activity (UDA)	2,151
Carry forward general activity (UDA)	0
16/17 Contracted orthodontic activity (UOA)	0
Carry forward orthodontic activity (UOA)	0
Baseline contract value	£60,076.89

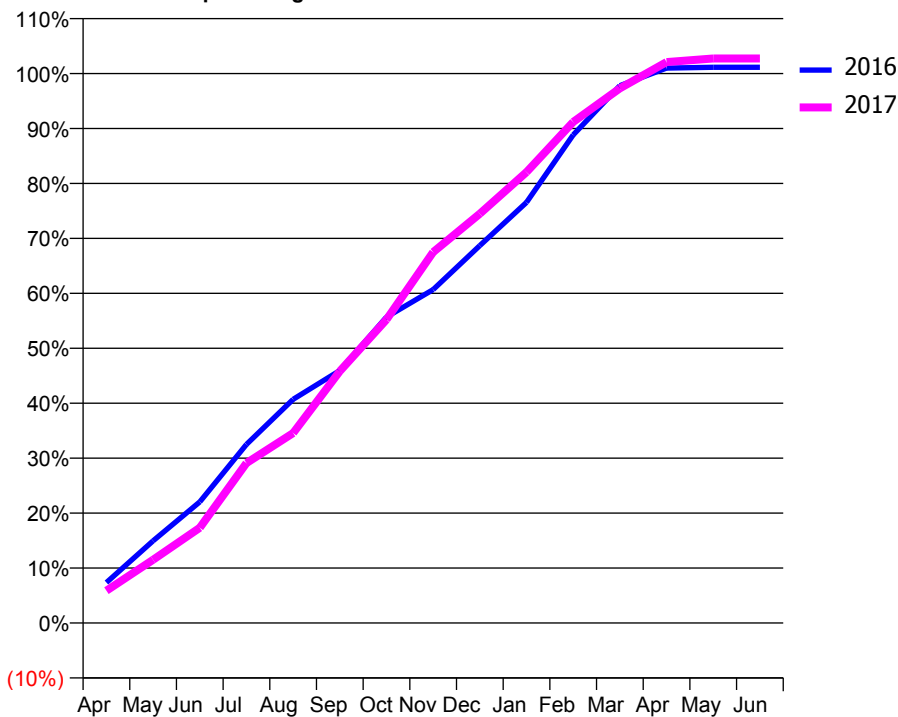
### ACCESS\*

Patients seen in 24 months	Total	Change since previous quarter
Quarter ending March 2016	1,165	
Quarter ending June 2016	1,159	→
Quarter ending September 2016	1,176	→
Quarter ending December 2016	1,175	→
Quarter ending March 2017	1,149	↓
<b>Variance since March 2016</b>	<b>(1.4%)</b>	<b>↓</b>



### ACTIVITY

Cumulative percentage of contracted UDA delivered 2016 & 2017



Adjusted Scheduled Activity (UDA)

Month	2016	2017
April	158	126
May	322	248
June	474	373
July	699	626
August	875	744
September	988	986
October	1,198	1,188
November	1,305	1,452
December	1,478	1,602
January	1,647	1,765
February	1,911	1,961
March	2,103	2,093
April	2,172	2,196
May	2,175	2,210
June	2,175	2,210

### QUALITY

	Quantity	Base Number	Contract	AT	Region	England
% of FP17s for the same patient ID Re-attending within 3 months - Children	26	578	4.5%	10.0%	12.0%	12.3%
% of FP17s for the same patient ID Re-attending within 3 months - Adults	47	682	6.9%	15.4%	16.0%	16.7%
% of FP17s for the same patient ID Re-attending between 3 & 9 months - Children	130	578	22.5%	51.1%	58.8%	57.6%
% of FP17s for the same patient ID Re-attending between 3 & 9 months - Adults	242	682	35.5%	46.4%	51.2%	50.1%
% of FP17s for Band 1 Urgent Courses	58	1,298	4.5%	8.1%	8.0%	9.1%
% of FP17s Relating to Free Repair or Replacements	0	1,298	0.0%	0.7%	0.8%	0.8%
% of FP17s Relating to Continuations	3	1,298	0.2%	0.9%	1.2%	1.2%
% of Patients satisfied with the dentistry they have received	0	0	N/A	92.1%	92.7%	92.8%
% of Patients satisfied with the time they had to wait for an appointment	0	0	N/A	90.3%	89.1%	88.7%

\* This is based on patients treated on this contract for their most recent course of treatment. Figures in italics indicate the base number of FP17s or Patient Questionnaire responses are less than 100. N/A is shown where the base number of responses is less than 10 during the period. % is calculated as Quantity/Base number\*100



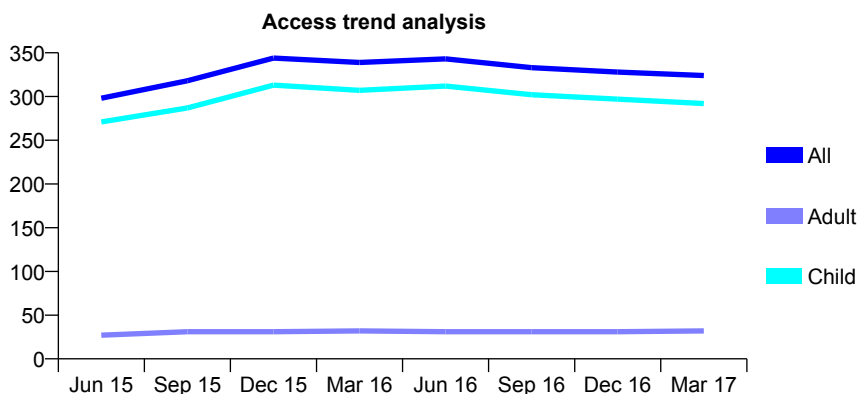
## Q54 - Vital Signs At a Glance Contract Report for 813567/0001 - Year end March 2017

Name or company name	MR MP SKALKA
Contract type name	GDS Contract
Purpose of contract	General
Contract start date	01/04/2006
Contract end date	

16/17 Contracted general activity (UDA)	665
Carry forward general activity (UDA)	-13
16/17 Contracted orthodontic activity (UOA)	0
Carry forward orthodontic activity (UOA)	0
Baseline contract value	£18,444.90

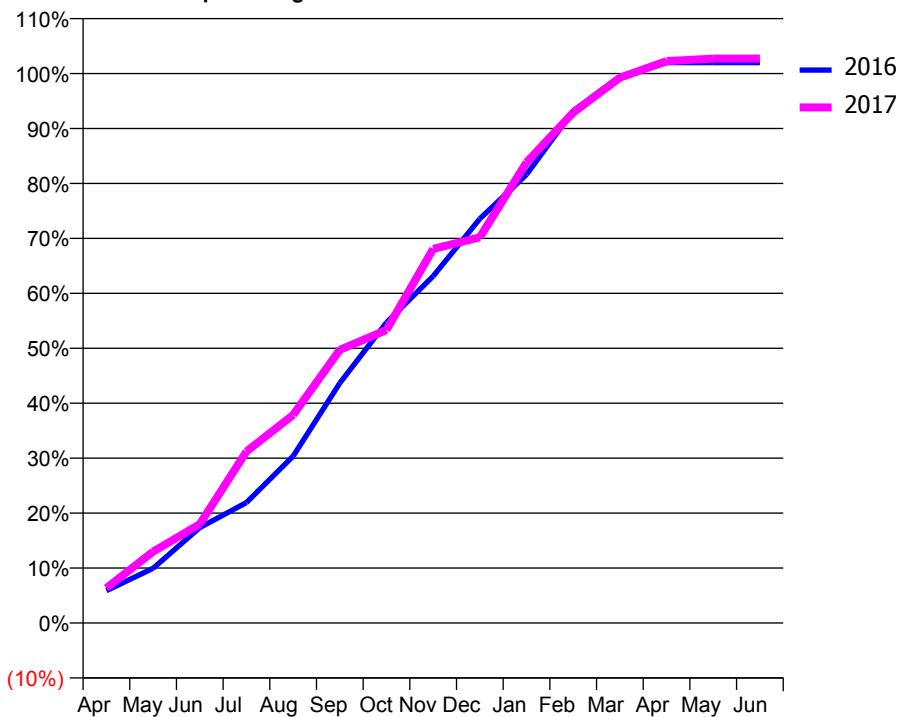
### ACCESS\*

Patients seen in 24 months	Total	Change since previous quarter
Quarter ending March 2016	339	
Quarter ending June 2016	343	→
Quarter ending September 2016	333	↓
Quarter ending December 2016	328	↓
Quarter ending March 2017	324	↓
<b>Variance since March 2016</b>	<b>(4.4%)</b>	<b>↓</b>



### ACTIVITY

Cumulative percentage of contracted UDA delivered 2016 & 2017



Adjusted Scheduled Activity (UDA)

Month	2016	2017
April	39	42
May	66	86
June	115	120
July	146	208
August	202	252
September	290	331
October	364	355
November	420	453
December	489	467
January	543	557
February	620	618
March	661	660
April	678	680
May	678	683
June	678	683

### QUALITY

	Quantity	Base Number	Contract	AT	Region	England
% of FP17s for the same patient ID Re-attending within 3 months - Children	27	462	5.8%	10.0%	12.0%	12.3%
% of FP17s for the same patient ID Re-attending within 3 months - Adults	0	0	N/A	15.4%	16.0%	16.7%
% of FP17s for the same patient ID Re-attending between 3 & 9 months - Children	280	462	60.6%	51.1%	58.8%	57.6%
% of FP17s for the same patient ID Re-attending between 3 & 9 months - Adults	0	0	N/A	46.4%	51.2%	50.1%
% of FP17s for Band 1 Urgent Courses	15	462	3.2%	8.1%	8.0%	9.1%
% of FP17s Relating to Free Repair or Replacements	0	462	0.0%	0.7%	0.8%	0.8%
% of FP17s Relating to Continuations	0	462	0.0%	0.9%	1.2%	1.2%
% of Patients satisfied with the dentistry they have received	1	1	N/A	92.1%	92.7%	92.8%
% of Patients satisfied with the time they had to wait for an appointment	1	1	N/A	90.3%	89.1%	88.7%

\* This is based on patients treated on this contract for their most recent course of treatment. Figures in italics indicate the base number of FP17s or Patient Questionnaire responses are less than 100. N/A is shown where the base number of responses is less than 10 during the period. % is calculated as Quantity/Base number\*100

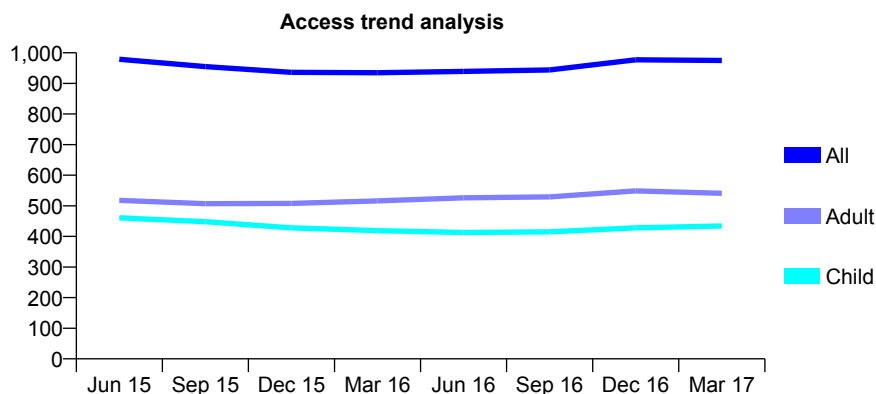
## Q54 - Vital Signs At a Glance Contract Report for 813575/0001 - Year end March 2017

Name or company name	MR AJ LUCKHURST
Contract type name	GDS Contract
Purpose of contract	General
Contract start date	01/04/2006
Contract end date	

16/17 Contracted general activity (UDA)	2,298
Carry forward general activity (UDA)	-4
16/17 Contracted orthodontic activity (UOA)	0
Carry forward orthodontic activity (UOA)	0
Baseline contract value	£53,755.37

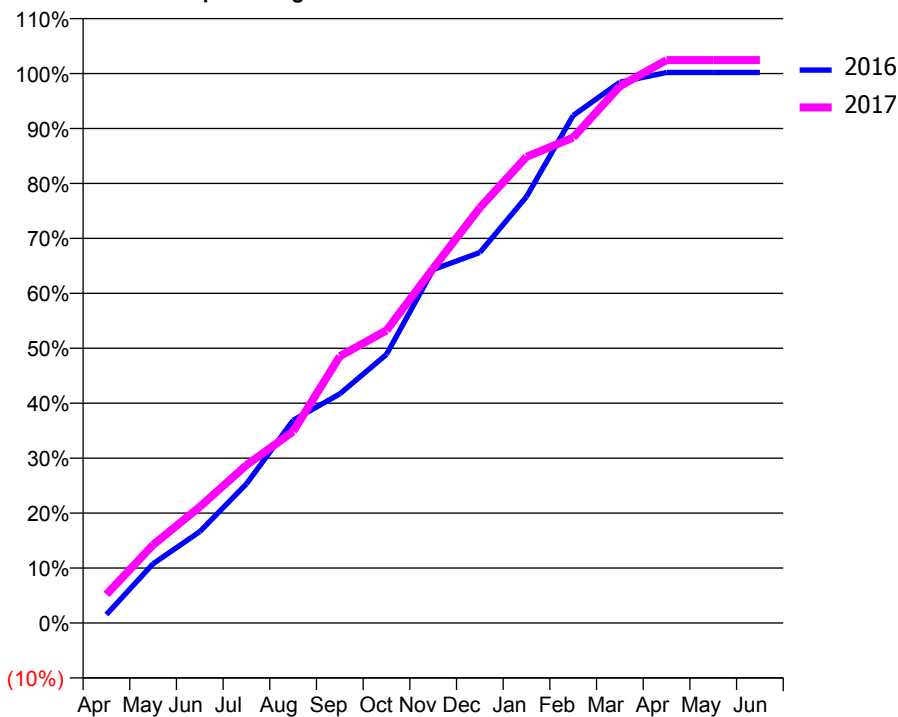
### ACCESS\*

Patients seen in 24 months	Total	Change since previous quarter
Quarter ending March 2016	935	
Quarter ending June 2016	939	→
Quarter ending September 2016	944	→
Quarter ending December 2016	977	↑
Quarter ending March 2017	975	→
<b>Variance since March 2016</b>	<b>4.3%</b>	<b>↑</b>



### ACTIVITY

Cumulative percentage of contracted UDA delivered 2016 & 2017



Adjusted Scheduled Activity (UDA)

Month	2016	2017
April	36	120
May	248	327
June	382	486
July	582	661
August	848	801
September	958	1,116
October	1,123	1,224
November	1,478	1,483
December	1,549	1,737
January	1,783	1,950
February	2,123	2,030
March	2,262	2,245
April	2,302	2,354
May	2,302	2,354
June	2,302	2,354

### QUALITY

	Quantity	Base Number	Contract	AT	Region	England
% of FP17s for the same patient ID Re-attending within 3 months - Children	33	647	5.1%	10.0%	12.0%	12.3%
% of FP17s for the same patient ID Re-attending within 3 months - Adults	100	660	15.2%	15.4%	16.0%	16.7%
% of FP17s for the same patient ID Re-attending between 3 & 9 months - Children	379	647	58.6%	51.1%	58.8%	57.6%
% of FP17s for the same patient ID Re-attending between 3 & 9 months - Adults	320	660	48.5%	46.4%	51.2%	50.1%
% of FP17s for Band 1 Urgent Courses	71	1,353	5.2%	8.1%	8.0%	9.1%
% of FP17s Relating to Free Repair or Replacements	5	1,353	0.4%	0.7%	0.8%	0.8%
% of FP17s Relating to Continuations	18	1,353	1.3%	0.9%	1.2%	1.2%
% of Patients satisfied with the dentistry they have received	3	3	N/A	92.1%	92.7%	92.8%
% of Patients satisfied with the time they had to wait for an appointment	3	3	N/A	90.3%	89.1%	88.7%

\* This is based on patients treated on this contract for their most recent course of treatment. Figures in italics indicate the base number of FP17s or Patient Questionnaire responses are less than 100. N/A is shown where the base number of responses is less than 10 during the period. % is calculated as Quantity/Base number\*100

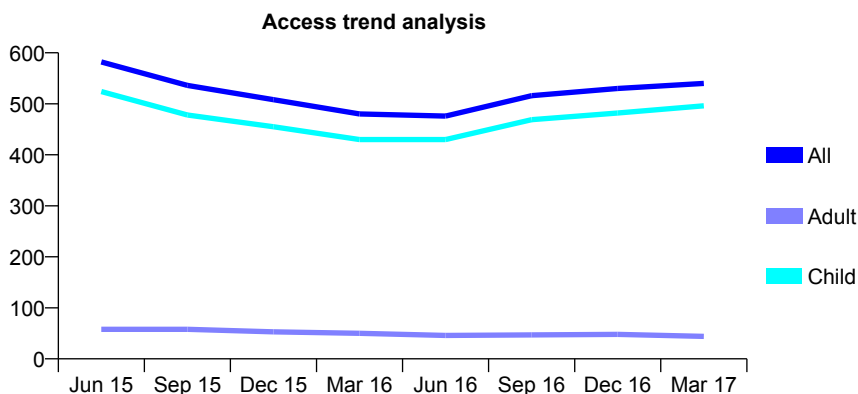
## Q54 - Vital Signs At a Glance Contract Report for 815365/0001 - Year end March 2017

Name or company name	MR JW NEWLAND
Contract type name	GDS Contract
Purpose of contract	General
Contract start date	01/04/2006
Contract end date	

16/17 Contracted general activity (UDA)	1,200
Carry forward general activity (UDA)	0
16/17 Contracted orthodontic activity (UOA)	0
Carry forward orthodontic activity (UOA)	0
Baseline contract value	£28,988.66

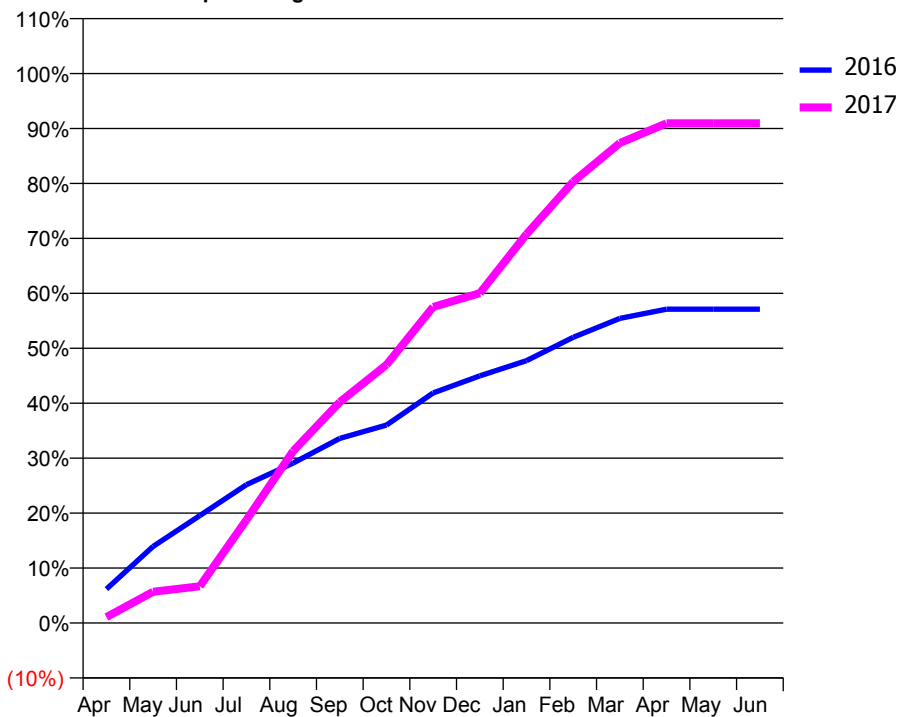
### ACCESS\*

Patients seen in 24 months	Total	Change since previous quarter
Quarter ending March 2016	480	
Quarter ending June 2016	476	→
Quarter ending September 2016	516	↑
Quarter ending December 2016	530	↑
Quarter ending March 2017	540	→
<b>Variance since March 2016</b>	<b>12.5%</b>	<b>↑</b>



### ACTIVITY

Cumulative percentage of contracted UDA delivered 2016 & 2017



Month	Adjusted Scheduled Activity (UDA)	
	2016	2017
April	74	13
May	167	68
June	235	80
July	302	225
August	349	376
September	403	483
October	432	564
November	502	690
December	540	720
January	573	849
February	624	964
March	665	1,048
April	685	1,091
May	685	1,091
June	685	1,091

### QUALITY

	Quantity	Base Number	Contract	AT	Region	England
% of FP17s for the same patient ID Re-attending within 3 months - Children	56	838	6.7%	10.0%	12.0%	12.3%
% of FP17s for the same patient ID Re-attending within 3 months - Adults	0	0	N/A	15.4%	16.0%	16.7%
% of FP17s for the same patient ID Re-attending between 3 & 9 months - Children	352	838	42.0%	51.1%	58.8%	57.6%
% of FP17s for the same patient ID Re-attending between 3 & 9 months - Adults	0	0	N/A	46.4%	51.2%	50.1%
% of FP17s for Band 1 Urgent Courses	31	744	4.2%	8.1%	8.0%	9.1%
% of FP17s Relating to Free Repair or Replacements	0	744	0.0%	0.7%	0.8%	0.8%
% of FP17s Relating to Continuations	0	744	0.0%	0.9%	1.2%	1.2%
% of Patients satisfied with the dentistry they have received	1	1	N/A	92.1%	92.7%	92.8%
% of Patients satisfied with the time they had to wait for an appointment	1	1	N/A	90.3%	89.1%	88.7%

\* This is based on patients treated on this contract for their most recent course of treatment. Figures in italics indicate the base number of FP17s or Patient Questionnaire responses are less than 100. N/A is shown where the base number of responses is less than 10 during the period. % is calculated as Quantity/Base number\*100

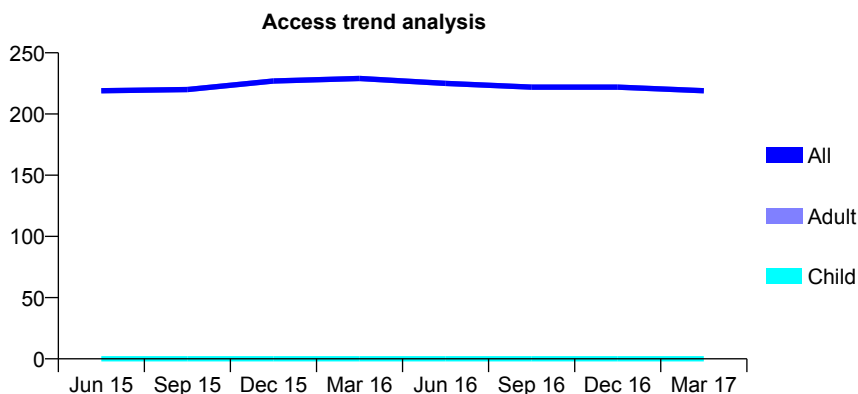
## Q54 - Vital Signs At a Glance Contract Report for 820822/0002 - Year end March 2017

Name or company name	MR GJ ALLEN
Contract type name	GDS Contract
Purpose of contract	General
Contract start date	01/04/2006
Contract end date	

16/17 Contracted general activity (UDA)	700
Carry forward general activity (UDA)	-10
16/17 Contracted orthodontic activity (UOA)	0
Carry forward orthodontic activity (UOA)	0
Baseline contract value	£18,208.18

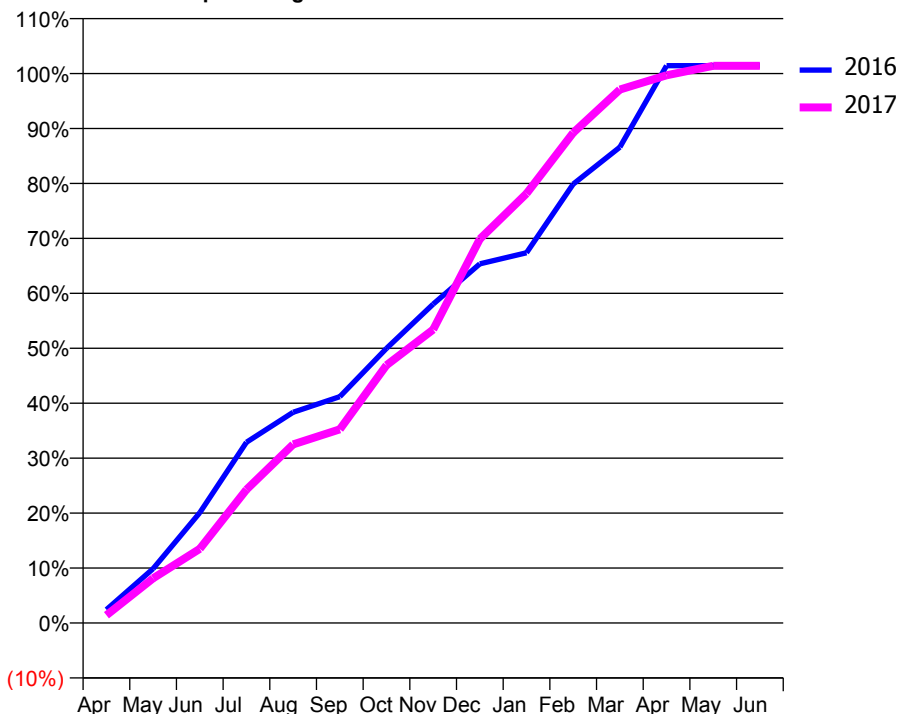
### ACCESS\*

Patients seen in 24 months	Total	Change since previous quarter
Quarter ending March 2016	229	
Quarter ending June 2016	225	↓
Quarter ending September 2016	222	↓
Quarter ending December 2016	222	→
Quarter ending March 2017	219	↓
<b>Variance since March 2016</b>	<b>(4.4%)</b>	<b>↓</b>



### ACTIVITY

Cumulative percentage of contracted UDA delivered 2016 & 2017



Adjusted Scheduled Activity (UDA)

Month	2016	2017
April	17	10
May	69	57
June	141	95
July	230	170
August	268	228
September	288	247
October	350	328
November	406	374
December	458	489
January	472	547
February	559	625
March	606	680
April	710	698
May	710	710
June	710	710

### QUALITY

	Quantity	Base Number	Contract	AT	Region	England
% of FP17s for the same patient ID Re-attending within 3 months - Children	0	0	N/A	10.0%	12.0%	12.3%
% of FP17s for the same patient ID Re-attending within 3 months - Adults	53	326	16.3%	15.4%	16.0%	16.7%
% of FP17s for the same patient ID Re-attending between 3 & 9 months - Children	0	0	N/A	51.1%	58.8%	57.6%
% of FP17s for the same patient ID Re-attending between 3 & 9 months - Adults	168	326	51.5%	46.4%	51.2%	50.1%
% of FP17s for Band 1 Urgent Courses	39	311	12.5%	8.1%	8.0%	9.1%
% of FP17s Relating to Free Repair or Replacements	5	311	1.6%	0.7%	0.8%	0.8%
% of FP17s Relating to Continuations	7	311	2.3%	0.9%	1.2%	1.2%
% of Patients satisfied with the dentistry they have received	0	0	N/A	92.1%	92.7%	92.8%
% of Patients satisfied with the time they had to wait for an appointment	0	0	N/A	90.3%	89.1%	88.7%

\* This is based on patients treated on this contract for their most recent course of treatment. Figures in italics indicate the base number of FP17s or Patient Questionnaire responses are less than 100. N/A is shown where the base number of responses is less than 10 during the period. % is calculated as Quantity/Base number\*100

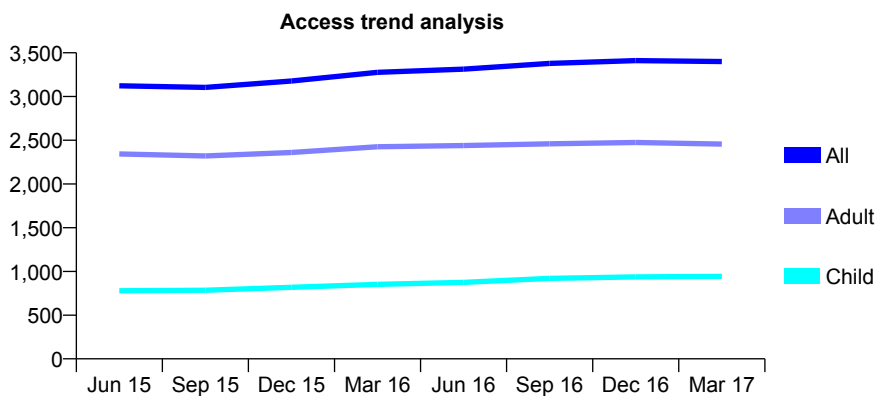
## Q54 - Vital Signs At a Glance Contract Report for 822205/0001 - Year end March 2017

Name or company name	MR V PRASAD
Contract type name	Pilot Contract
Purpose of contract	General
Contract start date	01/04/2006
Contract end date	

16/17 Contracted general activity (UDA)	12,097
Carry forward general activity (UDA)	0
16/17 Contracted orthodontic activity (UOA)	0
Carry forward orthodontic activity (UOA)	0
Baseline contract value	£329,920.36

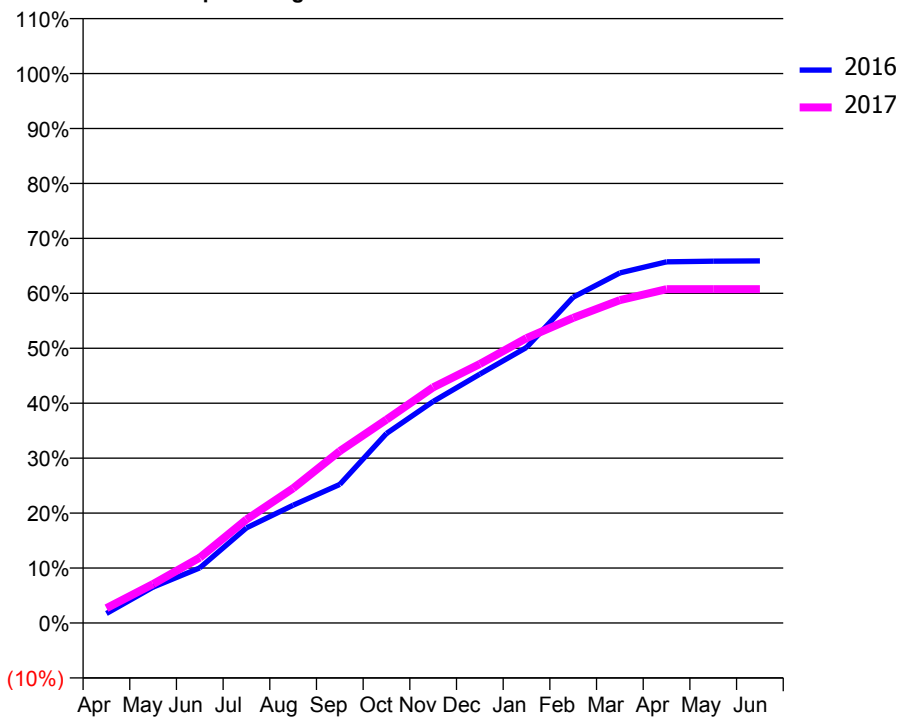
### ACCESS\*

Patients seen in 24 months	Total	Change since previous quarter
Quarter ending March 2016	3,276	
Quarter ending June 2016	3,313	→
Quarter ending September 2016	3,379	→
Quarter ending December 2016	3,411	→
Quarter ending March 2017	3,400	→
<b>Variance since March 2016</b>	<b>3.8%</b>	<b>↑</b>



### ACTIVITY

Cumulative percentage of contracted UDA delivered 2016 & 2017



Month	Adjusted Scheduled Activity (UDA)	
	2016	2017
April	209	328
May	792	859
June	1,214	1,439
July	2,095	2,279
August	2,594	2,968
September	3,053	3,785
October	4,173	4,478
November	4,878	5,190
December	5,479	5,702
January	6,066	6,271
February	7,173	6,719
March	7,709	7,109
April	7,950	7,348
May	7,966	7,350
June	7,972	7,350

### QUALITY

	Quantity	Base Number	Contract	AT	Region	England
% of FP17s for the same patient ID Re-attending within 3 months - Children	63	1,115	5.7%	10.0%	12.0%	12.3%
% of FP17s for the same patient ID Re-attending within 3 months - Adults	302	2,487	12.1%	15.4%	16.0%	16.7%
% of FP17s for the same patient ID Re-attending between 3 & 9 months - Children	507	1,115	45.5%	51.1%	58.8%	57.6%
% of FP17s for the same patient ID Re-attending between 3 & 9 months - Adults	905	2,487	36.4%	46.4%	51.2%	50.1%
% of FP17s for Band 1 Urgent Courses	132	3,618	3.6%	8.1%	8.0%	9.1%
% of FP17s Relating to Free Repair or Replacements	22	3,618	0.6%	0.7%	0.8%	0.8%
% of FP17s Relating to Continuations	129	3,618	3.6%	0.9%	1.2%	1.2%
% of Patients satisfied with the dentistry they have received	9	10	90.0%	92.1%	92.7%	92.8%
% of Patients satisfied with the time they had to wait for an appointment	10	10	100.0%	90.3%	89.1%	88.7%

\* This is based on patients treated on this contract for their most recent course of treatment. Figures in italics indicate the base number of FP17s or Patient Questionnaire responses are less than 100. N/A is shown where the base number of responses is less than 10 during the period. % is calculated as Quantity/Base number\*100

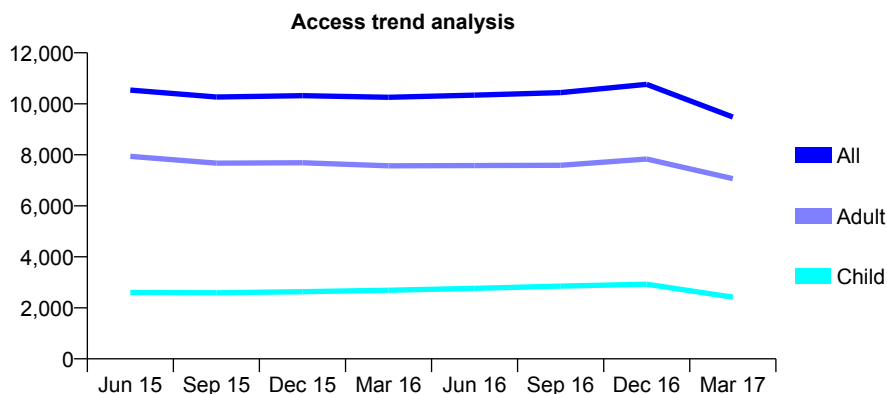
## Q54 - Vital Signs At a Glance Contract Report for 824399/0001 - Year end March 2017

Name or company name	MR J SINGH
Contract type name	GDS Contract
Purpose of contract	General
Contract start date	01/04/2006
Contract end date	31/01/2017

16/17 Contracted general activity (UDA)	27,848
Carry forward general activity (UDA)	141
16/17 Contracted orthodontic activity (UOA)	0
Carry forward orthodontic activity (UOA)	0
Baseline contract value	£740,683.28

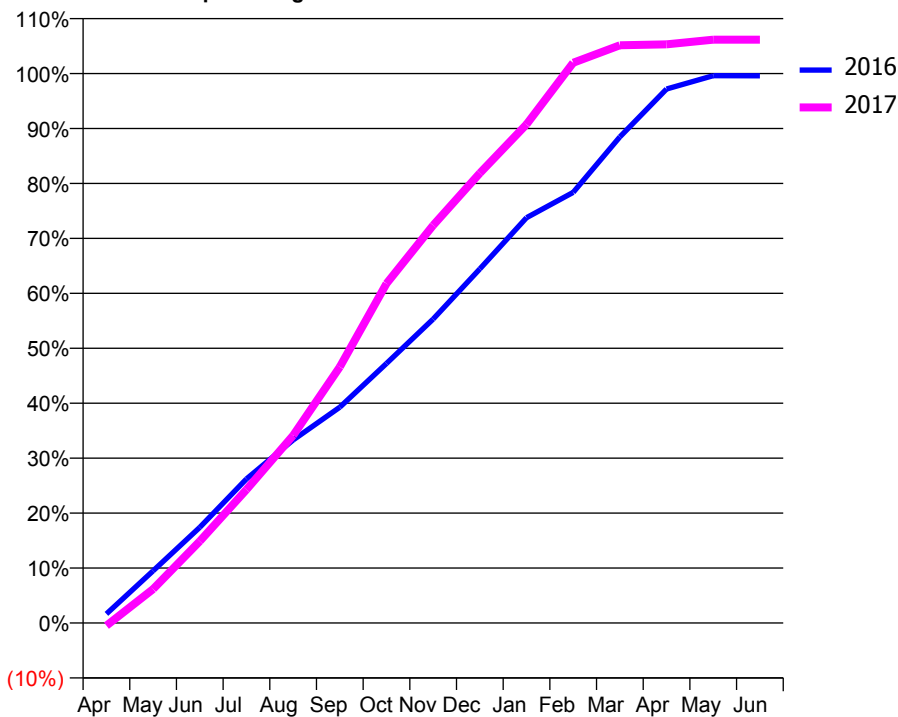
### ACCESS\*

Patients seen in 24 months	Total	Change since previous quarter
Quarter ending March 2016	10,257	
Quarter ending June 2016	10,342	→
Quarter ending September 2016	10,439	→
Quarter ending December 2016	10,761	↑
Quarter ending March 2017	9,484	↓
<b>Variance since March 2016</b>	<b>(7.5%)</b>	<b>↓</b>



### ACTIVITY

Cumulative percentage of contracted UDA delivered 2016 & 2017



Month	Adjusted Scheduled Activity (UDA)	
	2016	2017
April	557	-141
May	3,173	1,723
June	5,819	4,145
July	8,761	6,760
August	11,133	9,508
September	13,129	12,978
October	15,785	17,205
November	18,482	20,154
December	21,531	22,797
January	24,647	25,272
February	26,191	28,390
March	29,560	29,277
April	32,472	29,325
May	33,283	29,560
June	33,276	29,560

### QUALITY

	Quantity	Base Number	Contract	AT	Region	England
% of FP17s for the same patient ID Re-attending within 3 months - Children	227	3,424	6.6%	10.0%	12.0%	12.3%
% of FP17s for the same patient ID Re-attending within 3 months - Adults	879	7,721	11.4%	15.4%	16.0%	16.7%
% of FP17s for the same patient ID Re-attending between 3 & 9 months - Children	1,614	3,424	47.1%	51.1%	58.8%	57.6%
% of FP17s for the same patient ID Re-attending between 3 & 9 months - Adults	2,789	7,721	36.1%	46.4%	51.2%	50.1%
% of FP17s for Band 1 Urgent Courses	369	9,917	3.7%	8.1%	8.0%	9.1%
% of FP17s Relating to Free Repair or Replacements	42	9,917	0.4%	0.7%	0.8%	0.8%
% of FP17s Relating to Continuations	118	9,917	1.2%	0.9%	1.2%	1.2%
% of Patients satisfied with the dentistry they have received	6	7	N/A	92.1%	92.7%	92.8%
% of Patients satisfied with the time they had to wait for an appointment	6	7	N/A	90.3%	89.1%	88.7%

\* This is based on patients treated on this contract for their most recent course of treatment. Figures in italics indicate the base number of FP17s or Patient Questionnaire responses are less than 100. N/A is shown where the base number of responses is less than 10 during the period. % is calculated as Quantity/Base number\*100

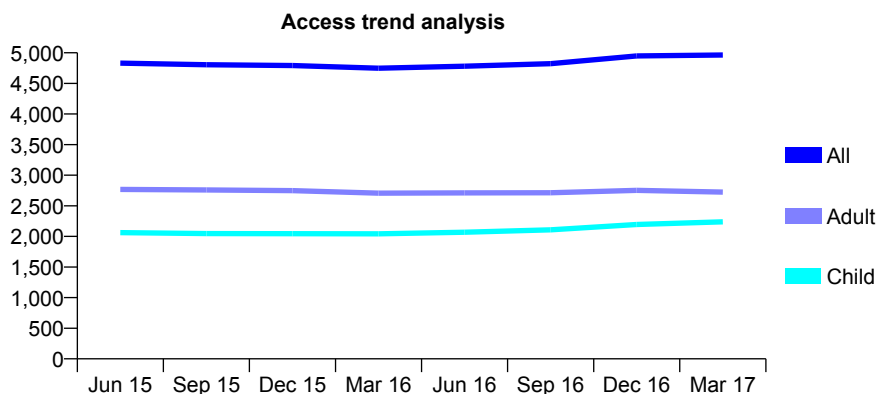
## Q54 - Vital Signs At a Glance Contract Report for 824399/0002 - Year end March 2017

Name or company name	MR J SINGH
Contract type name	GDS Contract
Purpose of contract	General
Contract start date	01/04/2006
Contract end date	

16/17 Contracted general activity (UDA)	15,789
Carry forward general activity (UDA)	32
16/17 Contracted orthodontic activity (UOA)	0
Carry forward orthodontic activity (UOA)	0
Baseline contract value	£397,996.83

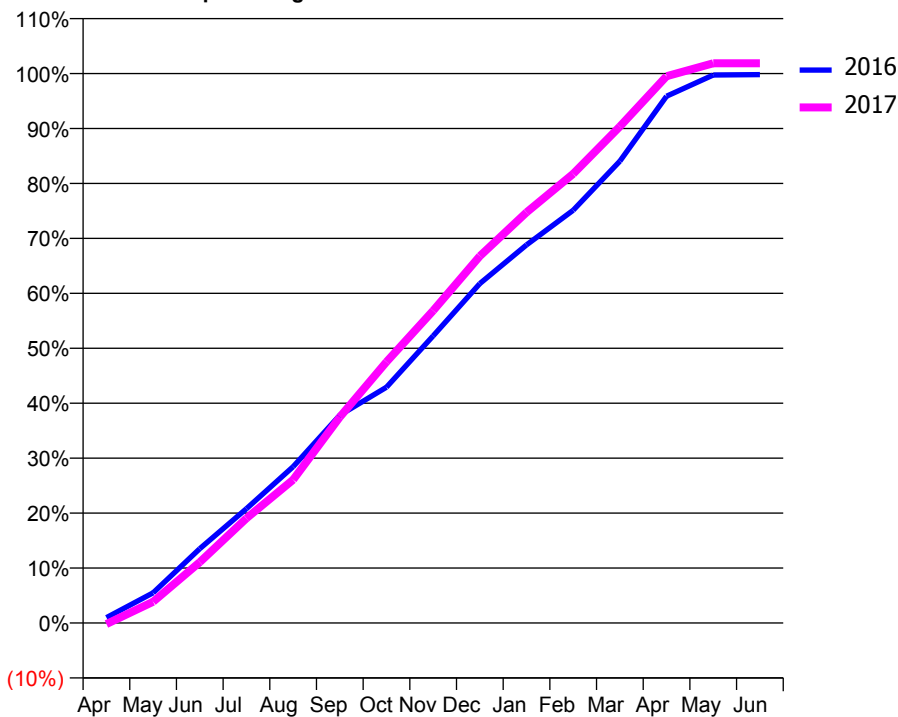
### ACCESS\*

Patients seen in 24 months	Total	Change since previous quarter
Quarter ending March 2016	4,749	
Quarter ending June 2016	4,780	→
Quarter ending September 2016	4,822	→
Quarter ending December 2016	4,948	↑
Quarter ending March 2017	4,963	→
<b>Variance since March 2016</b>	<b>4.5%</b>	<b>↑</b>



### ACTIVITY

Cumulative percentage of contracted UDA delivered 2016 & 2017



Month	Adjusted Scheduled Activity (UDA)	
	2016	2017
April	154	-32
May	867	613
June	2,135	1,748
July	3,286	3,011
August	4,491	4,118
September	5,971	5,918
October	6,775	7,505
November	8,251	8,976
December	9,752	10,543
January	10,863	11,799
February	11,861	12,906
March	13,269	14,265
April	15,135	15,713
May	15,745	16,083
June	15,757	16,083

### QUALITY

	Quantity	Base Number	Contract	AT	Region	England
% of FP17s for the same patient ID Re-attending within 3 months - Children	151	2,918	5.2%	10.0%	12.0%	12.3%
% of FP17s for the same patient ID Re-attending within 3 months - Adults	484	3,090	15.7%	15.4%	16.0%	16.7%
% of FP17s for the same patient ID Re-attending between 3 & 9 months - Children	1,433	2,918	49.1%	51.1%	58.8%	57.6%
% of FP17s for the same patient ID Re-attending between 3 & 9 months - Adults	1,220	3,090	39.5%	46.4%	51.2%	50.1%
% of FP17s for Band 1 Urgent Courses	246	5,828	4.2%	8.1%	8.0%	9.1%
% of FP17s Relating to Free Repair or Replacements	4	5,828	0.1%	0.7%	0.8%	0.8%
% of FP17s Relating to Continuations	57	5,828	1.0%	0.9%	1.2%	1.2%
% of Patients satisfied with the dentistry they have received	1	1	N/A	92.1%	92.7%	92.8%
% of Patients satisfied with the time they had to wait for an appointment	1	1	N/A	90.3%	89.1%	88.7%

\* This is based on patients treated on this contract for their most recent course of treatment. Figures in italics indicate the base number of FP17s or Patient Questionnaire responses are less than 100. N/A is shown where the base number of responses is less than 10 during the period. % is calculated as Quantity/Base number\*100



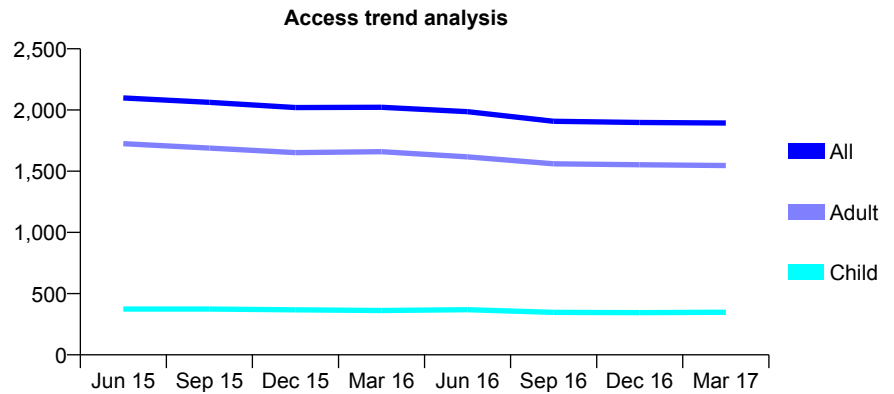
## Q54 - Vital Signs At a Glance Contract Report for 825743/0001 - Year end March 2017

Name or company name	MRS A SHARMA
Contract type name	GDS Contract
Purpose of contract	General
Contract start date	01/04/2006
Contract end date	

16/17 Contracted general activity (UDA)	6,723
Carry forward general activity (UDA)	-134
16/17 Contracted orthodontic activity (UOA)	0
Carry forward orthodontic activity (UOA)	0
Baseline contract value	£161,853.02

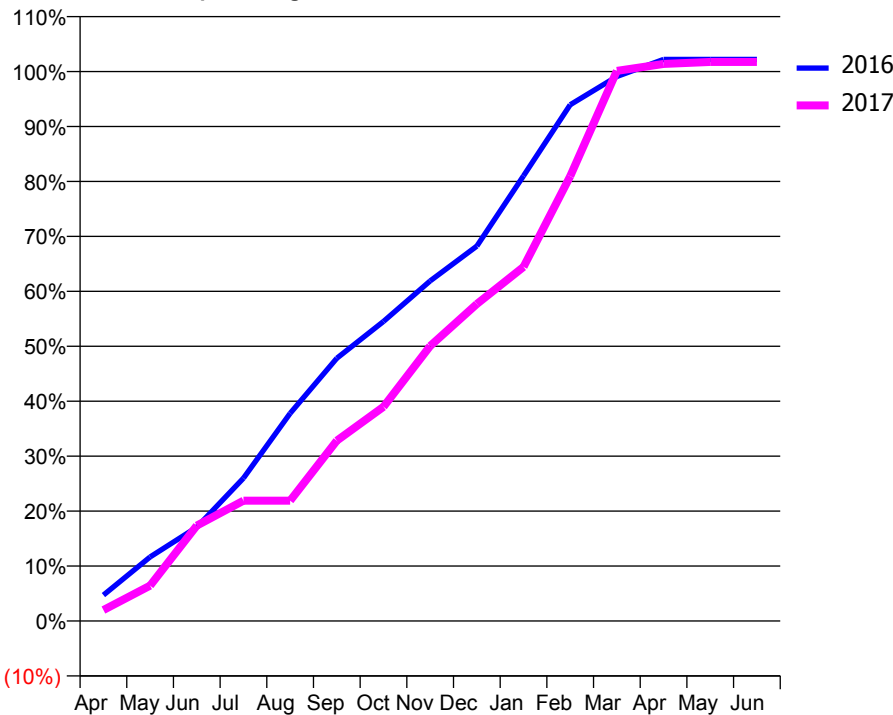
### ACCESS\*

Patients seen in 24 months	Total	Change since previous quarter
Quarter ending March 2016	2,022	
Quarter ending June 2016	1,986	↓
Quarter ending September 2016	1,908	↓
Quarter ending December 2016	1,898	→
Quarter ending March 2017	1,894	→
<b>Variance since March 2016</b>	<b>(6.3%)</b>	<b>↓</b>



### ACTIVITY

Cumulative percentage of contracted UDA delivered 2016 & 2017



Month	Adjusted Scheduled Activity (UDA)	
	2016	2017
April	318	134
May	784	433
June	1,147	1,168
July	1,748	1,472
August	2,541	1,472
September	3,214	2,207
October	3,666	2,621
November	4,162	3,365
December	4,587	3,879
January	5,446	4,332
February	6,316	5,442
March	6,663	6,730
April	6,871	6,815
May	6,871	6,839
June	6,871	6,839

### QUALITY

	Quantity	Base Number	Contract	AT	Region	England
% of FP17s for the same patient ID Re-attending within 3 months - Children	17	553	3.1%	10.0%	12.0%	12.3%
% of FP17s for the same patient ID Re-attending within 3 months - Adults	135	2,175	6.2%	15.4%	16.0%	16.7%
% of FP17s for the same patient ID Re-attending between 3 & 9 months - Children	394	553	71.2%	51.1%	58.8%	57.6%
% of FP17s for the same patient ID Re-attending between 3 & 9 months - Adults	1,461	2,175	67.2%	46.4%	51.2%	50.1%
% of FP17s for Band 1 Urgent Courses	21	1,902	1.1%	8.1%	8.0%	9.1%
% of FP17s Relating to Free Repair or Replacements	2	1,902	0.1%	0.7%	0.8%	0.8%
% of FP17s Relating to Continuations	0	1,902	0.0%	0.9%	1.2%	1.2%
% of Patients satisfied with the dentistry they have received	3	3	N/A	92.1%	92.7%	92.8%
% of Patients satisfied with the time they had to wait for an appointment	2	3	N/A	90.3%	89.1%	88.7%

\* This is based on patients treated on this contract for their most recent course of treatment. Figures in italics indicate the base number of FP17s or Patient Questionnaire responses are less than 100. N/A is shown where the base number of responses is less than 10 during the period. % is calculated as Quantity/Base number\*100

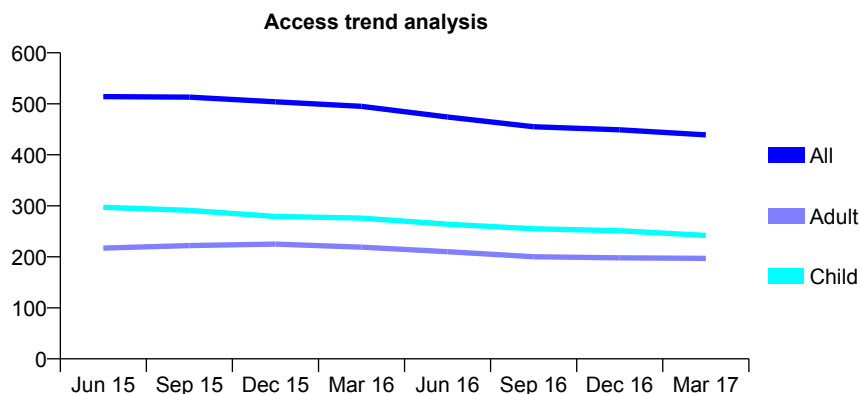
## Q54 - Vital Signs At a Glance Contract Report for 826774/0001 - Year end March 2017

Name or company name	MR PJ READY
Contract type name	GDS Contract
Purpose of contract	General
Contract start date	01/04/2006
Contract end date	

16/17 Contracted general activity (UDA)	2,236
Carry forward general activity (UDA)	12
16/17 Contracted orthodontic activity (UOA)	0
Carry forward orthodontic activity (UOA)	0
Baseline contract value	£52,483.08

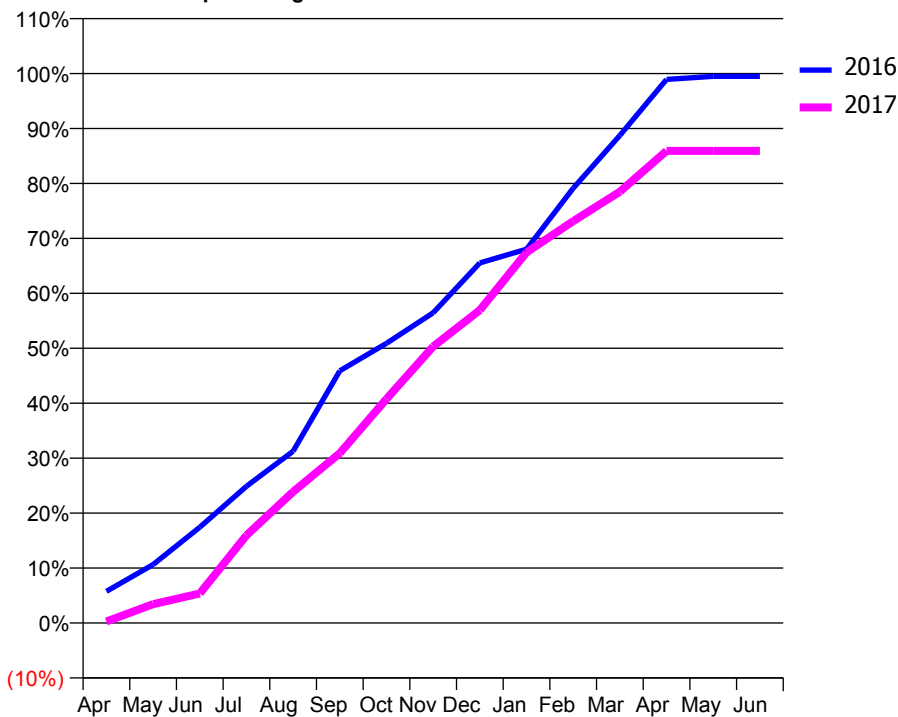
### ACCESS\*

Patients seen in 24 months	Total	Change since previous quarter
Quarter ending March 2016	495	
Quarter ending June 2016	474	↓
Quarter ending September 2016	455	↓
Quarter ending December 2016	449	↓
Quarter ending March 2017	439	↓
<b>Variance since March 2016</b>	<b>(11.3%)</b>	<b>↓</b>



### ACTIVITY

Cumulative percentage of contracted UDA delivered 2016 & 2017



Month	Adjusted Scheduled Activity (UDA)	
	2016	2017
April	129	6
May	238	77
June	390	120
July	556	357
August	699	534
September	1,026	691
October	1,138	912
November	1,262	1,125
December	1,465	1,273
January	1,521	1,508
February	1,769	1,635
March	1,984	1,755
April	2,212	1,921
May	2,224	1,921
June	2,224	1,921

### QUALITY

	Quantity	Base Number	Contract	AT	Region	England
% of FP17s for the same patient ID Re-attending within 3 months - Children	67	418	16.0%	10.0%	12.0%	12.3%
% of FP17s for the same patient ID Re-attending within 3 months - Adults	34	232	14.7%	15.4%	16.0%	16.7%
% of FP17s for the same patient ID Re-attending between 3 & 9 months - Children	276	418	66.0%	51.1%	58.8%	57.6%
% of FP17s for the same patient ID Re-attending between 3 & 9 months - Adults	138	232	59.5%	46.4%	51.2%	50.1%
% of FP17s for Band 1 Urgent Courses	1	617	0.2%	8.1%	8.0%	9.1%
% of FP17s Relating to Free Repair or Replacements	0	617	0.0%	0.7%	0.8%	0.8%
% of FP17s Relating to Continuations	0	617	0.0%	0.9%	1.2%	1.2%
% of Patients satisfied with the dentistry they have received	0	0	N/A	92.1%	92.7%	92.8%
% of Patients satisfied with the time they had to wait for an appointment	0	0	N/A	90.3%	89.1%	88.7%

\* This is based on patients treated on this contract for their most recent course of treatment. Figures in italics indicate the base number of FP17s or Patient Questionnaire responses are less than 100. N/A is shown where the base number of responses is less than 10 during the period. % is calculated as Quantity/Base number\*100

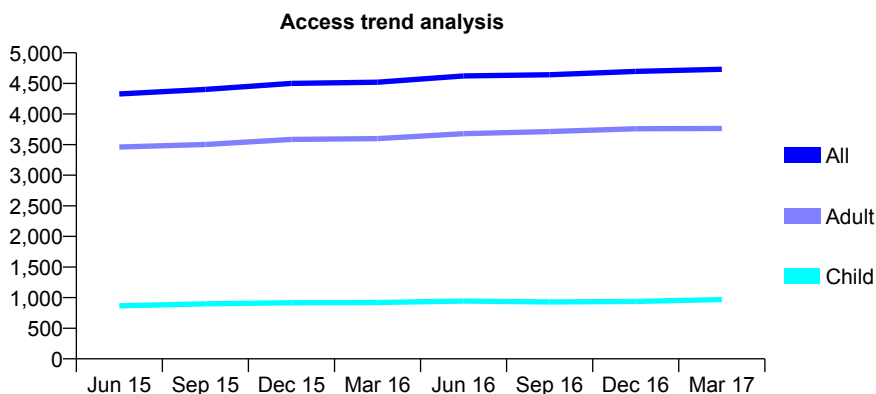
## Q54 - Vital Signs At a Glance Contract Report for 827223/0001 - Year end March 2017

Name or company name	MR DC O'SULLIVAN
Contract type name	GDS Contract
Purpose of contract	General
Contract start date	01/04/2006
Contract end date	

16/17 Contracted general activity (UDA)	10,941
Carry forward general activity (UDA)	-217
16/17 Contracted orthodontic activity (UOA)	0
Carry forward orthodontic activity (UOA)	0
Baseline contract value	£214,990.13

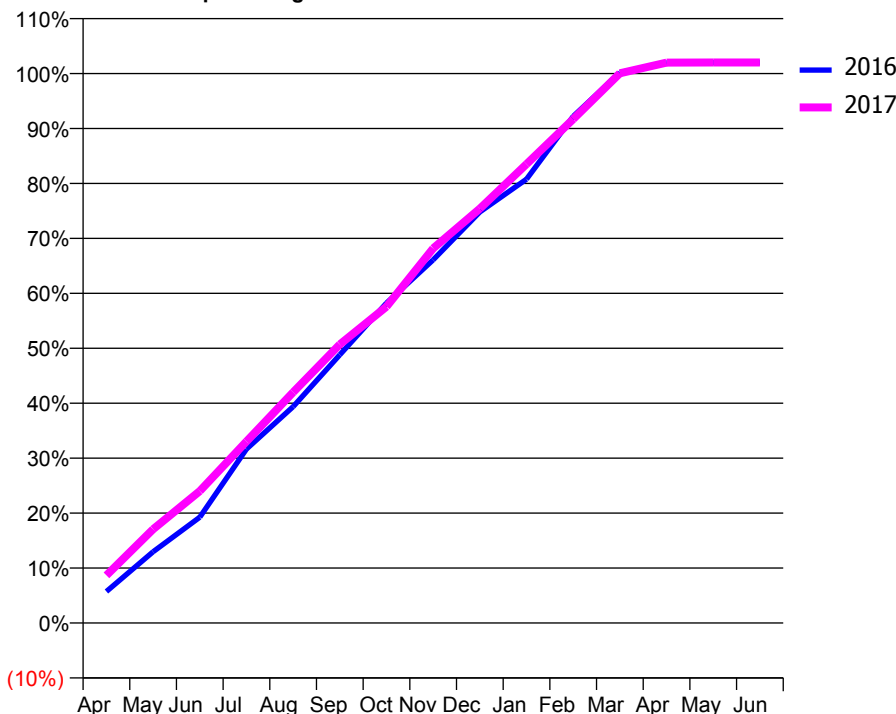
### ACCESS\*

Patients seen in 24 months	Total	Change since previous quarter
Quarter ending March 2016	4,519	
Quarter ending June 2016	4,622	↑
Quarter ending September 2016	4,642	→
Quarter ending December 2016	4,696	→
Quarter ending March 2017	4,732	→
<b>Variance since March 2016</b>	<b>4.7%</b>	<b>↑</b>



### ACTIVITY

Cumulative percentage of contracted UDA delivered 2016 & 2017



Adjusted Scheduled Activity (UDA)

Month	2016	2017
April	628	949
May	1,420	1,867
June	2,107	2,627
July	3,464	3,614
August	4,309	4,594
September	5,340	5,549
October	6,370	6,298
November	7,232	7,459
December	8,185	8,250
January	8,836	9,138
February	10,087	10,032
March	10,959	10,946
April	11,158	11,159
May	11,158	11,160
June	11,158	11,160

### QUALITY

	Quantity	Base Number	Contract	AT	Region	England
% of FP17s for the same patient ID Re-attending within 3 months - Children	30	1,311	2.3%	10.0%	12.0%	12.3%
% of FP17s for the same patient ID Re-attending within 3 months - Adults	406	3,936	10.3%	15.4%	16.0%	16.7%
% of FP17s for the same patient ID Re-attending between 3 & 9 months - Children	792	1,311	60.4%	51.1%	58.8%	57.6%
% of FP17s for the same patient ID Re-attending between 3 & 9 months - Adults	978	3,936	24.8%	46.4%	51.2%	50.1%
% of FP17s for Band 1 Urgent Courses	439	5,240	8.4%	8.1%	8.0%	9.1%
% of FP17s Relating to Free Repair or Replacements	48	5,240	0.9%	0.7%	0.8%	0.8%
% of FP17s Relating to Continuations	51	5,240	1.0%	0.9%	1.2%	1.2%
% of Patients satisfied with the dentistry they have received	6	6	N/A	92.1%	92.7%	92.8%
% of Patients satisfied with the time they had to wait for an appointment	6	6	N/A	90.3%	89.1%	88.7%

\* This is based on patients treated on this contract for their most recent course of treatment. Figures in italics indicate the base number of FP17s or Patient Questionnaire responses are less than 100. N/A is shown where the base number of responses is less than 10 during the period. % is calculated as Quantity/Base number\*100

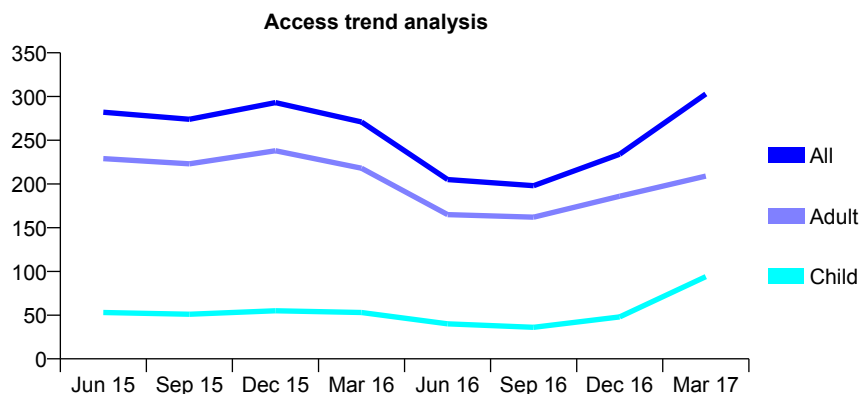
## Q54 - Vital Signs At a Glance Contract Report for 833142/0001 - Year end March 2017

Name or company name	Dabas and Fickert
Contract type name	GDS Contract
Purpose of contract	General
Contract start date	01/04/2006
Contract end date	

16/17 Contracted general activity (UDA)	1,032
Carry forward general activity (UDA)	-14
16/17 Contracted orthodontic activity (UOA)	0
Carry forward orthodontic activity (UOA)	0
Baseline contract value	£36,727.08

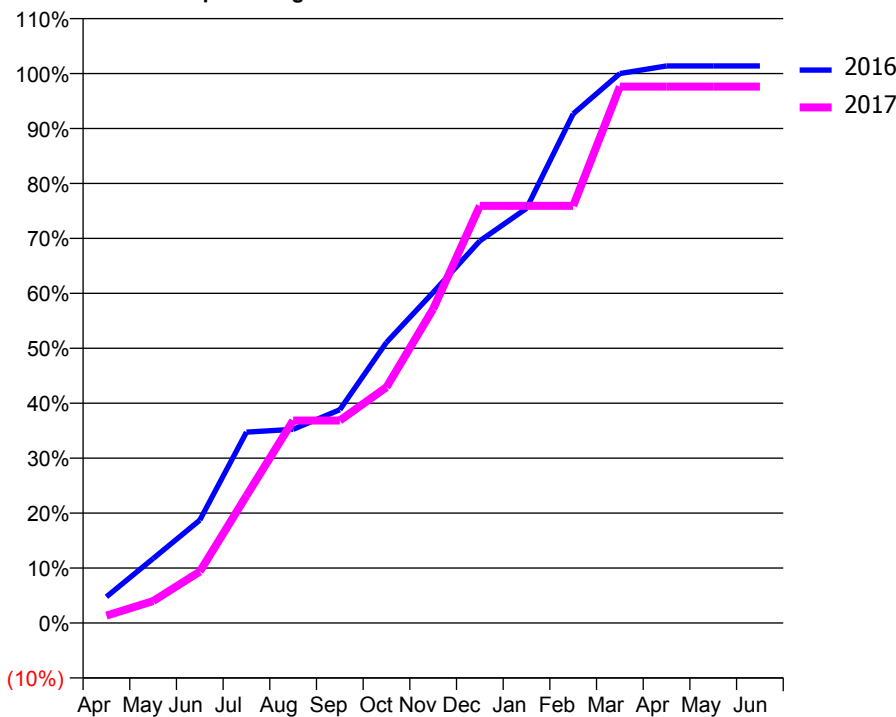
### ACCESS\*

Patients seen in 24 months	Total	Change since previous quarter
Quarter ending March 2016	271	
Quarter ending June 2016	205	↓
Quarter ending September 2016	198	↓
Quarter ending December 2016	234	↑
Quarter ending March 2017	303	↑
<b>Variance since March 2016</b>	<b>11.8%</b>	<b>↑</b>



### ACTIVITY

Cumulative percentage of contracted UDA delivered 2016 & 2017



Month	2016	2017
April	49	14
May	121	41
June	193	97
July	359	239
August	364	380
September	401	380
October	527	443
November	621	590
December	718	784
January	779	784
February	956	784
March	1,032	1,007
April	1,046	1,007
May	1,046	1,007
June	1,046	1,007

### QUALITY

	Quantity	Base Number	Contract	AT	Region	England
% of FP17s for the same patient ID Re-attending within 3 months - Children	0	94	0.0%	10.0%	12.0%	12.3%
% of FP17s for the same patient ID Re-attending within 3 months - Adults	11	183	6.0%	15.4%	16.0%	16.7%
% of FP17s for the same patient ID Re-attending between 3 & 9 months - Children	3	94	3.2%	51.1%	58.8%	57.6%
% of FP17s for the same patient ID Re-attending between 3 & 9 months - Adults	25	183	13.7%	46.4%	51.2%	50.1%
% of FP17s for Band 1 Urgent Courses	27	275	9.8%	8.1%	8.0%	9.1%
% of FP17s Relating to Free Repair or Replacements	1	275	0.4%	0.7%	0.8%	0.8%
% of FP17s Relating to Continuations	1	275	0.4%	0.9%	1.2%	1.2%
% of Patients satisfied with the dentistry they have received	0	0	N/A	92.1%	92.7%	92.8%
% of Patients satisfied with the time they had to wait for an appointment	0	0	N/A	90.3%	89.1%	88.7%

\* This is based on patients treated on this contract for their most recent course of treatment. Figures in italics indicate the base number of FP17s or Patient Questionnaire responses are less than 100. N/A is shown where the base number of responses is less than 10 during the period. % is calculated as Quantity/Base number\*100

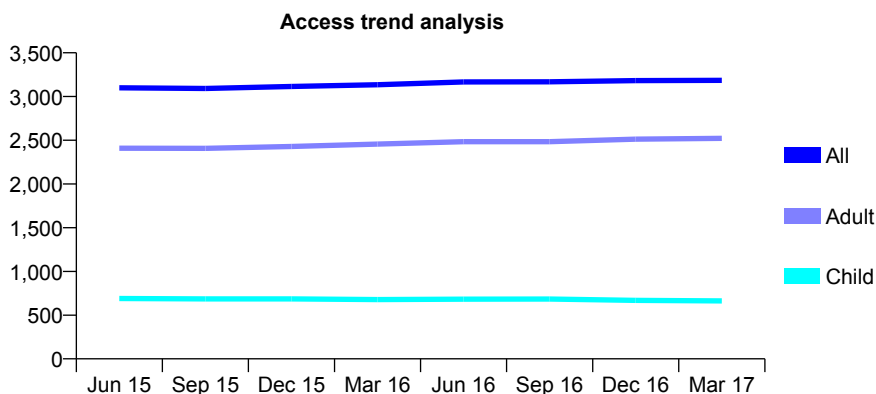
## Q54 - Vital Signs At a Glance Contract Report for 833584/0001 - Year end March 2017

Name or company name	MR A KAPNISIS
Contract type name	GDS Contract
Purpose of contract	General
Contract start date	01/04/2006
Contract end date	

16/17 Contracted general activity (UDA)	8,492
Carry forward general activity (UDA)	165
16/17 Contracted orthodontic activity (UOA)	0
Carry forward orthodontic activity (UOA)	0
Baseline contract value	£272,978.28

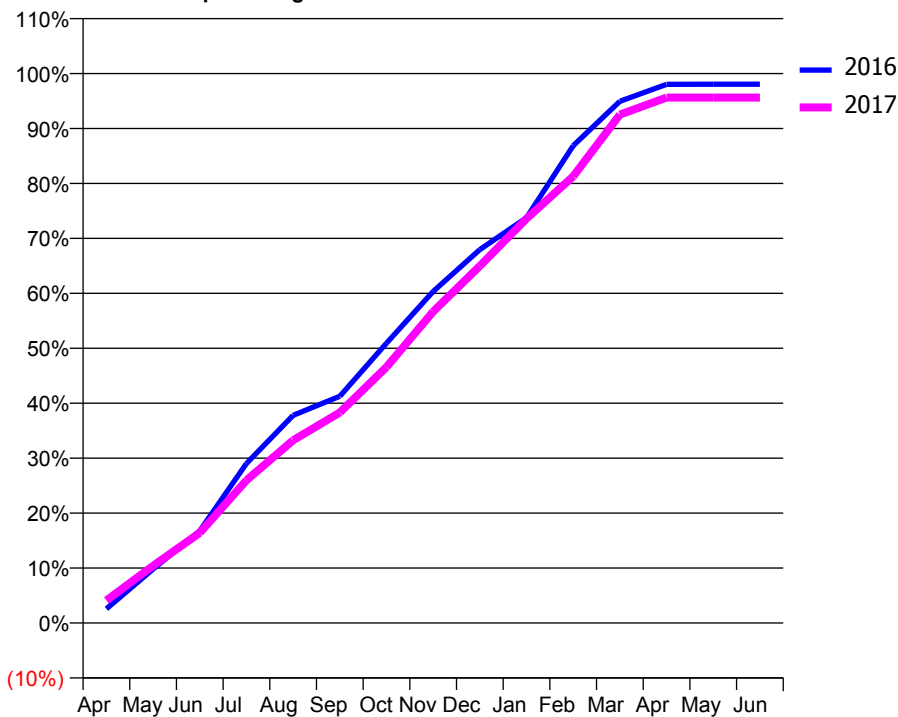
### ACCESS\*

Patients seen in 24 months	Total	Change since previous quarter
Quarter ending March 2016	3,134	
Quarter ending June 2016	3,167	→
Quarter ending September 2016	3,168	→
Quarter ending December 2016	3,182	→
Quarter ending March 2017	3,185	→
<b>Variance since March 2016</b>	<b>1.6%</b>	<b>→</b>



### ACTIVITY

Cumulative percentage of contracted UDA delivered 2016 & 2017



Month	Adjusted Scheduled Activity (UDA)	
	2016	2017
April	220	349
May	833	886
June	1,425	1,395
July	2,465	2,207
August	3,209	2,825
September	3,505	3,253
October	4,324	3,956
November	5,125	4,813
December	5,772	5,517
January	6,264	6,248
February	7,377	6,903
March	8,062	7,856
April	8,324	8,119
May	8,327	8,120
June	8,327	8,120

### QUALITY

	Quantity	Base Number	Contract	AT	Region	England
% of FP17s for the same patient ID Re-attending within 3 months - Children	59	1,091	5.4%	10.0%	12.0%	12.3%
% of FP17s for the same patient ID Re-attending within 3 months - Adults	462	3,495	13.2%	15.4%	16.0%	16.7%
% of FP17s for the same patient ID Re-attending between 3 & 9 months - Children	760	1,091	69.7%	51.1%	58.8%	57.6%
% of FP17s for the same patient ID Re-attending between 3 & 9 months - Adults	1,211	3,495	34.6%	46.4%	51.2%	50.1%
% of FP17s for Band 1 Urgent Courses	280	4,580	6.1%	8.1%	8.0%	9.1%
% of FP17s Relating to Free Repair or Replacements	10	4,580	0.2%	0.7%	0.8%	0.8%
% of FP17s Relating to Continuations	67	4,580	1.5%	0.9%	1.2%	1.2%
% of Patients satisfied with the dentistry they have received	6	6	N/A	92.1%	92.7%	92.8%
% of Patients satisfied with the time they had to wait for an appointment	6	6	N/A	90.3%	89.1%	88.7%

\* This is based on patients treated on this contract for their most recent course of treatment. Figures in italics indicate the base number of FP17s or Patient Questionnaire responses are less than 100. N/A is shown where the base number of responses is less than 10 during the period. % is calculated as Quantity/Base number\*100

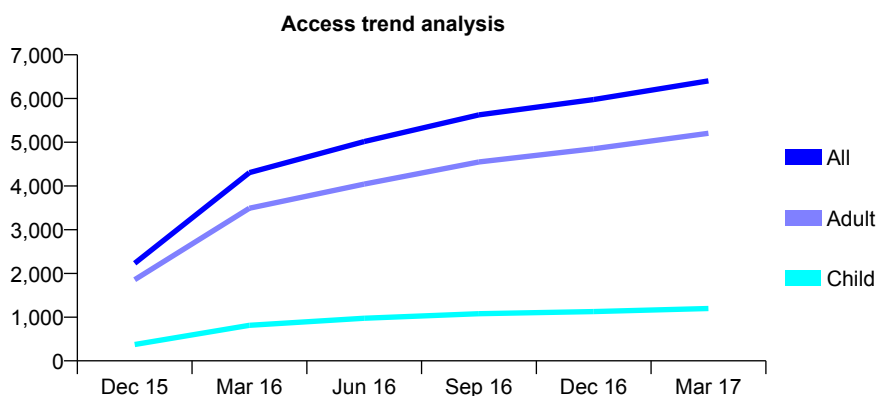
## Q54 - Vital Signs At a Glance Contract Report for 835811/0002 - Year end March 2017

Name or company name	MR LP CORBETT
Contract type name	GDS Contract
Purpose of contract	General
Contract start date	01/10/2015
Contract end date	

16/17 Contracted general activity (UDA)	26,834
Carry forward general activity (UDA)	-26
16/17 Contracted orthodontic activity (UOA)	0
Carry forward orthodontic activity (UOA)	0
Baseline contract value	£713,578.56

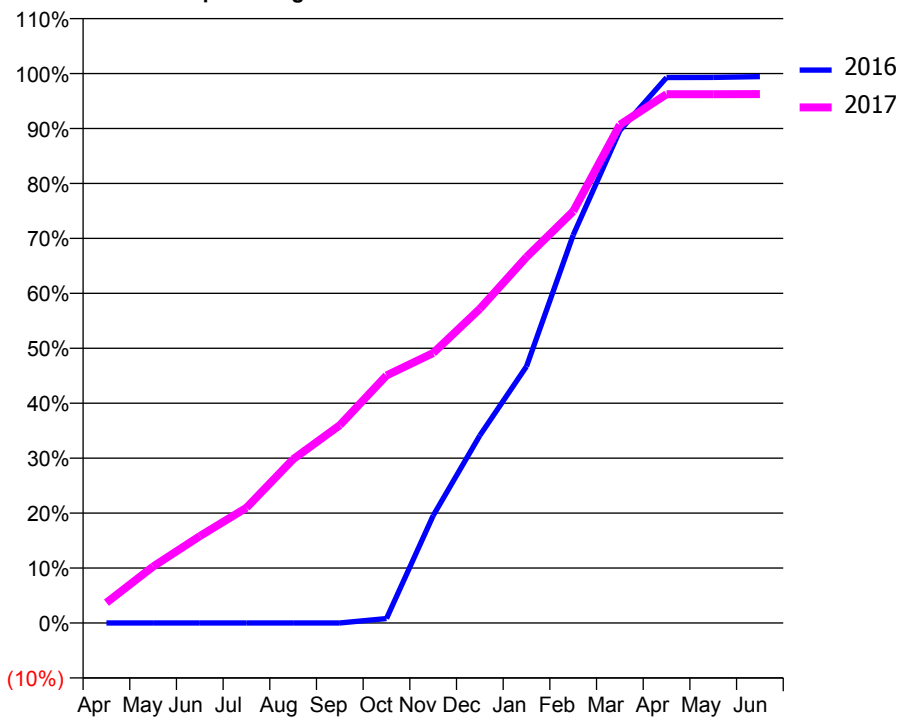
### ACCESS\*

Patients seen in 24 months	Total	Change since previous quarter
Quarter ending March 2016	4,306	
Quarter ending June 2016	5,016	↑
Quarter ending September 2016	5,625	↑
Quarter ending December 2016	5,977	↑
Quarter ending March 2017	6,403	↑
<b>Variance since March 2016</b>	<b>48.7%</b>	<b>↑</b>



### ACTIVITY

Cumulative percentage of contracted UDA delivered 2016 & 2017



Month	Adjusted Scheduled Activity (UDA)	
	2016	2017
April	0	990
May	0	2,760
June	0	4,240
July	0	5,629
August	0	8,002
September	0	9,659
October	110	12,090
November	2,624	13,180
December	4,578	15,348
January	6,266	17,871
February	9,472	20,105
March	12,027	24,329
April	13,317	25,821
May	13,322	25,825
June	13,340	25,828

### QUALITY

	Quantity	Base Number	Contract	AT	Region	England
% of FP17s for the same patient ID Re-attending within 3 months - Children	80	1,708	4.7%	10.0%	12.0%	12.3%
% of FP17s for the same patient ID Re-attending within 3 months - Adults	1,125	8,177	13.8%	15.4%	16.0%	16.7%
% of FP17s for the same patient ID Re-attending between 3 & 9 months - Children	867	1,708	50.8%	51.1%	58.8%	57.6%
% of FP17s for the same patient ID Re-attending between 3 & 9 months - Adults	4,517	8,177	55.2%	46.4%	51.2%	50.1%
% of FP17s for Band 1 Urgent Courses	213	9,812	2.2%	8.1%	8.0%	9.1%
% of FP17s Relating to Free Repair or Replacements	48	9,812	0.5%	0.7%	0.8%	0.8%
% of FP17s Relating to Continuations	245	9,812	2.5%	0.9%	1.2%	1.2%
% of Patients satisfied with the dentistry they have received	10	11	90.9%	92.1%	92.7%	92.8%
% of Patients satisfied with the time they had to wait for an appointment	10	11	90.9%	90.3%	89.1%	88.7%

\* This is based on patients treated on this contract for their most recent course of treatment. Figures in italics indicate the base number of FP17s or Patient Questionnaire responses are less than 100. N/A is shown where the base number of responses is less than 10 during the period. % is calculated as Quantity/Base number\*100

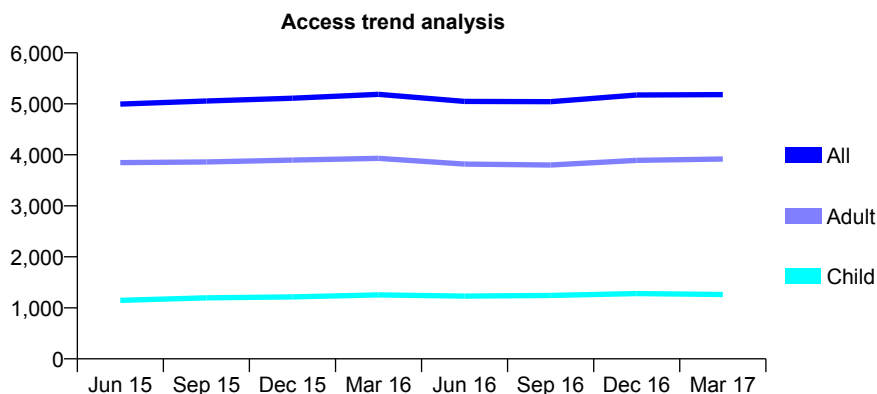
## Q54 - Vital Signs At a Glance Contract Report for 847739/0001 - Year end March 2017

Name or company name	MR E MOORE
Contract type name	GDS Contract
Purpose of contract	General
Contract start date	01/04/2006
Contract end date	

16/17 Contracted general activity (UDA)	16,341
Carry forward general activity (UDA)	194
16/17 Contracted orthodontic activity (UOA)	0
Carry forward orthodontic activity (UOA)	0
Baseline contract value	£431,753.44

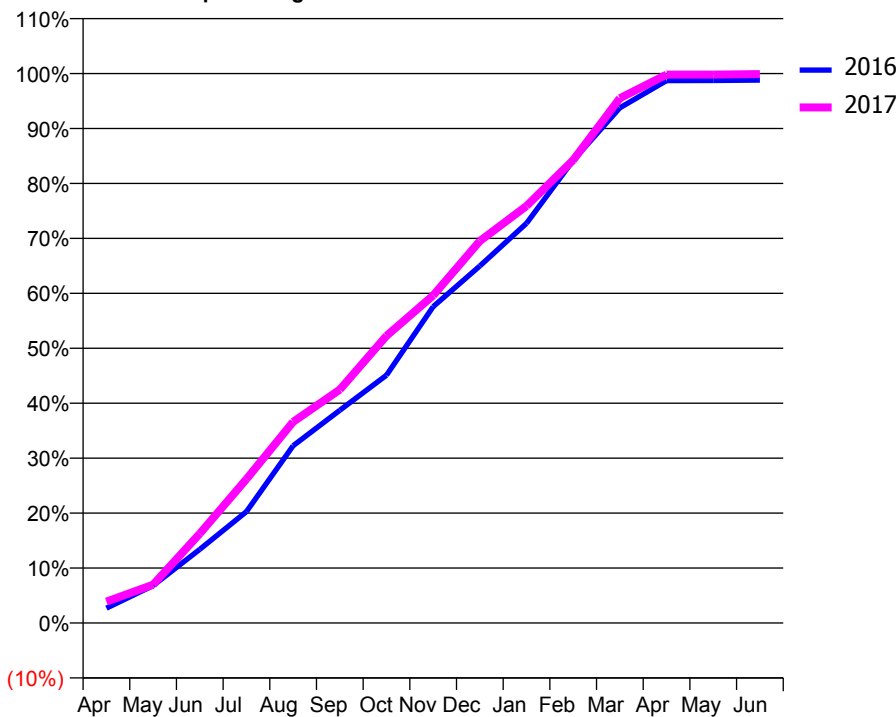
### ACCESS\*

Patients seen in 24 months	Total	Change since previous quarter
Quarter ending March 2016	5,185	
Quarter ending June 2016	5,047	↓
Quarter ending September 2016	5,043	→
Quarter ending December 2016	5,172	↑
Quarter ending March 2017	5,180	→
<b>Variance since March 2016</b>	<b>(0.1%)</b>	→



### ACTIVITY

Cumulative percentage of contracted UDA delivered 2016 & 2017



Adjusted Scheduled Activity (UDA)

Month	2016	2017
April	442	637
May	1,112	1,140
June	2,191	2,657
July	3,312	4,281
August	5,273	5,982
September	6,329	6,943
October	7,369	8,540
November	9,408	9,743
December	10,616	11,358
January	11,887	12,403
February	13,756	13,768
March	15,320	15,606
April	16,130	16,307
May	16,132	16,307
June	16,147	16,324

### QUALITY

	Quantity	Base Number	Contract	AT	Region	England
% of FP17s for the same patient ID Re-attending within 3 months - Children	93	1,629	5.7%	10.0%	12.0%	12.3%
% of FP17s for the same patient ID Re-attending within 3 months - Adults	710	5,042	14.1%	15.4%	16.0%	16.7%
% of FP17s for the same patient ID Re-attending between 3 & 9 months - Children	850	1,629	52.2%	51.1%	58.8%	57.6%
% of FP17s for the same patient ID Re-attending between 3 & 9 months - Adults	2,688	5,042	53.3%	46.4%	51.2%	50.1%
% of FP17s for Band 1 Urgent Courses	418	6,567	6.4%	8.1%	8.0%	9.1%
% of FP17s Relating to Free Repair or Replacements	29	6,567	0.4%	0.7%	0.8%	0.8%
% of FP17s Relating to Continuations	129	6,567	2.0%	0.9%	1.2%	1.2%
% of Patients satisfied with the dentistry they have received	9	9	N/A	92.1%	92.7%	92.8%
% of Patients satisfied with the time they had to wait for an appointment	8	9	N/A	90.3%	89.1%	88.7%

\* This is based on patients treated on this contract for their most recent course of treatment. Figures in italics indicate the base number of FP17s or Patient Questionnaire responses are less than 100. N/A is shown where the base number of responses is less than 10 during the period. % is calculated as Quantity/Base number\*100



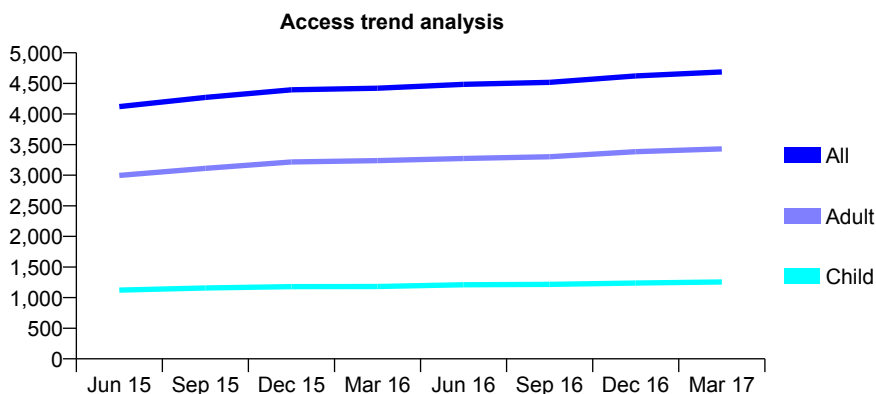
## Q54 - Vital Signs At a Glance Contract Report for 848115/0002 - Year end March 2017

Name or company name	MR P PARSOTAM
Contract type name	GDS Contract
Purpose of contract	General
Contract start date	01/04/2013
Contract end date	

16/17 Contracted general activity (UDA)	15,734
Carry forward general activity (UDA)	0
16/17 Contracted orthodontic activity (UOA)	0
Carry forward orthodontic activity (UOA)	0
Baseline contract value	£392,685.53

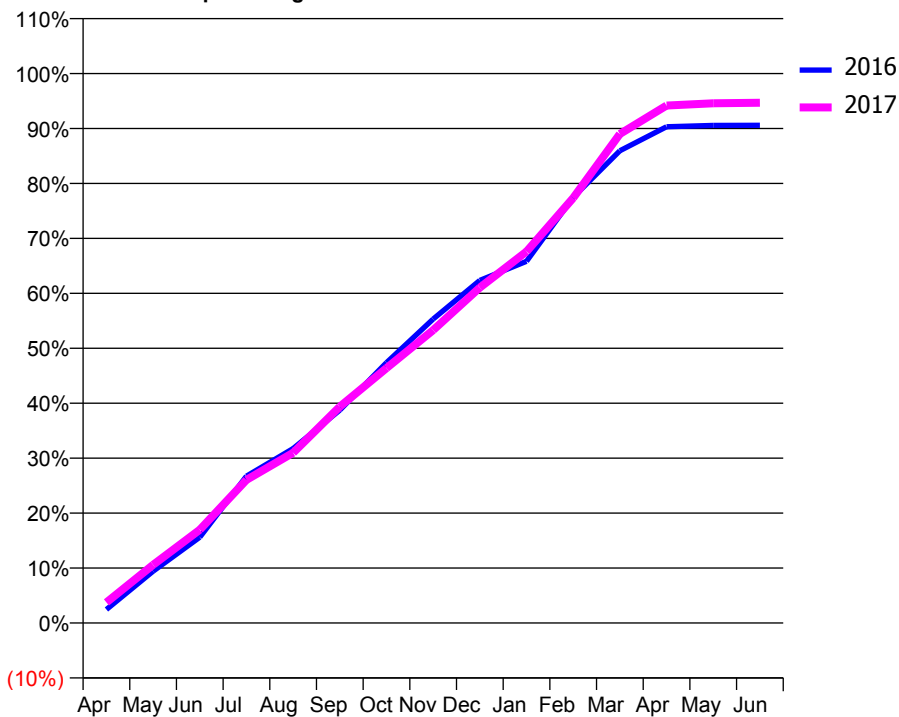
### ACCESS\*

Patients seen in 24 months	Total	Change since previous quarter
Quarter ending March 2016	4,422	
Quarter ending June 2016	4,484	→
Quarter ending September 2016	4,518	→
Quarter ending December 2016	4,623	↑
Quarter ending March 2017	4,687	→
<b>Variance since March 2016</b>	<b>6.0%</b>	<b>↑</b>



### ACTIVITY

Cumulative percentage of contracted UDA delivered 2016 & 2017



Month	Adjusted Scheduled Activity (UDA)	
	2016	2017
April	386	592
May	1,484	1,667
June	2,457	2,671
July	4,208	4,099
August	4,996	4,872
September	6,095	6,194
October	7,453	7,299
November	8,702	8,387
December	9,812	9,604
January	10,358	10,634
February	12,190	12,170
March	13,520	14,001
April	14,211	14,816
May	14,248	14,882
June	14,251	14,898

### QUALITY

	Quantity	Base Number	Contract	AT	Region	England
% of FP17s for the same patient ID Re-attending within 3 months - Children	115	1,821	6.3%	10.0%	12.0%	12.3%
% of FP17s for the same patient ID Re-attending within 3 months - Adults	788	5,012	15.7%	15.4%	16.0%	16.7%
% of FP17s for the same patient ID Re-attending between 3 & 9 months - Children	1,054	1,821	57.9%	51.1%	58.8%	57.6%
% of FP17s for the same patient ID Re-attending between 3 & 9 months - Adults	2,758	5,012	55.0%	46.4%	51.2%	50.1%
% of FP17s for Band 1 Urgent Courses	338	6,196	5.5%	8.1%	8.0%	9.1%
% of FP17s Relating to Free Repair or Replacements	38	6,196	0.6%	0.7%	0.8%	0.8%
% of FP17s Relating to Continuations	117	6,196	1.9%	0.9%	1.2%	1.2%
% of Patients satisfied with the dentistry they have received	6	6	N/A	92.1%	92.7%	92.8%
% of Patients satisfied with the time they had to wait for an appointment	6	6	N/A	90.3%	89.1%	88.7%

\* This is based on patients treated on this contract for their most recent course of treatment. Figures in italics indicate the base number of FP17s or Patient Questionnaire responses are less than 100. N/A is shown where the base number of responses is less than 10 during the period. % is calculated as Quantity/Base number\*100

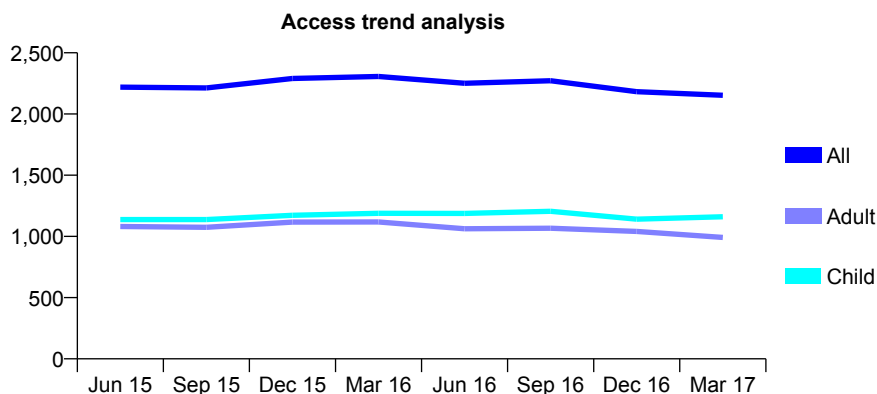
## Q54 - Vital Signs At a Glance Contract Report for 849022/0001 - Year end March 2017

Name or company name	MR FL MOHAMED
Contract type name	GDS Contract
Purpose of contract	General
Contract start date	01/04/2006
Contract end date	

16/17 Contracted general activity (UDA)	6,092
Carry forward general activity (UDA)	-41
16/17 Contracted orthodontic activity (UOA)	0
Carry forward orthodontic activity (UOA)	0
Baseline contract value	£188,561.01

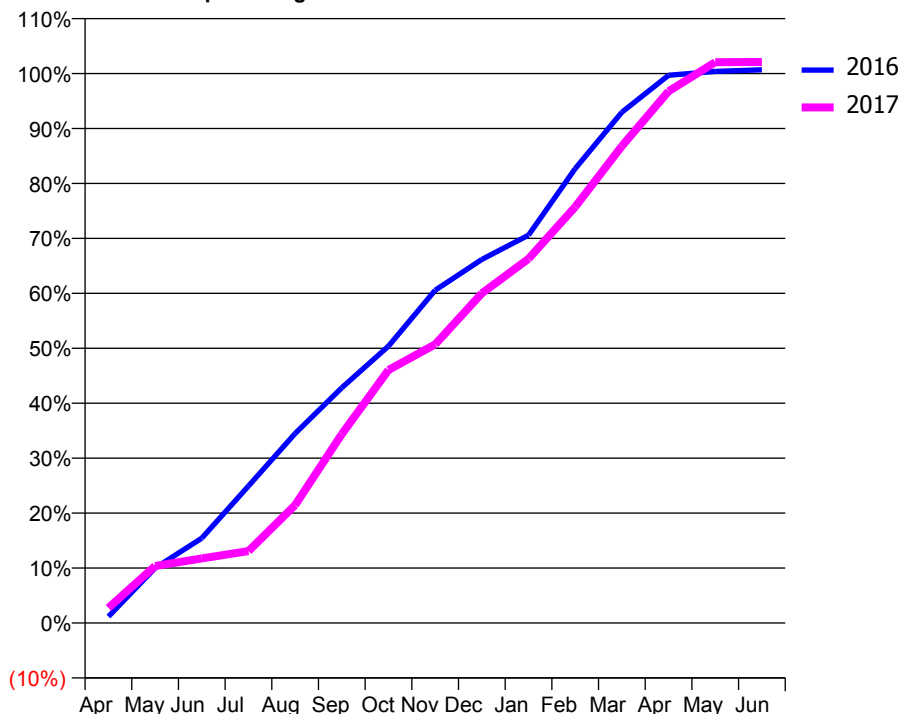
### ACCESS\*

Patients seen in 24 months	Total	Change since previous quarter
Quarter ending March 2016	2,307	
Quarter ending June 2016	2,251	↓
Quarter ending September 2016	2,272	→
Quarter ending December 2016	2,182	↓
Quarter ending March 2017	2,153	↓
<b>Variance since March 2016</b>	<b>(6.7%)</b>	<b>↓</b>



### ACTIVITY

Cumulative percentage of contracted UDA delivered 2016 & 2017



Month	Adjusted Scheduled Activity (UDA)	
	2016	2017
April	72	168
May	610	632
June	941	716
July	1,519	797
August	2,101	1,308
September	2,609	2,094
October	3,070	2,805
November	3,689	3,089
December	4,031	3,655
January	4,299	4,038
February	5,037	4,613
March	5,663	5,287
April	6,072	5,894
May	6,116	6,217
June	6,133	6,220

### QUALITY

	Quantity	Base Number	Contract	AT	Region	England
% of FP17s for the same patient ID Re-attending within 3 months - Children	75	1,132	6.6%	10.0%	12.0%	12.3%
% of FP17s for the same patient ID Re-attending within 3 months - Adults	113	823	13.7%	15.4%	16.0%	16.7%
% of FP17s for the same patient ID Re-attending between 3 & 9 months - Children	253	1,132	22.3%	51.1%	58.8%	57.6%
% of FP17s for the same patient ID Re-attending between 3 & 9 months - Adults	190	823	23.1%	46.4%	51.2%	50.1%
% of FP17s for Band 1 Urgent Courses	221	2,075	10.7%	8.1%	8.0%	9.1%
% of FP17s Relating to Free Repair or Replacements	1	2,075	0.0%	0.7%	0.8%	0.8%
% of FP17s Relating to Continuations	5	2,075	0.2%	0.9%	1.2%	1.2%
% of Patients satisfied with the dentistry they have received	1	2	N/A	92.1%	92.7%	92.8%
% of Patients satisfied with the time they had to wait for an appointment	1	2	N/A	90.3%	89.1%	88.7%

\* This is based on patients treated on this contract for their most recent course of treatment. Figures in italics indicate the base number of FP17s or Patient Questionnaire responses are less than 100. N/A is shown where the base number of responses is less than 10 during the period. % is calculated as Quantity/Base number\*100

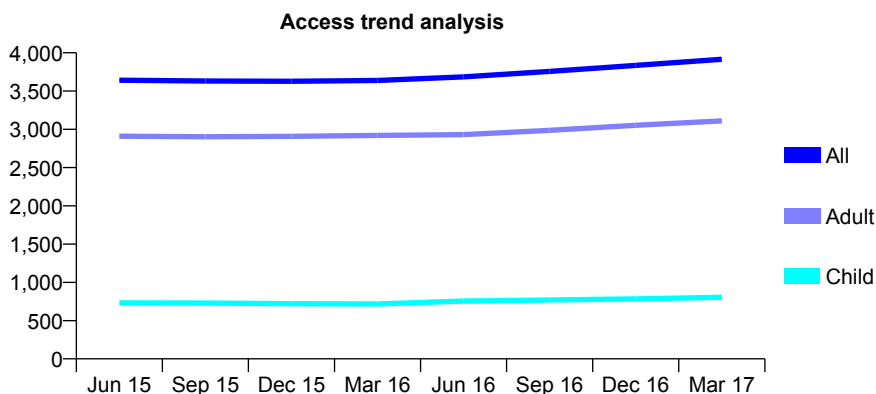
## Q54 - Vital Signs At a Glance Contract Report for 853720/0001 - Year end March 2017

Name or company name	MR LY CHEN
Contract type name	GDS Contract
Purpose of contract	General
Contract start date	01/04/2006
Contract end date	

16/17 Contracted general activity (UDA)	14,150
Carry forward general activity (UDA)	183
16/17 Contracted orthodontic activity (UOA)	0
Carry forward orthodontic activity (UOA)	0
Baseline contract value	£335,324.22

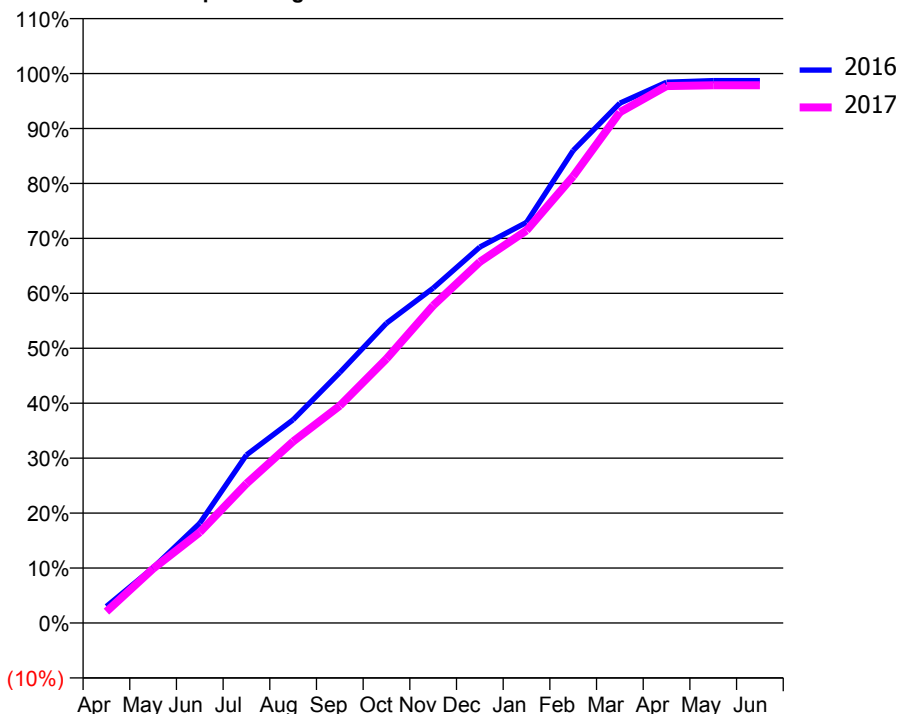
### ACCESS\*

Patients seen in 24 months	Total	Change since previous quarter
Quarter ending March 2016	3,639	
Quarter ending June 2016	3,685	→
Quarter ending September 2016	3,757	→
Quarter ending December 2016	3,836	↑
Quarter ending March 2017	3,916	↑
<b>Variance since March 2016</b>	<b>7.6%</b>	<b>↑</b>



### ACTIVITY

Cumulative percentage of contracted UDA delivered 2016 & 2017



Month	Adjusted Scheduled Activity (UDA)	
	2016	2017
April	429	295
May	1,424	1,401
June	2,570	2,335
July	4,327	3,591
August	5,235	4,674
September	6,449	5,597
October	7,719	6,806
November	8,624	8,173
December	9,680	9,299
January	10,317	10,107
February	12,168	11,504
March	13,387	13,151
April	13,927	13,826
May	13,966	13,847
June	13,967	13,848

### QUALITY

	Quantity	Base Number	Contract	AT	Region	England
% of FP17s for the same patient ID Re-attending within 3 months - Children	106	1,088	9.7%	10.0%	12.0%	12.3%
% of FP17s for the same patient ID Re-attending within 3 months - Adults	496	3,946	12.6%	15.4%	16.0%	16.7%
% of FP17s for the same patient ID Re-attending between 3 & 9 months - Children	443	1,088	40.7%	51.1%	58.8%	57.6%
% of FP17s for the same patient ID Re-attending between 3 & 9 months - Adults	1,886	3,946	47.8%	46.4%	51.2%	50.1%
% of FP17s for Band 1 Urgent Courses	321	5,050	6.4%	8.1%	8.0%	9.1%
% of FP17s Relating to Free Repair or Replacements	22	5,050	0.4%	0.7%	0.8%	0.8%
% of FP17s Relating to Continuations	17	5,050	0.3%	0.9%	1.2%	1.2%
% of Patients satisfied with the dentistry they have received	3	4	N/A	92.1%	92.7%	92.8%
% of Patients satisfied with the time they had to wait for an appointment	4	4	N/A	90.3%	89.1%	88.7%

\* This is based on patients treated on this contract for their most recent course of treatment. Figures in italics indicate the base number of FP17s or Patient Questionnaire responses are less than 100. N/A is shown where the base number of responses is less than 10 during the period. % is calculated as Quantity/Base number\*100

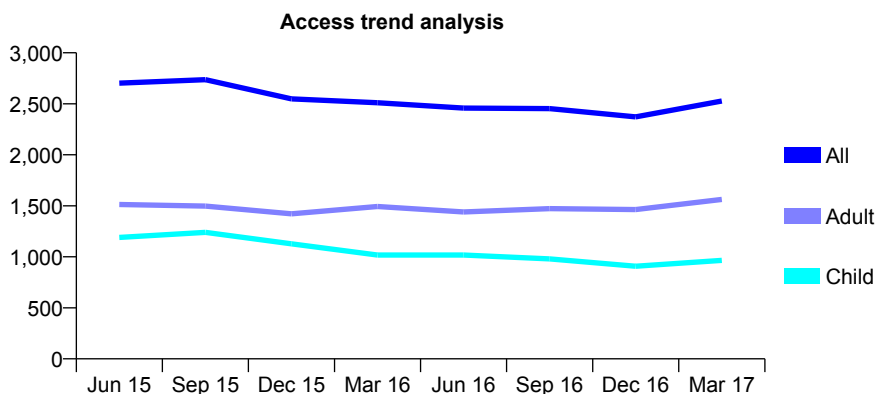
## Q54 - Vital Signs At a Glance Contract Report for 854115/0001 - Year end March 2017

Name or company name	MISS N DHALIWAL
Contract type name	GDS Contract
Purpose of contract	General
Contract start date	01/04/2006
Contract end date	

16/17 Contracted general activity (UDA)	9,418
Carry forward general activity (UDA)	0
16/17 Contracted orthodontic activity (UOA)	0
Carry forward orthodontic activity (UOA)	0
Baseline contract value	£259,865.57

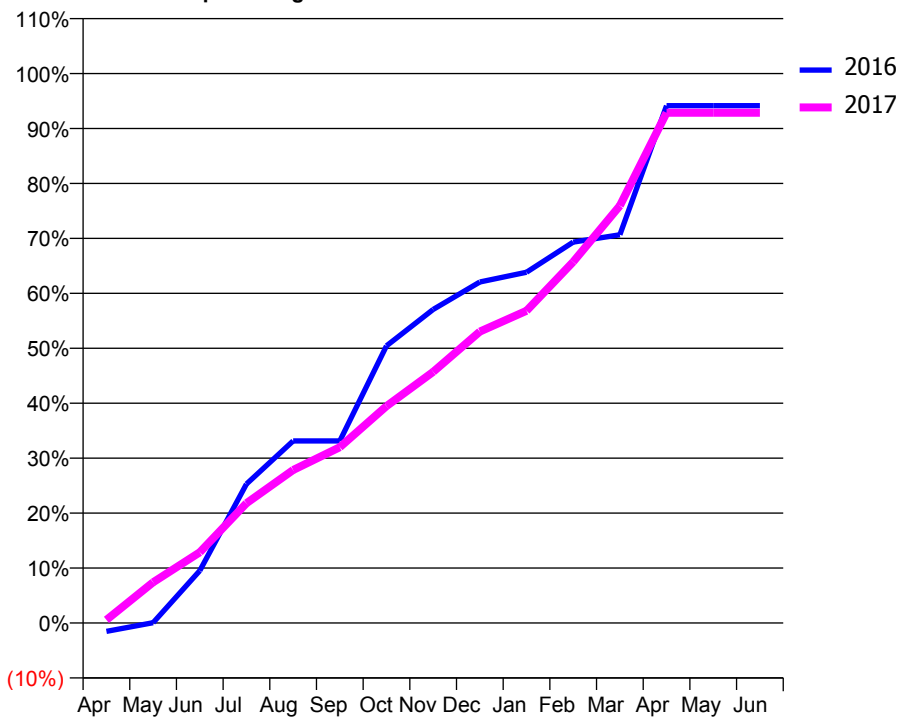
### ACCESS\*

Patients seen in 24 months	Total	Change since previous quarter
Quarter ending March 2016	2,510	
Quarter ending June 2016	2,458	↓
Quarter ending September 2016	2,453	→
Quarter ending December 2016	2,372	↓
Quarter ending March 2017	2,528	↑
<b>Variance since March 2016</b>	0.7%	→



### ACTIVITY

Cumulative percentage of contracted UDA delivered 2016 & 2017



Adjusted Scheduled Activity (UDA)

Month	2016	2017
April	-146	54
May	5	698
June	896	1,213
July	2,383	2,053
August	3,122	2,623
September	3,122	3,014
October	4,751	3,718
November	5,374	4,305
December	5,845	4,996
January	6,012	5,352
February	6,528	6,190
March	6,654	7,153
April	8,867	8,745
May	8,867	8,745
June	8,867	8,745

### QUALITY

	Quantity	Base Number	Contract	AT	Region	England
% of FP17s for the same patient ID Re-attending within 3 months - Children	32	1,430	2.2%	10.0%	12.0%	12.3%
% of FP17s for the same patient ID Re-attending within 3 months - Adults	152	1,821	8.3%	15.4%	16.0%	16.7%
% of FP17s for the same patient ID Re-attending between 3 & 9 months - Children	655	1,430	45.8%	51.1%	58.8%	57.6%
% of FP17s for the same patient ID Re-attending between 3 & 9 months - Adults	577	1,821	31.7%	46.4%	51.2%	50.1%
% of FP17s for Band 1 Urgent Courses	36	2,975	1.2%	8.1%	8.0%	9.1%
% of FP17s Relating to Free Repair or Replacements	2	2,975	0.1%	0.7%	0.8%	0.8%
% of FP17s Relating to Continuations	48	2,975	1.6%	0.9%	1.2%	1.2%
% of Patients satisfied with the dentistry they have received	0	0	N/A	92.1%	92.7%	92.8%
% of Patients satisfied with the time they had to wait for an appointment	0	0	N/A	90.3%	89.1%	88.7%

\* This is based on patients treated on this contract for their most recent course of treatment. Figures in italics indicate the base number of FP17s or Patient Questionnaire responses are less than 100. N/A is shown where the base number of responses is less than 10 during the period. % is calculated as Quantity/Base number\*100

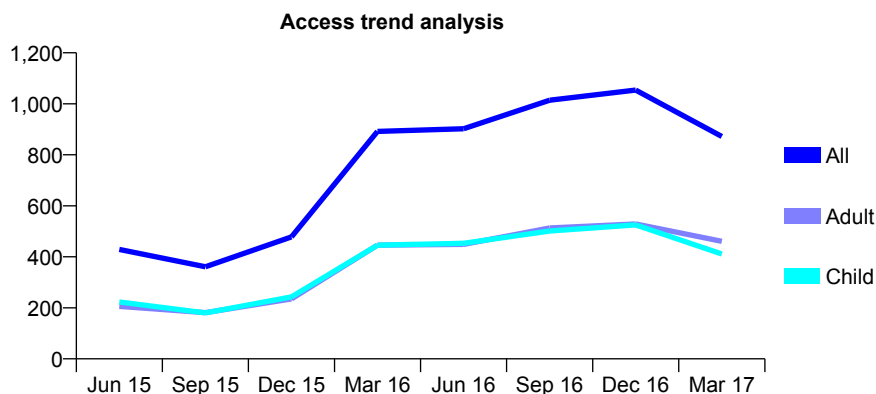
## Q54 - Vital Signs At a Glance Contract Report for 854115/0009 - Year end March 2017

Name or company name	MISS N DHALIWAL
Contract type name	PDS Plus Contract
Purpose of contract	General
Contract start date	01/05/2012
Contract end date	30/04/2017

16/17 Contracted general activity (UDA)	2,000
Carry forward general activity (UDA)	62
16/17 Contracted orthodontic activity (UOA)	0
Carry forward orthodontic activity (UOA)	0
Baseline contract value	£23,610.98

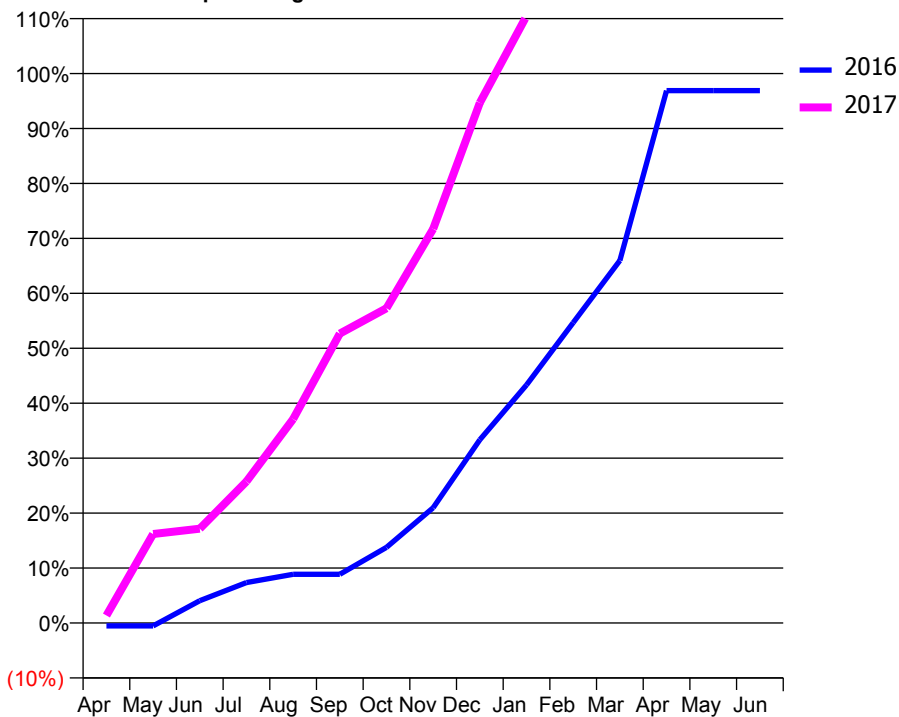
### ACCESS\*

Patients seen in 24 months	Total	Change since previous quarter
Quarter ending March 2016	892	
Quarter ending June 2016	902	→
Quarter ending September 2016	1,014	↑
Quarter ending December 2016	1,054	↑
Quarter ending March 2017	872	↓
<b>Variance since March 2016</b>	<b>(2.2%)</b>	<b>↓</b>



### ACTIVITY

Cumulative percentage of contracted UDA delivered 2016 & 2017



Month	Adjusted Scheduled Activity (UDA)	
	2016	2017
April	-11	27
May	-11	324
June	81	343
July	147	515
August	178	742
September	178	1,054
October	276	1,146
November	420	1,435
December	667	1,894
January	866	2,209
February	1,093	2,211
March	1,320	2,207
April	1,938	2,211
May	1,938	2,211
June	1,938	2,211

### QUALITY

	Quantity	Base Number	Contract	AT	Region	England
% of FP17s for the same patient ID Re-attending within 3 months - Children	4	601	0.7%	10.0%	12.0%	12.3%
% of FP17s for the same patient ID Re-attending within 3 months - Adults	20	511	3.9%	15.4%	16.0%	16.7%
% of FP17s for the same patient ID Re-attending between 3 & 9 months - Children	146	601	24.3%	51.1%	58.8%	57.6%
% of FP17s for the same patient ID Re-attending between 3 & 9 months - Adults	80	511	15.7%	46.4%	51.2%	50.1%
% of FP17s for Band 1 Urgent Courses	3	887	0.3%	8.1%	8.0%	9.1%
% of FP17s Relating to Free Repair or Replacements	0	887	0.0%	0.7%	0.8%	0.8%
% of FP17s Relating to Continuations	7	887	0.8%	0.9%	1.2%	1.2%
% of Patients satisfied with the dentistry they have received	2	2	N/A	92.1%	92.7%	92.8%
% of Patients satisfied with the time they had to wait for an appointment	2	2	N/A	90.3%	89.1%	88.7%

\* This is based on patients treated on this contract for their most recent course of treatment. Figures in italics indicate the base number of FP17s or Patient Questionnaire responses are less than 100. N/A is shown where the base number of responses is less than 10 during the period. % is calculated as Quantity/Base number\*100

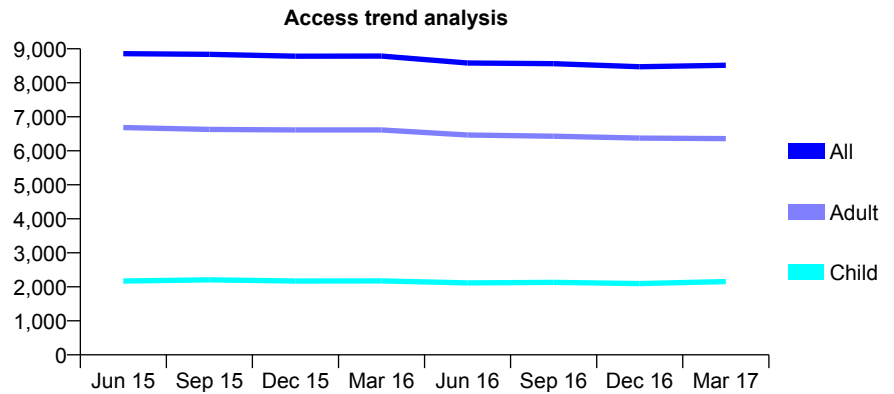
## Q54 - Vital Signs At a Glance Contract Report for 854255/0001 - Year end March 2017

Name or company name	MR M DHANDA
Contract type name	GDS Contract
Purpose of contract	General
Contract start date	01/04/2006
Contract end date	

16/17 Contracted general activity (UDA)	22,559
Carry forward general activity (UDA)	522
16/17 Contracted orthodontic activity (UOA)	0
Carry forward orthodontic activity (UOA)	0
Baseline contract value	£533,385.63

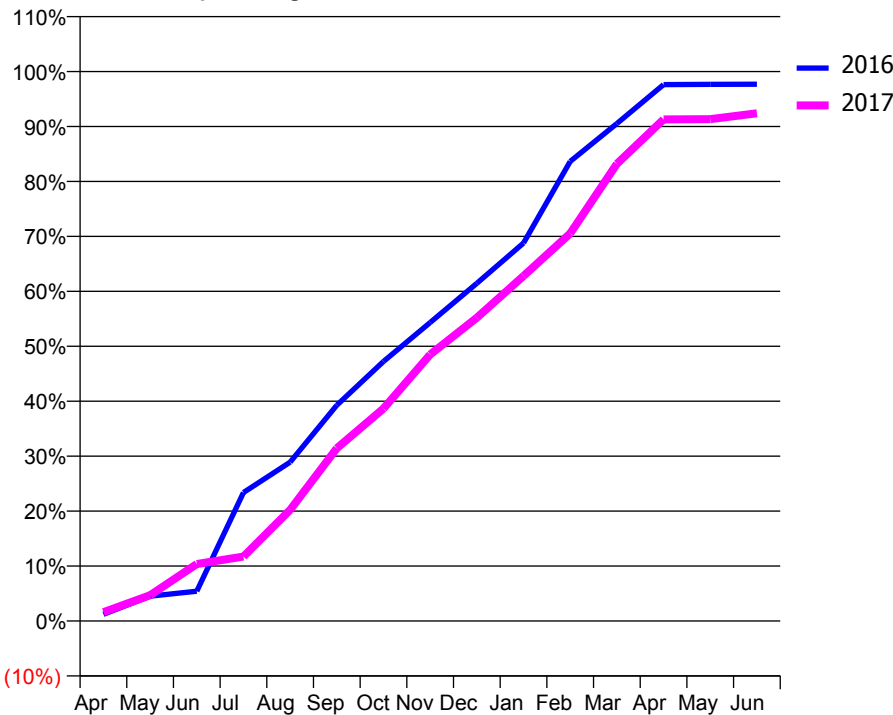
### ACCESS\*

Patients seen in 24 months	Total	Change since previous quarter
Quarter ending March 2016	8,786	
Quarter ending June 2016	8,581	↓
Quarter ending September 2016	8,561	→
Quarter ending December 2016	8,472	↓
Quarter ending March 2017	8,514	→
<b>Variance since March 2016</b>	<b>(3.1%)</b>	<b>↓</b>



### ACTIVITY

Cumulative percentage of contracted UDA delivered 2016 & 2017



Month	Adjusted Scheduled Activity (UDA)	
	2016	2017
April	277	362
May	1,022	1,057
June	1,221	2,342
July	5,275	2,649
August	6,522	4,564
September	8,861	7,090
October	10,654	8,726
November	12,256	10,940
December	13,866	12,454
January	15,519	14,166
February	18,865	15,909
March	20,424	18,768
April	22,022	20,592
May	22,034	20,602
June	22,037	20,842

### QUALITY

	Quantity	Base Number	Contract	AT	Region	England
% of FP17s for the same patient ID Re-attending within 3 months - Children	144	2,685	5.4%	10.0%	12.0%	12.3%
% of FP17s for the same patient ID Re-attending within 3 months - Adults	695	7,043	9.9%	15.4%	16.0%	16.7%
% of FP17s for the same patient ID Re-attending between 3 & 9 months - Children	1,303	2,685	48.5%	51.1%	58.8%	57.6%
% of FP17s for the same patient ID Re-attending between 3 & 9 months - Adults	3,309	7,043	47.0%	46.4%	51.2%	50.1%
% of FP17s for Band 1 Urgent Courses	508	9,095	5.6%	8.1%	8.0%	9.1%
% of FP17s Relating to Free Repair or Replacements	66	9,095	0.7%	0.7%	0.8%	0.8%
% of FP17s Relating to Continuations	58	9,095	0.6%	0.9%	1.2%	1.2%
% of Patients satisfied with the dentistry they have received	6	7	N/A	92.1%	92.7%	92.8%
% of Patients satisfied with the time they had to wait for an appointment	6	7	N/A	90.3%	89.1%	88.7%

\* This is based on patients treated on this contract for their most recent course of treatment. Figures in italics indicate the base number of FP17s or Patient Questionnaire responses are less than 100. N/A is shown where the base number of responses is less than 10 during the period. % is calculated as Quantity/Base number\*100

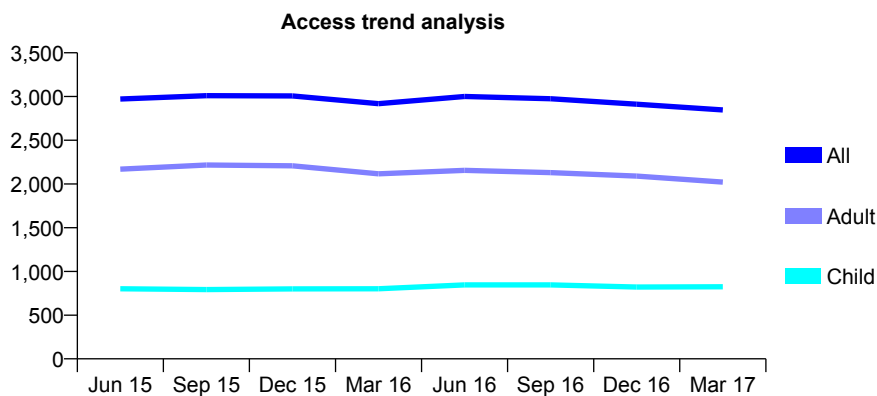
## Q54 - Vital Signs At a Glance Contract Report for 857866/0002 - Year end March 2017

Name or company name	MR LG THOTA
Contract type name	GDS Contract
Purpose of contract	General
Contract start date	01/09/2006
Contract end date	

16/17 Contracted general activity (UDA)	16,000
Carry forward general activity (UDA)	0
16/17 Contracted orthodontic activity (UOA)	0
Carry forward orthodontic activity (UOA)	0
Baseline contract value	£324,128.57

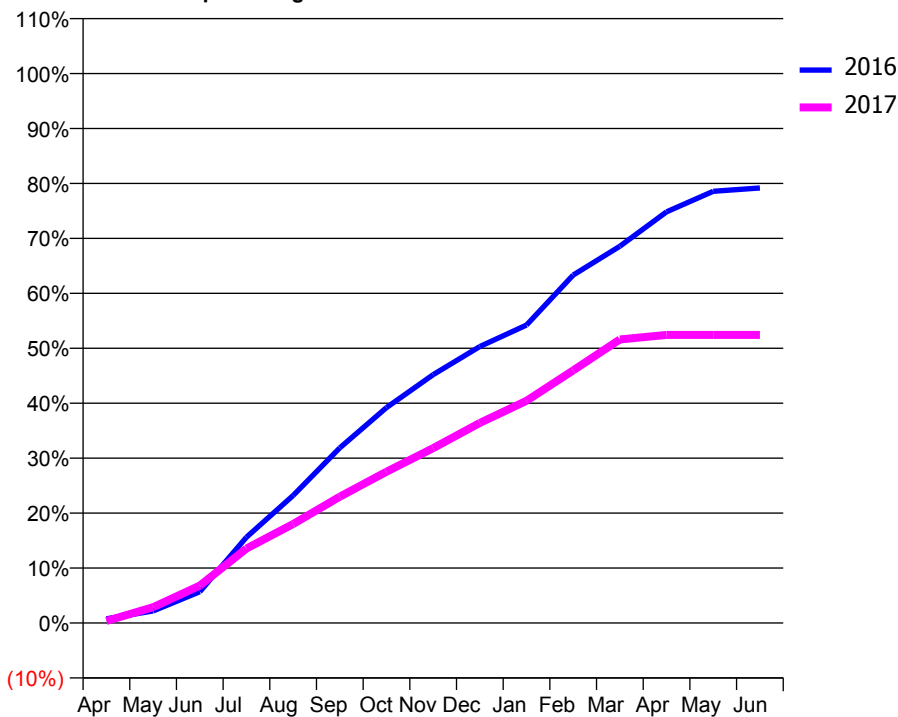
### ACCESS\*

Patients seen in 24 months	Total	Change since previous quarter
Quarter ending March 2016	2,918	
Quarter ending June 2016	3,000	↑
Quarter ending September 2016	2,974	→
Quarter ending December 2016	2,912	↓
Quarter ending March 2017	2,846	↓
<b>Variance since March 2016</b>	<b>(2.5%)</b>	<b>↓</b>



### ACTIVITY

Cumulative percentage of contracted UDA delivered 2016 & 2017



Month	Adjusted Scheduled Activity (UDA)	
	2016	2017
April	121	62
May	350	462
June	909	1,088
July	2,498	2,170
August	3,715	2,884
September	5,099	3,679
October	6,274	4,405
November	7,232	5,091
December	8,051	5,828
January	8,677	6,469
February	10,133	7,357
March	10,970	8,256
April	11,971	8,387
May	12,569	8,388
June	12,665	8,388

### QUALITY

	Quantity	Base Number	Contract	AT	Region	England
% of FP17s for the same patient ID Re-attending within 3 months - Children	106	1,221	8.7%	10.0%	12.0%	12.3%
% of FP17s for the same patient ID Re-attending within 3 months - Adults	741	3,199	23.2%	15.4%	16.0%	16.7%
% of FP17s for the same patient ID Re-attending between 3 & 9 months - Children	664	1,221	54.4%	51.1%	58.8%	57.6%
% of FP17s for the same patient ID Re-attending between 3 & 9 months - Adults	1,538	3,199	48.1%	46.4%	51.2%	50.1%
% of FP17s for Band 1 Urgent Courses	616	3,909	15.8%	8.1%	8.0%	9.1%
% of FP17s Relating to Free Repair or Replacements	106	3,909	2.7%	0.7%	0.8%	0.8%
% of FP17s Relating to Continuations	59	3,909	1.5%	0.9%	1.2%	1.2%
% of Patients satisfied with the dentistry they have received	4	4	N/A	92.1%	92.7%	92.8%
% of Patients satisfied with the time they had to wait for an appointment	4	4	N/A	90.3%	89.1%	88.7%

\* This is based on patients treated on this contract for their most recent course of treatment. Figures in italics indicate the base number of FP17s or Patient Questionnaire responses are less than 100. N/A is shown where the base number of responses is less than 10 during the period. % is calculated as Quantity/Base number\*100



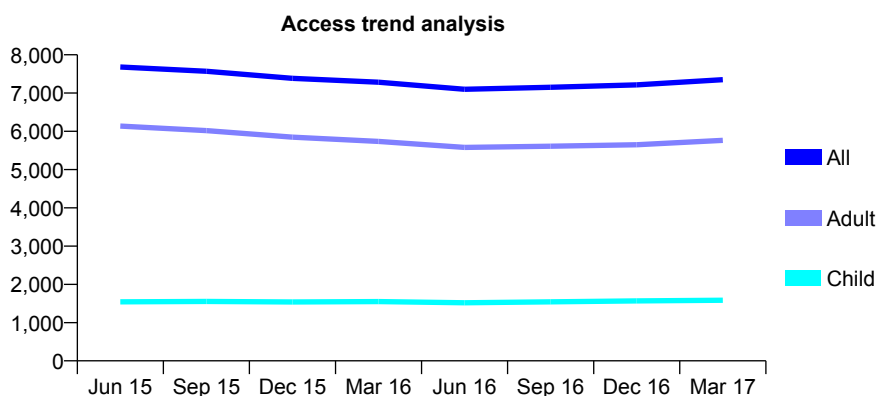
## Q54 - Vital Signs At a Glance Contract Report for 858064/0001 - Year end March 2017

Name or company name	MR JE SWINSCOE
Contract type name	GDS Contract
Purpose of contract	General
Contract start date	01/04/2006
Contract end date	

16/17 Contracted general activity (UDA)	23,507
Carry forward general activity (UDA)	123
16/17 Contracted orthodontic activity (UOA)	0
Carry forward orthodontic activity (UOA)	0
Baseline contract value	£658,304.77

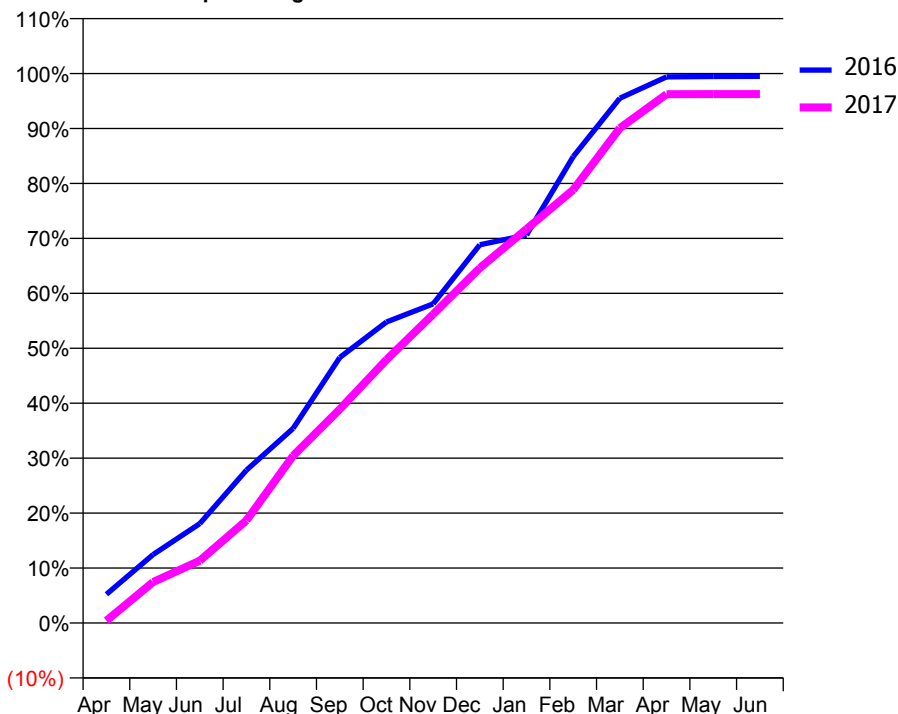
### ACCESS\*

Patients seen in 24 months	Total	Change since previous quarter
Quarter ending March 2016	7,283	
Quarter ending June 2016	7,098	↓
Quarter ending September 2016	7,151	→
Quarter ending December 2016	7,215	→
Quarter ending March 2017	7,349	→
<b>Variance since March 2016</b>	<b>0.9%</b>	<b>→</b>



### ACTIVITY

Cumulative percentage of contracted UDA delivered 2016 & 2017



Month	Adjusted Scheduled Activity (UDA)	
	2016	2017
April	1,229	99
May	2,932	1,752
June	4,254	2,664
July	6,541	4,392
August	8,327	7,155
September	11,363	9,148
October	12,875	11,264
November	13,651	13,210
December	16,179	15,189
January	16,596	16,855
February	19,954	18,532
March	22,450	21,170
April	23,363	22,622
May	23,382	22,628
June	23,384	22,628

### QUALITY

	Quantity	Base Number	Contract	AT	Region	England
% of FP17s for the same patient ID Re-attending within 3 months - Children	138	2,147	6.4%	10.0%	12.0%	12.3%
% of FP17s for the same patient ID Re-attending within 3 months - Adults	825	7,533	11.0%	15.4%	16.0%	16.7%
% of FP17s for the same patient ID Re-attending between 3 & 9 months - Children	1,183	2,147	55.1%	51.1%	58.8%	57.6%
% of FP17s for the same patient ID Re-attending between 3 & 9 months - Adults	4,200	7,533	55.8%	46.4%	51.2%	50.1%
% of FP17s for Band 1 Urgent Courses	549	9,823	5.6%	8.1%	8.0%	9.1%
% of FP17s Relating to Free Repair or Replacements	92	9,823	0.9%	0.7%	0.8%	0.8%
% of FP17s Relating to Continuations	154	9,823	1.6%	0.9%	1.2%	1.2%
% of Patients satisfied with the dentistry they have received	13	15	86.7%	92.1%	92.7%	92.8%
% of Patients satisfied with the time they had to wait for an appointment	14	15	93.3%	90.3%	89.1%	88.7%

\* This is based on patients treated on this contract for their most recent course of treatment. Figures in italics indicate the base number of FP17s or Patient Questionnaire responses are less than 100. N/A is shown where the base number of responses is less than 10 during the period. % is calculated as Quantity/Base number\*100

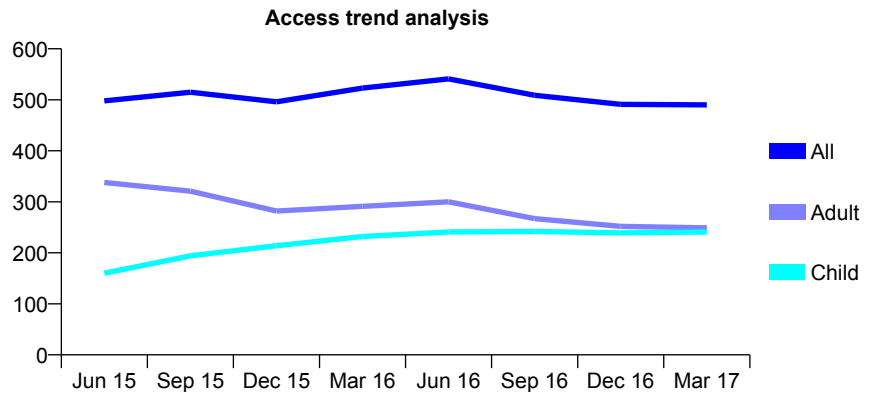
## Q54 - Vital Signs At a Glance Contract Report for 858609/0001 - Year end March 2017

Name or company name	MR KS GILL
Contract type name	GDS Contract
Purpose of contract	General
Contract start date	01/03/2010
Contract end date	

16/17 Contracted general activity (UDA)	2,000
Carry forward general activity (UDA)	30
16/17 Contracted orthodontic activity (UOA)	0
Carry forward orthodontic activity (UOA)	0
Baseline contract value	£46,492.19

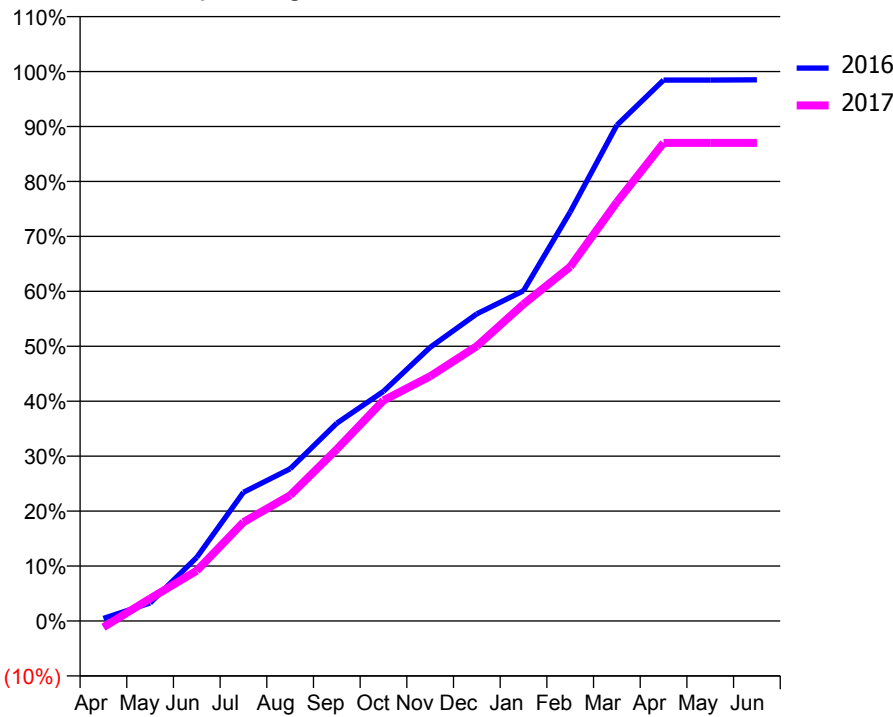
### ACCESS\*

Patients seen in 24 months	Total	Change since previous quarter
Quarter ending March 2016	523	
Quarter ending June 2016	541	↑
Quarter ending September 2016	509	↓
Quarter ending December 2016	491	↓
Quarter ending March 2017	490	→
<b>Variance since March 2016</b>	<b>(6.3%)</b>	<b>↓</b>



### ACTIVITY

Cumulative percentage of contracted UDA delivered 2016 & 2017



Month	Adjusted Scheduled Activity (UDA)	
	2016	2017
April	10	-23
May	66	82
June	232	183
July	468	360
August	554	457
September	720	625
October	836	803
November	996	891
December	1,118	1,000
January	1,202	1,153
February	1,489	1,289
March	1,805	1,525
April	1,969	1,740
May	1,969	1,740
June	1,970	1,740

### QUALITY

	Quantity	Base Number	Contract	AT	Region	England
% of FP17s for the same patient ID Re-attending within 3 months - Children	12	385	3.1%	10.0%	12.0%	12.3%
% of FP17s for the same patient ID Re-attending within 3 months - Adults	36	372	9.7%	15.4%	16.0%	16.7%
% of FP17s for the same patient ID Re-attending between 3 & 9 months - Children	233	385	60.5%	51.1%	58.8%	57.6%
% of FP17s for the same patient ID Re-attending between 3 & 9 months - Adults	87	372	23.4%	46.4%	51.2%	50.1%
% of FP17s for Band 1 Urgent Courses	47	791	5.9%	8.1%	8.0%	9.1%
% of FP17s Relating to Free Repair or Replacements	0	791	0.0%	0.7%	0.8%	0.8%
% of FP17s Relating to Continuations	2	791	0.3%	0.9%	1.2%	1.2%
% of Patients satisfied with the dentistry they have received	0	0	N/A	92.1%	92.7%	92.8%
% of Patients satisfied with the time they had to wait for an appointment	0	0	N/A	90.3%	89.1%	88.7%

\* This is based on patients treated on this contract for their most recent course of treatment. Figures in italics indicate the base number of FP17s or Patient Questionnaire responses are less than 100. N/A is shown where the base number of responses is less than 10 during the period. % is calculated as Quantity/Base number\*100

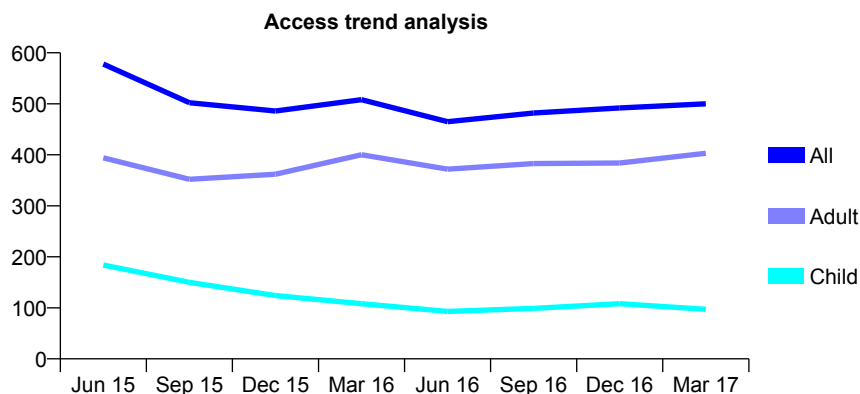
## Q54 - Vital Signs At a Glance Contract Report for 858609/0003 - Year end March 2017

Name or company name	MR KS GILL
Contract type name	PDS Plus Contract
Purpose of contract	General
Contract start date	01/05/2012
Contract end date	30/04/2017

16/17 Contracted general activity (UDA)	2,000
Carry forward general activity (UDA)	17
16/17 Contracted orthodontic activity (UOA)	0
Carry forward orthodontic activity (UOA)	0
Baseline contract value	£24,686.55

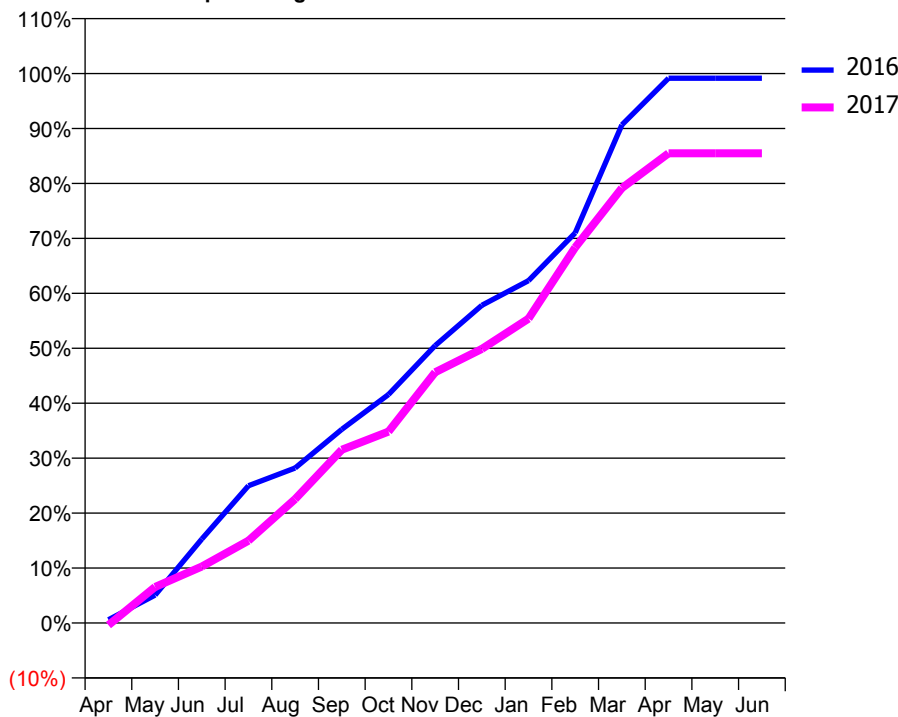
### ACCESS\*

Patients seen in 24 months	Total	Change since previous quarter
Quarter ending March 2016	508	
Quarter ending June 2016	465	↓
Quarter ending September 2016	482	↑
Quarter ending December 2016	492	↑
Quarter ending March 2017	500	→
<b>Variance since March 2016</b>	<b>(1.6%)</b>	<b>↓</b>



### ACTIVITY

Cumulative percentage of contracted UDA delivered 2016 & 2017



Adjusted Scheduled Activity (UDA)

Month	2016	2017
April	12	-8
May	102	131
June	305	206
July	500	300
August	564	451
September	705	631
October	831	697
November	1,010	913
December	1,156	998
January	1,246	1,108
February	1,420	1,367
March	1,813	1,583
April	1,983	1,710
May	1,983	1,710
June	1,983	1,710

### QUALITY

	Quantity	Base Number	Contract	AT	Region	England
% of FP17s for the same patient ID Re-attending within 3 months - Children	0	122	0.0%	10.0%	12.0%	12.3%
% of FP17s for the same patient ID Re-attending within 3 months - Adults	30	486	6.2%	15.4%	16.0%	16.7%
% of FP17s for the same patient ID Re-attending between 3 & 9 months - Children	11	122	9.0%	51.1%	58.8%	57.6%
% of FP17s for the same patient ID Re-attending between 3 & 9 months - Adults	132	486	27.2%	46.4%	51.2%	50.1%
% of FP17s for Band 1 Urgent Courses	24	620	3.9%	8.1%	8.0%	9.1%
% of FP17s Relating to Free Repair or Replacements	2	620	0.3%	0.7%	0.8%	0.8%
% of FP17s Relating to Continuations	0	620	0.0%	0.9%	1.2%	1.2%
% of Patients satisfied with the dentistry they have received	1	2	N/A	92.1%	92.7%	92.8%
% of Patients satisfied with the time they had to wait for an appointment	1	2	N/A	90.3%	89.1%	88.7%

\* This is based on patients treated on this contract for their most recent course of treatment. Figures in italics indicate the base number of FP17s or Patient Questionnaire responses are less than 100. N/A is shown where the base number of responses is less than 10 during the period. % is calculated as Quantity/Base number\*100

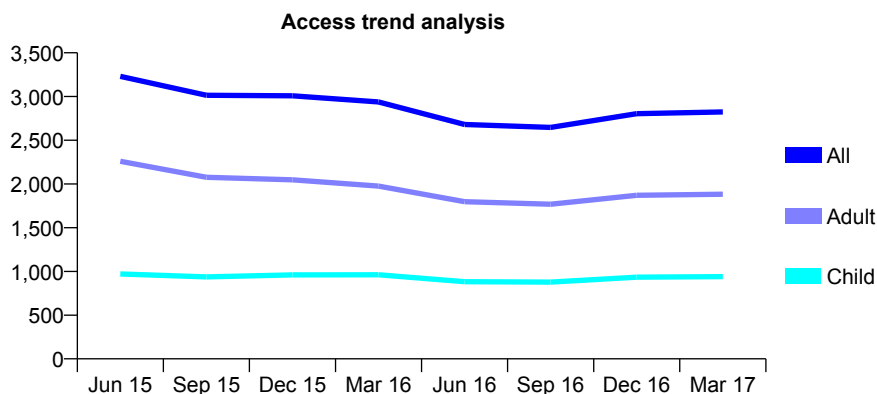
## Q54 - Vital Signs At a Glance Contract Report for 859389/0001 - Year end March 2017

Name or company name	MR A KHALIL
Contract type name	GDS Contract
Purpose of contract	General
Contract start date	01/04/2006
Contract end date	

16/17 Contracted general activity (UDA)	11,766
Carry forward general activity (UDA)	-188
16/17 Contracted orthodontic activity (UOA)	0
Carry forward orthodontic activity (UOA)	0
Baseline contract value	£292,757.33

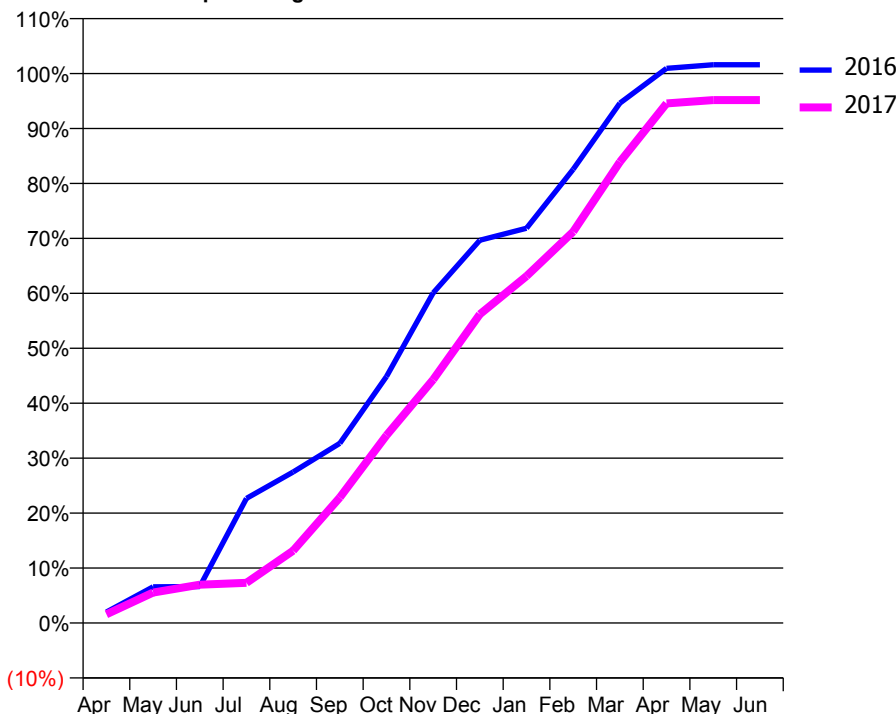
### ACCESS\*

Patients seen in 24 months	Total	Change since previous quarter
Quarter ending March 2016	2,938	
Quarter ending June 2016	2,680	↓
Quarter ending September 2016	2,646	↓
Quarter ending December 2016	2,804	↑
Quarter ending March 2017	2,823	→
<b>Variance since March 2016</b>	<b>(3.9%)</b>	<b>↓</b>



### ACTIVITY

Cumulative percentage of contracted UDA delivered 2016 & 2017



Month	Adjusted Scheduled Activity (UDA)	
	2016	2017
April	235	188
May	777	652
June	780	821
July	2,668	861
August	3,233	1,548
September	3,847	2,687
October	5,279	4,020
November	7,069	5,211
December	8,195	6,612
January	8,454	7,427
February	9,714	8,378
March	11,130	9,873
April	11,877	11,125
May	11,954	11,196
June	11,954	11,196

### QUALITY

	Quantity	Base Number	Contract	AT	Region	England
% of FP17s for the same patient ID Re-attending within 3 months - Children	45	911	4.9%	10.0%	12.0%	12.3%
% of FP17s for the same patient ID Re-attending within 3 months - Adults	193	1,897	10.2%	15.4%	16.0%	16.7%
% of FP17s for the same patient ID Re-attending between 3 & 9 months - Children	200	911	22.0%	51.1%	58.8%	57.6%
% of FP17s for the same patient ID Re-attending between 3 & 9 months - Adults	524	1,897	27.6%	46.4%	51.2%	50.1%
% of FP17s for Band 1 Urgent Courses	255	2,904	8.8%	8.1%	8.0%	9.1%
% of FP17s Relating to Free Repair or Replacements	8	2,904	0.3%	0.7%	0.8%	0.8%
% of FP17s Relating to Continuations	2	2,904	0.1%	0.9%	1.2%	1.2%
% of Patients satisfied with the dentistry they have received	4	5	N/A	92.1%	92.7%	92.8%
% of Patients satisfied with the time they had to wait for an appointment	4	5	N/A	90.3%	89.1%	88.7%

\* This is based on patients treated on this contract for their most recent course of treatment. Figures in italics indicate the base number of FP17s or Patient Questionnaire responses are less than 100. N/A is shown where the base number of responses is less than 10 during the period. % is calculated as Quantity/Base number\*100

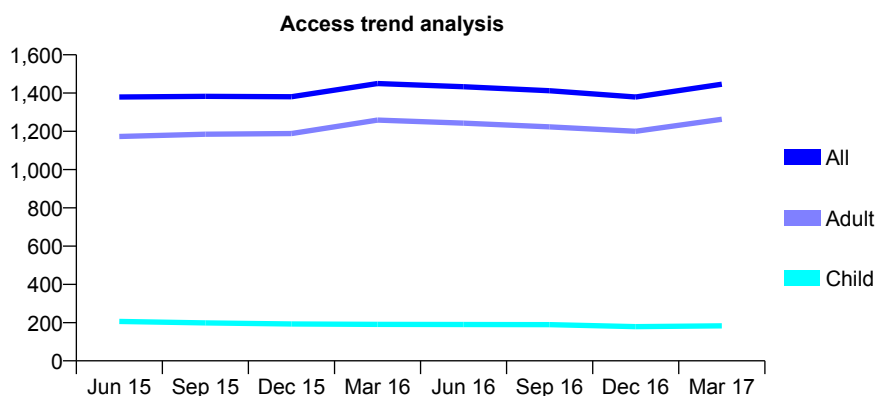
## Q54 - Vital Signs At a Glance Contract Report for 901245/0001 - Year end March 2017

Name or company name	MR DG HENDERSON
Contract type name	GDS Contract
Purpose of contract	General and Orthodontic
Contract start date	01/04/2006
Contract end date	

16/17 Contracted general activity (UDA)	3,830
Carry forward general activity (UDA)	13
16/17 Contracted orthodontic activity (UOA)	3
Carry forward orthodontic activity (UOA)	0
Baseline contract value	£98,638.00

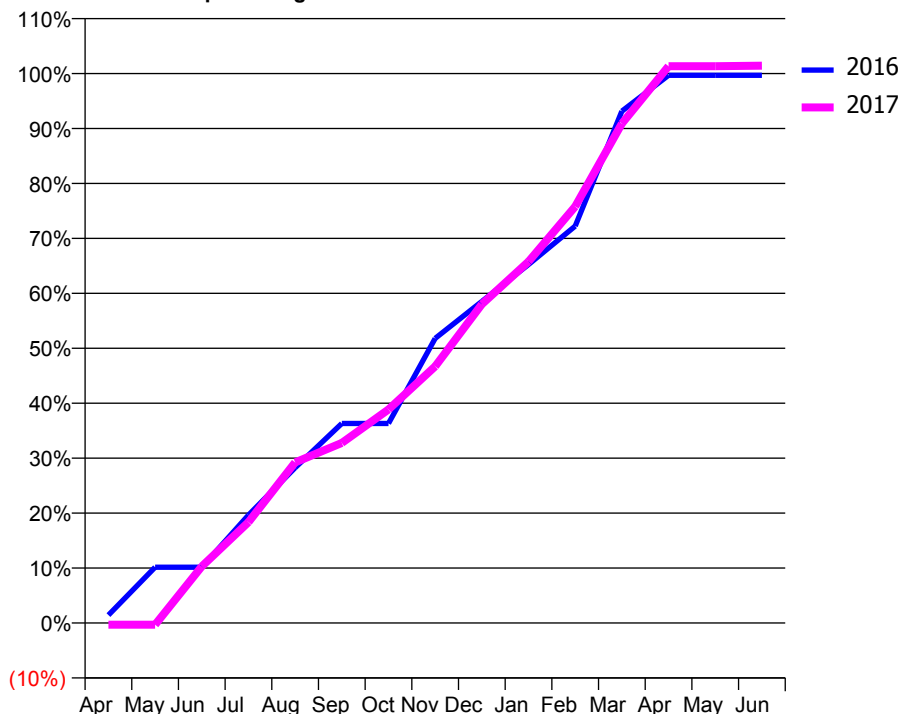
### ACCESS\*

Patients seen in 24 months	Total	Change since previous quarter
Quarter ending March 2016	1,450	
Quarter ending June 2016	1,433	↓
Quarter ending September 2016	1,412	↓
Quarter ending December 2016	1,379	↓
Quarter ending March 2017	1,446	↑
<b>Variance since March 2016</b>	<b>(0.3%)</b>	→



### ACTIVITY

Cumulative percentage of contracted UDA delivered 2016 & 2017



Month	Adjusted Scheduled Activity (UDA)	
	2016	2017
April	55	-13
May	389	-13
June	389	395
July	752	703
August	1,082	1,120
September	1,391	1,255
October	1,391	1,489
November	1,983	1,789
December	2,241	2,222
January	2,499	2,519
February	2,766	2,903
March	3,568	3,481
April	3,817	3,881
May	3,817	3,881
June	3,817	3,884

### QUALITY

	Quantity	Base Number	Contract	AT	Region	England
% of FP17s for the same patient ID Re-attending within 3 months - Children	21	263	8.0%	10.0%	12.0%	12.3%
% of FP17s for the same patient ID Re-attending within 3 months - Adults	244	1,540	15.8%	15.4%	16.0%	16.7%
% of FP17s for the same patient ID Re-attending between 3 & 9 months - Children	156	263	59.3%	51.1%	58.8%	57.6%
% of FP17s for the same patient ID Re-attending between 3 & 9 months - Adults	661	1,540	42.9%	46.4%	51.2%	50.1%
% of FP17s for Band 1 Urgent Courses	177	1,868	9.5%	8.1%	8.0%	9.1%
% of FP17s Relating to Free Repair or Replacements	11	1,868	0.6%	0.7%	0.8%	0.8%
% of FP17s Relating to Continuations	2	1,868	0.1%	0.9%	1.2%	1.2%
% of Patients satisfied with the dentistry they have received	0	0	N/A	92.1%	92.7%	92.8%
% of Patients satisfied with the time they had to wait for an appointment	0	0	N/A	90.3%	89.1%	88.7%

\* This is based on patients treated on this contract for their most recent course of treatment. Figures in italics indicate the base number of FP17s or Patient Questionnaire responses are less than 100. N/A is shown where the base number of responses is less than 10 during the period. % is calculated as Quantity/Base number\*100

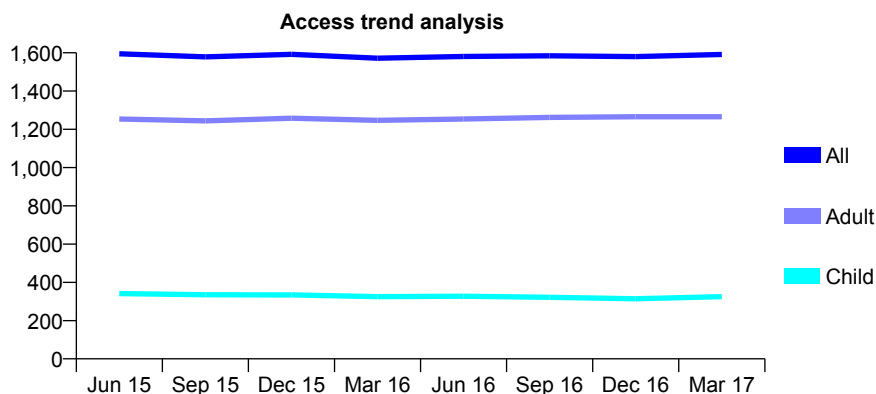
## Q54 - Vital Signs At a Glance Contract Report for 909386/0001 - Year end March 2017

Name or company name	MR AN HARGREAVES
Contract type name	GDS Contract
Purpose of contract	General
Contract start date	01/04/2006
Contract end date	

16/17 Contracted general activity (UDA)	4,635
Carry forward general activity (UDA)	0
16/17 Contracted orthodontic activity (UOA)	0
Carry forward orthodontic activity (UOA)	0
Baseline contract value	£131,960.42

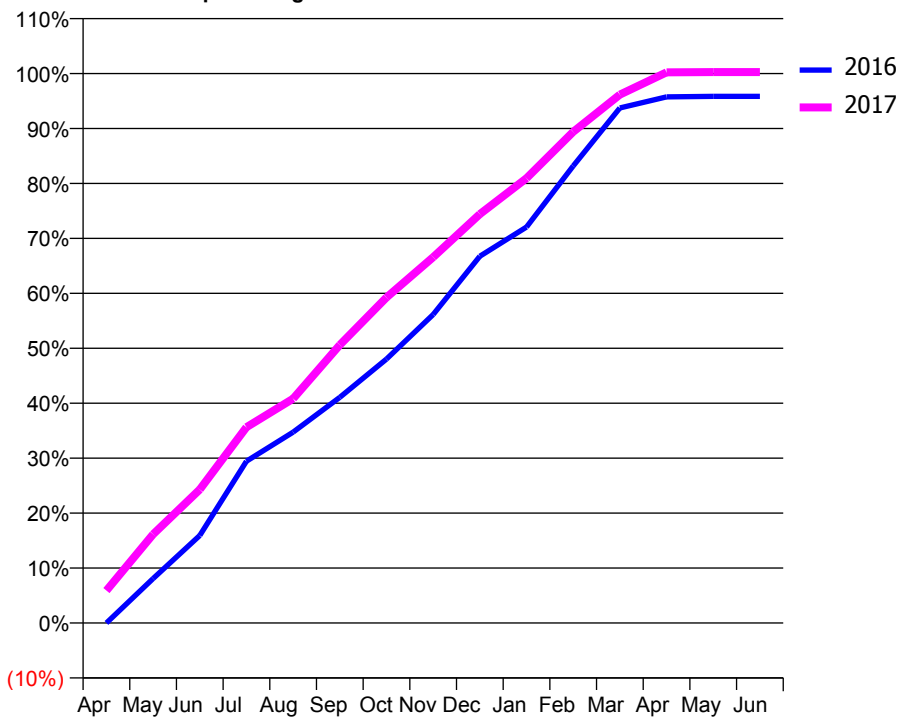
### ACCESS\*

Patients seen in 24 months	Total	Change since previous quarter
Quarter ending March 2016	1,572	
Quarter ending June 2016	1,581	→
Quarter ending September 2016	1,584	→
Quarter ending December 2016	1,580	→
Quarter ending March 2017	1,591	→
<b>Variance since March 2016</b>	<b>1.2%</b>	<b>→</b>



### ACTIVITY

Cumulative percentage of contracted UDA delivered 2016 & 2017



Adjusted Scheduled Activity (UDA)

Month	2016	2017
April	-1	274
May	375	748
June	738	1,127
July	1,364	1,652
August	1,610	1,892
September	1,903	2,345
October	2,227	2,746
November	2,602	3,086
December	3,094	3,449
January	3,340	3,752
February	3,855	4,143
March	4,345	4,456
April	4,438	4,645
May	4,442	4,647
June	4,442	4,647

### QUALITY

	Quantity	Base Number	Contract	AT	Region	England
% of FP17s for the same patient ID Re-attending within 3 months - Children	15	522	2.9%	10.0%	12.0%	12.3%
% of FP17s for the same patient ID Re-attending within 3 months - Adults	95	1,806	5.3%	15.4%	16.0%	16.7%
% of FP17s for the same patient ID Re-attending between 3 & 9 months - Children	386	522	73.9%	51.1%	58.8%	57.6%
% of FP17s for the same patient ID Re-attending between 3 & 9 months - Adults	1,253	1,806	69.4%	46.4%	51.2%	50.1%
% of FP17s for Band 1 Urgent Courses	65	2,368	2.7%	8.1%	8.0%	9.1%
% of FP17s Relating to Free Repair or Replacements	1	2,368	0.0%	0.7%	0.8%	0.8%
% of FP17s Relating to Continuations	9	2,368	0.4%	0.9%	1.2%	1.2%
% of Patients satisfied with the dentistry they have received	0	0	N/A	92.1%	92.7%	92.8%
% of Patients satisfied with the time they had to wait for an appointment	0	0	N/A	90.3%	89.1%	88.7%

\* This is based on patients treated on this contract for their most recent course of treatment. Figures in italics indicate the base number of FP17s or Patient Questionnaire responses are less than 100. N/A is shown where the base number of responses is less than 10 during the period. % is calculated as Quantity/Base number\*100

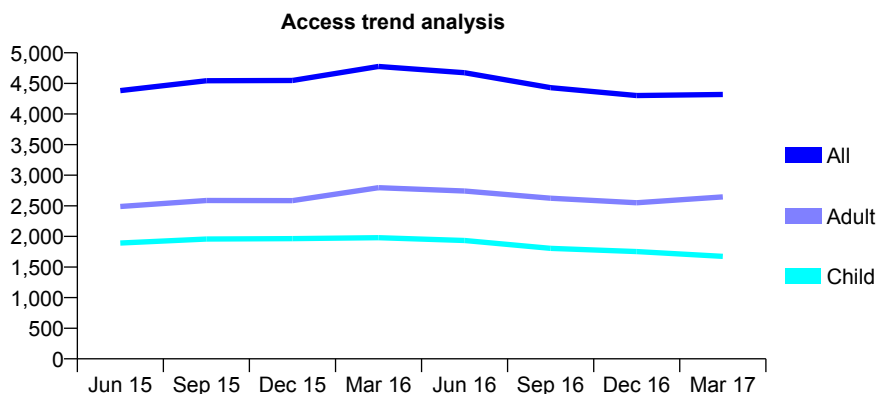
## Q54 - Vital Signs At a Glance Contract Report for 913286/0002 - Year end March 2017

Name or company name	MR GE FICKERT
Contract type name	GDS Contract
Purpose of contract	General
Contract start date	01/04/2006
Contract end date	

16/17 Contracted general activity (UDA)	14,799
Carry forward general activity (UDA)	-71
16/17 Contracted orthodontic activity (UOA)	0
Carry forward orthodontic activity (UOA)	0
Baseline contract value	£361,703.67

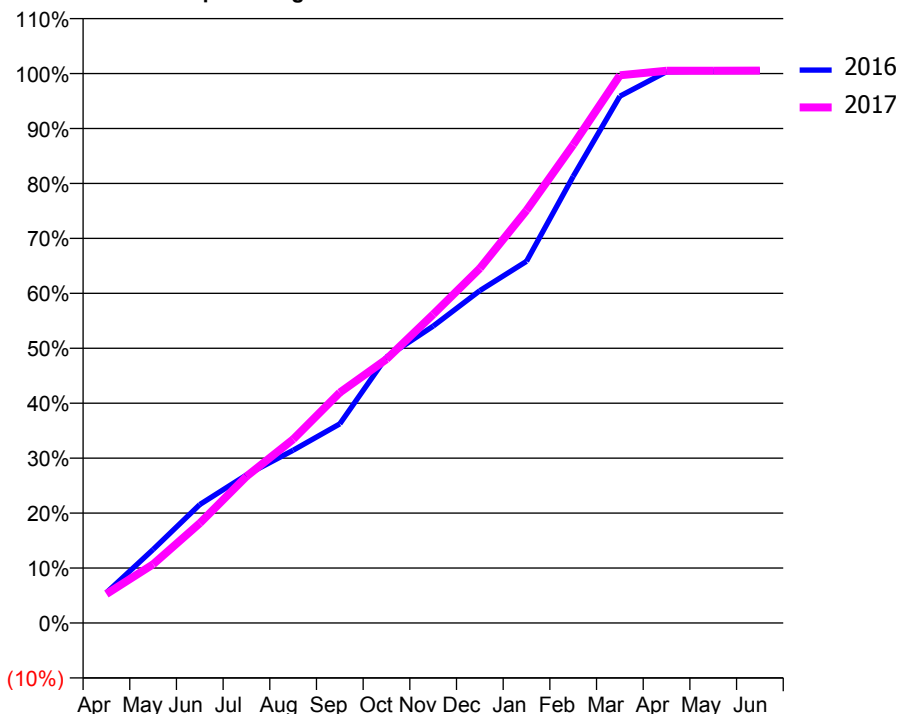
### ACCESS\*

Patients seen in 24 months	Total	Change since previous quarter
Quarter ending March 2016	4,776	
Quarter ending June 2016	4,674	↓
Quarter ending September 2016	4,430	↓
Quarter ending December 2016	4,302	↓
Quarter ending March 2017	4,319	→
<b>Variance since March 2016</b>	<b>(9.6%)</b>	<b>↓</b>



### ACTIVITY

Cumulative percentage of contracted UDA delivered 2016 & 2017



Month	Adjusted Scheduled Activity (UDA)	
	2016	2017
April	816	782
May	1,982	1,581
June	3,191	2,690
July	3,987	3,947
August	4,653	4,948
September	5,364	6,209
October	7,163	7,105
November	7,994	8,311
December	8,951	9,550
January	9,740	11,112
February	12,030	12,881
March	14,188	14,751
April	14,848	14,872
May	14,867	14,873
June	14,870	14,876

### QUALITY

	Quantity	Base Number	Contract	AT	Region	England
% of FP17s for the same patient ID Re-attending within 3 months - Children	140	2,139	6.5%	10.0%	12.0%	12.3%
% of FP17s for the same patient ID Re-attending within 3 months - Adults	487	2,812	17.3%	15.4%	16.0%	16.7%
% of FP17s for the same patient ID Re-attending between 3 & 9 months - Children	1,137	2,139	53.2%	51.1%	58.8%	57.6%
% of FP17s for the same patient ID Re-attending between 3 & 9 months - Adults	952	2,812	33.9%	46.4%	51.2%	50.1%
% of FP17s for Band 1 Urgent Courses	496	4,761	10.4%	8.1%	8.0%	9.1%
% of FP17s Relating to Free Repair or Replacements	10	4,761	0.2%	0.7%	0.8%	0.8%
% of FP17s Relating to Continuations	7	4,761	0.1%	0.9%	1.2%	1.2%
% of Patients satisfied with the dentistry they have received	4	4	N/A	92.1%	92.7%	92.8%
% of Patients satisfied with the time they had to wait for an appointment	4	4	N/A	90.3%	89.1%	88.7%

\* This is based on patients treated on this contract for their most recent course of treatment. Figures in italics indicate the base number of FP17s or Patient Questionnaire responses are less than 100. N/A is shown where the base number of responses is less than 10 during the period. % is calculated as Quantity/Base number\*100



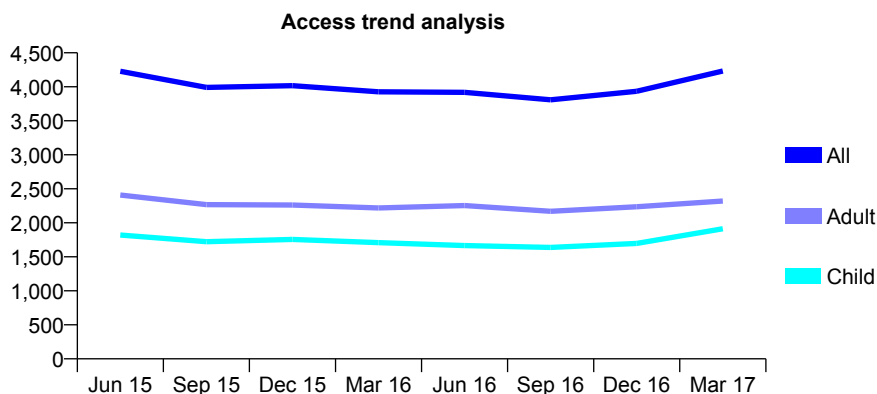
## Q54 - Vital Signs At a Glance Contract Report for 913286/0003 - Year end March 2017

Name or company name	MR GE FICKERT
Contract type name	GDS Contract
Purpose of contract	General
Contract start date	01/04/2006
Contract end date	

16/17 Contracted general activity (UDA)	8,060
Carry forward general activity (UDA)	-118
16/17 Contracted orthodontic activity (UOA)	0
Carry forward orthodontic activity (UOA)	0
Baseline contract value	£197,866.76

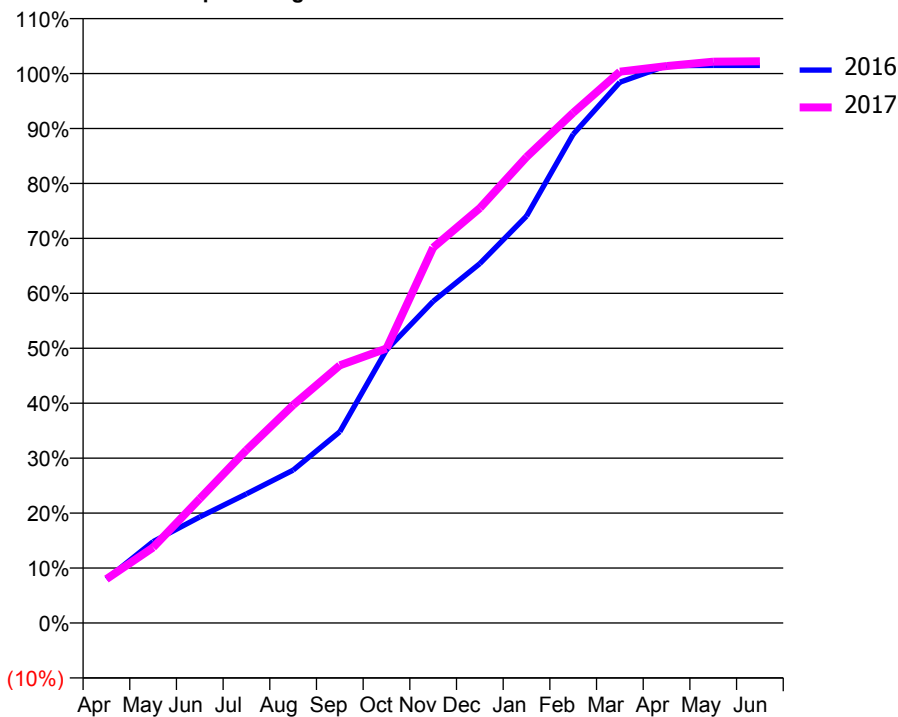
### ACCESS\*

Patients seen in 24 months	Total	Change since previous quarter
Quarter ending March 2016	3,927	
Quarter ending June 2016	3,919	→
Quarter ending September 2016	3,809	↓
Quarter ending December 2016	3,935	↑
Quarter ending March 2017	4,233	↑
<b>Variance since March 2016</b>	<b>7.8%</b>	<b>↑</b>



### ACTIVITY

Cumulative percentage of contracted UDA delivered 2016 & 2017



Month	Adjusted Scheduled Activity (UDA)	
	2016	2017
April	645	644
May	1,194	1,107
June	1,557	1,824
July	1,895	2,537
August	2,242	3,197
September	2,806	3,780
October	4,007	4,027
November	4,719	5,507
December	5,272	6,085
January	5,968	6,836
February	7,169	7,483
March	7,933	8,087
April	8,174	8,168
May	8,178	8,233
June	8,178	8,239

### QUALITY

	Quantity	Base Number	Contract	AT	Region	England
% of FP17s for the same patient ID Re-attending within 3 months - Children	127	2,188	5.8%	10.0%	12.0%	12.3%
% of FP17s for the same patient ID Re-attending within 3 months - Adults	249	2,184	11.4%	15.4%	16.0%	16.7%
% of FP17s for the same patient ID Re-attending between 3 & 9 months - Children	720	2,188	32.9%	51.1%	58.8%	57.6%
% of FP17s for the same patient ID Re-attending between 3 & 9 months - Adults	610	2,184	27.9%	46.4%	51.2%	50.1%
% of FP17s for Band 1 Urgent Courses	372	3,320	11.2%	8.1%	8.0%	9.1%
% of FP17s Relating to Free Repair or Replacements	0	3,320	0.0%	0.7%	0.8%	0.8%
% of FP17s Relating to Continuations	1	3,320	0.0%	0.9%	1.2%	1.2%
% of Patients satisfied with the dentistry they have received	2	2	N/A	92.1%	92.7%	92.8%
% of Patients satisfied with the time they had to wait for an appointment	1	2	N/A	90.3%	89.1%	88.7%

\* This is based on patients treated on this contract for their most recent course of treatment. Figures in italics indicate the base number of FP17s or Patient Questionnaire responses are less than 100. N/A is shown where the base number of responses is less than 10 during the period. % is calculated as Quantity/Base number\*100

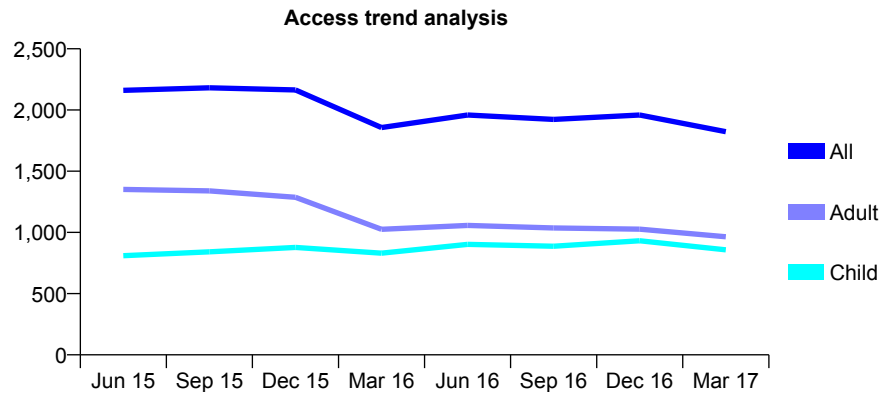
## Q54 - Vital Signs At a Glance Contract Report for 913286/0004 - Year end March 2017

Name or company name	MR GE FICKERT
Contract type name	GDS Contract
Purpose of contract	General
Contract start date	01/04/2006
Contract end date	31/03/2017

16/17 Contracted general activity (UDA)	5,597
Carry forward general activity (UDA)	-87
16/17 Contracted orthodontic activity (UOA)	0
Carry forward orthodontic activity (UOA)	0
Baseline contract value	£173,188.95

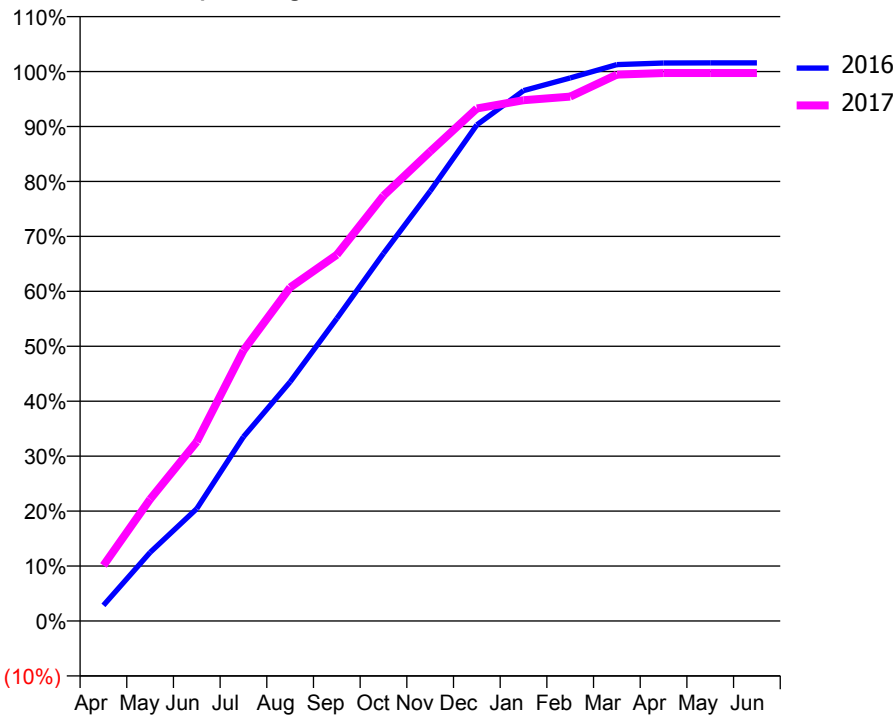
### ACCESS\*

Patients seen in 24 months	Total	Change since previous quarter
Quarter ending March 2016	1,857	
Quarter ending June 2016	1,959	↑
Quarter ending September 2016	1,923	↓
Quarter ending December 2016	1,959	→
Quarter ending March 2017	1,823	↓
<b>Variance since March 2016</b>	<b>(1.8%)</b>	<b>↓</b>



### ACTIVITY

Cumulative percentage of contracted UDA delivered 2016 & 2017



Month	Adjusted Scheduled Activity (UDA)	
	2016	2017
April	160	566
May	699	1,241
June	1,144	1,826
July	1,876	2,756
August	2,436	3,397
September	3,081	3,730
October	3,744	4,331
November	4,378	4,781
December	5,053	5,221
January	5,403	5,305
February	5,532	5,341
March	5,668	5,566
April	5,683	5,582
May	5,684	5,582
June	5,684	5,582

### QUALITY

	Quantity	Base Number	Contract	AT	Region	England
% of FP17s for the same patient ID Re-attending within 3 months - Children	106	1,081	9.8%	10.0%	12.0%	12.3%
% of FP17s for the same patient ID Re-attending within 3 months - Adults	304	1,248	24.4%	15.4%	16.0%	16.7%
% of FP17s for the same patient ID Re-attending between 3 & 9 months - Children	463	1,081	42.8%	51.1%	58.8%	57.6%
% of FP17s for the same patient ID Re-attending between 3 & 9 months - Adults	389	1,248	31.2%	46.4%	51.2%	50.1%
% of FP17s for Band 1 Urgent Courses	435	2,322	18.7%	8.1%	8.0%	9.1%
% of FP17s Relating to Free Repair or Replacements	0	2,322	0.0%	0.7%	0.8%	0.8%
% of FP17s Relating to Continuations	1	2,322	0.0%	0.9%	1.2%	1.2%
% of Patients satisfied with the dentistry they have received	1	1	N/A	92.1%	92.7%	92.8%
% of Patients satisfied with the time they had to wait for an appointment	1	1	N/A	90.3%	89.1%	88.7%

\* This is based on patients treated on this contract for their most recent course of treatment. Figures in italics indicate the base number of FP17s or Patient Questionnaire responses are less than 100. N/A is shown where the base number of responses is less than 10 during the period. % is calculated as Quantity/Base number\*100

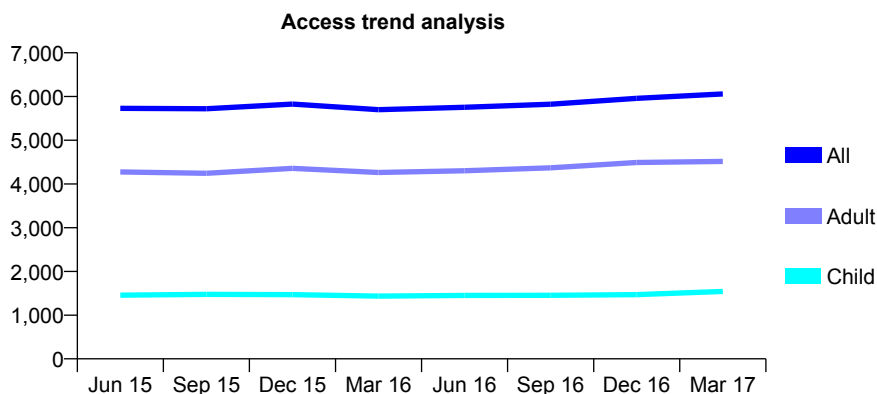
## Q54 - Vital Signs At a Glance Contract Report for 913286/0007 - Year end March 2017

Name or company name	MR GE FICKERT
Contract type name	GDS Contract
Purpose of contract	General
Contract start date	01/04/2009
Contract end date	

16/17 Contracted general activity (UDA)	19,254
Carry forward general activity (UDA)	-60
16/17 Contracted orthodontic activity (UOA)	0
Carry forward orthodontic activity (UOA)	0
Baseline contract value	£478,678.03

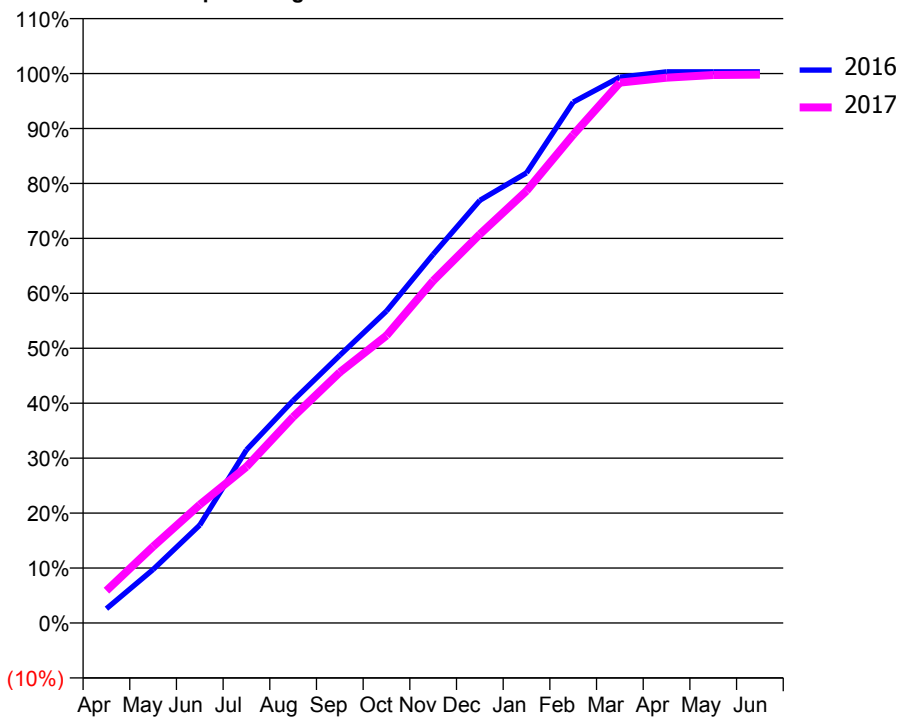
### ACCESS\*

Patients seen in 24 months	Total	Change since previous quarter
Quarter ending March 2016	5,700	
Quarter ending June 2016	5,754	→
Quarter ending September 2016	5,823	→
Quarter ending December 2016	5,959	↑
Quarter ending March 2017	6,059	→
<b>Variance since March 2016</b>	<b>6.3%</b>	<b>↑</b>



### ACTIVITY

Cumulative percentage of contracted UDA delivered 2016 & 2017



Month	Adjusted Scheduled Activity (UDA)	
	2016	2017
April	500	1,133
May	1,878	2,680
June	3,432	4,149
July	6,069	5,472
August	7,794	7,220
September	9,379	8,788
October	10,932	10,070
November	12,917	11,992
December	14,807	13,624
January	15,774	15,141
February	18,253	17,108
March	19,128	18,934
April	19,313	19,109
May	19,313	19,202
June	19,314	19,213

### QUALITY

	Quantity	Base Number	Contract	AT	Region	England
% of FP17s for the same patient ID Re-attending within 3 months - Children	88	2,078	4.2%	10.0%	12.0%	12.3%
% of FP17s for the same patient ID Re-attending within 3 months - Adults	457	5,335	8.6%	15.4%	16.0%	16.7%
% of FP17s for the same patient ID Re-attending between 3 & 9 months - Children	1,215	2,078	58.5%	51.1%	58.8%	57.6%
% of FP17s for the same patient ID Re-attending between 3 & 9 months - Adults	2,366	5,335	44.3%	46.4%	51.2%	50.1%
% of FP17s for Band 1 Urgent Courses	341	7,479	4.6%	8.1%	8.0%	9.1%
% of FP17s Relating to Free Repair or Replacements	21	7,479	0.3%	0.7%	0.8%	0.8%
% of FP17s Relating to Continuations	13	7,479	0.2%	0.9%	1.2%	1.2%
% of Patients satisfied with the dentistry they have received	6	7	N/A	92.1%	92.7%	92.8%
% of Patients satisfied with the time they had to wait for an appointment	7	7	N/A	90.3%	89.1%	88.7%

\* This is based on patients treated on this contract for their most recent course of treatment. Figures in italics indicate the base number of FP17s or Patient Questionnaire responses are less than 100. N/A is shown where the base number of responses is less than 10 during the period. % is calculated as Quantity/Base number\*100

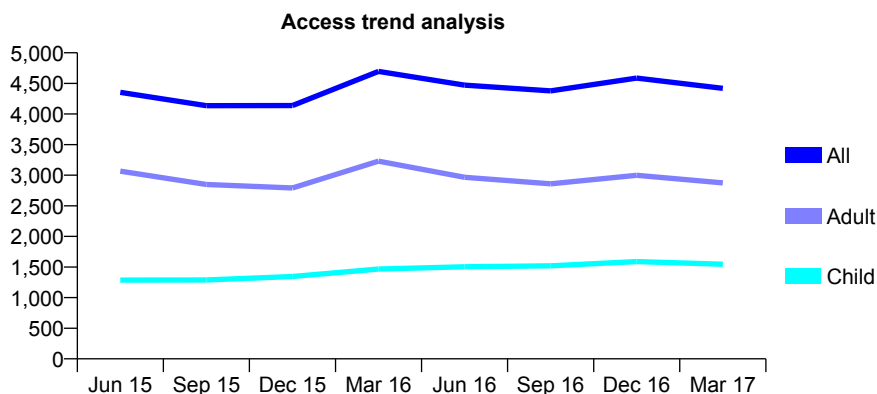
## Q54 - Vital Signs At a Glance Contract Report for 913286/0010 - Year end March 2017

Name or company name	MR GE FICKERT
Contract type name	GDS Contract
Purpose of contract	General
Contract start date	30/04/2013
Contract end date	

16/17 Contracted general activity (UDA)	12,869
Carry forward general activity (UDA)	-257
16/17 Contracted orthodontic activity (UOA)	0
Carry forward orthodontic activity (UOA)	0
Baseline contract value	£329,425.19

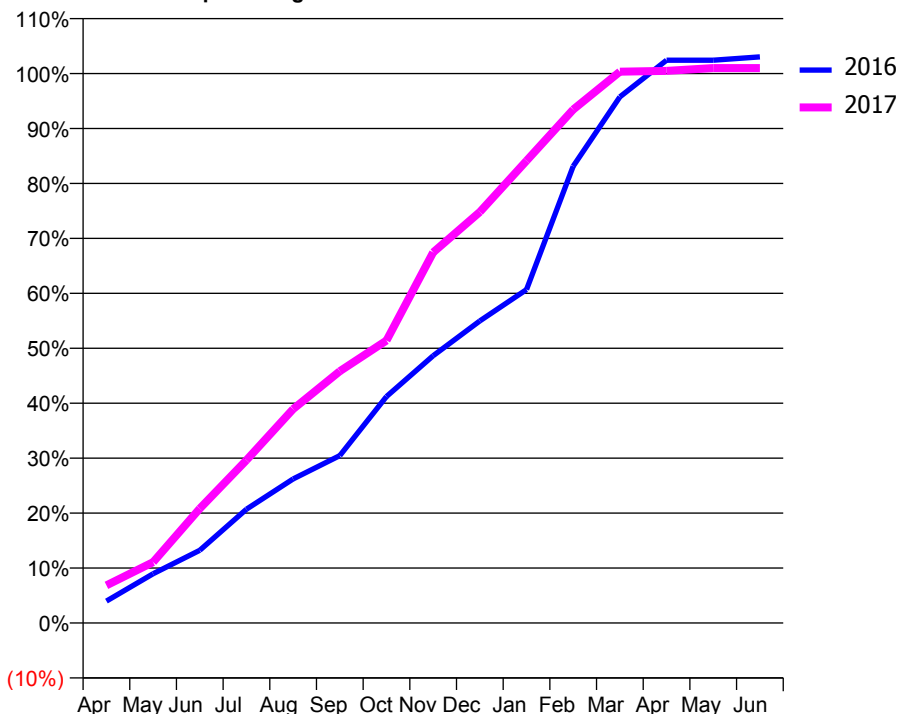
### ACCESS\*

Patients seen in 24 months	Total	Change since previous quarter
Quarter ending March 2016	4,697	
Quarter ending June 2016	4,471	↓
Quarter ending September 2016	4,378	↓
Quarter ending December 2016	4,588	↑
Quarter ending March 2017	4,420	↓
<b>Variance since March 2016</b>	<b>(5.9%)</b>	<b>↓</b>



### ACTIVITY

Cumulative percentage of contracted UDA delivered 2016 & 2017



Adjusted Scheduled Activity (UDA)

Month	2016	2017
April	513	883
May	1,155	1,425
June	1,702	2,681
July	2,666	3,815
August	3,375	5,012
September	3,921	5,899
October	5,305	6,615
November	6,260	8,681
December	7,076	9,626
January	7,808	10,827
February	10,696	12,024
March	12,323	12,912
April	13,181	12,931
May	13,181	12,996
June	13,259	12,996

### QUALITY

	Quantity	Base Number	Contract	AT	Region	England
% of FP17s for the same patient ID Re-attending within 3 months - Children	116	2,022	5.7%	10.0%	12.0%	12.3%
% of FP17s for the same patient ID Re-attending within 3 months - Adults	371	2,950	12.6%	15.4%	16.0%	16.7%
% of FP17s for the same patient ID Re-attending between 3 & 9 months - Children	1,022	2,022	50.5%	51.1%	58.8%	57.6%
% of FP17s for the same patient ID Re-attending between 3 & 9 months - Adults	1,145	2,950	38.8%	46.4%	51.2%	50.1%
% of FP17s for Band 1 Urgent Courses	384	4,656	8.2%	8.1%	8.0%	9.1%
% of FP17s Relating to Free Repair or Replacements	9	4,656	0.2%	0.7%	0.8%	0.8%
% of FP17s Relating to Continuations	1	4,656	0.0%	0.9%	1.2%	1.2%
% of Patients satisfied with the dentistry they have received	3	3	N/A	92.1%	92.7%	92.8%
% of Patients satisfied with the time they had to wait for an appointment	1	3	N/A	90.3%	89.1%	88.7%

\* This is based on patients treated on this contract for their most recent course of treatment. Figures in italics indicate the base number of FP17s or Patient Questionnaire responses are less than 100. N/A is shown where the base number of responses is less than 10 during the period. % is calculated as Quantity/Base number\*100

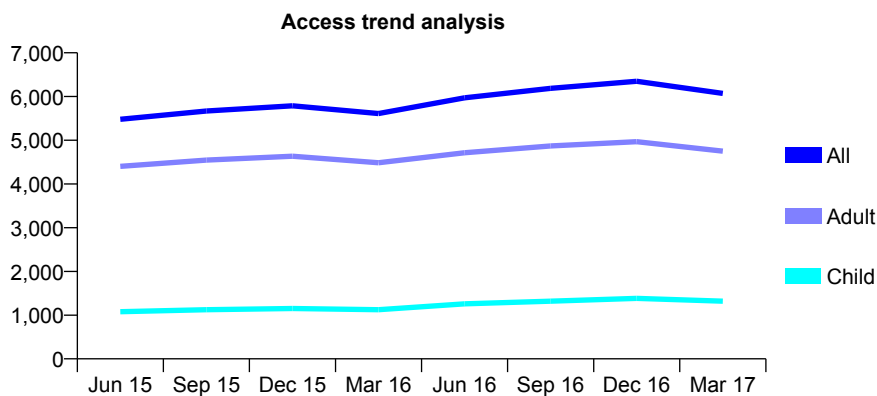
## Q54 - Vital Signs At a Glance Contract Report for 913286/0011 - Year end March 2017

Name or company name	MR GE FICKERT
Contract type name	GDS Contract
Purpose of contract	General
Contract start date	01/07/2013
Contract end date	

16/17 Contracted general activity (UDA)	15,442
Carry forward general activity (UDA)	-309
16/17 Contracted orthodontic activity (UOA)	0
Carry forward orthodontic activity (UOA)	0
Baseline contract value	£340,382.49

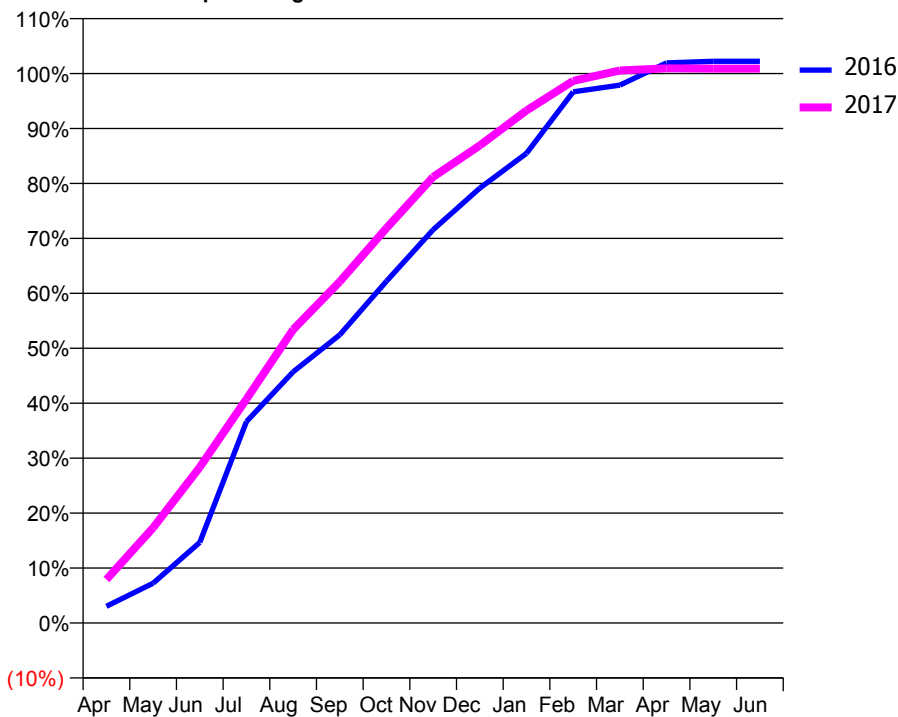
### ACCESS\*

Patients seen in 24 months	Total	Change since previous quarter
Quarter ending March 2016	5,611	
Quarter ending June 2016	5,971	↑
Quarter ending September 2016	6,187	↑
Quarter ending December 2016	6,349	↑
Quarter ending March 2017	6,070	↓
<b>Variance since March 2016</b>	<b>8.2%</b>	<b>↑</b>



### ACTIVITY

Cumulative percentage of contracted UDA delivered 2016 & 2017



Month	Adjusted Scheduled Activity (UDA)	
	2016	2017
April	470	1,223
May	1,118	2,676
June	2,266	4,380
July	5,661	6,293
August	7,058	8,245
September	8,099	9,596
October	9,606	11,097
November	11,054	12,538
December	12,222	13,422
January	13,199	14,405
February	14,928	15,235
March	15,116	15,529
April	15,742	15,588
May	15,785	15,581
June	15,785	15,581

### QUALITY

	Quantity	Base Number	Contract	AT	Region	England
% of FP17s for the same patient ID Re-attending within 3 months - Children	143	1,748	8.2%	10.0%	12.0%	12.3%
% of FP17s for the same patient ID Re-attending within 3 months - Adults	745	4,896	15.2%	15.4%	16.0%	16.7%
% of FP17s for the same patient ID Re-attending between 3 & 9 months - Children	767	1,748	43.9%	51.1%	58.8%	57.6%
% of FP17s for the same patient ID Re-attending between 3 & 9 months - Adults	1,798	4,896	36.7%	46.4%	51.2%	50.1%
% of FP17s for Band 1 Urgent Courses	935	6,343	14.7%	8.1%	8.0%	9.1%
% of FP17s Relating to Free Repair or Replacements	54	6,343	0.9%	0.7%	0.8%	0.8%
% of FP17s Relating to Continuations	5	6,343	0.1%	0.9%	1.2%	1.2%
% of Patients satisfied with the dentistry they have received	10	13	76.9%	92.1%	92.7%	92.8%
% of Patients satisfied with the time they had to wait for an appointment	11	13	84.6%	90.3%	89.1%	88.7%

\* This is based on patients treated on this contract for their most recent course of treatment. Figures in italics indicate the base number of FP17s or Patient Questionnaire responses are less than 100. N/A is shown where the base number of responses is less than 10 during the period. % is calculated as Quantity/Base number\*100

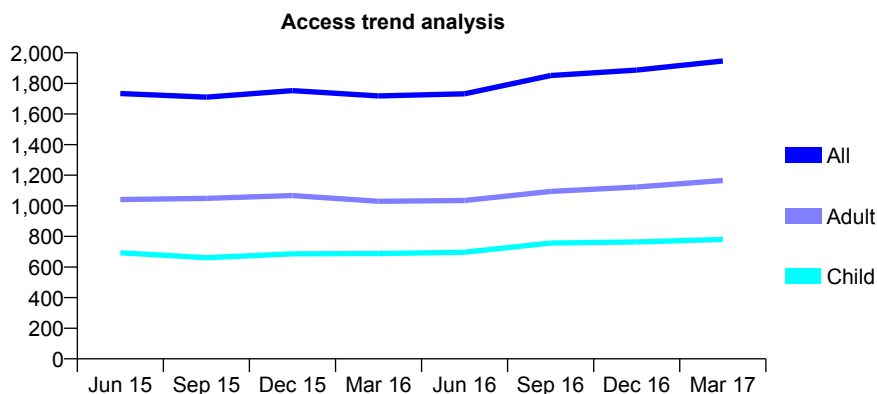
## Q54 - Vital Signs At a Glance Contract Report for 913618/0001 - Year end March 2017

Name or company name	Mere Green Dental Practice
Contract type name	GDS Contract
Purpose of contract	General and Orthodontic
Contract start date	01/04/2006
Contract end date	

16/17 Contracted general activity (UDA)	5,306
Carry forward general activity (UDA)	-45
16/17 Contracted orthodontic activity (UOA)	959
Carry forward orthodontic activity (UOA)	-19
Baseline contract value	£192,603.52

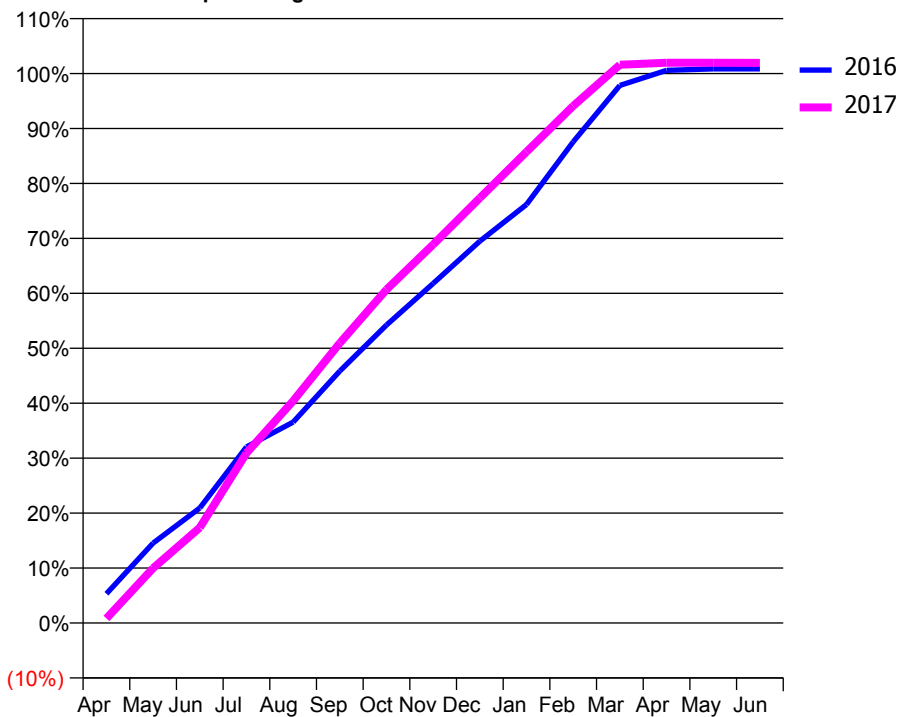
### ACCESS\*

Patients seen in 24 months	Total	Change since previous quarter
Quarter ending March 2016	1,718	
Quarter ending June 2016	1,732	→
Quarter ending September 2016	1,851	↑
Quarter ending December 2016	1,887	→
Quarter ending March 2017	1,946	↑
<b>Variance since March 2016</b>	<b>13.3%</b>	<b>↑</b>



### ACTIVITY

Cumulative percentage of contracted UDA delivered 2016 & 2017



Month	Adjusted Scheduled Activity (UDA)	
	2016	2017
April	283	45
May	771	530
June	1,110	921
July	1,701	1,642
August	1,940	2,145
September	2,433	2,703
October	2,877	3,220
November	3,279	3,655
December	3,687	4,105
January	4,041	4,550
February	4,647	4,992
March	5,190	5,391
April	5,336	5,410
May	5,350	5,410
June	5,351	5,409

### QUALITY

	Quantity	Base Number	Contract	AT	Region	England
% of FP17s for the same patient ID Re-attending within 3 months - Children	148	1,210	12.2%	10.0%	12.0%	12.3%
% of FP17s for the same patient ID Re-attending within 3 months - Adults	163	1,310	12.4%	15.4%	16.0%	16.7%
% of FP17s for the same patient ID Re-attending between 3 & 9 months - Children	490	1,210	40.5%	51.1%	58.8%	57.6%
% of FP17s for the same patient ID Re-attending between 3 & 9 months - Adults	521	1,310	39.8%	46.4%	51.2%	50.1%
% of FP17s for Band 1 Urgent Courses	190	2,322	8.2%	8.1%	8.0%	9.1%
% of FP17s Relating to Free Repair or Replacements	9	2,322	0.4%	0.7%	0.8%	0.8%
% of FP17s Relating to Continuations	13	2,322	0.6%	0.9%	1.2%	1.2%
% of Patients satisfied with the dentistry they have received	2	2	N/A	92.1%	92.7%	92.8%
% of Patients satisfied with the time they had to wait for an appointment	2	2	N/A	90.3%	89.1%	88.7%

\* This is based on patients treated on this contract for their most recent course of treatment. Figures in italics indicate the base number of FP17s or Patient Questionnaire responses are less than 100. N/A is shown where the base number of responses is less than 10 during the period. % is calculated as Quantity/Base number\*100

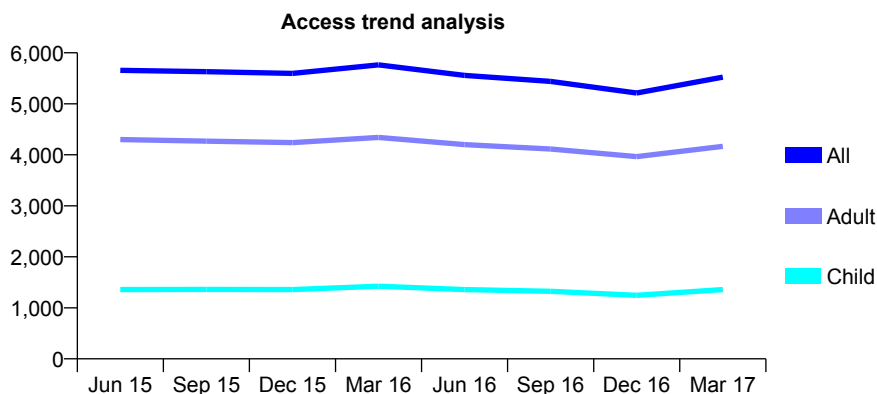
## Q54 - Vital Signs At a Glance Contract Report for 921025/0001 - Year end March 2017

Name or company name	MR S KUMAR
Contract type name	GDS Contract
Purpose of contract	General
Contract start date	06/04/2007
Contract end date	

16/17 Contracted general activity (UDA)	17,992
Carry forward general activity (UDA)	-48
16/17 Contracted orthodontic activity (UOA)	0
Carry forward orthodontic activity (UOA)	0
Baseline contract value	£413,221.87

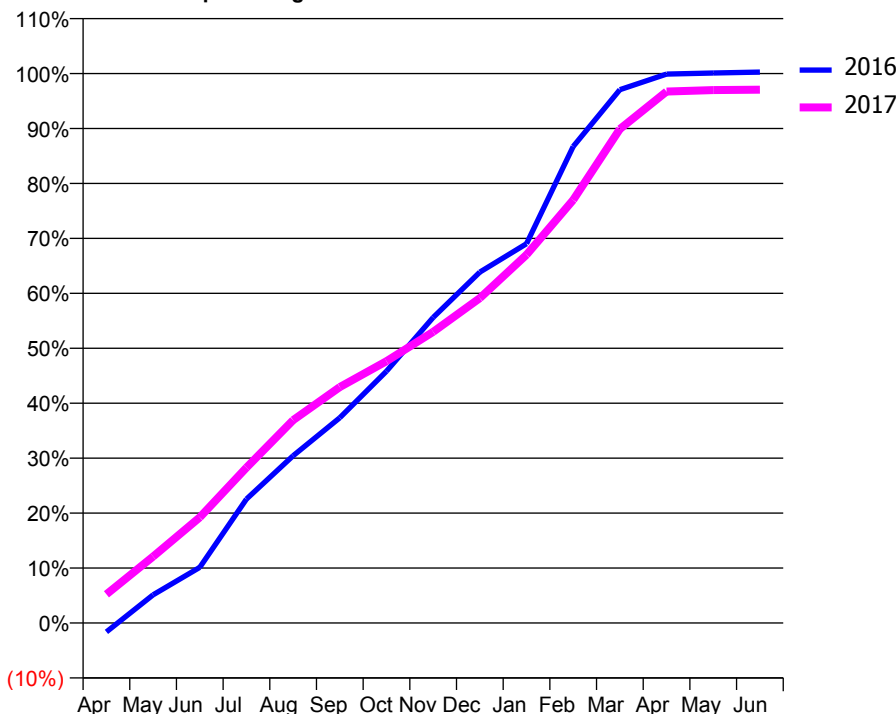
### ACCESS\*

Patients seen in 24 months	Total	Change since previous quarter
Quarter ending March 2016	5,763	
Quarter ending June 2016	5,558	↓
Quarter ending September 2016	5,439	↓
Quarter ending December 2016	5,211	↓
Quarter ending March 2017	5,524	↑
<b>Variance since March 2016</b>	<b>(4.1%)</b>	<b>↓</b>



### ACTIVITY

Cumulative percentage of contracted UDA delivered 2016 & 2017



Adjusted Scheduled Activity (UDA)

Month	2016	2017
April	-296	942
May	925	2,176
June	1,824	3,458
July	4,059	5,089
August	5,478	6,642
September	6,720	7,726
October	8,244	8,571
November	10,004	9,534
December	11,489	10,637
January	12,421	12,056
February	15,602	13,850
March	17,464	16,173
April	17,975	17,403
May	18,010	17,448
June	18,040	17,461

### QUALITY

	Quantity	Base Number	Contract	AT	Region	England
% of FP17s for the same patient ID Re-attending within 3 months - Children	147	1,641	9.0%	10.0%	12.0%	12.3%
% of FP17s for the same patient ID Re-attending within 3 months - Adults	893	5,074	17.6%	15.4%	16.0%	16.7%
% of FP17s for the same patient ID Re-attending between 3 & 9 months - Children	791	1,641	48.2%	51.1%	58.8%	57.6%
% of FP17s for the same patient ID Re-attending between 3 & 9 months - Adults	2,332	5,074	46.0%	46.4%	51.2%	50.1%
% of FP17s for Band 1 Urgent Courses	256	6,445	4.0%	8.1%	8.0%	9.1%
% of FP17s Relating to Free Repair or Replacements	281	6,445	4.4%	0.7%	0.8%	0.8%
% of FP17s Relating to Continuations	74	6,445	1.1%	0.9%	1.2%	1.2%
% of Patients satisfied with the dentistry they have received	10	10	100.0%	92.1%	92.7%	92.8%
% of Patients satisfied with the time they had to wait for an appointment	8	10	80.0%	90.3%	89.1%	88.7%

\* This is based on patients treated on this contract for their most recent course of treatment. Figures in italics indicate the base number of FP17s or Patient Questionnaire responses are less than 100. N/A is shown where the base number of responses is less than 10 during the period. % is calculated as Quantity/Base number\*100



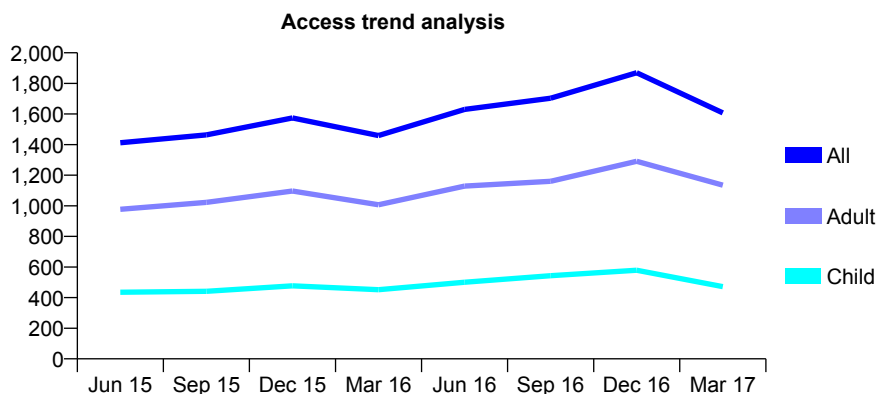
## Q54 - Vital Signs At a Glance Contract Report for 921025/0002 - Year end March 2017

Name or company name	MR S KUMAR
Contract type name	PDS Plus Contract
Purpose of contract	General
Contract start date	01/03/2011
Contract end date	31/03/2017

16/17 Contracted general activity (UDA)	6,000
Carry forward general activity (UDA)	0
16/17 Contracted orthodontic activity (UOA)	0
Carry forward orthodontic activity (UOA)	0
Baseline contract value	£139,607.94

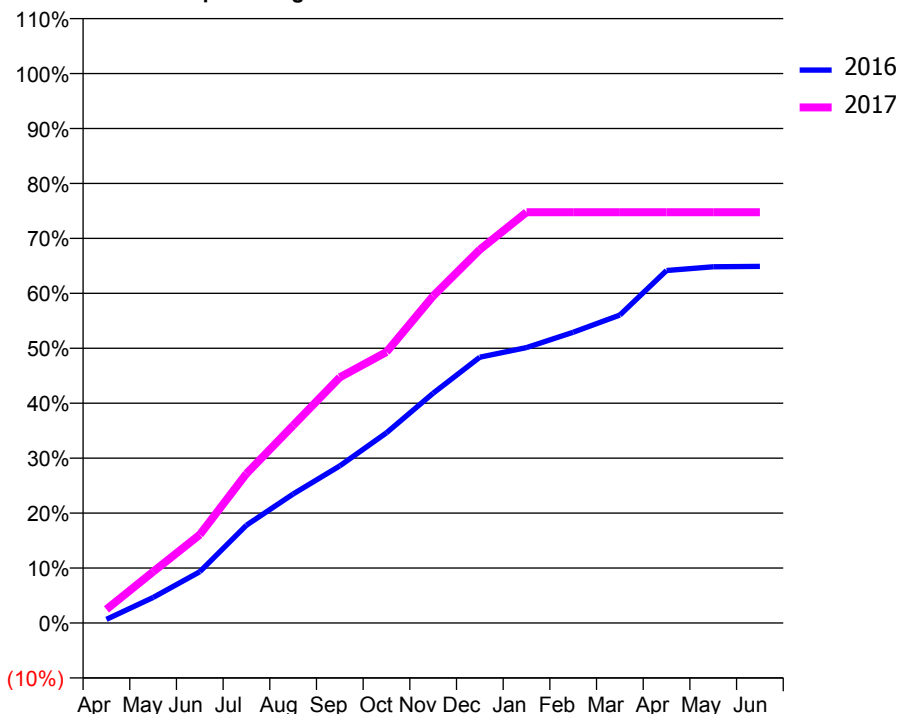
### ACCESS\*

Patients seen in 24 months	Total	Change since previous quarter
Quarter ending March 2016	1,459	
Quarter ending June 2016	1,630	↑
Quarter ending September 2016	1,703	↑
Quarter ending December 2016	1,870	↑
Quarter ending March 2017	1,607	↓
<b>Variance since March 2016</b>	<b>10.1%</b>	<b>↑</b>



### ACTIVITY

Cumulative percentage of contracted UDA delivered 2016 & 2017



Month	Adjusted Scheduled Activity (UDA)	
	2016	2017
April	40	149
May	278	559
June	559	964
July	1,068	1,632
August	1,409	2,158
September	1,715	2,683
October	2,077	2,960
November	2,510	3,572
December	2,903	4,078
January	3,008	4,485
February	3,175	4,485
March	3,363	4,485
April	3,848	4,485
May	3,889	4,485
June	3,894	4,485

### QUALITY

	Quantity	Base Number	Contract	AT	Region	England
% of FP17s for the same patient ID Re-attending within 3 months - Children	18	531	3.4%	10.0%	12.0%	12.3%
% of FP17s for the same patient ID Re-attending within 3 months - Adults	86	1,205	7.1%	15.4%	16.0%	16.7%
% of FP17s for the same patient ID Re-attending between 3 & 9 months - Children	105	531	19.8%	51.1%	58.8%	57.6%
% of FP17s for the same patient ID Re-attending between 3 & 9 months - Adults	158	1,205	13.1%	46.4%	51.2%	50.1%
% of FP17s for Band 1 Urgent Courses	24	1,562	1.5%	8.1%	8.0%	9.1%
% of FP17s Relating to Free Repair or Replacements	22	1,562	1.4%	0.7%	0.8%	0.8%
% of FP17s Relating to Continuations	17	1,562	1.1%	0.9%	1.2%	1.2%
% of Patients satisfied with the dentistry they have received	0	0	N/A	92.1%	92.7%	92.8%
% of Patients satisfied with the time they had to wait for an appointment	0	0	N/A	90.3%	89.1%	88.7%

\* This is based on patients treated on this contract for their most recent course of treatment. Figures in italics indicate the base number of FP17s or Patient Questionnaire responses are less than 100. N/A is shown where the base number of responses is less than 10 during the period. % is calculated as Quantity/Base number\*100

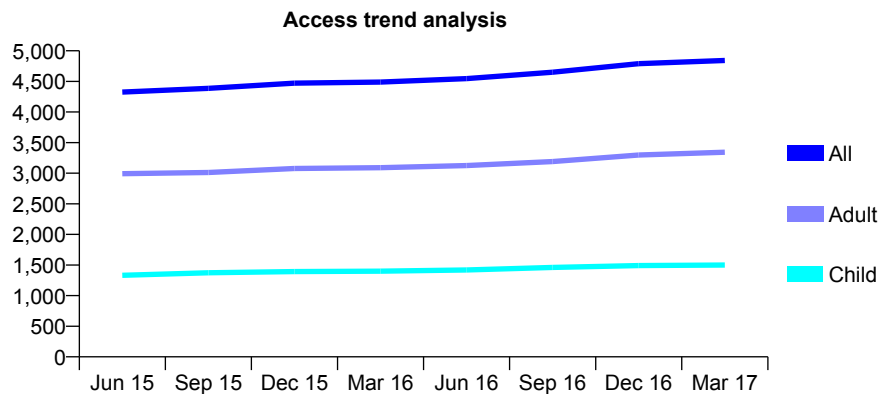
## Q54 - Vital Signs At a Glance Contract Report for 921408/0001 - Year end March 2017

Name or company name	MRS AK KHATKAR
Contract type name	GDS Contract
Purpose of contract	General
Contract start date	01/04/2006
Contract end date	

16/17 Contracted general activity (UDA)	8,640
Carry forward general activity (UDA)	-39
16/17 Contracted orthodontic activity (UOA)	0
Carry forward orthodontic activity (UOA)	0
Baseline contract value	£206,622.66

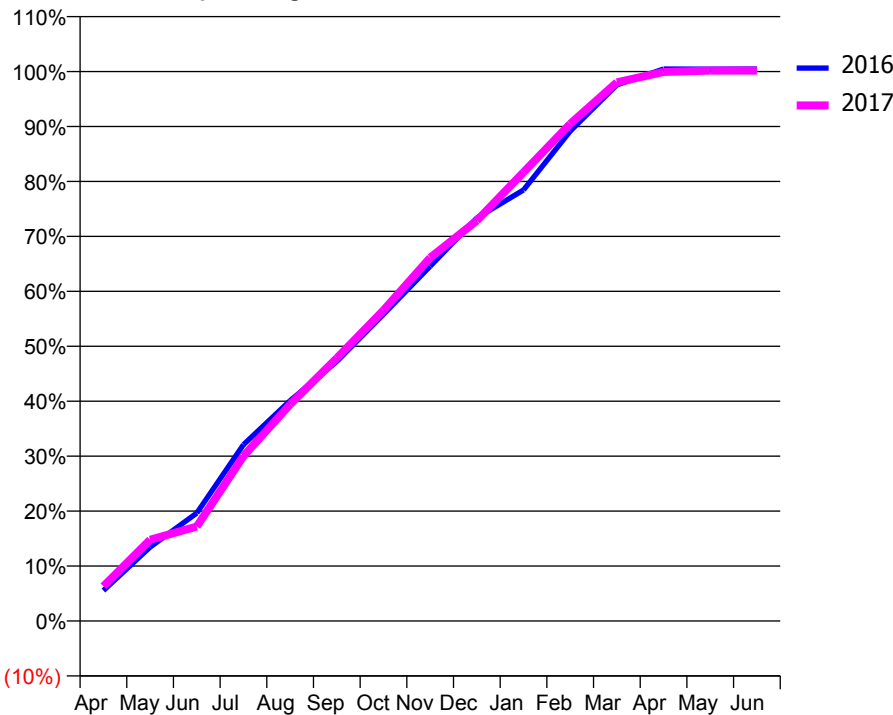
### ACCESS\*

Patients seen in 24 months	Total	Change since previous quarter
Quarter ending March 2016	4,489	
Quarter ending June 2016	4,545	→
Quarter ending September 2016	4,650	↑
Quarter ending December 2016	4,789	↑
Quarter ending March 2017	4,842	→
<b>Variance since March 2016</b>	<b>7.9%</b>	<b>↑</b>



### ACTIVITY

Cumulative percentage of contracted UDA delivered 2016 & 2017



Month	Adjusted Scheduled Activity (UDA)	
	2016	2017
April	480	546
May	1,162	1,278
June	1,698	1,485
July	2,773	2,593
August	3,464	3,407
September	4,081	4,134
October	4,821	4,887
November	5,578	5,712
December	6,337	6,295
January	6,778	7,057
February	7,702	7,817
March	8,429	8,470
April	8,680	8,633
May	8,678	8,653
June	8,679	8,654

### QUALITY

	Quantity	Base Number	Contract	AT	Region	England
% of FP17s for the same patient ID Re-attending within 3 months - Children	129	2,212	5.8%	10.0%	12.0%	12.3%
% of FP17s for the same patient ID Re-attending within 3 months - Adults	442	3,908	11.3%	15.4%	16.0%	16.7%
% of FP17s for the same patient ID Re-attending between 3 & 9 months - Children	1,435	2,212	64.9%	51.1%	58.8%	57.6%
% of FP17s for the same patient ID Re-attending between 3 & 9 months - Adults	1,576	3,908	40.3%	46.4%	51.2%	50.1%
% of FP17s for Band 1 Urgent Courses	376	4,830	7.8%	8.1%	8.0%	9.1%
% of FP17s Relating to Free Repair or Replacements	34	4,830	0.7%	0.7%	0.8%	0.8%
% of FP17s Relating to Continuations	11	4,830	0.2%	0.9%	1.2%	1.2%
% of Patients satisfied with the dentistry they have received	2	3	N/A	92.1%	92.7%	92.8%
% of Patients satisfied with the time they had to wait for an appointment	2	3	N/A	90.3%	89.1%	88.7%

\* This is based on patients treated on this contract for their most recent course of treatment. Figures in italics indicate the base number of FP17s or Patient Questionnaire responses are less than 100. N/A is shown where the base number of responses is less than 10 during the period. % is calculated as Quantity/Base number\*100

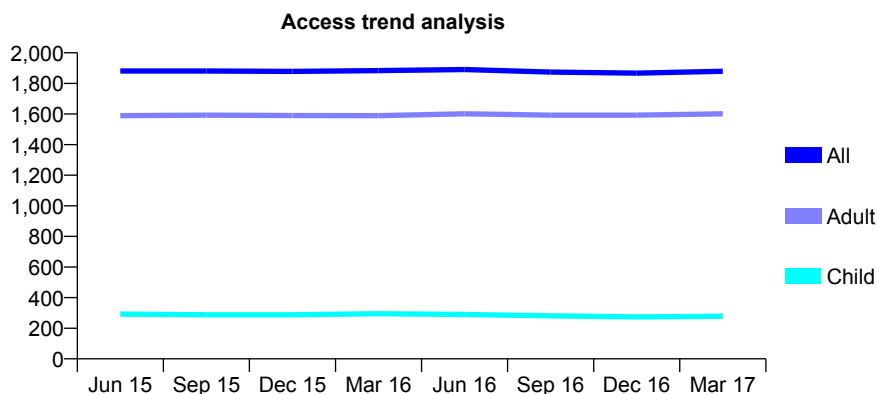
## Q54 - Vital Signs At a Glance Contract Report for 924822/0002 - Year end March 2017

Name or company name	Rai Dental Surgery
Contract type name	GDS Contract
Purpose of contract	General
Contract start date	28/01/2013
Contract end date	

16/17 Contracted general activity (UDA)	6,238
Carry forward general activity (UDA)	-110
16/17 Contracted orthodontic activity (UOA)	0
Carry forward orthodontic activity (UOA)	0
Baseline contract value	£178,495.28

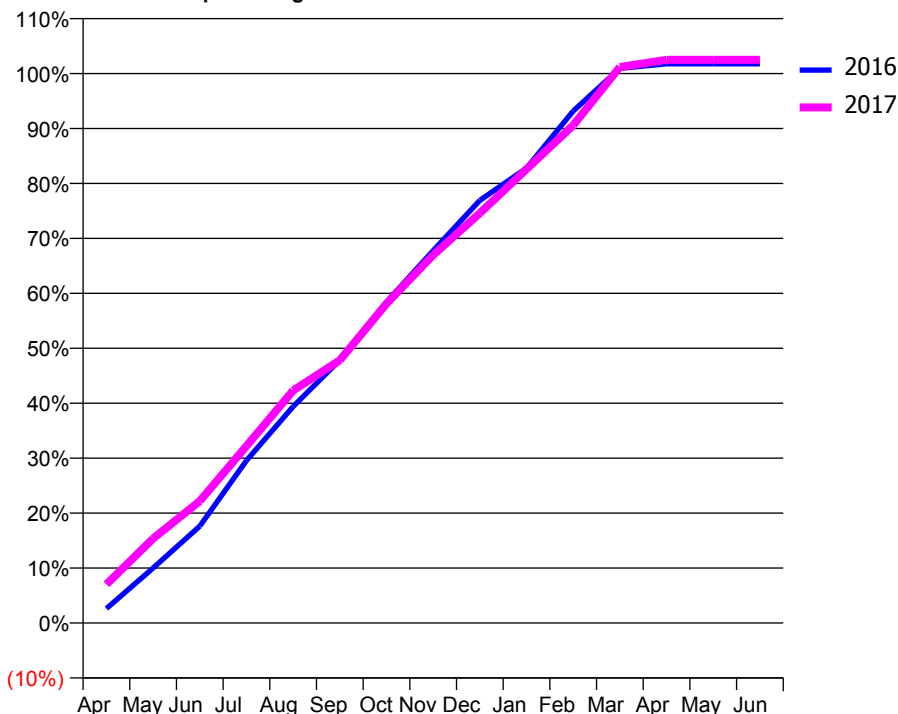
### ACCESS\*

Patients seen in 24 months	Total	Change since previous quarter
Quarter ending March 2016	1,884	
Quarter ending June 2016	1,891	→
Quarter ending September 2016	1,874	→
Quarter ending December 2016	1,867	→
Quarter ending March 2017	1,879	→
<b>Variance since March 2016</b>	<b>(0.3%)</b>	→



### ACTIVITY

Cumulative percentage of contracted UDA delivered 2016 & 2017



Month	Adjusted Scheduled Activity (UDA)	
	2016	2017
April	164	440
May	624	958
June	1,100	1,385
July	1,845	2,009
August	2,457	2,639
September	2,985	2,982
October	3,644	3,625
November	4,228	4,177
December	4,799	4,652
January	5,165	5,153
February	5,813	5,651
March	6,297	6,311
April	6,348	6,394
May	6,348	6,394
June	6,348	6,394

### QUALITY

	Quantity	Base Number	Contract	AT	Region	England
% of FP17s for the same patient ID Re-attending within 3 months - Children	17	453	3.8%	10.0%	12.0%	12.3%
% of FP17s for the same patient ID Re-attending within 3 months - Adults	410	2,737	15.0%	15.4%	16.0%	16.7%
% of FP17s for the same patient ID Re-attending between 3 & 9 months - Children	331	453	73.1%	51.1%	58.8%	57.6%
% of FP17s for the same patient ID Re-attending between 3 & 9 months - Adults	1,753	2,737	64.0%	46.4%	51.2%	50.1%
% of FP17s for Band 1 Urgent Courses	134	3,189	4.2%	8.1%	8.0%	9.1%
% of FP17s Relating to Free Repair or Replacements	4	3,189	0.1%	0.7%	0.8%	0.8%
% of FP17s Relating to Continuations	42	3,189	1.3%	0.9%	1.2%	1.2%
% of Patients satisfied with the dentistry they have received	9	9	N/A	92.1%	92.7%	92.8%
% of Patients satisfied with the time they had to wait for an appointment	9	9	N/A	90.3%	89.1%	88.7%

\* This is based on patients treated on this contract for their most recent course of treatment. Figures in italics indicate the base number of FP17s or Patient Questionnaire responses are less than 100. N/A is shown where the base number of responses is less than 10 during the period. % is calculated as Quantity/Base number\*100

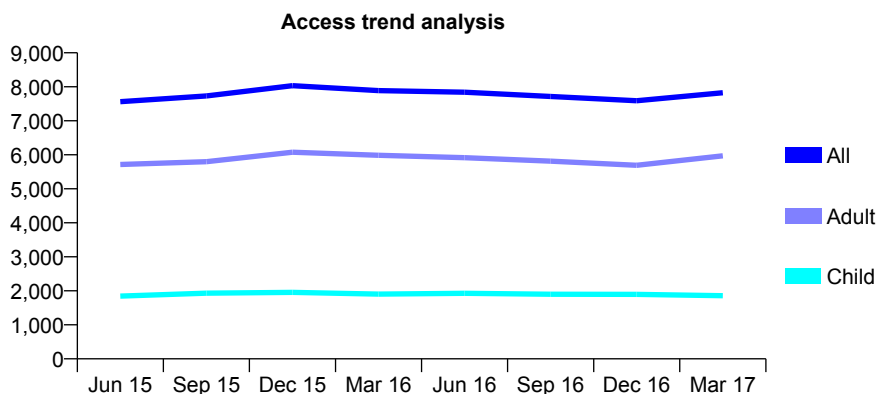
## Q54 - Vital Signs At a Glance Contract Report for 925829/0005 - Year end March 2017

Name or company name	MR KS AULAK
Contract type name	PDS Plus Contract
Purpose of contract	General
Contract start date	01/09/2010
Contract end date	31/10/2020

16/17 Contracted general activity (UDA)	22,000
Carry forward general activity (UDA)	0
16/17 Contracted orthodontic activity (UOA)	0
Carry forward orthodontic activity (UOA)	0
Baseline contract value	£320,286.42

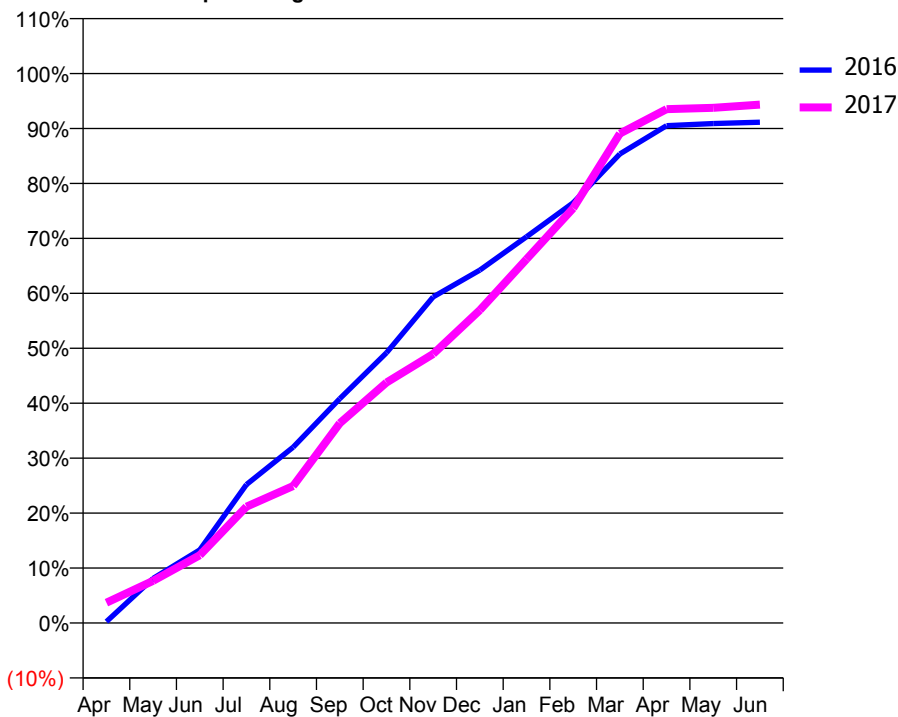
### ACCESS\*

Patients seen in 24 months	Total	Change since previous quarter
Quarter ending March 2016	7,890	
Quarter ending June 2016	7,843	→
Quarter ending September 2016	7,716	↓
Quarter ending December 2016	7,592	↓
Quarter ending March 2017	7,826	↑
<b>Variance since March 2016</b>	<b>(0.8%)</b>	<b>→</b>



### ACTIVITY

Cumulative percentage of contracted UDA delivered 2016 & 2017



Month	Adjusted Scheduled Activity (UDA)	
	2016	2017
April	55	817
May	1,783	1,691
June	2,931	2,715
July	5,544	4,661
August	7,040	5,486
September	8,980	7,999
October	10,816	9,631
November	13,055	10,770
December	14,130	12,528
January	15,466	14,569
February	16,823	16,607
March	18,779	19,595
April	19,910	20,571
May	19,994	20,628
June	20,049	20,753

### QUALITY

	Quantity	Base Number	Contract	AT	Region	England
% of FP17s for the same patient ID Re-attending within 3 months - Children	195	2,355	8.3%	10.0%	12.0%	12.3%
% of FP17s for the same patient ID Re-attending within 3 months - Adults	1,036	6,826	15.2%	15.4%	16.0%	16.7%
% of FP17s for the same patient ID Re-attending between 3 & 9 months - Children	1,018	2,355	43.2%	51.1%	58.8%	57.6%
% of FP17s for the same patient ID Re-attending between 3 & 9 months - Adults	2,427	6,826	35.6%	46.4%	51.2%	50.1%
% of FP17s for Band 1 Urgent Courses	1,812	9,161	19.8%	8.1%	8.0%	9.1%
% of FP17s Relating to Free Repair or Replacements	43	9,161	0.5%	0.7%	0.8%	0.8%
% of FP17s Relating to Continuations	120	9,161	1.3%	0.9%	1.2%	1.2%
% of Patients satisfied with the dentistry they have received	6	6	N/A	92.1%	92.7%	92.8%
% of Patients satisfied with the time they had to wait for an appointment	6	6	N/A	90.3%	89.1%	88.7%

\* This is based on patients treated on this contract for their most recent course of treatment. Figures in italics indicate the base number of FP17s or Patient Questionnaire responses are less than 100. N/A is shown where the base number of responses is less than 10 during the period. % is calculated as Quantity/Base number\*100

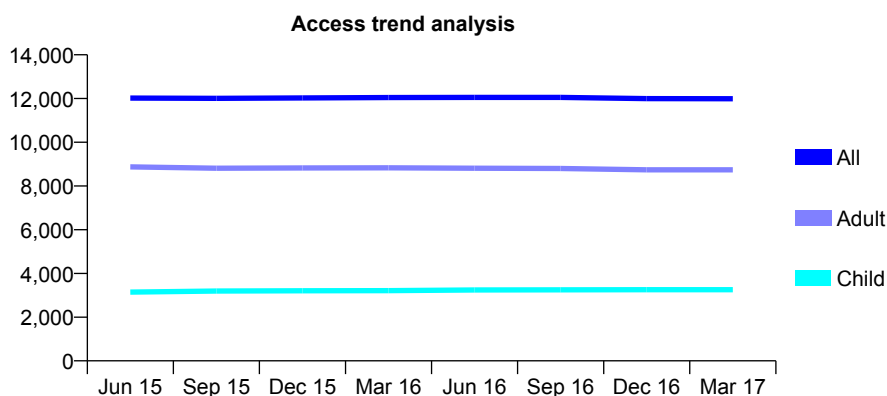
## Q54 - Vital Signs At a Glance Contract Report for 927724/0002 - Year end March 2017

Name or company name	MR SS DEHAL
Contract type name	GDS Contract
Purpose of contract	General
Contract start date	01/04/2006
Contract end date	

16/17 Contracted general activity (UDA)	37,097
Carry forward general activity (UDA)	0
16/17 Contracted orthodontic activity (UOA)	0
Carry forward orthodontic activity (UOA)	0
Baseline contract value	£976,320.85

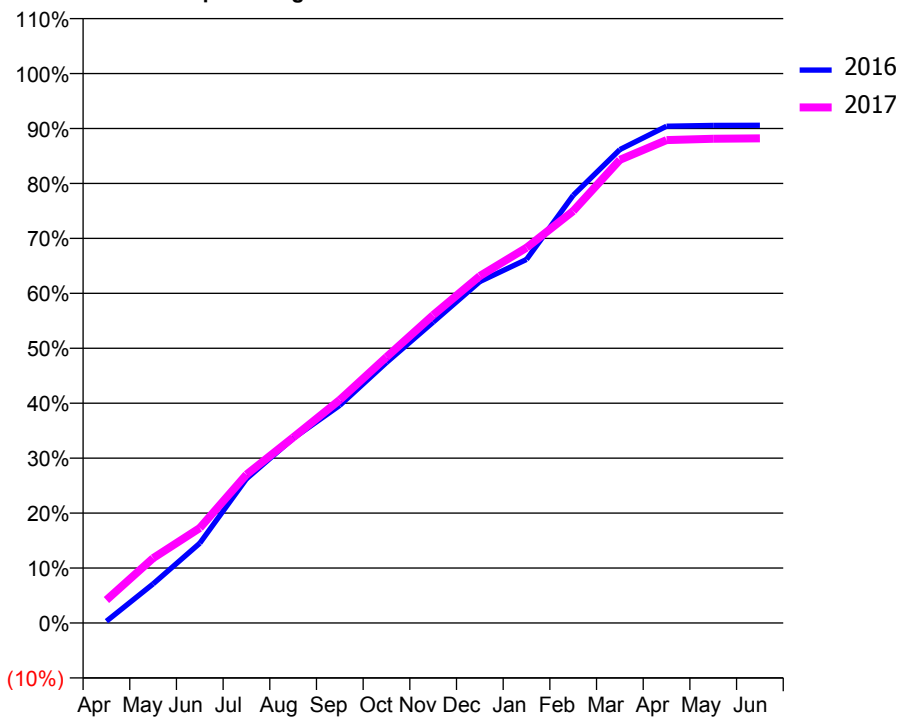
### ACCESS\*

Patients seen in 24 months	Total	Change since previous quarter
Quarter ending March 2016	12,045	
Quarter ending June 2016	12,054	→
Quarter ending September 2016	12,053	→
Quarter ending December 2016	11,996	→
Quarter ending March 2017	11,993	→
<b>Variance since March 2016</b>	<b>(0.4%)</b>	→



### ACTIVITY

Cumulative percentage of contracted UDA delivered 2016 & 2017



Month	Adjusted Scheduled Activity (UDA)	
	2016	2017
April	120	1,556
May	2,642	4,376
June	5,388	6,414
July	9,737	10,024
August	12,461	12,526
September	14,697	15,062
October	17,582	17,958
November	20,314	20,793
December	23,051	23,427
January	24,545	25,337
February	28,873	27,808
March	31,966	31,271
April	33,541	32,601
May	33,591	32,695
June	33,602	32,718

### QUALITY

	Quantity	Base Number	Contract	AT	Region	England
% of FP17s for the same patient ID Re-attending within 3 months - Children	157	3,834	4.1%	10.0%	12.0%	12.3%
% of FP17s for the same patient ID Re-attending within 3 months - Adults	1,016	9,407	10.8%	15.4%	16.0%	16.7%
% of FP17s for the same patient ID Re-attending between 3 & 9 months - Children	1,717	3,834	44.8%	51.1%	58.8%	57.6%
% of FP17s for the same patient ID Re-attending between 3 & 9 months - Adults	3,921	9,407	41.7%	46.4%	51.2%	50.1%
% of FP17s for Band 1 Urgent Courses	714	13,202	5.4%	8.1%	8.0%	9.1%
% of FP17s Relating to Free Repair or Replacements	85	13,202	0.6%	0.7%	0.8%	0.8%
% of FP17s Relating to Continuations	49	13,202	0.4%	0.9%	1.2%	1.2%
% of Patients satisfied with the dentistry they have received	13	14	92.9%	92.1%	92.7%	92.8%
% of Patients satisfied with the time they had to wait for an appointment	13	14	92.9%	90.3%	89.1%	88.7%

\* This is based on patients treated on this contract for their most recent course of treatment. Figures in italics indicate the base number of FP17s or Patient Questionnaire responses are less than 100. N/A is shown where the base number of responses is less than 10 during the period. % is calculated as Quantity/Base number\*100

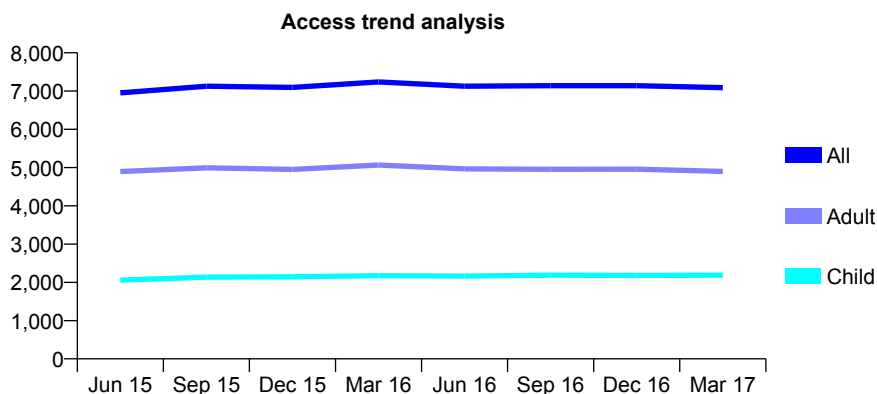
## Q54 - Vital Signs At a Glance Contract Report for 931152/0001 - Year end March 2017

Name or company name	MR TS MAROK
Contract type name	GDS Contract
Purpose of contract	General and Orthodontic
Contract start date	01/04/2006
Contract end date	

16/17 Contracted general activity (UDA)	22,662
Carry forward general activity (UDA)	64
16/17 Contracted orthodontic activity (UOA)	20
Carry forward orthodontic activity (UOA)	0
Baseline contract value	£556,084.71

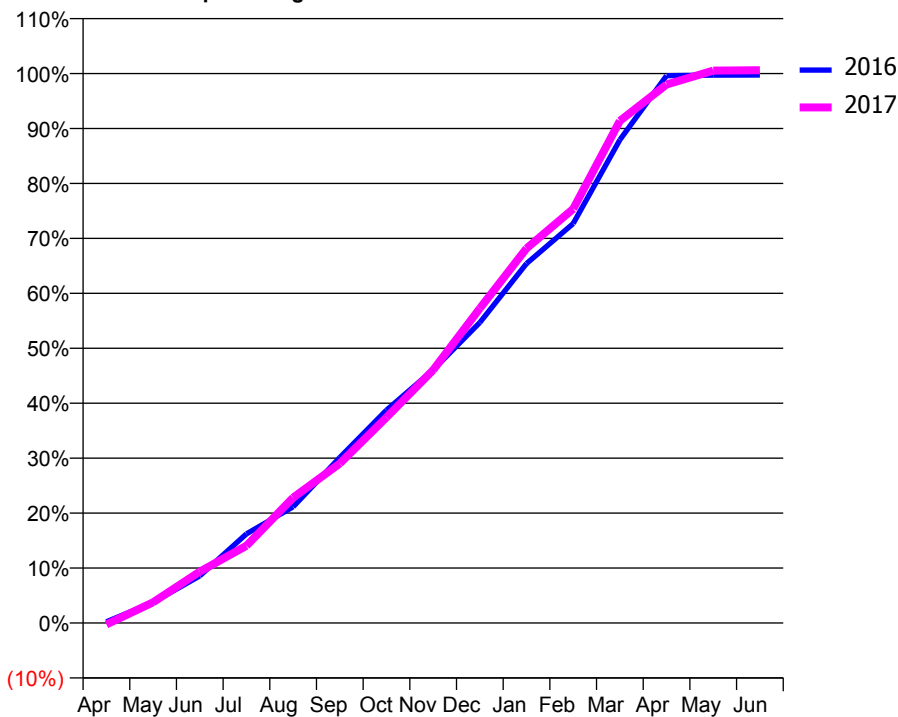
### ACCESS\*

Patients seen in 24 months	Total	Change since previous quarter
Quarter ending March 2016	7,237	
Quarter ending June 2016	7,126	↓
Quarter ending September 2016	7,142	→
Quarter ending December 2016	7,139	→
Quarter ending March 2017	7,087	→
<b>Variance since March 2016</b>	<b>(2.1%)</b>	<b>↓</b>



### ACTIVITY

Cumulative percentage of contracted UDA delivered 2016 & 2017



Month	Adjusted Scheduled Activity (UDA)	
	2016	2017
April	54	-64
May	847	854
June	1,943	2,119
July	3,674	3,190
August	4,793	5,174
September	6,827	6,578
October	8,780	8,484
November	10,440	10,435
December	12,395	12,974
January	14,824	15,452
February	16,475	17,077
March	19,926	20,710
April	22,575	22,207
May	22,594	22,780
June	22,598	22,800

### QUALITY

	Quantity	Base Number	Contract	AT	Region	England
% of FP17s for the same patient ID Re-attending within 3 months - Children	309	3,226	9.6%	10.0%	12.0%	12.3%
% of FP17s for the same patient ID Re-attending within 3 months - Adults	698	6,036	11.6%	15.4%	16.0%	16.7%
% of FP17s for the same patient ID Re-attending between 3 & 9 months - Children	1,671	3,226	51.8%	51.1%	58.8%	57.6%
% of FP17s for the same patient ID Re-attending between 3 & 9 months - Adults	3,192	6,036	52.9%	46.4%	51.2%	50.1%
% of FP17s for Band 1 Urgent Courses	212	8,709	2.4%	8.1%	8.0%	9.1%
% of FP17s Relating to Free Repair or Replacements	89	8,709	1.0%	0.7%	0.8%	0.8%
% of FP17s Relating to Continuations	37	8,709	0.4%	0.9%	1.2%	1.2%
% of Patients satisfied with the dentistry they have received	1	1	N/A	92.1%	92.7%	92.8%
% of Patients satisfied with the time they had to wait for an appointment	1	1	N/A	90.3%	89.1%	88.7%

\* This is based on patients treated on this contract for their most recent course of treatment. Figures in italics indicate the base number of FP17s or Patient Questionnaire responses are less than 100. N/A is shown where the base number of responses is less than 10 during the period. % is calculated as Quantity/Base number\*100

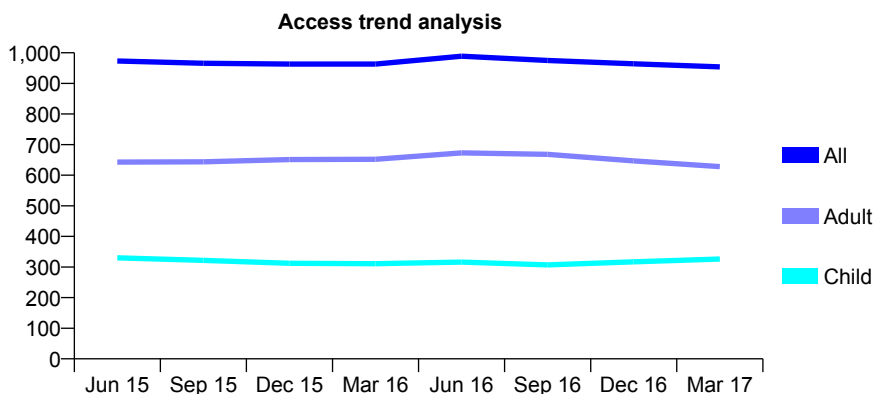
## Q54 - Vital Signs At a Glance Contract Report for 931446/0001 - Year end March 2017

Name or company name	MR WW YIP
Contract type name	GDS Contract
Purpose of contract	General
Contract start date	01/04/2006
Contract end date	

16/17 Contracted general activity (UDA)	3,873
Carry forward general activity (UDA)	96
16/17 Contracted orthodontic activity (UOA)	0
Carry forward orthodontic activity (UOA)	0
Baseline contract value	£94,555.40

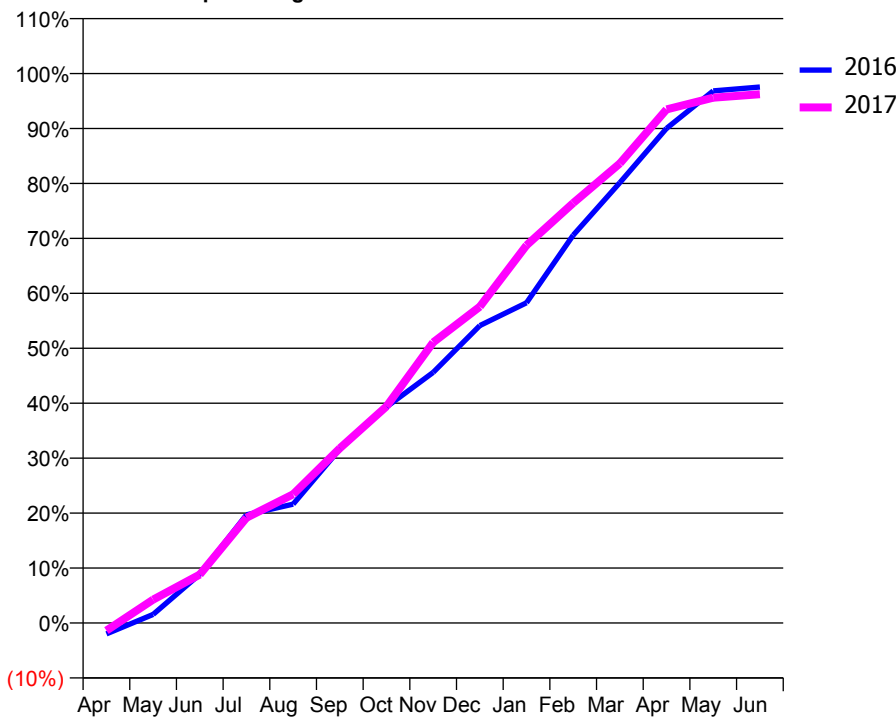
### ACCESS\*

Patients seen in 24 months	Total	Change since previous quarter
Quarter ending March 2016	963	
Quarter ending June 2016	989	↑
Quarter ending September 2016	975	↓
Quarter ending December 2016	964	↓
Quarter ending March 2017	954	↓
<b>Variance since March 2016</b>	<b>(0.9%)</b>	→



### ACTIVITY

Cumulative percentage of contracted UDA delivered 2016 & 2017



Adjusted Scheduled Activity (UDA)

Month	2016	2017
April	-78	-54
May	60	165
June	344	342
July	763	742
August	838	908
September	1,226	1,231
October	1,523	1,527
November	1,766	1,978
December	2,097	2,229
January	2,257	2,662
February	2,734	2,960
March	3,104	3,240
April	3,486	3,620
May	3,750	3,703
June	3,777	3,727

### QUALITY

	Quantity	Base Number	Contract	AT	Region	England
% of FP17s for the same patient ID Re-attending within 3 months - Children	49	489	10.0%	10.0%	12.0%	12.3%
% of FP17s for the same patient ID Re-attending within 3 months - Adults	246	1,045	23.5%	15.4%	16.0%	16.7%
% of FP17s for the same patient ID Re-attending between 3 & 9 months - Children	287	489	58.7%	51.1%	58.8%	57.6%
% of FP17s for the same patient ID Re-attending between 3 & 9 months - Adults	544	1,045	52.1%	46.4%	51.2%	50.1%
% of FP17s for Band 1 Urgent Courses	215	1,484	14.5%	8.1%	8.0%	9.1%
% of FP17s Relating to Free Repair or Replacements	0	1,484	0.0%	0.7%	0.8%	0.8%
% of FP17s Relating to Continuations	29	1,484	2.0%	0.9%	1.2%	1.2%
% of Patients satisfied with the dentistry they have received	1	1	N/A	92.1%	92.7%	92.8%
% of Patients satisfied with the time they had to wait for an appointment	1	1	N/A	90.3%	89.1%	88.7%

\* This is based on patients treated on this contract for their most recent course of treatment. Figures in italics indicate the base number of FP17s or Patient Questionnaire responses are less than 100. N/A is shown where the base number of responses is less than 10 during the period. % is calculated as Quantity/Base number\*100



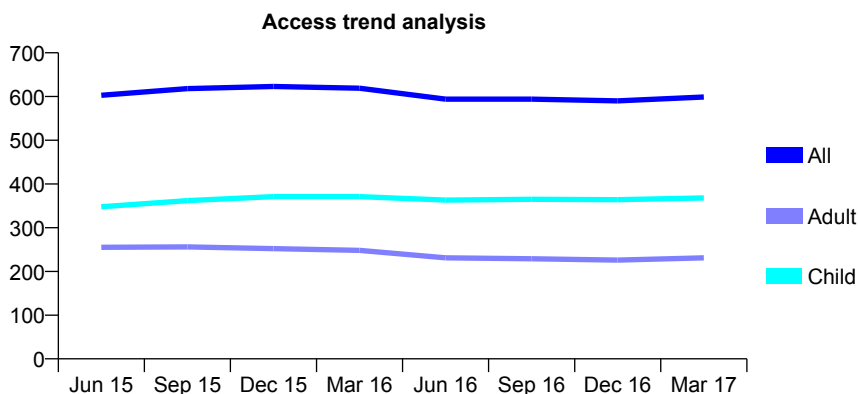
## Q54 - Vital Signs At a Glance Contract Report for 936448/0001 - Year end March 2017

Name or company name	MR SW PIPE
Contract type name	GDS Contract
Purpose of contract	General
Contract start date	01/04/2006
Contract end date	

16/17 Contracted general activity (UDA)	1,150
Carry forward general activity (UDA)	0
16/17 Contracted orthodontic activity (UOA)	0
Carry forward orthodontic activity (UOA)	0
Baseline contract value	£28,341.66

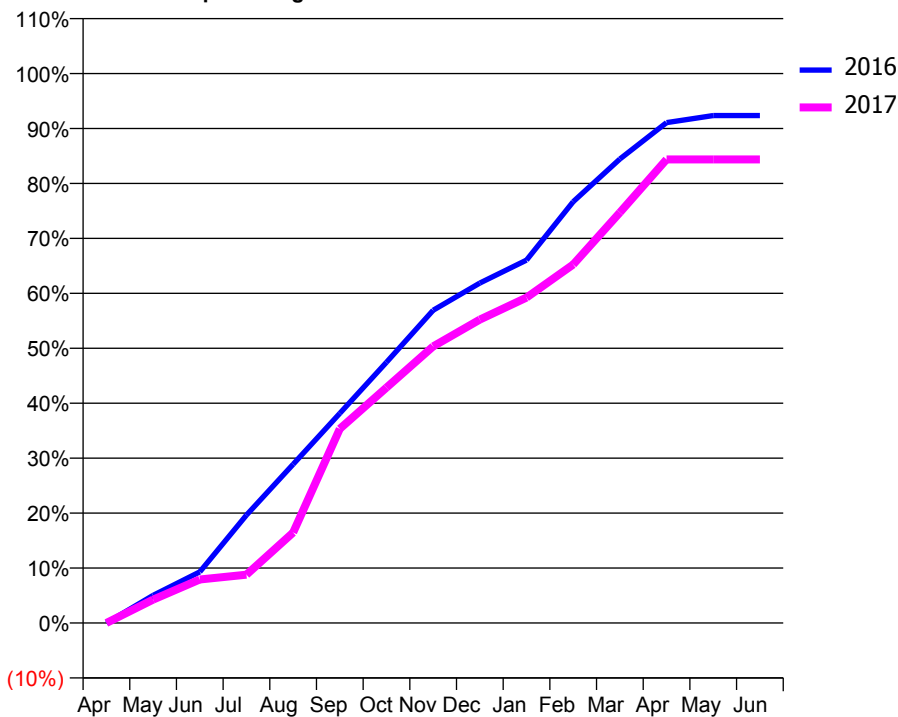
### ACCESS\*

Patients seen in 24 months	Total	Change since previous quarter
Quarter ending March 2016	619	
Quarter ending June 2016	594	↓
Quarter ending September 2016	594	→
Quarter ending December 2016	590	→
Quarter ending March 2017	599	→
<b>Variance since March 2016</b>	<b>(3.2%)</b>	<b>↓</b>



### ACTIVITY

Cumulative percentage of contracted UDA delivered 2016 & 2017



Month	Adjusted Scheduled Activity (UDA)	
	2016	2017
April	0	0
May	63	49
June	116	91
July	246	101
August	361	189
September	477	407
October	593	493
November	711	579
December	773	635
January	825	681
February	958	750
March	1,055	859
April	1,138	970
May	1,154	970
June	1,154	970

### QUALITY

	Quantity	Base Number	Contract	AT	Region	England
% of FP17s for the same patient ID Re-attending within 3 months - Children	13	465	2.8%	10.0%	12.0%	12.3%
% of FP17s for the same patient ID Re-attending within 3 months - Adults	21	213	9.9%	15.4%	16.0%	16.7%
% of FP17s for the same patient ID Re-attending between 3 & 9 months - Children	271	465	58.3%	51.1%	58.8%	57.6%
% of FP17s for the same patient ID Re-attending between 3 & 9 months - Adults	98	213	46.0%	46.4%	51.2%	50.1%
% of FP17s for Band 1 Urgent Courses	6	691	0.9%	8.1%	8.0%	9.1%
% of FP17s Relating to Free Repair or Replacements	0	691	0.0%	0.7%	0.8%	0.8%
% of FP17s Relating to Continuations	0	691	0.0%	0.9%	1.2%	1.2%
% of Patients satisfied with the dentistry they have received	1	1	N/A	92.1%	92.7%	92.8%
% of Patients satisfied with the time they had to wait for an appointment	1	1	N/A	90.3%	89.1%	88.7%

\* This is based on patients treated on this contract for their most recent course of treatment. Figures in italics indicate the base number of FP17s or Patient Questionnaire responses are less than 100. N/A is shown where the base number of responses is less than 10 during the period. % is calculated as Quantity/Base number\*100

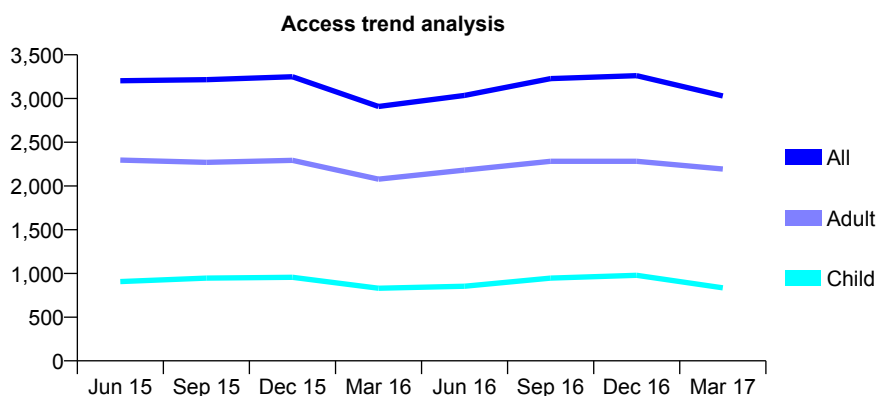
## Q54 - Vital Signs At a Glance Contract Report for 936596/0001 - Year end March 2017

Name or company name	MR M ASGHARI TAVANEI GILANI
Contract type name	GDS Contract
Purpose of contract	General
Contract start date	01/04/2006
Contract end date	

16/17 Contracted general activity (UDA)	9,921
Carry forward general activity (UDA)	-174
16/17 Contracted orthodontic activity (UOA)	0
Carry forward orthodontic activity (UOA)	0
Baseline contract value	£277,187.38

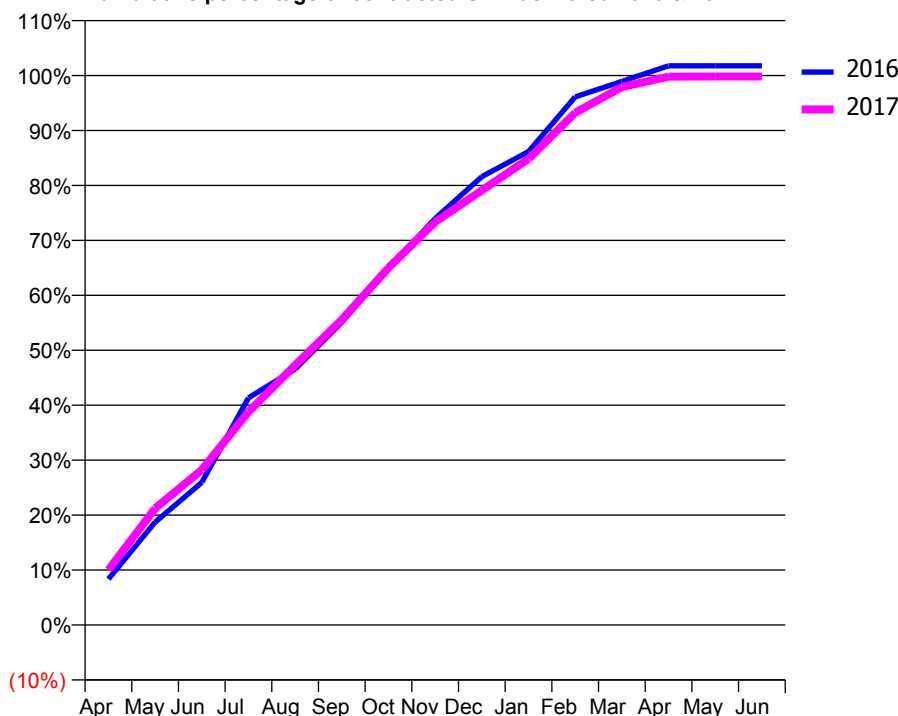
### ACCESS\*

Patients seen in 24 months	Total	Change since previous quarter
Quarter ending March 2016	2,909	
Quarter ending June 2016	3,035	↑
Quarter ending September 2016	3,228	↑
Quarter ending December 2016	3,262	→
Quarter ending March 2017	3,029	↓
<b>Variance since March 2016</b>	<b>4.1%</b>	<b>↑</b>



### ACTIVITY

Cumulative percentage of contracted UDA delivered 2016 & 2017



Month	Adjusted Scheduled Activity (UDA)	
	2016	2017
April	829	995
May	1,857	2,105
June	2,575	2,802
July	4,102	3,849
August	4,621	4,692
September	5,465	5,512
October	6,438	6,448
November	7,338	7,276
December	8,096	7,848
January	8,548	8,416
February	9,534	9,247
March	9,814	9,712
April	10,095	9,901
May	10,095	9,904
June	10,095	9,904

### QUALITY

	Quantity	Base Number	Contract	AT	Region	England
% of FP17s for the same patient ID Re-attending within 3 months - Children	108	1,322	8.2%	10.0%	12.0%	12.3%
% of FP17s for the same patient ID Re-attending within 3 months - Adults	359	2,861	12.5%	15.4%	16.0%	16.7%
% of FP17s for the same patient ID Re-attending between 3 & 9 months - Children	587	1,322	44.4%	51.1%	58.8%	57.6%
% of FP17s for the same patient ID Re-attending between 3 & 9 months - Adults	1,119	2,861	39.1%	46.4%	51.2%	50.1%
% of FP17s for Band 1 Urgent Courses	482	4,130	11.7%	8.1%	8.0%	9.1%
% of FP17s Relating to Free Repair or Replacements	10	4,130	0.2%	0.7%	0.8%	0.8%
% of FP17s Relating to Continuations	5	4,130	0.1%	0.9%	1.2%	1.2%
% of Patients satisfied with the dentistry they have received	5	5	N/A	92.1%	92.7%	92.8%
% of Patients satisfied with the time they had to wait for an appointment	5	5	N/A	90.3%	89.1%	88.7%

\* This is based on patients treated on this contract for their most recent course of treatment. Figures in italics indicate the base number of FP17s or Patient Questionnaire responses are less than 100. N/A is shown where the base number of responses is less than 10 during the period. % is calculated as Quantity/Base number\*100

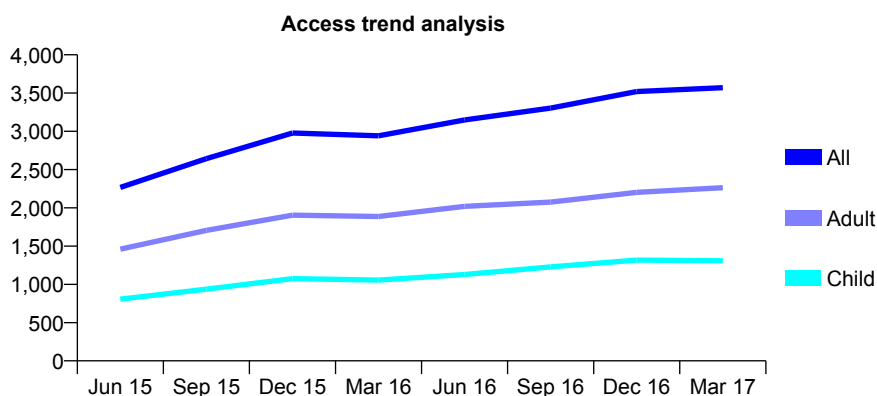
## Q54 - Vital Signs At a Glance Contract Report for 938181/0001 - Year end March 2017

Name or company name	MR SS ATTHI
Contract type name	GDS Contract
Purpose of contract	General and Orthodontic
Contract start date	01/04/2006
Contract end date	

16/17 Contracted general activity (UDA)	11,107
Carry forward general activity (UDA)	0
16/17 Contracted orthodontic activity (UOA)	587
Carry forward orthodontic activity (UOA)	-12
Baseline contract value	£373,156.36

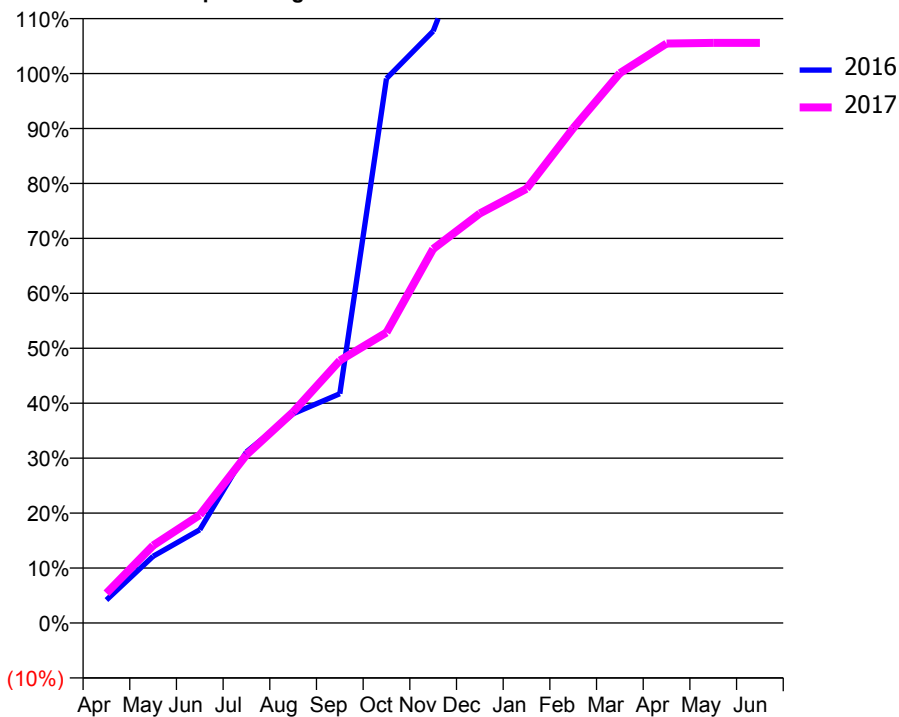
### ACCESS\*

Patients seen in 24 months	Total	Change since previous quarter
Quarter ending March 2016	2,942	
Quarter ending June 2016	3,148	↑
Quarter ending September 2016	3,303	↑
Quarter ending December 2016	3,519	↑
Quarter ending March 2017	3,571	→
<b>Variance since March 2016</b>	<b>21.4%</b>	<b>↑</b>



### ACTIVITY

Cumulative percentage of contracted UDA delivered 2016 & 2017



Month	Adjusted Scheduled Activity (UDA)	
	2016	2017
April	186	603
May	540	1,567
June	755	2,186
July	1,384	3,400
August	1,692	4,266
September	1,854	5,306
October	4,403	5,873
November	4,786	7,561
December	5,745	8,278
January	6,246	8,776
February	6,867	10,002
March	6,950	11,114
April	7,054	11,712
May	7,057	11,725
June	7,057	11,725

### QUALITY

	Quantity	Base Number	Contract	AT	Region	England
% of FP17s for the same patient ID Re-attending within 3 months - Children	181	1,727	10.5%	10.0%	12.0%	12.3%
% of FP17s for the same patient ID Re-attending within 3 months - Adults	628	2,990	21.0%	15.4%	16.0%	16.7%
% of FP17s for the same patient ID Re-attending between 3 & 9 months - Children	556	1,727	32.2%	51.1%	58.8%	57.6%
% of FP17s for the same patient ID Re-attending between 3 & 9 months - Adults	835	2,990	27.9%	46.4%	51.2%	50.1%
% of FP17s for Band 1 Urgent Courses	819	4,030	20.3%	8.1%	8.0%	9.1%
% of FP17s Relating to Free Repair or Replacements	5	4,030	0.1%	0.7%	0.8%	0.8%
% of FP17s Relating to Continuations	39	4,030	1.0%	0.9%	1.2%	1.2%
% of Patients satisfied with the dentistry they have received	0	0	N/A	92.1%	92.7%	92.8%
% of Patients satisfied with the time they had to wait for an appointment	0	0	N/A	90.3%	89.1%	88.7%

\* This is based on patients treated on this contract for their most recent course of treatment. Figures in italics indicate the base number of FP17s or Patient Questionnaire responses are less than 100. N/A is shown where the base number of responses is less than 10 during the period. % is calculated as Quantity/Base number\*100

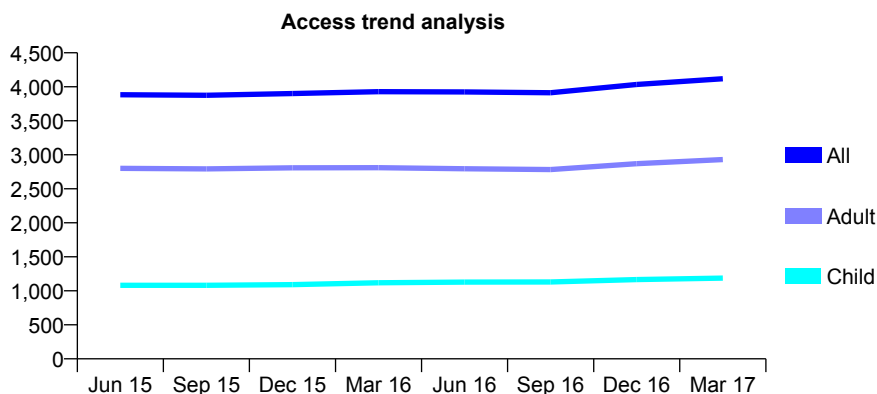
## Q54 - Vital Signs At a Glance Contract Report for 942243/0001 - Year end March 2017

Name or company name	MR KS RATRA
Contract type name	GDS Contract
Purpose of contract	General
Contract start date	01/04/2006
Contract end date	

16/17 Contracted general activity (UDA)	12,456
Carry forward general activity (UDA)	0
16/17 Contracted orthodontic activity (UOA)	0
Carry forward orthodontic activity (UOA)	0
Baseline contract value	£297,790.03

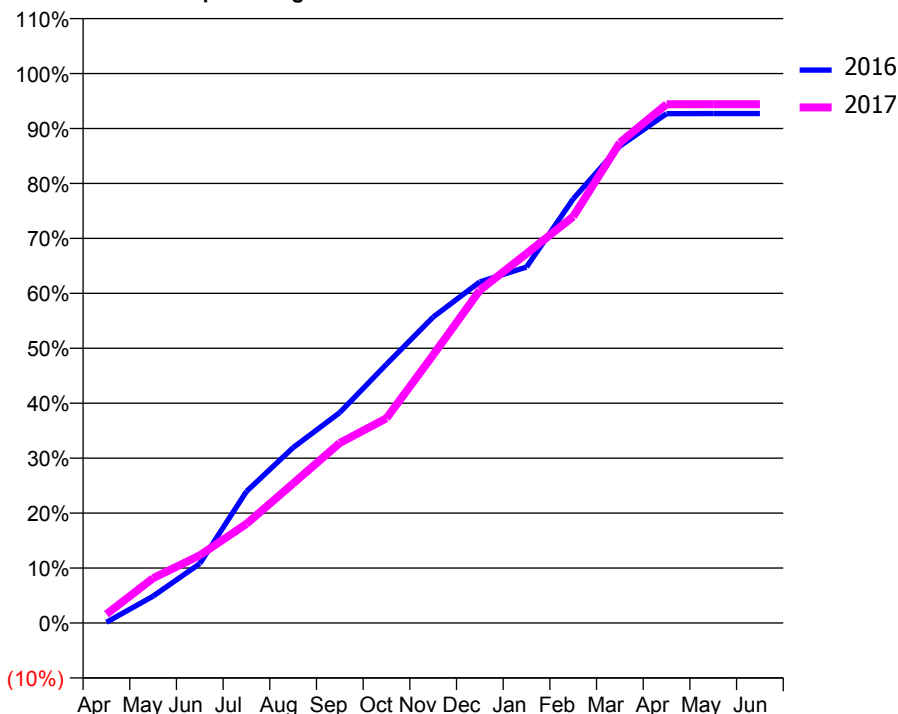
### ACCESS\*

Patients seen in 24 months	Total	Change since previous quarter
Quarter ending March 2016	3,929	
Quarter ending June 2016	3,925	→
Quarter ending September 2016	3,913	→
Quarter ending December 2016	4,035	↑
Quarter ending March 2017	4,118	↑
<b>Variance since March 2016</b>	<b>4.8%</b>	<b>↑</b>



### ACTIVITY

Cumulative percentage of contracted UDA delivered 2016 & 2017



Month	Adjusted Scheduled Activity (UDA)	
	2016	2017
April	17	202
May	610	1,017
June	1,347	1,533
July	2,981	2,247
August	3,977	3,163
September	4,771	4,083
October	5,865	4,640
November	6,936	6,078
December	7,734	7,544
January	8,069	8,374
February	9,613	9,210
March	10,809	10,890
April	11,546	11,761
May	11,547	11,761
June	11,547	11,761

### QUALITY

	Quantity	Base Number	Contract	AT	Region	England
% of FP17s for the same patient ID Re-attending within 3 months - Children	106	1,500	7.1%	10.0%	12.0%	12.3%
% of FP17s for the same patient ID Re-attending within 3 months - Adults	499	3,573	14.0%	15.4%	16.0%	16.7%
% of FP17s for the same patient ID Re-attending between 3 & 9 months - Children	672	1,500	44.8%	51.1%	58.8%	57.6%
% of FP17s for the same patient ID Re-attending between 3 & 9 months - Adults	1,633	3,573	45.7%	46.4%	51.2%	50.1%
% of FP17s for Band 1 Urgent Courses	391	4,689	8.3%	8.1%	8.0%	9.1%
% of FP17s Relating to Free Repair or Replacements	32	4,689	0.7%	0.7%	0.8%	0.8%
% of FP17s Relating to Continuations	36	4,689	0.8%	0.9%	1.2%	1.2%
% of Patients satisfied with the dentistry they have received	5	7	N/A	92.1%	92.7%	92.8%
% of Patients satisfied with the time they had to wait for an appointment	6	7	N/A	90.3%	89.1%	88.7%

\* This is based on patients treated on this contract for their most recent course of treatment. Figures in italics indicate the base number of FP17s or Patient Questionnaire responses are less than 100. N/A is shown where the base number of responses is less than 10 during the period. % is calculated as Quantity/Base number\*100

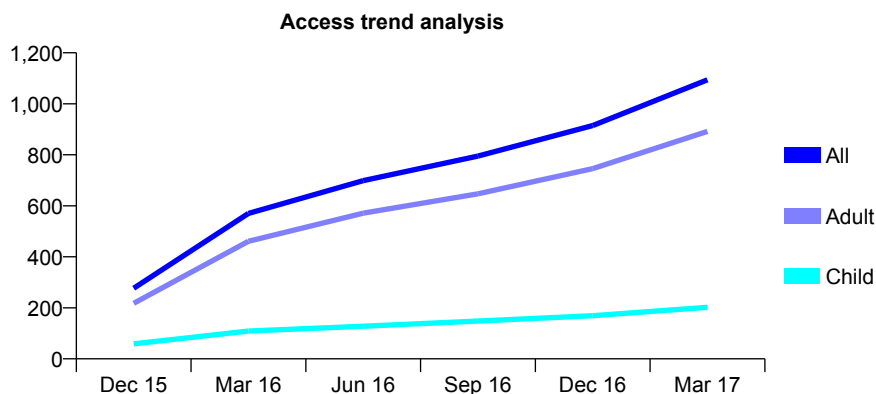
## Q54 - Vital Signs At a Glance Contract Report for 943630/0001 - Year end March 2017

Name or company name	MS HJ WAHEED
Contract type name	GDS Contract
Purpose of contract	General
Contract start date	01/10/2015
Contract end date	

16/17 Contracted general activity (UDA)	3,820
Carry forward general activity (UDA)	0
16/17 Contracted orthodontic activity (UOA)	0
Carry forward orthodontic activity (UOA)	0
Baseline contract value	£106,025.21

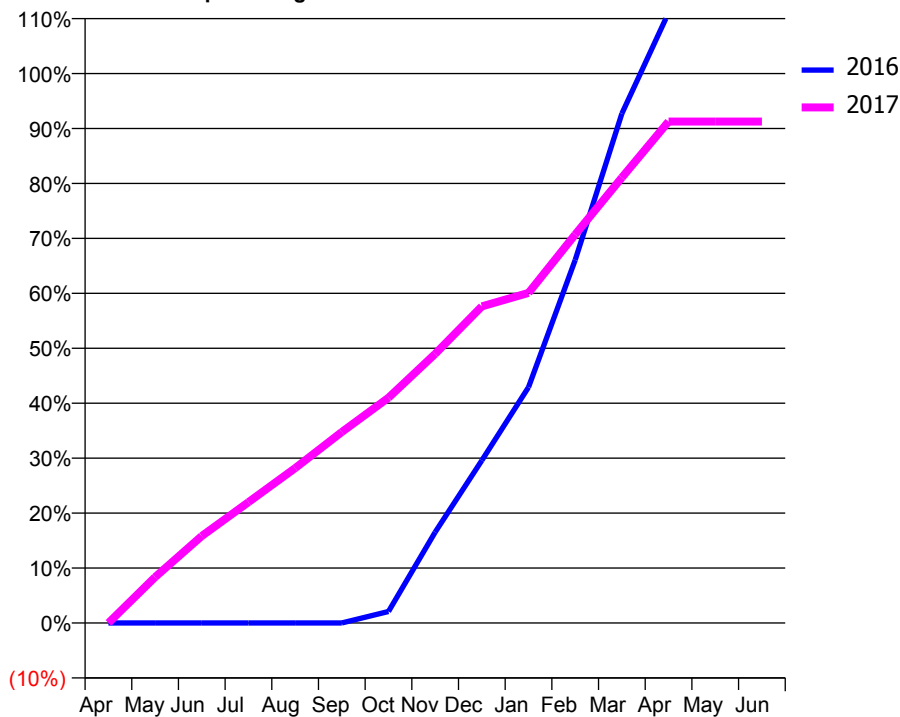
### ACCESS\*

Patients seen in 24 months	Total	Change since previous quarter
Quarter ending March 2016	570	
Quarter ending June 2016	699	↑
Quarter ending September 2016	795	↑
Quarter ending December 2016	915	↑
Quarter ending March 2017	1,094	↑
<b>Variance since March 2016</b>	<b>91.9%</b>	<b>↑</b>



### ACTIVITY

Cumulative percentage of contracted UDA delivered 2016 & 2017



Adjusted Scheduled Activity (UDA)

Month	2016	2017
April	0	0
May	0	320
June	0	605
July	0	840
August	0	1,076
September	0	1,328
October	40	1,567
November	316	1,871
December	565	2,202
January	820	2,295
February	1,262	2,700
March	1,771	3,097
April	2,121	3,486
May	2,122	3,486
June	2,122	3,486

### QUALITY

	Quantity	Base Number	Contract	AT	Region	England
% of FP17s for the same patient ID Re-attending within 3 months - Children	22	267	8.2%	10.0%	12.0%	12.3%
% of FP17s for the same patient ID Re-attending within 3 months - Adults	111	1,203	9.2%	15.4%	16.0%	16.7%
% of FP17s for the same patient ID Re-attending between 3 & 9 months - Children	101	267	37.8%	51.1%	58.8%	57.6%
% of FP17s for the same patient ID Re-attending between 3 & 9 months - Adults	510	1,203	42.4%	46.4%	51.2%	50.1%
% of FP17s for Band 1 Urgent Courses	53	1,323	4.0%	8.1%	8.0%	9.1%
% of FP17s Relating to Free Repair or Replacements	7	1,323	0.5%	0.7%	0.8%	0.8%
% of FP17s Relating to Continuations	7	1,323	0.5%	0.9%	1.2%	1.2%
% of Patients satisfied with the dentistry they have received	8	9	N/A	92.1%	92.7%	92.8%
% of Patients satisfied with the time they had to wait for an appointment	9	9	N/A	90.3%	89.1%	88.7%

\* This is based on patients treated on this contract for their most recent course of treatment. Figures in italics indicate the base number of FP17s or Patient Questionnaire responses are less than 100. N/A is shown where the base number of responses is less than 10 during the period. % is calculated as Quantity/Base number\*100

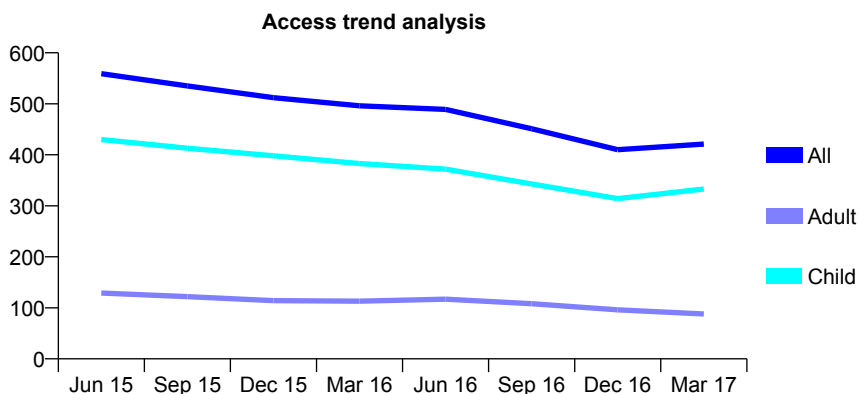
## Q54 - Vital Signs At a Glance Contract Report for 943673/0001 - Year end March 2017

Name or company name	MISS H JAGPAL
Contract type name	GDS Contract
Purpose of contract	General
Contract start date	03/07/2009
Contract end date	

16/17 Contracted general activity (UDA)	826
Carry forward general activity (UDA)	-5
16/17 Contracted orthodontic activity (UOA)	0
Carry forward orthodontic activity (UOA)	0
Baseline contract value	£19,308.87

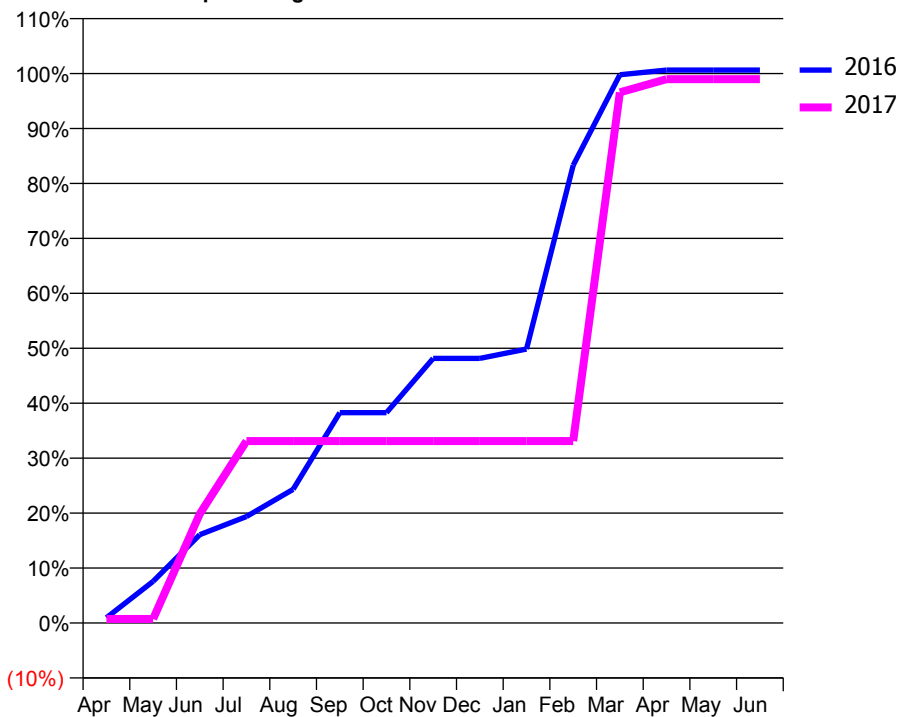
### ACCESS\*

Patients seen in 24 months	Total	Change since previous quarter
Quarter ending March 2016	496	
Quarter ending June 2016	489	↓
Quarter ending September 2016	451	↓
Quarter ending December 2016	410	↓
Quarter ending March 2017	421	↑
<b>Variance since March 2016</b>	<b>(15.1%)</b>	<b>↓</b>



### ACTIVITY

Cumulative percentage of contracted UDA delivered 2016 & 2017



Adjusted Scheduled Activity (UDA)

Month	2016	2017
April	8	6
May	63	6
June	133	164
July	160	274
August	201	274
September	316	274
October	316	274
November	398	274
December	398	274
January	412	274
February	688	274
March	824	798
April	831	818
May	831	818
June	831	818

### QUALITY

	Quantity	Base Number	Contract	AT	Region	England
% of FP17s for the same patient ID Re-attending within 3 months - Children	2	290	0.7%	10.0%	12.0%	12.3%
% of FP17s for the same patient ID Re-attending within 3 months - Adults	1	51	2.0%	15.4%	16.0%	16.7%
% of FP17s for the same patient ID Re-attending between 3 & 9 months - Children	28	290	9.7%	51.1%	58.8%	57.6%
% of FP17s for the same patient ID Re-attending between 3 & 9 months - Adults	5	51	9.8%	46.4%	51.2%	50.1%
% of FP17s for Band 1 Urgent Courses	13	346	3.8%	8.1%	8.0%	9.1%
% of FP17s Relating to Free Repair or Replacements	0	346	0.0%	0.7%	0.8%	0.8%
% of FP17s Relating to Continuations	0	346	0.0%	0.9%	1.2%	1.2%
% of Patients satisfied with the dentistry they have received	1	1	N/A	92.1%	92.7%	92.8%
% of Patients satisfied with the time they had to wait for an appointment	0	1	N/A	90.3%	89.1%	88.7%

\* This is based on patients treated on this contract for their most recent course of treatment. Figures in italics indicate the base number of FP17s or Patient Questionnaire responses are less than 100. N/A is shown where the base number of responses is less than 10 during the period. % is calculated as Quantity/Base number\*100

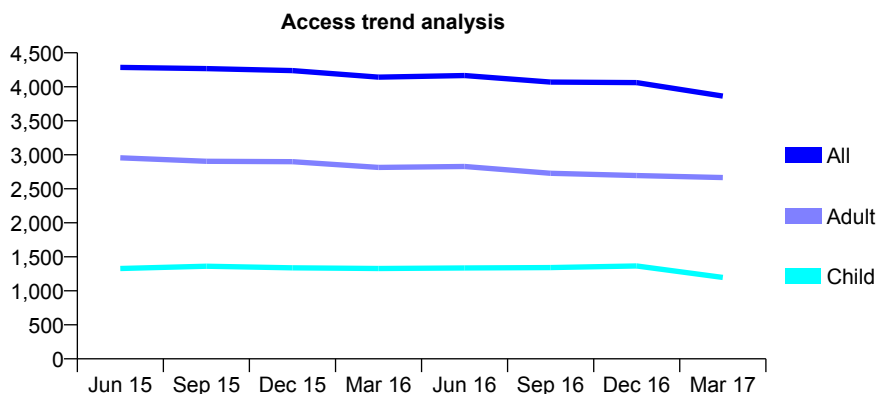
## Q54 - Vital Signs At a Glance Contract Report for 944009/0001 - Year end March 2017

Name or company name	MR Z AFZAL
Contract type name	GDS Contract
Purpose of contract	General
Contract start date	01/04/2006
Contract end date	

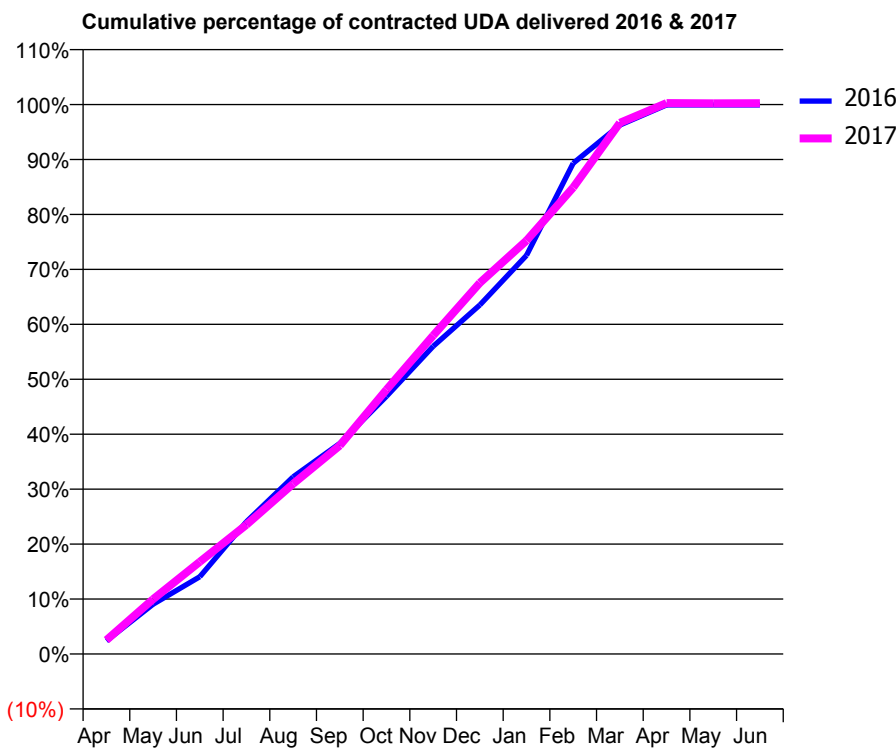
16/17 Contracted general activity (UDA)	13,582
Carry forward general activity (UDA)	12
16/17 Contracted orthodontic activity (UOA)	0
Carry forward orthodontic activity (UOA)	0
Baseline contract value	£336,359.55

### ACCESS\*

Patients seen in 24 months	Total	Change since previous quarter
Quarter ending March 2016	4,143	
Quarter ending June 2016	4,165	→
Quarter ending September 2016	4,070	↓
Quarter ending December 2016	4,061	→
Quarter ending March 2017	3,863	↓
<b>Variance since March 2016</b>	<b>(6.8%)</b>	<b>↓</b>



### ACTIVITY



Month	Adjusted Scheduled Activity (UDA)	
	2016	2017
April	326	344
May	1,232	1,356
June	1,911	2,280
July	3,270	3,194
August	4,377	4,206
September	5,207	5,152
October	6,368	6,534
November	7,604	7,871
December	8,627	9,173
January	9,852	10,218
February	12,130	11,530
March	13,075	13,129
April	13,570	13,617
May	13,570	13,610
June	13,570	13,614

### QUALITY

	Quantity	Base Number	Contract	AT	Region	England
% of FP17s for the same patient ID Re-attending within 3 months - Children	100	1,265	7.9%	10.0%	12.0%	12.3%
% of FP17s for the same patient ID Re-attending within 3 months - Adults	480	2,901	16.5%	15.4%	16.0%	16.7%
% of FP17s for the same patient ID Re-attending between 3 & 9 months - Children	440	1,265	34.8%	51.1%	58.8%	57.6%
% of FP17s for the same patient ID Re-attending between 3 & 9 months - Adults	1,041	2,901	35.9%	46.4%	51.2%	50.1%
% of FP17s for Band 1 Urgent Courses	523	4,139	12.6%	8.1%	8.0%	9.1%
% of FP17s Relating to Free Repair or Replacements	50	4,139	1.2%	0.7%	0.8%	0.8%
% of FP17s Relating to Continuations	6	4,139	0.1%	0.9%	1.2%	1.2%
% of Patients satisfied with the dentistry they have received	0	0	N/A	92.1%	92.7%	92.8%
% of Patients satisfied with the time they had to wait for an appointment	0	0	N/A	90.3%	89.1%	88.7%

\* This is based on patients treated on this contract for their most recent course of treatment. Figures in italics indicate the base number of FP17s or Patient Questionnaire responses are less than 100. N/A is shown where the base number of responses is less than 10 during the period. % is calculated as Quantity/Base number\*100



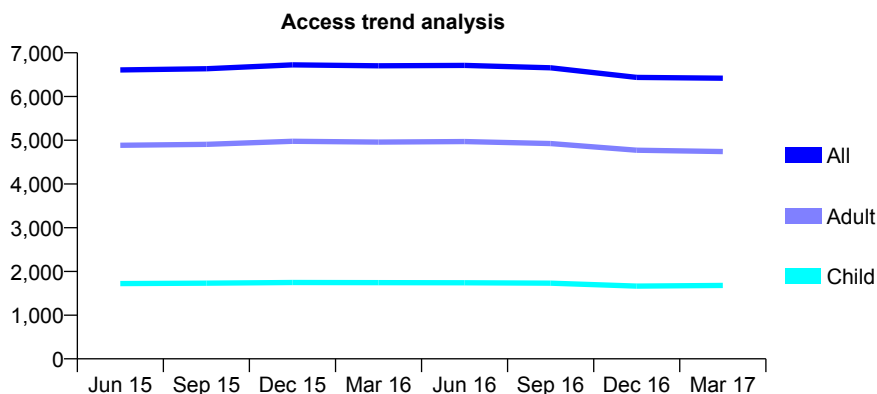
## Q54 - Vital Signs At a Glance Contract Report for 944092/0001 - Year end March 2017

Name or company name	MISS SN CHAUDARY
Contract type name	GDS Contract
Purpose of contract	General
Contract start date	17/09/2010
Contract end date	

16/17 Contracted general activity (UDA)	18,528
Carry forward general activity (UDA)	-370
16/17 Contracted orthodontic activity (UOA)	0
Carry forward orthodontic activity (UOA)	0
Baseline contract value	£460,784.27

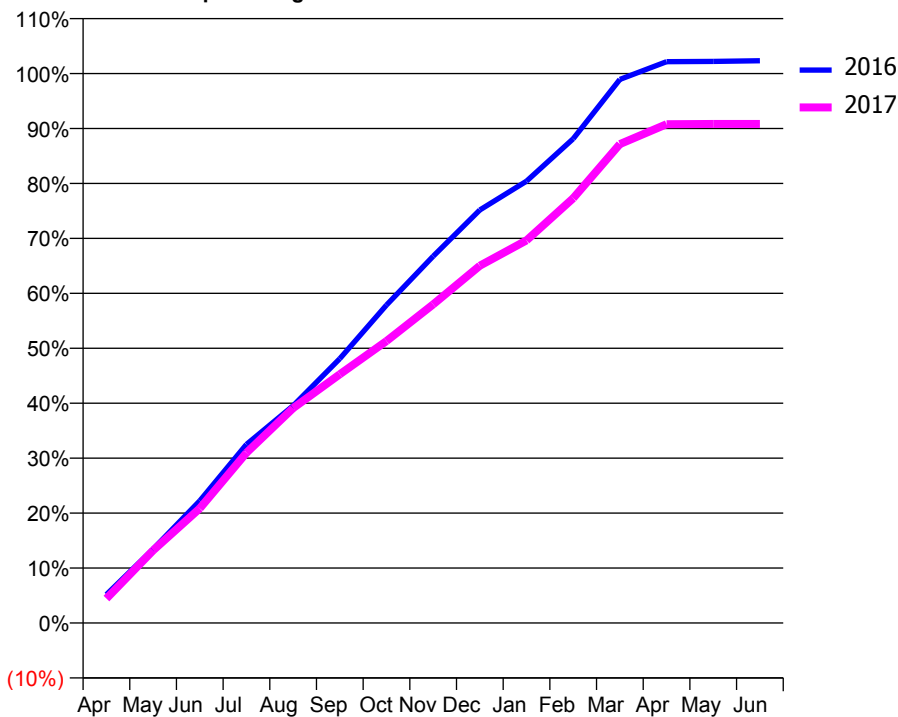
### ACCESS\*

Patients seen in 24 months	Total	Change since previous quarter
Quarter ending March 2016	6,702	
Quarter ending June 2016	6,711	→
Quarter ending September 2016	6,656	→
Quarter ending December 2016	6,436	↓
Quarter ending March 2017	6,420	→
<b>Variance since March 2016</b>	<b>(4.2%)</b>	<b>↓</b>



### ACTIVITY

Cumulative percentage of contracted UDA delivered 2016 & 2017



Adjusted Scheduled Activity (UDA)

Month	2016	2017
April	960	825
May	2,492	2,446
June	4,122	3,863
July	6,024	5,738
August	7,326	7,243
September	8,914	8,386
October	10,722	9,505
November	12,368	10,743
December	13,929	12,046
January	14,897	12,901
February	16,328	14,321
March	18,329	16,150
April	18,928	16,820
May	18,936	16,826
June	18,960	16,826

### QUALITY

	Quantity	Base Number	Contract	AT	Region	England
% of FP17s for the same patient ID Re-attending within 3 months - Children	140	2,482	5.6%	10.0%	12.0%	12.3%
% of FP17s for the same patient ID Re-attending within 3 months - Adults	781	6,613	11.8%	15.4%	16.0%	16.7%
% of FP17s for the same patient ID Re-attending between 3 & 9 months - Children	1,587	2,482	63.9%	51.1%	58.8%	57.6%
% of FP17s for the same patient ID Re-attending between 3 & 9 months - Adults	4,121	6,613	62.3%	46.4%	51.2%	50.1%
% of FP17s for Band 1 Urgent Courses	368	9,105	4.0%	8.1%	8.0%	9.1%
% of FP17s Relating to Free Repair or Replacements	48	9,105	0.5%	0.7%	0.8%	0.8%
% of FP17s Relating to Continuations	67	9,105	0.7%	0.9%	1.2%	1.2%
% of Patients satisfied with the dentistry they have received	7	8	N/A	92.1%	92.7%	92.8%
% of Patients satisfied with the time they had to wait for an appointment	8	8	N/A	90.3%	89.1%	88.7%

\* This is based on patients treated on this contract for their most recent course of treatment. Figures in italics indicate the base number of FP17s or Patient Questionnaire responses are less than 100. N/A is shown where the base number of responses is less than 10 during the period. % is calculated as Quantity/Base number\*100

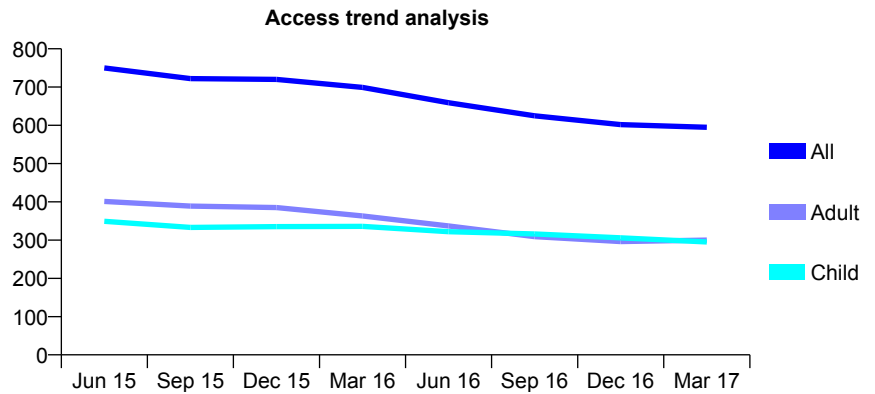
## Q54 - Vital Signs At a Glance Contract Report for 946303/0001 - Year end March 2017

Name or company name	MR E ACHEAMPONG
Contract type name	GDS Contract
Purpose of contract	General and Orthodontic
Contract start date	01/04/2006
Contract end date	

16/17 Contracted general activity (UDA)	2,390
Carry forward general activity (UDA)	0
16/17 Contracted orthodontic activity (UOA)	1,042
Carry forward orthodontic activity (UOA)	16
Baseline contract value	£118,747.33

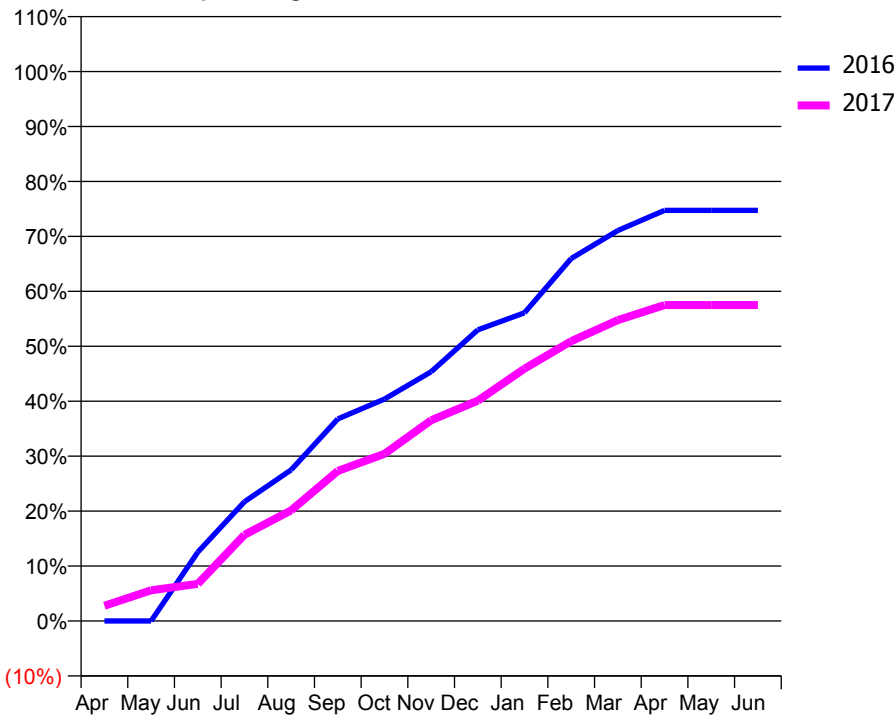
### ACCESS\*

Patients seen in 24 months	Total	Change since previous quarter
Quarter ending March 2016	699	
Quarter ending June 2016	659	↓
Quarter ending September 2016	625	↓
Quarter ending December 2016	602	↓
Quarter ending March 2017	595	↓
<b>Variance since March 2016</b>	<b>(14.9%)</b>	<b>↓</b>



### ACTIVITY

Cumulative percentage of contracted UDA delivered 2016 & 2017



Month	Adjusted Scheduled Activity (UDA)	
	2016	2017
April	0	66
May	0	134
June	299	162
July	519	375
August	658	481
September	879	653
October	966	727
November	1,084	873
December	1,266	959
January	1,341	1,097
February	1,577	1,217
March	1,699	1,309
April	1,786	1,374
May	1,786	1,374
June	1,786	1,374

### QUALITY

	Quantity	Base Number	Contract	AT	Region	England
% of FP17s for the same patient ID Re-attending within 3 months - Children	22	430	5.1%	10.0%	12.0%	12.3%
% of FP17s for the same patient ID Re-attending within 3 months - Adults	47	322	14.6%	15.4%	16.0%	16.7%
% of FP17s for the same patient ID Re-attending between 3 & 9 months - Children	204	430	47.4%	51.1%	58.8%	57.6%
% of FP17s for the same patient ID Re-attending between 3 & 9 months - Adults	139	322	43.2%	46.4%	51.2%	50.1%
% of FP17s for Band 1 Urgent Courses	36	693	5.2%	8.1%	8.0%	9.1%
% of FP17s Relating to Free Repair or Replacements	0	693	0.0%	0.7%	0.8%	0.8%
% of FP17s Relating to Continuations	4	693	0.6%	0.9%	1.2%	1.2%
% of Patients satisfied with the dentistry they have received	1	1	N/A	92.1%	92.7%	92.8%
% of Patients satisfied with the time they had to wait for an appointment	1	1	N/A	90.3%	89.1%	88.7%

\* This is based on patients treated on this contract for their most recent course of treatment. Figures in italics indicate the base number of FP17s or Patient Questionnaire responses are less than 100. N/A is shown where the base number of responses is less than 10 during the period. % is calculated as Quantity/Base number\*100

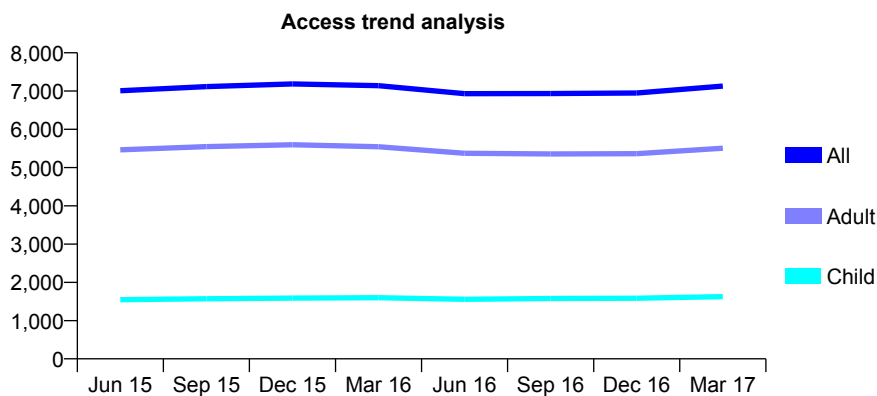
## Q54 - Vital Signs At a Glance Contract Report for 960128/0002 - Year end March 2017

Name or company name	MR Z SACRANIE
Contract type name	GDS Contract
Purpose of contract	General
Contract start date	01/11/2006
Contract end date	

16/17 Contracted general activity (UDA)	18,821
Carry forward general activity (UDA)	-40
16/17 Contracted orthodontic activity (UOA)	0
Carry forward orthodontic activity (UOA)	0
Baseline contract value	£416,064.06

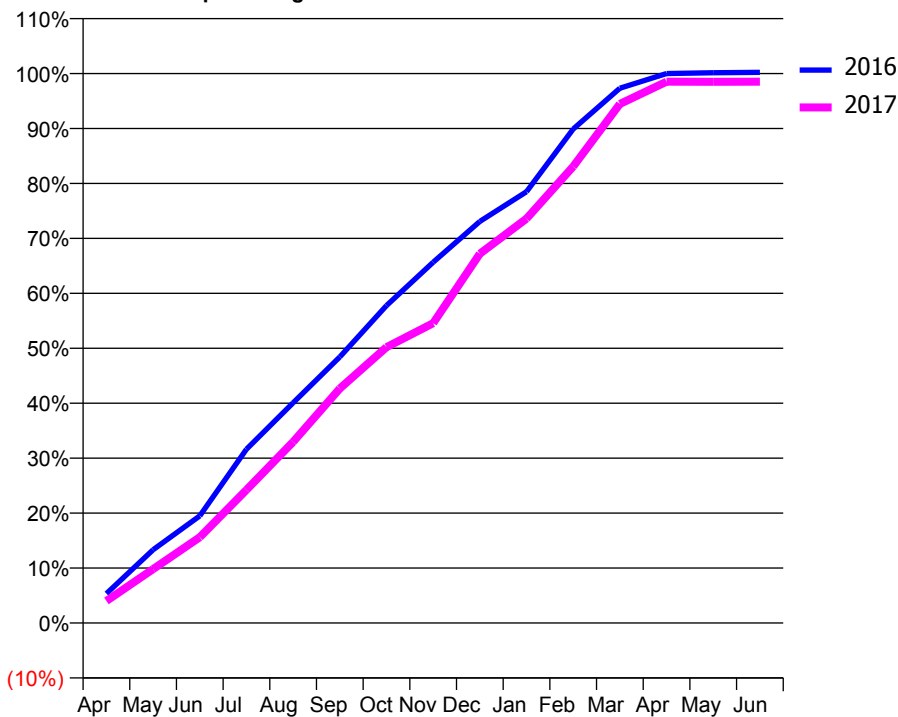
### ACCESS\*

Patients seen in 24 months	Total	Change since previous quarter
Quarter ending March 2016	7,142	
Quarter ending June 2016	6,932	↓
Quarter ending September 2016	6,934	→
Quarter ending December 2016	6,950	→
Quarter ending March 2017	7,132	↑
<b>Variance since March 2016</b>	<b>(0.1%)</b>	→



### ACTIVITY

Cumulative percentage of contracted UDA delivered 2016 & 2017



Adjusted Scheduled Activity (UDA)

Month	2016	2017
April	1,009	756
May	2,511	1,846
June	3,671	2,941
July	5,954	4,560
August	7,543	6,203
September	9,116	8,030
October	10,873	9,446
November	12,357	10,271
December	13,756	12,651
January	14,775	13,851
February	16,918	15,636
March	18,317	17,778
April	18,820	18,539
May	18,846	18,537
June	18,861	18,540

### QUALITY

	Quantity	Base Number	Contract	AT	Region	England
% of FP17s for the same patient ID Re-attending within 3 months - Children	218	2,435	9.0%	10.0%	12.0%	12.3%
% of FP17s for the same patient ID Re-attending within 3 months - Adults	1,041	7,658	13.6%	15.4%	16.0%	16.7%
% of FP17s for the same patient ID Re-attending between 3 & 9 months - Children	1,536	2,435	63.1%	51.1%	58.8%	57.6%
% of FP17s for the same patient ID Re-attending between 3 & 9 months - Adults	4,536	7,658	59.2%	46.4%	51.2%	50.1%
% of FP17s for Band 1 Urgent Courses	720	9,433	7.6%	8.1%	8.0%	9.1%
% of FP17s Relating to Free Repair or Replacements	95	9,433	1.0%	0.7%	0.8%	0.8%
% of FP17s Relating to Continuations	57	9,433	0.6%	0.9%	1.2%	1.2%
% of Patients satisfied with the dentistry they have received	10	10	100.0%	92.1%	92.7%	92.8%
% of Patients satisfied with the time they had to wait for an appointment	10	10	100.0%	90.3%	89.1%	88.7%

\* This is based on patients treated on this contract for their most recent course of treatment. Figures in italics indicate the base number of FP17s or Patient Questionnaire responses are less than 100. N/A is shown where the base number of responses is less than 10 during the period. % is calculated as Quantity/Base number\*100

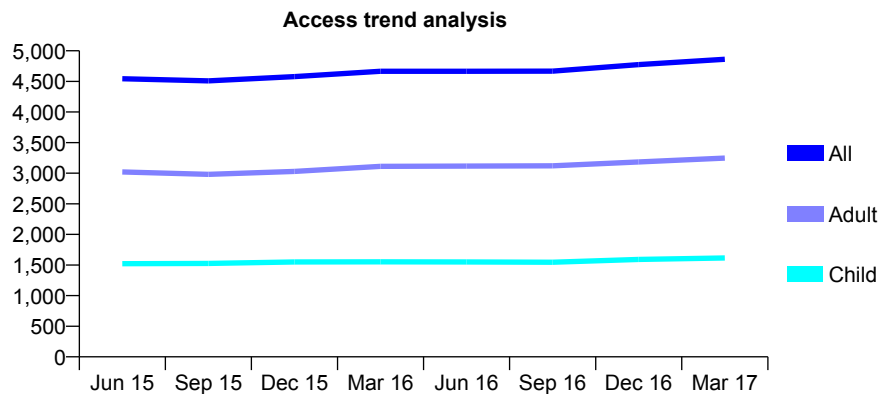
## Q54 - Vital Signs At a Glance Contract Report for 960934/0002 - Year end March 2017

Name or company name	MRS J DHERI
Contract type name	GDS Contract
Purpose of contract	General
Contract start date	19/06/2006
Contract end date	

16/17 Contracted general activity (UDA)	12,396
Carry forward general activity (UDA)	-23
16/17 Contracted orthodontic activity (UOA)	0
Carry forward orthodontic activity (UOA)	0
Baseline contract value	£320,687.87

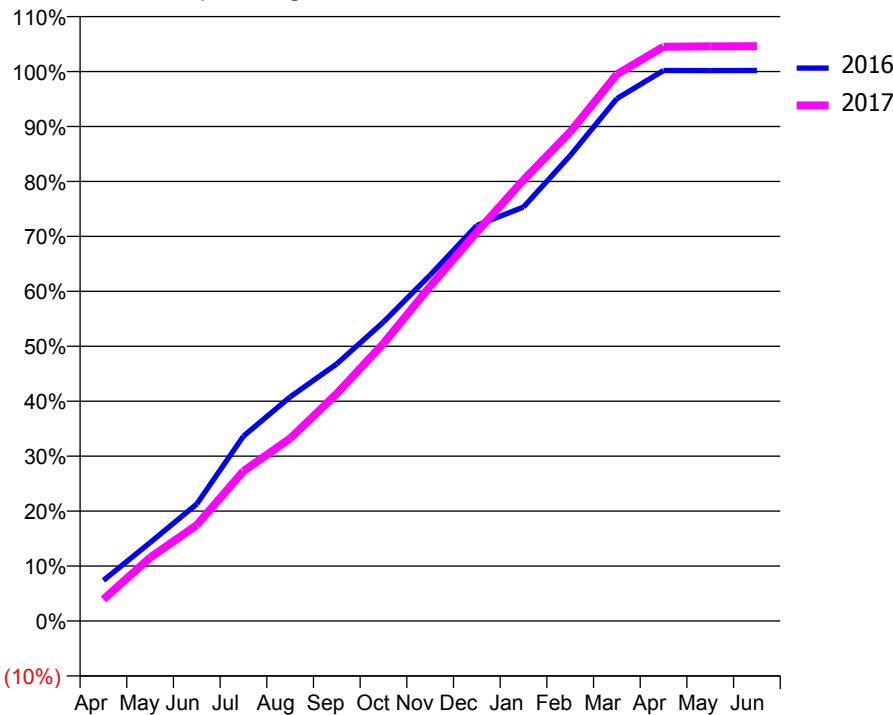
### ACCESS\*

Patients seen in 24 months	Total	Change since previous quarter
Quarter ending March 2016	4,665	
Quarter ending June 2016	4,666	→
Quarter ending September 2016	4,667	→
Quarter ending December 2016	4,775	↑
Quarter ending March 2017	4,862	→
<b>Variance since March 2016</b>	<b>4.2%</b>	<b>↑</b>



### ACTIVITY

Cumulative percentage of contracted UDA delivered 2016 & 2017



Month	Adjusted Scheduled Activity (UDA)	
	2016	2017
April	916	490
May	1,770	1,429
June	2,641	2,164
July	4,172	3,384
August	5,054	4,115
September	5,800	5,129
October	6,745	6,260
November	7,804	7,548
December	8,925	8,775
January	9,338	9,950
February	10,500	11,032
March	11,785	12,333
April	12,419	12,954
May	12,416	12,963
June	12,419	12,966

### QUALITY

	Quantity	Base Number	Contract	AT	Region	England
% of FP17s for the same patient ID Re-attending within 3 months - Children	128	2,456	5.2%	10.0%	12.0%	12.3%
% of FP17s for the same patient ID Re-attending within 3 months - Adults	587	4,590	12.8%	15.4%	16.0%	16.7%
% of FP17s for the same patient ID Re-attending between 3 & 9 months - Children	1,540	2,456	62.7%	51.1%	58.8%	57.6%
% of FP17s for the same patient ID Re-attending between 3 & 9 months - Adults	2,547	4,590	55.5%	46.4%	51.2%	50.1%
% of FP17s for Band 1 Urgent Courses	383	7,048	5.4%	8.1%	8.0%	9.1%
% of FP17s Relating to Free Repair or Replacements	27	7,048	0.4%	0.7%	0.8%	0.8%
% of FP17s Relating to Continuations	76	7,048	1.1%	0.9%	1.2%	1.2%
% of Patients satisfied with the dentistry they have received	9	10	90.0%	92.1%	92.7%	92.8%
% of Patients satisfied with the time they had to wait for an appointment	8	10	80.0%	90.3%	89.1%	88.7%

\* This is based on patients treated on this contract for their most recent course of treatment. Figures in italics indicate the base number of FP17s or Patient Questionnaire responses are less than 100. N/A is shown where the base number of responses is less than 10 during the period. % is calculated as Quantity/Base number\*100

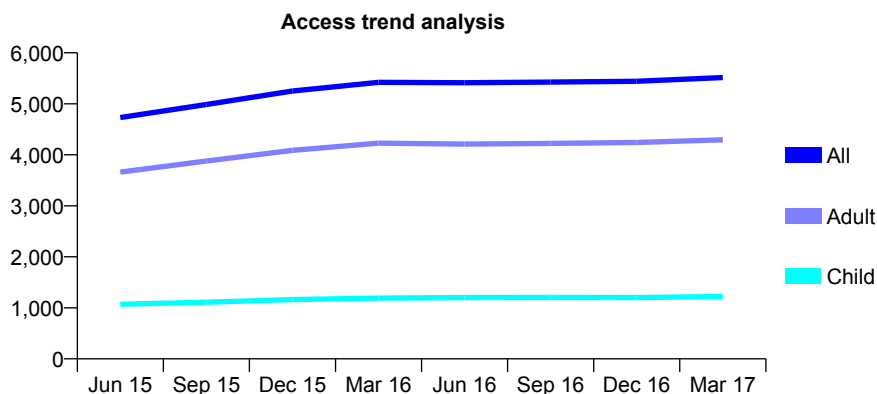
## Q54 - Vital Signs At a Glance Contract Report for 968811/0001 - Year end March 2017

Name or company name	MR D CHACKO
Contract type name	GDS Contract
Purpose of contract	General
Contract start date	01/04/2014
Contract end date	

16/17 Contracted general activity (UDA)	16,500
Carry forward general activity (UDA)	-330
16/17 Contracted orthodontic activity (UOA)	0
Carry forward orthodontic activity (UOA)	0
Baseline contract value	£413,864.99

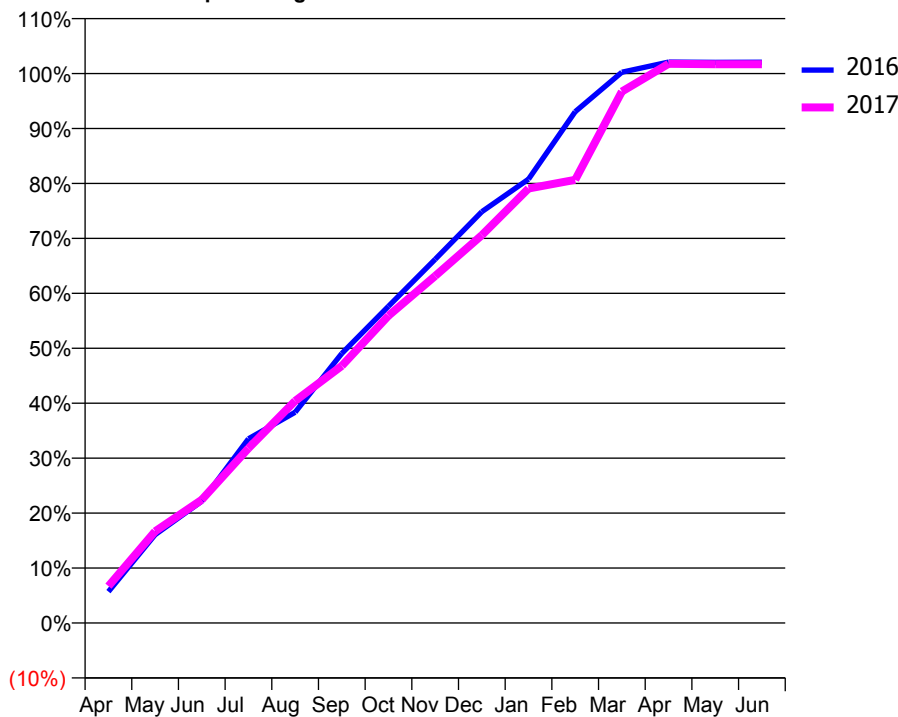
### ACCESS\*

Patients seen in 24 months	Total	Change since previous quarter
Quarter ending March 2016	5,422	
Quarter ending June 2016	5,412	→
Quarter ending September 2016	5,426	→
Quarter ending December 2016	5,441	→
Quarter ending March 2017	5,516	→
<b>Variance since March 2016</b>	<b>1.7%</b>	<b>→</b>



### ACTIVITY

Cumulative percentage of contracted UDA delivered 2016 & 2017



Month	Adjusted Scheduled Activity (UDA)	
	2016	2017
April	945	1,108
May	2,651	2,752
June	3,656	3,702
July	5,532	5,248
August	6,327	6,670
September	8,093	7,723
October	9,514	9,226
November	10,922	10,421
December	12,352	11,646
January	13,329	13,046
February	15,354	13,309
March	16,537	15,957
April	16,844	16,790
May	16,837	16,777
June	16,840	16,779

### QUALITY

	Quantity	Base Number	Contract	AT	Region	England
% of FP17s for the same patient ID Re-attending within 3 months - Children	117	1,843	6.3%	10.0%	12.0%	12.3%
% of FP17s for the same patient ID Re-attending within 3 months - Adults	966	6,106	15.8%	15.4%	16.0%	16.7%
% of FP17s for the same patient ID Re-attending between 3 & 9 months - Children	1,176	1,843	63.8%	51.1%	58.8%	57.6%
% of FP17s for the same patient ID Re-attending between 3 & 9 months - Adults	3,471	6,106	56.8%	46.4%	51.2%	50.1%
% of FP17s for Band 1 Urgent Courses	528	8,146	6.5%	8.1%	8.0%	9.1%
% of FP17s Relating to Free Repair or Replacements	140	8,146	1.7%	0.7%	0.8%	0.8%
% of FP17s Relating to Continuations	76	8,146	0.9%	0.9%	1.2%	1.2%
% of Patients satisfied with the dentistry they have received	6	7	N/A	92.1%	92.7%	92.8%
% of Patients satisfied with the time they had to wait for an appointment	7	7	N/A	90.3%	89.1%	88.7%

\* This is based on patients treated on this contract for their most recent course of treatment. Figures in italics indicate the base number of FP17s or Patient Questionnaire responses are less than 100. N/A is shown where the base number of responses is less than 10 during the period. % is calculated as Quantity/Base number\*100

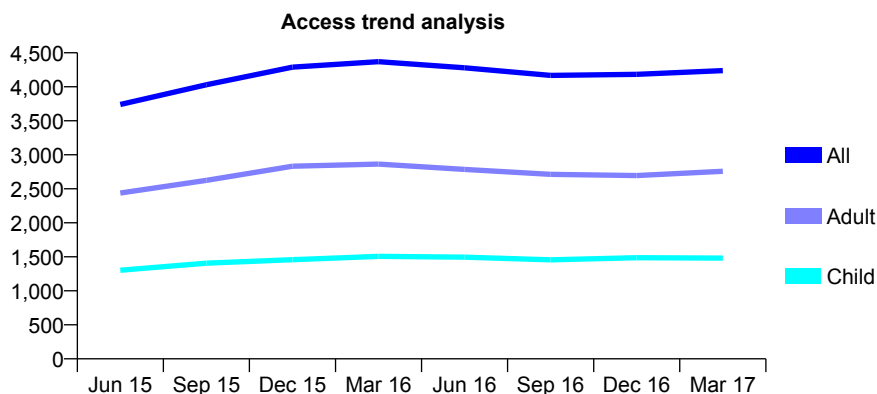
## Q54 - Vital Signs At a Glance Contract Report for 976989/0001 - Year end March 2017

Name or company name	MR SS SOHAL
Contract type name	GDS Contract
Purpose of contract	General
Contract start date	23/11/2013
Contract end date	

16/17 Contracted general activity (UDA)	12,884
Carry forward general activity (UDA)	225
16/17 Contracted orthodontic activity (UOA)	0
Carry forward orthodontic activity (UOA)	0
Baseline contract value	£340,475.89

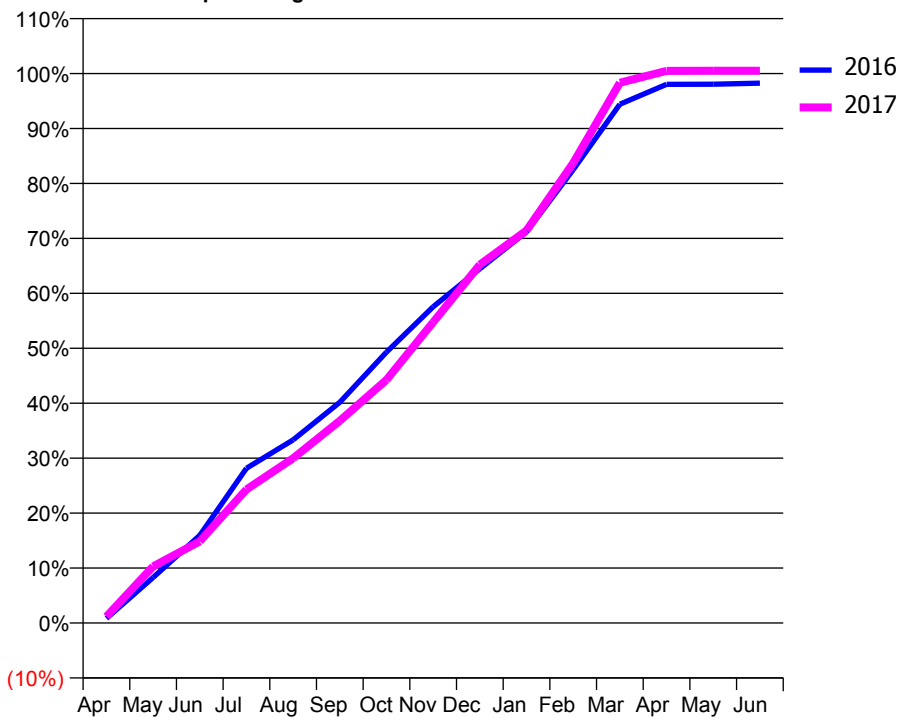
### ACCESS\*

Patients seen in 24 months	Total	Change since previous quarter
Quarter ending March 2016	4,370	
Quarter ending June 2016	4,280	↓
Quarter ending September 2016	4,168	↓
Quarter ending December 2016	4,184	→
Quarter ending March 2017	4,238	→
<b>Variance since March 2016</b>	<b>(3.0%)</b>	<b>↓</b>



### ACTIVITY

Cumulative percentage of contracted UDA delivered 2016 & 2017



Month	Adjusted Scheduled Activity (UDA)	
	2016	2017
April	107	151
May	1,068	1,326
June	2,056	1,916
July	3,630	3,132
August	4,293	3,864
September	5,177	4,741
October	6,350	5,700
November	7,415	7,053
December	8,307	8,403
January	9,172	9,202
February	10,629	10,785
March	12,164	12,666
April	12,629	12,946
May	12,632	12,949
June	12,658	12,949

### QUALITY

	Quantity	Base Number	Contract	AT	Region	England
% of FP17s for the same patient ID Re-attending within 3 months - Children	91	1,958	4.6%	10.0%	12.0%	12.3%
% of FP17s for the same patient ID Re-attending within 3 months - Adults	445	3,241	13.7%	15.4%	16.0%	16.7%
% of FP17s for the same patient ID Re-attending between 3 & 9 months - Children	1,051	1,958	53.7%	51.1%	58.8%	57.6%
% of FP17s for the same patient ID Re-attending between 3 & 9 months - Adults	1,372	3,241	42.3%	46.4%	51.2%	50.1%
% of FP17s for Band 1 Urgent Courses	495	5,083	9.7%	8.1%	8.0%	9.1%
% of FP17s Relating to Free Repair or Replacements	3	5,083	0.1%	0.7%	0.8%	0.8%
% of FP17s Relating to Continuations	21	5,083	0.4%	0.9%	1.2%	1.2%
% of Patients satisfied with the dentistry they have received	0	0	N/A	92.1%	92.7%	92.8%
% of Patients satisfied with the time they had to wait for an appointment	0	0	N/A	90.3%	89.1%	88.7%

\* This is based on patients treated on this contract for their most recent course of treatment. Figures in italics indicate the base number of FP17s or Patient Questionnaire responses are less than 100. N/A is shown where the base number of responses is less than 10 during the period. % is calculated as Quantity/Base number\*100

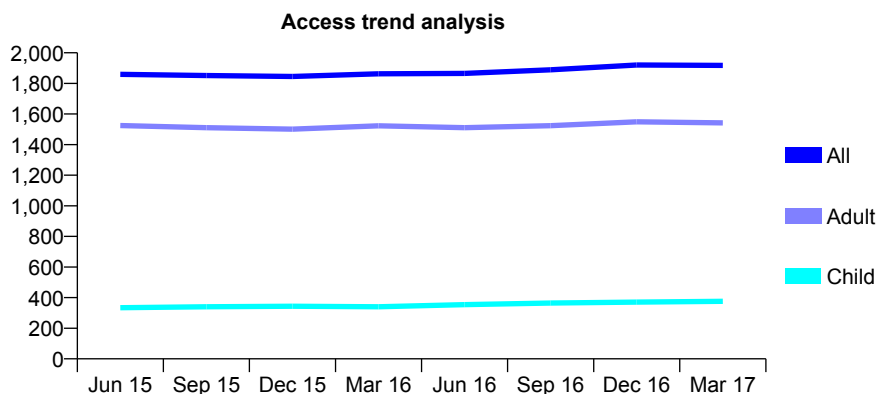
## Q54 - Vital Signs At a Glance Contract Report for 993913/0001 - Year end March 2017

Name or company name	MR SL REES
Contract type name	PDS Contract
Purpose of contract	General and Orthodontic
Contract start date	01/04/2006
Contract end date	31/03/2021

16/17 Contracted general activity (UDA)	6,811
Carry forward general activity (UDA)	0
16/17 Contracted orthodontic activity (UOA)	450
Carry forward orthodontic activity (UOA)	-9
Baseline contract value	£248,123.60

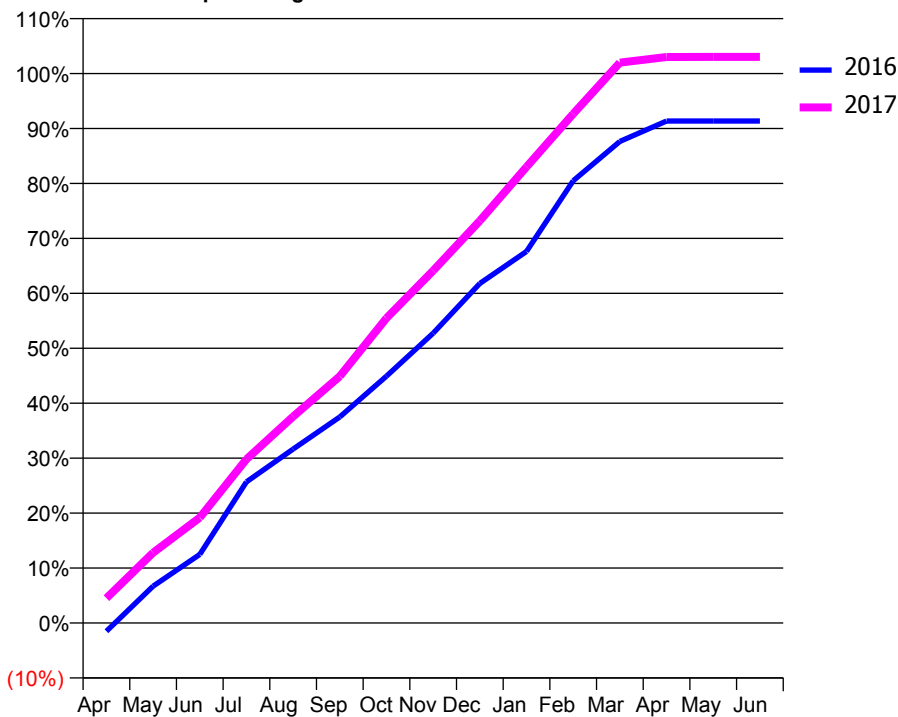
### ACCESS\*

Patients seen in 24 months	Total	Change since previous quarter
Quarter ending March 2016	1,863	
Quarter ending June 2016	1,865	→
Quarter ending September 2016	1,889	→
Quarter ending December 2016	1,920	→
Quarter ending March 2017	1,918	→
<b>Variance since March 2016</b>	<b>3.0%</b>	<b>↑</b>



### ACTIVITY

Cumulative percentage of contracted UDA delivered 2016 & 2017



Adjusted Scheduled Activity (UDA)

Month	2016	2017
April	-103	309
May	457	871
June	851	1,307
July	1,750	2,030
August	2,155	2,559
September	2,555	3,059
October	3,061	3,778
November	3,593	4,368
December	4,209	4,986
January	4,605	5,653
February	5,482	6,312
March	5,969	6,946
April	6,222	7,015
May	6,222	7,018
June	6,222	7,018

### QUALITY

	Quantity	Base Number	Contract	AT	Region	England
% of FP17s for the same patient ID Re-attending within 3 months - Children	85	577	14.7%	10.0%	12.0%	12.3%
% of FP17s for the same patient ID Re-attending within 3 months - Adults	307	2,257	13.6%	15.4%	16.0%	16.7%
% of FP17s for the same patient ID Re-attending between 3 & 9 months - Children	271	577	47.0%	51.1%	58.8%	57.6%
% of FP17s for the same patient ID Re-attending between 3 & 9 months - Adults	1,433	2,257	63.5%	46.4%	51.2%	50.1%
% of FP17s for Band 1 Urgent Courses	64	2,765	2.3%	8.1%	8.0%	9.1%
% of FP17s Relating to Free Repair or Replacements	33	2,765	1.2%	0.7%	0.8%	0.8%
% of FP17s Relating to Continuations	55	2,765	2.0%	0.9%	1.2%	1.2%
% of Patients satisfied with the dentistry they have received	4	4	N/A	92.1%	92.7%	92.8%
% of Patients satisfied with the time they had to wait for an appointment	4	4	N/A	90.3%	89.1%	88.7%

\* This is based on patients treated on this contract for their most recent course of treatment. Figures in italics indicate the base number of FP17s or Patient Questionnaire responses are less than 100. N/A is shown where the base number of responses is less than 10 during the period. % is calculated as Quantity/Base number\*100



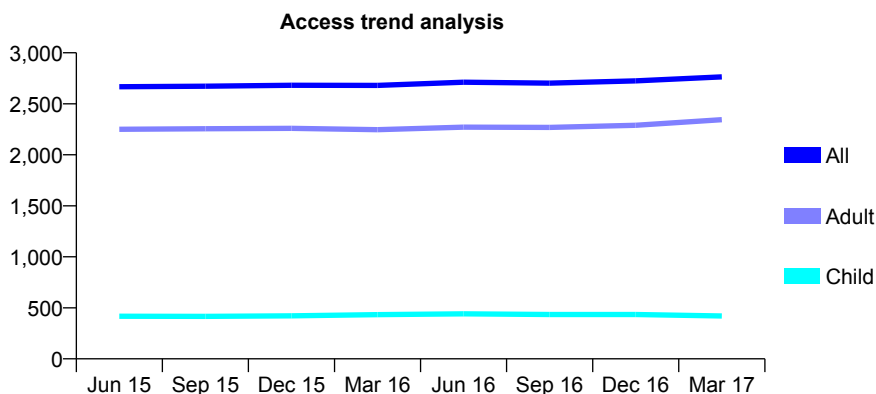
## Q54 - Vital Signs At a Glance Contract Report for 993956/0001 - Year end March 2017

Name or company name	MR SM BENTLEY
Contract type name	GDS Contract
Purpose of contract	General
Contract start date	01/04/2006
Contract end date	

16/17 Contracted general activity (UDA)	7,816
Carry forward general activity (UDA)	8
16/17 Contracted orthodontic activity (UOA)	0
Carry forward orthodontic activity (UOA)	0
Baseline contract value	£165,716.49

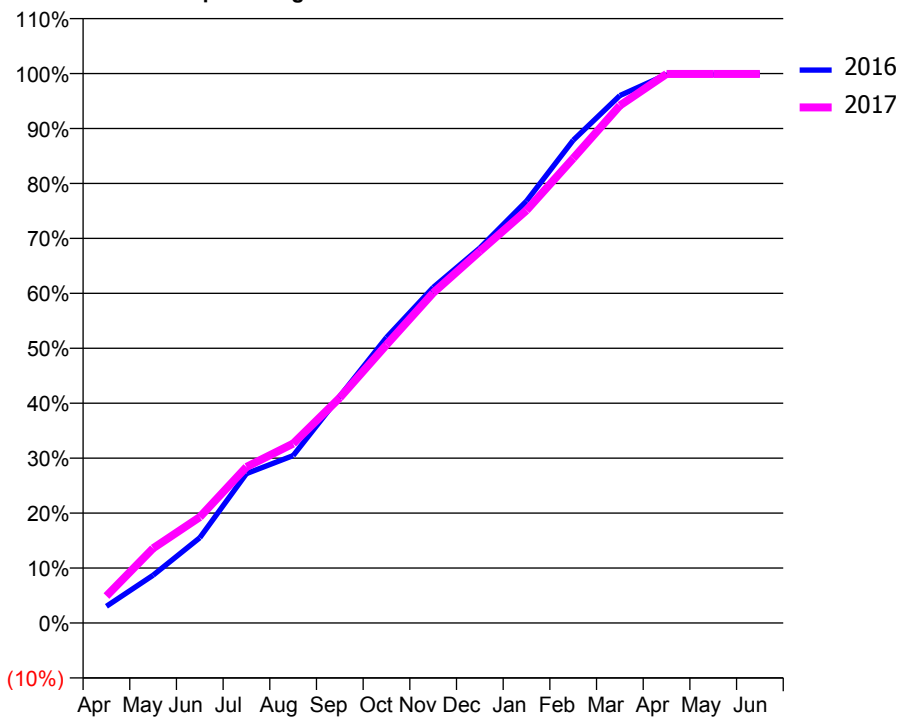
### ACCESS\*

Patients seen in 24 months	Total	Change since previous quarter
Quarter ending March 2016	2,680	
Quarter ending June 2016	2,712	→
Quarter ending September 2016	2,703	→
Quarter ending December 2016	2,725	→
Quarter ending March 2017	2,764	→
<b>Variance since March 2016</b>	<b>3.1%</b>	<b>↑</b>



### ACTIVITY

Cumulative percentage of contracted UDA delivered 2016 & 2017



Month	Adjusted Scheduled Activity (UDA)	
	2016	2017
April	239	384
May	680	1,063
June	1,212	1,508
July	2,125	2,219
August	2,381	2,552
September	3,225	3,205
October	4,061	3,957
November	4,773	4,695
December	5,334	5,287
January	6,002	5,870
February	6,867	6,610
March	7,502	7,360
April	7,802	7,810
May	7,805	7,810
June	7,808	7,810

### QUALITY

	Quantity	Base Number	Contract	AT	Region	England
% of FP17s for the same patient ID Re-attending within 3 months - Children	29	544	5.3%	10.0%	12.0%	12.3%
% of FP17s for the same patient ID Re-attending within 3 months - Adults	421	3,076	13.7%	15.4%	16.0%	16.7%
% of FP17s for the same patient ID Re-attending between 3 & 9 months - Children	292	544	53.7%	51.1%	58.8%	57.6%
% of FP17s for the same patient ID Re-attending between 3 & 9 months - Adults	1,364	3,076	44.3%	46.4%	51.2%	50.1%
% of FP17s for Band 1 Urgent Courses	111	3,623	3.1%	8.1%	8.0%	9.1%
% of FP17s Relating to Free Repair or Replacements	72	3,623	2.0%	0.7%	0.8%	0.8%
% of FP17s Relating to Continuations	45	3,623	1.2%	0.9%	1.2%	1.2%
% of Patients satisfied with the dentistry they have received	4	4	N/A	92.1%	92.7%	92.8%
% of Patients satisfied with the time they had to wait for an appointment	4	4	N/A	90.3%	89.1%	88.7%

\* This is based on patients treated on this contract for their most recent course of treatment. Figures in italics indicate the base number of FP17s or Patient Questionnaire responses are less than 100. N/A is shown where the base number of responses is less than 10 during the period. % is calculated as Quantity/Base number\*100

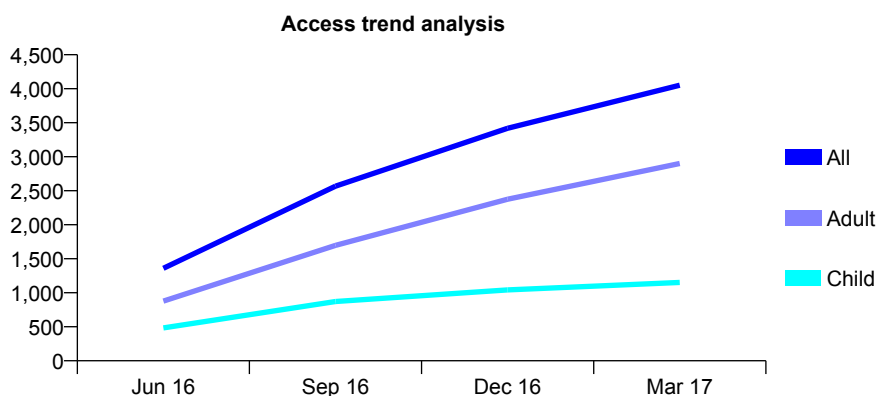
## Q55 - Vital Signs At a Glance Contract Report for 100062/0000 - Year end March 2017

Name or company name	MR EG MCDAID
Contract type name	GDS Contract
Purpose of contract	General
Contract start date	01/04/2016
Contract end date	

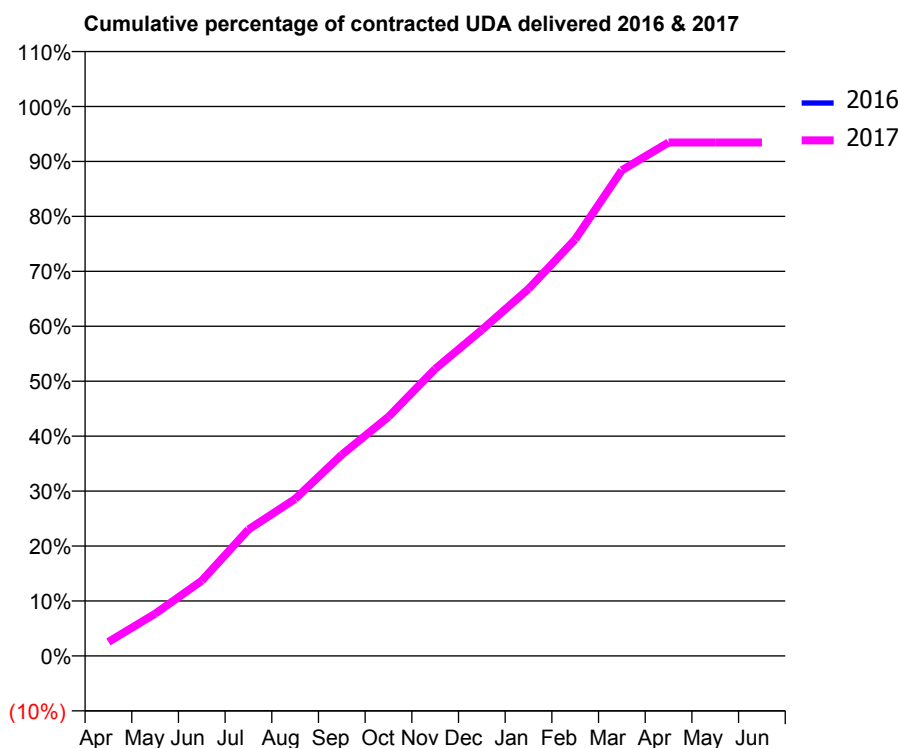
16/17 Contracted general activity (UDA)	15,426
Carry forward general activity (UDA)	0
16/17 Contracted orthodontic activity (UOA)	0
Carry forward orthodontic activity (UOA)	0
Baseline contract value	£396,518.85

### ACCESS\*

Patients seen in 24 months	Total	Change since previous quarter
Quarter ending March 2016	0	
Quarter ending June 2016	1,360	↑
Quarter ending September 2016	2,568	↑
Quarter ending December 2016	3,419	↑
Quarter ending March 2017	4,052	↑
<b>Variance since March 2016</b>	N/A	



### ACTIVITY



Month	Adjusted Scheduled Activity (UDA)	
	2016	2017
April	0	396
May	0	1,185
June	0	2,112
July	0	3,549
August	0	4,408
September	0	5,651
October	0	6,713
November	0	8,057
December	0	9,153
January	0	10,305
February	0	11,696
March	0	13,636
April	0	14,412
May	0	14,412
June	0	14,412

### QUALITY

	Quantity	Base Number	Contract	AT	Region	England
% of FP17s for the same patient ID Re-attending within 3 months - Children	135	2,172	6.2%	10.9%	12.0%	12.3%
% of FP17s for the same patient ID Re-attending within 3 months - Adults	510	4,535	11.2%	15.2%	16.0%	16.7%
% of FP17s for the same patient ID Re-attending between 3 & 9 months - Children	761	2,172	35.0%	61.3%	58.8%	57.6%
% of FP17s for the same patient ID Re-attending between 3 & 9 months - Adults	1,104	4,535	24.3%	54.8%	51.2%	50.1%
% of FP17s for Band 1 Urgent Courses	446	6,708	6.6%	7.0%	8.0%	9.1%
% of FP17s Relating to Free Repair or Replacements	71	6,708	1.1%	0.8%	0.8%	0.8%
% of FP17s Relating to Continuations	87	6,708	1.3%	1.6%	1.2%	1.2%
% of Patients satisfied with the dentistry they have received	8	9	N/A	92.3%	92.7%	92.8%
% of Patients satisfied with the time they had to wait for an appointment	9	9	N/A	88.0%	89.1%	88.7%

\* This is based on patients treated on this contract for their most recent course of treatment. Figures in italics indicate the base number of FP17s or Patient Questionnaire responses are less than 100. N/A is shown where the base number of responses is less than 10 during the period. % is calculated as Quantity/Base number\*100

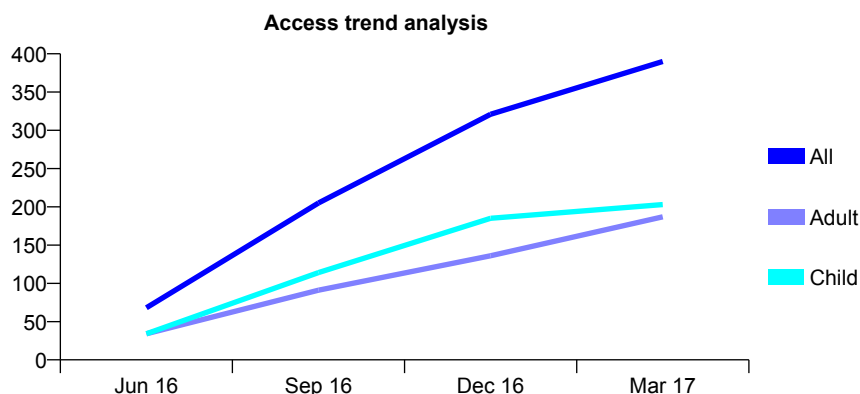
## Q55 - Vital Signs At a Glance Contract Report for 100101/0000 - Year end March 2017

Name or company name	Brookview Dental Care
Contract type name	GDS Contract
Purpose of contract	General
Contract start date	01/04/2016
Contract end date	

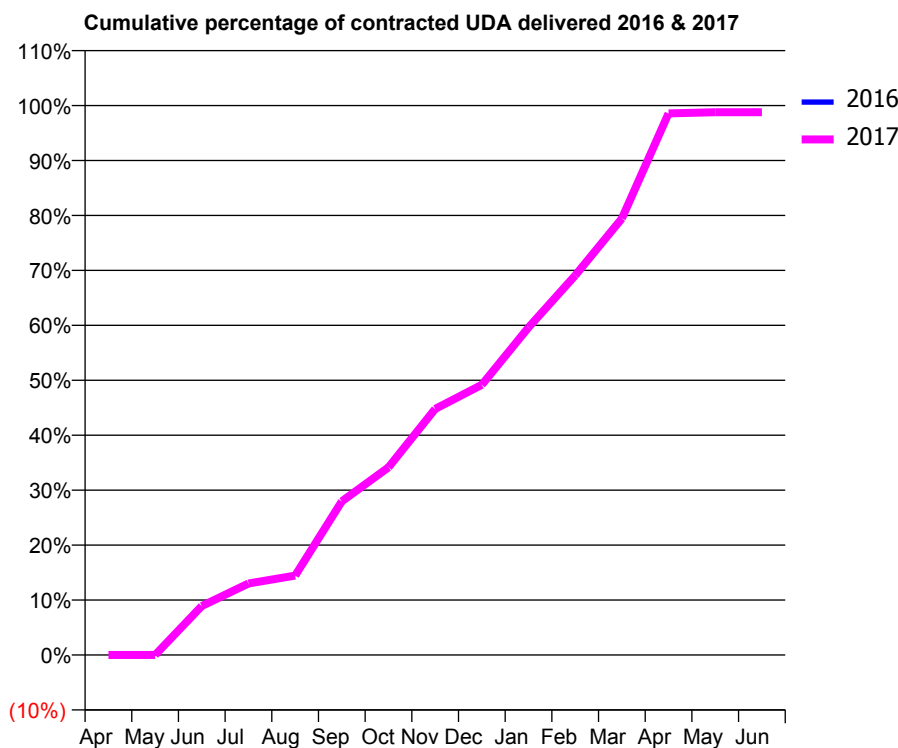
16/17 Contracted general activity (UDA)	980
Carry forward general activity (UDA)	0
16/17 Contracted orthodontic activity (UOA)	0
Carry forward orthodontic activity (UOA)	0
Baseline contract value	£29,084.98

### ACCESS\*

Patients seen in 24 months	Total	Change since previous quarter
Quarter ending March 2016	0	
Quarter ending June 2016	68	↑
Quarter ending September 2016	205	↑
Quarter ending December 2016	321	↑
Quarter ending March 2017	390	↑
<b>Variance since March 2016</b>	N/A	



### ACTIVITY



Month	Adjusted Scheduled Activity (UDA)	
	2016	2017
April	0	0
May	0	0
June	0	87
July	0	128
August	0	142
September	0	274
October	0	335
November	0	439
December	0	482
January	0	584
February	0	677
March	0	778
April	0	966
May	0	968
June	0	968

### QUALITY

	Quantity	Base Number	Contract	AT	Region	England
% of FP17s for the same patient ID Re-attending within 3 months - Children	9	284	3.2%	10.9%	12.0%	12.3%
% of FP17s for the same patient ID Re-attending within 3 months - Adults	23	246	9.3%	15.2%	16.0%	16.7%
% of FP17s for the same patient ID Re-attending between 3 & 9 months - Children	64	284	22.5%	61.3%	58.8%	57.6%
% of FP17s for the same patient ID Re-attending between 3 & 9 months - Adults	42	246	17.1%	54.8%	51.2%	50.1%
% of FP17s for Band 1 Urgent Courses	20	601	3.3%	7.0%	8.0%	9.1%
% of FP17s Relating to Free Repair or Replacements	0	601	0.0%	0.8%	0.8%	0.8%
% of FP17s Relating to Continuations	0	601	0.0%	1.6%	1.2%	1.2%
% of Patients satisfied with the dentistry they have received	0	0	N/A	92.3%	92.7%	92.8%
% of Patients satisfied with the time they had to wait for an appointment	0	0	N/A	88.0%	89.1%	88.7%

\* This is based on patients treated on this contract for their most recent course of treatment. Figures in italics indicate the base number of FP17s or Patient Questionnaire responses are less than 100. N/A is shown where the base number of responses is less than 10 during the period. % is calculated as Quantity/Base number\*100

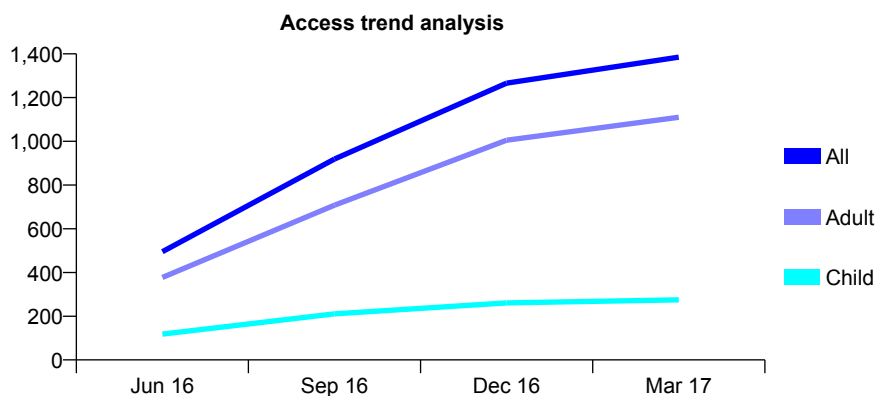
## Q55 - Vital Signs At a Glance Contract Report for 100103/0000 - Year end March 2017

Name or company name	Dr H S Thiara, Mrs R K Mattu
Contract type name	GDS Contract
Purpose of contract	General
Contract start date	01/04/2016
Contract end date	

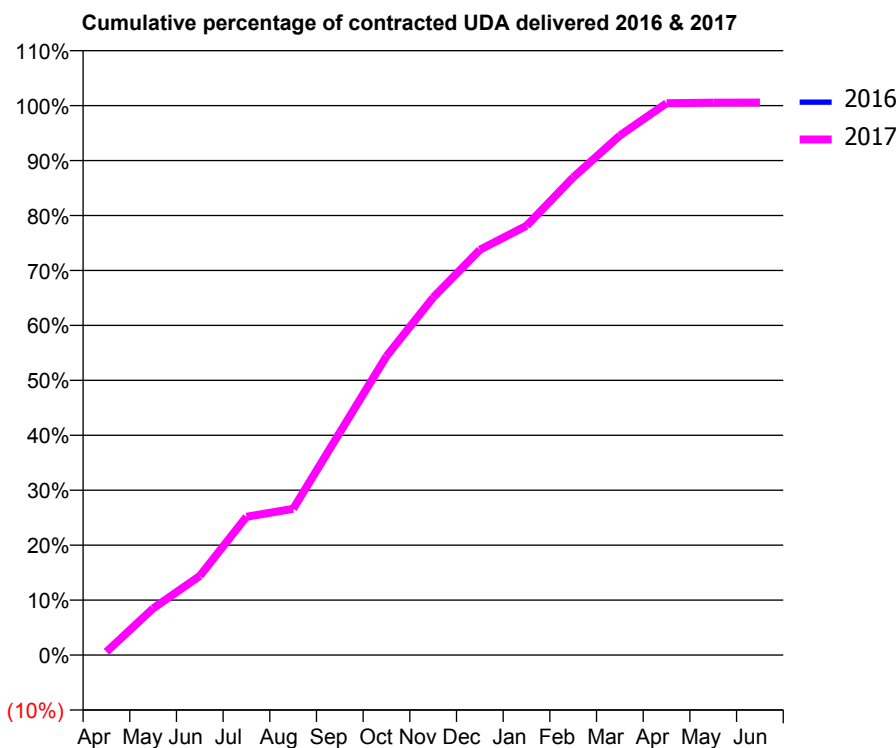
16/17 Contracted general activity (UDA)	5,332
Carry forward general activity (UDA)	0
16/17 Contracted orthodontic activity (UOA)	0
Carry forward orthodontic activity (UOA)	0
Baseline contract value	£206,490.69

### ACCESS\*

Patients seen in 24 months	Total	Change since previous quarter
Quarter ending March 2016	0	
Quarter ending June 2016	495	↑
Quarter ending September 2016	919	↑
Quarter ending December 2016	1,266	↑
Quarter ending March 2017	1,385	↑
<b>Variance since March 2016</b>	N/A	



### ACTIVITY



Month	Adjusted Scheduled Activity (UDA)	
	2016	2017
April	0	32
May	0	453
June	0	768
July	0	1,343
August	0	1,418
September	0	2,160
October	0	2,900
November	0	3,469
December	0	3,933
January	0	4,165
February	0	4,635
March	0	5,042
April	0	5,355
May	0	5,360
June	0	5,361

### QUALITY

	Quantity	Base Number	Contract	AT	Region	England
% of FP17s for the same patient ID Re-attending within 3 months - Children	47	523	9.0%	10.9%	12.0%	12.3%
% of FP17s for the same patient ID Re-attending within 3 months - Adults	240	1,897	12.7%	15.2%	16.0%	16.7%
% of FP17s for the same patient ID Re-attending between 3 & 9 months - Children	157	523	30.0%	61.3%	58.8%	57.6%
% of FP17s for the same patient ID Re-attending between 3 & 9 months - Adults	489	1,897	25.8%	54.8%	51.2%	50.1%
% of FP17s for Band 1 Urgent Courses	205	2,552	8.0%	7.0%	8.0%	9.1%
% of FP17s Relating to Free Repair or Replacements	21	2,552	0.8%	0.8%	0.8%	0.8%
% of FP17s Relating to Continuations	27	2,552	1.1%	1.6%	1.2%	1.2%
% of Patients satisfied with the dentistry they have received	1	1	N/A	92.3%	92.7%	92.8%
% of Patients satisfied with the time they had to wait for an appointment	1	1	N/A	88.0%	89.1%	88.7%

\* This is based on patients treated on this contract for their most recent course of treatment. Figures in italics indicate the base number of FP17s or Patient Questionnaire responses are less than 100. N/A is shown where the base number of responses is less than 10 during the period. % is calculated as Quantity/Base number\*100

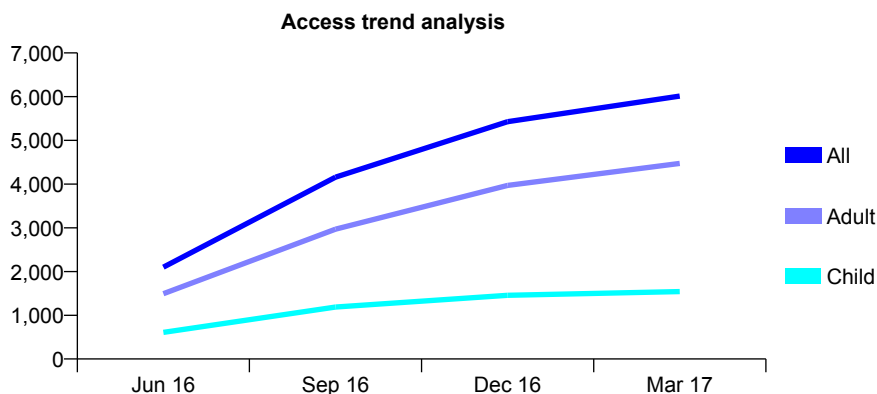
## Q55 - Vital Signs At a Glance Contract Report for 100109/0000 - Year end March 2017

Name or company name	Whitecross Dental Care Limited
Contract type name	GDS Contract
Purpose of contract	General
Contract start date	01/04/2016
Contract end date	

16/17 Contracted general activity (UDA)	24,298
Carry forward general activity (UDA)	0
16/17 Contracted orthodontic activity (UOA)	0
Carry forward orthodontic activity (UOA)	0
Baseline contract value	£601,979.62

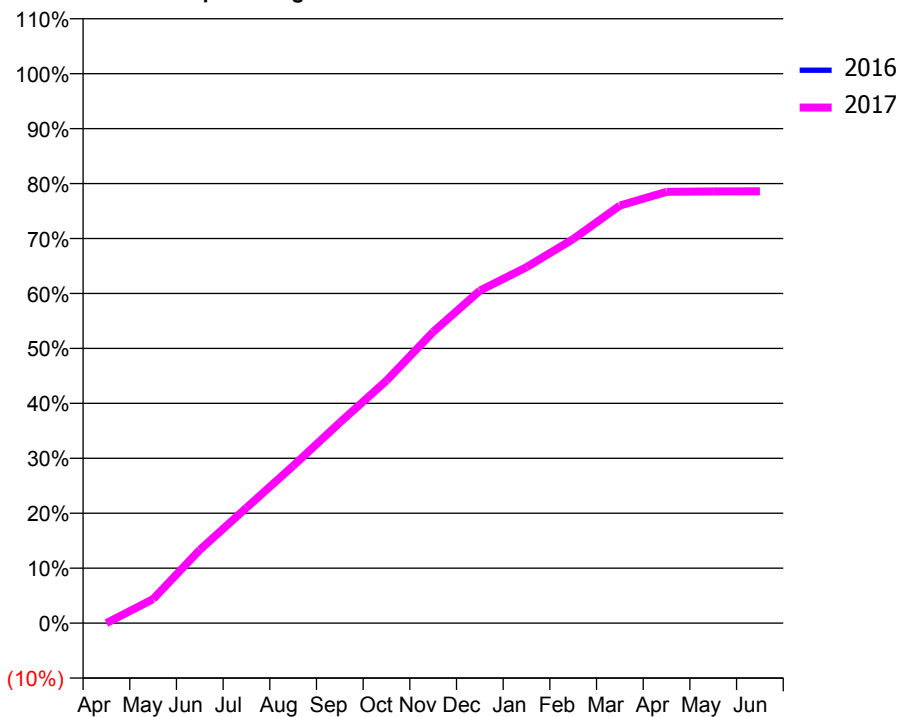
### ACCESS\*

Patients seen in 24 months	Total	Change since previous quarter
Quarter ending March 2016	0	
Quarter ending June 2016	2,101	↑
Quarter ending September 2016	4,158	↑
Quarter ending December 2016	5,427	↑
Quarter ending March 2017	6,014	↑
<b>Variance since March 2016</b>	N/A	



### ACTIVITY

Cumulative percentage of contracted UDA delivered 2016 & 2017



Month	Adjusted Scheduled Activity (UDA)	
	2016	2017
April	0	0
May	0	1,062
June	0	3,241
July	0	5,100
August	0	6,955
September	0	8,871
October	0	10,720
November	0	12,878
December	0	14,704
January	0	15,739
February	0	16,983
March	0	18,467
April	0	19,075
May	0	19,091
June	0	19,095

### QUALITY

	Quantity	Base Number	Contract	AT	Region	England
% of FP17s for the same patient ID Re-attending within 3 months - Children	133	2,393	5.6%	10.9%	12.0%	12.3%
% of FP17s for the same patient ID Re-attending within 3 months - Adults	610	6,647	9.2%	15.2%	16.0%	16.7%
% of FP17s for the same patient ID Re-attending between 3 & 9 months - Children	581	2,393	24.3%	61.3%	58.8%	57.6%
% of FP17s for the same patient ID Re-attending between 3 & 9 months - Adults	1,330	6,647	20.0%	54.8%	51.2%	50.1%
% of FP17s for Band 1 Urgent Courses	243	9,352	2.6%	7.0%	8.0%	9.1%
% of FP17s Relating to Free Repair or Replacements	96	9,352	1.0%	0.8%	0.8%	0.8%
% of FP17s Relating to Continuations	247	9,352	2.6%	1.6%	1.2%	1.2%
% of Patients satisfied with the dentistry they have received	9	10	90.0%	92.3%	92.7%	92.8%
% of Patients satisfied with the time they had to wait for an appointment	9	10	90.0%	88.0%	89.1%	88.7%

\* This is based on patients treated on this contract for their most recent course of treatment. Figures in italics indicate the base number of FP17s or Patient Questionnaire responses are less than 100. N/A is shown where the base number of responses is less than 10 during the period. % is calculated as Quantity/Base number\*100

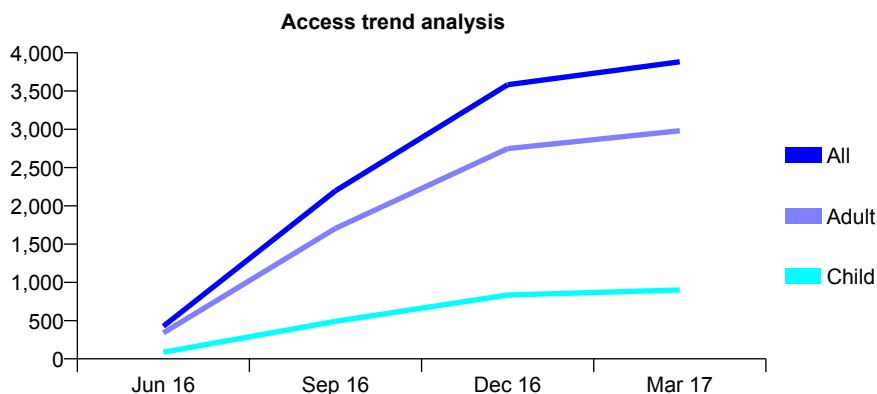
## Q55 - Vital Signs At a Glance Contract Report for 100150/0000 - Year end March 2017

Name or company name	MR JD AL-DAMOUK
Contract type name	GDS Contract
Purpose of contract	General and Orthodontic
Contract start date	01/06/2016
Contract end date	

16/17 Contracted general activity (UDA)	13,091
Carry forward general activity (UDA)	0
16/17 Contracted orthodontic activity (UOA)	479
Carry forward orthodontic activity (UOA)	0
Baseline contract value	£386,543.48

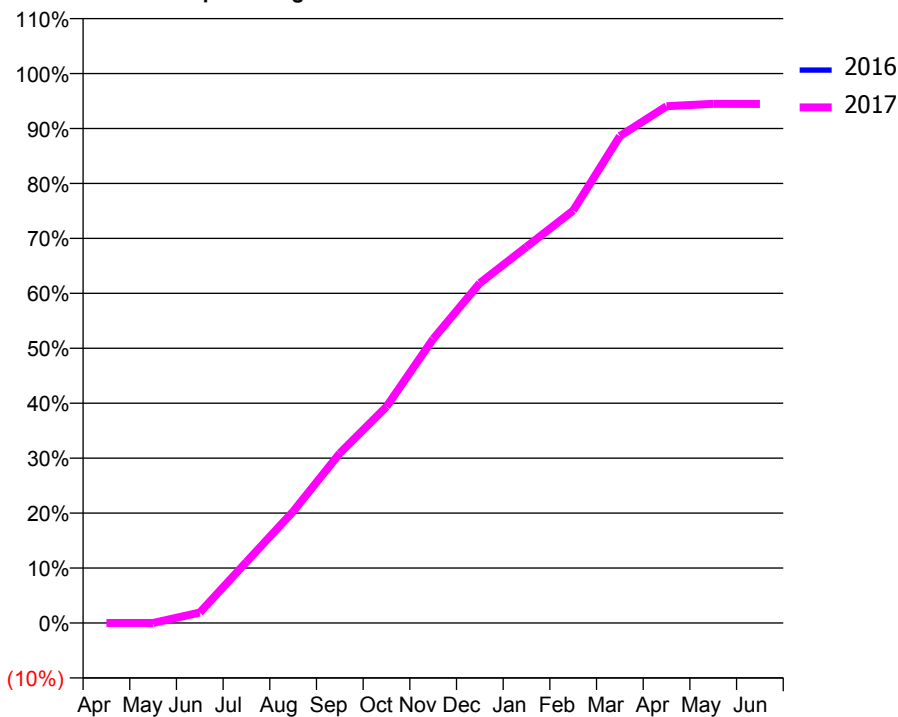
### ACCESS\*

Patients seen in 24 months	Total	Change since previous quarter
Quarter ending March 2016	0	
Quarter ending June 2016	426	↑
Quarter ending September 2016	2,197	↑
Quarter ending December 2016	3,582	↑
Quarter ending March 2017	3,882	↑
<b>Variance since March 2016</b>	N/A	



### ACTIVITY

Cumulative percentage of contracted UDA delivered 2016 & 2017



Adjusted Scheduled Activity (UDA)

Month	2016	2017
April	0	0
May	0	0
June	0	248
July	0	1,457
August	0	2,657
September	0	4,044
October	0	5,154
November	0	6,769
December	0	8,098
January	0	8,963
February	0	9,828
March	0	11,601
April	0	12,310
May	0	12,368
June	0	12,367

### QUALITY

	Quantity	Base Number	Contract	AT	Region	England
% of FP17s for the same patient ID Re-attending within 3 months - Children	312	1,713	18.2%	10.9%	12.0%	12.3%
% of FP17s for the same patient ID Re-attending within 3 months - Adults	631	4,997	12.6%	15.2%	16.0%	16.7%
% of FP17s for the same patient ID Re-attending between 3 & 9 months - Children	310	1,713	18.1%	61.3%	58.8%	57.6%
% of FP17s for the same patient ID Re-attending between 3 & 9 months - Adults	1,297	4,997	26.0%	54.8%	51.2%	50.1%
% of FP17s for Band 1 Urgent Courses	583	6,639	8.8%	7.0%	8.0%	9.1%
% of FP17s Relating to Free Repair or Replacements	46	6,639	0.7%	0.8%	0.8%	0.8%
% of FP17s Relating to Continuations	28	6,639	0.4%	1.6%	1.2%	1.2%
% of Patients satisfied with the dentistry they have received	10	10	100.0%	92.3%	92.7%	92.8%
% of Patients satisfied with the time they had to wait for an appointment	9	10	90.0%	88.0%	89.1%	88.7%

\* This is based on patients treated on this contract for their most recent course of treatment. Figures in italics indicate the base number of FP17s or Patient Questionnaire responses are less than 100. N/A is shown where the base number of responses is less than 10 during the period. % is calculated as Quantity/Base number\*100

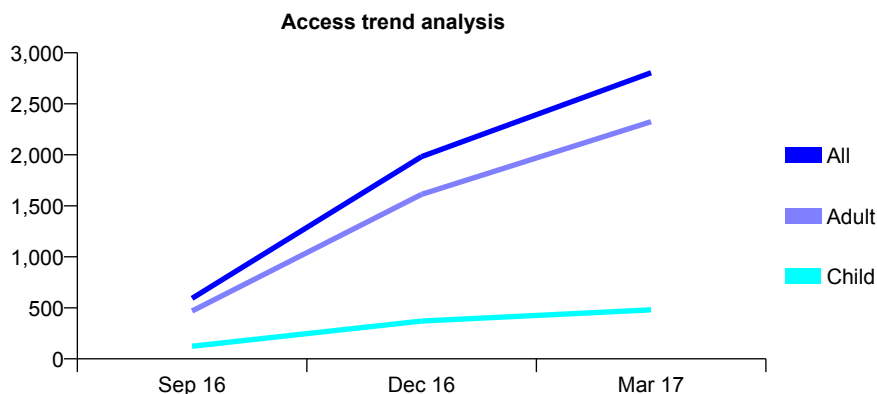
## Q55 - Vital Signs At a Glance Contract Report for 100180/0000 - Year end March 2017

Name or company name	Mr Andrew Dale and Mr Ravi Nathwani
Contract type name	GDS Contract
Purpose of contract	General
Contract start date	01/08/2016
Contract end date	

16/17 Contracted general activity (UDA)	6,819
Carry forward general activity (UDA)	0
16/17 Contracted orthodontic activity (UOA)	0
Carry forward orthodontic activity (UOA)	0
Baseline contract value	£197,773.71

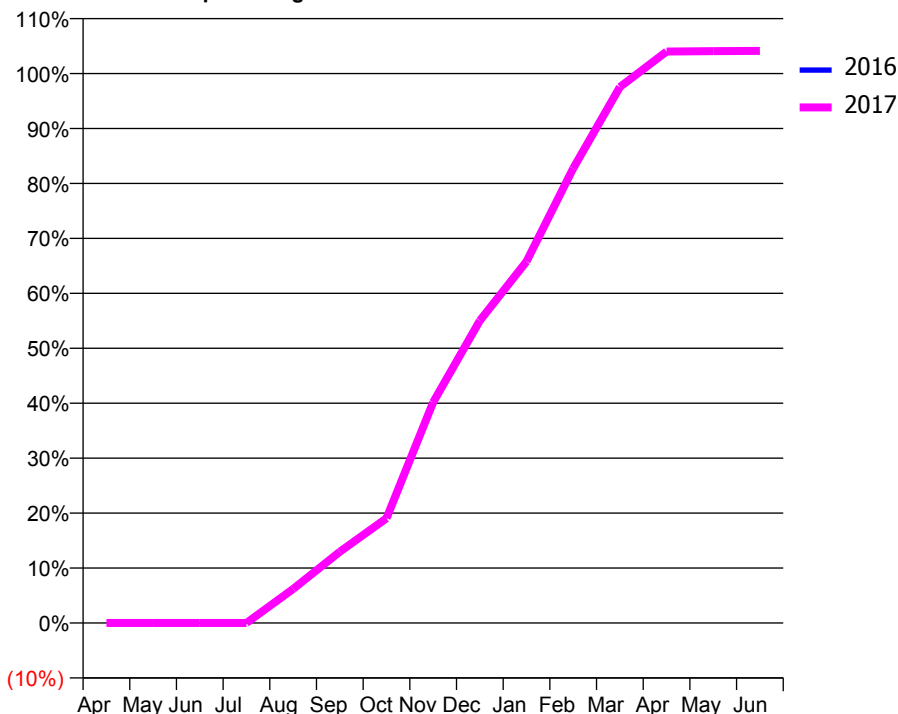
### ACCESS\*

Patients seen in 24 months	Total	Change since previous quarter
Quarter ending March 2016	0	
Quarter ending June 2016	0	
Quarter ending September 2016	593	↑
Quarter ending December 2016	1,983	↑
Quarter ending March 2017	2,805	↑
<b>Variance since March 2016</b>	N/A	



### ACTIVITY

Cumulative percentage of contracted UDA delivered 2016 & 2017



Month	Adjusted Scheduled Activity (UDA)	
	2016	2017
April	0	0
May	0	0
June	0	0
July	0	0
August	0	423
September	0	884
October	0	1,300
November	0	2,740
December	0	3,751
January	0	4,488
February	0	5,641
March	0	6,651
April	0	7,092
May	0	7,096
June	0	7,100

### QUALITY

	Quantity	Base Number	Contract	AT	Region	England
% of FP17s for the same patient ID Re-attending within 3 months - Children	24	591	4.1%	10.9%	12.0%	12.3%
% of FP17s for the same patient ID Re-attending within 3 months - Adults	239	2,816	8.5%	15.2%	16.0%	16.7%
% of FP17s for the same patient ID Re-attending between 3 & 9 months - Children	65	591	11.0%	61.3%	58.8%	57.6%
% of FP17s for the same patient ID Re-attending between 3 & 9 months - Adults	275	2,816	9.8%	54.8%	51.2%	50.1%
% of FP17s for Band 1 Urgent Courses	115	3,611	3.2%	7.0%	8.0%	9.1%
% of FP17s Relating to Free Repair or Replacements	14	3,611	0.4%	0.8%	0.8%	0.8%
% of FP17s Relating to Continuations	85	3,611	2.4%	1.6%	1.2%	1.2%
% of Patients satisfied with the dentistry they have received	6	6	N/A	92.3%	92.7%	92.8%
% of Patients satisfied with the time they had to wait for an appointment	6	6	N/A	88.0%	89.1%	88.7%

\* This is based on patients treated on this contract for their most recent course of treatment. Figures in italics indicate the base number of FP17s or Patient Questionnaire responses are less than 100. N/A is shown where the base number of responses is less than 10 during the period. % is calculated as Quantity/Base number\*100



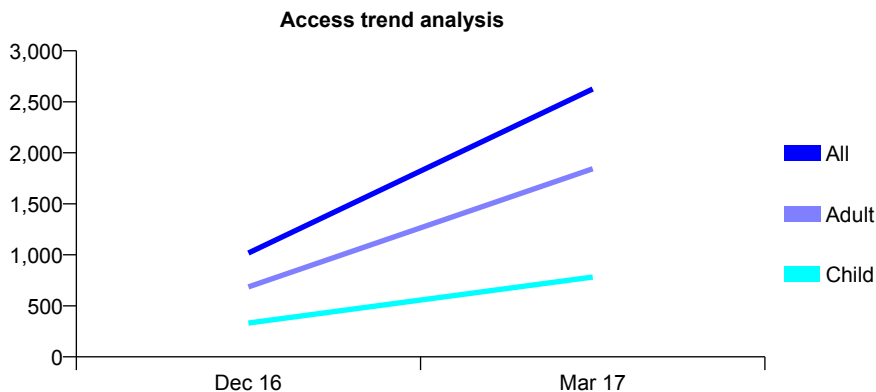
## Q55 - Vital Signs At a Glance Contract Report for 100195/0000 - Year end March 2017

Name or company name	Dental Perfection
Contract type name	GDS Contract
Purpose of contract	General
Contract start date	01/08/2016
Contract end date	

16/17 Contracted general activity (UDA)	7,267
Carry forward general activity (UDA)	0
16/17 Contracted orthodontic activity (UOA)	0
Carry forward orthodontic activity (UOA)	0
Baseline contract value	£159,714.75

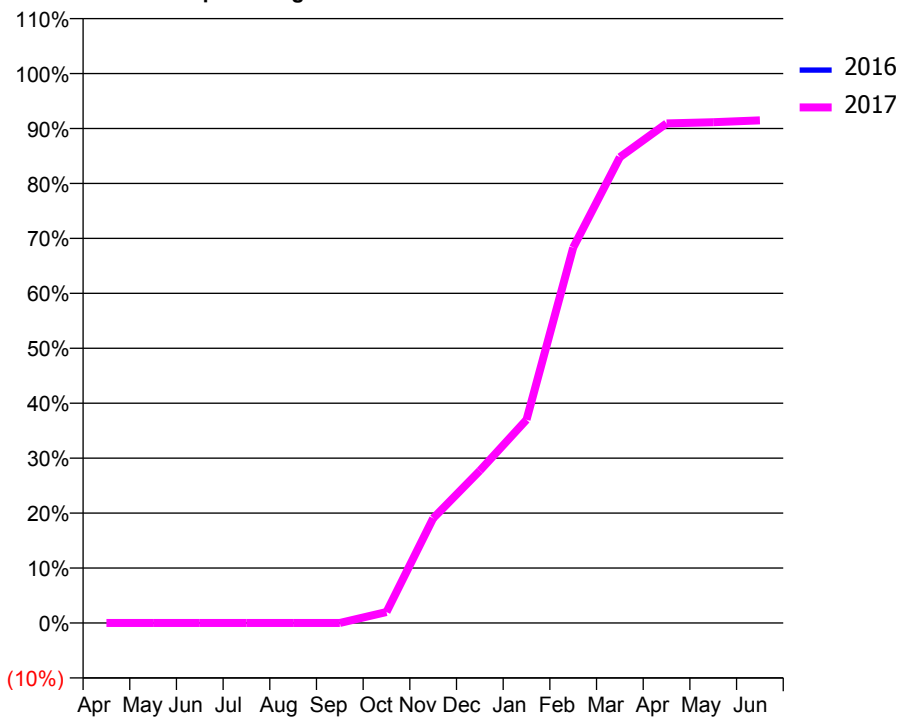
### ACCESS\*

Patients seen in 24 months	Total	Change since previous quarter
Quarter ending March 2016	0	
Quarter ending June 2016	0	
Quarter ending September 2016	0	
Quarter ending December 2016	1,017	↑
Quarter ending March 2017	2,626	↑
<b>Variance since March 2016</b>	N/A	



### ACTIVITY

Cumulative percentage of contracted UDA delivered 2016 & 2017



Month	Adjusted Scheduled Activity (UDA)	
	2016	2017
April	0	0
May	0	0
June	0	0
July	0	0
August	0	0
September	0	0
October	0	145
November	0	1,385
December	0	2,015
January	0	2,688
February	0	4,966
March	0	6,160
April	0	6,608
May	0	6,623
June	0	6,647

### QUALITY

	Quantity	Base Number	Contract	AT	Region	England
% of FP17s for the same patient ID Re-attending within 3 months - Children	36	934	3.9%	10.9%	12.0%	12.3%
% of FP17s for the same patient ID Re-attending within 3 months - Adults	151	2,124	7.1%	15.2%	16.0%	16.7%
% of FP17s for the same patient ID Re-attending between 3 & 9 months - Children	73	934	7.8%	61.3%	58.8%	57.6%
% of FP17s for the same patient ID Re-attending between 3 & 9 months - Adults	91	2,124	4.3%	54.8%	51.2%	50.1%
% of FP17s for Band 1 Urgent Courses	133	3,262	4.1%	7.0%	8.0%	9.1%
% of FP17s Relating to Free Repair or Replacements	7	3,262	0.2%	0.8%	0.8%	0.8%
% of FP17s Relating to Continuations	48	3,262	1.5%	1.6%	1.2%	1.2%
% of Patients satisfied with the dentistry they have received	2	2	N/A	92.3%	92.7%	92.8%
% of Patients satisfied with the time they had to wait for an appointment	2	2	N/A	88.0%	89.1%	88.7%

\* This is based on patients treated on this contract for their most recent course of treatment. Figures in italics indicate the base number of FP17s or Patient Questionnaire responses are less than 100. N/A is shown where the base number of responses is less than 10 during the period. % is calculated as Quantity/Base number\*100

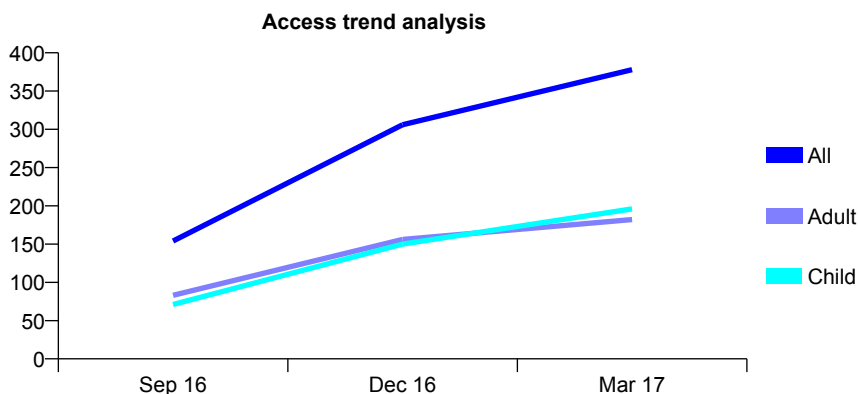
## Q55 - Vital Signs At a Glance Contract Report for 100196/0000 - Year end March 2017

Name or company name	Impressions Dental Care (Nottingham) Limi
Contract type name	GDS Contract
Purpose of contract	General
Contract start date	01/08/2016
Contract end date	

16/17 Contracted general activity (UDA)	917
Carry forward general activity (UDA)	0
16/17 Contracted orthodontic activity (UOA)	0
Carry forward orthodontic activity (UOA)	0
Baseline contract value	£21,482.69

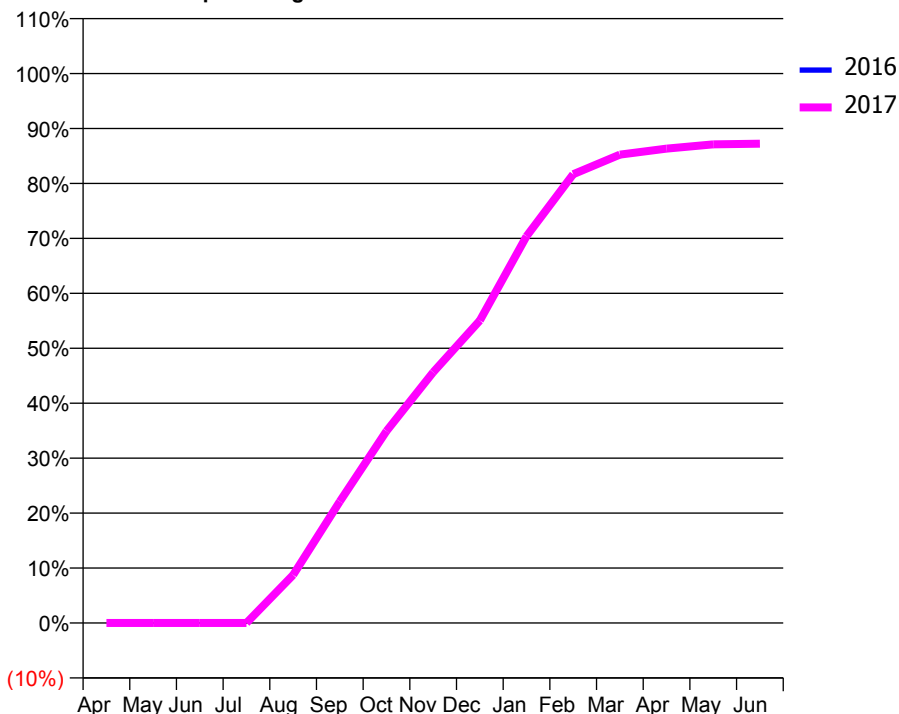
### ACCESS\*

Patients seen in 24 months	Total	Change since previous quarter
Quarter ending March 2016	0	
Quarter ending June 2016	0	
Quarter ending September 2016	154	↑
Quarter ending December 2016	306	↑
Quarter ending March 2017	378	↑
<b>Variance since March 2016</b>	N/A	



### ACTIVITY

Cumulative percentage of contracted UDA delivered 2016 & 2017



Month	Adjusted Scheduled Activity (UDA)	
	2016	2017
April	0	0
May	0	0
June	0	0
July	0	0
August	0	80
September	0	203
October	0	320
November	0	418
December	0	505
January	0	645
February	0	749
March	0	782
April	0	792
May	0	799
June	0	800

### QUALITY

	Quantity	Base Number	Contract	AT	Region	England
% of FP17s for the same patient ID Re-attending within 3 months - Children	18	248	7.3%	10.9%	12.0%	12.3%
% of FP17s for the same patient ID Re-attending within 3 months - Adults	32	238	13.4%	15.2%	16.0%	16.7%
% of FP17s for the same patient ID Re-attending between 3 & 9 months - Children	26	248	10.5%	61.3%	58.8%	57.6%
% of FP17s for the same patient ID Re-attending between 3 & 9 months - Adults	17	238	7.1%	54.8%	51.2%	50.1%
% of FP17s for Band 1 Urgent Courses	34	502	6.8%	7.0%	8.0%	9.1%
% of FP17s Relating to Free Repair or Replacements	2	502	0.4%	0.8%	0.8%	0.8%
% of FP17s Relating to Continuations	1	502	0.2%	1.6%	1.2%	1.2%
% of Patients satisfied with the dentistry they have received	0	0	N/A	92.3%	92.7%	92.8%
% of Patients satisfied with the time they had to wait for an appointment	0	0	N/A	88.0%	89.1%	88.7%

\* This is based on patients treated on this contract for their most recent course of treatment. Figures in italics indicate the base number of FP17s or Patient Questionnaire responses are less than 100. N/A is shown where the base number of responses is less than 10 during the period. % is calculated as Quantity/Base number\*100

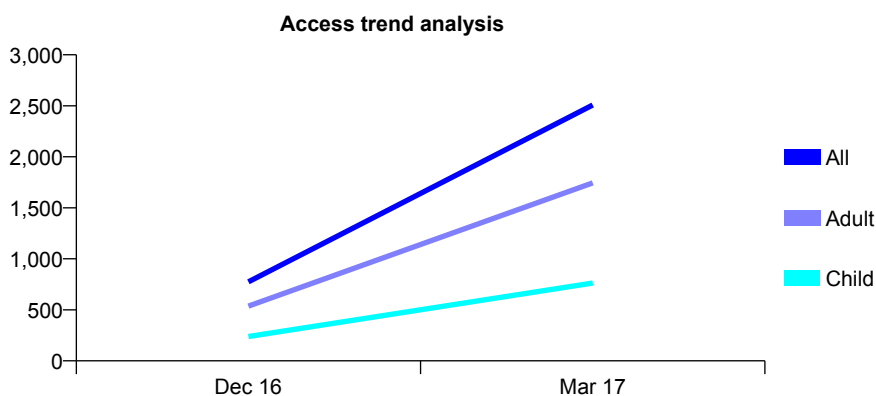
## Q55 - Vital Signs At a Glance Contract Report for 100205/0000 - Year end March 2017

Name or company name	Family Medical Centre (Green//Hanji)
Contract type name	GDS Contract
Purpose of contract	General
Contract start date	01/08/2016
Contract end date	

16/17 Contracted general activity (UDA)	22,812
Carry forward general activity (UDA)	0
16/17 Contracted orthodontic activity (UOA)	0
Carry forward orthodontic activity (UOA)	0
Baseline contract value	£239,321.52

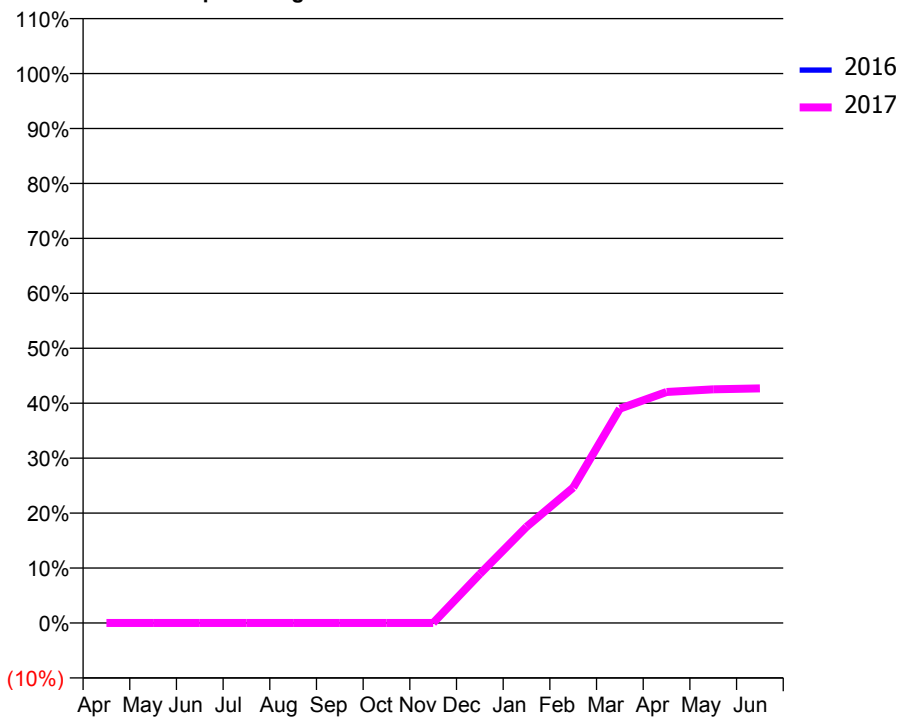
### ACCESS\*

Patients seen in 24 months	Total	Change since previous quarter
Quarter ending March 2016	0	
Quarter ending June 2016	0	
Quarter ending September 2016	0	
Quarter ending December 2016	775	↑
Quarter ending March 2017	2,508	↑
<b>Variance since March 2016</b>	N/A	



### ACTIVITY

Cumulative percentage of contracted UDA delivered 2016 & 2017



Month	Adjusted Scheduled Activity (UDA)	
	2016	2017
April	0	0
May	0	0
June	0	0
July	0	0
August	0	0
September	0	0
October	0	0
November	0	0
December	0	2,034
January	0	3,993
February	0	5,622
March	0	8,896
April	0	9,591
May	0	9,702
June	0	9,740

### QUALITY

	Quantity	Base Number	Contract	AT	Region	England
% of FP17s for the same patient ID Re-attending within 3 months - Children	35	777	4.5%	10.9%	12.0%	12.3%
% of FP17s for the same patient ID Re-attending within 3 months - Adults	181	1,902	9.5%	15.2%	16.0%	16.7%
% of FP17s for the same patient ID Re-attending between 3 & 9 months - Children	14	777	1.8%	61.3%	58.8%	57.6%
% of FP17s for the same patient ID Re-attending between 3 & 9 months - Adults	29	1,902	1.5%	54.8%	51.2%	50.1%
% of FP17s for Band 1 Urgent Courses	117	2,901	4.0%	7.0%	8.0%	9.1%
% of FP17s Relating to Free Repair or Replacements	11	2,901	0.4%	0.8%	0.8%	0.8%
% of FP17s Relating to Continuations	15	2,901	0.5%	1.6%	1.2%	1.2%
% of Patients satisfied with the dentistry they have received	3	3	N/A	92.3%	92.7%	92.8%
% of Patients satisfied with the time they had to wait for an appointment	3	3	N/A	88.0%	89.1%	88.7%

\* This is based on patients treated on this contract for their most recent course of treatment. Figures in italics indicate the base number of FP17s or Patient Questionnaire responses are less than 100. N/A is shown where the base number of responses is less than 10 during the period. % is calculated as Quantity/Base number\*100

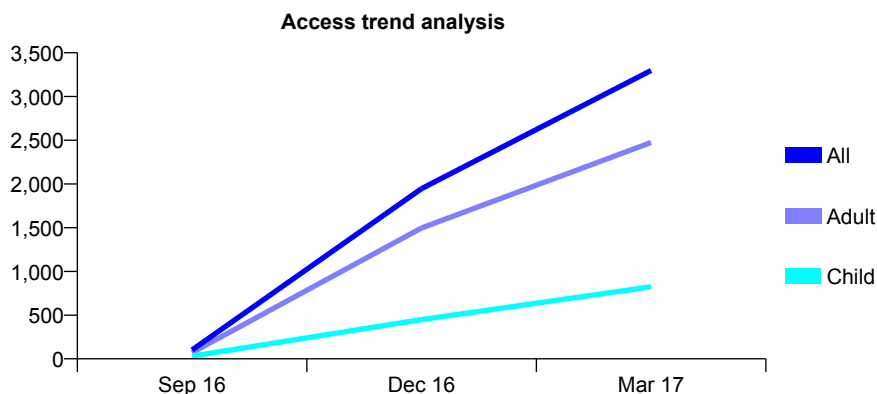
## Q55 - Vital Signs At a Glance Contract Report for 100211/0000 - Year end March 2017

Name or company name	Rivergreen Dental Practice
Contract type name	GDS Contract
Purpose of contract	General
Contract start date	01/09/2016
Contract end date	

16/17 Contracted general activity (UDA)	8,709
Carry forward general activity (UDA)	0
16/17 Contracted orthodontic activity (UOA)	0
Carry forward orthodontic activity (UOA)	0
Baseline contract value	£223,104.79

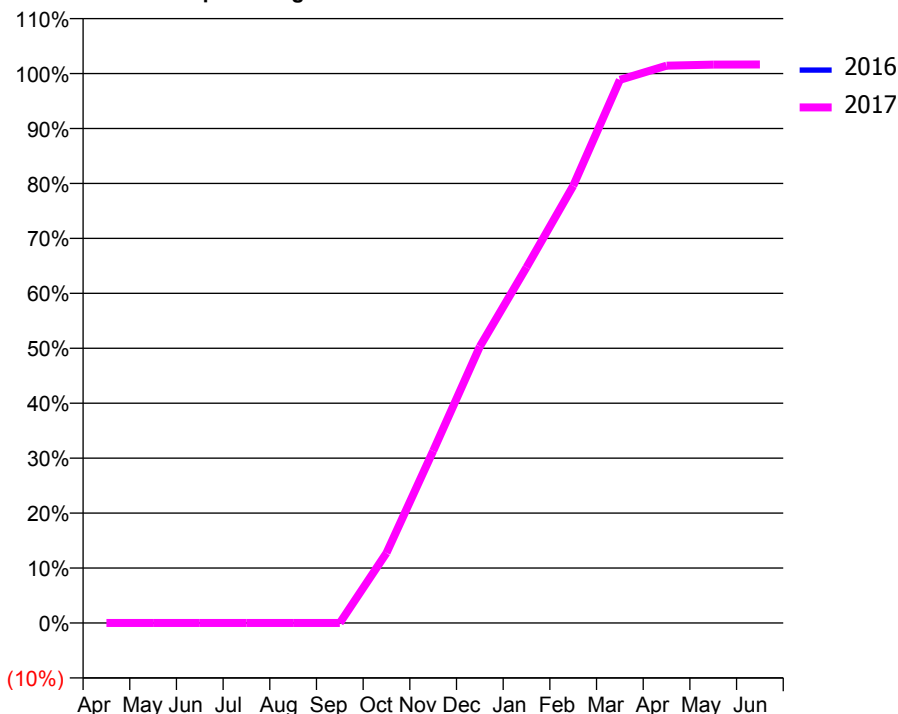
### ACCESS\*

Patients seen in 24 months	Total	Change since previous quarter
Quarter ending March 2016	0	
Quarter ending June 2016	0	
Quarter ending September 2016	102	↑
Quarter ending December 2016	1,946	↑
Quarter ending March 2017	3,298	↑
<b>Variance since March 2016</b>	N/A	



### ACTIVITY

Cumulative percentage of contracted UDA delivered 2016 & 2017



Adjusted Scheduled Activity (UDA)

Month	2016	2017
April	0	0
May	0	0
June	0	0
July	0	0
August	0	0
September	0	0
October	0	1,111
November	0	2,728
December	0	4,381
January	0	5,637
February	0	6,928
March	0	8,610
April	0	8,834
May	0	8,851
June	0	8,853

### QUALITY

	Quantity	Base Number	Contract	AT	Region	England
% of FP17s for the same patient ID Re-attending within 3 months - Children	34	901	3.8%	10.9%	12.0%	12.3%
% of FP17s for the same patient ID Re-attending within 3 months - Adults	347	3,025	11.5%	15.2%	16.0%	16.7%
% of FP17s for the same patient ID Re-attending between 3 & 9 months - Children	35	901	3.9%	61.3%	58.8%	57.6%
% of FP17s for the same patient ID Re-attending between 3 & 9 months - Adults	148	3,025	4.9%	54.8%	51.2%	50.1%
% of FP17s for Band 1 Urgent Courses	189	4,003	4.7%	7.0%	8.0%	9.1%
% of FP17s Relating to Free Repair or Replacements	45	4,003	1.1%	0.8%	0.8%	0.8%
% of FP17s Relating to Continuations	29	4,003	0.7%	1.6%	1.2%	1.2%
% of Patients satisfied with the dentistry they have received	7	7	N/A	92.3%	92.7%	92.8%
% of Patients satisfied with the time they had to wait for an appointment	6	7	N/A	88.0%	89.1%	88.7%

\* This is based on patients treated on this contract for their most recent course of treatment. Figures in italics indicate the base number of FP17s or Patient Questionnaire responses are less than 100. N/A is shown where the base number of responses is less than 10 during the period. % is calculated as Quantity/Base number\*100

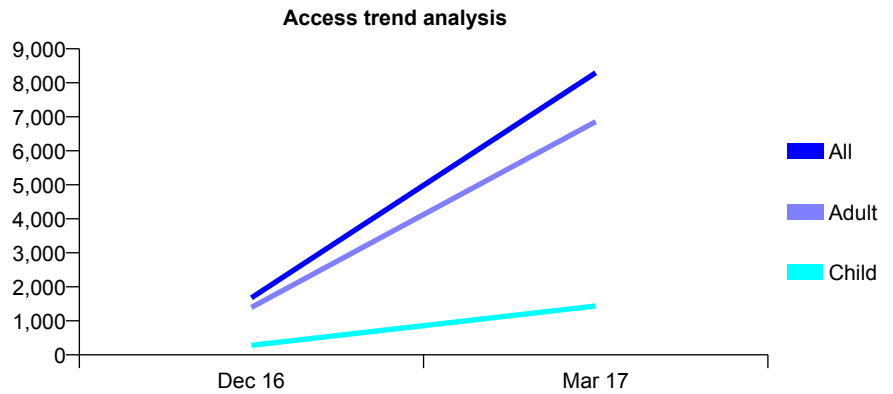
## Q55 - Vital Signs At a Glance Contract Report for 100236/0000 - Year end March 2017

Name or company name	AJ Moore & Associates
Contract type name	GDS Contract
Purpose of contract	General
Contract start date	01/12/2016
Contract end date	

16/17 Contracted general activity (UDA)	18,929
Carry forward general activity (UDA)	0
16/17 Contracted orthodontic activity (UOA)	0
Carry forward orthodontic activity (UOA)	0
Baseline contract value	£442,883.68

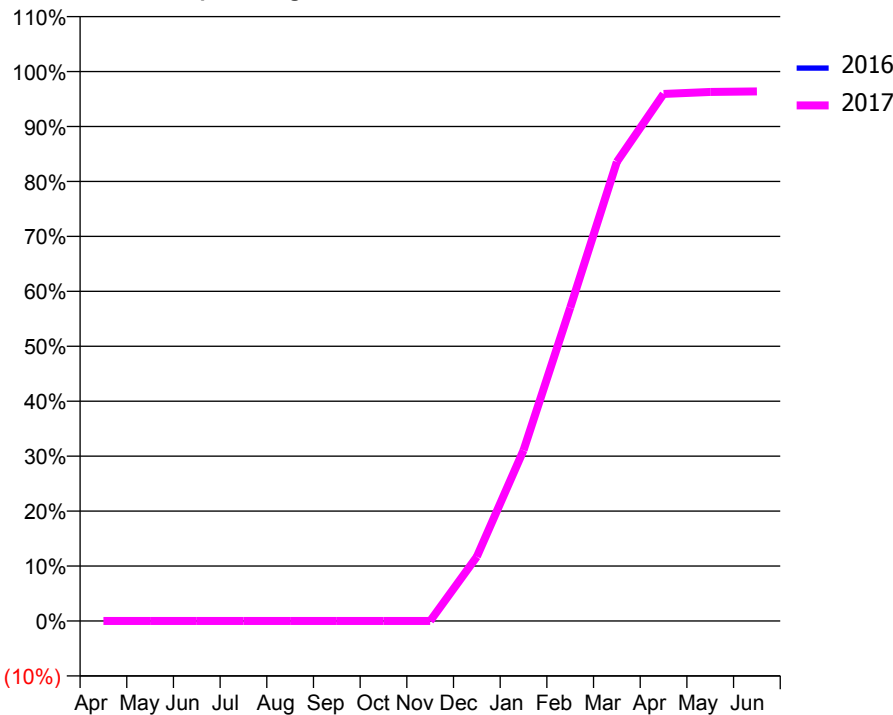
### ACCESS\*

Patients seen in 24 months	Total	Change since previous quarter
Quarter ending March 2016	0	
Quarter ending June 2016	0	
Quarter ending September 2016	0	
Quarter ending December 2016	1,678	↑
Quarter ending March 2017	8,296	↑
<b>Variance since March 2016</b>	N/A	



### ACTIVITY

Cumulative percentage of contracted UDA delivered 2016 & 2017



Month	Adjusted Scheduled Activity (UDA)	
	2016	2017
April	0	0
May	0	0
June	0	0
July	0	0
August	0	0
September	0	0
October	0	0
November	0	0
December	0	2,215
January	0	5,883
February	0	10,795
March	0	15,820
April	0	18,155
May	0	18,227
June	0	18,242

### QUALITY

	Quantity	Base Number	Contract	AT	Region	England
% of FP17s for the same patient ID Re-attending within 3 months - Children	49	1,401	3.5%	10.9%	12.0%	12.3%
% of FP17s for the same patient ID Re-attending within 3 months - Adults	439	6,846	6.4%	15.2%	16.0%	16.7%
% of FP17s for the same patient ID Re-attending between 3 & 9 months - Children	3	1,401	0.2%	61.3%	58.8%	57.6%
% of FP17s for the same patient ID Re-attending between 3 & 9 months - Adults	45	6,846	0.7%	54.8%	51.2%	50.1%
% of FP17s for Band 1 Urgent Courses	518	9,144	5.7%	7.0%	8.0%	9.1%
% of FP17s Relating to Free Repair or Replacements	216	9,144	2.4%	0.8%	0.8%	0.8%
% of FP17s Relating to Continuations	108	9,144	1.2%	1.6%	1.2%	1.2%
% of Patients satisfied with the dentistry they have received	5	5	N/A	92.3%	92.7%	92.8%
% of Patients satisfied with the time they had to wait for an appointment	5	5	N/A	88.0%	89.1%	88.7%

\* This is based on patients treated on this contract for their most recent course of treatment. Figures in italics indicate the base number of FP17s or Patient Questionnaire responses are less than 100. N/A is shown where the base number of responses is less than 10 during the period. % is calculated as Quantity/Base number\*100

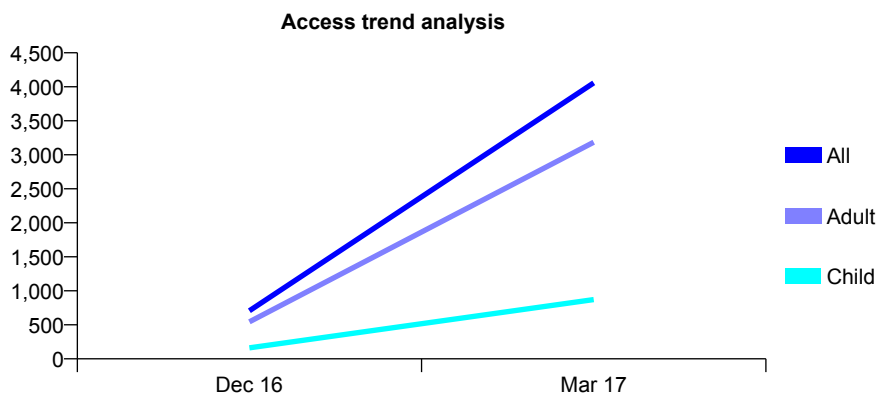
## Q55 - Vital Signs At a Glance Contract Report for 100238/0000 - Year end March 2017

Name or company name	Hearnor Dental Practice
Contract type name	GDS Contract
Purpose of contract	General
Contract start date	01/12/2016
Contract end date	

16/17 Contracted general activity (UDA)	8,591
Carry forward general activity (UDA)	0
16/17 Contracted orthodontic activity (UOA)	0
Carry forward orthodontic activity (UOA)	0
Baseline contract value	£255,050.57

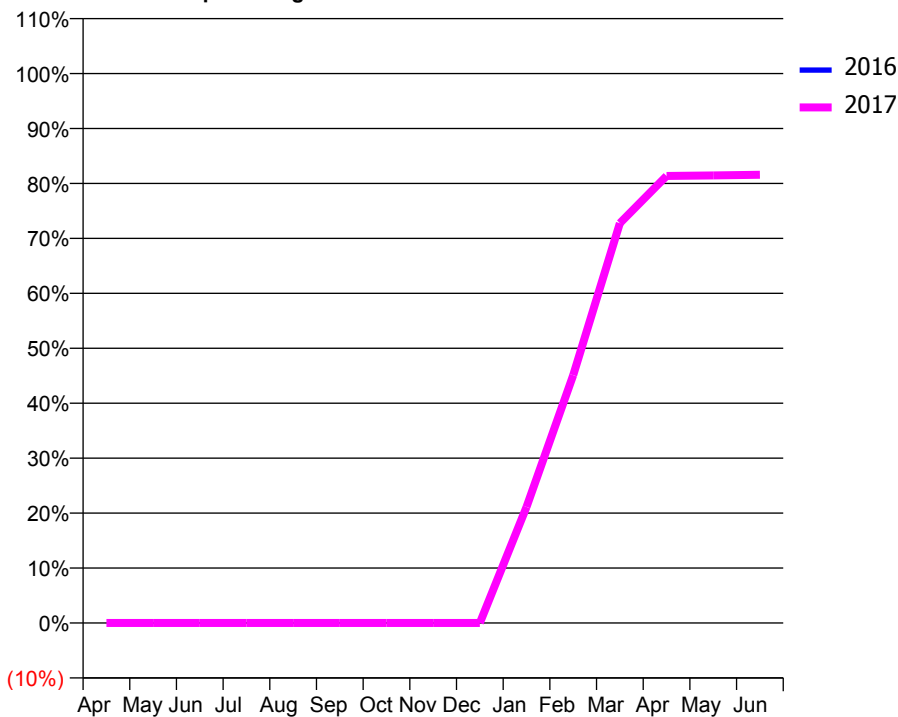
### ACCESS\*

Patients seen in 24 months	Total	Change since previous quarter
Quarter ending March 2016	0	
Quarter ending June 2016	0	
Quarter ending September 2016	0	
Quarter ending December 2016	707	↑
Quarter ending March 2017	4,058	↑
<b>Variance since March 2016</b>	N/A	



### ACTIVITY

Cumulative percentage of contracted UDA delivered 2016 & 2017



Month	Adjusted Scheduled Activity (UDA)	
	2016	2017
April	0	0
May	0	0
June	0	0
July	0	0
August	0	0
September	0	0
October	0	0
November	0	0
December	0	0
January	0	1,814
February	0	3,875
March	0	6,250
April	0	6,989
May	0	6,998
June	0	7,007

### QUALITY

	Quantity	Base Number	Contract	AT	Region	England
% of FP17s for the same patient ID Re-attending within 3 months - Children	21	839	2.5%	10.9%	12.0%	12.3%
% of FP17s for the same patient ID Re-attending within 3 months - Adults	195	3,292	5.9%	15.2%	16.0%	16.7%
% of FP17s for the same patient ID Re-attending between 3 & 9 months - Children	2	839	0.2%	61.3%	58.8%	57.6%
% of FP17s for the same patient ID Re-attending between 3 & 9 months - Adults	19	3,292	0.6%	54.8%	51.2%	50.1%
% of FP17s for Band 1 Urgent Courses	232	4,529	5.1%	7.0%	8.0%	9.1%
% of FP17s Relating to Free Repair or Replacements	58	4,529	1.3%	0.8%	0.8%	0.8%
% of FP17s Relating to Continuations	35	4,529	0.8%	1.6%	1.2%	1.2%
% of Patients satisfied with the dentistry they have received	0	0	N/A	92.3%	92.7%	92.8%
% of Patients satisfied with the time they had to wait for an appointment	0	0	N/A	88.0%	89.1%	88.7%

\* This is based on patients treated on this contract for their most recent course of treatment. Figures in italics indicate the base number of FP17s or Patient Questionnaire responses are less than 100. N/A is shown where the base number of responses is less than 10 during the period. % is calculated as Quantity/Base number\*100

## Q55 - Vital Signs At a Glance Contract Report for 100271/0000 - Year end March 2017


Name or company name	Peterson, Carr & Towleron
Contract type name	GDS Contract
Purpose of contract	General
Contract start date	01/01/2017
Contract end date	

16/17 Contracted general activity (UDA)	775
Carry forward general activity (UDA)	0
16/17 Contracted orthodontic activity (UOA)	0
Carry forward orthodontic activity (UOA)	0
Baseline contract value	£17,565.84

### ACCESS\*

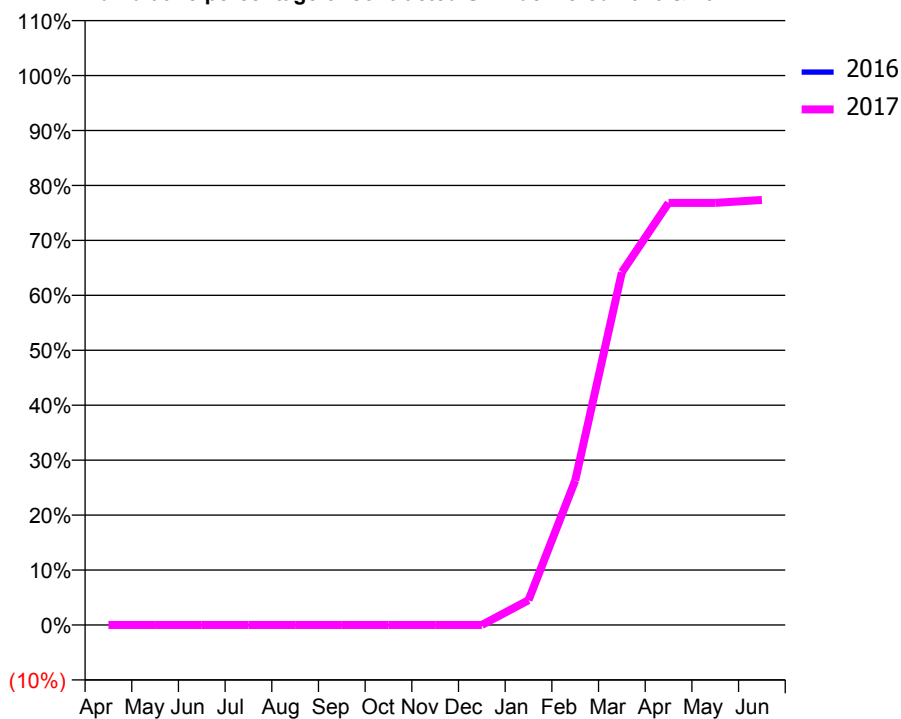
Patients seen in 24 months	Total	Change since previous quarter
Quarter ending March 2016	0	
Quarter ending June 2016	0	
Quarter ending September 2016	0	
Quarter ending December 2016	0	
Quarter ending March 2017	346	
<b>Variance since March 2016</b>	<b>N/A</b>	

### Access trend analysis



### ACTIVITY

#### Cumulative percentage of contracted UDA delivered 2016 & 2017



Month	Adjusted Scheduled Activity (UDA)	
	2016	2017
April	0	0
May	0	0
June	0	0
July	0	0
August	0	0
September	0	0
October	0	0
November	0	0
December	0	0
January	0	35
February	0	204
March	0	498
April	0	595
May	0	595
June	0	599

### QUALITY

	Quantity	Base Number	Contract	AT	Region	England
% of FP17s for the same patient ID Re-attending within 3 months - Children	3	300	1.0%	10.9%	12.0%	12.3%
% of FP17s for the same patient ID Re-attending within 3 months - Adults	1	60	1.7%	15.2%	16.0%	16.7%
% of FP17s for the same patient ID Re-attending between 3 & 9 months - Children	0	300	0.0%	61.3%	58.8%	57.6%
% of FP17s for the same patient ID Re-attending between 3 & 9 months - Adults	0	60	0.0%	54.8%	51.2%	50.1%
% of FP17s for Band 1 Urgent Courses	17	434	3.9%	7.0%	8.0%	9.1%
% of FP17s Relating to Free Repair or Replacements	0	434	0.0%	0.8%	0.8%	0.8%
% of FP17s Relating to Continuations	0	434	0.0%	1.6%	1.2%	1.2%
% of Patients satisfied with the dentistry they have received	0	0	N/A	92.3%	92.7%	92.8%
% of Patients satisfied with the time they had to wait for an appointment	0	0	N/A	88.0%	89.1%	88.7%

\* This is based on patients treated on this contract for their most recent course of treatment. Figures in italics indicate the base number of FP17s or Patient Questionnaire responses are less than 100. N/A is shown where the base number of responses is less than 10 during the period. % is calculated as Quantity/Base number\*100



## Q55 - Vital Signs At a Glance Contract Report for 100305/0000 - Year end March 2017

Name or company name	New Whittington Dental Practice
Contract type name	GDS Contract
Purpose of contract	General
Contract start date	01/02/2017
Contract end date	

16/17 Contracted general activity (UDA)	1,869
Carry forward general activity (UDA)	0
16/17 Contracted orthodontic activity (UOA)	0
Carry forward orthodontic activity (UOA)	0
Baseline contract value	£59,403.32

### ACCESS\*

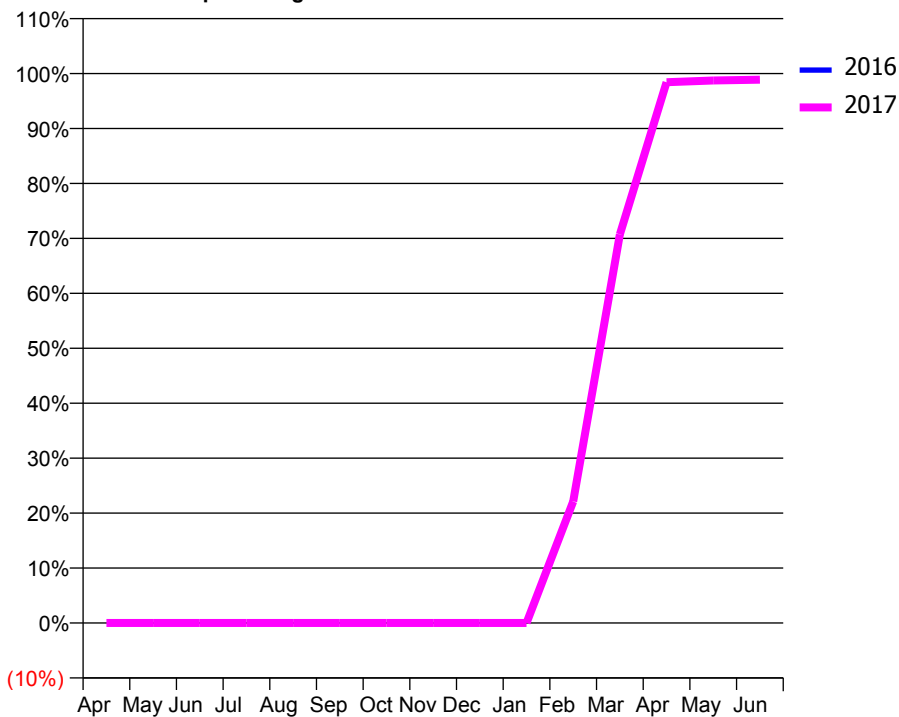
Patients seen in 24 months	Total	Change since previous quarter
Quarter ending March 2016	0	
Quarter ending June 2016	0	
Quarter ending September 2016	0	
Quarter ending December 2016	0	
Quarter ending March 2017	924	
<b>Variance since March 2016</b>	<b>N/A</b>	

### Access trend analysis



### ACTIVITY

Cumulative percentage of contracted UDA delivered 2016 & 2017



Month	Adjusted Scheduled Activity (UDA)	
	2016	2017
April	0	0
May	0	0
June	0	0
July	0	0
August	0	0
September	0	0
October	0	0
November	0	0
December	0	0
January	0	0
February	0	413
March	0	1,322
April	0	1,839
May	0	1,845
June	0	1,848

### QUALITY

	Quantity	Base Number	Contract	AT	Region	England
% of FP17s for the same patient ID Re-attending within 3 months - Children	0	163	0.0%	10.9%	12.0%	12.3%
% of FP17s for the same patient ID Re-attending within 3 months - Adults	14	622	2.3%	15.2%	16.0%	16.7%
% of FP17s for the same patient ID Re-attending between 3 & 9 months - Children	0	163	0.0%	61.3%	58.8%	57.6%
% of FP17s for the same patient ID Re-attending between 3 & 9 months - Adults	0	622	0.0%	54.8%	51.2%	50.1%
% of FP17s for Band 1 Urgent Courses	61	1,014	6.0%	7.0%	8.0%	9.1%
% of FP17s Relating to Free Repair or Replacements	17	1,014	1.7%	0.8%	0.8%	0.8%
% of FP17s Relating to Continuations	19	1,014	1.9%	1.6%	1.2%	1.2%
% of Patients satisfied with the dentistry they have received	0	0	N/A	92.3%	92.7%	92.8%
% of Patients satisfied with the time they had to wait for an appointment	0	0	N/A	88.0%	89.1%	88.7%

\* This is based on patients treated on this contract for their most recent course of treatment. Figures in italics indicate the base number of FP17s or Patient Questionnaire responses are less than 100. N/A is shown where the base number of responses is less than 10 during the period. % is calculated as Quantity/Base number\*100

## Q55 - Vital Signs At a Glance Contract Report for 100315/0000 - Year end March 2017


Name or company name	Tuckley, Ilott and Skariah
Contract type name	GDS Contract
Purpose of contract	General
Contract start date	01/02/2017
Contract end date	

16/17 Contracted general activity (UDA)	137
Carry forward general activity (UDA)	0
16/17 Contracted orthodontic activity (UOA)	0
Carry forward orthodontic activity (UOA)	0
Baseline contract value	£3,688.37

### ACCESS\*

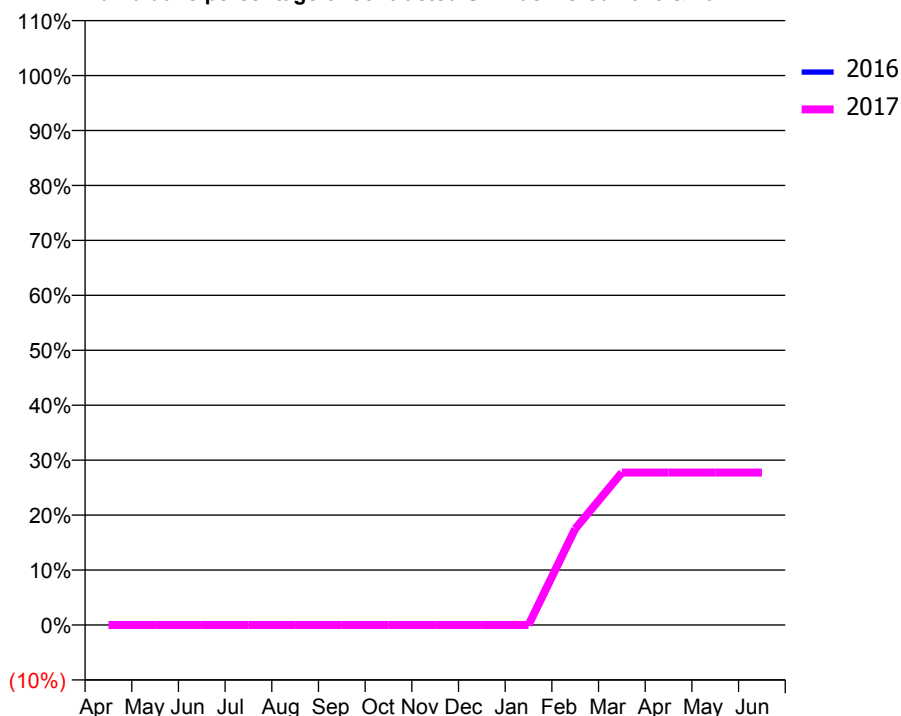
Patients seen in 24 months	Total	Change since previous quarter
Quarter ending March 2016	0	
Quarter ending June 2016	0	
Quarter ending September 2016	0	
Quarter ending December 2016	0	
Quarter ending March 2017	24	
<b>Variance since March 2016</b>	<b>N/A</b>	

### Access trend analysis



### ACTIVITY

Cumulative percentage of contracted UDA delivered 2016 & 2017



Month	Adjusted Scheduled Activity (UDA)	
	2016	2017
April	0	0
May	0	0
June	0	0
July	0	0
August	0	0
September	0	0
October	0	0
November	0	0
December	0	0
January	0	0
February	0	24
March	0	38
April	0	38
May	0	38
June	0	38

### QUALITY

	Quantity	Base Number	Contract	AT	Region	England
% of FP17s for the same patient ID Re-attending within 3 months - Children	0	24	0.0%	10.9%	12.0%	12.3%
% of FP17s for the same patient ID Re-attending within 3 months - Adults	0	0	N/A	15.2%	16.0%	16.7%
% of FP17s for the same patient ID Re-attending between 3 & 9 months - Children	0	24	0.0%	61.3%	58.8%	57.6%
% of FP17s for the same patient ID Re-attending between 3 & 9 months - Adults	0	0	N/A	54.8%	51.2%	50.1%
% of FP17s for Band 1 Urgent Courses	0	24	0.0%	7.0%	8.0%	9.1%
% of FP17s Relating to Free Repair or Replacements	0	24	0.0%	0.8%	0.8%	0.8%
% of FP17s Relating to Continuations	0	24	0.0%	1.6%	1.2%	1.2%
% of Patients satisfied with the dentistry they have received	0	0	N/A	92.3%	92.7%	92.8%
% of Patients satisfied with the time they had to wait for an appointment	0	0	N/A	88.0%	89.1%	88.7%

\* This is based on patients treated on this contract for their most recent course of treatment. Figures in italics indicate the base number of FP17s or Patient Questionnaire responses are less than 100. N/A is shown where the base number of responses is less than 10 during the period. % is calculated as Quantity/Base number\*100

## Q55 - Vital Signs At a Glance Contract Report for 100316/0000 - Year end March 2017


Name or company name	Dr Mandeep Hampson & Dr Stephen Pown
Contract type name	GDS Contract
Purpose of contract	General
Contract start date	01/03/2017
Contract end date	

16/17 Contracted general activity (UDA)	1,485
Carry forward general activity (UDA)	0
16/17 Contracted orthodontic activity (UOA)	0
Carry forward orthodontic activity (UOA)	0
Baseline contract value	£32,614.98

### ACCESS\*

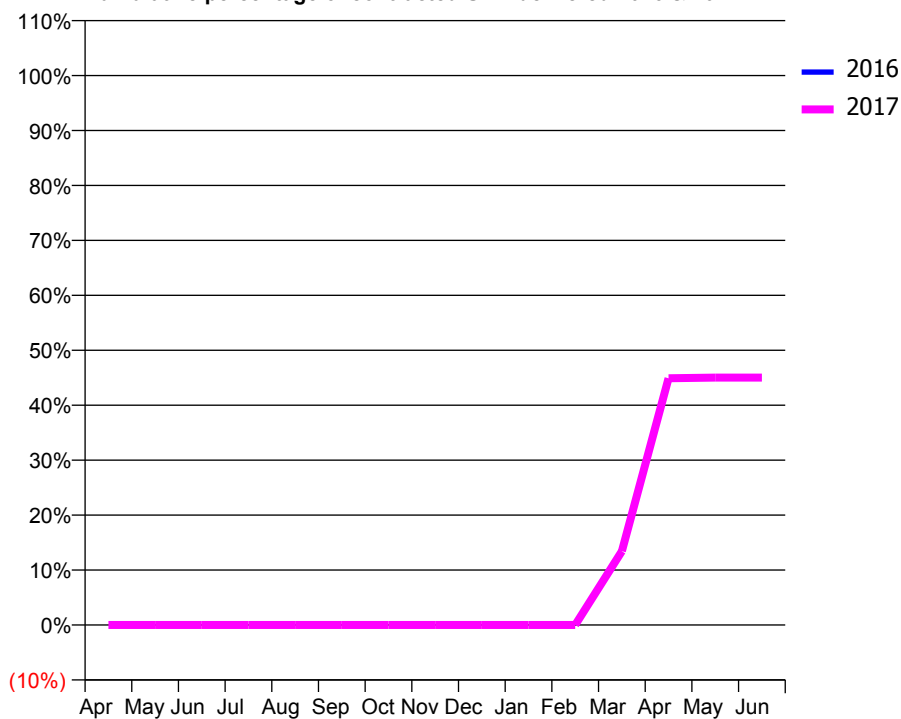
Patients seen in 24 months	Total	Change since previous quarter
Quarter ending March 2016	0	
Quarter ending June 2016	0	
Quarter ending September 2016	0	
Quarter ending December 2016	0	
Quarter ending March 2017	473	
<b>Variance since March 2016</b>	<b>N/A</b>	

### Access trend analysis



### ACTIVITY

Cumulative percentage of contracted UDA delivered 2016 & 2017



Month	Adjusted Scheduled Activity (UDA)	
	2016	2017
April	0	0
May	0	0
June	0	0
July	0	0
August	0	0
September	0	0
October	0	0
November	0	0
December	0	0
January	0	0
February	0	0
March	0	200
April	0	667
May	0	669
June	0	669

### QUALITY

	Quantity	Base Number	Contract	AT	Region	England
% of FP17s for the same patient ID Re-attending within 3 months - Children	0	29	0.0%	10.9%	12.0%	12.3%
% of FP17s for the same patient ID Re-attending within 3 months - Adults	1	130	0.8%	15.2%	16.0%	16.7%
% of FP17s for the same patient ID Re-attending between 3 & 9 months - Children	0	29	0.0%	61.3%	58.8%	57.6%
% of FP17s for the same patient ID Re-attending between 3 & 9 months - Adults	0	130	0.0%	54.8%	51.2%	50.1%
% of FP17s for Band 1 Urgent Courses	19	514	3.7%	7.0%	8.0%	9.1%
% of FP17s Relating to Free Repair or Replacements	0	514	0.0%	0.8%	0.8%	0.8%
% of FP17s Relating to Continuations	0	514	0.0%	1.6%	1.2%	1.2%
% of Patients satisfied with the dentistry they have received	0	0	N/A	92.3%	92.7%	92.8%
% of Patients satisfied with the time they had to wait for an appointment	0	0	N/A	88.0%	89.1%	88.7%

\* This is based on patients treated on this contract for their most recent course of treatment. Figures in italics indicate the base number of FP17s or Patient Questionnaire responses are less than 100. N/A is shown where the base number of responses is less than 10 during the period. % is calculated as Quantity/Base number\*100

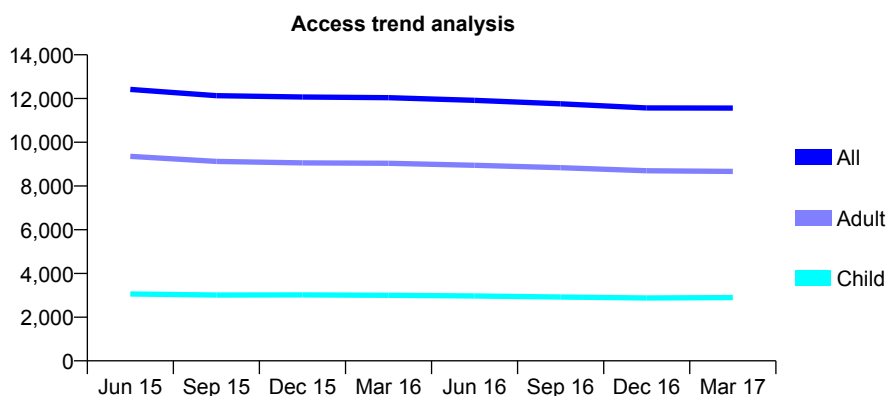
## Q55 - Vital Signs At a Glance Contract Report for 101281/0023 - Year end March 2017

Name or company name	OASIS DENTAL CARE LTD
Contract type name	GDS Contract
Purpose of contract	General
Contract start date	01/04/2006
Contract end date	

16/17 Contracted general activity (UDA)	35,550
Carry forward general activity (UDA)	348
16/17 Contracted orthodontic activity (UOA)	0
Carry forward orthodontic activity (UOA)	0
Baseline contract value	£757,994.95

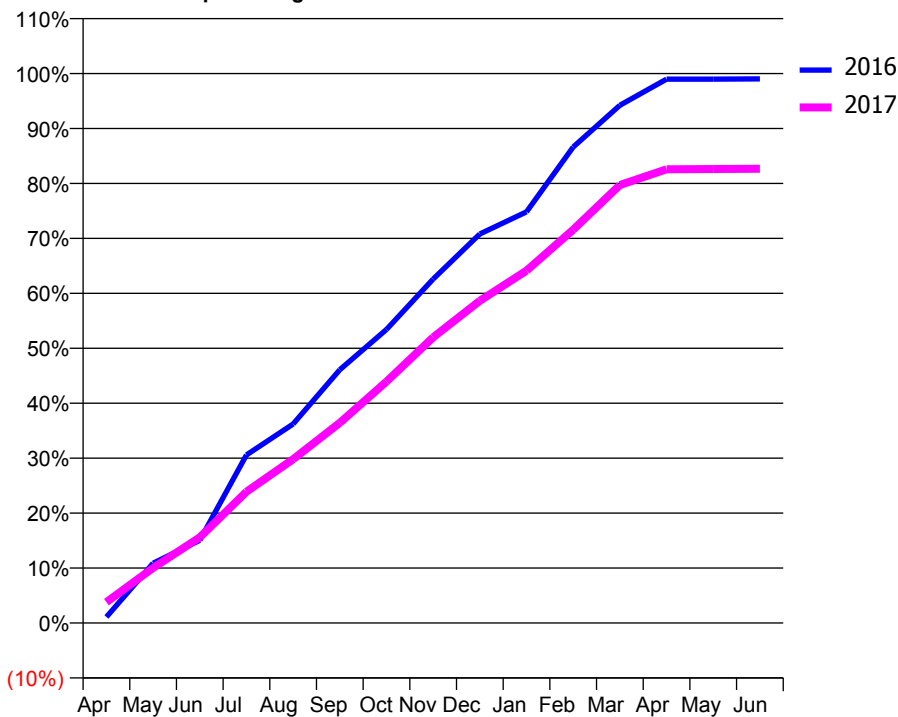
### ACCESS\*

Patients seen in 24 months	Total	Change since previous quarter
Quarter ending March 2016	12,040	
Quarter ending June 2016	11,915	↓
Quarter ending September 2016	11,758	↓
Quarter ending December 2016	11,572	↓
Quarter ending March 2017	11,562	→
<b>Variance since March 2016</b>	<b>(4.0%)</b>	<b>↓</b>



### ACTIVITY

Cumulative percentage of contracted UDA delivered 2016 & 2017



Month	Adjusted Scheduled Activity (UDA)	
	2016	2017
April	392	1,347
May	3,873	3,567
June	5,349	5,539
July	10,872	8,494
August	12,879	10,595
September	16,386	12,953
October	18,992	15,618
November	22,257	18,482
December	25,169	20,850
January	26,604	22,797
February	30,790	25,445
March	33,493	28,336
April	35,182	29,351
May	35,187	29,370
June	35,202	29,392

### QUALITY

	Quantity	Base Number	Contract	AT	Region	England
% of FP17s for the same patient ID Re-attending within 3 months - Children	368	4,428	8.3%	10.9%	12.0%	12.3%
% of FP17s for the same patient ID Re-attending within 3 months - Adults	1,884	13,088	14.4%	15.2%	16.0%	16.7%
% of FP17s for the same patient ID Re-attending between 3 & 9 months - Children	2,831	4,428	63.9%	61.3%	58.8%	57.6%
% of FP17s for the same patient ID Re-attending between 3 & 9 months - Adults	8,463	13,088	64.7%	54.8%	51.2%	50.1%
% of FP17s for Band 1 Urgent Courses	888	17,189	5.2%	7.0%	8.0%	9.1%
% of FP17s Relating to Free Repair or Replacements	190	17,189	1.1%	0.8%	0.8%	0.8%
% of FP17s Relating to Continuations	233	17,189	1.4%	1.6%	1.2%	1.2%
% of Patients satisfied with the dentistry they have received	9	11	81.8%	92.3%	92.7%	92.8%
% of Patients satisfied with the time they had to wait for an appointment	11	11	100.0%	88.0%	89.1%	88.7%

\* This is based on patients treated on this contract for their most recent course of treatment. Figures in italics indicate the base number of FP17s or Patient Questionnaire responses are less than 100. N/A is shown where the base number of responses is less than 10 during the period. % is calculated as Quantity/Base number\*100

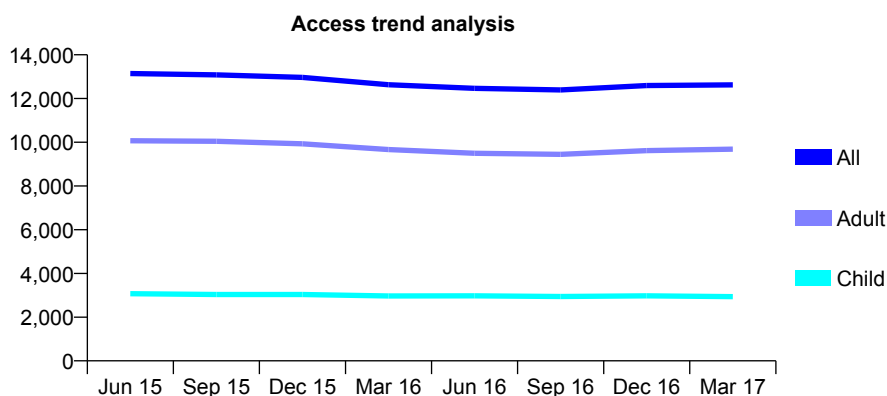
## Q55 - Vital Signs At a Glance Contract Report for 101281/0041 - Year end March 2017

Name or company name	OASIS DENTAL CARE LTD
Contract type name	GDS Contract
Purpose of contract	General
Contract start date	01/04/2006
Contract end date	

16/17 Contracted general activity (UDA)	42,036
Carry forward general activity (UDA)	0
16/17 Contracted orthodontic activity (UOA)	0
Carry forward orthodontic activity (UOA)	0
Baseline contract value	£910,237.87

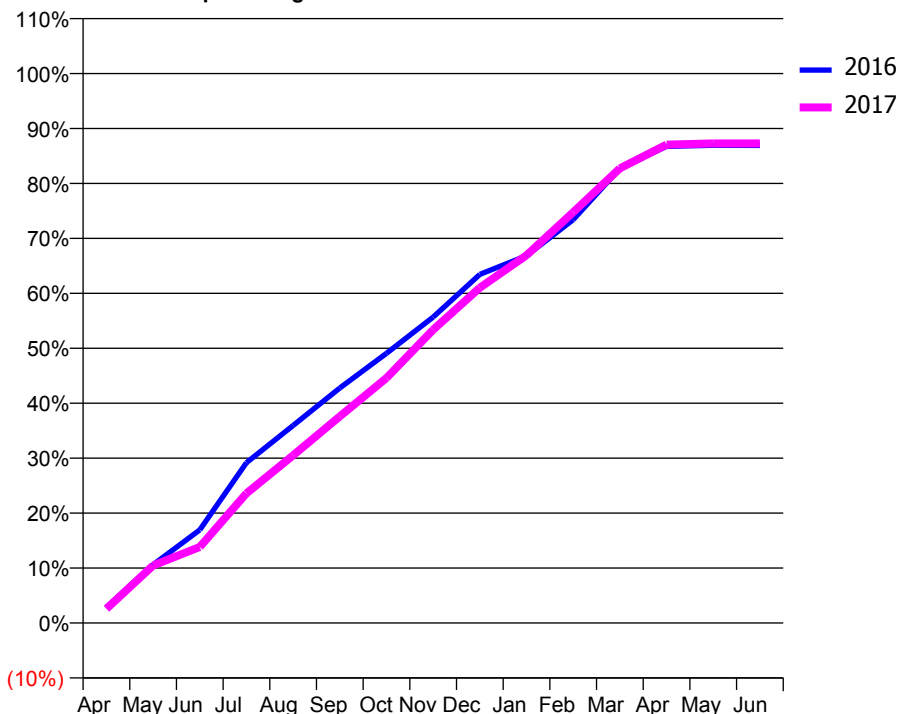
### ACCESS\*

Patients seen in 24 months	Total	Change since previous quarter
Quarter ending March 2016	12,629	
Quarter ending June 2016	12,467	↓
Quarter ending September 2016	12,390	→
Quarter ending December 2016	12,595	→
Quarter ending March 2017	12,622	→
<b>Variance since March 2016</b>	<b>(0.1%)</b>	→



### ACTIVITY

Cumulative percentage of contracted UDA delivered 2016 & 2017



Month	Adjusted Scheduled Activity (UDA)	
	2016	2017
April	1,202	1,090
May	4,463	4,405
June	7,126	5,820
July	12,269	9,918
August	15,115	12,828
September	17,976	15,807
October	20,630	18,741
November	23,404	22,433
December	26,673	25,651
January	28,097	28,130
February	30,848	31,426
March	34,769	34,782
April	36,460	36,593
May	36,544	36,684
June	36,539	36,688

### QUALITY

	Quantity	Base Number	Contract	AT	Region	England
% of FP17s for the same patient ID Re-attending within 3 months - Children	319	4,415	7.2%	10.9%	12.0%	12.3%
% of FP17s for the same patient ID Re-attending within 3 months - Adults	2,209	14,234	15.5%	15.2%	16.0%	16.7%
% of FP17s for the same patient ID Re-attending between 3 & 9 months - Children	2,587	4,415	58.6%	61.3%	58.8%	57.6%
% of FP17s for the same patient ID Re-attending between 3 & 9 months - Adults	7,552	14,234	53.1%	54.8%	51.2%	50.1%
% of FP17s for Band 1 Urgent Courses	1,704	18,418	9.3%	7.0%	8.0%	9.1%
% of FP17s Relating to Free Repair or Replacements	198	18,418	1.1%	0.8%	0.8%	0.8%
% of FP17s Relating to Continuations	279	18,418	1.5%	1.6%	1.2%	1.2%
% of Patients satisfied with the dentistry they have received	27	32	84.4%	92.3%	92.7%	92.8%
% of Patients satisfied with the time they had to wait for an appointment	25	32	78.1%	88.0%	89.1%	88.7%

\* This is based on patients treated on this contract for their most recent course of treatment. Figures in italics indicate the base number of FP17s or Patient Questionnaire responses are less than 100. N/A is shown where the base number of responses is less than 10 during the period. % is calculated as Quantity/Base number\*100

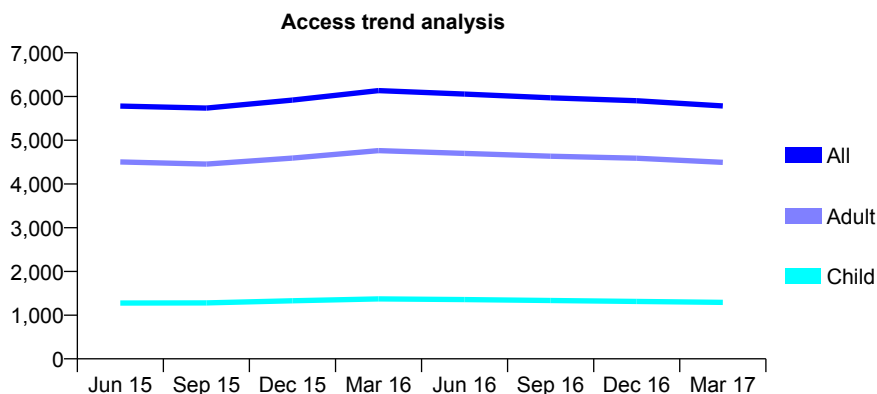
## Q55 - Vital Signs At a Glance Contract Report for 101281/0048 - Year end March 2017

Name or company name	OASIS DENTAL CARE LTD
Contract type name	GDS Contract
Purpose of contract	General and Orthodontic
Contract start date	01/04/2006
Contract end date	

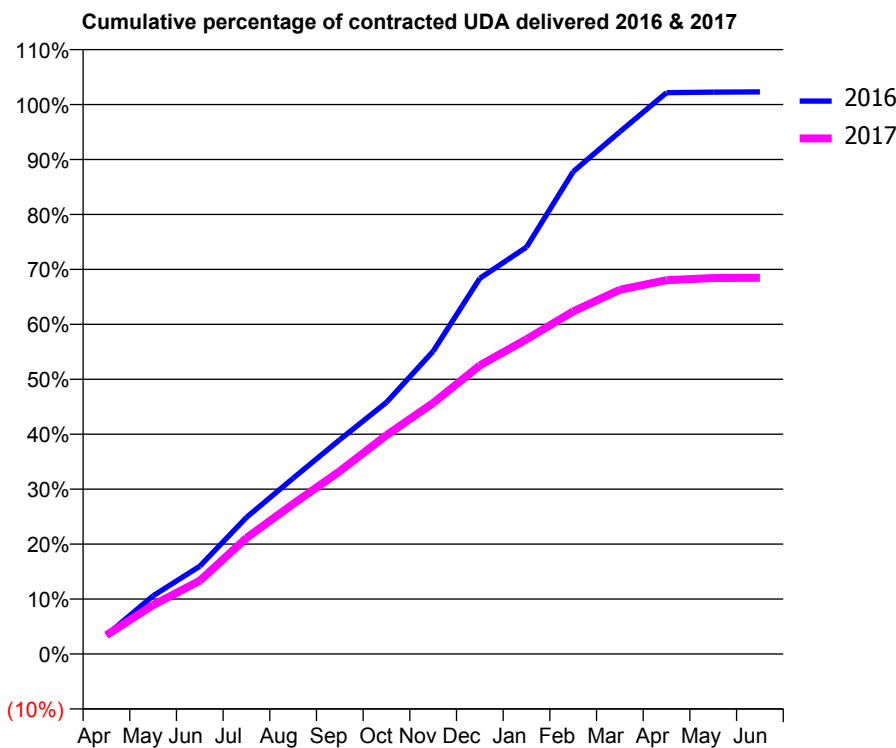
16/17 Contracted general activity (UDA)	19,361
Carry forward general activity (UDA)	-387
16/17 Contracted orthodontic activity (UOA)	628
Carry forward orthodontic activity (UOA)	12
Baseline contract value	£503,773.86

### ACCESS\*

Patients seen in 24 months	Total	Change since previous quarter
Quarter ending March 2016	6,136	
Quarter ending June 2016	6,056	↓
Quarter ending September 2016	5,970	↓
Quarter ending December 2016	5,903	↓
Quarter ending March 2017	5,785	↓
<b>Variance since March 2016</b>	<b>(5.7%)</b>	<b>↓</b>



### ACTIVITY



Month	Adjusted Scheduled Activity (UDA)	
	2016	2017
April	665	667
May	2,052	1,726
June	3,095	2,583
July	4,812	4,088
August	6,194	5,289
September	7,550	6,445
October	8,869	7,710
November	10,669	8,845
December	13,237	10,172
January	14,337	11,089
February	16,994	12,073
March	18,402	12,833
April	19,777	13,170
May	19,799	13,245
June	19,806	13,257

### QUALITY

	Quantity	Base Number	Contract	AT	Region	England
% of FP17s for the same patient ID Re-attending within 3 months - Children	148	1,787	8.3%	10.9%	12.0%	12.3%
% of FP17s for the same patient ID Re-attending within 3 months - Adults	839	5,113	16.4%	15.2%	16.0%	16.7%
% of FP17s for the same patient ID Re-attending between 3 & 9 months - Children	1,101	1,787	61.6%	61.3%	58.8%	57.6%
% of FP17s for the same patient ID Re-attending between 3 & 9 months - Adults	2,537	5,113	49.6%	54.8%	51.2%	50.1%
% of FP17s for Band 1 Urgent Courses	700	6,413	10.9%	7.0%	8.0%	9.1%
% of FP17s Relating to Free Repair or Replacements	47	6,413	0.7%	0.8%	0.8%	0.8%
% of FP17s Relating to Continuations	114	6,413	1.8%	1.6%	1.2%	1.2%
% of Patients satisfied with the dentistry they have received	6	6	N/A	92.3%	92.7%	92.8%
% of Patients satisfied with the time they had to wait for an appointment	6	6	N/A	88.0%	89.1%	88.7%

\* This is based on patients treated on this contract for their most recent course of treatment. Figures in italics indicate the base number of FP17s or Patient Questionnaire responses are less than 100. N/A is shown where the base number of responses is less than 10 during the period. % is calculated as Quantity/Base number\*100

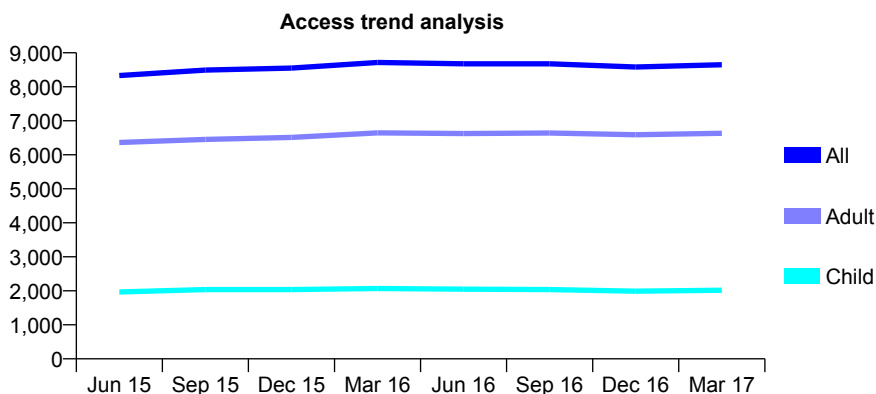
## Q55 - Vital Signs At a Glance Contract Report for 101281/0059 - Year end March 2017

Name or company name	OASIS DENTAL CARE LTD
Contract type name	GDS Contract
Purpose of contract	General
Contract start date	01/04/2006
Contract end date	

16/17 Contracted general activity (UDA)	26,245
Carry forward general activity (UDA)	-46
16/17 Contracted orthodontic activity (UOA)	0
Carry forward orthodontic activity (UOA)	0
Baseline contract value	£602,188.12

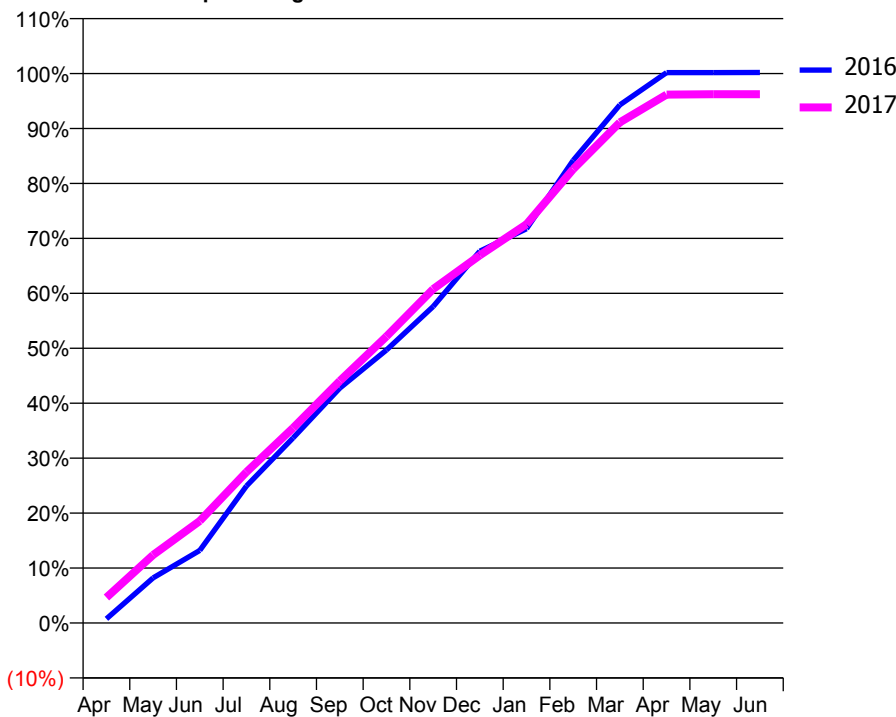
### ACCESS\*

Patients seen in 24 months	Total	Change since previous quarter
Quarter ending March 2016	8,716	
Quarter ending June 2016	8,675	→
Quarter ending September 2016	8,678	→
Quarter ending December 2016	8,584	↓
Quarter ending March 2017	8,649	→
<b>Variance since March 2016</b>	<b>(0.8%)</b>	→



### ACTIVITY

Cumulative percentage of contracted UDA delivered 2016 & 2017



Month	Adjusted Scheduled Activity (UDA)	
	2016	2017
April	203	1,222
May	2,158	3,248
June	3,465	4,878
July	6,545	7,212
August	8,840	9,322
September	11,218	11,563
October	13,043	13,687
November	15,119	15,951
December	17,758	17,564
January	18,831	19,049
February	22,099	21,674
March	24,747	23,909
April	26,288	25,235
May	26,288	25,253
June	26,291	25,257

### QUALITY

	Quantity	Base Number	Contract	AT	Region	England
% of FP17s for the same patient ID Re-attending within 3 months - Children	268	3,371	8.0%	10.9%	12.0%	12.3%
% of FP17s for the same patient ID Re-attending within 3 months - Adults	1,655	10,922	15.2%	15.2%	16.0%	16.7%
% of FP17s for the same patient ID Re-attending between 3 & 9 months - Children	2,306	3,371	68.4%	61.3%	58.8%	57.6%
% of FP17s for the same patient ID Re-attending between 3 & 9 months - Adults	7,248	10,922	66.4%	54.8%	51.2%	50.1%
% of FP17s for Band 1 Urgent Courses	776	14,127	5.5%	7.0%	8.0%	9.1%
% of FP17s Relating to Free Repair or Replacements	273	14,127	1.9%	0.8%	0.8%	0.8%
% of FP17s Relating to Continuations	324	14,127	2.3%	1.6%	1.2%	1.2%
% of Patients satisfied with the dentistry they have received	19	19	100.0%	92.3%	92.7%	92.8%
% of Patients satisfied with the time they had to wait for an appointment	18	19	94.7%	88.0%	89.1%	88.7%

\* This is based on patients treated on this contract for their most recent course of treatment. Figures in italics indicate the base number of FP17s or Patient Questionnaire responses are less than 100. N/A is shown where the base number of responses is less than 10 during the period. % is calculated as Quantity/Base number\*100



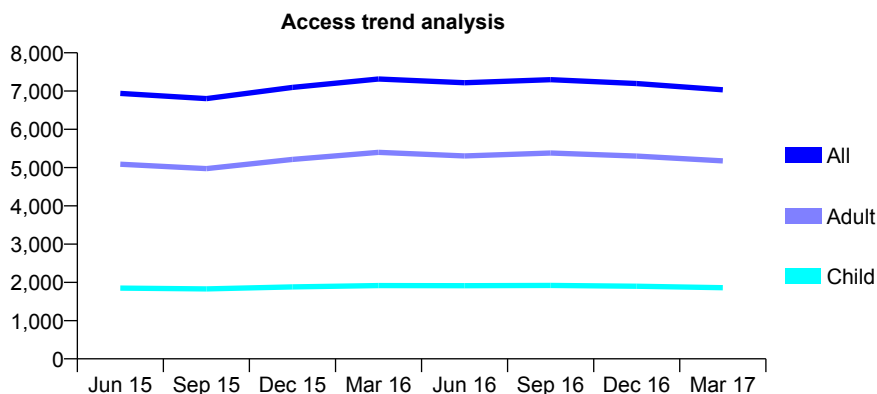
## Q55 - Vital Signs At a Glance Contract Report for 101281/0092 - Year end March 2017

Name or company name	OASIS DENTAL CARE LTD
Contract type name	GDS Contract
Purpose of contract	General
Contract start date	01/04/2006
Contract end date	

16/17 Contracted general activity (UDA)	18,929
Carry forward general activity (UDA)	0
16/17 Contracted orthodontic activity (UOA)	0
Carry forward orthodontic activity (UOA)	0
Baseline contract value	£404,973.39

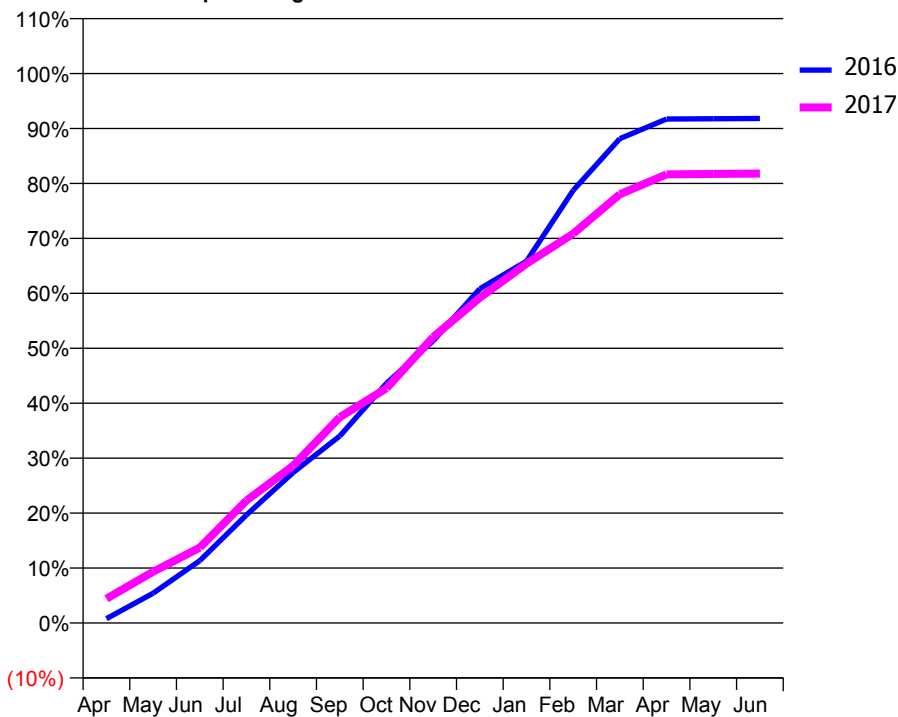
### ACCESS\*

Patients seen in 24 months	Total	Change since previous quarter
Quarter ending March 2016	7,314	
Quarter ending June 2016	7,216	↓
Quarter ending September 2016	7,299	→
Quarter ending December 2016	7,198	↓
Quarter ending March 2017	7,032	↓
<b>Variance since March 2016</b>	<b>(3.9%)</b>	<b>↓</b>



### ACTIVITY

Cumulative percentage of contracted UDA delivered 2016 & 2017



Month	Adjusted Scheduled Activity (UDA)	
	2016	2017
April	148	840
May	1,029	1,768
June	2,145	2,596
July	3,721	4,219
August	5,182	5,420
September	6,442	7,089
October	8,259	8,088
November	9,722	9,849
December	11,515	11,204
January	12,465	12,376
February	14,902	13,412
March	16,686	14,769
April	17,363	15,453
May	17,370	15,466
June	17,377	15,481

### QUALITY

	Quantity	Base Number	Contract	AT	Region	England
% of FP17s for the same patient ID Re-attending within 3 months - Children	173	2,864	6.0%	10.9%	12.0%	12.3%
% of FP17s for the same patient ID Re-attending within 3 months - Adults	1,014	6,989	14.5%	15.2%	16.0%	16.7%
% of FP17s for the same patient ID Re-attending between 3 & 9 months - Children	1,902	2,864	66.4%	61.3%	58.8%	57.6%
% of FP17s for the same patient ID Re-attending between 3 & 9 months - Adults	4,094	6,989	58.6%	54.8%	51.2%	50.1%
% of FP17s for Band 1 Urgent Courses	762	9,121	8.4%	7.0%	8.0%	9.1%
% of FP17s Relating to Free Repair or Replacements	104	9,121	1.1%	0.8%	0.8%	0.8%
% of FP17s Relating to Continuations	118	9,121	1.3%	1.6%	1.2%	1.2%
% of Patients satisfied with the dentistry they have received	6	7	N/A	92.3%	92.7%	92.8%
% of Patients satisfied with the time they had to wait for an appointment	5	7	N/A	88.0%	89.1%	88.7%

\* This is based on patients treated on this contract for their most recent course of treatment. Figures in italics indicate the base number of FP17s or Patient Questionnaire responses are less than 100. N/A is shown where the base number of responses is less than 10 during the period. % is calculated as Quantity/Base number\*100

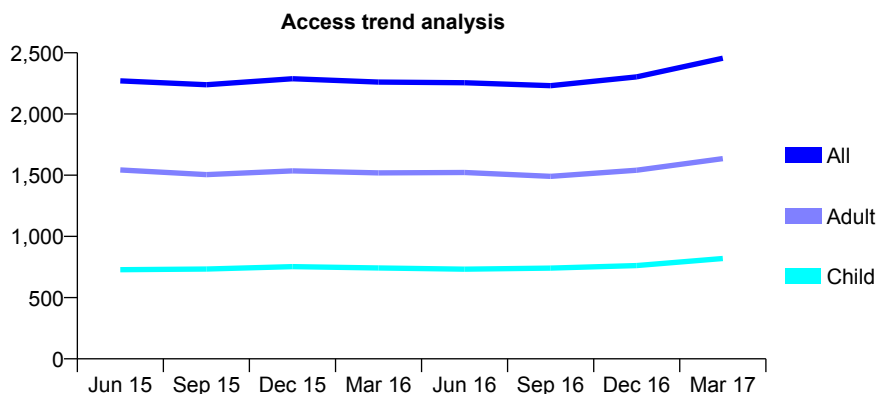
## Q55 - Vital Signs At a Glance Contract Report for 101281/0118 - Year end March 2017

Name or company name	OASIS DENTAL CARE LTD
Contract type name	GDS Contract
Purpose of contract	General
Contract start date	01/04/2006
Contract end date	

16/17 Contracted general activity (UDA)	5,159
Carry forward general activity (UDA)	0
16/17 Contracted orthodontic activity (UOA)	0
Carry forward orthodontic activity (UOA)	0
Baseline contract value	£152,048.69

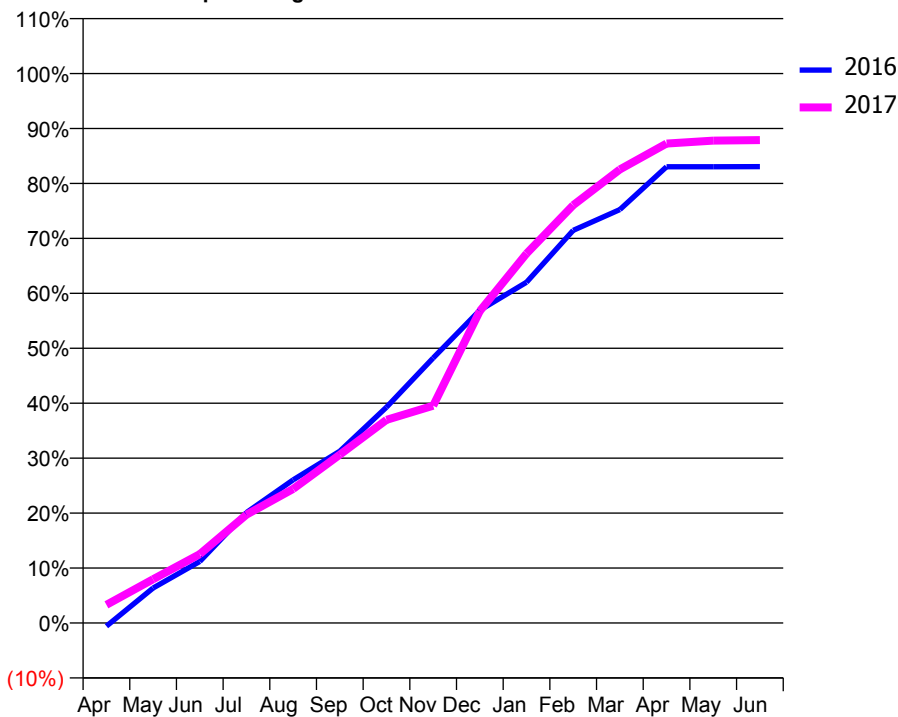
### ACCESS\*

Patients seen in 24 months	Total	Change since previous quarter
Quarter ending March 2016	2,261	
Quarter ending June 2016	2,255	→
Quarter ending September 2016	2,232	↓
Quarter ending December 2016	2,303	↑
Quarter ending March 2017	2,456	↑
<b>Variance since March 2016</b>	<b>8.6%</b>	<b>↑</b>



### ACTIVITY

Cumulative percentage of contracted UDA delivered 2016 & 2017



Adjusted Scheduled Activity (UDA)

Month	2016	2017
April	-31	170
May	329	412
June	577	647
July	1,038	1,018
August	1,344	1,258
September	1,613	1,580
October	2,026	1,907
November	2,488	2,040
December	2,936	2,929
January	3,199	3,468
February	3,686	3,923
March	3,882	4,258
April	4,283	4,501
May	4,283	4,528
June	4,285	4,533

### QUALITY

	Quantity	Base Number	Contract	AT	Region	England
% of FP17s for the same patient ID Re-attending within 3 months - Children	84	1,199	7.0%	10.9%	12.0%	12.3%
% of FP17s for the same patient ID Re-attending within 3 months - Adults	349	2,155	16.2%	15.2%	16.0%	16.7%
% of FP17s for the same patient ID Re-attending between 3 & 9 months - Children	677	1,199	56.5%	61.3%	58.8%	57.6%
% of FP17s for the same patient ID Re-attending between 3 & 9 months - Adults	966	2,155	44.8%	54.8%	51.2%	50.1%
% of FP17s for Band 1 Urgent Courses	177	2,518	7.0%	7.0%	8.0%	9.1%
% of FP17s Relating to Free Repair or Replacements	5	2,518	0.2%	0.8%	0.8%	0.8%
% of FP17s Relating to Continuations	37	2,518	1.5%	1.6%	1.2%	1.2%
% of Patients satisfied with the dentistry they have received	0	1	N/A	92.3%	92.7%	92.8%
% of Patients satisfied with the time they had to wait for an appointment	0	1	N/A	88.0%	89.1%	88.7%

\* This is based on patients treated on this contract for their most recent course of treatment. Figures in italics indicate the base number of FP17s or Patient Questionnaire responses are less than 100. N/A is shown where the base number of responses is less than 10 during the period. % is calculated as Quantity/Base number\*100

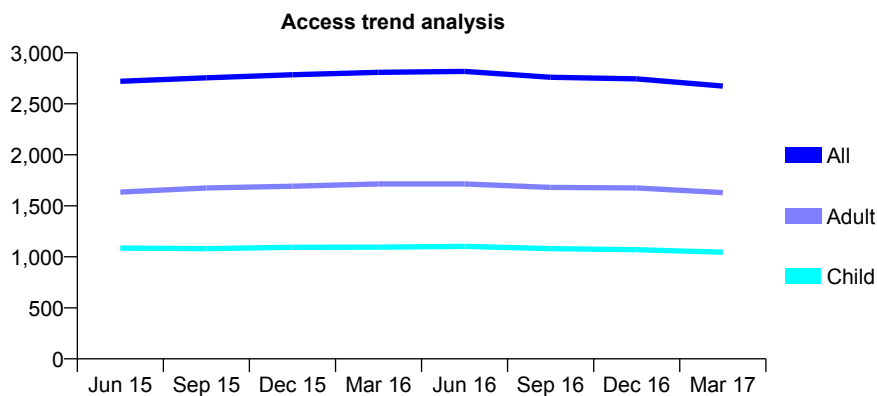
## Q55 - Vital Signs At a Glance Contract Report for 101281/0129 - Year end March 2017

Name or company name	OASIS DENTAL CARE LTD
Contract type name	GDS Contract
Purpose of contract	General
Contract start date	01/04/2006
Contract end date	

16/17 Contracted general activity (UDA)	7,956
Carry forward general activity (UDA)	-49
16/17 Contracted orthodontic activity (UOA)	0
Carry forward orthodontic activity (UOA)	0
Baseline contract value	£173,187.12

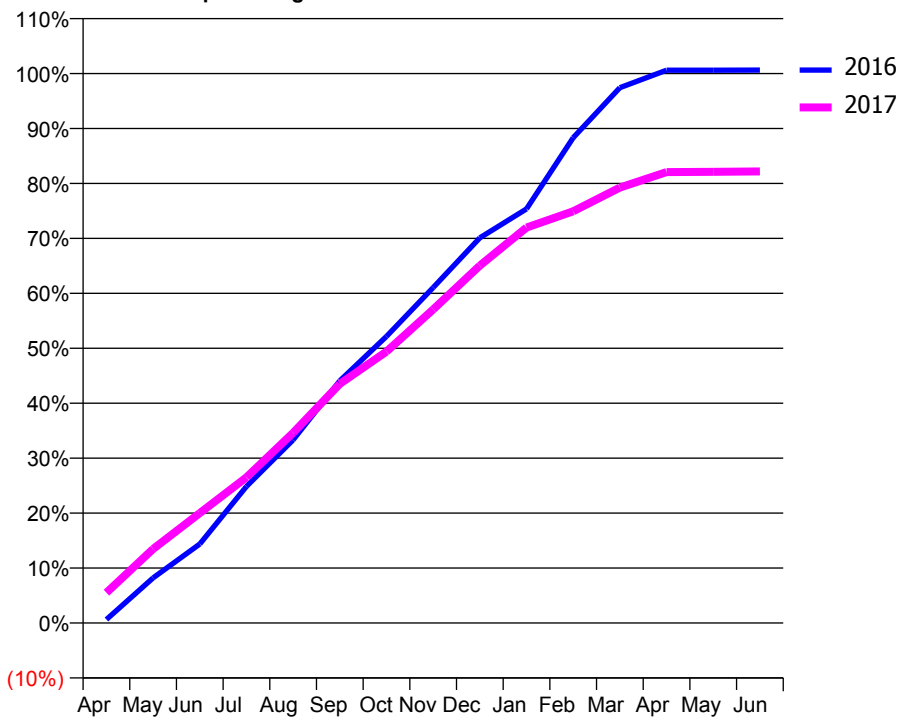
### ACCESS\*

Patients seen in 24 months	Total	Change since previous quarter
Quarter ending March 2016	2,809	
Quarter ending June 2016	2,818	→
Quarter ending September 2016	2,760	↓
Quarter ending December 2016	2,745	→
Quarter ending March 2017	2,674	↓
<b>Variance since March 2016</b>	<b>(4.8%)</b>	<b>↓</b>



### ACTIVITY

Cumulative percentage of contracted UDA delivered 2016 & 2017



Month	Adjusted Scheduled Activity (UDA)	
	2016	2017
April	51	439
May	654	1,073
June	1,143	1,592
July	1,977	2,109
August	2,651	2,754
September	3,507	3,463
October	4,150	3,930
November	4,857	4,540
December	5,576	5,176
January	5,996	5,725
February	7,026	5,962
March	7,751	6,304
April	8,004	6,529
May	8,004	6,532
June	8,005	6,537

### QUALITY

	Quantity	Base Number	Contract	AT	Region	England
% of FP17s for the same patient ID Re-attending within 3 months - Children	113	1,417	8.0%	10.9%	12.0%	12.3%
% of FP17s for the same patient ID Re-attending within 3 months - Adults	314	1,953	16.1%	15.2%	16.0%	16.7%
% of FP17s for the same patient ID Re-attending between 3 & 9 months - Children	903	1,417	63.7%	61.3%	58.8%	57.6%
% of FP17s for the same patient ID Re-attending between 3 & 9 months - Adults	1,091	1,953	55.9%	54.8%	51.2%	50.1%
% of FP17s for Band 1 Urgent Courses	332	3,324	10.0%	7.0%	8.0%	9.1%
% of FP17s Relating to Free Repair or Replacements	20	3,324	0.6%	0.8%	0.8%	0.8%
% of FP17s Relating to Continuations	37	3,324	1.1%	1.6%	1.2%	1.2%
% of Patients satisfied with the dentistry they have received	5	5	N/A	92.3%	92.7%	92.8%
% of Patients satisfied with the time they had to wait for an appointment	5	5	N/A	88.0%	89.1%	88.7%

\* This is based on patients treated on this contract for their most recent course of treatment. Figures in italics indicate the base number of FP17s or Patient Questionnaire responses are less than 100. N/A is shown where the base number of responses is less than 10 during the period. % is calculated as Quantity/Base number\*100

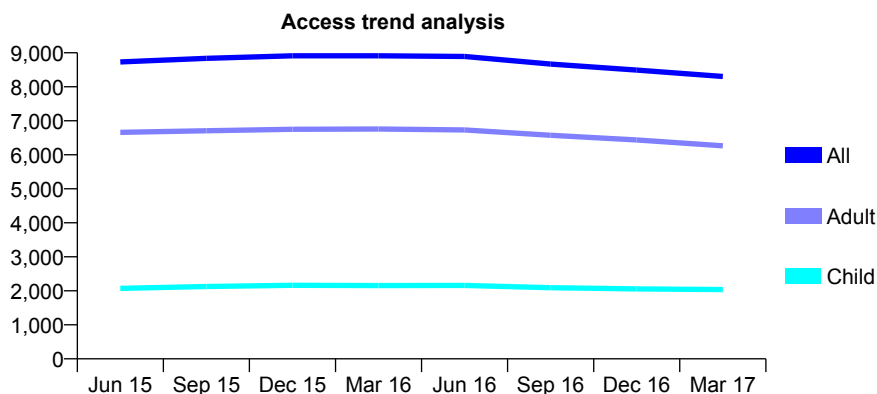
## Q55 - Vital Signs At a Glance Contract Report for 101281/0200 - Year end March 2017

Name or company name	OASIS DENTAL CARE LTD
Contract type name	GDS Contract
Purpose of contract	General
Contract start date	28/04/2009
Contract end date	

16/17 Contracted general activity (UDA)	30,000
Carry forward general activity (UDA)	0
16/17 Contracted orthodontic activity (UOA)	0
Carry forward orthodontic activity (UOA)	0
Baseline contract value	£643,494.25

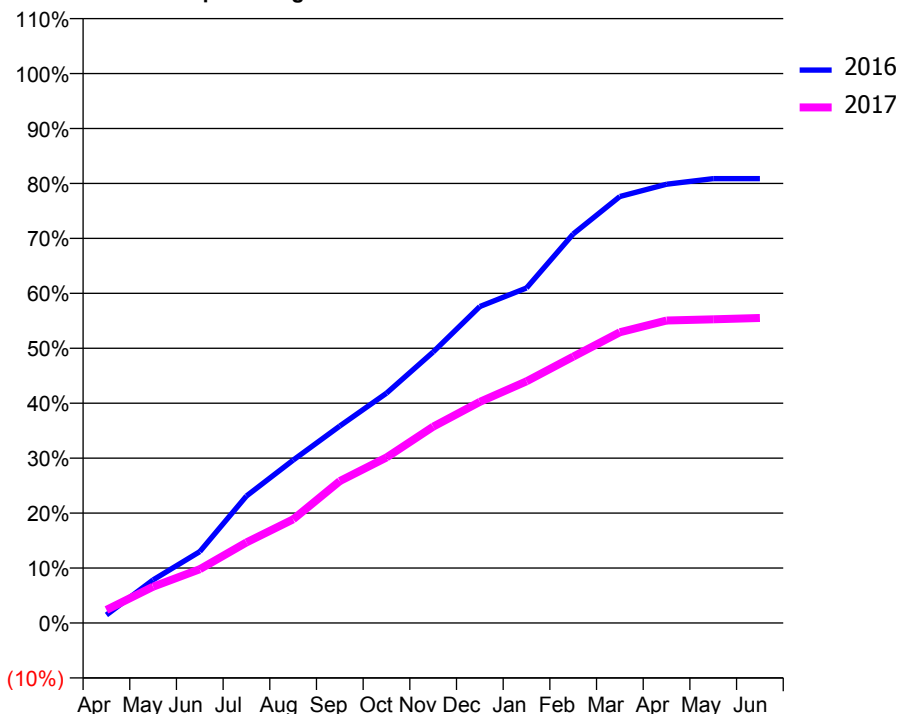
### ACCESS\*

Patients seen in 24 months	Total	Change since previous quarter
Quarter ending March 2016	8,913	
Quarter ending June 2016	8,891	→
Quarter ending September 2016	8,668	↓
Quarter ending December 2016	8,494	↓
Quarter ending March 2017	8,302	↓
<b>Variance since March 2016</b>	<b>(6.9%)</b>	↓



### ACTIVITY

Cumulative percentage of contracted UDA delivered 2016 & 2017



Month	Adjusted Scheduled Activity (UDA)	
	2016	2017
April	442	718
May	2,352	1,987
June	3,900	2,937
July	6,938	4,403
August	8,896	5,662
September	10,759	7,752
October	12,550	9,039
November	14,799	10,721
December	17,280	12,076
January	18,290	13,197
February	21,239	14,540
March	23,285	15,874
April	23,956	16,518
May	24,260	16,582
June	24,264	16,656

### QUALITY

	Quantity	Base Number	Contract	AT	Region	England
% of FP17s for the same patient ID Re-attending within 3 months - Children	328	2,129	15.4%	10.9%	12.0%	12.3%
% of FP17s for the same patient ID Re-attending within 3 months - Adults	914	5,963	15.3%	15.2%	16.0%	16.7%
% of FP17s for the same patient ID Re-attending between 3 & 9 months - Children	955	2,129	44.9%	61.3%	58.8%	57.6%
% of FP17s for the same patient ID Re-attending between 3 & 9 months - Adults	2,722	5,963	45.6%	54.8%	51.2%	50.1%
% of FP17s for Band 1 Urgent Courses	634	7,908	8.0%	7.0%	8.0%	9.1%
% of FP17s Relating to Free Repair or Replacements	37	7,908	0.5%	0.8%	0.8%	0.8%
% of FP17s Relating to Continuations	250	7,908	3.2%	1.6%	1.2%	1.2%
% of Patients satisfied with the dentistry they have received	5	7	N/A	92.3%	92.7%	92.8%
% of Patients satisfied with the time they had to wait for an appointment	5	7	N/A	88.0%	89.1%	88.7%

\* This is based on patients treated on this contract for their most recent course of treatment. Figures in italics indicate the base number of FP17s or Patient Questionnaire responses are less than 100. N/A is shown where the base number of responses is less than 10 during the period. % is calculated as Quantity/Base number\*100

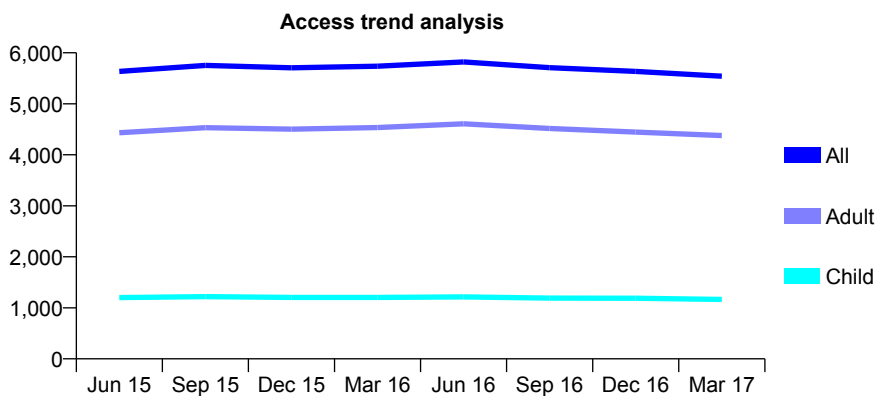
## Q55 - Vital Signs At a Glance Contract Report for 101338/0050 - Year end March 2017

Name or company name	Whitecross Dental Care Limited
Contract type name	GDS Contract
Purpose of contract	General
Contract start date	01/04/2007
Contract end date	

16/17 Contracted general activity (UDA)	14,300
Carry forward general activity (UDA)	0
16/17 Contracted orthodontic activity (UOA)	0
Carry forward orthodontic activity (UOA)	0
Baseline contract value	£372,676.40

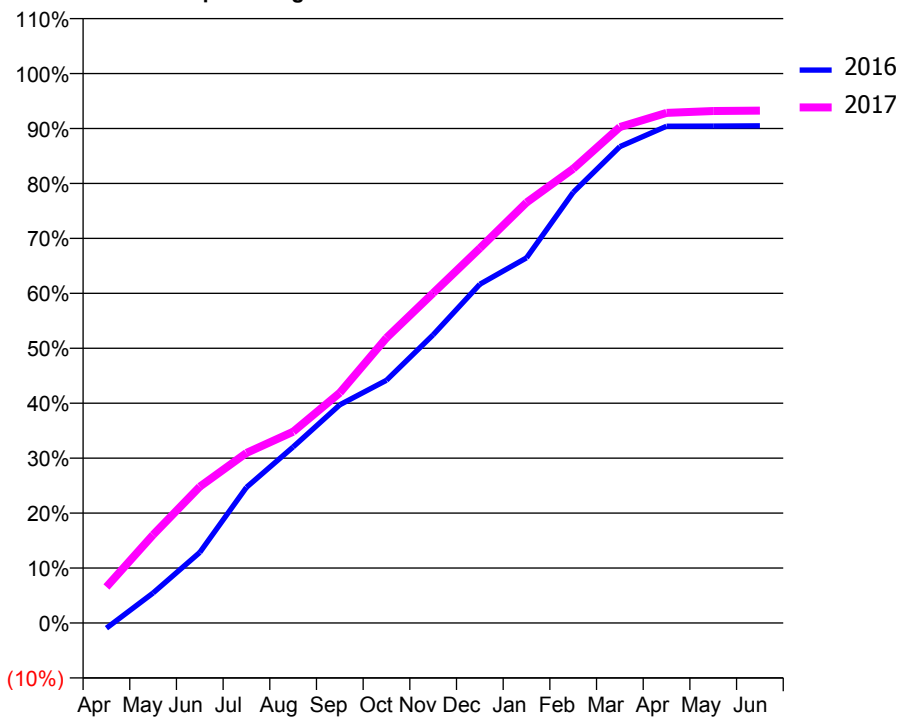
### ACCESS\*

Patients seen in 24 months	Total	Change since previous quarter
Quarter ending March 2016	5,738	
Quarter ending June 2016	5,822	→
Quarter ending September 2016	5,708	↓
Quarter ending December 2016	5,635	↓
Quarter ending March 2017	5,542	↓
<b>Variance since March 2016</b>	<b>(3.4%)</b>	<b>↓</b>



### ACTIVITY

Cumulative percentage of contracted UDA delivered 2016 & 2017



Month	Adjusted Scheduled Activity (UDA)	
	2016	2017
April	-170	938
May	962	2,296
June	2,261	3,548
July	4,345	4,427
August	5,640	4,978
September	6,990	5,991
October	7,775	7,419
November	9,231	8,587
December	10,851	9,751
January	11,695	10,944
February	13,793	11,820
March	15,257	12,908
April	15,911	13,274
May	15,915	13,323
June	15,922	13,336

### QUALITY

	Quantity	Base Number	Contract	AT	Region	England
% of FP17s for the same patient ID Re-attending within 3 months - Children	98	1,617	6.1%	10.9%	12.0%	12.3%
% of FP17s for the same patient ID Re-attending within 3 months - Adults	672	5,530	12.2%	15.2%	16.0%	16.7%
% of FP17s for the same patient ID Re-attending between 3 & 9 months - Children	923	1,617	57.1%	61.3%	58.8%	57.6%
% of FP17s for the same patient ID Re-attending between 3 & 9 months - Adults	2,894	5,530	52.3%	54.8%	51.2%	50.1%
% of FP17s for Band 1 Urgent Courses	188	7,054	2.7%	7.0%	8.0%	9.1%
% of FP17s Relating to Free Repair or Replacements	33	7,054	0.5%	0.8%	0.8%	0.8%
% of FP17s Relating to Continuations	184	7,054	2.6%	1.6%	1.2%	1.2%
% of Patients satisfied with the dentistry they have received	17	18	94.4%	92.3%	92.7%	92.8%
% of Patients satisfied with the time they had to wait for an appointment	17	18	94.4%	88.0%	89.1%	88.7%

\* This is based on patients treated on this contract for their most recent course of treatment. Figures in italics indicate the base number of FP17s or Patient Questionnaire responses are less than 100. N/A is shown where the base number of responses is less than 10 during the period. % is calculated as Quantity/Base number\*100

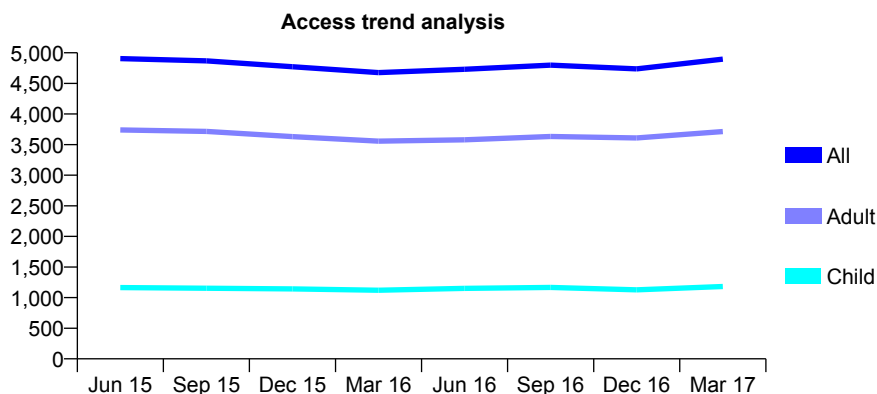
## Q55 - Vital Signs At a Glance Contract Report for 101362/0006 - Year end March 2017

Name or company name	Rodericks Dental Limited
Contract type name	GDS Contract
Purpose of contract	General
Contract start date	01/04/2008
Contract end date	

16/17 Contracted general activity (UDA)	14,092
Carry forward general activity (UDA)	-48
16/17 Contracted orthodontic activity (UOA)	0
Carry forward orthodontic activity (UOA)	0
Baseline contract value	£336,172.79

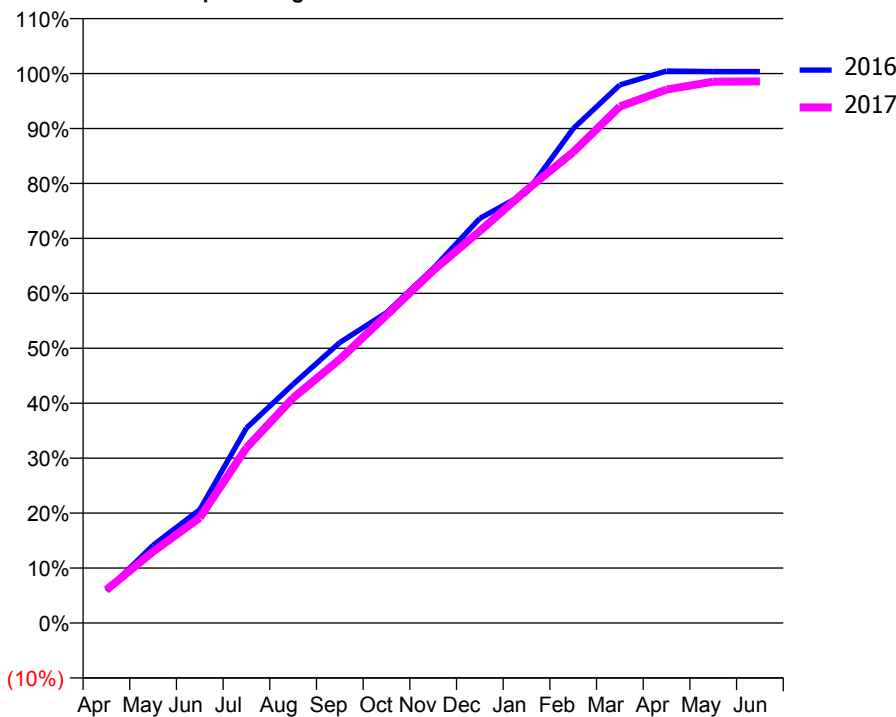
### ACCESS\*

Patients seen in 24 months	Total	Change since previous quarter
Quarter ending March 2016	4,676	
Quarter ending June 2016	4,730	→
Quarter ending September 2016	4,799	→
Quarter ending December 2016	4,737	↓
Quarter ending March 2017	4,896	↑
<b>Variance since March 2016</b>	<b>4.7%</b>	<b>↑</b>



### ACTIVITY

Cumulative percentage of contracted UDA delivered 2016 & 2017



Month	Adjusted Scheduled Activity (UDA)	
	2016	2017
April	794	851
May	1,916	1,831
June	2,795	2,701
July	4,805	4,495
August	5,884	5,773
September	6,912	6,763
October	7,648	7,896
November	8,737	9,041
December	9,974	10,054
January	10,607	11,103
February	12,185	12,077
March	13,261	13,245
April	13,604	13,682
May	13,590	13,882
June	13,590	13,889

### QUALITY

	Quantity	Base Number	Contract	AT	Region	England
% of FP17s for the same patient ID Re-attending within 3 months - Children	118	1,904	6.2%	10.9%	12.0%	12.3%
% of FP17s for the same patient ID Re-attending within 3 months - Adults	579	5,570	10.4%	15.2%	16.0%	16.7%
% of FP17s for the same patient ID Re-attending between 3 & 9 months - Children	1,207	1,904	63.4%	61.3%	58.8%	57.6%
% of FP17s for the same patient ID Re-attending between 3 & 9 months - Adults	3,448	5,570	61.9%	54.8%	51.2%	50.1%
% of FP17s for Band 1 Urgent Courses	378	7,387	5.1%	7.0%	8.0%	9.1%
% of FP17s Relating to Free Repair or Replacements	98	7,387	1.3%	0.8%	0.8%	0.8%
% of FP17s Relating to Continuations	21	7,387	0.3%	1.6%	1.2%	1.2%
% of Patients satisfied with the dentistry they have received	9	9	N/A	92.3%	92.7%	92.8%
% of Patients satisfied with the time they had to wait for an appointment	9	9	N/A	88.0%	89.1%	88.7%

\* This is based on patients treated on this contract for their most recent course of treatment. Figures in italics indicate the base number of FP17s or Patient Questionnaire responses are less than 100. N/A is shown where the base number of responses is less than 10 during the period. % is calculated as Quantity/Base number\*100

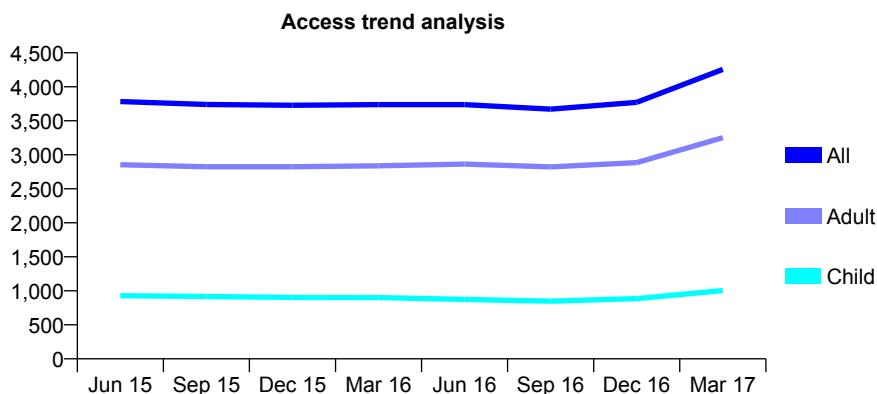
## Q55 - Vital Signs At a Glance Contract Report for 101362/0007 - Year end March 2017

Name or company name	Rodericks Dental Limited
Contract type name	GDS Contract
Purpose of contract	General
Contract start date	28/07/2008
Contract end date	

16/17 Contracted general activity (UDA)	13,553
Carry forward general activity (UDA)	-219
16/17 Contracted orthodontic activity (UOA)	0
Carry forward orthodontic activity (UOA)	0
Baseline contract value	£332,452.92

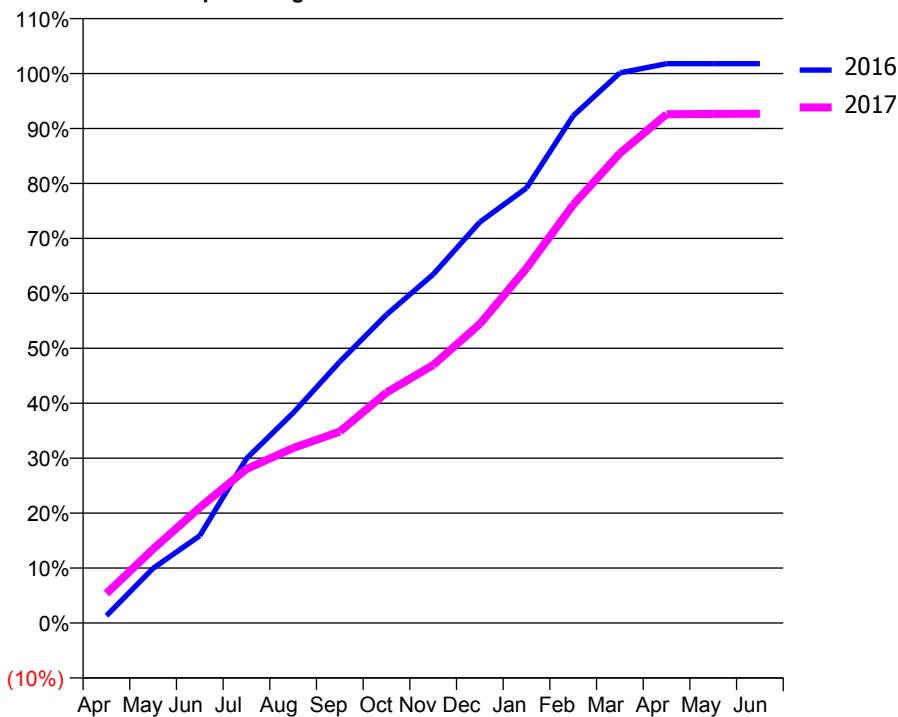
### ACCESS\*

Patients seen in 24 months	Total	Change since previous quarter
Quarter ending March 2016	3,739	
Quarter ending June 2016	3,738	→
Quarter ending September 2016	3,672	↓
Quarter ending December 2016	3,771	↑
Quarter ending March 2017	4,256	↑
<b>Variance since March 2016</b>	<b>13.8%</b>	<b>↑</b>



### ACTIVITY

Cumulative percentage of contracted UDA delivered 2016 & 2017



Adjusted Scheduled Activity (UDA)

Month	2016	2017
April	163	730
May	1,225	1,823
June	1,953	2,851
July	3,679	3,798
August	4,699	4,318
September	5,845	4,720
October	6,897	5,684
November	7,798	6,364
December	8,967	7,374
January	9,731	8,751
February	11,346	10,315
March	12,306	11,584
April	12,511	12,550
May	12,511	12,557
June	12,511	12,561

### QUALITY

	Quantity	Base Number	Contract	AT	Region	England
% of FP17s for the same patient ID Re-attending within 3 months - Children	115	1,458	7.9%	10.9%	12.0%	12.3%
% of FP17s for the same patient ID Re-attending within 3 months - Adults	702	4,214	16.7%	15.2%	16.0%	16.7%
% of FP17s for the same patient ID Re-attending between 3 & 9 months - Children	798	1,458	54.7%	61.3%	58.8%	57.6%
% of FP17s for the same patient ID Re-attending between 3 & 9 months - Adults	2,021	4,214	48.0%	54.8%	51.2%	50.1%
% of FP17s for Band 1 Urgent Courses	334	5,971	5.6%	7.0%	8.0%	9.1%
% of FP17s Relating to Free Repair or Replacements	81	5,971	1.4%	0.8%	0.8%	0.8%
% of FP17s Relating to Continuations	93	5,971	1.6%	1.6%	1.2%	1.2%
% of Patients satisfied with the dentistry they have received	5	8	N/A	92.3%	92.7%	92.8%
% of Patients satisfied with the time they had to wait for an appointment	5	8	N/A	88.0%	89.1%	88.7%

\* This is based on patients treated on this contract for their most recent course of treatment. Figures in italics indicate the base number of FP17s or Patient Questionnaire responses are less than 100. N/A is shown where the base number of responses is less than 10 during the period. % is calculated as Quantity/Base number\*100



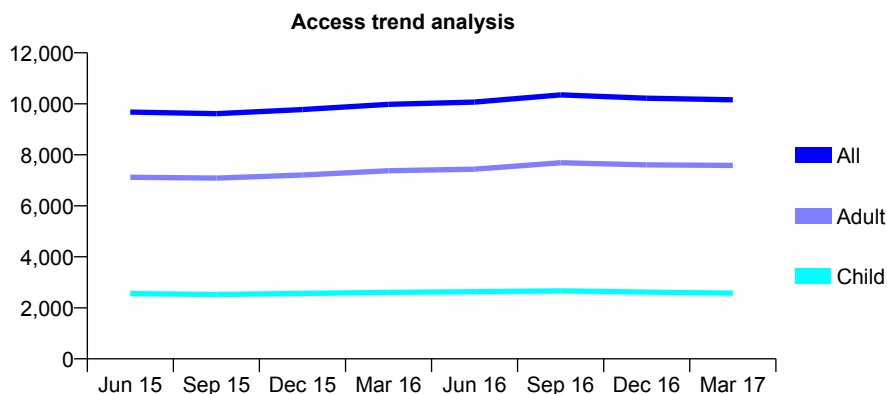
## Q55 - Vital Signs At a Glance Contract Report for 101362/0008 - Year end March 2017

Name or company name	Rodericks Dental Limited
Contract type name	GDS Contract
Purpose of contract	General
Contract start date	01/04/2008
Contract end date	

16/17 Contracted general activity (UDA)	27,688
Carry forward general activity (UDA)	248
16/17 Contracted orthodontic activity (UOA)	0
Carry forward orthodontic activity (UOA)	0
Baseline contract value	£634,447.91

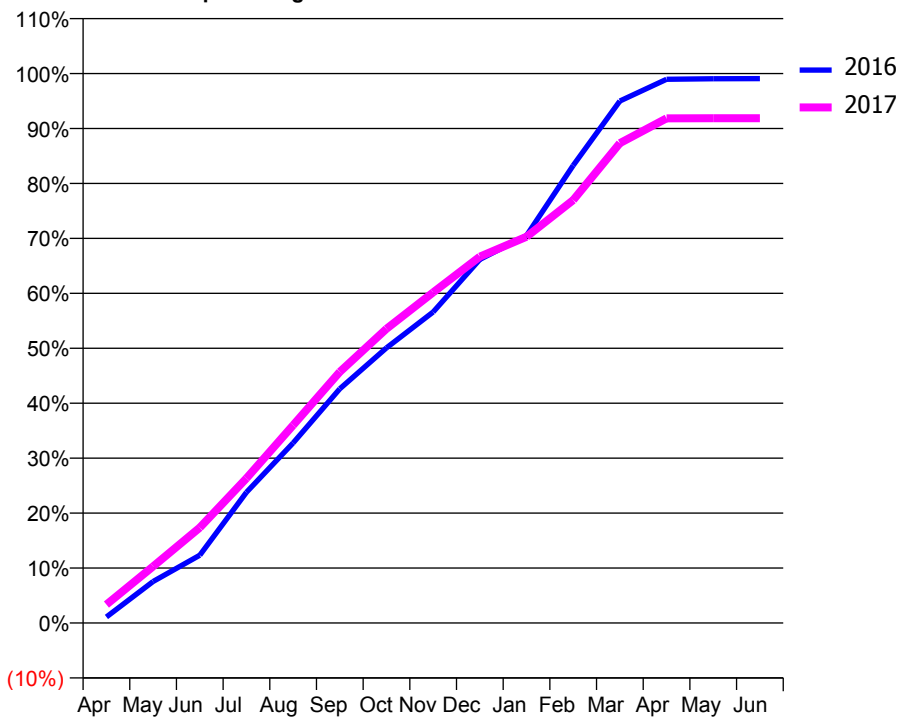
### ACCESS\*

Patients seen in 24 months	Total	Change since previous quarter
Quarter ending March 2016	9,978	
Quarter ending June 2016	10,069	→
Quarter ending September 2016	10,352	↑
Quarter ending December 2016	10,220	↓
Quarter ending March 2017	10,159	→
<b>Variance since March 2016</b>	<b>1.8%</b>	<b>→</b>



### ACTIVITY

Cumulative percentage of contracted UDA delivered 2016 & 2017



Adjusted Scheduled Activity (UDA)

Month	2016	2017
April	293	933
May	1,992	2,849
June	3,253	4,808
July	6,273	7,291
August	8,645	9,968
September	11,243	12,654
October	13,208	14,826
November	14,928	16,658
December	17,450	18,460
January	18,592	19,463
February	21,959	21,308
March	25,049	24,180
April	26,091	25,428
May	26,120	25,432
June	26,122	25,433

### QUALITY

	Quantity	Base Number	Contract	AT	Region	England
% of FP17s for the same patient ID Re-attending within 3 months - Children	198	3,983	5.0%	10.9%	12.0%	12.3%
% of FP17s for the same patient ID Re-attending within 3 months - Adults	1,272	11,197	11.4%	15.2%	16.0%	16.7%
% of FP17s for the same patient ID Re-attending between 3 & 9 months - Children	2,845	3,983	71.4%	61.3%	58.8%	57.6%
% of FP17s for the same patient ID Re-attending between 3 & 9 months - Adults	7,174	11,197	64.1%	54.8%	51.2%	50.1%
% of FP17s for Band 1 Urgent Courses	687	15,337	4.5%	7.0%	8.0%	9.1%
% of FP17s Relating to Free Repair or Replacements	119	15,337	0.8%	0.8%	0.8%	0.8%
% of FP17s Relating to Continuations	55	15,337	0.4%	1.6%	1.2%	1.2%
% of Patients satisfied with the dentistry they have received	17	18	94.4%	92.3%	92.7%	92.8%
% of Patients satisfied with the time they had to wait for an appointment	15	18	83.3%	88.0%	89.1%	88.7%

\* This is based on patients treated on this contract for their most recent course of treatment. Figures in italics indicate the base number of FP17s or Patient Questionnaire responses are less than 100. N/A is shown where the base number of responses is less than 10 during the period. % is calculated as Quantity/Base number\*100

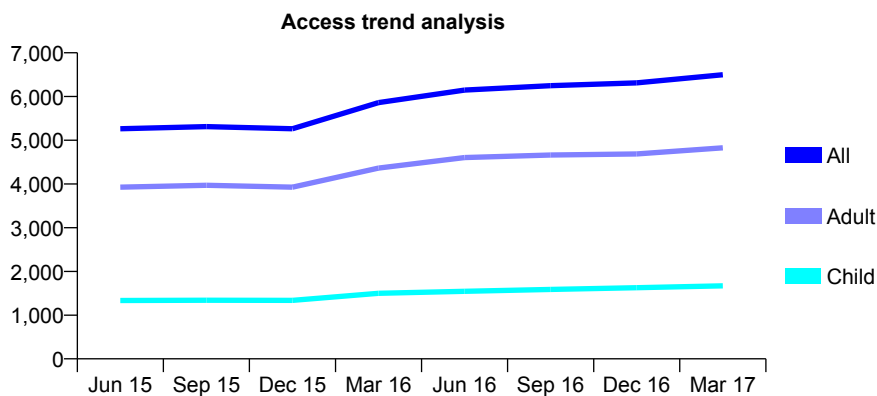
## Q55 - Vital Signs At a Glance Contract Report for 101362/0014 - Year end March 2017

Name or company name	Rodericks Dental Limited
Contract type name	GDS Contract
Purpose of contract	General
Contract start date	05/02/2009
Contract end date	

16/17 Contracted general activity (UDA)	16,638
Carry forward general activity (UDA)	-7
16/17 Contracted orthodontic activity (UOA)	0
Carry forward orthodontic activity (UOA)	0
Baseline contract value	£383,995.79

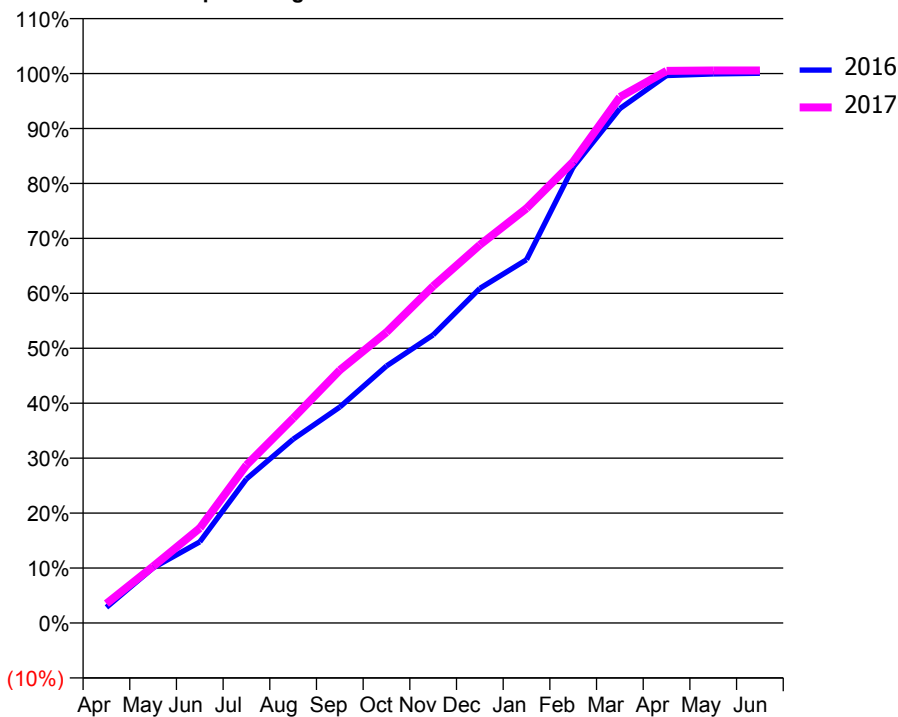
### ACCESS\*

Patients seen in 24 months	Total	Change since previous quarter
Quarter ending March 2016	5,860	
Quarter ending June 2016	6,149	↑
Quarter ending September 2016	6,249	→
Quarter ending December 2016	6,313	→
Quarter ending March 2017	6,498	↑
<b>Variance since March 2016</b>	<b>10.9%</b>	<b>↑</b>



### ACTIVITY

Cumulative percentage of contracted UDA delivered 2016 & 2017



Month	Adjusted Scheduled Activity (UDA)	
	2016	2017
April	439	588
May	1,546	1,715
June	2,275	2,874
July	4,037	4,781
August	5,153	6,198
September	6,053	7,657
October	7,202	8,803
November	8,073	10,201
December	9,379	11,447
January	10,181	12,555
February	12,780	13,966
March	14,417	15,927
April	15,343	16,717
May	15,389	16,730
June	15,407	16,730

### QUALITY

	Quantity	Base Number	Contract	AT	Region	England
% of FP17s for the same patient ID Re-attending within 3 months - Children	156	2,314	6.7%	10.9%	12.0%	12.3%
% of FP17s for the same patient ID Re-attending within 3 months - Adults	812	6,573	12.4%	15.2%	16.0%	16.7%
% of FP17s for the same patient ID Re-attending between 3 & 9 months - Children	1,323	2,314	57.2%	61.3%	58.8%	57.6%
% of FP17s for the same patient ID Re-attending between 3 & 9 months - Adults	3,379	6,573	51.4%	54.8%	51.2%	50.1%
% of FP17s for Band 1 Urgent Courses	673	8,776	7.7%	7.0%	8.0%	9.1%
% of FP17s Relating to Free Repair or Replacements	117	8,776	1.3%	0.8%	0.8%	0.8%
% of FP17s Relating to Continuations	39	8,776	0.4%	1.6%	1.2%	1.2%
% of Patients satisfied with the dentistry they have received	8	9	N/A	92.3%	92.7%	92.8%
% of Patients satisfied with the time they had to wait for an appointment	6	9	N/A	88.0%	89.1%	88.7%

\* This is based on patients treated on this contract for their most recent course of treatment. Figures in italics indicate the base number of FP17s or Patient Questionnaire responses are less than 100. N/A is shown where the base number of responses is less than 10 during the period. % is calculated as Quantity/Base number\*100

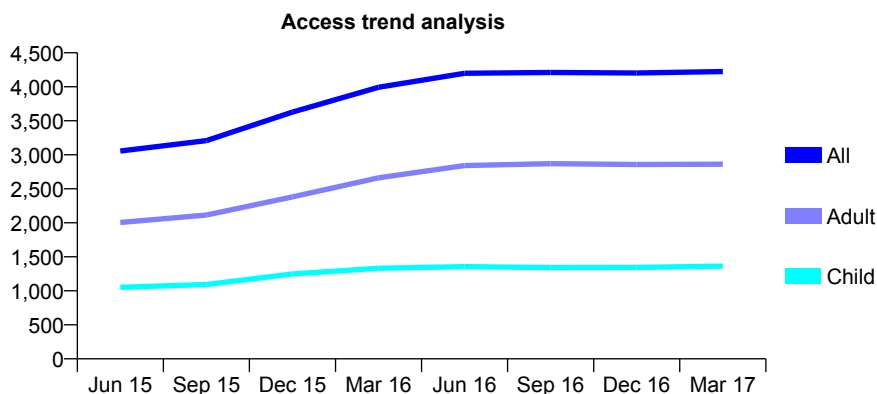
## Q55 - Vital Signs At a Glance Contract Report for 101362/0026 - Year end March 2017

Name or company name	Rodericks Dental Limited
Contract type name	GDS Contract
Purpose of contract	General
Contract start date	16/11/2009
Contract end date	

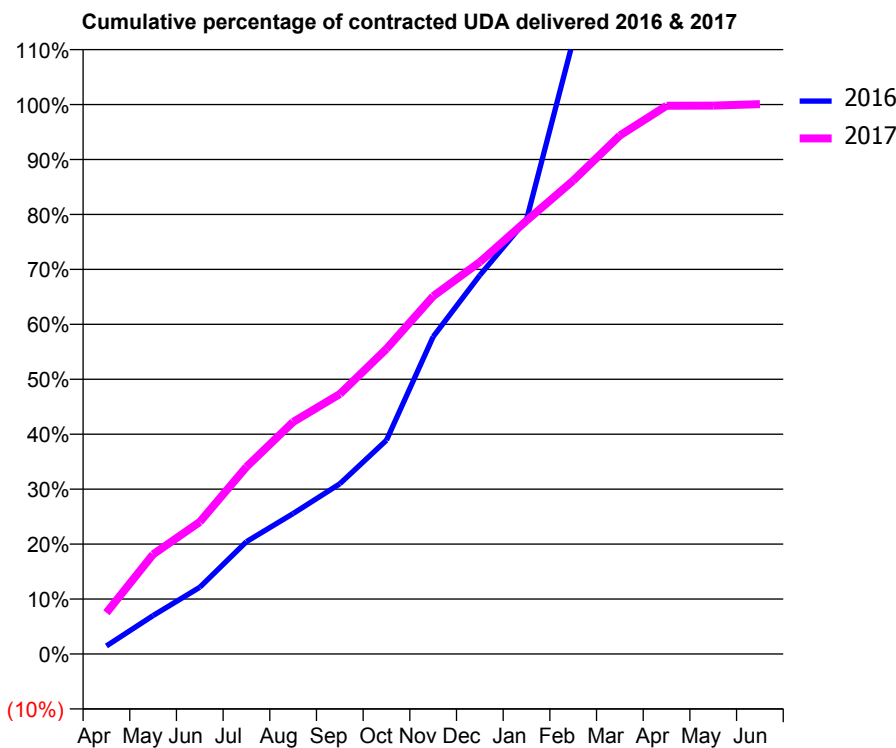
16/17 Contracted general activity (UDA)	12,524
Carry forward general activity (UDA)	-146
16/17 Contracted orthodontic activity (UOA)	0
Carry forward orthodontic activity (UOA)	0
Baseline contract value	£319,505.29

### ACCESS\*

Patients seen in 24 months	Total	Change since previous quarter
Quarter ending March 2016	3,994	
Quarter ending June 2016	4,199	↑
Quarter ending September 2016	4,211	→
Quarter ending December 2016	4,203	→
Quarter ending March 2017	4,224	→
<b>Variance since March 2016</b>	<b>5.8%</b>	<b>↑</b>



### ACTIVITY



Month	Adjusted Scheduled Activity (UDA)	
	2016	2017
April	107	940
May	511	2,272
June	887	3,010
July	1,494	4,266
August	1,868	5,289
September	2,264	5,925
October	2,843	6,954
November	4,219	8,157
December	5,036	8,934
January	5,776	9,877
February	8,157	10,790
March	9,171	11,818
April	9,383	12,495
May	9,452	12,499
June	9,470	12,533

### QUALITY

	Quantity	Base Number	Contract	AT	Region	England
% of FP17s for the same patient ID Re-attending within 3 months - Children	196	1,975	9.9%	10.9%	12.0%	12.3%
% of FP17s for the same patient ID Re-attending within 3 months - Adults	788	4,101	19.2%	15.2%	16.0%	16.7%
% of FP17s for the same patient ID Re-attending between 3 & 9 months - Children	1,183	1,975	59.9%	61.3%	58.8%	57.6%
% of FP17s for the same patient ID Re-attending between 3 & 9 months - Adults	2,279	4,101	55.6%	54.8%	51.2%	50.1%
% of FP17s for Band 1 Urgent Courses	548	6,297	8.7%	7.0%	8.0%	9.1%
% of FP17s Relating to Free Repair or Replacements	60	6,297	1.0%	0.8%	0.8%	0.8%
% of FP17s Relating to Continuations	30	6,297	0.5%	1.6%	1.2%	1.2%
% of Patients satisfied with the dentistry they have received	2	4	N/A	92.3%	92.7%	92.8%
% of Patients satisfied with the time they had to wait for an appointment	4	4	N/A	88.0%	89.1%	88.7%

\* This is based on patients treated on this contract for their most recent course of treatment. Figures in italics indicate the base number of FP17s or Patient Questionnaire responses are less than 100. N/A is shown where the base number of responses is less than 10 during the period. % is calculated as Quantity/Base number\*100

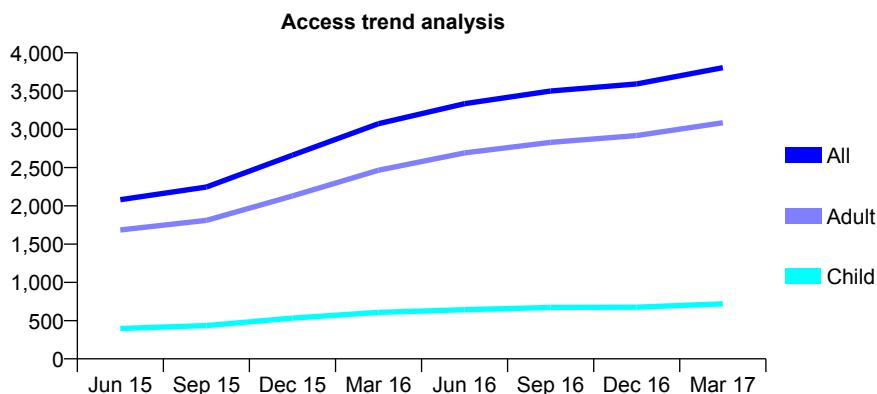
## Q55 - Vital Signs At a Glance Contract Report for 101362/0027 - Year end March 2017

Name or company name	Rodericks Dental Limited
Contract type name	GDS Contract
Purpose of contract	General
Contract start date	13/01/2010
Contract end date	

16/17 Contracted general activity (UDA)	12,042
Carry forward general activity (UDA)	-140
16/17 Contracted orthodontic activity (UOA)	0
Carry forward orthodontic activity (UOA)	0
Baseline contract value	£307,223.21

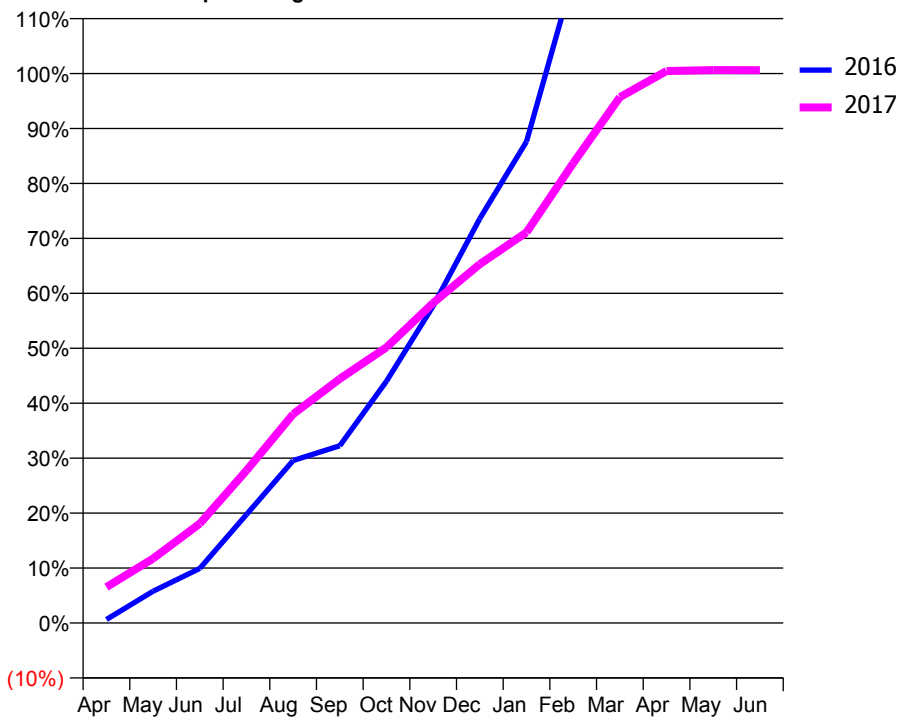
### ACCESS\*

Patients seen in 24 months	Total	Change since previous quarter
Quarter ending March 2016	3,074	
Quarter ending June 2016	3,335	↑
Quarter ending September 2016	3,501	↑
Quarter ending December 2016	3,593	↑
Quarter ending March 2017	3,805	↑
<b>Variance since March 2016</b>	<b>23.8%</b>	<b>↑</b>



### ACTIVITY

Cumulative percentage of contracted UDA delivered 2016 & 2017



Adjusted Scheduled Activity (UDA)

Month	2016	2017
April	45	789
May	406	1,414
June	698	2,180
July	1,387	3,341
August	2,077	4,578
September	2,266	5,353
October	3,092	6,043
November	4,053	7,016
December	5,171	7,864
January	6,156	8,560
February	8,263	10,076
March	8,979	11,524
April	9,455	12,097
May	9,470	12,116
June	9,479	12,114

### QUALITY

	Quantity	Base Number	Contract	AT	Region	England
% of FP17s for the same patient ID Re-attending within 3 months - Children	74	1,043	7.1%	10.9%	12.0%	12.3%
% of FP17s for the same patient ID Re-attending within 3 months - Adults	639	4,375	14.6%	15.2%	16.0%	16.7%
% of FP17s for the same patient ID Re-attending between 3 & 9 months - Children	535	1,043	51.3%	61.3%	58.8%	57.6%
% of FP17s for the same patient ID Re-attending between 3 & 9 months - Adults	2,149	4,375	49.1%	54.8%	51.2%	50.1%
% of FP17s for Band 1 Urgent Courses	410	5,487	7.5%	7.0%	8.0%	9.1%
% of FP17s Relating to Free Repair or Replacements	37	5,487	0.7%	0.8%	0.8%	0.8%
% of FP17s Relating to Continuations	17	5,487	0.3%	1.6%	1.2%	1.2%
% of Patients satisfied with the dentistry they have received	3	3	N/A	92.3%	92.7%	92.8%
% of Patients satisfied with the time they had to wait for an appointment	3	3	N/A	88.0%	89.1%	88.7%

\* This is based on patients treated on this contract for their most recent course of treatment. Figures in italics indicate the base number of FP17s or Patient Questionnaire responses are less than 100. N/A is shown where the base number of responses is less than 10 during the period. % is calculated as Quantity/Base number\*100

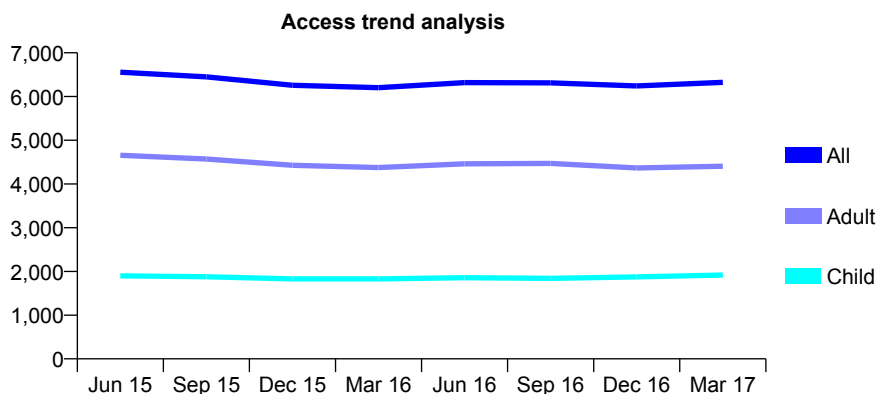
## Q55 - Vital Signs At a Glance Contract Report for 101362/0032 - Year end March 2017

Name or company name	Rodericks Dental Limited
Contract type name	PDS Plus Contract
Purpose of contract	General
Contract start date	01/10/2010
Contract end date	31/03/2017

16/17 Contracted general activity (UDA)	20,500
Carry forward general activity (UDA)	0
16/17 Contracted orthodontic activity (UOA)	0
Carry forward orthodontic activity (UOA)	0
Baseline contract value	£401,599.16

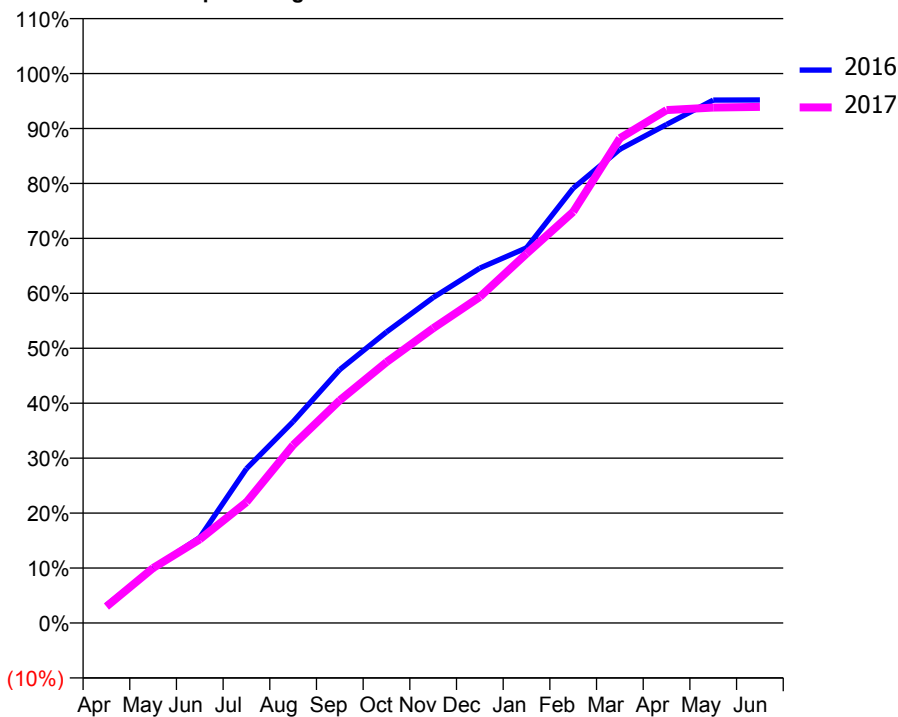
### ACCESS\*

Patients seen in 24 months	Total	Change since previous quarter
Quarter ending March 2016	6,203	
Quarter ending June 2016	6,317	→
Quarter ending September 2016	6,313	→
Quarter ending December 2016	6,242	↓
Quarter ending March 2017	6,323	→
<b>Variance since March 2016</b>	<b>1.9%</b>	<b>→</b>



### ACTIVITY

Cumulative percentage of contracted UDA delivered 2016 & 2017



Adjusted Scheduled Activity (UDA)

Month	2016	2017
April	663	614
May	2,040	2,054
June	3,190	3,121
July	5,760	4,507
August	7,517	6,637
September	9,452	8,312
October	10,860	9,731
November	12,142	10,996
December	13,241	12,167
January	13,998	13,778
February	16,222	15,338
March	17,672	18,085
April	18,597	19,137
May	19,509	19,228
June	19,512	19,255

### QUALITY

	Quantity	Base Number	Contract	AT	Region	England
% of FP17s for the same patient ID Re-attending within 3 months - Children	238	2,489	9.6%	10.9%	12.0%	12.3%
% of FP17s for the same patient ID Re-attending within 3 months - Adults	1,050	6,138	17.1%	15.2%	16.0%	16.7%
% of FP17s for the same patient ID Re-attending between 3 & 9 months - Children	1,178	2,489	47.3%	61.3%	58.8%	57.6%
% of FP17s for the same patient ID Re-attending between 3 & 9 months - Adults	2,857	6,138	46.5%	54.8%	51.2%	50.1%
% of FP17s for Band 1 Urgent Courses	953	8,170	11.7%	7.0%	8.0%	9.1%
% of FP17s Relating to Free Repair or Replacements	70	8,170	0.9%	0.8%	0.8%	0.8%
% of FP17s Relating to Continuations	20	8,170	0.2%	1.6%	1.2%	1.2%
% of Patients satisfied with the dentistry they have received	16	19	84.2%	92.3%	92.7%	92.8%
% of Patients satisfied with the time they had to wait for an appointment	17	19	89.5%	88.0%	89.1%	88.7%

\* This is based on patients treated on this contract for their most recent course of treatment. Figures in italics indicate the base number of FP17s or Patient Questionnaire responses are less than 100. N/A is shown where the base number of responses is less than 10 during the period. % is calculated as Quantity/Base number\*100

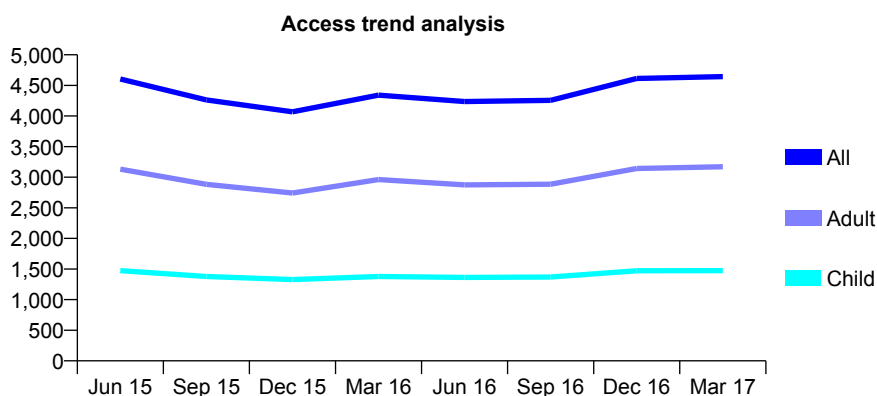
## Q55 - Vital Signs At a Glance Contract Report for 101362/0036 - Year end March 2017

Name or company name	Rodericks Dental Limited
Contract type name	PDS Plus Contract
Purpose of contract	General
Contract start date	01/11/2010
Contract end date	31/03/2017

16/17 Contracted general activity (UDA)	16,500
Carry forward general activity (UDA)	0
16/17 Contracted orthodontic activity (UOA)	0
Carry forward orthodontic activity (UOA)	0
Baseline contract value	£292,399.04

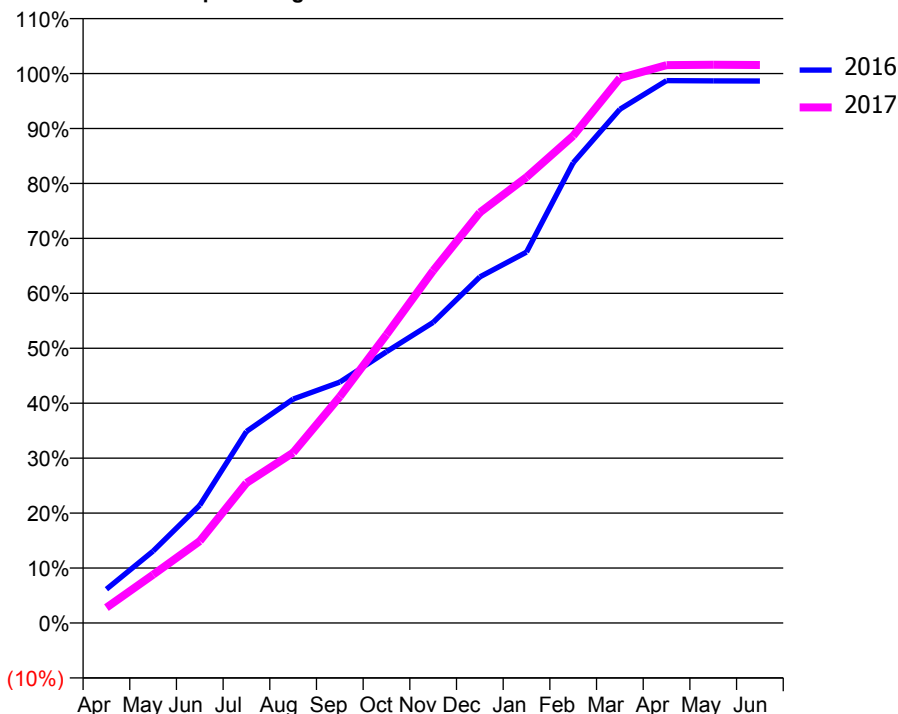
### ACCESS\*

Patients seen in 24 months	Total	Change since previous quarter
Quarter ending March 2016	4,340	
Quarter ending June 2016	4,237	↓
Quarter ending September 2016	4,255	→
Quarter ending December 2016	4,614	↑
Quarter ending March 2017	4,643	→
<b>Variance since March 2016</b>	<b>7.0%</b>	<b>↑</b>



### ACTIVITY

Cumulative percentage of contracted UDA delivered 2016 & 2017



Adjusted Scheduled Activity (UDA)

Month	2016	2017
April	1,014	463
May	2,160	1,452
June	3,536	2,462
July	5,751	4,207
August	6,726	5,115
September	7,233	6,796
October	8,146	8,659
November	9,028	10,579
December	10,394	12,326
January	11,136	13,389
February	13,819	14,628
March	15,426	16,362
April	16,286	16,752
May	16,279	16,761
June	16,274	16,756

### QUALITY

	Quantity	Base Number	Contract	AT	Region	England
% of FP17s for the same patient ID Re-attending within 3 months - Children	230	1,981	11.6%	10.9%	12.0%	12.3%
% of FP17s for the same patient ID Re-attending within 3 months - Adults	932	4,572	20.4%	15.2%	16.0%	16.7%
% of FP17s for the same patient ID Re-attending between 3 & 9 months - Children	932	1,981	47.0%	61.3%	58.8%	57.6%
% of FP17s for the same patient ID Re-attending between 3 & 9 months - Adults	2,002	4,572	43.8%	54.8%	51.2%	50.1%
% of FP17s for Band 1 Urgent Courses	687	6,464	10.6%	7.0%	8.0%	9.1%
% of FP17s Relating to Free Repair or Replacements	56	6,464	0.9%	0.8%	0.8%	0.8%
% of FP17s Relating to Continuations	26	6,464	0.4%	1.6%	1.2%	1.2%
% of Patients satisfied with the dentistry they have received	10	11	90.9%	92.3%	92.7%	92.8%
% of Patients satisfied with the time they had to wait for an appointment	10	11	90.9%	88.0%	89.1%	88.7%

\* This is based on patients treated on this contract for their most recent course of treatment. Figures in italics indicate the base number of FP17s or Patient Questionnaire responses are less than 100. N/A is shown where the base number of responses is less than 10 during the period. % is calculated as Quantity/Base number\*100

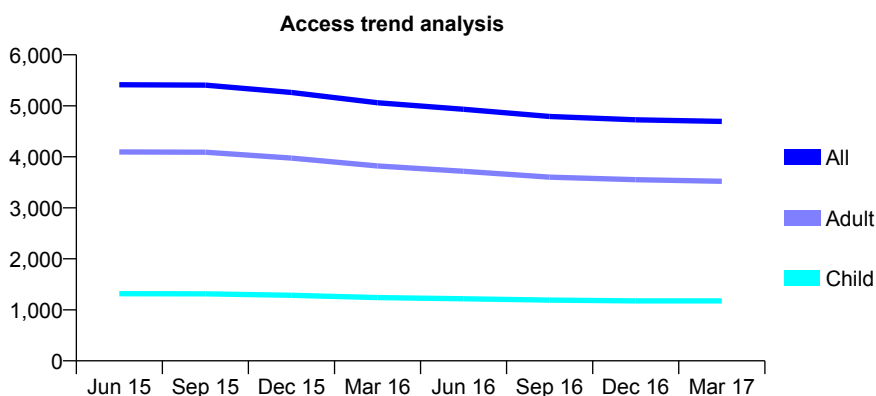
## Q55 - Vital Signs At a Glance Contract Report for 101370/0040 - Year end March 2017

Name or company name	Petrie Tucker and Partners Ltd
Contract type name	GDS Contract
Purpose of contract	General
Contract start date	01/04/2006
Contract end date	

16/17 Contracted general activity (UDA)	15,000
Carry forward general activity (UDA)	-210
16/17 Contracted orthodontic activity (UOA)	0
Carry forward orthodontic activity (UOA)	0
Baseline contract value	£346,731.40

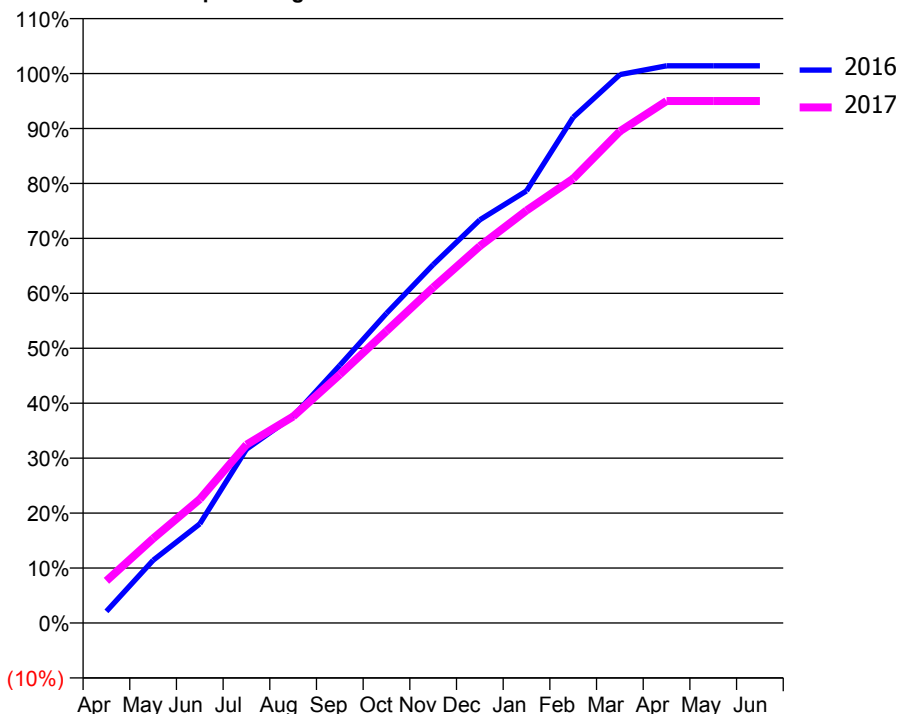
### ACCESS\*

Patients seen in 24 months	Total	Change since previous quarter
Quarter ending March 2016	5,060	
Quarter ending June 2016	4,933	↓
Quarter ending September 2016	4,791	↓
Quarter ending December 2016	4,726	↓
Quarter ending March 2017	4,695	→
<b>Variance since March 2016</b>	<b>(7.2%)</b>	<b>↓</b>



### ACTIVITY

Cumulative percentage of contracted UDA delivered 2016 & 2017



Adjusted Scheduled Activity (UDA)

Month	2016	2017
April	320	1,151
May	1,714	2,307
June	2,708	3,380
July	4,743	4,869
August	5,643	5,635
September	7,033	6,784
October	8,455	7,971
November	9,781	9,160
December	11,007	10,289
January	11,797	11,262
February	13,804	12,132
March	14,968	13,423
April	15,210	14,250
May	15,210	14,250
June	15,210	14,250

### QUALITY

	Quantity	Base Number	Contract	AT	Region	England
% of FP17s for the same patient ID Re-attending within 3 months - Children	83	1,472	5.6%	10.9%	12.0%	12.3%
% of FP17s for the same patient ID Re-attending within 3 months - Adults	441	4,183	10.5%	15.2%	16.0%	16.7%
% of FP17s for the same patient ID Re-attending between 3 & 9 months - Children	778	1,472	52.9%	61.3%	58.8%	57.6%
% of FP17s for the same patient ID Re-attending between 3 & 9 months - Adults	1,930	4,183	46.1%	54.8%	51.2%	50.1%
% of FP17s for Band 1 Urgent Courses	344	5,778	6.0%	7.0%	8.0%	9.1%
% of FP17s Relating to Free Repair or Replacements	16	5,778	0.3%	0.8%	0.8%	0.8%
% of FP17s Relating to Continuations	106	5,778	1.8%	1.6%	1.2%	1.2%
% of Patients satisfied with the dentistry they have received	7	8	N/A	92.3%	92.7%	92.8%
% of Patients satisfied with the time they had to wait for an appointment	8	8	N/A	88.0%	89.1%	88.7%

\* This is based on patients treated on this contract for their most recent course of treatment. Figures in italics indicate the base number of FP17s or Patient Questionnaire responses are less than 100. N/A is shown where the base number of responses is less than 10 during the period. % is calculated as Quantity/Base number\*100



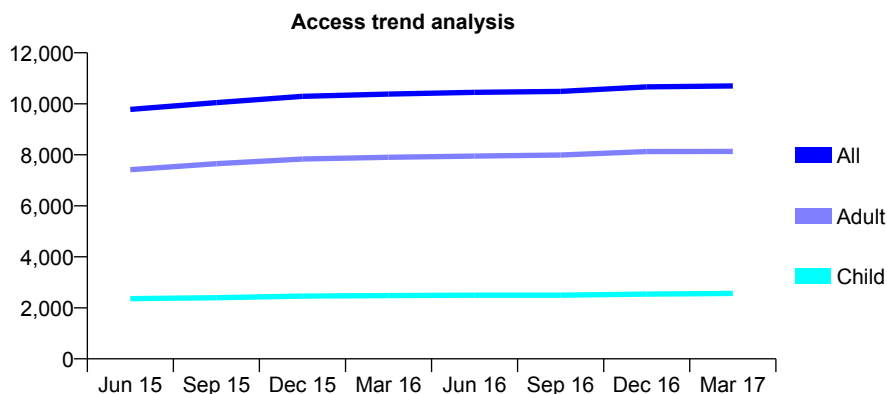
## Q55 - Vital Signs At a Glance Contract Report for 101370/0071 - Year end March 2017

Name or company name	Petrie Tucker and Partners Ltd
Contract type name	GDS Contract
Purpose of contract	General
Contract start date	01/07/2006
Contract end date	

16/17 Contracted general activity (UDA)	28,992
Carry forward general activity (UDA)	-11
16/17 Contracted orthodontic activity (UOA)	0
Carry forward orthodontic activity (UOA)	0
Baseline contract value	£568,601.79

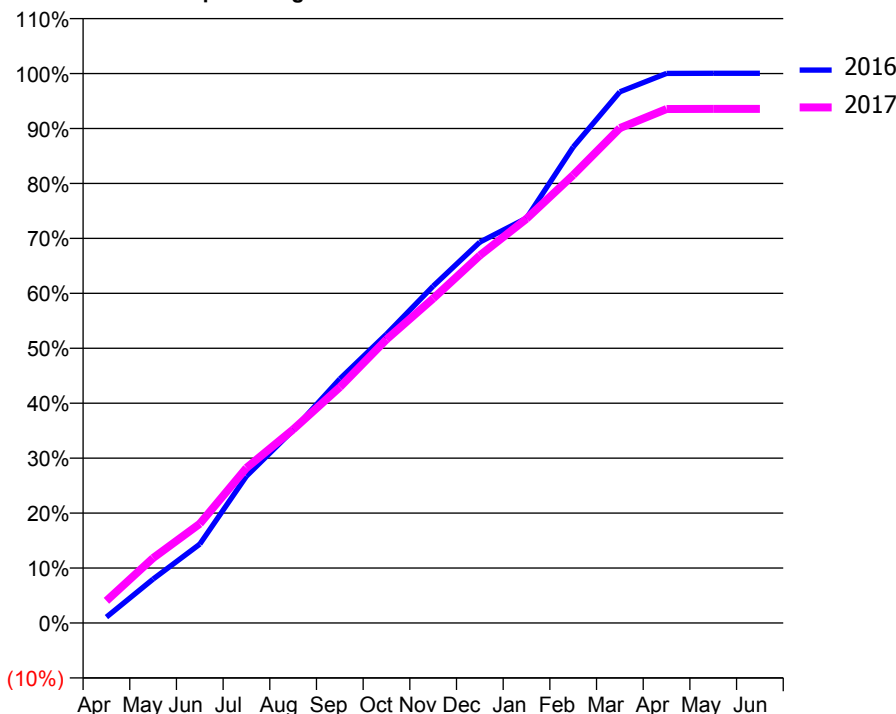
### ACCESS\*

Patients seen in 24 months	Total	Change since previous quarter
Quarter ending March 2016	10,383	
Quarter ending June 2016	10,451	→
Quarter ending September 2016	10,485	→
Quarter ending December 2016	10,664	→
Quarter ending March 2017	10,700	→
<b>Variance since March 2016</b>	<b>3.1%</b>	<b>↑</b>



### ACTIVITY

Cumulative percentage of contracted UDA delivered 2016 & 2017



Month	Adjusted Scheduled Activity (UDA)	
	2016	2017
April	315	1,173
May	2,319	3,432
June	4,165	5,241
July	7,746	8,183
August	10,174	10,215
September	12,879	12,442
October	15,240	14,959
November	17,776	17,119
December	20,095	19,396
January	21,363	21,328
February	25,113	23,638
March	28,029	26,113
April	28,994	27,119
May	29,006	27,123
June	29,003	27,123

### QUALITY

	Quantity	Base Number	Contract	AT	Region	England
% of FP17s for the same patient ID Re-attending within 3 months - Children	224	3,480	6.4%	10.9%	12.0%	12.3%
% of FP17s for the same patient ID Re-attending within 3 months - Adults	948	9,687	9.8%	15.2%	16.0%	16.7%
% of FP17s for the same patient ID Re-attending between 3 & 9 months - Children	2,013	3,480	57.8%	61.3%	58.8%	57.6%
% of FP17s for the same patient ID Re-attending between 3 & 9 months - Adults	5,156	9,687	53.2%	54.8%	51.2%	50.1%
% of FP17s for Band 1 Urgent Courses	210	13,202	1.6%	7.0%	8.0%	9.1%
% of FP17s Relating to Free Repair or Replacements	116	13,202	0.9%	0.8%	0.8%	0.8%
% of FP17s Relating to Continuations	349	13,202	2.6%	1.6%	1.2%	1.2%
% of Patients satisfied with the dentistry they have received	8	8	N/A	92.3%	92.7%	92.8%
% of Patients satisfied with the time they had to wait for an appointment	7	8	N/A	88.0%	89.1%	88.7%

\* This is based on patients treated on this contract for their most recent course of treatment. Figures in italics indicate the base number of FP17s or Patient Questionnaire responses are less than 100. N/A is shown where the base number of responses is less than 10 during the period. % is calculated as Quantity/Base number\*100

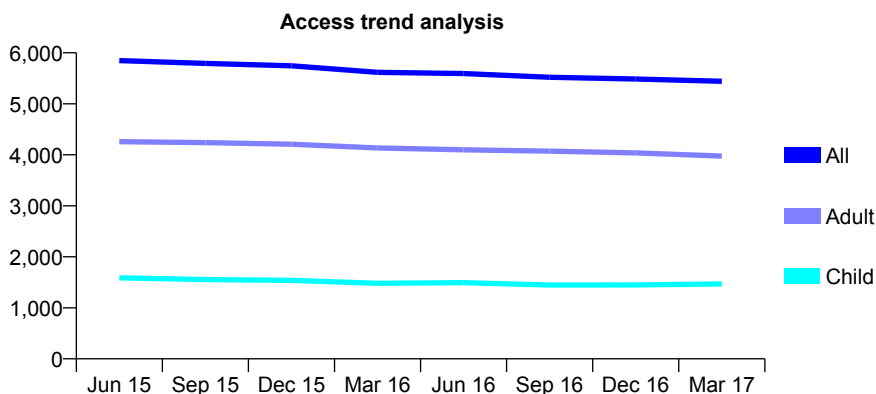
## Q55 - Vital Signs At a Glance Contract Report for 101370/0076 - Year end March 2017

Name or company name	Petrie Tucker and Partners Ltd
Contract type name	GDS Contract
Purpose of contract	General
Contract start date	01/04/2006
Contract end date	

16/17 Contracted general activity (UDA)	18,058
Carry forward general activity (UDA)	0
16/17 Contracted orthodontic activity (UOA)	0
Carry forward orthodontic activity (UOA)	0
Baseline contract value	£486,526.74

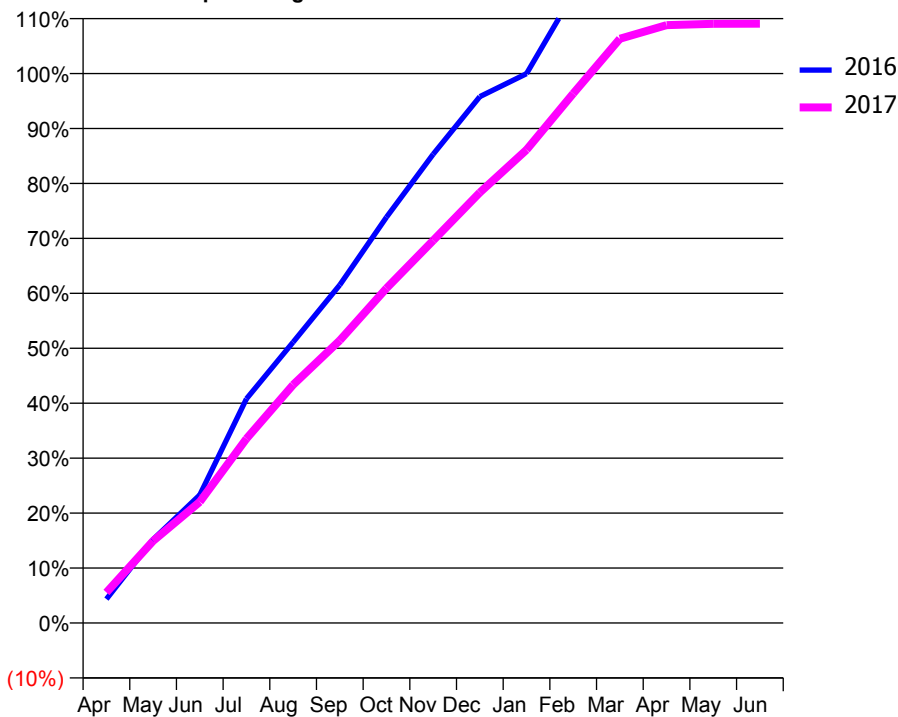
### ACCESS\*

Patients seen in 24 months	Total	Change since previous quarter
Quarter ending March 2016	5,616	
Quarter ending June 2016	5,594	→
Quarter ending September 2016	5,520	↓
Quarter ending December 2016	5,486	→
Quarter ending March 2017	5,442	→
<b>Variance since March 2016</b>	<b>(3.1%)</b>	<b>↓</b>



### ACTIVITY

Cumulative percentage of contracted UDA delivered 2016 & 2017



Month	Adjusted Scheduled Activity (UDA)	
	2016	2017
April	788	1,005
May	2,747	2,696
June	4,207	3,983
July	7,370	6,057
August	9,230	7,830
September	11,110	9,286
October	13,337	11,003
November	15,405	12,569
December	17,300	14,148
January	18,050	15,550
February	20,667	17,399
March	22,421	19,199
April	23,071	19,648
May	23,076	19,692
June	23,076	19,696

### QUALITY

	Quantity	Base Number	Contract	AT	Region	England
% of FP17s for the same patient ID Re-attending within 3 months - Children	105	1,675	6.3%	10.9%	12.0%	12.3%
% of FP17s for the same patient ID Re-attending within 3 months - Adults	569	4,267	13.3%	15.2%	16.0%	16.7%
% of FP17s for the same patient ID Re-attending between 3 & 9 months - Children	653	1,675	39.0%	61.3%	58.8%	57.6%
% of FP17s for the same patient ID Re-attending between 3 & 9 months - Adults	1,687	4,267	39.5%	54.8%	51.2%	50.1%
% of FP17s for Band 1 Urgent Courses	277	5,959	4.6%	7.0%	8.0%	9.1%
% of FP17s Relating to Free Repair or Replacements	78	5,959	1.3%	0.8%	0.8%	0.8%
% of FP17s Relating to Continuations	99	5,959	1.7%	1.6%	1.2%	1.2%
% of Patients satisfied with the dentistry they have received	15	15	100.0%	92.3%	92.7%	92.8%
% of Patients satisfied with the time they had to wait for an appointment	15	15	100.0%	88.0%	89.1%	88.7%

\* This is based on patients treated on this contract for their most recent course of treatment. Figures in italics indicate the base number of FP17s or Patient Questionnaire responses are less than 100. N/A is shown where the base number of responses is less than 10 during the period. % is calculated as Quantity/Base number\*100

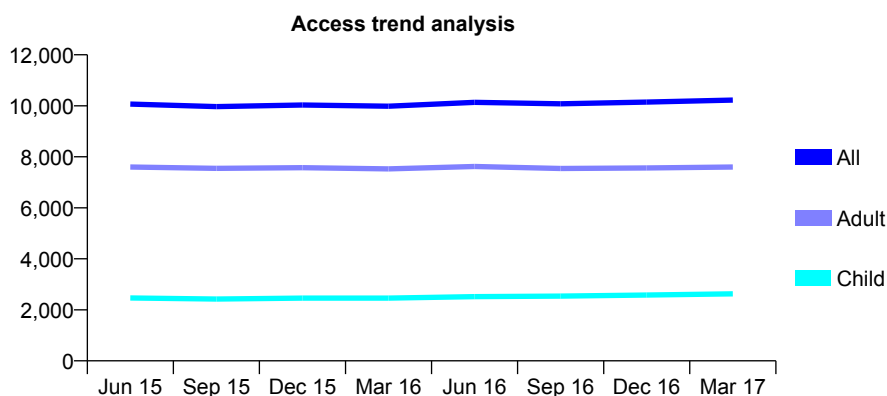
## Q55 - Vital Signs At a Glance Contract Report for 101370/0077 - Year end March 2017

Name or company name	Petrie Tucker and Partners Ltd
Contract type name	GDS Contract
Purpose of contract	General
Contract start date	01/04/2006
Contract end date	

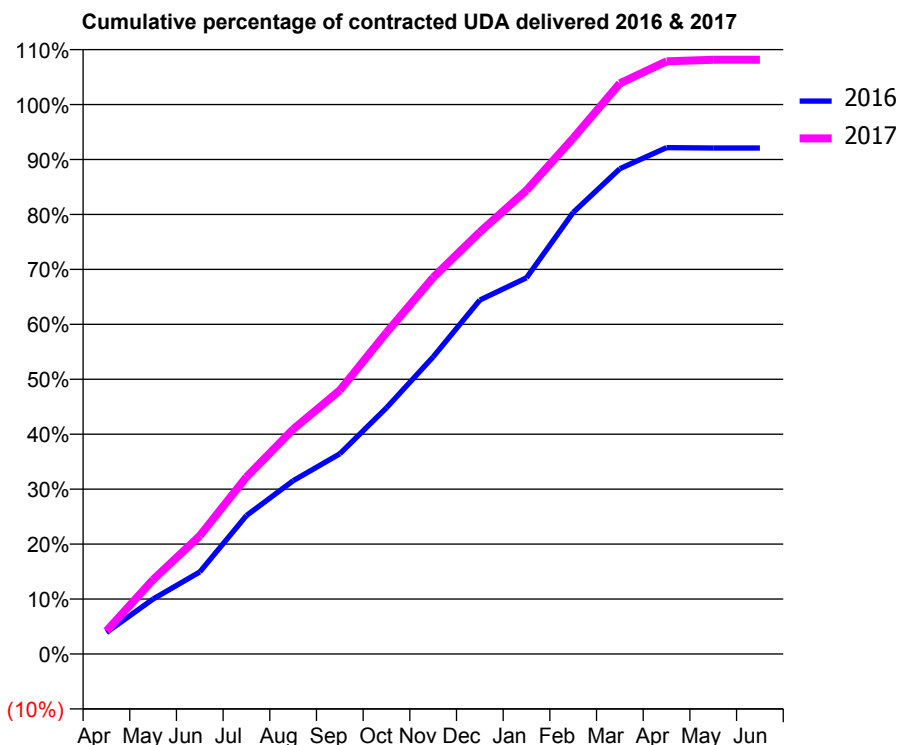
16/17 Contracted general activity (UDA)	29,016
Carry forward general activity (UDA)	0
16/17 Contracted orthodontic activity (UOA)	0
Carry forward orthodontic activity (UOA)	0
Baseline contract value	£782,034.87

### ACCESS\*

Patients seen in 24 months	Total	Change since previous quarter
Quarter ending March 2016	9,985	
Quarter ending June 2016	10,138	→
Quarter ending September 2016	10,080	→
Quarter ending December 2016	10,144	→
Quarter ending March 2017	10,226	→
<b>Variance since March 2016</b>	<b>2.4%</b>	<b>↑</b>



### ACTIVITY



Month	Adjusted Scheduled Activity (UDA)	
	2016	2017
April	1,139	1,216
May	2,903	3,923
June	4,336	6,241
July	7,315	9,348
August	9,148	11,865
September	10,571	13,923
October	13,004	16,971
November	15,691	19,881
December	18,693	22,284
January	19,870	24,485
February	23,316	27,236
March	25,626	30,137
April	26,736	31,294
May	26,718	31,379
June	26,718	31,379

### QUALITY

	Quantity	Base Number	Contract	AT	Region	England
% of FP17s for the same patient ID Re-attending within 3 months - Children	179	3,402	5.3%	10.9%	12.0%	12.3%
% of FP17s for the same patient ID Re-attending within 3 months - Adults	844	9,470	8.9%	15.2%	16.0%	16.7%
% of FP17s for the same patient ID Re-attending between 3 & 9 months - Children	1,653	3,402	48.6%	61.3%	58.8%	57.6%
% of FP17s for the same patient ID Re-attending between 3 & 9 months - Adults	4,916	9,470	51.9%	54.8%	51.2%	50.1%
% of FP17s for Band 1 Urgent Courses	355	12,924	2.7%	7.0%	8.0%	9.1%
% of FP17s Relating to Free Repair or Replacements	92	12,924	0.7%	0.8%	0.8%	0.8%
% of FP17s Relating to Continuations	177	12,924	1.4%	1.6%	1.2%	1.2%
% of Patients satisfied with the dentistry they have received	22	22	100.0%	92.3%	92.7%	92.8%
% of Patients satisfied with the time they had to wait for an appointment	20	22	90.9%	88.0%	89.1%	88.7%

\* This is based on patients treated on this contract for their most recent course of treatment. Figures in italics indicate the base number of FP17s or Patient Questionnaire responses are less than 100. N/A is shown where the base number of responses is less than 10 during the period. % is calculated as Quantity/Base number\*100

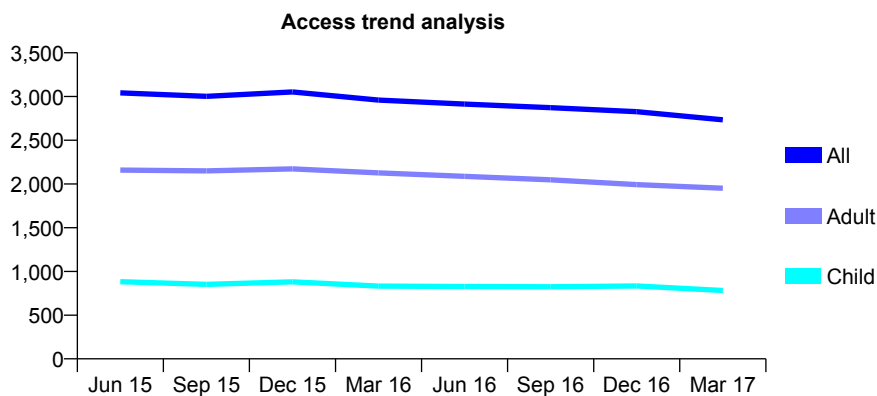
## Q55 - Vital Signs At a Glance Contract Report for 101370/0078 - Year end March 2017

Name or company name	Petrie Tucker and Partners Ltd
Contract type name	GDS Contract
Purpose of contract	General
Contract start date	01/04/2006
Contract end date	

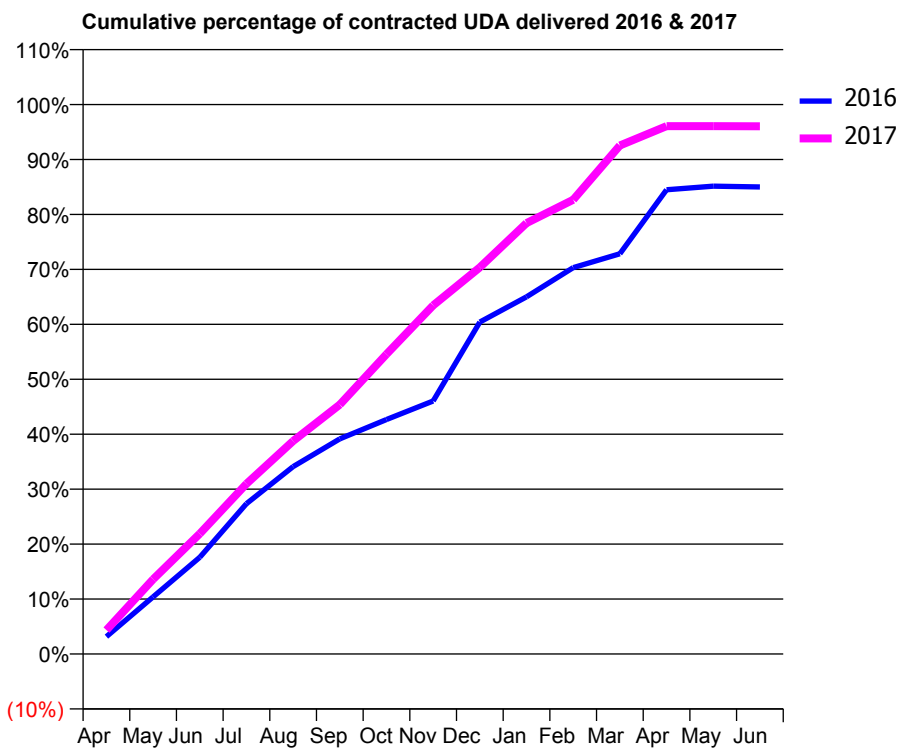
16/17 Contracted general activity (UDA)	8,386
Carry forward general activity (UDA)	0
16/17 Contracted orthodontic activity (UOA)	0
Carry forward orthodontic activity (UOA)	0
Baseline contract value	£322,707.36

### ACCESS\*

Patients seen in 24 months	Total	Change since previous quarter
Quarter ending March 2016	2,959	
Quarter ending June 2016	2,914	↓
Quarter ending September 2016	2,873	↓
Quarter ending December 2016	2,826	↓
Quarter ending March 2017	2,734	↓
<b>Variance since March 2016</b>	<b>(7.6%)</b>	<b>↓</b>



### ACTIVITY



Month	Adjusted Scheduled Activity (UDA)	
	2016	2017
April	266	365
May	872	1,142
June	1,476	1,836
July	2,294	2,598
August	2,860	3,251
September	3,284	3,806
October	3,580	4,576
November	3,862	5,321
December	5,067	5,900
January	5,451	6,577
February	5,897	6,932
March	6,109	7,761
April	7,084	8,056
May	7,139	8,056
June	7,127	8,053

### QUALITY

	Quantity	Base Number	Contract	AT	Region	England
% of FP17s for the same patient ID Re-attending within 3 months - Children	95	1,083	8.8%	10.9%	12.0%	12.3%
% of FP17s for the same patient ID Re-attending within 3 months - Adults	535	2,478	21.6%	15.2%	16.0%	16.7%
% of FP17s for the same patient ID Re-attending between 3 & 9 months - Children	452	1,083	41.7%	61.3%	58.8%	57.6%
% of FP17s for the same patient ID Re-attending between 3 & 9 months - Adults	897	2,478	36.2%	54.8%	51.2%	50.1%
% of FP17s for Band 1 Urgent Courses	43	3,209	1.3%	7.0%	8.0%	9.1%
% of FP17s Relating to Free Repair or Replacements	53	3,209	1.7%	0.8%	0.8%	0.8%
% of FP17s Relating to Continuations	279	3,209	8.7%	1.6%	1.2%	1.2%
% of Patients satisfied with the dentistry they have received	1	4	N/A	92.3%	92.7%	92.8%
% of Patients satisfied with the time they had to wait for an appointment	3	4	N/A	88.0%	89.1%	88.7%

\* This is based on patients treated on this contract for their most recent course of treatment. Figures in italics indicate the base number of FP17s or Patient Questionnaire responses are less than 100. N/A is shown where the base number of responses is less than 10 during the period. % is calculated as Quantity/Base number\*100

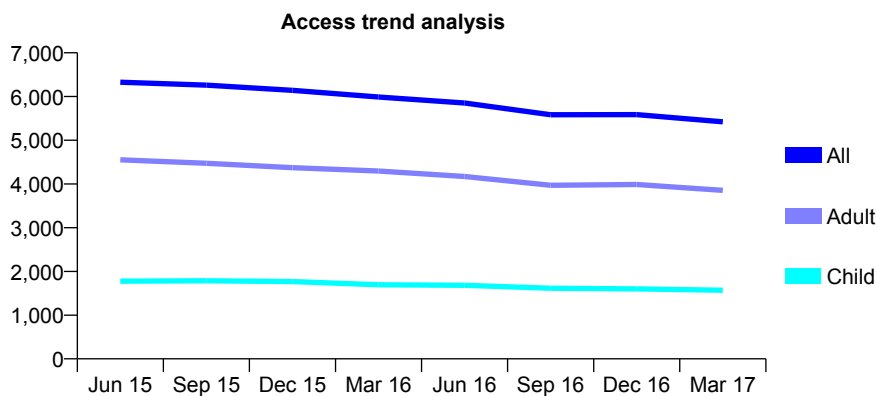
## Q55 - Vital Signs At a Glance Contract Report for 101370/0079 - Year end March 2017

Name or company name	Petrie Tucker and Partners Ltd
Contract type name	GDS Contract
Purpose of contract	General
Contract start date	01/04/2006
Contract end date	

16/17 Contracted general activity (UDA)	14,432
Carry forward general activity (UDA)	0
16/17 Contracted orthodontic activity (UOA)	0
Carry forward orthodontic activity (UOA)	0
Baseline contract value	£388,142.35

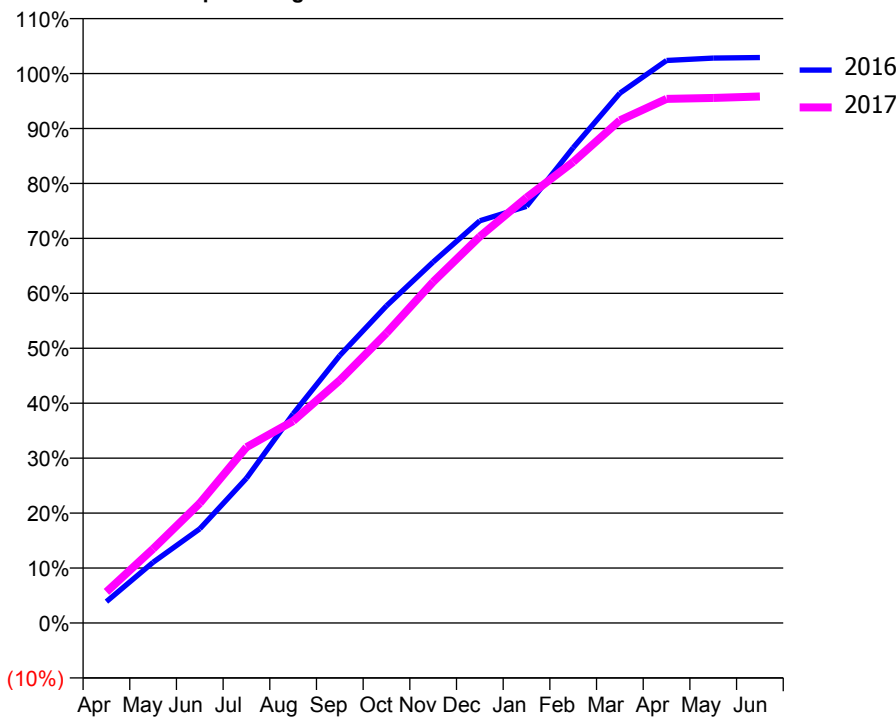
### ACCESS\*

Patients seen in 24 months	Total	Change since previous quarter
Quarter ending March 2016	5,990	
Quarter ending June 2016	5,853	↓
Quarter ending September 2016	5,584	↓
Quarter ending December 2016	5,586	→
Quarter ending March 2017	5,423	↓
<b>Variance since March 2016</b>	<b>(9.5%)</b>	<b>↓</b>



### ACTIVITY

Cumulative percentage of contracted UDA delivered 2016 & 2017



Month	Adjusted Scheduled Activity (UDA)	
	2016	2017
April	563	819
May	1,595	1,948
June	2,474	3,147
July	3,802	4,619
August	5,493	5,303
September	7,028	6,375
October	8,329	7,617
November	9,481	8,960
December	10,565	10,151
January	10,944	11,174
February	12,483	12,107
March	13,917	13,201
April	14,775	13,764
May	14,837	13,790
June	14,851	13,828

### QUALITY

	Quantity	Base Number	Contract	AT	Region	England
% of FP17s for the same patient ID Re-attending within 3 months - Children	95	1,652	5.8%	10.9%	12.0%	12.3%
% of FP17s for the same patient ID Re-attending within 3 months - Adults	467	3,832	12.2%	15.2%	16.0%	16.7%
% of FP17s for the same patient ID Re-attending between 3 & 9 months - Children	545	1,652	33.0%	61.3%	58.8%	57.6%
% of FP17s for the same patient ID Re-attending between 3 & 9 months - Adults	1,287	3,832	33.6%	54.8%	51.2%	50.1%
% of FP17s for Band 1 Urgent Courses	112	5,375	2.1%	7.0%	8.0%	9.1%
% of FP17s Relating to Free Repair or Replacements	29	5,375	0.5%	0.8%	0.8%	0.8%
% of FP17s Relating to Continuations	150	5,375	2.8%	1.6%	1.2%	1.2%
% of Patients satisfied with the dentistry they have received	3	3	N/A	92.3%	92.7%	92.8%
% of Patients satisfied with the time they had to wait for an appointment	3	3	N/A	88.0%	89.1%	88.7%

\* This is based on patients treated on this contract for their most recent course of treatment. Figures in italics indicate the base number of FP17s or Patient Questionnaire responses are less than 100. N/A is shown where the base number of responses is less than 10 during the period. % is calculated as Quantity/Base number\*100

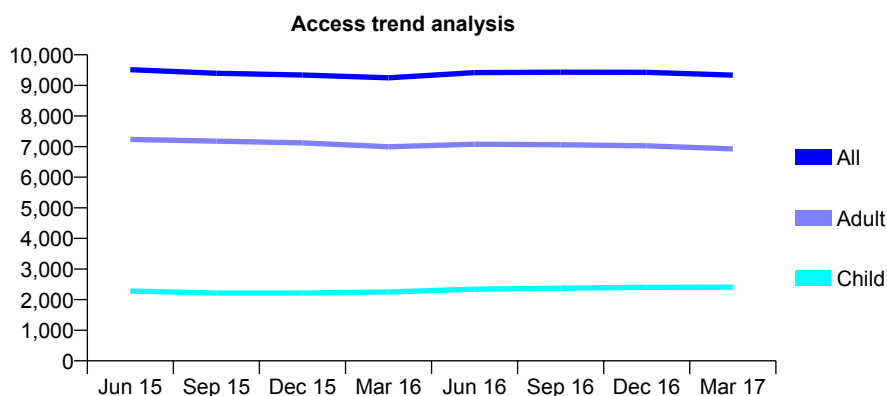
## Q55 - Vital Signs At a Glance Contract Report for 101370/0080 - Year end March 2017

Name or company name	Petrie Tucker and Partners Ltd
Contract type name	GDS Contract
Purpose of contract	General
Contract start date	01/04/2006
Contract end date	

16/17 Contracted general activity (UDA)	48,053
Carry forward general activity (UDA)	0
16/17 Contracted orthodontic activity (UOA)	0
Carry forward orthodontic activity (UOA)	0
Baseline contract value	£1,212,546.01

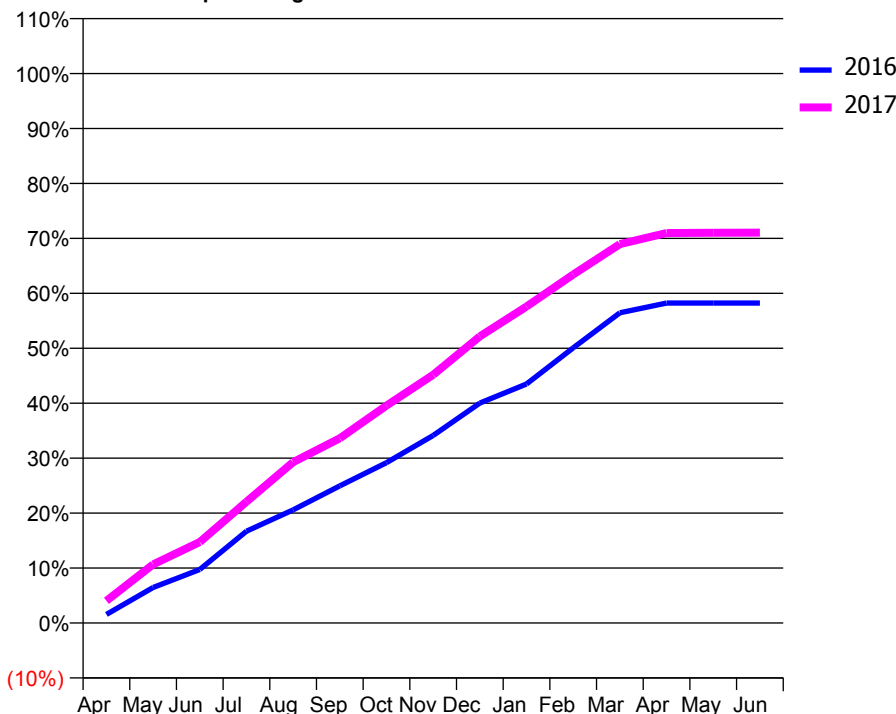
### ACCESS\*

Patients seen in 24 months	Total	Change since previous quarter
Quarter ending March 2016	9,249	
Quarter ending June 2016	9,420	→
Quarter ending September 2016	9,433	→
Quarter ending December 2016	9,426	→
Quarter ending March 2017	9,334	→
<b>Variance since March 2016</b>	<b>0.9%</b>	<b>→</b>



### ACTIVITY

Cumulative percentage of contracted UDA delivered 2016 & 2017



Month	Adjusted Scheduled Activity (UDA)	
	2016	2017
April	878	1,941
May	3,609	5,129
June	5,429	7,080
July	9,320	10,605
August	11,473	14,064
September	13,912	16,159
October	16,264	19,010
November	19,028	21,709
December	22,316	25,069
January	24,248	27,674
February	27,924	30,480
March	31,474	33,138
April	32,467	34,102
May	32,468	34,128
June	32,468	34,141

### QUALITY

	Quantity	Base Number	Contract	AT	Region	England
% of FP17s for the same patient ID Re-attending within 3 months - Children	304	2,799	10.9%	10.9%	12.0%	12.3%
% of FP17s for the same patient ID Re-attending within 3 months - Adults	1,914	7,981	24.0%	15.2%	16.0%	16.7%
% of FP17s for the same patient ID Re-attending between 3 & 9 months - Children	973	2,799	34.8%	61.3%	58.8%	57.6%
% of FP17s for the same patient ID Re-attending between 3 & 9 months - Adults	2,443	7,981	30.6%	54.8%	51.2%	50.1%
% of FP17s for Band 1 Urgent Courses	1,607	10,717	15.0%	7.0%	8.0%	9.1%
% of FP17s Relating to Free Repair or Replacements	92	10,717	0.9%	0.8%	0.8%	0.8%
% of FP17s Relating to Continuations	318	10,717	3.0%	1.6%	1.2%	1.2%
% of Patients satisfied with the dentistry they have received	6	10	60.0%	92.3%	92.7%	92.8%
% of Patients satisfied with the time they had to wait for an appointment	8	10	80.0%	88.0%	89.1%	88.7%

\* This is based on patients treated on this contract for their most recent course of treatment. Figures in italics indicate the base number of FP17s or Patient Questionnaire responses are less than 100. N/A is shown where the base number of responses is less than 10 during the period. % is calculated as Quantity/Base number\*100

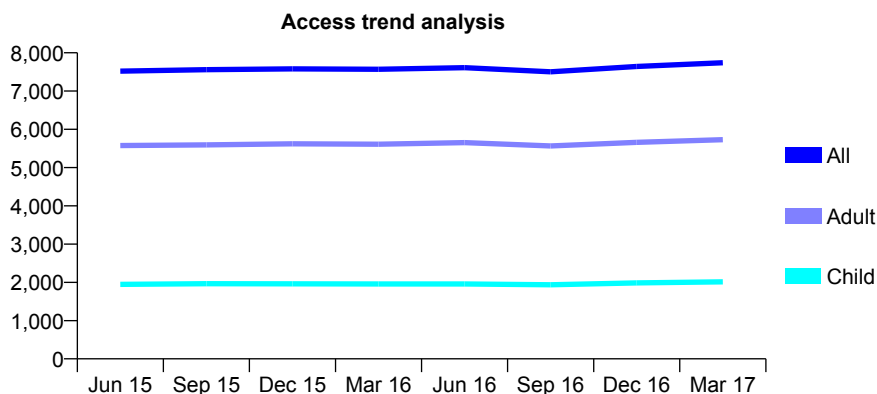
## Q55 - Vital Signs At a Glance Contract Report for 101370/0091 - Year end March 2017

Name or company name	Petrie Tucker and Partners Ltd
Contract type name	GDS Contract
Purpose of contract	General
Contract start date	01/04/2007
Contract end date	

16/17 Contracted general activity (UDA)	27,705
Carry forward general activity (UDA)	0
16/17 Contracted orthodontic activity (UOA)	0
Carry forward orthodontic activity (UOA)	0
Baseline contract value	£787,919.77

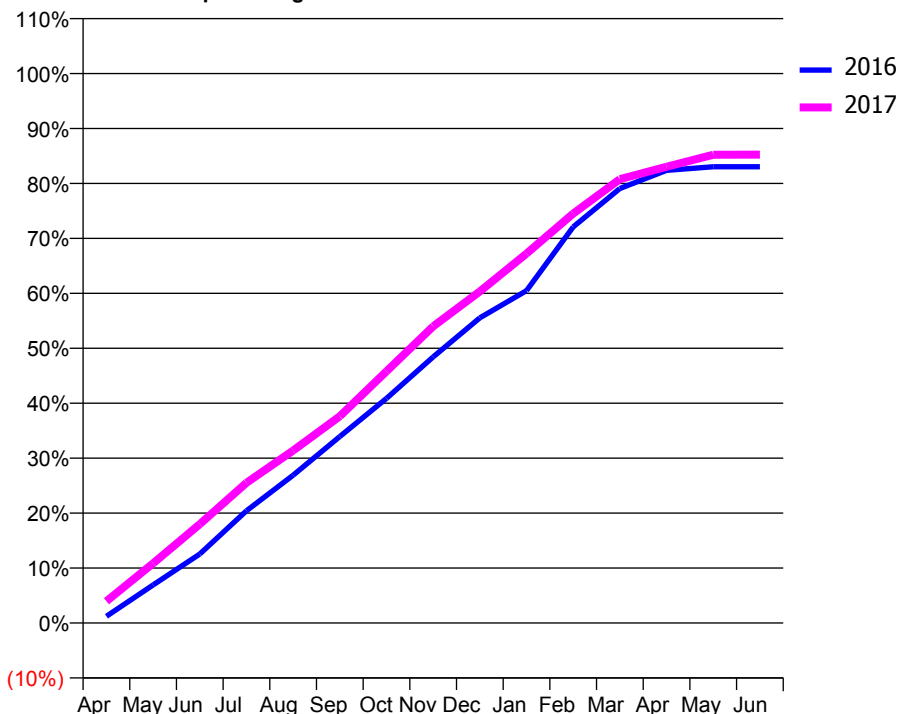
### ACCESS\*

Patients seen in 24 months	Total	Change since previous quarter
Quarter ending March 2016	7,568	
Quarter ending June 2016	7,611	→
Quarter ending September 2016	7,503	↓
Quarter ending December 2016	7,644	→
Quarter ending March 2017	7,742	→
<b>Variance since March 2016</b>	<b>2.3%</b>	<b>↑</b>



### ACTIVITY

Cumulative percentage of contracted UDA delivered 2016 & 2017



Month	Adjusted Scheduled Activity (UDA)	
	2016	2017
April	340	1,101
May	1,921	3,008
June	3,481	4,988
July	5,656	7,070
August	7,453	8,696
September	9,404	10,422
October	11,327	12,688
November	13,415	14,955
December	15,386	16,718
January	16,757	18,627
February	19,971	20,641
March	21,905	22,380
April	22,821	23,002
May	23,002	23,611
June	23,006	23,612

### QUALITY

	Quantity	Base Number	Contract	AT	Region	England
% of FP17s for the same patient ID Re-attending within 3 months - Children	178	2,688	6.6%	10.9%	12.0%	12.3%
% of FP17s for the same patient ID Re-attending within 3 months - Adults	1,003	7,440	13.5%	15.2%	16.0%	16.7%
% of FP17s for the same patient ID Re-attending between 3 & 9 months - Children	1,330	2,688	49.5%	61.3%	58.8%	57.6%
% of FP17s for the same patient ID Re-attending between 3 & 9 months - Adults	3,609	7,440	48.5%	54.8%	51.2%	50.1%
% of FP17s for Band 1 Urgent Courses	629	10,274	6.1%	7.0%	8.0%	9.1%
% of FP17s Relating to Free Repair or Replacements	39	10,274	0.4%	0.8%	0.8%	0.8%
% of FP17s Relating to Continuations	194	10,274	1.9%	1.6%	1.2%	1.2%
% of Patients satisfied with the dentistry they have received	7	8	N/A	92.3%	92.7%	92.8%
% of Patients satisfied with the time they had to wait for an appointment	4	8	N/A	88.0%	89.1%	88.7%

\* This is based on patients treated on this contract for their most recent course of treatment. Figures in italics indicate the base number of FP17s or Patient Questionnaire responses are less than 100. N/A is shown where the base number of responses is less than 10 during the period. % is calculated as Quantity/Base number\*100



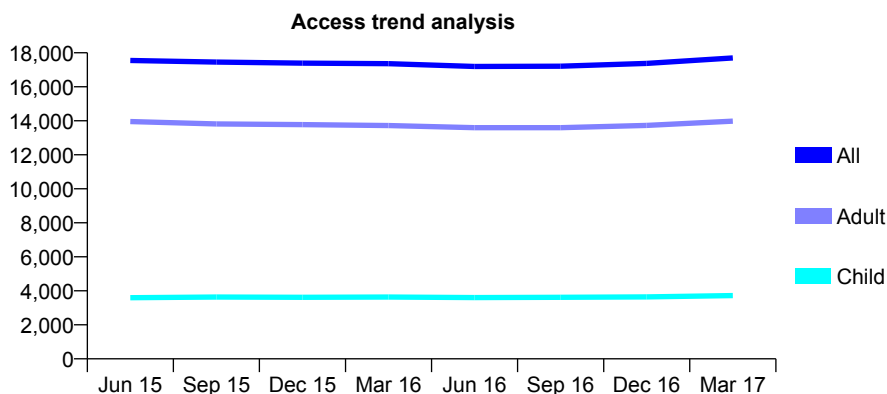
## Q55 - Vital Signs At a Glance Contract Report for 101435/0064 - Year end March 2017

Name or company name	IDH Limited
Contract type name	GDS Contract
Purpose of contract	General
Contract start date	21/07/2007
Contract end date	

16/17 Contracted general activity (UDA)	49,253
Carry forward general activity (UDA)	1,562
16/17 Contracted orthodontic activity (UOA)	0
Carry forward orthodontic activity (UOA)	0
Baseline contract value	£1,006,430.77

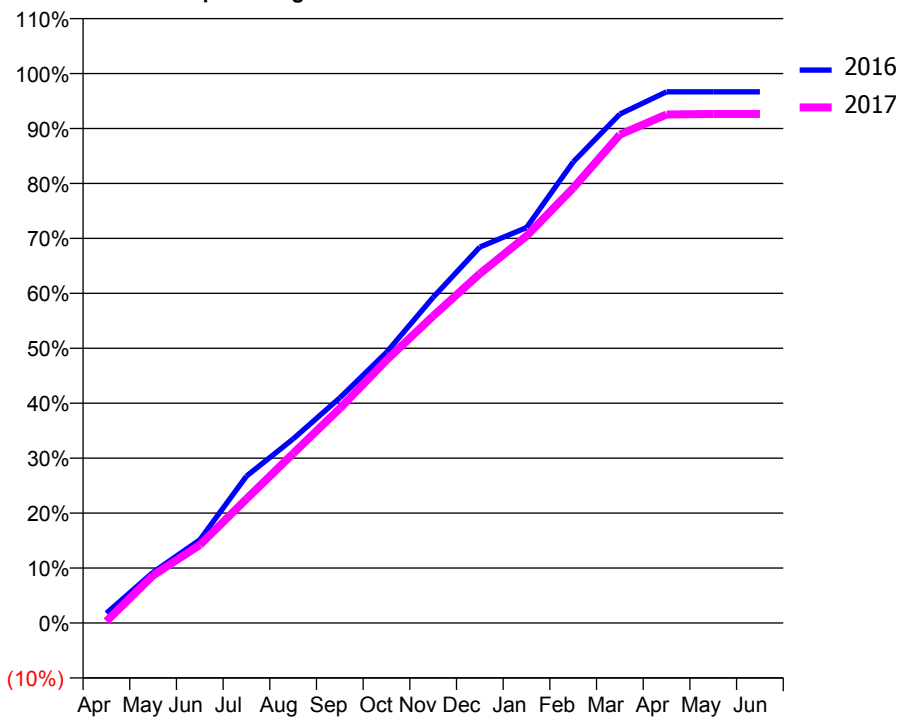
### ACCESS\*

Patients seen in 24 months	Total	Change since previous quarter
Quarter ending March 2016	17,358	
Quarter ending June 2016	17,199	→
Quarter ending September 2016	17,214	→
Quarter ending December 2016	17,377	→
Quarter ending March 2017	17,700	→
<b>Variance since March 2016</b>	<b>2.0%</b>	<b>→</b>



### ACTIVITY

Cumulative percentage of contracted UDA delivered 2016 & 2017



Month	Adjusted Scheduled Activity (UDA)	
	2016	2017
April	839	160
May	4,328	4,272
June	7,093	6,997
July	12,520	11,125
August	15,693	15,196
September	19,197	19,237
October	23,080	23,558
November	27,773	27,524
December	32,059	31,313
January	33,721	34,685
February	39,307	38,992
March	43,391	43,770
April	45,292	45,577
May	45,295	45,625
June	45,291	45,627

### QUALITY

	Quantity	Base Number	Contract	AT	Region	England
% of FP17s for the same patient ID Re-attending within 3 months - Children	381	5,796	6.6%	10.9%	12.0%	12.3%
% of FP17s for the same patient ID Re-attending within 3 months - Adults	2,822	20,098	14.0%	15.2%	16.0%	16.7%
% of FP17s for the same patient ID Re-attending between 3 & 9 months - Children	3,451	5,796	59.5%	61.3%	58.8%	57.6%
% of FP17s for the same patient ID Re-attending between 3 & 9 months - Adults	9,625	20,098	47.9%	54.8%	51.2%	50.1%
% of FP17s for Band 1 Urgent Courses	1,988	25,786	7.7%	7.0%	8.0%	9.1%
% of FP17s Relating to Free Repair or Replacements	304	25,786	1.2%	0.8%	0.8%	0.8%
% of FP17s Relating to Continuations	474	25,786	1.8%	1.6%	1.2%	1.2%
% of Patients satisfied with the dentistry they have received	26	27	96.3%	92.3%	92.7%	92.8%
% of Patients satisfied with the time they had to wait for an appointment	24	27	88.9%	88.0%	89.1%	88.7%

\* This is based on patients treated on this contract for their most recent course of treatment. Figures in italics indicate the base number of FP17s or Patient Questionnaire responses are less than 100. N/A is shown where the base number of responses is less than 10 during the period. % is calculated as Quantity/Base number\*100

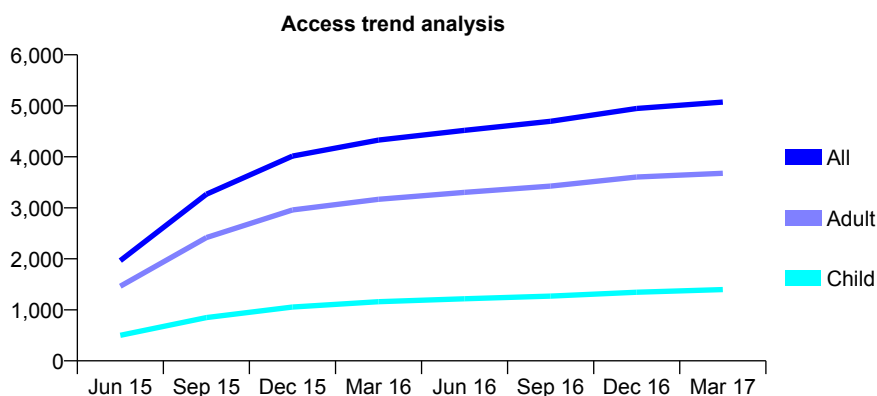
## Q55 - Vital Signs At a Glance Contract Report for 101656/0004 - Year end March 2017

Name or company name	DM and LJ Jordan Limited
Contract type name	GDS Contract
Purpose of contract	General
Contract start date	01/01/2015
Contract end date	

16/17 Contracted general activity (UDA)	14,814
Carry forward general activity (UDA)	-12
16/17 Contracted orthodontic activity (UOA)	0
Carry forward orthodontic activity (UOA)	0
Baseline contract value	£408,197.52

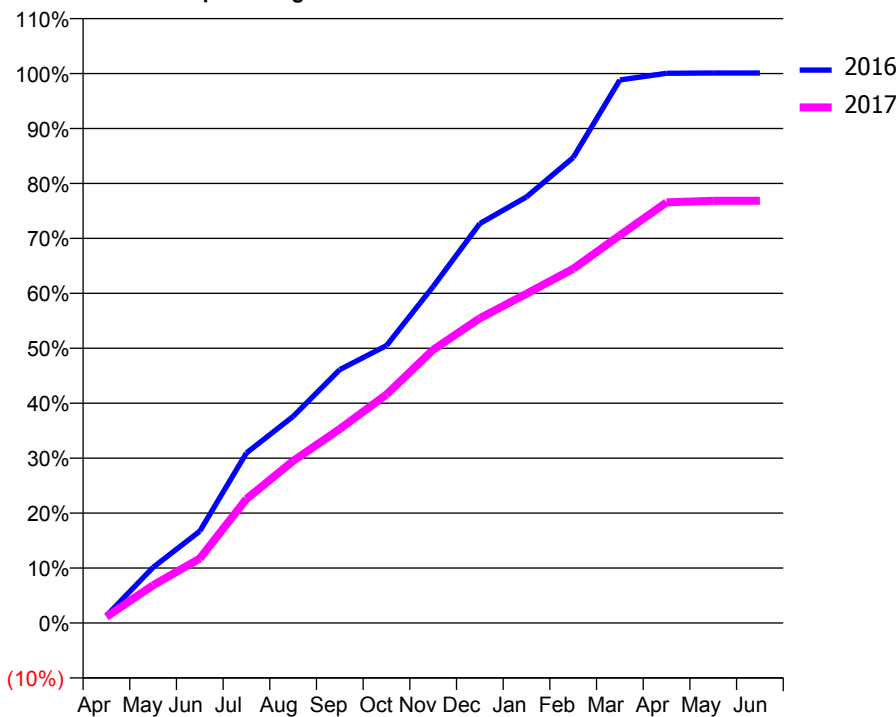
### ACCESS\*

Patients seen in 24 months	Total	Change since previous quarter
Quarter ending March 2016	4,327	
Quarter ending June 2016	4,520	↑
Quarter ending September 2016	4,696	↑
Quarter ending December 2016	4,947	↑
Quarter ending March 2017	5,073	↑
<b>Variance since March 2016</b>	<b>17.2%</b>	<b>↑</b>



### ACTIVITY

Cumulative percentage of contracted UDA delivered 2016 & 2017



Month	Adjusted Scheduled Activity (UDA)	
	2016	2017
April	197	167
May	1,500	1,019
June	2,475	1,737
July	4,584	3,343
August	5,569	4,368
September	6,831	5,233
October	7,479	6,161
November	9,073	7,369
December	10,768	8,215
January	11,488	8,876
February	12,548	9,552
March	14,640	10,453
April	14,821	11,341
May	14,826	11,382
June	14,826	11,385

### QUALITY

	Quantity	Base Number	Contract	AT	Region	England
% of FP17s for the same patient ID Re-attending within 3 months - Children	141	1,805	7.8%	10.9%	12.0%	12.3%
% of FP17s for the same patient ID Re-attending within 3 months - Adults	691	4,930	14.0%	15.2%	16.0%	16.7%
% of FP17s for the same patient ID Re-attending between 3 & 9 months - Children	1,123	1,805	62.2%	61.3%	58.8%	57.6%
% of FP17s for the same patient ID Re-attending between 3 & 9 months - Adults	2,855	4,930	57.9%	54.8%	51.2%	50.1%
% of FP17s for Band 1 Urgent Courses	585	6,760	8.7%	7.0%	8.0%	9.1%
% of FP17s Relating to Free Repair or Replacements	25	6,760	0.4%	0.8%	0.8%	0.8%
% of FP17s Relating to Continuations	88	6,760	1.3%	1.6%	1.2%	1.2%
% of Patients satisfied with the dentistry they have received	16	17	94.1%	92.3%	92.7%	92.8%
% of Patients satisfied with the time they had to wait for an appointment	14	17	82.4%	88.0%	89.1%	88.7%

\* This is based on patients treated on this contract for their most recent course of treatment. Figures in italics indicate the base number of FP17s or Patient Questionnaire responses are less than 100. N/A is shown where the base number of responses is less than 10 during the period. % is calculated as Quantity/Base number\*100

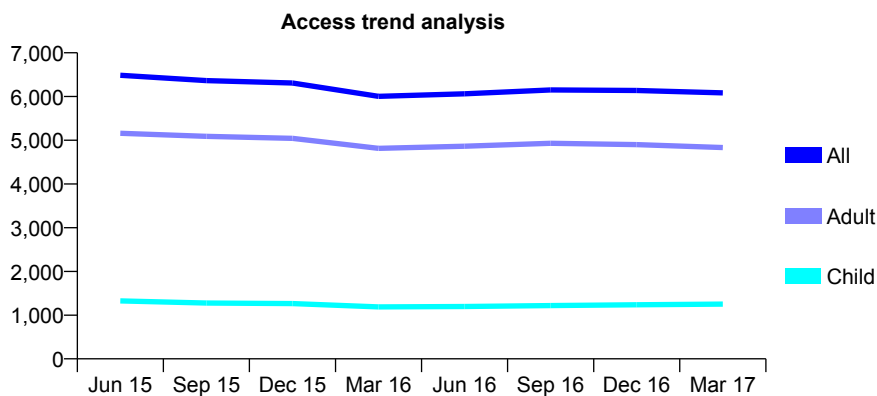
## Q55 - Vital Signs At a Glance Contract Report for 103667/0001 - Year end March 2017

Name or company name	Daybrook Dental Surgery Ltd
Contract type name	GDS Contract
Purpose of contract	General
Contract start date	01/05/2010
Contract end date	

16/17 Contracted general activity (UDA)	29,000
Carry forward general activity (UDA)	0
16/17 Contracted orthodontic activity (UOA)	0
Carry forward orthodontic activity (UOA)	0
Baseline contract value	£679,065.70

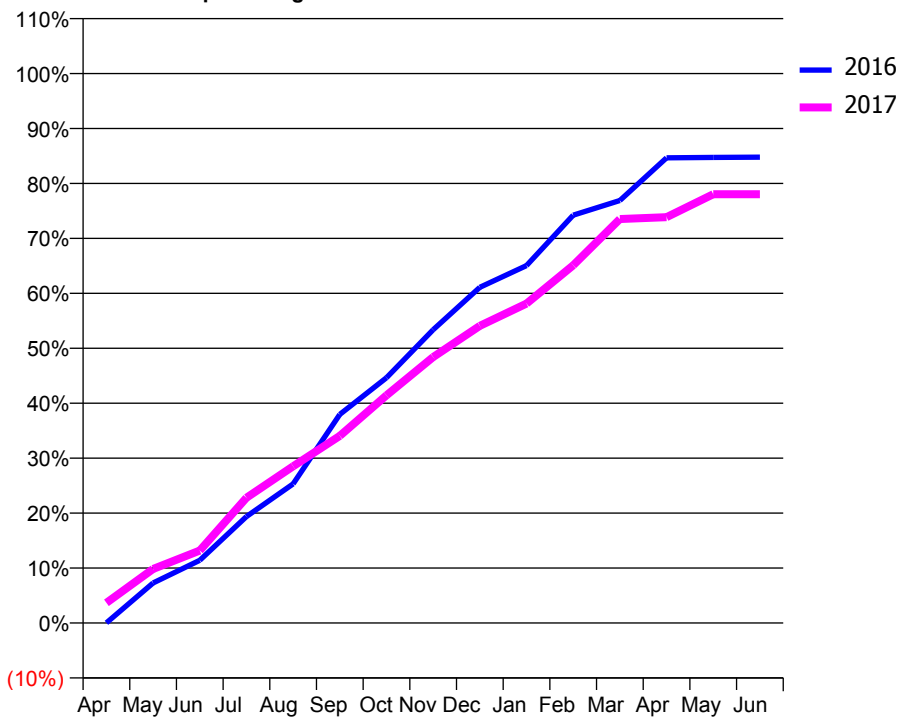
### ACCESS\*

Patients seen in 24 months	Total	Change since previous quarter
Quarter ending March 2016	6,004	
Quarter ending June 2016	6,062	→
Quarter ending September 2016	6,150	→
Quarter ending December 2016	6,137	→
Quarter ending March 2017	6,084	→
<b>Variance since March 2016</b>	<b>1.3%</b>	<b>→</b>



### ACTIVITY

Cumulative percentage of contracted UDA delivered 2016 & 2017



Adjusted Scheduled Activity (UDA)

Month	2016	2017
April	9	1,063
May	2,114	2,852
June	3,310	3,822
July	5,620	6,611
August	7,343	8,275
September	11,007	9,878
October	12,946	12,014
November	15,480	14,040
December	17,715	15,680
January	18,867	16,856
February	21,525	18,881
March	22,297	21,320
April	24,550	21,416
May	24,568	22,630
June	24,586	22,630

### QUALITY

	Quantity	Base Number	Contract	AT	Region	England
% of FP17s for the same patient ID Re-attending within 3 months - Children	107	1,879	5.7%	10.9%	12.0%	12.3%
% of FP17s for the same patient ID Re-attending within 3 months - Adults	636	6,966	9.1%	15.2%	16.0%	16.7%
% of FP17s for the same patient ID Re-attending between 3 & 9 months - Children	1,079	1,879	57.4%	61.3%	58.8%	57.6%
% of FP17s for the same patient ID Re-attending between 3 & 9 months - Adults	4,249	6,966	61.0%	54.8%	51.2%	50.1%
% of FP17s for Band 1 Urgent Courses	274	8,503	3.2%	7.0%	8.0%	9.1%
% of FP17s Relating to Free Repair or Replacements	122	8,503	1.4%	0.8%	0.8%	0.8%
% of FP17s Relating to Continuations	98	8,503	1.2%	1.6%	1.2%	1.2%
% of Patients satisfied with the dentistry they have received	13	13	100.0%	92.3%	92.7%	92.8%
% of Patients satisfied with the time they had to wait for an appointment	12	13	92.3%	88.0%	89.1%	88.7%

\* This is based on patients treated on this contract for their most recent course of treatment. Figures in italics indicate the base number of FP17s or Patient Questionnaire responses are less than 100. N/A is shown where the base number of responses is less than 10 during the period. % is calculated as Quantity/Base number\*100

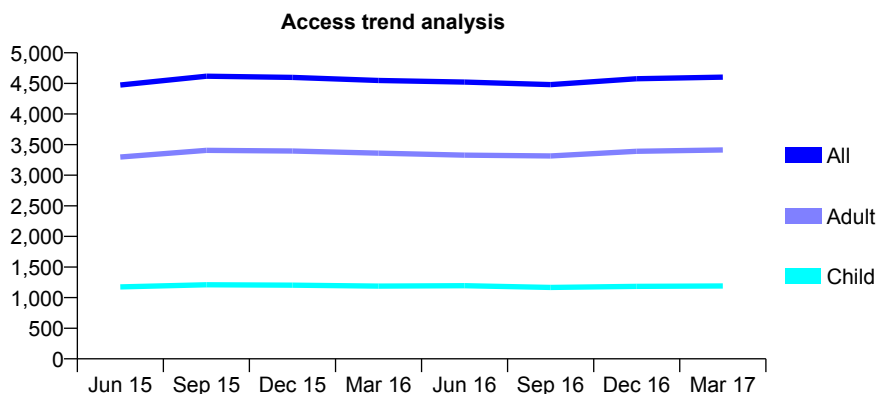
## Q55 - Vital Signs At a Glance Contract Report for 104167/0001 - Year end March 2017

Name or company name	TSA Care Limited
Contract type name	GDS Contract
Purpose of contract	General
Contract start date	01/08/2010
Contract end date	

16/17 Contracted general activity (UDA)	15,453
Carry forward general activity (UDA)	1,220
16/17 Contracted orthodontic activity (UOA)	0
Carry forward orthodontic activity (UOA)	0
Baseline contract value	£395,169.39

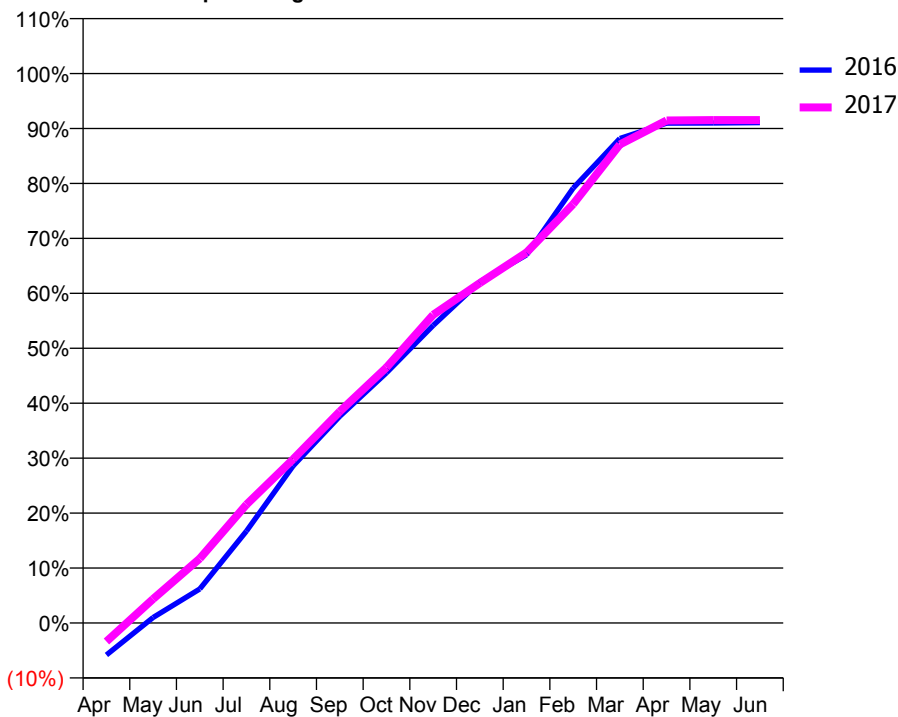
### ACCESS\*

Patients seen in 24 months	Total	Change since previous quarter
Quarter ending March 2016	4,549	
Quarter ending June 2016	4,521	→
Quarter ending September 2016	4,481	→
Quarter ending December 2016	4,577	↑
Quarter ending March 2017	4,603	→
<b>Variance since March 2016</b>	<b>1.2%</b>	<b>→</b>



### ACTIVITY

Cumulative percentage of contracted UDA delivered 2016 & 2017



Month	Adjusted Scheduled Activity (UDA)	
	2016	2017
April	-900	-522
May	155	675
June	958	1,814
July	2,585	3,332
August	4,419	4,608
September	5,815	5,949
October	7,036	7,187
November	8,368	8,667
December	9,593	9,559
January	10,352	10,421
February	12,229	11,781
March	13,626	13,455
April	14,058	14,133
May	14,060	14,142
June	14,071	14,142

### QUALITY

	Quantity	Base Number	Contract	AT	Region	England
% of FP17s for the same patient ID Re-attending within 3 months - Children	93	2,043	4.6%	10.9%	12.0%	12.3%
% of FP17s for the same patient ID Re-attending within 3 months - Adults	572	5,658	10.1%	15.2%	16.0%	16.7%
% of FP17s for the same patient ID Re-attending between 3 & 9 months - Children	1,563	2,043	76.5%	61.3%	58.8%	57.6%
% of FP17s for the same patient ID Re-attending between 3 & 9 months - Adults	4,222	5,658	74.6%	54.8%	51.2%	50.1%
% of FP17s for Band 1 Urgent Courses	144	7,803	1.8%	7.0%	8.0%	9.1%
% of FP17s Relating to Free Repair or Replacements	52	7,803	0.7%	0.8%	0.8%	0.8%
% of FP17s Relating to Continuations	111	7,803	1.4%	1.6%	1.2%	1.2%
% of Patients satisfied with the dentistry they have received	5	5	N/A	92.3%	92.7%	92.8%
% of Patients satisfied with the time they had to wait for an appointment	4	5	N/A	88.0%	89.1%	88.7%

\* This is based on patients treated on this contract for their most recent course of treatment. Figures in italics indicate the base number of FP17s or Patient Questionnaire responses are less than 100. N/A is shown where the base number of responses is less than 10 during the period. % is calculated as Quantity/Base number\*100

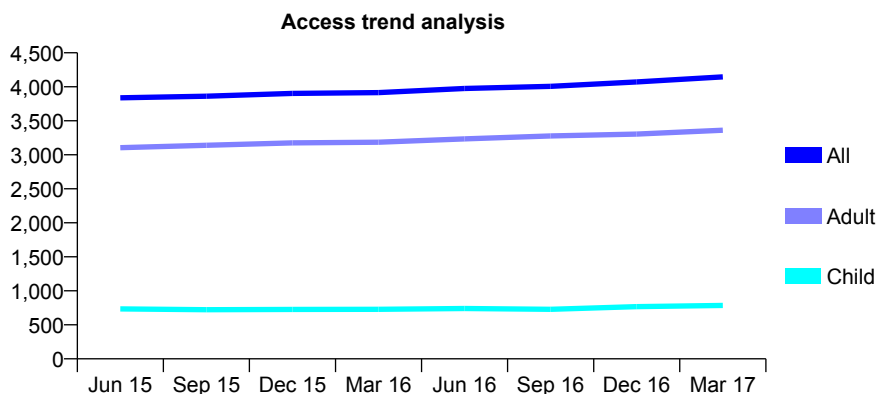
## Q55 - Vital Signs At a Glance Contract Report for 104426/0001 - Year end March 2017

Name or company name	Parklands Dental Care
Contract type name	GDS Contract
Purpose of contract	General
Contract start date	01/04/2006
Contract end date	

16/17 Contracted general activity (UDA)	13,579
Carry forward general activity (UDA)	255
16/17 Contracted orthodontic activity (UOA)	0
Carry forward orthodontic activity (UOA)	0
Baseline contract value	£321,833.69

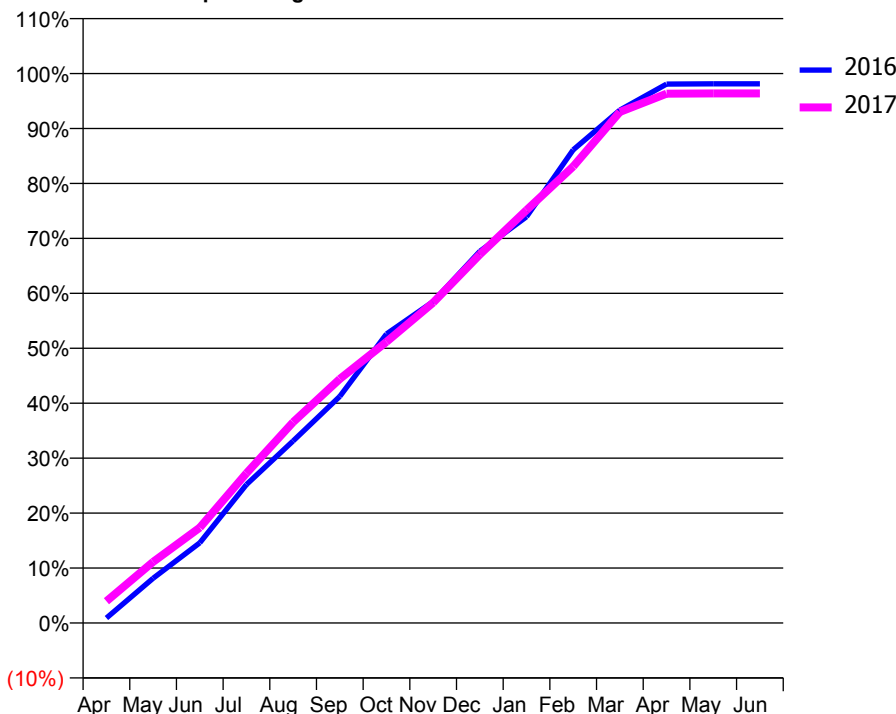
### ACCESS\*

Patients seen in 24 months	Total	Change since previous quarter
Quarter ending March 2016	3,915	
Quarter ending June 2016	3,975	→
Quarter ending September 2016	4,006	→
Quarter ending December 2016	4,072	→
Quarter ending March 2017	4,147	→
<b>Variance since March 2016</b>	<b>5.9%</b>	<b>↑</b>



### ACTIVITY

Cumulative percentage of contracted UDA delivered 2016 & 2017



Adjusted Scheduled Activity (UDA)

Month	2016	2017
April	122	539
May	1,104	1,512
June	1,982	2,357
July	3,422	3,703
August	4,500	4,963
September	5,600	6,033
October	7,144	6,947
November	7,945	7,917
December	9,185	9,106
January	10,038	10,202
February	11,694	11,280
March	12,674	12,629
April	13,318	13,082
May	13,324	13,086
June	13,324	13,086

### QUALITY

	Quantity	Base Number	Contract	AT	Region	England
% of FP17s for the same patient ID Re-attending within 3 months - Children	97	1,273	7.6%	10.9%	12.0%	12.3%
% of FP17s for the same patient ID Re-attending within 3 months - Adults	917	5,170	17.7%	15.2%	16.0%	16.7%
% of FP17s for the same patient ID Re-attending between 3 & 9 months - Children	731	1,273	57.4%	61.3%	58.8%	57.6%
% of FP17s for the same patient ID Re-attending between 3 & 9 months - Adults	2,662	5,170	51.5%	54.8%	51.2%	50.1%
% of FP17s for Band 1 Urgent Courses	559	6,439	8.7%	7.0%	8.0%	9.1%
% of FP17s Relating to Free Repair or Replacements	63	6,439	1.0%	0.8%	0.8%	0.8%
% of FP17s Relating to Continuations	58	6,439	0.9%	1.6%	1.2%	1.2%
% of Patients satisfied with the dentistry they have received	17	22	77.3%	92.3%	92.7%	92.8%
% of Patients satisfied with the time they had to wait for an appointment	15	22	68.2%	88.0%	89.1%	88.7%

\* This is based on patients treated on this contract for their most recent course of treatment. Figures in italics indicate the base number of FP17s or Patient Questionnaire responses are less than 100. N/A is shown where the base number of responses is less than 10 during the period. % is calculated as Quantity/Base number\*100

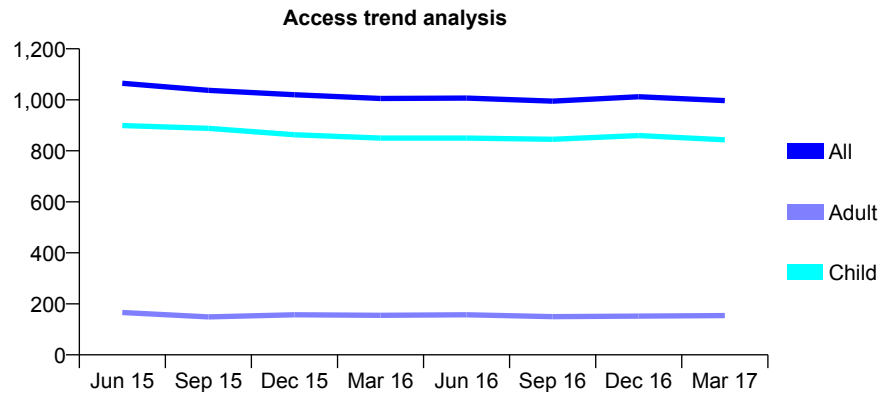
## Q55 - Vital Signs At a Glance Contract Report for 104736/0001 - Year end March 2017

Name or company name	Compton Acres Dental Practice LTD
Contract type name	GDS Contract
Purpose of contract	General
Contract start date	01/07/2009
Contract end date	

16/17 Contracted general activity (UDA)	2,182
Carry forward general activity (UDA)	0
16/17 Contracted orthodontic activity (UOA)	0
Carry forward orthodontic activity (UOA)	0
Baseline contract value	£51,818.13

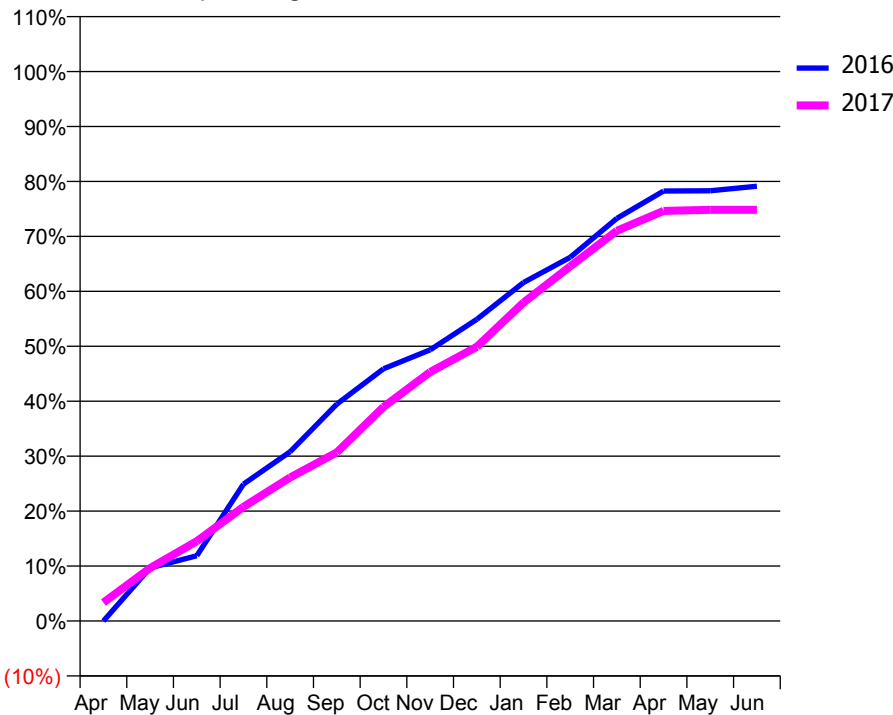
### ACCESS\*

Patients seen in 24 months	Total	Change since previous quarter
Quarter ending March 2016	1,005	
Quarter ending June 2016	1,007	→
Quarter ending September 2016	995	↓
Quarter ending December 2016	1,012	→
Quarter ending March 2017	997	↓
<b>Variance since March 2016</b>	<b>(0.8%)</b>	<b>→</b>



### ACTIVITY

Cumulative percentage of contracted UDA delivered 2016 & 2017



Month	Adjusted Scheduled Activity (UDA)	
	2016	2017
April	0	73
May	211	210
June	259	317
July	544	453
August	672	570
September	861	670
October	1,001	850
November	1,077	989
December	1,198	1,089
January	1,344	1,265
February	1,444	1,408
March	1,599	1,549
April	1,708	1,629
May	1,709	1,633
June	1,727	1,633

### QUALITY

	Quantity	Base Number	Contract	AT	Region	England
% of FP17s for the same patient ID Re-attending within 3 months - Children	51	1,093	4.7%	10.9%	12.0%	12.3%
% of FP17s for the same patient ID Re-attending within 3 months - Adults	6	67	9.0%	15.2%	16.0%	16.7%
% of FP17s for the same patient ID Re-attending between 3 & 9 months - Children	533	1,093	48.8%	61.3%	58.8%	57.6%
% of FP17s for the same patient ID Re-attending between 3 & 9 months - Adults	37	67	55.2%	54.8%	51.2%	50.1%
% of FP17s for Band 1 Urgent Courses	23	1,130	2.0%	7.0%	8.0%	9.1%
% of FP17s Relating to Free Repair or Replacements	1	1,130	0.1%	0.8%	0.8%	0.8%
% of FP17s Relating to Continuations	0	1,130	0.0%	1.6%	1.2%	1.2%
% of Patients satisfied with the dentistry they have received	0	0	N/A	92.3%	92.7%	92.8%
% of Patients satisfied with the time they had to wait for an appointment	0	0	N/A	88.0%	89.1%	88.7%

\* This is based on patients treated on this contract for their most recent course of treatment. Figures in italics indicate the base number of FP17s or Patient Questionnaire responses are less than 100. N/A is shown where the base number of responses is less than 10 during the period. % is calculated as Quantity/Base number\*100

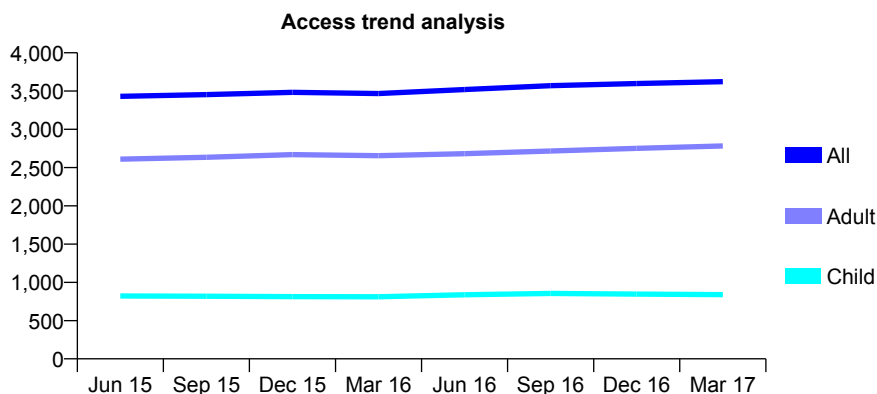
## Q55 - Vital Signs At a Glance Contract Report for 105740/0001 - Year end March 2017

Name or company name	Mr JE Rowson & Mr I McVicar
Contract type name	GDS Contract
Purpose of contract	General
Contract start date	01/04/2006
Contract end date	

16/17 Contracted general activity (UDA)	12,629
Carry forward general activity (UDA)	0
16/17 Contracted orthodontic activity (UOA)	0
Carry forward orthodontic activity (UOA)	0
Baseline contract value	£293,564.34

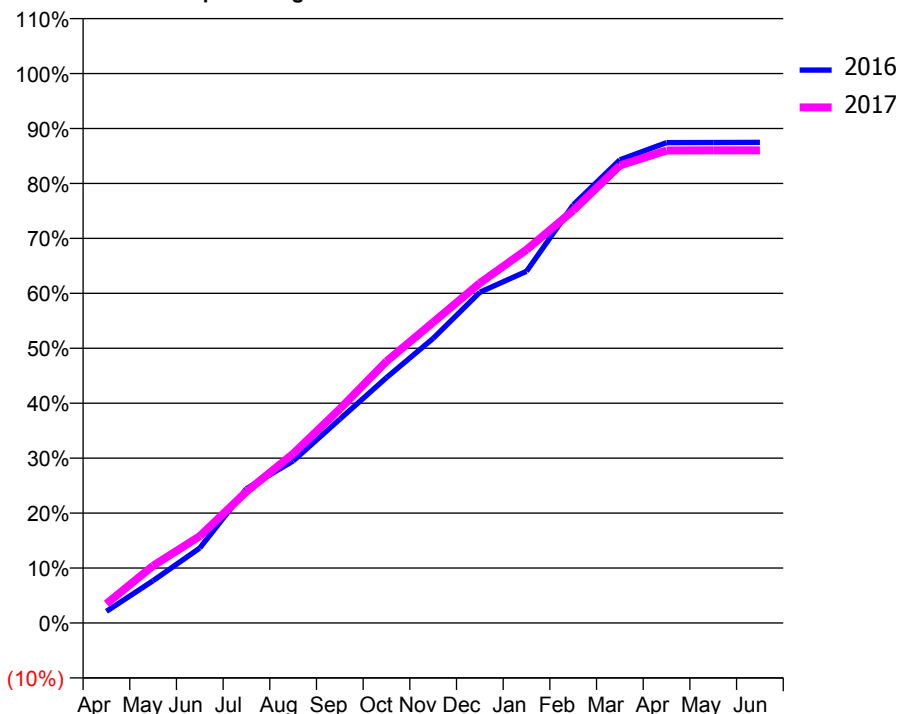
### ACCESS\*

Patients seen in 24 months	Total	Change since previous quarter
Quarter ending March 2016	3,468	
Quarter ending June 2016	3,519	→
Quarter ending September 2016	3,571	→
Quarter ending December 2016	3,598	→
Quarter ending March 2017	3,623	→
<b>Variance since March 2016</b>	<b>4.5%</b>	<b>↑</b>



### ACTIVITY

Cumulative percentage of contracted UDA delivered 2016 & 2017



Adjusted Scheduled Activity (UDA)

Month	2016	2017
April	268	442
May	972	1,316
June	1,725	1,997
July	3,088	3,021
August	3,724	3,890
September	4,684	4,922
October	5,639	6,015
November	6,542	6,913
December	7,603	7,813
January	8,083	8,581
February	9,610	9,481
March	10,645	10,517
April	11,040	10,860
May	11,043	10,864
June	11,047	10,864

### QUALITY

	Quantity	Base Number	Contract	AT	Region	England
% of FP17s for the same patient ID Re-attending within 3 months - Children	113	1,331	8.5%	10.9%	12.0%	12.3%
% of FP17s for the same patient ID Re-attending within 3 months - Adults	1,044	4,987	20.9%	15.2%	16.0%	16.7%
% of FP17s for the same patient ID Re-attending between 3 & 9 months - Children	816	1,331	61.3%	61.3%	58.8%	57.6%
% of FP17s for the same patient ID Re-attending between 3 & 9 months - Adults	3,013	4,987	60.4%	54.8%	51.2%	50.1%
% of FP17s for Band 1 Urgent Courses	360	6,276	5.7%	7.0%	8.0%	9.1%
% of FP17s Relating to Free Repair or Replacements	122	6,276	1.9%	0.8%	0.8%	0.8%
% of FP17s Relating to Continuations	156	6,276	2.5%	1.6%	1.2%	1.2%
% of Patients satisfied with the dentistry they have received	7	7	N/A	92.3%	92.7%	92.8%
% of Patients satisfied with the time they had to wait for an appointment	6	7	N/A	88.0%	89.1%	88.7%

\* This is based on patients treated on this contract for their most recent course of treatment. Figures in italics indicate the base number of FP17s or Patient Questionnaire responses are less than 100. N/A is shown where the base number of responses is less than 10 during the period. % is calculated as Quantity/Base number\*100



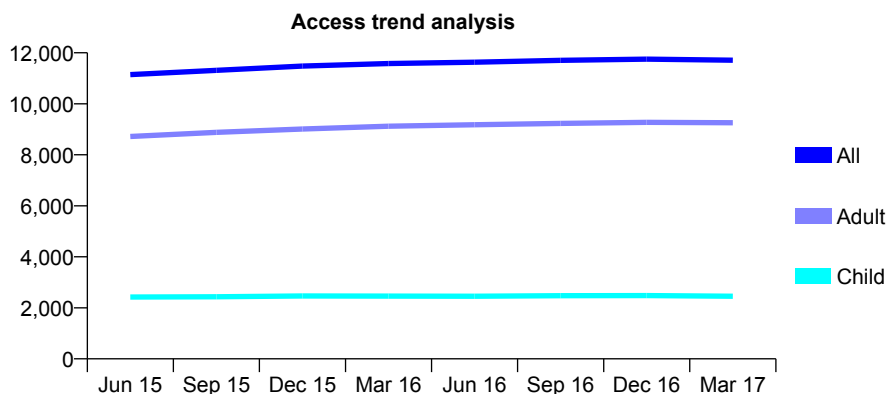
## Q55 - Vital Signs At a Glance Contract Report for 106992/0001 - Year end March 2017

Name or company name	The Plains' Dental Practice Limited
Contract type name	GDS Contract
Purpose of contract	General
Contract start date	01/04/2008
Contract end date	

16/17 Contracted general activity (UDA)	33,431
Carry forward general activity (UDA)	0
16/17 Contracted orthodontic activity (UOA)	0
Carry forward orthodontic activity (UOA)	0
Baseline contract value	£923,628.66

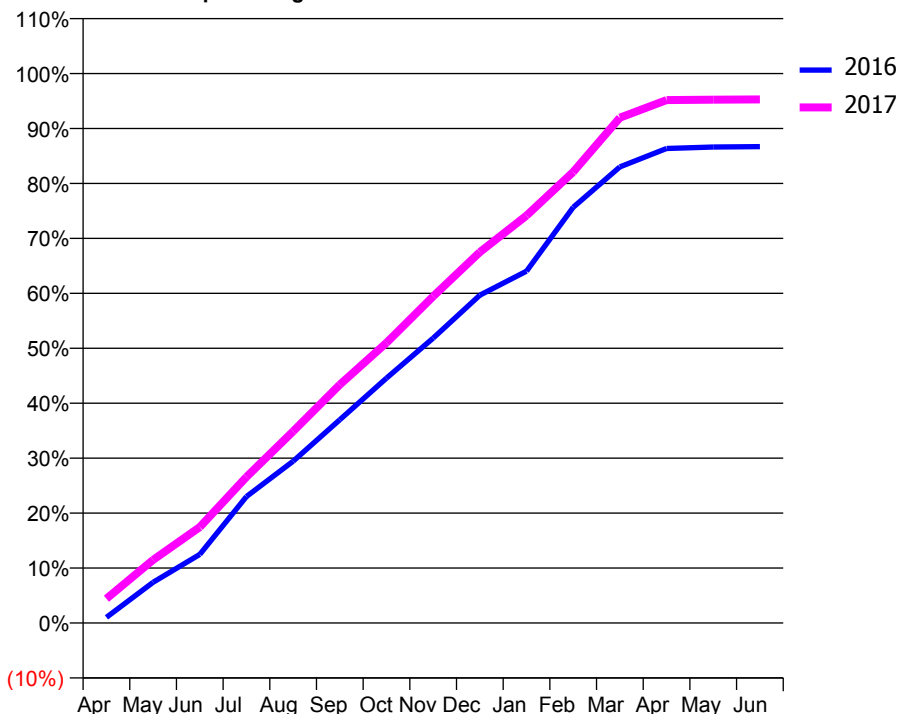
### ACCESS\*

Patients seen in 24 months	Total	Change since previous quarter
Quarter ending March 2016	11,580	
Quarter ending June 2016	11,631	→
Quarter ending September 2016	11,705	→
Quarter ending December 2016	11,753	→
Quarter ending March 2017	11,710	→
<b>Variance since March 2016</b>	<b>1.1%</b>	<b>→</b>



### ACTIVITY

Cumulative percentage of contracted UDA delivered 2016 & 2017



Month	Adjusted Scheduled Activity (UDA)	
	2016	2017
April	381	1,483
May	2,741	3,838
June	4,613	5,836
July	8,497	8,886
August	10,878	11,663
September	13,658	14,505
October	16,459	17,046
November	19,145	19,872
December	22,037	22,569
January	23,650	24,790
February	27,943	27,439
March	30,654	30,741
April	31,894	31,813
May	31,992	31,841
June	32,021	31,853

### QUALITY

	Quantity	Base Number	Contract	AT	Region	England
% of FP17s for the same patient ID Re-attending within 3 months - Children	216	3,824	5.6%	10.9%	12.0%	12.3%
% of FP17s for the same patient ID Re-attending within 3 months - Adults	1,531	13,668	11.2%	15.2%	16.0%	16.7%
% of FP17s for the same patient ID Re-attending between 3 & 9 months - Children	2,490	3,824	65.1%	61.3%	58.8%	57.6%
% of FP17s for the same patient ID Re-attending between 3 & 9 months - Adults	8,481	13,668	62.1%	54.8%	51.2%	50.1%
% of FP17s for Band 1 Urgent Courses	750	16,980	4.4%	7.0%	8.0%	9.1%
% of FP17s Relating to Free Repair or Replacements	161	16,980	0.9%	0.8%	0.8%	0.8%
% of FP17s Relating to Continuations	236	16,980	1.4%	1.6%	1.2%	1.2%
% of Patients satisfied with the dentistry they have received	29	31	93.5%	92.3%	92.7%	92.8%
% of Patients satisfied with the time they had to wait for an appointment	27	31	87.1%	88.0%	89.1%	88.7%

\* This is based on patients treated on this contract for their most recent course of treatment. Figures in italics indicate the base number of FP17s or Patient Questionnaire responses are less than 100. N/A is shown where the base number of responses is less than 10 during the period. % is calculated as Quantity/Base number\*100

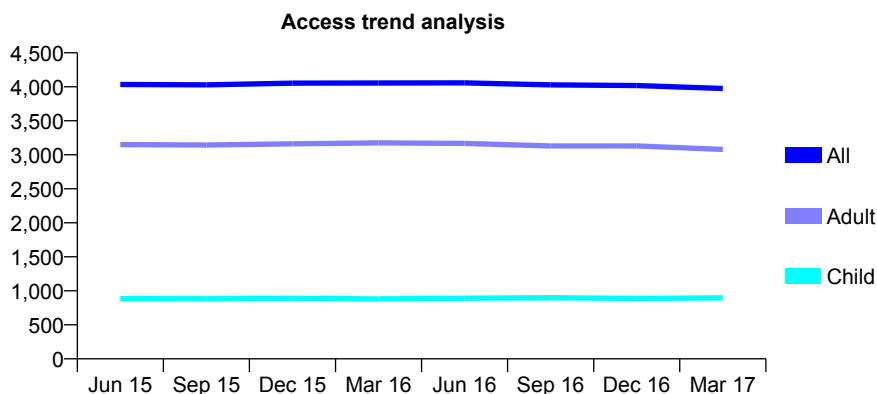
## Q55 - Vital Signs At a Glance Contract Report for 110841/0001 - Year end March 2017

Name or company name	Bamford Dental Practice
Contract type name	GDS Contract
Purpose of contract	General
Contract start date	01/04/2011
Contract end date	

16/17 Contracted general activity (UDA)	11,928
Carry forward general activity (UDA)	0
16/17 Contracted orthodontic activity (UOA)	0
Carry forward orthodontic activity (UOA)	0
Baseline contract value	£304,730.58

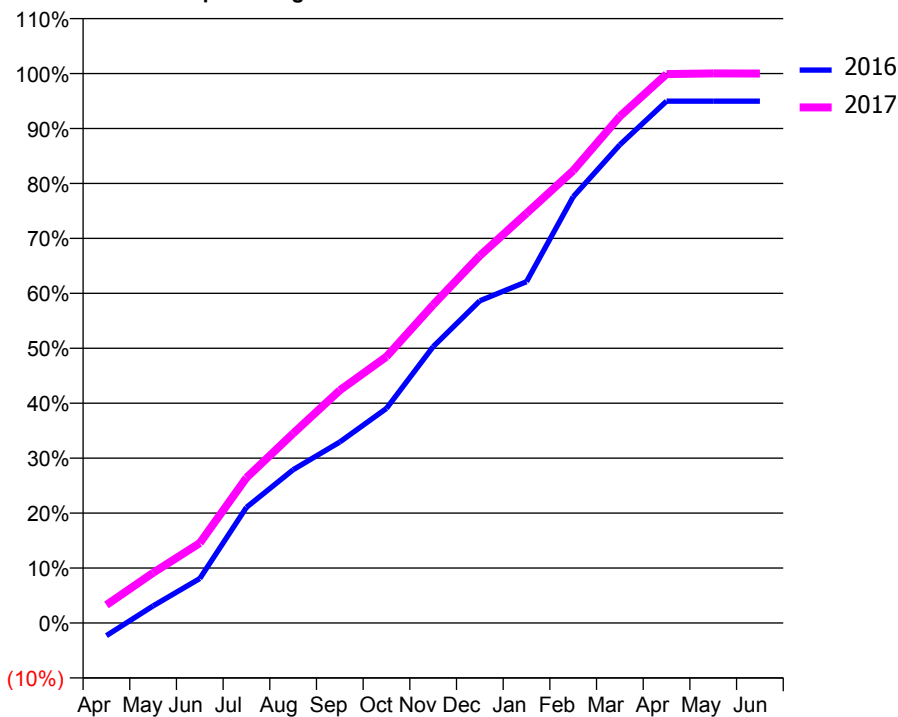
### ACCESS\*

Patients seen in 24 months	Total	Change since previous quarter
Quarter ending March 2016	4,056	
Quarter ending June 2016	4,058	→
Quarter ending September 2016	4,029	→
Quarter ending December 2016	4,019	→
Quarter ending March 2017	3,976	↓
<b>Variance since March 2016</b>	<b>(2.0%)</b>	<b>↓</b>



### ACTIVITY

Cumulative percentage of contracted UDA delivered 2016 & 2017



Month	Adjusted Scheduled Activity (UDA)	
	2016	2017
April	-276	392
May	371	1,090
June	965	1,734
July	2,511	3,153
August	3,326	4,114
September	3,929	5,052
October	4,660	5,781
November	6,000	6,908
December	6,995	7,972
January	7,409	8,893
February	9,253	9,818
March	10,383	10,999
April	11,327	11,916
May	11,327	11,929
June	11,327	11,927

### QUALITY

	Quantity	Base Number	Contract	AT	Region	England
% of FP17s for the same patient ID Re-attending within 3 months - Children	101	1,384	7.3%	10.9%	12.0%	12.3%
% of FP17s for the same patient ID Re-attending within 3 months - Adults	664	4,577	14.5%	15.2%	16.0%	16.7%
% of FP17s for the same patient ID Re-attending between 3 & 9 months - Children	831	1,384	60.0%	61.3%	58.8%	57.6%
% of FP17s for the same patient ID Re-attending between 3 & 9 months - Adults	2,492	4,577	54.4%	54.8%	51.2%	50.1%
% of FP17s for Band 1 Urgent Courses	414	5,987	6.9%	7.0%	8.0%	9.1%
% of FP17s Relating to Free Repair or Replacements	75	5,987	1.3%	0.8%	0.8%	0.8%
% of FP17s Relating to Continuations	78	5,987	1.3%	1.6%	1.2%	1.2%
% of Patients satisfied with the dentistry they have received	10	11	90.9%	92.3%	92.7%	92.8%
% of Patients satisfied with the time they had to wait for an appointment	11	11	100.0%	88.0%	89.1%	88.7%

\* This is based on patients treated on this contract for their most recent course of treatment. Figures in italics indicate the base number of FP17s or Patient Questionnaire responses are less than 100. N/A is shown where the base number of responses is less than 10 during the period. % is calculated as Quantity/Base number\*100

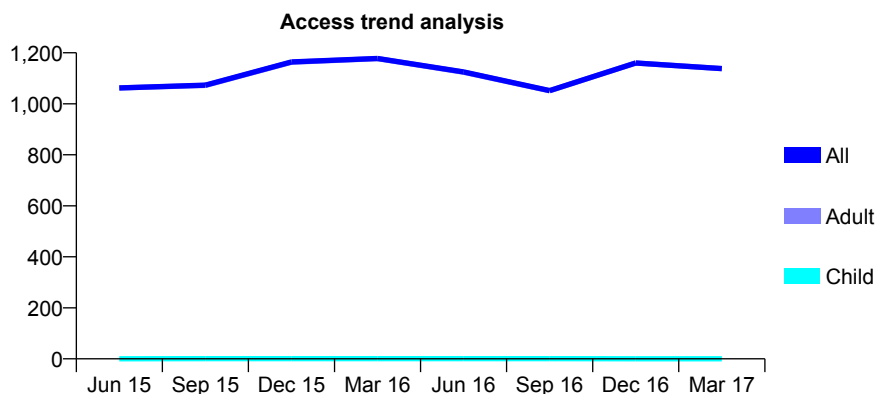
## Q55 - Vital Signs At a Glance Contract Report for 111627/0002 - Year end March 2017

Name or company name	VOSG Bassetlaw Ltd
Contract type name	PDS Contract
Purpose of contract	General
Contract start date	01/07/2013
Contract end date	31/03/2018

16/17 Contracted general activity (UDA)	4,000
Carry forward general activity (UDA)	0
16/17 Contracted orthodontic activity (UOA)	0
Carry forward orthodontic activity (UOA)	0
Baseline contract value	£148,523.69

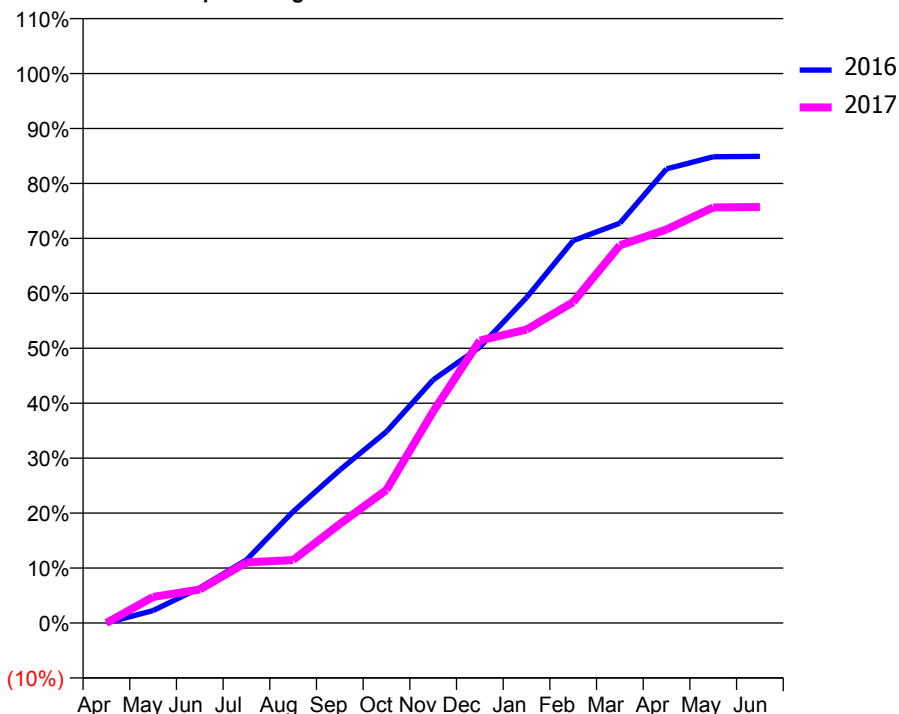
### ACCESS\*

Patients seen in 24 months	Total	Change since previous quarter
Quarter ending March 2016	1,178	
Quarter ending June 2016	1,125	↓
Quarter ending September 2016	1,052	↓
Quarter ending December 2016	1,160	↑
Quarter ending March 2017	1,138	↓
<b>Variance since March 2016</b>	<b>(3.4%)</b>	<b>↓</b>



### ACTIVITY

Cumulative percentage of contracted UDA delivered 2016 & 2017



### QUALITY

	Quantity	Base Number	Contract	AT	Region	England
% of FP17s for the same patient ID Re-attending within 3 months - Children	0	0	N/A	10.9%	12.0%	12.3%
% of FP17s for the same patient ID Re-attending within 3 months - Adults	64	928	6.9%	15.2%	16.0%	16.7%
% of FP17s for the same patient ID Re-attending between 3 & 9 months - Children	0	0	N/A	61.3%	58.8%	57.6%
% of FP17s for the same patient ID Re-attending between 3 & 9 months - Adults	113	928	12.2%	54.8%	51.2%	50.1%
% of FP17s for Band 1 Urgent Courses	75	864	8.7%	7.0%	8.0%	9.1%
% of FP17s Relating to Free Repair or Replacements	0	864	0.0%	0.8%	0.8%	0.8%
% of FP17s Relating to Continuations	0	864	0.0%	1.6%	1.2%	1.2%
% of Patients satisfied with the dentistry they have received	0	0	N/A	92.3%	92.7%	92.8%
% of Patients satisfied with the time they had to wait for an appointment	0	0	N/A	88.0%	89.1%	88.7%

\* This is based on patients treated on this contract for their most recent course of treatment. Figures in italics indicate the base number of FP17s or Patient Questionnaire responses are less than 100. N/A is shown where the base number of responses is less than 10 during the period. % is calculated as Quantity/Base number\*100

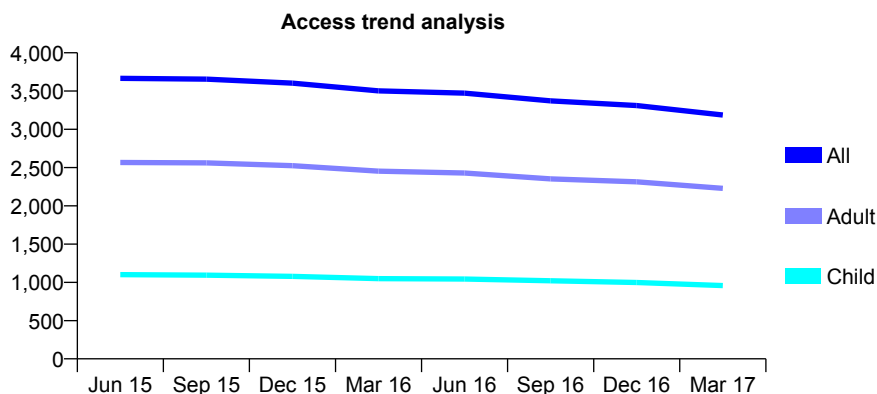
## Q55 - Vital Signs At a Glance Contract Report for 113883/0001 - Year end March 2017

Name or company name	Aesthetix Limited
Contract type name	GDS Contract
Purpose of contract	General
Contract start date	01/12/2012
Contract end date	

16/17 Contracted general activity (UDA)	9,555
Carry forward general activity (UDA)	0
16/17 Contracted orthodontic activity (UOA)	0
Carry forward orthodontic activity (UOA)	0
Baseline contract value	£286,012.00

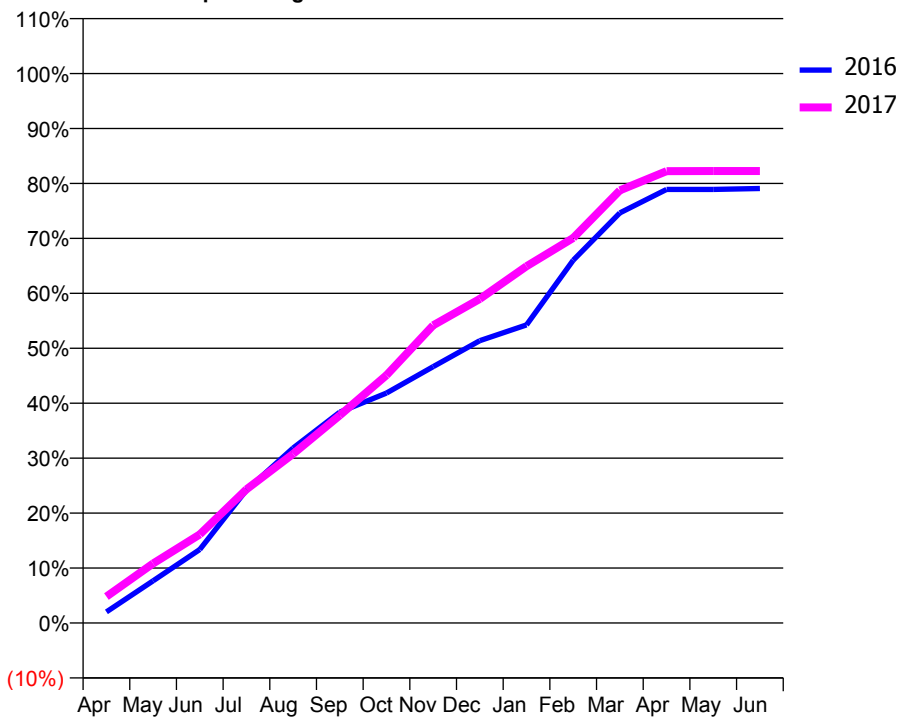
### ACCESS\*

Patients seen in 24 months	Total	Change since previous quarter
Quarter ending March 2016	3,502	
Quarter ending June 2016	3,472	→
Quarter ending September 2016	3,372	↓
Quarter ending December 2016	3,311	↓
Quarter ending March 2017	3,187	↓
<b>Variance since March 2016</b>	<b>(9.0%)</b>	↓



### ACTIVITY

Cumulative percentage of contracted UDA delivered 2016 & 2017



Month	Adjusted Scheduled Activity (UDA)	
	2016	2017
April	194	460
May	734	1,034
June	1,279	1,541
July	2,314	2,324
August	3,044	2,941
September	3,666	3,611
October	3,999	4,309
November	4,458	5,176
December	4,910	5,636
January	5,183	6,203
February	6,308	6,696
March	7,132	7,523
April	7,538	7,858
May	7,538	7,860
June	7,554	7,860

### QUALITY

	Quantity	Base Number	Contract	AT	Region	England
% of FP17s for the same patient ID Re-attending within 3 months - Children	118	1,459	8.1%	10.9%	12.0%	12.3%
% of FP17s for the same patient ID Re-attending within 3 months - Adults	501	3,012	16.6%	15.2%	16.0%	16.7%
% of FP17s for the same patient ID Re-attending between 3 & 9 months - Children	940	1,459	64.4%	61.3%	58.8%	57.6%
% of FP17s for the same patient ID Re-attending between 3 & 9 months - Adults	1,487	3,012	49.4%	54.8%	51.2%	50.1%
% of FP17s for Band 1 Urgent Courses	165	3,877	4.3%	7.0%	8.0%	9.1%
% of FP17s Relating to Free Repair or Replacements	48	3,877	1.2%	0.8%	0.8%	0.8%
% of FP17s Relating to Continuations	154	3,877	4.0%	1.6%	1.2%	1.2%
% of Patients satisfied with the dentistry they have received	3	3	N/A	92.3%	92.7%	92.8%
% of Patients satisfied with the time they had to wait for an appointment	3	3	N/A	88.0%	89.1%	88.7%

\* This is based on patients treated on this contract for their most recent course of treatment. Figures in italics indicate the base number of FP17s or Patient Questionnaire responses are less than 100. N/A is shown where the base number of responses is less than 10 during the period. % is calculated as Quantity/Base number\*100

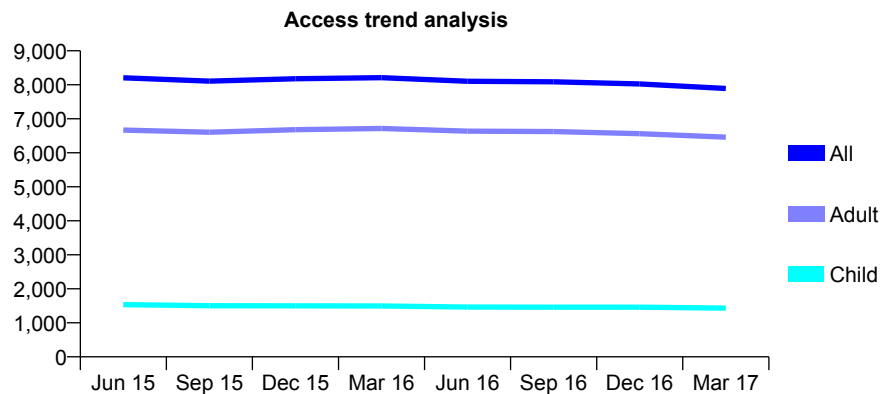
## Q55 - Vital Signs At a Glance Contract Report for 115649/0001 - Year end March 2017

Name or company name	Whitecross Dental Care Ltd
Contract type name	GDS Contract
Purpose of contract	General
Contract start date	01/05/2011
Contract end date	

16/17 Contracted general activity (UDA)	22,225
Carry forward general activity (UDA)	0
16/17 Contracted orthodontic activity (UOA)	0
Carry forward orthodontic activity (UOA)	0
Baseline contract value	£587,018.86

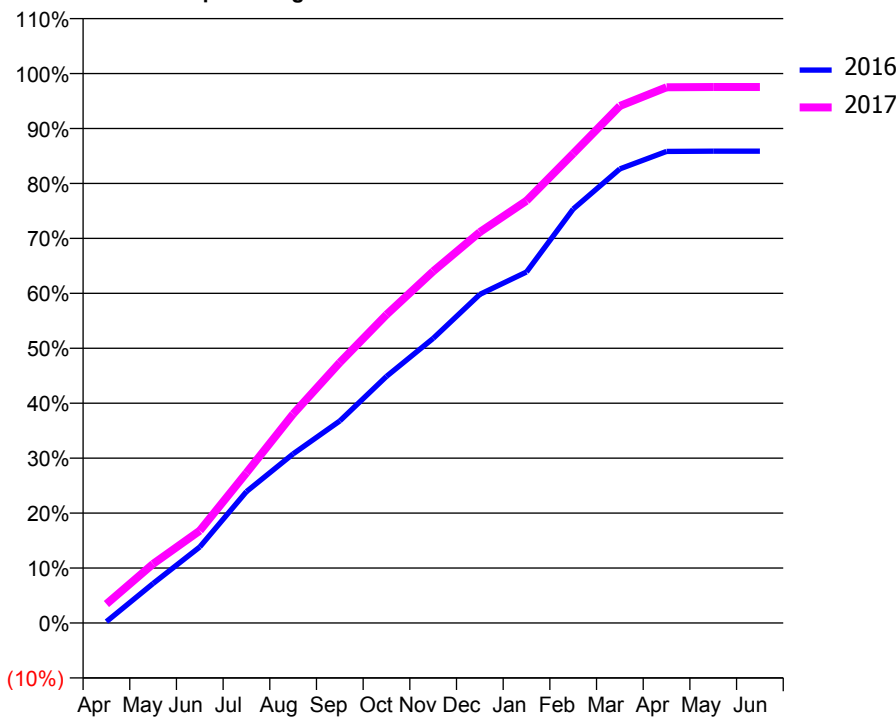
### ACCESS\*

Patients seen in 24 months	Total	Change since previous quarter
Quarter ending March 2016	8,211	
Quarter ending June 2016	8,103	↓
Quarter ending September 2016	8,087	→
Quarter ending December 2016	8,025	→
Quarter ending March 2017	7,893	↓
<b>Variance since March 2016</b>	<b>(3.9%)</b>	<b>↓</b>



### ACTIVITY

Cumulative percentage of contracted UDA delivered 2016 & 2017



Month	Adjusted Scheduled Activity (UDA)	
	2016	2017
April	69	766
May	1,957	2,393
June	3,768	3,737
July	6,508	6,076
August	8,384	8,452
September	10,013	10,537
October	12,221	12,472
November	14,099	14,227
December	16,280	15,812
January	17,393	17,080
February	20,507	18,987
March	22,502	20,915
April	23,365	21,669
May	23,376	21,680
June	23,377	21,680

### QUALITY

	Quantity	Base Number	Contract	AT	Region	England
% of FP17s for the same patient ID Re-attending within 3 months - Children	92	2,055	4.5%	10.9%	12.0%	12.3%
% of FP17s for the same patient ID Re-attending within 3 months - Adults	974	8,776	11.1%	15.2%	16.0%	16.7%
% of FP17s for the same patient ID Re-attending between 3 & 9 months - Children	1,298	2,055	63.2%	61.3%	58.8%	57.6%
% of FP17s for the same patient ID Re-attending between 3 & 9 months - Adults	4,802	8,776	54.7%	54.8%	51.2%	50.1%
% of FP17s for Band 1 Urgent Courses	284	10,773	2.6%	7.0%	8.0%	9.1%
% of FP17s Relating to Free Repair or Replacements	69	10,773	0.6%	0.8%	0.8%	0.8%
% of FP17s Relating to Continuations	361	10,773	3.4%	1.6%	1.2%	1.2%
% of Patients satisfied with the dentistry they have received	6	7	N/A	92.3%	92.7%	92.8%
% of Patients satisfied with the time they had to wait for an appointment	4	7	N/A	88.0%	89.1%	88.7%

\* This is based on patients treated on this contract for their most recent course of treatment. Figures in italics indicate the base number of FP17s or Patient Questionnaire responses are less than 100. N/A is shown where the base number of responses is less than 10 during the period. % is calculated as Quantity/Base number\*100

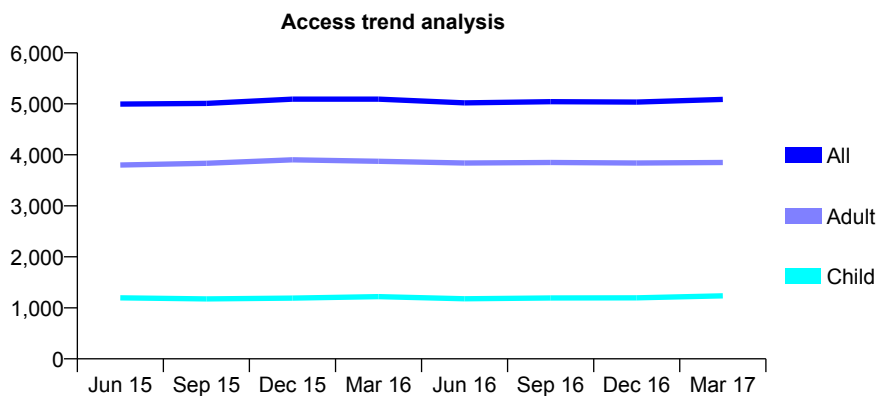
## Q55 - Vital Signs At a Glance Contract Report for 115711/0001 - Year end March 2017

Name or company name	Ishak Practices Limited
Contract type name	GDS Contract
Purpose of contract	General
Contract start date	01/04/2011
Contract end date	

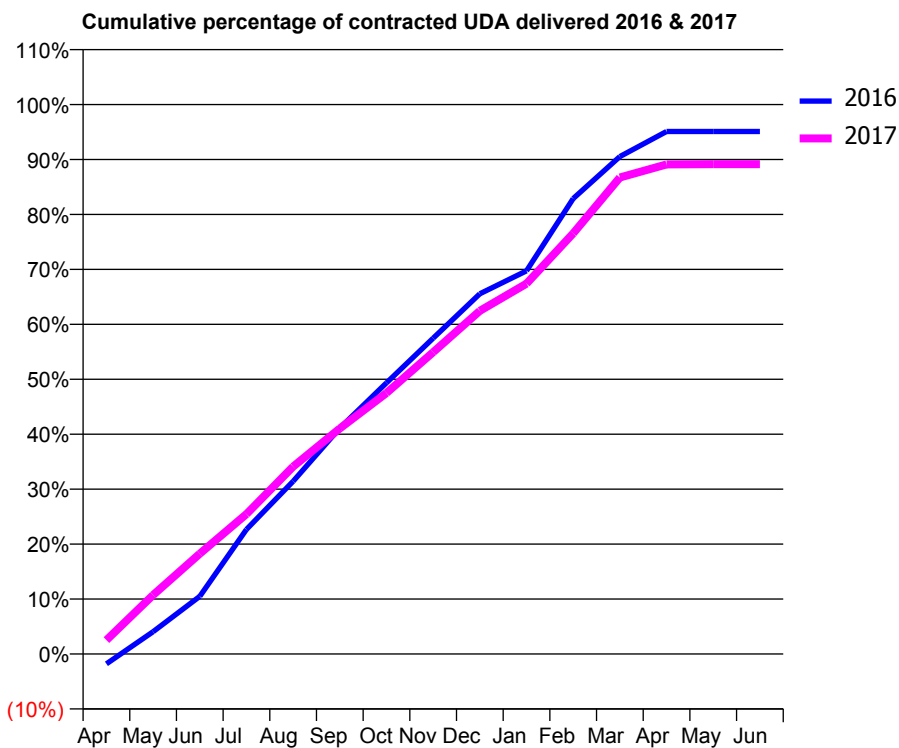
16/17 Contracted general activity (UDA)	16,922
Carry forward general activity (UDA)	0
16/17 Contracted orthodontic activity (UOA)	0
Carry forward orthodontic activity (UOA)	0
Baseline contract value	£396,042.92

### ACCESS\*

Patients seen in 24 months	Total	Change since previous quarter
Quarter ending March 2016	5,091	
Quarter ending June 2016	5,017	↓
Quarter ending September 2016	5,043	→
Quarter ending December 2016	5,035	→
Quarter ending March 2017	5,085	→
<b>Variance since March 2016</b>	<b>(0.1%)</b>	→



### ACTIVITY



Month	Adjusted Scheduled Activity (UDA)	
	2016	2017
April	-305	430
May	687	1,816
June	1,775	3,091
July	3,837	4,310
August	5,320	5,771
September	6,957	6,947
October	8,352	8,040
November	9,728	9,297
December	11,094	10,569
January	11,802	11,404
February	14,024	12,953
March	15,319	14,676
April	16,092	15,075
May	16,092	15,087
June	16,092	15,087

### QUALITY

	Quantity	Base Number	Contract	AT	Region	England
% of FP17s for the same patient ID Re-attending within 3 months - Children	75	1,873	4.0%	10.9%	12.0%	12.3%
% of FP17s for the same patient ID Re-attending within 3 months - Adults	397	5,343	7.4%	15.2%	16.0%	16.7%
% of FP17s for the same patient ID Re-attending between 3 & 9 months - Children	1,256	1,873	67.1%	61.3%	58.8%	57.6%
% of FP17s for the same patient ID Re-attending between 3 & 9 months - Adults	3,416	5,343	63.9%	54.8%	51.2%	50.1%
% of FP17s for Band 1 Urgent Courses	0	7,150	0.0%	7.0%	8.0%	9.1%
% of FP17s Relating to Free Repair or Replacements	39	7,150	0.5%	0.8%	0.8%	0.8%
% of FP17s Relating to Continuations	112	7,150	1.6%	1.6%	1.2%	1.2%
% of Patients satisfied with the dentistry they have received	9	9	N/A	92.3%	92.7%	92.8%
% of Patients satisfied with the time they had to wait for an appointment	9	9	N/A	88.0%	89.1%	88.7%

\* This is based on patients treated on this contract for their most recent course of treatment. Figures in italics indicate the base number of FP17s or Patient Questionnaire responses are less than 100. N/A is shown where the base number of responses is less than 10 during the period. % is calculated as Quantity/Base number\*100

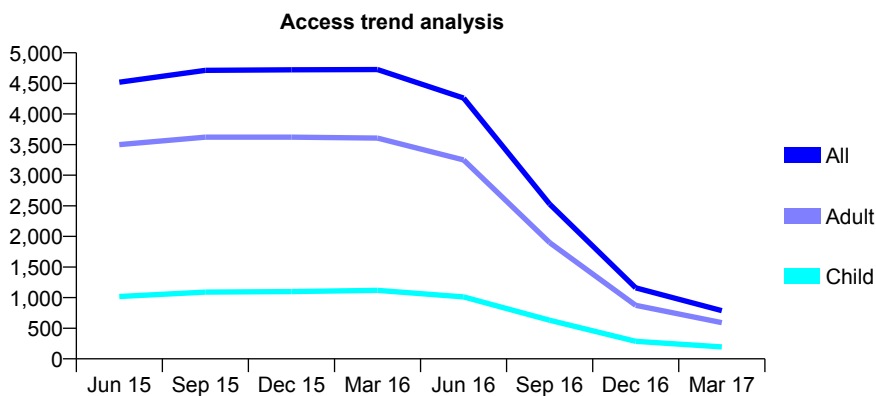
## Q55 - Vital Signs At a Glance Contract Report for 115843/0001 - Year end March 2017

Name or company name	Brimington Dental Practice
Contract type name	GDS Contract
Purpose of contract	General and Orthodontic
Contract start date	01/11/2012
Contract end date	31/05/2016

16/17 Contracted general activity (UDA)	3,285
Carry forward general activity (UDA)	0
16/17 Contracted orthodontic activity (UOA)	96
Carry forward orthodontic activity (UOA)	0
Baseline contract value	£95,302.03

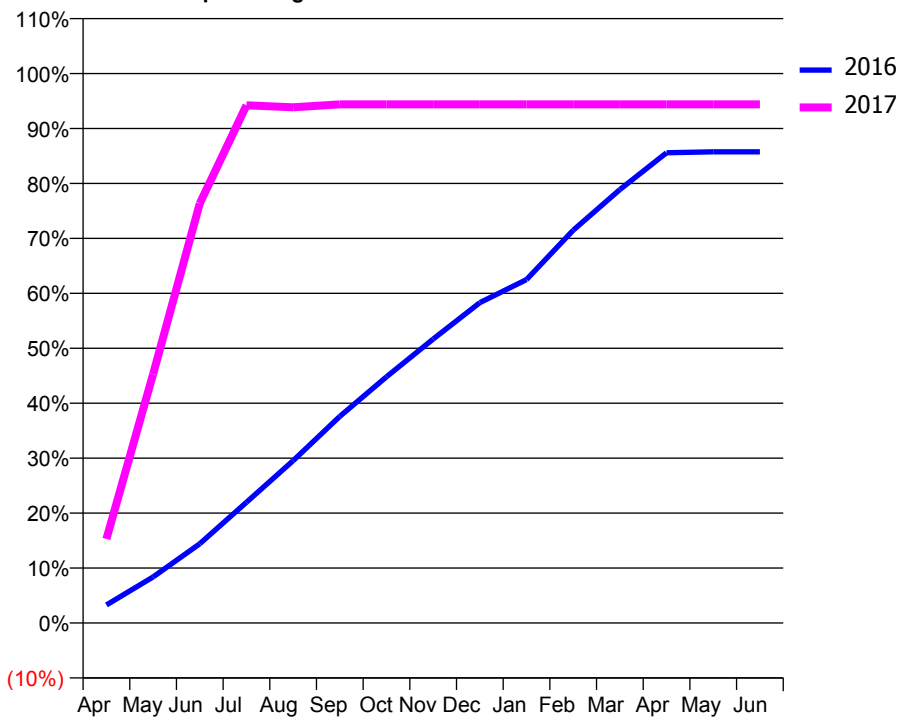
### ACCESS\*

Patients seen in 24 months	Total	Change since previous quarter
Quarter ending March 2016	4,726	
Quarter ending June 2016	4,261	↓
Quarter ending September 2016	2,529	↓
Quarter ending December 2016	1,161	↓
Quarter ending March 2017	787	↓
<b>Variance since March 2016</b>	<b>(83.3%)</b>	↓



### ACTIVITY

Cumulative percentage of contracted UDA delivered 2016 & 2017



Adjusted Scheduled Activity (UDA)

Month	2016	2017
April	650	503
May	1,651	1,488
June	2,843	2,508
July	4,332	3,095
August	5,825	3,083
September	7,411	3,100
October	8,834	3,100
November	10,184	3,100
December	11,490	3,100
January	12,320	3,100
February	14,087	3,100
March	15,544	3,100
April	16,868	3,100
May	16,899	3,100
June	16,902	3,100

### QUALITY

	Quantity	Base Number	Contract	AT	Region	England
% of FP17s for the same patient ID Re-attending within 3 months - Children	171	600	28.5%	10.9%	12.0%	12.3%
% of FP17s for the same patient ID Re-attending within 3 months - Adults	174	1,588	11.0%	15.2%	16.0%	16.7%
% of FP17s for the same patient ID Re-attending between 3 & 9 months - Children	324	600	54.0%	61.3%	58.8%	57.6%
% of FP17s for the same patient ID Re-attending between 3 & 9 months - Adults	1,186	1,588	74.7%	54.8%	51.2%	50.1%
% of FP17s for Band 1 Urgent Courses	92	1,458	6.3%	7.0%	8.0%	9.1%
% of FP17s Relating to Free Repair or Replacements	5	1,458	0.3%	0.8%	0.8%	0.8%
% of FP17s Relating to Continuations	4	1,458	0.3%	1.6%	1.2%	1.2%
% of Patients satisfied with the dentistry they have received	2	2	N/A	92.3%	92.7%	92.8%
% of Patients satisfied with the time they had to wait for an appointment	2	2	N/A	88.0%	89.1%	88.7%

\* This is based on patients treated on this contract for their most recent course of treatment. Figures in italics indicate the base number of FP17s or Patient Questionnaire responses are less than 100. N/A is shown where the base number of responses is less than 10 during the period. % is calculated as Quantity/Base number\*100



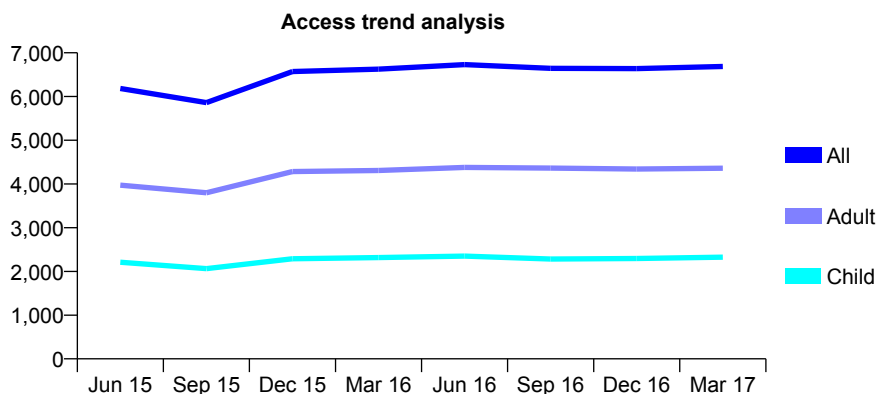
## Q55 - Vital Signs At a Glance Contract Report for 116114/0001 - Year end March 2017

Name or company name	Rise Park Dental Practice
Contract type name	GDS Contract
Purpose of contract	General
Contract start date	01/04/2010
Contract end date	

16/17 Contracted general activity (UDA)	16,916
Carry forward general activity (UDA)	-338
16/17 Contracted orthodontic activity (UOA)	0
Carry forward orthodontic activity (UOA)	0
Baseline contract value	£383,524.09

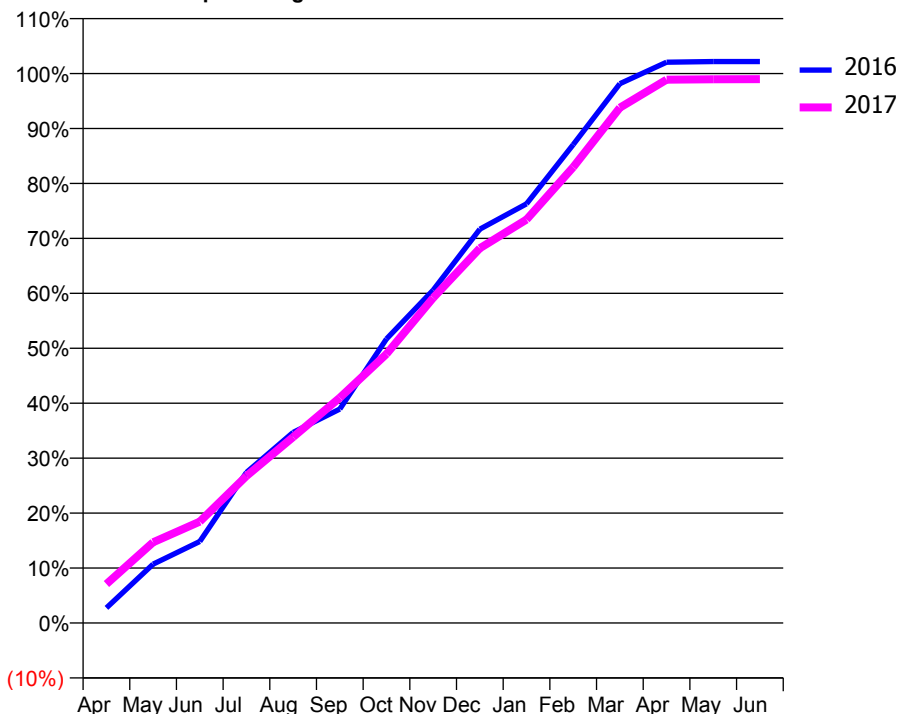
### ACCESS\*

Patients seen in 24 months	Total	Change since previous quarter
Quarter ending March 2016	6,625	
Quarter ending June 2016	6,729	→
Quarter ending September 2016	6,646	↓
Quarter ending December 2016	6,638	→
Quarter ending March 2017	6,687	→
<b>Variance since March 2016</b>	<b>0.9%</b>	<b>→</b>



### ACTIVITY

Cumulative percentage of contracted UDA delivered 2016 & 2017



Adjusted Scheduled Activity (UDA)

Month	2016	2017
April	465	1,201
May	1,812	2,486
June	2,512	3,121
July	4,636	4,527
August	5,866	5,725
September	6,588	6,936
October	8,745	8,283
November	10,249	10,010
December	12,125	11,539
January	12,905	12,421
February	14,726	14,034
March	16,604	15,863
April	17,266	16,726
May	17,285	16,739
June	17,286	16,742

### QUALITY

	Quantity	Base Number	Contract	AT	Region	England
% of FP17s for the same patient ID Re-attending within 3 months - Children	184	3,133	5.9%	10.9%	12.0%	12.3%
% of FP17s for the same patient ID Re-attending within 3 months - Adults	477	4,880	9.8%	15.2%	16.0%	16.7%
% of FP17s for the same patient ID Re-attending between 3 & 9 months - Children	1,797	3,133	57.4%	61.3%	58.8%	57.6%
% of FP17s for the same patient ID Re-attending between 3 & 9 months - Adults	2,324	4,880	47.6%	54.8%	51.2%	50.1%
% of FP17s for Band 1 Urgent Courses	275	8,065	3.4%	7.0%	8.0%	9.1%
% of FP17s Relating to Free Repair or Replacements	46	8,065	0.6%	0.8%	0.8%	0.8%
% of FP17s Relating to Continuations	147	8,065	1.8%	1.6%	1.2%	1.2%
% of Patients satisfied with the dentistry they have received	6	6	N/A	92.3%	92.7%	92.8%
% of Patients satisfied with the time they had to wait for an appointment	4	6	N/A	88.0%	89.1%	88.7%

\* This is based on patients treated on this contract for their most recent course of treatment. Figures in italics indicate the base number of FP17s or Patient Questionnaire responses are less than 100. N/A is shown where the base number of responses is less than 10 during the period. % is calculated as Quantity/Base number\*100

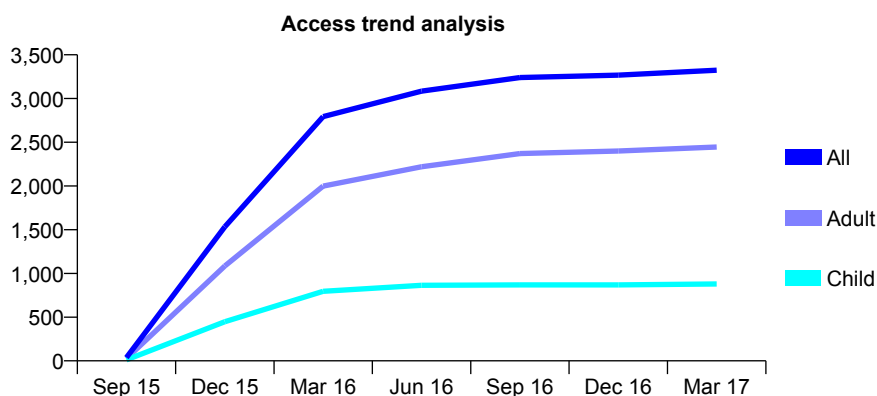
## Q55 - Vital Signs At a Glance Contract Report for 116386/0001 - Year end March 2017

Name or company name	Apex Dental Care Dronfield Partnership
Contract type name	GDS Contract
Purpose of contract	General and Orthodontic
Contract start date	01/05/2015
Contract end date	

16/17 Contracted general activity (UDA)	10,201
Carry forward general activity (UDA)	109
16/17 Contracted orthodontic activity (UOA)	105
Carry forward orthodontic activity (UOA)	0
Baseline contract value	£262,038.66

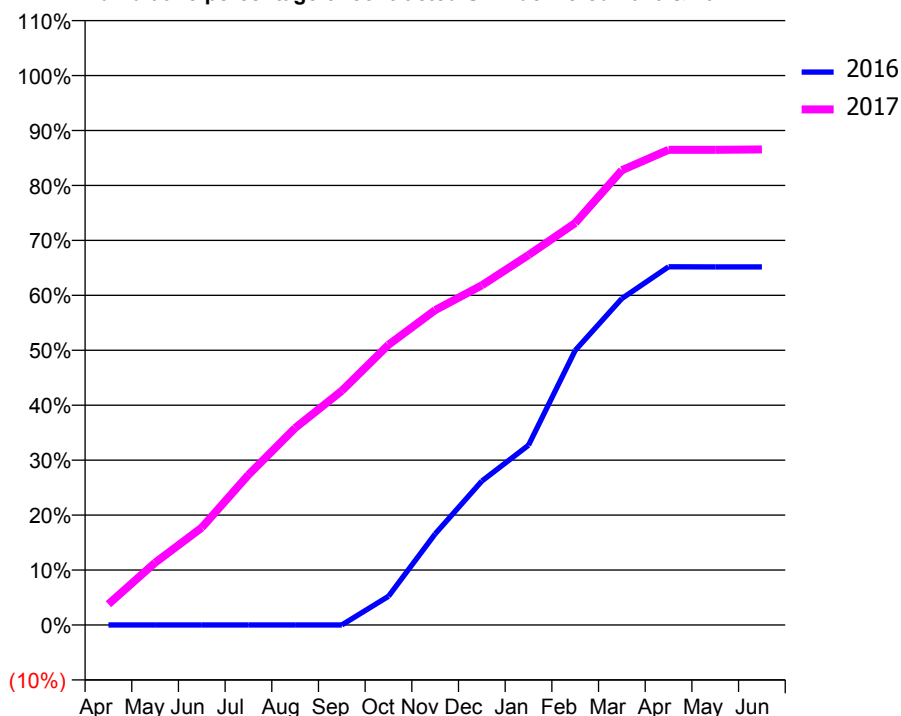
### ACCESS\*

Patients seen in 24 months	Total	Change since previous quarter
Quarter ending March 2016	2,793	
Quarter ending June 2016	3,084	↑
Quarter ending September 2016	3,240	↑
Quarter ending December 2016	3,268	→
Quarter ending March 2017	3,324	→
<b>Variance since March 2016</b>	<b>19.0%</b>	<b>↑</b>



### ACTIVITY

Cumulative percentage of contracted UDA delivered 2016 & 2017



Adjusted Scheduled Activity (UDA)

Month	2016	2017
April	0	386
May	0	1,158
June	0	1,807
July	0	2,788
August	0	3,658
September	0	4,349
October	490	5,202
November	1,552	5,845
December	2,452	6,307
January	3,064	6,869
February	4,680	7,463
March	5,565	8,443
April	6,105	8,821
May	6,103	8,821
June	6,103	8,829

### QUALITY

	Quantity	Base Number	Contract	AT	Region	England
% of FP17s for the same patient ID Re-attending within 3 months - Children	86	1,743	4.9%	10.9%	12.0%	12.3%
% of FP17s for the same patient ID Re-attending within 3 months - Adults	547	4,186	13.1%	15.2%	16.0%	16.7%
% of FP17s for the same patient ID Re-attending between 3 & 9 months - Children	1,340	1,743	76.9%	61.3%	58.8%	57.6%
% of FP17s for the same patient ID Re-attending between 3 & 9 months - Adults	2,735	4,186	65.3%	54.8%	51.2%	50.1%
% of FP17s for Band 1 Urgent Courses	456	5,716	8.0%	7.0%	8.0%	9.1%
% of FP17s Relating to Free Repair or Replacements	30	5,716	0.5%	0.8%	0.8%	0.8%
% of FP17s Relating to Continuations	9	5,716	0.2%	1.6%	1.2%	1.2%
% of Patients satisfied with the dentistry they have received	11	11	100.0%	92.3%	92.7%	92.8%
% of Patients satisfied with the time they had to wait for an appointment	10	11	90.9%	88.0%	89.1%	88.7%

\* This is based on patients treated on this contract for their most recent course of treatment. Figures in italics indicate the base number of FP17s or Patient Questionnaire responses are less than 100. N/A is shown where the base number of responses is less than 10 during the period. % is calculated as Quantity/Base number\*100

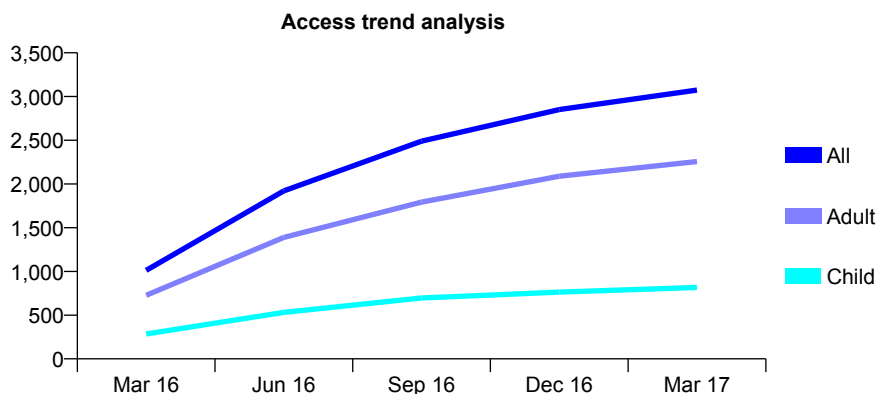
## Q55 - Vital Signs At a Glance Contract Report for 117153/0001 - Year end March 2017

Name or company name	Woodthorpe Dental Care
Contract type name	GDS Contract
Purpose of contract	General
Contract start date	24/12/2015
Contract end date	

16/17 Contracted general activity (UDA)	8,991
Carry forward general activity (UDA)	0
16/17 Contracted orthodontic activity (UOA)	0
Carry forward orthodontic activity (UOA)	0
Baseline contract value	£212,610.11

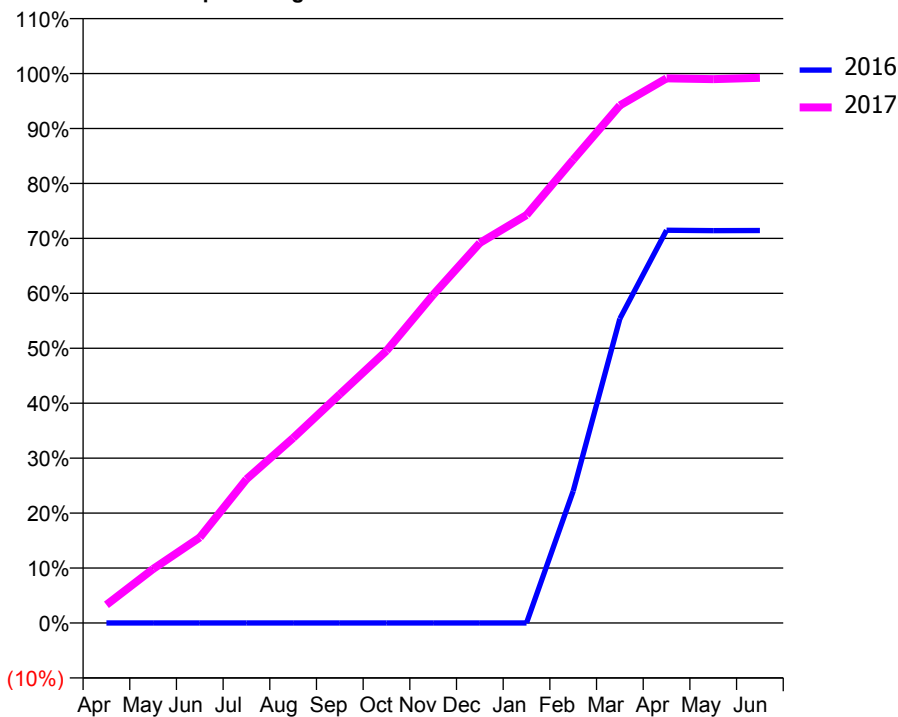
### ACCESS\*

Patients seen in 24 months	Total	Change since previous quarter
Quarter ending March 2016	1,012	
Quarter ending June 2016	1,921	↑
Quarter ending September 2016	2,489	↑
Quarter ending December 2016	2,851	↑
Quarter ending March 2017	3,073	↑
<b>Variance since March 2016</b>	<b>203.7%</b>	<b>↑</b>



### ACTIVITY

Cumulative percentage of contracted UDA delivered 2016 & 2017



Month	Adjusted Scheduled Activity (UDA)	
	2016	2017
April	0	297
May	0	886
June	0	1,401
July	0	2,353
August	0	3,027
September	0	3,743
October	0	4,454
November	0	5,371
December	0	6,220
January	0	6,676
February	584	7,580
March	1,347	8,468
April	1,738	8,913
May	1,736	8,898
June	1,737	8,920

### QUALITY

	Quantity	Base Number	Contract	AT	Region	England
% of FP17s for the same patient ID Re-attending within 3 months - Children	91	1,328	6.9%	10.9%	12.0%	12.3%
% of FP17s for the same patient ID Re-attending within 3 months - Adults	440	3,670	12.0%	15.2%	16.0%	16.7%
% of FP17s for the same patient ID Re-attending between 3 & 9 months - Children	546	1,328	41.1%	61.3%	58.8%	57.6%
% of FP17s for the same patient ID Re-attending between 3 & 9 months - Adults	1,467	3,670	40.0%	54.8%	51.2%	50.1%
% of FP17s for Band 1 Urgent Courses	384	4,997	7.7%	7.0%	8.0%	9.1%
% of FP17s Relating to Free Repair or Replacements	16	4,997	0.3%	0.8%	0.8%	0.8%
% of FP17s Relating to Continuations	4	4,997	0.1%	1.6%	1.2%	1.2%
% of Patients satisfied with the dentistry they have received	5	5	N/A	92.3%	92.7%	92.8%
% of Patients satisfied with the time they had to wait for an appointment	4	5	N/A	88.0%	89.1%	88.7%

\* This is based on patients treated on this contract for their most recent course of treatment. Figures in italics indicate the base number of FP17s or Patient Questionnaire responses are less than 100. N/A is shown where the base number of responses is less than 10 during the period. % is calculated as Quantity/Base number\*100

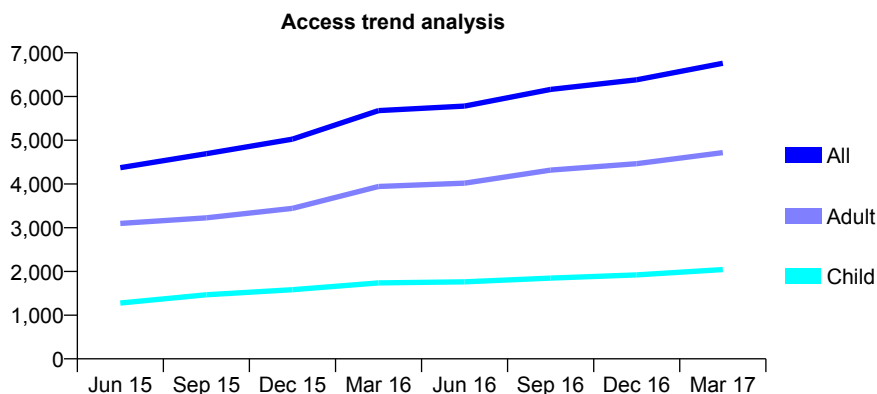
## Q55 - Vital Signs At a Glance Contract Report for 117897/0001 - Year end March 2017

Name or company name	Dove Dental Care Ltd
Contract type name	GDS Contract
Purpose of contract	General
Contract start date	01/10/2009
Contract end date	

16/17 Contracted general activity (UDA)	28,030
Carry forward general activity (UDA)	-441
16/17 Contracted orthodontic activity (UOA)	0
Carry forward orthodontic activity (UOA)	0
Baseline contract value	£697,305.09

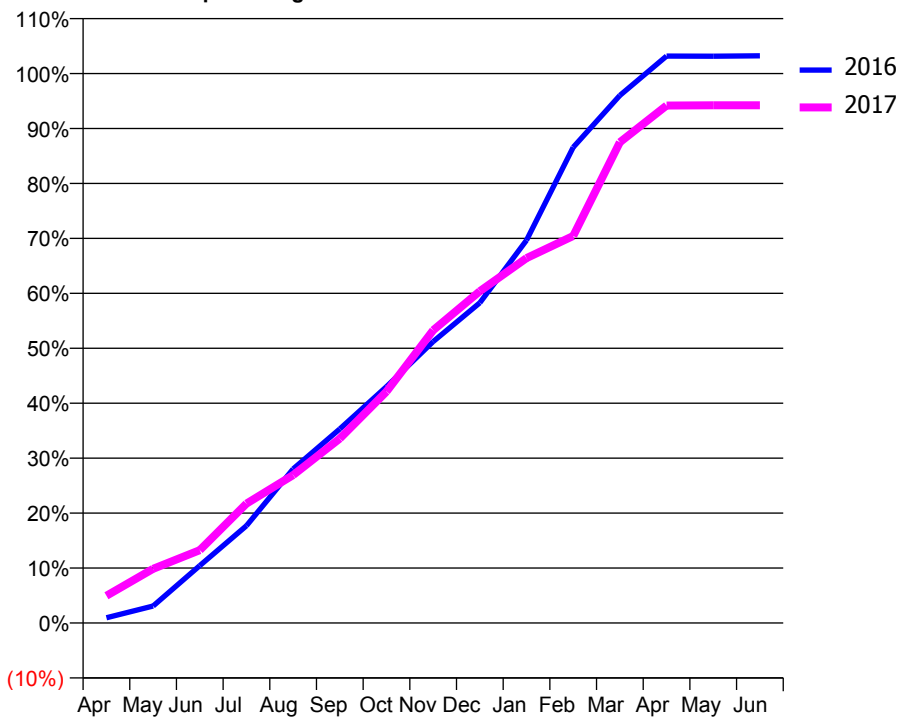
### ACCESS\*

Patients seen in 24 months	Total	Change since previous quarter
Quarter ending March 2016	5,679	
Quarter ending June 2016	5,780	→
Quarter ending September 2016	6,162	↑
Quarter ending December 2016	6,382	↑
Quarter ending March 2017	6,760	↑
<b>Variance since March 2016</b>	<b>19.0%</b>	<b>↑</b>



### ACTIVITY

Cumulative percentage of contracted UDA delivered 2016 & 2017



Month	Adjusted Scheduled Activity (UDA)	
	2016	2017
April	213	1,390
May	681	2,766
June	2,299	3,714
July	3,900	6,089
August	6,175	7,544
September	7,781	9,409
October	9,475	11,802
November	11,285	14,934
December	12,838	16,927
January	15,345	18,612
February	19,072	19,744
March	21,152	24,522
April	22,731	26,398
May	22,724	26,409
June	22,737	26,407

### QUALITY

	Quantity	Base Number	Contract	AT	Region	England
% of FP17s for the same patient ID Re-attending within 3 months - Children	562	3,720	15.1%	10.9%	12.0%	12.3%
% of FP17s for the same patient ID Re-attending within 3 months - Adults	1,569	7,695	20.4%	15.2%	16.0%	16.7%
% of FP17s for the same patient ID Re-attending between 3 & 9 months - Children	2,107	3,720	56.6%	61.3%	58.8%	57.6%
% of FP17s for the same patient ID Re-attending between 3 & 9 months - Adults	4,215	7,695	54.8%	54.8%	51.2%	50.1%
% of FP17s for Band 1 Urgent Courses	769	11,445	6.7%	7.0%	8.0%	9.1%
% of FP17s Relating to Free Repair or Replacements	106	11,445	0.9%	0.8%	0.8%	0.8%
% of FP17s Relating to Continuations	34	11,445	0.3%	1.6%	1.2%	1.2%
% of Patients satisfied with the dentistry they have received	9	12	75.0%	92.3%	92.7%	92.8%
% of Patients satisfied with the time they had to wait for an appointment	10	12	83.3%	88.0%	89.1%	88.7%

\* This is based on patients treated on this contract for their most recent course of treatment. Figures in italics indicate the base number of FP17s or Patient Questionnaire responses are less than 100. N/A is shown where the base number of responses is less than 10 during the period. % is calculated as Quantity/Base number\*100

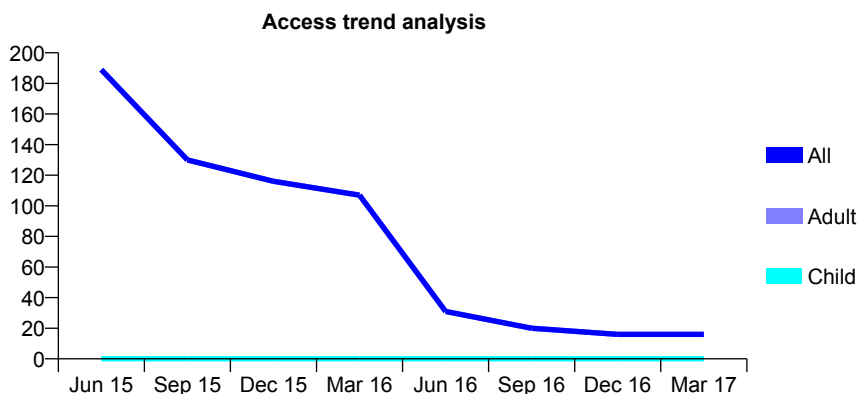
## Q55 - Vital Signs At a Glance Contract Report for 118141/0001 - Year end March 2017

Name or company name	HM Prison Service Lowdham Grange
Contract type name	PDS Contract
Purpose of contract	General
Contract start date	01/04/2006
Contract end date	31/03/2021

16/17 Contracted general activity (UDA)	670
Carry forward general activity (UDA)	0
16/17 Contracted orthodontic activity (UOA)	0
Carry forward orthodontic activity (UOA)	0
Baseline contract value	£21,846.24

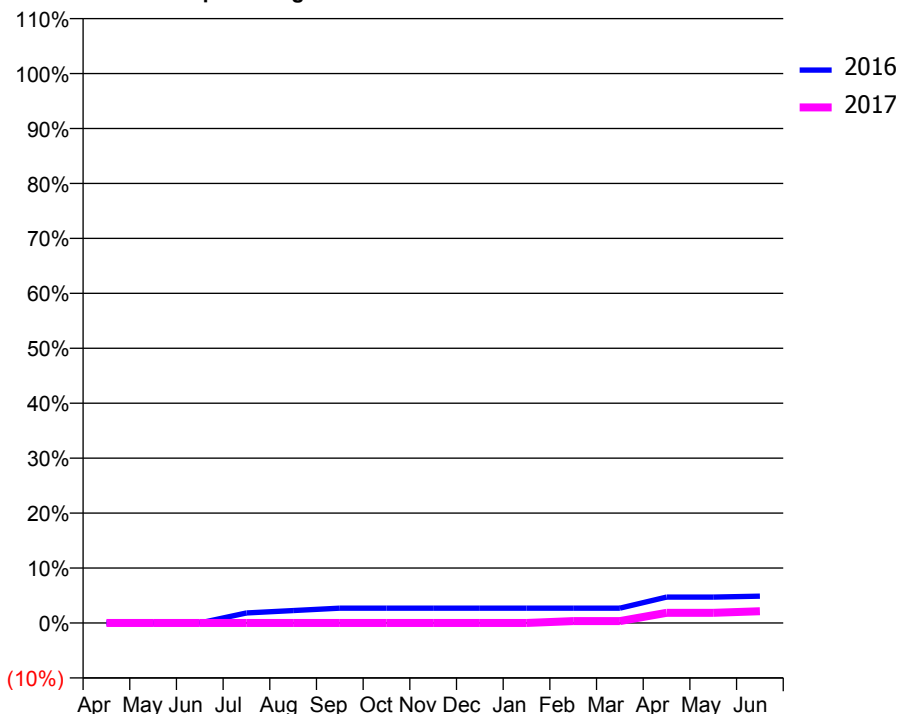
### ACCESS\*

Patients seen in 24 months	Total	Change since previous quarter
Quarter ending March 2016	107	
Quarter ending June 2016	31	↓
Quarter ending September 2016	20	↓
Quarter ending December 2016	16	↓
Quarter ending March 2017	16	→
<b>Variance since March 2016</b>	<b>(85.0%)</b>	<b>↓</b>



### ACTIVITY

Cumulative percentage of contracted UDA delivered 2016 & 2017



Month	Adjusted Scheduled Activity (UDA)	
	2016	2017
April	0	0
May	0	0
June	0	0
July	12	0
August	15	0
September	18	0
October	18	0
November	18	0
December	18	0
January	18	0
February	18	2
March	18	2
April	32	12
May	32	12
June	33	14

### QUALITY

	Quantity	Base Number	Contract	AT	Region	England
% of FP17s for the same patient ID Re-attending within 3 months - Children	0	0	N/A	10.9%	12.0%	12.3%
% of FP17s for the same patient ID Re-attending within 3 months - Adults	0	14	0.0%	15.2%	16.0%	16.7%
% of FP17s for the same patient ID Re-attending between 3 & 9 months - Children	0	0	N/A	61.3%	58.8%	57.6%
% of FP17s for the same patient ID Re-attending between 3 & 9 months - Adults	0	14	0.0%	54.8%	51.2%	50.1%
% of FP17s for Band 1 Urgent Courses	2	10	20.0%	7.0%	8.0%	9.1%
% of FP17s Relating to Free Repair or Replacements	0	10	0.0%	0.8%	0.8%	0.8%
% of FP17s Relating to Continuations	0	10	0.0%	1.6%	1.2%	1.2%
% of Patients satisfied with the dentistry they have received	0	0	N/A	92.3%	92.7%	92.8%
% of Patients satisfied with the time they had to wait for an appointment	0	0	N/A	88.0%	89.1%	88.7%

\* This is based on patients treated on this contract for their most recent course of treatment. Figures in italics indicate the base number of FP17s or Patient Questionnaire responses are less than 100. N/A is shown where the base number of responses is less than 10 during the period. % is calculated as Quantity/Base number\*100

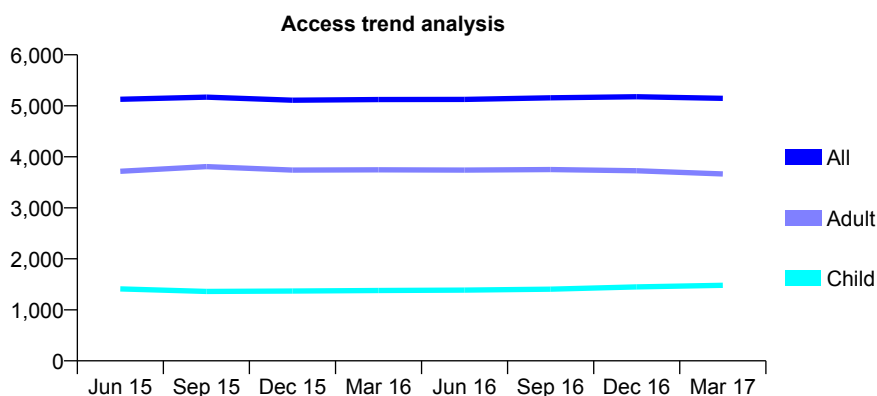
## Q55 - Vital Signs At a Glance Contract Report for 118389/0004 - Year end March 2017

Name or company name	Ishak Practices Limited
Contract type name	PDS Plus Contract
Purpose of contract	General
Contract start date	01/04/2011
Contract end date	31/03/2017

16/17 Contracted general activity (UDA)	19,000
Carry forward general activity (UDA)	0
16/17 Contracted orthodontic activity (UOA)	0
Carry forward orthodontic activity (UOA)	0
Baseline contract value	£533,797.83

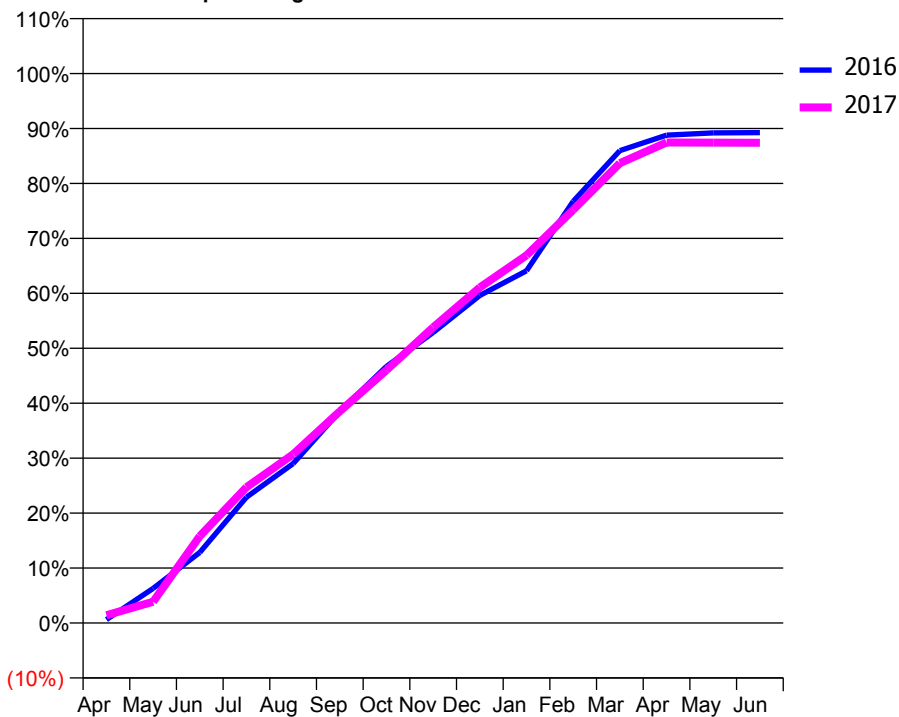
### ACCESS\*

Patients seen in 24 months	Total	Change since previous quarter
Quarter ending March 2016	5,124	
Quarter ending June 2016	5,126	→
Quarter ending September 2016	5,157	→
Quarter ending December 2016	5,178	→
Quarter ending March 2017	5,146	→
<b>Variance since March 2016</b>	<b>0.4%</b>	<b>→</b>



### ACTIVITY

Cumulative percentage of contracted UDA delivered 2016 & 2017



Month	Adjusted Scheduled Activity (UDA)	
	2016	2017
April	119	268
May	1,195	737
June	2,442	3,002
July	4,352	4,698
August	5,513	5,835
September	7,321	7,320
October	8,873	8,744
November	10,043	10,222
December	11,324	11,604
January	12,181	12,715
February	14,580	14,287
March	16,333	15,901
April	16,869	16,613
May	16,946	16,609
June	16,958	16,604

### QUALITY

	Quantity	Base Number	Contract	AT	Region	England
% of FP17s for the same patient ID Re-attending within 3 months - Children	145	1,958	7.4%	10.9%	12.0%	12.3%
% of FP17s for the same patient ID Re-attending within 3 months - Adults	669	4,419	15.1%	15.2%	16.0%	16.7%
% of FP17s for the same patient ID Re-attending between 3 & 9 months - Children	1,039	1,958	53.1%	61.3%	58.8%	57.6%
% of FP17s for the same patient ID Re-attending between 3 & 9 months - Adults	2,139	4,419	48.4%	54.8%	51.2%	50.1%
% of FP17s for Band 1 Urgent Courses	554	6,392	8.7%	7.0%	8.0%	9.1%
% of FP17s Relating to Free Repair or Replacements	36	6,392	0.6%	0.8%	0.8%	0.8%
% of FP17s Relating to Continuations	90	6,392	1.4%	1.6%	1.2%	1.2%
% of Patients satisfied with the dentistry they have received	7	9	N/A	92.3%	92.7%	92.8%
% of Patients satisfied with the time they had to wait for an appointment	6	9	N/A	88.0%	89.1%	88.7%

\* This is based on patients treated on this contract for their most recent course of treatment. Figures in italics indicate the base number of FP17s or Patient Questionnaire responses are less than 100. N/A is shown where the base number of responses is less than 10 during the period. % is calculated as Quantity/Base number\*100

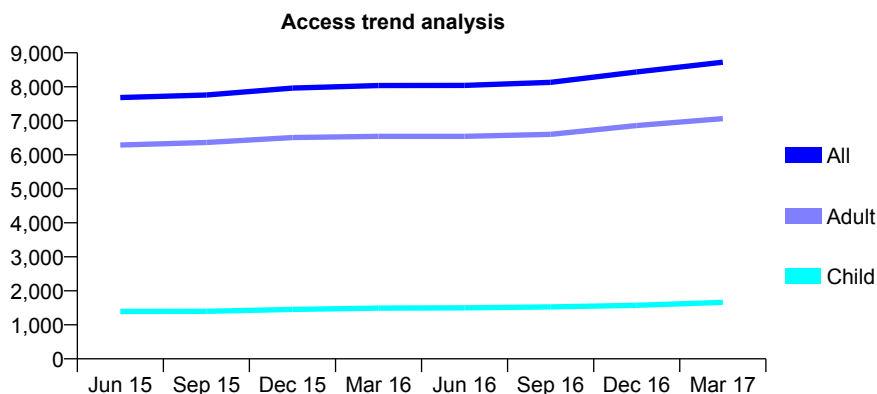
## Q55 - Vital Signs At a Glance Contract Report for 118885/0001 - Year end March 2017

Name or company name	Sherwood Dental Centre
Contract type name	GDS Contract
Purpose of contract	General
Contract start date	01/04/2006
Contract end date	

16/17 Contracted general activity (UDA)	28,155
Carry forward general activity (UDA)	-237
16/17 Contracted orthodontic activity (UOA)	0
Carry forward orthodontic activity (UOA)	0
Baseline contract value	£520,602.73

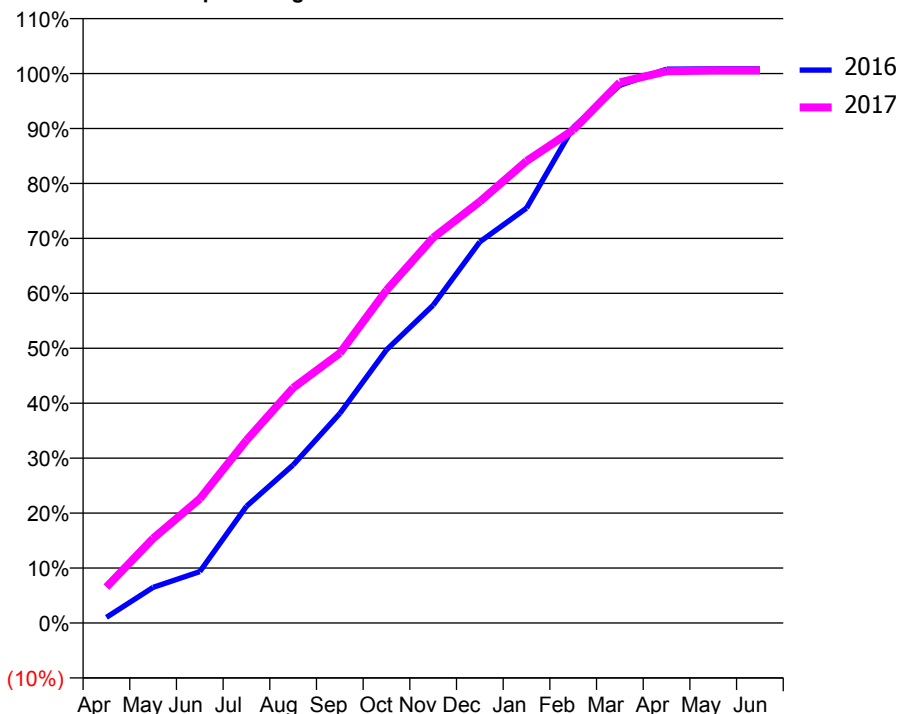
### ACCESS\*

Patients seen in 24 months	Total	Change since previous quarter
Quarter ending March 2016	8,037	
Quarter ending June 2016	8,043	→
Quarter ending September 2016	8,130	→
Quarter ending December 2016	8,437	↑
Quarter ending March 2017	8,724	↑
<b>Variance since March 2016</b>	<b>8.5%</b>	<b>↑</b>



### ACTIVITY

Cumulative percentage of contracted UDA delivered 2016 & 2017



Month	Adjusted Scheduled Activity (UDA)	
	2016	2017
April	289	1,840
May	1,825	4,335
June	2,631	6,363
July	5,980	9,363
August	8,102	12,051
September	10,735	13,824
October	13,993	17,050
November	16,286	19,742
December	19,528	21,592
January	21,257	23,671
February	25,391	25,265
March	27,548	27,705
April	28,375	28,269
May	28,392	28,308
June	28,392	28,309

### QUALITY

	Quantity	Base Number	Contract	AT	Region	England
% of FP17s for the same patient ID Re-attending within 3 months - Children	225	2,718	8.3%	10.9%	12.0%	12.3%
% of FP17s for the same patient ID Re-attending within 3 months - Adults	954	9,408	10.1%	15.2%	16.0%	16.7%
% of FP17s for the same patient ID Re-attending between 3 & 9 months - Children	1,701	2,718	62.6%	61.3%	58.8%	57.6%
% of FP17s for the same patient ID Re-attending between 3 & 9 months - Adults	5,727	9,408	60.9%	54.8%	51.2%	50.1%
% of FP17s for Band 1 Urgent Courses	547	12,031	4.5%	7.0%	8.0%	9.1%
% of FP17s Relating to Free Repair or Replacements	85	12,031	0.7%	0.8%	0.8%	0.8%
% of FP17s Relating to Continuations	17	12,031	0.1%	1.6%	1.2%	1.2%
% of Patients satisfied with the dentistry they have received	20	23	87.0%	92.3%	92.7%	92.8%
% of Patients satisfied with the time they had to wait for an appointment	23	23	100.0%	88.0%	89.1%	88.7%

\* This is based on patients treated on this contract for their most recent course of treatment. Figures in italics indicate the base number of FP17s or Patient Questionnaire responses are less than 100. N/A is shown where the base number of responses is less than 10 during the period. % is calculated as Quantity/Base number\*100



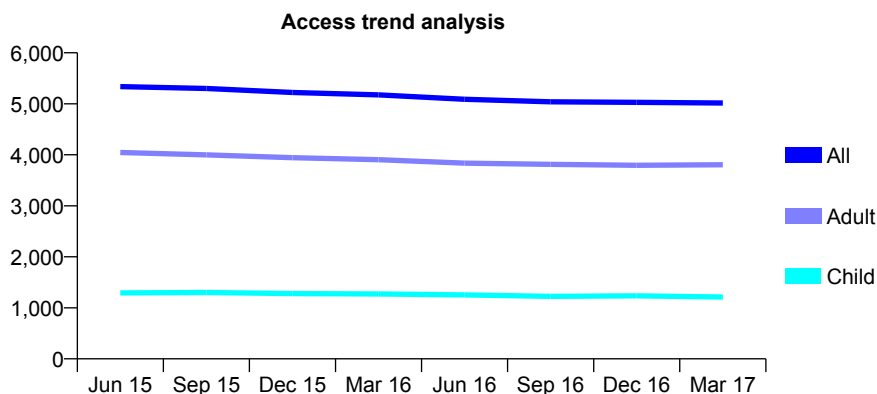
## Q55 - Vital Signs At a Glance Contract Report for 119091/0002 - Year end March 2017

Name or company name	TLC 4 Smiles Ltd.
Contract type name	PDS Contract
Purpose of contract	General
Contract start date	15/02/2010
Contract end date	14/02/2020

16/17 Contracted general activity (UDA)	14,674
Carry forward general activity (UDA)	95
16/17 Contracted orthodontic activity (UOA)	0
Carry forward orthodontic activity (UOA)	0
Baseline contract value	£478,315.84

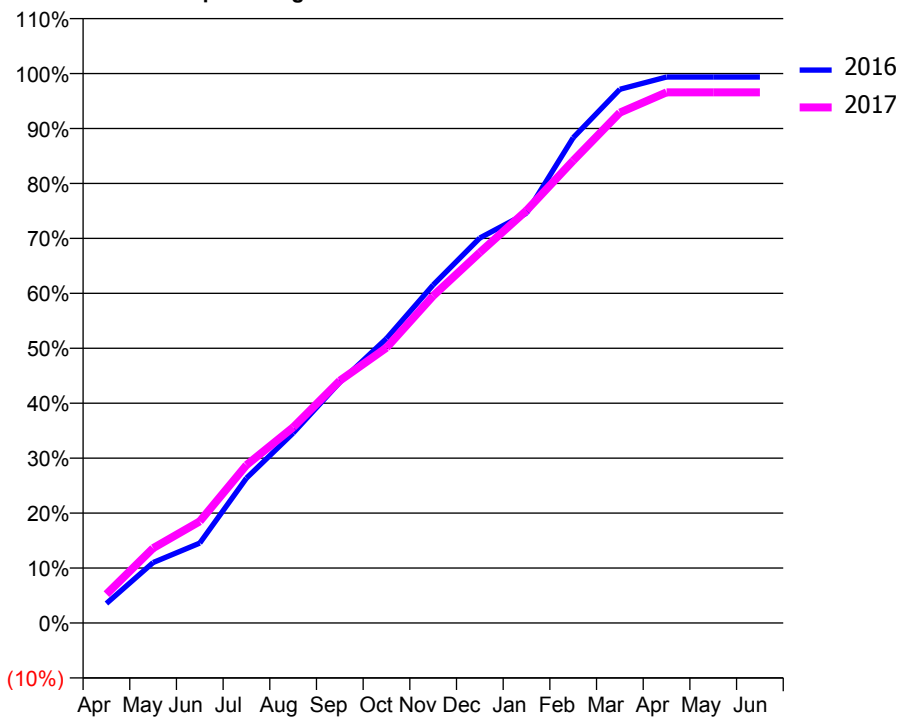
### ACCESS\*

Patients seen in 24 months	Total	Change since previous quarter
Quarter ending March 2016	5,176	
Quarter ending June 2016	5,090	↓
Quarter ending September 2016	5,038	↓
Quarter ending December 2016	5,028	→
Quarter ending March 2017	5,016	→
<b>Variance since March 2016</b>	<b>(3.1%)</b>	<b>↓</b>



### ACTIVITY

Cumulative percentage of contracted UDA delivered 2016 & 2017



Adjusted Scheduled Activity (UDA)

Month	2016	2017
April	522	770
May	1,614	1,998
June	2,135	2,715
July	3,870	4,217
August	5,072	5,227
September	6,428	6,473
October	7,599	7,351
November	9,029	8,736
December	10,282	9,893
January	10,946	11,015
February	12,961	12,348
March	14,252	13,630
April	14,579	14,169
May	14,579	14,169
June	14,579	14,169

### QUALITY

	Quantity	Base Number	Contract	AT	Region	England
% of FP17s for the same patient ID Re-attending within 3 months - Children	71	1,885	3.8%	10.9%	12.0%	12.3%
% of FP17s for the same patient ID Re-attending within 3 months - Adults	636	5,740	11.1%	15.2%	16.0%	16.7%
% of FP17s for the same patient ID Re-attending between 3 & 9 months - Children	1,315	1,885	69.8%	61.3%	58.8%	57.6%
% of FP17s for the same patient ID Re-attending between 3 & 9 months - Adults	3,786	5,740	66.0%	54.8%	51.2%	50.1%
% of FP17s for Band 1 Urgent Courses	516	7,671	6.7%	7.0%	8.0%	9.1%
% of FP17s Relating to Free Repair or Replacements	36	7,671	0.5%	0.8%	0.8%	0.8%
% of FP17s Relating to Continuations	54	7,671	0.7%	1.6%	1.2%	1.2%
% of Patients satisfied with the dentistry they have received	17	17	100.0%	92.3%	92.7%	92.8%
% of Patients satisfied with the time they had to wait for an appointment	13	17	76.5%	88.0%	89.1%	88.7%

\* This is based on patients treated on this contract for their most recent course of treatment. Figures in italics indicate the base number of FP17s or Patient Questionnaire responses are less than 100. N/A is shown where the base number of responses is less than 10 during the period. % is calculated as Quantity/Base number\*100

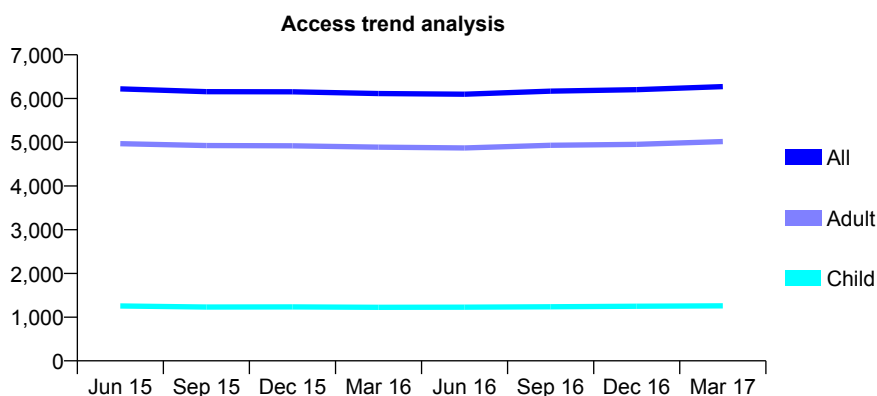
## Q55 - Vital Signs At a Glance Contract Report for 119105/0001 - Year end March 2017

Name or company name	THE PEAR TREE DENTAL CENTRE LIMITED
Contract type name	GDS Contract
Purpose of contract	General
Contract start date	01/09/2010
Contract end date	

16/17 Contracted general activity (UDA)	17,206
Carry forward general activity (UDA)	-330
16/17 Contracted orthodontic activity (UOA)	0
Carry forward orthodontic activity (UOA)	0
Baseline contract value	£419,348.74

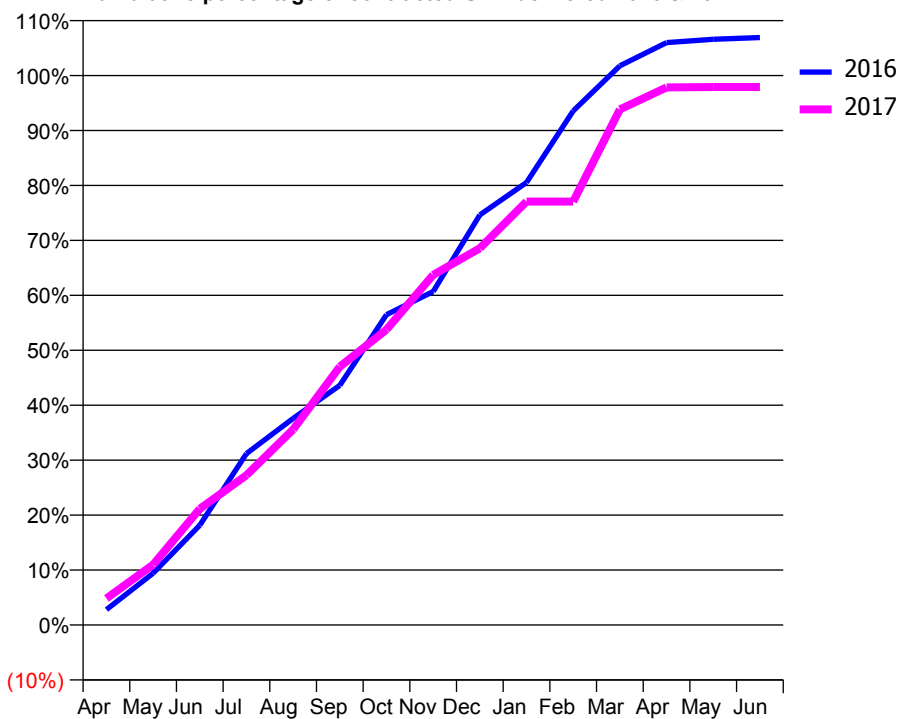
### ACCESS\*

Patients seen in 24 months	Total	Change since previous quarter
Quarter ending March 2016	6,113	
Quarter ending June 2016	6,098	→
Quarter ending September 2016	6,169	→
Quarter ending December 2016	6,201	→
Quarter ending March 2017	6,273	→
<b>Variance since March 2016</b>	<b>2.6%</b>	<b>↑</b>



### ACTIVITY

Cumulative percentage of contracted UDA delivered 2016 & 2017



Adjusted Scheduled Activity (UDA)

Month	2016	2017
April	463	833
May	1,556	1,891
June	3,001	3,638
July	5,154	4,691
August	6,210	6,122
September	7,206	8,089
October	9,328	9,250
November	10,023	10,964
December	12,329	11,796
January	13,301	13,257
February	15,456	13,257
March	16,808	16,143
April	17,509	16,833
May	17,609	16,847
June	17,660	16,847

### QUALITY

	Quantity	Base Number	Contract	AT	Region	England
% of FP17s for the same patient ID Re-attending within 3 months - Children	115	2,082	5.5%	10.9%	12.0%	12.3%
% of FP17s for the same patient ID Re-attending within 3 months - Adults	1,252	8,462	14.8%	15.2%	16.0%	16.7%
% of FP17s for the same patient ID Re-attending between 3 & 9 months - Children	1,491	2,082	71.6%	61.3%	58.8%	57.6%
% of FP17s for the same patient ID Re-attending between 3 & 9 months - Adults	5,599	8,462	66.2%	54.8%	51.2%	50.1%
% of FP17s for Band 1 Urgent Courses	77	10,383	0.7%	7.0%	8.0%	9.1%
% of FP17s Relating to Free Repair or Replacements	88	10,383	0.8%	0.8%	0.8%	0.8%
% of FP17s Relating to Continuations	357	10,383	3.4%	1.6%	1.2%	1.2%
% of Patients satisfied with the dentistry they have received	17	17	100.0%	92.3%	92.7%	92.8%
% of Patients satisfied with the time they had to wait for an appointment	16	17	94.1%	88.0%	89.1%	88.7%

\* This is based on patients treated on this contract for their most recent course of treatment. Figures in italics indicate the base number of FP17s or Patient Questionnaire responses are less than 100. N/A is shown where the base number of responses is less than 10 during the period. % is calculated as Quantity/Base number\*100

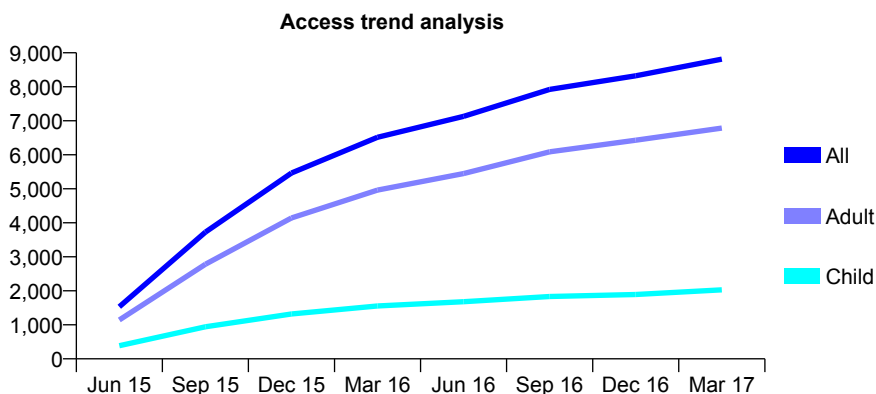
## Q55 - Vital Signs At a Glance Contract Report for 120898/0001 - Year end March 2017

Name or company name	Nationwide Healthcare Providers Ltd
Contract type name	GDS Contract
Purpose of contract	General
Contract start date	01/04/2015
Contract end date	

16/17 Contracted general activity (UDA)	30,096
Carry forward general activity (UDA)	0
16/17 Contracted orthodontic activity (UOA)	0
Carry forward orthodontic activity (UOA)	0
Baseline contract value	£604,101.28

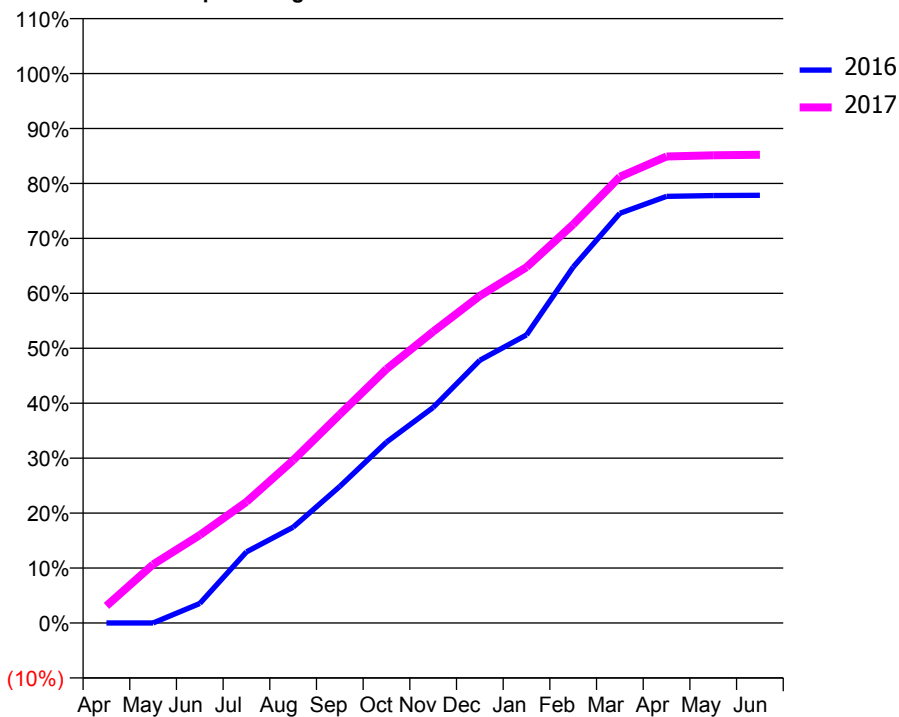
### ACCESS\*

Patients seen in 24 months	Total	Change since previous quarter
Quarter ending March 2016	6,516	
Quarter ending June 2016	7,131	↑
Quarter ending September 2016	7,924	↑
Quarter ending December 2016	8,322	↑
Quarter ending March 2017	8,815	↑
<b>Variance since March 2016</b>	<b>35.3%</b>	<b>↑</b>



### ACTIVITY

Cumulative percentage of contracted UDA delivered 2016 & 2017



Month	Adjusted Scheduled Activity (UDA)	
	2016	2017
April	0	942
May	0	3,210
June	983	4,820
July	3,590	6,632
August	4,829	8,913
September	6,888	11,424
October	9,122	13,910
November	10,868	15,963
December	13,249	17,920
January	14,530	19,489
February	17,948	21,832
March	20,658	24,440
April	21,514	25,548
May	21,557	25,619
June	21,569	25,647

### QUALITY

	Quantity	Base Number	Contract	AT	Region	England
% of FP17s for the same patient ID Re-attending within 3 months - Children	271	2,991	9.1%	10.9%	12.0%	12.3%
% of FP17s for the same patient ID Re-attending within 3 months - Adults	1,589	9,540	16.7%	15.2%	16.0%	16.7%
% of FP17s for the same patient ID Re-attending between 3 & 9 months - Children	1,584	2,991	53.0%	61.3%	58.8%	57.6%
% of FP17s for the same patient ID Re-attending between 3 & 9 months - Adults	5,019	9,540	52.6%	54.8%	51.2%	50.1%
% of FP17s for Band 1 Urgent Courses	1,275	12,670	10.1%	7.0%	8.0%	9.1%
% of FP17s Relating to Free Repair or Replacements	35	12,670	0.3%	0.8%	0.8%	0.8%
% of FP17s Relating to Continuations	380	12,670	3.0%	1.6%	1.2%	1.2%
% of Patients satisfied with the dentistry they have received	9	9	N/A	92.3%	92.7%	92.8%
% of Patients satisfied with the time they had to wait for an appointment	9	9	N/A	88.0%	89.1%	88.7%

\* This is based on patients treated on this contract for their most recent course of treatment. Figures in italics indicate the base number of FP17s or Patient Questionnaire responses are less than 100. N/A is shown where the base number of responses is less than 10 during the period. % is calculated as Quantity/Base number\*100

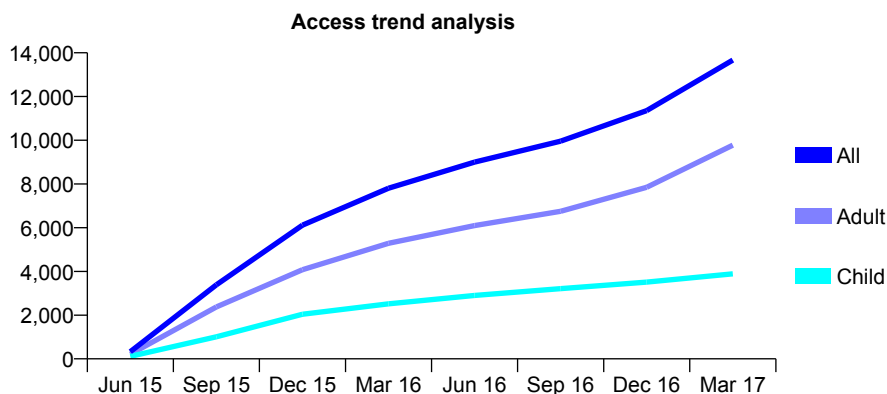
## Q55 - Vital Signs At a Glance Contract Report for 120898/0002 - Year end March 2017

Name or company name	Nationwide Healthcare Providers Ltd
Contract type name	GDS Contract
Purpose of contract	General
Contract start date	01/06/2015
Contract end date	

16/17 Contracted general activity (UDA)	38,898
Carry forward general activity (UDA)	-738
16/17 Contracted orthodontic activity (UOA)	0
Carry forward orthodontic activity (UOA)	0
Baseline contract value	£875,275.39

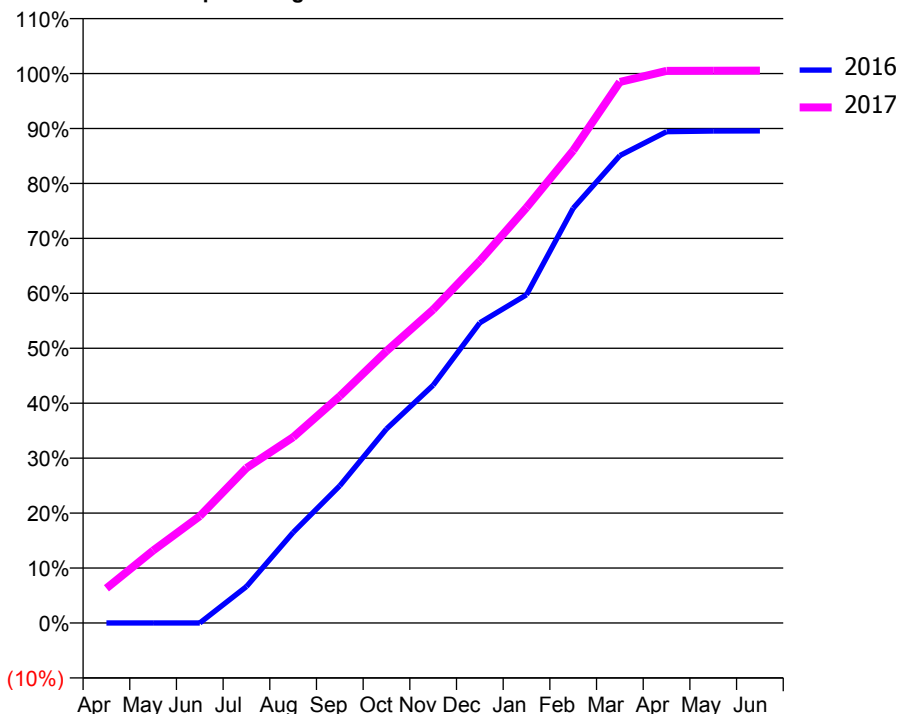
### ACCESS\*

Patients seen in 24 months	Total	Change since previous quarter
Quarter ending March 2016	7,803	
Quarter ending June 2016	8,998	↑
Quarter ending September 2016	9,958	↑
Quarter ending December 2016	11,354	↑
Quarter ending March 2017	13,666	↑
<b>Variance since March 2016</b>	<b>75.1%</b>	<b>↑</b>



### ACTIVITY

Cumulative percentage of contracted UDA delivered 2016 & 2017



Adjusted Scheduled Activity (UDA)

Month	2016	2017
April	0	2,456
May	0	5,126
June	0	7,569
July	2,040	10,974
August	5,073	13,155
September	7,682	16,065
October	10,859	19,249
November	13,311	22,186
December	16,803	25,638
January	18,368	29,407
February	23,212	33,445
March	26,156	38,300
April	27,495	39,083
May	27,526	39,096
June	27,538	39,098

### QUALITY

	Quantity	Base Number	Contract	AT	Region	England
% of FP17s for the same patient ID Re-attending within 3 months - Children	429	5,356	8.0%	10.9%	12.0%	12.3%
% of FP17s for the same patient ID Re-attending within 3 months - Adults	1,536	11,026	13.9%	15.2%	16.0%	16.7%
% of FP17s for the same patient ID Re-attending between 3 & 9 months - Children	2,815	5,356	52.6%	61.3%	58.8%	57.6%
% of FP17s for the same patient ID Re-attending between 3 & 9 months - Adults	3,575	11,026	32.4%	54.8%	51.2%	50.1%
% of FP17s for Band 1 Urgent Courses	1,077	16,228	6.6%	7.0%	8.0%	9.1%
% of FP17s Relating to Free Repair or Replacements	38	16,228	0.2%	0.8%	0.8%	0.8%
% of FP17s Relating to Continuations	462	16,228	2.8%	1.6%	1.2%	1.2%
% of Patients satisfied with the dentistry they have received	27	27	100.0%	92.3%	92.7%	92.8%
% of Patients satisfied with the time they had to wait for an appointment	26	27	96.3%	88.0%	89.1%	88.7%

\* This is based on patients treated on this contract for their most recent course of treatment. Figures in italics indicate the base number of FP17s or Patient Questionnaire responses are less than 100. N/A is shown where the base number of responses is less than 10 during the period. % is calculated as Quantity/Base number\*100

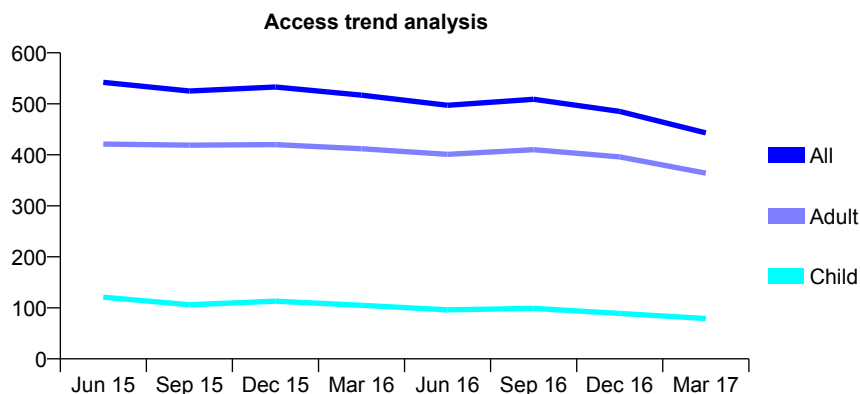
## Q55 - Vital Signs At a Glance Contract Report for 121908/0001 - Year end March 2017

Name or company name	Forest Road and Cherry Orchard Mount
Contract type name	GDS Contract
Purpose of contract	General
Contract start date	18/09/2012
Contract end date	31/07/2017

16/17 Contracted general activity (UDA)	2,056
Carry forward general activity (UDA)	6
16/17 Contracted orthodontic activity (UOA)	0
Carry forward orthodontic activity (UOA)	0
Baseline contract value	£47,538.43

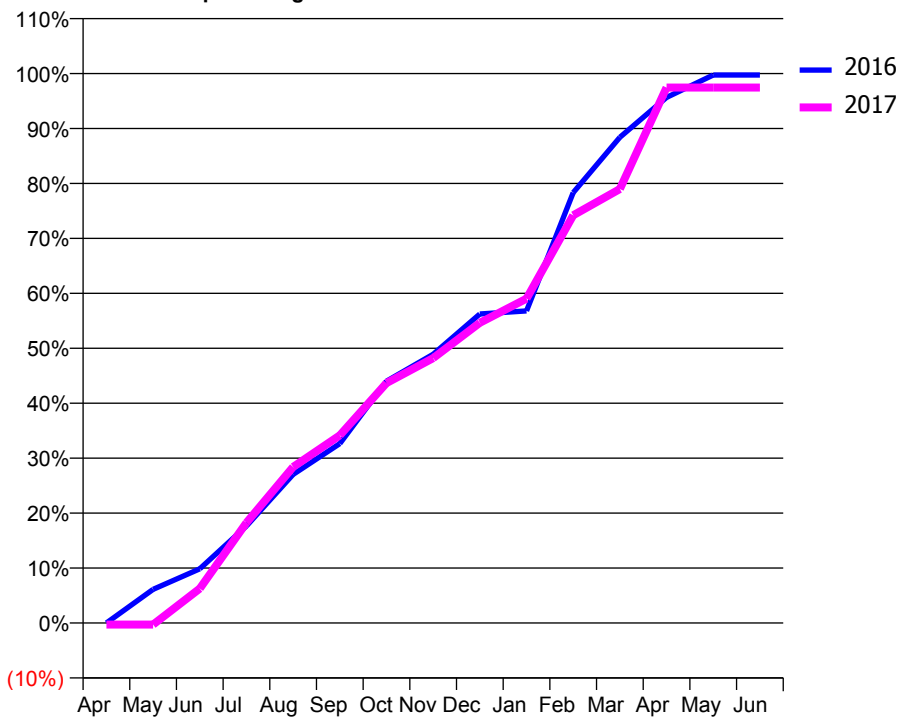
### ACCESS\*

Patients seen in 24 months	Total	Change since previous quarter
Quarter ending March 2016	517	
Quarter ending June 2016	497	↓
Quarter ending September 2016	509	↑
Quarter ending December 2016	485	↓
Quarter ending March 2017	443	↓
<b>Variance since March 2016</b>	<b>(14.3%)</b>	<b>↓</b>



### ACTIVITY

**Cumulative percentage of contracted UDA delivered 2016 & 2017**



**Adjusted Scheduled Activity (UDA)**

Month	2016	2017
April	0	-6
May	133	-6
June	214	129
July	382	375
August	586	584
September	707	702
October	953	898
November	1,060	991
December	1,218	1,123
January	1,230	1,213
February	1,697	1,526
March	1,915	1,624
April	2,072	2,003
May	2,160	2,003
June	2,160	2,003

### QUALITY

	Quantity	Base Number	Contract	AT	Region	England
% of FP17s for the same patient ID Re-attending within 3 months - Children	3	122	2.5%	10.9%	12.0%	12.3%
% of FP17s for the same patient ID Re-attending within 3 months - Adults	29	384	7.6%	15.2%	16.0%	16.7%
% of FP17s for the same patient ID Re-attending between 3 & 9 months - Children	71	122	58.2%	61.3%	58.8%	57.6%
% of FP17s for the same patient ID Re-attending between 3 & 9 months - Adults	162	384	42.2%	54.8%	51.2%	50.1%
% of FP17s for Band 1 Urgent Courses	40	501	8.0%	7.0%	8.0%	9.1%
% of FP17s Relating to Free Repair or Replacements	2	501	0.4%	0.8%	0.8%	0.8%
% of FP17s Relating to Continuations	4	501	0.8%	1.6%	1.2%	1.2%
% of Patients satisfied with the dentistry they have received	0	0	N/A	92.3%	92.7%	92.8%
% of Patients satisfied with the time they had to wait for an appointment	0	0	N/A	88.0%	89.1%	88.7%

\* This is based on patients treated on this contract for their most recent course of treatment. Figures in italics indicate the base number of FP17s or Patient Questionnaire responses are less than 100. N/A is shown where the base number of responses is less than 10 during the period. % is calculated as Quantity/Base number\*100

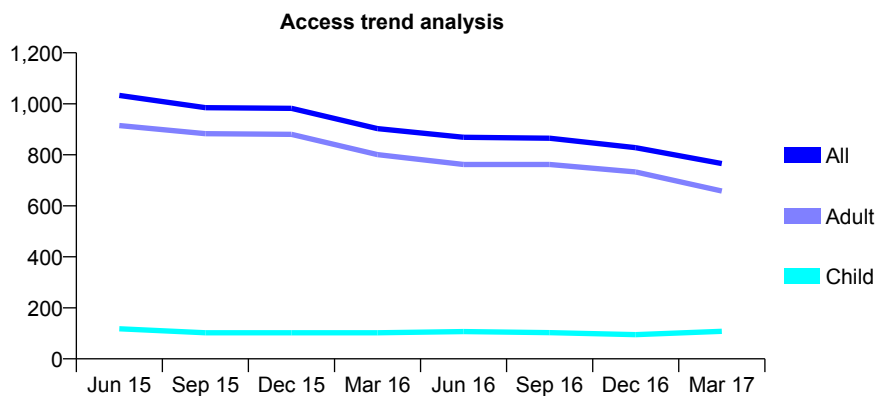
## Q55 - Vital Signs At a Glance Contract Report for 121908/0002 - Year end March 2017

Name or company name	Forest Road and Cherry Orchard Mount
Contract type name	GDS Contract
Purpose of contract	General
Contract start date	18/09/2012
Contract end date	

16/17 Contracted general activity (UDA)	3,555
Carry forward general activity (UDA)	-49
16/17 Contracted orthodontic activity (UOA)	0
Carry forward orthodontic activity (UOA)	0
Baseline contract value	£91,225.54

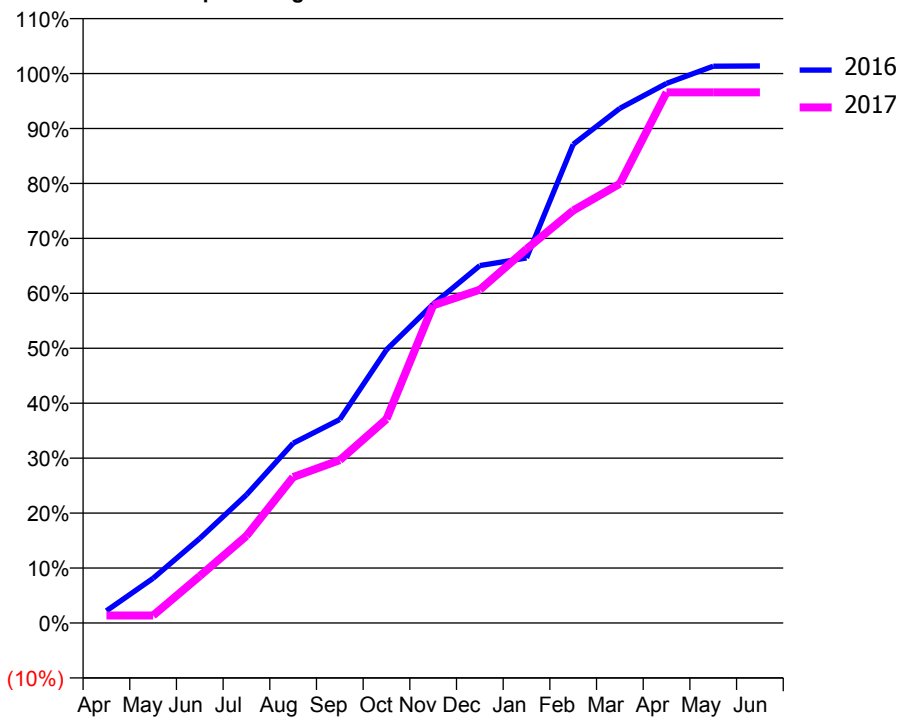
### ACCESS\*

Patients seen in 24 months	Total	Change since previous quarter
Quarter ending March 2016	903	
Quarter ending June 2016	869	↓
Quarter ending September 2016	865	→
Quarter ending December 2016	828	↓
Quarter ending March 2017	766	↓
<b>Variance since March 2016</b>	<b>(15.2%)</b>	<b>↓</b>



### ACTIVITY

Cumulative percentage of contracted UDA delivered 2016 & 2017



Month	Adjusted Scheduled Activity (UDA)	
	2016	2017
April	79	49
May	290	49
June	547	304
July	830	564
August	1,163	944
September	1,317	1,054
October	1,768	1,320
November	2,063	2,056
December	2,313	2,156
January	2,361	2,419
February	3,097	2,669
March	3,329	2,842
April	3,491	3,433
May	3,602	3,433
June	3,604	3,433

### QUALITY

	Quantity	Base Number	Contract	AT	Region	England
% of FP17s for the same patient ID Re-attending within 3 months - Children	5	87	5.7%	10.9%	12.0%	12.3%
% of FP17s for the same patient ID Re-attending within 3 months - Adults	73	664	11.0%	15.2%	16.0%	16.7%
% of FP17s for the same patient ID Re-attending between 3 & 9 months - Children	38	87	43.7%	61.3%	58.8%	57.6%
% of FP17s for the same patient ID Re-attending between 3 & 9 months - Adults	260	664	39.2%	54.8%	51.2%	50.1%
% of FP17s for Band 1 Urgent Courses	68	784	8.7%	7.0%	8.0%	9.1%
% of FP17s Relating to Free Repair or Replacements	7	784	0.9%	0.8%	0.8%	0.8%
% of FP17s Relating to Continuations	8	784	1.0%	1.6%	1.2%	1.2%
% of Patients satisfied with the dentistry they have received	3	3	N/A	92.3%	92.7%	92.8%
% of Patients satisfied with the time they had to wait for an appointment	2	3	N/A	88.0%	89.1%	88.7%

\* This is based on patients treated on this contract for their most recent course of treatment. Figures in italics indicate the base number of FP17s or Patient Questionnaire responses are less than 100. N/A is shown where the base number of responses is less than 10 during the period. % is calculated as Quantity/Base number\*100

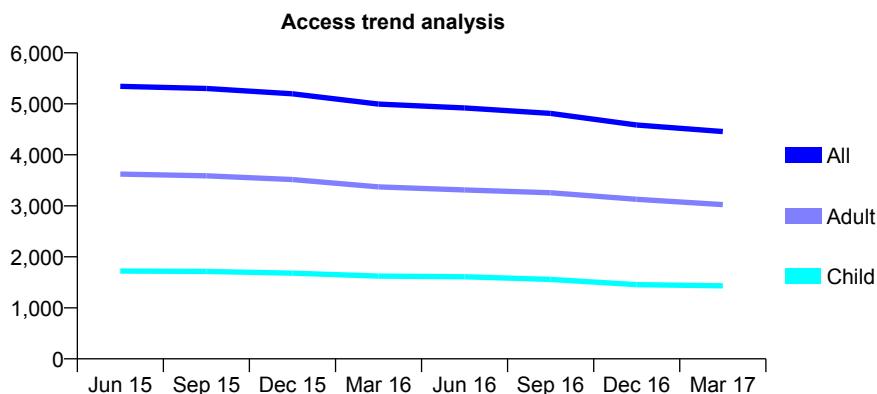
## Q55 - Vital Signs At a Glance Contract Report for 124788/0002 - Year end March 2017

Name or company name	Laxsh Ltd
Contract type name	GDS Contract
Purpose of contract	General
Contract start date	23/02/2009
Contract end date	

16/17 Contracted general activity (UDA)	14,000
Carry forward general activity (UDA)	-280
16/17 Contracted orthodontic activity (UOA)	0
Carry forward orthodontic activity (UOA)	0
Baseline contract value	£317,328.51

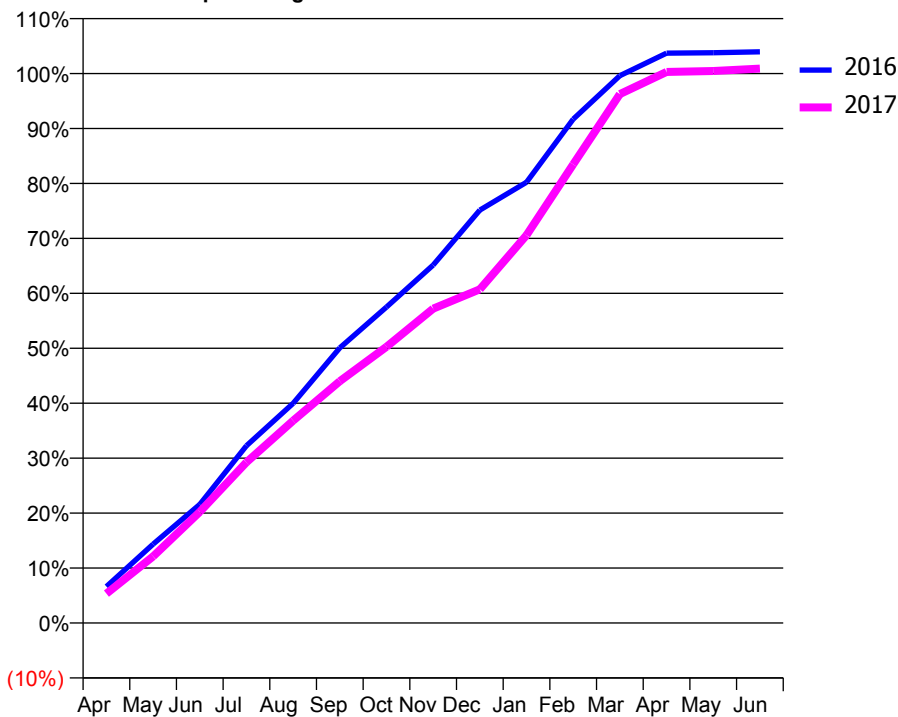
### ACCESS\*

Patients seen in 24 months	Total	Change since previous quarter
Quarter ending March 2016	4,994	
Quarter ending June 2016	4,918	↓
Quarter ending September 2016	4,813	↓
Quarter ending December 2016	4,585	↓
Quarter ending March 2017	4,455	↓
<b>Variance since March 2016</b>	<b>(10.8%)</b>	<b>↓</b>



### ACTIVITY

Cumulative percentage of contracted UDA delivered 2016 & 2017



Month	Adjusted Scheduled Activity (UDA)	
	2016	2017
April	930	748
May	2,011	1,697
June	3,023	2,831
July	4,516	4,094
August	5,598	5,157
September	7,012	6,162
October	8,050	7,037
November	9,120	8,008
December	10,522	8,502
January	11,231	9,880
February	12,837	11,686
March	13,945	13,474
April	14,520	14,039
May	14,527	14,064
June	14,552	14,125

### QUALITY

	Quantity	Base Number	Contract	AT	Region	England
% of FP17s for the same patient ID Re-attending within 3 months - Children	134	2,178	6.2%	10.9%	12.0%	12.3%
% of FP17s for the same patient ID Re-attending within 3 months - Adults	551	4,378	12.6%	15.2%	16.0%	16.7%
% of FP17s for the same patient ID Re-attending between 3 & 9 months - Children	1,357	2,178	62.3%	61.3%	58.8%	57.6%
% of FP17s for the same patient ID Re-attending between 3 & 9 months - Adults	2,673	4,378	61.1%	54.8%	51.2%	50.1%
% of FP17s for Band 1 Urgent Courses	349	6,521	5.4%	7.0%	8.0%	9.1%
% of FP17s Relating to Free Repair or Replacements	34	6,521	0.5%	0.8%	0.8%	0.8%
% of FP17s Relating to Continuations	148	6,521	2.3%	1.6%	1.2%	1.2%
% of Patients satisfied with the dentistry they have received	4	4	N/A	92.3%	92.7%	92.8%
% of Patients satisfied with the time they had to wait for an appointment	3	4	N/A	88.0%	89.1%	88.7%

\* This is based on patients treated on this contract for their most recent course of treatment. Figures in italics indicate the base number of FP17s or Patient Questionnaire responses are less than 100. N/A is shown where the base number of responses is less than 10 during the period. % is calculated as Quantity/Base number\*100



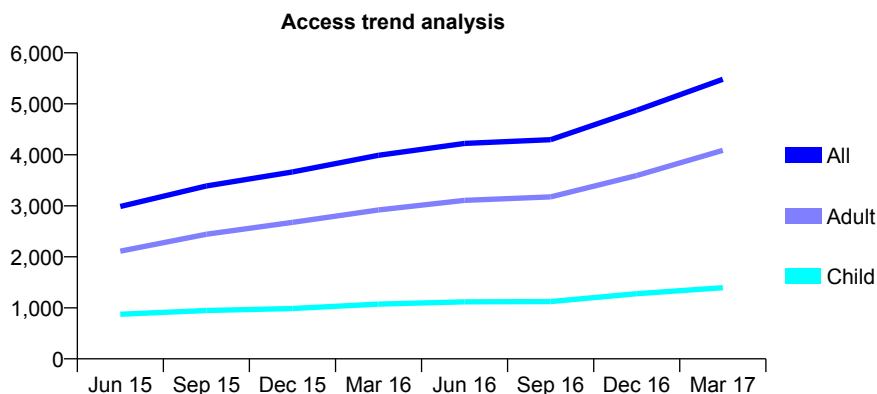
## Q55 - Vital Signs At a Glance Contract Report for 124931/0001 - Year end March 2017

Name or company name	Goyt Valley Medical & Dental Practice
Contract type name	GDS Contract
Purpose of contract	General
Contract start date	01/04/2008
Contract end date	

16/17 Contracted general activity (UDA)	19,370
Carry forward general activity (UDA)	2,040
16/17 Contracted orthodontic activity (UOA)	0
Carry forward orthodontic activity (UOA)	0
Baseline contract value	£610,598.04

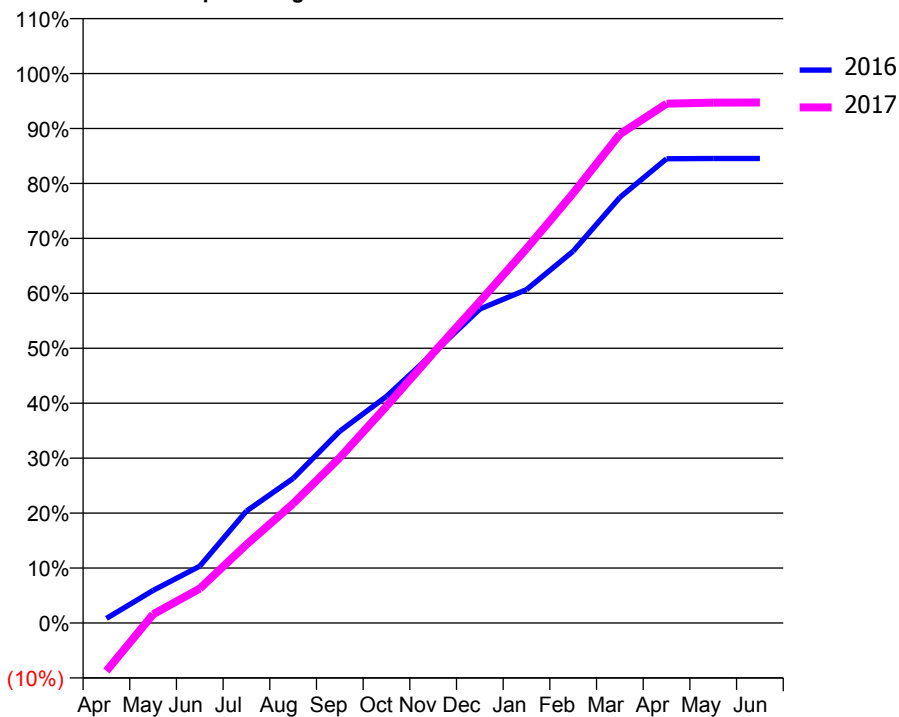
### ACCESS\*

Patients seen in 24 months	Total	Change since previous quarter
Quarter ending March 2016	3,991	
Quarter ending June 2016	4,223	↑
Quarter ending September 2016	4,298	→
Quarter ending December 2016	4,871	↑
Quarter ending March 2017	5,482	↑
<b>Variance since March 2016</b>	<b>37.4%</b>	<b>↑</b>



### ACTIVITY

Cumulative percentage of contracted UDA delivered 2016 & 2017



Month	Adjusted Scheduled Activity (UDA)	
	2016	2017
April	160	-1,696
May	1,151	309
June	2,004	1,213
July	3,947	2,767
August	5,096	4,211
September	6,760	5,832
October	7,987	7,641
November	9,513	9,509
December	11,067	11,337
January	11,752	13,199
February	13,108	15,153
March	15,001	17,228
April	16,365	18,304
May	16,374	18,341
June	16,374	18,348

### QUALITY

	Quantity	Base Number	Contract	AT	Region	England
% of FP17s for the same patient ID Re-attending within 3 months - Children	229	2,398	9.5%	10.9%	12.0%	12.3%
% of FP17s for the same patient ID Re-attending within 3 months - Adults	1,207	7,269	16.6%	15.2%	16.0%	16.7%
% of FP17s for the same patient ID Re-attending between 3 & 9 months - Children	1,489	2,398	62.1%	61.3%	58.8%	57.6%
% of FP17s for the same patient ID Re-attending between 3 & 9 months - Adults	4,158	7,269	57.2%	54.8%	51.2%	50.1%
% of FP17s for Band 1 Urgent Courses	550	9,497	5.8%	7.0%	8.0%	9.1%
% of FP17s Relating to Free Repair or Replacements	134	9,497	1.4%	0.8%	0.8%	0.8%
% of FP17s Relating to Continuations	107	9,497	1.1%	1.6%	1.2%	1.2%
% of Patients satisfied with the dentistry they have received	25	26	96.2%	92.3%	92.7%	92.8%
% of Patients satisfied with the time they had to wait for an appointment	20	26	76.9%	88.0%	89.1%	88.7%

\* This is based on patients treated on this contract for their most recent course of treatment. Figures in italics indicate the base number of FP17s or Patient Questionnaire responses are less than 100. N/A is shown where the base number of responses is less than 10 during the period. % is calculated as Quantity/Base number\*100

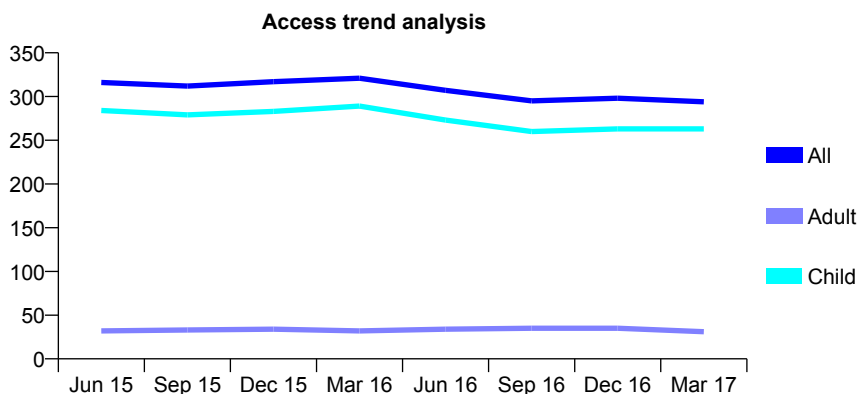
## Q55 - Vital Signs At a Glance Contract Report for 125563/0001 - Year end March 2017

Name or company name	S Goodwin Limited*
Contract type name	GDS Contract
Purpose of contract	General
Contract start date	01/10/2008
Contract end date	

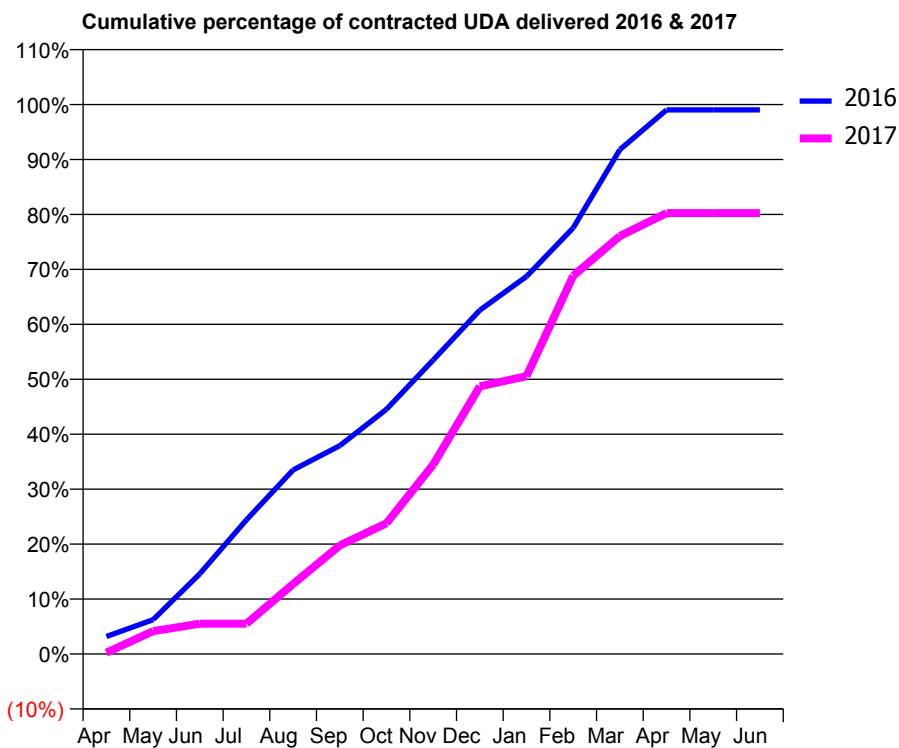
16/17 Contracted general activity (UDA)	815
Carry forward general activity (UDA)	8
16/17 Contracted orthodontic activity (UOA)	0
Carry forward orthodontic activity (UOA)	0
Baseline contract value	£25,536.82

### ACCESS\*

Patients seen in 24 months	Total	Change since previous quarter
Quarter ending March 2016	321	
Quarter ending June 2016	307	↓
Quarter ending September 2016	295	↓
Quarter ending December 2016	298	→
Quarter ending March 2017	294	↓
<b>Variance since March 2016</b>	<b>(8.4%)</b>	<b>↓</b>



### ACTIVITY



Month	Adjusted Scheduled Activity (UDA)	
	2016	2017
April	26	2
May	51	34
June	119	45
July	199	45
August	273	104
September	309	161
October	363	194
November	436	281
December	510	397
January	560	412
February	632	561
March	748	620
April	807	654
May	807	654
June	807	654

### QUALITY

	Quantity	Base Number	Contract	AT	Region	England
% of FP17s for the same patient ID Re-attending within 3 months - Children	45	417	10.8%	10.9%	12.0%	12.3%
% of FP17s for the same patient ID Re-attending within 3 months - Adults	0	0	N/A	15.2%	16.0%	16.7%
% of FP17s for the same patient ID Re-attending between 3 & 9 months - Children	246	417	59.0%	61.3%	58.8%	57.6%
% of FP17s for the same patient ID Re-attending between 3 & 9 months - Adults	0	0	N/A	54.8%	51.2%	50.1%
% of FP17s for Band 1 Urgent Courses	0	398	0.0%	7.0%	8.0%	9.1%
% of FP17s Relating to Free Repair or Replacements	0	398	0.0%	0.8%	0.8%	0.8%
% of FP17s Relating to Continuations	6	398	1.5%	1.6%	1.2%	1.2%
% of Patients satisfied with the dentistry they have received	1	1	N/A	92.3%	92.7%	92.8%
% of Patients satisfied with the time they had to wait for an appointment	1	1	N/A	88.0%	89.1%	88.7%

\* This is based on patients treated on this contract for their most recent course of treatment. Figures in italics indicate the base number of FP17s or Patient Questionnaire responses are less than 100. N/A is shown where the base number of responses is less than 10 during the period. % is calculated as Quantity/Base number\*100

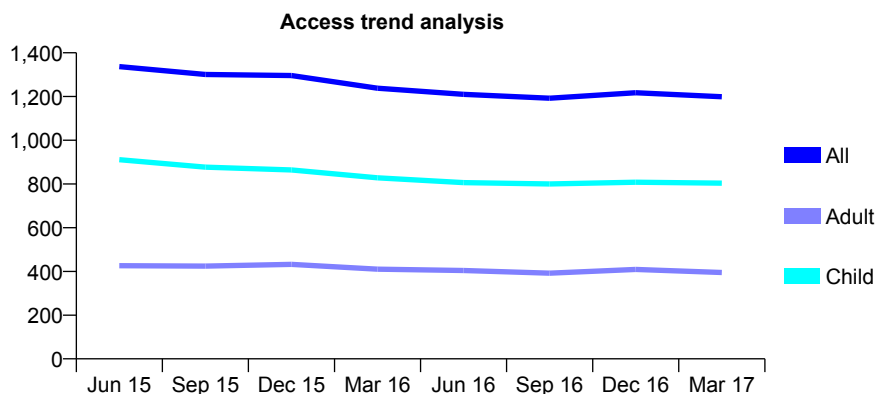
## Q55 - Vital Signs At a Glance Contract Report for 125725/0001 - Year end March 2017

Name or company name	D A Bradley Ltd
Contract type name	GDS Contract
Purpose of contract	General
Contract start date	01/09/2008
Contract end date	

16/17 Contracted general activity (UDA)	4,000
Carry forward general activity (UDA)	0
16/17 Contracted orthodontic activity (UOA)	0
Carry forward orthodontic activity (UOA)	0
Baseline contract value	£107,073.54

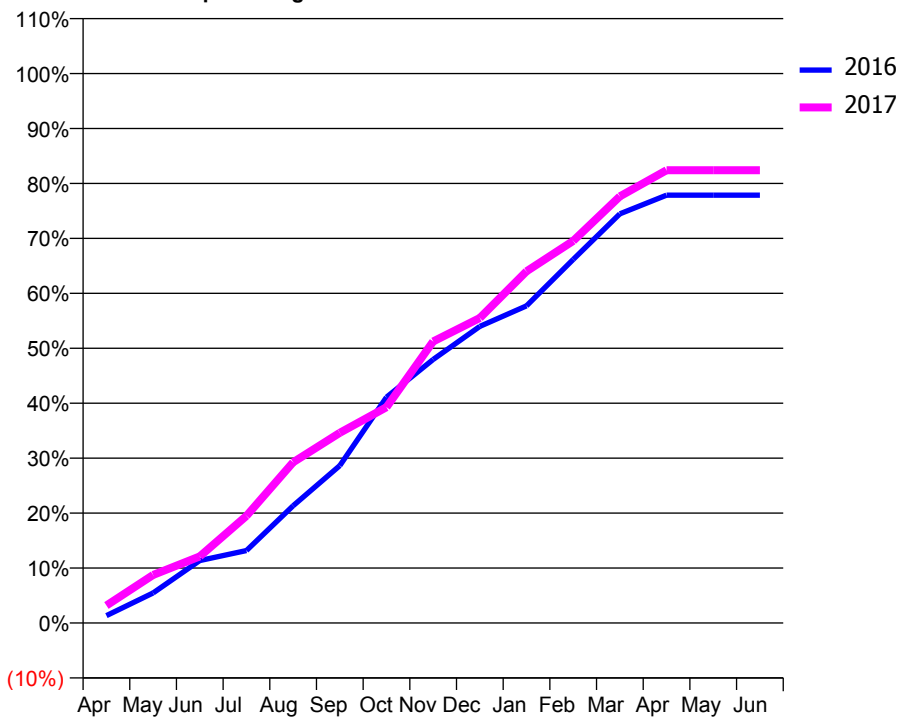
### ACCESS\*

Patients seen in 24 months	Total	Change since previous quarter
Quarter ending March 2016	1,238	
Quarter ending June 2016	1,210	↓
Quarter ending September 2016	1,192	↓
Quarter ending December 2016	1,217	↑
Quarter ending March 2017	1,199	↓
<b>Variance since March 2016</b>	<b>(3.2%)</b>	<b>↓</b>



### ACTIVITY

Cumulative percentage of contracted UDA delivered 2016 & 2017



Adjusted Scheduled Activity (UDA)

Month	2016	2017
April	61	128
May	246	350
June	512	485
July	593	780
August	960	1,170
September	1,290	1,385
October	1,849	1,571
November	2,158	2,049
December	2,429	2,220
January	2,597	2,560
February	2,977	2,782
March	3,350	3,106
April	3,503	3,296
May	3,503	3,296
June	3,503	3,296

### QUALITY

	Quantity	Base Number	Contract	AT	Region	England
% of FP17s for the same patient ID Re-attending within 3 months - Children	82	1,185	6.9%	10.9%	12.0%	12.3%
% of FP17s for the same patient ID Re-attending within 3 months - Adults	59	409	14.4%	15.2%	16.0%	16.7%
% of FP17s for the same patient ID Re-attending between 3 & 9 months - Children	662	1,185	55.9%	61.3%	58.8%	57.6%
% of FP17s for the same patient ID Re-attending between 3 & 9 months - Adults	218	409	53.3%	54.8%	51.2%	50.1%
% of FP17s for Band 1 Urgent Courses	6	1,595	0.4%	7.0%	8.0%	9.1%
% of FP17s Relating to Free Repair or Replacements	0	1,595	0.0%	0.8%	0.8%	0.8%
% of FP17s Relating to Continuations	56	1,595	3.5%	1.6%	1.2%	1.2%
% of Patients satisfied with the dentistry they have received	3	3	N/A	92.3%	92.7%	92.8%
% of Patients satisfied with the time they had to wait for an appointment	3	3	N/A	88.0%	89.1%	88.7%

\* This is based on patients treated on this contract for their most recent course of treatment. Figures in italics indicate the base number of FP17s or Patient Questionnaire responses are less than 100. N/A is shown where the base number of responses is less than 10 during the period. % is calculated as Quantity/Base number\*100

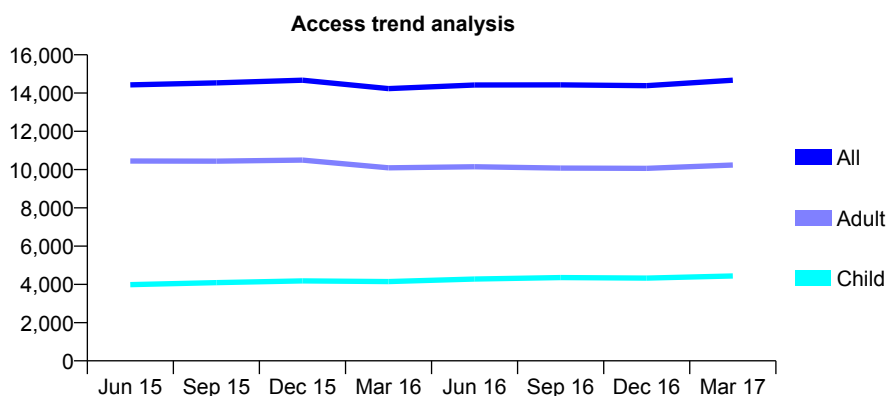
## Q55 - Vital Signs At a Glance Contract Report for 126667/0001 - Year end March 2017

Name or company name	Nationwide Healthcare - Normanton Road f
Contract type name	GDS Contract
Purpose of contract	General
Contract start date	17/02/2009
Contract end date	

16/17 Contracted general activity (UDA)	46,218
Carry forward general activity (UDA)	122
16/17 Contracted orthodontic activity (UOA)	0
Carry forward orthodontic activity (UOA)	0
Baseline contract value	£1,112,111.87

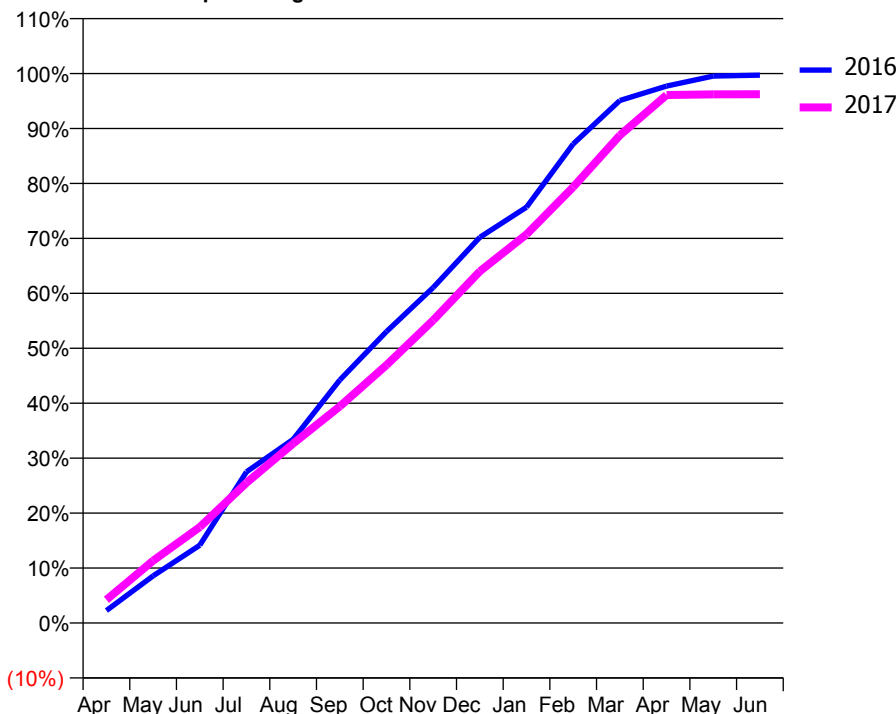
### ACCESS\*

Patients seen in 24 months	Total	Change since previous quarter
Quarter ending March 2016	14,233	
Quarter ending June 2016	14,424	→
Quarter ending September 2016	14,428	→
Quarter ending December 2016	14,389	→
Quarter ending March 2017	14,670	→
<b>Variance since March 2016</b>	<b>3.1%</b>	<b>↑</b>



### ACTIVITY

Cumulative percentage of contracted UDA delivered 2016 & 2017



Month	Adjusted Scheduled Activity (UDA)	
	2016	2017
April	915	1,955
May	3,454	5,242
June	5,699	8,068
July	11,062	11,790
August	13,445	15,091
September	17,787	18,221
October	21,327	21,698
November	24,546	25,463
December	28,227	29,577
January	30,435	32,692
February	35,063	36,669
March	38,244	41,019
April	39,299	44,413
May	40,028	44,468
June	40,096	44,471

### QUALITY

	Quantity	Base Number	Contract	AT	Region	England
% of FP17s for the same patient ID Re-attending within 3 months - Children	368	5,834	6.3%	10.9%	12.0%	12.3%
% of FP17s for the same patient ID Re-attending within 3 months - Adults	1,843	12,171	15.1%	15.2%	16.0%	16.7%
% of FP17s for the same patient ID Re-attending between 3 & 9 months - Children	2,895	5,834	49.6%	61.3%	58.8%	57.6%
% of FP17s for the same patient ID Re-attending between 3 & 9 months - Adults	5,119	12,171	42.1%	54.8%	51.2%	50.1%
% of FP17s for Band 1 Urgent Courses	1,277	18,466	6.9%	7.0%	8.0%	9.1%
% of FP17s Relating to Free Repair or Replacements	54	18,466	0.3%	0.8%	0.8%	0.8%
% of FP17s Relating to Continuations	420	18,466	2.3%	1.6%	1.2%	1.2%
% of Patients satisfied with the dentistry they have received	19	20	95.0%	92.3%	92.7%	92.8%
% of Patients satisfied with the time they had to wait for an appointment	17	20	85.0%	88.0%	89.1%	88.7%

\* This is based on patients treated on this contract for their most recent course of treatment. Figures in italics indicate the base number of FP17s or Patient Questionnaire responses are less than 100. N/A is shown where the base number of responses is less than 10 during the period. % is calculated as Quantity/Base number\*100

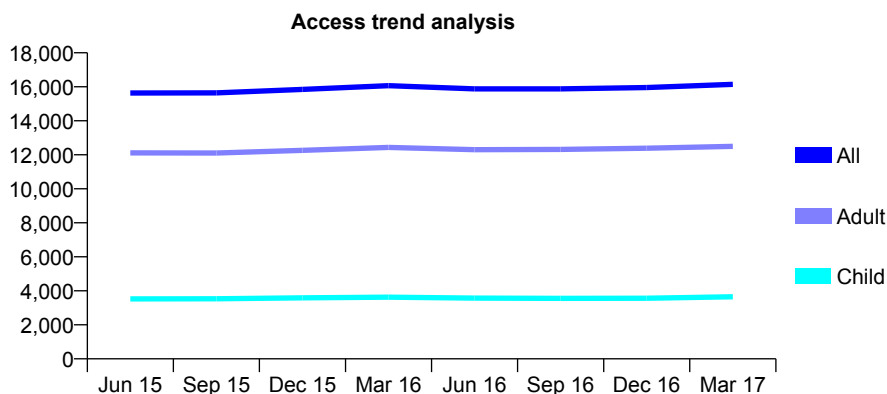
## Q55 - Vital Signs At a Glance Contract Report for 127000/0001 - Year end March 2017

Name or company name	Petrie Tucker & Partners Ltd
Contract type name	GDS Contract
Purpose of contract	General
Contract start date	01/04/2012
Contract end date	

16/17 Contracted general activity (UDA)	44,524
Carry forward general activity (UDA)	0
16/17 Contracted orthodontic activity (UOA)	0
Carry forward orthodontic activity (UOA)	0
Baseline contract value	£1,037,823.10

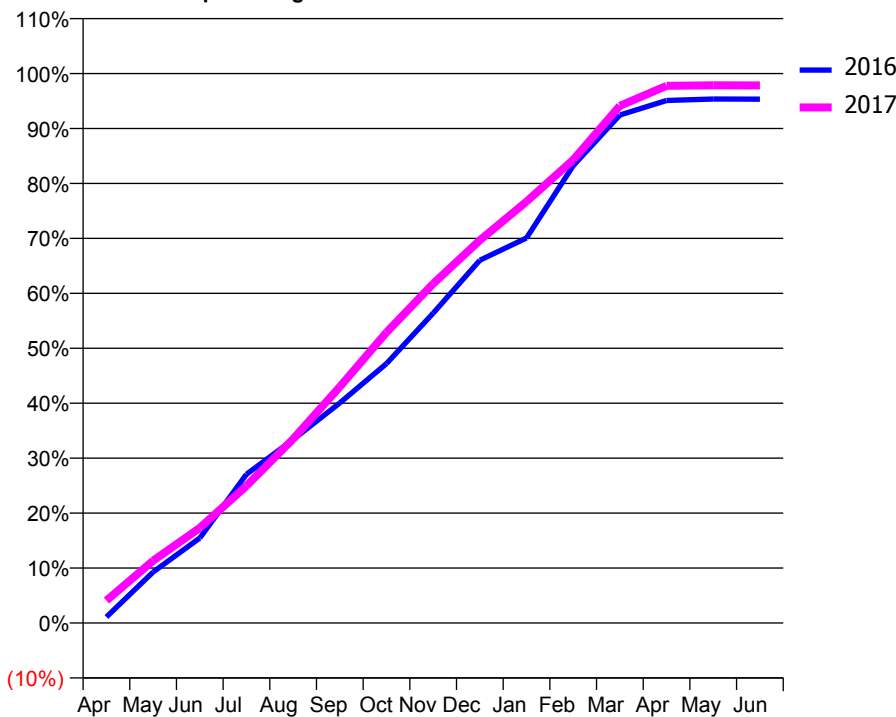
### ACCESS\*

Patients seen in 24 months	Total	Change since previous quarter
Quarter ending March 2016	16,063	
Quarter ending June 2016	15,879	↓
Quarter ending September 2016	15,876	→
Quarter ending December 2016	15,954	→
Quarter ending March 2017	16,143	→
<b>Variance since March 2016</b>	<b>0.5%</b>	<b>→</b>



### ACTIVITY

Cumulative percentage of contracted UDA delivered 2016 & 2017



Month	Adjusted Scheduled Activity (UDA)	
	2016	2017
April	582	1,825
May	4,863	5,056
June	8,095	7,711
July	14,166	11,112
August	17,461	14,919
September	20,957	19,141
October	24,699	23,548
November	29,497	27,488
December	34,548	31,016
January	36,660	34,146
February	43,545	37,530
March	48,376	41,910
April	49,754	43,531
May	49,900	43,568
June	49,888	43,562

### QUALITY

	Quantity	Base Number	Contract	AT	Region	England
% of FP17s for the same patient ID Re-attending within 3 months - Children	287	4,855	5.9%	10.9%	12.0%	12.3%
% of FP17s for the same patient ID Re-attending within 3 months - Adults	1,991	15,732	12.7%	15.2%	16.0%	16.7%
% of FP17s for the same patient ID Re-attending between 3 & 9 months - Children	2,584	4,855	53.2%	61.3%	58.8%	57.6%
% of FP17s for the same patient ID Re-attending between 3 & 9 months - Adults	7,883	15,732	50.1%	54.8%	51.2%	50.1%
% of FP17s for Band 1 Urgent Courses	896	20,602	4.3%	7.0%	8.0%	9.1%
% of FP17s Relating to Free Repair or Replacements	203	20,602	1.0%	0.8%	0.8%	0.8%
% of FP17s Relating to Continuations	623	20,602	3.0%	1.6%	1.2%	1.2%
% of Patients satisfied with the dentistry they have received	19	22	86.4%	92.3%	92.7%	92.8%
% of Patients satisfied with the time they had to wait for an appointment	19	22	86.4%	88.0%	89.1%	88.7%

\* This is based on patients treated on this contract for their most recent course of treatment. Figures in italics indicate the base number of FP17s or Patient Questionnaire responses are less than 100. N/A is shown where the base number of responses is less than 10 during the period. % is calculated as Quantity/Base number\*100

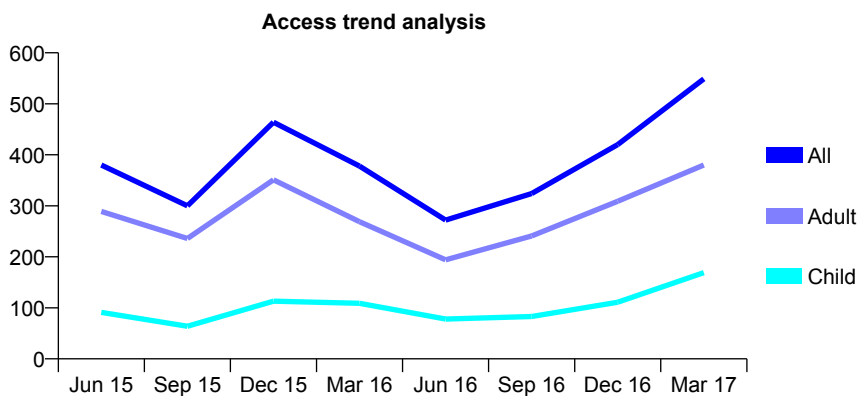
## Q55 - Vital Signs At a Glance Contract Report for 128597/0001 - Year end March 2017

Name or company name	Creswell Dental Limited
Contract type name	GDS Contract
Purpose of contract	General
Contract start date	01/07/2013
Contract end date	

16/17 Contracted general activity (UDA)	1,760
Carry forward general activity (UDA)	0
16/17 Contracted orthodontic activity (UOA)	0
Carry forward orthodontic activity (UOA)	0
Baseline contract value	£47,272.95

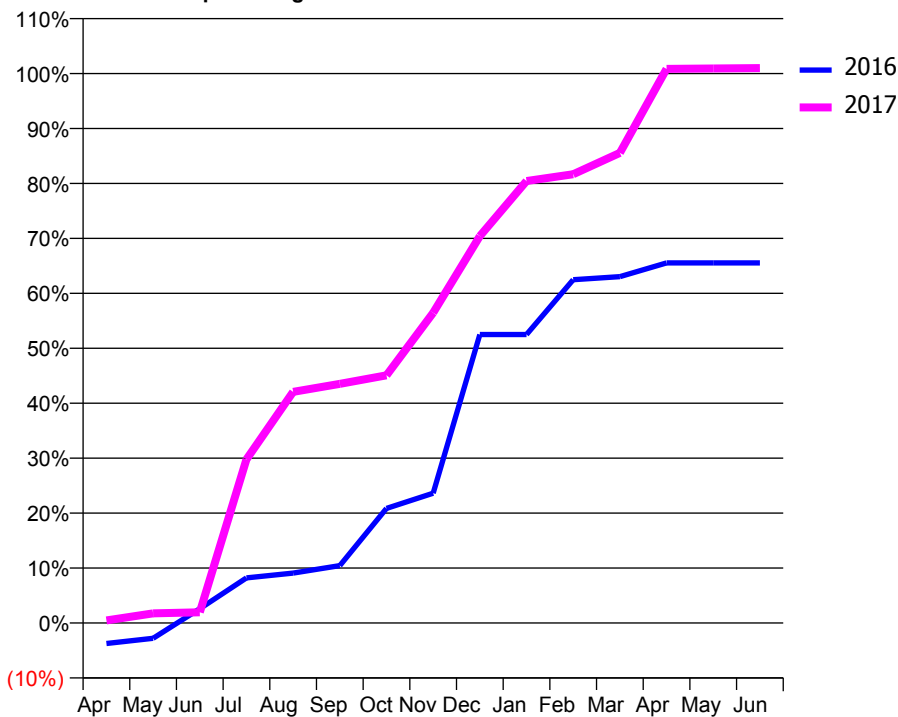
### ACCESS\*

Patients seen in 24 months	Total	Change since previous quarter
Quarter ending March 2016	378	
Quarter ending June 2016	272	↓
Quarter ending September 2016	324	↑
Quarter ending December 2016	420	↑
Quarter ending March 2017	549	↑
<b>Variance since March 2016</b>	<b>45.2%</b>	<b>↑</b>



### ACTIVITY

Cumulative percentage of contracted UDA delivered 2016 & 2017



Month	Adjusted Scheduled Activity (UDA)	
	2016	2017
April	-66	8
May	-49	31
June	46	34
July	144	524
August	160	740
September	184	766
October	367	793
November	416	994
December	924	1,239
January	924	1,416
February	1,100	1,437
March	1,109	1,506
April	1,153	1,775
May	1,153	1,776
June	1,153	1,777

### QUALITY

	Quantity	Base Number	Contract	AT	Region	England
% of FP17s for the same patient ID Re-attending within 3 months - Children	5	208	2.4%	10.9%	12.0%	12.3%
% of FP17s for the same patient ID Re-attending within 3 months - Adults	47	604	7.8%	15.2%	16.0%	16.7%
% of FP17s for the same patient ID Re-attending between 3 & 9 months - Children	12	208	5.8%	61.3%	58.8%	57.6%
% of FP17s for the same patient ID Re-attending between 3 & 9 months - Adults	53	604	8.8%	54.8%	51.2%	50.1%
% of FP17s for Band 1 Urgent Courses	261	968	27.0%	7.0%	8.0%	9.1%
% of FP17s Relating to Free Repair or Replacements	1	968	0.1%	0.8%	0.8%	0.8%
% of FP17s Relating to Continuations	9	968	0.9%	1.6%	1.2%	1.2%
% of Patients satisfied with the dentistry they have received	0	0	N/A	92.3%	92.7%	92.8%
% of Patients satisfied with the time they had to wait for an appointment	0	0	N/A	88.0%	89.1%	88.7%

\* This is based on patients treated on this contract for their most recent course of treatment. Figures in italics indicate the base number of FP17s or Patient Questionnaire responses are less than 100. N/A is shown where the base number of responses is less than 10 during the period. % is calculated as Quantity/Base number\*100

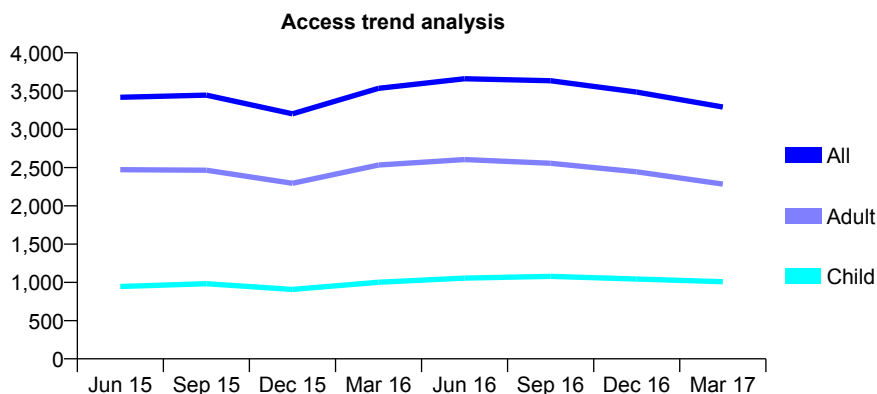
## Q55 - Vital Signs At a Glance Contract Report for 128597/0002 - Year end March 2017

Name or company name	Creswell Dental Limited
Contract type name	GDS Contract
Purpose of contract	General
Contract start date	01/07/2013
Contract end date	

16/17 Contracted general activity (UDA)	10,000
Carry forward general activity (UDA)	0
16/17 Contracted orthodontic activity (UOA)	0
Carry forward orthodontic activity (UOA)	0
Baseline contract value	£376,159.94

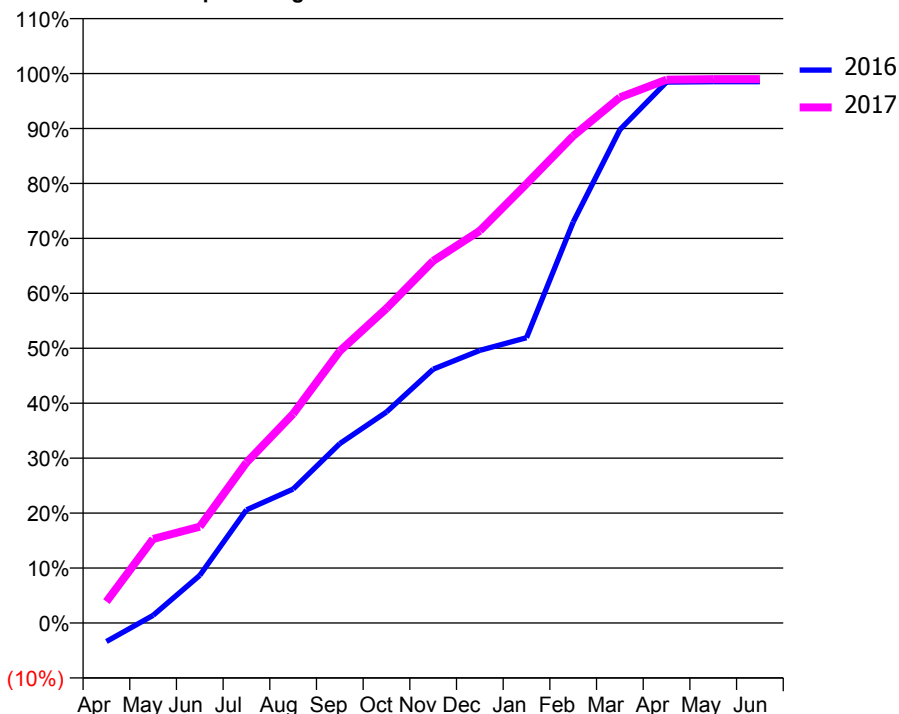
### ACCESS\*

Patients seen in 24 months	Total	Change since previous quarter
Quarter ending March 2016	3,535	
Quarter ending June 2016	3,661	↑
Quarter ending September 2016	3,634	→
Quarter ending December 2016	3,487	↓
Quarter ending March 2017	3,292	↓
<b>Variance since March 2016</b>	<b>(6.9%)</b>	<b>↓</b>



### ACTIVITY

Cumulative percentage of contracted UDA delivered 2016 & 2017



Adjusted Scheduled Activity (UDA)

Month	2016	2017
April	-339	389
May	139	1,529
June	868	1,753
July	2,058	2,920
August	2,438	3,806
September	3,264	4,949
October	3,839	5,726
November	4,619	6,590
December	4,961	7,139
January	5,191	7,992
February	7,296	8,862
March	8,978	9,565
April	9,843	9,887
May	9,850	9,898
June	9,850	9,898

### QUALITY

	Quantity	Base Number	Contract	AT	Region	England
% of FP17s for the same patient ID Re-attending within 3 months - Children	85	1,649	5.2%	10.9%	12.0%	12.3%
% of FP17s for the same patient ID Re-attending within 3 months - Adults	350	3,387	10.3%	15.2%	16.0%	16.7%
% of FP17s for the same patient ID Re-attending between 3 & 9 months - Children	969	1,649	58.8%	61.3%	58.8%	57.6%
% of FP17s for the same patient ID Re-attending between 3 & 9 months - Adults	1,837	3,387	54.2%	54.8%	51.2%	50.1%
% of FP17s for Band 1 Urgent Courses	20	4,775	0.4%	7.0%	8.0%	9.1%
% of FP17s Relating to Free Repair or Replacements	47	4,775	1.0%	0.8%	0.8%	0.8%
% of FP17s Relating to Continuations	171	4,775	3.6%	1.6%	1.2%	1.2%
% of Patients satisfied with the dentistry they have received	0	1	N/A	92.3%	92.7%	92.8%
% of Patients satisfied with the time they had to wait for an appointment	1	1	N/A	88.0%	89.1%	88.7%

\* This is based on patients treated on this contract for their most recent course of treatment. Figures in italics indicate the base number of FP17s or Patient Questionnaire responses are less than 100. N/A is shown where the base number of responses is less than 10 during the period. % is calculated as Quantity/Base number\*100



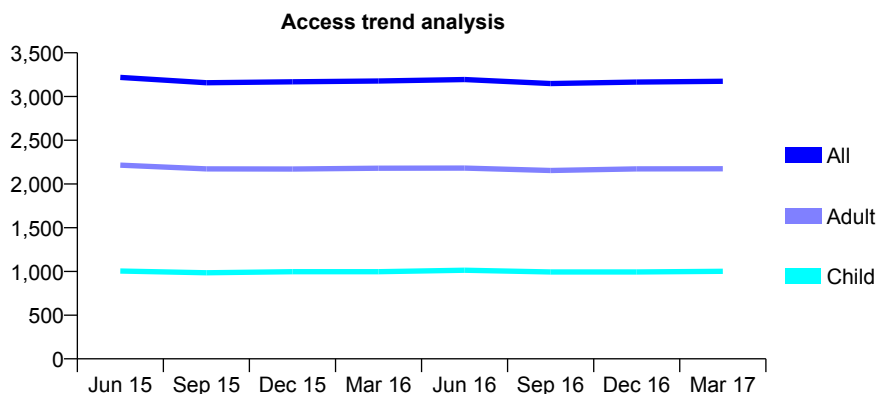
## Q55 - Vital Signs At a Glance Contract Report for 131806/0001 - Year end March 2017

Name or company name	Wollaton Dental Care
Contract type name	GDS Contract
Purpose of contract	General
Contract start date	01/04/2006
Contract end date	

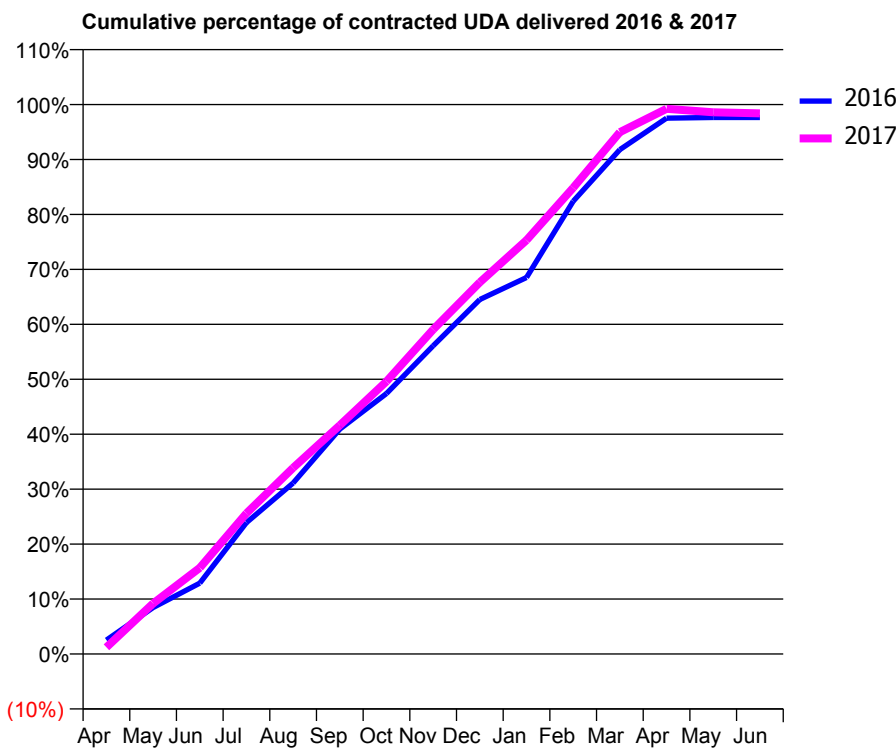
16/17 Contracted general activity (UDA)	9,356
Carry forward general activity (UDA)	221
16/17 Contracted orthodontic activity (UOA)	0
Carry forward orthodontic activity (UOA)	0
Baseline contract value	£210,161.27

### ACCESS\*

Patients seen in 24 months	Total	Change since previous quarter
Quarter ending March 2016	3,177	
Quarter ending June 2016	3,194	→
Quarter ending September 2016	3,148	↓
Quarter ending December 2016	3,166	→
Quarter ending March 2017	3,175	→
<b>Variance since March 2016</b>	<b>(0.1%)</b>	<b>→</b>



### ACTIVITY



Month	Adjusted Scheduled Activity (UDA)	
	2016	2017
April	238	115
May	791	861
June	1,206	1,468
July	2,237	2,397
August	2,912	3,170
September	3,829	3,895
October	4,435	4,641
November	5,248	5,525
December	6,035	6,329
January	6,411	7,046
February	7,709	7,939
March	8,588	8,885
April	9,123	9,283
May	9,135	9,223
June	9,135	9,206

### QUALITY

	Quantity	Base Number	Contract	AT	Region	England
% of FP17s for the same patient ID Re-attending within 3 months - Children	146	1,634	8.9%	10.9%	12.0%	12.3%
% of FP17s for the same patient ID Re-attending within 3 months - Adults	782	3,420	22.9%	15.2%	16.0%	16.7%
% of FP17s for the same patient ID Re-attending between 3 & 9 months - Children	1,029	1,634	63.0%	61.3%	58.8%	57.6%
% of FP17s for the same patient ID Re-attending between 3 & 9 months - Adults	1,762	3,420	51.5%	54.8%	51.2%	50.1%
% of FP17s for Band 1 Urgent Courses	343	4,937	6.9%	7.0%	8.0%	9.1%
% of FP17s Relating to Free Repair or Replacements	24	4,937	0.5%	0.8%	0.8%	0.8%
% of FP17s Relating to Continuations	167	4,937	3.4%	1.6%	1.2%	1.2%
% of Patients satisfied with the dentistry they have received	6	6	N/A	92.3%	92.7%	92.8%
% of Patients satisfied with the time they had to wait for an appointment	6	6	N/A	88.0%	89.1%	88.7%

\* This is based on patients treated on this contract for their most recent course of treatment. Figures in italics indicate the base number of FP17s or Patient Questionnaire responses are less than 100. N/A is shown where the base number of responses is less than 10 during the period. % is calculated as Quantity/Base number\*100

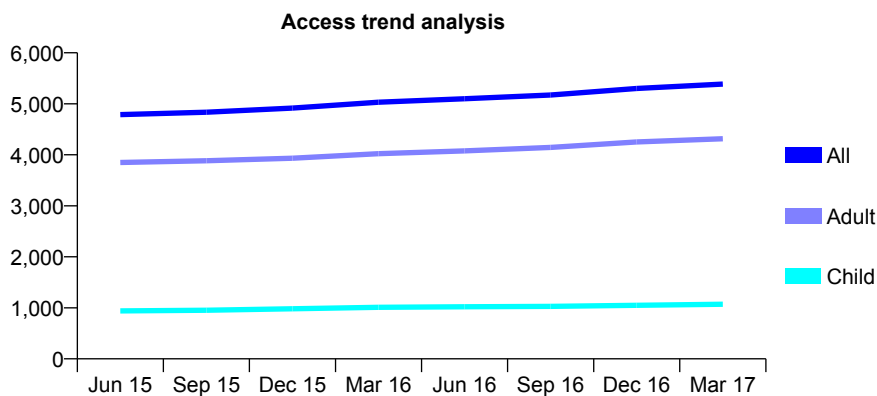
## Q55 - Vital Signs At a Glance Contract Report for 131997/0001 - Year end March 2017

Name or company name	Treeline Dental Care
Contract type name	GDS Contract
Purpose of contract	General
Contract start date	01/08/2010
Contract end date	

16/17 Contracted general activity (UDA)	13,500
Carry forward general activity (UDA)	0
16/17 Contracted orthodontic activity (UOA)	0
Carry forward orthodontic activity (UOA)	0
Baseline contract value	£318,778.90

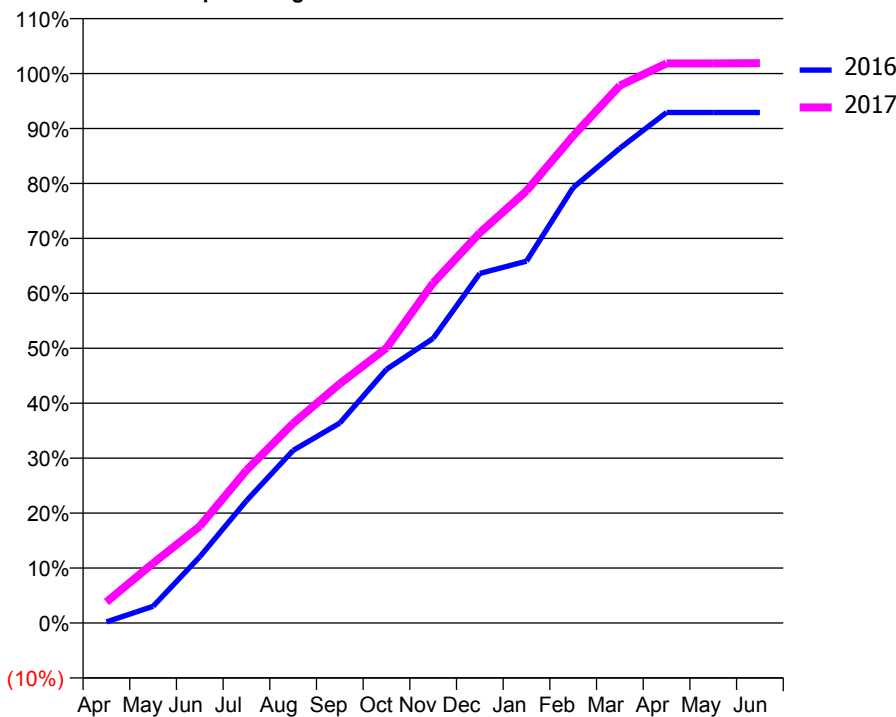
### ACCESS\*

Patients seen in 24 months	Total	Change since previous quarter
Quarter ending March 2016	5,032	
Quarter ending June 2016	5,099	→
Quarter ending September 2016	5,173	→
Quarter ending December 2016	5,300	↑
Quarter ending March 2017	5,387	→
<b>Variance since March 2016</b>	<b>7.1%</b>	<b>↑</b>



### ACTIVITY

Cumulative percentage of contracted UDA delivered 2016 & 2017



Month	Adjusted Scheduled Activity (UDA)	
	2016	2017
April	30	517
May	430	1,468
June	1,706	2,375
July	3,152	3,751
August	4,446	4,906
September	5,153	5,879
October	6,536	6,756
November	7,333	8,357
December	9,004	9,587
January	9,320	10,617
February	11,218	11,968
March	12,230	13,205
April	13,153	13,748
May	13,153	13,748
June	13,153	13,754

### QUALITY

	Quantity	Base Number	Contract	AT	Region	England
% of FP17s for the same patient ID Re-attending within 3 months - Children	88	1,616	5.4%	10.9%	12.0%	12.3%
% of FP17s for the same patient ID Re-attending within 3 months - Adults	839	6,370	13.2%	15.2%	16.0%	16.7%
% of FP17s for the same patient ID Re-attending between 3 & 9 months - Children	1,004	1,616	62.1%	61.3%	58.8%	57.6%
% of FP17s for the same patient ID Re-attending between 3 & 9 months - Adults	3,563	6,370	55.9%	54.8%	51.2%	50.1%
% of FP17s for Band 1 Urgent Courses	353	6,780	5.2%	7.0%	8.0%	9.1%
% of FP17s Relating to Free Repair or Replacements	68	6,780	1.0%	0.8%	0.8%	0.8%
% of FP17s Relating to Continuations	173	6,780	2.6%	1.6%	1.2%	1.2%
% of Patients satisfied with the dentistry they have received	22	24	91.7%	92.3%	92.7%	92.8%
% of Patients satisfied with the time they had to wait for an appointment	19	24	79.2%	88.0%	89.1%	88.7%

\* This is based on patients treated on this contract for their most recent course of treatment. Figures in italics indicate the base number of FP17s or Patient Questionnaire responses are less than 100. N/A is shown where the base number of responses is less than 10 during the period. % is calculated as Quantity/Base number\*100

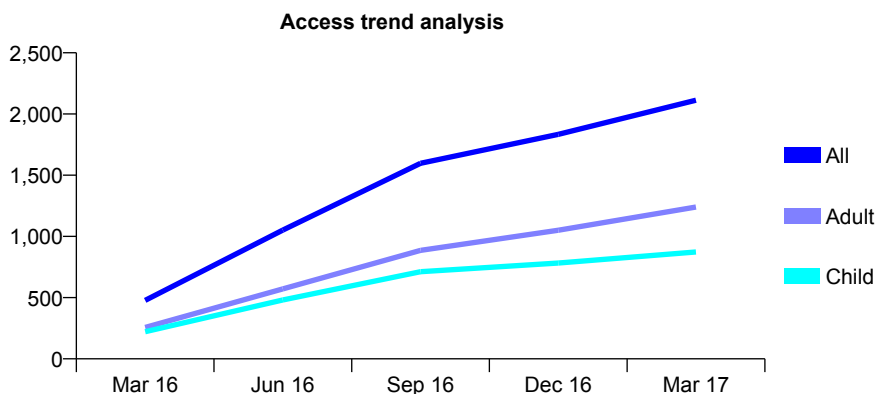
## Q55 - Vital Signs At a Glance Contract Report for 133477/0001 - Year end March 2017

Name or company name	Eckington One Partnership
Contract type name	GDS Contract
Purpose of contract	General
Contract start date	01/02/2016
Contract end date	

16/17 Contracted general activity (UDA)	7,300
Carry forward general activity (UDA)	0
16/17 Contracted orthodontic activity (UOA)	0
Carry forward orthodontic activity (UOA)	0
Baseline contract value	£169,712.00

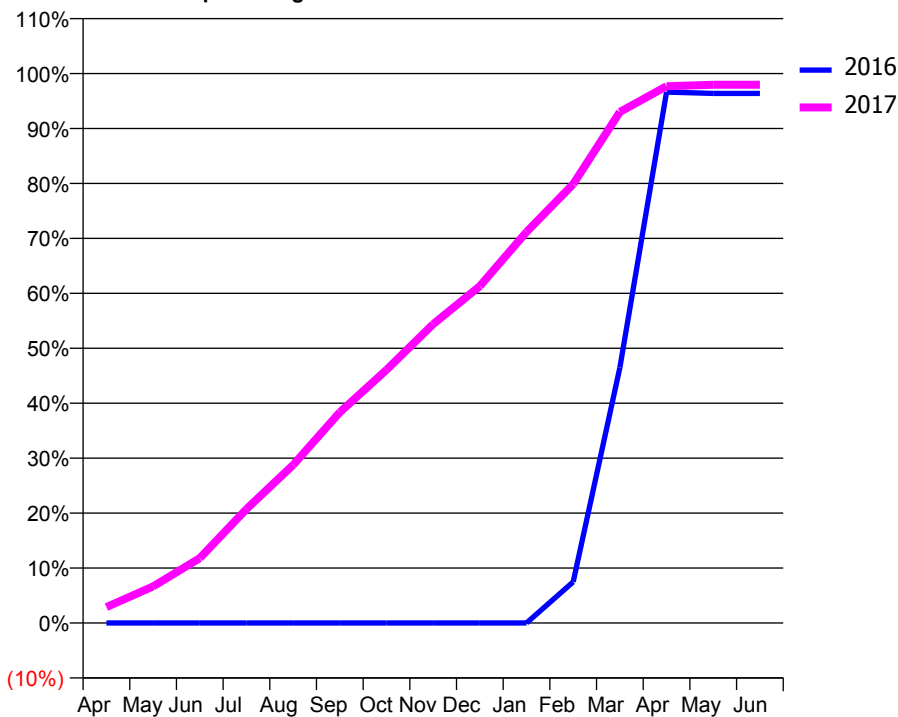
### ACCESS\*

Patients seen in 24 months	Total	Change since previous quarter
Quarter ending March 2016	478	
Quarter ending June 2016	1,052	↑
Quarter ending September 2016	1,598	↑
Quarter ending December 2016	1,834	↑
Quarter ending March 2017	2,113	↑
<b>Variance since March 2016</b>	<b>342.1%</b>	<b>↑</b>



### ACTIVITY

Cumulative percentage of contracted UDA delivered 2016 & 2017



Adjusted Scheduled Activity (UDA)

Month	2016	2017
April	0	212
May	0	486
June	0	861
July	0	1,514
August	0	2,100
September	0	2,799
October	0	3,363
November	0	3,971
December	0	4,476
January	0	5,194
February	91	5,830
March	566	6,789
April	1,176	7,131
May	1,173	7,151
June	1,173	7,151

### QUALITY

	Quantity	Base Number	Contract	AT	Region	England
% of FP17s for the same patient ID Re-attending within 3 months - Children	98	1,621	6.0%	10.9%	12.0%	12.3%
% of FP17s for the same patient ID Re-attending within 3 months - Adults	249	2,160	11.5%	15.2%	16.0%	16.7%
% of FP17s for the same patient ID Re-attending between 3 & 9 months - Children	648	1,621	40.0%	61.3%	58.8%	57.6%
% of FP17s for the same patient ID Re-attending between 3 & 9 months - Adults	780	2,160	36.1%	54.8%	51.2%	50.1%
% of FP17s for Band 1 Urgent Courses	163	3,671	4.4%	7.0%	8.0%	9.1%
% of FP17s Relating to Free Repair or Replacements	31	3,671	0.8%	0.8%	0.8%	0.8%
% of FP17s Relating to Continuations	33	3,671	0.9%	1.6%	1.2%	1.2%
% of Patients satisfied with the dentistry they have received	3	3	N/A	92.3%	92.7%	92.8%
% of Patients satisfied with the time they had to wait for an appointment	2	3	N/A	88.0%	89.1%	88.7%

\* This is based on patients treated on this contract for their most recent course of treatment. Figures in italics indicate the base number of FP17s or Patient Questionnaire responses are less than 100. N/A is shown where the base number of responses is less than 10 during the period. % is calculated as Quantity/Base number\*100

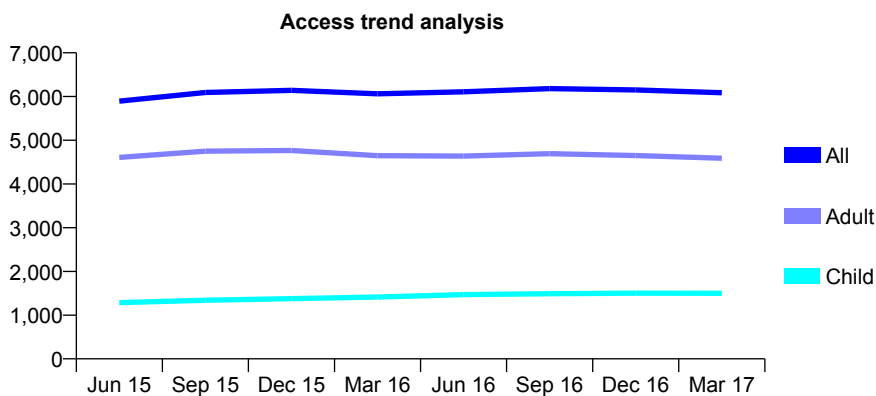
## Q55 - Vital Signs At a Glance Contract Report for 134406/0001 - Year end March 2017

Name or company name	Ice Surgeries Limited
Contract type name	GDS Contract
Purpose of contract	General
Contract start date	01/09/2009
Contract end date	

16/17 Contracted general activity (UDA)	14,000
Carry forward general activity (UDA)	-109
16/17 Contracted orthodontic activity (UOA)	0
Carry forward orthodontic activity (UOA)	0
Baseline contract value	£321,861.49

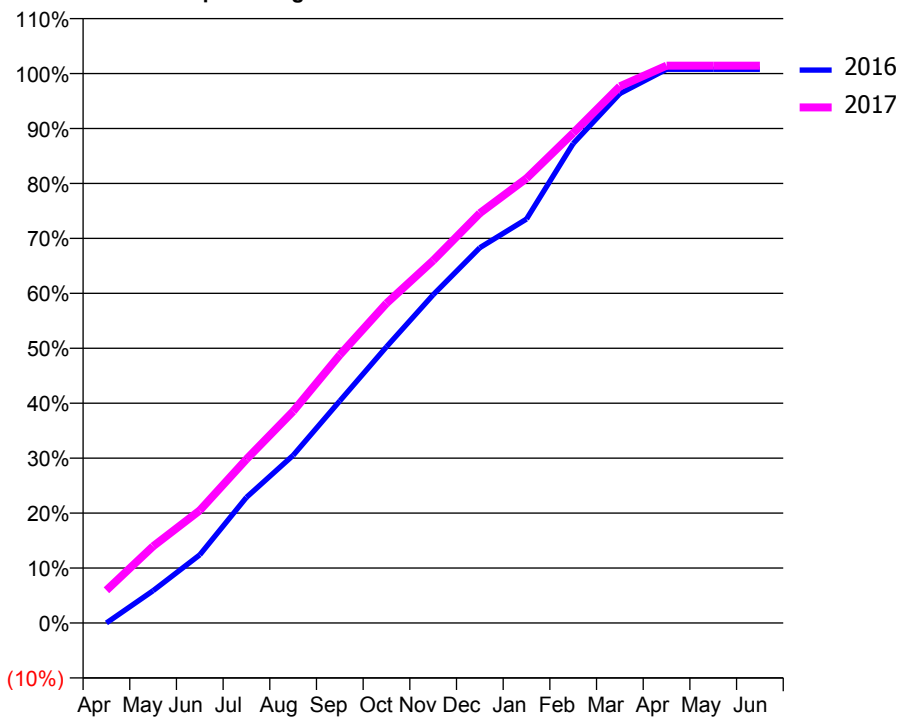
### ACCESS\*

Patients seen in 24 months	Total	Change since previous quarter
Quarter ending March 2016	6,062	
Quarter ending June 2016	6,107	→
Quarter ending September 2016	6,182	→
Quarter ending December 2016	6,151	→
Quarter ending March 2017	6,087	↓
<b>Variance since March 2016</b>	<b>0.4%</b>	<b>→</b>



### ACTIVITY

Cumulative percentage of contracted UDA delivered 2016 & 2017



Month	Adjusted Scheduled Activity (UDA)	
	2016	2017
April	-0	833
May	825	1,956
June	1,739	2,868
July	3,202	4,172
August	4,273	5,395
September	5,657	6,829
October	7,039	8,144
November	8,362	9,236
December	9,560	10,443
January	10,293	11,328
February	12,214	12,485
March	13,489	13,674
April	14,109	14,199
May	14,109	14,199
June	14,109	14,199

### QUALITY

	Quantity	Base Number	Contract	AT	Region	England
% of FP17s for the same patient ID Re-attending within 3 months - Children	136	2,286	5.9%	10.9%	12.0%	12.3%
% of FP17s for the same patient ID Re-attending within 3 months - Adults	602	6,000	10.0%	15.2%	16.0%	16.7%
% of FP17s for the same patient ID Re-attending between 3 & 9 months - Children	1,362	2,286	59.6%	61.3%	58.8%	57.6%
% of FP17s for the same patient ID Re-attending between 3 & 9 months - Adults	3,487	6,000	58.1%	54.8%	51.2%	50.1%
% of FP17s for Band 1 Urgent Courses	351	8,339	4.2%	7.0%	8.0%	9.1%
% of FP17s Relating to Free Repair or Replacements	104	8,339	1.2%	0.8%	0.8%	0.8%
% of FP17s Relating to Continuations	100	8,339	1.2%	1.6%	1.2%	1.2%
% of Patients satisfied with the dentistry they have received	2	2	N/A	92.3%	92.7%	92.8%
% of Patients satisfied with the time they had to wait for an appointment	2	2	N/A	88.0%	89.1%	88.7%

\* This is based on patients treated on this contract for their most recent course of treatment. Figures in italics indicate the base number of FP17s or Patient Questionnaire responses are less than 100. N/A is shown where the base number of responses is less than 10 during the period. % is calculated as Quantity/Base number\*100

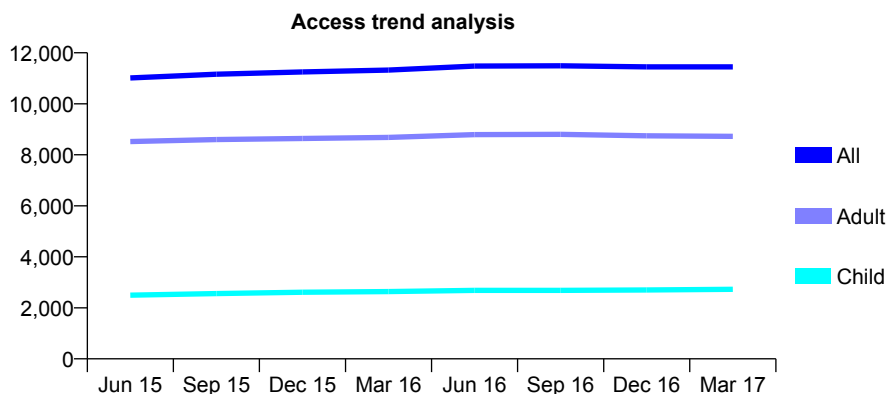
## Q55 - Vital Signs At a Glance Contract Report for 134678/0001 - Year end March 2017

Name or company name	IDH Mansfield Limited
Contract type name	GDS Contract
Purpose of contract	General
Contract start date	01/02/2008
Contract end date	

16/17 Contracted general activity (UDA)	28,500
Carry forward general activity (UDA)	0
16/17 Contracted orthodontic activity (UOA)	0
Carry forward orthodontic activity (UOA)	0
Baseline contract value	£689,957.92

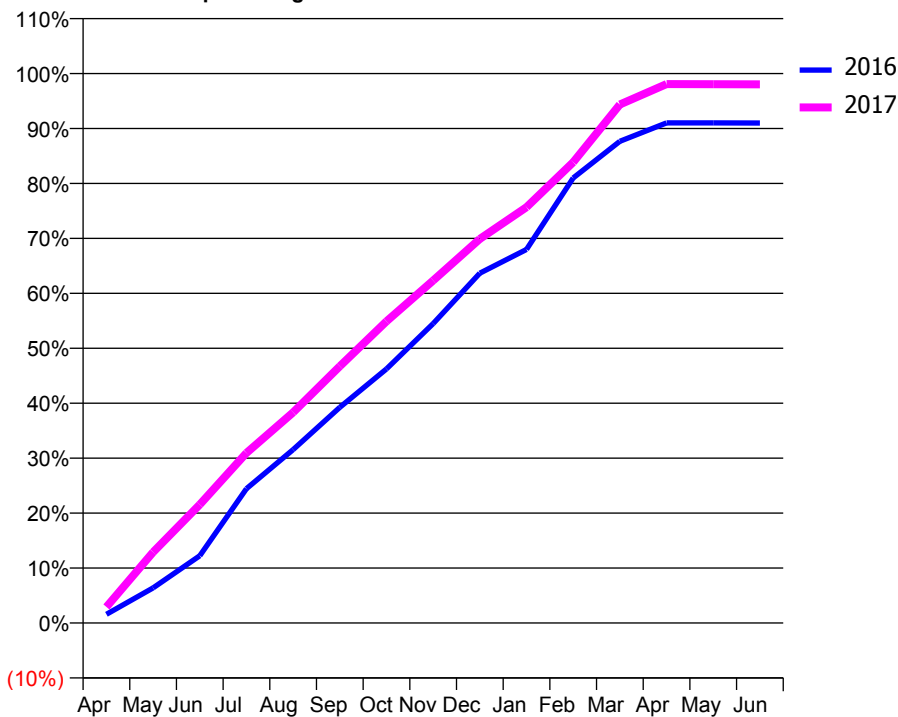
### ACCESS\*

Patients seen in 24 months	Total	Change since previous quarter
Quarter ending March 2016	11,324	
Quarter ending June 2016	11,478	→
Quarter ending September 2016	11,490	→
Quarter ending December 2016	11,446	→
Quarter ending March 2017	11,447	→
<b>Variance since March 2016</b>	<b>1.1%</b>	<b>→</b>



### ACTIVITY

Cumulative percentage of contracted UDA delivered 2016 & 2017



Month	Adjusted Scheduled Activity (UDA)	
	2016	2017
April	531	835
May	2,144	3,675
June	4,100	6,146
July	8,190	8,824
August	10,574	10,923
September	13,147	13,314
October	15,490	15,648
November	18,253	17,767
December	21,326	19,925
January	22,774	21,569
February	27,135	23,901
March	29,369	26,891
April	30,492	27,953
May	30,486	27,947
June	30,482	27,937

### QUALITY

	Quantity	Base Number	Contract	AT	Region	England
% of FP17s for the same patient ID Re-attending within 3 months - Children	165	3,570	4.6%	10.9%	12.0%	12.3%
% of FP17s for the same patient ID Re-attending within 3 months - Adults	740	10,578	7.0%	15.2%	16.0%	16.7%
% of FP17s for the same patient ID Re-attending between 3 & 9 months - Children	2,096	3,570	58.7%	61.3%	58.8%	57.6%
% of FP17s for the same patient ID Re-attending between 3 & 9 months - Adults	6,261	10,578	59.2%	54.8%	51.2%	50.1%
% of FP17s for Band 1 Urgent Courses	210	14,048	1.5%	7.0%	8.0%	9.1%
% of FP17s Relating to Free Repair or Replacements	35	14,048	0.2%	0.8%	0.8%	0.8%
% of FP17s Relating to Continuations	249	14,048	1.8%	1.6%	1.2%	1.2%
% of Patients satisfied with the dentistry they have received	9	12	75.0%	92.3%	92.7%	92.8%
% of Patients satisfied with the time they had to wait for an appointment	9	12	75.0%	88.0%	89.1%	88.7%

\* This is based on patients treated on this contract for their most recent course of treatment. Figures in italics indicate the base number of FP17s or Patient Questionnaire responses are less than 100. N/A is shown where the base number of responses is less than 10 during the period. % is calculated as Quantity/Base number\*100

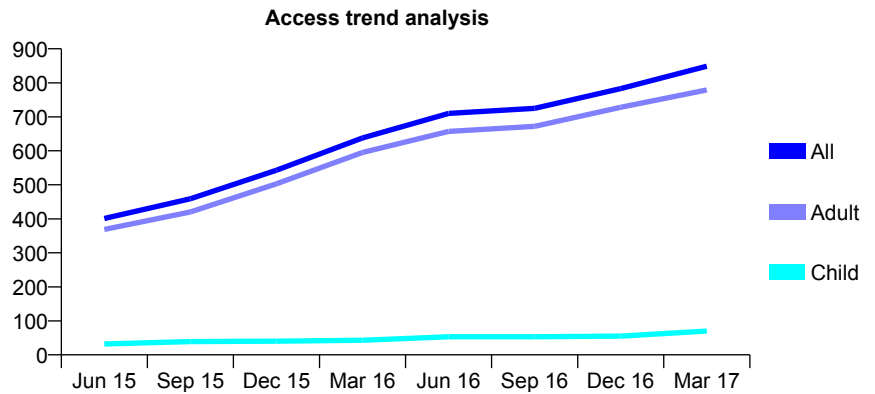
## Q55 - Vital Signs At a Glance Contract Report for 135267/0001 - Year end March 2017

Name or company name	Dr D Iliadis and Dr C Hancock
Contract type name	GDS Contract
Purpose of contract	General
Contract start date	01/06/2014
Contract end date	

16/17 Contracted general activity (UDA)	2,340
Carry forward general activity (UDA)	0
16/17 Contracted orthodontic activity (UOA)	0
Carry forward orthodontic activity (UOA)	0
Baseline contract value	£56,932.41

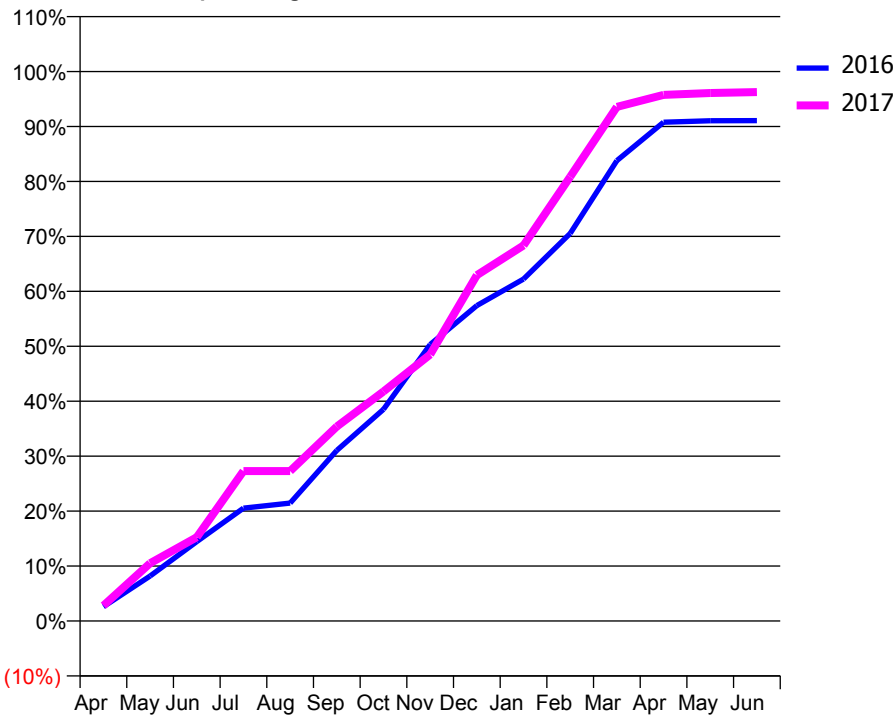
### ACCESS\*

Patients seen in 24 months	Total	Change since previous quarter
Quarter ending March 2016	638	
Quarter ending June 2016	710	↑
Quarter ending September 2016	725	↑
Quarter ending December 2016	783	↑
Quarter ending March 2017	849	↑
<b>Variance since March 2016</b>	<b>33.1%</b>	<b>↑</b>



### ACTIVITY

Cumulative percentage of contracted UDA delivered 2016 & 2017



Month	Adjusted Scheduled Activity (UDA)	
	2016	2017
April	61	65
May	192	246
June	338	357
July	481	638
August	502	638
September	727	828
October	901	977
November	1,178	1,135
December	1,343	1,473
January	1,456	1,599
February	1,650	1,892
March	1,961	2,189
April	2,124	2,240
May	2,130	2,248
June	2,131	2,252

### QUALITY

	Quantity	Base Number	Contract	AT	Region	England
% of FP17s for the same patient ID Re-attending within 3 months - Children	2	84	2.4%	10.9%	12.0%	12.3%
% of FP17s for the same patient ID Re-attending within 3 months - Adults	102	890	11.5%	15.2%	16.0%	16.7%
% of FP17s for the same patient ID Re-attending between 3 & 9 months - Children	35	84	41.7%	61.3%	58.8%	57.6%
% of FP17s for the same patient ID Re-attending between 3 & 9 months - Adults	393	890	44.2%	54.8%	51.2%	50.1%
% of FP17s for Band 1 Urgent Courses	71	954	7.4%	7.0%	8.0%	9.1%
% of FP17s Relating to Free Repair or Replacements	10	954	1.0%	0.8%	0.8%	0.8%
% of FP17s Relating to Continuations	1	954	0.1%	1.6%	1.2%	1.2%
% of Patients satisfied with the dentistry they have received	4	4	N/A	92.3%	92.7%	92.8%
% of Patients satisfied with the time they had to wait for an appointment	3	4	N/A	88.0%	89.1%	88.7%

\* This is based on patients treated on this contract for their most recent course of treatment. Figures in italics indicate the base number of FP17s or Patient Questionnaire responses are less than 100. N/A is shown where the base number of responses is less than 10 during the period. % is calculated as Quantity/Base number\*100

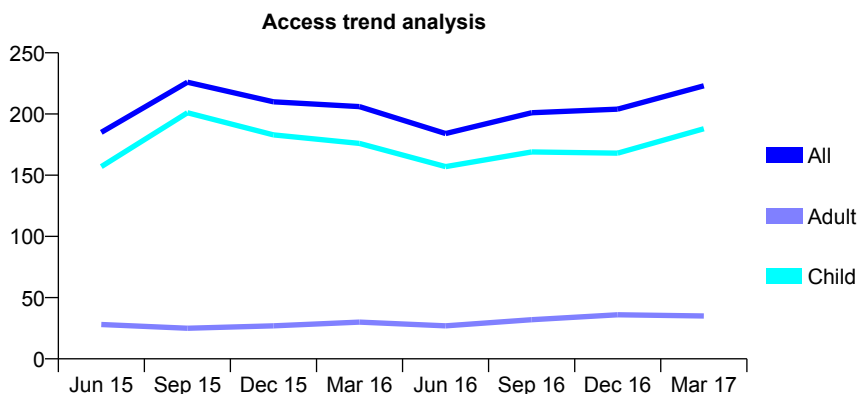
## Q55 - Vital Signs At a Glance Contract Report for 135372/0001 - Year end March 2017

Name or company name	No.1 The Orthodontic Specialists
Contract type name	GDS Contract
Purpose of contract	General and Orthodontic
Contract start date	14/12/2012
Contract end date	

16/17 Contracted general activity (UDA)	44
Carry forward general activity (UDA)	0
16/17 Contracted orthodontic activity (UOA)	6,651
Carry forward orthodontic activity (UOA)	-12
Baseline contract value	£407,884.07

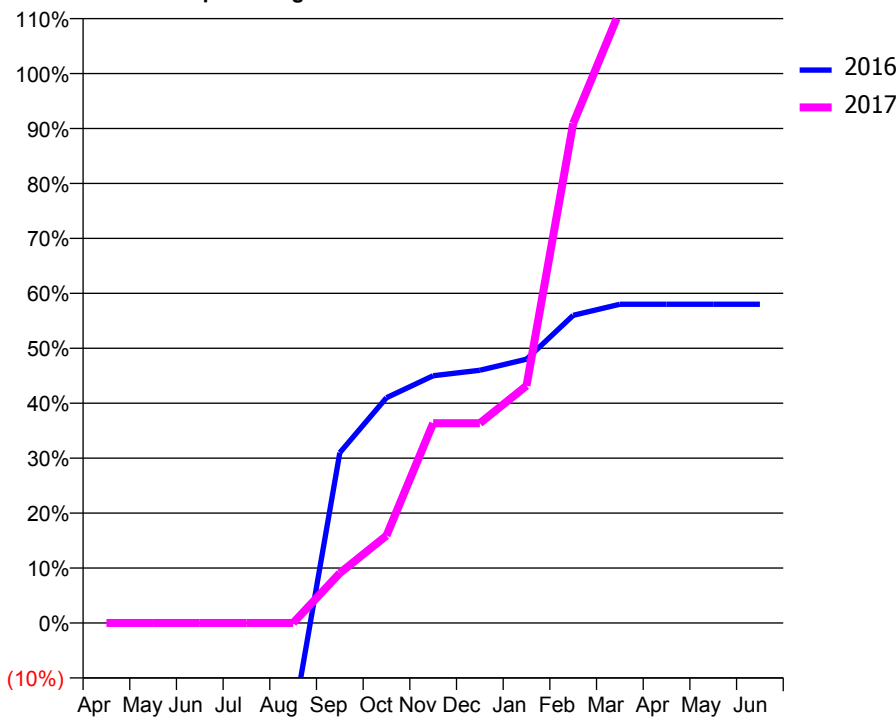
### ACCESS\*

Patients seen in 24 months	Total	Change since previous quarter
Quarter ending March 2016	206	
Quarter ending June 2016	184	↓
Quarter ending September 2016	201	↑
Quarter ending December 2016	204	→
Quarter ending March 2017	223	↑
<b>Variance since March 2016</b>	<b>8.3%</b>	<b>↑</b>



### ACTIVITY

Cumulative percentage of contracted UDA delivered 2016 & 2017



Adjusted Scheduled Activity (UDA)

Month	2016	2017
April	-43	0
May	-43	0
June	-43	0
July	-21	0
August	-18	0
September	31	4
October	41	7
November	45	16
December	46	16
January	48	19
February	56	40
March	58	49
April	58	49
May	58	49
June	58	49

### QUALITY

	Quantity	Base Number	Contract	AT	Region	England
% of FP17s for the same patient ID Re-attending within 3 months - Children	8	993	0.8%	10.9%	12.0%	12.3%
% of FP17s for the same patient ID Re-attending within 3 months - Adults	0	17	0.0%	15.2%	16.0%	16.7%
% of FP17s for the same patient ID Re-attending between 3 & 9 months - Children	5	993	0.5%	61.3%	58.8%	57.6%
% of FP17s for the same patient ID Re-attending between 3 & 9 months - Adults	0	17	0.0%	54.8%	51.2%	50.1%
% of FP17s for Band 1 Urgent Courses	0	17	0.0%	7.0%	8.0%	9.1%
% of FP17s Relating to Free Repair or Replacements	0	17	0.0%	0.8%	0.8%	0.8%
% of FP17s Relating to Continuations	0	17	0.0%	1.6%	1.2%	1.2%
% of Patients satisfied with the dentistry they have received	0	0	N/A	92.3%	92.7%	92.8%
% of Patients satisfied with the time they had to wait for an appointment	0	0	N/A	88.0%	89.1%	88.7%

\* This is based on patients treated on this contract for their most recent course of treatment. Figures in italics indicate the base number of FP17s or Patient Questionnaire responses are less than 100. N/A is shown where the base number of responses is less than 10 during the period. % is calculated as Quantity/Base number\*100



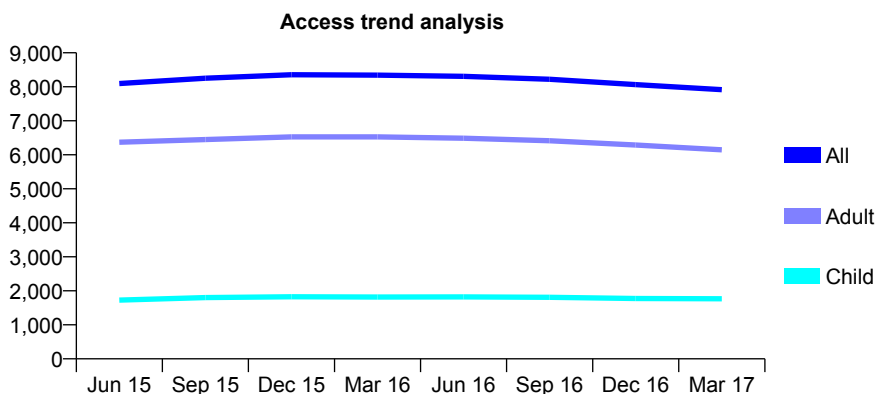
## Q55 - Vital Signs At a Glance Contract Report for 136654/0001 - Year end March 2017

Name or company name	Dentichек Ltd
Contract type name	GDS Contract
Purpose of contract	General
Contract start date	01/04/2009
Contract end date	

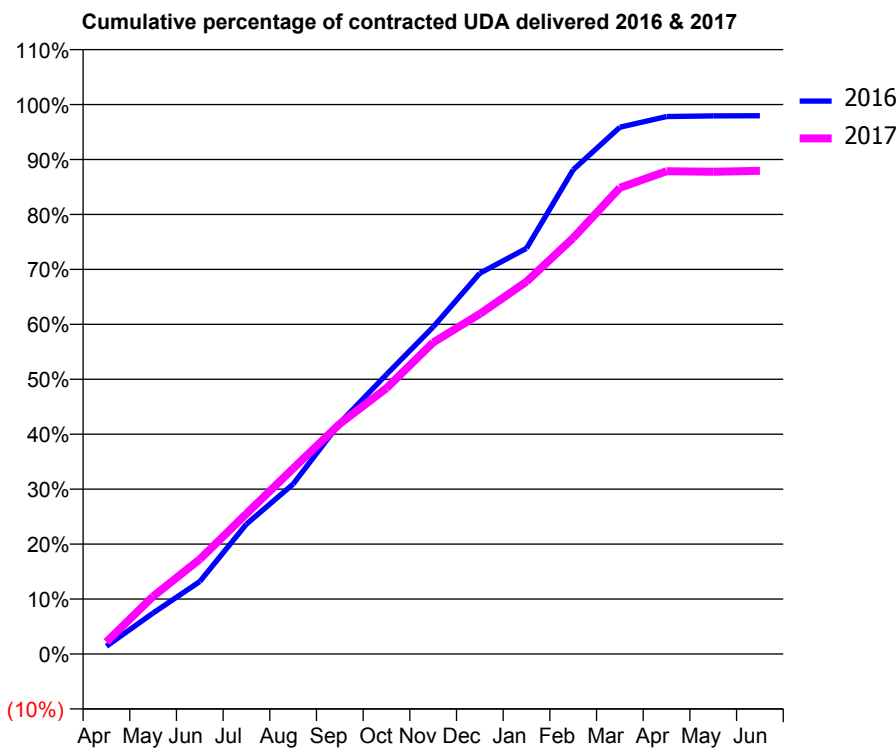
16/17 Contracted general activity (UDA)	23,500
Carry forward general activity (UDA)	489
16/17 Contracted orthodontic activity (UOA)	0
Carry forward orthodontic activity (UOA)	0
Baseline contract value	£552,454.33

### ACCESS\*

Patients seen in 24 months	Total	Change since previous quarter
Quarter ending March 2016	8,344	
Quarter ending June 2016	8,308	→
Quarter ending September 2016	8,222	↓
Quarter ending December 2016	8,063	↓
Quarter ending March 2017	7,914	↓
<b>Variance since March 2016</b>	<b>(5.2%)</b>	↓



### ACTIVITY



Month	Adjusted Scheduled Activity (UDA)	
	2016	2017
April	340	516
May	1,781	2,466
June	3,150	4,052
July	5,650	6,001
August	7,391	7,935
September	10,044	9,844
October	12,154	11,367
November	14,220	13,327
December	16,557	14,543
January	17,641	15,928
February	21,057	17,793
March	22,907	19,938
April	23,371	20,646
May	23,396	20,626
June	23,405	20,662

### QUALITY

	Quantity	Base Number	Contract	AT	Region	England
% of FP17s for the same patient ID Re-attending within 3 months - Children	583	2,748	21.2%	10.9%	12.0%	12.3%
% of FP17s for the same patient ID Re-attending within 3 months - Adults	1,262	8,402	15.0%	15.2%	16.0%	16.7%
% of FP17s for the same patient ID Re-attending between 3 & 9 months - Children	1,373	2,748	50.0%	61.3%	58.8%	57.6%
% of FP17s for the same patient ID Re-attending between 3 & 9 months - Adults	5,049	8,402	60.1%	54.8%	51.2%	50.1%
% of FP17s for Band 1 Urgent Courses	793	11,227	7.1%	7.0%	8.0%	9.1%
% of FP17s Relating to Free Repair or Replacements	150	11,227	1.3%	0.8%	0.8%	0.8%
% of FP17s Relating to Continuations	31	11,227	0.3%	1.6%	1.2%	1.2%
% of Patients satisfied with the dentistry they have received	15	16	93.8%	92.3%	92.7%	92.8%
% of Patients satisfied with the time they had to wait for an appointment	15	16	93.8%	88.0%	89.1%	88.7%

\* This is based on patients treated on this contract for their most recent course of treatment. Figures in italics indicate the base number of FP17s or Patient Questionnaire responses are less than 100. N/A is shown where the base number of responses is less than 10 during the period. % is calculated as Quantity/Base number\*100

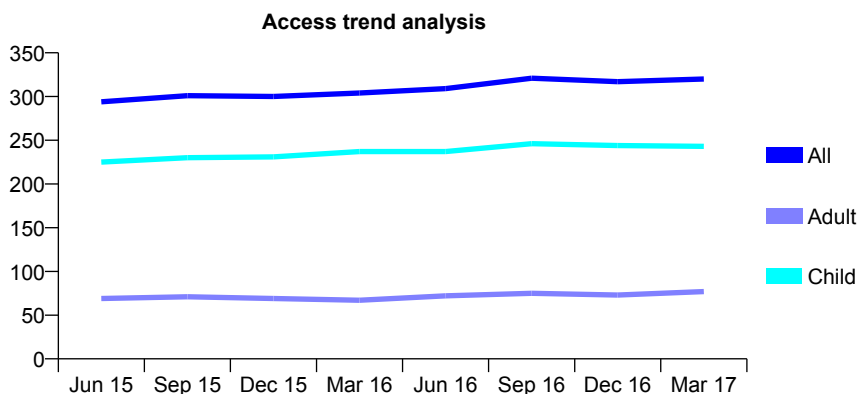
## Q55 - Vital Signs At a Glance Contract Report for 137553/0001 - Year end March 2017

Name or company name	Ruddington Dental Practice
Contract type name	GDS Contract
Purpose of contract	General
Contract start date	01/08/2013
Contract end date	

16/17 Contracted general activity (UDA)	600
Carry forward general activity (UDA)	17
16/17 Contracted orthodontic activity (UOA)	0
Carry forward orthodontic activity (UOA)	0
Baseline contract value	£15,447.15

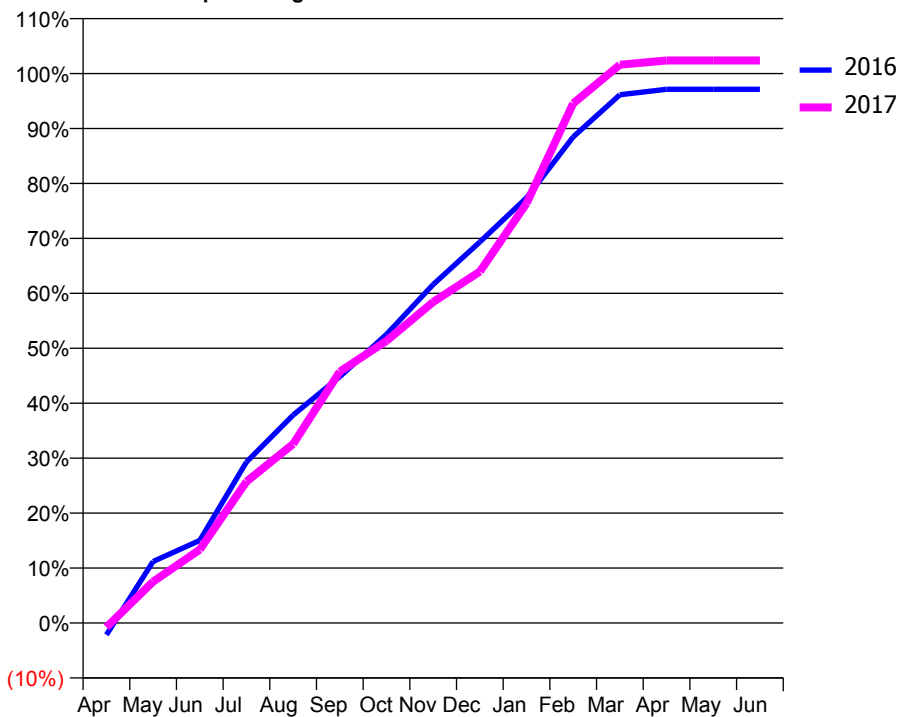
### ACCESS\*

Patients seen in 24 months	Total	Change since previous quarter
Quarter ending March 2016	304	
Quarter ending June 2016	309	→
Quarter ending September 2016	321	↑
Quarter ending December 2016	317	↓
Quarter ending March 2017	320	→
<b>Variance since March 2016</b>	<b>5.3%</b>	<b>↑</b>



### ACTIVITY

Cumulative percentage of contracted UDA delivered 2016 & 2017



Month	Adjusted Scheduled Activity (UDA)	
	2016	2017
April	-13	-5
May	67	45
June	90	80
July	176	154
August	227	195
September	269	275
October	315	308
November	370	351
December	416	384
January	464	458
February	531	567
March	577	610
April	583	614
May	583	614
June	583	614

### QUALITY

	Quantity	Base Number	Contract	AT	Region	England
% of FP17s for the same patient ID Re-attending within 3 months - Children	11	363	3.0%	10.9%	12.0%	12.3%
% of FP17s for the same patient ID Re-attending within 3 months - Adults	8	90	8.9%	15.2%	16.0%	16.7%
% of FP17s for the same patient ID Re-attending between 3 & 9 months - Children	250	363	68.9%	61.3%	58.8%	57.6%
% of FP17s for the same patient ID Re-attending between 3 & 9 months - Adults	70	90	77.8%	54.8%	51.2%	50.1%
% of FP17s for Band 1 Urgent Courses	16	452	3.5%	7.0%	8.0%	9.1%
% of FP17s Relating to Free Repair or Replacements	0	452	0.0%	0.8%	0.8%	0.8%
% of FP17s Relating to Continuations	4	452	0.9%	1.6%	1.2%	1.2%
% of Patients satisfied with the dentistry they have received	0	0	N/A	92.3%	92.7%	92.8%
% of Patients satisfied with the time they had to wait for an appointment	0	0	N/A	88.0%	89.1%	88.7%

\* This is based on patients treated on this contract for their most recent course of treatment. Figures in italics indicate the base number of FP17s or Patient Questionnaire responses are less than 100. N/A is shown where the base number of responses is less than 10 during the period. % is calculated as Quantity/Base number\*100

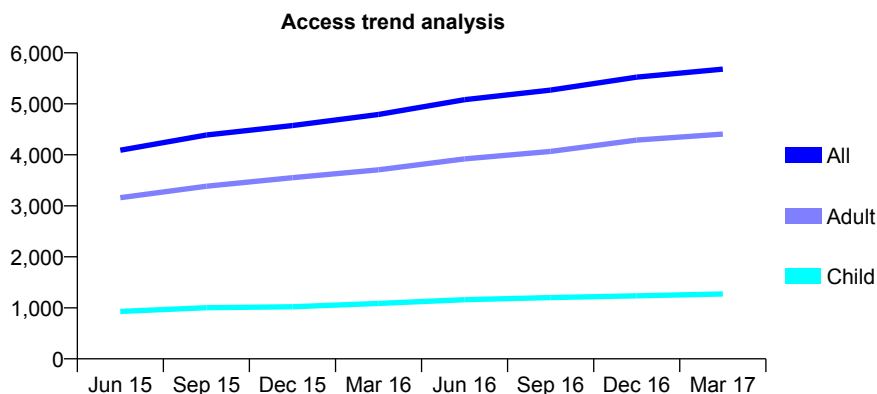
## Q55 - Vital Signs At a Glance Contract Report for 138045/0001 - Year end March 2017

Name or company name	16a Dental
Contract type name	GDS Contract
Purpose of contract	General
Contract start date	01/04/2006
Contract end date	

16/17 Contracted general activity (UDA)	15,977
Carry forward general activity (UDA)	-165
16/17 Contracted orthodontic activity (UOA)	0
Carry forward orthodontic activity (UOA)	0
Baseline contract value	£419,325.52

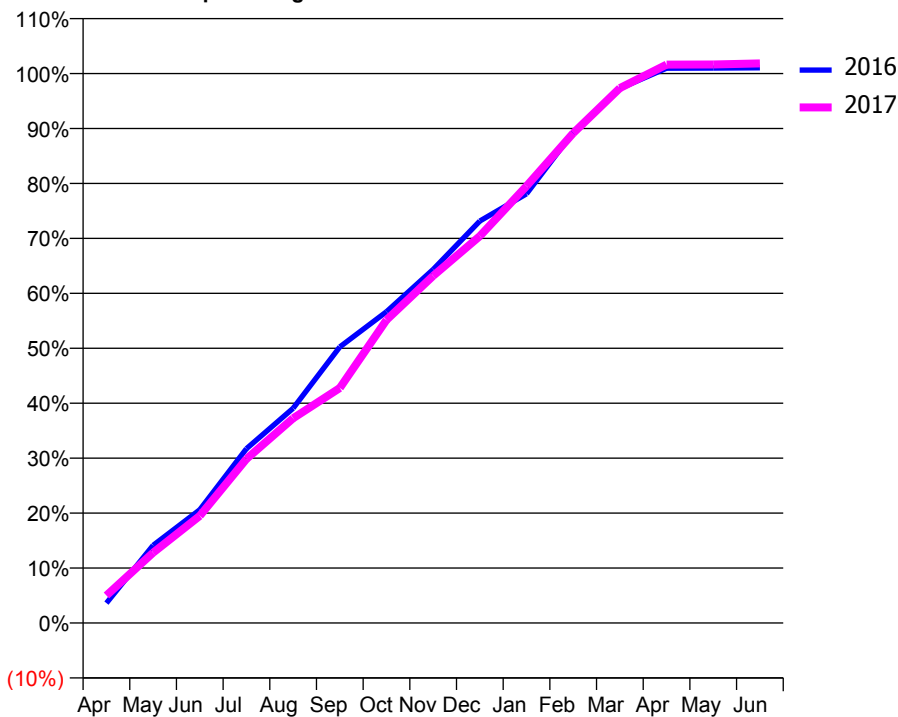
### ACCESS\*

Patients seen in 24 months	Total	Change since previous quarter
Quarter ending March 2016	4,792	
Quarter ending June 2016	5,081	↑
Quarter ending September 2016	5,269	↑
Quarter ending December 2016	5,523	↑
Quarter ending March 2017	5,679	↑
<b>Variance since March 2016</b>	<b>18.5%</b>	<b>↑</b>



### ACTIVITY

Cumulative percentage of contracted UDA delivered 2016 & 2017



Month	Adjusted Scheduled Activity (UDA)	
	2016	2017
April	580	801
May	2,260	2,046
June	3,293	3,114
July	5,068	4,771
August	6,244	5,953
September	8,027	6,835
October	9,052	8,810
November	10,282	10,092
December	11,688	11,250
January	12,480	12,702
February	14,266	14,242
March	15,540	15,554
April	16,132	16,235
May	16,136	16,240
June	16,142	16,270

### QUALITY

	Quantity	Base Number	Contract	AT	Region	England
% of FP17s for the same patient ID Re-attending within 3 months - Children	288	2,356	12.2%	10.9%	12.0%	12.3%
% of FP17s for the same patient ID Re-attending within 3 months - Adults	1,117	7,566	14.8%	15.2%	16.0%	16.7%
% of FP17s for the same patient ID Re-attending between 3 & 9 months - Children	1,506	2,356	63.9%	61.3%	58.8%	57.6%
% of FP17s for the same patient ID Re-attending between 3 & 9 months - Adults	4,868	7,566	64.3%	54.8%	51.2%	50.1%
% of FP17s for Band 1 Urgent Courses	484	9,573	5.1%	7.0%	8.0%	9.1%
% of FP17s Relating to Free Repair or Replacements	68	9,573	0.7%	0.8%	0.8%	0.8%
% of FP17s Relating to Continuations	147	9,573	1.5%	1.6%	1.2%	1.2%
% of Patients satisfied with the dentistry they have received	10	11	90.9%	92.3%	92.7%	92.8%
% of Patients satisfied with the time they had to wait for an appointment	9	11	81.8%	88.0%	89.1%	88.7%

\* This is based on patients treated on this contract for their most recent course of treatment. Figures in italics indicate the base number of FP17s or Patient Questionnaire responses are less than 100. N/A is shown where the base number of responses is less than 10 during the period. % is calculated as Quantity/Base number\*100

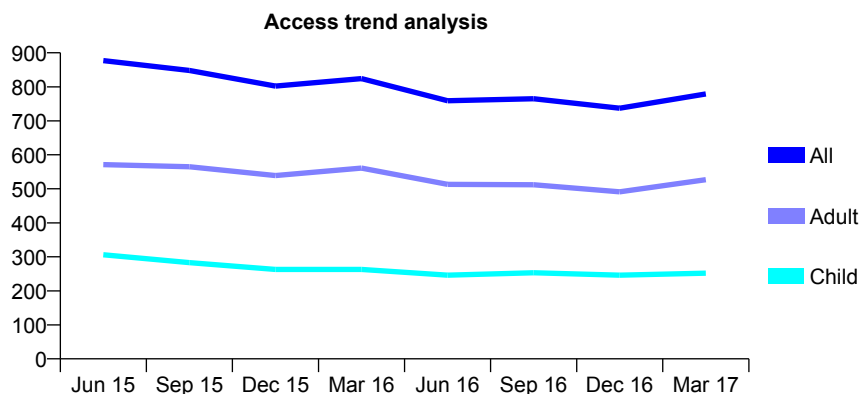
## Q55 - Vital Signs At a Glance Contract Report for 138169/0001 - Year end March 2017

Name or company name	Holly Tree House Dental Practice
Contract type name	GDS Contract
Purpose of contract	General
Contract start date	25/11/2011
Contract end date	

16/17 Contracted general activity (UDA)	2,254
Carry forward general activity (UDA)	0
16/17 Contracted orthodontic activity (UOA)	0
Carry forward orthodontic activity (UOA)	0
Baseline contract value	£53,326.55

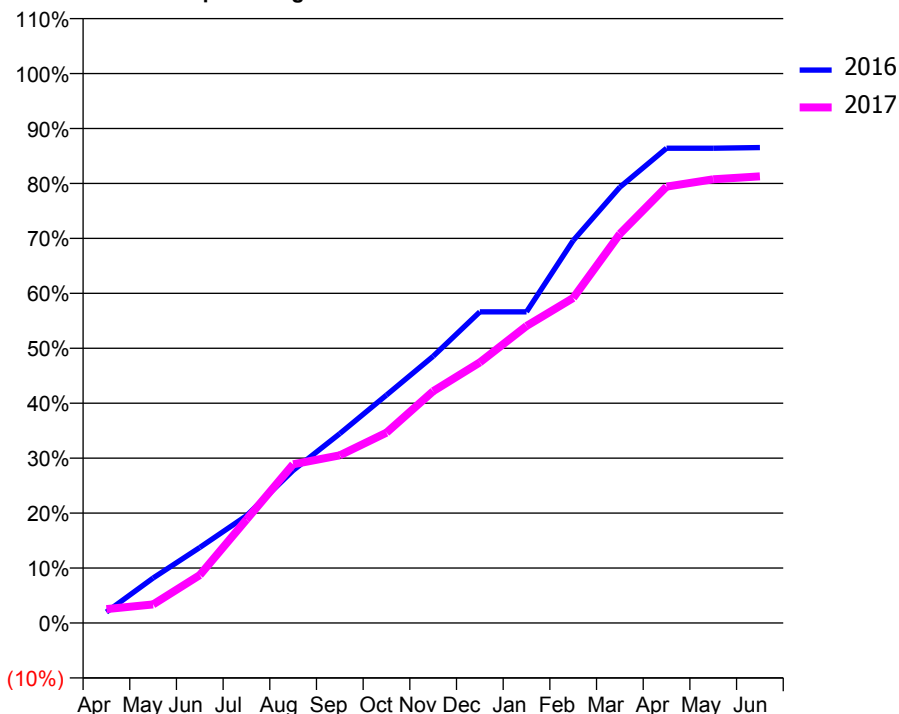
### ACCESS\*

Patients seen in 24 months	Total	Change since previous quarter
Quarter ending March 2016	824	
Quarter ending June 2016	759	↓
Quarter ending September 2016	765	→
Quarter ending December 2016	737	↓
Quarter ending March 2017	779	↑
<b>Variance since March 2016</b>	<b>(5.5%)</b>	<b>↓</b>



### ACTIVITY

Cumulative percentage of contracted UDA delivered 2016 & 2017



Adjusted Scheduled Activity (UDA)

Month	2016	2017
April	45	57
May	185	76
June	310	197
July	440	424
August	626	651
September	777	688
October	935	781
November	1,094	951
December	1,276	1,069
January	1,276	1,219
February	1,569	1,333
March	1,788	1,596
April	1,947	1,790
May	1,947	1,820
June	1,950	1,832

### QUALITY

	Quantity	Base Number	Contract	AT	Region	England
% of FP17s for the same patient ID Re-attending within 3 months - Children	20	409	4.9%	10.9%	12.0%	12.3%
% of FP17s for the same patient ID Re-attending within 3 months - Adults	76	482	15.8%	15.2%	16.0%	16.7%
% of FP17s for the same patient ID Re-attending between 3 & 9 months - Children	271	409	66.3%	61.3%	58.8%	57.6%
% of FP17s for the same patient ID Re-attending between 3 & 9 months - Adults	215	482	44.6%	54.8%	51.2%	50.1%
% of FP17s for Band 1 Urgent Courses	15	922	1.6%	7.0%	8.0%	9.1%
% of FP17s Relating to Free Repair or Replacements	10	922	1.1%	0.8%	0.8%	0.8%
% of FP17s Relating to Continuations	25	922	2.7%	1.6%	1.2%	1.2%
% of Patients satisfied with the dentistry they have received	0	0	N/A	92.3%	92.7%	92.8%
% of Patients satisfied with the time they had to wait for an appointment	0	0	N/A	88.0%	89.1%	88.7%

\* This is based on patients treated on this contract for their most recent course of treatment. Figures in italics indicate the base number of FP17s or Patient Questionnaire responses are less than 100. N/A is shown where the base number of responses is less than 10 during the period. % is calculated as Quantity/Base number\*100

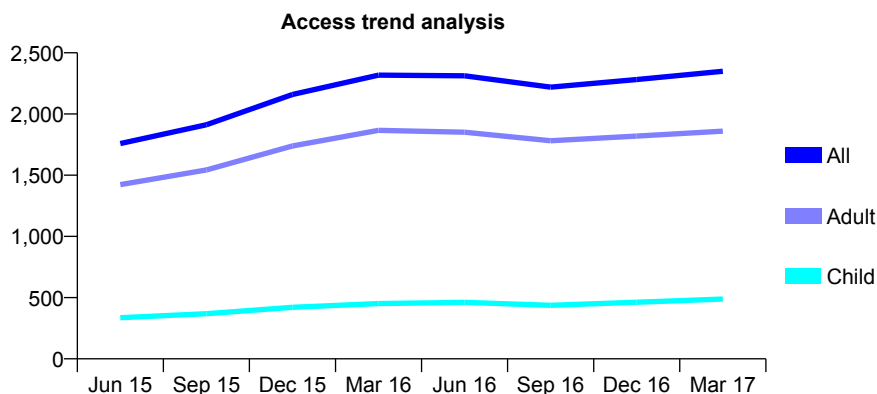
## Q55 - Vital Signs At a Glance Contract Report for 138592/0001 - Year end March 2017

Name or company name	Oradent Studio
Contract type name	GDS Contract
Purpose of contract	General
Contract start date	12/02/2014
Contract end date	

16/17 Contracted general activity (UDA)	6,825
Carry forward general activity (UDA)	-92
16/17 Contracted orthodontic activity (UOA)	0
Carry forward orthodontic activity (UOA)	0
Baseline contract value	£175,268.51

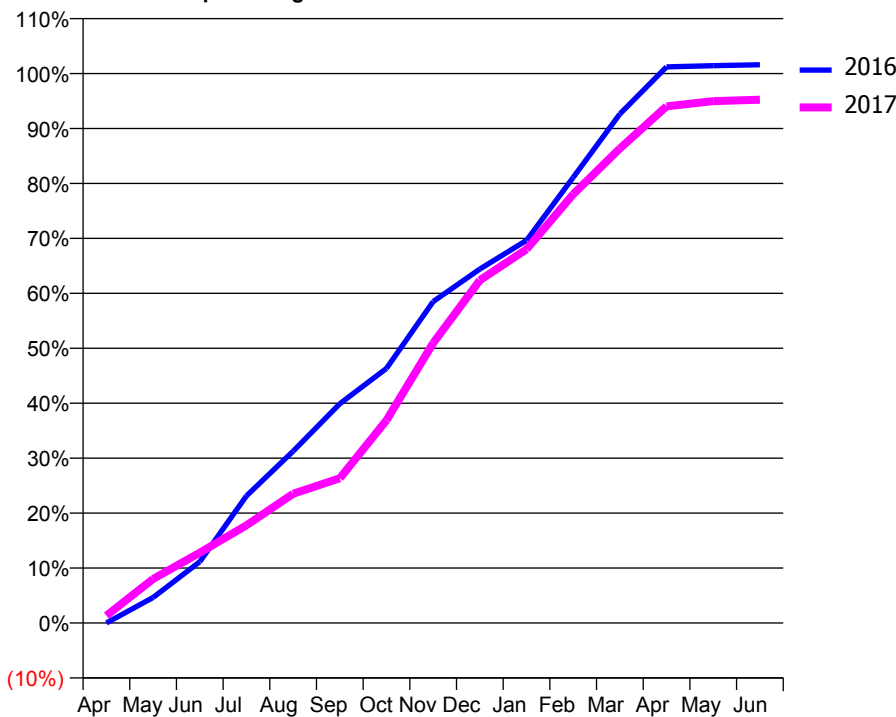
### ACCESS\*

Patients seen in 24 months	Total	Change since previous quarter
Quarter ending March 2016	2,318	
Quarter ending June 2016	2,312	→
Quarter ending September 2016	2,219	↓
Quarter ending December 2016	2,282	↑
Quarter ending March 2017	2,349	↑
<b>Variance since March 2016</b>	<b>1.3%</b>	<b>→</b>



### ACTIVITY

Cumulative percentage of contracted UDA delivered 2016 & 2017



Adjusted Scheduled Activity (UDA)

Month	2016	2017
April	0	92
May	271	547
June	649	874
July	1,348	1,213
August	1,821	1,605
September	2,325	1,797
October	2,700	2,518
November	3,407	3,477
December	3,752	4,257
January	4,056	4,641
February	4,724	5,325
March	5,397	5,894
April	5,895	6,417
May	5,908	6,482
June	5,917	6,500

### QUALITY

	Quantity	Base Number	Contract	AT	Region	England
% of FP17s for the same patient ID Re-attending within 3 months - Children	21	498	4.2%	10.9%	12.0%	12.3%
% of FP17s for the same patient ID Re-attending within 3 months - Adults	195	1,909	10.2%	15.2%	16.0%	16.7%
% of FP17s for the same patient ID Re-attending between 3 & 9 months - Children	138	498	27.7%	61.3%	58.8%	57.6%
% of FP17s for the same patient ID Re-attending between 3 & 9 months - Adults	604	1,909	31.6%	54.8%	51.2%	50.1%
% of FP17s for Band 1 Urgent Courses	194	2,426	8.0%	7.0%	8.0%	9.1%
% of FP17s Relating to Free Repair or Replacements	29	2,426	1.2%	0.8%	0.8%	0.8%
% of FP17s Relating to Continuations	5	2,426	0.2%	1.6%	1.2%	1.2%
% of Patients satisfied with the dentistry they have received	8	8	N/A	92.3%	92.7%	92.8%
% of Patients satisfied with the time they had to wait for an appointment	8	8	N/A	88.0%	89.1%	88.7%

\* This is based on patients treated on this contract for their most recent course of treatment. Figures in italics indicate the base number of FP17s or Patient Questionnaire responses are less than 100. N/A is shown where the base number of responses is less than 10 during the period. % is calculated as Quantity/Base number\*100

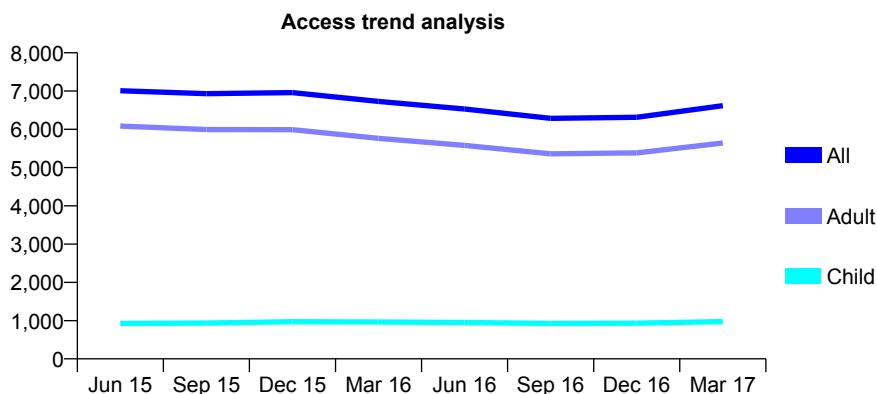
## Q55 - Vital Signs At a Glance Contract Report for 139904/0001 - Year end March 2017

Name or company name	Market Street Dental Care
Contract type name	GDS Contract
Purpose of contract	General
Contract start date	01/09/2012
Contract end date	

16/17 Contracted general activity (UDA)	16,736
Carry forward general activity (UDA)	-334
16/17 Contracted orthodontic activity (UOA)	0
Carry forward orthodontic activity (UOA)	0
Baseline contract value	£403,338.00

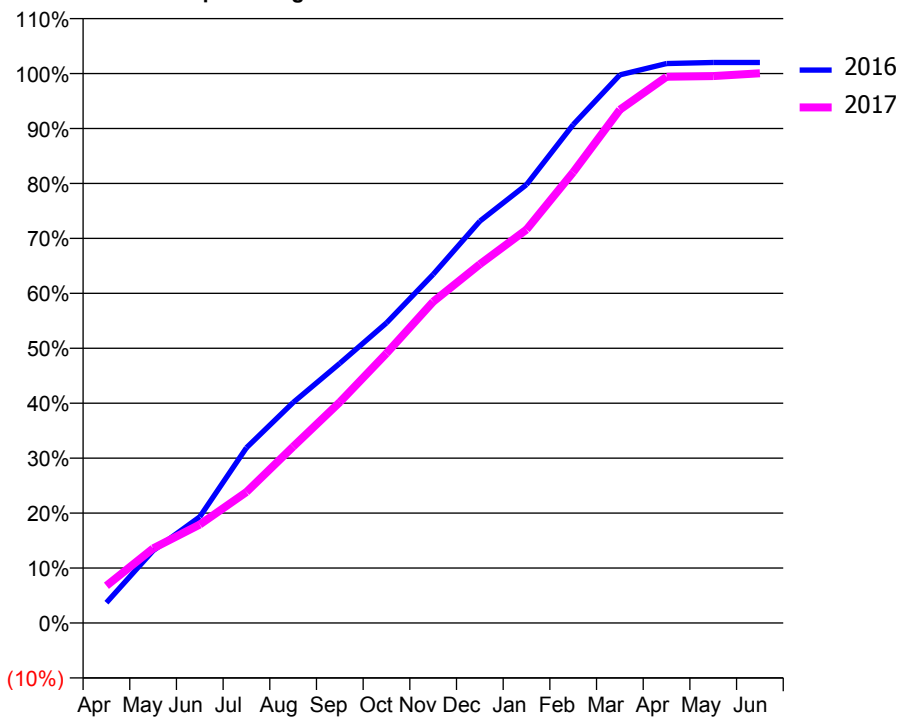
### ACCESS\*

Patients seen in 24 months	Total	Change since previous quarter
Quarter ending March 2016	6,728	
Quarter ending June 2016	6,529	↓
Quarter ending September 2016	6,288	↓
Quarter ending December 2016	6,315	→
Quarter ending March 2017	6,617	↑
<b>Variance since March 2016</b>	<b>(1.6%)</b>	<b>↓</b>



### ACTIVITY

Cumulative percentage of contracted UDA delivered 2016 & 2017



### QUALITY

	Quantity	Base Number	Contract	AT	Region	England
% of FP17s for the same patient ID Re-attending within 3 months - Children	66	1,475	4.5%	10.9%	12.0%	12.3%
% of FP17s for the same patient ID Re-attending within 3 months - Adults	810	7,988	10.1%	15.2%	16.0%	16.7%
% of FP17s for the same patient ID Re-attending between 3 & 9 months - Children	975	1,475	66.1%	61.3%	58.8%	57.6%
% of FP17s for the same patient ID Re-attending between 3 & 9 months - Adults	4,729	7,988	59.2%	54.8%	51.2%	50.1%
% of FP17s for Band 1 Urgent Courses	368	8,861	4.2%	7.0%	8.0%	9.1%
% of FP17s Relating to Free Repair or Replacements	18	8,861	0.2%	0.8%	0.8%	0.8%
% of FP17s Relating to Continuations	106	8,861	1.2%	1.6%	1.2%	1.2%
% of Patients satisfied with the dentistry they have received	10	11	90.9%	92.3%	92.7%	92.8%
% of Patients satisfied with the time they had to wait for an appointment	9	11	81.8%	88.0%	89.1%	88.7%

\* This is based on patients treated on this contract for their most recent course of treatment. Figures in italics indicate the base number of FP17s or Patient Questionnaire responses are less than 100. N/A is shown where the base number of responses is less than 10 during the period. % is calculated as Quantity/Base number\*100

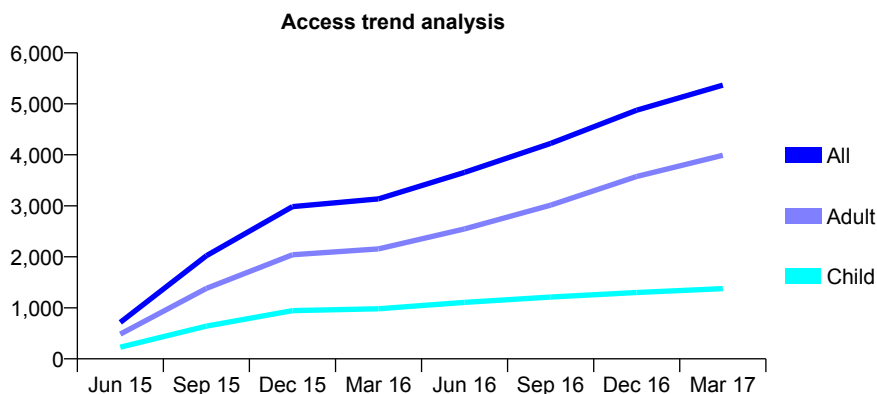
## Q55 - Vital Signs At a Glance Contract Report for 142166/0001 - Year end March 2017

Name or company name	Nationwide Healthcare Providers Ltd Clay C
Contract type name	GDS Contract
Purpose of contract	General
Contract start date	01/04/2015
Contract end date	

16/17 Contracted general activity (UDA)	18,000
Carry forward general activity (UDA)	0
16/17 Contracted orthodontic activity (UOA)	0
Carry forward orthodontic activity (UOA)	0
Baseline contract value	£498,524.28

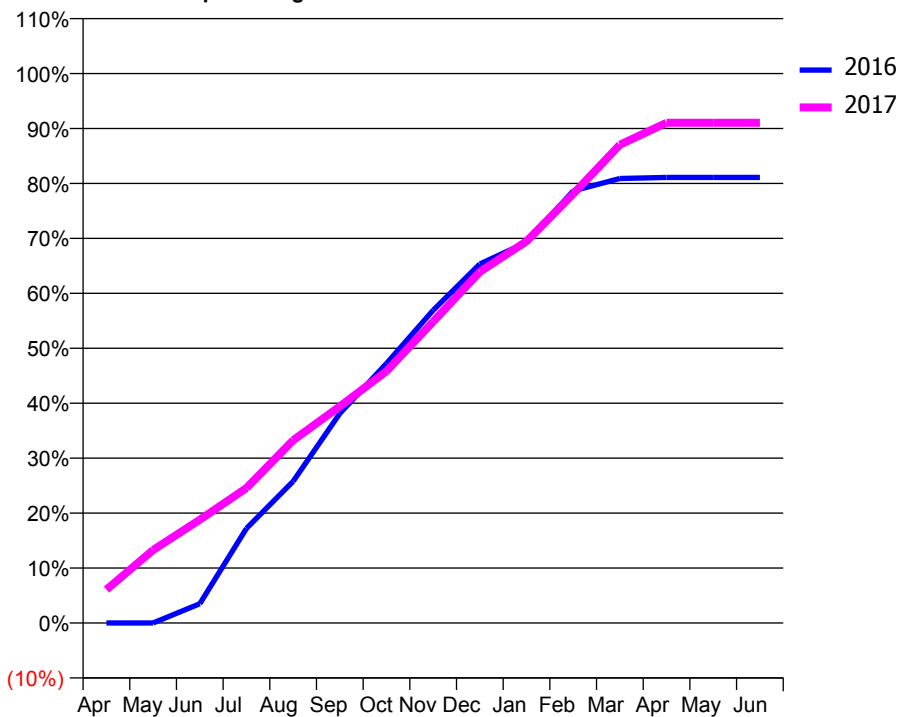
### ACCESS\*

Patients seen in 24 months	Total	Change since previous quarter
Quarter ending March 2016	3,137	
Quarter ending June 2016	3,655	↑
Quarter ending September 2016	4,224	↑
Quarter ending December 2016	4,874	↑
Quarter ending March 2017	5,366	↑
<b>Variance since March 2016</b>	<b>71.1%</b>	<b>↑</b>



### ACTIVITY

Cumulative percentage of contracted UDA delivered 2016 & 2017



Month	Adjusted Scheduled Activity (UDA)	
	2016	2017
April	0	1,094
May	0	2,393
June	484	3,384
July	2,371	4,425
August	3,550	5,984
September	5,252	7,096
October	6,505	8,251
November	7,839	9,874
December	9,000	11,503
January	9,540	12,506
February	10,830	14,054
March	11,143	15,665
April	11,168	16,386
May	11,168	16,388
June	11,169	16,388

### QUALITY

	Quantity	Base Number	Contract	AT	Region	England
% of FP17s for the same patient ID Re-attending within 3 months - Children	141	2,020	7.0%	10.9%	12.0%	12.3%
% of FP17s for the same patient ID Re-attending within 3 months - Adults	718	5,271	13.6%	15.2%	16.0%	16.7%
% of FP17s for the same patient ID Re-attending between 3 & 9 months - Children	1,090	2,020	54.0%	61.3%	58.8%	57.6%
% of FP17s for the same patient ID Re-attending between 3 & 9 months - Adults	1,834	5,271	34.8%	54.8%	51.2%	50.1%
% of FP17s for Band 1 Urgent Courses	555	7,615	7.3%	7.0%	8.0%	9.1%
% of FP17s Relating to Free Repair or Replacements	3	7,615	0.0%	0.8%	0.8%	0.8%
% of FP17s Relating to Continuations	181	7,615	2.4%	1.6%	1.2%	1.2%
% of Patients satisfied with the dentistry they have received	6	6	N/A	92.3%	92.7%	92.8%
% of Patients satisfied with the time they had to wait for an appointment	3	6	N/A	88.0%	89.1%	88.7%

\* This is based on patients treated on this contract for their most recent course of treatment. Figures in italics indicate the base number of FP17s or Patient Questionnaire responses are less than 100. N/A is shown where the base number of responses is less than 10 during the period. % is calculated as Quantity/Base number\*100



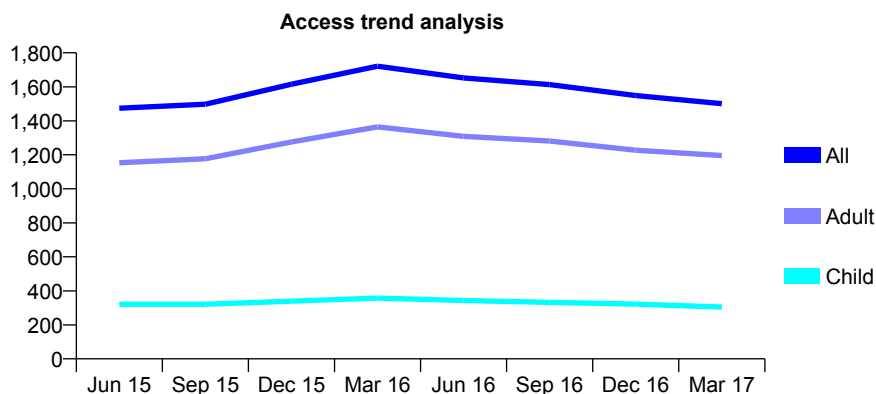
## Q55 - Vital Signs At a Glance Contract Report for 142190/0001 - Year end March 2017

Name or company name	Grange Dental Care
Contract type name	GDS Contract
Purpose of contract	General
Contract start date	01/06/2012
Contract end date	

16/17 Contracted general activity (UDA)	6,597
Carry forward general activity (UDA)	0
16/17 Contracted orthodontic activity (UOA)	0
Carry forward orthodontic activity (UOA)	0
Baseline contract value	£141,320.13

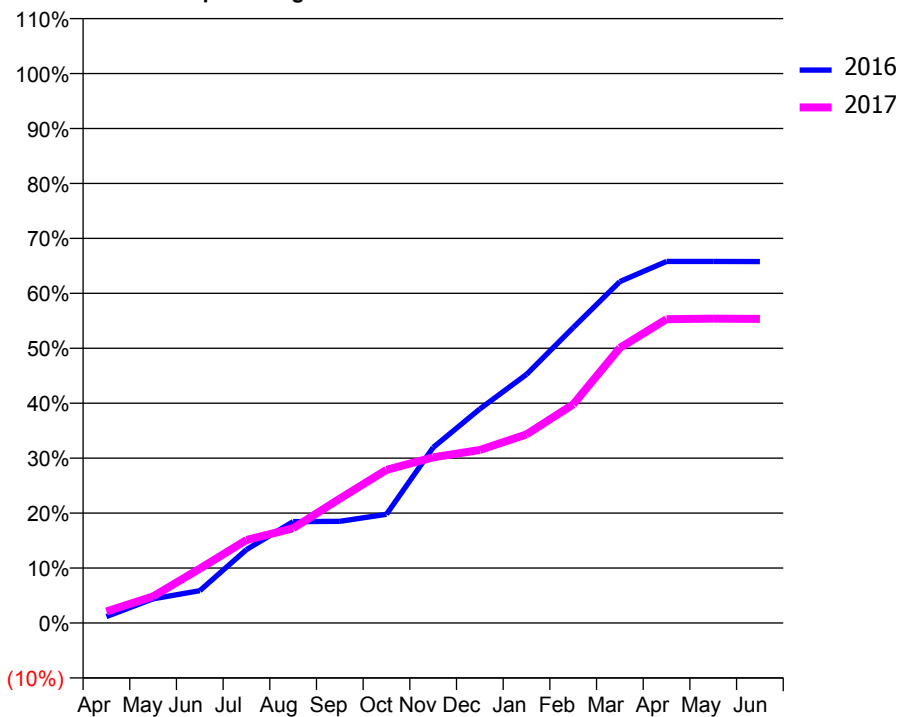
### ACCESS\*

Patients seen in 24 months	Total	Change since previous quarter
Quarter ending March 2016	1,721	
Quarter ending June 2016	1,652	↓
Quarter ending September 2016	1,613	↓
Quarter ending December 2016	1,549	↓
Quarter ending March 2017	1,501	↓
<b>Variance since March 2016</b>	<b>(12.8%)</b>	<b>↓</b>



### ACTIVITY

Cumulative percentage of contracted UDA delivered 2016 & 2017



Month	Adjusted Scheduled Activity (UDA)	
	2016	2017
April	77	139
May	291	319
June	389	653
July	881	997
August	1,218	1,138
September	1,220	1,494
October	1,306	1,838
November	2,107	1,989
December	2,570	2,078
January	2,985	2,265
February	3,546	2,625
March	4,100	3,304
April	4,340	3,648
May	4,340	3,654
June	4,339	3,651

### QUALITY

	Quantity	Base Number	Contract	AT	Region	England
% of FP17s for the same patient ID Re-attending within 3 months - Children	26	392	6.6%	10.9%	12.0%	12.3%
% of FP17s for the same patient ID Re-attending within 3 months - Adults	235	1,362	17.3%	15.2%	16.0%	16.7%
% of FP17s for the same patient ID Re-attending between 3 & 9 months - Children	195	392	49.7%	61.3%	58.8%	57.6%
% of FP17s for the same patient ID Re-attending between 3 & 9 months - Adults	592	1,362	43.5%	54.8%	51.2%	50.1%
% of FP17s for Band 1 Urgent Courses	173	1,681	10.3%	7.0%	8.0%	9.1%
% of FP17s Relating to Free Repair or Replacements	9	1,681	0.5%	0.8%	0.8%	0.8%
% of FP17s Relating to Continuations	31	1,681	1.8%	1.6%	1.2%	1.2%
% of Patients satisfied with the dentistry they have received	1	1	N/A	92.3%	92.7%	92.8%
% of Patients satisfied with the time they had to wait for an appointment	1	1	N/A	88.0%	89.1%	88.7%

\* This is based on patients treated on this contract for their most recent course of treatment. Figures in italics indicate the base number of FP17s or Patient Questionnaire responses are less than 100. N/A is shown where the base number of responses is less than 10 during the period. % is calculated as Quantity/Base number\*100

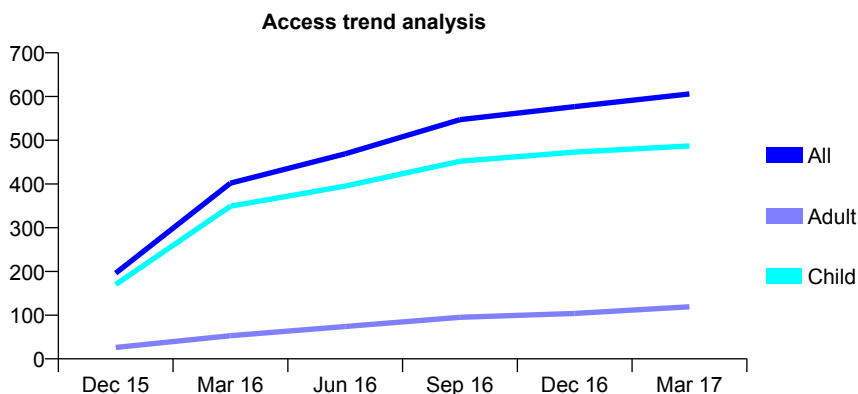
## Q55 - Vital Signs At a Glance Contract Report for 142506/0001 - Year end March 2017

Name or company name	Kedleston Dental Care
Contract type name	GDS Contract
Purpose of contract	General
Contract start date	10/07/2015
Contract end date	

16/17 Contracted general activity (UDA)	1,400
Carry forward general activity (UDA)	0
16/17 Contracted orthodontic activity (UOA)	0
Carry forward orthodontic activity (UOA)	0
Baseline contract value	£28,562.53

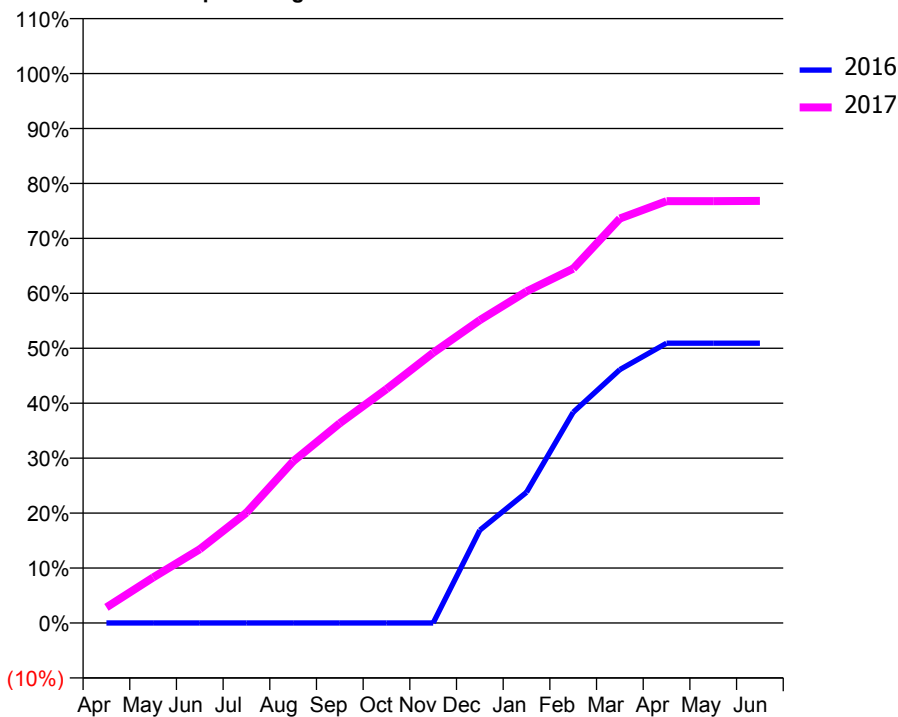
### ACCESS\*

Patients seen in 24 months	Total	Change since previous quarter
Quarter ending March 2016	402	
Quarter ending June 2016	469	↑
Quarter ending September 2016	547	↑
Quarter ending December 2016	577	↑
Quarter ending March 2017	606	↑
<b>Variance since March 2016</b>	<b>50.7%</b>	<b>↑</b>



### ACTIVITY

Cumulative percentage of contracted UDA delivered 2016 & 2017



Month	Adjusted Scheduled Activity (UDA)	
	2016	2017
April	0	40
May	0	116
June	0	188
July	0	281
August	0	412
September	0	509
October	0	596
November	0	688
December	172	772
January	242	845
February	390	903
March	469	1,031
April	518	1,075
May	518	1,075
June	518	1,076

### QUALITY

	Quantity	Base Number	Contract	AT	Region	England
% of FP17s for the same patient ID Re-attending within 3 months - Children	44	769	5.7%	10.9%	12.0%	12.3%
% of FP17s for the same patient ID Re-attending within 3 months - Adults	2	104	1.9%	15.2%	16.0%	16.7%
% of FP17s for the same patient ID Re-attending between 3 & 9 months - Children	458	769	59.6%	61.3%	58.8%	57.6%
% of FP17s for the same patient ID Re-attending between 3 & 9 months - Adults	55	104	52.9%	54.8%	51.2%	50.1%
% of FP17s for Band 1 Urgent Courses	8	868	0.9%	7.0%	8.0%	9.1%
% of FP17s Relating to Free Repair or Replacements	0	868	0.0%	0.8%	0.8%	0.8%
% of FP17s Relating to Continuations	0	868	0.0%	1.6%	1.2%	1.2%
% of Patients satisfied with the dentistry they have received	0	0	N/A	92.3%	92.7%	92.8%
% of Patients satisfied with the time they had to wait for an appointment	0	0	N/A	88.0%	89.1%	88.7%

\* This is based on patients treated on this contract for their most recent course of treatment. Figures in italics indicate the base number of FP17s or Patient Questionnaire responses are less than 100. N/A is shown where the base number of responses is less than 10 during the period. % is calculated as Quantity/Base number\*100

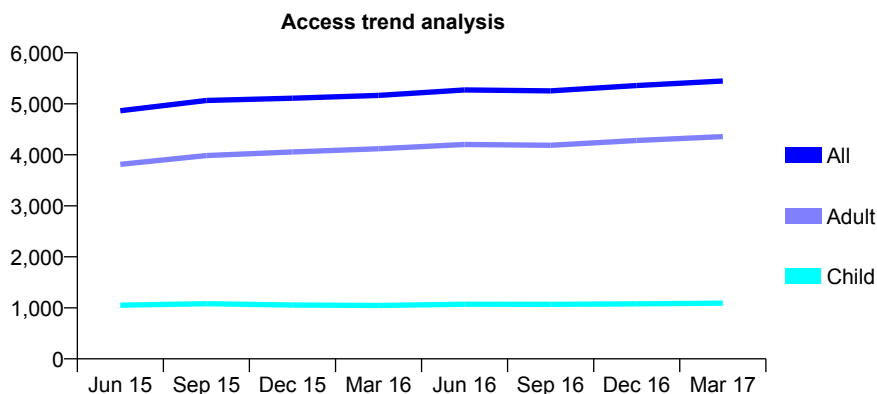
## Q55 - Vital Signs At a Glance Contract Report for 143111/0001 - Year end March 2017

Name or company name	Cadmus Dental Care Limited
Contract type name	GDS Contract
Purpose of contract	General
Contract start date	01/10/2013
Contract end date	

16/17 Contracted general activity (UDA)	17,677
Carry forward general activity (UDA)	342
16/17 Contracted orthodontic activity (UOA)	0
Carry forward orthodontic activity (UOA)	0
Baseline contract value	£410,577.78

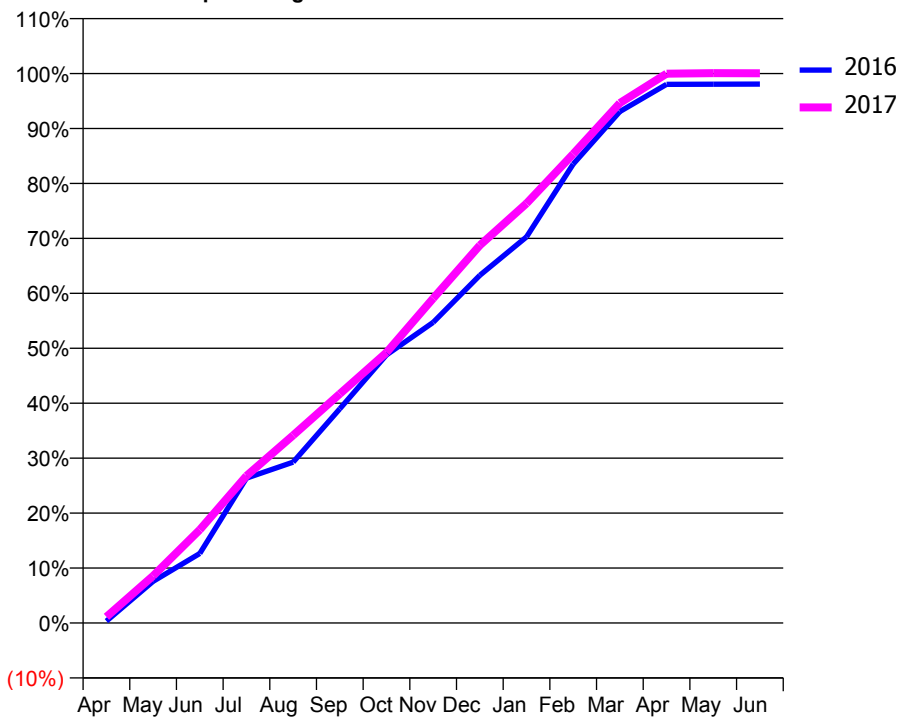
### ACCESS\*

Patients seen in 24 months	Total	Change since previous quarter
Quarter ending March 2016	5,164	
Quarter ending June 2016	5,272	↑
Quarter ending September 2016	5,253	→
Quarter ending December 2016	5,358	→
Quarter ending March 2017	5,448	→
<b>Variance since March 2016</b>	<b>5.5%</b>	<b>↑</b>



### ACTIVITY

Cumulative percentage of contracted UDA delivered 2016 & 2017



Adjusted Scheduled Activity (UDA)

Month	2016	2017
April	61	198
May	1,340	1,518
June	2,237	3,001
July	4,660	4,732
August	5,175	6,037
September	6,891	7,374
October	8,624	8,701
November	9,673	10,443
December	11,187	12,149
January	12,420	13,497
February	14,765	15,089
March	16,452	16,726
April	17,328	17,671
May	17,334	17,687
June	17,335	17,685

### QUALITY

	Quantity	Base Number	Contract	AT	Region	England
% of FP17s for the same patient ID Re-attending within 3 months - Children	104	1,390	7.5%	10.9%	12.0%	12.3%
% of FP17s for the same patient ID Re-attending within 3 months - Adults	994	5,538	17.9%	15.2%	16.0%	16.7%
% of FP17s for the same patient ID Re-attending between 3 & 9 months - Children	627	1,390	45.1%	61.3%	58.8%	57.6%
% of FP17s for the same patient ID Re-attending between 3 & 9 months - Adults	2,369	5,538	42.8%	54.8%	51.2%	50.1%
% of FP17s for Band 1 Urgent Courses	411	7,017	5.9%	7.0%	8.0%	9.1%
% of FP17s Relating to Free Repair or Replacements	65	7,017	0.9%	0.8%	0.8%	0.8%
% of FP17s Relating to Continuations	78	7,017	1.1%	1.6%	1.2%	1.2%
% of Patients satisfied with the dentistry they have received	12	12	100.0%	92.3%	92.7%	92.8%
% of Patients satisfied with the time they had to wait for an appointment	11	12	91.7%	88.0%	89.1%	88.7%

\* This is based on patients treated on this contract for their most recent course of treatment. Figures in italics indicate the base number of FP17s or Patient Questionnaire responses are less than 100. N/A is shown where the base number of responses is less than 10 during the period. % is calculated as Quantity/Base number\*100

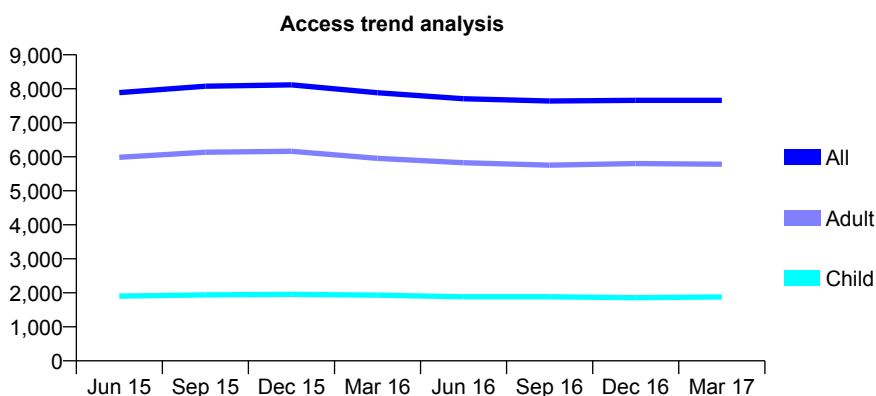
## Q55 - Vital Signs At a Glance Contract Report for 143111/0002 - Year end March 2017

Name or company name	Cadmus Dental Care Limited
Contract type name	GDS Contract
Purpose of contract	General
Contract start date	01/10/2013
Contract end date	

16/17 Contracted general activity (UDA)	28,084
Carry forward general activity (UDA)	737
16/17 Contracted orthodontic activity (UOA)	0
Carry forward orthodontic activity (UOA)	0
Baseline contract value	£624,797.87

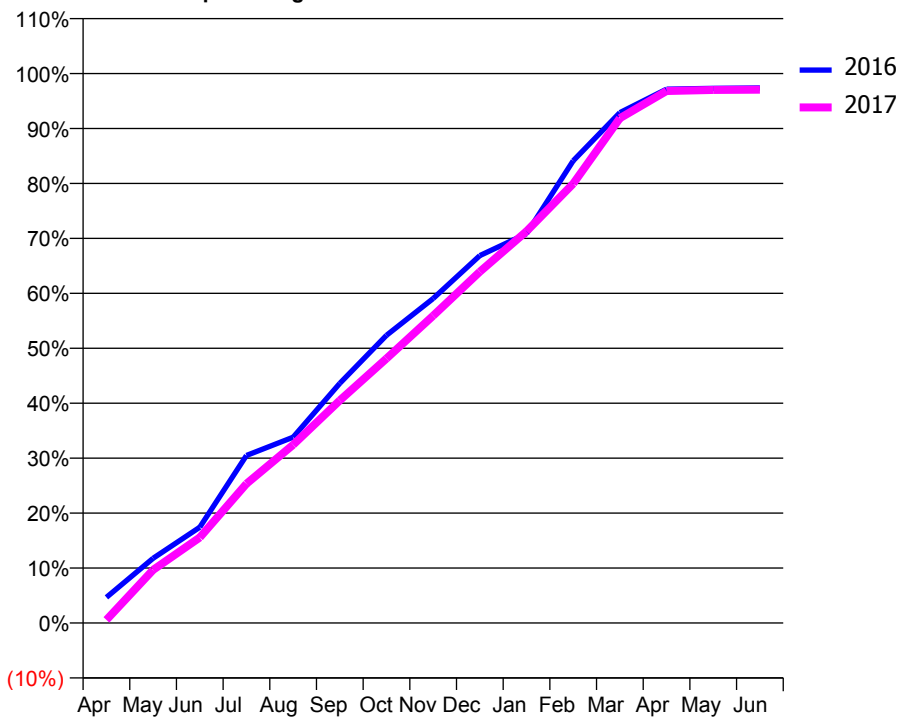
### ACCESS\*

Patients seen in 24 months	Total	Change since previous quarter
Quarter ending March 2016	7,886	
Quarter ending June 2016	7,707	↓
Quarter ending September 2016	7,640	→
Quarter ending December 2016	7,659	→
Quarter ending March 2017	7,662	→
<b>Variance since March 2016</b>	<b>(2.8%)</b>	<b>↓</b>



### ACTIVITY

Cumulative percentage of contracted UDA delivered 2016 & 2017



Month	Adjusted Scheduled Activity (UDA)	
	2016	2017
April	1,312	158
May	3,312	2,716
June	4,895	4,371
July	8,562	7,116
August	9,497	9,111
September	12,252	11,378
October	14,703	13,517
November	16,588	15,705
December	18,781	17,958
January	19,898	20,021
February	23,624	22,452
March	26,086	25,798
April	27,284	27,188
May	27,327	27,244
June	27,347	27,258

### QUALITY

	Quantity	Base Number	Contract	AT	Region	England
% of FP17s for the same patient ID Re-attending within 3 months - Children	247	2,996	8.2%	10.9%	12.0%	12.3%
% of FP17s for the same patient ID Re-attending within 3 months - Adults	1,125	8,682	13.0%	15.2%	16.0%	16.7%
% of FP17s for the same patient ID Re-attending between 3 & 9 months - Children	1,917	2,996	64.0%	61.3%	58.8%	57.6%
% of FP17s for the same patient ID Re-attending between 3 & 9 months - Adults	5,504	8,682	63.4%	54.8%	51.2%	50.1%
% of FP17s for Band 1 Urgent Courses	523	11,697	4.5%	7.0%	8.0%	9.1%
% of FP17s Relating to Free Repair or Replacements	81	11,697	0.7%	0.8%	0.8%	0.8%
% of FP17s Relating to Continuations	108	11,697	0.9%	1.6%	1.2%	1.2%
% of Patients satisfied with the dentistry they have received	26	32	81.3%	92.3%	92.7%	92.8%
% of Patients satisfied with the time they had to wait for an appointment	32	32	100.0%	88.0%	89.1%	88.7%

\* This is based on patients treated on this contract for their most recent course of treatment. Figures in italics indicate the base number of FP17s or Patient Questionnaire responses are less than 100. N/A is shown where the base number of responses is less than 10 during the period. % is calculated as Quantity/Base number\*100

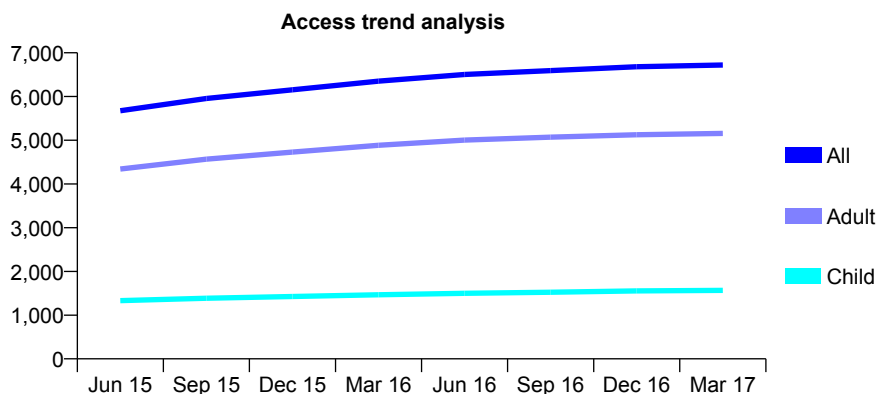
## Q55 - Vital Signs At a Glance Contract Report for 146900/0001 - Year end March 2017

Name or company name	Glen Thelwell & Associates LTD Vasileios (
Contract type name	GDS Contract
Purpose of contract	General
Contract start date	01/05/2014
Contract end date	

16/17 Contracted general activity (UDA)	21,370
Carry forward general activity (UDA)	-211
16/17 Contracted orthodontic activity (UOA)	0
Carry forward orthodontic activity (UOA)	0
Baseline contract value	£613,773.27

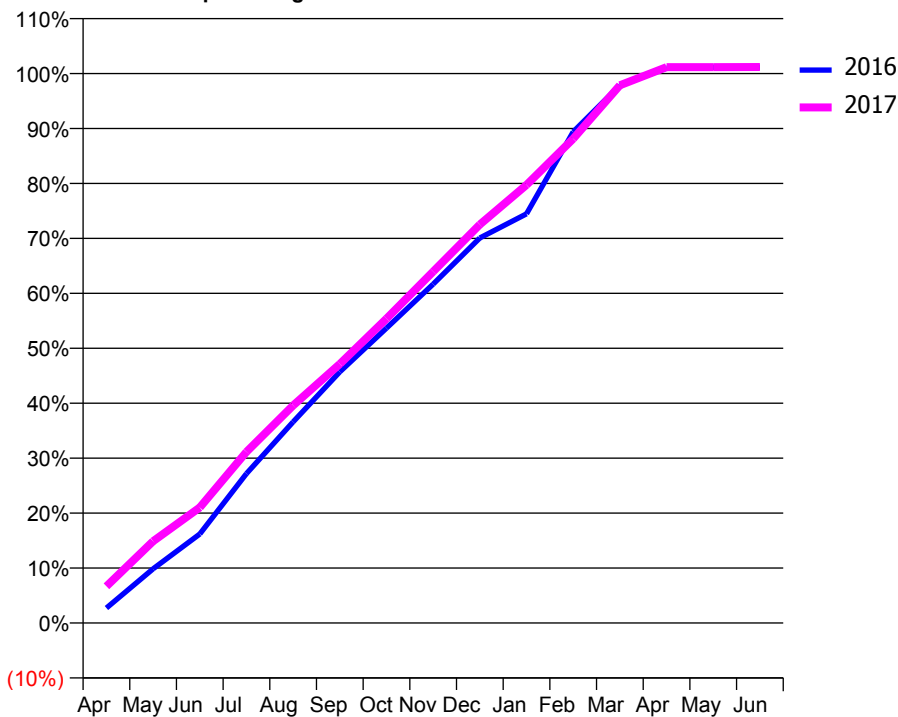
### ACCESS\*

Patients seen in 24 months	Total	Change since previous quarter
Quarter ending March 2016	6,351	
Quarter ending June 2016	6,505	↑
Quarter ending September 2016	6,594	→
Quarter ending December 2016	6,680	→
Quarter ending March 2017	6,721	→
<b>Variance since March 2016</b>	<b>5.8%</b>	<b>↑</b>



### ACTIVITY

Cumulative percentage of contracted UDA delivered 2016 & 2017



Adjusted Scheduled Activity (UDA)

Month	2016	2017
April	586	1,427
May	2,108	3,180
June	3,462	4,493
July	5,811	6,658
August	7,821	8,460
September	9,767	10,073
October	11,469	11,834
November	13,179	13,666
December	14,974	15,500
January	15,913	17,038
February	19,105	18,833
March	20,911	20,914
April	21,582	21,616
May	21,610	21,620
June	21,610	21,621

### QUALITY

	Quantity	Base Number	Contract	AT	Region	England
% of FP17s for the same patient ID Re-attending within 3 months - Children	143	2,532	5.6%	10.9%	12.0%	12.3%
% of FP17s for the same patient ID Re-attending within 3 months - Adults	1,132	8,627	13.1%	15.2%	16.0%	16.7%
% of FP17s for the same patient ID Re-attending between 3 & 9 months - Children	1,686	2,532	66.6%	61.3%	58.8%	57.6%
% of FP17s for the same patient ID Re-attending between 3 & 9 months - Adults	5,972	8,627	69.2%	54.8%	51.2%	50.1%
% of FP17s for Band 1 Urgent Courses	112	11,215	1.0%	7.0%	8.0%	9.1%
% of FP17s Relating to Free Repair or Replacements	133	11,215	1.2%	0.8%	0.8%	0.8%
% of FP17s Relating to Continuations	370	11,215	3.3%	1.6%	1.2%	1.2%
% of Patients satisfied with the dentistry they have received	11	11	100.0%	92.3%	92.7%	92.8%
% of Patients satisfied with the time they had to wait for an appointment	10	11	90.9%	88.0%	89.1%	88.7%

\* This is based on patients treated on this contract for their most recent course of treatment. Figures in italics indicate the base number of FP17s or Patient Questionnaire responses are less than 100. N/A is shown where the base number of responses is less than 10 during the period. % is calculated as Quantity/Base number\*100

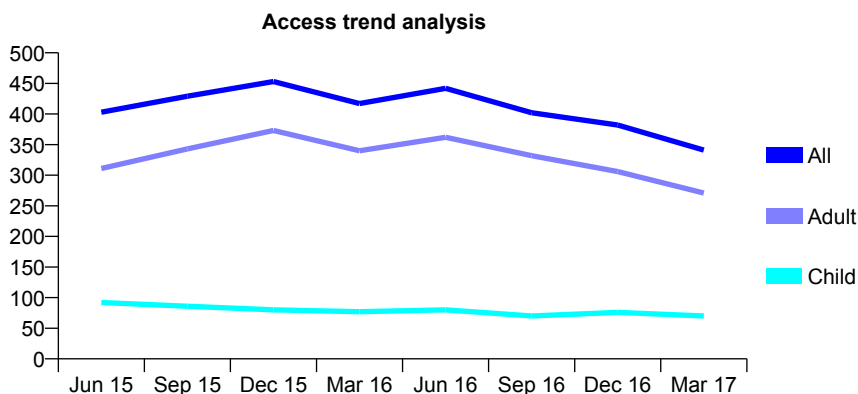
## Q55 - Vital Signs At a Glance Contract Report for 147354/0001 - Year end March 2017

Name or company name	The Oxford Street Dental Practice
Contract type name	GDS Contract
Purpose of contract	General
Contract start date	29/07/2010
Contract end date	

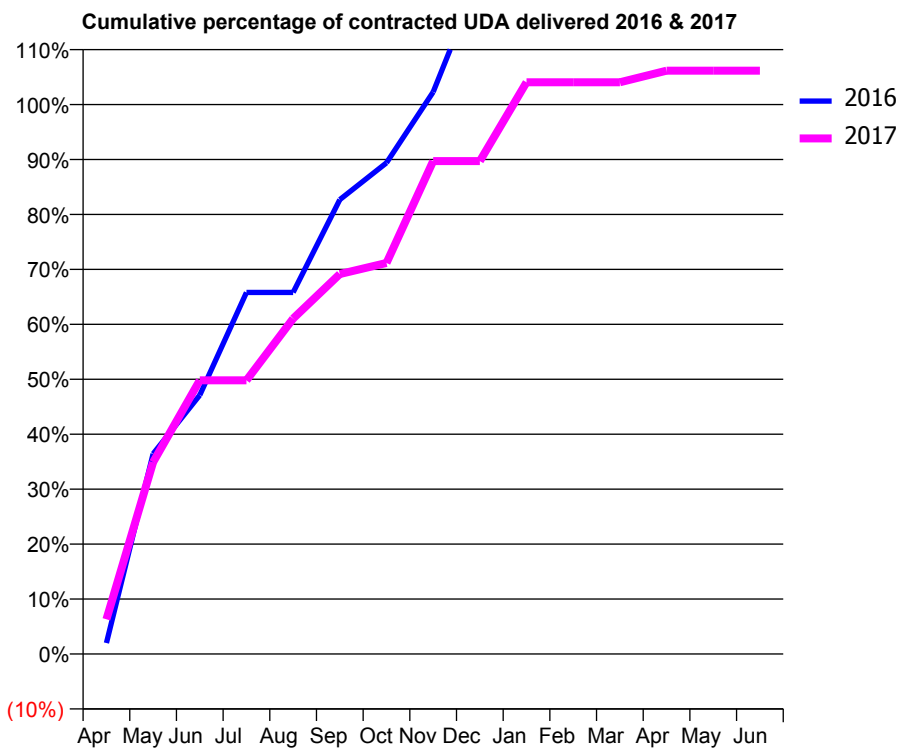
16/17 Contracted general activity (UDA)	900
Carry forward general activity (UDA)	-18
16/17 Contracted orthodontic activity (UOA)	0
Carry forward orthodontic activity (UOA)	0
Baseline contract value	£26,026.84

### ACCESS\*

Patients seen in 24 months	Total	Change since previous quarter
Quarter ending March 2016	417	
Quarter ending June 2016	442	↑
Quarter ending September 2016	402	↓
Quarter ending December 2016	382	↓
Quarter ending March 2017	341	↓
<b>Variance since March 2016</b>	<b>(18.2%)</b>	<b>↓</b>



### ACTIVITY



Month	Adjusted Scheduled Activity (UDA)	
	2016	2017
April	18	57
May	328	314
June	424	448
July	592	448
August	592	549
September	744	622
October	804	640
November	920	807
December	1,110	807
January	1,117	936
February	1,117	936
March	1,117	936
April	1,130	955
May	1,131	955
June	1,143	955

### QUALITY

	Quantity	Base Number	Contract	AT	Region	England
% of FP17s for the same patient ID Re-attending within 3 months - Children	4	87	4.6%	10.9%	12.0%	12.3%
% of FP17s for the same patient ID Re-attending within 3 months - Adults	33	262	12.6%	15.2%	16.0%	16.7%
% of FP17s for the same patient ID Re-attending between 3 & 9 months - Children	38	87	43.7%	61.3%	58.8%	57.6%
% of FP17s for the same patient ID Re-attending between 3 & 9 months - Adults	105	262	40.1%	54.8%	51.2%	50.1%
% of FP17s for Band 1 Urgent Courses	2	343	0.6%	7.0%	8.0%	9.1%
% of FP17s Relating to Free Repair or Replacements	0	343	0.0%	0.8%	0.8%	0.8%
% of FP17s Relating to Continuations	8	343	2.3%	1.6%	1.2%	1.2%
% of Patients satisfied with the dentistry they have received	1	1	N/A	92.3%	92.7%	92.8%
% of Patients satisfied with the time they had to wait for an appointment	1	1	N/A	88.0%	89.1%	88.7%

\* This is based on patients treated on this contract for their most recent course of treatment. Figures in italics indicate the base number of FP17s or Patient Questionnaire responses are less than 100. N/A is shown where the base number of responses is less than 10 during the period. % is calculated as Quantity/Base number\*100

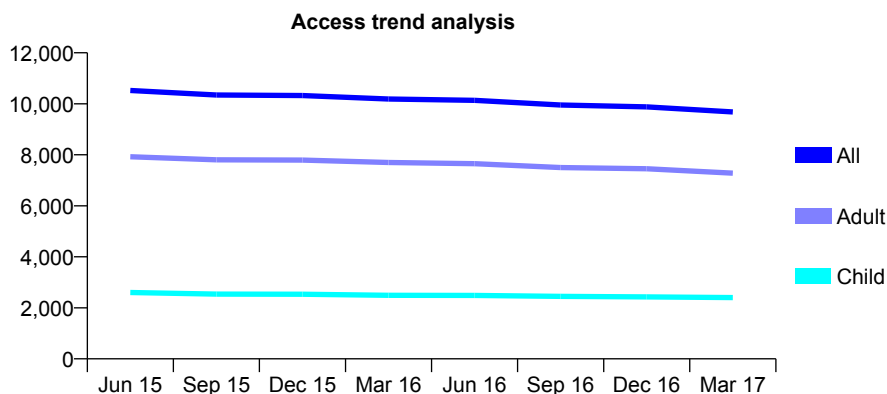
## Q55 - Vital Signs At a Glance Contract Report for 148369/0001 - Year end March 2017

Name or company name	KH & GW Ltd
Contract type name	GDS Contract
Purpose of contract	General
Contract start date	01/04/2008
Contract end date	

16/17 Contracted general activity (UDA)	30,382
Carry forward general activity (UDA)	0
16/17 Contracted orthodontic activity (UOA)	0
Carry forward orthodontic activity (UOA)	0
Baseline contract value	£1,027,207.05

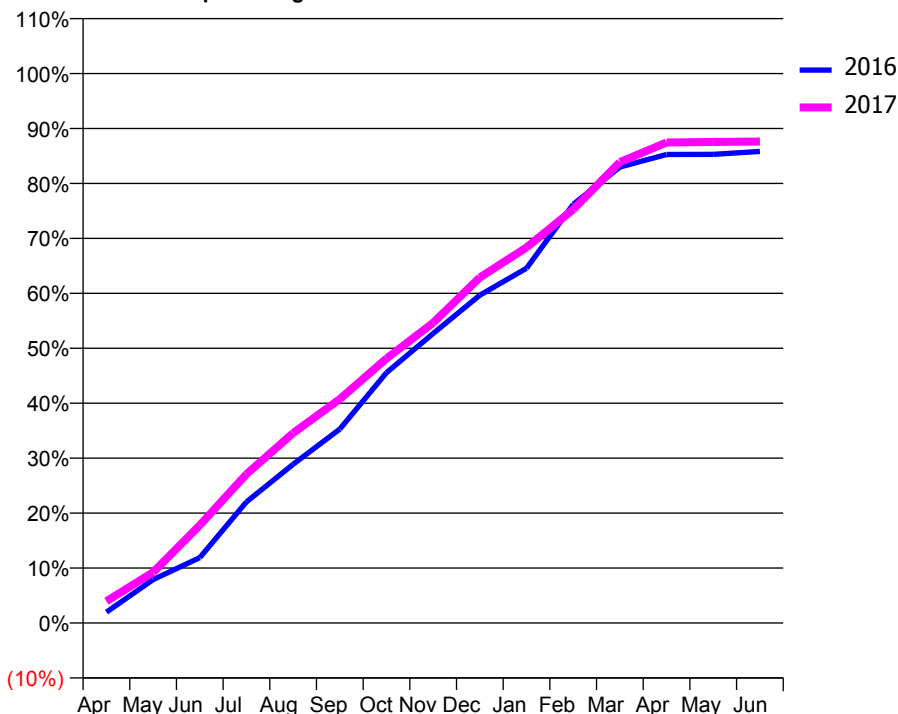
### ACCESS\*

Patients seen in 24 months	Total	Change since previous quarter
Quarter ending March 2016	10,187	
Quarter ending June 2016	10,138	→
Quarter ending September 2016	9,953	↓
Quarter ending December 2016	9,882	→
Quarter ending March 2017	9,679	↓
<b>Variance since March 2016</b>	<b>(5.0%)</b>	<b>↓</b>



### ACTIVITY

Cumulative percentage of contracted UDA delivered 2016 & 2017



Month	Adjusted Scheduled Activity (UDA)	
	2016	2017
April	604	1,202
May	2,396	2,808
June	3,616	5,408
July	6,701	8,232
August	8,778	10,501
September	10,724	12,380
October	13,842	14,623
November	16,007	16,603
December	18,126	19,104
January	19,612	20,765
February	23,146	22,866
March	25,211	25,486
April	25,907	26,564
May	25,910	26,598
June	26,070	26,621

### QUALITY

	Quantity	Base Number	Contract	AT	Region	England
% of FP17s for the same patient ID Re-attending within 3 months - Children	128	3,347	3.8%	10.9%	12.0%	12.3%
% of FP17s for the same patient ID Re-attending within 3 months - Adults	820	9,346	8.8%	15.2%	16.0%	16.7%
% of FP17s for the same patient ID Re-attending between 3 & 9 months - Children	1,833	3,347	54.8%	61.3%	58.8%	57.6%
% of FP17s for the same patient ID Re-attending between 3 & 9 months - Adults	4,997	9,346	53.5%	54.8%	51.2%	50.1%
% of FP17s for Band 1 Urgent Courses	202	12,673	1.6%	7.0%	8.0%	9.1%
% of FP17s Relating to Free Repair or Replacements	67	12,673	0.5%	0.8%	0.8%	0.8%
% of FP17s Relating to Continuations	201	12,673	1.6%	1.6%	1.2%	1.2%
% of Patients satisfied with the dentistry they have received	15	15	100.0%	92.3%	92.7%	92.8%
% of Patients satisfied with the time they had to wait for an appointment	7	15	46.7%	88.0%	89.1%	88.7%

\* This is based on patients treated on this contract for their most recent course of treatment. Figures in italics indicate the base number of FP17s or Patient Questionnaire responses are less than 100. N/A is shown where the base number of responses is less than 10 during the period. % is calculated as Quantity/Base number\*100



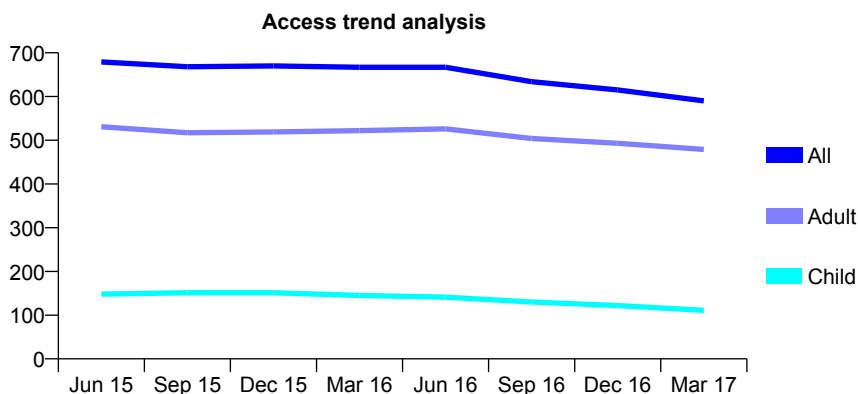
## Q55 - Vital Signs At a Glance Contract Report for 151378/0001 - Year end March 2017

Name or company name	Bulwell Dental Practice
Contract type name	GDS Contract
Purpose of contract	General
Contract start date	03/11/2008
Contract end date	

16/17 Contracted general activity (UDA)	2,345
Carry forward general activity (UDA)	-5
16/17 Contracted orthodontic activity (UOA)	0
Carry forward orthodontic activity (UOA)	0
Baseline contract value	£53,954.96

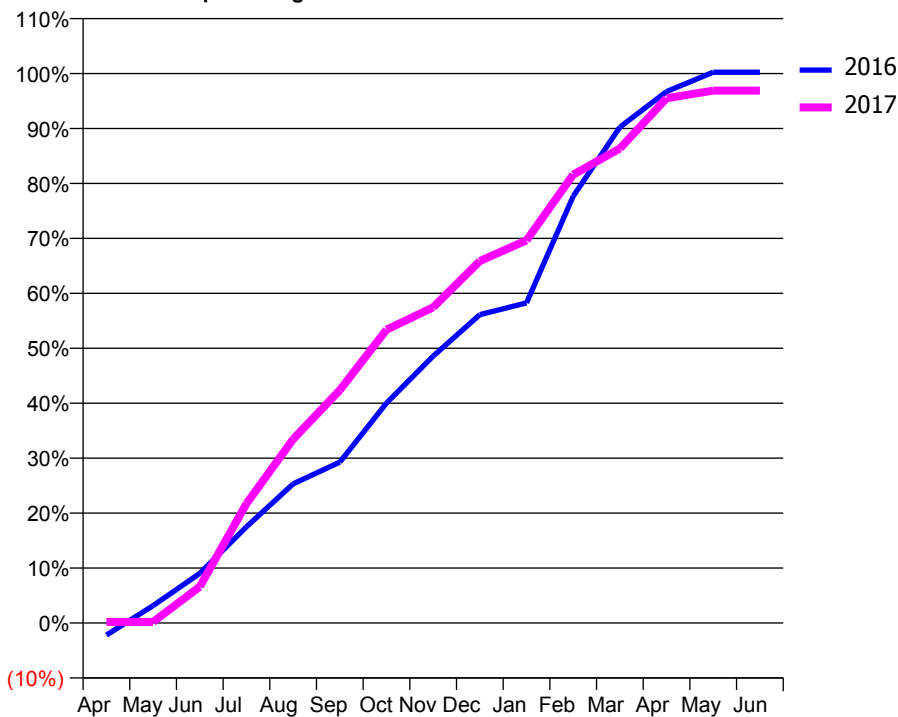
### ACCESS\*

Patients seen in 24 months	Total	Change since previous quarter
Quarter ending March 2016	667	
Quarter ending June 2016	667	→
Quarter ending September 2016	634	↓
Quarter ending December 2016	615	↓
Quarter ending March 2017	590	↓
<b>Variance since March 2016</b>	<b>(11.5%)</b>	<b>↓</b>



### ACTIVITY

Cumulative percentage of contracted UDA delivered 2016 & 2017



Adjusted Scheduled Activity (UDA)

Month	2016	2017
April	-52	5
May	74	5
June	212	155
July	411	510
August	594	785
September	687	994
October	939	1,251
November	1,139	1,347
December	1,316	1,545
January	1,366	1,633
February	1,821	1,913
March	2,116	2,025
April	2,268	2,239
May	2,350	2,272
June	2,350	2,272

### QUALITY

	Quantity	Base Number	Contract	AT	Region	England
% of FP17s for the same patient ID Re-attending within 3 months - Children	11	123	8.9%	10.9%	12.0%	12.3%
% of FP17s for the same patient ID Re-attending within 3 months - Adults	66	580	11.4%	15.2%	16.0%	16.7%
% of FP17s for the same patient ID Re-attending between 3 & 9 months - Children	64	123	52.0%	61.3%	58.8%	57.6%
% of FP17s for the same patient ID Re-attending between 3 & 9 months - Adults	279	580	48.1%	54.8%	51.2%	50.1%
% of FP17s for Band 1 Urgent Courses	62	686	9.0%	7.0%	8.0%	9.1%
% of FP17s Relating to Free Repair or Replacements	4	686	0.6%	0.8%	0.8%	0.8%
% of FP17s Relating to Continuations	2	686	0.3%	1.6%	1.2%	1.2%
% of Patients satisfied with the dentistry they have received	1	1	N/A	92.3%	92.7%	92.8%
% of Patients satisfied with the time they had to wait for an appointment	1	1	N/A	88.0%	89.1%	88.7%

\* This is based on patients treated on this contract for their most recent course of treatment. Figures in italics indicate the base number of FP17s or Patient Questionnaire responses are less than 100. N/A is shown where the base number of responses is less than 10 during the period. % is calculated as Quantity/Base number\*100

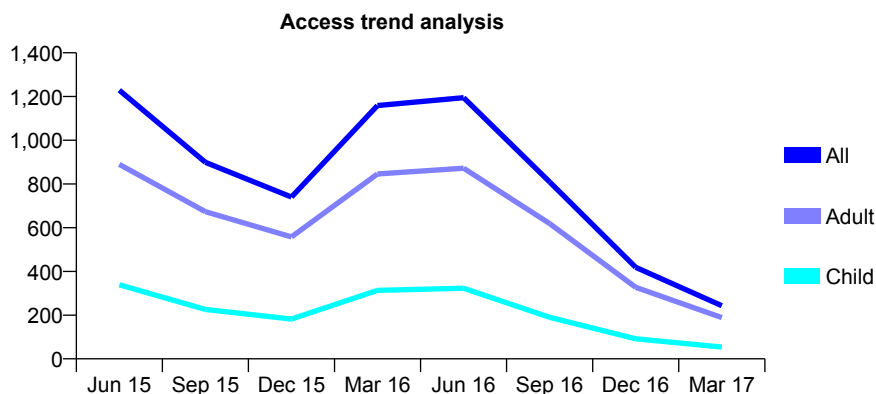
## Q55 - Vital Signs At a Glance Contract Report for 153907/0001 - Year end March 2017

Name or company name	Carlton Dental Care Limited
Contract type name	GDS Contract
Purpose of contract	General
Contract start date	06/04/2013
Contract end date	30/06/2016

16/17 Contracted general activity (UDA)	1,000
Carry forward general activity (UDA)	0
16/17 Contracted orthodontic activity (UOA)	0
Carry forward orthodontic activity (UOA)	0
Baseline contract value	£27,738.15

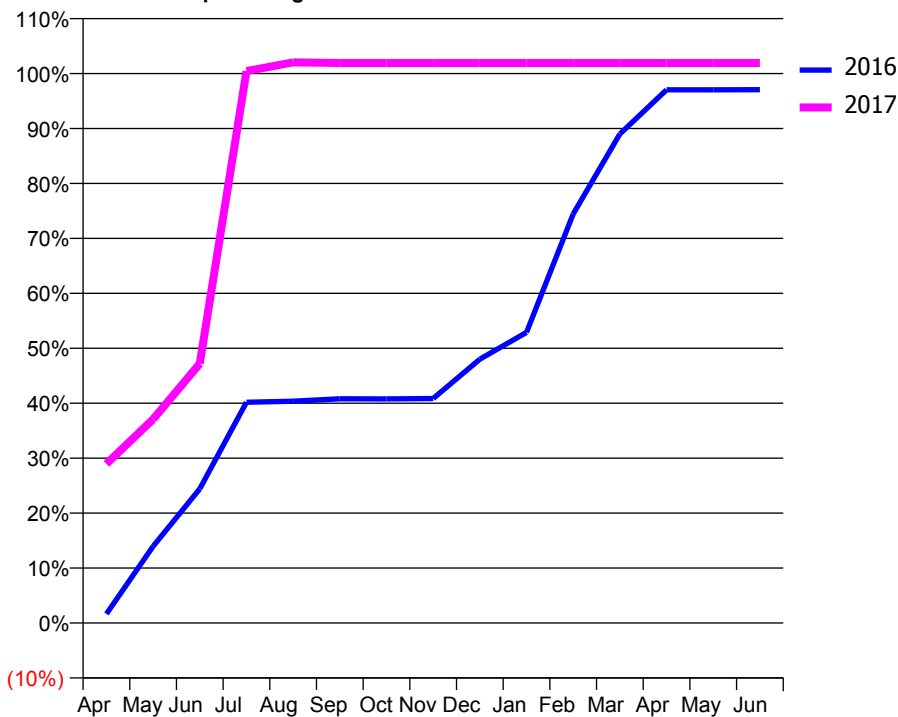
### ACCESS\*

Patients seen in 24 months	Total	Change since previous quarter
Quarter ending March 2016	1,159	
Quarter ending June 2016	1,195	↑
Quarter ending September 2016	809	↓
Quarter ending December 2016	419	↓
Quarter ending March 2017	243	↓
<b>Variance since March 2016</b>	<b>(79.0%)</b>	<b>↓</b>



### ACTIVITY

Cumulative percentage of contracted UDA delivered 2016 & 2017



Adjusted Scheduled Activity (UDA)

Month	2016	2017
April	66	290
May	559	371
June	977	472
July	1,607	1,004
August	1,615	1,020
September	1,632	1,019
October	1,631	1,019
November	1,634	1,019
December	1,921	1,019
January	2,116	1,019
February	2,978	1,019
March	3,560	1,019
April	3,883	1,019
May	3,883	1,019
June	3,884	1,019

### QUALITY

	Quantity	Base Number	Contract	AT	Region	England
% of FP17s for the same patient ID Re-attending within 3 months - Children	15	140	10.7%	10.9%	12.0%	12.3%
% of FP17s for the same patient ID Re-attending within 3 months - Adults	64	409	15.6%	15.2%	16.0%	16.7%
% of FP17s for the same patient ID Re-attending between 3 & 9 months - Children	32	140	22.9%	61.3%	58.8%	57.6%
% of FP17s for the same patient ID Re-attending between 3 & 9 months - Adults	76	409	18.6%	54.8%	51.2%	50.1%
% of FP17s for Band 1 Urgent Courses	11	436	2.5%	7.0%	8.0%	9.1%
% of FP17s Relating to Free Repair or Replacements	19	436	4.4%	0.8%	0.8%	0.8%
% of FP17s Relating to Continuations	8	436	1.8%	1.6%	1.2%	1.2%
% of Patients satisfied with the dentistry they have received	0	0	N/A	92.3%	92.7%	92.8%
% of Patients satisfied with the time they had to wait for an appointment	0	0	N/A	88.0%	89.1%	88.7%

\* This is based on patients treated on this contract for their most recent course of treatment. Figures in italics indicate the base number of FP17s or Patient Questionnaire responses are less than 100. N/A is shown where the base number of responses is less than 10 during the period. % is calculated as Quantity/Base number\*100

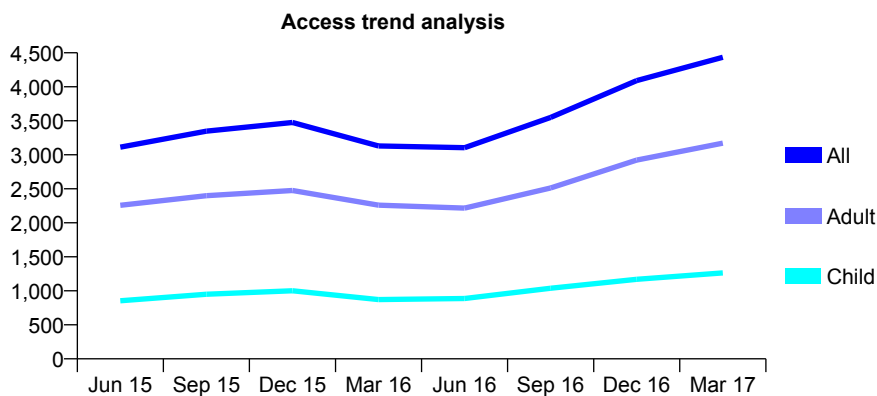
## Q55 - Vital Signs At a Glance Contract Report for 153907/0002 - Year end March 2017

Name or company name	Carlton Dental Care Limited
Contract type name	GDS Contract
Purpose of contract	General
Contract start date	06/04/2013
Contract end date	

16/17 Contracted general activity (UDA)	16,441
Carry forward general activity (UDA)	0
16/17 Contracted orthodontic activity (UOA)	0
Carry forward orthodontic activity (UOA)	0
Baseline contract value	£438,553.98

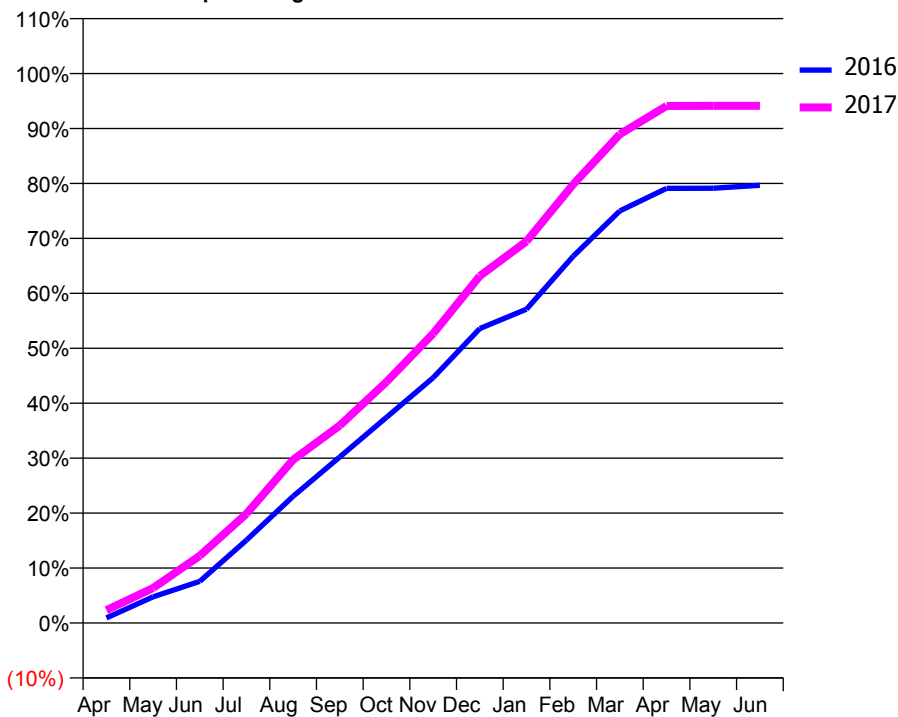
### ACCESS\*

Patients seen in 24 months	Total	Change since previous quarter
Quarter ending March 2016	3,131	
Quarter ending June 2016	3,104	→
Quarter ending September 2016	3,550	↑
Quarter ending December 2016	4,091	↑
Quarter ending March 2017	4,435	↑
<b>Variance since March 2016</b>	<b>41.6%</b>	<b>↑</b>



### ACTIVITY

Cumulative percentage of contracted UDA delivered 2016 & 2017



Month	Adjusted Scheduled Activity (UDA)	
	2016	2017
April	127	383
May	642	1,048
June	1,019	2,012
July	2,027	3,269
August	3,099	4,884
September	4,063	5,910
October	5,029	7,216
November	5,998	8,660
December	7,203	10,383
January	7,677	11,420
February	8,970	13,123
March	10,079	14,622
April	10,630	15,471
May	10,634	15,474
June	10,705	15,474

### QUALITY

	Quantity	Base Number	Contract	AT	Region	England
% of FP17s for the same patient ID Re-attending within 3 months - Children	288	2,033	14.2%	10.9%	12.0%	12.3%
% of FP17s for the same patient ID Re-attending within 3 months - Adults	752	4,537	16.6%	15.2%	16.0%	16.7%
% of FP17s for the same patient ID Re-attending between 3 & 9 months - Children	894	2,033	44.0%	61.3%	58.8%	57.6%
% of FP17s for the same patient ID Re-attending between 3 & 9 months - Adults	1,847	4,537	40.7%	54.8%	51.2%	50.1%
% of FP17s for Band 1 Urgent Courses	371	6,591	5.6%	7.0%	8.0%	9.1%
% of FP17s Relating to Free Repair or Replacements	102	6,591	1.5%	0.8%	0.8%	0.8%
% of FP17s Relating to Continuations	63	6,591	1.0%	1.6%	1.2%	1.2%
% of Patients satisfied with the dentistry they have received	5	6	N/A	92.3%	92.7%	92.8%
% of Patients satisfied with the time they had to wait for an appointment	6	6	N/A	88.0%	89.1%	88.7%

\* This is based on patients treated on this contract for their most recent course of treatment. Figures in italics indicate the base number of FP17s or Patient Questionnaire responses are less than 100. N/A is shown where the base number of responses is less than 10 during the period. % is calculated as Quantity/Base number\*100

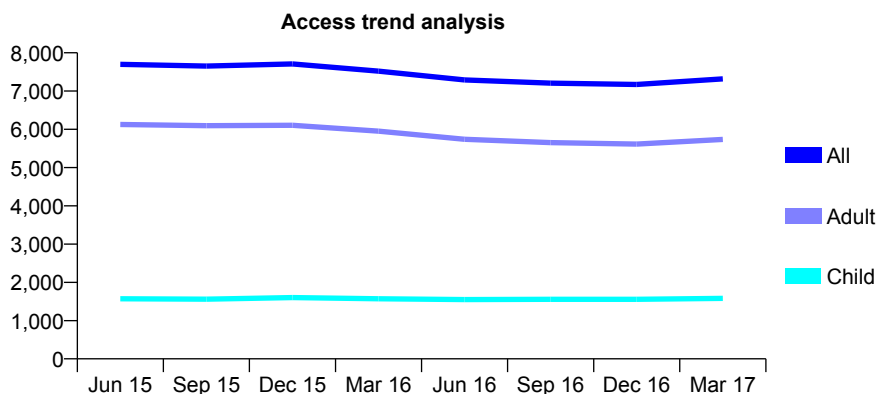
## Q55 - Vital Signs At a Glance Contract Report for 154288/0001 - Year end March 2017

Name or company name	D AND L JORDAN LIMITED
Contract type name	GDS Contract
Purpose of contract	General
Contract start date	01/04/2013
Contract end date	

16/17 Contracted general activity (UDA)	19,075
Carry forward general activity (UDA)	-381
16/17 Contracted orthodontic activity (UOA)	0
Carry forward orthodontic activity (UOA)	0
Baseline contract value	£513,191.08

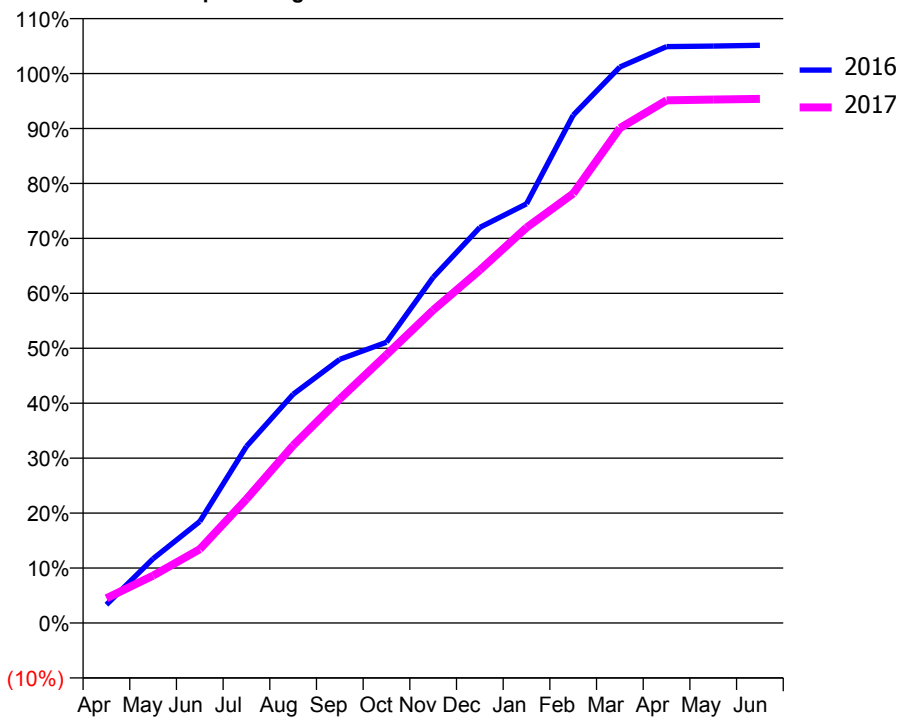
### ACCESS\*

Patients seen in 24 months	Total	Change since previous quarter
Quarter ending March 2016	7,521	
Quarter ending June 2016	7,291	↓
Quarter ending September 2016	7,207	↓
Quarter ending December 2016	7,171	→
Quarter ending March 2017	7,319	↑
<b>Variance since March 2016</b>	<b>(2.7%)</b>	<b>↓</b>



### ACTIVITY

Cumulative percentage of contracted UDA delivered 2016 & 2017



### QUALITY

	Quantity	Base Number	Contract	AT	Region	England
% of FP17s for the same patient ID Re-attending within 3 months - Children	112	2,101	5.3%	10.9%	12.0%	12.3%
% of FP17s for the same patient ID Re-attending within 3 months - Adults	889	8,037	11.1%	15.2%	16.0%	16.7%
% of FP17s for the same patient ID Re-attending between 3 & 9 months - Children	1,170	2,101	55.7%	61.3%	58.8%	57.6%
% of FP17s for the same patient ID Re-attending between 3 & 9 months - Adults	5,027	8,037	62.5%	54.8%	51.2%	50.1%
% of FP17s for Band 1 Urgent Courses	600	9,727	6.2%	7.0%	8.0%	9.1%
% of FP17s Relating to Free Repair or Replacements	59	9,727	0.6%	0.8%	0.8%	0.8%
% of FP17s Relating to Continuations	132	9,727	1.4%	1.6%	1.2%	1.2%
% of Patients satisfied with the dentistry they have received	5	5	N/A	92.3%	92.7%	92.8%
% of Patients satisfied with the time they had to wait for an appointment	5	5	N/A	88.0%	89.1%	88.7%

\* This is based on patients treated on this contract for their most recent course of treatment. Figures in italics indicate the base number of FP17s or Patient Questionnaire responses are less than 100. N/A is shown where the base number of responses is less than 10 during the period. % is calculated as Quantity/Base number\*100

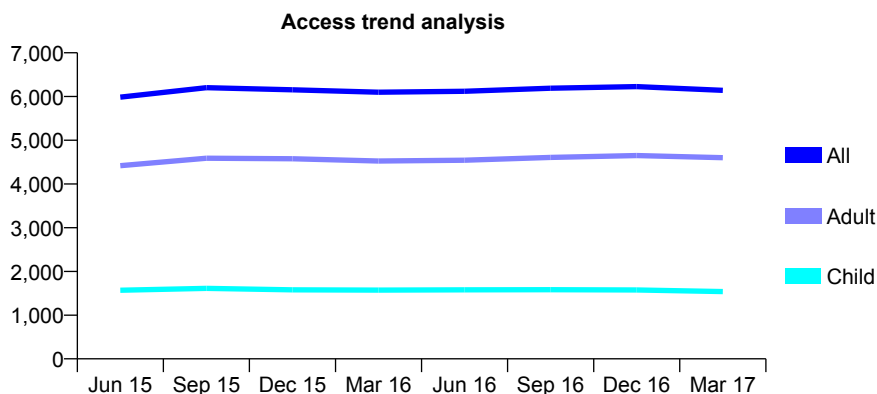
## Q55 - Vital Signs At a Glance Contract Report for 154393/0001 - Year end March 2017

Name or company name	Oswald House Dental Practice
Contract type name	GDS Contract
Purpose of contract	General
Contract start date	01/10/2013
Contract end date	

16/17 Contracted general activity (UDA)	17,000
Carry forward general activity (UDA)	-11
16/17 Contracted orthodontic activity (UOA)	0
Carry forward orthodontic activity (UOA)	0
Baseline contract value	£358,865.74

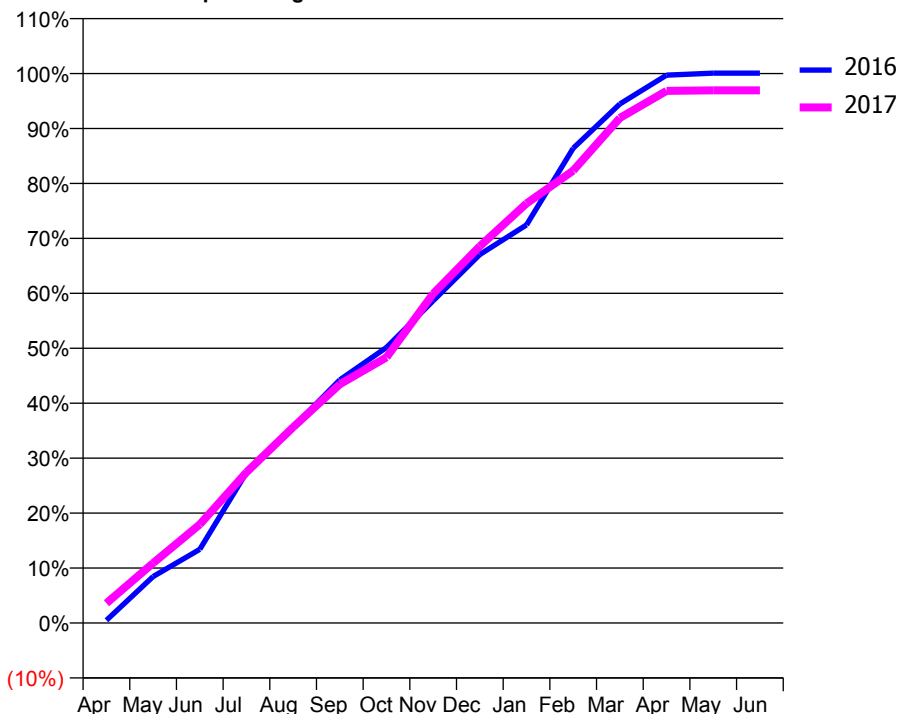
### ACCESS\*

Patients seen in 24 months	Total	Change since previous quarter
Quarter ending March 2016	6,098	
Quarter ending June 2016	6,119	→
Quarter ending September 2016	6,190	→
Quarter ending December 2016	6,226	→
Quarter ending March 2017	6,140	↓
<b>Variance since March 2016</b>	<b>0.7%</b>	<b>→</b>



### ACTIVITY

Cumulative percentage of contracted UDA delivered 2016 & 2017



Month	Adjusted Scheduled Activity (UDA)	
	2016	2017
April	79	612
May	1,348	1,853
June	2,135	3,052
July	4,361	4,664
August	5,678	6,059
September	7,047	7,388
October	7,983	8,219
November	9,335	10,189
December	10,676	11,654
January	11,535	12,980
February	13,755	13,995
March	15,040	15,626
April	15,872	16,461
May	15,932	16,479
June	15,932	16,479

### QUALITY

	Quantity	Base Number	Contract	AT	Region	England
% of FP17s for the same patient ID Re-attending within 3 months - Children	159	2,678	5.9%	10.9%	12.0%	12.3%
% of FP17s for the same patient ID Re-attending within 3 months - Adults	1,155	7,803	14.8%	15.2%	16.0%	16.7%
% of FP17s for the same patient ID Re-attending between 3 & 9 months - Children	1,976	2,678	73.8%	61.3%	58.8%	57.6%
% of FP17s for the same patient ID Re-attending between 3 & 9 months - Adults	5,269	7,803	67.5%	54.8%	51.2%	50.1%
% of FP17s for Band 1 Urgent Courses	699	10,260	6.8%	7.0%	8.0%	9.1%
% of FP17s Relating to Free Repair or Replacements	101	10,260	1.0%	0.8%	0.8%	0.8%
% of FP17s Relating to Continuations	74	10,260	0.7%	1.6%	1.2%	1.2%
% of Patients satisfied with the dentistry they have received	13	13	100.0%	92.3%	92.7%	92.8%
% of Patients satisfied with the time they had to wait for an appointment	13	13	100.0%	88.0%	89.1%	88.7%

\* This is based on patients treated on this contract for their most recent course of treatment. Figures in italics indicate the base number of FP17s or Patient Questionnaire responses are less than 100. N/A is shown where the base number of responses is less than 10 during the period. % is calculated as Quantity/Base number\*100

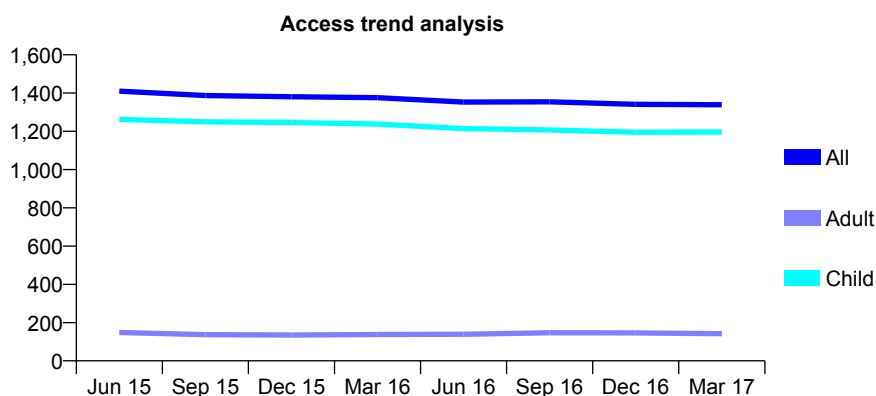
## Q55 - Vital Signs At a Glance Contract Report for 157139/0001 - Year end March 2017

Name or company name	Brompton House Dental Practice Limited
Contract type name	GDS Contract
Purpose of contract	General
Contract start date	01/04/2011
Contract end date	

16/17 Contracted general activity (UDA)	3,450
Carry forward general activity (UDA)	0
16/17 Contracted orthodontic activity (UOA)	0
Carry forward orthodontic activity (UOA)	0
Baseline contract value	£91,847.51

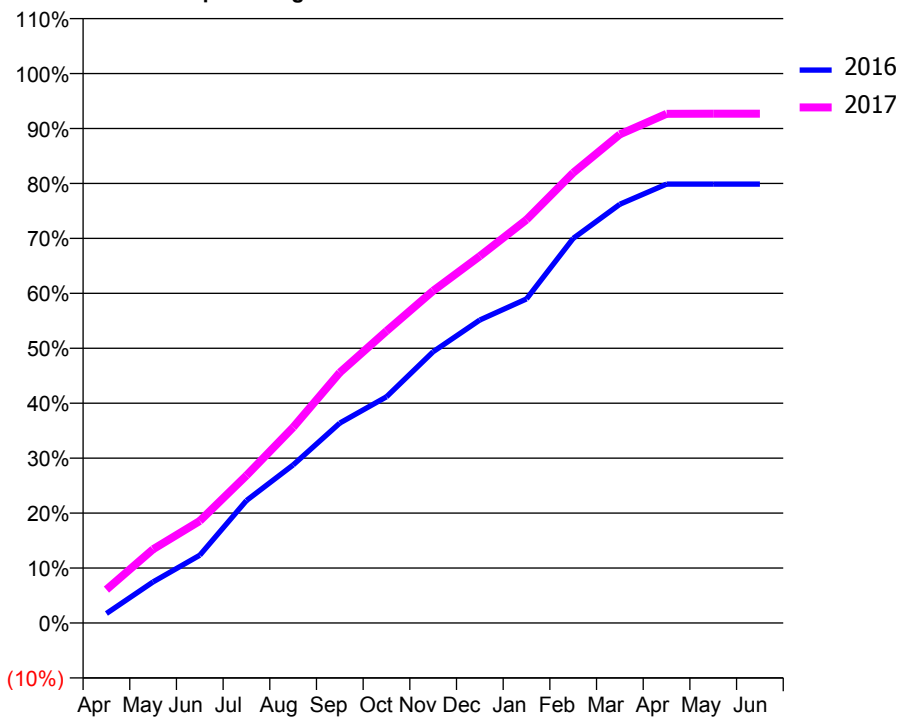
### ACCESS\*

Patients seen in 24 months	Total	Change since previous quarter
Quarter ending March 2016	1,376	
Quarter ending June 2016	1,353	↓
Quarter ending September 2016	1,354	→
Quarter ending December 2016	1,341	→
Quarter ending March 2017	1,339	→
<b>Variance since March 2016</b>	<b>(2.7%)</b>	<b>↓</b>



### ACTIVITY

Cumulative percentage of contracted UDA delivered 2016 & 2017



Month	Adjusted Scheduled Activity (UDA)	
	2016	2017
April	72	209
May	307	464
June	506	641
July	913	926
August	1,180	1,228
September	1,492	1,573
October	1,688	1,833
November	2,024	2,086
December	2,261	2,303
January	2,419	2,532
February	2,870	2,827
March	3,125	3,068
April	3,275	3,197
May	3,275	3,198
June	3,275	3,198

### QUALITY

	Quantity	Base Number	Contract	AT	Region	England
% of FP17s for the same patient ID Re-attending within 3 months - Children	313	2,407	13.0%	10.9%	12.0%	12.3%
% of FP17s for the same patient ID Re-attending within 3 months - Adults	0	2	0.0%	15.2%	16.0%	16.7%
% of FP17s for the same patient ID Re-attending between 3 & 9 months - Children	1,699	2,407	70.6%	61.3%	58.8%	57.6%
% of FP17s for the same patient ID Re-attending between 3 & 9 months - Adults	0	2	0.0%	54.8%	51.2%	50.1%
% of FP17s for Band 1 Urgent Courses	64	2,388	2.7%	7.0%	8.0%	9.1%
% of FP17s Relating to Free Repair or Replacements	0	2,388	0.0%	0.8%	0.8%	0.8%
% of FP17s Relating to Continuations	0	2,388	0.0%	1.6%	1.2%	1.2%
% of Patients satisfied with the dentistry they have received	3	3	N/A	92.3%	92.7%	92.8%
% of Patients satisfied with the time they had to wait for an appointment	3	3	N/A	88.0%	89.1%	88.7%

\* This is based on patients treated on this contract for their most recent course of treatment. Figures in italics indicate the base number of FP17s or Patient Questionnaire responses are less than 100. N/A is shown where the base number of responses is less than 10 during the period. % is calculated as Quantity/Base number\*100

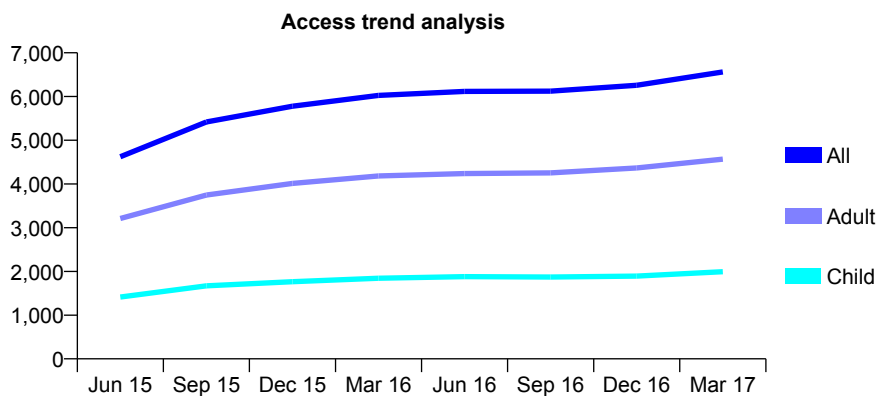
## Q55 - Vital Signs At a Glance Contract Report for 158941/0001 - Year end March 2017

Name or company name	D M Jordan Limited
Contract type name	GDS Contract
Purpose of contract	General
Contract start date	01/07/2012
Contract end date	

16/17 Contracted general activity (UDA)	21,500
Carry forward general activity (UDA)	0
16/17 Contracted orthodontic activity (UOA)	0
Carry forward orthodontic activity (UOA)	0
Baseline contract value	£508,671.10

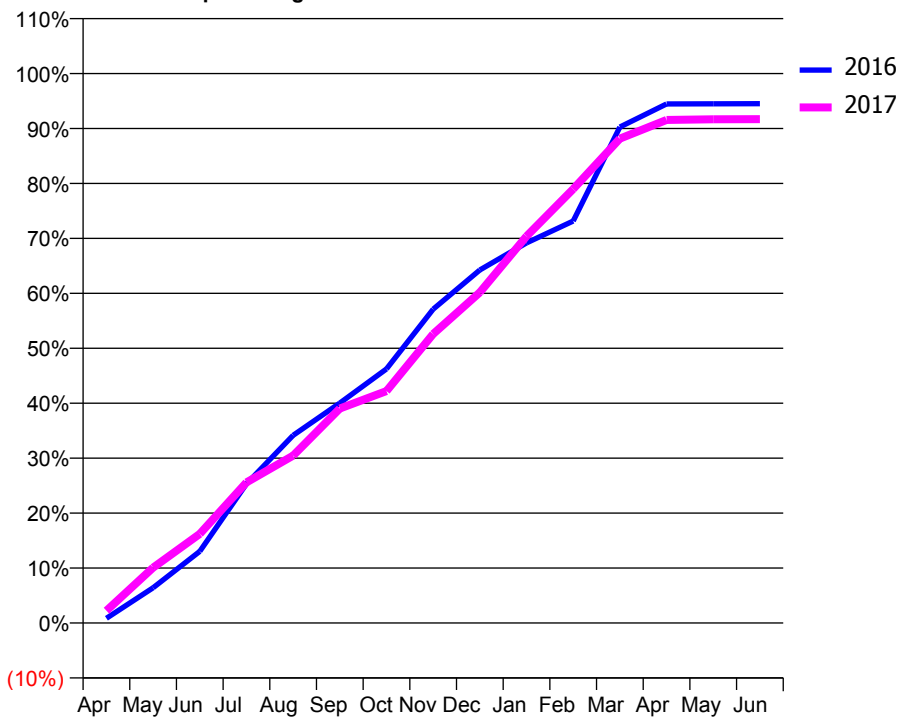
### ACCESS\*

Patients seen in 24 months	Total	Change since previous quarter
Quarter ending March 2016	6,026	
Quarter ending June 2016	6,118	→
Quarter ending September 2016	6,123	→
Quarter ending December 2016	6,258	↑
Quarter ending March 2017	6,561	↑
<b>Variance since March 2016</b>	<b>8.9%</b>	<b>↑</b>



### ACTIVITY

Cumulative percentage of contracted UDA delivered 2016 & 2017



Adjusted Scheduled Activity (UDA)

Month	2016	2017
April	185	481
May	1,381	2,167
June	2,803	3,487
July	5,447	5,504
August	7,342	6,552
September	8,605	8,392
October	9,941	9,076
November	12,277	11,306
December	13,815	12,938
January	14,871	15,134
February	15,725	16,982
March	19,405	18,953
April	20,310	19,681
May	20,314	19,711
June	20,319	19,712

### QUALITY

	Quantity	Base Number	Contract	AT	Region	England
% of FP17s for the same patient ID Re-attending within 3 months - Children	329	3,081	10.7%	10.9%	12.0%	12.3%
% of FP17s for the same patient ID Re-attending within 3 months - Adults	1,020	6,815	15.0%	15.2%	16.0%	16.7%
% of FP17s for the same patient ID Re-attending between 3 & 9 months - Children	1,895	3,081	61.5%	61.3%	58.8%	57.6%
% of FP17s for the same patient ID Re-attending between 3 & 9 months - Adults	4,163	6,815	61.1%	54.8%	51.2%	50.1%
% of FP17s for Band 1 Urgent Courses	309	9,513	3.2%	7.0%	8.0%	9.1%
% of FP17s Relating to Free Repair or Replacements	65	9,513	0.7%	0.8%	0.8%	0.8%
% of FP17s Relating to Continuations	227	9,513	2.4%	1.6%	1.2%	1.2%
% of Patients satisfied with the dentistry they have received	5	5	N/A	92.3%	92.7%	92.8%
% of Patients satisfied with the time they had to wait for an appointment	4	5	N/A	88.0%	89.1%	88.7%

\* This is based on patients treated on this contract for their most recent course of treatment. Figures in italics indicate the base number of FP17s or Patient Questionnaire responses are less than 100. N/A is shown where the base number of responses is less than 10 during the period. % is calculated as Quantity/Base number\*100



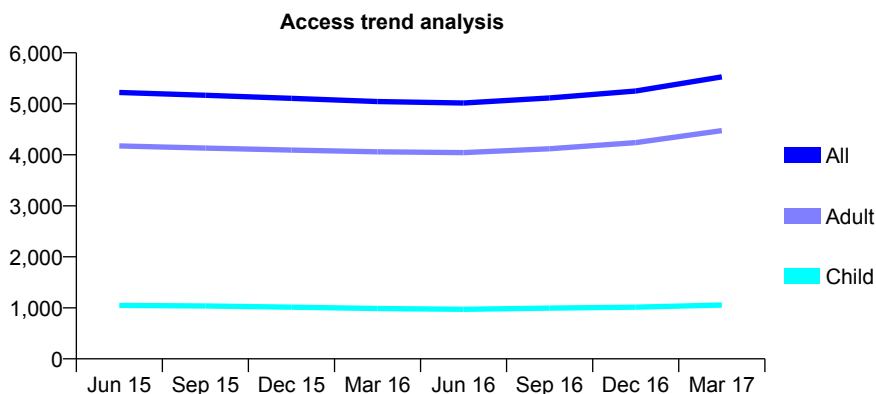
## Q55 - Vital Signs At a Glance Contract Report for 160490/0001 - Year end March 2017

Name or company name	Buttercross View Dental Surgery
Contract type name	GDS Contract
Purpose of contract	General
Contract start date	01/04/2012
Contract end date	

16/17 Contracted general activity (UDA)	13,500
Carry forward general activity (UDA)	0
16/17 Contracted orthodontic activity (UOA)	0
Carry forward orthodontic activity (UOA)	0
Baseline contract value	£351,809.32

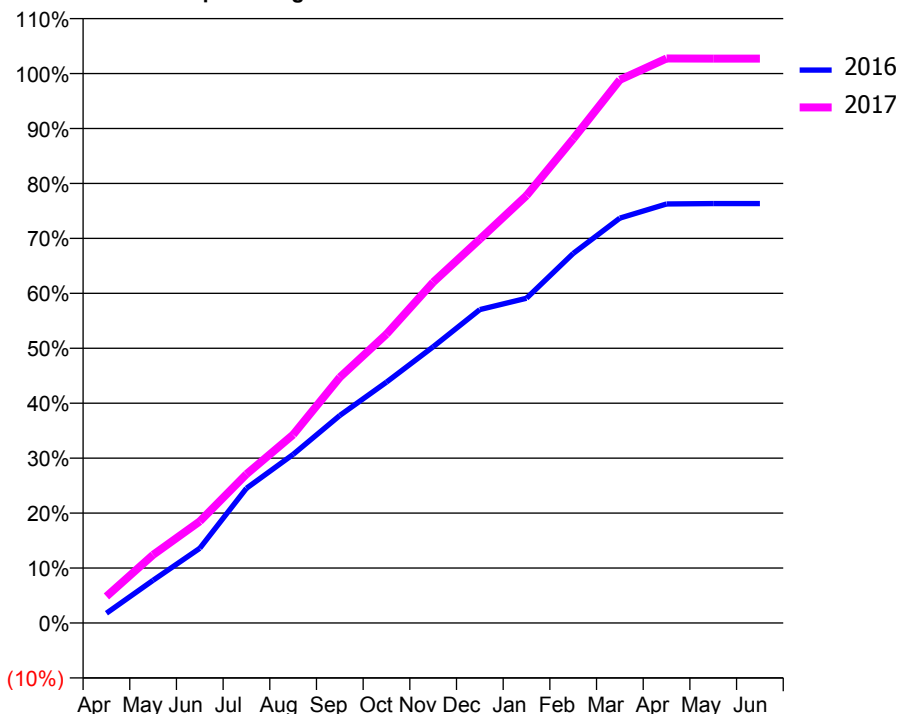
### ACCESS\*

Patients seen in 24 months	Total	Change since previous quarter
Quarter ending March 2016	5,044	
Quarter ending June 2016	5,015	→
Quarter ending September 2016	5,114	→
Quarter ending December 2016	5,251	↑
Quarter ending March 2017	5,528	↑
<b>Variance since March 2016</b>	<b>9.6%</b>	<b>↑</b>



### ACTIVITY

Cumulative percentage of contracted UDA delivered 2016 & 2017



Adjusted Scheduled Activity (UDA)

Month	2016	2017
April	300	653
May	1,304	1,675
June	2,285	2,499
July	4,116	3,659
August	5,150	4,628
September	6,340	6,036
October	7,357	7,098
November	8,439	8,373
December	9,574	9,429
January	9,922	10,500
February	11,288	11,894
March	12,367	13,344
April	12,799	13,869
May	12,811	13,865
June	12,811	13,867

### QUALITY

	Quantity	Base Number	Contract	AT	Region	England
% of FP17s for the same patient ID Re-attending within 3 months - Children	133	1,745	7.6%	10.9%	12.0%	12.3%
% of FP17s for the same patient ID Re-attending within 3 months - Adults	780	5,792	13.5%	15.2%	16.0%	16.7%
% of FP17s for the same patient ID Re-attending between 3 & 9 months - Children	1,044	1,745	59.8%	61.3%	58.8%	57.6%
% of FP17s for the same patient ID Re-attending between 3 & 9 months - Adults	1,999	5,792	34.5%	54.8%	51.2%	50.1%
% of FP17s for Band 1 Urgent Courses	761	7,562	10.1%	7.0%	8.0%	9.1%
% of FP17s Relating to Free Repair or Replacements	66	7,562	0.9%	0.8%	0.8%	0.8%
% of FP17s Relating to Continuations	54	7,562	0.7%	1.6%	1.2%	1.2%
% of Patients satisfied with the dentistry they have received	14	16	87.5%	92.3%	92.7%	92.8%
% of Patients satisfied with the time they had to wait for an appointment	14	16	87.5%	88.0%	89.1%	88.7%

\* This is based on patients treated on this contract for their most recent course of treatment. Figures in italics indicate the base number of FP17s or Patient Questionnaire responses are less than 100. N/A is shown where the base number of responses is less than 10 during the period. % is calculated as Quantity/Base number\*100

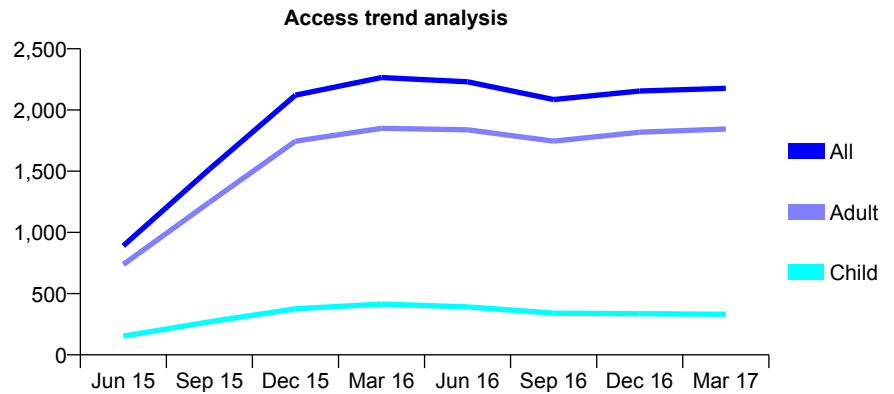
## Q55 - Vital Signs At a Glance Contract Report for 160636/0001 - Year end March 2017

Name or company name	Eyre Street Dental
Contract type name	GDS Contract
Purpose of contract	General
Contract start date	01/04/2015
Contract end date	

16/17 Contracted general activity (UDA)	9,028
Carry forward general activity (UDA)	0
16/17 Contracted orthodontic activity (UOA)	0
Carry forward orthodontic activity (UOA)	0
Baseline contract value	£250,064.18

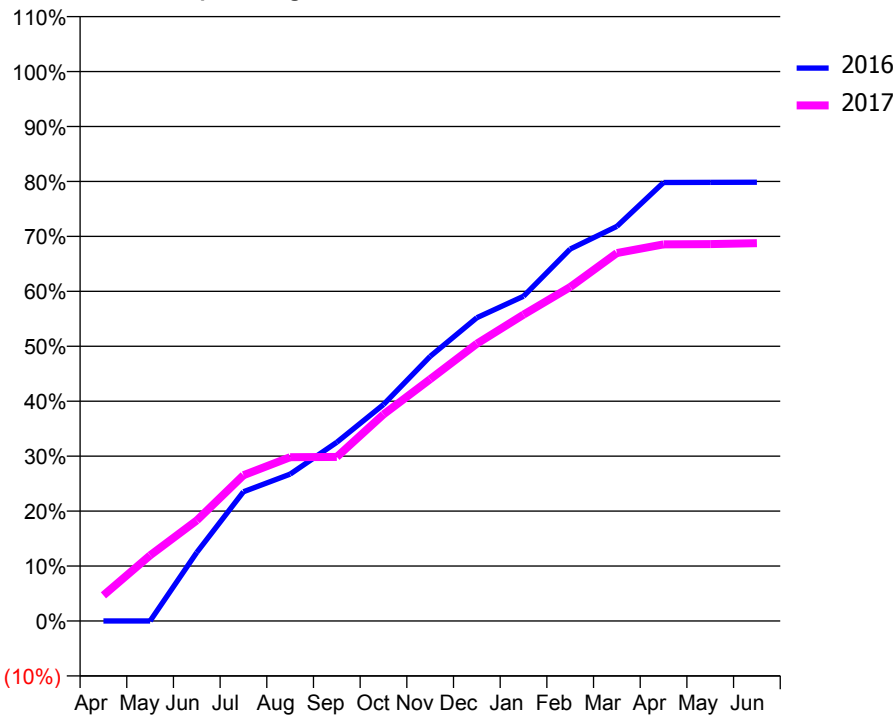
### ACCESS\*

Patients seen in 24 months	Total	Change since previous quarter
Quarter ending March 2016	2,265	
Quarter ending June 2016	2,230	↓
Quarter ending September 2016	2,086	↓
Quarter ending December 2016	2,155	↑
Quarter ending March 2017	2,177	→
<b>Variance since March 2016</b>	<b>(3.9%)</b>	<b>↓</b>



### ACTIVITY

Cumulative percentage of contracted UDA delivered 2016 & 2017



Month	Adjusted Scheduled Activity (UDA)	
	2016	2017
April	0	422
May	0	1,079
June	1,128	1,653
July	2,124	2,395
August	2,413	2,692
September	2,937	2,696
October	3,557	3,396
November	4,348	3,973
December	4,982	4,556
January	5,337	5,032
February	6,112	5,488
March	6,484	6,046
April	7,206	6,189
May	7,207	6,192
June	7,210	6,207

### QUALITY

	Quantity	Base Number	Contract	AT	Region	England
% of FP17s for the same patient ID Re-attending within 3 months - Children	30	625	4.8%	10.9%	12.0%	12.3%
% of FP17s for the same patient ID Re-attending within 3 months - Adults	347	3,182	10.9%	15.2%	16.0%	16.7%
% of FP17s for the same patient ID Re-attending between 3 & 9 months - Children	382	625	61.1%	61.3%	58.8%	57.6%
% of FP17s for the same patient ID Re-attending between 3 & 9 months - Adults	1,782	3,182	56.0%	54.8%	51.2%	50.1%
% of FP17s for Band 1 Urgent Courses	129	3,464	3.7%	7.0%	8.0%	9.1%
% of FP17s Relating to Free Repair or Replacements	12	3,464	0.3%	0.8%	0.8%	0.8%
% of FP17s Relating to Continuations	94	3,464	2.7%	1.6%	1.2%	1.2%
% of Patients satisfied with the dentistry they have received	8	8	N/A	92.3%	92.7%	92.8%
% of Patients satisfied with the time they had to wait for an appointment	8	8	N/A	88.0%	89.1%	88.7%

\* This is based on patients treated on this contract for their most recent course of treatment. Figures in italics indicate the base number of FP17s or Patient Questionnaire responses are less than 100. N/A is shown where the base number of responses is less than 10 during the period. % is calculated as Quantity/Base number\*100

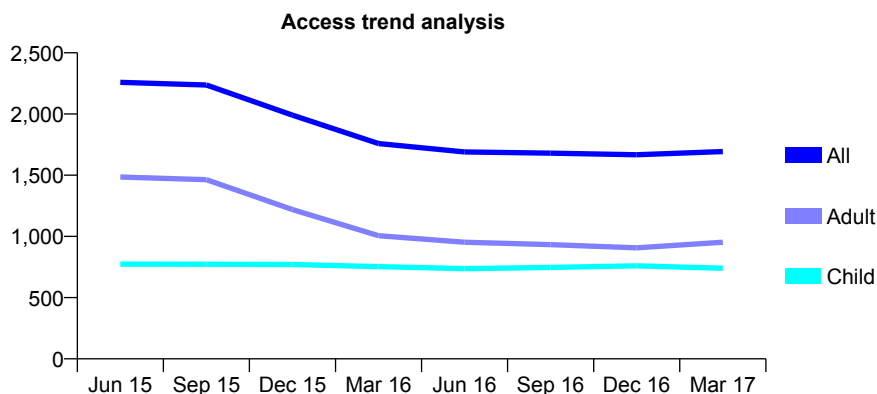
## Q55 - Vital Signs At a Glance Contract Report for 161802/0001 - Year end March 2017

Name or company name	Dental Surgery
Contract type name	GDS Contract
Purpose of contract	General
Contract start date	01/11/2012
Contract end date	

16/17 Contracted general activity (UDA)	5,966
Carry forward general activity (UDA)	-119
16/17 Contracted orthodontic activity (UOA)	0
Carry forward orthodontic activity (UOA)	0
Baseline contract value	£201,711.61

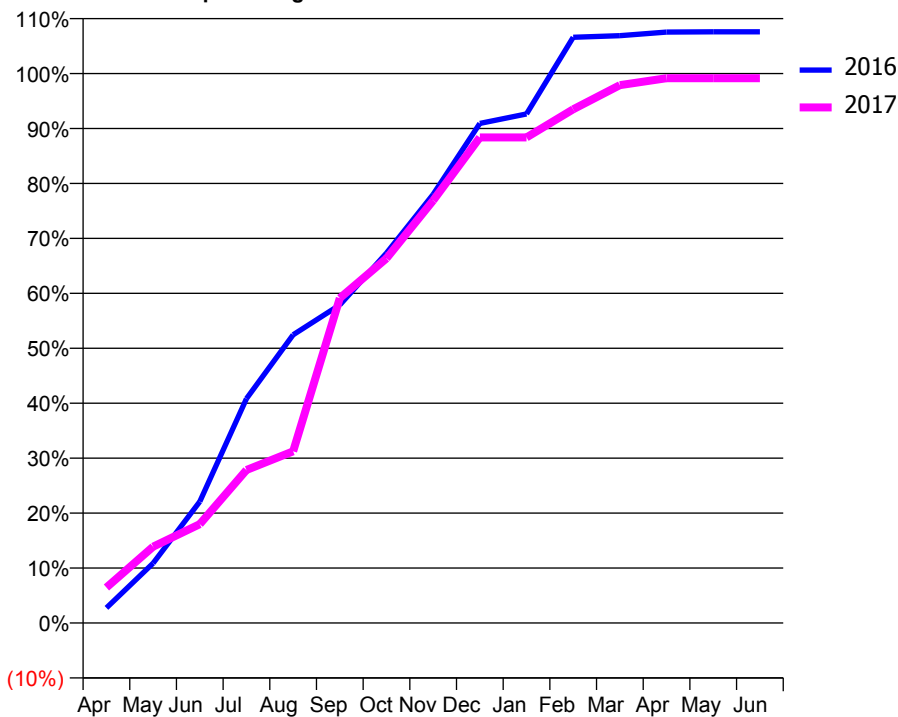
### ACCESS\*

Patients seen in 24 months	Total	Change since previous quarter
Quarter ending March 2016	1,759	
Quarter ending June 2016	1,690	↓
Quarter ending September 2016	1,680	→
Quarter ending December 2016	1,667	→
Quarter ending March 2017	1,693	→
<b>Variance since March 2016</b>	<b>(3.8%)</b>	<b>↓</b>



### ACTIVITY

Cumulative percentage of contracted UDA delivered 2016 & 2017



Month	Adjusted Scheduled Activity (UDA)	
	2016	2017
April	165	386
May	649	829
June	1,318	1,073
July	2,436	1,662
August	3,129	1,864
September	3,453	3,527
October	4,017	3,959
November	4,654	4,587
December	5,424	5,273
January	5,527	5,273
February	6,359	5,577
March	6,377	5,839
April	6,416	5,914
May	6,419	5,914
June	6,419	5,914

### QUALITY

	Quantity	Base Number	Contract	AT	Region	England
% of FP17s for the same patient ID Re-attending within 3 months - Children	186	1,162	16.0%	10.9%	12.0%	12.3%
% of FP17s for the same patient ID Re-attending within 3 months - Adults	379	1,258	30.1%	15.2%	16.0%	16.7%
% of FP17s for the same patient ID Re-attending between 3 & 9 months - Children	607	1,162	52.2%	61.3%	58.8%	57.6%
% of FP17s for the same patient ID Re-attending between 3 & 9 months - Adults	502	1,258	39.9%	54.8%	51.2%	50.1%
% of FP17s for Band 1 Urgent Courses	336	2,448	13.7%	7.0%	8.0%	9.1%
% of FP17s Relating to Free Repair or Replacements	4	2,448	0.2%	0.8%	0.8%	0.8%
% of FP17s Relating to Continuations	13	2,448	0.5%	1.6%	1.2%	1.2%
% of Patients satisfied with the dentistry they have received	5	6	N/A	92.3%	92.7%	92.8%
% of Patients satisfied with the time they had to wait for an appointment	6	6	N/A	88.0%	89.1%	88.7%

\* This is based on patients treated on this contract for their most recent course of treatment. Figures in italics indicate the base number of FP17s or Patient Questionnaire responses are less than 100. N/A is shown where the base number of responses is less than 10 during the period. % is calculated as Quantity/Base number\*100

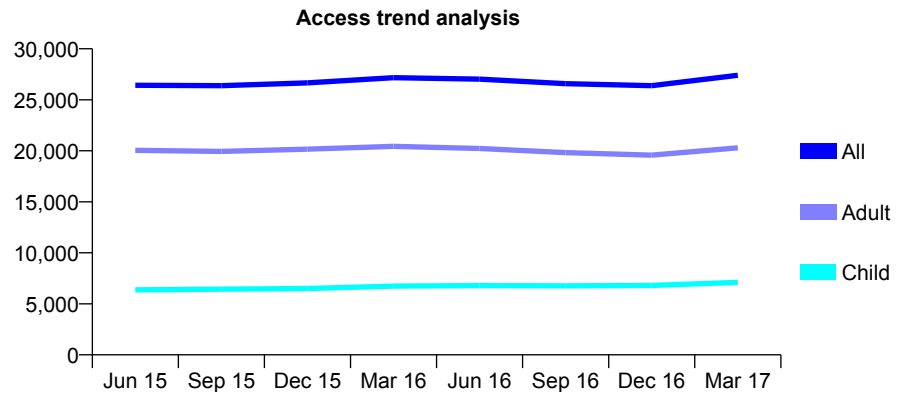
## Q55 - Vital Signs At a Glance Contract Report for 162906/0001 - Year end March 2017

Name or company name	Seven Dental & 2 Colwick Road
Contract type name	GDS Contract
Purpose of contract	General
Contract start date	01/04/2006
Contract end date	

16/17 Contracted general activity (UDA)	90,476
Carry forward general activity (UDA)	166
16/17 Contracted orthodontic activity (UOA)	0
Carry forward orthodontic activity (UOA)	0
Baseline contract value	£2,706,057.87

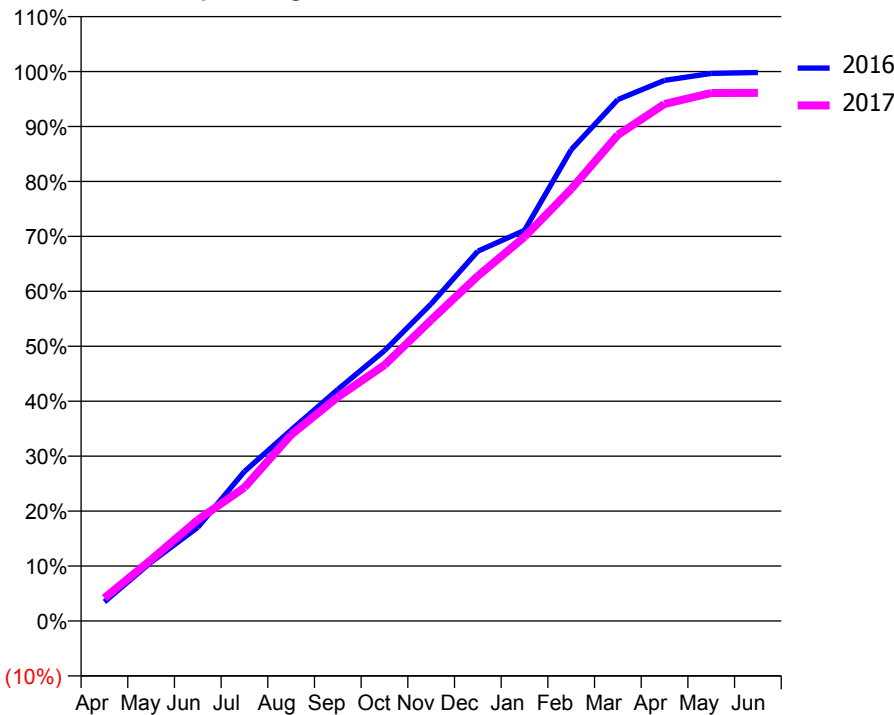
### ACCESS\*

Patients seen in 24 months	Total	Change since previous quarter
Quarter ending March 2016	27,171	
Quarter ending June 2016	27,023	→
Quarter ending September 2016	26,583	↓
Quarter ending December 2016	26,381	→
Quarter ending March 2017	27,407	↑
<b>Variance since March 2016</b>	<b>0.9%</b>	<b>→</b>



### ACTIVITY

Cumulative percentage of contracted UDA delivered 2016 & 2017



Month	Adjusted Scheduled Activity (UDA)	
	2016	2017
April	3,153	3,786
May	9,702	10,087
June	15,423	16,657
July	24,629	21,979
August	31,461	30,661
September	38,120	36,866
October	44,512	42,140
November	52,212	49,566
December	60,897	56,811
January	64,318	63,234
February	77,603	71,122
March	85,852	80,033
April	89,026	85,140
May	90,168	86,923
June	90,310	86,945

### QUALITY

	Quantity	Base Number	Contract	AT	Region	England
% of FP17s for the same patient ID Re-attending within 3 months - Children	1,203	10,236	11.8%	10.9%	12.0%	12.3%
% of FP17s for the same patient ID Re-attending within 3 months - Adults	4,213	23,838	17.7%	15.2%	16.0%	16.7%
% of FP17s for the same patient ID Re-attending between 3 & 9 months - Children	5,231	10,236	51.1%	61.3%	58.8%	57.6%
% of FP17s for the same patient ID Re-attending between 3 & 9 months - Adults	9,227	23,838	38.7%	54.8%	51.2%	50.1%
% of FP17s for Band 1 Urgent Courses	4,585	34,954	13.1%	7.0%	8.0%	9.1%
% of FP17s Relating to Free Repair or Replacements	87	34,954	0.2%	0.8%	0.8%	0.8%
% of FP17s Relating to Continuations	590	34,954	1.7%	1.6%	1.2%	1.2%
% of Patients satisfied with the dentistry they have received	17	19	89.5%	92.3%	92.7%	92.8%
% of Patients satisfied with the time they had to wait for an appointment	17	19	89.5%	88.0%	89.1%	88.7%

\* This is based on patients treated on this contract for their most recent course of treatment. Figures in italics indicate the base number of FP17s or Patient Questionnaire responses are less than 100. N/A is shown where the base number of responses is less than 10 during the period. % is calculated as Quantity/Base number\*100

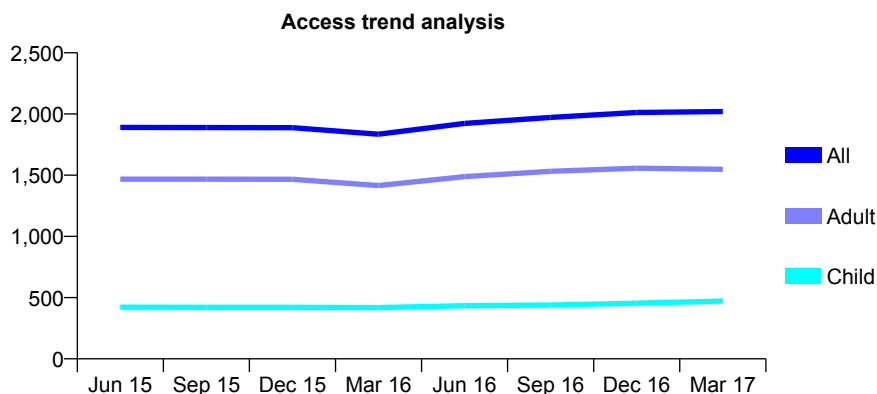
## Q55 - Vital Signs At a Glance Contract Report for 162906/0002 - Year end March 2017

Name or company name	Seven Dental & 2 Colwick Road
Contract type name	GDS Contract
Purpose of contract	General
Contract start date	01/04/2006
Contract end date	

16/17 Contracted general activity (UDA)	8,140
Carry forward general activity (UDA)	0
16/17 Contracted orthodontic activity (UOA)	0
Carry forward orthodontic activity (UOA)	0
Baseline contract value	£239,948.12

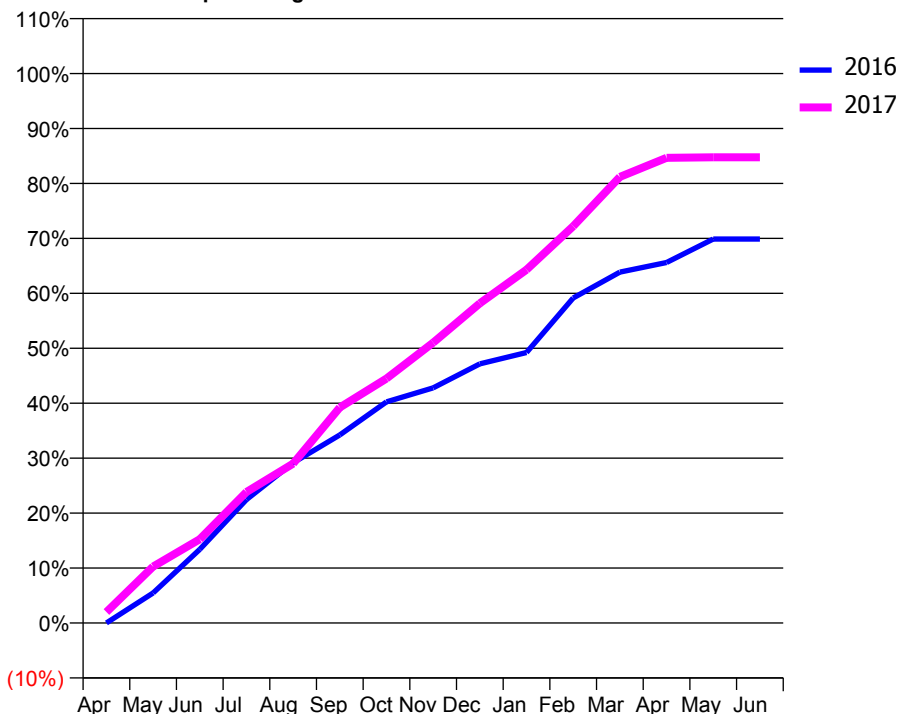
### ACCESS\*

Patients seen in 24 months	Total	Change since previous quarter
Quarter ending March 2016	1,835	
Quarter ending June 2016	1,923	↑
Quarter ending September 2016	1,972	↑
Quarter ending December 2016	2,012	↑
Quarter ending March 2017	2,020	→
<b>Variance since March 2016</b>	<b>10.1%</b>	<b>↑</b>



### ACTIVITY

Cumulative percentage of contracted UDA delivered 2016 & 2017



Adjusted Scheduled Activity (UDA)

Month	2016	2017
April	0	163
May	445	837
June	1,092	1,241
July	1,827	1,940
August	2,373	2,361
September	2,786	3,194
October	3,275	3,622
November	3,484	4,153
December	3,839	4,735
January	4,007	5,234
February	4,814	5,878
March	5,199	6,609
April	5,341	6,890
May	5,688	6,899
June	5,689	6,899

### QUALITY

	Quantity	Base Number	Contract	AT	Region	England
% of FP17s for the same patient ID Re-attending within 3 months - Children	64	662	9.7%	10.9%	12.0%	12.3%
% of FP17s for the same patient ID Re-attending within 3 months - Adults	264	1,969	13.4%	15.2%	16.0%	16.7%
% of FP17s for the same patient ID Re-attending between 3 & 9 months - Children	320	662	48.3%	61.3%	58.8%	57.6%
% of FP17s for the same patient ID Re-attending between 3 & 9 months - Adults	781	1,969	39.7%	54.8%	51.2%	50.1%
% of FP17s for Band 1 Urgent Courses	235	2,541	9.2%	7.0%	8.0%	9.1%
% of FP17s Relating to Free Repair or Replacements	0	2,541	0.0%	0.8%	0.8%	0.8%
% of FP17s Relating to Continuations	46	2,541	1.8%	1.6%	1.2%	1.2%
% of Patients satisfied with the dentistry they have received	3	4	N/A	92.3%	92.7%	92.8%
% of Patients satisfied with the time they had to wait for an appointment	3	4	N/A	88.0%	89.1%	88.7%

\* This is based on patients treated on this contract for their most recent course of treatment. Figures in italics indicate the base number of FP17s or Patient Questionnaire responses are less than 100. N/A is shown where the base number of responses is less than 10 during the period. % is calculated as Quantity/Base number\*100

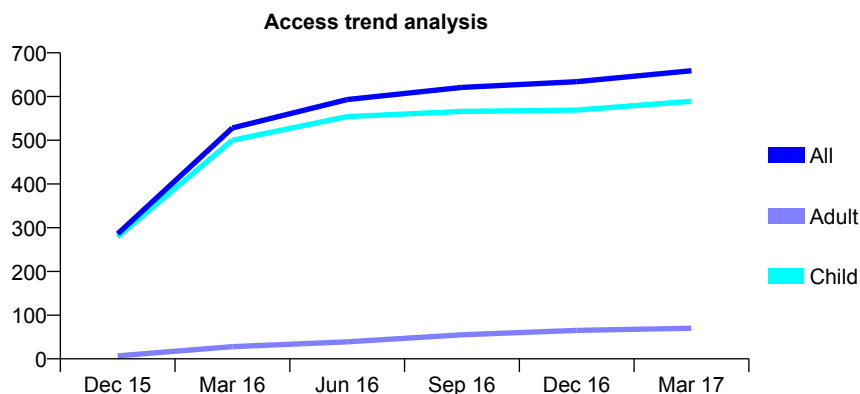
## Q55 - Vital Signs At a Glance Contract Report for 163627/0001 - Year end March 2017

Name or company name	High Street Dental Limited
Contract type name	GDS Contract
Purpose of contract	General
Contract start date	01/10/2015
Contract end date	

16/17 Contracted general activity (UDA)	2,280
Carry forward general activity (UDA)	0
16/17 Contracted orthodontic activity (UOA)	0
Carry forward orthodontic activity (UOA)	0
Baseline contract value	£49,042.43

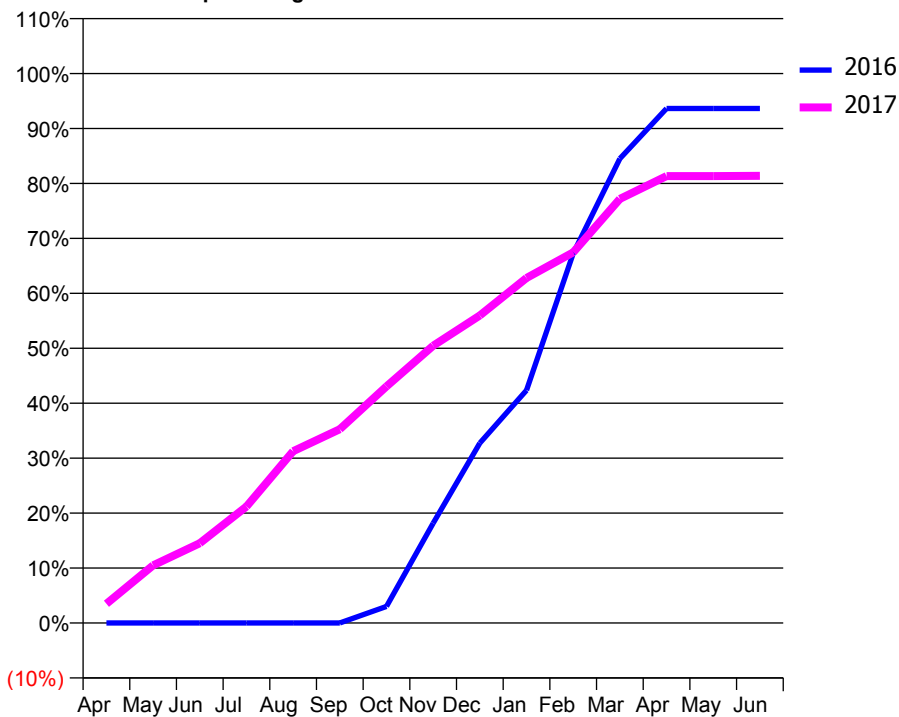
### ACCESS\*

Patients seen in 24 months	Total	Change since previous quarter
Quarter ending March 2016	528	
Quarter ending June 2016	593	↑
Quarter ending September 2016	621	↑
Quarter ending December 2016	634	↑
Quarter ending March 2017	659	↑
<b>Variance since March 2016</b>	<b>24.8%</b>	<b>↑</b>



### ACTIVITY

Cumulative percentage of contracted UDA delivered 2016 & 2017



Month	Adjusted Scheduled Activity (UDA)	
	2016	2017
April	0	80
May	0	239
June	0	331
July	0	483
August	0	713
September	0	804
October	32	982
November	193	1,151
December	349	1,276
January	451	1,432
February	716	1,538
March	900	1,760
April	997	1,854
May	997	1,854
June	997	1,855

### QUALITY

	Quantity	Base Number	Contract	AT	Region	England
% of FP17s for the same patient ID Re-attending within 3 months - Children	116	1,129	10.3%	10.9%	12.0%	12.3%
% of FP17s for the same patient ID Re-attending within 3 months - Adults	4	44	9.1%	15.2%	16.0%	16.7%
% of FP17s for the same patient ID Re-attending between 3 & 9 months - Children	744	1,129	65.9%	61.3%	58.8%	57.6%
% of FP17s for the same patient ID Re-attending between 3 & 9 months - Adults	29	44	65.9%	54.8%	51.2%	50.1%
% of FP17s for Band 1 Urgent Courses	36	1,176	3.1%	7.0%	8.0%	9.1%
% of FP17s Relating to Free Repair or Replacements	0	1,176	0.0%	0.8%	0.8%	0.8%
% of FP17s Relating to Continuations	27	1,176	2.3%	1.6%	1.2%	1.2%
% of Patients satisfied with the dentistry they have received	1	1	N/A	92.3%	92.7%	92.8%
% of Patients satisfied with the time they had to wait for an appointment	1	1	N/A	88.0%	89.1%	88.7%

\* This is based on patients treated on this contract for their most recent course of treatment. Figures in italics indicate the base number of FP17s or Patient Questionnaire responses are less than 100. N/A is shown where the base number of responses is less than 10 during the period. % is calculated as Quantity/Base number\*100

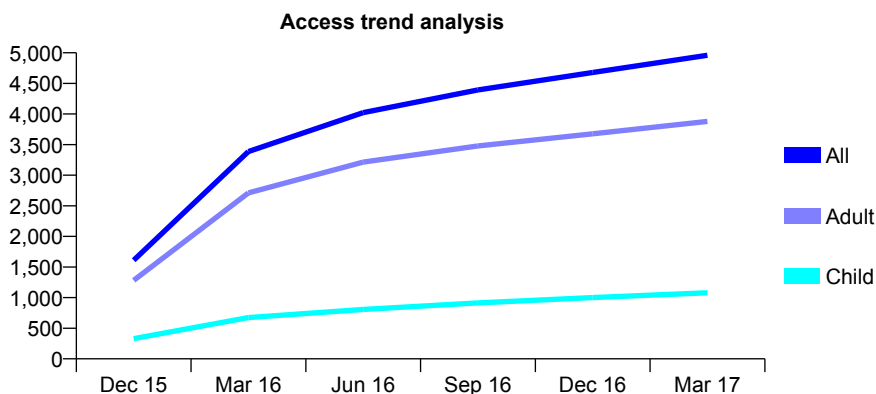
## Q55 - Vital Signs At a Glance Contract Report for 164127/0001 - Year end March 2017

Name or company name	Park Road Dental Practice
Contract type name	GDS Contract
Purpose of contract	General
Contract start date	01/10/2015
Contract end date	

16/17 Contracted general activity (UDA)	17,825
Carry forward general activity (UDA)	0
16/17 Contracted orthodontic activity (UOA)	0
Carry forward orthodontic activity (UOA)	0
Baseline contract value	£365,617.63

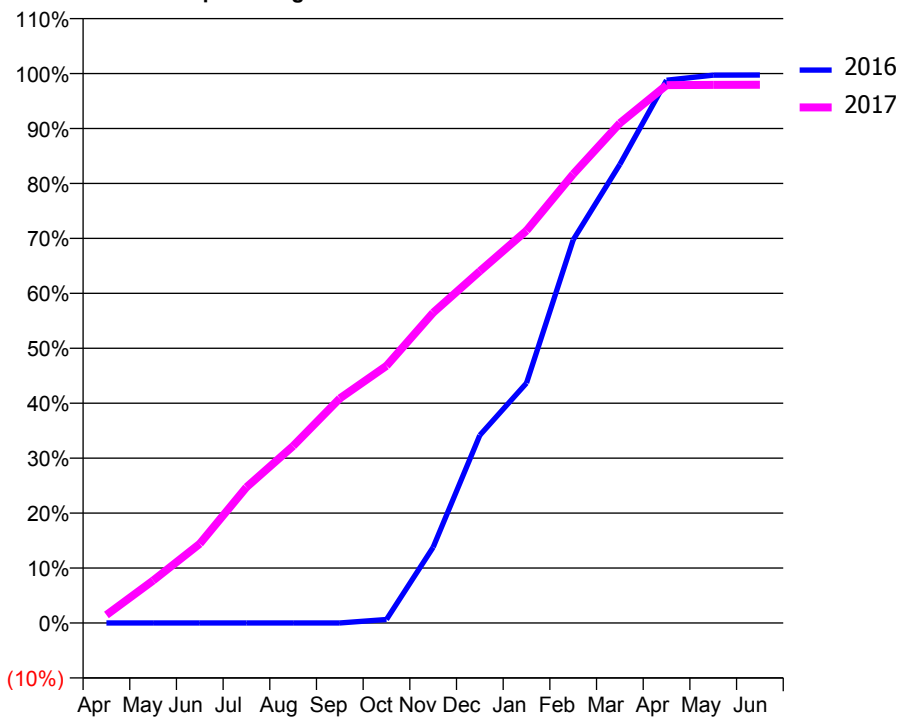
### ACCESS\*

Patients seen in 24 months	Total	Change since previous quarter
Quarter ending March 2016	3,387	
Quarter ending June 2016	4,023	↑
Quarter ending September 2016	4,394	↑
Quarter ending December 2016	4,678	↑
Quarter ending March 2017	4,959	↑
<b>Variance since March 2016</b>	<b>46.4%</b>	<b>↑</b>



### ACTIVITY

Cumulative percentage of contracted UDA delivered 2016 & 2017



Month	Adjusted Scheduled Activity (UDA)	
	2016	2017
April	0	262
May	0	1,380
June	0	2,570
July	0	4,404
August	0	5,741
September	0	7,288
October	58	8,344
November	1,229	10,068
December	3,046	11,412
January	3,892	12,727
February	6,216	14,563
March	7,439	16,213
April	8,805	17,449
May	8,887	17,454
June	8,889	17,461

### QUALITY

	Quantity	Base Number	Contract	AT	Region	England
% of FP17s for the same patient ID Re-attending within 3 months - Children	134	1,875	7.1%	10.9%	12.0%	12.3%
% of FP17s for the same patient ID Re-attending within 3 months - Adults	799	6,969	11.5%	15.2%	16.0%	16.7%
% of FP17s for the same patient ID Re-attending between 3 & 9 months - Children	1,028	1,875	54.8%	61.3%	58.8%	57.6%
% of FP17s for the same patient ID Re-attending between 3 & 9 months - Adults	4,292	6,969	61.6%	54.8%	51.2%	50.1%
% of FP17s for Band 1 Urgent Courses	325	8,745	3.7%	7.0%	8.0%	9.1%
% of FP17s Relating to Free Repair or Replacements	80	8,745	0.9%	0.8%	0.8%	0.8%
% of FP17s Relating to Continuations	23	8,745	0.3%	1.6%	1.2%	1.2%
% of Patients satisfied with the dentistry they have received	8	8	N/A	92.3%	92.7%	92.8%
% of Patients satisfied with the time they had to wait for an appointment	7	8	N/A	88.0%	89.1%	88.7%

\* This is based on patients treated on this contract for their most recent course of treatment. Figures in italics indicate the base number of FP17s or Patient Questionnaire responses are less than 100. N/A is shown where the base number of responses is less than 10 during the period. % is calculated as Quantity/Base number\*100



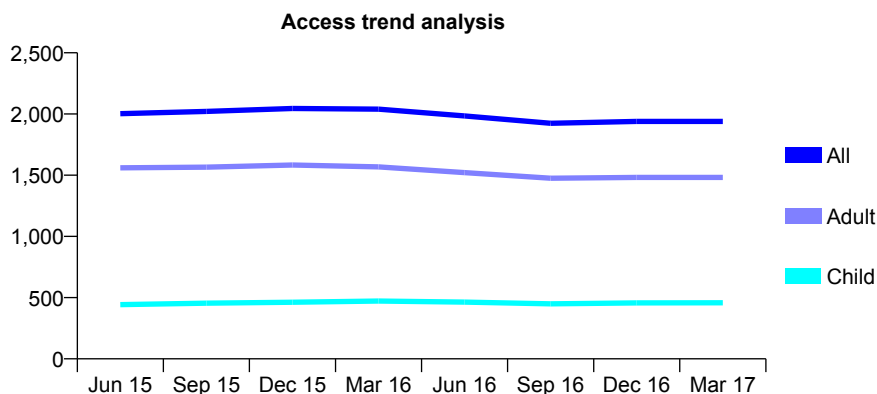
## Q55 - Vital Signs At a Glance Contract Report for 166111/0001 - Year end March 2017

Name or company name	Hathersage Dental Surgery
Contract type name	GDS Contract
Purpose of contract	General
Contract start date	01/06/2013
Contract end date	

16/17 Contracted general activity (UDA)	5,158
Carry forward general activity (UDA)	111
16/17 Contracted orthodontic activity (UOA)	0
Carry forward orthodontic activity (UOA)	0
Baseline contract value	£149,012.48

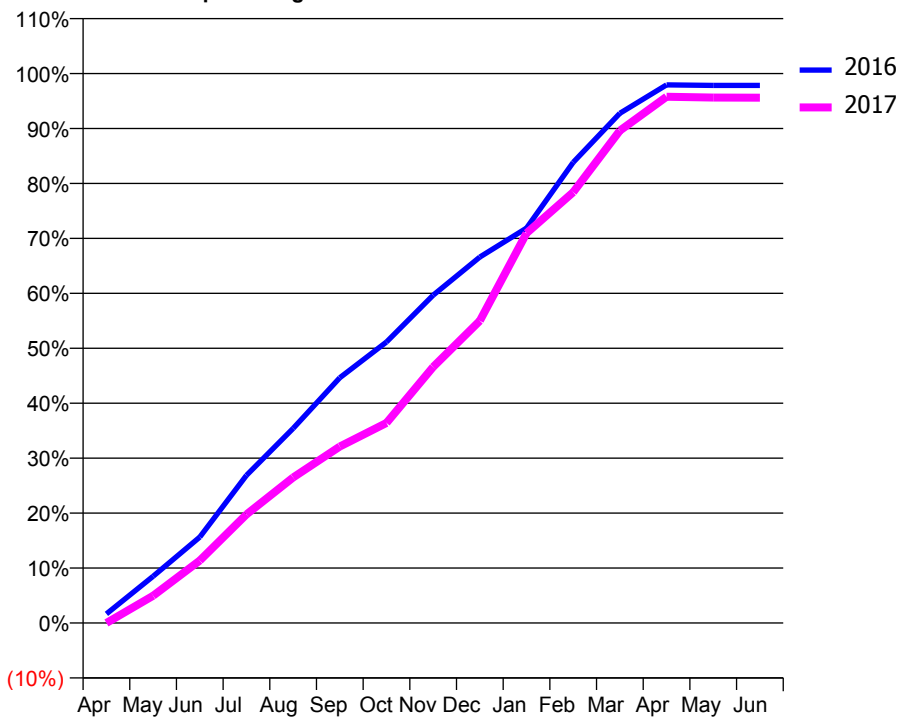
### ACCESS\*

Patients seen in 24 months	Total	Change since previous quarter
Quarter ending March 2016	2,040	
Quarter ending June 2016	1,984	↓
Quarter ending September 2016	1,924	↓
Quarter ending December 2016	1,939	→
Quarter ending March 2017	1,940	→
<b>Variance since March 2016</b>	<b>(4.9%)</b>	<b>↓</b>



### ACTIVITY

Cumulative percentage of contracted UDA delivered 2016 & 2017



Month	Adjusted Scheduled Activity (UDA)	
	2016	2017
April	86	1
May	439	256
June	807	586
July	1,386	1,019
August	1,827	1,366
September	2,302	1,657
October	2,638	1,879
November	3,078	2,404
December	3,435	2,837
January	3,707	3,660
February	4,324	4,043
March	4,785	4,621
April	5,051	4,940
May	5,047	4,933
June	5,047	4,932

### QUALITY

	Quantity	Base Number	Contract	AT	Region	England
% of FP17s for the same patient ID Re-attending within 3 months - Children	29	615	4.7%	10.9%	12.0%	12.3%
% of FP17s for the same patient ID Re-attending within 3 months - Adults	282	1,925	14.6%	15.2%	16.0%	16.7%
% of FP17s for the same patient ID Re-attending between 3 & 9 months - Children	396	615	64.4%	61.3%	58.8%	57.6%
% of FP17s for the same patient ID Re-attending between 3 & 9 months - Adults	911	1,925	47.3%	54.8%	51.2%	50.1%
% of FP17s for Band 1 Urgent Courses	288	2,626	11.0%	7.0%	8.0%	9.1%
% of FP17s Relating to Free Repair or Replacements	16	2,626	0.6%	0.8%	0.8%	0.8%
% of FP17s Relating to Continuations	39	2,626	1.5%	1.6%	1.2%	1.2%
% of Patients satisfied with the dentistry they have received	7	7	N/A	92.3%	92.7%	92.8%
% of Patients satisfied with the time they had to wait for an appointment	7	7	N/A	88.0%	89.1%	88.7%

\* This is based on patients treated on this contract for their most recent course of treatment. Figures in italics indicate the base number of FP17s or Patient Questionnaire responses are less than 100. N/A is shown where the base number of responses is less than 10 during the period. % is calculated as Quantity/Base number\*100

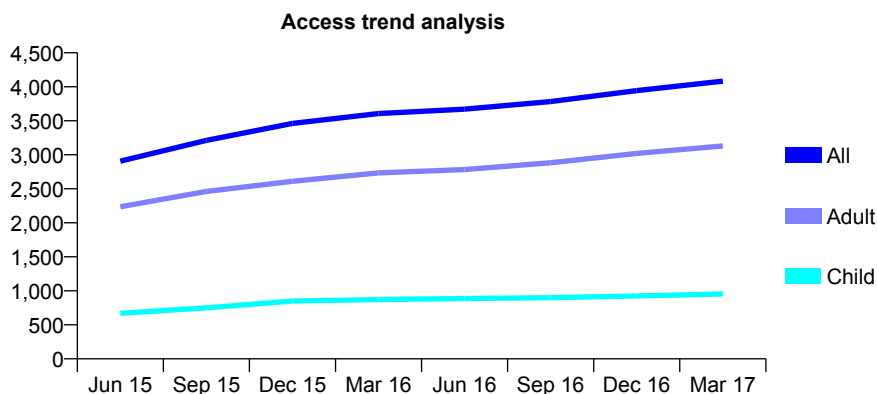
## Q55 - Vital Signs At a Glance Contract Report for 167924/0001 - Year end March 2017

Name or company name	Killamarsh Dental Practice Ltd
Contract type name	GDS Contract
Purpose of contract	General
Contract start date	01/11/2012
Contract end date	

16/17 Contracted general activity (UDA)	14,635
Carry forward general activity (UDA)	68
16/17 Contracted orthodontic activity (UOA)	0
Carry forward orthodontic activity (UOA)	0
Baseline contract value	£379,486.99

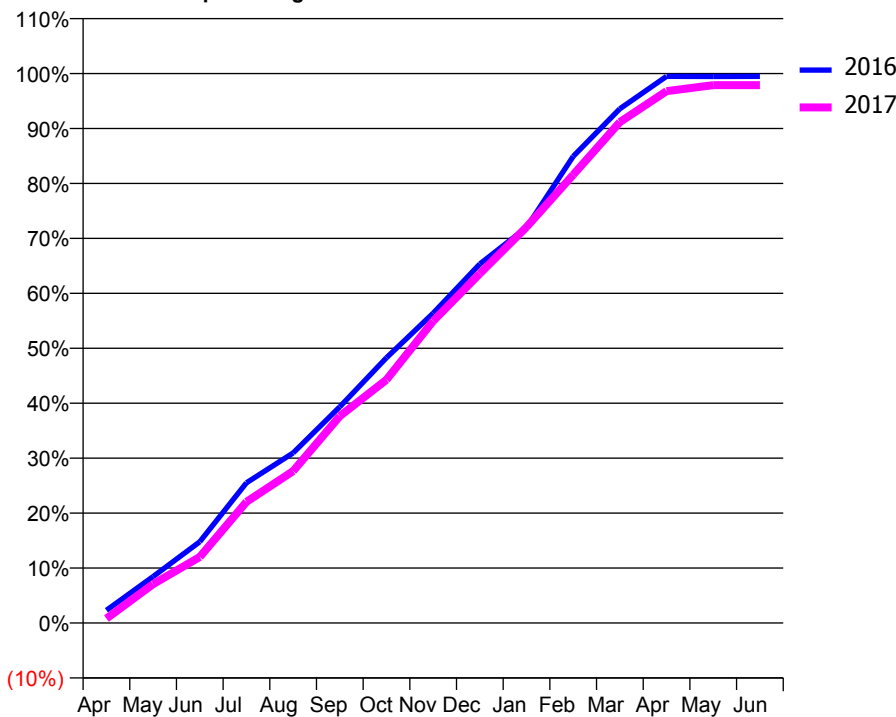
### ACCESS\*

Patients seen in 24 months	Total	Change since previous quarter
Quarter ending March 2016	3,606	
Quarter ending June 2016	3,672	→
Quarter ending September 2016	3,783	↑
Quarter ending December 2016	3,945	↑
Quarter ending March 2017	4,084	↑
<b>Variance since March 2016</b>	<b>13.3%</b>	<b>↑</b>



### ACTIVITY

Cumulative percentage of contracted UDA delivered 2016 & 2017



Adjusted Scheduled Activity (UDA)

Month	2016	2017
April	308	120
May	1,120	1,037
June	1,961	1,761
July	3,383	3,226
August	4,103	4,046
September	5,219	5,510
October	6,402	6,480
November	7,477	8,044
December	8,662	9,306
January	9,544	10,546
February	11,261	11,940
March	12,410	13,342
April	13,189	14,165
May	13,188	14,325
June	13,191	14,325

### QUALITY

	Quantity	Base Number	Contract	AT	Region	England
% of FP17s for the same patient ID Re-attending within 3 months - Children	106	1,629	6.5%	10.9%	12.0%	12.3%
% of FP17s for the same patient ID Re-attending within 3 months - Adults	727	5,367	13.5%	15.2%	16.0%	16.7%
% of FP17s for the same patient ID Re-attending between 3 & 9 months - Children	1,134	1,629	69.6%	61.3%	58.8%	57.6%
% of FP17s for the same patient ID Re-attending between 3 & 9 months - Adults	3,602	5,367	67.1%	54.8%	51.2%	50.1%
% of FP17s for Band 1 Urgent Courses	346	7,095	4.9%	7.0%	8.0%	9.1%
% of FP17s Relating to Free Repair or Replacements	116	7,095	1.6%	0.8%	0.8%	0.8%
% of FP17s Relating to Continuations	1	7,095	0.0%	1.6%	1.2%	1.2%
% of Patients satisfied with the dentistry they have received	11	11	100.0%	92.3%	92.7%	92.8%
% of Patients satisfied with the time they had to wait for an appointment	10	11	90.9%	88.0%	89.1%	88.7%

\* This is based on patients treated on this contract for their most recent course of treatment. Figures in italics indicate the base number of FP17s or Patient Questionnaire responses are less than 100. N/A is shown where the base number of responses is less than 10 during the period. % is calculated as Quantity/Base number\*100

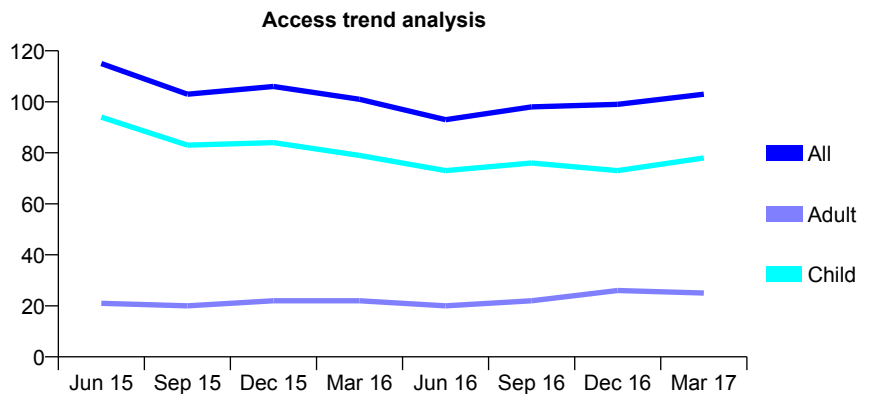
## Q55 - Vital Signs At a Glance Contract Report for 169544/0001 - Year end March 2017

Name or company name	STEEPLE GRANGE SMILES LTD.,
Contract type name	GDS Contract
Purpose of contract	General and Orthodontic
Contract start date	15/08/2008
Contract end date	

16/17 Contracted general activity (UDA)	153
Carry forward general activity (UDA)	-3
16/17 Contracted orthodontic activity (UOA)	999
Carry forward orthodontic activity (UOA)	-14
Baseline contract value	£67,325.61

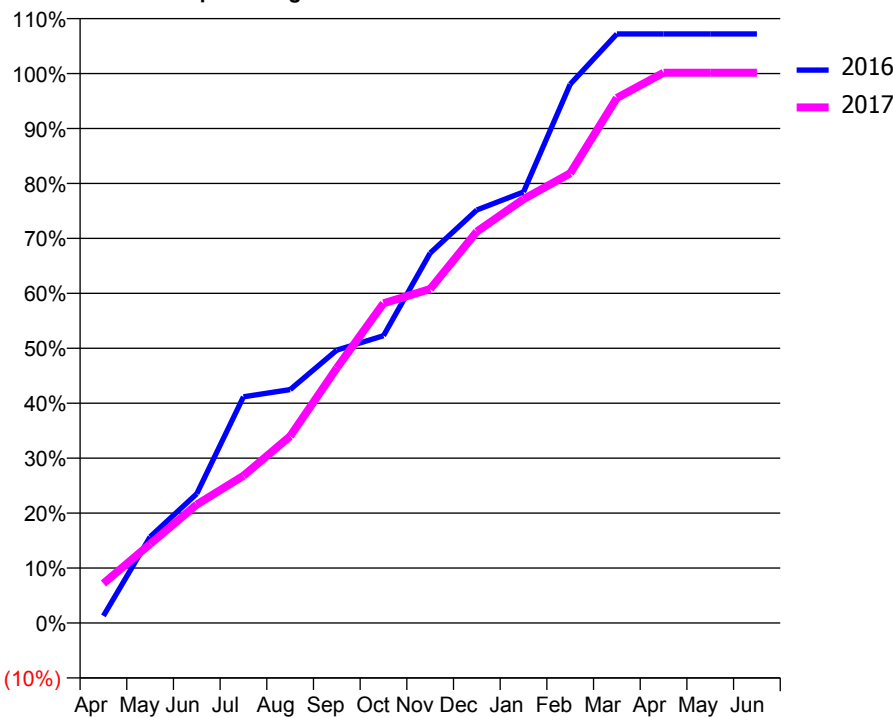
### ACCESS\*

Patients seen in 24 months	Total	Change since previous quarter
Quarter ending March 2016	101	
Quarter ending June 2016	93	↓
Quarter ending September 2016	98	↑
Quarter ending December 2016	99	→
Quarter ending March 2017	103	↑
<b>Variance since March 2016</b>	<b>2.0%</b>	<b>→</b>



### ACTIVITY

Cumulative percentage of contracted UDA delivered 2016 & 2017



Month	Adjusted Scheduled Activity (UDA)	
	2016	2017
April	2	11
May	24	22
June	36	33
July	63	41
August	65	52
September	76	71
October	80	89
November	103	93
December	115	109
January	120	118
February	150	125
March	164	146
April	164	153
May	164	153
June	164	153

### QUALITY

	Quantity	Base Number	Contract	AT	Region	England
% of FP17s for the same patient ID Re-attending within 3 months - Children	5	172	2.9%	10.9%	12.0%	12.3%
% of FP17s for the same patient ID Re-attending within 3 months - Adults	1	20	5.0%	15.2%	16.0%	16.7%
% of FP17s for the same patient ID Re-attending between 3 & 9 months - Children	69	172	40.1%	61.3%	58.8%	57.6%
% of FP17s for the same patient ID Re-attending between 3 & 9 months - Adults	6	20	30.0%	54.8%	51.2%	50.1%
% of FP17s for Band 1 Urgent Courses	1	113	0.9%	7.0%	8.0%	9.1%
% of FP17s Relating to Free Repair or Replacements	0	113	0.0%	0.8%	0.8%	0.8%
% of FP17s Relating to Continuations	0	113	0.0%	1.6%	1.2%	1.2%
% of Patients satisfied with the dentistry they have received	0	0	N/A	92.3%	92.7%	92.8%
% of Patients satisfied with the time they had to wait for an appointment	0	0	N/A	88.0%	89.1%	88.7%

\* This is based on patients treated on this contract for their most recent course of treatment. Figures in italics indicate the base number of FP17s or Patient Questionnaire responses are less than 100. N/A is shown where the base number of responses is less than 10 during the period. % is calculated as Quantity/Base number\*100

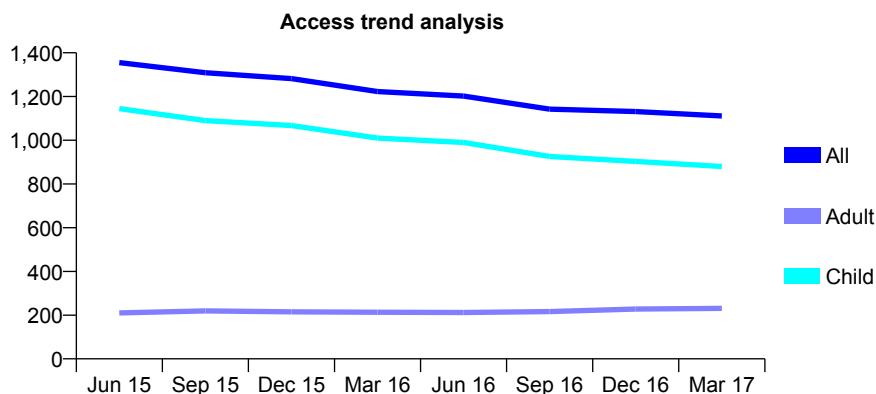
## Q55 - Vital Signs At a Glance Contract Report for 170100/0001 - Year end March 2017

Name or company name	Rooprai & Aulak
Contract type name	GDS Contract
Purpose of contract	General
Contract start date	01/04/2009
Contract end date	

16/17 Contracted general activity (UDA)	3,129
Carry forward general activity (UDA)	0
16/17 Contracted orthodontic activity (UOA)	0
Carry forward orthodontic activity (UOA)	0
Baseline contract value	£67,460.06

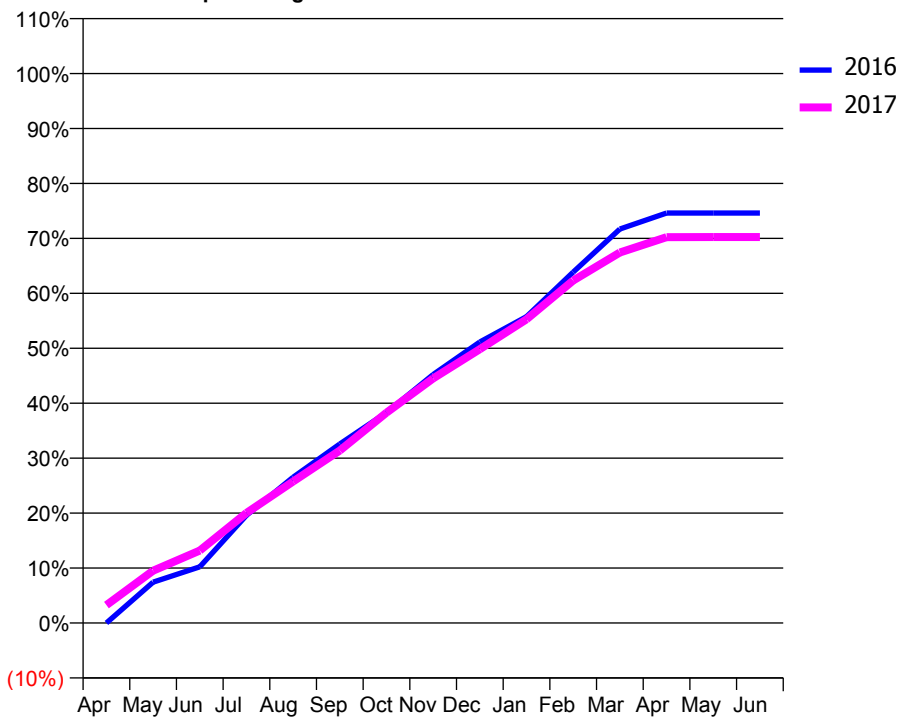
### ACCESS\*

Patients seen in 24 months	Total	Change since previous quarter
Quarter ending March 2016	1,223	
Quarter ending June 2016	1,202	↓
Quarter ending September 2016	1,142	↓
Quarter ending December 2016	1,131	→
Quarter ending March 2017	1,111	↓
<b>Variance since March 2016</b>	<b>(9.2%)</b>	<b>↓</b>



### ACTIVITY

Cumulative percentage of contracted UDA delivered 2016 & 2017



Adjusted Scheduled Activity (UDA)

Month	2016	2017
April	0	102
May	233	298
June	320	413
July	613	627
August	830	806
September	1,019	982
October	1,198	1,198
November	1,415	1,393
December	1,600	1,559
January	1,744	1,729
February	1,998	1,950
March	2,243	2,110
April	2,334	2,197
May	2,334	2,198
June	2,334	2,198

### QUALITY

	Quantity	Base Number	Contract	AT	Region	England
% of FP17s for the same patient ID Re-attending within 3 months - Children	64	1,460	4.4%	10.9%	12.0%	12.3%
% of FP17s for the same patient ID Re-attending within 3 months - Adults	10	182	5.5%	15.2%	16.0%	16.7%
% of FP17s for the same patient ID Re-attending between 3 & 9 months - Children	1,029	1,460	70.5%	61.3%	58.8%	57.6%
% of FP17s for the same patient ID Re-attending between 3 & 9 months - Adults	122	182	67.0%	54.8%	51.2%	50.1%
% of FP17s for Band 1 Urgent Courses	0	1,637	0.0%	7.0%	8.0%	9.1%
% of FP17s Relating to Free Repair or Replacements	0	1,637	0.0%	0.8%	0.8%	0.8%
% of FP17s Relating to Continuations	0	1,637	0.0%	1.6%	1.2%	1.2%
% of Patients satisfied with the dentistry they have received	0	0	N/A	92.3%	92.7%	92.8%
% of Patients satisfied with the time they had to wait for an appointment	0	0	N/A	88.0%	89.1%	88.7%

\* This is based on patients treated on this contract for their most recent course of treatment. Figures in italics indicate the base number of FP17s or Patient Questionnaire responses are less than 100. N/A is shown where the base number of responses is less than 10 during the period. % is calculated as Quantity/Base number\*100

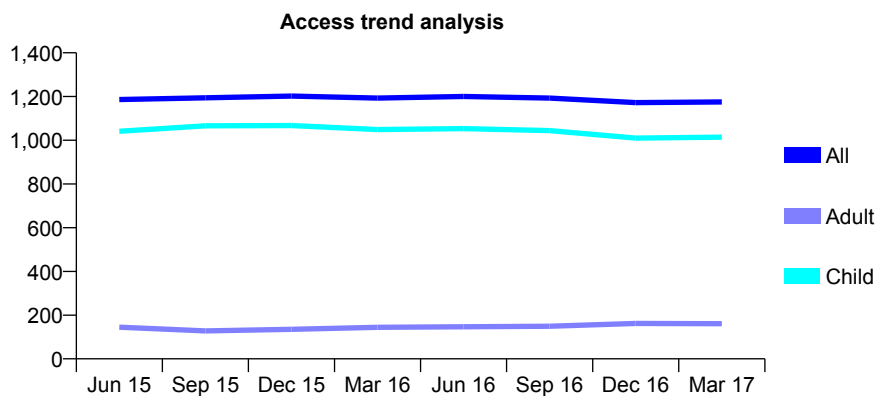
## Q55 - Vital Signs At a Glance Contract Report for 171115/0001 - Year end March 2017

Name or company name	Titchfield Park Dental Clinic Limited
Contract type name	GDS Contract
Purpose of contract	General
Contract start date	01/04/2012
Contract end date	

16/17 Contracted general activity (UDA)	2,500
Carry forward general activity (UDA)	-49
16/17 Contracted orthodontic activity (UOA)	0
Carry forward orthodontic activity (UOA)	0
Baseline contract value	£55,340.80

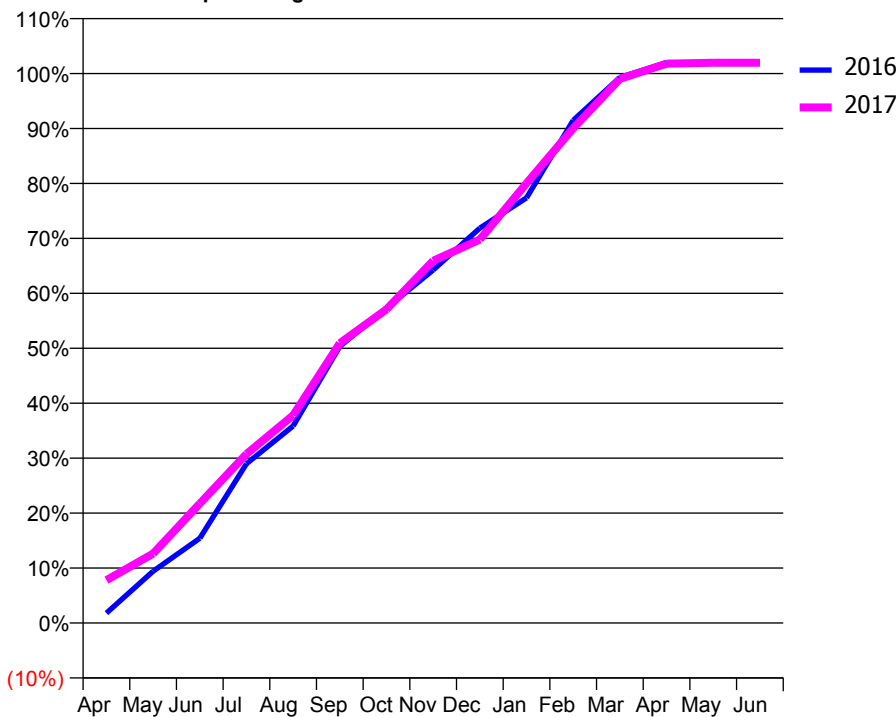
### ACCESS\*

Patients seen in 24 months	Total	Change since previous quarter
Quarter ending March 2016	1,193	
Quarter ending June 2016	1,200	→
Quarter ending September 2016	1,193	→
Quarter ending December 2016	1,172	↓
Quarter ending March 2017	1,175	→
<b>Variance since March 2016</b>	<b>(1.5%)</b>	<b>↓</b>



### ACTIVITY

Cumulative percentage of contracted UDA delivered 2016 & 2017



Month	Adjusted Scheduled Activity (UDA)	
	2016	2017
April	45	195
May	235	316
June	386	543
July	725	769
August	897	945
September	1,258	1,273
October	1,433	1,427
November	1,606	1,648
December	1,797	1,745
January	1,935	2,001
February	2,287	2,250
March	2,482	2,475
April	2,549	2,545
May	2,549	2,549
June	2,549	2,549

### QUALITY

	Quantity	Base Number	Contract	AT	Region	England
% of FP17s for the same patient ID Re-attending within 3 months - Children	98	1,794	5.5%	10.9%	12.0%	12.3%
% of FP17s for the same patient ID Re-attending within 3 months - Adults	4	79	5.1%	15.2%	16.0%	16.7%
% of FP17s for the same patient ID Re-attending between 3 & 9 months - Children	1,368	1,794	76.3%	61.3%	58.8%	57.6%
% of FP17s for the same patient ID Re-attending between 3 & 9 months - Adults	59	79	74.7%	54.8%	51.2%	50.1%
% of FP17s for Band 1 Urgent Courses	59	1,871	3.2%	7.0%	8.0%	9.1%
% of FP17s Relating to Free Repair or Replacements	0	1,871	0.0%	0.8%	0.8%	0.8%
% of FP17s Relating to Continuations	0	1,871	0.0%	1.6%	1.2%	1.2%
% of Patients satisfied with the dentistry they have received	0	0	N/A	92.3%	92.7%	92.8%
% of Patients satisfied with the time they had to wait for an appointment	0	0	N/A	88.0%	89.1%	88.7%

\* This is based on patients treated on this contract for their most recent course of treatment. Figures in italics indicate the base number of FP17s or Patient Questionnaire responses are less than 100. N/A is shown where the base number of responses is less than 10 during the period. % is calculated as Quantity/Base number\*100

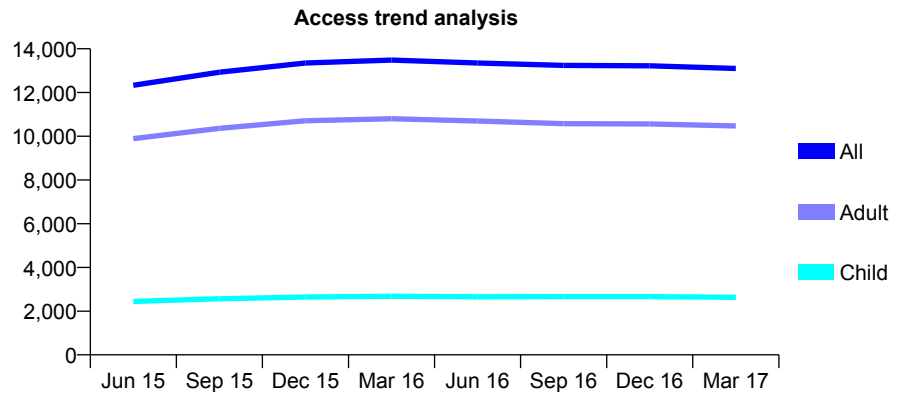
## Q55 - Vital Signs At a Glance Contract Report for 171824/0001 - Year end March 2017

Name or company name	Ripley Family Dental Centre
Contract type name	GDS Contract
Purpose of contract	General
Contract start date	01/03/2014
Contract end date	

16/17 Contracted general activity (UDA)	40,156
Carry forward general activity (UDA)	-785
16/17 Contracted orthodontic activity (UOA)	0
Carry forward orthodontic activity (UOA)	0
Baseline contract value	£831,771.21

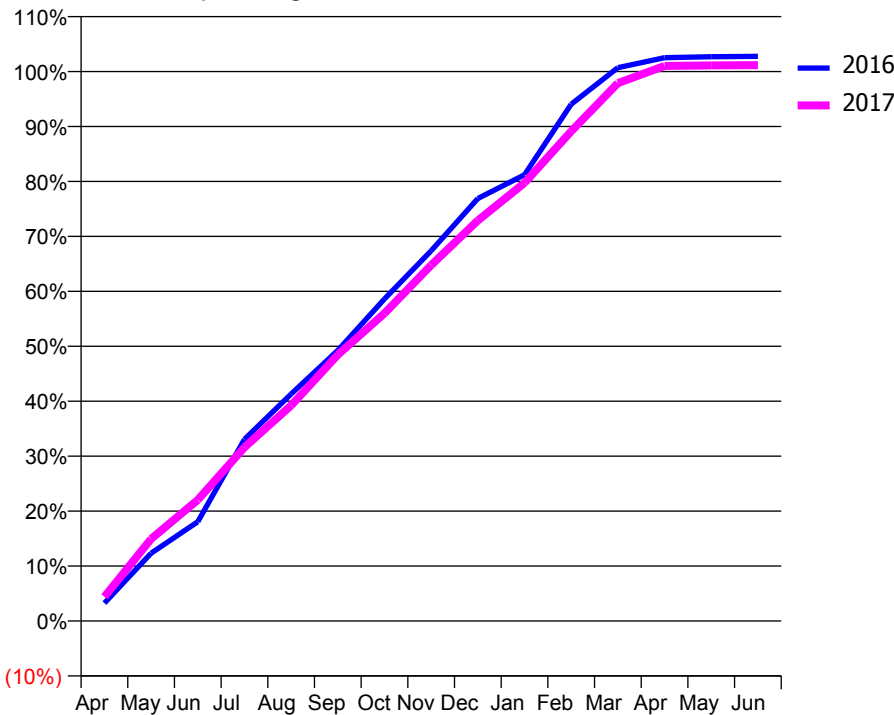
### ACCESS\*

Patients seen in 24 months	Total	Change since previous quarter
Quarter ending March 2016	13,486	
Quarter ending June 2016	13,353	→
Quarter ending September 2016	13,242	→
Quarter ending December 2016	13,225	→
Quarter ending March 2017	13,102	→
<b>Variance since March 2016</b>	<b>(2.8%)</b>	<b>↓</b>



### ACTIVITY

Cumulative percentage of contracted UDA delivered 2016 & 2017



Month	Adjusted Scheduled Activity (UDA)	
	2016	2017
April	1,278	1,772
May	4,839	6,001
June	7,089	8,848
July	12,975	12,695
August	16,215	15,749
September	19,325	19,450
October	23,001	22,487
November	26,442	26,002
December	30,175	29,272
January	31,866	32,015
February	36,907	35,791
March	39,513	39,310
April	40,226	40,563
May	40,296	40,600
June	40,322	40,618

### QUALITY

	Quantity	Base Number	Contract	AT	Region	England
% of FP17s for the same patient ID Re-attending within 3 months - Children	289	3,904	7.4%	10.9%	12.0%	12.3%
% of FP17s for the same patient ID Re-attending within 3 months - Adults	2,364	15,803	15.0%	15.2%	16.0%	16.7%
% of FP17s for the same patient ID Re-attending between 3 & 9 months - Children	2,323	3,904	59.5%	61.3%	58.8%	57.6%
% of FP17s for the same patient ID Re-attending between 3 & 9 months - Adults	9,865	15,803	62.4%	54.8%	51.2%	50.1%
% of FP17s for Band 1 Urgent Courses	1,034	19,984	5.2%	7.0%	8.0%	9.1%
% of FP17s Relating to Free Repair or Replacements	495	19,984	2.5%	0.8%	0.8%	0.8%
% of FP17s Relating to Continuations	331	19,984	1.7%	1.6%	1.2%	1.2%
% of Patients satisfied with the dentistry they have received	24	26	92.3%	92.3%	92.7%	92.8%
% of Patients satisfied with the time they had to wait for an appointment	16	26	61.5%	88.0%	89.1%	88.7%

\* This is based on patients treated on this contract for their most recent course of treatment. Figures in italics indicate the base number of FP17s or Patient Questionnaire responses are less than 100. N/A is shown where the base number of responses is less than 10 during the period. % is calculated as Quantity/Base number\*100

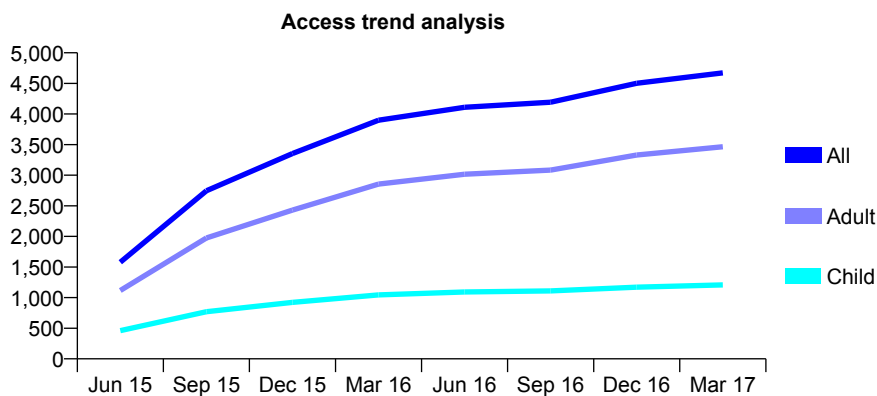
## Q55 - Vital Signs At a Glance Contract Report for 172979/0004 - Year end March 2017

Name or company name	DM and LJ Jordan Limited
Contract type name	GDS Contract
Purpose of contract	General
Contract start date	01/01/2015
Contract end date	

16/17 Contracted general activity (UDA)	13,400
Carry forward general activity (UDA)	-135
16/17 Contracted orthodontic activity (UOA)	0
Carry forward orthodontic activity (UOA)	0
Baseline contract value	£408,197.52

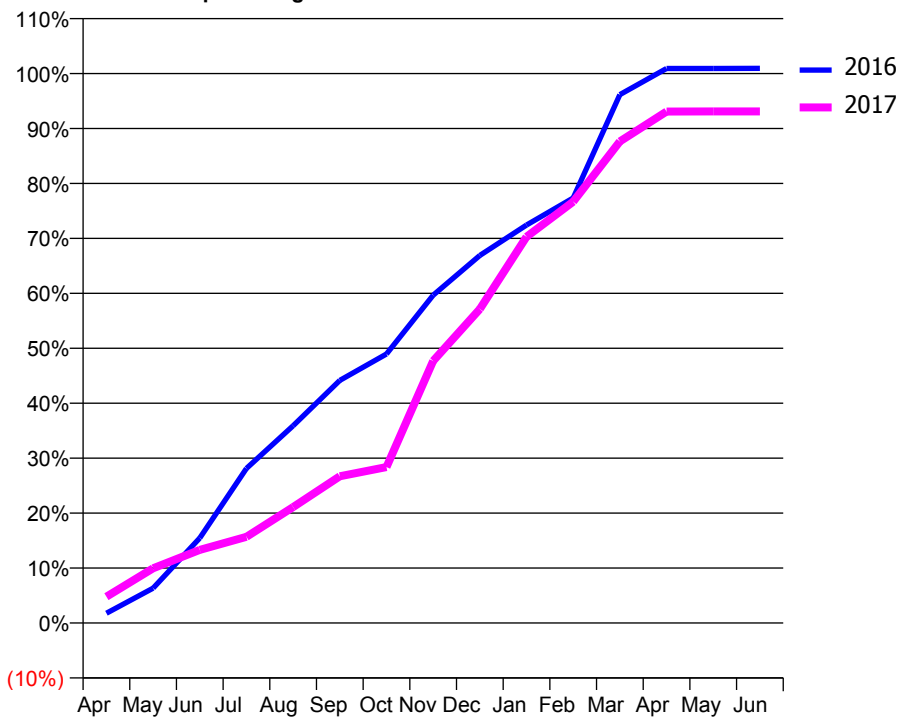
### ACCESS\*

Patients seen in 24 months	Total	Change since previous quarter
Quarter ending March 2016	3,899	
Quarter ending June 2016	4,109	↑
Quarter ending September 2016	4,192	↑
Quarter ending December 2016	4,503	↑
Quarter ending March 2017	4,672	↑
<b>Variance since March 2016</b>	<b>19.8%</b>	<b>↑</b>



### ACTIVITY

Cumulative percentage of contracted UDA delivered 2016 & 2017



Month	Adjusted Scheduled Activity (UDA)	
	2016	2017
April	240	642
May	851	1,335
June	2,073	1,785
July	3,772	2,104
August	4,811	2,826
September	5,918	3,578
October	6,561	3,804
November	7,994	6,391
December	8,965	7,657
January	9,704	9,418
February	10,364	10,275
March	12,885	11,744
April	13,523	12,473
May	13,524	12,474
June	13,527	12,474

### QUALITY

	Quantity	Base Number	Contract	AT	Region	England
% of FP17s for the same patient ID Re-attending within 3 months - Children	101	1,458	6.9%	10.9%	12.0%	12.3%
% of FP17s for the same patient ID Re-attending within 3 months - Adults	558	4,053	13.8%	15.2%	16.0%	16.7%
% of FP17s for the same patient ID Re-attending between 3 & 9 months - Children	750	1,458	51.4%	61.3%	58.8%	57.6%
% of FP17s for the same patient ID Re-attending between 3 & 9 months - Adults	1,952	4,053	48.2%	54.8%	51.2%	50.1%
% of FP17s for Band 1 Urgent Courses	283	5,462	5.2%	7.0%	8.0%	9.1%
% of FP17s Relating to Free Repair or Replacements	32	5,462	0.6%	0.8%	0.8%	0.8%
% of FP17s Relating to Continuations	95	5,462	1.7%	1.6%	1.2%	1.2%
% of Patients satisfied with the dentistry they have received	12	12	100.0%	92.3%	92.7%	92.8%
% of Patients satisfied with the time they had to wait for an appointment	10	12	83.3%	88.0%	89.1%	88.7%

\* This is based on patients treated on this contract for their most recent course of treatment. Figures in italics indicate the base number of FP17s or Patient Questionnaire responses are less than 100. N/A is shown where the base number of responses is less than 10 during the period. % is calculated as Quantity/Base number\*100



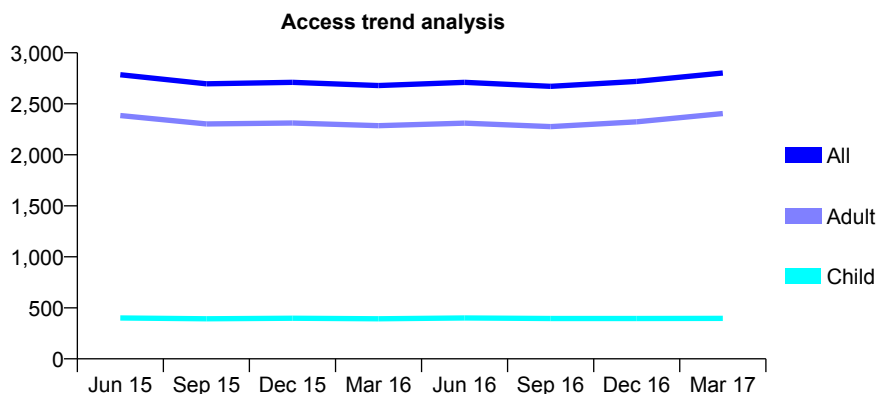
## Q55 - Vital Signs At a Glance Contract Report for 173002/0001 - Year end March 2017

Name or company name	City Dental Practice
Contract type name	GDS Contract
Purpose of contract	General
Contract start date	01/10/2011
Contract end date	

16/17 Contracted general activity (UDA)	9,286
Carry forward general activity (UDA)	296
16/17 Contracted orthodontic activity (UOA)	0
Carry forward orthodontic activity (UOA)	0
Baseline contract value	£215,561.67

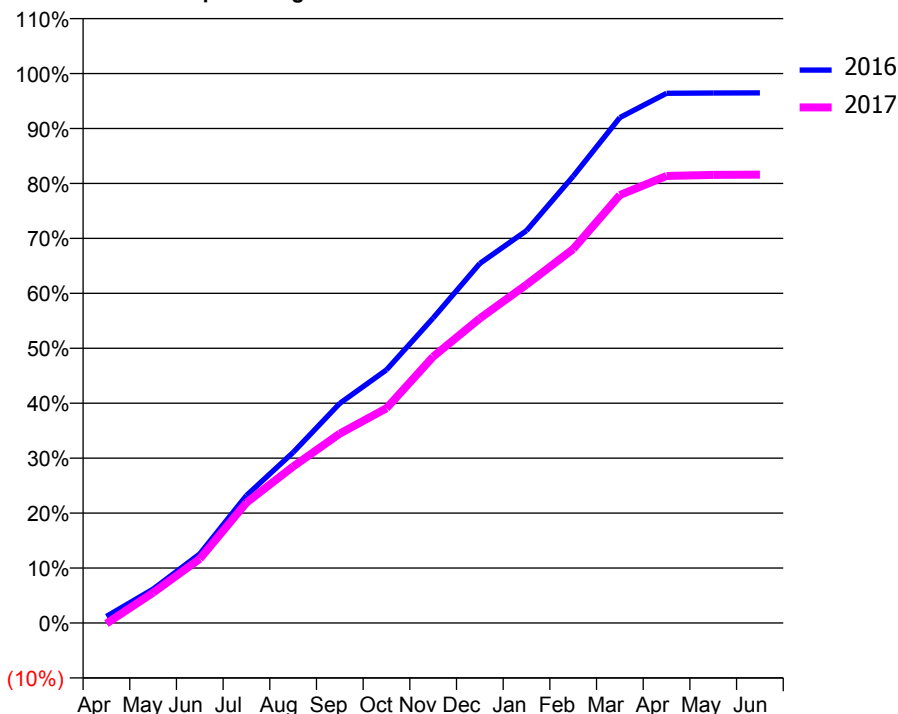
### ACCESS\*

Patients seen in 24 months	Total	Change since previous quarter
Quarter ending March 2016	2,679	
Quarter ending June 2016	2,710	→
Quarter ending September 2016	2,671	↓
Quarter ending December 2016	2,719	→
Quarter ending March 2017	2,802	↑
<b>Variance since March 2016</b>	<b>4.6%</b>	<b>↑</b>



### ACTIVITY

Cumulative percentage of contracted UDA delivered 2016 & 2017



Month	Adjusted Scheduled Activity (UDA)	
	2016	2017
April	100	-11
May	519	513
June	1,057	1,085
July	1,949	2,034
August	2,608	2,644
September	3,358	3,200
October	3,871	3,629
November	4,663	4,501
December	5,497	5,147
January	5,998	5,718
February	6,829	6,319
March	7,727	7,232
April	8,097	7,554
May	8,101	7,573
June	8,104	7,577

### QUALITY

	Quantity	Base Number	Contract	AT	Region	England
% of FP17s for the same patient ID Re-attending within 3 months - Children	42	571	7.4%	10.9%	12.0%	12.3%
% of FP17s for the same patient ID Re-attending within 3 months - Adults	599	3,308	18.1%	15.2%	16.0%	16.7%
% of FP17s for the same patient ID Re-attending between 3 & 9 months - Children	313	571	54.8%	61.3%	58.8%	57.6%
% of FP17s for the same patient ID Re-attending between 3 & 9 months - Adults	1,512	3,308	45.7%	54.8%	51.2%	50.1%
% of FP17s for Band 1 Urgent Courses	346	3,869	8.9%	7.0%	8.0%	9.1%
% of FP17s Relating to Free Repair or Replacements	16	3,869	0.4%	0.8%	0.8%	0.8%
% of FP17s Relating to Continuations	64	3,869	1.7%	1.6%	1.2%	1.2%
% of Patients satisfied with the dentistry they have received	3	3	N/A	92.3%	92.7%	92.8%
% of Patients satisfied with the time they had to wait for an appointment	3	3	N/A	88.0%	89.1%	88.7%

\* This is based on patients treated on this contract for their most recent course of treatment. Figures in italics indicate the base number of FP17s or Patient Questionnaire responses are less than 100. N/A is shown where the base number of responses is less than 10 during the period. % is calculated as Quantity/Base number\*100

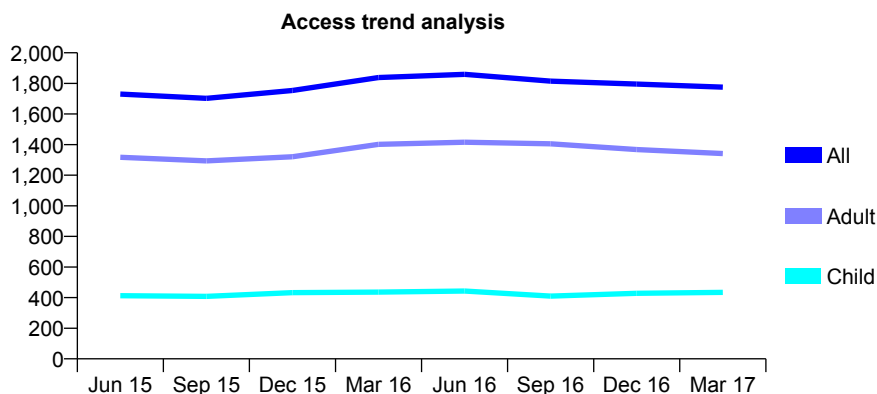
## Q55 - Vital Signs At a Glance Contract Report for 173630/0001 - Year end March 2017

Name or company name	Wollaton Dental Practice
Contract type name	GDS Contract
Purpose of contract	General
Contract start date	07/09/2010
Contract end date	

16/17 Contracted general activity (UDA)	5,531
Carry forward general activity (UDA)	-31
16/17 Contracted orthodontic activity (UOA)	0
Carry forward orthodontic activity (UOA)	0
Baseline contract value	£124,504.30

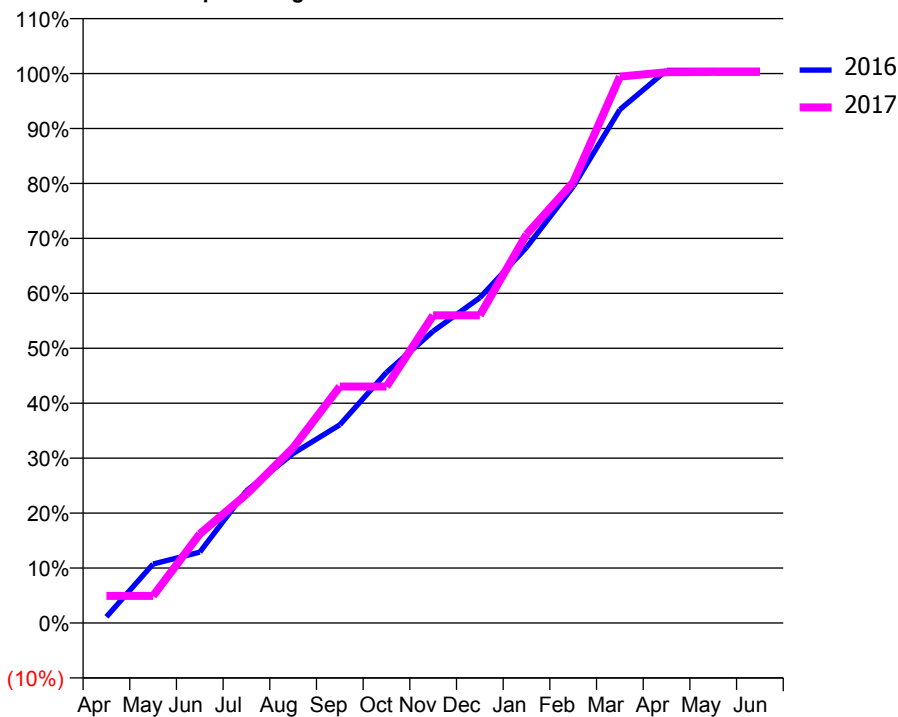
### ACCESS\*

Patients seen in 24 months	Total	Change since previous quarter
Quarter ending March 2016	1,838	
Quarter ending June 2016	1,859	→
Quarter ending September 2016	1,815	↓
Quarter ending December 2016	1,796	↓
Quarter ending March 2017	1,776	↓
<b>Variance since March 2016</b>	<b>(3.4%)</b>	<b>↓</b>



### ACTIVITY

Cumulative percentage of contracted UDA delivered 2016 & 2017



Adjusted Scheduled Activity (UDA)

Month	2016	2017
April	62	273
May	594	273
June	714	897
July	1,331	1,296
August	1,707	1,764
September	1,995	2,380
October	2,523	2,380
November	2,937	3,097
December	3,275	3,097
January	3,781	3,911
February	4,392	4,436
March	5,169	5,499
April	5,562	5,543
May	5,562	5,547
June	5,562	5,547

### QUALITY

	Quantity	Base Number	Contract	AT	Region	England
% of FP17s for the same patient ID Re-attending within 3 months - Children	93	784	11.9%	10.9%	12.0%	12.3%
% of FP17s for the same patient ID Re-attending within 3 months - Adults	508	2,060	24.7%	15.2%	16.0%	16.7%
% of FP17s for the same patient ID Re-attending between 3 & 9 months - Children	494	784	63.0%	61.3%	58.8%	57.6%
% of FP17s for the same patient ID Re-attending between 3 & 9 months - Adults	983	2,060	47.7%	54.8%	51.2%	50.1%
% of FP17s for Band 1 Urgent Courses	300	2,659	11.3%	7.0%	8.0%	9.1%
% of FP17s Relating to Free Repair or Replacements	11	2,659	0.4%	0.8%	0.8%	0.8%
% of FP17s Relating to Continuations	34	2,659	1.3%	1.6%	1.2%	1.2%
% of Patients satisfied with the dentistry they have received	3	3	N/A	92.3%	92.7%	92.8%
% of Patients satisfied with the time they had to wait for an appointment	3	3	N/A	88.0%	89.1%	88.7%

\* This is based on patients treated on this contract for their most recent course of treatment. Figures in italics indicate the base number of FP17s or Patient Questionnaire responses are less than 100. N/A is shown where the base number of responses is less than 10 during the period. % is calculated as Quantity/Base number\*100

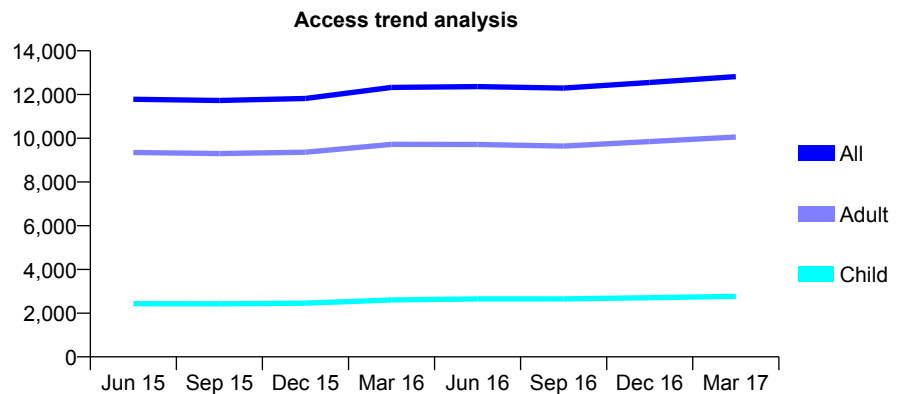
## Q55 - Vital Signs At a Glance Contract Report for 174742/0001 - Year end March 2017

Name or company name	Portland Road Family Dental Centre
Contract type name	GDS Contract
Purpose of contract	General
Contract start date	01/01/2009
Contract end date	

16/17 Contracted general activity (UDA)	38,609
Carry forward general activity (UDA)	1,066
16/17 Contracted orthodontic activity (UOA)	0
Carry forward orthodontic activity (UOA)	0
Baseline contract value	£898,570.47

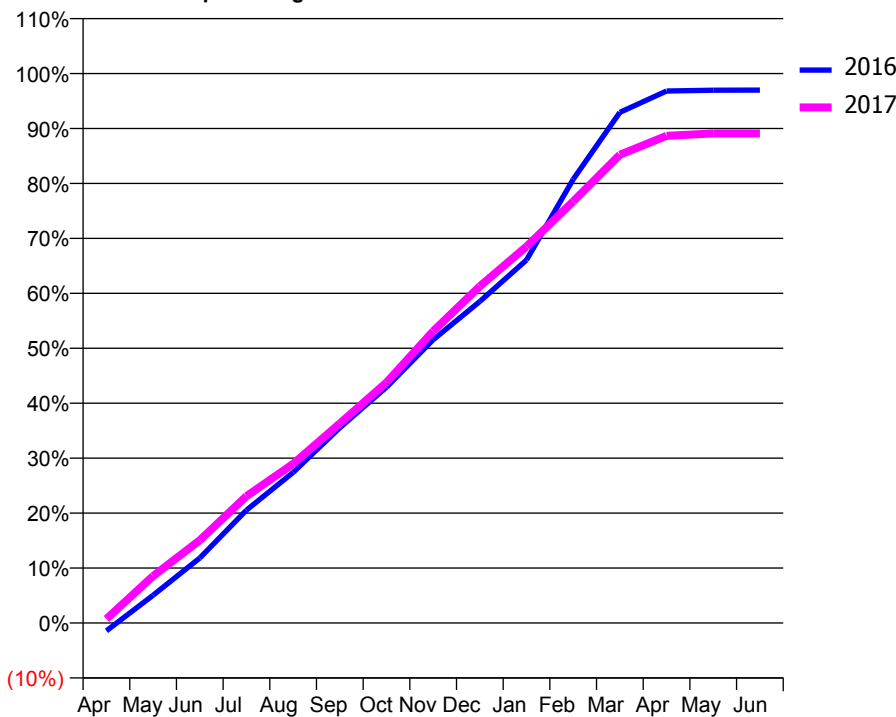
### ACCESS\*

Patients seen in 24 months	Total	Change since previous quarter
Quarter ending March 2016	12,326	
Quarter ending June 2016	12,364	→
Quarter ending September 2016	12,295	→
Quarter ending December 2016	12,551	↑
Quarter ending March 2017	12,822	↑
<b>Variance since March 2016</b>	<b>4.0%</b>	<b>↑</b>



### ACTIVITY

Cumulative percentage of contracted UDA delivered 2016 & 2017



Month	Adjusted Scheduled Activity (UDA)	
	2016	2017
April	-507	290
May	1,788	3,299
June	4,180	5,817
July	7,255	8,912
August	9,681	11,179
September	12,550	14,024
October	15,152	16,902
November	18,207	20,503
December	20,663	23,658
January	23,327	26,457
February	28,512	29,622
March	32,821	32,900
April	34,188	34,227
May	34,240	34,403
June	34,248	34,403

### QUALITY

	Quantity	Base Number	Contract	AT	Region	England
% of FP17s for the same patient ID Re-attending within 3 months - Children	157	3,910	4.0%	10.9%	12.0%	12.3%
% of FP17s for the same patient ID Re-attending within 3 months - Adults	1,384	13,843	10.0%	15.2%	16.0%	16.7%
% of FP17s for the same patient ID Re-attending between 3 & 9 months - Children	2,282	3,910	58.4%	61.3%	58.8%	57.6%
% of FP17s for the same patient ID Re-attending between 3 & 9 months - Adults	7,667	13,843	55.4%	54.8%	51.2%	50.1%
% of FP17s for Band 1 Urgent Courses	341	17,841	1.9%	7.0%	8.0%	9.1%
% of FP17s Relating to Free Repair or Replacements	65	17,841	0.4%	0.8%	0.8%	0.8%
% of FP17s Relating to Continuations	436	17,841	2.4%	1.6%	1.2%	1.2%
% of Patients satisfied with the dentistry they have received	22	23	95.7%	92.3%	92.7%	92.8%
% of Patients satisfied with the time they had to wait for an appointment	21	23	91.3%	88.0%	89.1%	88.7%

\* This is based on patients treated on this contract for their most recent course of treatment. Figures in italics indicate the base number of FP17s or Patient Questionnaire responses are less than 100. N/A is shown where the base number of responses is less than 10 during the period. % is calculated as Quantity/Base number\*100

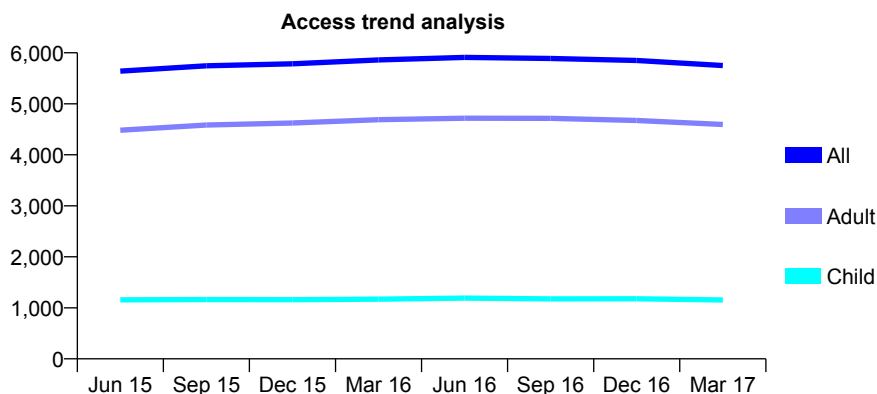
## Q55 - Vital Signs At a Glance Contract Report for 176761/0001 - Year end March 2017

Name or company name	The Smile Centre
Contract type name	Pilot Contract
Purpose of contract	General
Contract start date	01/04/2006
Contract end date	

16/17 Contracted general activity (UDA)	17,829
Carry forward general activity (UDA)	0
16/17 Contracted orthodontic activity (UOA)	0
Carry forward orthodontic activity (UOA)	0
Baseline contract value	£519,787.91

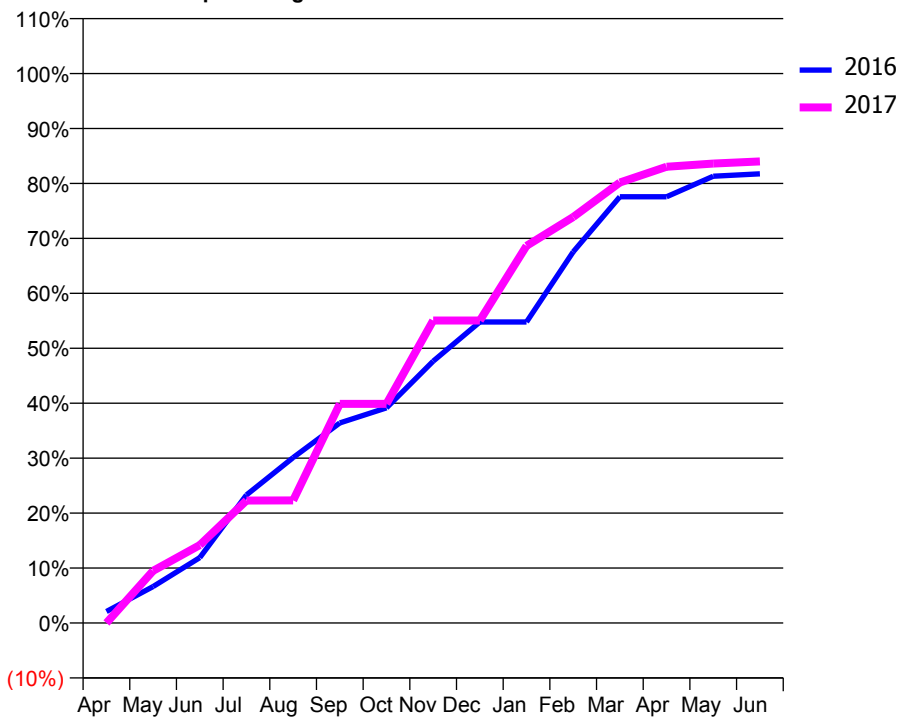
### ACCESS\*

Patients seen in 24 months	Total	Change since previous quarter
Quarter ending March 2016	5,859	
Quarter ending June 2016	5,910	→
Quarter ending September 2016	5,889	→
Quarter ending December 2016	5,850	→
Quarter ending March 2017	5,750	↓
<b>Variance since March 2016</b>	<b>(1.9%)</b>	<b>↓</b>



### ACTIVITY

Cumulative percentage of contracted UDA delivered 2016 & 2017



Month	Adjusted Scheduled Activity (UDA)	
	2016	2017
April	374	0
May	1,185	1,695
June	2,120	2,528
July	4,157	3,975
August	5,366	3,978
September	6,493	7,109
October	6,982	7,109
November	8,495	9,815
December	9,768	9,815
January	9,768	12,236
February	12,044	13,171
March	13,832	14,294
April	13,832	14,801
May	14,498	14,909
June	14,576	14,975

### QUALITY

	Quantity	Base Number	Contract	AT	Region	England
% of FP17s for the same patient ID Re-attending within 3 months - Children	130	1,365	9.5%	10.9%	12.0%	12.3%
% of FP17s for the same patient ID Re-attending within 3 months - Adults	882	5,039	17.5%	15.2%	16.0%	16.7%
% of FP17s for the same patient ID Re-attending between 3 & 9 months - Children	460	1,365	33.7%	61.3%	58.8%	57.6%
% of FP17s for the same patient ID Re-attending between 3 & 9 months - Adults	1,511	5,039	30.0%	54.8%	51.2%	50.1%
% of FP17s for Band 1 Urgent Courses	393	6,341	6.2%	7.0%	8.0%	9.1%
% of FP17s Relating to Free Repair or Replacements	3	6,341	0.0%	0.8%	0.8%	0.8%
% of FP17s Relating to Continuations	280	6,341	4.4%	1.6%	1.2%	1.2%
% of Patients satisfied with the dentistry they have received	4	4	N/A	92.3%	92.7%	92.8%
% of Patients satisfied with the time they had to wait for an appointment	3	4	N/A	88.0%	89.1%	88.7%

\* This is based on patients treated on this contract for their most recent course of treatment. Figures in italics indicate the base number of FP17s or Patient Questionnaire responses are less than 100. N/A is shown where the base number of responses is less than 10 during the period. % is calculated as Quantity/Base number\*100

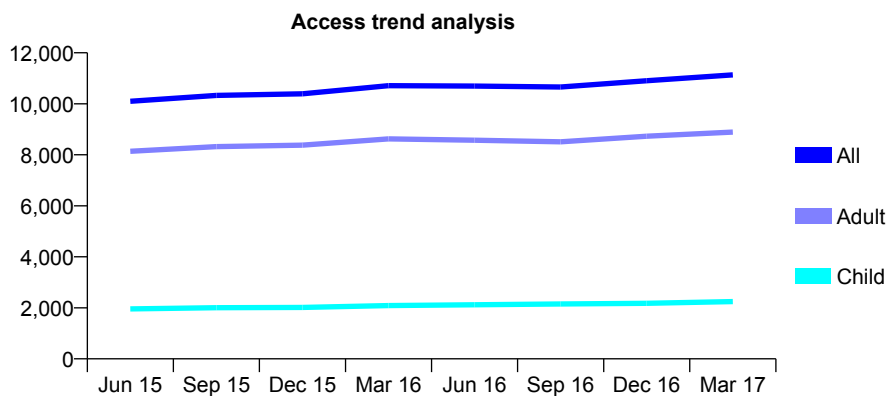
## Q55 - Vital Signs At a Glance Contract Report for 177245/0001 - Year end March 2017

Name or company name	Eastwood Dental Limited
Contract type name	GDS Contract
Purpose of contract	General
Contract start date	01/10/2011
Contract end date	

16/17 Contracted general activity (UDA)	35,814
Carry forward general activity (UDA)	0
16/17 Contracted orthodontic activity (UOA)	0
Carry forward orthodontic activity (UOA)	0
Baseline contract value	£951,800.38

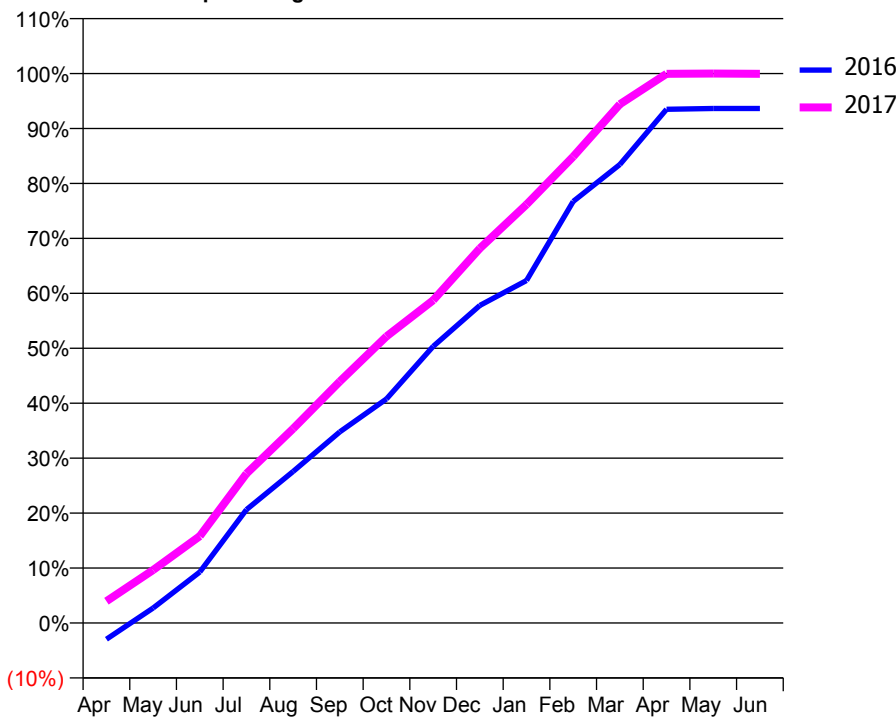
### ACCESS\*

Patients seen in 24 months	Total	Change since previous quarter
Quarter ending March 2016	10,711	
Quarter ending June 2016	10,695	→
Quarter ending September 2016	10,658	→
Quarter ending December 2016	10,906	↑
Quarter ending March 2017	11,136	↑
<b>Variance since March 2016</b>	<b>4.0%</b>	<b>↑</b>



### ACTIVITY

Cumulative percentage of contracted UDA delivered 2016 & 2017



### QUALITY

	Quantity	Base Number	Contract	AT	Region	England
% of FP17s for the same patient ID Re-attending within 3 months - Children	310	4,022	7.7%	10.9%	12.0%	12.3%
% of FP17s for the same patient ID Re-attending within 3 months - Adults	2,316	15,616	14.8%	15.2%	16.0%	16.7%
% of FP17s for the same patient ID Re-attending between 3 & 9 months - Children	2,693	4,022	67.0%	61.3%	58.8%	57.6%
% of FP17s for the same patient ID Re-attending between 3 & 9 months - Adults	10,088	15,616	64.6%	54.8%	51.2%	50.1%
% of FP17s for Band 1 Urgent Courses	736	18,944	3.9%	7.0%	8.0%	9.1%
% of FP17s Relating to Free Repair or Replacements	311	18,944	1.6%	0.8%	0.8%	0.8%
% of FP17s Relating to Continuations	554	18,944	2.9%	1.6%	1.2%	1.2%
% of Patients satisfied with the dentistry they have received	28	31	90.3%	92.3%	92.7%	92.8%
% of Patients satisfied with the time they had to wait for an appointment	29	31	93.5%	88.0%	89.1%	88.7%

\* This is based on patients treated on this contract for their most recent course of treatment. Figures in italics indicate the base number of FP17s or Patient Questionnaire responses are less than 100. N/A is shown where the base number of responses is less than 10 during the period. % is calculated as Quantity/Base number\*100

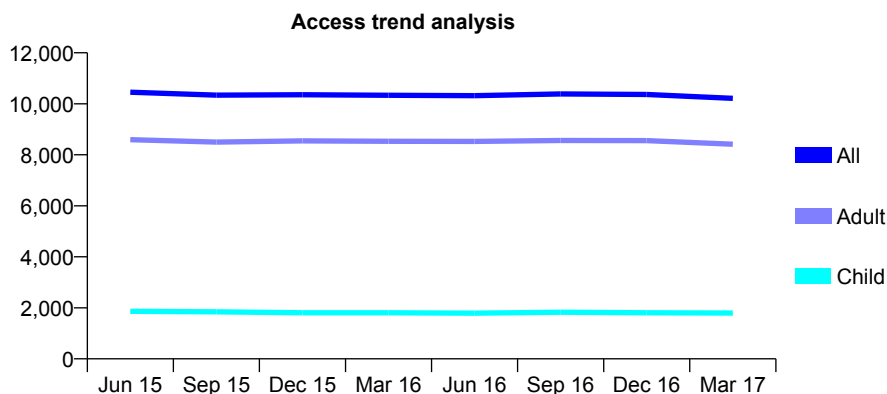
## Q55 - Vital Signs At a Glance Contract Report for 178470/0001 - Year end March 2017

Name or company name	Disa Dental Limited
Contract type name	GDS Contract
Purpose of contract	General
Contract start date	01/10/2007
Contract end date	

16/17 Contracted general activity (UDA)	27,203
Carry forward general activity (UDA)	-544
16/17 Contracted orthodontic activity (UOA)	0
Carry forward orthodontic activity (UOA)	0
Baseline contract value	£759,252.08

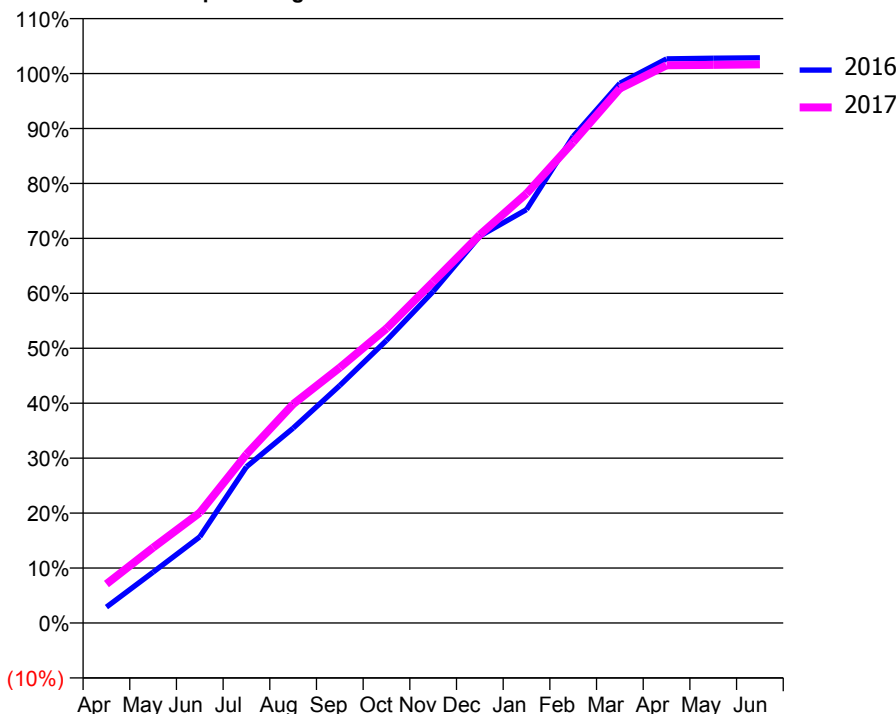
### ACCESS\*

Patients seen in 24 months	Total	Change since previous quarter
Quarter ending March 2016	10,335	
Quarter ending June 2016	10,317	→
Quarter ending September 2016	10,386	→
Quarter ending December 2016	10,364	→
Quarter ending March 2017	10,212	↓
<b>Variance since March 2016</b>	<b>(1.2%)</b>	<b>↓</b>



### ACTIVITY

Cumulative percentage of contracted UDA delivered 2016 & 2017



Month	Adjusted Scheduled Activity (UDA)	
	2016	2017
April	786	1,929
May	2,518	3,735
June	4,265	5,461
July	7,732	8,356
August	9,651	10,839
September	11,760	12,646
October	13,989	14,578
November	16,412	16,891
December	19,154	19,222
January	20,470	21,258
February	24,090	23,806
March	26,721	26,464
April	27,925	27,612
May	27,959	27,632
June	27,979	27,654

### QUALITY

	Quantity	Base Number	Contract	AT	Region	England
% of FP17s for the same patient ID Re-attending within 3 months - Children	128	2,389	5.4%	10.9%	12.0%	12.3%
% of FP17s for the same patient ID Re-attending within 3 months - Adults	1,266	10,667	11.9%	15.2%	16.0%	16.7%
% of FP17s for the same patient ID Re-attending between 3 & 9 months - Children	1,105	2,389	46.3%	61.3%	58.8%	57.6%
% of FP17s for the same patient ID Re-attending between 3 & 9 months - Adults	5,312	10,667	49.8%	54.8%	51.2%	50.1%
% of FP17s for Band 1 Urgent Courses	822	12,922	6.4%	7.0%	8.0%	9.1%
% of FP17s Relating to Free Repair or Replacements	116	12,922	0.9%	0.8%	0.8%	0.8%
% of FP17s Relating to Continuations	258	12,922	2.0%	1.6%	1.2%	1.2%
% of Patients satisfied with the dentistry they have received	18	19	94.7%	92.3%	92.7%	92.8%
% of Patients satisfied with the time they had to wait for an appointment	16	19	84.2%	88.0%	89.1%	88.7%

\* This is based on patients treated on this contract for their most recent course of treatment. Figures in italics indicate the base number of FP17s or Patient Questionnaire responses are less than 100. N/A is shown where the base number of responses is less than 10 during the period. % is calculated as Quantity/Base number\*100

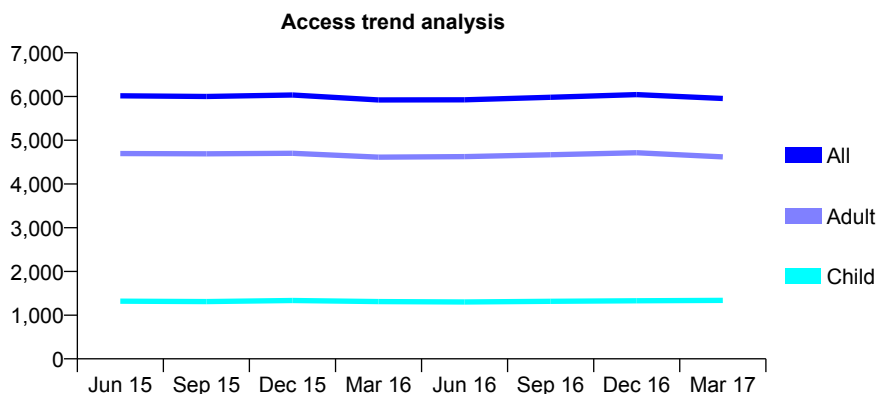
## Q55 - Vital Signs At a Glance Contract Report for 178470/0002 - Year end March 2017

Name or company name	Disa Dental Limited
Contract type name	GDS Contract
Purpose of contract	General
Contract start date	01/10/2007
Contract end date	

16/17 Contracted general activity (UDA)	16,815
Carry forward general activity (UDA)	233
16/17 Contracted orthodontic activity (UOA)	0
Carry forward orthodontic activity (UOA)	0
Baseline contract value	£517,270.96

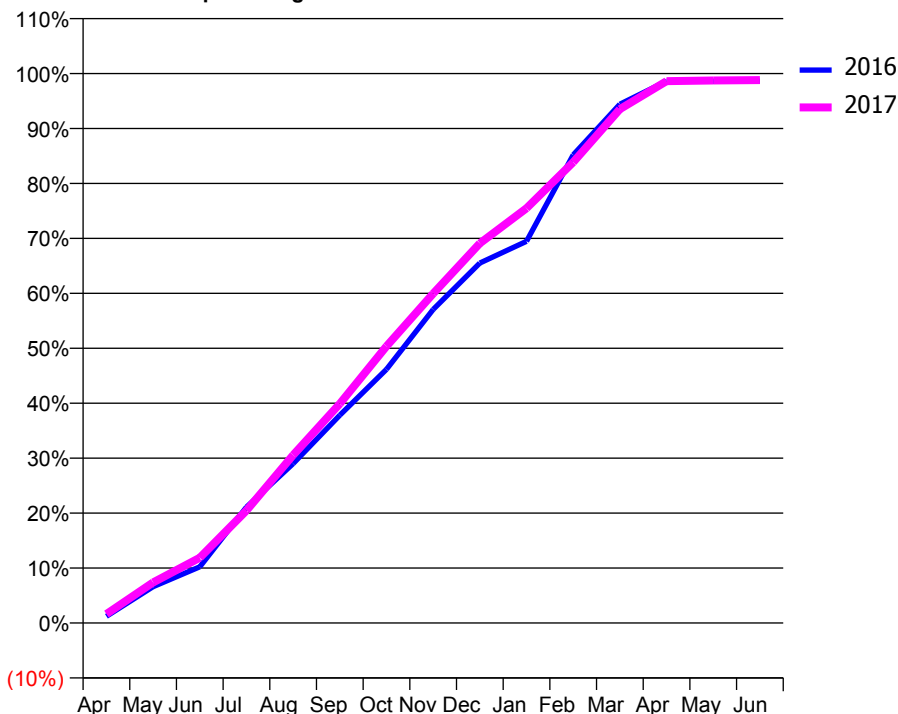
### ACCESS\*

Patients seen in 24 months	Total	Change since previous quarter
Quarter ending March 2016	5,922	
Quarter ending June 2016	5,926	→
Quarter ending September 2016	5,984	→
Quarter ending December 2016	6,043	→
Quarter ending March 2017	5,956	↓
<b>Variance since March 2016</b>	<b>0.6%</b>	<b>→</b>



### ACTIVITY

Cumulative percentage of contracted UDA delivered 2016 & 2017



Month	Adjusted Scheduled Activity (UDA)	
	2016	2017
April	204	276
May	1,113	1,243
June	1,721	1,999
July	3,548	3,444
August	4,877	5,140
September	6,360	6,710
October	7,763	8,468
November	9,594	10,080
December	11,014	11,619
January	11,679	12,694
February	14,326	14,100
March	15,877	15,723
April	16,579	16,580
May	16,576	16,602
June	16,582	16,615

### QUALITY

	Quantity	Base Number	Contract	AT	Region	England
% of FP17s for the same patient ID Re-attending within 3 months - Children	157	1,795	8.7%	10.9%	12.0%	12.3%
% of FP17s for the same patient ID Re-attending within 3 months - Adults	1,039	6,250	16.6%	15.2%	16.0%	16.7%
% of FP17s for the same patient ID Re-attending between 3 & 9 months - Children	878	1,795	48.9%	61.3%	58.8%	57.6%
% of FP17s for the same patient ID Re-attending between 3 & 9 months - Adults	3,132	6,250	50.1%	54.8%	51.2%	50.1%
% of FP17s for Band 1 Urgent Courses	887	7,750	11.4%	7.0%	8.0%	9.1%
% of FP17s Relating to Free Repair or Replacements	44	7,750	0.6%	0.8%	0.8%	0.8%
% of FP17s Relating to Continuations	183	7,750	2.4%	1.6%	1.2%	1.2%
% of Patients satisfied with the dentistry they have received	8	11	72.7%	92.3%	92.7%	92.8%
% of Patients satisfied with the time they had to wait for an appointment	9	11	81.8%	88.0%	89.1%	88.7%

\* This is based on patients treated on this contract for their most recent course of treatment. Figures in italics indicate the base number of FP17s or Patient Questionnaire responses are less than 100. N/A is shown where the base number of responses is less than 10 during the period. % is calculated as Quantity/Base number\*100



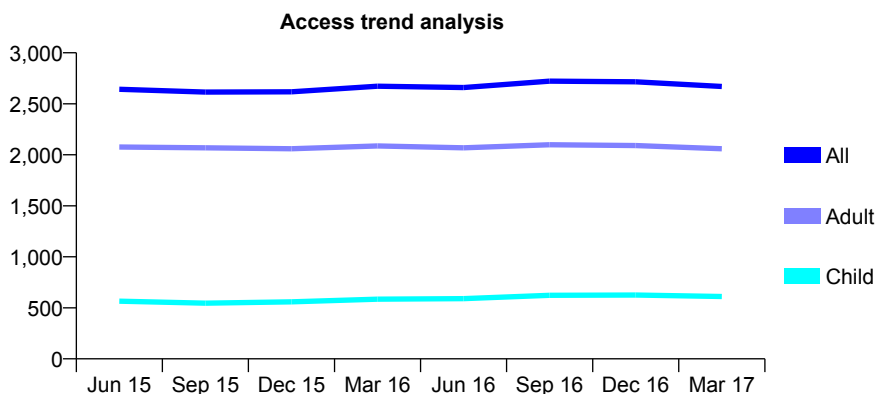
## Q55 - Vital Signs At a Glance Contract Report for 178470/0003 - Year end March 2017

Name or company name	Disa Dental Limited
Contract type name	GDS Contract
Purpose of contract	General
Contract start date	01/10/2007
Contract end date	

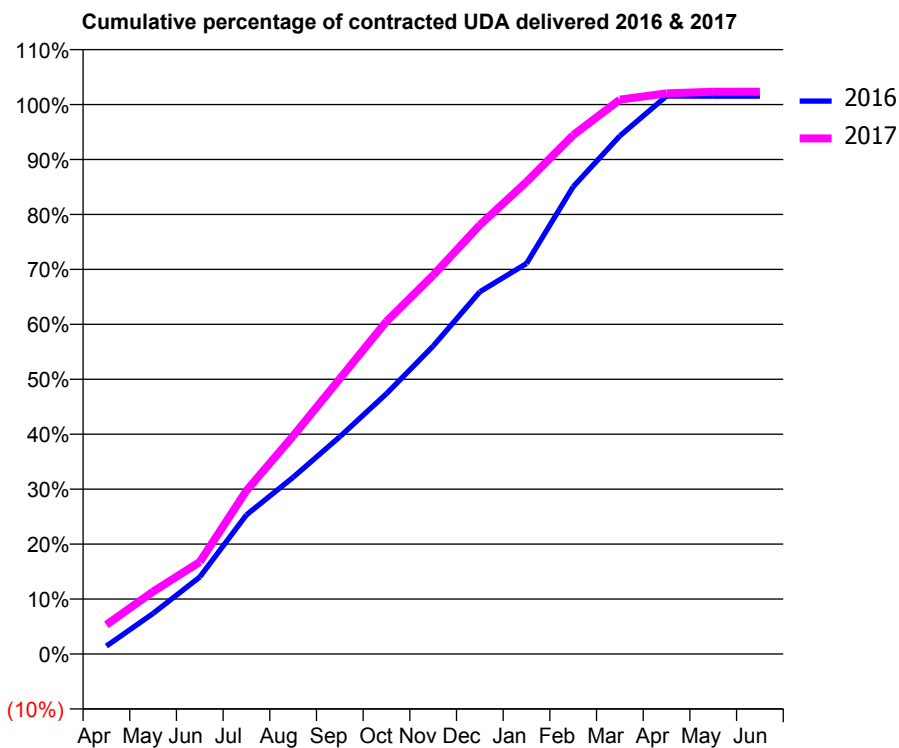
16/17 Contracted general activity (UDA)	8,140
Carry forward general activity (UDA)	-125
16/17 Contracted orthodontic activity (UOA)	0
Carry forward orthodontic activity (UOA)	0
Baseline contract value	£207,546.17

### ACCESS\*

Patients seen in 24 months	Total	Change since previous quarter
Quarter ending March 2016	2,672	
Quarter ending June 2016	2,659	→
Quarter ending September 2016	2,722	↑
Quarter ending December 2016	2,716	→
Quarter ending March 2017	2,670	↓
<b>Variance since March 2016</b>	<b>(0.1%)</b>	→



### ACTIVITY



Month	Adjusted Scheduled Activity (UDA)	
	2016	2017
April	118	434
May	602	926
June	1,142	1,363
July	2,062	2,420
August	2,618	3,230
September	3,219	4,078
October	3,856	4,928
November	4,562	5,610
December	5,365	6,355
January	5,784	6,994
February	6,922	7,688
March	7,676	8,213
April	8,266	8,305
May	8,264	8,328
June	8,265	8,329

### QUALITY

	Quantity	Base Number	Contract	AT	Region	England
% of FP17s for the same patient ID Re-attending within 3 months - Children	50	787	6.4%	10.9%	12.0%	12.3%
% of FP17s for the same patient ID Re-attending within 3 months - Adults	468	2,888	16.2%	15.2%	16.0%	16.7%
% of FP17s for the same patient ID Re-attending between 3 & 9 months - Children	433	787	55.0%	61.3%	58.8%	57.6%
% of FP17s for the same patient ID Re-attending between 3 & 9 months - Adults	1,463	2,888	50.7%	54.8%	51.2%	50.1%
% of FP17s for Band 1 Urgent Courses	320	3,520	9.1%	7.0%	8.0%	9.1%
% of FP17s Relating to Free Repair or Replacements	38	3,520	1.1%	0.8%	0.8%	0.8%
% of FP17s Relating to Continuations	79	3,520	2.2%	1.6%	1.2%	1.2%
% of Patients satisfied with the dentistry they have received	3	4	N/A	92.3%	92.7%	92.8%
% of Patients satisfied with the time they had to wait for an appointment	3	4	N/A	88.0%	89.1%	88.7%

\* This is based on patients treated on this contract for their most recent course of treatment. Figures in italics indicate the base number of FP17s or Patient Questionnaire responses are less than 100. N/A is shown where the base number of responses is less than 10 during the period. % is calculated as Quantity/Base number\*100

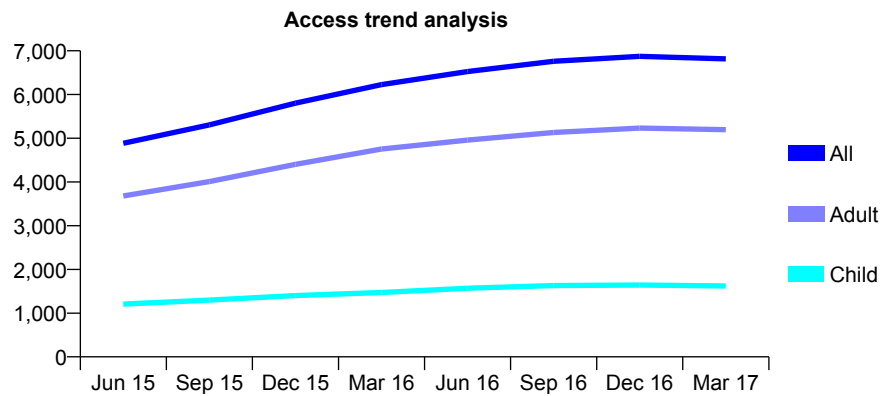
## Q55 - Vital Signs At a Glance Contract Report for 178470/0004 - Year end March 2017

Name or company name	Disa Dental Limited
Contract type name	GDS Contract
Purpose of contract	General
Contract start date	01/10/2007
Contract end date	

16/17 Contracted general activity (UDA)	20,412
Carry forward general activity (UDA)	249
16/17 Contracted orthodontic activity (UOA)	0
Carry forward orthodontic activity (UOA)	0
Baseline contract value	£646,379.07

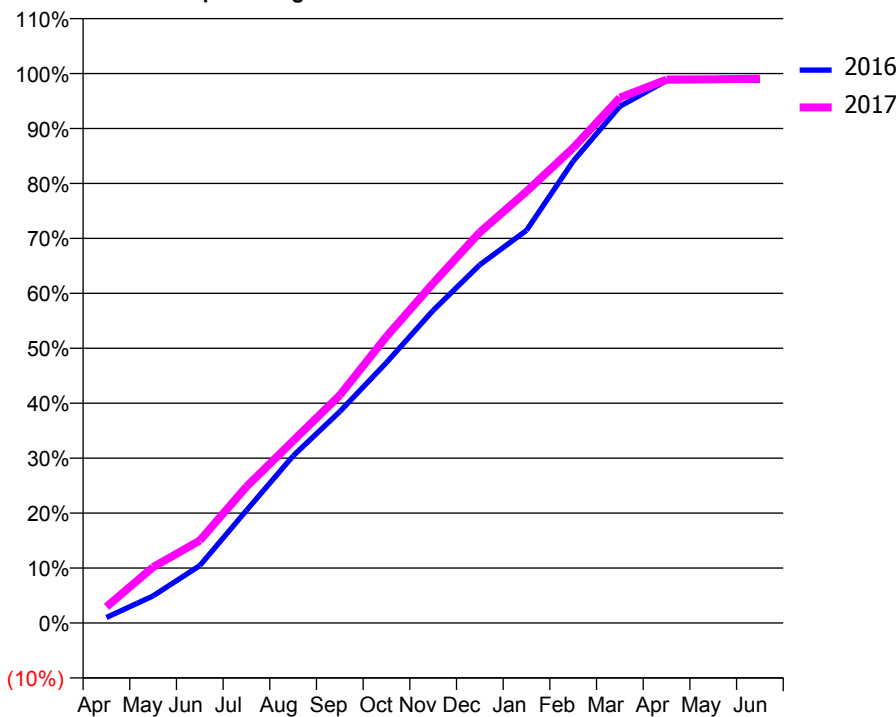
### ACCESS\*

Patients seen in 24 months	Total	Change since previous quarter
Quarter ending March 2016	6,226	
Quarter ending June 2016	6,526	↑
Quarter ending September 2016	6,762	↑
Quarter ending December 2016	6,874	→
Quarter ending March 2017	6,816	→
<b>Variance since March 2016</b>	<b>9.5%</b>	<b>↑</b>



### ACTIVITY

Cumulative percentage of contracted UDA delivered 2016 & 2017



Month	Adjusted Scheduled Activity (UDA)	
	2016	2017
April	207	604
May	1,010	2,076
June	2,135	3,064
July	4,183	5,066
August	6,211	6,767
September	7,855	8,462
October	9,674	10,643
November	11,613	12,623
December	13,307	14,514
January	14,585	16,032
February	17,155	17,650
March	19,193	19,513
April	20,150	20,185
May	20,157	20,196
June	20,163	20,217

### QUALITY

	Quantity	Base Number	Contract	AT	Region	England
% of FP17s for the same patient ID Re-attending within 3 months - Children	221	2,714	8.1%	10.9%	12.0%	12.3%
% of FP17s for the same patient ID Re-attending within 3 months - Adults	1,260	7,772	16.2%	15.2%	16.0%	16.7%
% of FP17s for the same patient ID Re-attending between 3 & 9 months - Children	1,757	2,714	64.7%	61.3%	58.8%	57.6%
% of FP17s for the same patient ID Re-attending between 3 & 9 months - Adults	4,356	7,772	56.0%	54.8%	51.2%	50.1%
% of FP17s for Band 1 Urgent Courses	871	9,846	8.8%	7.0%	8.0%	9.1%
% of FP17s Relating to Free Repair or Replacements	45	9,846	0.5%	0.8%	0.8%	0.8%
% of FP17s Relating to Continuations	178	9,846	1.8%	1.6%	1.2%	1.2%
% of Patients satisfied with the dentistry they have received	21	22	95.5%	92.3%	92.7%	92.8%
% of Patients satisfied with the time they had to wait for an appointment	16	22	72.7%	88.0%	89.1%	88.7%

\* This is based on patients treated on this contract for their most recent course of treatment. Figures in italics indicate the base number of FP17s or Patient Questionnaire responses are less than 100. N/A is shown where the base number of responses is less than 10 during the period. % is calculated as Quantity/Base number\*100

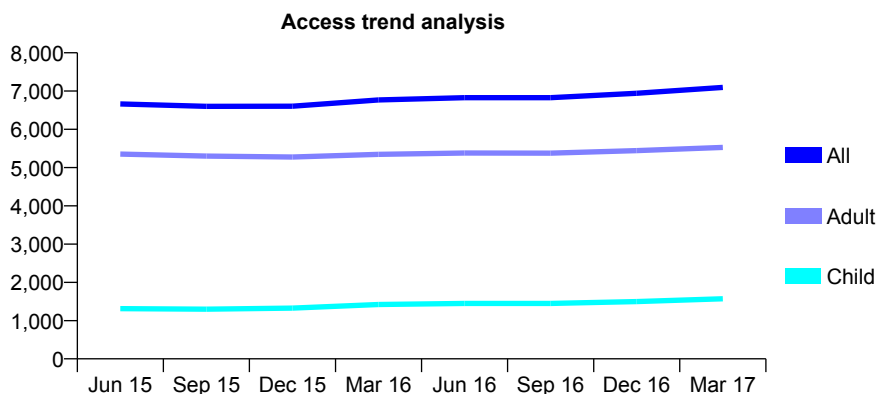
## Q55 - Vital Signs At a Glance Contract Report for 179965/0001 - Year end March 2017

Name or company name	Broadwalk Dental Practice
Contract type name	GDS Contract
Purpose of contract	General
Contract start date	01/04/2012
Contract end date	

16/17 Contracted general activity (UDA)	18,598
Carry forward general activity (UDA)	-372
16/17 Contracted orthodontic activity (UOA)	0
Carry forward orthodontic activity (UOA)	0
Baseline contract value	£405,516.94

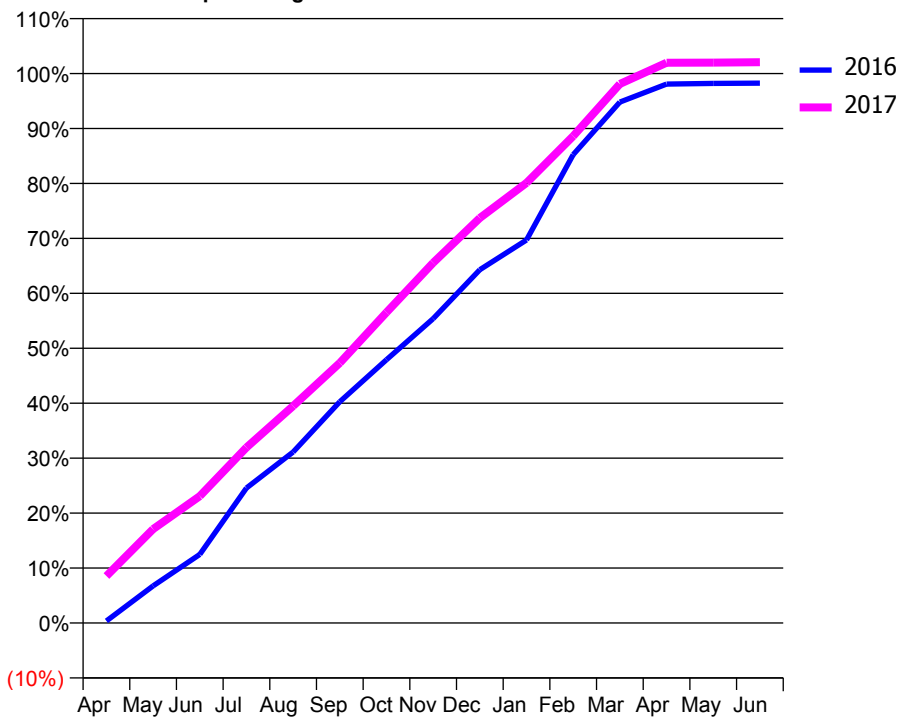
### ACCESS\*

Patients seen in 24 months	Total	Change since previous quarter
Quarter ending March 2016	6,767	
Quarter ending June 2016	6,827	→
Quarter ending September 2016	6,826	→
Quarter ending December 2016	6,941	→
Quarter ending March 2017	7,097	↑
<b>Variance since March 2016</b>	<b>4.9%</b>	<b>↑</b>



### ACTIVITY

Cumulative percentage of contracted UDA delivered 2016 & 2017



Adjusted Scheduled Activity (UDA)

Month	2016	2017
April	71	1,591
May	1,258	3,181
June	2,323	4,295
July	4,570	5,942
August	5,786	7,347
September	7,488	8,803
October	8,910	10,513
November	10,300	12,193
December	11,959	13,709
January	12,966	14,895
February	15,852	16,481
March	17,629	18,244
April	18,239	18,961
May	18,261	18,966
June	18,271	18,982

### QUALITY

	Quantity	Base Number	Contract	AT	Region	England
% of FP17s for the same patient ID Re-attending within 3 months - Children	259	2,414	10.7%	10.9%	12.0%	12.3%
% of FP17s for the same patient ID Re-attending within 3 months - Adults	1,158	7,515	15.4%	15.2%	16.0%	16.7%
% of FP17s for the same patient ID Re-attending between 3 & 9 months - Children	1,383	2,414	57.3%	61.3%	58.8%	57.6%
% of FP17s for the same patient ID Re-attending between 3 & 9 months - Adults	3,699	7,515	49.2%	54.8%	51.2%	50.1%
% of FP17s for Band 1 Urgent Courses	809	9,986	8.1%	7.0%	8.0%	9.1%
% of FP17s Relating to Free Repair or Replacements	30	9,986	0.3%	0.8%	0.8%	0.8%
% of FP17s Relating to Continuations	201	9,986	2.0%	1.6%	1.2%	1.2%
% of Patients satisfied with the dentistry they have received	9	11	81.8%	92.3%	92.7%	92.8%
% of Patients satisfied with the time they had to wait for an appointment	10	11	90.9%	88.0%	89.1%	88.7%

\* This is based on patients treated on this contract for their most recent course of treatment. Figures in italics indicate the base number of FP17s or Patient Questionnaire responses are less than 100. N/A is shown where the base number of responses is less than 10 during the period. % is calculated as Quantity/Base number\*100

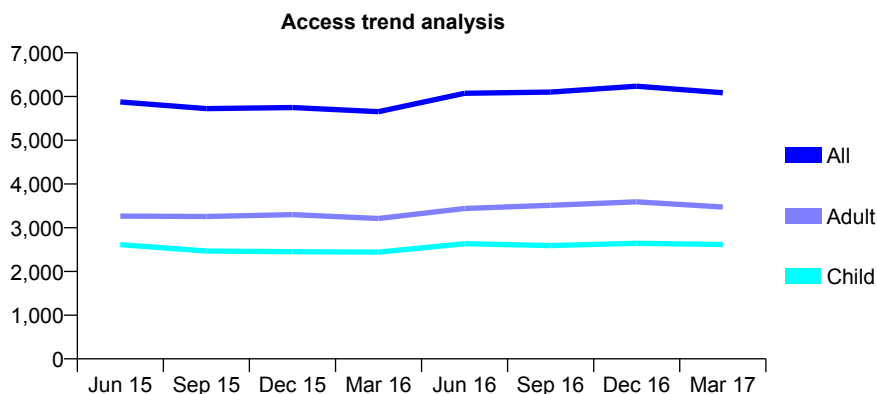
## Q55 - Vital Signs At a Glance Contract Report for 180424/0001 - Year end March 2017

Name or company name	Smilestyle Dental Care
Contract type name	GDS Contract
Purpose of contract	General
Contract start date	01/04/2006
Contract end date	

16/17 Contracted general activity (UDA)	26,075
Carry forward general activity (UDA)	0
16/17 Contracted orthodontic activity (UOA)	0
Carry forward orthodontic activity (UOA)	0
Baseline contract value	£738,244.04

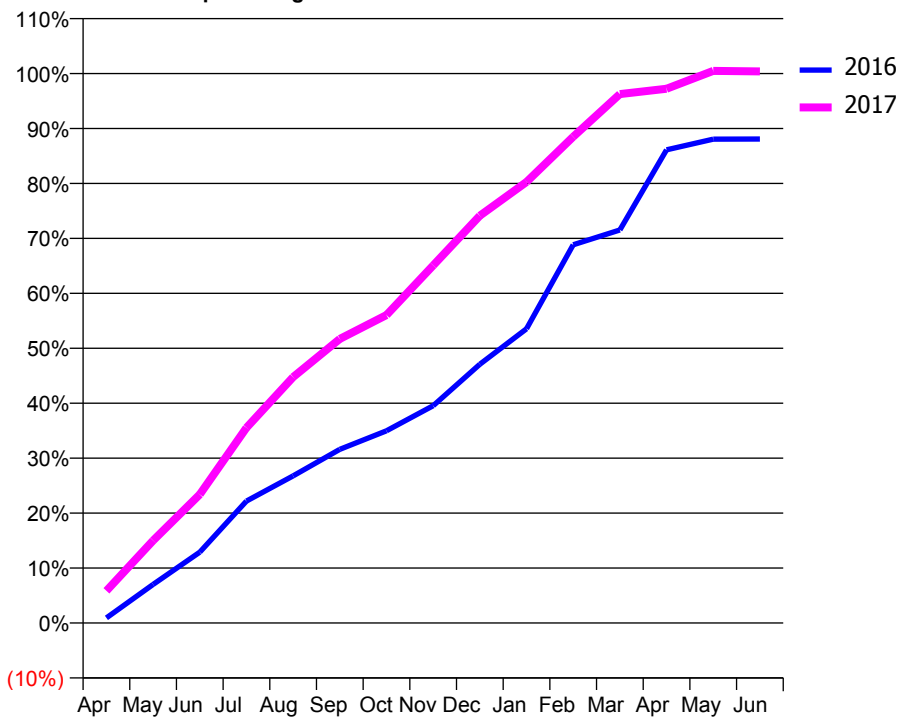
### ACCESS\*

Patients seen in 24 months	Total	Change since previous quarter
Quarter ending March 2016	5,652	
Quarter ending June 2016	6,073	↑
Quarter ending September 2016	6,103	→
Quarter ending December 2016	6,235	↑
Quarter ending March 2017	6,086	↓
<b>Variance since March 2016</b>	<b>7.7%</b>	<b>↑</b>



### ACTIVITY

Cumulative percentage of contracted UDA delivered 2016 & 2017



Month	Adjusted Scheduled Activity (UDA)	
	2016	2017
April	246	1,527
May	1,834	3,913
June	3,364	6,106
July	5,787	9,267
August	6,980	11,671
September	8,239	13,482
October	9,123	14,616
November	10,311	16,967
December	12,279	19,328
January	13,961	20,932
February	17,949	23,075
March	18,649	25,099
April	22,455	25,352
May	22,960	26,202
June	22,966	26,177

### QUALITY

	Quantity	Base Number	Contract	AT	Region	England
% of FP17s for the same patient ID Re-attending within 3 months - Children	354	4,215	8.4%	10.9%	12.0%	12.3%
% of FP17s for the same patient ID Re-attending within 3 months - Adults	884	5,212	17.0%	15.2%	16.0%	16.7%
% of FP17s for the same patient ID Re-attending between 3 & 9 months - Children	2,352	4,215	55.8%	61.3%	58.8%	57.6%
% of FP17s for the same patient ID Re-attending between 3 & 9 months - Adults	2,533	5,212	48.6%	54.8%	51.2%	50.1%
% of FP17s for Band 1 Urgent Courses	508	8,693	5.8%	7.0%	8.0%	9.1%
% of FP17s Relating to Free Repair or Replacements	20	8,693	0.2%	0.8%	0.8%	0.8%
% of FP17s Relating to Continuations	200	8,693	2.3%	1.6%	1.2%	1.2%
% of Patients satisfied with the dentistry they have received	12	13	92.3%	92.3%	92.7%	92.8%
% of Patients satisfied with the time they had to wait for an appointment	11	13	84.6%	88.0%	89.1%	88.7%

\* This is based on patients treated on this contract for their most recent course of treatment. Figures in italics indicate the base number of FP17s or Patient Questionnaire responses are less than 100. N/A is shown where the base number of responses is less than 10 during the period. % is calculated as Quantity/Base number\*100

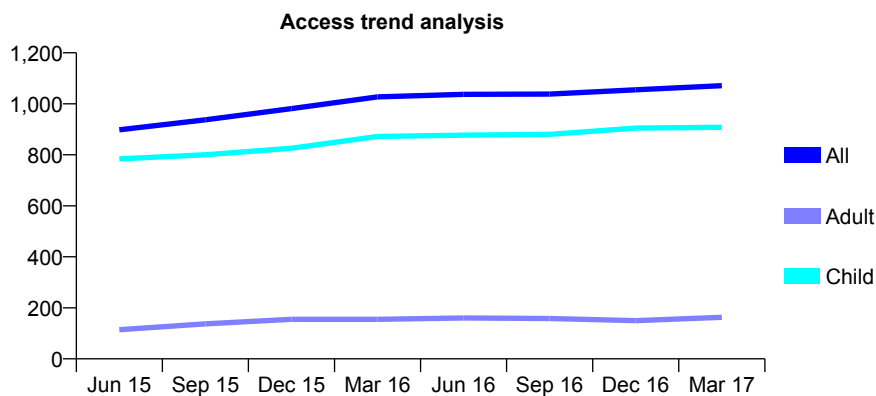
## Q55 - Vital Signs At a Glance Contract Report for 182222/0001 - Year end March 2017

Name or company name	Spondon Dental
Contract type name	GDS Contract
Purpose of contract	General
Contract start date	01/03/2014
Contract end date	

16/17 Contracted general activity (UDA)	2,170
Carry forward general activity (UDA)	0
16/17 Contracted orthodontic activity (UOA)	0
Carry forward orthodontic activity (UOA)	0
Baseline contract value	£40,928.03

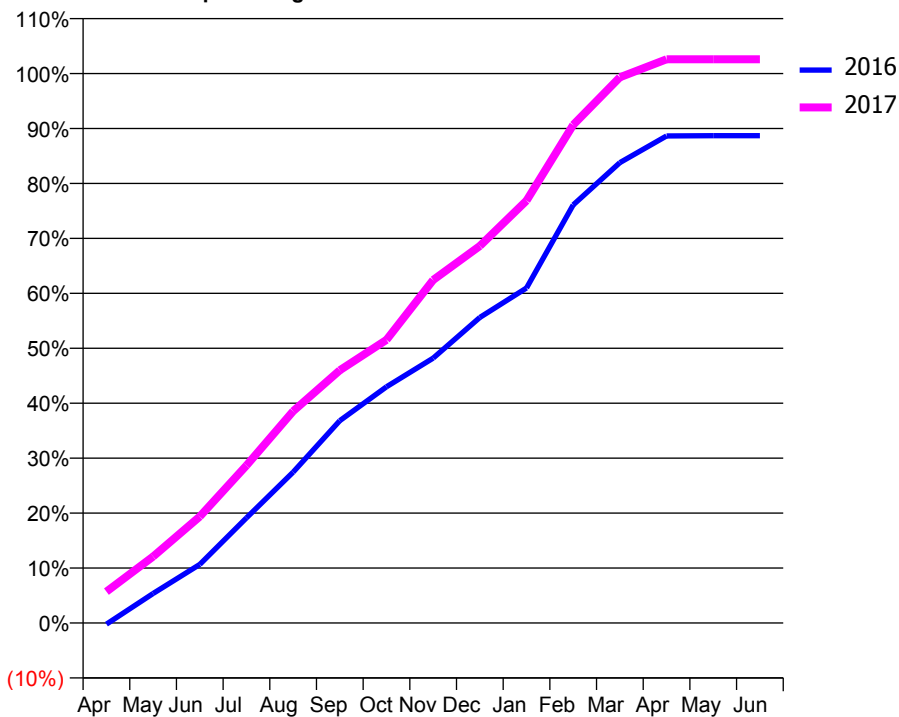
### ACCESS\*

Patients seen in 24 months	Total	Change since previous quarter
Quarter ending March 2016	1,027	
Quarter ending June 2016	1,037	→
Quarter ending September 2016	1,038	→
Quarter ending December 2016	1,055	→
Quarter ending March 2017	1,071	→
<b>Variance since March 2016</b>	<b>4.3%</b>	<b>↑</b>



### ACTIVITY

Cumulative percentage of contracted UDA delivered 2016 & 2017



Month	Adjusted Scheduled Activity (UDA)	
	2016	2017
April	-5	124
May	117	263
June	231	421
July	415	622
August	596	837
September	799	998
October	933	1,118
November	1,046	1,355
December	1,207	1,489
January	1,323	1,668
February	1,651	1,967
March	1,818	2,155
April	1,923	2,226
May	1,924	2,226
June	1,924	2,226

### QUALITY

	Quantity	Base Number	Contract	AT	Region	England
% of FP17s for the same patient ID Re-attending within 3 months - Children	128	1,556	8.2%	10.9%	12.0%	12.3%
% of FP17s for the same patient ID Re-attending within 3 months - Adults	10	99	<i>10.1%</i>	15.2%	16.0%	16.7%
% of FP17s for the same patient ID Re-attending between 3 & 9 months - Children	926	1,556	59.5%	61.3%	58.8%	57.6%
% of FP17s for the same patient ID Re-attending between 3 & 9 months - Adults	61	99	<i>61.6%</i>	54.8%	51.2%	50.1%
% of FP17s for Band 1 Urgent Courses	62	1,622	3.8%	7.0%	8.0%	9.1%
% of FP17s Relating to Free Repair or Replacements	0	1,622	0.0%	0.8%	0.8%	0.8%
% of FP17s Relating to Continuations	0	1,622	0.0%	1.6%	1.2%	1.2%
% of Patients satisfied with the dentistry they have received	0	0	N/A	92.3%	92.7%	92.8%
% of Patients satisfied with the time they had to wait for an appointment	0	0	N/A	88.0%	89.1%	88.7%

\* This is based on patients treated on this contract for their most recent course of treatment. Figures in italics indicate the base number of FP17s or Patient Questionnaire responses are less than 100. N/A is shown where the base number of responses is less than 10 during the period. % is calculated as Quantity/Base number\*100

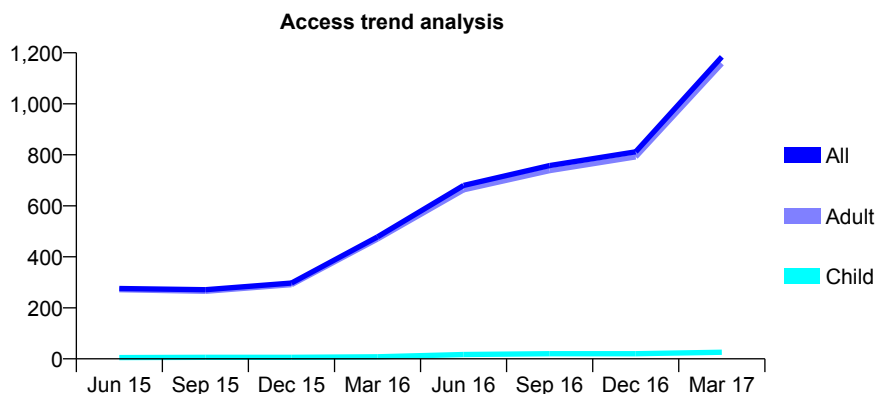
## Q55 - Vital Signs At a Glance Contract Report for 183067/0001 - Year end March 2017

Name or company name	Refine Specialist Dental Care Limited
Contract type name	PDS Contract
Purpose of contract	General
Contract start date	01/04/2011
Contract end date	31/03/2017

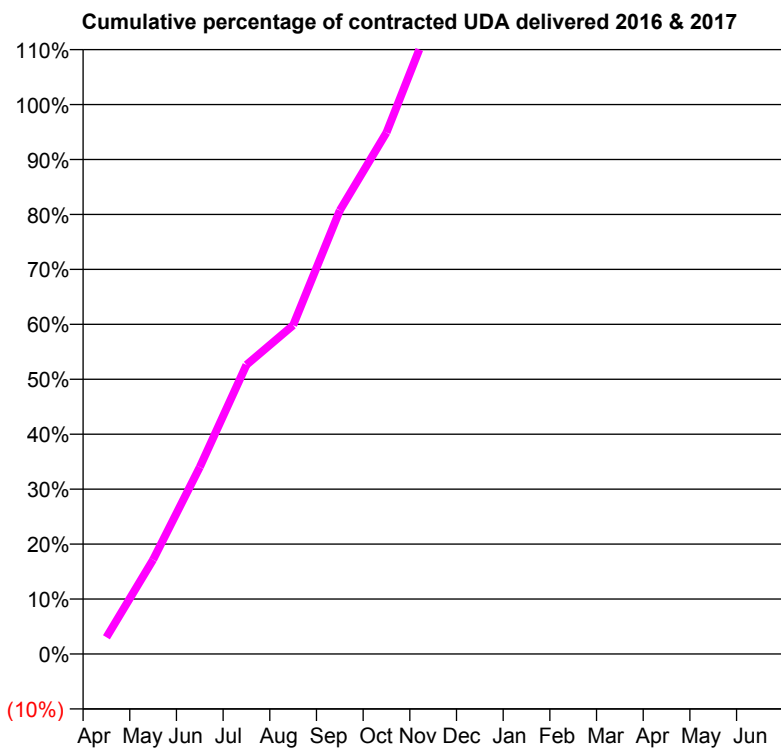
16/17 Contracted general activity (UDA)	1,800
Carry forward general activity (UDA)	0
16/17 Contracted orthodontic activity (UOA)	0
Carry forward orthodontic activity (UOA)	0
Baseline contract value	£429,963.07

### ACCESS\*

Patients seen in 24 months	Total	Change since previous quarter
Quarter ending March 2016	478	
Quarter ending June 2016	680	↑
Quarter ending September 2016	758	↑
Quarter ending December 2016	812	↑
Quarter ending March 2017	1,184	↑
<b>Variance since March 2016</b>	<b>147.7%</b>	<b>↑</b>



### ACTIVITY



Month	Adjusted Scheduled Activity (UDA)	
	2016	2017
April	37	55
May	186	309
June	265	612
July	654	947
August	912	1,077
September	1,142	1,453
October	1,322	1,708
November	1,485	2,095
December	1,898	2,390
January	2,032	2,631
February	2,381	3,217
March	2,621	4,039
April	2,744	4,244
May	2,744	4,244
June	2,744	4,244

### QUALITY

	Quantity	Base Number	Contract	AT	Region	England
% of FP17s for the same patient ID Re-attending within 3 months - Children	0	48	0.0%	10.9%	12.0%	12.3%
% of FP17s for the same patient ID Re-attending within 3 months - Adults	8	1,572	0.5%	15.2%	16.0%	16.7%
% of FP17s for the same patient ID Re-attending between 3 & 9 months - Children	0	48	0.0%	61.3%	58.8%	57.6%
% of FP17s for the same patient ID Re-attending between 3 & 9 months - Adults	13	1,572	0.8%	54.8%	51.2%	50.1%
% of FP17s for Band 1 Urgent Courses	0	1,654	0.0%	7.0%	8.0%	9.1%
% of FP17s Relating to Free Repair or Replacements	0	1,654	0.0%	0.8%	0.8%	0.8%
% of FP17s Relating to Continuations	0	1,654	0.0%	1.6%	1.2%	1.2%
% of Patients satisfied with the dentistry they have received	2	2	N/A	92.3%	92.7%	92.8%
% of Patients satisfied with the time they had to wait for an appointment	2	2	N/A	88.0%	89.1%	88.7%

\* This is based on patients treated on this contract for their most recent course of treatment. Figures in italics indicate the base number of FP17s or Patient Questionnaire responses are less than 100. N/A is shown where the base number of responses is less than 10 during the period. % is calculated as Quantity/Base number\*100

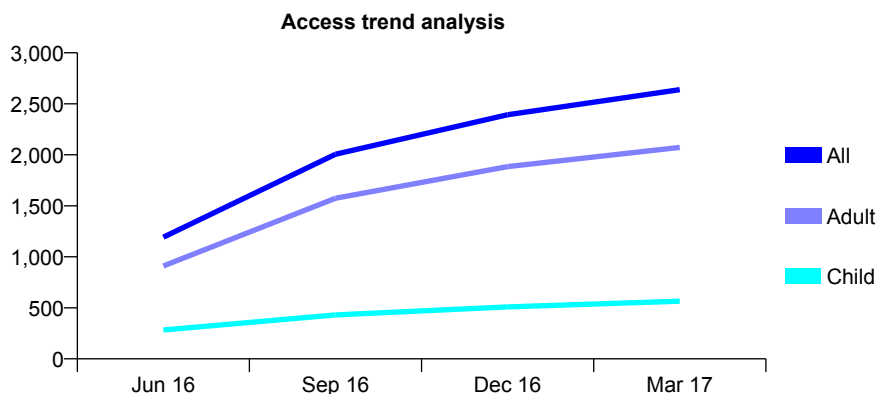
## Q55 - Vital Signs At a Glance Contract Report for 183687/0001 - Year end March 2017

Name or company name	Calverton Dental Practice
Contract type name	GDS Contract
Purpose of contract	General
Contract start date	20/11/2015
Contract end date	

16/17 Contracted general activity (UDA)	10,938
Carry forward general activity (UDA)	182
16/17 Contracted orthodontic activity (UOA)	0
Carry forward orthodontic activity (UOA)	0
Baseline contract value	£244,971.35

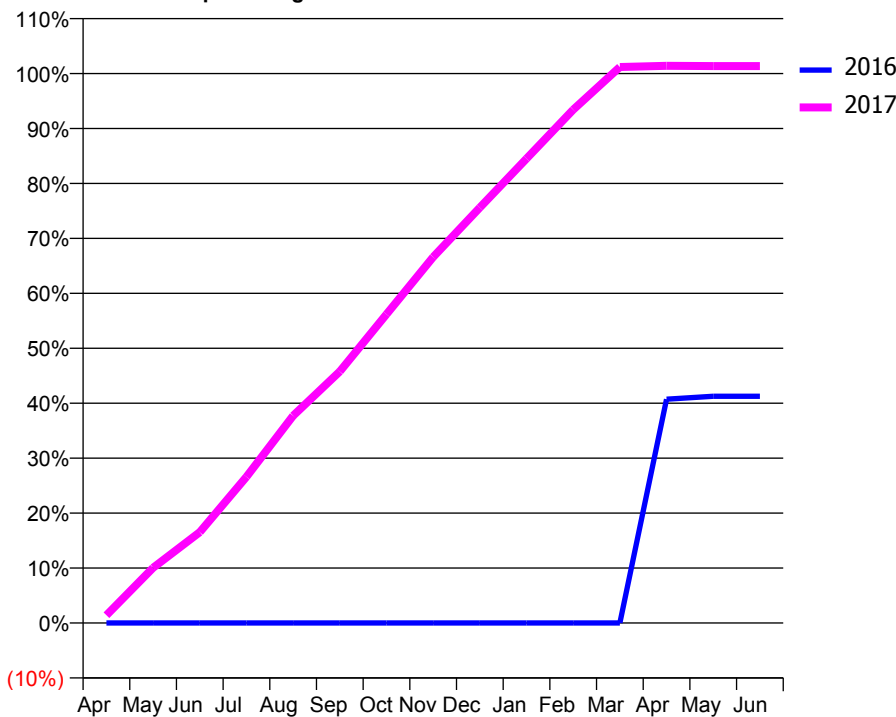
### ACCESS\*

Patients seen in 24 months	Total	Change since previous quarter
Quarter ending March 2016	0	
Quarter ending June 2016	1,193	↑
Quarter ending September 2016	2,006	↑
Quarter ending December 2016	2,393	↑
Quarter ending March 2017	2,638	↑
<b>Variance since March 2016</b>	N/A	



### ACTIVITY

Cumulative percentage of contracted UDA delivered 2016 & 2017



Adjusted Scheduled Activity (UDA)

Month	2016	2017
April	0	156
May	0	1,100
June	0	1,808
July	0	2,912
August	0	4,127
September	0	5,008
October	0	6,147
November	0	7,286
December	0	8,269
January	0	9,243
February	0	10,218
March	0	11,068
April	1,621	11,091
May	1,642	11,085
June	1,642	11,085

### QUALITY

	Quantity	Base Number	Contract	AT	Region	England
% of FP17s for the same patient ID Re-attending within 3 months - Children	94	1,096	8.6%	10.9%	12.0%	12.3%
% of FP17s for the same patient ID Re-attending within 3 months - Adults	530	3,901	13.6%	15.2%	16.0%	16.7%
% of FP17s for the same patient ID Re-attending between 3 & 9 months - Children	367	1,096	33.5%	61.3%	58.8%	57.6%
% of FP17s for the same patient ID Re-attending between 3 & 9 months - Adults	1,164	3,901	29.8%	54.8%	51.2%	50.1%
% of FP17s for Band 1 Urgent Courses	322	4,533	7.1%	7.0%	8.0%	9.1%
% of FP17s Relating to Free Repair or Replacements	27	4,533	0.6%	0.8%	0.8%	0.8%
% of FP17s Relating to Continuations	85	4,533	1.9%	1.6%	1.2%	1.2%
% of Patients satisfied with the dentistry they have received	10	11	90.9%	92.3%	92.7%	92.8%
% of Patients satisfied with the time they had to wait for an appointment	9	11	81.8%	88.0%	89.1%	88.7%

\* This is based on patients treated on this contract for their most recent course of treatment. Figures in italics indicate the base number of FP17s or Patient Questionnaire responses are less than 100. N/A is shown where the base number of responses is less than 10 during the period. % is calculated as Quantity/Base number\*100



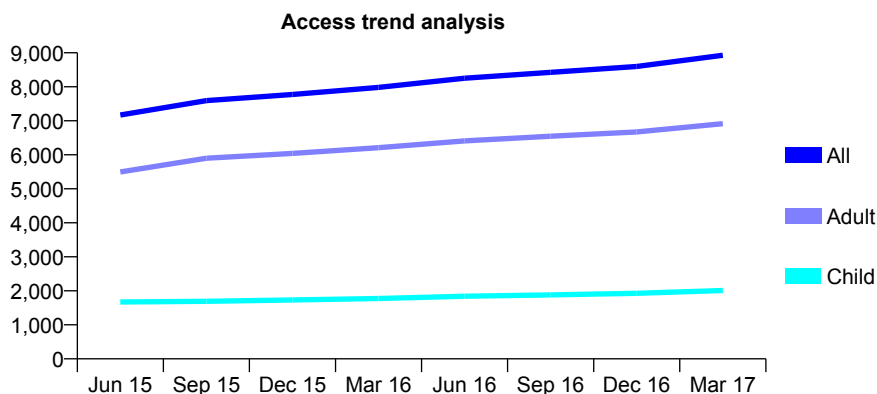
## Q55 - Vital Signs At a Glance Contract Report for 183830/0001 - Year end March 2017

Name or company name	KH & GW Ltd
Contract type name	Pilot Contract
Purpose of contract	General
Contract start date	01/04/2008
Contract end date	

16/17 Contracted general activity (UDA)	27,460
Carry forward general activity (UDA)	0
16/17 Contracted orthodontic activity (UOA)	0
Carry forward orthodontic activity (UOA)	0
Baseline contract value	£876,984.34

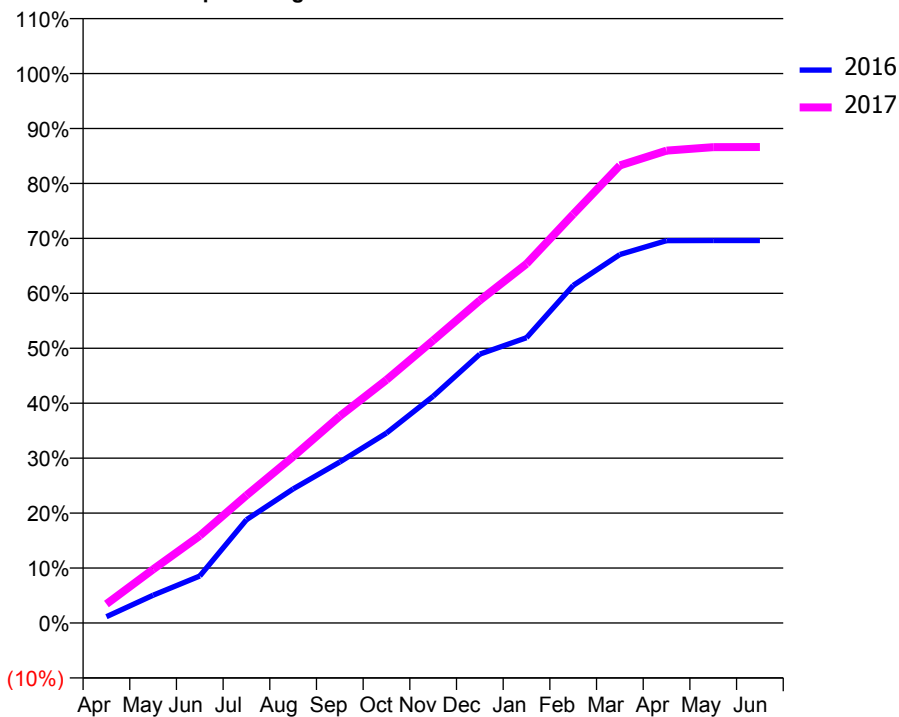
### ACCESS\*

Patients seen in 24 months	Total	Change since previous quarter
Quarter ending March 2016	7,983	
Quarter ending June 2016	8,251	↑
Quarter ending September 2016	8,426	↑
Quarter ending December 2016	8,598	↑
Quarter ending March 2017	8,927	↑
<b>Variance since March 2016</b>	<b>11.8%</b>	<b>↑</b>



### ACTIVITY

Cumulative percentage of contracted UDA delivered 2016 & 2017



Month	Adjusted Scheduled Activity (UDA)	
	2016	2017
April	318	952
May	1,391	2,685
June	2,350	4,365
July	5,163	6,380
August	6,699	8,310
September	8,043	10,340
October	9,491	12,148
November	11,334	14,124
December	13,440	16,122
January	14,259	17,952
February	16,868	20,428
March	18,412	22,864
April	19,110	23,608
May	19,112	23,779
June	19,112	23,783

### QUALITY

	Quantity	Base Number	Contract	AT	Region	England
% of FP17s for the same patient ID Re-attending within 3 months - Children	137	3,158	4.3%	10.9%	12.0%	12.3%
% of FP17s for the same patient ID Re-attending within 3 months - Adults	1,231	9,777	12.6%	15.2%	16.0%	16.7%
% of FP17s for the same patient ID Re-attending between 3 & 9 months - Children	1,888	3,158	59.8%	61.3%	58.8%	57.6%
% of FP17s for the same patient ID Re-attending between 3 & 9 months - Adults	4,651	9,777	47.6%	54.8%	51.2%	50.1%
% of FP17s for Band 1 Urgent Courses	477	12,434	3.8%	7.0%	8.0%	9.1%
% of FP17s Relating to Free Repair or Replacements	165	12,434	1.3%	0.8%	0.8%	0.8%
% of FP17s Relating to Continuations	307	12,434	2.5%	1.6%	1.2%	1.2%
% of Patients satisfied with the dentistry they have received	12	12	100.0%	92.3%	92.7%	92.8%
% of Patients satisfied with the time they had to wait for an appointment	11	12	91.7%	88.0%	89.1%	88.7%

\* This is based on patients treated on this contract for their most recent course of treatment. Figures in italics indicate the base number of FP17s or Patient Questionnaire responses are less than 100. N/A is shown where the base number of responses is less than 10 during the period. % is calculated as Quantity/Base number\*100

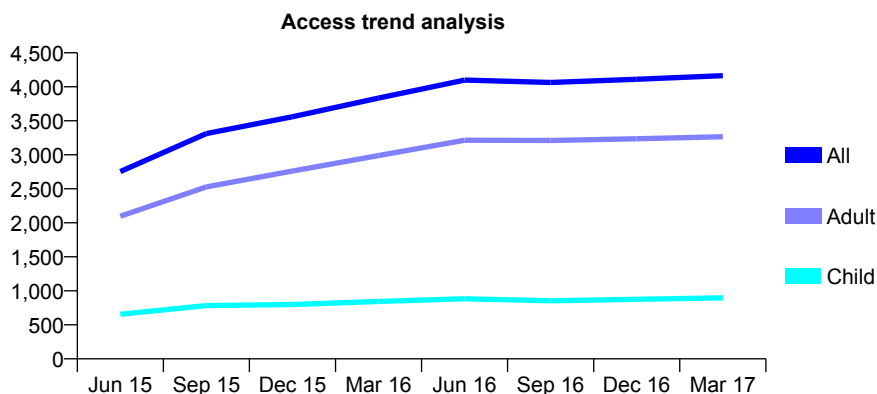
## Q55 - Vital Signs At a Glance Contract Report for 183881/0001 - Year end March 2017

Name or company name	Southwell Dental Care
Contract type name	GDS Contract
Purpose of contract	General
Contract start date	28/11/2014
Contract end date	

16/17 Contracted general activity (UDA)	12,023
Carry forward general activity (UDA)	-245
16/17 Contracted orthodontic activity (UOA)	0
Carry forward orthodontic activity (UOA)	0
Baseline contract value	£302,461.62

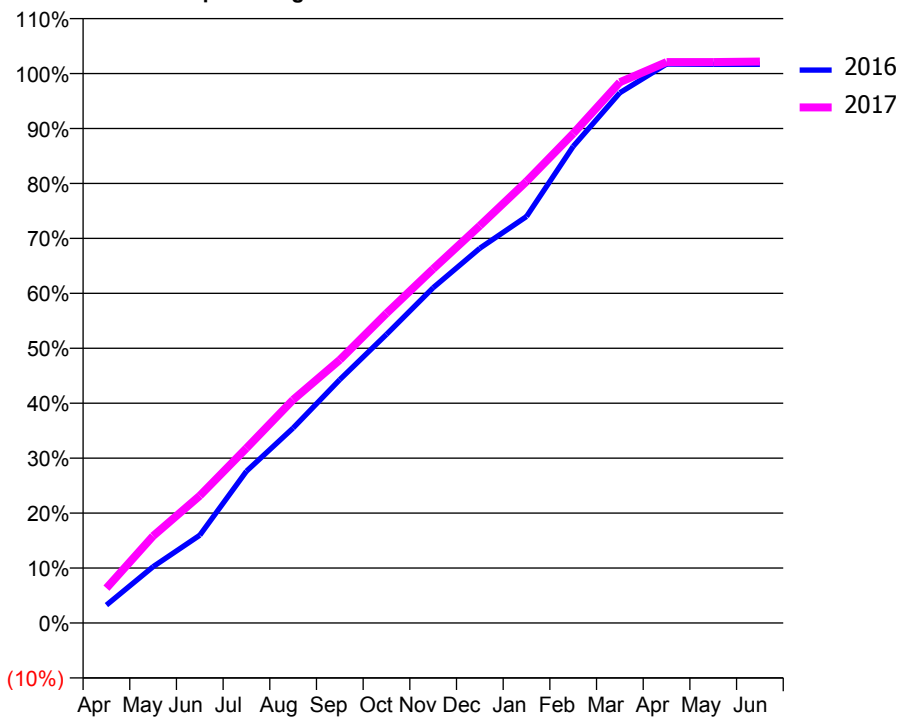
### ACCESS\*

Patients seen in 24 months	Total	Change since previous quarter
Quarter ending March 2016	3,834	
Quarter ending June 2016	4,099	↑
Quarter ending September 2016	4,064	→
Quarter ending December 2016	4,111	→
Quarter ending March 2017	4,164	→
<b>Variance since March 2016</b>	<b>8.6%</b>	<b>↑</b>



### ACTIVITY

Cumulative percentage of contracted UDA delivered 2016 & 2017



Month	Adjusted Scheduled Activity (UDA)	
	2016	2017
April	391	763
May	1,233	1,905
June	1,920	2,784
July	3,323	3,826
August	4,267	4,887
September	5,326	5,758
October	6,314	6,776
November	7,336	7,749
December	8,201	8,693
January	8,893	9,661
February	10,430	10,710
March	11,603	11,832
April	12,229	12,272
May	12,224	12,272
June	12,224	12,285

### QUALITY

	Quantity	Base Number	Contract	AT	Region	England
% of FP17s for the same patient ID Re-attending within 3 months - Children	48	1,568	3.1%	10.9%	12.0%	12.3%
% of FP17s for the same patient ID Re-attending within 3 months - Adults	358	5,484	6.5%	15.2%	16.0%	16.7%
% of FP17s for the same patient ID Re-attending between 3 & 9 months - Children	969	1,568	61.8%	61.3%	58.8%	57.6%
% of FP17s for the same patient ID Re-attending between 3 & 9 months - Adults	3,295	5,484	60.1%	54.8%	51.2%	50.1%
% of FP17s for Band 1 Urgent Courses	244	6,950	3.5%	7.0%	8.0%	9.1%
% of FP17s Relating to Free Repair or Replacements	59	6,950	0.8%	0.8%	0.8%	0.8%
% of FP17s Relating to Continuations	20	6,950	0.3%	1.6%	1.2%	1.2%
% of Patients satisfied with the dentistry they have received	9	9	N/A	92.3%	92.7%	92.8%
% of Patients satisfied with the time they had to wait for an appointment	9	9	N/A	88.0%	89.1%	88.7%

\* This is based on patients treated on this contract for their most recent course of treatment. Figures in italics indicate the base number of FP17s or Patient Questionnaire responses are less than 100. N/A is shown where the base number of responses is less than 10 during the period. % is calculated as Quantity/Base number\*100

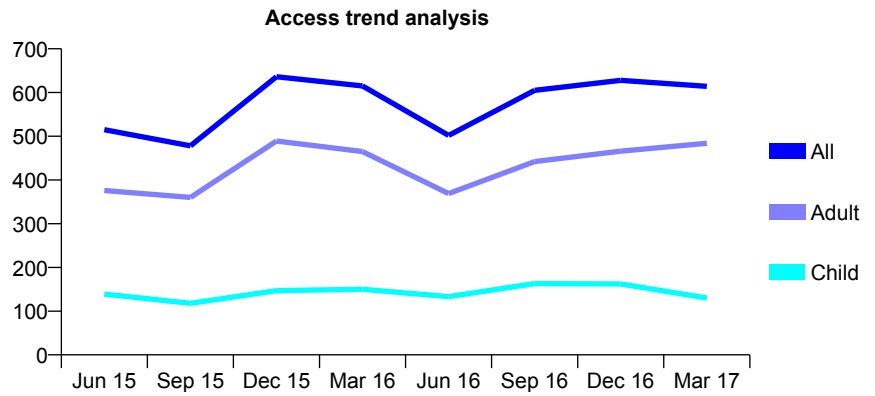
## Q55 - Vital Signs At a Glance Contract Report for 183881/0002 - Year end March 2017

Name or company name	Southwell Dental Care
Contract type name	GDS Contract
Purpose of contract	General
Contract start date	28/11/2014
Contract end date	

16/17 Contracted general activity (UDA)	2,532
Carry forward general activity (UDA)	0
16/17 Contracted orthodontic activity (UOA)	0
Carry forward orthodontic activity (UOA)	0
Baseline contract value	£53,156.78

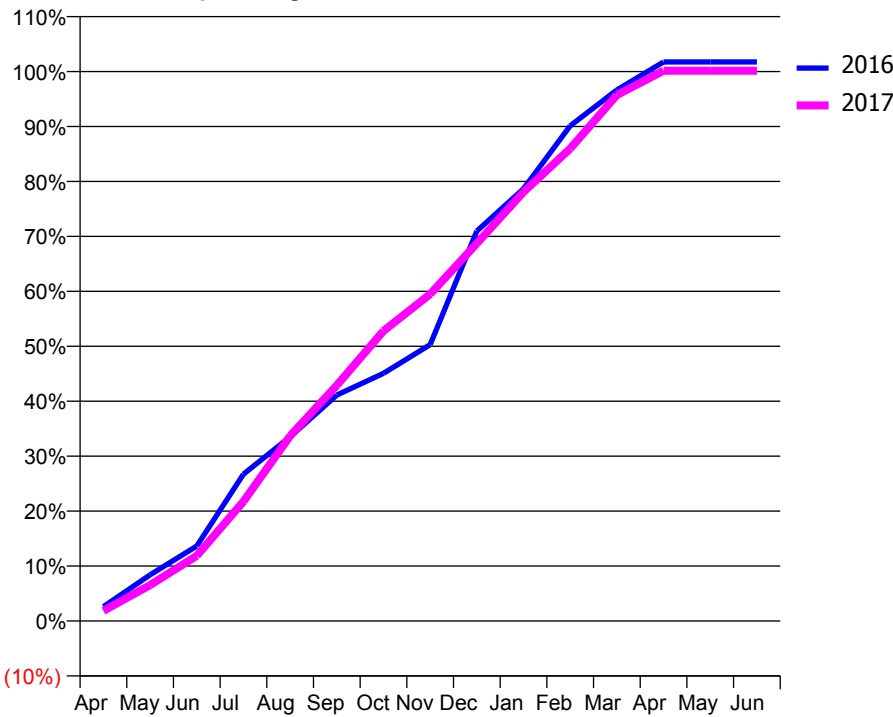
### ACCESS\*

Patients seen in 24 months	Total	Change since previous quarter
Quarter ending March 2016	615	
Quarter ending June 2016	502	↓
Quarter ending September 2016	605	↑
Quarter ending December 2016	628	↑
Quarter ending March 2017	614	↓
<b>Variance since March 2016</b>	<b>(0.2%)</b>	→



### ACTIVITY

Cumulative percentage of contracted UDA delivered 2016 & 2017



Month	Adjusted Scheduled Activity (UDA)	
	2016	2017
April	66	47
May	213	166
June	346	301
July	677	551
August	849	853
September	1,041	1,086
October	1,141	1,337
November	1,273	1,506
December	1,797	1,740
January	1,992	1,977
February	2,282	2,176
March	2,447	2,424
April	2,576	2,535
May	2,576	2,535
June	2,576	2,535

### QUALITY

	Quantity	Base Number	Contract	AT	Region	England
% of FP17s for the same patient ID Re-attending within 3 months - Children	3	278	1.1%	10.9%	12.0%	12.3%
% of FP17s for the same patient ID Re-attending within 3 months - Adults	24	905	2.7%	15.2%	16.0%	16.7%
% of FP17s for the same patient ID Re-attending between 3 & 9 months - Children	19	278	6.8%	61.3%	58.8%	57.6%
% of FP17s for the same patient ID Re-attending between 3 & 9 months - Adults	49	905	5.4%	54.8%	51.2%	50.1%
% of FP17s for Band 1 Urgent Courses	162	1,207	13.4%	7.0%	8.0%	9.1%
% of FP17s Relating to Free Repair or Replacements	9	1,207	0.7%	0.8%	0.8%	0.8%
% of FP17s Relating to Continuations	5	1,207	0.4%	1.6%	1.2%	1.2%
% of Patients satisfied with the dentistry they have received	4	4	N/A	92.3%	92.7%	92.8%
% of Patients satisfied with the time they had to wait for an appointment	4	4	N/A	88.0%	89.1%	88.7%

\* This is based on patients treated on this contract for their most recent course of treatment. Figures in italics indicate the base number of FP17s or Patient Questionnaire responses are less than 100. N/A is shown where the base number of responses is less than 10 during the period. % is calculated as Quantity/Base number\*100

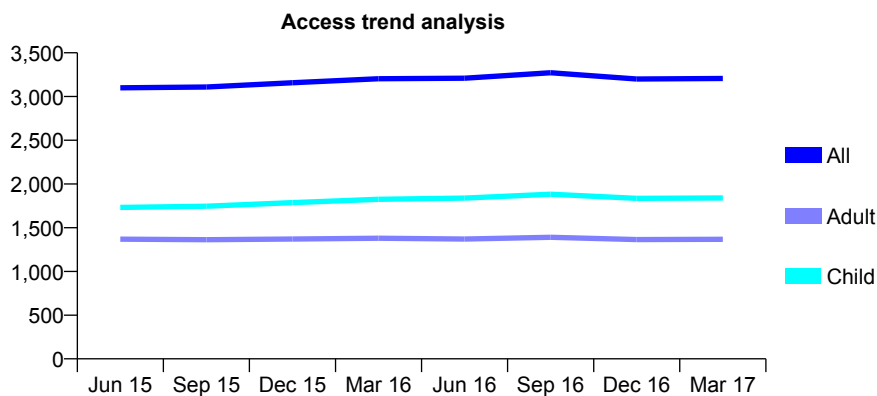
## Q55 - Vital Signs At a Glance Contract Report for 183938/0001 - Year end March 2017

Name or company name	The Arnold Dental Centre
Contract type name	GDS Contract
Purpose of contract	General
Contract start date	01/06/2010
Contract end date	

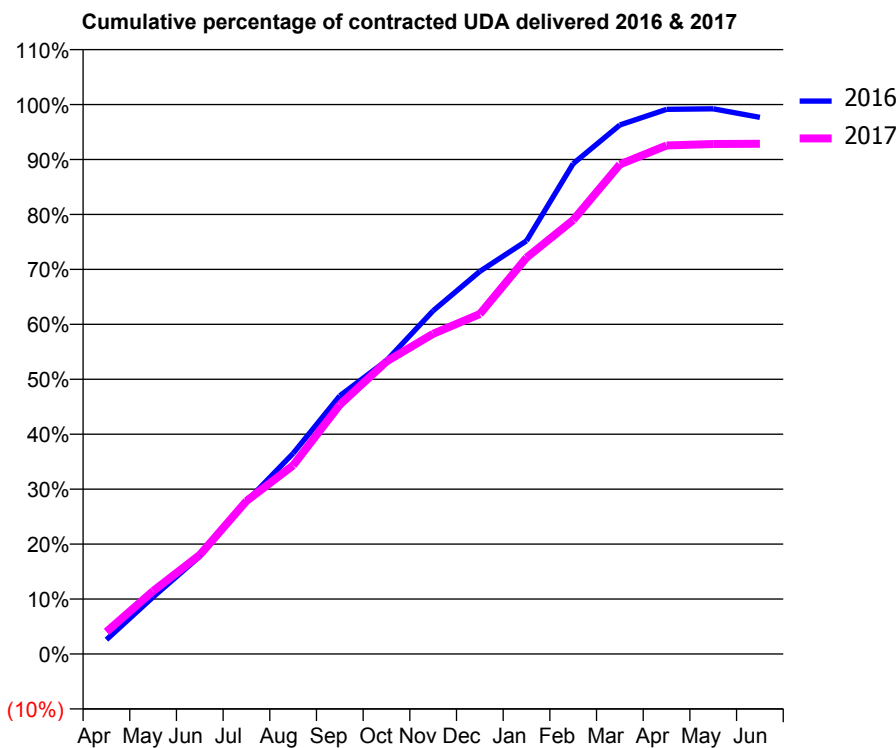
16/17 Contracted general activity (UDA)	10,000
Carry forward general activity (UDA)	61
16/17 Contracted orthodontic activity (UOA)	0
Carry forward orthodontic activity (UOA)	0
Baseline contract value	£225,749.84

### ACCESS\*

Patients seen in 24 months	Total	Change since previous quarter
Quarter ending March 2016	3,204	
Quarter ending June 2016	3,209	→
Quarter ending September 2016	3,272	→
Quarter ending December 2016	3,200	↓
Quarter ending March 2017	3,207	→
<b>Variance since March 2016</b>	<b>0.1%</b>	<b>→</b>



### ACTIVITY



Month	Adjusted Scheduled Activity (UDA)	
	2016	2017
April	262	404
May	1,039	1,146
June	1,777	1,804
July	2,776	2,786
August	3,650	3,433
September	4,700	4,536
October	5,340	5,323
November	6,248	5,828
December	6,963	6,188
January	7,519	7,213
February	8,924	7,898
March	9,628	8,911
April	9,911	9,254
May	9,921	9,282
June	9,765	9,285

### QUALITY

	Quantity	Base Number	Contract	AT	Region	England
% of FP17s for the same patient ID Re-attending within 3 months - Children	241	3,040	7.9%	10.9%	12.0%	12.3%
% of FP17s for the same patient ID Re-attending within 3 months - Adults	375	1,832	20.5%	15.2%	16.0%	16.7%
% of FP17s for the same patient ID Re-attending between 3 & 9 months - Children	2,128	3,040	70.0%	61.3%	58.8%	57.6%
% of FP17s for the same patient ID Re-attending between 3 & 9 months - Adults	1,077	1,832	58.8%	54.8%	51.2%	50.1%
% of FP17s for Band 1 Urgent Courses	295	4,906	6.0%	7.0%	8.0%	9.1%
% of FP17s Relating to Free Repair or Replacements	1	4,906	0.0%	0.8%	0.8%	0.8%
% of FP17s Relating to Continuations	1	4,906	0.0%	1.6%	1.2%	1.2%
% of Patients satisfied with the dentistry they have received	5	5	N/A	92.3%	92.7%	92.8%
% of Patients satisfied with the time they had to wait for an appointment	4	5	N/A	88.0%	89.1%	88.7%

\* This is based on patients treated on this contract for their most recent course of treatment. Figures in italics indicate the base number of FP17s or Patient Questionnaire responses are less than 100. N/A is shown where the base number of responses is less than 10 during the period. % is calculated as Quantity/Base number\*100

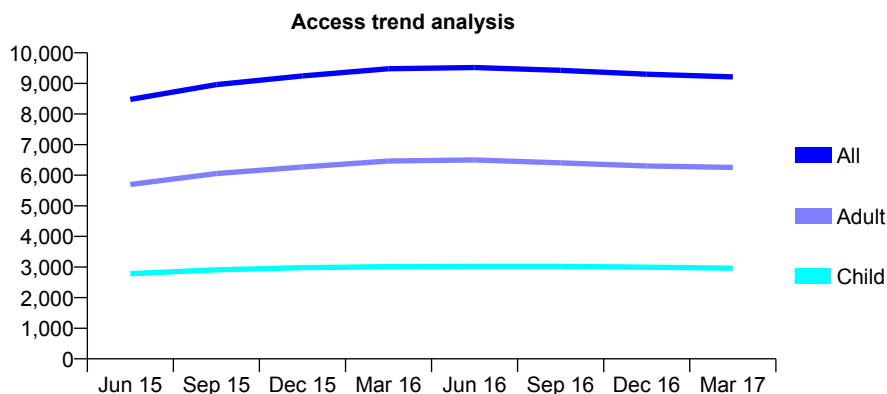
## Q55 - Vital Signs At a Glance Contract Report for 187771/0001 - Year end March 2017

Name or company name	The Oakwood Dental Centre Ltd
Contract type name	GDS Contract
Purpose of contract	General
Contract start date	01/04/2014
Contract end date	

16/17 Contracted general activity (UDA)	23,844
Carry forward general activity (UDA)	-477
16/17 Contracted orthodontic activity (UOA)	0
Carry forward orthodontic activity (UOA)	0
Baseline contract value	£709,927.83

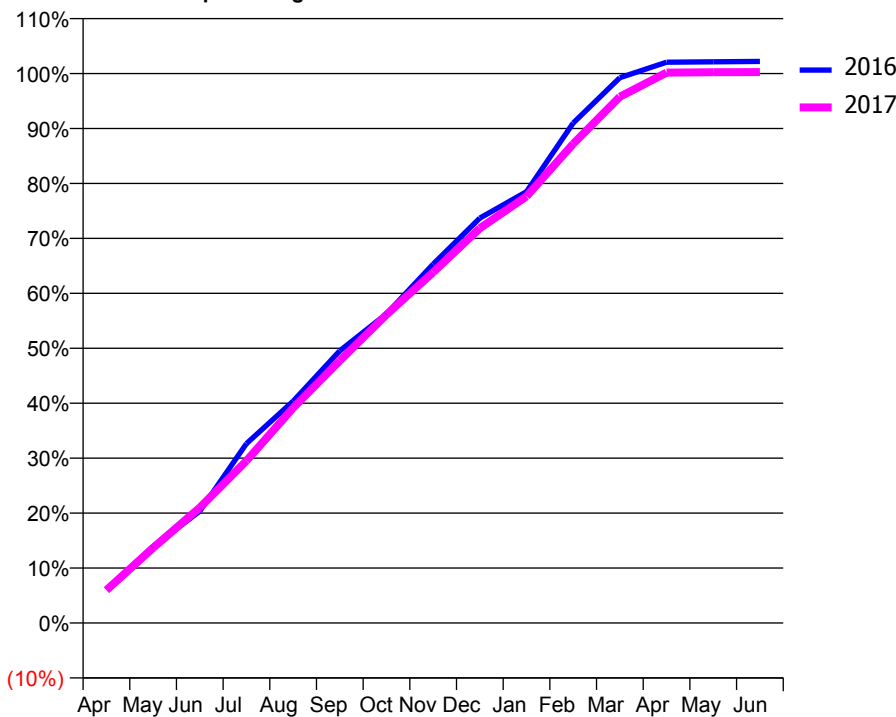
### ACCESS\*

Patients seen in 24 months	Total	Change since previous quarter
Quarter ending March 2016	9,480	
Quarter ending June 2016	9,519	→
Quarter ending September 2016	9,425	→
Quarter ending December 2016	9,301	↓
Quarter ending March 2017	9,214	→
<b>Variance since March 2016</b>	<b>(2.8%)</b>	<b>↓</b>



### ACTIVITY

Cumulative percentage of contracted UDA delivered 2016 & 2017



Month	Adjusted Scheduled Activity (UDA)	
	2016	2017
April	1,452	1,429
May	3,326	3,263
June	4,851	5,008
July	7,785	7,038
August	9,627	9,333
September	11,814	11,385
October	13,414	13,378
November	15,576	15,220
December	17,572	17,130
January	18,718	18,511
February	21,696	20,796
March	23,662	22,835
April	24,331	23,884
May	24,352	23,901
June	24,368	23,908

### QUALITY

	Quantity	Base Number	Contract	AT	Region	England
% of FP17s for the same patient ID Re-attending within 3 months - Children	217	4,346	5.0%	10.9%	12.0%	12.3%
% of FP17s for the same patient ID Re-attending within 3 months - Adults	770	8,085	9.5%	15.2%	16.0%	16.7%
% of FP17s for the same patient ID Re-attending between 3 & 9 months - Children	2,627	4,346	60.4%	61.3%	58.8%	57.6%
% of FP17s for the same patient ID Re-attending between 3 & 9 months - Adults	4,342	8,085	53.7%	54.8%	51.2%	50.1%
% of FP17s for Band 1 Urgent Courses	453	12,376	3.7%	7.0%	8.0%	9.1%
% of FP17s Relating to Free Repair or Replacements	21	12,376	0.2%	0.8%	0.8%	0.8%
% of FP17s Relating to Continuations	133	12,376	1.1%	1.6%	1.2%	1.2%
% of Patients satisfied with the dentistry they have received	8	12	66.7%	92.3%	92.7%	92.8%
% of Patients satisfied with the time they had to wait for an appointment	11	12	91.7%	88.0%	89.1%	88.7%

\* This is based on patients treated on this contract for their most recent course of treatment. Figures in italics indicate the base number of FP17s or Patient Questionnaire responses are less than 100. N/A is shown where the base number of responses is less than 10 during the period. % is calculated as Quantity/Base number\*100

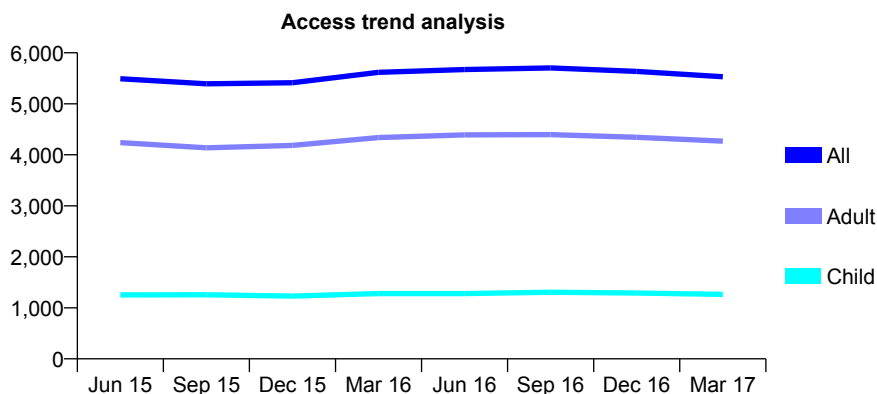
## Q55 - Vital Signs At a Glance Contract Report for 191027/0001 - Year end March 2017

Name or company name	Mansfield Dental Practice Limited
Contract type name	GDS Contract
Purpose of contract	General
Contract start date	01/12/2011
Contract end date	

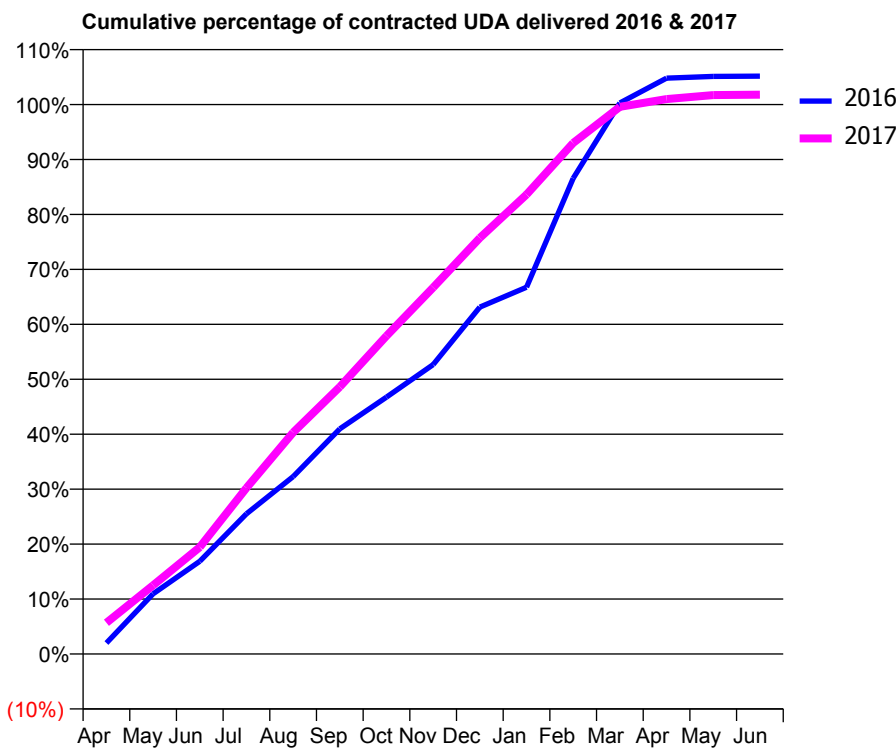
16/17 Contracted general activity (UDA)	16,617
Carry forward general activity (UDA)	-314
16/17 Contracted orthodontic activity (UOA)	0
Carry forward orthodontic activity (UOA)	0
Baseline contract value	£376,614.48

### ACCESS\*

Patients seen in 24 months	Total	Change since previous quarter
Quarter ending March 2016	5,617	
Quarter ending June 2016	5,671	→
Quarter ending September 2016	5,702	→
Quarter ending December 2016	5,634	↓
Quarter ending March 2017	5,532	↓
<b>Variance since March 2016</b>	<b>(1.5%)</b>	<b>↓</b>



### ACTIVITY



Month	Adjusted Scheduled Activity (UDA)	
	2016	2017
April	315	947
May	1,720	2,080
June	2,648	3,231
July	4,005	5,021
August	5,068	6,701
September	6,433	8,079
October	7,339	9,618
November	8,269	11,084
December	9,911	12,582
January	10,481	13,895
February	13,591	15,453
March	15,745	16,547
April	16,454	16,781
May	16,501	16,900
June	16,511	16,913

### QUALITY

	Quantity	Base Number	Contract	AT	Region	England
% of FP17s for the same patient ID Re-attending within 3 months - Children	138	1,982	7.0%	10.9%	12.0%	12.3%
% of FP17s for the same patient ID Re-attending within 3 months - Adults	851	6,378	13.3%	15.2%	16.0%	16.7%
% of FP17s for the same patient ID Re-attending between 3 & 9 months - Children	1,288	1,982	65.0%	61.3%	58.8%	57.6%
% of FP17s for the same patient ID Re-attending between 3 & 9 months - Adults	3,963	6,378	62.1%	54.8%	51.2%	50.1%
% of FP17s for Band 1 Urgent Courses	660	8,182	8.1%	7.0%	8.0%	9.1%
% of FP17s Relating to Free Repair or Replacements	67	8,182	0.8%	0.8%	0.8%	0.8%
% of FP17s Relating to Continuations	17	8,182	0.2%	1.6%	1.2%	1.2%
% of Patients satisfied with the dentistry they have received	6	6	N/A	92.3%	92.7%	92.8%
% of Patients satisfied with the time they had to wait for an appointment	5	6	N/A	88.0%	89.1%	88.7%

\* This is based on patients treated on this contract for their most recent course of treatment. Figures in italics indicate the base number of FP17s or Patient Questionnaire responses are less than 100. N/A is shown where the base number of responses is less than 10 during the period. % is calculated as Quantity/Base number\*100

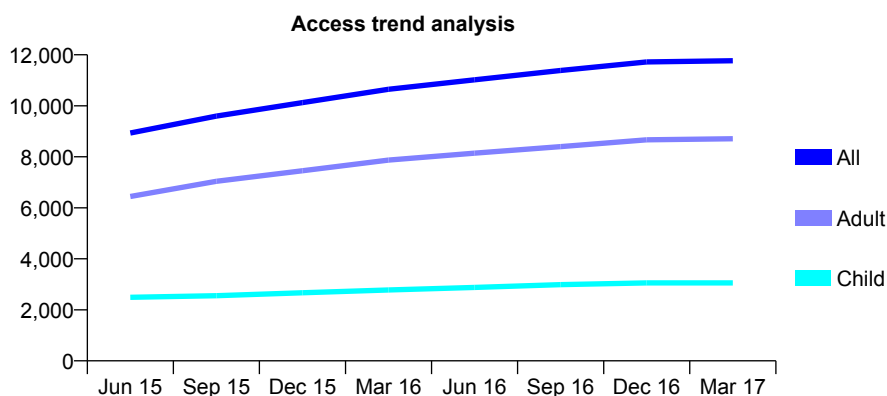
## Q55 - Vital Signs At a Glance Contract Report for 191310/0002 - Year end March 2017

Name or company name	East Midlands Community Dental Ass. Ltd.
Contract type name	GDS Contract
Purpose of contract	General
Contract start date	04/12/2006
Contract end date	

16/17 Contracted general activity (UDA)	32,029
Carry forward general activity (UDA)	-218
16/17 Contracted orthodontic activity (UOA)	0
Carry forward orthodontic activity (UOA)	0
Baseline contract value	£908,733.23

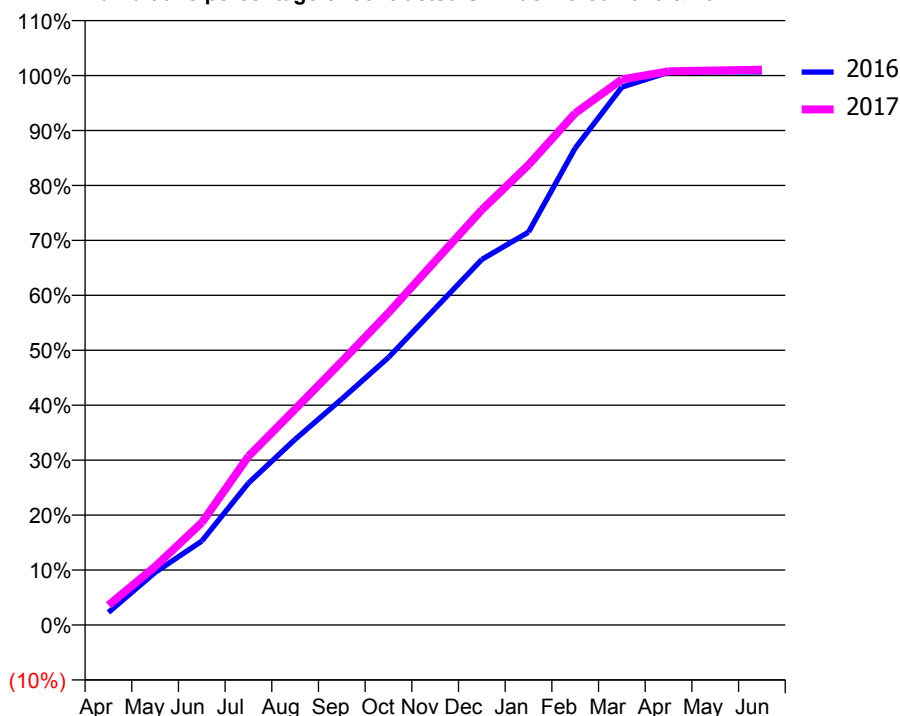
### ACCESS\*

Patients seen in 24 months	Total	Change since previous quarter
Quarter ending March 2016	10,649	
Quarter ending June 2016	11,020	↑
Quarter ending September 2016	11,385	↑
Quarter ending December 2016	11,721	↑
Quarter ending March 2017	11,765	→
<b>Variance since March 2016</b>	<b>10.5%</b>	<b>↑</b>



### ACTIVITY

Cumulative percentage of contracted UDA delivered 2016 & 2017



Month	Adjusted Scheduled Activity (UDA)	
	2016	2017
April	736	1,158
May	3,069	3,408
June	4,891	5,966
July	8,274	9,836
August	10,821	12,581
September	13,181	15,363
October	15,597	18,197
November	18,451	21,205
December	21,304	24,198
January	22,904	26,823
February	27,801	29,834
March	31,352	31,798
April	32,218	32,272
May	32,246	32,321
June	32,247	32,366

### QUALITY

	Quantity	Base Number	Contract	AT	Region	England
% of FP17s for the same patient ID Re-attending within 3 months - Children	304	4,182	7.3%	10.9%	12.0%	12.3%
% of FP17s for the same patient ID Re-attending within 3 months - Adults	2,016	11,135	18.1%	15.2%	16.0%	16.7%
% of FP17s for the same patient ID Re-attending between 3 & 9 months - Children	2,223	4,182	53.2%	61.3%	58.8%	57.6%
% of FP17s for the same patient ID Re-attending between 3 & 9 months - Adults	5,049	11,135	45.3%	54.8%	51.2%	50.1%
% of FP17s for Band 1 Urgent Courses	930	13,993	6.6%	7.0%	8.0%	9.1%
% of FP17s Relating to Free Repair or Replacements	151	13,993	1.1%	0.8%	0.8%	0.8%
% of FP17s Relating to Continuations	617	13,993	4.4%	1.6%	1.2%	1.2%
% of Patients satisfied with the dentistry they have received	27	28	96.4%	92.3%	92.7%	92.8%
% of Patients satisfied with the time they had to wait for an appointment	26	28	92.9%	88.0%	89.1%	88.7%

\* This is based on patients treated on this contract for their most recent course of treatment. Figures in italics indicate the base number of FP17s or Patient Questionnaire responses are less than 100. N/A is shown where the base number of responses is less than 10 during the period. % is calculated as Quantity/Base number\*100



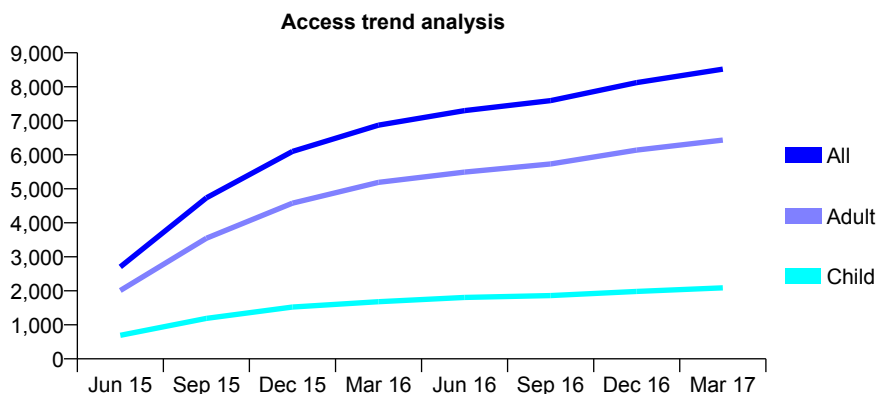
## Q55 - Vital Signs At a Glance Contract Report for 192597/0005 - Year end March 2017

Name or company name	DM and LJ Jordan Limited
Contract type name	GDS Contract
Purpose of contract	General
Contract start date	01/01/2015
Contract end date	

16/17 Contracted general activity (UDA)	20,814
Carry forward general activity (UDA)	518
16/17 Contracted orthodontic activity (UOA)	0
Carry forward orthodontic activity (UOA)	0
Baseline contract value	£549,503.11

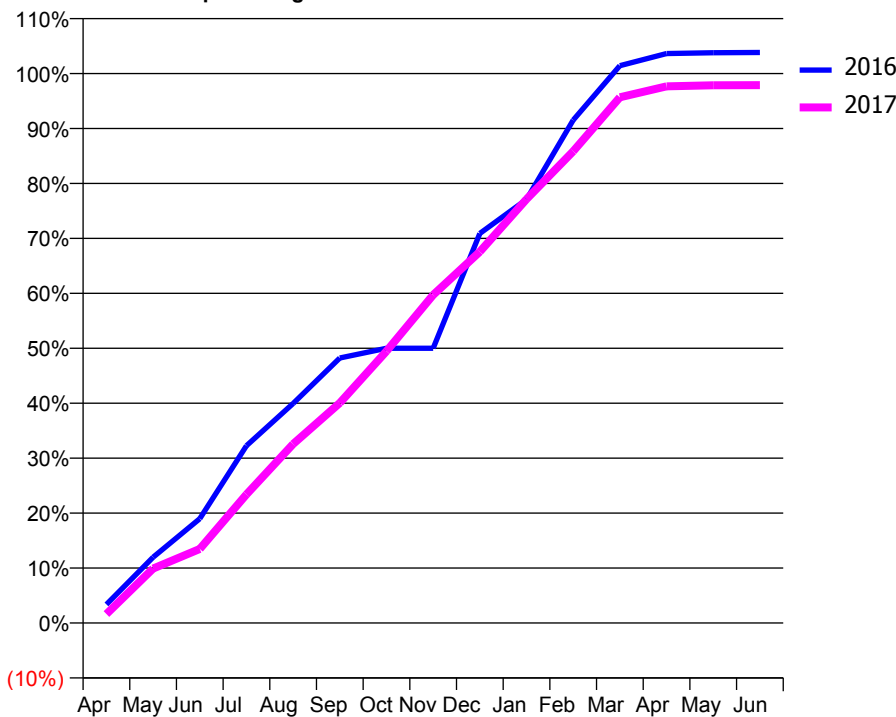
### ACCESS\*

Patients seen in 24 months	Total	Change since previous quarter
Quarter ending March 2016	6,871	
Quarter ending June 2016	7,299	↑
Quarter ending September 2016	7,593	↑
Quarter ending December 2016	8,124	↑
Quarter ending March 2017	8,521	↑
<b>Variance since March 2016</b>	<b>24.0%</b>	<b>↑</b>



### ACTIVITY

Cumulative percentage of contracted UDA delivered 2016 & 2017



Adjusted Scheduled Activity (UDA)

Month	2016	2017
April	741	342
May	2,623	2,061
June	4,156	2,806
July	7,067	4,873
August	8,751	6,779
September	10,561	8,339
October	10,947	10,296
November	10,947	12,428
December	15,523	14,066
January	16,878	16,055
February	20,039	17,868
March	22,207	19,912
April	22,690	20,329
May	22,723	20,369
June	22,734	20,371

### QUALITY

	Quantity	Base Number	Contract	AT	Region	England
% of FP17s for the same patient ID Re-attending within 3 months - Children	183	2,739	6.7%	10.9%	12.0%	12.3%
% of FP17s for the same patient ID Re-attending within 3 months - Adults	941	8,224	11.4%	15.2%	16.0%	16.7%
% of FP17s for the same patient ID Re-attending between 3 & 9 months - Children	1,526	2,739	55.7%	61.3%	58.8%	57.6%
% of FP17s for the same patient ID Re-attending between 3 & 9 months - Adults	4,415	8,224	53.7%	54.8%	51.2%	50.1%
% of FP17s for Band 1 Urgent Courses	1,088	10,922	10.0%	7.0%	8.0%	9.1%
% of FP17s Relating to Free Repair or Replacements	157	10,922	1.4%	0.8%	0.8%	0.8%
% of FP17s Relating to Continuations	124	10,922	1.1%	1.6%	1.2%	1.2%
% of Patients satisfied with the dentistry they have received	15	15	100.0%	92.3%	92.7%	92.8%
% of Patients satisfied with the time they had to wait for an appointment	13	15	86.7%	88.0%	89.1%	88.7%

\* This is based on patients treated on this contract for their most recent course of treatment. Figures in italics indicate the base number of FP17s or Patient Questionnaire responses are less than 100. N/A is shown where the base number of responses is less than 10 during the period. % is calculated as Quantity/Base number\*100

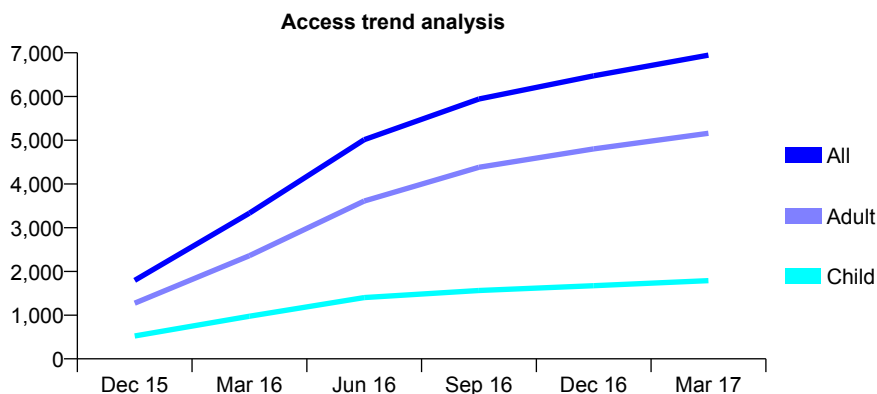
## Q55 - Vital Signs At a Glance Contract Report for 193437/0001 - Year end March 2017

Name or company name	Risley Hill Dental
Contract type name	GDS Contract
Purpose of contract	General
Contract start date	29/09/2015
Contract end date	

16/17 Contracted general activity (UDA)	16,964
Carry forward general activity (UDA)	0
16/17 Contracted orthodontic activity (UOA)	0
Carry forward orthodontic activity (UOA)	0
Baseline contract value	£634,596.84

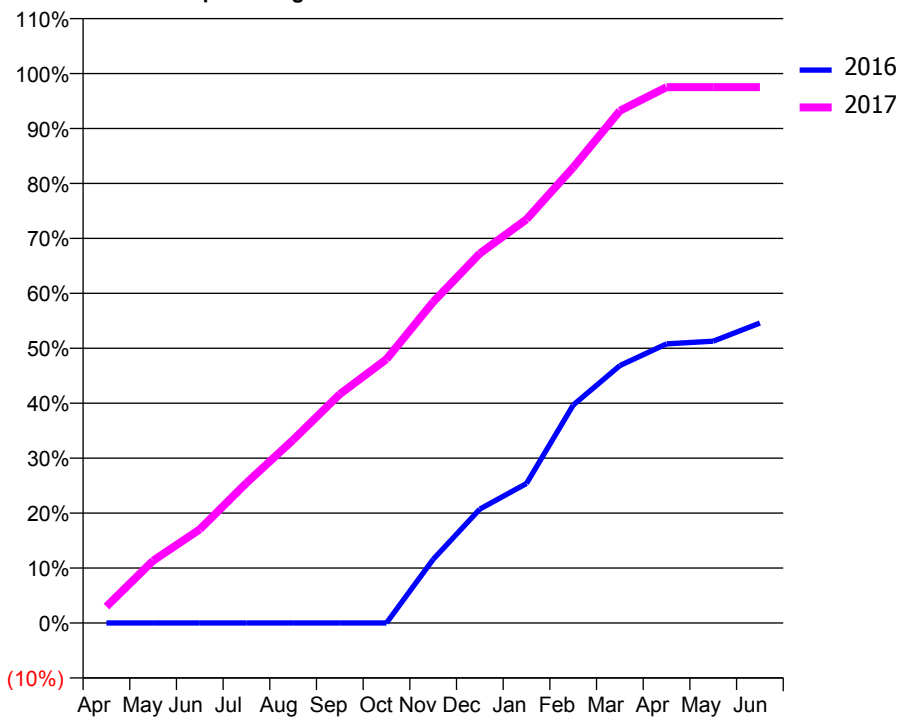
### ACCESS\*

Patients seen in 24 months	Total	Change since previous quarter
Quarter ending March 2016	3,333	
Quarter ending June 2016	5,013	↑
Quarter ending September 2016	5,944	↑
Quarter ending December 2016	6,474	↑
Quarter ending March 2017	6,947	↑
<b>Variance since March 2016</b>	<b>108.4%</b>	<b>↑</b>



### ACTIVITY

Cumulative percentage of contracted UDA delivered 2016 & 2017



Adjusted Scheduled Activity (UDA)

Month	2016	2017
April	0	510
May	0	1,924
June	0	2,893
July	0	4,326
August	0	5,656
September	0	7,065
October	2	8,143
November	1,257	9,911
December	2,249	11,409
January	2,756	12,463
February	4,303	14,066
March	5,081	15,814
April	5,511	16,541
May	5,563	16,541
June	5,922	16,541

### QUALITY

	Quantity	Base Number	Contract	AT	Region	England
% of FP17s for the same patient ID Re-attending within 3 months - Children	151	2,864	5.3%	10.9%	12.0%	12.3%
% of FP17s for the same patient ID Re-attending within 3 months - Adults	873	7,700	11.3%	15.2%	16.0%	16.7%
% of FP17s for the same patient ID Re-attending between 3 & 9 months - Children	1,478	2,864	51.6%	61.3%	58.8%	57.6%
% of FP17s for the same patient ID Re-attending between 3 & 9 months - Adults	3,281	7,700	42.6%	54.8%	51.2%	50.1%
% of FP17s for Band 1 Urgent Courses	487	9,251	5.3%	7.0%	8.0%	9.1%
% of FP17s Relating to Free Repair or Replacements	49	9,251	0.5%	0.8%	0.8%	0.8%
% of FP17s Relating to Continuations	154	9,251	1.7%	1.6%	1.2%	1.2%
% of Patients satisfied with the dentistry they have received	7	9	N/A	92.3%	92.7%	92.8%
% of Patients satisfied with the time they had to wait for an appointment	6	9	N/A	88.0%	89.1%	88.7%

\* This is based on patients treated on this contract for their most recent course of treatment. Figures in italics indicate the base number of FP17s or Patient Questionnaire responses are less than 100. N/A is shown where the base number of responses is less than 10 during the period. % is calculated as Quantity/Base number\*100

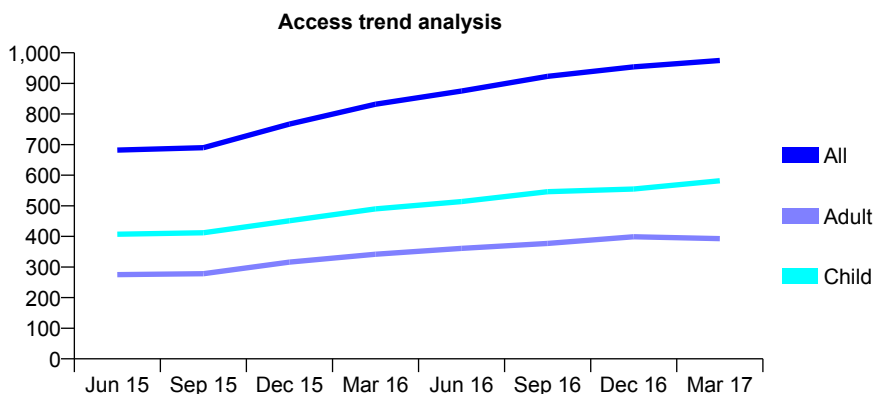
## Q55 - Vital Signs At a Glance Contract Report for 197505/0001 - Year end March 2017

Name or company name	Bridgford Dental Practice
Contract type name	GDS Contract
Purpose of contract	General
Contract start date	01/04/2013
Contract end date	

16/17 Contracted general activity (UDA)	1,081
Carry forward general activity (UDA)	-22
16/17 Contracted orthodontic activity (UOA)	0
Carry forward orthodontic activity (UOA)	0
Baseline contract value	£25,189.10

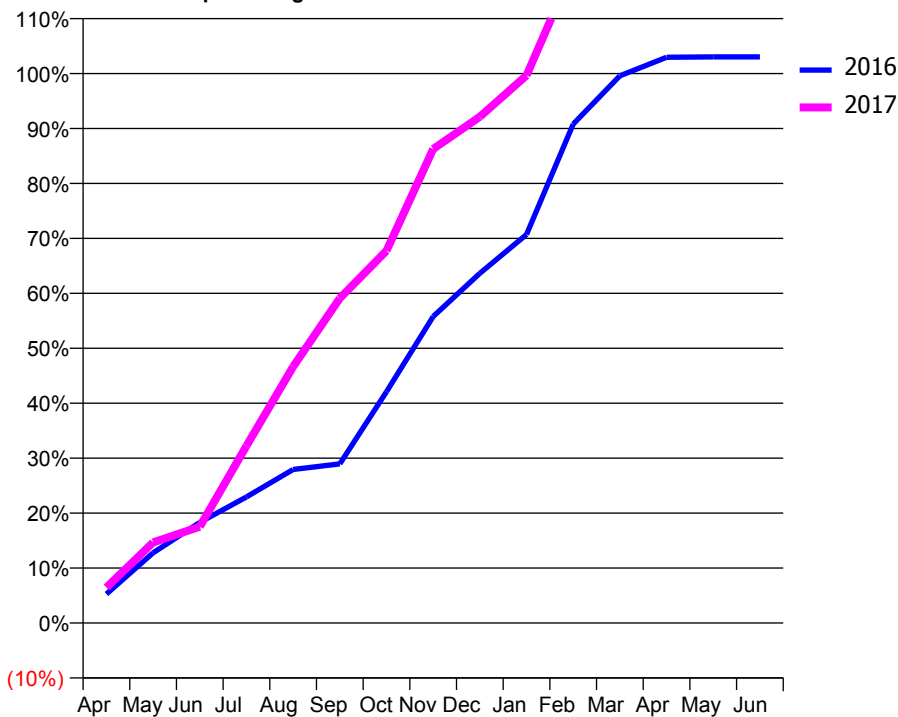
### ACCESS\*

Patients seen in 24 months	Total	Change since previous quarter
Quarter ending March 2016	832	
Quarter ending June 2016	875	↑
Quarter ending September 2016	923	↑
Quarter ending December 2016	954	↑
Quarter ending March 2017	975	↑
<b>Variance since March 2016</b>	<b>17.2%</b>	<b>↑</b>



### ACTIVITY

Cumulative percentage of contracted UDA delivered 2016 & 2017



Adjusted Scheduled Activity (UDA)

Month	2016	2017
April	57	70
May	138	159
June	198	190
July	248	349
August	302	504
September	313	639
October	455	732
November	603	932
December	688	996
January	764	1,077
February	981	1,288
March	1,076	1,484
April	1,113	1,510
May	1,114	1,514
June	1,114	1,517

### QUALITY

	Quantity	Base Number	Contract	AT	Region	England
% of FP17s for the same patient ID Re-attending within 3 months - Children	86	843	10.2%	10.9%	12.0%	12.3%
% of FP17s for the same patient ID Re-attending within 3 months - Adults	99	490	20.2%	15.2%	16.0%	16.7%
% of FP17s for the same patient ID Re-attending between 3 & 9 months - Children	453	843	53.7%	61.3%	58.8%	57.6%
% of FP17s for the same patient ID Re-attending between 3 & 9 months - Adults	209	490	42.7%	54.8%	51.2%	50.1%
% of FP17s for Band 1 Urgent Courses	32	788	4.1%	7.0%	8.0%	9.1%
% of FP17s Relating to Free Repair or Replacements	0	788	0.0%	0.8%	0.8%	0.8%
% of FP17s Relating to Continuations	0	788	0.0%	1.6%	1.2%	1.2%
% of Patients satisfied with the dentistry they have received	1	1	N/A	92.3%	92.7%	92.8%
% of Patients satisfied with the time they had to wait for an appointment	1	1	N/A	88.0%	89.1%	88.7%

\* This is based on patients treated on this contract for their most recent course of treatment. Figures in italics indicate the base number of FP17s or Patient Questionnaire responses are less than 100. N/A is shown where the base number of responses is less than 10 during the period. % is calculated as Quantity/Base number\*100

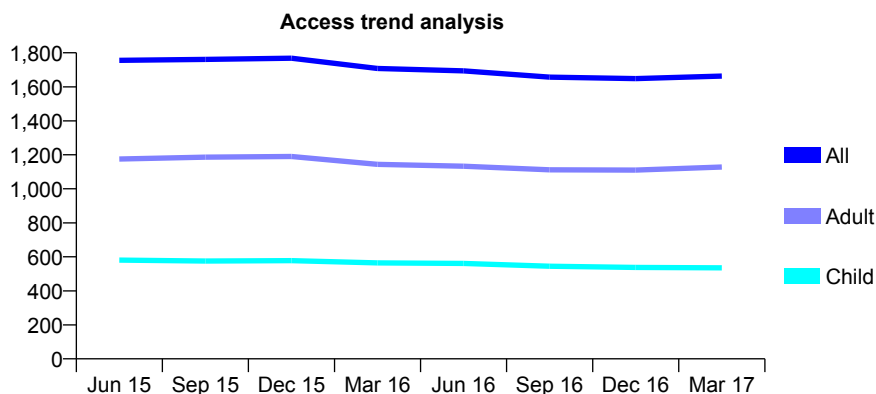
## Q55 - Vital Signs At a Glance Contract Report for 197572/0001 - Year end March 2017

Name or company name	The Buxton Dental Practice
Contract type name	GDS Contract
Purpose of contract	General and Orthodontic
Contract start date	08/11/2012
Contract end date	

16/17 Contracted general activity (UDA)	4,594
Carry forward general activity (UDA)	74
16/17 Contracted orthodontic activity (UOA)	167
Carry forward orthodontic activity (UOA)	0
Baseline contract value	£124,967.50

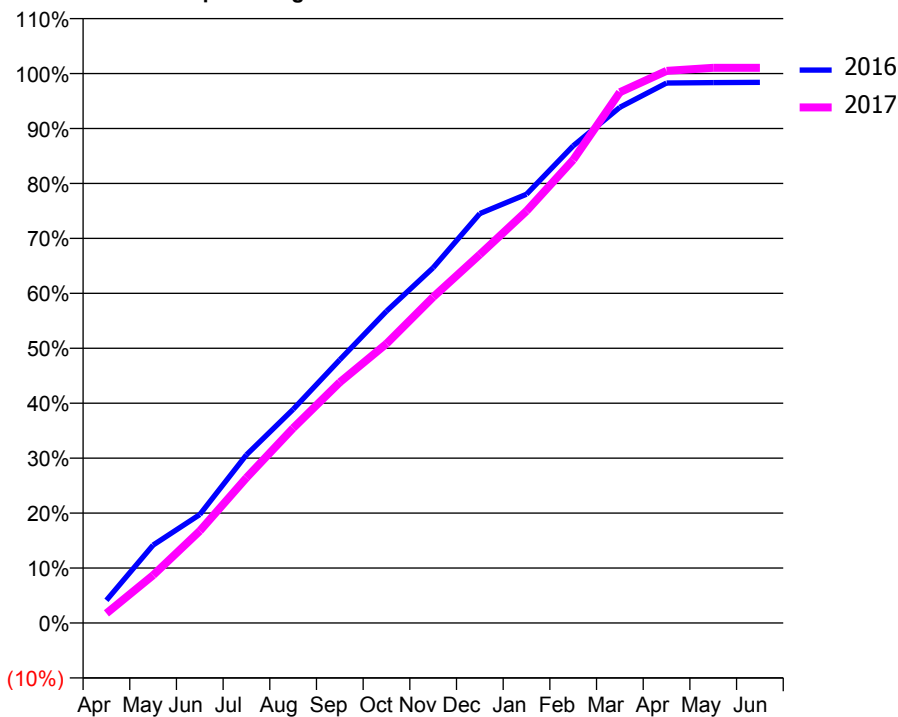
### ACCESS\*

Patients seen in 24 months	Total	Change since previous quarter
Quarter ending March 2016	1,708	
Quarter ending June 2016	1,694	→
Quarter ending September 2016	1,657	↓
Quarter ending December 2016	1,648	→
Quarter ending March 2017	1,663	→
<b>Variance since March 2016</b>	<b>(2.6%)</b>	<b>↓</b>



### ACTIVITY

Cumulative percentage of contracted UDA delivered 2016 & 2017



Month	Adjusted Scheduled Activity (UDA)	
	2016	2017
April	190	81
May	651	399
June	907	770
July	1,407	1,215
August	1,787	1,629
September	2,201	2,012
October	2,607	2,335
November	2,971	2,725
December	3,423	3,081
January	3,584	3,445
February	3,989	3,873
March	4,312	4,437
April	4,514	4,615
May	4,517	4,641
June	4,520	4,641

### QUALITY

	Quantity	Base Number	Contract	AT	Region	England
% of FP17s for the same patient ID Re-attending within 3 months - Children	132	1,014	13.0%	10.9%	12.0%	12.3%
% of FP17s for the same patient ID Re-attending within 3 months - Adults	241	1,644	14.7%	15.2%	16.0%	16.7%
% of FP17s for the same patient ID Re-attending between 3 & 9 months - Children	654	1,014	64.5%	61.3%	58.8%	57.6%
% of FP17s for the same patient ID Re-attending between 3 & 9 months - Adults	955	1,644	58.1%	54.8%	51.2%	50.1%
% of FP17s for Band 1 Urgent Courses	202	2,637	7.7%	7.0%	8.0%	9.1%
% of FP17s Relating to Free Repair or Replacements	6	2,637	0.2%	0.8%	0.8%	0.8%
% of FP17s Relating to Continuations	31	2,637	1.2%	1.6%	1.2%	1.2%
% of Patients satisfied with the dentistry they have received	1	1	N/A	92.3%	92.7%	92.8%
% of Patients satisfied with the time they had to wait for an appointment	1	1	N/A	88.0%	89.1%	88.7%

\* This is based on patients treated on this contract for their most recent course of treatment. Figures in italics indicate the base number of FP17s or Patient Questionnaire responses are less than 100. N/A is shown where the base number of responses is less than 10 during the period. % is calculated as Quantity/Base number\*100

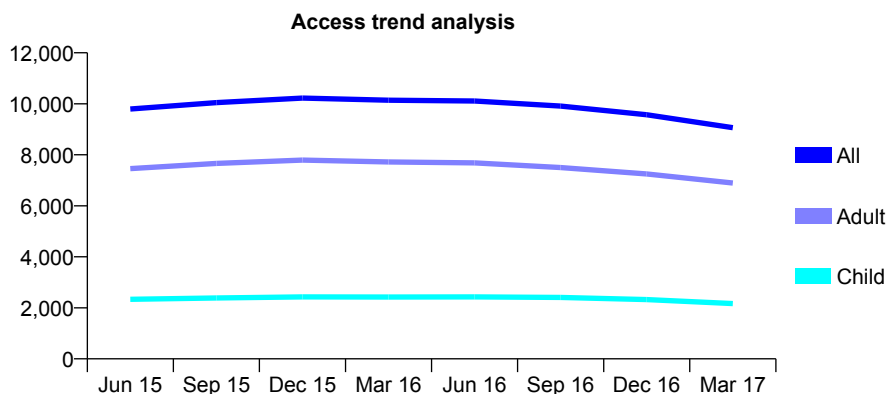
## Q55 - Vital Signs At a Glance Contract Report for 198145/0001 - Year end March 2017

Name or company name	The Manor Surgery Limited
Contract type name	GDS Contract
Purpose of contract	General
Contract start date	01/10/2007
Contract end date	

16/17 Contracted general activity (UDA)	35,010
Carry forward general activity (UDA)	-700
16/17 Contracted orthodontic activity (UOA)	0
Carry forward orthodontic activity (UOA)	0
Baseline contract value	£867,403.35

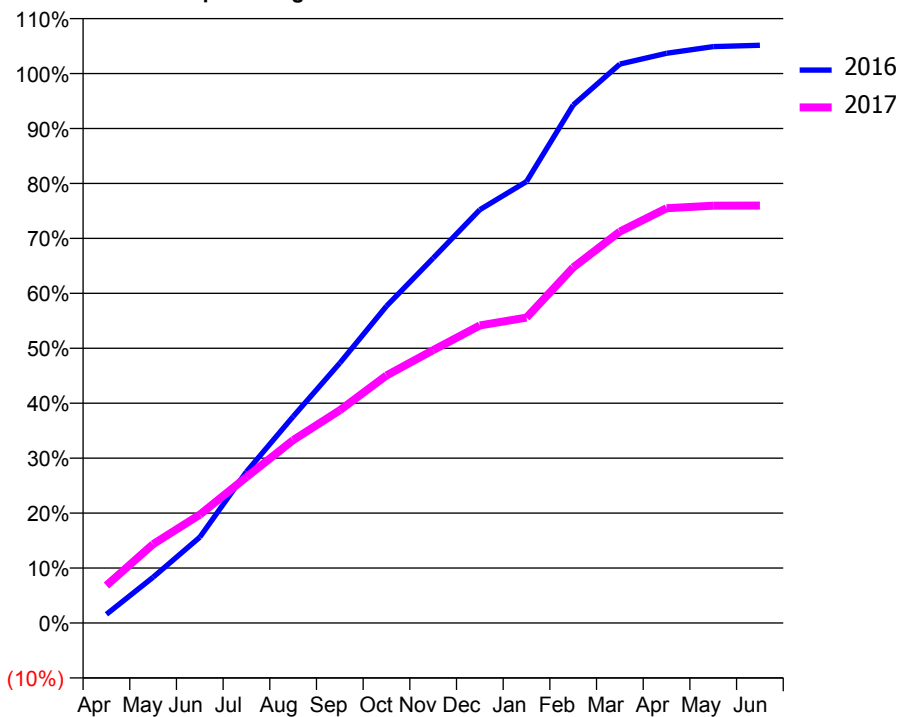
### ACCESS\*

Patients seen in 24 months	Total	Change since previous quarter
Quarter ending March 2016	10,140	
Quarter ending June 2016	10,109	→
Quarter ending September 2016	9,909	↓
Quarter ending December 2016	9,573	↓
Quarter ending March 2017	9,064	↓
<b>Variance since March 2016</b>	<b>(10.6%)</b>	<b>↓</b>



### ACTIVITY

Cumulative percentage of contracted UDA delivered 2016 & 2017



Month	Adjusted Scheduled Activity (UDA)	
	2016	2017
April	554	2,389
May	2,919	5,024
June	5,467	6,906
July	9,639	9,301
August	13,154	11,653
September	16,564	13,554
October	20,189	15,770
November	23,247	17,388
December	26,335	18,961
January	28,127	19,460
February	33,003	22,658
March	35,611	24,942
April	36,302	26,422
May	36,725	26,588
June	36,805	26,597

### QUALITY

	Quantity	Base Number	Contract	AT	Region	England
% of FP17s for the same patient ID Re-attending within 3 months - Children	307	2,812	10.9%	10.9%	12.0%	12.3%
% of FP17s for the same patient ID Re-attending within 3 months - Adults	2,133	9,984	21.4%	15.2%	16.0%	16.7%
% of FP17s for the same patient ID Re-attending between 3 & 9 months - Children	1,712	2,812	60.9%	61.3%	58.8%	57.6%
% of FP17s for the same patient ID Re-attending between 3 & 9 months - Adults	5,636	9,984	56.5%	54.8%	51.2%	50.1%
% of FP17s for Band 1 Urgent Courses	1,361	12,991	10.5%	7.0%	8.0%	9.1%
% of FP17s Relating to Free Repair or Replacements	321	12,991	2.5%	0.8%	0.8%	0.8%
% of FP17s Relating to Continuations	276	12,991	2.1%	1.6%	1.2%	1.2%
% of Patients satisfied with the dentistry they have received	15	15	100.0%	92.3%	92.7%	92.8%
% of Patients satisfied with the time they had to wait for an appointment	13	15	86.7%	88.0%	89.1%	88.7%

\* This is based on patients treated on this contract for their most recent course of treatment. Figures in italics indicate the base number of FP17s or Patient Questionnaire responses are less than 100. N/A is shown where the base number of responses is less than 10 during the period. % is calculated as Quantity/Base number\*100

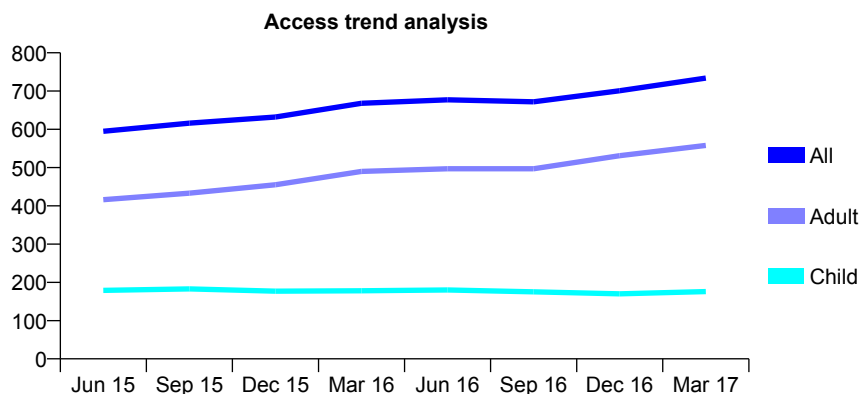
## Q55 - Vital Signs At a Glance Contract Report for 219029/0003 - Year end March 2017

Name or company name	MR A MARSHALL
Contract type name	GDS Contract
Purpose of contract	General
Contract start date	02/03/2009
Contract end date	

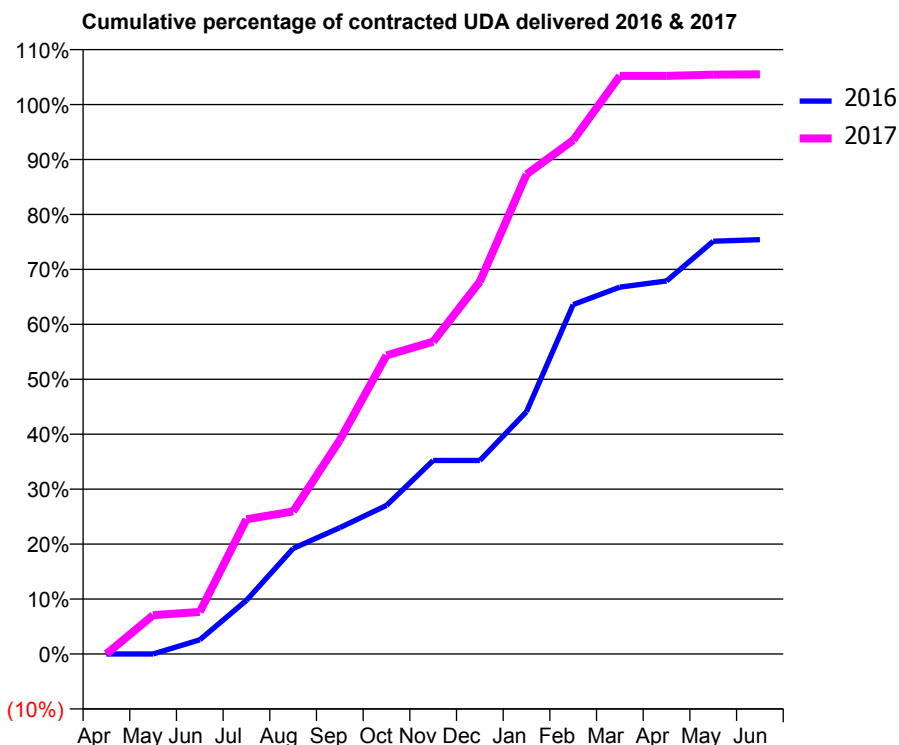
16/17 Contracted general activity (UDA)	1,358
Carry forward general activity (UDA)	0
16/17 Contracted orthodontic activity (UOA)	0
Carry forward orthodontic activity (UOA)	0
Baseline contract value	£34,646.28

### ACCESS\*

Patients seen in 24 months	Total	Change since previous quarter
Quarter ending March 2016	668	
Quarter ending June 2016	677	→
Quarter ending September 2016	672	→
Quarter ending December 2016	701	↑
Quarter ending March 2017	734	↑
<b>Variance since March 2016</b>	9.9%	↑



### ACTIVITY



Month	Adjusted Scheduled Activity (UDA)	
	2016	2017
April	0	0
May	0	96
June	44	104
July	166	333
August	326	352
September	390	529
October	459	738
November	598	772
December	598	920
January	749	1,186
February	1,080	1,270
March	1,134	1,429
April	1,153	1,429
May	1,276	1,432
June	1,281	1,433

### QUALITY

	Quantity	Base Number	Contract	AT	Region	England
% of FP17s for the same patient ID Re-attending within 3 months - Children	5	248	2.0%	10.9%	12.0%	12.3%
% of FP17s for the same patient ID Re-attending within 3 months - Adults	28	522	5.4%	15.2%	16.0%	16.7%
% of FP17s for the same patient ID Re-attending between 3 & 9 months - Children	129	248	52.0%	61.3%	58.8%	57.6%
% of FP17s for the same patient ID Re-attending between 3 & 9 months - Adults	179	522	34.3%	54.8%	51.2%	50.1%
% of FP17s for Band 1 Urgent Courses	9	698	1.3%	7.0%	8.0%	9.1%
% of FP17s Relating to Free Repair or Replacements	0	698	0.0%	0.8%	0.8%	0.8%
% of FP17s Relating to Continuations	0	698	0.0%	1.6%	1.2%	1.2%
% of Patients satisfied with the dentistry they have received	1	1	N/A	92.3%	92.7%	92.8%
% of Patients satisfied with the time they had to wait for an appointment	0	1	N/A	88.0%	89.1%	88.7%

\* This is based on patients treated on this contract for their most recent course of treatment. Figures in italics indicate the base number of FP17s or Patient Questionnaire responses are less than 100. N/A is shown where the base number of responses is less than 10 during the period. % is calculated as Quantity/Base number\*100

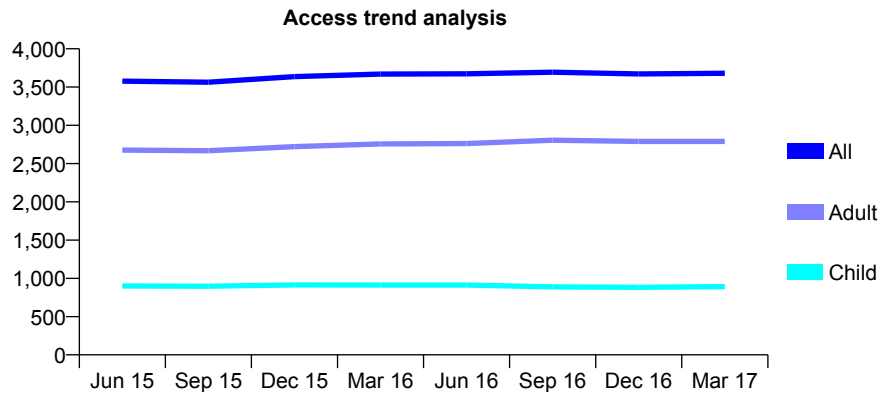
## Q55 - Vital Signs At a Glance Contract Report for 219592/0001 - Year end March 2017

Name or company name	MR M AFZAL
Contract type name	GDS Contract
Purpose of contract	General
Contract start date	01/04/2006
Contract end date	

16/17 Contracted general activity (UDA)	11,677
Carry forward general activity (UDA)	49
16/17 Contracted orthodontic activity (UOA)	0
Carry forward orthodontic activity (UOA)	0
Baseline contract value	£249,571.24

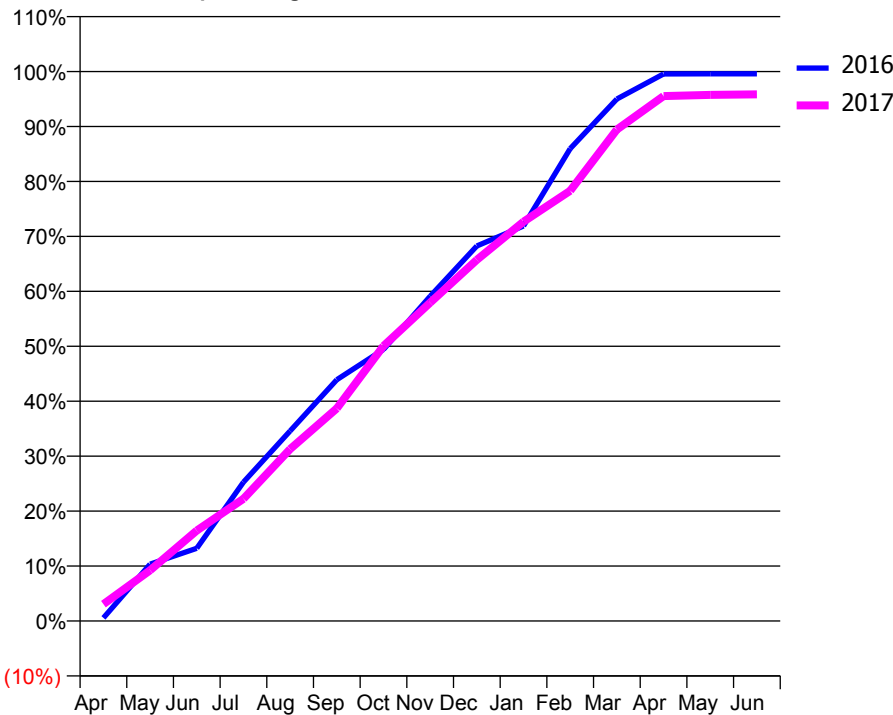
### ACCESS\*

Patients seen in 24 months	Total	Change since previous quarter
Quarter ending March 2016	3,669	
Quarter ending June 2016	3,673	→
Quarter ending September 2016	3,694	→
Quarter ending December 2016	3,672	→
Quarter ending March 2017	3,681	→
<b>Variance since March 2016</b>	<b>0.3%</b>	<b>→</b>



### ACTIVITY

Cumulative percentage of contracted UDA delivered 2016 & 2017



Month	Adjusted Scheduled Activity (UDA)	
	2016	2017
April	67	358
May	1,209	1,077
June	1,546	1,924
July	2,951	2,598
August	4,039	3,653
September	5,126	4,517
October	5,771	5,845
November	6,902	6,765
December	7,969	7,676
January	8,395	8,485
February	10,038	9,142
March	11,092	10,445
April	11,625	11,155
May	11,628	11,179
June	11,628	11,191

### QUALITY

	Quantity	Base Number	Contract	AT	Region	England
% of FP17s for the same patient ID Re-attending within 3 months - Children	75	1,073	7.0%	10.9%	12.0%	12.3%
% of FP17s for the same patient ID Re-attending within 3 months - Adults	386	3,142	12.3%	15.2%	16.0%	16.7%
% of FP17s for the same patient ID Re-attending between 3 & 9 months - Children	517	1,073	48.2%	61.3%	58.8%	57.6%
% of FP17s for the same patient ID Re-attending between 3 & 9 months - Adults	1,364	3,142	43.4%	54.8%	51.2%	50.1%
% of FP17s for Band 1 Urgent Courses	145	4,219	3.4%	7.0%	8.0%	9.1%
% of FP17s Relating to Free Repair or Replacements	29	4,219	0.7%	0.8%	0.8%	0.8%
% of FP17s Relating to Continuations	136	4,219	3.2%	1.6%	1.2%	1.2%
% of Patients satisfied with the dentistry they have received	3	5	N/A	92.3%	92.7%	92.8%
% of Patients satisfied with the time they had to wait for an appointment	4	5	N/A	88.0%	89.1%	88.7%

\* This is based on patients treated on this contract for their most recent course of treatment. Figures in italics indicate the base number of FP17s or Patient Questionnaire responses are less than 100. N/A is shown where the base number of responses is less than 10 during the period. % is calculated as Quantity/Base number\*100



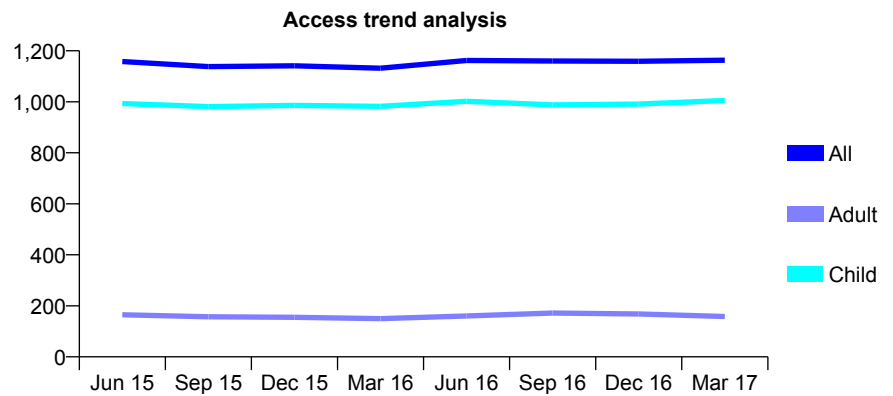
## Q55 - Vital Signs At a Glance Contract Report for 222712/0001 - Year end March 2017

Name or company name	MR CM KIRKPATRICK
Contract type name	GDS Contract
Purpose of contract	General
Contract start date	01/04/2006
Contract end date	

16/17 Contracted general activity (UDA)	3,289
Carry forward general activity (UDA)	0
16/17 Contracted orthodontic activity (UOA)	0
Carry forward orthodontic activity (UOA)	0
Baseline contract value	£82,037.09

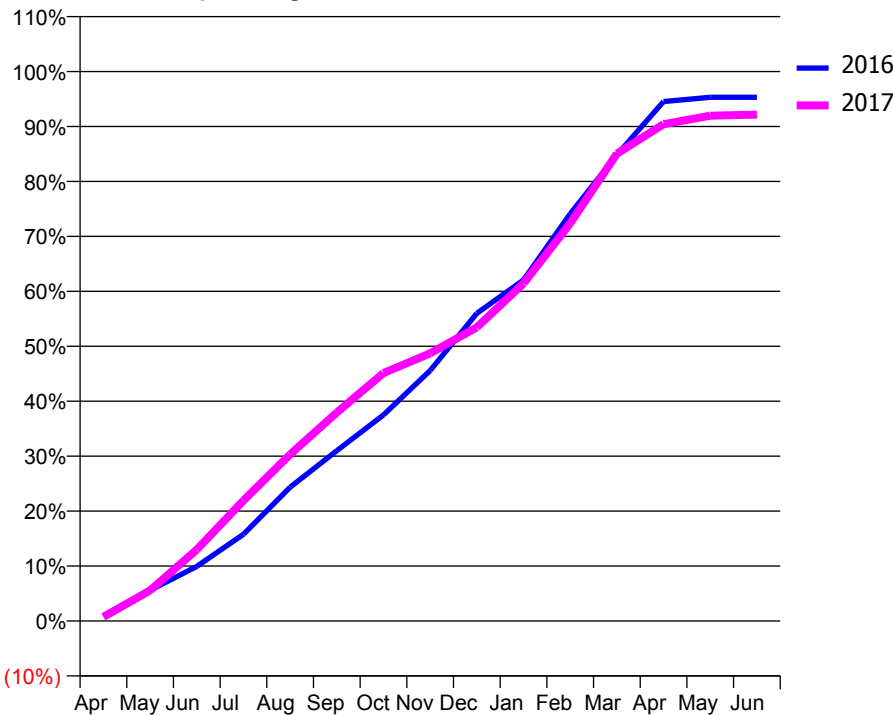
### ACCESS\*

Patients seen in 24 months	Total	Change since previous quarter
Quarter ending March 2016	1,132	
Quarter ending June 2016	1,162	↑
Quarter ending September 2016	1,160	→
Quarter ending December 2016	1,159	→
Quarter ending March 2017	1,163	→
<b>Variance since March 2016</b>	<b>2.7%</b>	<b>↑</b>



### ACTIVITY

Cumulative percentage of contracted UDA delivered 2016 & 2017



Month	Adjusted Scheduled Activity (UDA)	
	2016	2017
April	32	24
May	184	183
June	327	427
July	519	721
August	801	998
September	1,020	1,248
October	1,233	1,484
November	1,500	1,602
December	1,842	1,758
January	2,042	2,021
February	2,437	2,380
March	2,790	2,797
April	3,109	2,974
May	3,135	3,025
June	3,135	3,031

### QUALITY

	Quantity	Base Number	Contract	AT	Region	England
% of FP17s for the same patient ID Re-attending within 3 months - Children	198	1,942	10.2%	10.9%	12.0%	12.3%
% of FP17s for the same patient ID Re-attending within 3 months - Adults	8	101	7.9%	15.2%	16.0%	16.7%
% of FP17s for the same patient ID Re-attending between 3 & 9 months - Children	1,347	1,942	69.4%	61.3%	58.8%	57.6%
% of FP17s for the same patient ID Re-attending between 3 & 9 months - Adults	62	101	61.4%	54.8%	51.2%	50.1%
% of FP17s for Band 1 Urgent Courses	59	1,968	3.0%	7.0%	8.0%	9.1%
% of FP17s Relating to Free Repair or Replacements	0	1,968	0.0%	0.8%	0.8%	0.8%
% of FP17s Relating to Continuations	38	1,968	1.9%	1.6%	1.2%	1.2%
% of Patients satisfied with the dentistry they have received	1	1	N/A	92.3%	92.7%	92.8%
% of Patients satisfied with the time they had to wait for an appointment	0	1	N/A	88.0%	89.1%	88.7%

\* This is based on patients treated on this contract for their most recent course of treatment. Figures in italics indicate the base number of FP17s or Patient Questionnaire responses are less than 100. N/A is shown where the base number of responses is less than 10 during the period. % is calculated as Quantity/Base number\*100

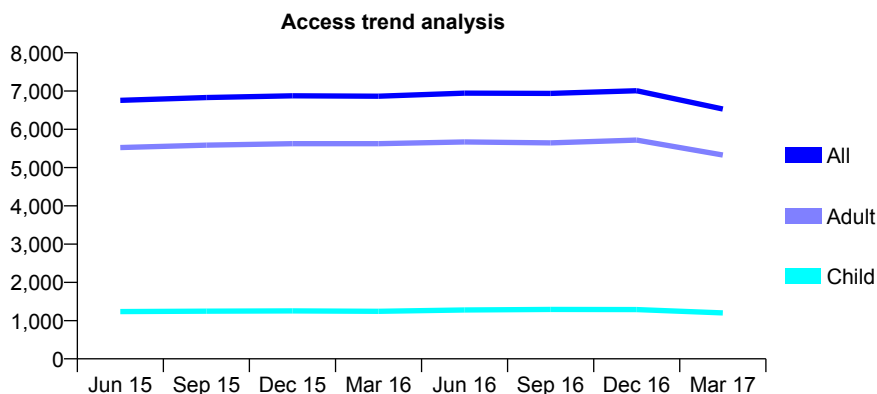
## Q55 - Vital Signs At a Glance Contract Report for 222909/0001 - Year end March 2017

Name or company name	MR S POWNALL
Contract type name	GDS Contract
Purpose of contract	General
Contract start date	01/04/2006
Contract end date	28/02/2017

16/17 Contracted general activity (UDA)	16,340
Carry forward general activity (UDA)	57
16/17 Contracted orthodontic activity (UOA)	0
Carry forward orthodontic activity (UOA)	0
Baseline contract value	£358,764.73

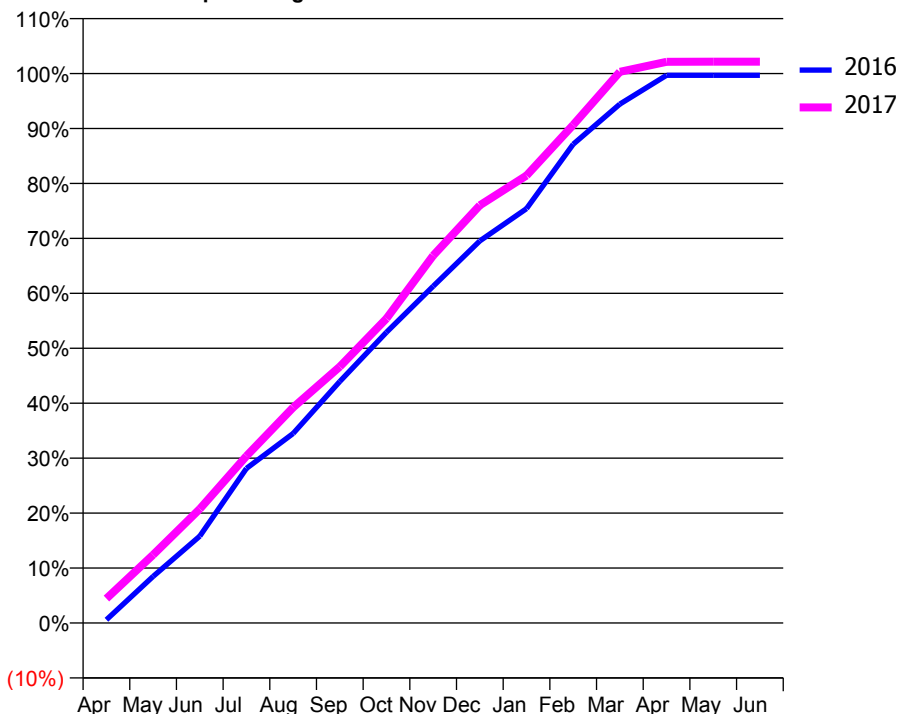
### ACCESS\*

Patients seen in 24 months	Total	Change since previous quarter
Quarter ending March 2016	6,867	
Quarter ending June 2016	6,947	→
Quarter ending September 2016	6,938	→
Quarter ending December 2016	7,007	→
Quarter ending March 2017	6,530	↓
<b>Variance since March 2016</b>	<b>(4.9%)</b>	<b>↓</b>



### ACTIVITY

Cumulative percentage of contracted UDA delivered 2016 & 2017



Adjusted Scheduled Activity (UDA)

Month	2016	2017
April	107	726
May	1,511	2,028
June	2,816	3,391
July	5,014	4,967
August	6,147	6,408
September	7,836	7,621
October	9,430	9,053
November	10,925	10,925
December	12,393	12,420
January	13,440	13,305
February	15,531	14,810
March	16,834	16,390
April	17,765	16,687
May	17,769	16,692
June	17,768	16,692

### QUALITY

	Quantity	Base Number	Contract	AT	Region	England
% of FP17s for the same patient ID Re-attending within 3 months - Children	68	1,756	3.9%	10.9%	12.0%	12.3%
% of FP17s for the same patient ID Re-attending within 3 months - Adults	1,010	7,529	13.4%	15.2%	16.0%	16.7%
% of FP17s for the same patient ID Re-attending between 3 & 9 months - Children	992	1,756	56.5%	61.3%	58.8%	57.6%
% of FP17s for the same patient ID Re-attending between 3 & 9 months - Adults	3,676	7,529	48.8%	54.8%	51.2%	50.1%
% of FP17s for Band 1 Urgent Courses	347	8,908	3.9%	7.0%	8.0%	9.1%
% of FP17s Relating to Free Repair or Replacements	49	8,908	0.6%	0.8%	0.8%	0.8%
% of FP17s Relating to Continuations	63	8,908	0.7%	1.6%	1.2%	1.2%
% of Patients satisfied with the dentistry they have received	13	13	100.0%	92.3%	92.7%	92.8%
% of Patients satisfied with the time they had to wait for an appointment	12	13	92.3%	88.0%	89.1%	88.7%

\* This is based on patients treated on this contract for their most recent course of treatment. Figures in italics indicate the base number of FP17s or Patient Questionnaire responses are less than 100. N/A is shown where the base number of responses is less than 10 during the period. % is calculated as Quantity/Base number\*100

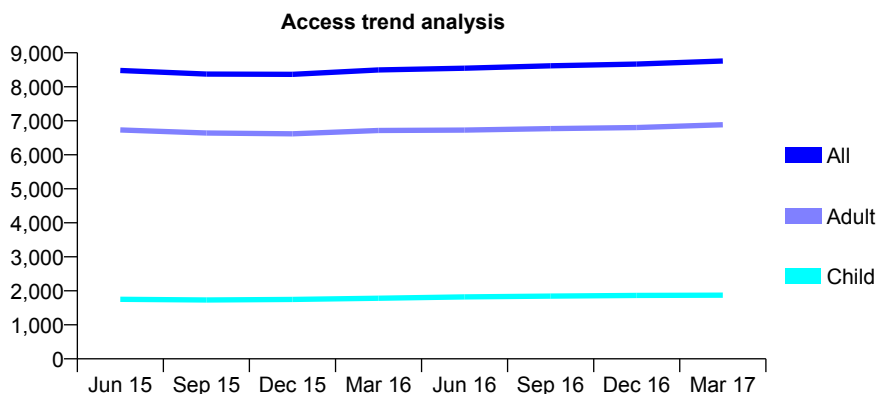
## Q55 - Vital Signs At a Glance Contract Report for 231436/0002 - Year end March 2017

Name or company name	MR JP GALE
Contract type name	GDS Contract
Purpose of contract	General
Contract start date	01/04/2006
Contract end date	

16/17 Contracted general activity (UDA)	22,288
Carry forward general activity (UDA)	-70
16/17 Contracted orthodontic activity (UOA)	0
Carry forward orthodontic activity (UOA)	0
Baseline contract value	£516,231.12

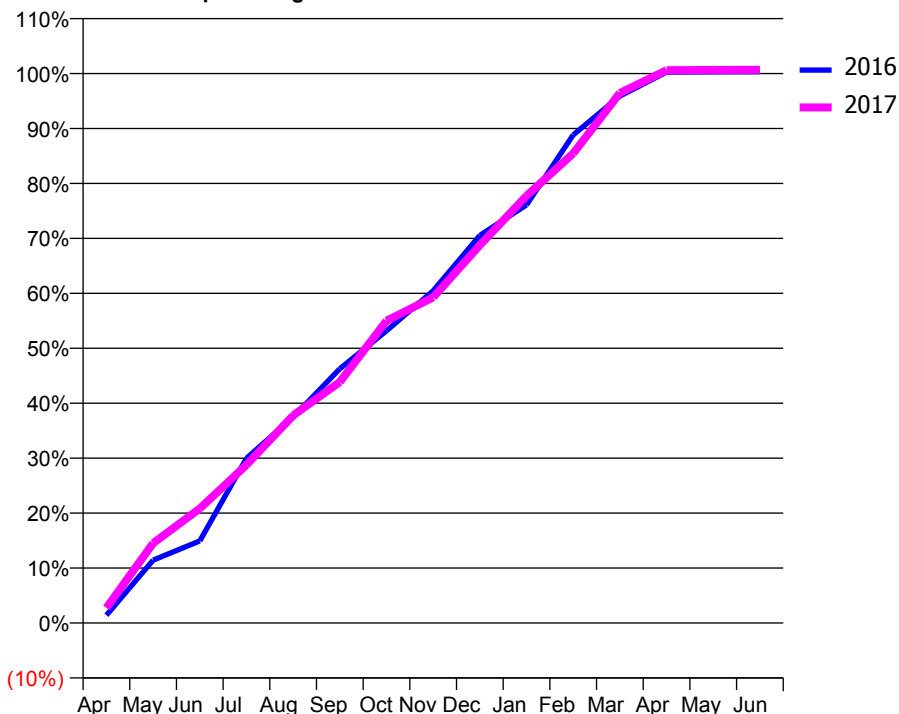
### ACCESS\*

Patients seen in 24 months	Total	Change since previous quarter
Quarter ending March 2016	8,496	
Quarter ending June 2016	8,547	→
Quarter ending September 2016	8,616	→
Quarter ending December 2016	8,668	→
Quarter ending March 2017	8,757	→
<b>Variance since March 2016</b>	<b>3.1%</b>	<b>↑</b>



### ACTIVITY

Cumulative percentage of contracted UDA delivered 2016 & 2017



Month	Adjusted Scheduled Activity (UDA)	
	2016	2017
April	310	613
May	2,500	3,238
June	3,260	4,643
July	6,544	6,410
August	8,181	8,417
September	10,098	9,776
October	11,609	12,256
November	13,197	13,211
December	15,396	15,324
January	16,609	17,324
February	19,389	19,049
March	20,933	21,498
April	21,887	22,420
May	21,898	22,430
June	21,899	22,435

### QUALITY

	Quantity	Base Number	Contract	AT	Region	England
% of FP17s for the same patient ID Re-attending within 3 months - Children	122	3,143	3.9%	10.9%	12.0%	12.3%
% of FP17s for the same patient ID Re-attending within 3 months - Adults	1,479	11,411	13.0%	15.2%	16.0%	16.7%
% of FP17s for the same patient ID Re-attending between 3 & 9 months - Children	2,152	3,143	68.5%	61.3%	58.8%	57.6%
% of FP17s for the same patient ID Re-attending between 3 & 9 months - Adults	7,360	11,411	64.5%	54.8%	51.2%	50.1%
% of FP17s for Band 1 Urgent Courses	421	14,439	2.9%	7.0%	8.0%	9.1%
% of FP17s Relating to Free Repair or Replacements	232	14,439	1.6%	0.8%	0.8%	0.8%
% of FP17s Relating to Continuations	163	14,439	1.1%	1.6%	1.2%	1.2%
% of Patients satisfied with the dentistry they have received	17	17	100.0%	92.3%	92.7%	92.8%
% of Patients satisfied with the time they had to wait for an appointment	17	17	100.0%	88.0%	89.1%	88.7%

\* This is based on patients treated on this contract for their most recent course of treatment. Figures in italics indicate the base number of FP17s or Patient Questionnaire responses are less than 100. N/A is shown where the base number of responses is less than 10 during the period. % is calculated as Quantity/Base number\*100

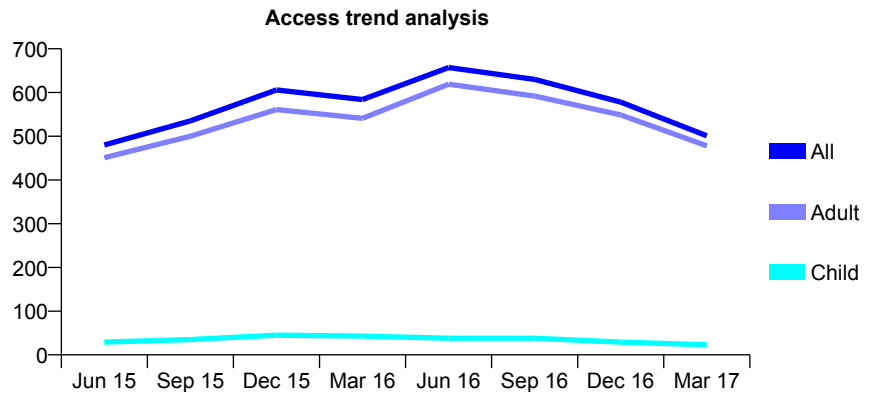
## Q55 - Vital Signs At a Glance Contract Report for 231436/0003 - Year end March 2017

Name or company name	MR JP GALE
Contract type name	GDS Contract
Purpose of contract	General
Contract start date	01/07/2008
Contract end date	

16/17 Contracted general activity (UDA)	2,150
Carry forward general activity (UDA)	-43
16/17 Contracted orthodontic activity (UOA)	0
Carry forward orthodontic activity (UOA)	0
Baseline contract value	£80,874.39

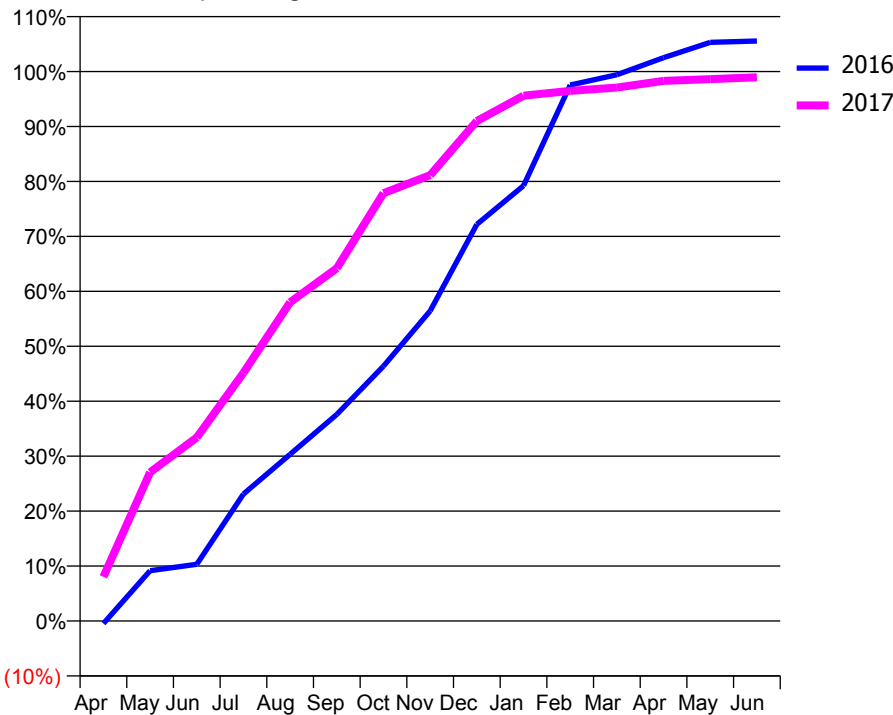
### ACCESS\*

Patients seen in 24 months	Total	Change since previous quarter
Quarter ending March 2016	584	
Quarter ending June 2016	657	↑
Quarter ending September 2016	630	↓
Quarter ending December 2016	578	↓
Quarter ending March 2017	501	↓
<b>Variance since March 2016</b>	<b>(14.2%)</b>	<b>↓</b>



### ACTIVITY

Cumulative percentage of contracted UDA delivered 2016 & 2017



Month	Adjusted Scheduled Activity (UDA)	
	2016	2017
April	-10	173
May	197	582
June	222	718
July	497	971
August	652	1,247
September	808	1,380
October	997	1,674
November	1,213	1,744
December	1,552	1,956
January	1,703	2,055
February	2,097	2,074
March	2,137	2,087
April	2,204	2,113
May	2,264	2,120
June	2,269	2,127

### QUALITY

	Quantity	Base Number	Contract	AT	Region	England
% of FP17s for the same patient ID Re-attending within 3 months - Children	1	39	2.6%	10.9%	12.0%	12.3%
% of FP17s for the same patient ID Re-attending within 3 months - Adults	23	555	4.1%	15.2%	16.0%	16.7%
% of FP17s for the same patient ID Re-attending between 3 & 9 months - Children	0	39	0.0%	61.3%	58.8%	57.6%
% of FP17s for the same patient ID Re-attending between 3 & 9 months - Adults	20	555	3.6%	54.8%	51.2%	50.1%
% of FP17s for Band 1 Urgent Courses	1	579	0.2%	7.0%	8.0%	9.1%
% of FP17s Relating to Free Repair or Replacements	5	579	0.9%	0.8%	0.8%	0.8%
% of FP17s Relating to Continuations	10	579	1.7%	1.6%	1.2%	1.2%
% of Patients satisfied with the dentistry they have received	3	3	N/A	92.3%	92.7%	92.8%
% of Patients satisfied with the time they had to wait for an appointment	3	3	N/A	88.0%	89.1%	88.7%

\* This is based on patients treated on this contract for their most recent course of treatment. Figures in italics indicate the base number of FP17s or Patient Questionnaire responses are less than 100. N/A is shown where the base number of responses is less than 10 during the period. % is calculated as Quantity/Base number\*100

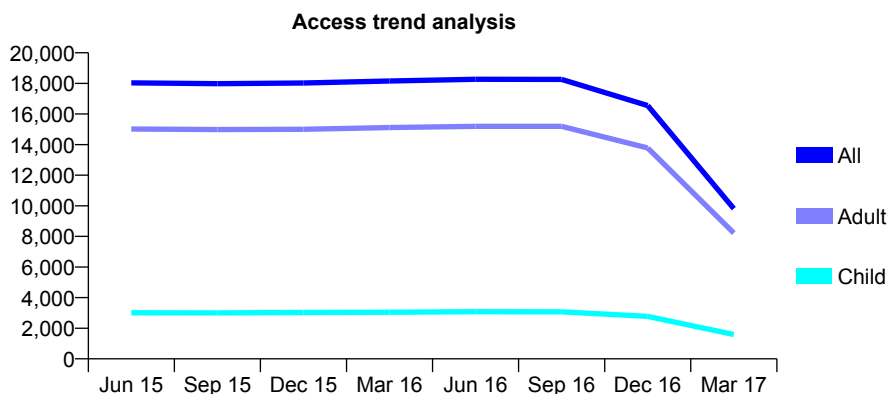
## Q55 - Vital Signs At a Glance Contract Report for 242098/0001 - Year end March 2017

Name or company name	AJ Moore & Associates
Contract type name	GDS Contract
Purpose of contract	General
Contract start date	01/04/2006
Contract end date	30/11/2016

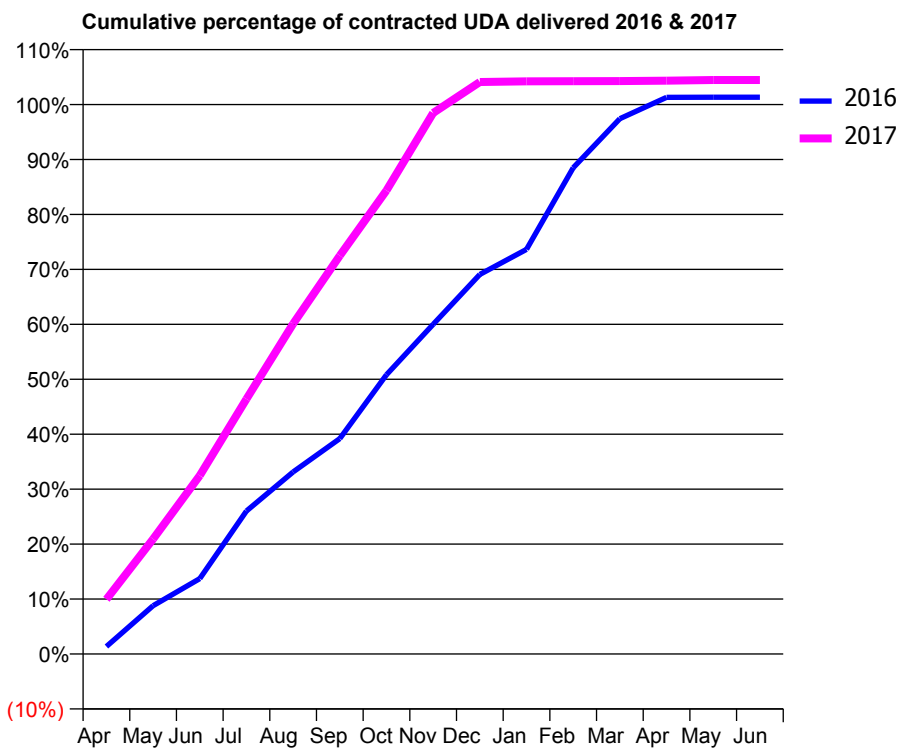
16/17 Contracted general activity (UDA)	37,858
Carry forward general activity (UDA)	-882
16/17 Contracted orthodontic activity (UOA)	0
Carry forward orthodontic activity (UOA)	0
Baseline contract value	£885,767.36

### ACCESS\*

Patients seen in 24 months	Total	Change since previous quarter
Quarter ending March 2016	18,160	
Quarter ending June 2016	18,267	→
Quarter ending September 2016	18,265	→
Quarter ending December 2016	16,552	↓
Quarter ending March 2017	9,814	↓
<b>Variance since March 2016</b>	<b>(46.0%)</b>	<b>↓</b>



### ACTIVITY



Month	Adjusted Scheduled Activity (UDA)	
	2016	2017
April	777	3,767
May	4,992	7,925
June	7,796	12,296
July	14,775	17,569
August	18,819	22,748
September	22,267	27,442
October	28,858	31,938
November	34,066	37,279
December	39,219	39,410
January	41,816	39,457
February	50,254	39,466
March	55,324	39,474
April	57,520	39,501
May	57,534	39,543
June	57,546	39,548

### QUALITY

	Quantity	Base Number	Contract	AT	Region	England
% of FP17s for the same patient ID Re-attending within 3 months - Children	231	3,534	6.5%	10.9%	12.0%	12.3%
% of FP17s for the same patient ID Re-attending within 3 months - Adults	2,661	17,628	15.1%	15.2%	16.0%	16.7%
% of FP17s for the same patient ID Re-attending between 3 & 9 months - Children	2,288	3,534	64.7%	61.3%	58.8%	57.6%
% of FP17s for the same patient ID Re-attending between 3 & 9 months - Adults	11,321	17,628	64.2%	54.8%	51.2%	50.1%
% of FP17s for Band 1 Urgent Courses	981	19,604	5.0%	7.0%	8.0%	9.1%
% of FP17s Relating to Free Repair or Replacements	406	19,604	2.1%	0.8%	0.8%	0.8%
% of FP17s Relating to Continuations	319	19,604	1.6%	1.6%	1.2%	1.2%
% of Patients satisfied with the dentistry they have received	39	40	97.5%	92.3%	92.7%	92.8%
% of Patients satisfied with the time they had to wait for an appointment	37	40	92.5%	88.0%	89.1%	88.7%

\* This is based on patients treated on this contract for their most recent course of treatment. Figures in italics indicate the base number of FP17s or Patient Questionnaire responses are less than 100. N/A is shown where the base number of responses is less than 10 during the period. % is calculated as Quantity/Base number\*100

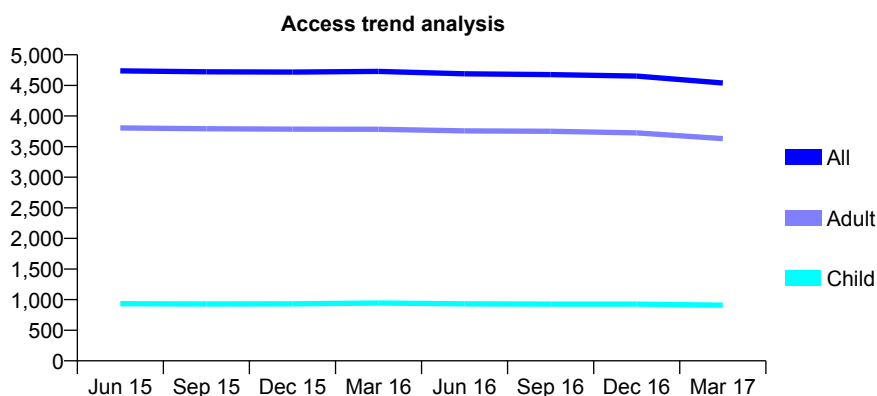
## Q55 - Vital Signs At a Glance Contract Report for 244007/0001 - Year end March 2017

Name or company name	MR DK JAIRATH
Contract type name	GDS Contract
Purpose of contract	General
Contract start date	01/04/2006
Contract end date	

16/17 Contracted general activity (UDA)	12,965
Carry forward general activity (UDA)	0
16/17 Contracted orthodontic activity (UOA)	0
Carry forward orthodontic activity (UOA)	0
Baseline contract value	£276,492.27

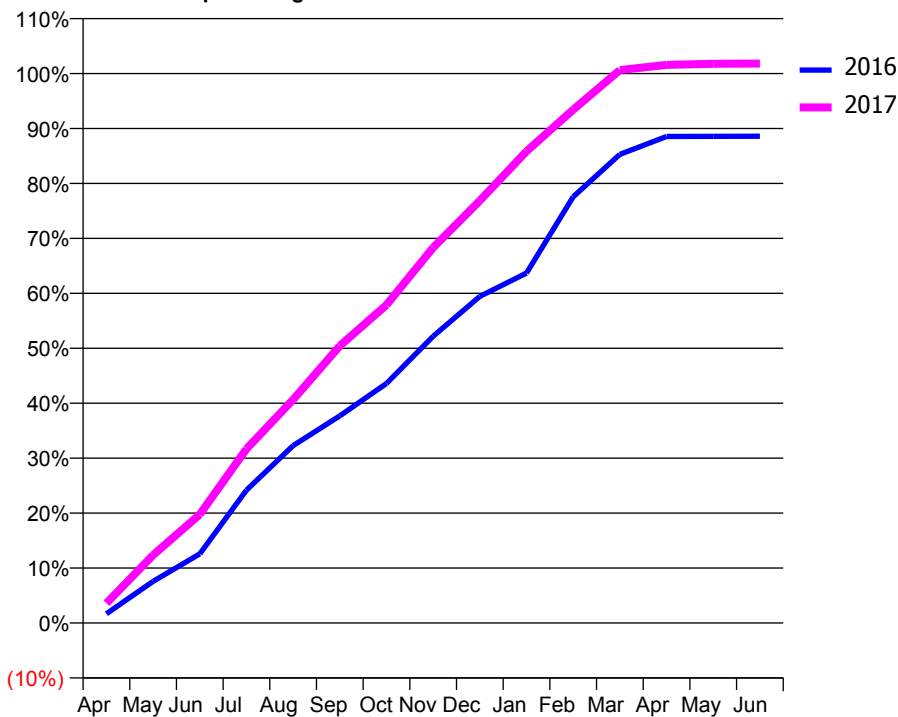
### ACCESS\*

Patients seen in 24 months	Total	Change since previous quarter
Quarter ending March 2016	4,728	
Quarter ending June 2016	4,689	→
Quarter ending September 2016	4,677	→
Quarter ending December 2016	4,653	→
Quarter ending March 2017	4,540	↓
<b>Variance since March 2016</b>	<b>(4.0%)</b>	<b>↓</b>



### ACTIVITY

Cumulative percentage of contracted UDA delivered 2016 & 2017



Month	Adjusted Scheduled Activity (UDA)	
	2016	2017
April	274	466
May	1,227	1,602
June	2,040	2,562
July	3,917	4,106
August	5,231	5,272
September	6,106	6,539
October	7,061	7,505
November	8,455	8,857
December	9,628	9,967
January	10,317	11,131
February	12,568	12,111
March	13,818	13,046
April	14,345	13,168
May	14,349	13,192
June	14,351	13,199

### QUALITY

	Quantity	Base Number	Contract	AT	Region	England
% of FP17s for the same patient ID Re-attending within 3 months - Children	142	1,677	8.5%	10.9%	12.0%	12.3%
% of FP17s for the same patient ID Re-attending within 3 months - Adults	671	5,793	11.6%	15.2%	16.0%	16.7%
% of FP17s for the same patient ID Re-attending between 3 & 9 months - Children	1,210	1,677	72.2%	61.3%	58.8%	57.6%
% of FP17s for the same patient ID Re-attending between 3 & 9 months - Adults	4,066	5,793	70.2%	54.8%	51.2%	50.1%
% of FP17s for Band 1 Urgent Courses	436	7,275	6.0%	7.0%	8.0%	9.1%
% of FP17s Relating to Free Repair or Replacements	56	7,275	0.8%	0.8%	0.8%	0.8%
% of FP17s Relating to Continuations	35	7,275	0.5%	1.6%	1.2%	1.2%
% of Patients satisfied with the dentistry they have received	6	6	N/A	92.3%	92.7%	92.8%
% of Patients satisfied with the time they had to wait for an appointment	6	6	N/A	88.0%	89.1%	88.7%

\* This is based on patients treated on this contract for their most recent course of treatment. Figures in italics indicate the base number of FP17s or Patient Questionnaire responses are less than 100. N/A is shown where the base number of responses is less than 10 during the period. % is calculated as Quantity/Base number\*100

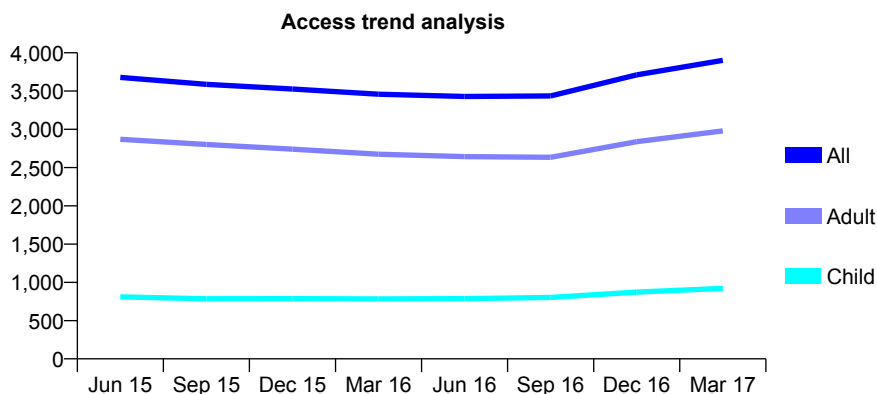
## Q55 - Vital Signs At a Glance Contract Report for 245410/0001 - Year end March 2017

Name or company name	MR AK CHAND
Contract type name	GDS Contract
Purpose of contract	General
Contract start date	01/04/2006
Contract end date	

16/17 Contracted general activity (UDA)	10,120
Carry forward general activity (UDA)	0
16/17 Contracted orthodontic activity (UOA)	0
Carry forward orthodontic activity (UOA)	0
Baseline contract value	£247,655.79

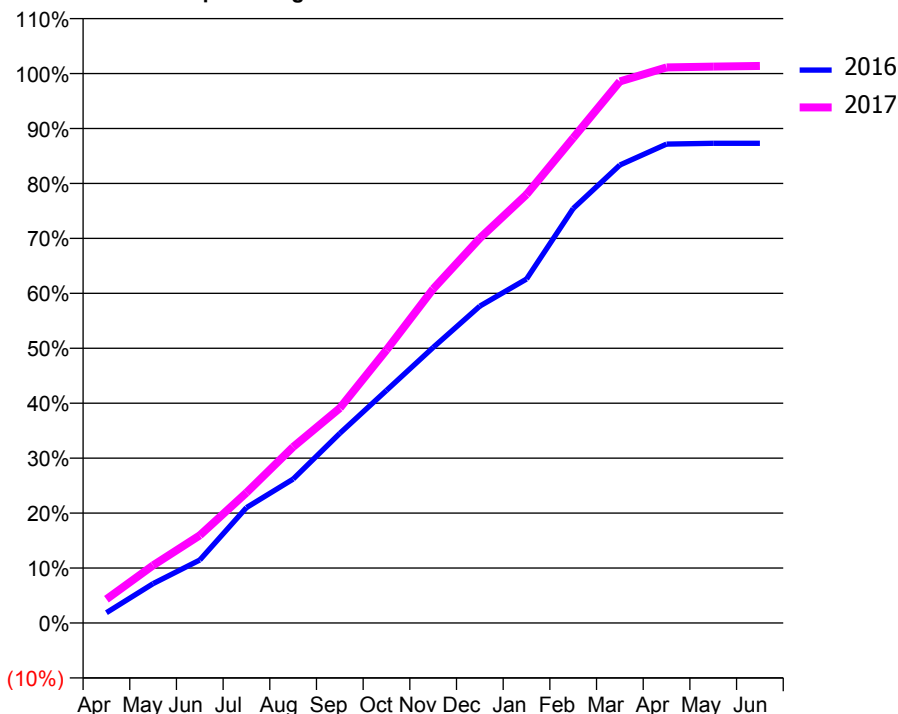
### ACCESS\*

Patients seen in 24 months	Total	Change since previous quarter
Quarter ending March 2016	3,458	
Quarter ending June 2016	3,430	→
Quarter ending September 2016	3,436	→
Quarter ending December 2016	3,711	↑
Quarter ending March 2017	3,901	↑
<b>Variance since March 2016</b>	<b>12.8%</b>	<b>↑</b>



### ACTIVITY

Cumulative percentage of contracted UDA delivered 2016 & 2017



Adjusted Scheduled Activity (UDA)

Month	2016	2017
April	190	437
May	726	1,063
June	1,159	1,616
July	2,127	2,399
August	2,652	3,244
September	3,494	3,957
October	4,285	5,029
November	5,076	6,154
December	5,837	7,085
January	6,335	7,891
February	7,635	8,933
March	8,435	9,975
April	8,821	10,233
May	8,835	10,247
June	8,835	10,259

### QUALITY

	Quantity	Base Number	Contract	AT	Region	England
% of FP17s for the same patient ID Re-attending within 3 months - Children	71	1,555	4.6%	10.9%	12.0%	12.3%
% of FP17s for the same patient ID Re-attending within 3 months - Adults	640	5,699	11.2%	15.2%	16.0%	16.7%
% of FP17s for the same patient ID Re-attending between 3 & 9 months - Children	1,060	1,555	68.2%	61.3%	58.8%	57.6%
% of FP17s for the same patient ID Re-attending between 3 & 9 months - Adults	3,989	5,699	70.0%	54.8%	51.2%	50.1%
% of FP17s for Band 1 Urgent Courses	255	6,410	4.0%	7.0%	8.0%	9.1%
% of FP17s Relating to Free Repair or Replacements	75	6,410	1.2%	0.8%	0.8%	0.8%
% of FP17s Relating to Continuations	45	6,410	0.7%	1.6%	1.2%	1.2%
% of Patients satisfied with the dentistry they have received	19	20	95.0%	92.3%	92.7%	92.8%
% of Patients satisfied with the time they had to wait for an appointment	19	20	95.0%	88.0%	89.1%	88.7%

\* This is based on patients treated on this contract for their most recent course of treatment. Figures in italics indicate the base number of FP17s or Patient Questionnaire responses are less than 100. N/A is shown where the base number of responses is less than 10 during the period. % is calculated as Quantity/Base number\*100



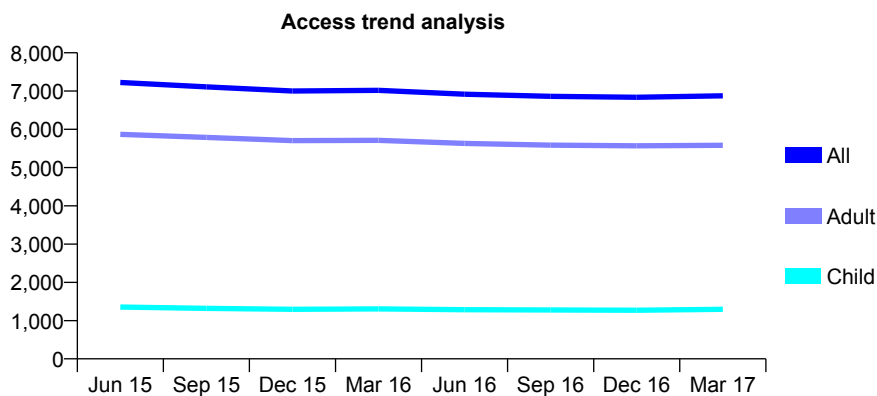
## Q55 - Vital Signs At a Glance Contract Report for 256595/0001 - Year end March 2017

Name or company name	MISS NL STEVENS
Contract type name	GDS Contract
Purpose of contract	General
Contract start date	26/11/2009
Contract end date	

16/17 Contracted general activity (UDA)	22,000
Carry forward general activity (UDA)	0
16/17 Contracted orthodontic activity (UOA)	0
Carry forward orthodontic activity (UOA)	0
Baseline contract value	£499,337.73

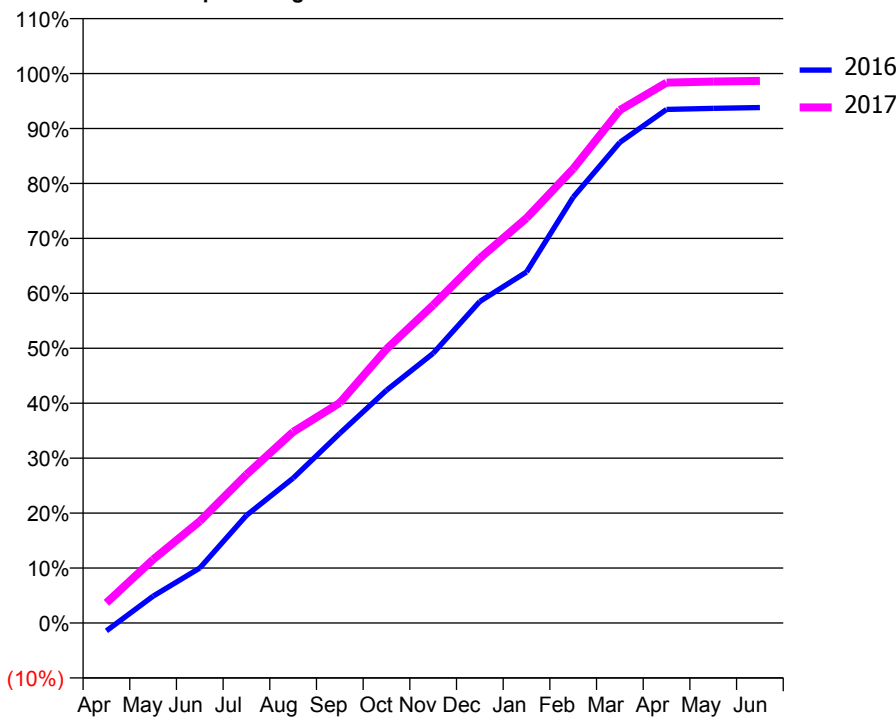
### ACCESS\*

Patients seen in 24 months	Total	Change since previous quarter
Quarter ending March 2016	7,018	
Quarter ending June 2016	6,916	↓
Quarter ending September 2016	6,863	→
Quarter ending December 2016	6,838	→
Quarter ending March 2017	6,876	→
<b>Variance since March 2016</b>	<b>(2.0%)</b>	<b>↓</b>



### ACTIVITY

Cumulative percentage of contracted UDA delivered 2016 & 2017



Adjusted Scheduled Activity (UDA)

Month	2016	2017
April	-327	809
May	1,109	2,543
June	2,267	4,074
July	4,436	5,944
August	5,971	7,655
September	7,817	8,816
October	9,588	10,967
November	11,111	12,732
December	13,246	14,604
January	14,463	16,209
February	17,544	18,185
March	19,802	20,534
April	21,161	21,634
May	21,202	21,677
June	21,234	21,705

### QUALITY

	Quantity	Base Number	Contract	AT	Region	England
% of FP17s for the same patient ID Re-attending within 3 months - Children	159	2,207	7.2%	10.9%	12.0%	12.3%
% of FP17s for the same patient ID Re-attending within 3 months - Adults	1,346	8,676	15.5%	15.2%	16.0%	16.7%
% of FP17s for the same patient ID Re-attending between 3 & 9 months - Children	1,580	2,207	71.6%	61.3%	58.8%	57.6%
% of FP17s for the same patient ID Re-attending between 3 & 9 months - Adults	4,861	8,676	56.0%	54.8%	51.2%	50.1%
% of FP17s for Band 1 Urgent Courses	357	10,793	3.3%	7.0%	8.0%	9.1%
% of FP17s Relating to Free Repair or Replacements	73	10,793	0.7%	0.8%	0.8%	0.8%
% of FP17s Relating to Continuations	266	10,793	2.5%	1.6%	1.2%	1.2%
% of Patients satisfied with the dentistry they have received	16	16	100.0%	92.3%	92.7%	92.8%
% of Patients satisfied with the time they had to wait for an appointment	16	16	100.0%	88.0%	89.1%	88.7%

\* This is based on patients treated on this contract for their most recent course of treatment. Figures in italics indicate the base number of FP17s or Patient Questionnaire responses are less than 100. N/A is shown where the base number of responses is less than 10 during the period. % is calculated as Quantity/Base number\*100

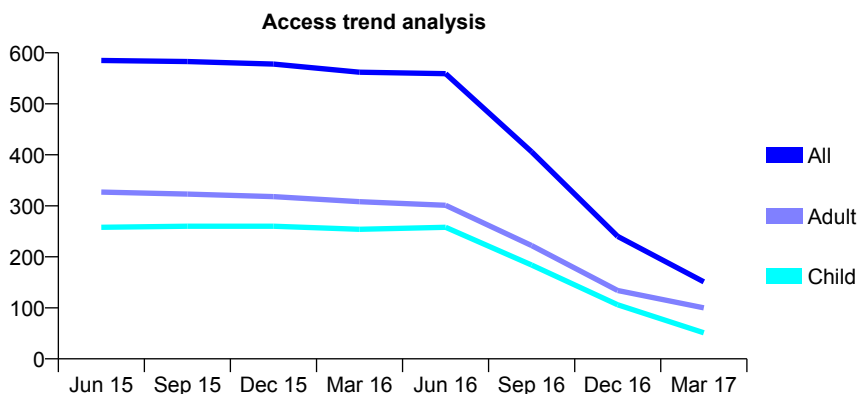
## Q55 - Vital Signs At a Glance Contract Report for 256714/0001 - Year end March 2017

Name or company name	MRS M JOHNSON
Contract type name	GDS Contract
Purpose of contract	General
Contract start date	01/04/2006
Contract end date	31/07/2016

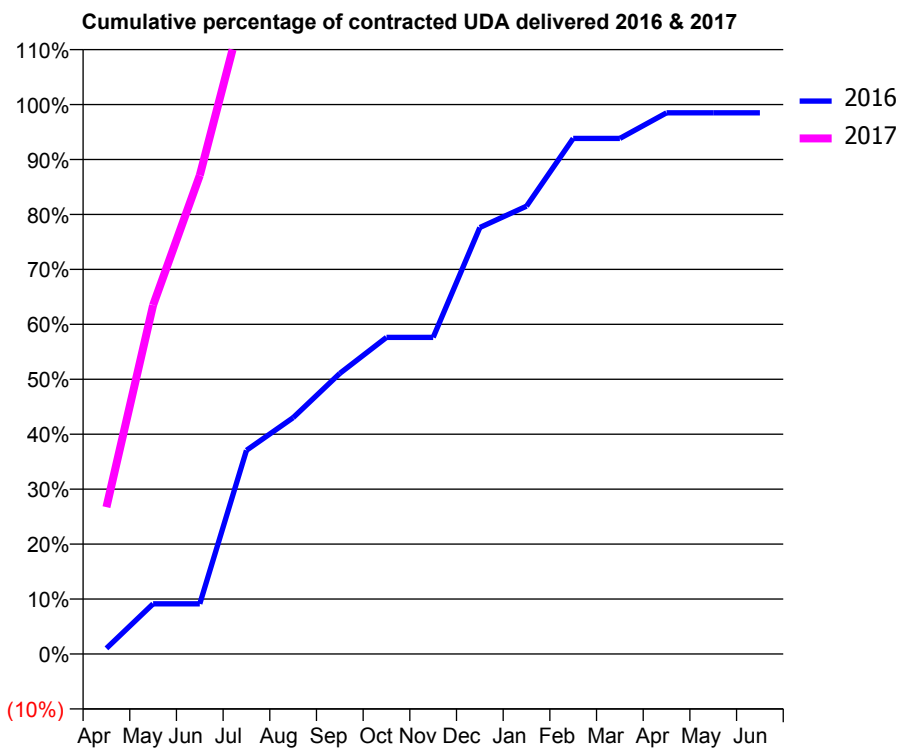
16/17 Contracted general activity (UDA)	451
Carry forward general activity (UDA)	0
16/17 Contracted orthodontic activity (UOA)	0
Carry forward orthodontic activity (UOA)	0
Baseline contract value	£10,816.54

### ACCESS\*

Patients seen in 24 months	Total	Change since previous quarter
Quarter ending March 2016	562	
Quarter ending June 2016	559	→
Quarter ending September 2016	406	↓
Quarter ending December 2016	240	↓
Quarter ending March 2017	151	↓
<b>Variance since March 2016</b>	<b>(73.1%)</b>	<b>↓</b>



### ACTIVITY



Month	Adjusted Scheduled Activity (UDA)	
	2016	2017
April	14	121
May	124	286
June	124	393
July	502	540
August	582	594
September	691	594
October	780	594
November	780	594
December	1,051	594
January	1,103	597
February	1,270	631
March	1,270	631
April	1,333	631
May	1,333	631
June	1,333	631

### QUALITY

	Quantity	Base Number	Contract	AT	Region	England
% of FP17s for the same patient ID Re-attending within 3 months - Children	6	174	3.4%	10.9%	12.0%	12.3%
% of FP17s for the same patient ID Re-attending within 3 months - Adults	38	205	18.5%	15.2%	16.0%	16.7%
% of FP17s for the same patient ID Re-attending between 3 & 9 months - Children	121	174	69.5%	61.3%	58.8%	57.6%
% of FP17s for the same patient ID Re-attending between 3 & 9 months - Adults	116	205	56.6%	54.8%	51.2%	50.1%
% of FP17s for Band 1 Urgent Courses	24	340	7.1%	7.0%	8.0%	9.1%
% of FP17s Relating to Free Repair or Replacements	1	340	0.3%	0.8%	0.8%	0.8%
% of FP17s Relating to Continuations	1	340	0.3%	1.6%	1.2%	1.2%
% of Patients satisfied with the dentistry they have received	0	0	N/A	92.3%	92.7%	92.8%
% of Patients satisfied with the time they had to wait for an appointment	0	0	N/A	88.0%	89.1%	88.7%

\* This is based on patients treated on this contract for their most recent course of treatment. Figures in italics indicate the base number of FP17s or Patient Questionnaire responses are less than 100. N/A is shown where the base number of responses is less than 10 during the period. % is calculated as Quantity/Base number\*100

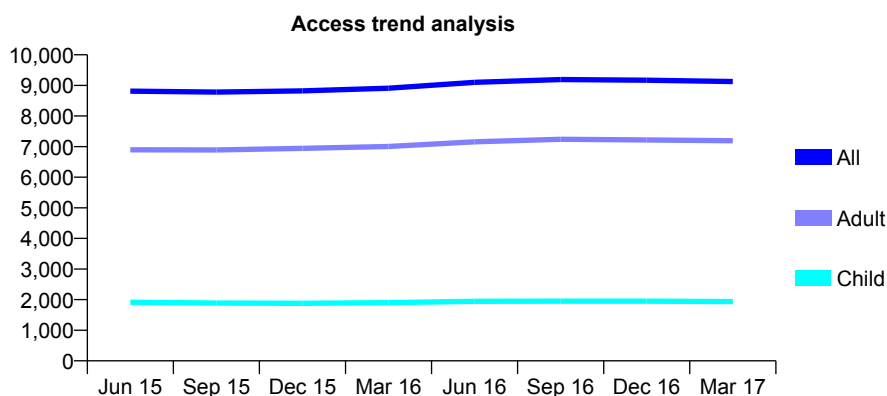
## Q55 - Vital Signs At a Glance Contract Report for 269891/0001 - Year end March 2017

Name or company name	Westdale Dental
Contract type name	GDS Contract
Purpose of contract	General and Orthodontic
Contract start date	01/04/2008
Contract end date	

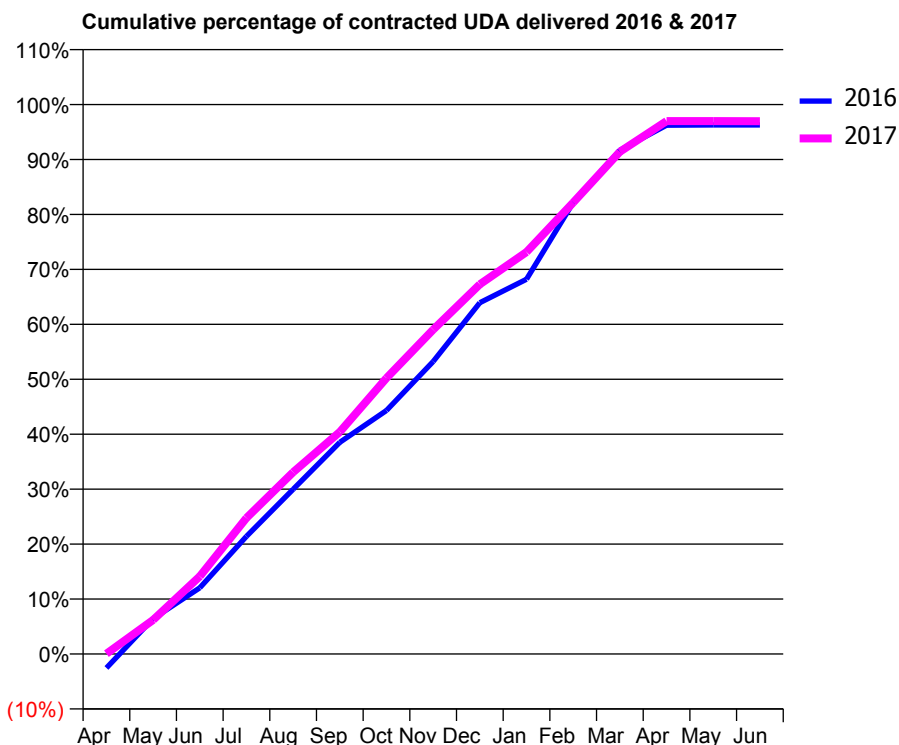
16/17 Contracted general activity (UDA)	25,789
Carry forward general activity (UDA)	895
16/17 Contracted orthodontic activity (UOA)	1,535
Carry forward orthodontic activity (UOA)	-13
Baseline contract value	£697,630.75

### ACCESS\*

Patients seen in 24 months	Total	Change since previous quarter
Quarter ending March 2016	8,910	
Quarter ending June 2016	9,100	↑
Quarter ending September 2016	9,191	→
Quarter ending December 2016	9,170	→
Quarter ending March 2017	9,126	→
<b>Variance since March 2016</b>	<b>2.4%</b>	<b>↑</b>



### ACTIVITY



Month	Adjusted Scheduled Activity (UDA)	
	2016	2017
April	-615	13
May	1,545	1,602
June	2,895	3,643
July	5,139	6,386
August	7,200	8,530
September	9,248	10,424
October	10,640	12,949
November	12,779	15,221
December	15,349	17,350
January	16,373	18,862
February	19,727	21,185
March	22,009	23,574
April	23,107	25,011
May	23,118	25,012
June	23,114	25,007

### QUALITY

	Quantity	Base Number	Contract	AT	Region	England
% of FP17s for the same patient ID Re-attending within 3 months - Children	391	3,552	11.0%	10.9%	12.0%	12.3%
% of FP17s for the same patient ID Re-attending within 3 months - Adults	1,981	11,953	16.6%	15.2%	16.0%	16.7%
% of FP17s for the same patient ID Re-attending between 3 & 9 months - Children	2,487	3,552	70.0%	61.3%	58.8%	57.6%
% of FP17s for the same patient ID Re-attending between 3 & 9 months - Adults	7,227	11,953	60.5%	54.8%	51.2%	50.1%
% of FP17s for Band 1 Urgent Courses	1,062	15,164	7.0%	7.0%	8.0%	9.1%
% of FP17s Relating to Free Repair or Replacements	166	15,164	1.1%	0.8%	0.8%	0.8%
% of FP17s Relating to Continuations	165	15,164	1.1%	1.6%	1.2%	1.2%
% of Patients satisfied with the dentistry they have received	12	13	92.3%	92.3%	92.7%	92.8%
% of Patients satisfied with the time they had to wait for an appointment	12	13	92.3%	88.0%	89.1%	88.7%

\* This is based on patients treated on this contract for their most recent course of treatment. Figures in italics indicate the base number of FP17s or Patient Questionnaire responses are less than 100. N/A is shown where the base number of responses is less than 10 during the period. % is calculated as Quantity/Base number\*100

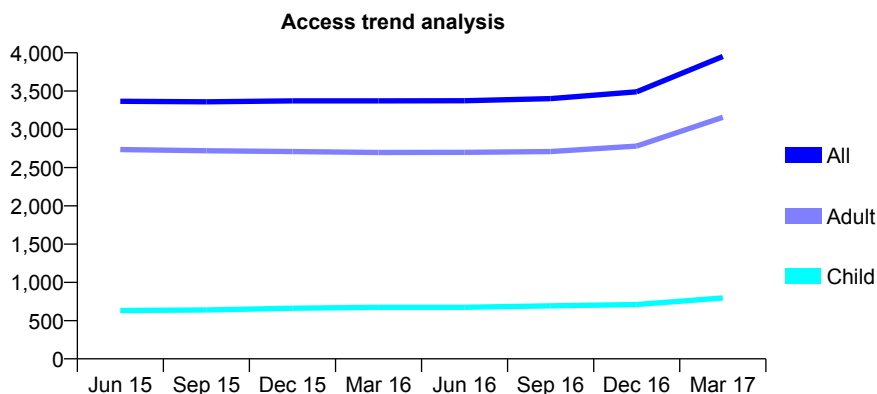
## Q55 - Vital Signs At a Glance Contract Report for 279048/0001 - Year end March 2017

Name or company name	MR R KHATIB
Contract type name	GDS Contract
Purpose of contract	General
Contract start date	01/08/2011
Contract end date	

16/17 Contracted general activity (UDA)	10,983
Carry forward general activity (UDA)	297
16/17 Contracted orthodontic activity (UOA)	0
Carry forward orthodontic activity (UOA)	0
Baseline contract value	£245,104.84

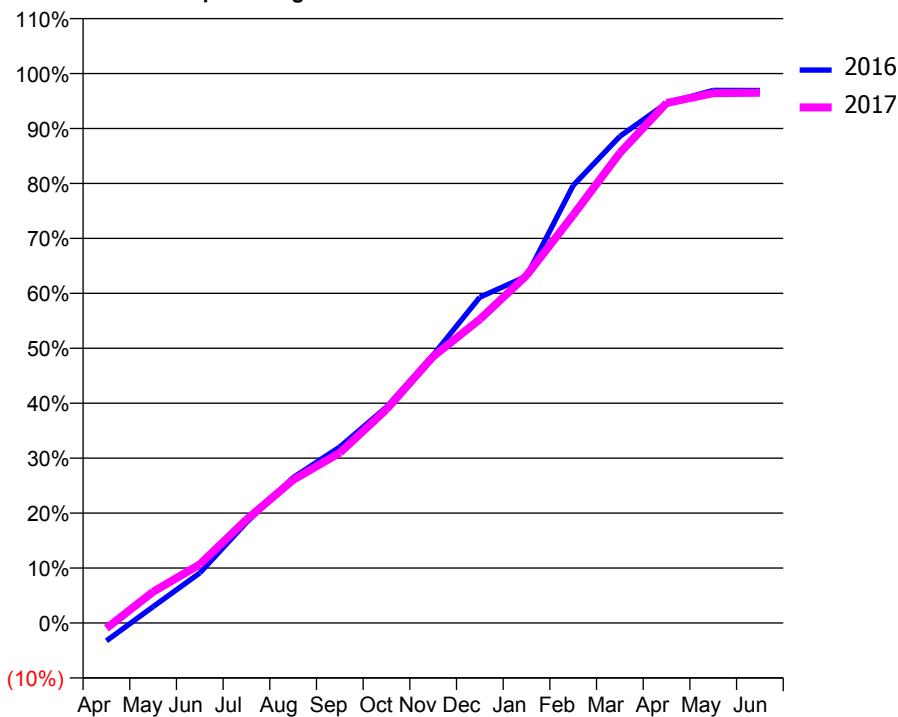
### ACCESS\*

Patients seen in 24 months	Total	Change since previous quarter
Quarter ending March 2016	3,371	
Quarter ending June 2016	3,373	→
Quarter ending September 2016	3,401	→
Quarter ending December 2016	3,491	↑
Quarter ending March 2017	3,952	↑
<b>Variance since March 2016</b>	<b>17.2%</b>	<b>↑</b>



### ACTIVITY

Cumulative percentage of contracted UDA delivered 2016 & 2017



Month	Adjusted Scheduled Activity (UDA)	
	2016	2017
April	-314	-109
May	285	624
June	875	1,172
July	1,758	2,067
August	2,541	2,860
September	3,077	3,402
October	3,775	4,271
November	4,685	5,327
December	5,696	6,071
January	6,064	6,947
February	7,650	8,154
March	8,508	9,396
April	9,089	10,394
May	9,313	10,589
June	9,310	10,597

### QUALITY

	Quantity	Base Number	Contract	AT	Region	England
% of FP17s for the same patient ID Re-attending within 3 months - Children	100	1,340	7.5%	10.9%	12.0%	12.3%
% of FP17s for the same patient ID Re-attending within 3 months - Adults	717	5,075	14.1%	15.2%	16.0%	16.7%
% of FP17s for the same patient ID Re-attending between 3 & 9 months - Children	864	1,340	64.5%	61.3%	58.8%	57.6%
% of FP17s for the same patient ID Re-attending between 3 & 9 months - Adults	2,904	5,075	57.2%	54.8%	51.2%	50.1%
% of FP17s for Band 1 Urgent Courses	297	5,706	5.2%	7.0%	8.0%	9.1%
% of FP17s Relating to Free Repair or Replacements	122	5,706	2.1%	0.8%	0.8%	0.8%
% of FP17s Relating to Continuations	80	5,706	1.4%	1.6%	1.2%	1.2%
% of Patients satisfied with the dentistry they have received	7	7	N/A	92.3%	92.7%	92.8%
% of Patients satisfied with the time they had to wait for an appointment	7	7	N/A	88.0%	89.1%	88.7%

\* This is based on patients treated on this contract for their most recent course of treatment. Figures in italics indicate the base number of FP17s or Patient Questionnaire responses are less than 100. N/A is shown where the base number of responses is less than 10 during the period. % is calculated as Quantity/Base number\*100

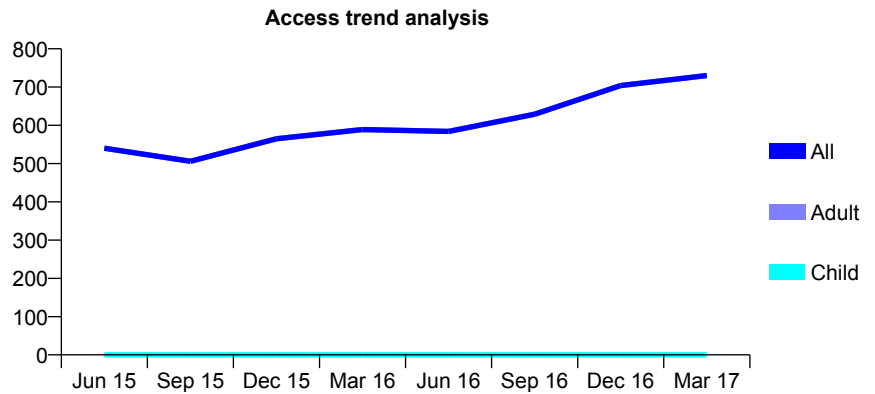
## Q55 - Vital Signs At a Glance Contract Report for 279765/0001 - Year end March 2017

Name or company name	MR MR NIEDZIELA
Contract type name	PDS Contract
Purpose of contract	General
Contract start date	01/01/2008
Contract end date	31/03/2020

16/17 Contracted general activity (UDA)	2,000
Carry forward general activity (UDA)	0
16/17 Contracted orthodontic activity (UOA)	0
Carry forward orthodontic activity (UOA)	0
Baseline contract value	£98,462.55

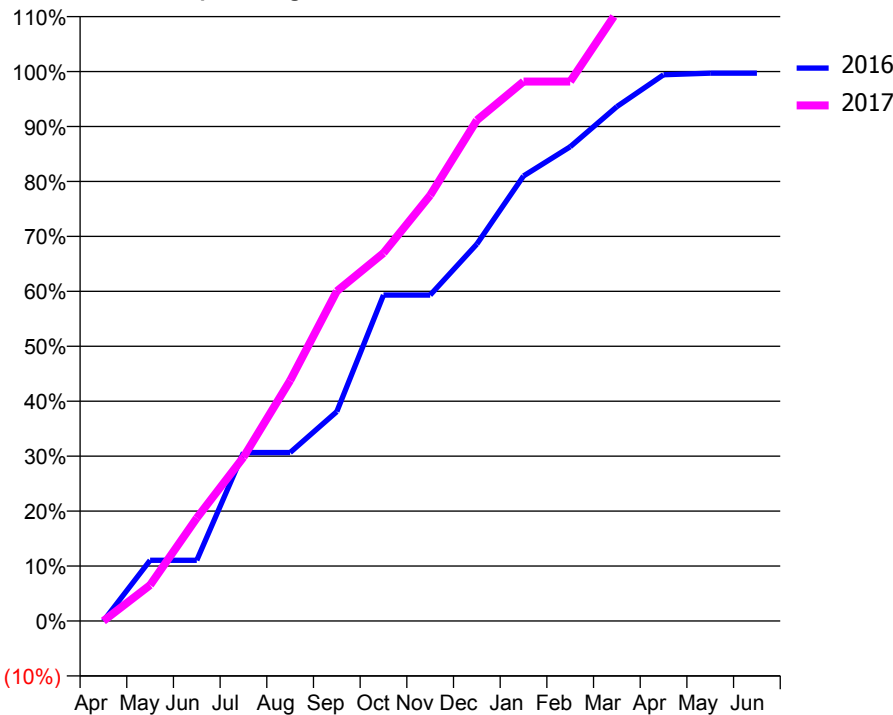
### ACCESS\*

Patients seen in 24 months	Total	Change since previous quarter
Quarter ending March 2016	589	
Quarter ending June 2016	584	→
Quarter ending September 2016	629	↑
Quarter ending December 2016	704	↑
Quarter ending March 2017	730	↑
<b>Variance since March 2016</b>	<b>23.9%</b>	<b>↑</b>



### ACTIVITY

Cumulative percentage of contracted UDA delivered 2016 & 2017



Month	Adjusted Scheduled Activity (UDA)	
	2016	2017
April	0	0
May	221	131
June	221	375
July	613	596
August	613	875
September	762	1,200
October	1,187	1,339
November	1,187	1,550
December	1,372	1,823
January	1,620	1,964
February	1,726	1,964
March	1,872	2,217
April	1,988	2,249
May	1,994	2,250
June	1,994	2,250

### QUALITY

	Quantity	Base Number	Contract	AT	Region	England
% of FP17s for the same patient ID Re-attending within 3 months - Children	0	0	N/A	10.9%	12.0%	12.3%
% of FP17s for the same patient ID Re-attending within 3 months - Adults	5	497	1.0%	15.2%	16.0%	16.7%
% of FP17s for the same patient ID Re-attending between 3 & 9 months - Children	0	0	N/A	61.3%	58.8%	57.6%
% of FP17s for the same patient ID Re-attending between 3 & 9 months - Adults	32	497	6.4%	54.8%	51.2%	50.1%
% of FP17s for Band 1 Urgent Courses	8	488	1.6%	7.0%	8.0%	9.1%
% of FP17s Relating to Free Repair or Replacements	1	488	0.2%	0.8%	0.8%	0.8%
% of FP17s Relating to Continuations	0	488	0.0%	1.6%	1.2%	1.2%
% of Patients satisfied with the dentistry they have received	1	1	N/A	92.3%	92.7%	92.8%
% of Patients satisfied with the time they had to wait for an appointment	1	1	N/A	88.0%	89.1%	88.7%

\* This is based on patients treated on this contract for their most recent course of treatment. Figures in italics indicate the base number of FP17s or Patient Questionnaire responses are less than 100. N/A is shown where the base number of responses is less than 10 during the period. % is calculated as Quantity/Base number\*100

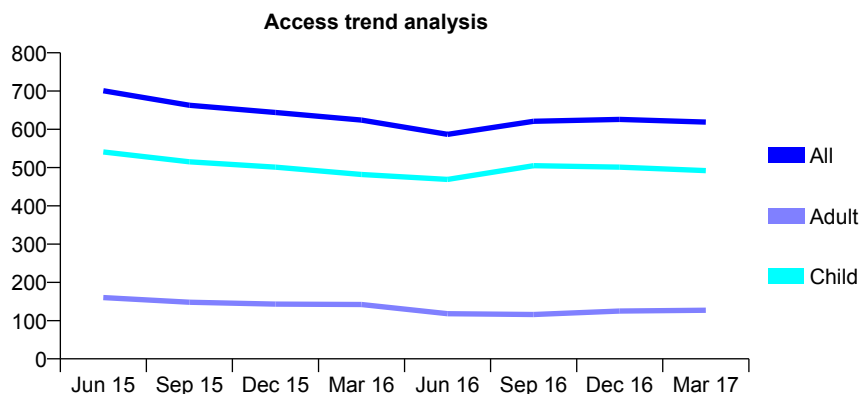
## Q55 - Vital Signs At a Glance Contract Report for 319171/0001 - Year end March 2017

Name or company name	MR PJ DOUGLAS
Contract type name	GDS Contract
Purpose of contract	General and Orthodontic
Contract start date	01/04/2006
Contract end date	30/06/2017

16/17 Contracted general activity (UDA)	644
Carry forward general activity (UDA)	0
16/17 Contracted orthodontic activity (UOA)	9,040
Carry forward orthodontic activity (UOA)	8
Baseline contract value	£574,979.14

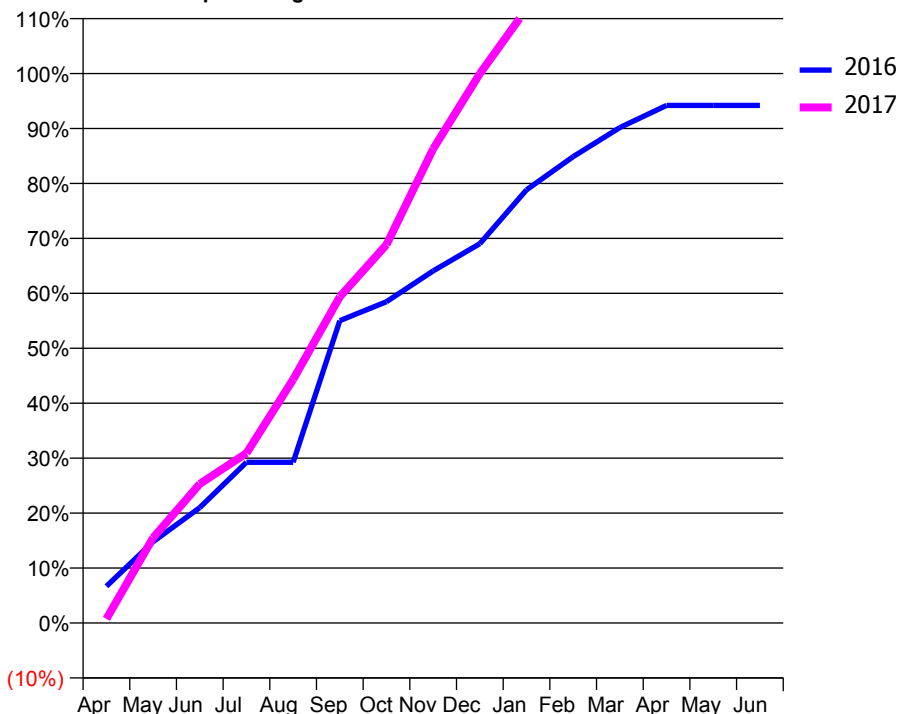
### ACCESS\*

Patients seen in 24 months	Total	Change since previous quarter
Quarter ending March 2016	624	
Quarter ending June 2016	587	↓
Quarter ending September 2016	621	↑
Quarter ending December 2016	626	→
Quarter ending March 2017	619	↓
<b>Variance since March 2016</b>	<b>(0.8%)</b>	→



### ACTIVITY

Cumulative percentage of contracted UDA delivered 2016 & 2017



Month	Adjusted Scheduled Activity (UDA)	
	2016	2017
April	43	5
May	95	100
June	135	163
July	188	199
August	188	285
September	354	382
October	377	443
November	413	556
December	445	644
January	508	720
February	547	746
March	581	815
April	607	822
May	607	822
June	607	822

### QUALITY

	Quantity	Base Number	Contract	AT	Region	England
% of FP17s for the same patient ID Re-attending within 3 months - Children	67	1,717	3.9%	10.9%	12.0%	12.3%
% of FP17s for the same patient ID Re-attending within 3 months - Adults	20	120	16.7%	15.2%	16.0%	16.7%
% of FP17s for the same patient ID Re-attending between 3 & 9 months - Children	251	1,717	14.6%	61.3%	58.8%	57.6%
% of FP17s for the same patient ID Re-attending between 3 & 9 months - Adults	45	120	37.5%	54.8%	51.2%	50.1%
% of FP17s for Band 1 Urgent Courses	4	399	1.0%	7.0%	8.0%	9.1%
% of FP17s Relating to Free Repair or Replacements	0	399	0.0%	0.8%	0.8%	0.8%
% of FP17s Relating to Continuations	1	399	0.3%	1.6%	1.2%	1.2%
% of Patients satisfied with the dentistry they have received	0	0	N/A	92.3%	92.7%	92.8%
% of Patients satisfied with the time they had to wait for an appointment	0	0	N/A	88.0%	89.1%	88.7%

\* This is based on patients treated on this contract for their most recent course of treatment. Figures in italics indicate the base number of FP17s or Patient Questionnaire responses are less than 100. N/A is shown where the base number of responses is less than 10 during the period. % is calculated as Quantity/Base number\*100

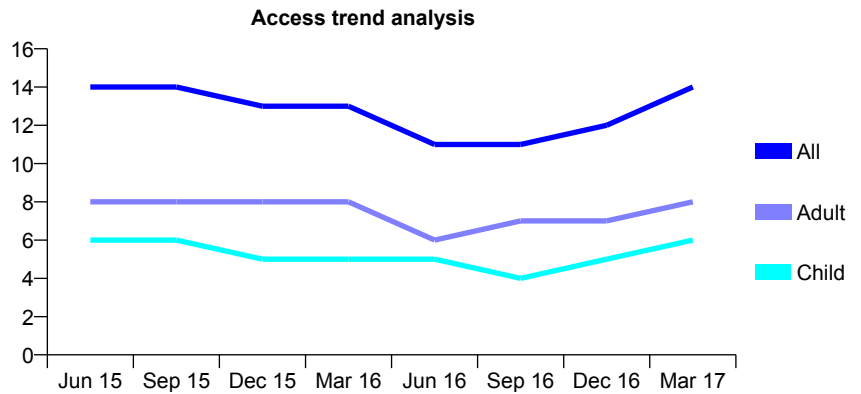
## Q55 - Vital Signs At a Glance Contract Report for 322156/0001 - Year end March 2017

Name or company name	MRS KD RUDIN
Contract type name	GDS Contract
Purpose of contract	General
Contract start date	01/04/2006
Contract end date	

16/17 Contracted general activity (UDA)	20
Carry forward general activity (UDA)	0
16/17 Contracted orthodontic activity (UOA)	0
Carry forward orthodontic activity (UOA)	0
Baseline contract value	£438.80

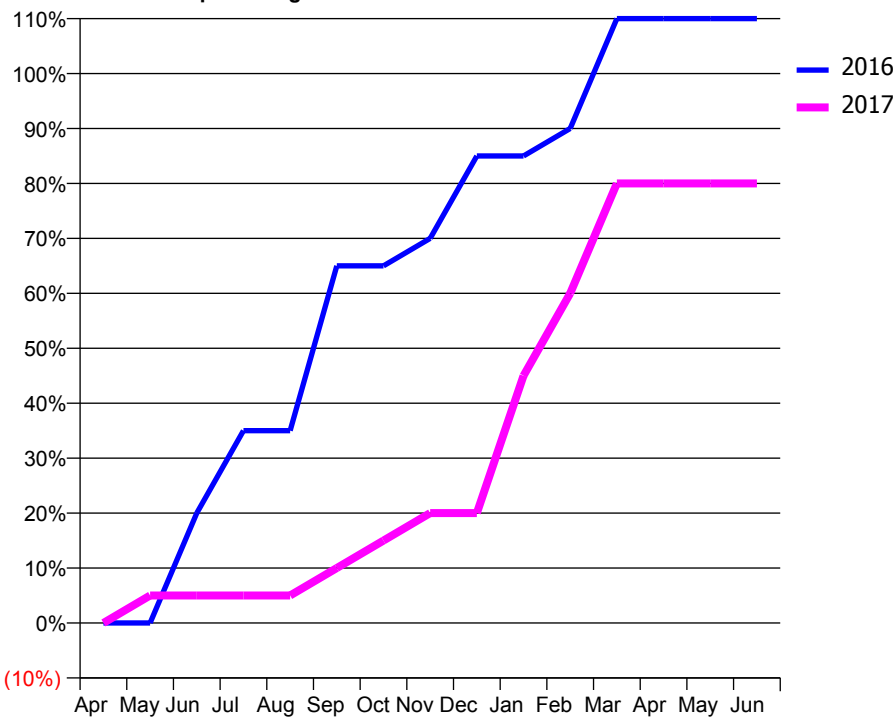
### ACCESS\*

Patients seen in 24 months	Total	Change since previous quarter
Quarter ending March 2016	13	
Quarter ending June 2016	11	↓
Quarter ending September 2016	11	→
Quarter ending December 2016	12	↑
Quarter ending March 2017	14	↑
<b>Variance since March 2016</b>	<b>7.7%</b>	<b>↑</b>



### ACTIVITY

Cumulative percentage of contracted UDA delivered 2016 & 2017



Month	Adjusted Scheduled Activity (UDA)	
	2016	2017
April	0	0
May	0	1
June	4	1
July	7	1
August	7	1
September	13	2
October	13	3
November	14	4
December	17	4
January	17	9
February	18	12
March	22	16
April	22	16
May	22	16
June	22	16

### QUALITY

	Quantity	Base Number	Contract	AT	Region	England
% of FP17s for the same patient ID Re-attending within 3 months - Children	0	5	0.0%	10.9%	12.0%	12.3%
% of FP17s for the same patient ID Re-attending within 3 months - Adults	0	5	0.0%	15.2%	16.0%	16.7%
% of FP17s for the same patient ID Re-attending between 3 & 9 months - Children	2	5	40.0%	61.3%	58.8%	57.6%
% of FP17s for the same patient ID Re-attending between 3 & 9 months - Adults	1	5	20.0%	54.8%	51.2%	50.1%
% of FP17s for Band 1 Urgent Courses	0	10	0.0%	7.0%	8.0%	9.1%
% of FP17s Relating to Free Repair or Replacements	0	10	0.0%	0.8%	0.8%	0.8%
% of FP17s Relating to Continuations	0	10	0.0%	1.6%	1.2%	1.2%
% of Patients satisfied with the dentistry they have received	0	0	N/A	92.3%	92.7%	92.8%
% of Patients satisfied with the time they had to wait for an appointment	0	0	N/A	88.0%	89.1%	88.7%

\* This is based on patients treated on this contract for their most recent course of treatment. Figures in italics indicate the base number of FP17s or Patient Questionnaire responses are less than 100. N/A is shown where the base number of responses is less than 10 during the period. % is calculated as Quantity/Base number\*100



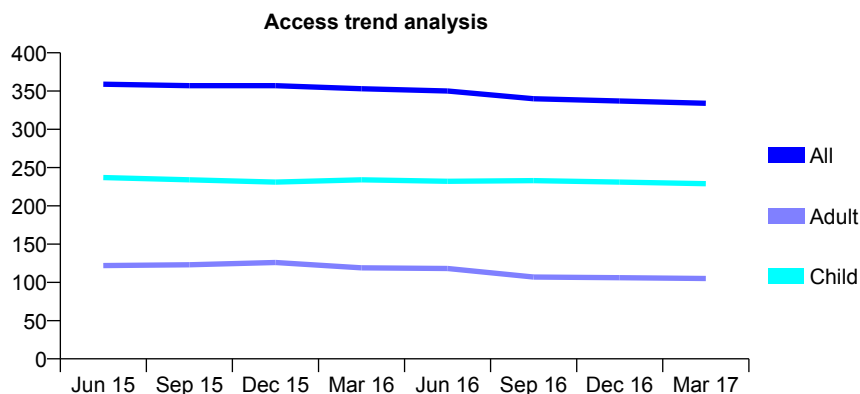
## Q55 - Vital Signs At a Glance Contract Report for 323705/0001 - Year end March 2017

Name or company name	MR MA ROBERTS
Contract type name	GDS Contract
Purpose of contract	General
Contract start date	01/04/2006
Contract end date	

16/17 Contracted general activity (UDA)	1,000
Carry forward general activity (UDA)	0
16/17 Contracted orthodontic activity (UOA)	0
Carry forward orthodontic activity (UOA)	0
Baseline contract value	£24,951.80

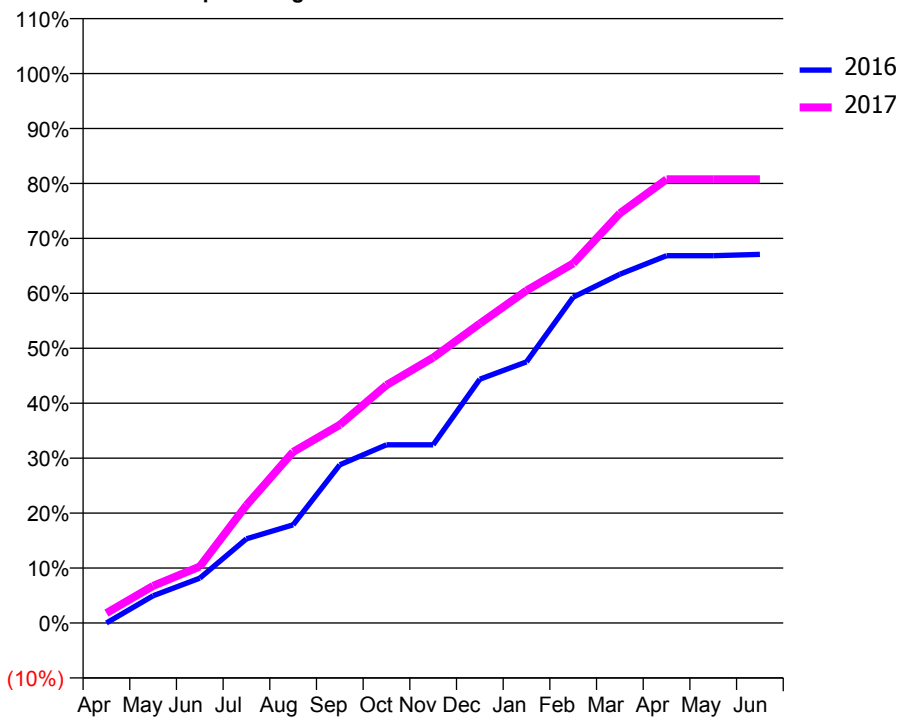
### ACCESS\*

Patients seen in 24 months	Total	Change since previous quarter
Quarter ending March 2016	353	
Quarter ending June 2016	350	→
Quarter ending September 2016	340	↓
Quarter ending December 2016	337	→
Quarter ending March 2017	334	→
<b>Variance since March 2016</b>	<b>(5.4%)</b>	<b>↓</b>



### ACTIVITY

**Cumulative percentage of contracted UDA delivered 2016 & 2017**



**Adjusted Scheduled Activity (UDA)**

Month	2016	2017
April	0	18
May	57	68
June	94	103
July	176	214
August	205	311
September	331	361
October	373	433
November	373	483
December	510	545
January	547	605
February	682	654
March	730	746
April	769	808
May	769	808
June	772	808

### QUALITY

	Quantity	Base Number	Contract	AT	Region	England
% of FP17s for the same patient ID Re-attending within 3 months - Children	36	401	9.0%	10.9%	12.0%	12.3%
% of FP17s for the same patient ID Re-attending within 3 months - Adults	6	112	5.4%	15.2%	16.0%	16.7%
% of FP17s for the same patient ID Re-attending between 3 & 9 months - Children	267	401	66.6%	61.3%	58.8%	57.6%
% of FP17s for the same patient ID Re-attending between 3 & 9 months - Adults	79	112	70.5%	54.8%	51.2%	50.1%
% of FP17s for Band 1 Urgent Courses	13	528	2.5%	7.0%	8.0%	9.1%
% of FP17s Relating to Free Repair or Replacements	0	528	0.0%	0.8%	0.8%	0.8%
% of FP17s Relating to Continuations	8	528	1.5%	1.6%	1.2%	1.2%
% of Patients satisfied with the dentistry they have received	1	1	N/A	92.3%	92.7%	92.8%
% of Patients satisfied with the time they had to wait for an appointment	1	1	N/A	88.0%	89.1%	88.7%

\* This is based on patients treated on this contract for their most recent course of treatment. Figures in italics indicate the base number of FP17s or Patient Questionnaire responses are less than 100. N/A is shown where the base number of responses is less than 10 during the period. % is calculated as Quantity/Base number\*100

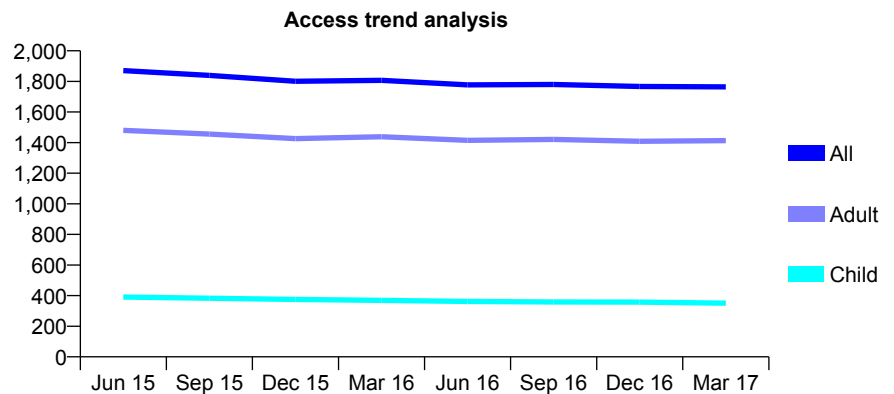
## Q55 - Vital Signs At a Glance Contract Report for 326186/0001 - Year end March 2017

Name or company name	MISS SJ THOMPSON
Contract type name	GDS Contract
Purpose of contract	General
Contract start date	01/04/2006
Contract end date	

16/17 Contracted general activity (UDA)	7,906
Carry forward general activity (UDA)	0
16/17 Contracted orthodontic activity (UOA)	0
Carry forward orthodontic activity (UOA)	0
Baseline contract value	£194,595.56

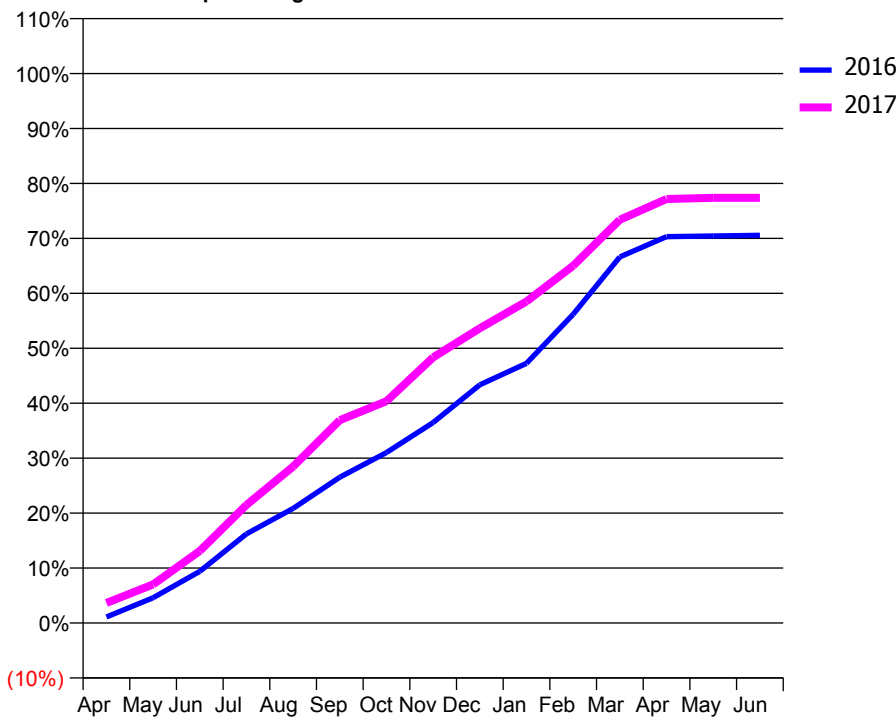
### ACCESS\*

Patients seen in 24 months	Total	Change since previous quarter
Quarter ending March 2016	1,807	
Quarter ending June 2016	1,777	↓
Quarter ending September 2016	1,780	→
Quarter ending December 2016	1,767	→
Quarter ending March 2017	1,764	→
<b>Variance since March 2016</b>	<b>(2.4%)</b>	<b>↓</b>



### ACTIVITY

Cumulative percentage of contracted UDA delivered 2016 & 2017



Month	Adjusted Scheduled Activity (UDA)	
	2016	2017
April	88	288
May	364	555
June	744	1,037
July	1,283	1,699
August	1,649	2,252
September	2,098	2,920
October	2,454	3,191
November	2,884	3,823
December	3,427	4,241
January	3,736	4,626
February	4,442	5,141
March	5,267	5,803
April	5,558	6,101
May	5,568	6,117
June	5,578	6,117

### QUALITY

	Quantity	Base Number	Contract	AT	Region	England
% of FP17s for the same patient ID Re-attending within 3 months - Children	25	634	3.9%	10.9%	12.0%	12.3%
% of FP17s for the same patient ID Re-attending within 3 months - Adults	425	2,177	19.5%	15.2%	16.0%	16.7%
% of FP17s for the same patient ID Re-attending between 3 & 9 months - Children	459	634	72.4%	61.3%	58.8%	57.6%
% of FP17s for the same patient ID Re-attending between 3 & 9 months - Adults	1,120	2,177	51.4%	54.8%	51.2%	50.1%
% of FP17s for Band 1 Urgent Courses	199	2,777	7.2%	7.0%	8.0%	9.1%
% of FP17s Relating to Free Repair or Replacements	36	2,777	1.3%	0.8%	0.8%	0.8%
% of FP17s Relating to Continuations	113	2,777	4.1%	1.6%	1.2%	1.2%
% of Patients satisfied with the dentistry they have received	6	6	N/A	92.3%	92.7%	92.8%
% of Patients satisfied with the time they had to wait for an appointment	6	6	N/A	88.0%	89.1%	88.7%

\* This is based on patients treated on this contract for their most recent course of treatment. Figures in italics indicate the base number of FP17s or Patient Questionnaire responses are less than 100. N/A is shown where the base number of responses is less than 10 during the period. % is calculated as Quantity/Base number\*100

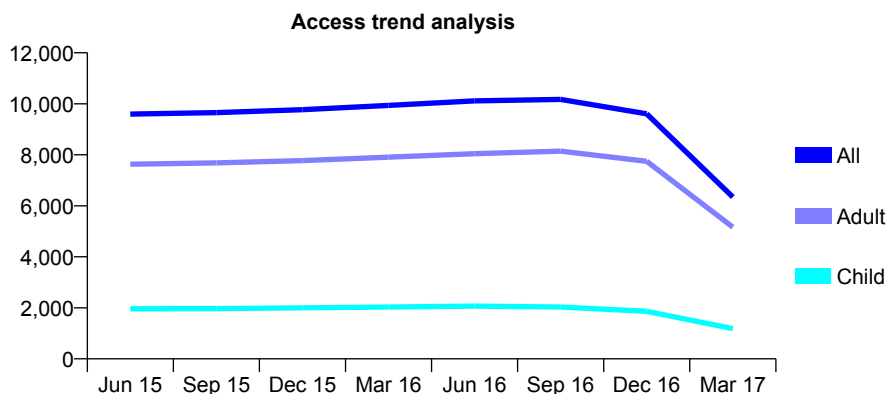
## Q55 - Vital Signs At a Glance Contract Report for 330337/0001 - Year end March 2017

Name or company name	Hearnor Dental Practice
Contract type name	GDS Contract
Purpose of contract	General
Contract start date	01/04/2006
Contract end date	30/11/2016

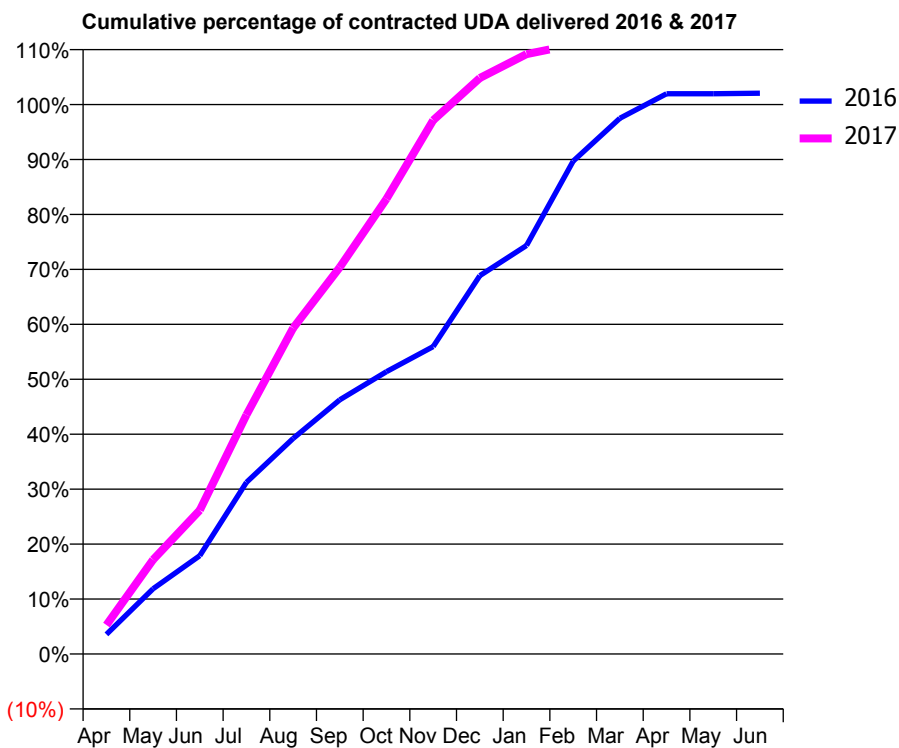
16/17 Contracted general activity (UDA)	17,182
Carry forward general activity (UDA)	-515
16/17 Contracted orthodontic activity (UOA)	0
Carry forward orthodontic activity (UOA)	0
Baseline contract value	£510,101.15

### ACCESS\*

Patients seen in 24 months	Total	Change since previous quarter
Quarter ending March 2016	9,939	
Quarter ending June 2016	10,113	→
Quarter ending September 2016	10,174	→
Quarter ending December 2016	9,608	↓
Quarter ending March 2017	6,346	↓
<b>Variance since March 2016</b>	<b>(36.2%)</b>	<b>↓</b>



### ACTIVITY



Month	Adjusted Scheduled Activity (UDA)	
	2016	2017
April	920	908
May	3,064	2,950
June	4,611	4,496
July	8,055	7,479
August	10,111	10,192
September	11,927	12,095
October	13,244	14,232
November	14,422	16,688
December	17,750	18,008
January	19,162	18,757
February	23,121	19,051
March	25,125	19,163
April	26,276	19,183
May	26,281	19,187
June	26,300	19,188

### QUALITY

	Quantity	Base Number	Contract	AT	Region	England
% of FP17s for the same patient ID Re-attending within 3 months - Children	121	2,300	5.3%	10.9%	12.0%	12.3%
% of FP17s for the same patient ID Re-attending within 3 months - Adults	994	8,907	11.2%	15.2%	16.0%	16.7%
% of FP17s for the same patient ID Re-attending between 3 & 9 months - Children	1,375	2,300	59.8%	61.3%	58.8%	57.6%
% of FP17s for the same patient ID Re-attending between 3 & 9 months - Adults	5,004	8,907	56.2%	54.8%	51.2%	50.1%
% of FP17s for Band 1 Urgent Courses	494	10,577	4.7%	7.0%	8.0%	9.1%
% of FP17s Relating to Free Repair or Replacements	73	10,577	0.7%	0.8%	0.8%	0.8%
% of FP17s Relating to Continuations	100	10,577	0.9%	1.6%	1.2%	1.2%
% of Patients satisfied with the dentistry they have received	14	15	93.3%	92.3%	92.7%	92.8%
% of Patients satisfied with the time they had to wait for an appointment	11	15	73.3%	88.0%	89.1%	88.7%

\* This is based on patients treated on this contract for their most recent course of treatment. Figures in italics indicate the base number of FP17s or Patient Questionnaire responses are less than 100. N/A is shown where the base number of responses is less than 10 during the period. % is calculated as Quantity/Base number\*100

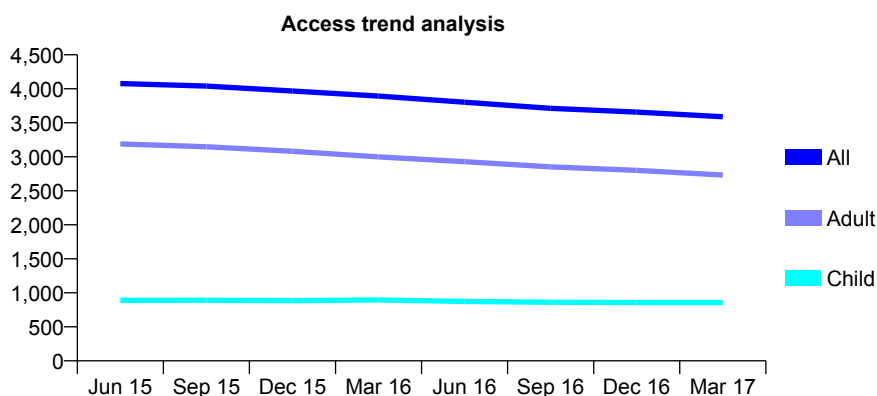
## Q55 - Vital Signs At a Glance Contract Report for 330337/0002 - Year end March 2017

Name or company name	MR AB WATTS
Contract type name	GDS Contract
Purpose of contract	General
Contract start date	01/04/2006
Contract end date	

16/17 Contracted general activity (UDA)	9,167
Carry forward general activity (UDA)	-166
16/17 Contracted orthodontic activity (UOA)	0
Carry forward orthodontic activity (UOA)	0
Baseline contract value	£301,432.83

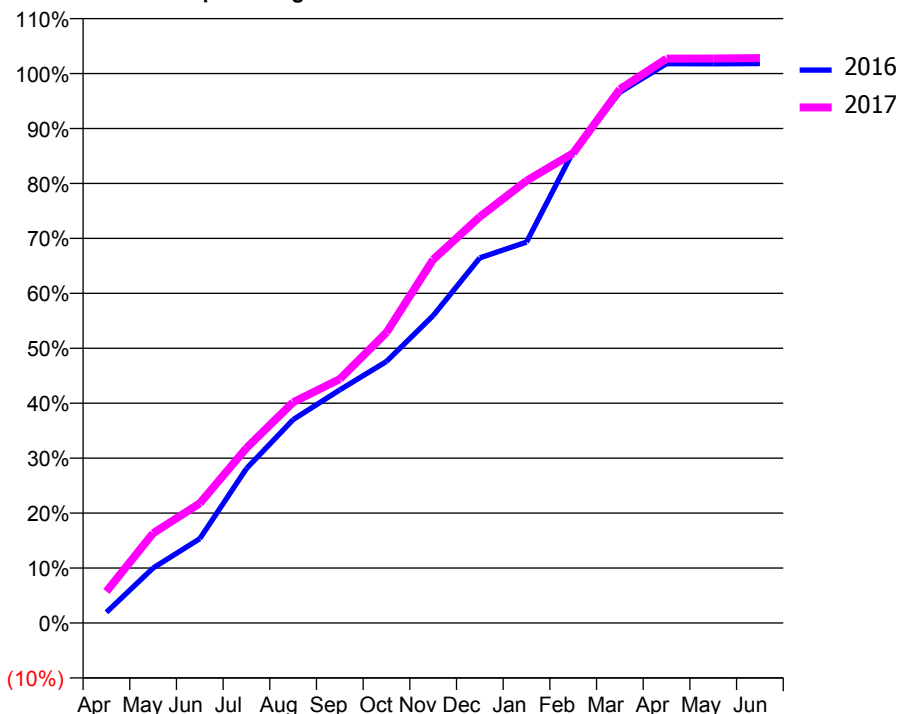
### ACCESS\*

Patients seen in 24 months	Total	Change since previous quarter
Quarter ending March 2016	3,894	
Quarter ending June 2016	3,802	↓
Quarter ending September 2016	3,713	↓
Quarter ending December 2016	3,658	↓
Quarter ending March 2017	3,590	↓
<b>Variance since March 2016</b>	<b>(7.8%)</b>	<b>↓</b>



### ACTIVITY

Cumulative percentage of contracted UDA delivered 2016 & 2017



Adjusted Scheduled Activity (UDA)

Month	2016	2017
April	179	526
May	917	1,498
June	1,406	1,996
July	2,578	2,921
August	3,394	3,684
September	3,890	4,069
October	4,363	4,847
November	5,129	6,062
December	6,091	6,776
January	6,354	7,379
February	7,866	7,838
March	8,855	8,906
April	9,331	9,416
May	9,328	9,417
June	9,333	9,424

### QUALITY

	Quantity	Base Number	Contract	AT	Region	England
% of FP17s for the same patient ID Re-attending within 3 months - Children	52	1,377	3.8%	10.9%	12.0%	12.3%
% of FP17s for the same patient ID Re-attending within 3 months - Adults	442	4,249	10.4%	15.2%	16.0%	16.7%
% of FP17s for the same patient ID Re-attending between 3 & 9 months - Children	996	1,377	72.3%	61.3%	58.8%	57.6%
% of FP17s for the same patient ID Re-attending between 3 & 9 months - Adults	3,142	4,249	73.9%	54.8%	51.2%	50.1%
% of FP17s for Band 1 Urgent Courses	91	5,583	1.6%	7.0%	8.0%	9.1%
% of FP17s Relating to Free Repair or Replacements	10	5,583	0.2%	0.8%	0.8%	0.8%
% of FP17s Relating to Continuations	31	5,583	0.6%	1.6%	1.2%	1.2%
% of Patients satisfied with the dentistry they have received	2	2	N/A	92.3%	92.7%	92.8%
% of Patients satisfied with the time they had to wait for an appointment	2	2	N/A	88.0%	89.1%	88.7%

\* This is based on patients treated on this contract for their most recent course of treatment. Figures in italics indicate the base number of FP17s or Patient Questionnaire responses are less than 100. N/A is shown where the base number of responses is less than 10 during the period. % is calculated as Quantity/Base number\*100

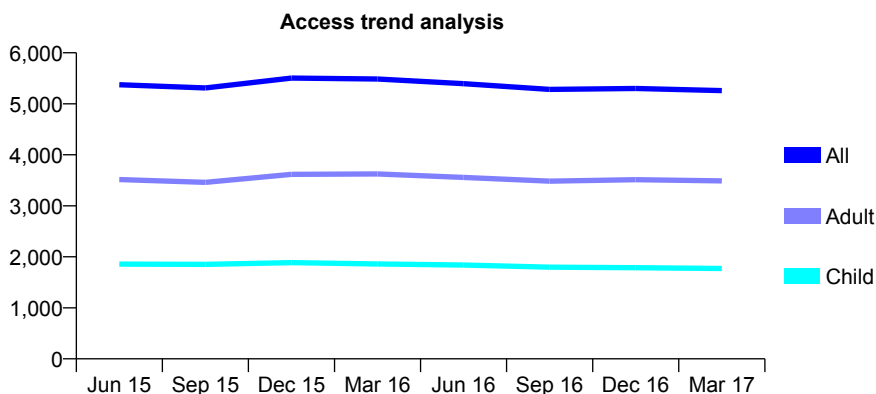
## Q55 - Vital Signs At a Glance Contract Report for 331147/0001 - Year end March 2017

Name or company name	MR J TRUSZ
Contract type name	GDS Contract
Purpose of contract	General
Contract start date	01/04/2006
Contract end date	

16/17 Contracted general activity (UDA)	14,769
Carry forward general activity (UDA)	-291
16/17 Contracted orthodontic activity (UOA)	0
Carry forward orthodontic activity (UOA)	0
Baseline contract value	£337,637.85

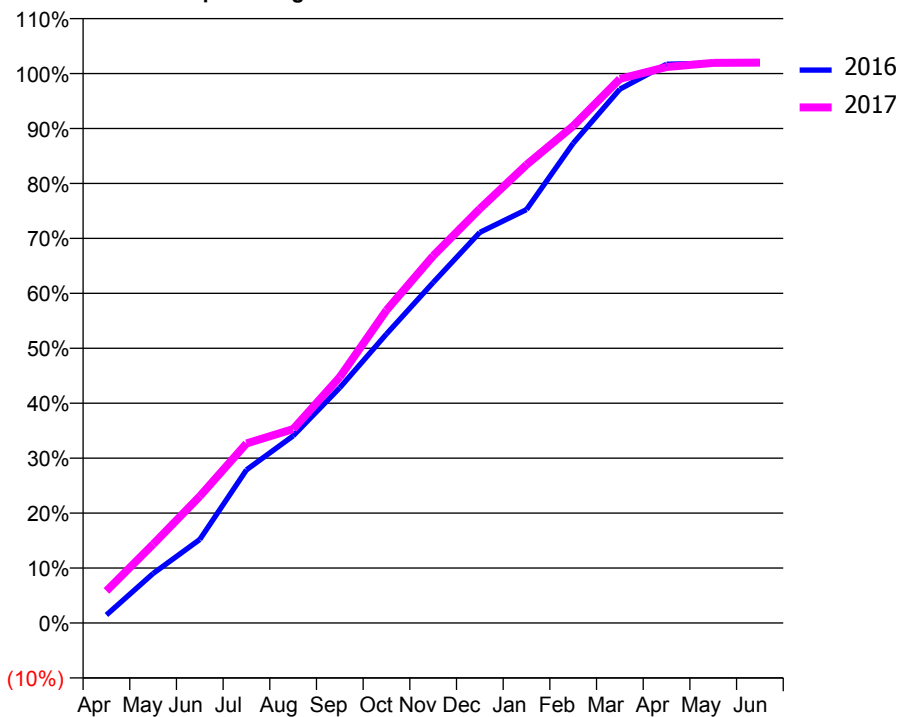
### ACCESS\*

Patients seen in 24 months	Total	Change since previous quarter
Quarter ending March 2016	5,485	
Quarter ending June 2016	5,396	↓
Quarter ending September 2016	5,282	↓
Quarter ending December 2016	5,300	→
Quarter ending March 2017	5,259	→
<b>Variance since March 2016</b>	<b>(4.1%)</b>	<b>↓</b>



### ACTIVITY

Cumulative percentage of contracted UDA delivered 2016 & 2017



Adjusted Scheduled Activity (UDA)

Month	2016	2017
April	216	862
May	1,331	2,116
June	2,244	3,406
July	4,117	4,827
August	5,032	5,214
September	6,322	6,610
October	7,768	8,405
November	9,153	9,870
December	10,500	11,133
January	11,110	12,317
February	12,892	13,360
March	14,347	14,623
April	15,020	14,945
May	15,048	15,053
June	15,060	15,060

### QUALITY

	Quantity	Base Number	Contract	AT	Region	England
% of FP17s for the same patient ID Re-attending within 3 months - Children	364	3,213	11.3%	10.9%	12.0%	12.3%
% of FP17s for the same patient ID Re-attending within 3 months - Adults	767	4,881	15.7%	15.2%	16.0%	16.7%
% of FP17s for the same patient ID Re-attending between 3 & 9 months - Children	2,036	3,213	63.4%	61.3%	58.8%	57.6%
% of FP17s for the same patient ID Re-attending between 3 & 9 months - Adults	2,808	4,881	57.5%	54.8%	51.2%	50.1%
% of FP17s for Band 1 Urgent Courses	270	7,993	3.4%	7.0%	8.0%	9.1%
% of FP17s Relating to Free Repair or Replacements	113	7,993	1.4%	0.8%	0.8%	0.8%
% of FP17s Relating to Continuations	86	7,993	1.1%	1.6%	1.2%	1.2%
% of Patients satisfied with the dentistry they have received	12	12	100.0%	92.3%	92.7%	92.8%
% of Patients satisfied with the time they had to wait for an appointment	11	12	91.7%	88.0%	89.1%	88.7%

\* This is based on patients treated on this contract for their most recent course of treatment. Figures in italics indicate the base number of FP17s or Patient Questionnaire responses are less than 100. N/A is shown where the base number of responses is less than 10 during the period. % is calculated as Quantity/Base number\*100

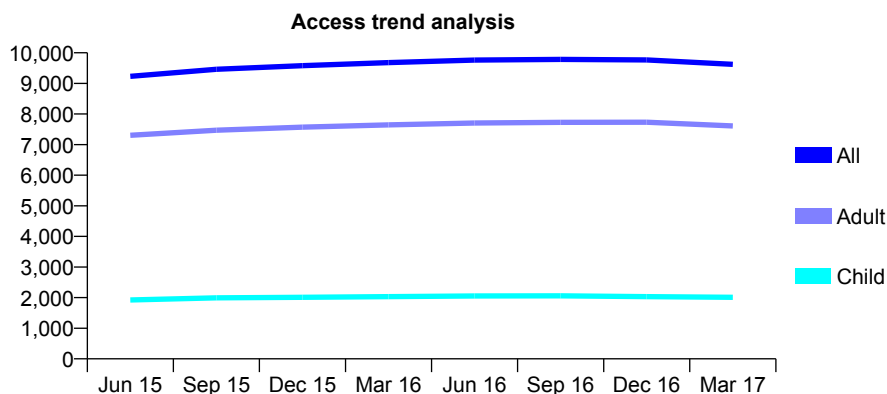
## Q55 - Vital Signs At a Glance Contract Report for 331864/0001 - Year end March 2017

Name or company name	MISS L KO
Contract type name	GDS Contract
Purpose of contract	General and Orthodontic
Contract start date	01/04/2006
Contract end date	

16/17 Contracted general activity (UDA)	28,035
Carry forward general activity (UDA)	-525
16/17 Contracted orthodontic activity (UOA)	1,062
Carry forward orthodontic activity (UOA)	-13
Baseline contract value	£714,897.20

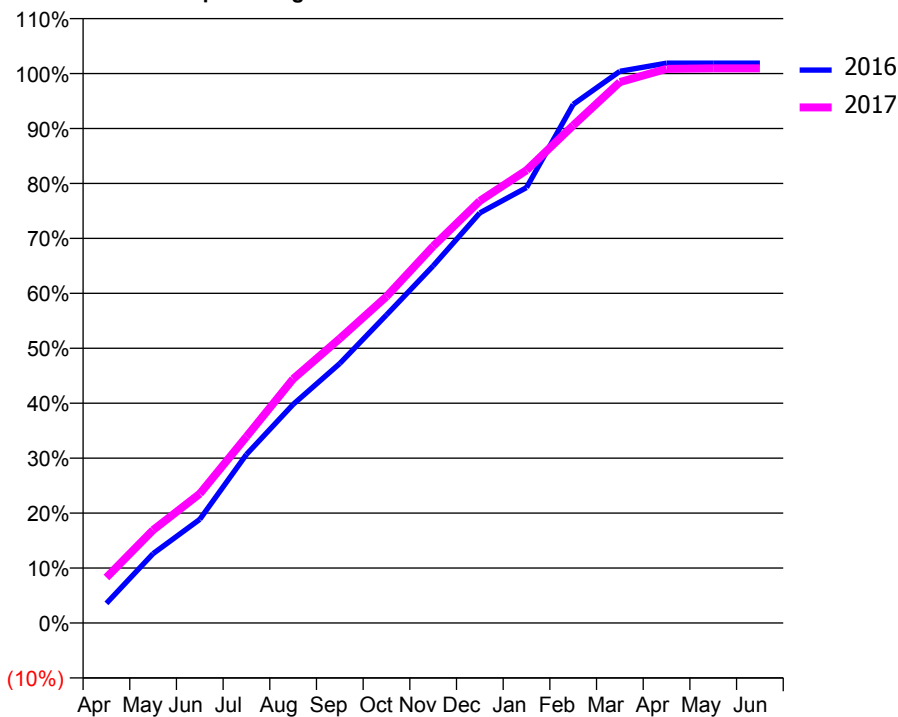
### ACCESS\*

Patients seen in 24 months	Total	Change since previous quarter
Quarter ending March 2016	9,678	
Quarter ending June 2016	9,762	→
Quarter ending September 2016	9,784	→
Quarter ending December 2016	9,767	→
Quarter ending March 2017	9,623	↓
<b>Variance since March 2016</b>	<b>(0.6%)</b>	→



### ACTIVITY

Cumulative percentage of contracted UDA delivered 2016 & 2017



Month	Adjusted Scheduled Activity (UDA)	
	2016	2017
April	1,001	2,325
May	3,544	4,744
June	5,287	6,593
July	8,601	9,507
August	11,153	12,455
September	13,241	14,515
October	15,718	16,656
November	18,224	19,220
December	20,926	21,535
January	22,217	23,103
February	26,460	25,387
March	28,146	27,594
April	28,560	28,271
May	28,561	28,296
June	28,560	28,298

### QUALITY

	Quantity	Base Number	Contract	AT	Region	England
% of FP17s for the same patient ID Re-attending within 3 months - Children	285	3,570	8.0%	10.9%	12.0%	12.3%
% of FP17s for the same patient ID Re-attending within 3 months - Adults	1,561	12,111	12.9%	15.2%	16.0%	16.7%
% of FP17s for the same patient ID Re-attending between 3 & 9 months - Children	2,498	3,570	70.0%	61.3%	58.8%	57.6%
% of FP17s for the same patient ID Re-attending between 3 & 9 months - Adults	7,465	12,111	61.6%	54.8%	51.2%	50.1%
% of FP17s for Band 1 Urgent Courses	1,098	15,692	7.0%	7.0%	8.0%	9.1%
% of FP17s Relating to Free Repair or Replacements	182	15,692	1.2%	0.8%	0.8%	0.8%
% of FP17s Relating to Continuations	81	15,692	0.5%	1.6%	1.2%	1.2%
% of Patients satisfied with the dentistry they have received	26	27	96.3%	92.3%	92.7%	92.8%
% of Patients satisfied with the time they had to wait for an appointment	26	27	96.3%	88.0%	89.1%	88.7%

\* This is based on patients treated on this contract for their most recent course of treatment. Figures in italics indicate the base number of FP17s or Patient Questionnaire responses are less than 100. N/A is shown where the base number of responses is less than 10 during the period. % is calculated as Quantity/Base number\*100

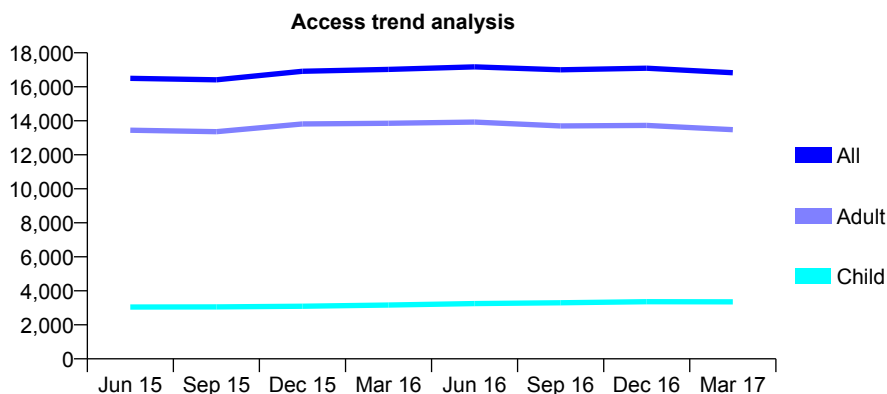
## Q55 - Vital Signs At a Glance Contract Report for 338109/0001 - Year end March 2017

Name or company name	MR PF CARROLL
Contract type name	GDS Contract
Purpose of contract	General
Contract start date	01/04/2006
Contract end date	

16/17 Contracted general activity (UDA)	33,023
Carry forward general activity (UDA)	-126
16/17 Contracted orthodontic activity (UOA)	0
Carry forward orthodontic activity (UOA)	0
Baseline contract value	£800,027.61

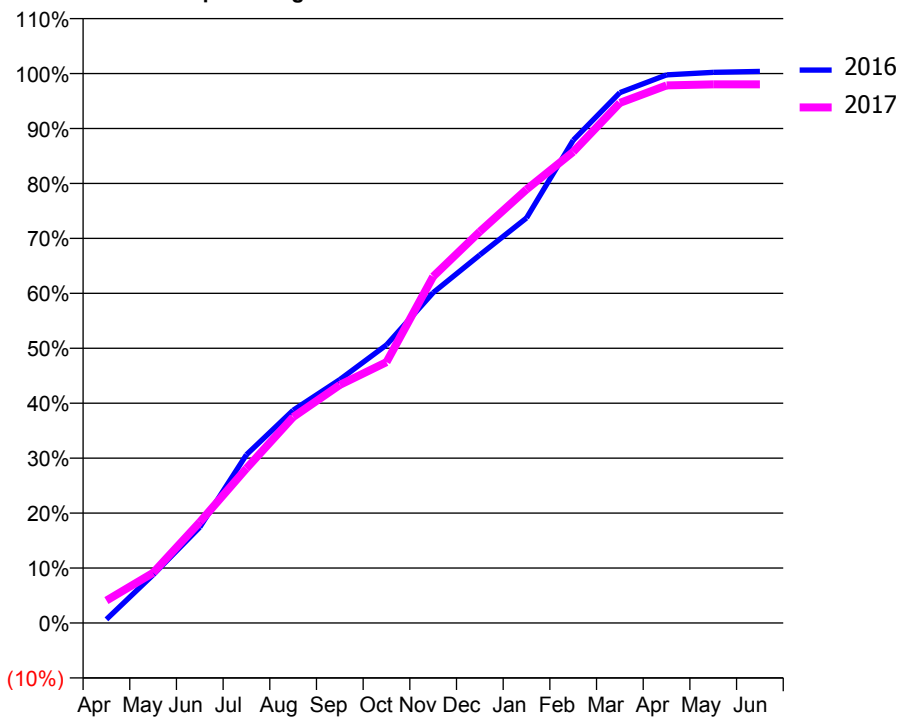
### ACCESS\*

Patients seen in 24 months	Total	Change since previous quarter
Quarter ending March 2016	17,022	
Quarter ending June 2016	17,170	→
Quarter ending September 2016	17,000	→
Quarter ending December 2016	17,093	→
Quarter ending March 2017	16,827	↓
<b>Variance since March 2016</b>	<b>(1.1%)</b>	<b>↓</b>



### ACTIVITY

Cumulative percentage of contracted UDA delivered 2016 & 2017



Month	Adjusted Scheduled Activity (UDA)	
	2016	2017
April	223	1,353
May	2,894	3,018
June	5,757	6,064
July	10,116	9,291
August	12,789	12,375
September	14,630	14,308
October	16,712	15,678
November	19,856	20,820
December	22,120	23,528
January	24,341	26,055
February	29,014	28,316
March	31,872	31,256
April	32,944	32,311
May	33,092	32,370
June	33,149	32,375

### QUALITY

	Quantity	Base Number	Contract	AT	Region	England
% of FP17s for the same patient ID Re-attending within 3 months - Children	252	4,964	5.1%	10.9%	12.0%	12.3%
% of FP17s for the same patient ID Re-attending within 3 months - Adults	1,793	13,557	13.2%	15.2%	16.0%	16.7%
% of FP17s for the same patient ID Re-attending between 3 & 9 months - Children	3,108	4,964	62.6%	61.3%	58.8%	57.6%
% of FP17s for the same patient ID Re-attending between 3 & 9 months - Adults	4,592	13,557	33.9%	54.8%	51.2%	50.1%
% of FP17s for Band 1 Urgent Courses	1,793	17,774	10.1%	7.0%	8.0%	9.1%
% of FP17s Relating to Free Repair or Replacements	276	17,774	1.6%	0.8%	0.8%	0.8%
% of FP17s Relating to Continuations	221	17,774	1.2%	1.6%	1.2%	1.2%
% of Patients satisfied with the dentistry they have received	14	14	100.0%	92.3%	92.7%	92.8%
% of Patients satisfied with the time they had to wait for an appointment	12	14	85.7%	88.0%	89.1%	88.7%

\* This is based on patients treated on this contract for their most recent course of treatment. Figures in italics indicate the base number of FP17s or Patient Questionnaire responses are less than 100. N/A is shown where the base number of responses is less than 10 during the period. % is calculated as Quantity/Base number\*100



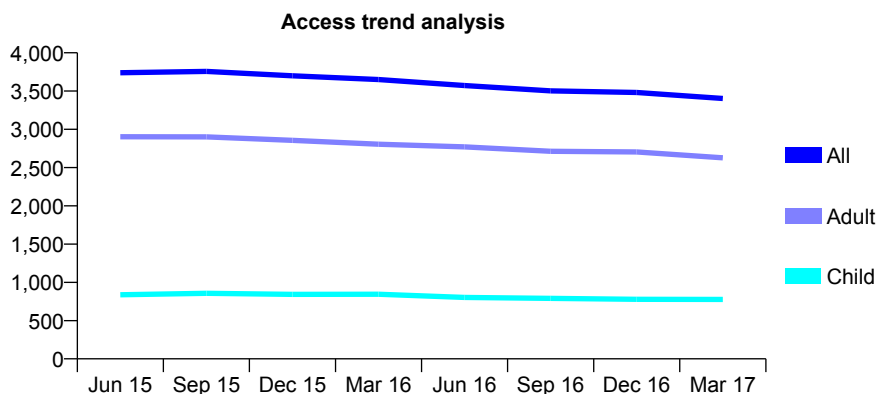
## Q55 - Vital Signs At a Glance Contract Report for 353922/0001 - Year end March 2017

Name or company name	MRS P RAD
Contract type name	GDS Contract
Purpose of contract	General
Contract start date	01/04/2006
Contract end date	

16/17 Contracted general activity (UDA)	11,667
Carry forward general activity (UDA)	-23
16/17 Contracted orthodontic activity (UOA)	0
Carry forward orthodontic activity (UOA)	0
Baseline contract value	£288,658.54

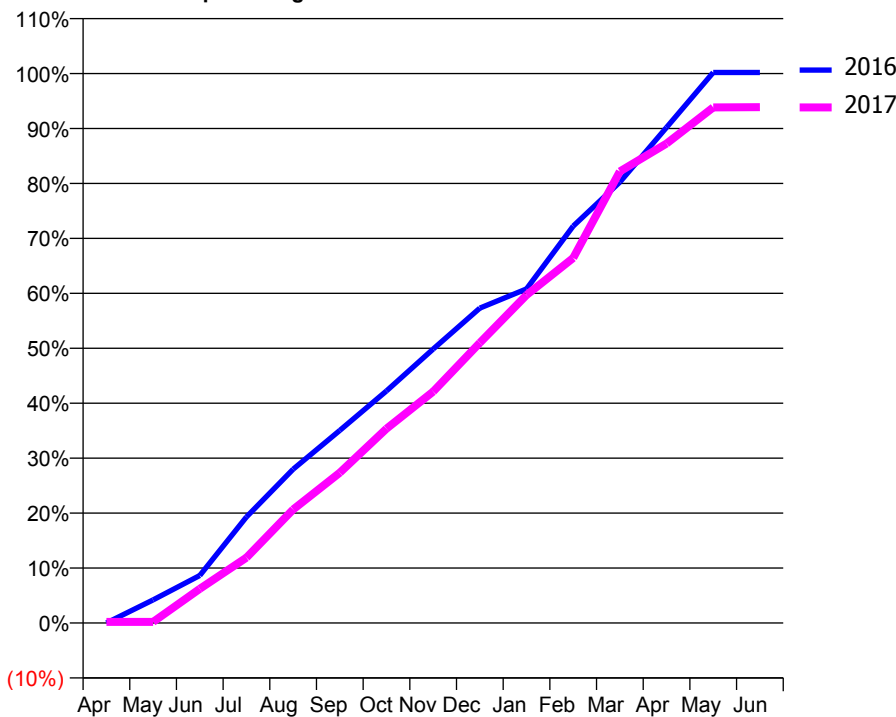
### ACCESS\*

Patients seen in 24 months	Total	Change since previous quarter
Quarter ending March 2016	3,650	
Quarter ending June 2016	3,572	↓
Quarter ending September 2016	3,503	↓
Quarter ending December 2016	3,482	→
Quarter ending March 2017	3,403	↓
<b>Variance since March 2016</b>	<b>(6.8%)</b>	↓



### ACTIVITY

Cumulative percentage of contracted UDA delivered 2016 & 2017



Adjusted Scheduled Activity (UDA)

Month	2016	2017
April	0	23
May	491	23
June	1,009	726
July	2,252	1,389
August	3,267	2,411
September	4,090	3,191
October	4,927	4,126
November	5,816	4,913
December	6,685	5,949
January	7,094	6,964
February	8,426	7,751
March	9,360	9,587
April	10,521	10,180
May	11,689	10,948
June	11,690	10,952

### QUALITY

	Quantity	Base Number	Contract	AT	Region	England
% of FP17s for the same patient ID Re-attending within 3 months - Children	60	1,144	5.2%	10.9%	12.0%	12.3%
% of FP17s for the same patient ID Re-attending within 3 months - Adults	474	3,716	12.8%	15.2%	16.0%	16.7%
% of FP17s for the same patient ID Re-attending between 3 & 9 months - Children	616	1,144	53.8%	61.3%	58.8%	57.6%
% of FP17s for the same patient ID Re-attending between 3 & 9 months - Adults	1,884	3,716	50.7%	54.8%	51.2%	50.1%
% of FP17s for Band 1 Urgent Courses	89	4,457	2.0%	7.0%	8.0%	9.1%
% of FP17s Relating to Free Repair or Replacements	28	4,457	0.6%	0.8%	0.8%	0.8%
% of FP17s Relating to Continuations	117	4,457	2.6%	1.6%	1.2%	1.2%
% of Patients satisfied with the dentistry they have received	4	4	N/A	92.3%	92.7%	92.8%
% of Patients satisfied with the time they had to wait for an appointment	4	4	N/A	88.0%	89.1%	88.7%

\* This is based on patients treated on this contract for their most recent course of treatment. Figures in italics indicate the base number of FP17s or Patient Questionnaire responses are less than 100. N/A is shown where the base number of responses is less than 10 during the period. % is calculated as Quantity/Base number\*100

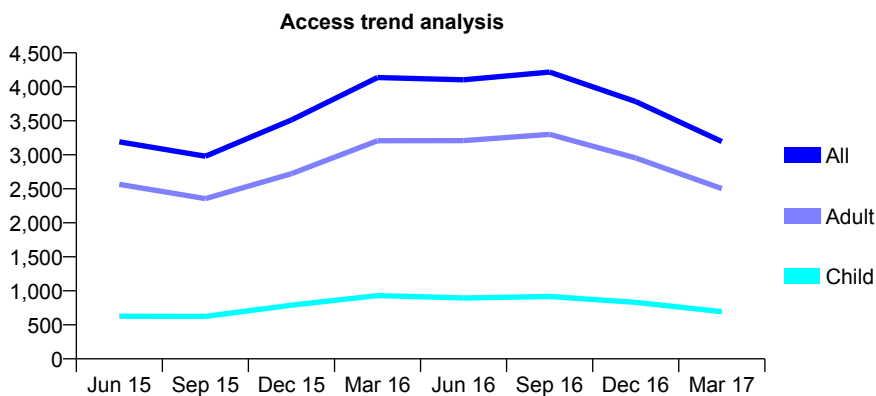
## Q55 - Vital Signs At a Glance Contract Report for 355127/0001 - Year end March 2017

Name or company name	MR A KOSHAL
Contract type name	GDS Contract
Purpose of contract	General
Contract start date	01/04/2006
Contract end date	

16/17 Contracted general activity (UDA)	10,677
Carry forward general activity (UDA)	-214
16/17 Contracted orthodontic activity (UOA)	0
Carry forward orthodontic activity (UOA)	0
Baseline contract value	£463,194.06

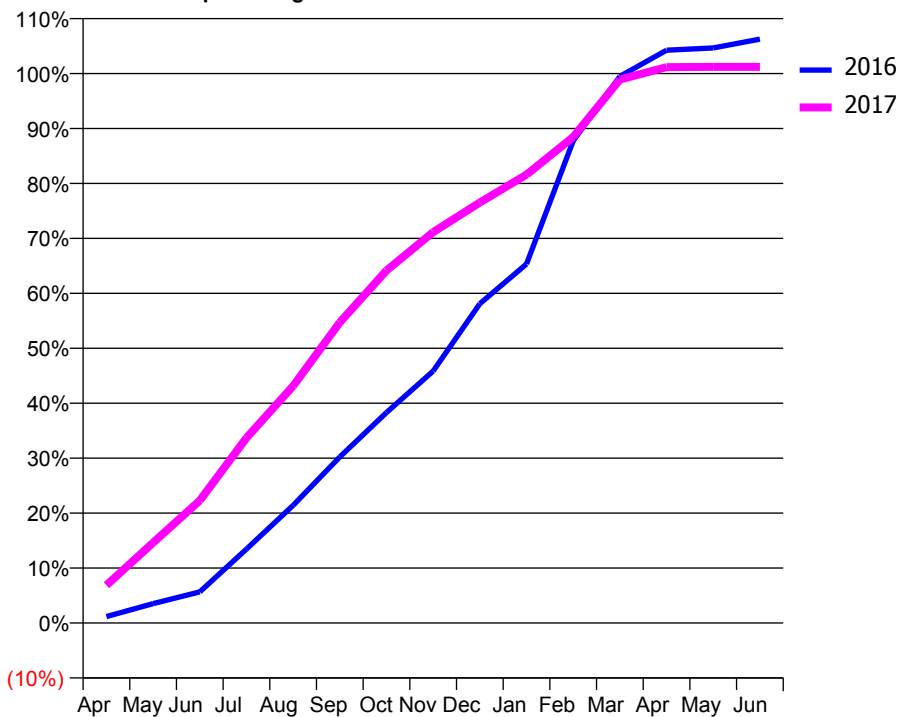
### ACCESS\*

Patients seen in 24 months	Total	Change since previous quarter
Quarter ending March 2016	4,137	
Quarter ending June 2016	4,103	→
Quarter ending September 2016	4,216	↑
Quarter ending December 2016	3,784	↓
Quarter ending March 2017	3,196	↓
<b>Variance since March 2016</b>	<b>(22.7%)</b>	<b>↓</b>



### ACTIVITY

Cumulative percentage of contracted UDA delivered 2016 & 2017



Adjusted Scheduled Activity (UDA)

Month	2016	2017
April	126	735
May	377	1,561
June	606	2,379
July	1,437	3,597
August	2,286	4,605
September	3,226	5,841
October	4,091	6,850
November	4,896	7,595
December	6,203	8,172
January	6,977	8,713
February	9,366	9,442
March	10,621	10,560
April	11,129	10,799
May	11,173	10,804
June	11,344	10,805

### QUALITY

	Quantity	Base Number	Contract	AT	Region	England
% of FP17s for the same patient ID Re-attending within 3 months - Children	86	1,255	6.9%	10.9%	12.0%	12.3%
% of FP17s for the same patient ID Re-attending within 3 months - Adults	616	4,231	14.6%	15.2%	16.0%	16.7%
% of FP17s for the same patient ID Re-attending between 3 & 9 months - Children	704	1,255	56.1%	61.3%	58.8%	57.6%
% of FP17s for the same patient ID Re-attending between 3 & 9 months - Adults	2,136	4,231	50.5%	54.8%	51.2%	50.1%
% of FP17s for Band 1 Urgent Courses	392	5,317	7.4%	7.0%	8.0%	9.1%
% of FP17s Relating to Free Repair or Replacements	50	5,317	0.9%	0.8%	0.8%	0.8%
% of FP17s Relating to Continuations	89	5,317	1.7%	1.6%	1.2%	1.2%
% of Patients satisfied with the dentistry they have received	6	6	N/A	92.3%	92.7%	92.8%
% of Patients satisfied with the time they had to wait for an appointment	6	6	N/A	88.0%	89.1%	88.7%

\* This is based on patients treated on this contract for their most recent course of treatment. Figures in italics indicate the base number of FP17s or Patient Questionnaire responses are less than 100. N/A is shown where the base number of responses is less than 10 during the period. % is calculated as Quantity/Base number\*100

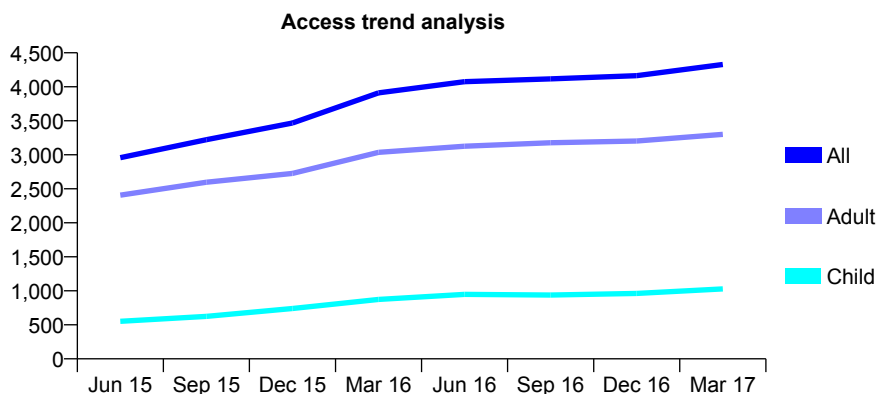
## Q55 - Vital Signs At a Glance Contract Report for 368350/0001 - Year end March 2017

Name or company name	MRS A MIODUSZEWSKA
Contract type name	GDS Contract
Purpose of contract	General
Contract start date	01/08/2012
Contract end date	

16/17 Contracted general activity (UDA)	13,546
Carry forward general activity (UDA)	-269
16/17 Contracted orthodontic activity (UOA)	0
Carry forward orthodontic activity (UOA)	0
Baseline contract value	£330,464.39

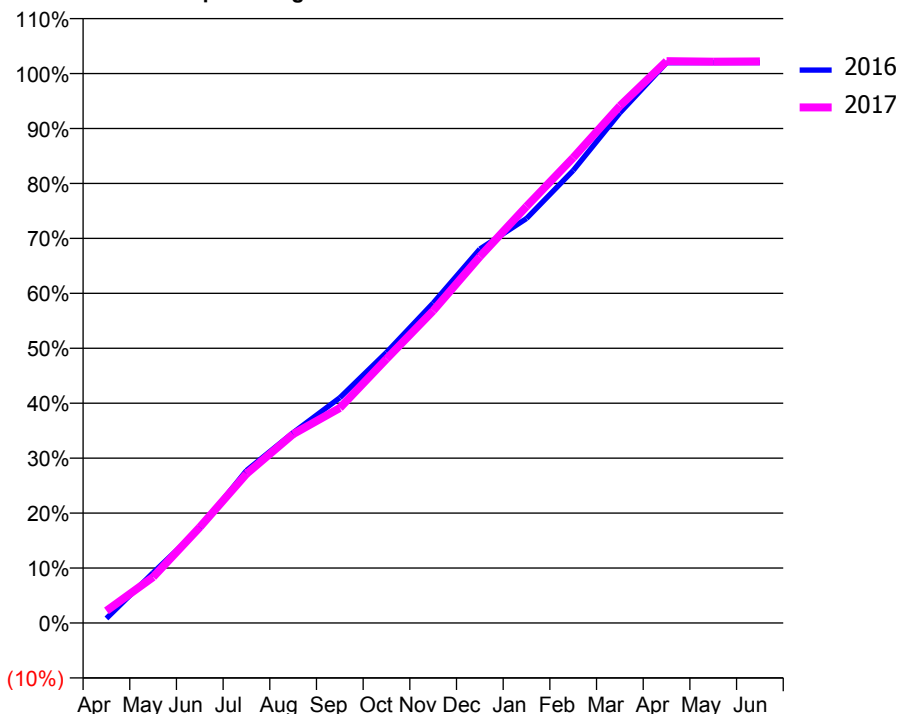
### ACCESS\*

Patients seen in 24 months	Total	Change since previous quarter
Quarter ending March 2016	3,911	
Quarter ending June 2016	4,075	↑
Quarter ending September 2016	4,117	→
Quarter ending December 2016	4,164	→
Quarter ending March 2017	4,329	↑
<b>Variance since March 2016</b>	<b>10.7%</b>	<b>↑</b>



### ACTIVITY

Cumulative percentage of contracted UDA delivered 2016 & 2017



Month	Adjusted Scheduled Activity (UDA)	
	2016	2017
April	114	302
May	1,241	1,131
June	2,335	2,363
July	3,760	3,678
August	4,692	4,656
September	5,553	5,302
October	6,671	6,509
November	7,886	7,695
December	9,220	9,032
January	9,971	10,271
February	11,156	11,471
March	12,577	12,745
April	13,812	13,851
May	13,816	13,839
June	13,815	13,843

### QUALITY

	Quantity	Base Number	Contract	AT	Region	England
% of FP17s for the same patient ID Re-attending within 3 months - Children	160	1,890	8.5%	10.9%	12.0%	12.3%
% of FP17s for the same patient ID Re-attending within 3 months - Adults	476	5,342	8.9%	15.2%	16.0%	16.7%
% of FP17s for the same patient ID Re-attending between 3 & 9 months - Children	1,219	1,890	64.5%	61.3%	58.8%	57.6%
% of FP17s for the same patient ID Re-attending between 3 & 9 months - Adults	3,674	5,342	68.8%	54.8%	51.2%	50.1%
% of FP17s for Band 1 Urgent Courses	159	6,589	2.4%	7.0%	8.0%	9.1%
% of FP17s Relating to Free Repair or Replacements	21	6,589	0.3%	0.8%	0.8%	0.8%
% of FP17s Relating to Continuations	77	6,589	1.2%	1.6%	1.2%	1.2%
% of Patients satisfied with the dentistry they have received	13	14	92.9%	92.3%	92.7%	92.8%
% of Patients satisfied with the time they had to wait for an appointment	13	14	92.9%	88.0%	89.1%	88.7%

\* This is based on patients treated on this contract for their most recent course of treatment. Figures in italics indicate the base number of FP17s or Patient Questionnaire responses are less than 100. N/A is shown where the base number of responses is less than 10 during the period. % is calculated as Quantity/Base number\*100

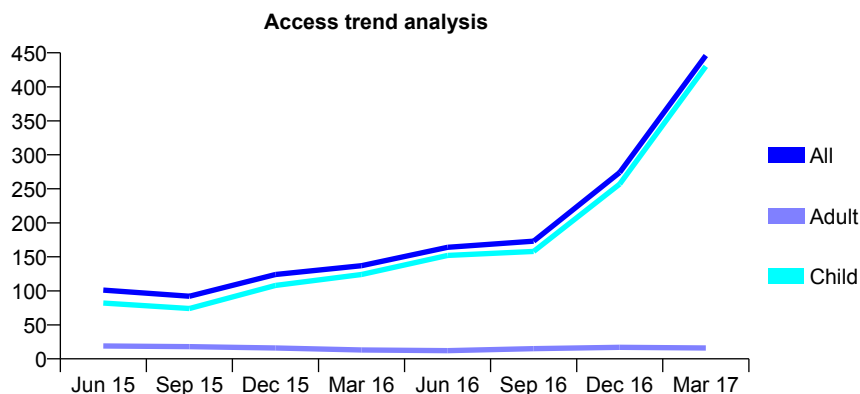
## Q55 - Vital Signs At a Glance Contract Report for 561916/0002 - Year end March 2017

Name or company name	MISS BM WILSON
Contract type name	GDS Contract
Purpose of contract	General
Contract start date	23/06/2013
Contract end date	

16/17 Contracted general activity (UDA)	787
Carry forward general activity (UDA)	0
16/17 Contracted orthodontic activity (UOA)	0
Carry forward orthodontic activity (UOA)	0
Baseline contract value	£20,700.78

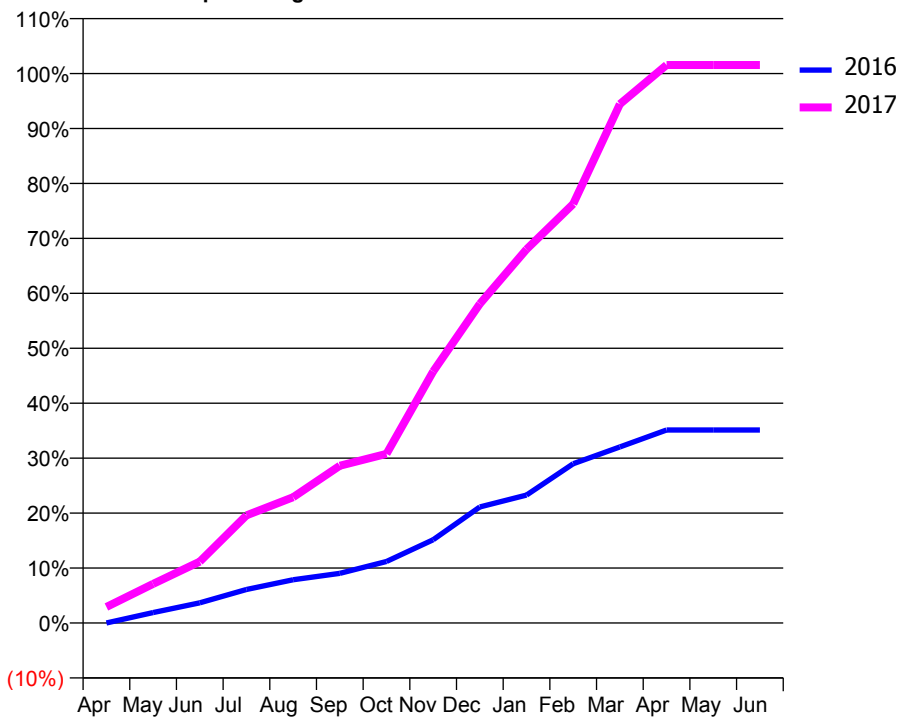
### ACCESS\*

Patients seen in 24 months	Total	Change since previous quarter
Quarter ending March 2016	137	
Quarter ending June 2016	164	↑
Quarter ending September 2016	173	↑
Quarter ending December 2016	274	↑
Quarter ending March 2017	446	↑
<b>Variance since March 2016</b>	<b>225.5%</b>	<b>↑</b>



### ACTIVITY

Cumulative percentage of contracted UDA delivered 2016 & 2017



Month	Adjusted Scheduled Activity (UDA)	
	2016	2017
April	0	23
May	15	56
June	29	88
July	48	154
August	62	180
September	71	225
October	88	242
November	119	360
December	166	457
January	183	535
February	228	600
March	252	743
April	276	799
May	276	799
June	276	799

### QUALITY

	Quantity	Base Number	Contract	AT	Region	England
% of FP17s for the same patient ID Re-attending within 3 months - Children	37	518	7.1%	10.9%	12.0%	12.3%
% of FP17s for the same patient ID Re-attending within 3 months - Adults	0	1	0.0%	15.2%	16.0%	16.7%
% of FP17s for the same patient ID Re-attending between 3 & 9 months - Children	117	518	22.6%	61.3%	58.8%	57.6%
% of FP17s for the same patient ID Re-attending between 3 & 9 months - Adults	0	1	0.0%	54.8%	51.2%	50.1%
% of FP17s for Band 1 Urgent Courses	1	545	0.2%	7.0%	8.0%	9.1%
% of FP17s Relating to Free Repair or Replacements	0	545	0.0%	0.8%	0.8%	0.8%
% of FP17s Relating to Continuations	15	545	2.8%	1.6%	1.2%	1.2%
% of Patients satisfied with the dentistry they have received	0	0	N/A	92.3%	92.7%	92.8%
% of Patients satisfied with the time they had to wait for an appointment	0	0	N/A	88.0%	89.1%	88.7%

\* This is based on patients treated on this contract for their most recent course of treatment. Figures in italics indicate the base number of FP17s or Patient Questionnaire responses are less than 100. N/A is shown where the base number of responses is less than 10 during the period. % is calculated as Quantity/Base number\*100

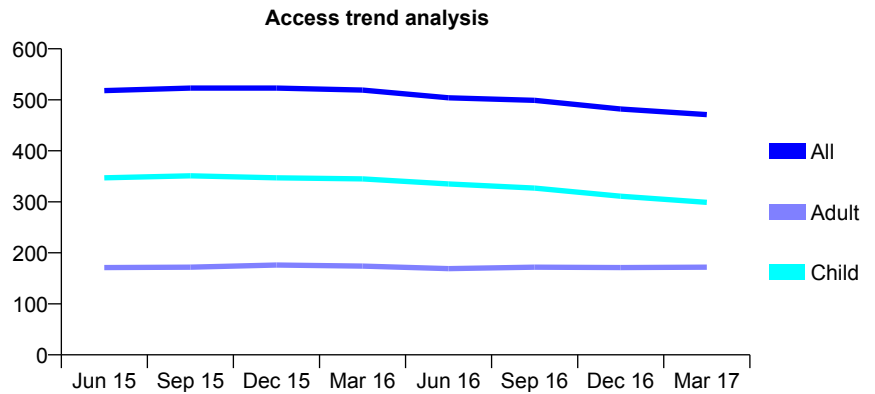
## Q55 - Vital Signs At a Glance Contract Report for 571776/0001 - Year end March 2017

Name or company name	MR JS FITTON
Contract type name	GDS Contract
Purpose of contract	General
Contract start date	01/04/2006
Contract end date	

16/17 Contracted general activity (UDA)	1,024
Carry forward general activity (UDA)	0
16/17 Contracted orthodontic activity (UOA)	0
Carry forward orthodontic activity (UOA)	0
Baseline contract value	£22,384.24

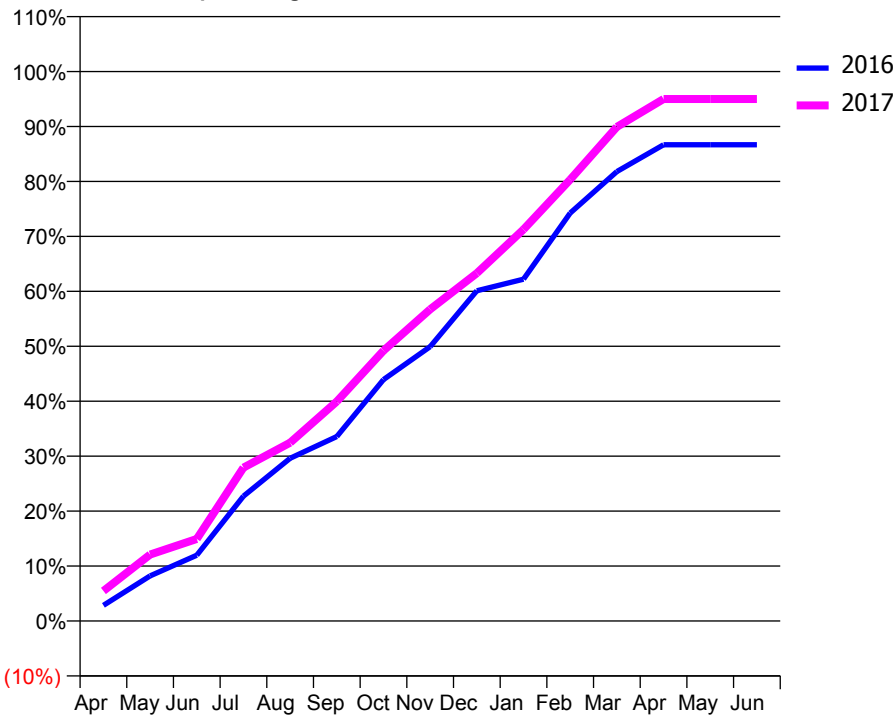
### ACCESS\*

Patients seen in 24 months	Total	Change since previous quarter
Quarter ending March 2016	519	
Quarter ending June 2016	504	↓
Quarter ending September 2016	499	→
Quarter ending December 2016	482	↓
Quarter ending March 2017	471	↓
<b>Variance since March 2016</b>	<b>(9.2%)</b>	<b>↓</b>



### ACTIVITY

Cumulative percentage of contracted UDA delivered 2016 & 2017



Month	Adjusted Scheduled Activity (UDA)	
	2016	2017
April	32	56
May	92	124
June	134	153
July	254	286
August	331	332
September	376	409
October	492	504
November	559	581
December	673	648
January	696	730
February	831	823
March	915	921
April	970	973
May	970	973
June	970	973

### QUALITY

	Quantity	Base Number	Contract	AT	Region	England
% of FP17s for the same patient ID Re-attending within 3 months - Children	34	498	6.8%	10.9%	12.0%	12.3%
% of FP17s for the same patient ID Re-attending within 3 months - Adults	14	211	6.6%	15.2%	16.0%	16.7%
% of FP17s for the same patient ID Re-attending between 3 & 9 months - Children	372	498	74.7%	61.3%	58.8%	57.6%
% of FP17s for the same patient ID Re-attending between 3 & 9 months - Adults	122	211	57.8%	54.8%	51.2%	50.1%
% of FP17s for Band 1 Urgent Courses	34	704	4.8%	7.0%	8.0%	9.1%
% of FP17s Relating to Free Repair or Replacements	0	704	0.0%	0.8%	0.8%	0.8%
% of FP17s Relating to Continuations	0	704	0.0%	1.6%	1.2%	1.2%
% of Patients satisfied with the dentistry they have received	0	0	N/A	92.3%	92.7%	92.8%
% of Patients satisfied with the time they had to wait for an appointment	0	0	N/A	88.0%	89.1%	88.7%

\* This is based on patients treated on this contract for their most recent course of treatment. Figures in italics indicate the base number of FP17s or Patient Questionnaire responses are less than 100. N/A is shown where the base number of responses is less than 10 during the period. % is calculated as Quantity/Base number\*100

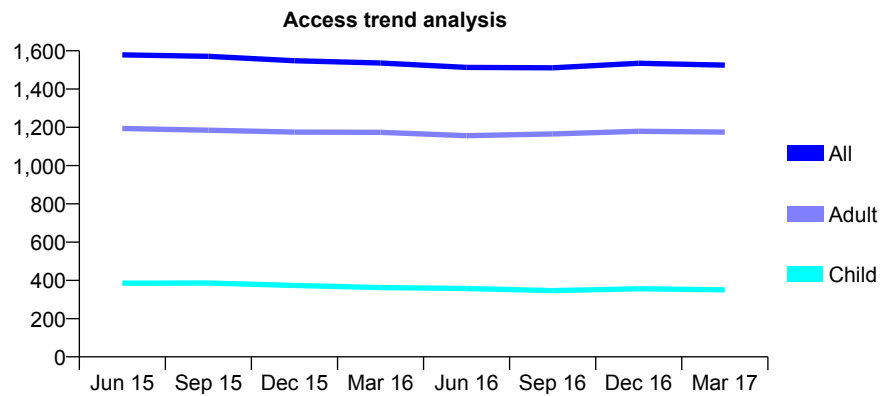
## Q55 - Vital Signs At a Glance Contract Report for 572497/0001 - Year end March 2017

Name or company name	MR CA TAVARES
Contract type name	GDS Contract
Purpose of contract	General
Contract start date	01/04/2006
Contract end date	

16/17 Contracted general activity (UDA)	4,705
Carry forward general activity (UDA)	0
16/17 Contracted orthodontic activity (UOA)	0
Carry forward orthodontic activity (UOA)	0
Baseline contract value	£102,922.04

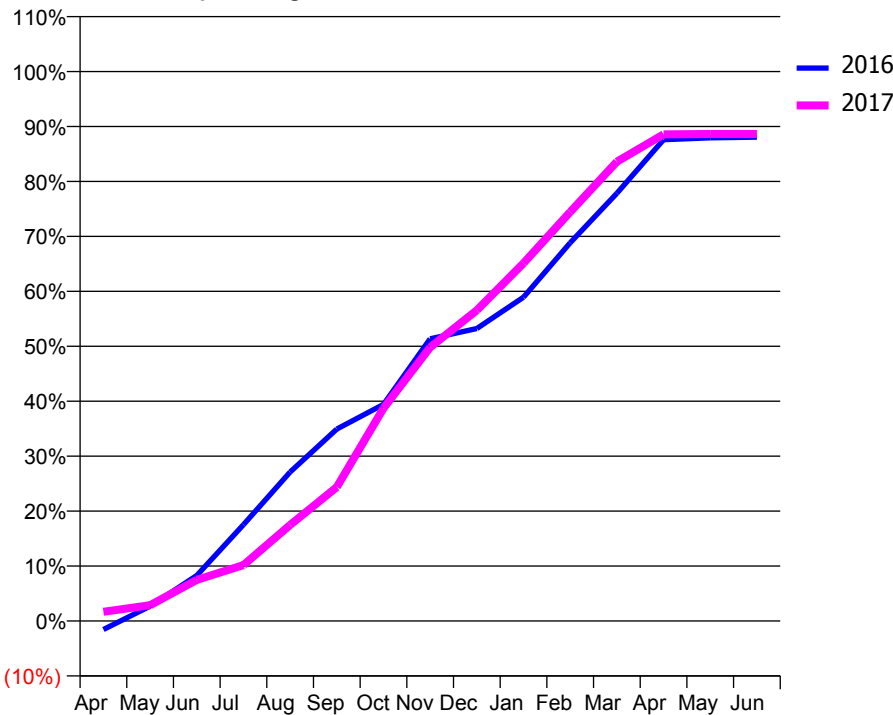
### ACCESS\*

Patients seen in 24 months	Total	Change since previous quarter
Quarter ending March 2016	1,536	
Quarter ending June 2016	1,513	↓
Quarter ending September 2016	1,511	→
Quarter ending December 2016	1,535	→
Quarter ending March 2017	1,525	→
<b>Variance since March 2016</b>	<b>(0.7%)</b>	→



### ACTIVITY

Cumulative percentage of contracted UDA delivered 2016 & 2017



Month	Adjusted Scheduled Activity (UDA)	
	2016	2017
April	-74	79
May	128	135
June	390	353
July	825	479
August	1,276	823
September	1,644	1,147
October	1,854	1,822
November	2,417	2,344
December	2,504	2,661
January	2,773	3,064
February	3,238	3,503
March	3,662	3,932
April	4,121	4,167
May	4,137	4,170
June	4,143	4,170

### QUALITY

	Quantity	Base Number	Contract	AT	Region	England
% of FP17s for the same patient ID Re-attending within 3 months - Children	25	602	4.2%	10.9%	12.0%	12.3%
% of FP17s for the same patient ID Re-attending within 3 months - Adults	253	2,046	12.4%	15.2%	16.0%	16.7%
% of FP17s for the same patient ID Re-attending between 3 & 9 months - Children	404	602	67.1%	61.3%	58.8%	57.6%
% of FP17s for the same patient ID Re-attending between 3 & 9 months - Adults	1,445	2,046	70.6%	54.8%	51.2%	50.1%
% of FP17s for Band 1 Urgent Courses	113	2,487	4.5%	7.0%	8.0%	9.1%
% of FP17s Relating to Free Repair or Replacements	11	2,487	0.4%	0.8%	0.8%	0.8%
% of FP17s Relating to Continuations	28	2,487	1.1%	1.6%	1.2%	1.2%
% of Patients satisfied with the dentistry they have received	3	3	N/A	92.3%	92.7%	92.8%
% of Patients satisfied with the time they had to wait for an appointment	2	3	N/A	88.0%	89.1%	88.7%

\* This is based on patients treated on this contract for their most recent course of treatment. Figures in italics indicate the base number of FP17s or Patient Questionnaire responses are less than 100. N/A is shown where the base number of responses is less than 10 during the period. % is calculated as Quantity/Base number\*100

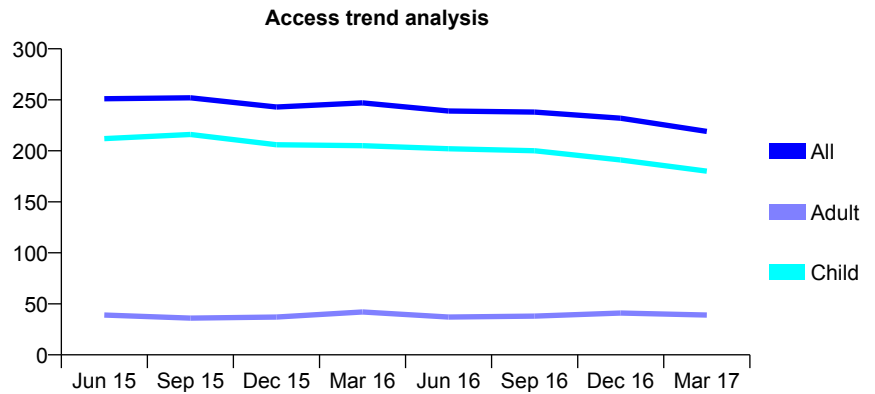
## Q55 - Vital Signs At a Glance Contract Report for 572985/0001 - Year end March 2017

Name or company name	MR C STEAD
Contract type name	GDS Contract
Purpose of contract	General
Contract start date	01/04/2006
Contract end date	

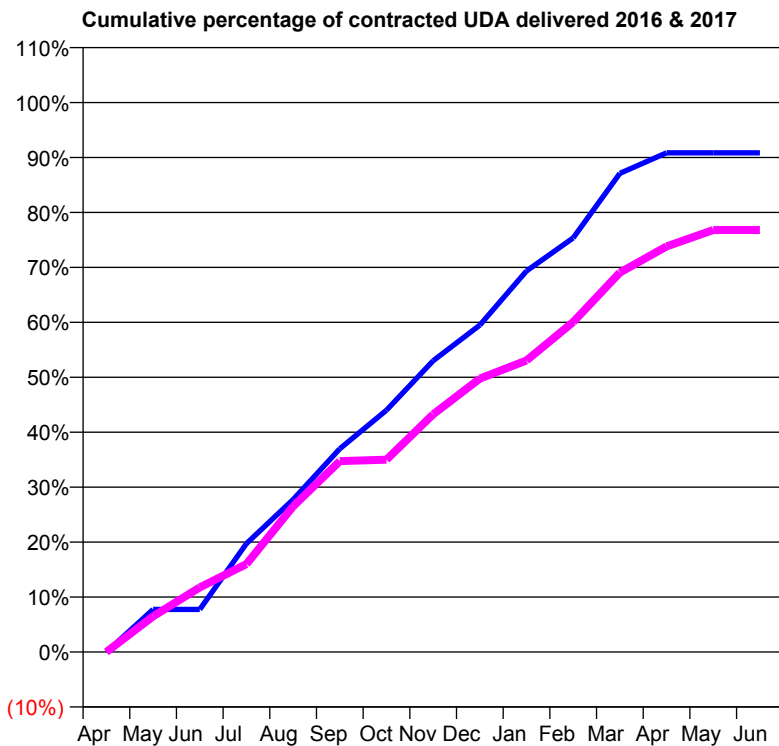
16/17 Contracted general activity (UDA)	400
Carry forward general activity (UDA)	0
16/17 Contracted orthodontic activity (UOA)	0
Carry forward orthodontic activity (UOA)	0
Baseline contract value	£9,714.42

### ACCESS\*

Patients seen in 24 months	Total	Change since previous quarter
Quarter ending March 2016	247	
Quarter ending June 2016	239	↓
Quarter ending September 2016	238	→
Quarter ending December 2016	232	↓
Quarter ending March 2017	219	↓
<b>Variance since March 2016</b>	<b>(11.3%)</b>	<b>↓</b>



### ACTIVITY



Month	Adjusted Scheduled Activity (UDA)	
	2016	2017
April	0	0
May	31	26
June	31	47
July	79	64
August	111	106
September	148	139
October	176	140
November	212	173
December	238	199
January	277	212
February	301	240
March	348	276
April	363	295
May	363	307
June	363	307

### QUALITY

	Quantity	Base Number	Contract	AT	Region	England
% of FP17s for the same patient ID Re-attending within 3 months - Children	15	264	5.7%	10.9%	12.0%	12.3%
% of FP17s for the same patient ID Re-attending within 3 months - Adults	0	12	0.0%	15.2%	16.0%	16.7%
% of FP17s for the same patient ID Re-attending between 3 & 9 months - Children	172	264	65.2%	61.3%	58.8%	57.6%
% of FP17s for the same patient ID Re-attending between 3 & 9 months - Adults	9	12	75.0%	54.8%	51.2%	50.1%
% of FP17s for Band 1 Urgent Courses	1	283	0.4%	7.0%	8.0%	9.1%
% of FP17s Relating to Free Repair or Replacements	0	283	0.0%	0.8%	0.8%	0.8%
% of FP17s Relating to Continuations	0	283	0.0%	1.6%	1.2%	1.2%
% of Patients satisfied with the dentistry they have received	0	0	N/A	92.3%	92.7%	92.8%
% of Patients satisfied with the time they had to wait for an appointment	0	0	N/A	88.0%	89.1%	88.7%

\* This is based on patients treated on this contract for their most recent course of treatment. Figures in italics indicate the base number of FP17s or Patient Questionnaire responses are less than 100. N/A is shown where the base number of responses is less than 10 during the period. % is calculated as Quantity/Base number\*100



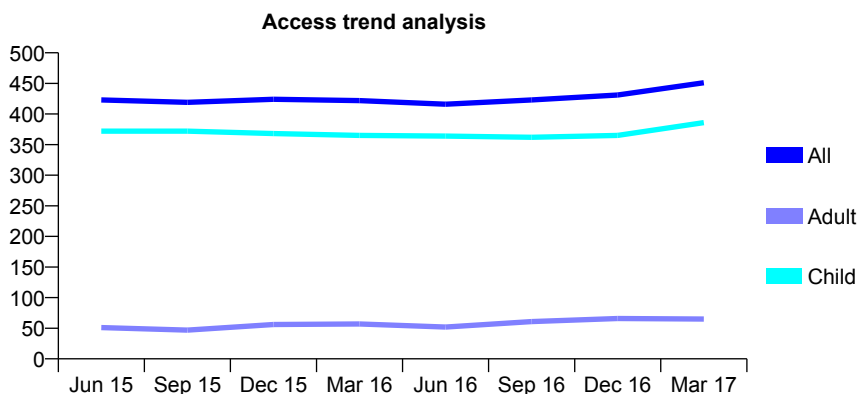
## Q55 - Vital Signs At a Glance Contract Report for 574813/0001 - Year end March 2017

Name or company name	MR BB SNAPE
Contract type name	GDS Contract
Purpose of contract	General
Contract start date	01/04/2006
Contract end date	

16/17 Contracted general activity (UDA)	780
Carry forward general activity (UDA)	0
16/17 Contracted orthodontic activity (UOA)	0
Carry forward orthodontic activity (UOA)	0
Baseline contract value	£15,595.02

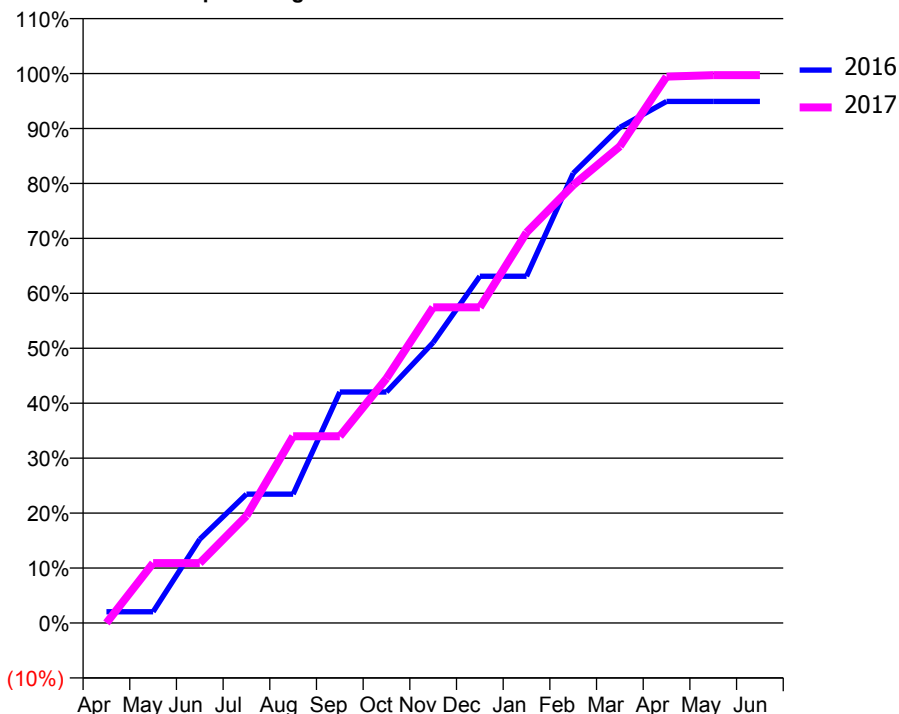
### ACCESS\*

Patients seen in 24 months	Total	Change since previous quarter
Quarter ending March 2016	422	
Quarter ending June 2016	416	↓
Quarter ending September 2016	423	→
Quarter ending December 2016	431	→
Quarter ending March 2017	451	↑
<b>Variance since March 2016</b>	<b>6.9%</b>	<b>↑</b>



### ACTIVITY

Cumulative percentage of contracted UDA delivered 2016 & 2017



Month	Adjusted Scheduled Activity (UDA)	
	2016	2017
April	16	0
May	16	85
June	119	85
July	183	152
August	183	265
September	328	265
October	328	347
November	398	448
December	492	448
January	492	554
February	638	622
March	703	677
April	740	776
May	740	778
June	740	778

### QUALITY

	Quantity	Base Number	Contract	AT	Region	England
% of FP17s for the same patient ID Re-attending within 3 months - Children	16	578	2.8%	10.9%	12.0%	12.3%
% of FP17s for the same patient ID Re-attending within 3 months - Adults	0	23	0.0%	15.2%	16.0%	16.7%
% of FP17s for the same patient ID Re-attending between 3 & 9 months - Children	408	578	70.6%	61.3%	58.8%	57.6%
% of FP17s for the same patient ID Re-attending between 3 & 9 months - Adults	16	23	69.6%	54.8%	51.2%	50.1%
% of FP17s for Band 1 Urgent Courses	3	639	0.5%	7.0%	8.0%	9.1%
% of FP17s Relating to Free Repair or Replacements	0	639	0.0%	0.8%	0.8%	0.8%
% of FP17s Relating to Continuations	5	639	0.8%	1.6%	1.2%	1.2%
% of Patients satisfied with the dentistry they have received	0	0	N/A	92.3%	92.7%	92.8%
% of Patients satisfied with the time they had to wait for an appointment	0	0	N/A	88.0%	89.1%	88.7%

\* This is based on patients treated on this contract for their most recent course of treatment. Figures in italics indicate the base number of FP17s or Patient Questionnaire responses are less than 100. N/A is shown where the base number of responses is less than 10 during the period. % is calculated as Quantity/Base number\*100

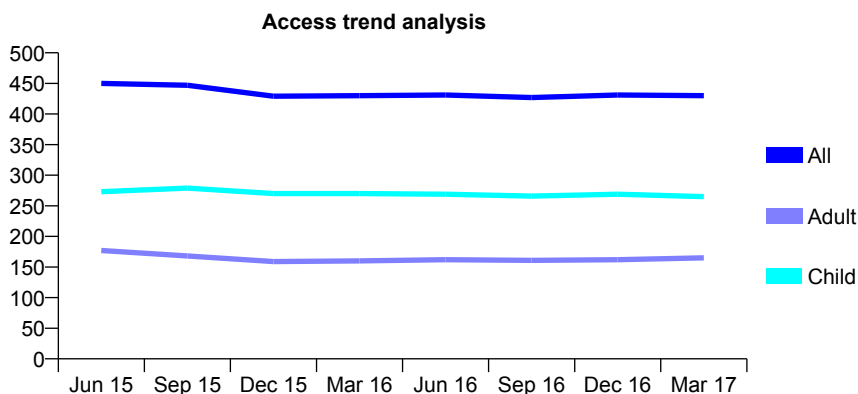
## Q55 - Vital Signs At a Glance Contract Report for 575275/0001 - Year end March 2017

Name or company name	MR SM O'DONOVAN
Contract type name	GDS Contract
Purpose of contract	General
Contract start date	01/04/2006
Contract end date	

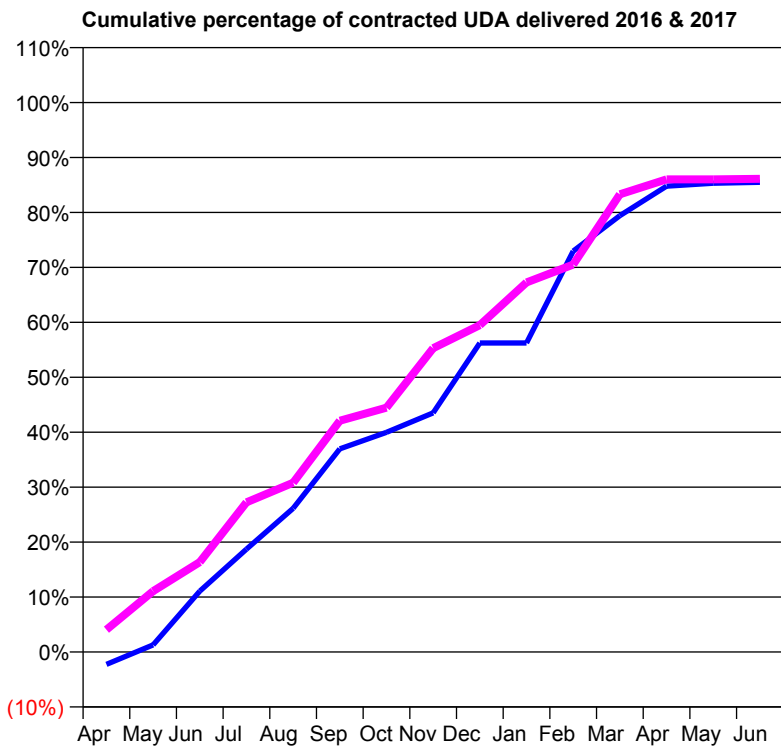
16/17 Contracted general activity (UDA)	1,104
Carry forward general activity (UDA)	0
16/17 Contracted orthodontic activity (UOA)	0
Carry forward orthodontic activity (UOA)	0
Baseline contract value	£22,149.92

### ACCESS\*

Patients seen in 24 months	Total	Change since previous quarter
Quarter ending March 2016	430	
Quarter ending June 2016	431	→
Quarter ending September 2016	427	→
Quarter ending December 2016	431	→
Quarter ending March 2017	430	→
<b>Variance since March 2016</b>	<b>0.0%</b>	<b>→</b>



### ACTIVITY



Month	Adjusted Scheduled Activity (UDA)	
	2016	2017
April	-25	45
May	14	122
June	122	181
July	207	301
August	289	340
September	408	465
October	441	491
November	480	610
December	621	657
January	621	742
February	805	778
March	877	920
April	936	950
May	942	950
June	944	951

### QUALITY

	Quantity	Base Number	Contract	AT	Region	England
% of FP17s for the same patient ID Re-attending within 3 months - Children	37	444	8.3%	10.9%	12.0%	12.3%
% of FP17s for the same patient ID Re-attending within 3 months - Adults	29	223	13.0%	15.2%	16.0%	16.7%
% of FP17s for the same patient ID Re-attending between 3 & 9 months - Children	268	444	60.4%	61.3%	58.8%	57.6%
% of FP17s for the same patient ID Re-attending between 3 & 9 months - Adults	145	223	65.0%	54.8%	51.2%	50.1%
% of FP17s for Band 1 Urgent Courses	23	650	3.5%	7.0%	8.0%	9.1%
% of FP17s Relating to Free Repair or Replacements	0	650	0.0%	0.8%	0.8%	0.8%
% of FP17s Relating to Continuations	1	650	0.2%	1.6%	1.2%	1.2%
% of Patients satisfied with the dentistry they have received	0	0	N/A	92.3%	92.7%	92.8%
% of Patients satisfied with the time they had to wait for an appointment	0	0	N/A	88.0%	89.1%	88.7%

\* This is based on patients treated on this contract for their most recent course of treatment. Figures in italics indicate the base number of FP17s or Patient Questionnaire responses are less than 100. N/A is shown where the base number of responses is less than 10 during the period. % is calculated as Quantity/Base number\*100

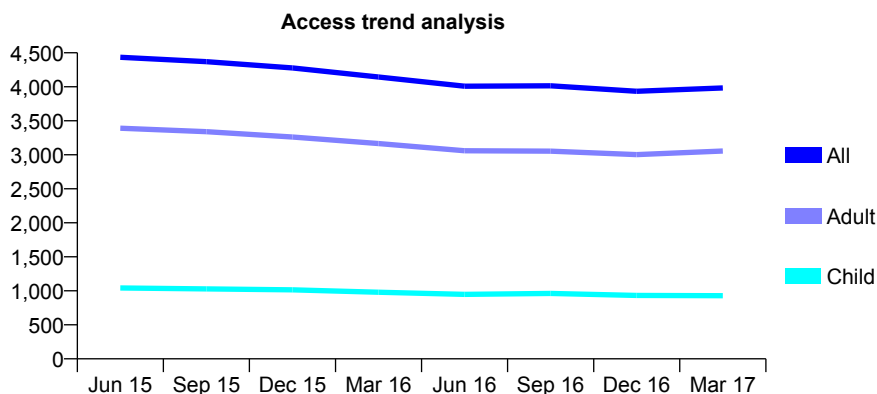
## Q55 - Vital Signs At a Glance Contract Report for 576050/0002 - Year end March 2017

Name or company name	MR AJ STOGGALL
Contract type name	GDS Contract
Purpose of contract	General
Contract start date	01/04/2006
Contract end date	

16/17 Contracted general activity (UDA)	13,494
Carry forward general activity (UDA)	316
16/17 Contracted orthodontic activity (UOA)	0
Carry forward orthodontic activity (UOA)	0
Baseline contract value	£355,288.28

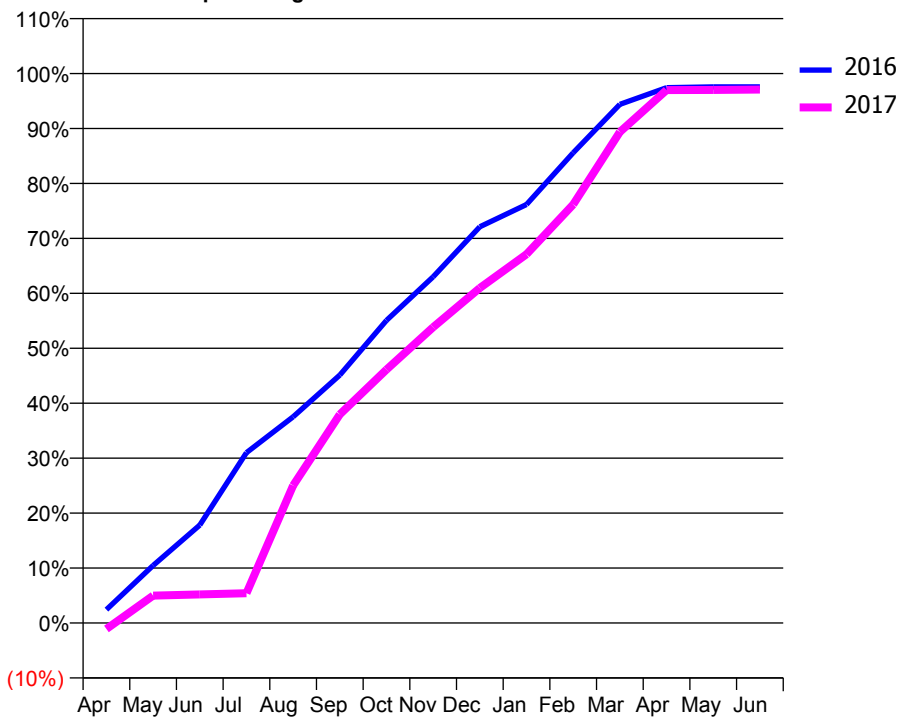
### ACCESS\*

Patients seen in 24 months	Total	Change since previous quarter
Quarter ending March 2016	4,145	
Quarter ending June 2016	4,008	↓
Quarter ending September 2016	4,014	→
Quarter ending December 2016	3,935	↓
Quarter ending March 2017	3,984	→
<b>Variance since March 2016</b>	<b>(3.9%)</b>	<b>↓</b>



### ACTIVITY

Cumulative percentage of contracted UDA delivered 2016 & 2017



Month	Adjusted Scheduled Activity (UDA)	
	2016	2017
April	319	-150
May	1,365	671
June	2,323	702
July	4,042	733
August	4,892	3,379
September	5,882	5,122
October	7,180	6,224
November	8,212	7,264
December	9,400	8,226
January	9,929	9,055
February	11,155	10,278
March	12,304	12,060
April	12,700	13,088
May	12,719	13,091
June	12,719	13,099

### QUALITY

	Quantity	Base Number	Contract	AT	Region	England
% of FP17s for the same patient ID Re-attending within 3 months - Children	134	1,430	9.4%	10.9%	12.0%	12.3%
% of FP17s for the same patient ID Re-attending within 3 months - Adults	1,003	4,978	20.1%	15.2%	16.0%	16.7%
% of FP17s for the same patient ID Re-attending between 3 & 9 months - Children	785	1,430	54.9%	61.3%	58.8%	57.6%
% of FP17s for the same patient ID Re-attending between 3 & 9 months - Adults	2,603	4,978	52.3%	54.8%	51.2%	50.1%
% of FP17s for Band 1 Urgent Courses	615	6,586	9.3%	7.0%	8.0%	9.1%
% of FP17s Relating to Free Repair or Replacements	109	6,586	1.7%	0.8%	0.8%	0.8%
% of FP17s Relating to Continuations	296	6,586	4.5%	1.6%	1.2%	1.2%
% of Patients satisfied with the dentistry they have received	9	9	N/A	92.3%	92.7%	92.8%
% of Patients satisfied with the time they had to wait for an appointment	9	9	N/A	88.0%	89.1%	88.7%

\* This is based on patients treated on this contract for their most recent course of treatment. Figures in italics indicate the base number of FP17s or Patient Questionnaire responses are less than 100. N/A is shown where the base number of responses is less than 10 during the period. % is calculated as Quantity/Base number\*100

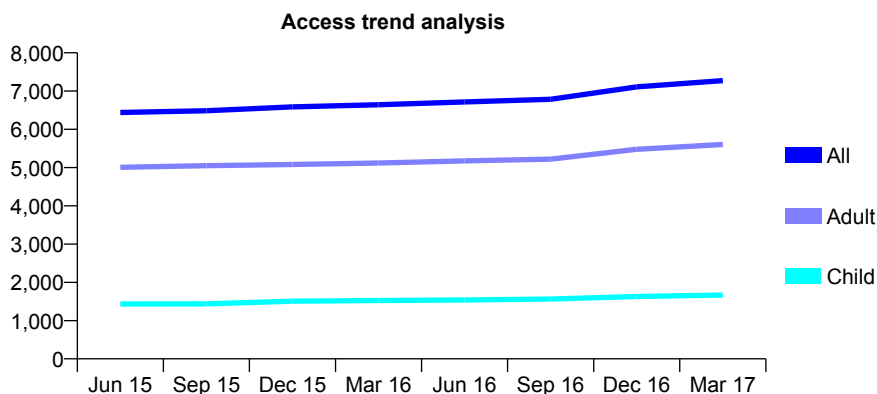
## Q55 - Vital Signs At a Glance Contract Report for 577421/0001 - Year end March 2017

Name or company name	MISS AC PETERSON
Contract type name	GDS Contract
Purpose of contract	General
Contract start date	01/04/2006
Contract end date	

16/17 Contracted general activity (UDA)	16,515
Carry forward general activity (UDA)	-175
16/17 Contracted orthodontic activity (UOA)	0
Carry forward orthodontic activity (UOA)	0
Baseline contract value	£457,711.70

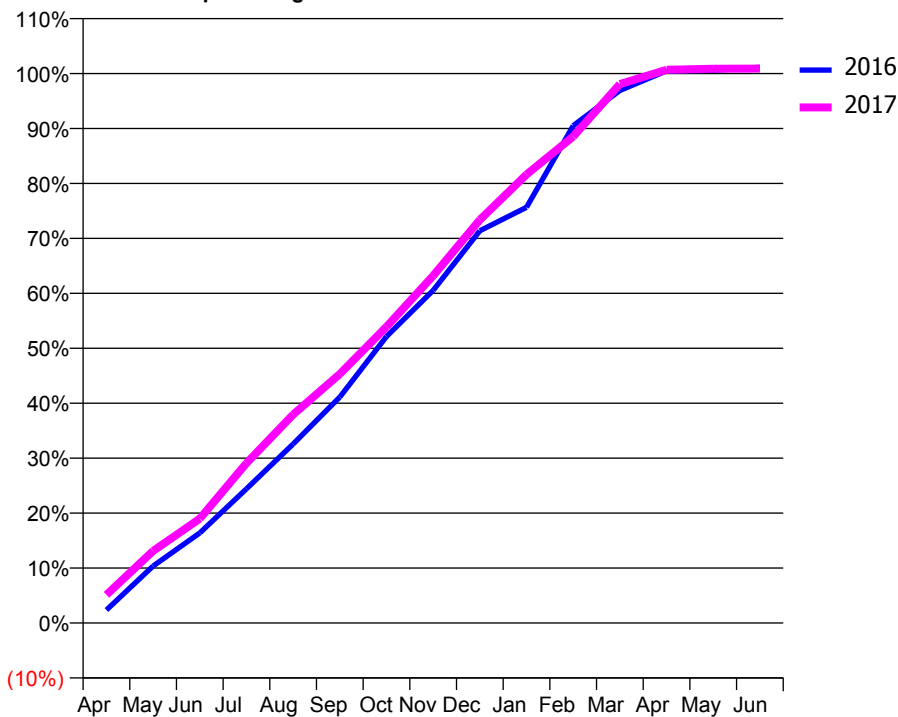
### ACCESS\*

Patients seen in 24 months	Total	Change since previous quarter
Quarter ending March 2016	6,644	
Quarter ending June 2016	6,715	→
Quarter ending September 2016	6,784	→
Quarter ending December 2016	7,109	↑
Quarter ending March 2017	7,272	↑
<b>Variance since March 2016</b>	<b>9.5%</b>	<b>↑</b>



### ACTIVITY

Cumulative percentage of contracted UDA delivered 2016 & 2017



Adjusted Scheduled Activity (UDA)

Month	2016	2017
April	366	846
May	1,610	2,166
June	2,542	3,137
July	3,790	4,803
August	5,054	6,265
September	6,381	7,484
October	8,089	8,901
November	9,392	10,436
December	11,075	12,116
January	11,736	13,478
February	14,041	14,623
March	15,037	16,198
April	15,588	16,627
May	15,605	16,656
June	15,690	16,663

### QUALITY

	Quantity	Base Number	Contract	AT	Region	England
% of FP17s for the same patient ID Re-attending within 3 months - Children	113	2,299	4.9%	10.9%	12.0%	12.3%
% of FP17s for the same patient ID Re-attending within 3 months - Adults	949	7,528	12.6%	15.2%	16.0%	16.7%
% of FP17s for the same patient ID Re-attending between 3 & 9 months - Children	1,372	2,299	59.7%	61.3%	58.8%	57.6%
% of FP17s for the same patient ID Re-attending between 3 & 9 months - Adults	3,831	7,528	50.9%	54.8%	51.2%	50.1%
% of FP17s for Band 1 Urgent Courses	425	8,195	5.2%	7.0%	8.0%	9.1%
% of FP17s Relating to Free Repair or Replacements	101	8,195	1.2%	0.8%	0.8%	0.8%
% of FP17s Relating to Continuations	164	8,195	2.0%	1.6%	1.2%	1.2%
% of Patients satisfied with the dentistry they have received	14	14	100.0%	92.3%	92.7%	92.8%
% of Patients satisfied with the time they had to wait for an appointment	13	14	92.9%	88.0%	89.1%	88.7%

\* This is based on patients treated on this contract for their most recent course of treatment. Figures in italics indicate the base number of FP17s or Patient Questionnaire responses are less than 100. N/A is shown where the base number of responses is less than 10 during the period. % is calculated as Quantity/Base number\*100

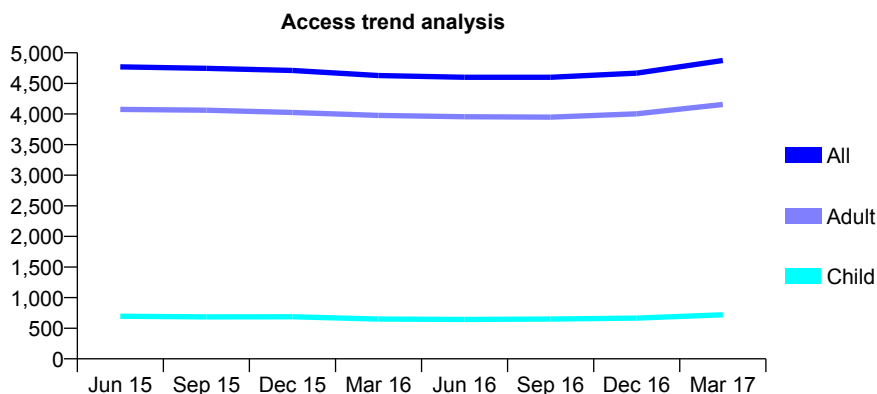
## Q55 - Vital Signs At a Glance Contract Report for 612715/0001 - Year end March 2017

Name or company name	MRS A POONI
Contract type name	GDS Contract
Purpose of contract	General
Contract start date	01/02/2010
Contract end date	

16/17 Contracted general activity (UDA)	14,207
Carry forward general activity (UDA)	-264
16/17 Contracted orthodontic activity (UOA)	0
Carry forward orthodontic activity (UOA)	0
Baseline contract value	£293,435.33

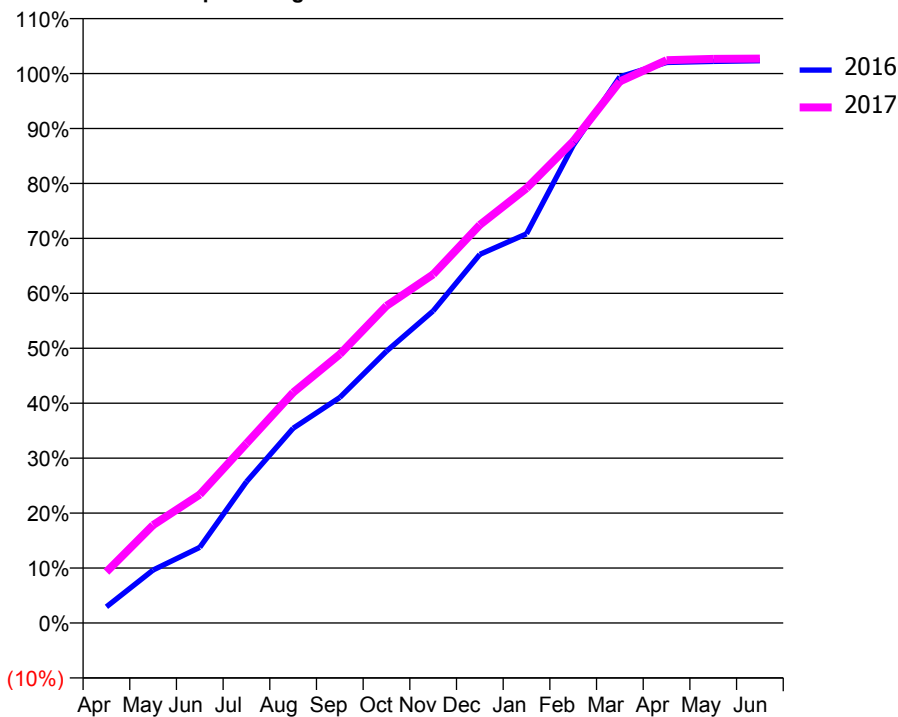
### ACCESS\*

Patients seen in 24 months	Total	Change since previous quarter
Quarter ending March 2016	4,628	
Quarter ending June 2016	4,600	→
Quarter ending September 2016	4,600	→
Quarter ending December 2016	4,668	→
Quarter ending March 2017	4,875	↑
<b>Variance since March 2016</b>	<b>5.3%</b>	<b>↑</b>



### ACTIVITY

Cumulative percentage of contracted UDA delivered 2016 & 2017



Month	2016	2017
April	389	1,324
May	1,273	2,534
June	1,818	3,321
July	3,397	4,641
August	4,682	5,959
September	5,420	6,949
October	6,532	8,201
November	7,502	9,013
December	8,860	10,294
January	9,354	11,242
February	11,477	12,454
March	13,128	14,004
April	13,473	14,552
May	13,496	14,585
June	13,512	14,592

### QUALITY

	Quantity	Base Number	Contract	AT	Region	England
% of FP17s for the same patient ID Re-attending within 3 months - Children	61	1,127	5.4%	10.9%	12.0%	12.3%
% of FP17s for the same patient ID Re-attending within 3 months - Adults	937	6,173	15.2%	15.2%	16.0%	16.7%
% of FP17s for the same patient ID Re-attending between 3 & 9 months - Children	663	1,127	58.8%	61.3%	58.8%	57.6%
% of FP17s for the same patient ID Re-attending between 3 & 9 months - Adults	3,342	6,173	54.1%	54.8%	51.2%	50.1%
% of FP17s for Band 1 Urgent Courses	462	7,433	6.2%	7.0%	8.0%	9.1%
% of FP17s Relating to Free Repair or Replacements	43	7,433	0.6%	0.8%	0.8%	0.8%
% of FP17s Relating to Continuations	63	7,433	0.8%	1.6%	1.2%	1.2%
% of Patients satisfied with the dentistry they have received	10	10	100.0%	92.3%	92.7%	92.8%
% of Patients satisfied with the time they had to wait for an appointment	9	10	90.0%	88.0%	89.1%	88.7%

\* This is based on patients treated on this contract for their most recent course of treatment. Figures in italics indicate the base number of FP17s or Patient Questionnaire responses are less than 100. N/A is shown where the base number of responses is less than 10 during the period. % is calculated as Quantity/Base number\*100

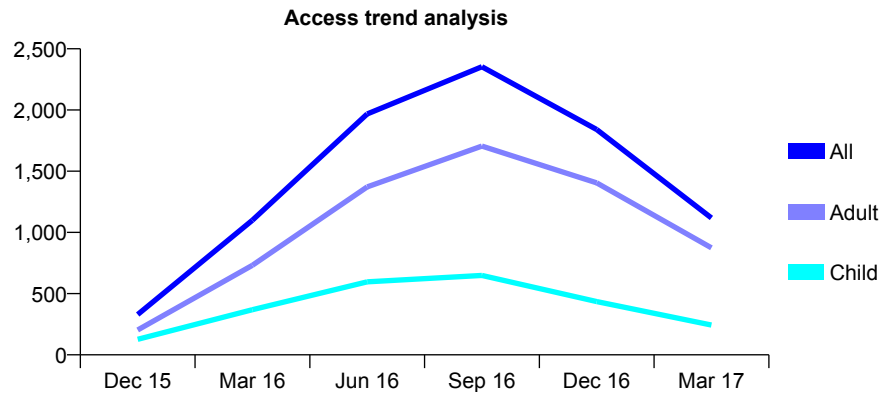
## Q55 - Vital Signs At a Glance Contract Report for 643238/0003 - Year end March 2017

Name or company name	MISS KL PARKER
Contract type name	GDS Contract
Purpose of contract	General
Contract start date	01/11/2015
Contract end date	31/07/2016

16/17 Contracted general activity (UDA)	3,633
Carry forward general activity (UDA)	0
16/17 Contracted orthodontic activity (UOA)	0
Carry forward orthodontic activity (UOA)	0
Baseline contract value	£79,857.38

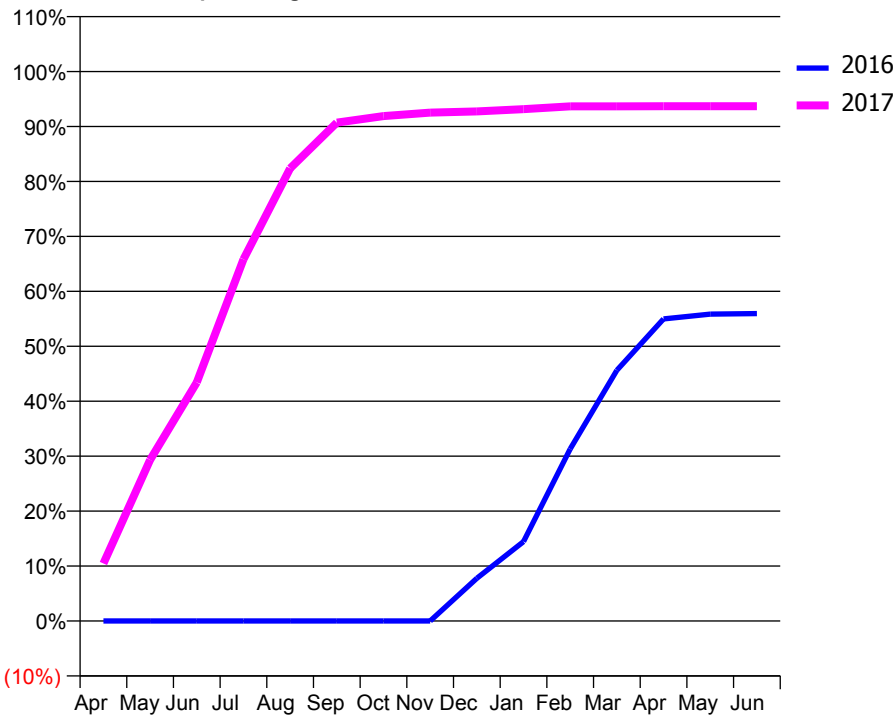
### ACCESS\*

Patients seen in 24 months	Total	Change since previous quarter
Quarter ending March 2016	1,100	
Quarter ending June 2016	1,968	↑
Quarter ending September 2016	2,354	↑
Quarter ending December 2016	1,840	↓
Quarter ending March 2017	1,118	↓
<b>Variance since March 2016</b>	<b>1.6%</b>	→



### ACTIVITY

Cumulative percentage of contracted UDA delivered 2016 & 2017



Month	Adjusted Scheduled Activity (UDA)	
	2016	2017
April	0	381
May	0	1,065
June	0	1,578
July	0	2,391
August	0	2,993
September	0	3,295
October	0	3,338
November	0	3,361
December	352	3,369
January	654	3,384
February	1,418	3,402
March	2,066	3,402
April	2,489	3,403
May	2,529	3,403
June	2,533	3,403

### QUALITY

	Quantity	Base Number	Contract	AT	Region	England
% of FP17s for the same patient ID Re-attending within 3 months - Children	28	479	5.8%	10.9%	12.0%	12.3%
% of FP17s for the same patient ID Re-attending within 3 months - Adults	90	1,426	6.3%	15.2%	16.0%	16.7%
% of FP17s for the same patient ID Re-attending between 3 & 9 months - Children	86	479	18.0%	61.3%	58.8%	57.6%
% of FP17s for the same patient ID Re-attending between 3 & 9 months - Adults	208	1,426	14.6%	54.8%	51.2%	50.1%
% of FP17s for Band 1 Urgent Courses	26	1,655	1.6%	7.0%	8.0%	9.1%
% of FP17s Relating to Free Repair or Replacements	4	1,655	0.2%	0.8%	0.8%	0.8%
% of FP17s Relating to Continuations	26	1,655	1.6%	1.6%	1.2%	1.2%
% of Patients satisfied with the dentistry they have received	4	4	N/A	92.3%	92.7%	92.8%
% of Patients satisfied with the time they had to wait for an appointment	2	4	N/A	88.0%	89.1%	88.7%

\* This is based on patients treated on this contract for their most recent course of treatment. Figures in italics indicate the base number of FP17s or Patient Questionnaire responses are less than 100. N/A is shown where the base number of responses is less than 10 during the period. % is calculated as Quantity/Base number\*100

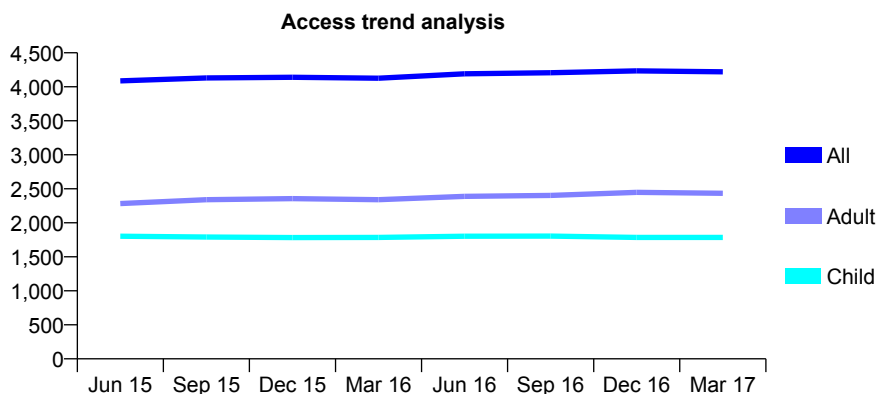
## Q55 - Vital Signs At a Glance Contract Report for 651281/0001 - Year end March 2017

Name or company name	MR GC SAVVA
Contract type name	GDS Contract
Purpose of contract	General
Contract start date	01/04/2006
Contract end date	

16/17 Contracted general activity (UDA)	9,500
Carry forward general activity (UDA)	0
16/17 Contracted orthodontic activity (UOA)	0
Carry forward orthodontic activity (UOA)	0
Baseline contract value	£234,387.04

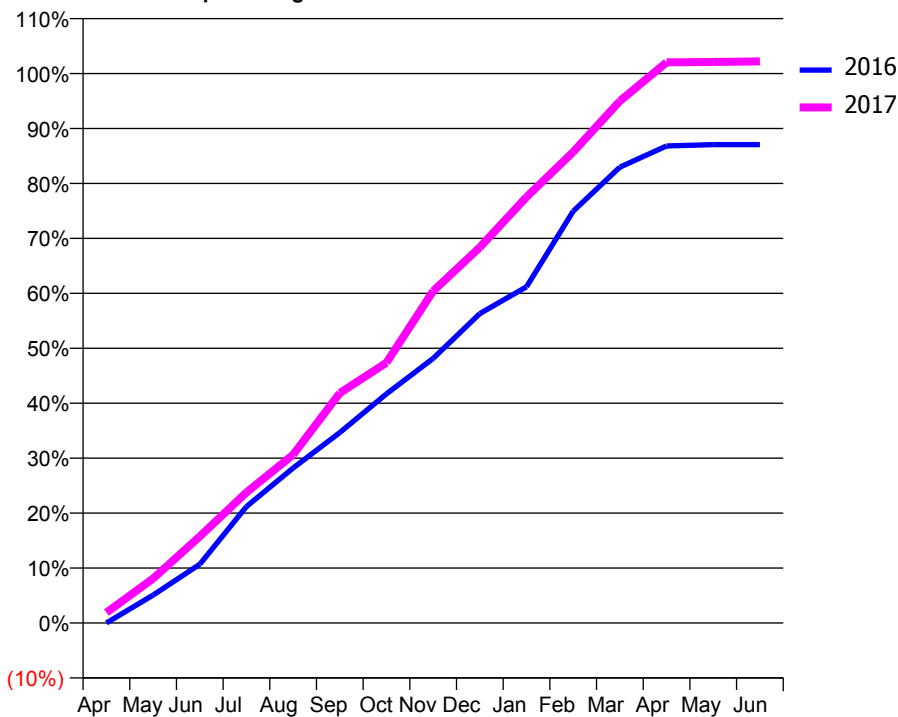
### ACCESS\*

Patients seen in 24 months	Total	Change since previous quarter
Quarter ending March 2016	4,126	
Quarter ending June 2016	4,191	→
Quarter ending September 2016	4,206	→
Quarter ending December 2016	4,234	→
Quarter ending March 2017	4,220	→
<b>Variance since March 2016</b>	<b>2.3%</b>	<b>↑</b>



### ACTIVITY

Cumulative percentage of contracted UDA delivered 2016 & 2017



Adjusted Scheduled Activity (UDA)

Month	2016	2017
April	0	182
May	560	769
June	1,177	1,497
July	2,334	2,259
August	3,105	2,911
September	3,816	3,976
October	4,592	4,500
November	5,301	5,739
December	6,200	6,496
January	6,738	7,365
February	8,253	8,143
March	9,134	9,024
April	9,560	9,692
May	9,585	9,699
June	9,587	9,709

### QUALITY

	Quantity	Base Number	Contract	AT	Region	England
% of FP17s for the same patient ID Re-attending within 3 months - Children	320	3,024	10.6%	10.9%	12.0%	12.3%
% of FP17s for the same patient ID Re-attending within 3 months - Adults	527	3,418	15.4%	15.2%	16.0%	16.7%
% of FP17s for the same patient ID Re-attending between 3 & 9 months - Children	1,952	3,024	64.6%	61.3%	58.8%	57.6%
% of FP17s for the same patient ID Re-attending between 3 & 9 months - Adults	2,100	3,418	61.4%	54.8%	51.2%	50.1%
% of FP17s for Band 1 Urgent Courses	325	5,831	5.6%	7.0%	8.0%	9.1%
% of FP17s Relating to Free Repair or Replacements	20	5,831	0.3%	0.8%	0.8%	0.8%
% of FP17s Relating to Continuations	20	5,831	0.3%	1.6%	1.2%	1.2%
% of Patients satisfied with the dentistry they have received	6	8	N/A	92.3%	92.7%	92.8%
% of Patients satisfied with the time they had to wait for an appointment	7	8	N/A	88.0%	89.1%	88.7%

\* This is based on patients treated on this contract for their most recent course of treatment. Figures in italics indicate the base number of FP17s or Patient Questionnaire responses are less than 100. N/A is shown where the base number of responses is less than 10 during the period. % is calculated as Quantity/Base number\*100



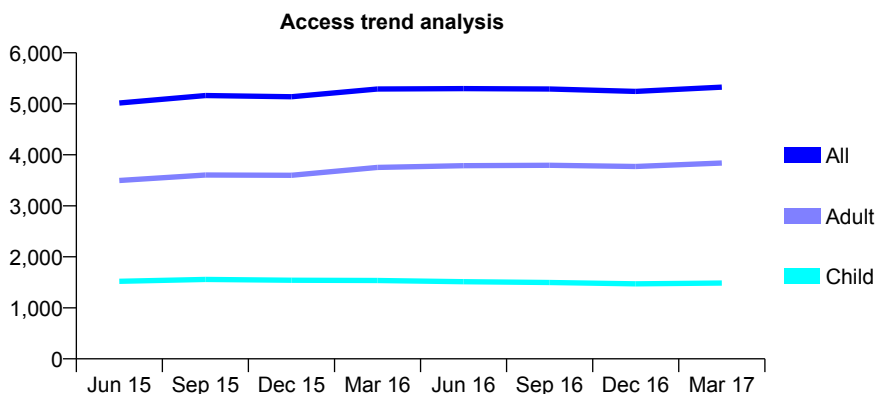
## Q55 - Vital Signs At a Glance Contract Report for 653861/0001 - Year end March 2017

Name or company name	MR AF CHALMERS
Contract type name	GDS Contract
Purpose of contract	General and Orthodontic
Contract start date	01/04/2006
Contract end date	

16/17 Contracted general activity (UDA)	15,500
Carry forward general activity (UDA)	0
16/17 Contracted orthodontic activity (UOA)	590
Carry forward orthodontic activity (UOA)	0
Baseline contract value	£455,469.40

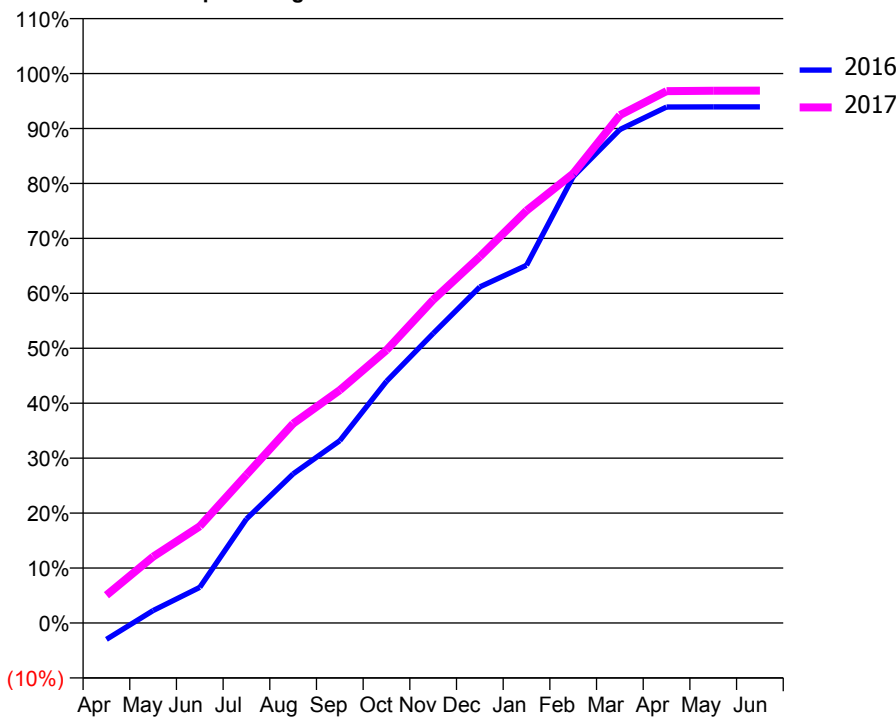
### ACCESS\*

Patients seen in 24 months	Total	Change since previous quarter
Quarter ending March 2016	5,289	
Quarter ending June 2016	5,299	→
Quarter ending September 2016	5,291	→
Quarter ending December 2016	5,242	→
Quarter ending March 2017	5,326	→
<b>Variance since March 2016</b>	<b>0.7%</b>	<b>→</b>



### ACTIVITY

Cumulative percentage of contracted UDA delivered 2016 & 2017



Adjusted Scheduled Activity (UDA)

Month	2016	2017
April	-466	782
May	353	1,870
June	1,006	2,730
July	2,935	4,182
August	4,206	5,623
September	5,144	6,569
October	6,818	7,699
November	8,169	9,115
December	9,481	10,333
January	10,091	11,632
February	12,591	12,678
March	13,920	14,326
April	14,556	15,002
May	14,558	15,013
June	14,558	15,018

### QUALITY

	Quantity	Base Number	Contract	AT	Region	England
% of FP17s for the same patient ID Re-attending within 3 months - Children	324	2,745	11.8%	10.9%	12.0%	12.3%
% of FP17s for the same patient ID Re-attending within 3 months - Adults	904	5,989	15.1%	15.2%	16.0%	16.7%
% of FP17s for the same patient ID Re-attending between 3 & 9 months - Children	2,020	2,745	73.6%	61.3%	58.8%	57.6%
% of FP17s for the same patient ID Re-attending between 3 & 9 months - Adults	3,937	5,989	65.7%	54.8%	51.2%	50.1%
% of FP17s for Band 1 Urgent Courses	626	8,671	7.2%	7.0%	8.0%	9.1%
% of FP17s Relating to Free Repair or Replacements	60	8,671	0.7%	0.8%	0.8%	0.8%
% of FP17s Relating to Continuations	47	8,671	0.5%	1.6%	1.2%	1.2%
% of Patients satisfied with the dentistry they have received	17	19	89.5%	92.3%	92.7%	92.8%
% of Patients satisfied with the time they had to wait for an appointment	17	19	89.5%	88.0%	89.1%	88.7%

\* This is based on patients treated on this contract for their most recent course of treatment. Figures in italics indicate the base number of FP17s or Patient Questionnaire responses are less than 100. N/A is shown where the base number of responses is less than 10 during the period. % is calculated as Quantity/Base number\*100

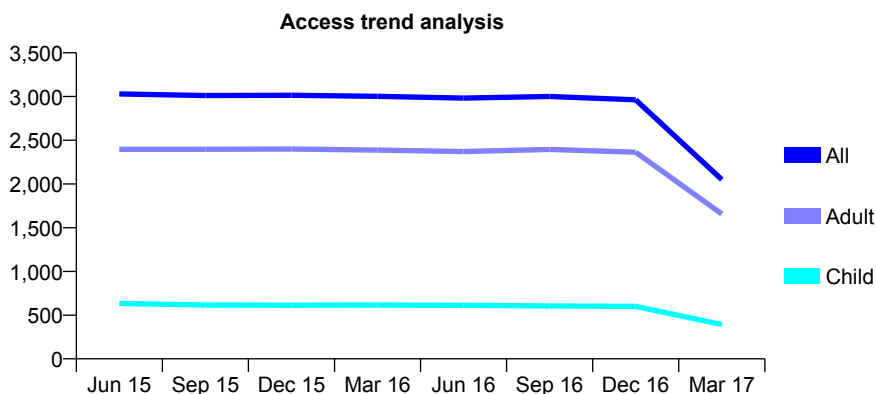
## Q55 - Vital Signs At a Glance Contract Report for 661562/0001 - Year end March 2017

Name or company name	MR SN HUDSON
Contract type name	GDS Contract
Purpose of contract	General
Contract start date	01/04/2006
Contract end date	31/01/2017

16/17 Contracted general activity (UDA)	9,344
Carry forward general activity (UDA)	-109
16/17 Contracted orthodontic activity (UOA)	0
Carry forward orthodontic activity (UOA)	0
Baseline contract value	£297,016.61

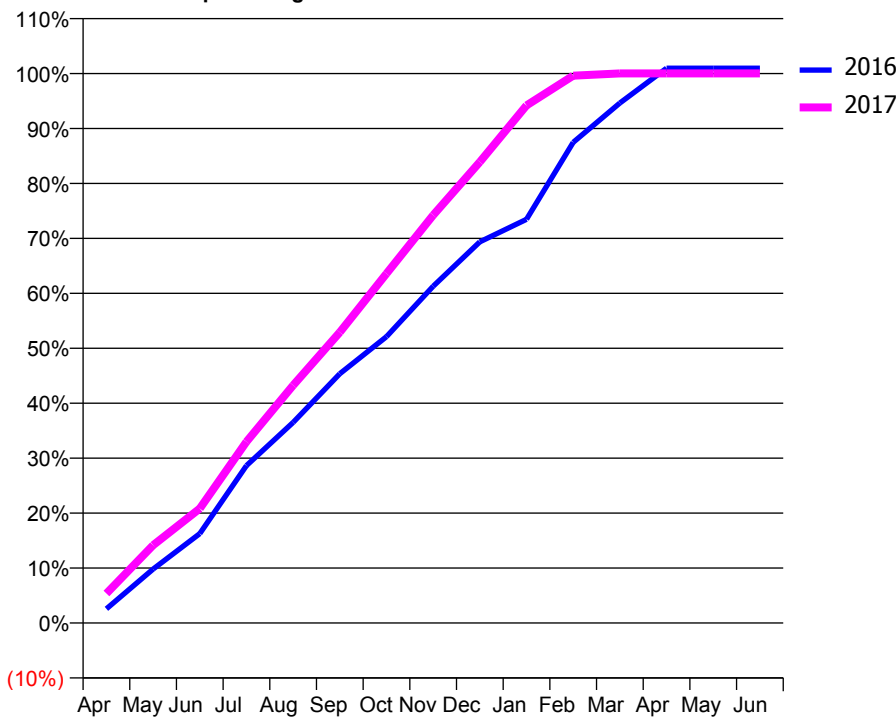
### ACCESS\*

Patients seen in 24 months	Total	Change since previous quarter
Quarter ending March 2016	3,002	
Quarter ending June 2016	2,983	→
Quarter ending September 2016	3,000	→
Quarter ending December 2016	2,963	↓
Quarter ending March 2017	2,050	↓
<b>Variance since March 2016</b>	<b>(31.7%)</b>	<b>↓</b>



### ACTIVITY

Cumulative percentage of contracted UDA delivered 2016 & 2017



Adjusted Scheduled Activity (UDA)

Month	2016	2017
April	290	501
May	1,100	1,323
June	1,824	1,946
July	3,212	3,083
August	4,094	4,042
September	5,087	4,944
October	5,843	5,941
November	6,872	6,936
December	7,777	7,839
January	8,239	8,802
February	9,807	9,307
March	10,612	9,345
April	11,321	9,345
May	11,322	9,345
June	11,322	9,345

### QUALITY

	Quantity	Base Number	Contract	AT	Region	England
% of FP17s for the same patient ID Re-attending within 3 months - Children	56	883	6.3%	10.9%	12.0%	12.3%
% of FP17s for the same patient ID Re-attending within 3 months - Adults	474	3,512	13.5%	15.2%	16.0%	16.7%
% of FP17s for the same patient ID Re-attending between 3 & 9 months - Children	587	883	66.5%	61.3%	58.8%	57.6%
% of FP17s for the same patient ID Re-attending between 3 & 9 months - Adults	2,154	3,512	61.3%	54.8%	51.2%	50.1%
% of FP17s for Band 1 Urgent Courses	294	4,091	7.2%	7.0%	8.0%	9.1%
% of FP17s Relating to Free Repair or Replacements	77	4,091	1.9%	0.8%	0.8%	0.8%
% of FP17s Relating to Continuations	100	4,091	2.4%	1.6%	1.2%	1.2%
% of Patients satisfied with the dentistry they have received	9	10	90.0%	92.3%	92.7%	92.8%
% of Patients satisfied with the time they had to wait for an appointment	9	10	90.0%	88.0%	89.1%	88.7%

\* This is based on patients treated on this contract for their most recent course of treatment. Figures in italics indicate the base number of FP17s or Patient Questionnaire responses are less than 100. N/A is shown where the base number of responses is less than 10 during the period. % is calculated as Quantity/Base number\*100

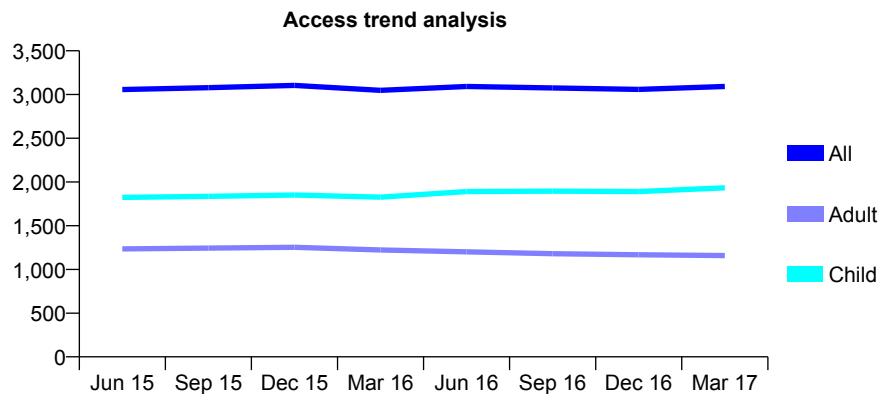
## Q55 - Vital Signs At a Glance Contract Report for 673838/0001 - Year end March 2017

Name or company name	MR JF HUME-SPRY
Contract type name	GDS Contract
Purpose of contract	General
Contract start date	01/04/2006
Contract end date	

16/17 Contracted general activity (UDA)	7,875
Carry forward general activity (UDA)	-26
16/17 Contracted orthodontic activity (UOA)	0
Carry forward orthodontic activity (UOA)	0
Baseline contract value	£179,474.38

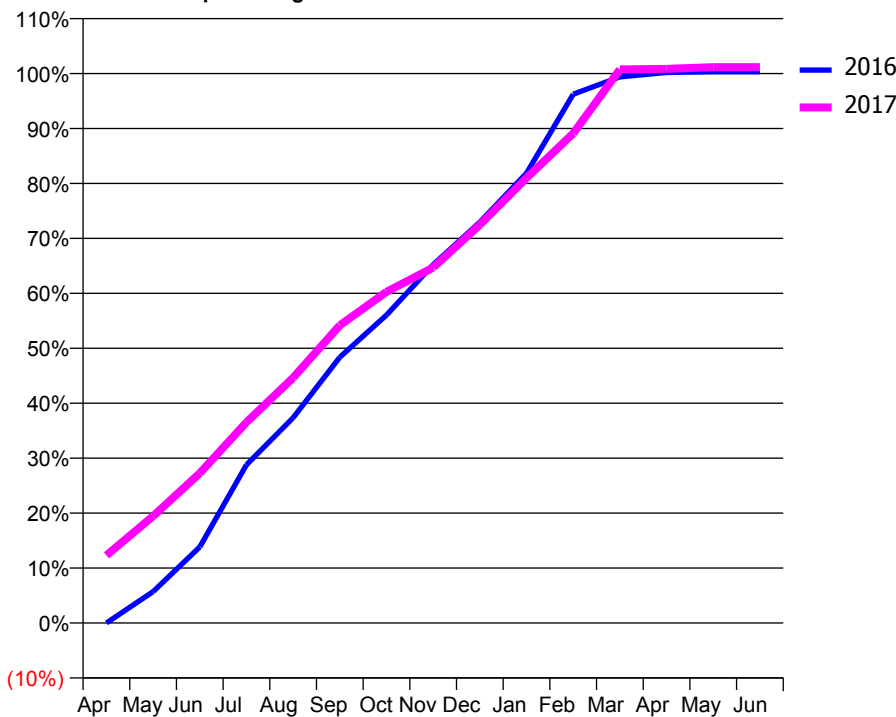
### ACCESS\*

Patients seen in 24 months	Total	Change since previous quarter
Quarter ending March 2016	3,048	
Quarter ending June 2016	3,092	→
Quarter ending September 2016	3,075	→
Quarter ending December 2016	3,058	→
Quarter ending March 2017	3,092	→
<b>Variance since March 2016</b>	<b>1.4%</b>	<b>→</b>



### ACTIVITY

Cumulative percentage of contracted UDA delivered 2016 & 2017



Month	Adjusted Scheduled Activity (UDA)	
	2016	2017
April	0	970
May	451	1,533
June	1,090	2,147
July	2,267	2,877
August	2,942	3,514
September	3,810	4,265
October	4,414	4,747
November	5,136	5,094
December	5,745	5,708
January	6,446	6,379
February	7,577	7,015
March	7,827	7,934
April	7,890	7,941
May	7,901	7,965
June	7,901	7,965

### QUALITY

	Quantity	Base Number	Contract	AT	Region	England
% of FP17s for the same patient ID Re-attending within 3 months - Children	187	3,199	5.8%	10.9%	12.0%	12.3%
% of FP17s for the same patient ID Re-attending within 3 months - Adults	247	1,574	15.7%	15.2%	16.0%	16.7%
% of FP17s for the same patient ID Re-attending between 3 & 9 months - Children	2,159	3,199	67.5%	61.3%	58.8%	57.6%
% of FP17s for the same patient ID Re-attending between 3 & 9 months - Adults	1,037	1,574	65.9%	54.8%	51.2%	50.1%
% of FP17s for Band 1 Urgent Courses	27	4,735	0.6%	7.0%	8.0%	9.1%
% of FP17s Relating to Free Repair or Replacements	6	4,735	0.1%	0.8%	0.8%	0.8%
% of FP17s Relating to Continuations	112	4,735	2.4%	1.6%	1.2%	1.2%
% of Patients satisfied with the dentistry they have received	2	2	N/A	92.3%	92.7%	92.8%
% of Patients satisfied with the time they had to wait for an appointment	2	2	N/A	88.0%	89.1%	88.7%

\* This is based on patients treated on this contract for their most recent course of treatment. Figures in italics indicate the base number of FP17s or Patient Questionnaire responses are less than 100. N/A is shown where the base number of responses is less than 10 during the period. % is calculated as Quantity/Base number\*100

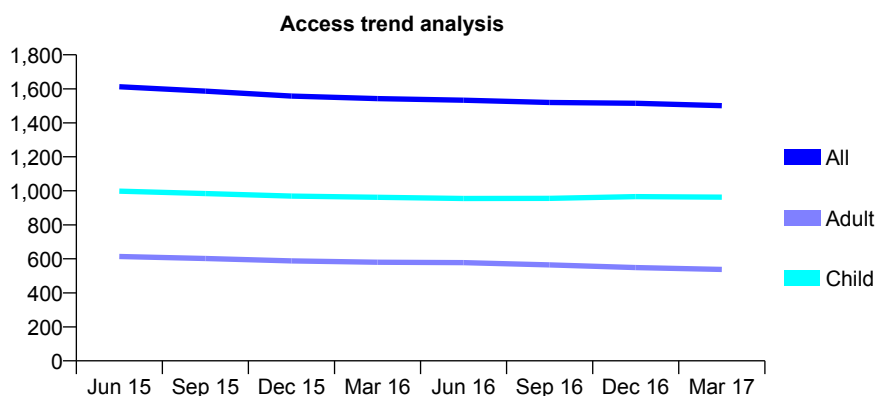
## Q55 - Vital Signs At a Glance Contract Report for 673862/0002 - Year end March 2017

Name or company name	MR SC PEARCE
Contract type name	GDS Contract
Purpose of contract	General
Contract start date	01/04/2006
Contract end date	

16/17 Contracted general activity (UDA)	5,223
Carry forward general activity (UDA)	0
16/17 Contracted orthodontic activity (UOA)	0
Carry forward orthodontic activity (UOA)	0
Baseline contract value	£118,987.62

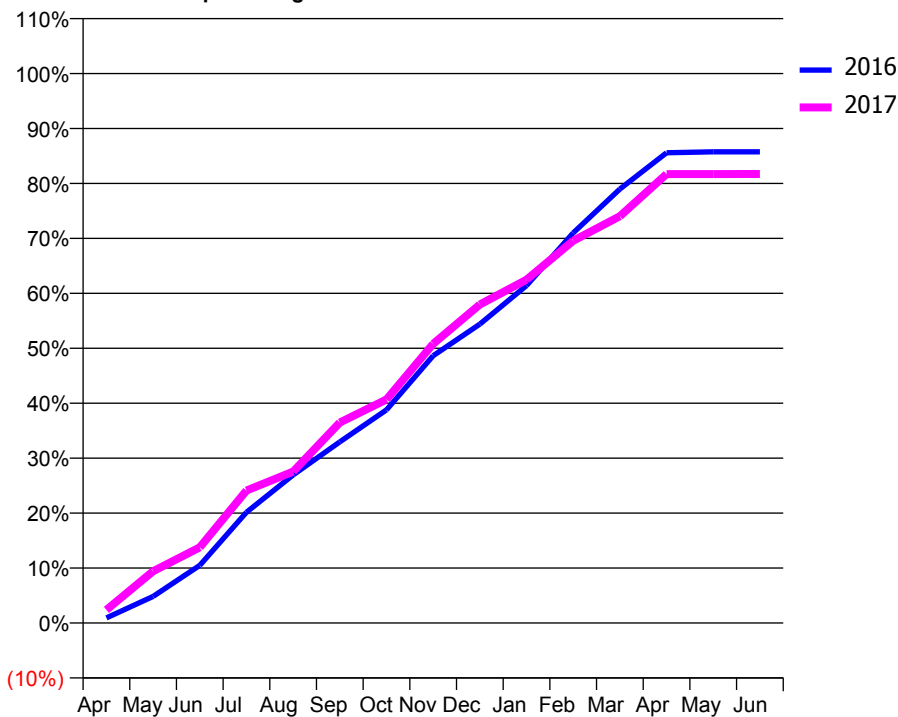
### ACCESS\*

Patients seen in 24 months	Total	Change since previous quarter
Quarter ending March 2016	1,542	
Quarter ending June 2016	1,533	→
Quarter ending September 2016	1,520	→
Quarter ending December 2016	1,515	→
Quarter ending March 2017	1,501	→
<b>Variance since March 2016</b>	<b>(2.7%)</b>	<b>↓</b>



### ACTIVITY

Cumulative percentage of contracted UDA delivered 2016 & 2017



Month	Adjusted Scheduled Activity (UDA)	
	2016	2017
April	49	125
May	253	493
June	548	720
July	1,053	1,259
August	1,407	1,439
September	1,722	1,905
October	2,026	2,124
November	2,540	2,654
December	2,841	3,028
January	3,207	3,263
February	3,708	3,633
March	4,125	3,866
April	4,470	4,267
May	4,478	4,267
June	4,478	4,268

### QUALITY

	Quantity	Base Number	Contract	AT	Region	England
% of FP17s for the same patient ID Re-attending within 3 months - Children	161	1,759	9.2%	10.9%	12.0%	12.3%
% of FP17s for the same patient ID Re-attending within 3 months - Adults	183	793	23.1%	15.2%	16.0%	16.7%
% of FP17s for the same patient ID Re-attending between 3 & 9 months - Children	1,278	1,759	72.7%	61.3%	58.8%	57.6%
% of FP17s for the same patient ID Re-attending between 3 & 9 months - Adults	498	793	62.8%	54.8%	51.2%	50.1%
% of FP17s for Band 1 Urgent Courses	124	2,597	4.8%	7.0%	8.0%	9.1%
% of FP17s Relating to Free Repair or Replacements	1	2,597	0.0%	0.8%	0.8%	0.8%
% of FP17s Relating to Continuations	0	2,597	0.0%	1.6%	1.2%	1.2%
% of Patients satisfied with the dentistry they have received	3	3	N/A	92.3%	92.7%	92.8%
% of Patients satisfied with the time they had to wait for an appointment	3	3	N/A	88.0%	89.1%	88.7%

\* This is based on patients treated on this contract for their most recent course of treatment. Figures in italics indicate the base number of FP17s or Patient Questionnaire responses are less than 100. N/A is shown where the base number of responses is less than 10 during the period. % is calculated as Quantity/Base number\*100

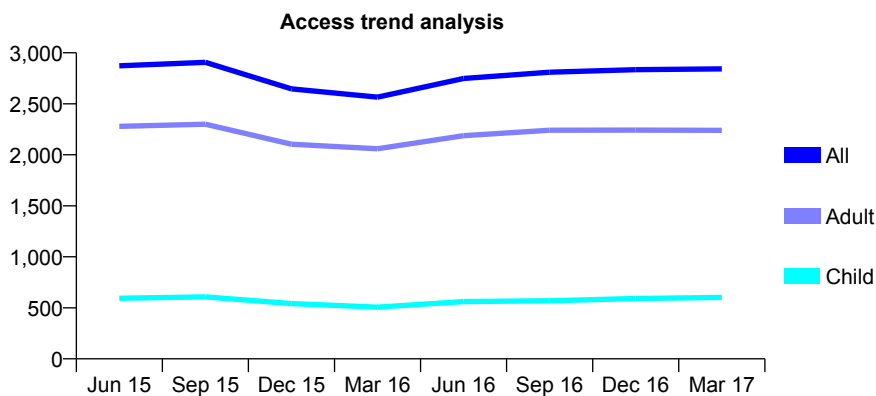
## Q55 - Vital Signs At a Glance Contract Report for 674427/0001 - Year end March 2017

Name or company name	MR N SHAW
Contract type name	GDS Contract
Purpose of contract	General
Contract start date	01/10/2007
Contract end date	

16/17 Contracted general activity (UDA)	9,028
Carry forward general activity (UDA)	0
16/17 Contracted orthodontic activity (UOA)	0
Carry forward orthodontic activity (UOA)	0
Baseline contract value	£250,064.18

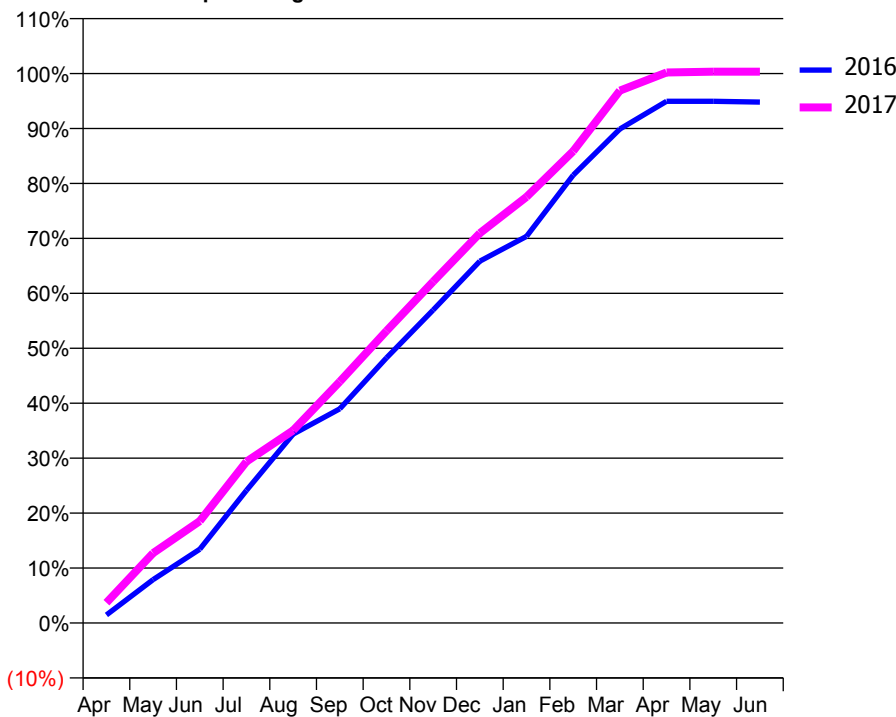
### ACCESS\*

Patients seen in 24 months	Total	Change since previous quarter
Quarter ending March 2016	2,565	
Quarter ending June 2016	2,748	↑
Quarter ending September 2016	2,810	↑
Quarter ending December 2016	2,834	→
Quarter ending March 2017	2,842	→
<b>Variance since March 2016</b>	<b>10.8%</b>	<b>↑</b>



### ACTIVITY

Cumulative percentage of contracted UDA delivered 2016 & 2017



Month	Adjusted Scheduled Activity (UDA)	
	2016	2017
April	132	335
May	712	1,149
June	1,213	1,674
July	2,178	2,653
August	3,103	3,165
September	3,520	3,967
October	4,356	4,799
November	5,142	5,609
December	5,945	6,405
January	6,352	7,000
February	7,359	7,752
March	8,115	8,748
April	8,572	9,045
May	8,573	9,059
June	8,558	9,059

### QUALITY

	Quantity	Base Number	Contract	AT	Region	England
% of FP17s for the same patient ID Re-attending within 3 months - Children	140	1,127	12.4%	10.9%	12.0%	12.3%
% of FP17s for the same patient ID Re-attending within 3 months - Adults	809	4,122	19.6%	15.2%	16.0%	16.7%
% of FP17s for the same patient ID Re-attending between 3 & 9 months - Children	605	1,127	53.7%	61.3%	58.8%	57.6%
% of FP17s for the same patient ID Re-attending between 3 & 9 months - Adults	2,177	4,122	52.8%	54.8%	51.2%	50.1%
% of FP17s for Band 1 Urgent Courses	135	4,992	2.7%	7.0%	8.0%	9.1%
% of FP17s Relating to Free Repair or Replacements	53	4,992	1.1%	0.8%	0.8%	0.8%
% of FP17s Relating to Continuations	282	4,992	5.6%	1.6%	1.2%	1.2%
% of Patients satisfied with the dentistry they have received	6	7	N/A	92.3%	92.7%	92.8%
% of Patients satisfied with the time they had to wait for an appointment	5	7	N/A	88.0%	89.1%	88.7%

\* This is based on patients treated on this contract for their most recent course of treatment. Figures in italics indicate the base number of FP17s or Patient Questionnaire responses are less than 100. N/A is shown where the base number of responses is less than 10 during the period. % is calculated as Quantity/Base number\*100

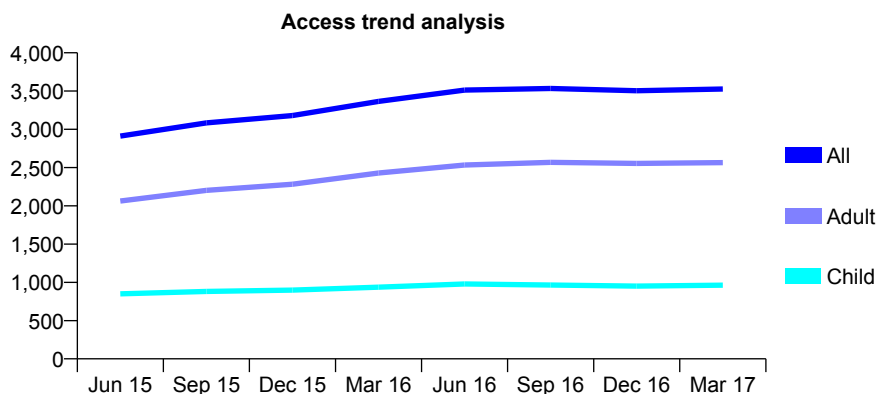
## Q55 - Vital Signs At a Glance Contract Report for 677043/0001 - Year end March 2017

Name or company name	MR D BYWATER
Contract type name	GDS Contract
Purpose of contract	General
Contract start date	01/04/2006
Contract end date	

16/17 Contracted general activity (UDA)	11,193
Carry forward general activity (UDA)	336
16/17 Contracted orthodontic activity (UOA)	0
Carry forward orthodontic activity (UOA)	0
Baseline contract value	£286,997.82

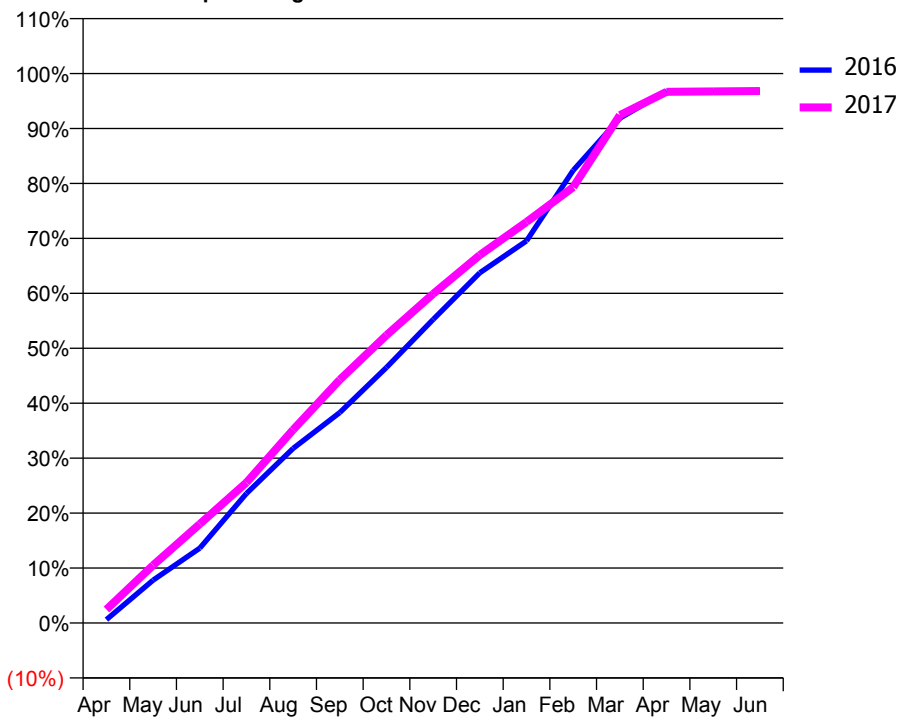
### ACCESS\*

Patients seen in 24 months	Total	Change since previous quarter
Quarter ending March 2016	3,365	
Quarter ending June 2016	3,512	↑
Quarter ending September 2016	3,534	→
Quarter ending December 2016	3,505	→
Quarter ending March 2017	3,527	→
<b>Variance since March 2016</b>	<b>4.8%</b>	<b>↑</b>



### ACTIVITY

Cumulative percentage of contracted UDA delivered 2016 & 2017



Month	Adjusted Scheduled Activity (UDA)	
	2016	2017
April	64	275
May	819	1,178
June	1,430	2,017
July	2,475	2,863
August	3,337	3,936
September	4,024	4,956
October	4,886	5,863
November	5,802	6,705
December	6,696	7,496
January	7,304	8,169
February	8,653	8,877
March	9,649	10,346
April	10,170	10,821
May	10,163	10,828
June	10,169	10,835

### QUALITY

	Quantity	Base Number	Contract	AT	Region	England
% of FP17s for the same patient ID Re-attending within 3 months - Children	133	1,418	9.4%	10.9%	12.0%	12.3%
% of FP17s for the same patient ID Re-attending within 3 months - Adults	908	4,227	21.5%	15.2%	16.0%	16.7%
% of FP17s for the same patient ID Re-attending between 3 & 9 months - Children	838	1,418	59.1%	61.3%	58.8%	57.6%
% of FP17s for the same patient ID Re-attending between 3 & 9 months - Adults	2,431	4,227	57.5%	54.8%	51.2%	50.1%
% of FP17s for Band 1 Urgent Courses	371	5,632	6.6%	7.0%	8.0%	9.1%
% of FP17s Relating to Free Repair or Replacements	121	5,632	2.1%	0.8%	0.8%	0.8%
% of FP17s Relating to Continuations	6	5,632	0.1%	1.6%	1.2%	1.2%
% of Patients satisfied with the dentistry they have received	8	9	N/A	92.3%	92.7%	92.8%
% of Patients satisfied with the time they had to wait for an appointment	9	9	N/A	88.0%	89.1%	88.7%

\* This is based on patients treated on this contract for their most recent course of treatment. Figures in italics indicate the base number of FP17s or Patient Questionnaire responses are less than 100. N/A is shown where the base number of responses is less than 10 during the period. % is calculated as Quantity/Base number\*100

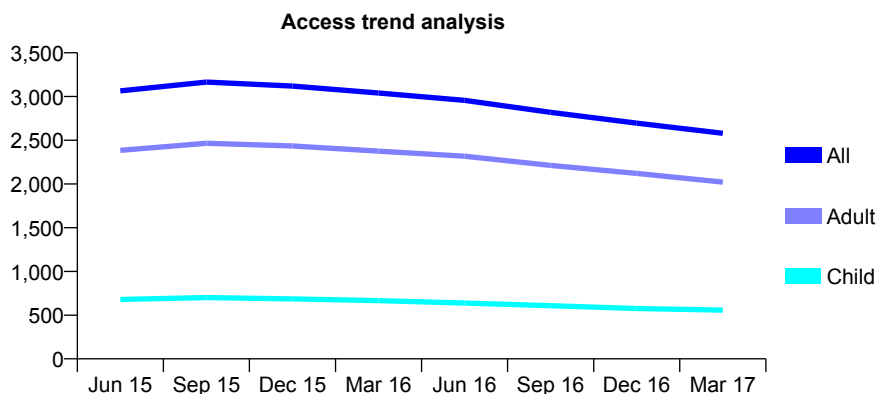
## Q55 - Vital Signs At a Glance Contract Report for 677647/0001 - Year end March 2017

Name or company name	MRS S PIENAAR
Contract type name	GDS Contract
Purpose of contract	General
Contract start date	01/10/2007
Contract end date	

16/17 Contracted general activity (UDA)	10,656
Carry forward general activity (UDA)	0
16/17 Contracted orthodontic activity (UOA)	0
Carry forward orthodontic activity (UOA)	0
Baseline contract value	£251,954.06

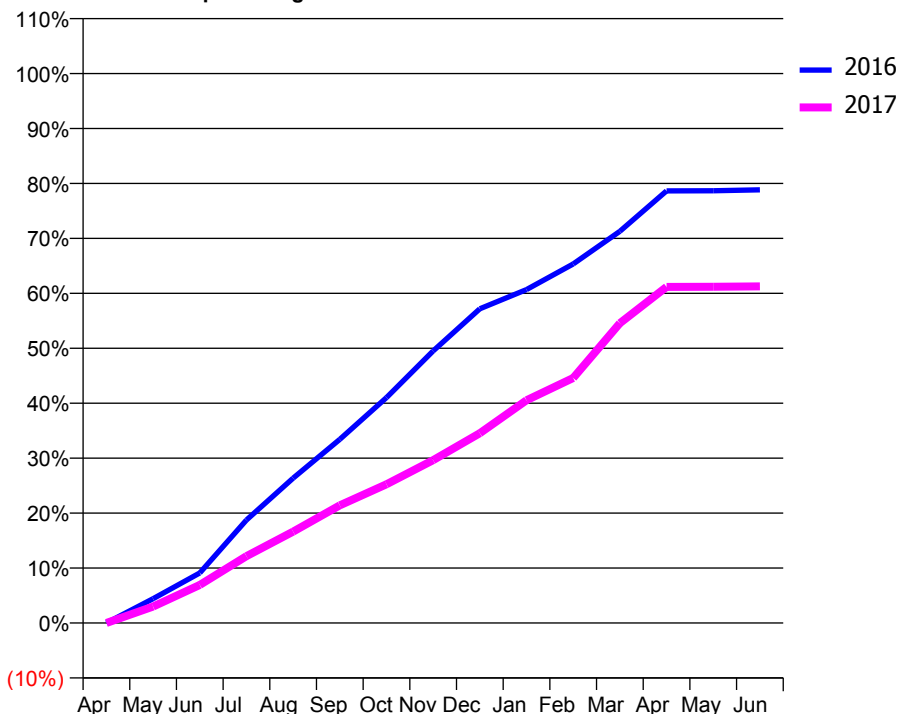
### ACCESS\*

Patients seen in 24 months	Total	Change since previous quarter
Quarter ending March 2016	3,040	
Quarter ending June 2016	2,956	↓
Quarter ending September 2016	2,819	↓
Quarter ending December 2016	2,696	↓
Quarter ending March 2017	2,579	↓
<b>Variance since March 2016</b>	<b>(15.2%)</b>	<b>↓</b>



### ACTIVITY

Cumulative percentage of contracted UDA delivered 2016 & 2017



Adjusted Scheduled Activity (UDA)

Month	2016	2017
April	0	0
May	473	320
June	970	738
July	1,997	1,296
August	2,809	1,772
September	3,562	2,282
October	4,372	2,691
November	5,277	3,158
December	6,094	3,681
January	6,466	4,319
February	6,964	4,751
March	7,597	5,814
April	8,379	6,519
May	8,383	6,521
June	8,401	6,529

### QUALITY

	Quantity	Base Number	Contract	AT	Region	England
% of FP17s for the same patient ID Re-attending within 3 months - Children	25	557	4.5%	10.9%	12.0%	12.3%
% of FP17s for the same patient ID Re-attending within 3 months - Adults	319	2,692	11.8%	15.2%	16.0%	16.7%
% of FP17s for the same patient ID Re-attending between 3 & 9 months - Children	103	557	18.5%	61.3%	58.8%	57.6%
% of FP17s for the same patient ID Re-attending between 3 & 9 months - Adults	993	2,692	36.9%	54.8%	51.2%	50.1%
% of FP17s for Band 1 Urgent Courses	70	3,181	2.2%	7.0%	8.0%	9.1%
% of FP17s Relating to Free Repair or Replacements	10	3,181	0.3%	0.8%	0.8%	0.8%
% of FP17s Relating to Continuations	59	3,181	1.9%	1.6%	1.2%	1.2%
% of Patients satisfied with the dentistry they have received	2	3	N/A	92.3%	92.7%	92.8%
% of Patients satisfied with the time they had to wait for an appointment	2	3	N/A	88.0%	89.1%	88.7%

\* This is based on patients treated on this contract for their most recent course of treatment. Figures in italics indicate the base number of FP17s or Patient Questionnaire responses are less than 100. N/A is shown where the base number of responses is less than 10 during the period. % is calculated as Quantity/Base number\*100



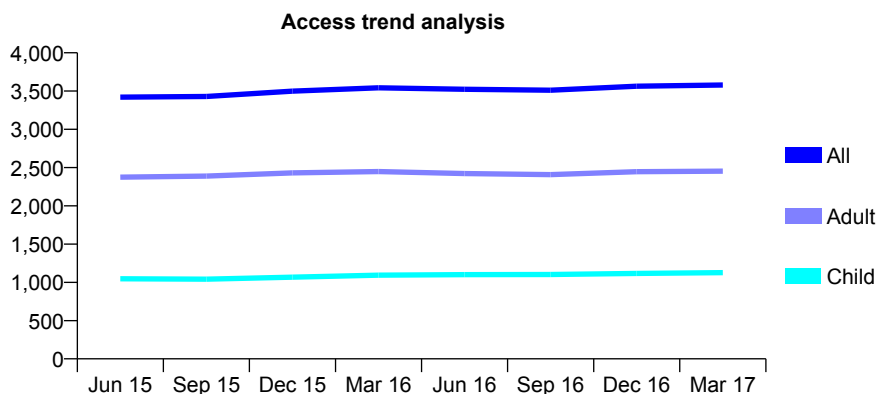
## Q55 - Vital Signs At a Glance Contract Report for 679879/0001 - Year end March 2017

Name or company name	MISS F SEZAVAR SHOKOH
Contract type name	GDS Contract
Purpose of contract	General
Contract start date	01/04/2006
Contract end date	

16/17 Contracted general activity (UDA)	14,388
Carry forward general activity (UDA)	92
16/17 Contracted orthodontic activity (UOA)	0
Carry forward orthodontic activity (UOA)	0
Baseline contract value	£351,706.17

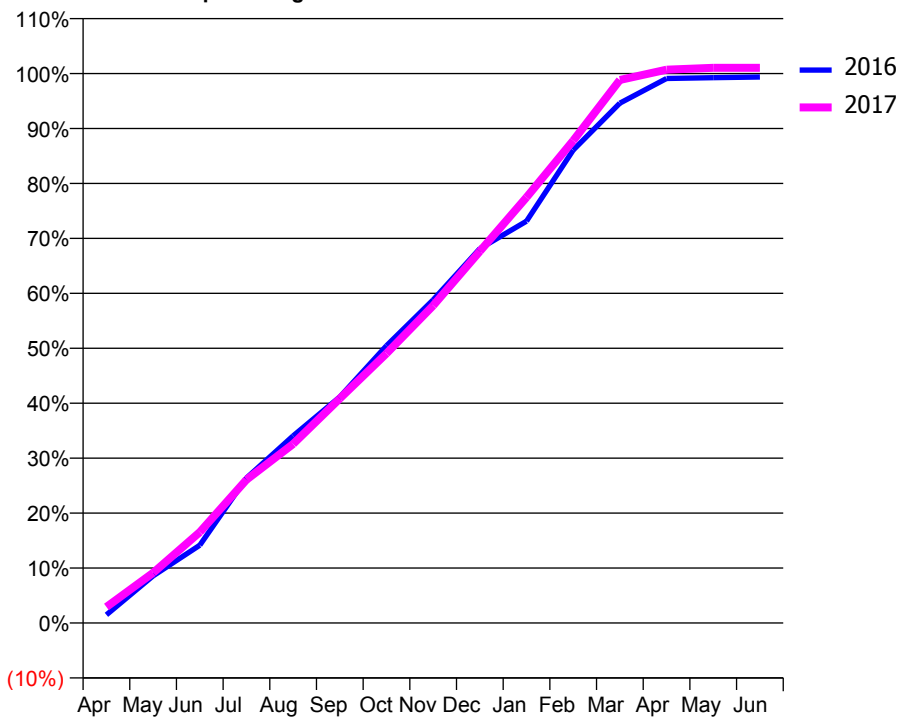
### ACCESS\*

Patients seen in 24 months	Total	Change since previous quarter
Quarter ending March 2016	3,542	
Quarter ending June 2016	3,523	→
Quarter ending September 2016	3,511	→
Quarter ending December 2016	3,563	→
Quarter ending March 2017	3,579	→
<b>Variance since March 2016</b>	<b>1.0%</b>	<b>→</b>



### ACTIVITY

Cumulative percentage of contracted UDA delivered 2016 & 2017



Month	Adjusted Scheduled Activity (UDA)	
	2016	2017
April	216	421
May	1,236	1,315
June	2,037	2,379
July	3,796	3,750
August	4,901	4,687
September	5,920	5,879
October	7,260	7,057
November	8,463	8,313
December	9,803	9,733
January	10,520	11,146
February	12,384	12,630
March	13,611	14,219
April	14,256	14,487
May	14,278	14,536
June	14,296	14,537

### QUALITY

	Quantity	Base Number	Contract	AT	Region	England
% of FP17s for the same patient ID Re-attending within 3 months - Children	137	1,682	8.1%	10.9%	12.0%	12.3%
% of FP17s for the same patient ID Re-attending within 3 months - Adults	636	3,505	18.1%	15.2%	16.0%	16.7%
% of FP17s for the same patient ID Re-attending between 3 & 9 months - Children	975	1,682	58.0%	61.3%	58.8%	57.6%
% of FP17s for the same patient ID Re-attending between 3 & 9 months - Adults	1,701	3,505	48.5%	54.8%	51.2%	50.1%
% of FP17s for Band 1 Urgent Courses	541	5,089	10.6%	7.0%	8.0%	9.1%
% of FP17s Relating to Free Repair or Replacements	59	5,089	1.2%	0.8%	0.8%	0.8%
% of FP17s Relating to Continuations	15	5,089	0.3%	1.6%	1.2%	1.2%
% of Patients satisfied with the dentistry they have received	4	6	N/A	92.3%	92.7%	92.8%
% of Patients satisfied with the time they had to wait for an appointment	6	6	N/A	88.0%	89.1%	88.7%

\* This is based on patients treated on this contract for their most recent course of treatment. Figures in italics indicate the base number of FP17s or Patient Questionnaire responses are less than 100. N/A is shown where the base number of responses is less than 10 during the period. % is calculated as Quantity/Base number\*100

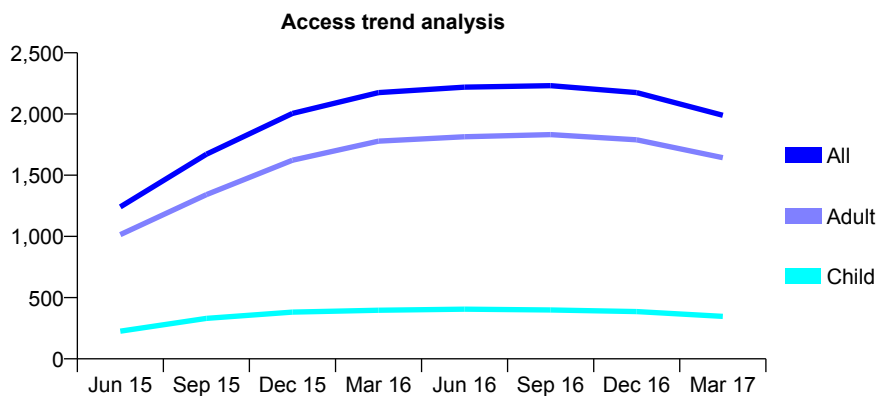
## Q55 - Vital Signs At a Glance Contract Report for 681814/0003 - Year end March 2017

Name or company name	MR E CUNNINGHAM
Contract type name	GDS Contract
Purpose of contract	General
Contract start date	01/12/2014
Contract end date	

16/17 Contracted general activity (UDA)	11,400
Carry forward general activity (UDA)	0
16/17 Contracted orthodontic activity (UOA)	0
Carry forward orthodontic activity (UOA)	0
Baseline contract value	£252,328.22

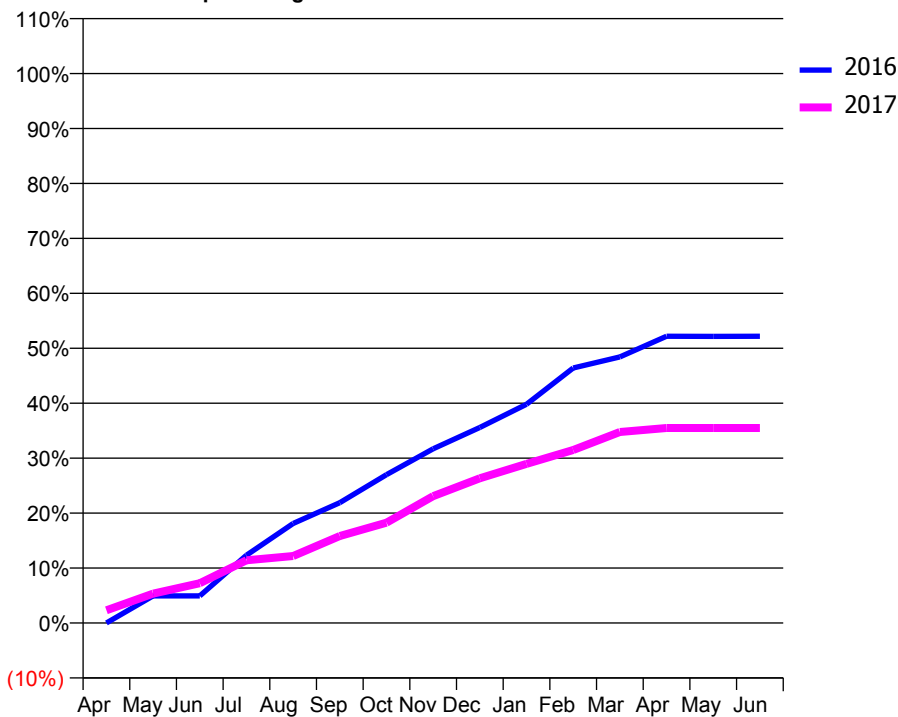
### ACCESS\*

Patients seen in 24 months	Total	Change since previous quarter
Quarter ending March 2016	2,175	
Quarter ending June 2016	2,220	↑
Quarter ending September 2016	2,231	→
Quarter ending December 2016	2,175	↓
Quarter ending March 2017	1,990	↓
<b>Variance since March 2016</b>	<b>(8.5%)</b>	<b>↓</b>



### ACTIVITY

Cumulative percentage of contracted UDA delivered 2016 & 2017



Month	Adjusted Scheduled Activity (UDA)	
	2016	2017
April	0	265
May	564	611
June	564	825
July	1,406	1,300
August	2,065	1,389
September	2,496	1,805
October	3,078	2,082
November	3,616	2,632
December	4,057	3,003
January	4,537	3,302
February	5,290	3,590
March	5,520	3,962
April	5,949	4,045
May	5,947	4,046
June	5,948	4,046

### QUALITY

	Quantity	Base Number	Contract	AT	Region	England
% of FP17s for the same patient ID Re-attending within 3 months - Children	19	508	3.7%	10.9%	12.0%	12.3%
% of FP17s for the same patient ID Re-attending within 3 months - Adults	210	2,230	9.4%	15.2%	16.0%	16.7%
% of FP17s for the same patient ID Re-attending between 3 & 9 months - Children	362	508	71.3%	61.3%	58.8%	57.6%
% of FP17s for the same patient ID Re-attending between 3 & 9 months - Adults	1,398	2,230	62.7%	54.8%	51.2%	50.1%
% of FP17s for Band 1 Urgent Courses	126	2,550	4.9%	7.0%	8.0%	9.1%
% of FP17s Relating to Free Repair or Replacements	14	2,550	0.5%	0.8%	0.8%	0.8%
% of FP17s Relating to Continuations	4	2,550	0.2%	1.6%	1.2%	1.2%
% of Patients satisfied with the dentistry they have received	6	7	N/A	92.3%	92.7%	92.8%
% of Patients satisfied with the time they had to wait for an appointment	6	7	N/A	88.0%	89.1%	88.7%

\* This is based on patients treated on this contract for their most recent course of treatment. Figures in italics indicate the base number of FP17s or Patient Questionnaire responses are less than 100. N/A is shown where the base number of responses is less than 10 during the period. % is calculated as Quantity/Base number\*100

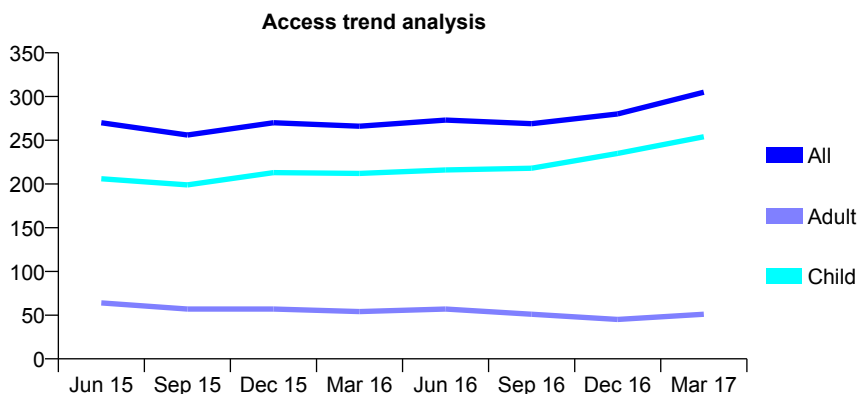
## Q55 - Vital Signs At a Glance Contract Report for 710822/0001 - Year end March 2017

Name or company name	MR R NATHWANI
Contract type name	GDS Contract
Purpose of contract	General
Contract start date	01/05/2011
Contract end date	

16/17 Contracted general activity (UDA)	863
Carry forward general activity (UDA)	0
16/17 Contracted orthodontic activity (UOA)	0
Carry forward orthodontic activity (UOA)	0
Baseline contract value	£23,760.93

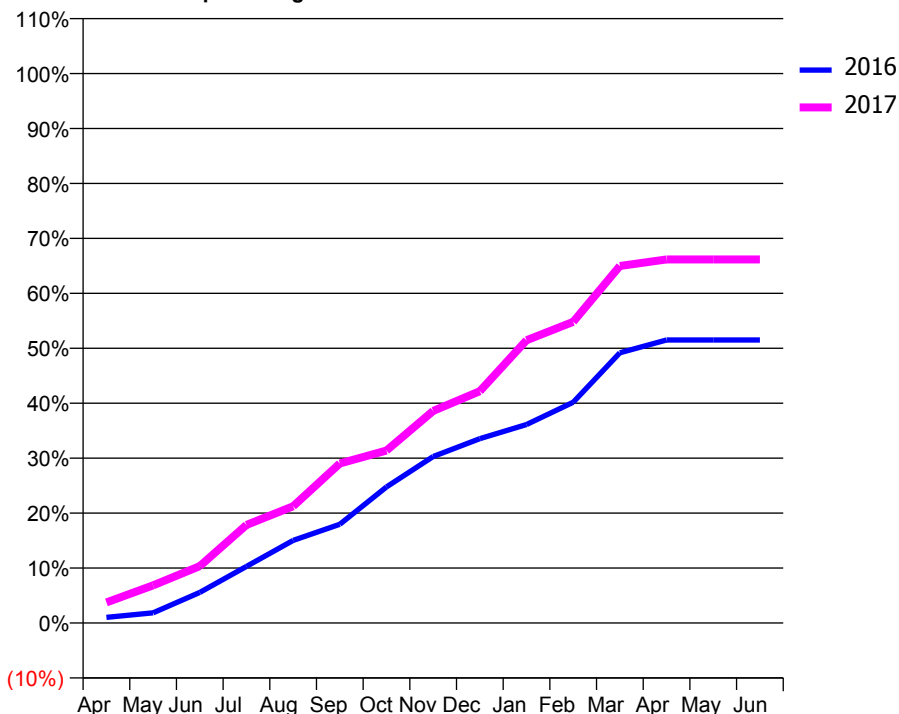
### ACCESS\*

Patients seen in 24 months	Total	Change since previous quarter
Quarter ending March 2016	266	
Quarter ending June 2016	273	↑
Quarter ending September 2016	269	↓
Quarter ending December 2016	280	↑
Quarter ending March 2017	305	↑
<b>Variance since March 2016</b>	<b>14.7%</b>	<b>↑</b>



### ACTIVITY

Cumulative percentage of contracted UDA delivered 2016 & 2017



Month	Adjusted Scheduled Activity (UDA)	
	2016	2017
April	9	32
May	16	59
June	48	89
July	89	154
August	130	183
September	155	251
October	214	271
November	261	333
December	290	364
January	312	444
February	347	473
March	424	561
April	445	571
May	445	571
June	445	571

### QUALITY

	Quantity	Base Number	Contract	AT	Region	England
% of FP17s for the same patient ID Re-attending within 3 months - Children	24	459	5.2%	10.9%	12.0%	12.3%
% of FP17s for the same patient ID Re-attending within 3 months - Adults	0	19	0.0%	15.2%	16.0%	16.7%
% of FP17s for the same patient ID Re-attending between 3 & 9 months - Children	305	459	66.4%	61.3%	58.8%	57.6%
% of FP17s for the same patient ID Re-attending between 3 & 9 months - Adults	1	19	5.3%	54.8%	51.2%	50.1%
% of FP17s for Band 1 Urgent Courses	30	470	6.4%	7.0%	8.0%	9.1%
% of FP17s Relating to Free Repair or Replacements	0	470	0.0%	0.8%	0.8%	0.8%
% of FP17s Relating to Continuations	0	470	0.0%	1.6%	1.2%	1.2%
% of Patients satisfied with the dentistry they have received	0	0	N/A	92.3%	92.7%	92.8%
% of Patients satisfied with the time they had to wait for an appointment	0	0	N/A	88.0%	89.1%	88.7%

\* This is based on patients treated on this contract for their most recent course of treatment. Figures in italics indicate the base number of FP17s or Patient Questionnaire responses are less than 100. N/A is shown where the base number of responses is less than 10 during the period. % is calculated as Quantity/Base number\*100

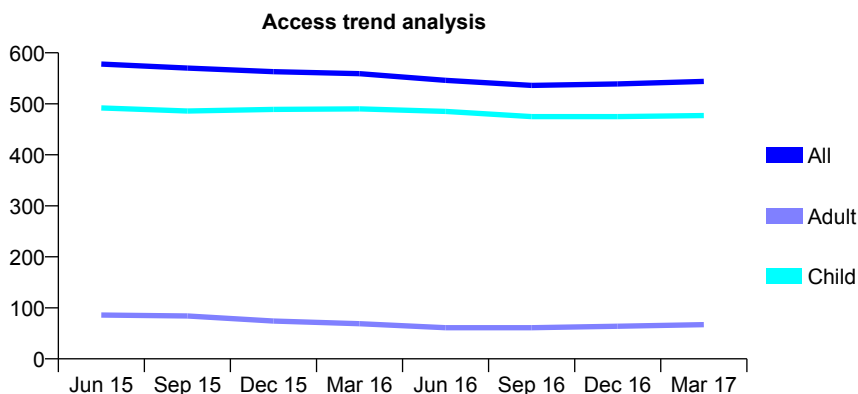
## Q55 - Vital Signs At a Glance Contract Report for 729388/0001 - Year end March 2017

Name or company name	MR JP WARD
Contract type name	GDS Contract
Purpose of contract	General and Orthodontic
Contract start date	01/04/2006
Contract end date	

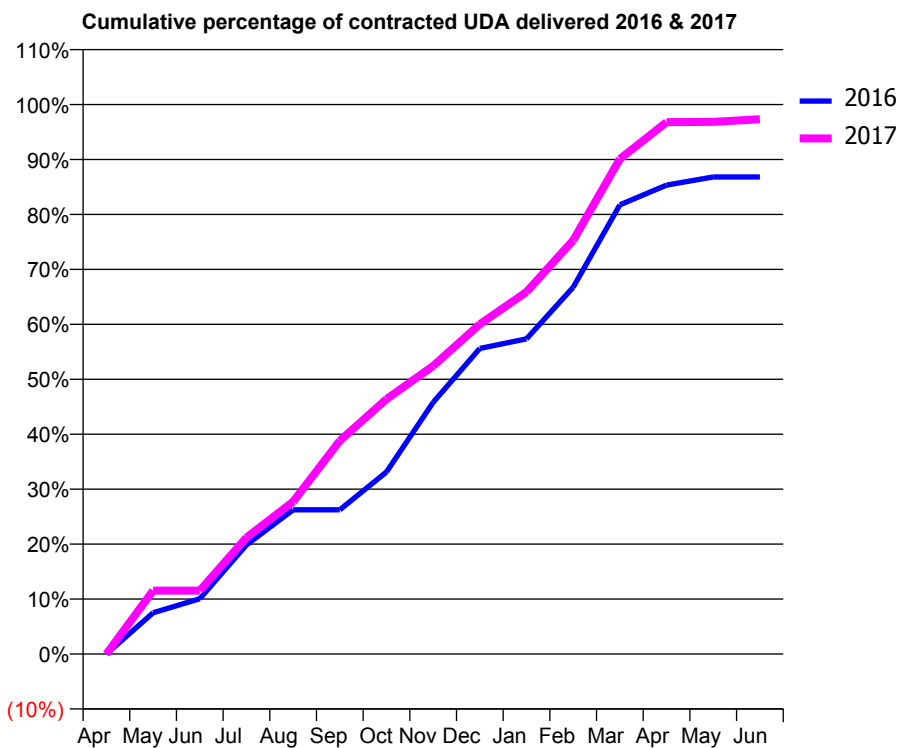
16/17 Contracted general activity (UDA)	1,628
Carry forward general activity (UDA)	0
16/17 Contracted orthodontic activity (UOA)	446
Carry forward orthodontic activity (UOA)	0
Baseline contract value	£71,784.37

### ACCESS\*

Patients seen in 24 months	Total	Change since previous quarter
Quarter ending March 2016	559	
Quarter ending June 2016	546	↓
Quarter ending September 2016	536	↓
Quarter ending December 2016	539	→
Quarter ending March 2017	544	→
<b>Variance since March 2016</b>	<b>(2.7%)</b>	<b>↓</b>



### ACTIVITY



Month	Adjusted Scheduled Activity (UDA)	
	2016	2017
April	0	0
May	122	188
June	164	188
July	323	345
August	427	451
September	427	632
October	540	755
November	746	854
December	905	977
January	934	1,073
February	1,087	1,226
March	1,331	1,467
April	1,389	1,576
May	1,413	1,577
June	1,413	1,585

### QUALITY

	Quantity	Base Number	Contract	AT	Region	England
% of FP17s for the same patient ID Re-attending within 3 months - Children	92	932	9.9%	10.9%	12.0%	12.3%
% of FP17s for the same patient ID Re-attending within 3 months - Adults	0	2	0.0%	15.2%	16.0%	16.7%
% of FP17s for the same patient ID Re-attending between 3 & 9 months - Children	732	932	78.5%	61.3%	58.8%	57.6%
% of FP17s for the same patient ID Re-attending between 3 & 9 months - Adults	0	2	0.0%	54.8%	51.2%	50.1%
% of FP17s for Band 1 Urgent Courses	33	920	3.6%	7.0%	8.0%	9.1%
% of FP17s Relating to Free Repair or Replacements	0	920	0.0%	0.8%	0.8%	0.8%
% of FP17s Relating to Continuations	0	920	0.0%	1.6%	1.2%	1.2%
% of Patients satisfied with the dentistry they have received	3	3	N/A	92.3%	92.7%	92.8%
% of Patients satisfied with the time they had to wait for an appointment	3	3	N/A	88.0%	89.1%	88.7%

\* This is based on patients treated on this contract for their most recent course of treatment. Figures in italics indicate the base number of FP17s or Patient Questionnaire responses are less than 100. N/A is shown where the base number of responses is less than 10 during the period. % is calculated as Quantity/Base number\*100

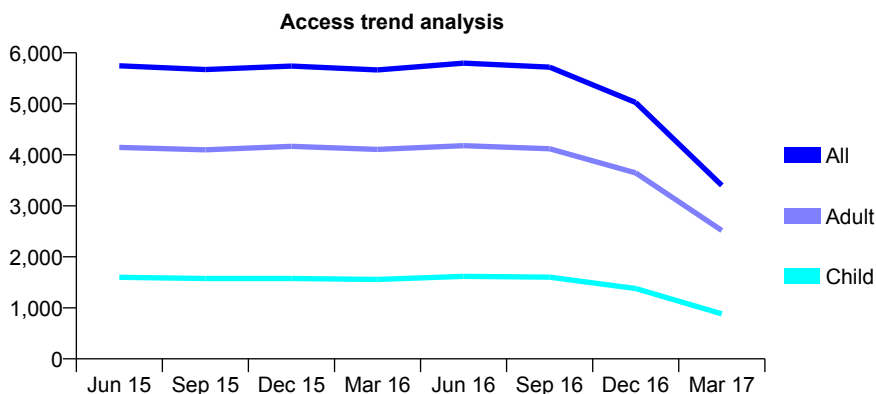
## Q55 - Vital Signs At a Glance Contract Report for 737658/0001 - Year end March 2017

Name or company name	MR WK GREEN
Contract type name	GDS Contract
Purpose of contract	General
Contract start date	01/04/2006
Contract end date	31/10/2016

16/17 Contracted general activity (UDA)	12,283
Carry forward general activity (UDA)	264
16/17 Contracted orthodontic activity (UOA)	0
Carry forward orthodontic activity (UOA)	0
Baseline contract value	£335,050.13

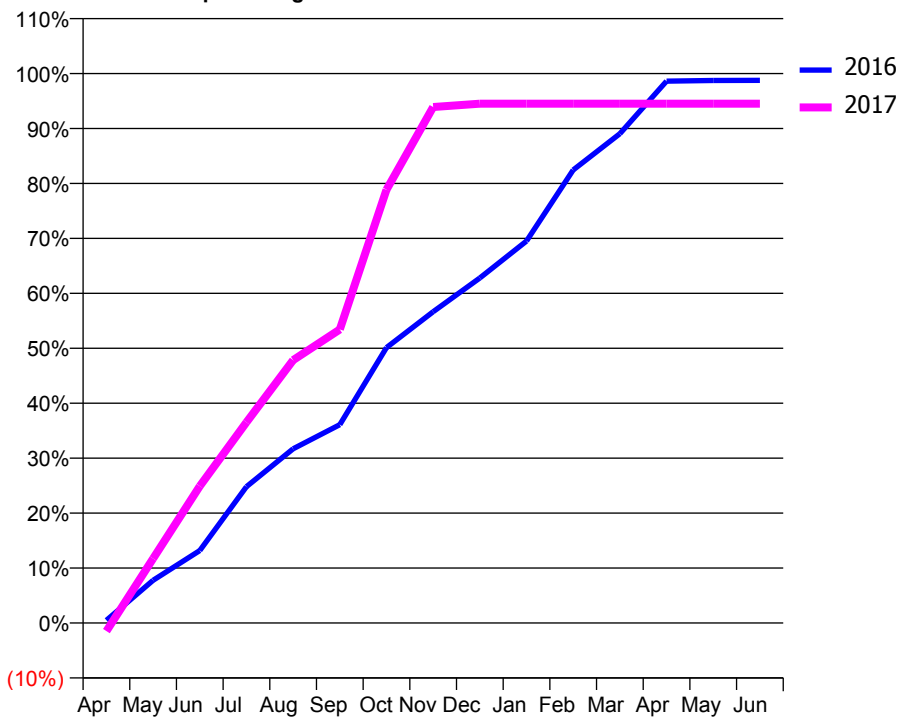
### ACCESS\*

Patients seen in 24 months	Total	Change since previous quarter
Quarter ending March 2016	5,665	
Quarter ending June 2016	5,798	↑
Quarter ending September 2016	5,720	↓
Quarter ending December 2016	5,025	↓
Quarter ending March 2017	3,399	↓
<b>Variance since March 2016</b>	<b>(40.0%)</b>	<b>↓</b>



### ACTIVITY

Cumulative percentage of contracted UDA delivered 2016 & 2017



Month	Adjusted Scheduled Activity (UDA)	
	2016	2017
April	105	-185
May	1,639	1,440
June	2,777	3,060
July	5,223	4,488
August	6,675	5,878
September	7,601	6,561
October	10,553	9,687
November	11,927	11,533
December	13,222	11,608
January	14,635	11,608
February	17,362	11,608
March	18,748	11,608
April	20,765	11,608
May	20,787	11,608
June	20,793	11,608

### QUALITY

	Quantity	Base Number	Contract	AT	Region	England
% of FP17s for the same patient ID Re-attending within 3 months - Children	112	1,235	9.1%	10.9%	12.0%	12.3%
% of FP17s for the same patient ID Re-attending within 3 months - Adults	698	3,346	20.9%	15.2%	16.0%	16.7%
% of FP17s for the same patient ID Re-attending between 3 & 9 months - Children	461	1,235	37.3%	61.3%	58.8%	57.6%
% of FP17s for the same patient ID Re-attending between 3 & 9 months - Adults	1,032	3,346	30.8%	54.8%	51.2%	50.1%
% of FP17s for Band 1 Urgent Courses	225	3,983	5.6%	7.0%	8.0%	9.1%
% of FP17s Relating to Free Repair or Replacements	12	3,983	0.3%	0.8%	0.8%	0.8%
% of FP17s Relating to Continuations	136	3,983	3.4%	1.6%	1.2%	1.2%
% of Patients satisfied with the dentistry they have received	4	6	N/A	92.3%	92.7%	92.8%
% of Patients satisfied with the time they had to wait for an appointment	5	6	N/A	88.0%	89.1%	88.7%

\* This is based on patients treated on this contract for their most recent course of treatment. Figures in italics indicate the base number of FP17s or Patient Questionnaire responses are less than 100. N/A is shown where the base number of responses is less than 10 during the period. % is calculated as Quantity/Base number\*100

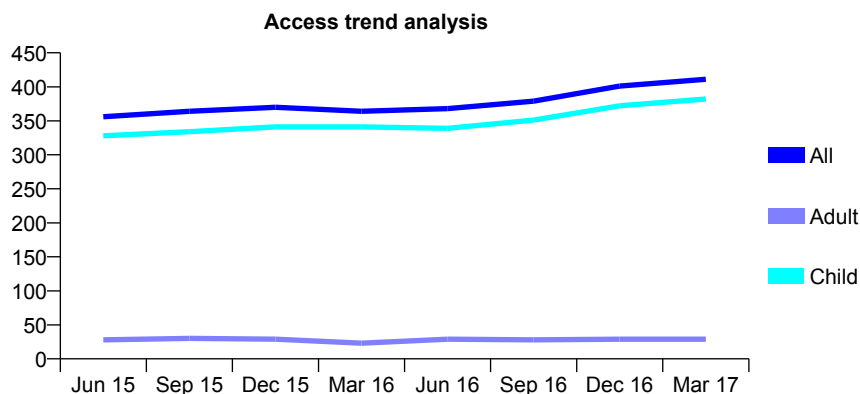
## Q55 - Vital Signs At a Glance Contract Report for 745847/0001 - Year end March 2017

Name or company name	MR SB SHAFFERY
Contract type name	GDS Contract
Purpose of contract	General
Contract start date	01/04/2006
Contract end date	

16/17 Contracted general activity (UDA)	800
Carry forward general activity (UDA)	29
16/17 Contracted orthodontic activity (UOA)	0
Carry forward orthodontic activity (UOA)	0
Baseline contract value	£19,325.73

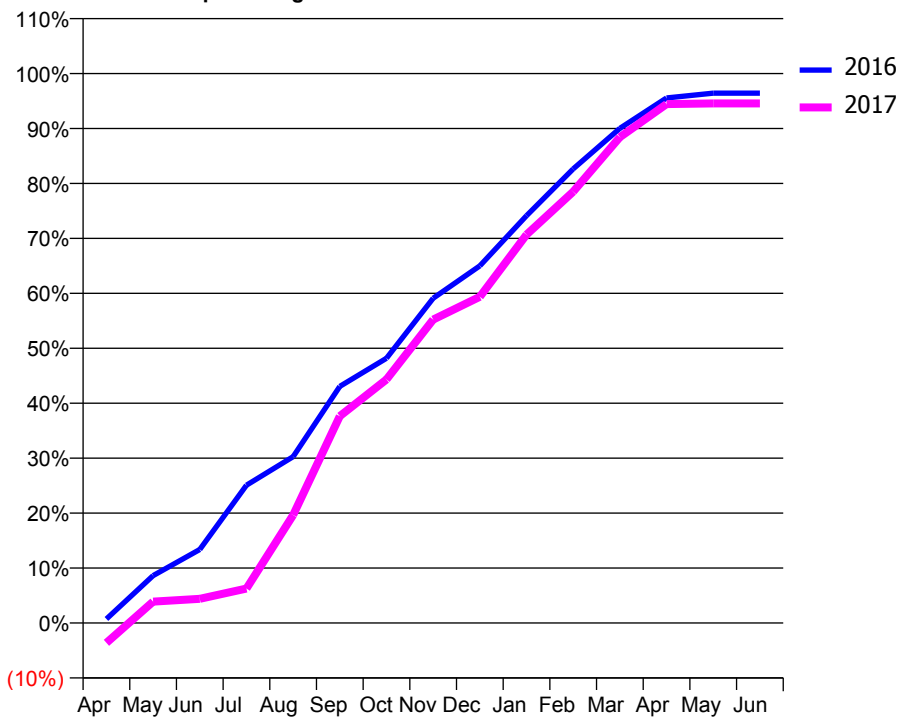
### ACCESS\*

Patients seen in 24 months	Total	Change since previous quarter
Quarter ending March 2016	364	
Quarter ending June 2016	368	→
Quarter ending September 2016	379	↑
Quarter ending December 2016	401	↑
Quarter ending March 2017	411	↑
<b>Variance since March 2016</b>	12.9%	↑



### ACTIVITY

Cumulative percentage of contracted UDA delivered 2016 & 2017



Month	Adjusted Scheduled Activity (UDA)	
	2016	2017
April	6	-29
May	69	31
June	107	35
July	201	50
August	242	157
September	344	301
October	385	355
November	473	442
December	520	475
January	593	565
February	661	628
March	720	707
April	764	755
May	771	756
June	771	756

### QUALITY

	Quantity	Base Number	Contract	AT	Region	England
% of FP17s for the same patient ID Re-attending within 3 months - Children	46	626	7.3%	10.9%	12.0%	12.3%
% of FP17s for the same patient ID Re-attending within 3 months - Adults	0	0	N/A	15.2%	16.0%	16.7%
% of FP17s for the same patient ID Re-attending between 3 & 9 months - Children	394	626	62.9%	61.3%	58.8%	57.6%
% of FP17s for the same patient ID Re-attending between 3 & 9 months - Adults	0	0	N/A	54.8%	51.2%	50.1%
% of FP17s for Band 1 Urgent Courses	12	631	1.9%	7.0%	8.0%	9.1%
% of FP17s Relating to Free Repair or Replacements	1	631	0.2%	0.8%	0.8%	0.8%
% of FP17s Relating to Continuations	0	631	0.0%	1.6%	1.2%	1.2%
% of Patients satisfied with the dentistry they have received	0	0	N/A	92.3%	92.7%	92.8%
% of Patients satisfied with the time they had to wait for an appointment	0	0	N/A	88.0%	89.1%	88.7%

\* This is based on patients treated on this contract for their most recent course of treatment. Figures in italics indicate the base number of FP17s or Patient Questionnaire responses are less than 100. N/A is shown where the base number of responses is less than 10 during the period. % is calculated as Quantity/Base number\*100

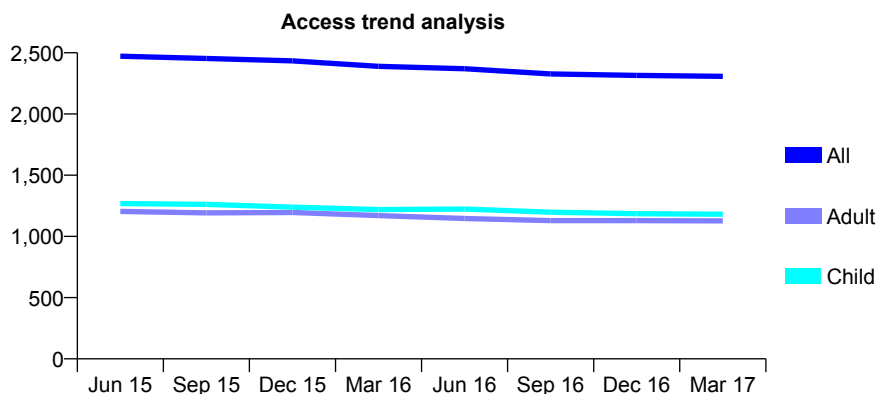
## Q55 - Vital Signs At a Glance Contract Report for 746436/0001 - Year end March 2017

Name or company name	MR MN BURTON
Contract type name	GDS Contract
Purpose of contract	General
Contract start date	01/04/2006
Contract end date	

16/17 Contracted general activity (UDA)	7,500
Carry forward general activity (UDA)	0
16/17 Contracted orthodontic activity (UOA)	0
Carry forward orthodontic activity (UOA)	0
Baseline contract value	£214,764.16

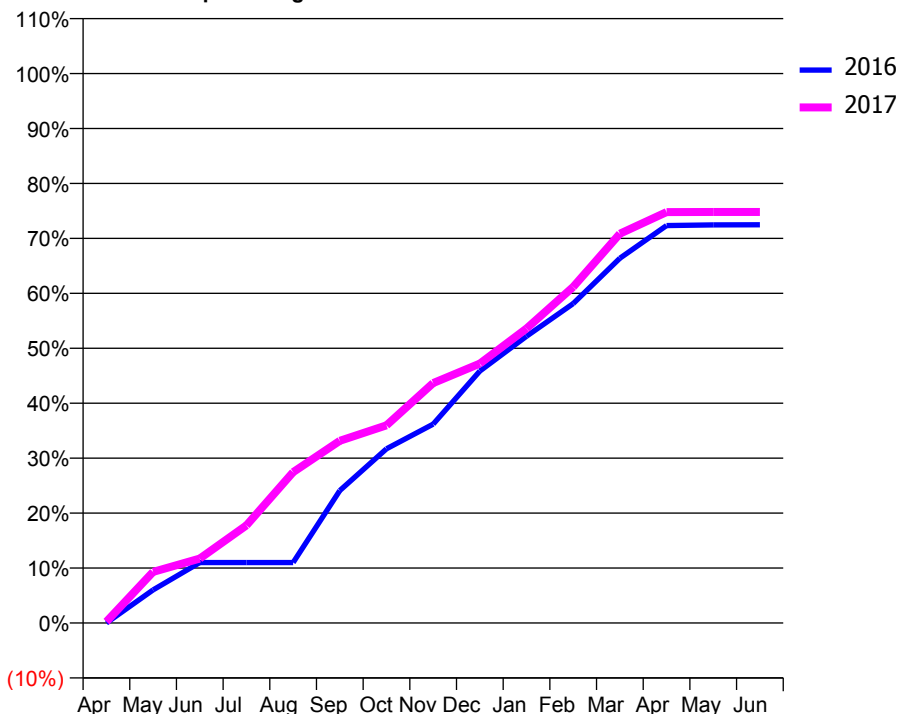
### ACCESS\*

Patients seen in 24 months	Total	Change since previous quarter
Quarter ending March 2016	2,389	
Quarter ending June 2016	2,370	→
Quarter ending September 2016	2,327	↓
Quarter ending December 2016	2,315	→
Quarter ending March 2017	2,308	→
<b>Variance since March 2016</b>	<b>(3.4%)</b>	<b>↓</b>



### ACTIVITY

Cumulative percentage of contracted UDA delivered 2016 & 2017



Month	Adjusted Scheduled Activity (UDA)	
	2016	2017
April	0	20
May	451	697
June	825	881
July	825	1,334
August	825	2,059
September	1,807	2,488
October	2,378	2,698
November	2,715	3,276
December	3,440	3,541
January	3,913	4,019
February	4,359	4,588
March	4,979	5,313
April	5,425	5,608
May	5,433	5,611
June	5,435	5,611

### QUALITY

	Quantity	Base Number	Contract	AT	Region	England
% of FP17s for the same patient ID Re-attending within 3 months - Children	166	1,880	8.8%	10.9%	12.0%	12.3%
% of FP17s for the same patient ID Re-attending within 3 months - Adults	158	1,348	11.7%	15.2%	16.0%	16.7%
% of FP17s for the same patient ID Re-attending between 3 & 9 months - Children	1,181	1,880	62.8%	61.3%	58.8%	57.6%
% of FP17s for the same patient ID Re-attending between 3 & 9 months - Adults	640	1,348	47.5%	54.8%	51.2%	50.1%
% of FP17s for Band 1 Urgent Courses	124	3,173	3.9%	7.0%	8.0%	9.1%
% of FP17s Relating to Free Repair or Replacements	0	3,173	0.0%	0.8%	0.8%	0.8%
% of FP17s Relating to Continuations	33	3,173	1.0%	1.6%	1.2%	1.2%
% of Patients satisfied with the dentistry they have received	3	3	N/A	92.3%	92.7%	92.8%
% of Patients satisfied with the time they had to wait for an appointment	3	3	N/A	88.0%	89.1%	88.7%

\* This is based on patients treated on this contract for their most recent course of treatment. Figures in italics indicate the base number of FP17s or Patient Questionnaire responses are less than 100. N/A is shown where the base number of responses is less than 10 during the period. % is calculated as Quantity/Base number\*100



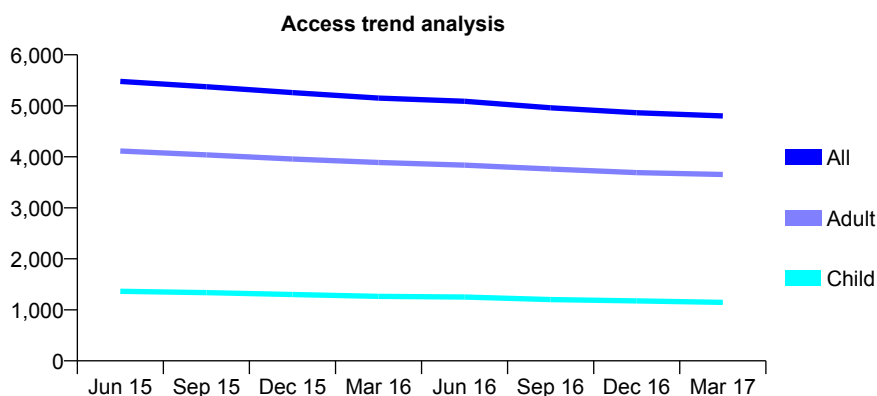
## Q55 - Vital Signs At a Glance Contract Report for 746509/0001 - Year end March 2017

Name or company name	MR RA HEPBURN
Contract type name	GDS Contract
Purpose of contract	General
Contract start date	01/04/2006
Contract end date	

16/17 Contracted general activity (UDA)	13,800
Carry forward general activity (UDA)	0
16/17 Contracted orthodontic activity (UOA)	0
Carry forward orthodontic activity (UOA)	0
Baseline contract value	£276,791.81

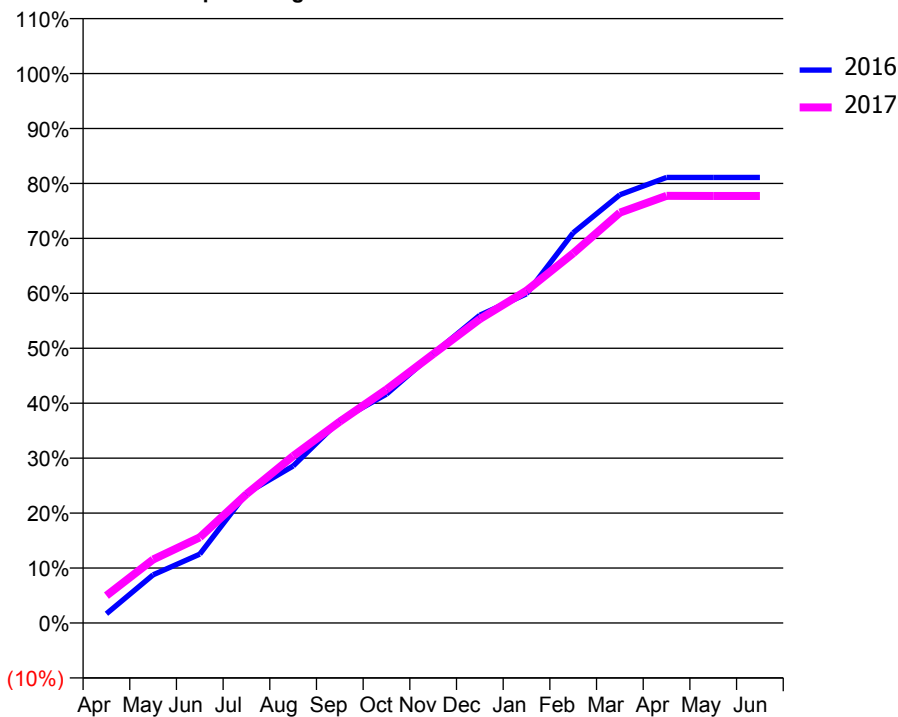
### ACCESS\*

Patients seen in 24 months	Total	Change since previous quarter
Quarter ending March 2016	5,152	
Quarter ending June 2016	5,088	↓
Quarter ending September 2016	4,962	↓
Quarter ending December 2016	4,864	↓
Quarter ending March 2017	4,800	↓
<b>Variance since March 2016</b>	<b>(6.8%)</b>	<b>↓</b>



### ACTIVITY

Cumulative percentage of contracted UDA delivered 2016 & 2017



Adjusted Scheduled Activity (UDA)

Month	2016	2017
April	231	687
May	1,212	1,595
June	1,729	2,153
July	3,258	3,236
August	3,942	4,195
September	5,087	5,057
October	5,748	5,864
November	6,762	6,755
December	7,731	7,635
January	8,265	8,347
February	9,802	9,285
March	10,756	10,305
April	11,189	10,728
May	11,189	10,724
June	11,189	10,724

### QUALITY

	Quantity	Base Number	Contract	AT	Region	England
% of FP17s for the same patient ID Re-attending within 3 months - Children	48	1,835	2.6%	10.9%	12.0%	12.3%
% of FP17s for the same patient ID Re-attending within 3 months - Adults	400	4,090	9.8%	15.2%	16.0%	16.7%
% of FP17s for the same patient ID Re-attending between 3 & 9 months - Children	1,356	1,835	73.9%	61.3%	58.8%	57.6%
% of FP17s for the same patient ID Re-attending between 3 & 9 months - Adults	1,151	4,090	28.1%	54.8%	51.2%	50.1%
% of FP17s for Band 1 Urgent Courses	228	5,912	3.9%	7.0%	8.0%	9.1%
% of FP17s Relating to Free Repair or Replacements	53	5,912	0.9%	0.8%	0.8%	0.8%
% of FP17s Relating to Continuations	100	5,912	1.7%	1.6%	1.2%	1.2%
% of Patients satisfied with the dentistry they have received	8	8	N/A	92.3%	92.7%	92.8%
% of Patients satisfied with the time they had to wait for an appointment	8	8	N/A	88.0%	89.1%	88.7%

\* This is based on patients treated on this contract for their most recent course of treatment. Figures in italics indicate the base number of FP17s or Patient Questionnaire responses are less than 100. N/A is shown where the base number of responses is less than 10 during the period. % is calculated as Quantity/Base number\*100

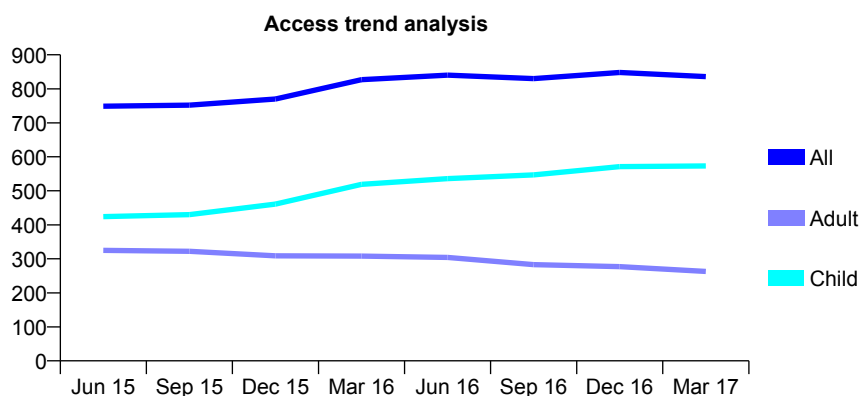
## Q55 - Vital Signs At a Glance Contract Report for 751553/0002 - Year end March 2017

Name or company name	MR S RAKSHIT
Contract type name	GDS Contract
Purpose of contract	General
Contract start date	01/04/2006
Contract end date	

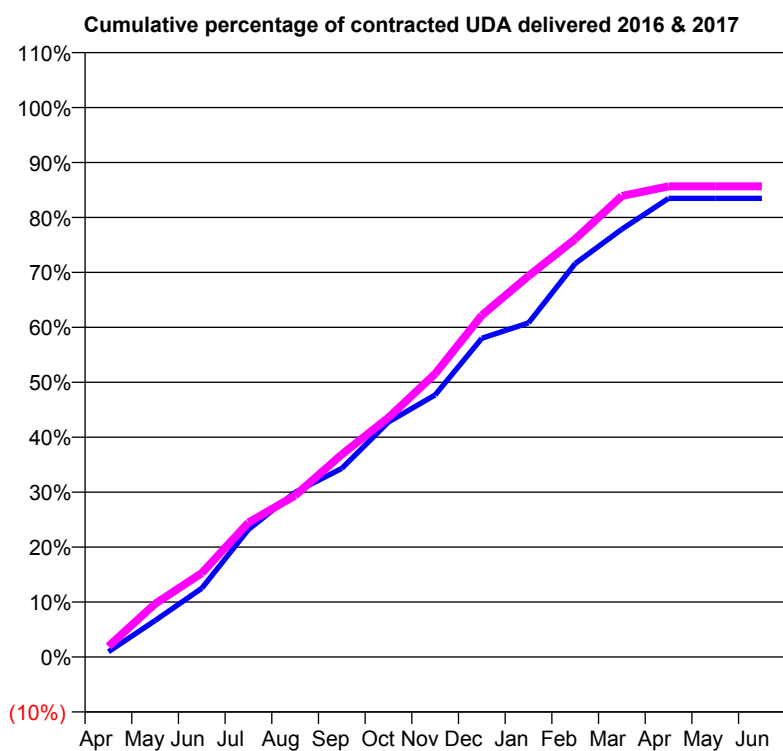
16/17 Contracted general activity (UDA)	3,500
Carry forward general activity (UDA)	0
16/17 Contracted orthodontic activity (UOA)	0
Carry forward orthodontic activity (UOA)	0
Baseline contract value	£77,343.68

### ACCESS\*

Patients seen in 24 months	Total	Change since previous quarter
Quarter ending March 2016	827	
Quarter ending June 2016	840	→
Quarter ending September 2016	830	↓
Quarter ending December 2016	848	↑
Quarter ending March 2017	836	↓
<b>Variance since March 2016</b>	<b>1.1%</b>	<b>→</b>



### ACTIVITY



Month	Adjusted Scheduled Activity (UDA)	
	2016	2017
April	33	67
May	232	340
June	438	535
July	813	857
August	1,049	1,029
September	1,201	1,291
October	1,497	1,525
November	1,669	1,804
December	2,031	2,176
January	2,128	2,427
February	2,506	2,662
March	2,725	2,936
April	2,921	2,998
May	2,921	2,998
June	2,921	2,998

### QUALITY

	Quantity	Base Number	Contract	AT	Region	England
% of FP17s for the same patient ID Re-attending within 3 months - Children	146	969	15.1%	10.9%	12.0%	12.3%
% of FP17s for the same patient ID Re-attending within 3 months - Adults	108	370	29.2%	15.2%	16.0%	16.7%
% of FP17s for the same patient ID Re-attending between 3 & 9 months - Children	482	969	49.7%	61.3%	58.8%	57.6%
% of FP17s for the same patient ID Re-attending between 3 & 9 months - Adults	204	370	55.1%	54.8%	51.2%	50.1%
% of FP17s for Band 1 Urgent Courses	218	1,290	16.9%	7.0%	8.0%	9.1%
% of FP17s Relating to Free Repair or Replacements	0	1,290	0.0%	0.8%	0.8%	0.8%
% of FP17s Relating to Continuations	16	1,290	1.2%	1.6%	1.2%	1.2%
% of Patients satisfied with the dentistry they have received	2	2	N/A	92.3%	92.7%	92.8%
% of Patients satisfied with the time they had to wait for an appointment	2	2	N/A	88.0%	89.1%	88.7%

\* This is based on patients treated on this contract for their most recent course of treatment. Figures in italics indicate the base number of FP17s or Patient Questionnaire responses are less than 100. N/A is shown where the base number of responses is less than 10 during the period. % is calculated as Quantity/Base number\*100

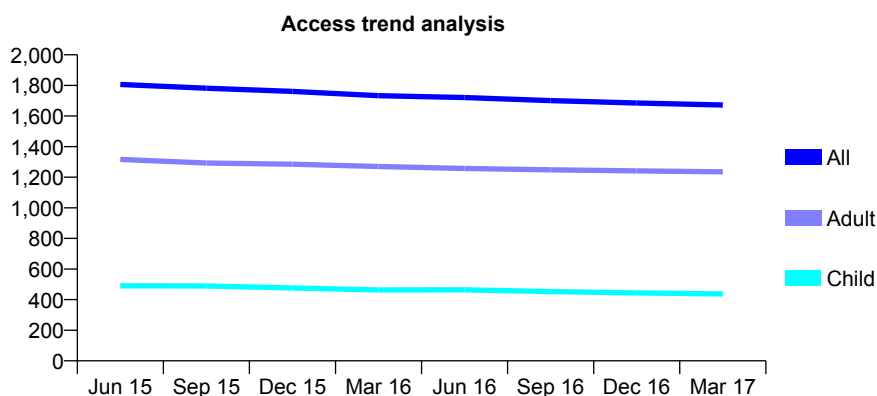
## Q55 - Vital Signs At a Glance Contract Report for 752134/0001 - Year end March 2017

Name or company name	MR CJ DONEGAN
Contract type name	GDS Contract
Purpose of contract	General
Contract start date	01/04/2006
Contract end date	

16/17 Contracted general activity (UDA)	6,517
Carry forward general activity (UDA)	0
16/17 Contracted orthodontic activity (UOA)	0
Carry forward orthodontic activity (UOA)	0
Baseline contract value	£155,489.45

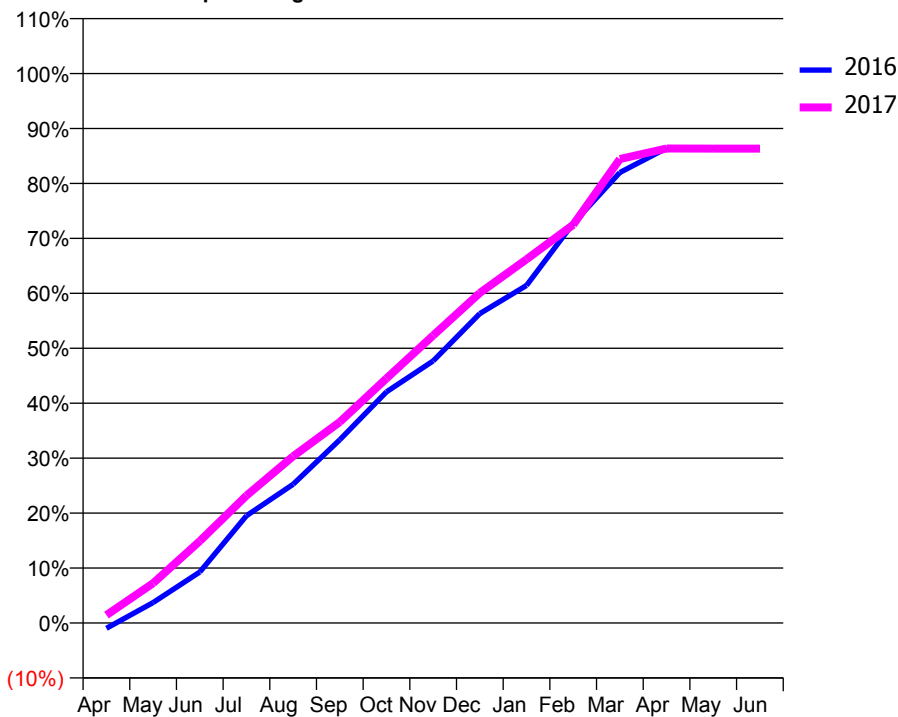
### ACCESS\*

Patients seen in 24 months	Total	Change since previous quarter
Quarter ending March 2016	1,733	
Quarter ending June 2016	1,721	→
Quarter ending September 2016	1,701	↓
Quarter ending December 2016	1,685	→
Quarter ending March 2017	1,672	→
<b>Variance since March 2016</b>	<b>(3.5%)</b>	<b>↓</b>



### ACTIVITY

Cumulative percentage of contracted UDA delivered 2016 & 2017



Adjusted Scheduled Activity (UDA)

Month	2016	2017
April	-64	93
May	242	472
June	605	972
July	1,272	1,511
August	1,646	1,978
September	2,174	2,383
October	2,741	2,901
November	3,108	3,410
December	3,670	3,915
January	4,003	4,314
February	4,740	4,722
March	5,343	5,503
April	5,630	5,628
May	5,630	5,625
June	5,630	5,625

### QUALITY

	Quantity	Base Number	Contract	AT	Region	England
% of FP17s for the same patient ID Re-attending within 3 months - Children	55	819	6.7%	10.9%	12.0%	12.3%
% of FP17s for the same patient ID Re-attending within 3 months - Adults	490	2,498	19.6%	15.2%	16.0%	16.7%
% of FP17s for the same patient ID Re-attending between 3 & 9 months - Children	638	819	77.9%	61.3%	58.8%	57.6%
% of FP17s for the same patient ID Re-attending between 3 & 9 months - Adults	1,812	2,498	72.5%	54.8%	51.2%	50.1%
% of FP17s for Band 1 Urgent Courses	137	3,255	4.2%	7.0%	8.0%	9.1%
% of FP17s Relating to Free Repair or Replacements	59	3,255	1.8%	0.8%	0.8%	0.8%
% of FP17s Relating to Continuations	9	3,255	0.3%	1.6%	1.2%	1.2%
% of Patients satisfied with the dentistry they have received	5	6	N/A	92.3%	92.7%	92.8%
% of Patients satisfied with the time they had to wait for an appointment	5	6	N/A	88.0%	89.1%	88.7%

\* This is based on patients treated on this contract for their most recent course of treatment. Figures in italics indicate the base number of FP17s or Patient Questionnaire responses are less than 100. N/A is shown where the base number of responses is less than 10 during the period. % is calculated as Quantity/Base number\*100

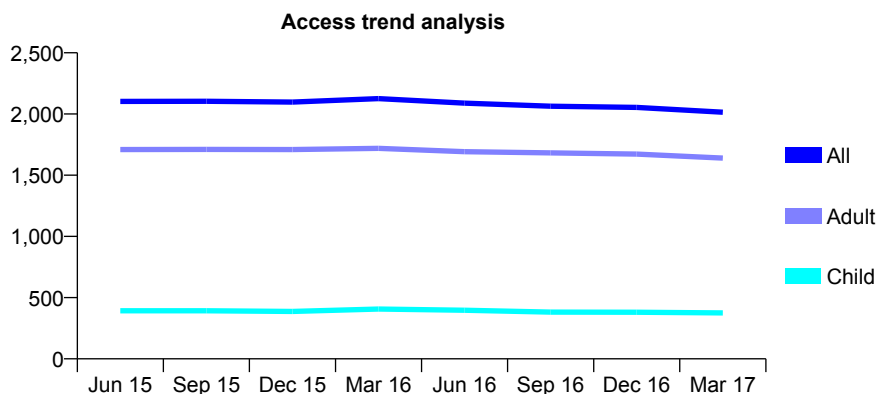
## Q55 - Vital Signs At a Glance Contract Report for 753912/0001 - Year end March 2017

Name or company name	MR BK DAWETT
Contract type name	GDS Contract
Purpose of contract	General
Contract start date	01/04/2006
Contract end date	

16/17 Contracted general activity (UDA)	6,228
Carry forward general activity (UDA)	-125
16/17 Contracted orthodontic activity (UOA)	0
Carry forward orthodontic activity (UOA)	0
Baseline contract value	£255,427.44

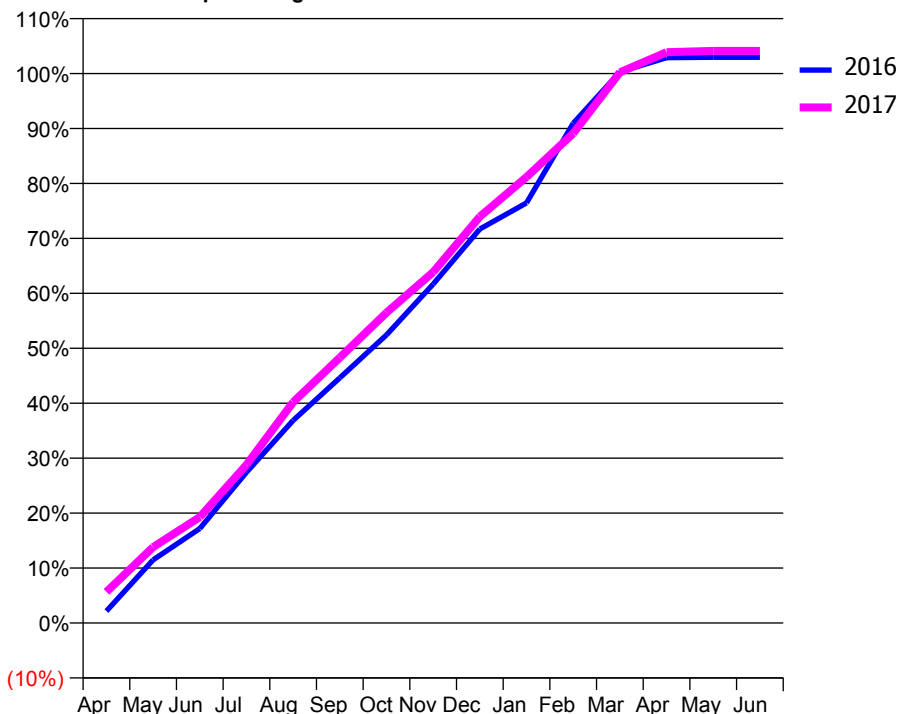
### ACCESS\*

Patients seen in 24 months	Total	Change since previous quarter
Quarter ending March 2016	2,126	
Quarter ending June 2016	2,089	↓
Quarter ending September 2016	2,064	↓
Quarter ending December 2016	2,054	→
Quarter ending March 2017	2,015	↓
<b>Variance since March 2016</b>	<b>(5.2%)</b>	<b>↓</b>



### ACTIVITY

Cumulative percentage of contracted UDA delivered 2016 & 2017



Adjusted Scheduled Activity (UDA)

Month	2016	2017
April	135	353
May	715	861
June	1,071	1,201
July	1,708	1,794
August	2,296	2,503
September	2,778	3,008
October	3,265	3,518
November	3,842	3,976
December	4,465	4,606
January	4,762	5,055
February	5,663	5,550
March	6,245	6,242
April	6,408	6,469
May	6,412	6,484
June	6,412	6,484

### QUALITY

	Quantity	Base Number	Contract	AT	Region	England
% of FP17s for the same patient ID Re-attending within 3 months - Children	62	619	10.0%	10.9%	12.0%	12.3%
% of FP17s for the same patient ID Re-attending within 3 months - Adults	426	2,426	17.6%	15.2%	16.0%	16.7%
% of FP17s for the same patient ID Re-attending between 3 & 9 months - Children	399	619	64.5%	61.3%	58.8%	57.6%
% of FP17s for the same patient ID Re-attending between 3 & 9 months - Adults	1,189	2,426	49.0%	54.8%	51.2%	50.1%
% of FP17s for Band 1 Urgent Courses	185	3,080	6.0%	7.0%	8.0%	9.1%
% of FP17s Relating to Free Repair or Replacements	46	3,080	1.5%	0.8%	0.8%	0.8%
% of FP17s Relating to Continuations	115	3,080	3.7%	1.6%	1.2%	1.2%
% of Patients satisfied with the dentistry they have received	10	12	83.3%	92.3%	92.7%	92.8%
% of Patients satisfied with the time they had to wait for an appointment	8	12	66.7%	88.0%	89.1%	88.7%

\* This is based on patients treated on this contract for their most recent course of treatment. Figures in italics indicate the base number of FP17s or Patient Questionnaire responses are less than 100. N/A is shown where the base number of responses is less than 10 during the period. % is calculated as Quantity/Base number\*100

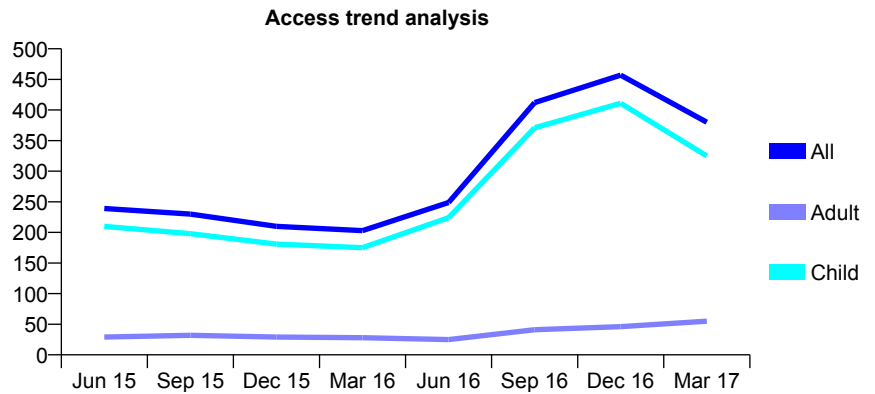
## Q55 - Vital Signs At a Glance Contract Report for 754978/0001 - Year end March 2017

Name or company name	MR AC SETON
Contract type name	GDS Contract
Purpose of contract	General
Contract start date	01/04/2006
Contract end date	

16/17 Contracted general activity (UDA)	735
Carry forward general activity (UDA)	0
16/17 Contracted orthodontic activity (UOA)	0
Carry forward orthodontic activity (UOA)	0
Baseline contract value	£17,372.69

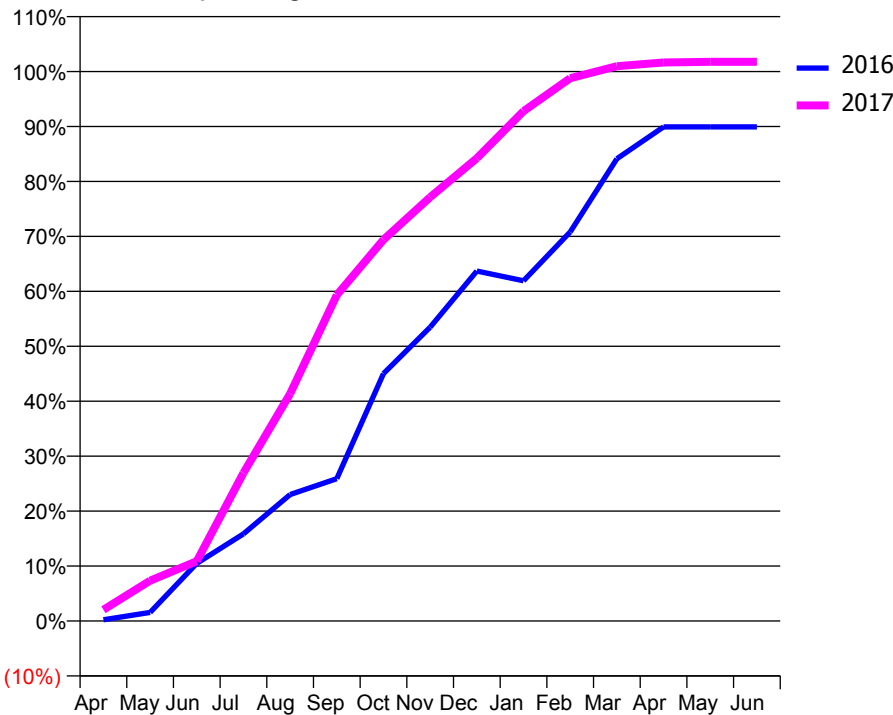
### ACCESS\*

Patients seen in 24 months	Total	Change since previous quarter
Quarter ending March 2016	203	
Quarter ending June 2016	249	↑
Quarter ending September 2016	412	↑
Quarter ending December 2016	457	↑
Quarter ending March 2017	380	↓
<b>Variance since March 2016</b>	<b>87.2%</b>	<b>↑</b>



### ACTIVITY

Cumulative percentage of contracted UDA delivered 2016 & 2017



Month	Adjusted Scheduled Activity (UDA)	
	2016	2017
April	1	15
May	7	54
June	47	80
July	71	198
August	104	304
September	117	436
October	203	510
November	241	567
December	287	619
January	279	682
February	319	726
March	379	742
April	405	747
May	405	748
June	405	748

### QUALITY

	Quantity	Base Number	Contract	AT	Region	England
% of FP17s for the same patient ID Re-attending within 3 months - Children	21	618	3.4%	10.9%	12.0%	12.3%
% of FP17s for the same patient ID Re-attending within 3 months - Adults	0	0	N/A	15.2%	16.0%	16.7%
% of FP17s for the same patient ID Re-attending between 3 & 9 months - Children	208	618	33.7%	61.3%	58.8%	57.6%
% of FP17s for the same patient ID Re-attending between 3 & 9 months - Adults	0	0	N/A	54.8%	51.2%	50.1%
% of FP17s for Band 1 Urgent Courses	0	604	0.0%	7.0%	8.0%	9.1%
% of FP17s Relating to Free Repair or Replacements	0	604	0.0%	0.8%	0.8%	0.8%
% of FP17s Relating to Continuations	10	604	1.7%	1.6%	1.2%	1.2%
% of Patients satisfied with the dentistry they have received	1	1	N/A	92.3%	92.7%	92.8%
% of Patients satisfied with the time they had to wait for an appointment	1	1	N/A	88.0%	89.1%	88.7%

\* This is based on patients treated on this contract for their most recent course of treatment. Figures in italics indicate the base number of FP17s or Patient Questionnaire responses are less than 100. N/A is shown where the base number of responses is less than 10 during the period. % is calculated as Quantity/Base number\*100

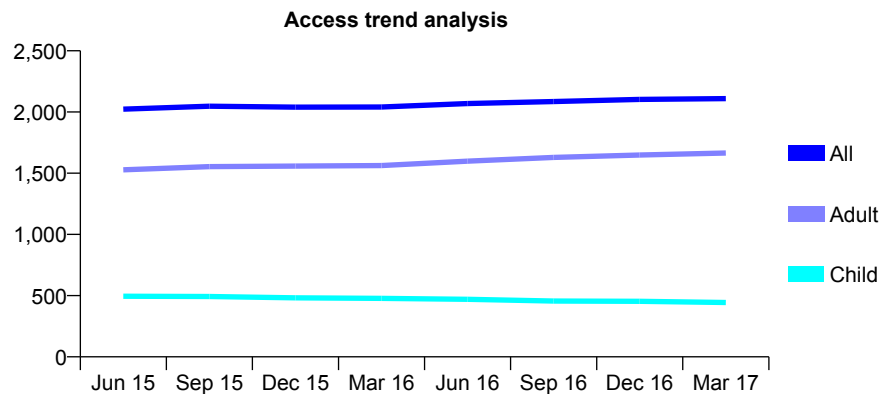
## Q55 - Vital Signs At a Glance Contract Report for 755923/0001 - Year end March 2017

Name or company name	MR KN DALY
Contract type name	GDS Contract
Purpose of contract	General
Contract start date	01/04/2006
Contract end date	

16/17 Contracted general activity (UDA)	7,537
Carry forward general activity (UDA)	205
16/17 Contracted orthodontic activity (UOA)	0
Carry forward orthodontic activity (UOA)	0
Baseline contract value	£207,985.90

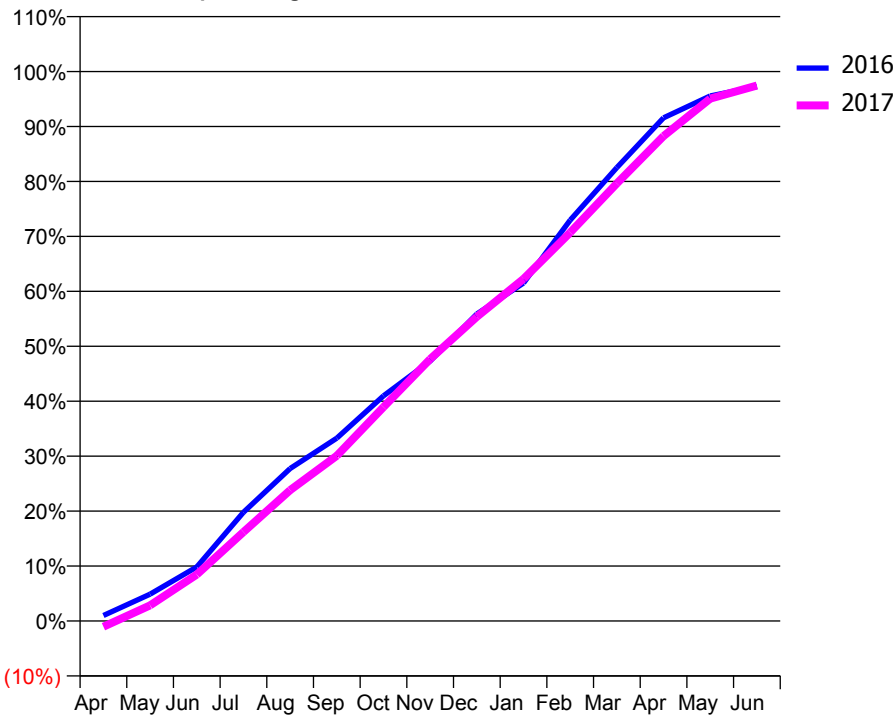
### ACCESS\*

Patients seen in 24 months	Total	Change since previous quarter
Quarter ending March 2016	2,041	
Quarter ending June 2016	2,069	→
Quarter ending September 2016	2,085	→
Quarter ending December 2016	2,103	→
Quarter ending March 2017	2,109	→
<b>Variance since March 2016</b>	<b>3.3%</b>	<b>↑</b>



### ACTIVITY

Cumulative percentage of contracted UDA delivered 2016 & 2017



Month	Adjusted Scheduled Activity (UDA)	
	2016	2017
April	76	-80
May	368	214
June	741	637
July	1,492	1,222
August	2,092	1,796
September	2,509	2,267
October	3,088	2,935
November	3,566	3,594
December	4,210	4,173
January	4,635	4,692
February	5,498	5,328
March	6,220	6,001
April	6,902	6,651
May	7,202	7,164
June	7,332	7,344

### QUALITY

	Quantity	Base Number	Contract	AT	Region	England
% of FP17s for the same patient ID Re-attending within 3 months - Children	56	611	9.2%	10.9%	12.0%	12.3%
% of FP17s for the same patient ID Re-attending within 3 months - Adults	343	2,313	14.8%	15.2%	16.0%	16.7%
% of FP17s for the same patient ID Re-attending between 3 & 9 months - Children	331	611	54.2%	61.3%	58.8%	57.6%
% of FP17s for the same patient ID Re-attending between 3 & 9 months - Adults	1,210	2,313	52.3%	54.8%	51.2%	50.1%
% of FP17s for Band 1 Urgent Courses	314	3,016	10.4%	7.0%	8.0%	9.1%
% of FP17s Relating to Free Repair or Replacements	20	3,016	0.7%	0.8%	0.8%	0.8%
% of FP17s Relating to Continuations	12	3,016	0.4%	1.6%	1.2%	1.2%
% of Patients satisfied with the dentistry they have received	3	3	N/A	92.3%	92.7%	92.8%
% of Patients satisfied with the time they had to wait for an appointment	3	3	N/A	88.0%	89.1%	88.7%

\* This is based on patients treated on this contract for their most recent course of treatment. Figures in italics indicate the base number of FP17s or Patient Questionnaire responses are less than 100. N/A is shown where the base number of responses is less than 10 during the period. % is calculated as Quantity/Base number\*100

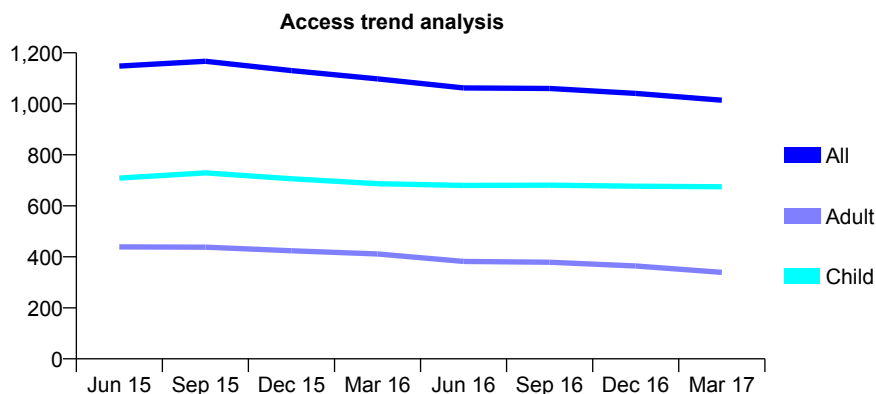
## Q55 - Vital Signs At a Glance Contract Report for 761303/0001 - Year end March 2017

Name or company name	MR RN WARD
Contract type name	GDS Contract
Purpose of contract	General
Contract start date	01/04/2006
Contract end date	

16/17 Contracted general activity (UDA)	3,000
Carry forward general activity (UDA)	0
16/17 Contracted orthodontic activity (UOA)	0
Carry forward orthodontic activity (UOA)	0
Baseline contract value	£65,234.98

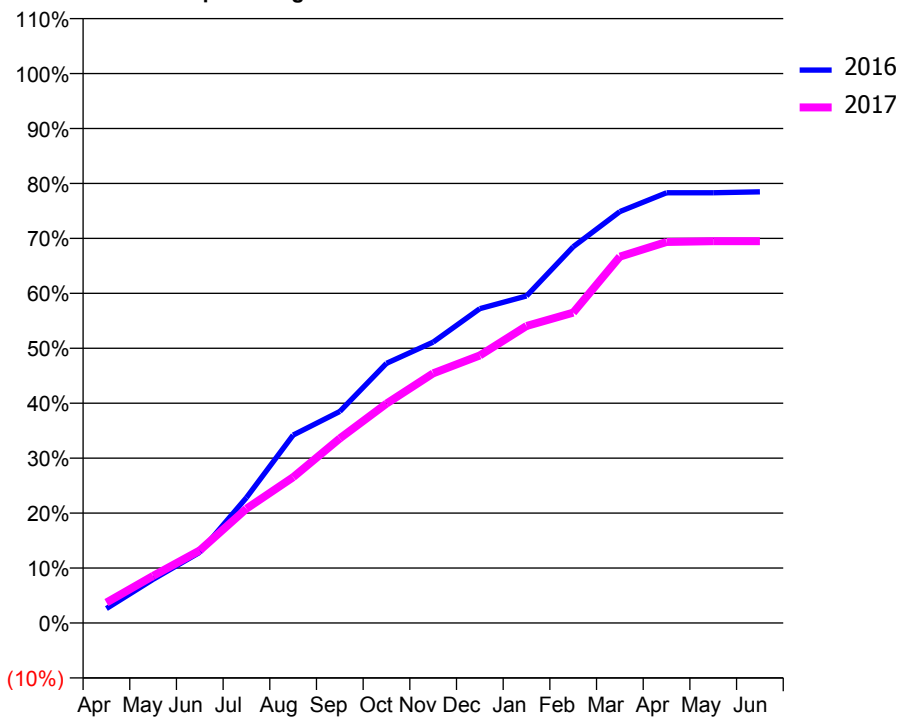
### ACCESS\*

Patients seen in 24 months	Total	Change since previous quarter
Quarter ending March 2016	1,098	
Quarter ending June 2016	1,062	↓
Quarter ending September 2016	1,060	→
Quarter ending December 2016	1,041	↓
Quarter ending March 2017	1,014	↓
<b>Variance since March 2016</b>	<b>(7.7%)</b>	<b>↓</b>



### ACTIVITY

Cumulative percentage of contracted UDA delivered 2016 & 2017



Month	Adjusted Scheduled Activity (UDA)	
	2016	2017
April	79	112
May	238	258
June	386	396
July	684	624
August	1,026	796
September	1,155	1,008
October	1,418	1,198
November	1,534	1,363
December	1,716	1,460
January	1,786	1,622
February	2,054	1,694
March	2,247	2,000
April	2,349	2,080
May	2,349	2,085
June	2,354	2,085

### QUALITY

	Quantity	Base Number	Contract	AT	Region	England
% of FP17s for the same patient ID Re-attending within 3 months - Children	80	1,086	7.4%	10.9%	12.0%	12.3%
% of FP17s for the same patient ID Re-attending within 3 months - Adults	65	370	17.6%	15.2%	16.0%	16.7%
% of FP17s for the same patient ID Re-attending between 3 & 9 months - Children	726	1,086	66.9%	61.3%	58.8%	57.6%
% of FP17s for the same patient ID Re-attending between 3 & 9 months - Adults	161	370	43.5%	54.8%	51.2%	50.1%
% of FP17s for Band 1 Urgent Courses	140	1,458	9.6%	7.0%	8.0%	9.1%
% of FP17s Relating to Free Repair or Replacements	0	1,458	0.0%	0.8%	0.8%	0.8%
% of FP17s Relating to Continuations	11	1,458	0.8%	1.6%	1.2%	1.2%
% of Patients satisfied with the dentistry they have received	2	2	N/A	92.3%	92.7%	92.8%
% of Patients satisfied with the time they had to wait for an appointment	2	2	N/A	88.0%	89.1%	88.7%

\* This is based on patients treated on this contract for their most recent course of treatment. Figures in italics indicate the base number of FP17s or Patient Questionnaire responses are less than 100. N/A is shown where the base number of responses is less than 10 during the period. % is calculated as Quantity/Base number\*100



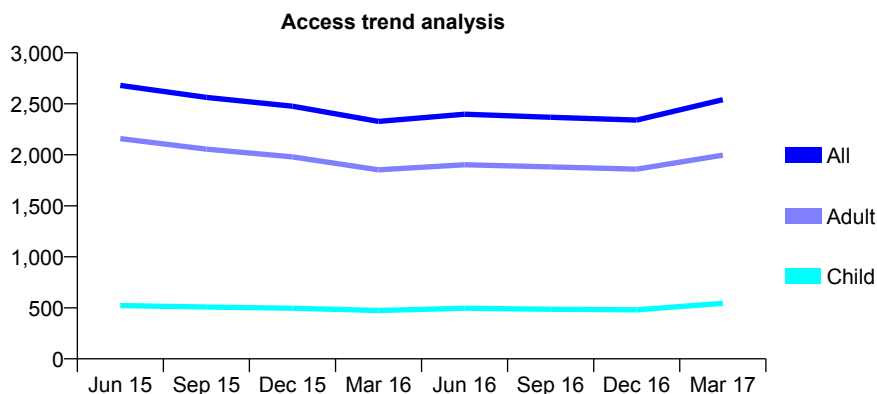
## Q55 - Vital Signs At a Glance Contract Report for 769061/0001 - Year end March 2017

Name or company name	MISS KL SMITH
Contract type name	GDS Contract
Purpose of contract	General
Contract start date	01/04/2006
Contract end date	

16/17 Contracted general activity (UDA)	9,929
Carry forward general activity (UDA)	0
16/17 Contracted orthodontic activity (UOA)	0
Carry forward orthodontic activity (UOA)	0
Baseline contract value	£227,613.95

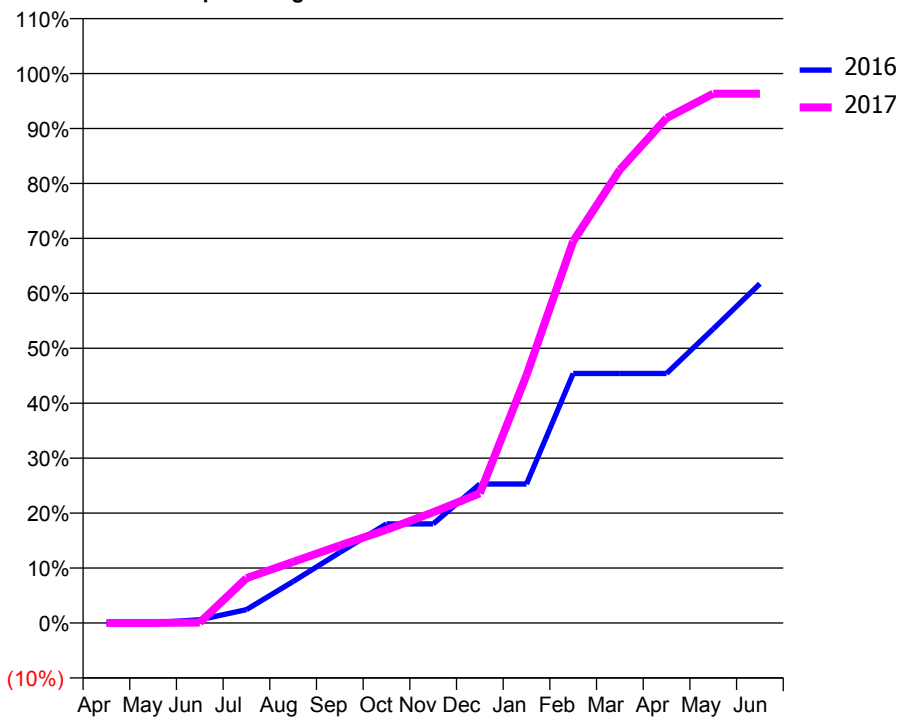
### ACCESS\*

Patients seen in 24 months	Total	Change since previous quarter
Quarter ending March 2016	2,327	
Quarter ending June 2016	2,398	↑
Quarter ending September 2016	2,368	↓
Quarter ending December 2016	2,341	↓
Quarter ending March 2017	2,541	↑
<b>Variance since March 2016</b>	<b>9.2%</b>	<b>↑</b>



### ACTIVITY

Cumulative percentage of contracted UDA delivered 2016 & 2017



Adjusted Scheduled Activity (UDA)

Month	2016	2017
April	0	0
May	6	0
June	60	9
July	242	810
August	751	1,104
September	1,277	1,402
October	1,793	1,684
November	1,793	2,001
December	2,512	2,343
January	2,512	4,478
February	4,509	6,900
March	4,509	8,191
April	4,509	9,124
May	5,314	9,564
June	6,130	9,564

### QUALITY

	Quantity	Base Number	Contract	AT	Region	England
% of FP17s for the same patient ID Re-attending within 3 months - Children	145	1,025	14.1%	10.9%	12.0%	12.3%
% of FP17s for the same patient ID Re-attending within 3 months - Adults	869	3,361	25.9%	15.2%	16.0%	16.7%
% of FP17s for the same patient ID Re-attending between 3 & 9 months - Children	543	1,025	53.0%	61.3%	58.8%	57.6%
% of FP17s for the same patient ID Re-attending between 3 & 9 months - Adults	1,152	3,361	34.3%	54.8%	51.2%	50.1%
% of FP17s for Band 1 Urgent Courses	380	4,076	9.3%	7.0%	8.0%	9.1%
% of FP17s Relating to Free Repair or Replacements	7	4,076	0.2%	0.8%	0.8%	0.8%
% of FP17s Relating to Continuations	69	4,076	1.7%	1.6%	1.2%	1.2%
% of Patients satisfied with the dentistry they have received	2	2	N/A	92.3%	92.7%	92.8%
% of Patients satisfied with the time they had to wait for an appointment	2	2	N/A	88.0%	89.1%	88.7%

\* This is based on patients treated on this contract for their most recent course of treatment. Figures in italics indicate the base number of FP17s or Patient Questionnaire responses are less than 100. N/A is shown where the base number of responses is less than 10 during the period. % is calculated as Quantity/Base number\*100

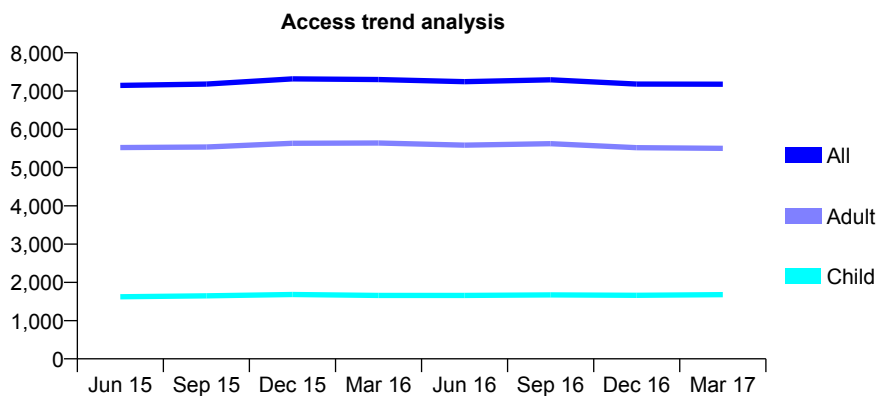
## Q55 - Vital Signs At a Glance Contract Report for 783145/0001 - Year end March 2017

Name or company name	MR BS PEERBUX
Contract type name	GDS Contract
Purpose of contract	General
Contract start date	03/10/2009
Contract end date	

16/17 Contracted general activity (UDA)	20,495
Carry forward general activity (UDA)	727
16/17 Contracted orthodontic activity (UOA)	0
Carry forward orthodontic activity (UOA)	0
Baseline contract value	£557,127.57

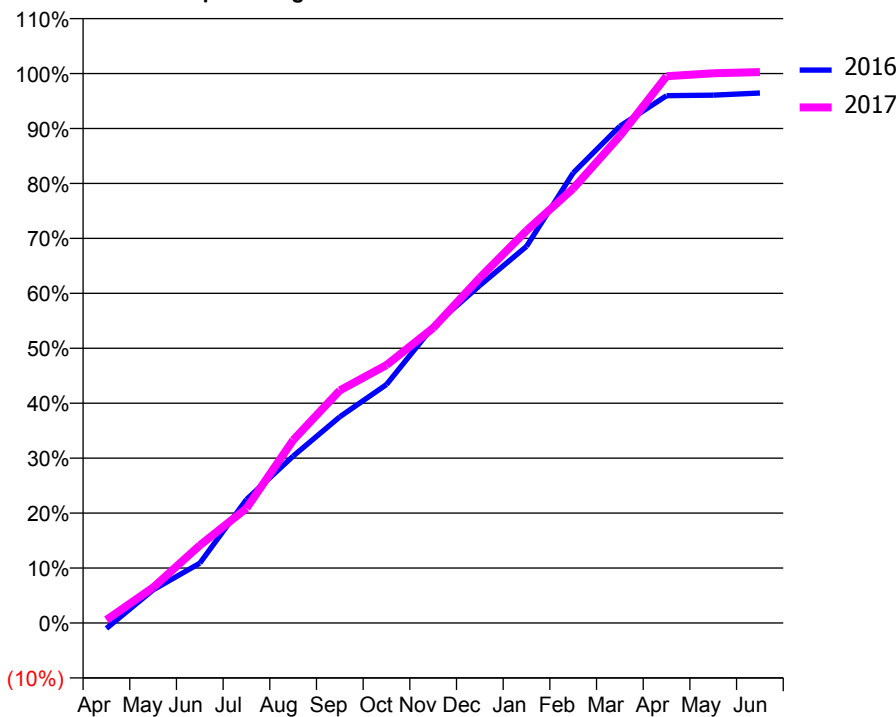
### ACCESS\*

Patients seen in 24 months	Total	Change since previous quarter
Quarter ending March 2016	7,301	
Quarter ending June 2016	7,245	→
Quarter ending September 2016	7,295	→
Quarter ending December 2016	7,182	↓
Quarter ending March 2017	7,179	→
<b>Variance since March 2016</b>	<b>(1.7%)</b>	<b>↓</b>



### ACTIVITY

Cumulative percentage of contracted UDA delivered 2016 & 2017



Month	Adjusted Scheduled Activity (UDA)	
	2016	2017
April	-206	115
May	1,238	1,327
June	2,231	2,899
July	4,609	4,282
August	6,223	6,819
September	7,694	8,674
October	8,893	9,620
November	11,059	11,006
December	12,590	12,880
January	14,047	14,636
February	16,786	16,208
March	18,527	18,166
April	19,667	20,395
May	19,689	20,502
June	19,768	20,550

### QUALITY

	Quantity	Base Number	Contract	AT	Region	England
% of FP17s for the same patient ID Re-attending within 3 months - Children	139	2,414	5.8%	10.9%	12.0%	12.3%
% of FP17s for the same patient ID Re-attending within 3 months - Adults	1,338	8,292	16.1%	15.2%	16.0%	16.7%
% of FP17s for the same patient ID Re-attending between 3 & 9 months - Children	1,465	2,414	60.7%	61.3%	58.8%	57.6%
% of FP17s for the same patient ID Re-attending between 3 & 9 months - Adults	4,946	8,292	59.6%	54.8%	51.2%	50.1%
% of FP17s for Band 1 Urgent Courses	1,021	10,857	9.4%	7.0%	8.0%	9.1%
% of FP17s Relating to Free Repair or Replacements	92	10,857	0.8%	0.8%	0.8%	0.8%
% of FP17s Relating to Continuations	152	10,857	1.4%	1.6%	1.2%	1.2%
% of Patients satisfied with the dentistry they have received	13	16	81.3%	92.3%	92.7%	92.8%
% of Patients satisfied with the time they had to wait for an appointment	16	16	100.0%	88.0%	89.1%	88.7%

\* This is based on patients treated on this contract for their most recent course of treatment. Figures in italics indicate the base number of FP17s or Patient Questionnaire responses are less than 100. N/A is shown where the base number of responses is less than 10 during the period. % is calculated as Quantity/Base number\*100

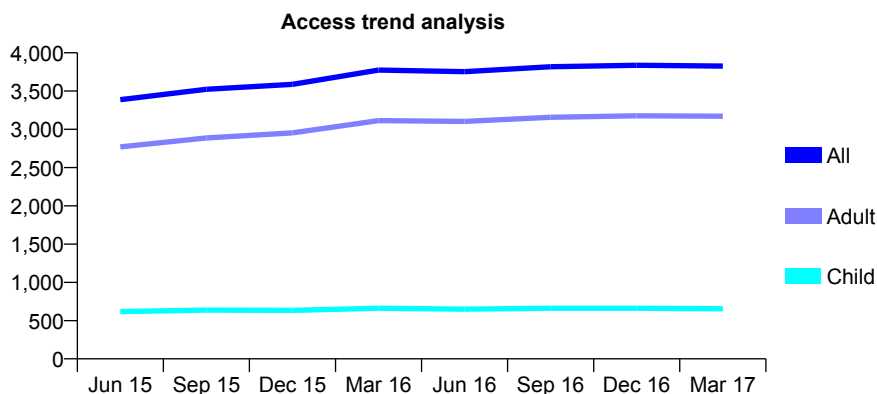
## Q55 - Vital Signs At a Glance Contract Report for 787213/0001 - Year end March 2017

Name or company name	MRS SA MITCHELL
Contract type name	GDS Contract
Purpose of contract	General
Contract start date	03/12/2012
Contract end date	

16/17 Contracted general activity (UDA)	12,621
Carry forward general activity (UDA)	-250
16/17 Contracted orthodontic activity (UOA)	0
Carry forward orthodontic activity (UOA)	0
Baseline contract value	£395,250.30

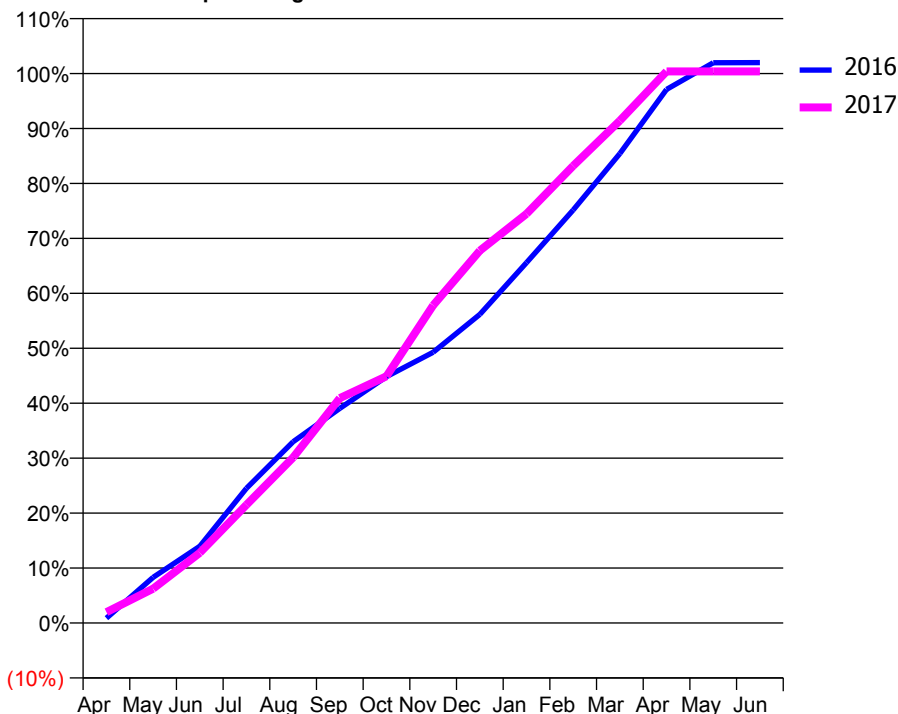
### ACCESS\*

Patients seen in 24 months	Total	Change since previous quarter
Quarter ending March 2016	3,774	
Quarter ending June 2016	3,753	→
Quarter ending September 2016	3,818	→
Quarter ending December 2016	3,837	→
Quarter ending March 2017	3,827	→
<b>Variance since March 2016</b>	<b>1.4%</b>	<b>→</b>



### ACTIVITY

Cumulative percentage of contracted UDA delivered 2016 & 2017



Adjusted Scheduled Activity (UDA)

Month	2016	2017
April	112	250
May	1,049	787
June	1,761	1,612
July	3,096	2,716
August	4,165	3,803
September	4,931	5,165
October	5,657	5,668
November	6,218	7,296
December	7,089	8,554
January	8,277	9,399
February	9,487	10,501
March	10,782	11,538
April	12,256	12,669
May	12,868	12,669
June	12,871	12,670

### QUALITY

	Quantity	Base Number	Contract	AT	Region	England
% of FP17s for the same patient ID Re-attending within 3 months - Children	95	1,276	7.4%	10.9%	12.0%	12.3%
% of FP17s for the same patient ID Re-attending within 3 months - Adults	1,000	5,836	17.1%	15.2%	16.0%	16.7%
% of FP17s for the same patient ID Re-attending between 3 & 9 months - Children	923	1,276	72.3%	61.3%	58.8%	57.6%
% of FP17s for the same patient ID Re-attending between 3 & 9 months - Adults	3,669	5,836	62.9%	54.8%	51.2%	50.1%
% of FP17s for Band 1 Urgent Courses	461	6,547	7.0%	7.0%	8.0%	9.1%
% of FP17s Relating to Free Repair or Replacements	130	6,547	2.0%	0.8%	0.8%	0.8%
% of FP17s Relating to Continuations	172	6,547	2.6%	1.6%	1.2%	1.2%
% of Patients satisfied with the dentistry they have received	11	11	100.0%	92.3%	92.7%	92.8%
% of Patients satisfied with the time they had to wait for an appointment	10	11	90.9%	88.0%	89.1%	88.7%

\* This is based on patients treated on this contract for their most recent course of treatment. Figures in italics indicate the base number of FP17s or Patient Questionnaire responses are less than 100. N/A is shown where the base number of responses is less than 10 during the period. % is calculated as Quantity/Base number\*100

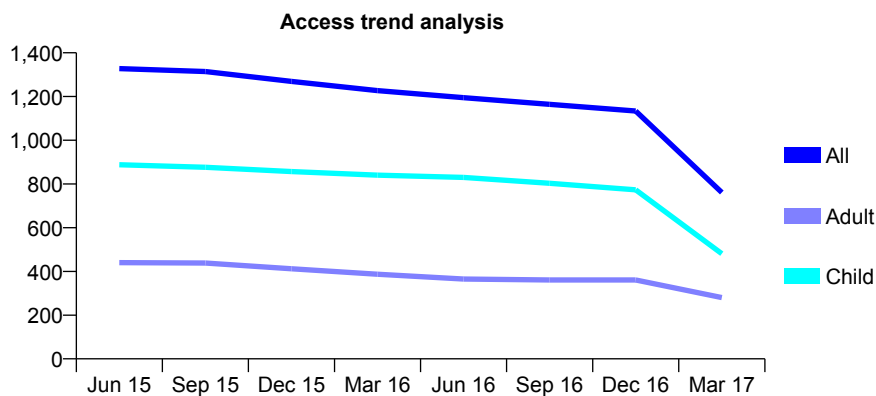
## Q55 - Vital Signs At a Glance Contract Report for 808865/0003 - Year end March 2017

Name or company name	MR JD PETERSON
Contract type name	GDS Contract
Purpose of contract	General
Contract start date	21/07/2007
Contract end date	31/12/2016

16/17 Contracted general activity (UDA)	2,325
Carry forward general activity (UDA)	0
16/17 Contracted orthodontic activity (UOA)	0
Carry forward orthodontic activity (UOA)	0
Baseline contract value	£52,697.52

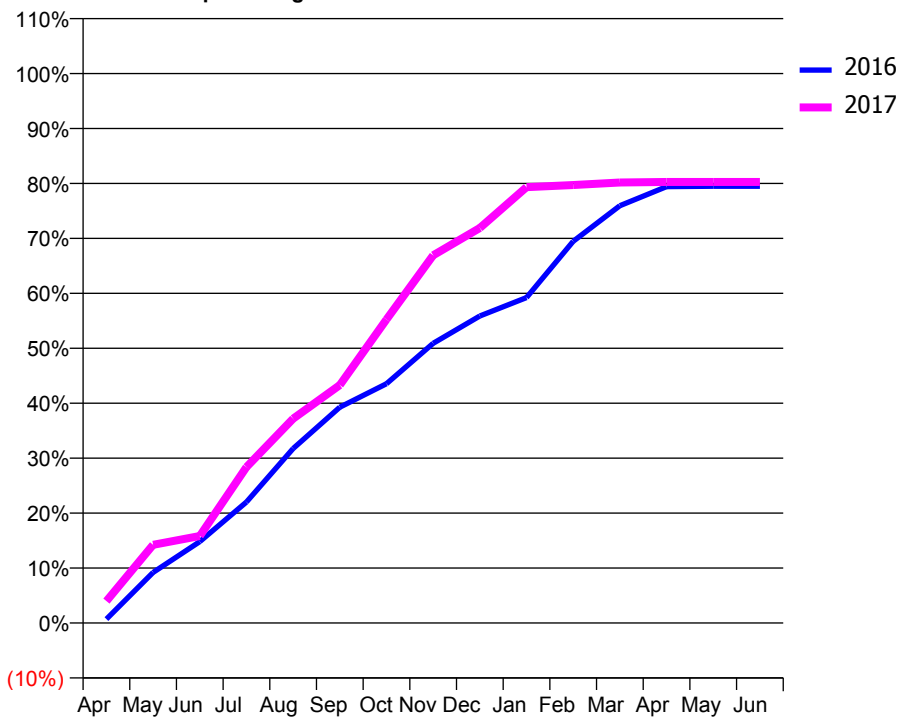
### ACCESS\*

Patients seen in 24 months	Total	Change since previous quarter
Quarter ending March 2016	1,227	
Quarter ending June 2016	1,195	↓
Quarter ending September 2016	1,164	↓
Quarter ending December 2016	1,134	↓
Quarter ending March 2017	761	↓
<b>Variance since March 2016</b>	<b>(38.0%)</b>	↓



### ACTIVITY

Cumulative percentage of contracted UDA delivered 2016 & 2017



Month	Adjusted Scheduled Activity (UDA)	
	2016	2017
April	22	93
May	285	331
June	460	368
July	682	660
August	985	865
September	1,218	1,007
October	1,350	1,284
November	1,578	1,556
December	1,732	1,671
January	1,836	1,844
February	2,153	1,853
March	2,354	1,864
April	2,462	1,866
May	2,464	1,866
June	2,464	1,866

### QUALITY

	Quantity	Base Number	Contract	AT	Region	England
% of FP17s for the same patient ID Re-attending within 3 months - Children	62	1,083	5.7%	10.9%	12.0%	12.3%
% of FP17s for the same patient ID Re-attending within 3 months - Adults	22	266	8.3%	15.2%	16.0%	16.7%
% of FP17s for the same patient ID Re-attending between 3 & 9 months - Children	765	1,083	70.6%	61.3%	58.8%	57.6%
% of FP17s for the same patient ID Re-attending between 3 & 9 months - Adults	173	266	65.0%	54.8%	51.2%	50.1%
% of FP17s for Band 1 Urgent Courses	45	1,256	3.6%	7.0%	8.0%	9.1%
% of FP17s Relating to Free Repair or Replacements	0	1,256	0.0%	0.8%	0.8%	0.8%
% of FP17s Relating to Continuations	0	1,256	0.0%	1.6%	1.2%	1.2%
% of Patients satisfied with the dentistry they have received	1	1	N/A	92.3%	92.7%	92.8%
% of Patients satisfied with the time they had to wait for an appointment	1	1	N/A	88.0%	89.1%	88.7%

\* This is based on patients treated on this contract for their most recent course of treatment. Figures in italics indicate the base number of FP17s or Patient Questionnaire responses are less than 100. N/A is shown where the base number of responses is less than 10 during the period. % is calculated as Quantity/Base number\*100

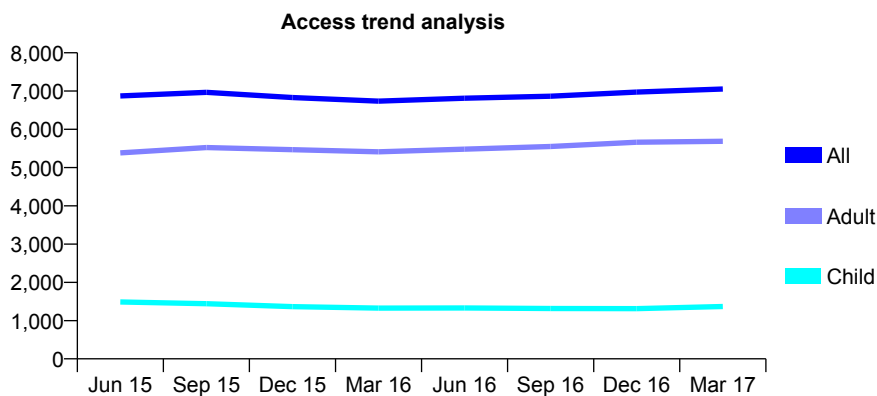
## Q55 - Vital Signs At a Glance Contract Report for 810584/0001 - Year end March 2017

Name or company name	MR PR THORPE
Contract type name	GDS Contract
Purpose of contract	General
Contract start date	01/04/2006
Contract end date	

16/17 Contracted general activity (UDA)	18,380
Carry forward general activity (UDA)	-144
16/17 Contracted orthodontic activity (UOA)	0
Carry forward orthodontic activity (UOA)	0
Baseline contract value	£496,222.29

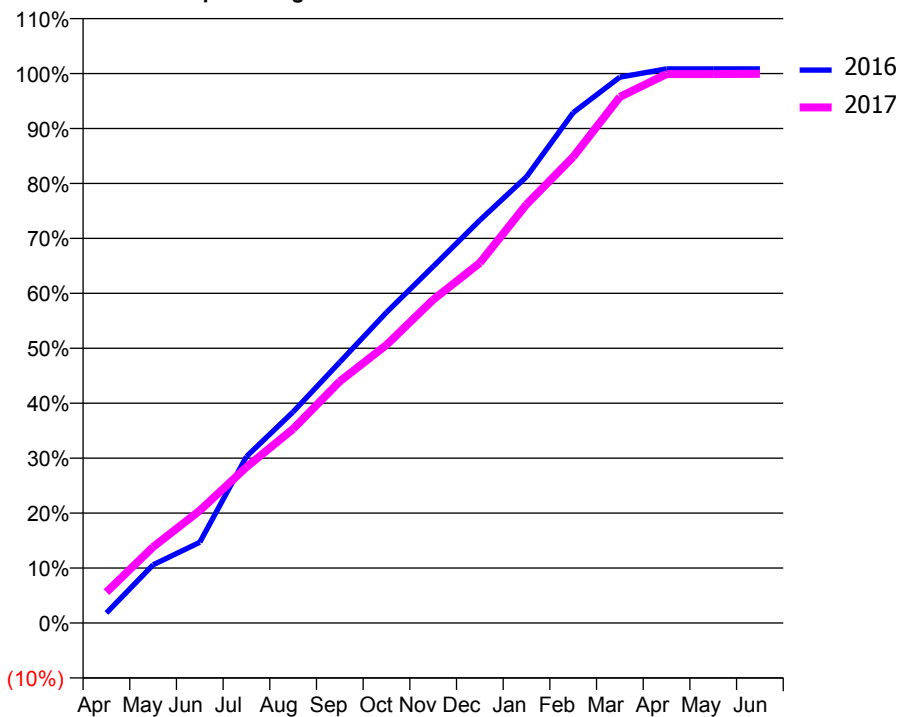
### ACCESS\*

Patients seen in 24 months	Total	Change since previous quarter
Quarter ending March 2016	6,737	
Quarter ending June 2016	6,813	→
Quarter ending September 2016	6,867	→
Quarter ending December 2016	6,973	→
Quarter ending March 2017	7,054	→
<b>Variance since March 2016</b>	<b>4.7%</b>	<b>↑</b>



### ACTIVITY

Cumulative percentage of contracted UDA delivered 2016 & 2017



Month	Adjusted Scheduled Activity (UDA)	
	2016	2017
April	316	1,033
May	1,836	2,545
June	2,550	3,761
July	5,256	5,215
August	6,667	6,492
September	8,237	8,083
October	9,806	9,304
November	11,257	10,813
December	12,715	12,046
January	14,089	14,002
February	16,113	15,592
March	17,234	17,598
April	17,492	18,361
May	17,493	18,361
June	17,492	18,369

### QUALITY

	Quantity	Base Number	Contract	AT	Region	England
% of FP17s for the same patient ID Re-attending within 3 months - Children	72	2,111	3.4%	10.9%	12.0%	12.3%
% of FP17s for the same patient ID Re-attending within 3 months - Adults	848	8,345	10.2%	15.2%	16.0%	16.7%
% of FP17s for the same patient ID Re-attending between 3 & 9 months - Children	1,293	2,111	61.3%	61.3%	58.8%	57.6%
% of FP17s for the same patient ID Re-attending between 3 & 9 months - Adults	4,359	8,345	52.2%	54.8%	51.2%	50.1%
% of FP17s for Band 1 Urgent Courses	898	10,754	8.4%	7.0%	8.0%	9.1%
% of FP17s Relating to Free Repair or Replacements	93	10,754	0.9%	0.8%	0.8%	0.8%
% of FP17s Relating to Continuations	56	10,754	0.5%	1.6%	1.2%	1.2%
% of Patients satisfied with the dentistry they have received	13	14	92.9%	92.3%	92.7%	92.8%
% of Patients satisfied with the time they had to wait for an appointment	13	14	92.9%	88.0%	89.1%	88.7%

\* This is based on patients treated on this contract for their most recent course of treatment. Figures in italics indicate the base number of FP17s or Patient Questionnaire responses are less than 100. N/A is shown where the base number of responses is less than 10 during the period. % is calculated as Quantity/Base number\*100

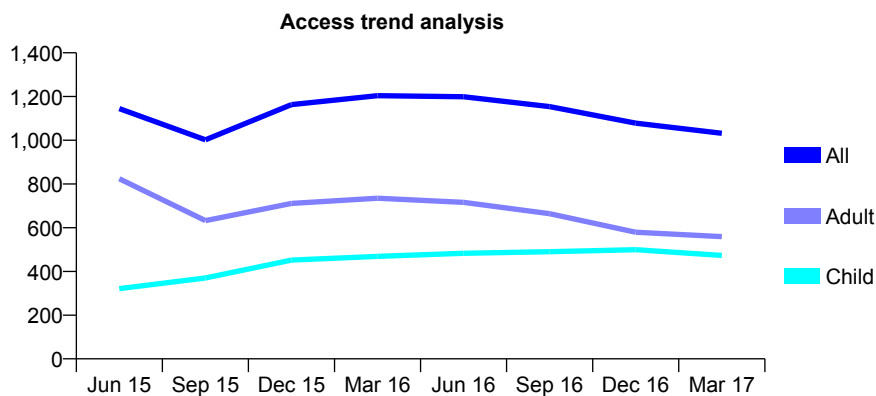
## Q55 - Vital Signs At a Glance Contract Report for 810584/0002 - Year end March 2017

Name or company name	MR PR THORPE
Contract type name	GDS Contract
Purpose of contract	General
Contract start date	01/07/2008
Contract end date	

16/17 Contracted general activity (UDA)	3,000
Carry forward general activity (UDA)	-39
16/17 Contracted orthodontic activity (UOA)	0
Carry forward orthodontic activity (UOA)	0
Baseline contract value	£112,847.97

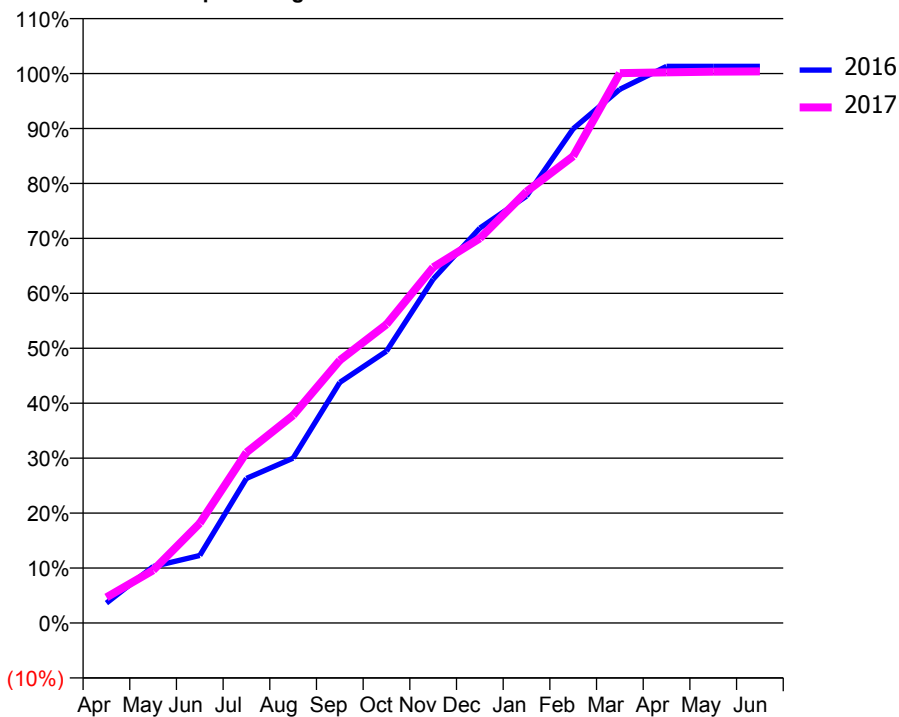
### ACCESS\*

Patients seen in 24 months	Total	Change since previous quarter
Quarter ending March 2016	1,204	
Quarter ending June 2016	1,199	→
Quarter ending September 2016	1,154	↓
Quarter ending December 2016	1,078	↓
Quarter ending March 2017	1,032	↓
<b>Variance since March 2016</b>	<b>(14.3%)</b>	<b>↓</b>



### ACTIVITY

Cumulative percentage of contracted UDA delivered 2016 & 2017



Month	Adjusted Scheduled Activity (UDA)	
	2016	2017
April	109	140
May	308	288
June	368	545
July	790	931
August	900	1,134
September	1,314	1,434
October	1,484	1,630
November	1,877	1,942
December	2,156	2,100
January	2,330	2,356
February	2,698	2,549
March	2,914	3,002
April	3,039	3,006
May	3,039	3,010
June	3,039	3,011

### QUALITY

	Quantity	Base Number	Contract	AT	Region	England
% of FP17s for the same patient ID Re-attending within 3 months - Children	16	764	2.1%	10.9%	12.0%	12.3%
% of FP17s for the same patient ID Re-attending within 3 months - Adults	28	835	3.4%	15.2%	16.0%	16.7%
% of FP17s for the same patient ID Re-attending between 3 & 9 months - Children	403	764	52.7%	61.3%	58.8%	57.6%
% of FP17s for the same patient ID Re-attending between 3 & 9 months - Adults	187	835	22.4%	54.8%	51.2%	50.1%
% of FP17s for Band 1 Urgent Courses	121	1,524	7.9%	7.0%	8.0%	9.1%
% of FP17s Relating to Free Repair or Replacements	6	1,524	0.4%	0.8%	0.8%	0.8%
% of FP17s Relating to Continuations	0	1,524	0.0%	1.6%	1.2%	1.2%
% of Patients satisfied with the dentistry they have received	1	1	N/A	92.3%	92.7%	92.8%
% of Patients satisfied with the time they had to wait for an appointment	1	1	N/A	88.0%	89.1%	88.7%

\* This is based on patients treated on this contract for their most recent course of treatment. Figures in italics indicate the base number of FP17s or Patient Questionnaire responses are less than 100. N/A is shown where the base number of responses is less than 10 during the period. % is calculated as Quantity/Base number\*100

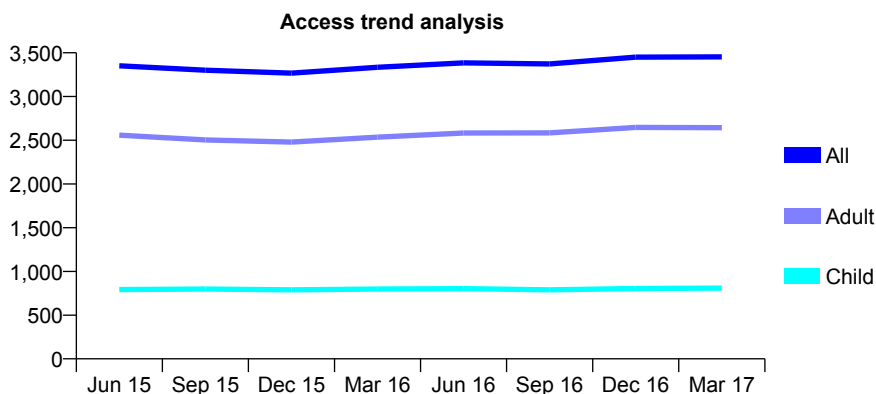
## Q55 - Vital Signs At a Glance Contract Report for 813532/0001 - Year end March 2017

Name or company name	MR AE NORTH
Contract type name	GDS Contract
Purpose of contract	General
Contract start date	01/04/2006
Contract end date	

16/17 Contracted general activity (UDA)	10,083
Carry forward general activity (UDA)	90
16/17 Contracted orthodontic activity (UOA)	0
Carry forward orthodontic activity (UOA)	0
Baseline contract value	£315,733.85

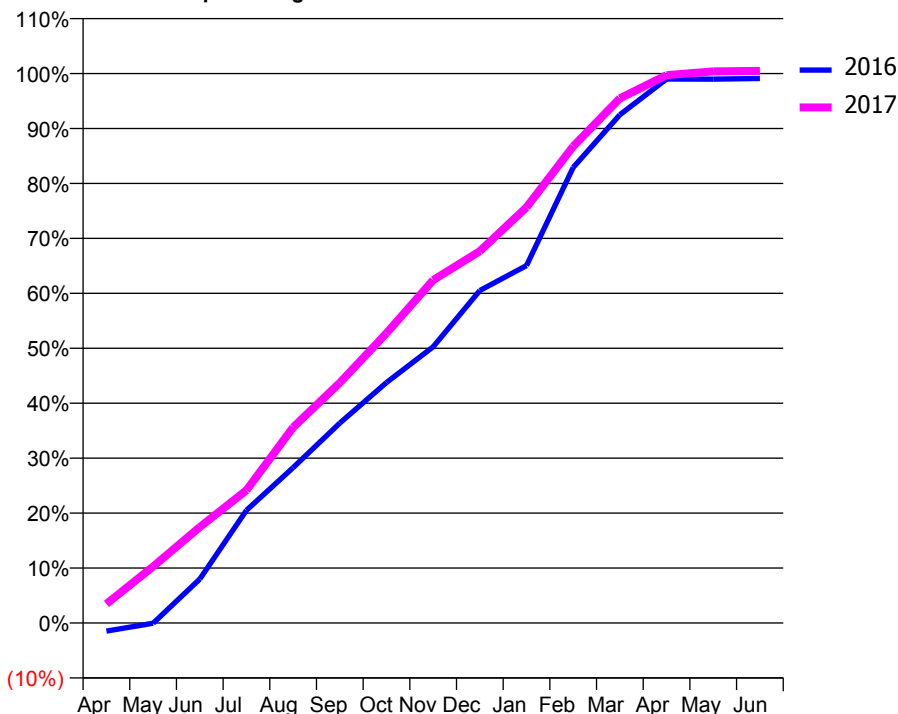
### ACCESS\*

Patients seen in 24 months	Total	Change since previous quarter
Quarter ending March 2016	3,334	
Quarter ending June 2016	3,385	→
Quarter ending September 2016	3,373	→
Quarter ending December 2016	3,451	↑
Quarter ending March 2017	3,453	→
<b>Variance since March 2016</b>	<b>3.6%</b>	<b>↑</b>



### ACTIVITY

Cumulative percentage of contracted UDA delivered 2016 & 2017



Month	Adjusted Scheduled Activity (UDA)	
	2016	2017
April	-150	350
May	-7	1,037
June	806	1,762
July	2,069	2,435
August	2,853	3,592
September	3,670	4,407
October	4,412	5,317
November	5,070	6,293
December	6,100	6,822
January	6,558	7,628
February	8,359	8,747
March	9,327	9,628
April	9,982	10,052
May	9,981	10,122
June	9,993	10,131

### QUALITY

	Quantity	Base Number	Contract	AT	Region	England
% of FP17s for the same patient ID Re-attending within 3 months - Children	108	1,270	8.5%	10.9%	12.0%	12.3%
% of FP17s for the same patient ID Re-attending within 3 months - Adults	548	4,005	13.7%	15.2%	16.0%	16.7%
% of FP17s for the same patient ID Re-attending between 3 & 9 months - Children	780	1,270	61.4%	61.3%	58.8%	57.6%
% of FP17s for the same patient ID Re-attending between 3 & 9 months - Adults	2,471	4,005	61.7%	54.8%	51.2%	50.1%
% of FP17s for Band 1 Urgent Courses	277	5,258	5.3%	7.0%	8.0%	9.1%
% of FP17s Relating to Free Repair or Replacements	60	5,258	1.1%	0.8%	0.8%	0.8%
% of FP17s Relating to Continuations	151	5,258	2.9%	1.6%	1.2%	1.2%
% of Patients satisfied with the dentistry they have received	10	10	100.0%	92.3%	92.7%	92.8%
% of Patients satisfied with the time they had to wait for an appointment	10	10	100.0%	88.0%	89.1%	88.7%

\* This is based on patients treated on this contract for their most recent course of treatment. Figures in italics indicate the base number of FP17s or Patient Questionnaire responses are less than 100. N/A is shown where the base number of responses is less than 10 during the period. % is calculated as Quantity/Base number\*100



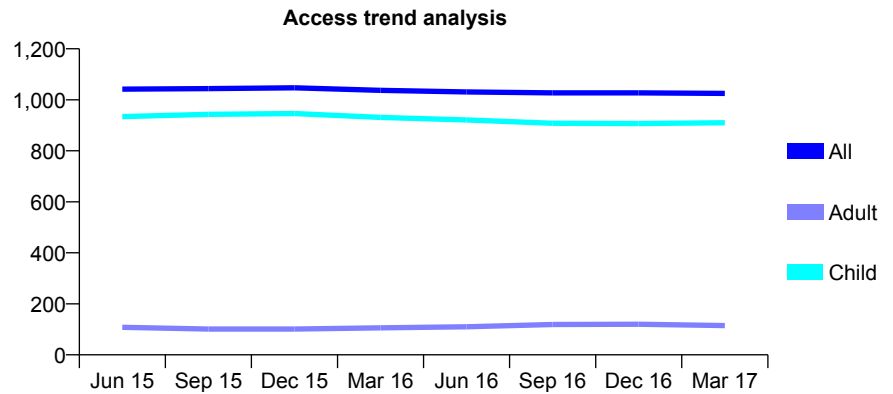
## Q55 - Vital Signs At a Glance Contract Report for 813842/0002 - Year end March 2017

Name or company name	MR DA DUNNING
Contract type name	GDS Contract
Purpose of contract	General and Orthodontic
Contract start date	01/04/2006
Contract end date	

16/17 Contracted general activity (UDA)	2,012
Carry forward general activity (UDA)	-40
16/17 Contracted orthodontic activity (UOA)	423
Carry forward orthodontic activity (UOA)	9
Baseline contract value	£71,224.79

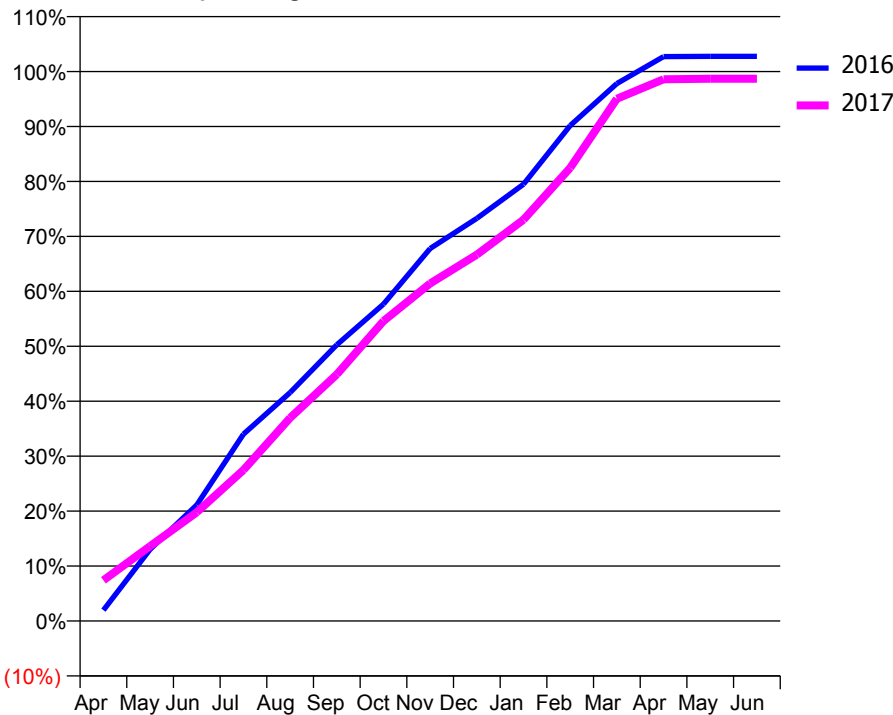
### ACCESS\*

Patients seen in 24 months	Total	Change since previous quarter
Quarter ending March 2016	1,037	
Quarter ending June 2016	1,031	→
Quarter ending September 2016	1,027	→
Quarter ending December 2016	1,027	→
Quarter ending March 2017	1,025	→
<b>Variance since March 2016</b>	<b>(1.2%)</b>	<b>↓</b>



### ACTIVITY

Cumulative percentage of contracted UDA delivered 2016 & 2017



Month	Adjusted Scheduled Activity (UDA)	
	2016	2017
April	40	149
May	262	274
June	425	398
July	684	553
August	837	744
September	1,012	903
October	1,160	1,098
November	1,364	1,236
December	1,474	1,342
January	1,599	1,469
February	1,814	1,659
March	1,968	1,912
April	2,066	1,984
May	2,067	1,986
June	2,067	1,986

### QUALITY

	Quantity	Base Number	Contract	AT	Region	England
% of FP17s for the same patient ID Re-attending within 3 months - Children	110	1,532	7.2%	10.9%	12.0%	12.3%
% of FP17s for the same patient ID Re-attending within 3 months - Adults	2	49	4.1%	15.2%	16.0%	16.7%
% of FP17s for the same patient ID Re-attending between 3 & 9 months - Children	1,080	1,532	70.5%	61.3%	58.8%	57.6%
% of FP17s for the same patient ID Re-attending between 3 & 9 months - Adults	30	49	61.2%	54.8%	51.2%	50.1%
% of FP17s for Band 1 Urgent Courses	38	1,492	2.5%	7.0%	8.0%	9.1%
% of FP17s Relating to Free Repair or Replacements	0	1,492	0.0%	0.8%	0.8%	0.8%
% of FP17s Relating to Continuations	0	1,492	0.0%	1.6%	1.2%	1.2%
% of Patients satisfied with the dentistry they have received	0	1	N/A	92.3%	92.7%	92.8%
% of Patients satisfied with the time they had to wait for an appointment	0	1	N/A	88.0%	89.1%	88.7%

\* This is based on patients treated on this contract for their most recent course of treatment. Figures in italics indicate the base number of FP17s or Patient Questionnaire responses are less than 100. N/A is shown where the base number of responses is less than 10 during the period. % is calculated as Quantity/Base number\*100

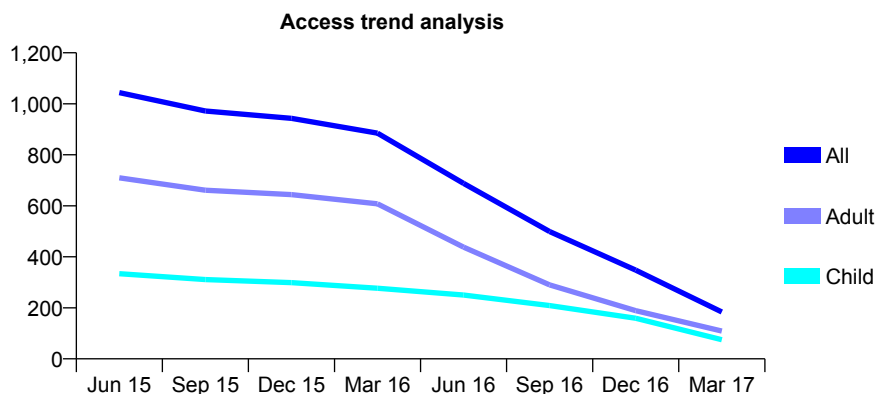
## Q55 - Vital Signs At a Glance Contract Report for 819417/0001 - Year end March 2017

Name or company name	MRS HM BAKER
Contract type name	GDS Contract
Purpose of contract	General
Contract start date	01/04/2006
Contract end date	

16/17 Contracted general activity (UDA)	617
Carry forward general activity (UDA)	0
16/17 Contracted orthodontic activity (UOA)	0
Carry forward orthodontic activity (UOA)	0
Baseline contract value	£13,793.37

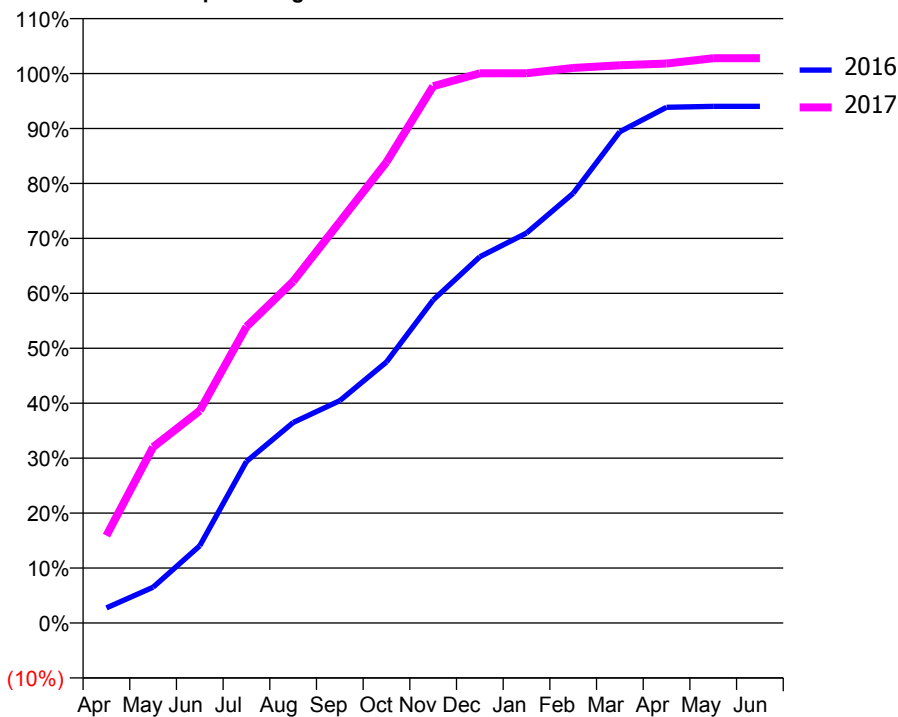
### ACCESS\*

Patients seen in 24 months	Total	Change since previous quarter
Quarter ending March 2016	885	
Quarter ending June 2016	688	↓
Quarter ending September 2016	499	↓
Quarter ending December 2016	348	↓
Quarter ending March 2017	184	↓
<b>Variance since March 2016</b>	<b>(79.2%)</b>	<b>↓</b>



### ACTIVITY

Cumulative percentage of contracted UDA delivered 2016 & 2017



Adjusted Scheduled Activity (UDA)

Month	2016	2017
April	73	98
May	173	198
June	374	238
July	781	333
August	969	384
September	1,075	450
October	1,262	518
November	1,561	603
December	1,770	617
January	1,885	617
February	2,077	623
March	2,375	626
April	2,493	628
May	2,497	634
June	2,497	634

### QUALITY

	Quantity	Base Number	Contract	AT	Region	England
% of FP17s for the same patient ID Re-attending within 3 months - Children	12	223	5.4%	10.9%	12.0%	12.3%
% of FP17s for the same patient ID Re-attending within 3 months - Adults	17	258	6.6%	15.2%	16.0%	16.7%
% of FP17s for the same patient ID Re-attending between 3 & 9 months - Children	163	223	73.1%	61.3%	58.8%	57.6%
% of FP17s for the same patient ID Re-attending between 3 & 9 months - Adults	150	258	58.1%	54.8%	51.2%	50.1%
% of FP17s for Band 1 Urgent Courses	61	408	15.0%	7.0%	8.0%	9.1%
% of FP17s Relating to Free Repair or Replacements	2	408	0.5%	0.8%	0.8%	0.8%
% of FP17s Relating to Continuations	6	408	1.5%	1.6%	1.2%	1.2%
% of Patients satisfied with the dentistry they have received	0	0	N/A	92.3%	92.7%	92.8%
% of Patients satisfied with the time they had to wait for an appointment	0	0	N/A	88.0%	89.1%	88.7%

\* This is based on patients treated on this contract for their most recent course of treatment. Figures in italics indicate the base number of FP17s or Patient Questionnaire responses are less than 100. N/A is shown where the base number of responses is less than 10 during the period. % is calculated as Quantity/Base number\*100

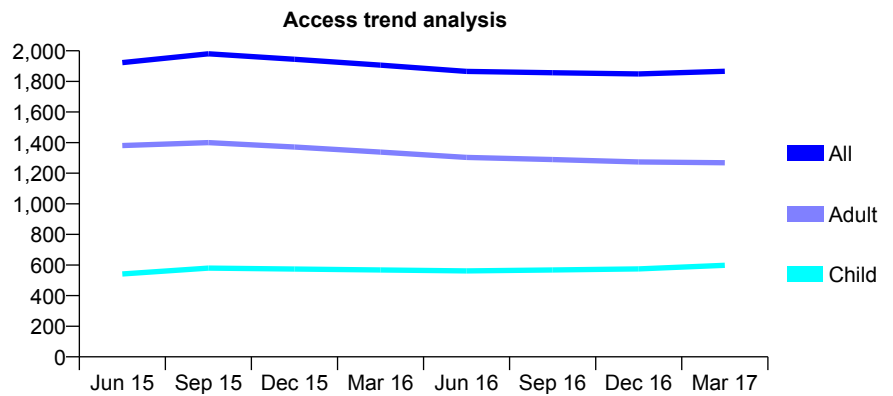
## Q55 - Vital Signs At a Glance Contract Report for 819700/0001 - Year end March 2017

Name or company name	MR JS SAGOO
Contract type name	GDS Contract
Purpose of contract	General
Contract start date	01/04/2006
Contract end date	

16/17 Contracted general activity (UDA)	5,119
Carry forward general activity (UDA)	-188
16/17 Contracted orthodontic activity (UOA)	0
Carry forward orthodontic activity (UOA)	0
Baseline contract value	£147,276.60

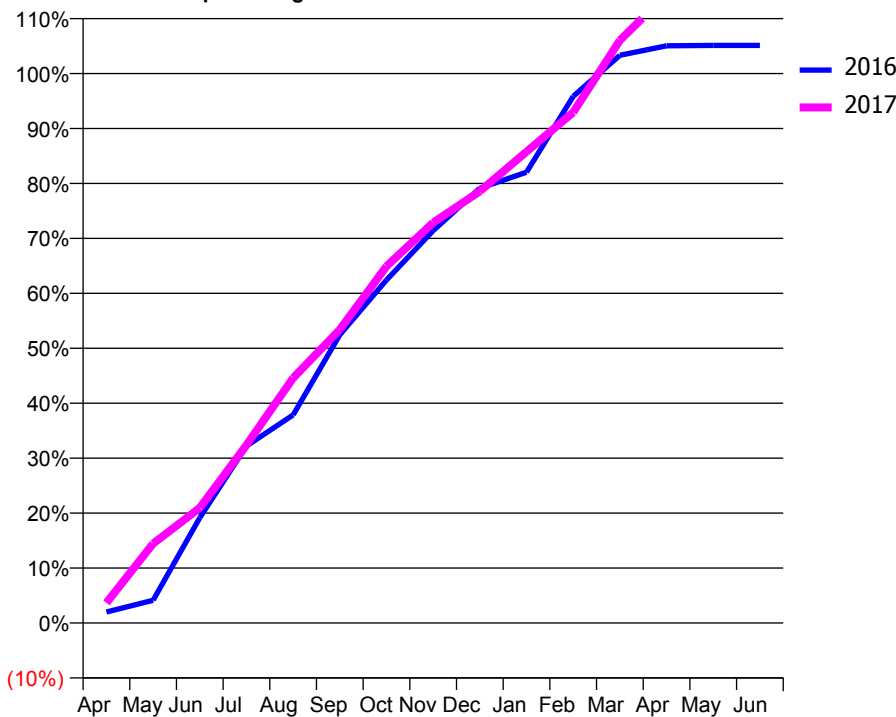
### ACCESS\*

Patients seen in 24 months	Total	Change since previous quarter
Quarter ending March 2016	1,906	
Quarter ending June 2016	1,865	↓
Quarter ending September 2016	1,857	→
Quarter ending December 2016	1,849	→
Quarter ending March 2017	1,866	→
<b>Variance since March 2016</b>	<b>(2.1%)</b>	<b>↓</b>



### ACTIVITY

Cumulative percentage of contracted UDA delivered 2016 & 2017



Month	Adjusted Scheduled Activity (UDA)	
	2016	2017
April	102	188
May	212	740
June	980	1,073
July	1,650	1,657
August	1,938	2,282
September	2,685	2,734
October	3,196	3,323
November	3,655	3,730
December	4,051	4,022
January	4,199	4,390
February	4,907	4,758
March	5,289	5,428
April	5,377	5,854
May	5,380	5,842
June	5,380	5,842

### QUALITY

	Quantity	Base Number	Contract	AT	Region	England
% of FP17s for the same patient ID Re-attending within 3 months - Children	42	671	6.3%	10.9%	12.0%	12.3%
% of FP17s for the same patient ID Re-attending within 3 months - Adults	270	1,453	18.6%	15.2%	16.0%	16.7%
% of FP17s for the same patient ID Re-attending between 3 & 9 months - Children	237	671	35.3%	61.3%	58.8%	57.6%
% of FP17s for the same patient ID Re-attending between 3 & 9 months - Adults	545	1,453	37.5%	54.8%	51.2%	50.1%
% of FP17s for Band 1 Urgent Courses	160	2,224	7.2%	7.0%	8.0%	9.1%
% of FP17s Relating to Free Repair or Replacements	32	2,224	1.4%	0.8%	0.8%	0.8%
% of FP17s Relating to Continuations	61	2,224	2.7%	1.6%	1.2%	1.2%
% of Patients satisfied with the dentistry they have received	0	0	N/A	92.3%	92.7%	92.8%
% of Patients satisfied with the time they had to wait for an appointment	0	0	N/A	88.0%	89.1%	88.7%

\* This is based on patients treated on this contract for their most recent course of treatment. Figures in italics indicate the base number of FP17s or Patient Questionnaire responses are less than 100. N/A is shown where the base number of responses is less than 10 during the period. % is calculated as Quantity/Base number\*100

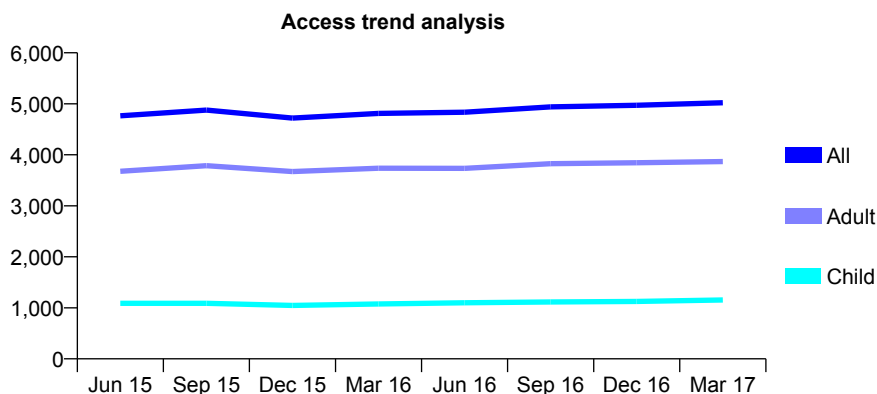
## Q55 - Vital Signs At a Glance Contract Report for 819700/0002 - Year end March 2017

Name or company name	MR JS SAGOO
Contract type name	GDS Contract
Purpose of contract	General
Contract start date	01/04/2006
Contract end date	

16/17 Contracted general activity (UDA)	13,394
Carry forward general activity (UDA)	0
16/17 Contracted orthodontic activity (UOA)	0
Carry forward orthodontic activity (UOA)	0
Baseline contract value	£328,412.75

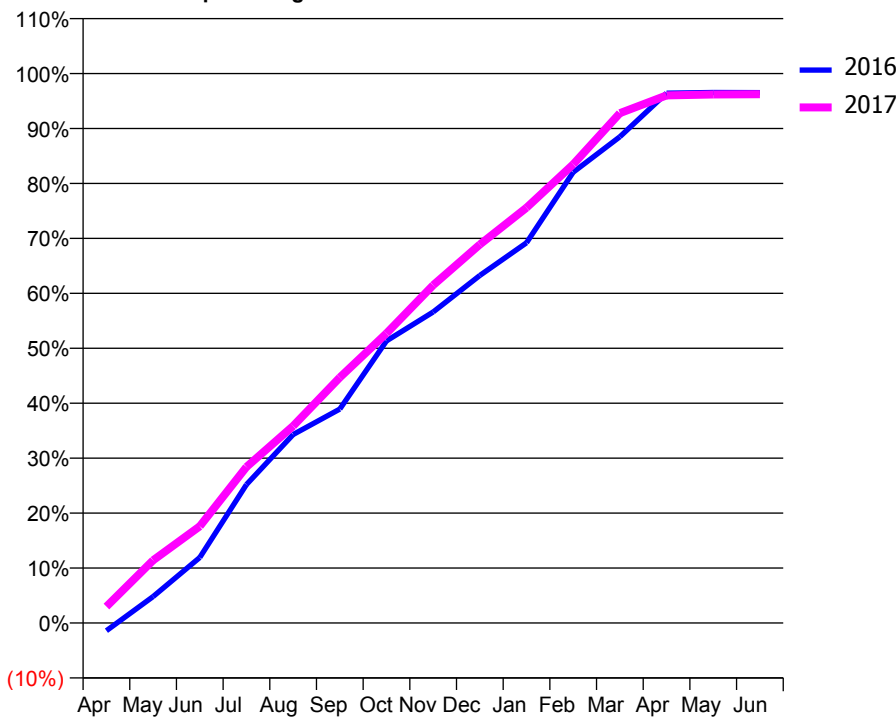
### ACCESS\*

Patients seen in 24 months	Total	Change since previous quarter
Quarter ending March 2016	4,813	
Quarter ending June 2016	4,834	→
Quarter ending September 2016	4,940	↑
Quarter ending December 2016	4,970	→
Quarter ending March 2017	5,022	→
<b>Variance since March 2016</b>	<b>4.3%</b>	<b>↑</b>



### ACTIVITY

Cumulative percentage of contracted UDA delivered 2016 & 2017



Adjusted Scheduled Activity (UDA)

Month	2016	2017
April	-190	401
May	645	1,529
June	1,599	2,359
July	3,374	3,803
August	4,595	4,804
September	5,214	5,986
October	6,877	7,060
November	7,580	8,234
December	8,470	9,227
January	9,268	10,123
February	10,987	11,179
March	11,852	12,427
April	12,914	12,860
May	12,930	12,881
June	12,927	12,890

### QUALITY

	Quantity	Base Number	Contract	AT	Region	England
% of FP17s for the same patient ID Re-attending within 3 months - Children	101	1,511	6.7%	10.9%	12.0%	12.3%
% of FP17s for the same patient ID Re-attending within 3 months - Adults	637	5,072	12.6%	15.2%	16.0%	16.7%
% of FP17s for the same patient ID Re-attending between 3 & 9 months - Children	618	1,511	40.9%	61.3%	58.8%	57.6%
% of FP17s for the same patient ID Re-attending between 3 & 9 months - Adults	2,454	5,072	48.4%	54.8%	51.2%	50.1%
% of FP17s for Band 1 Urgent Courses	380	6,279	6.1%	7.0%	8.0%	9.1%
% of FP17s Relating to Free Repair or Replacements	24	6,279	0.4%	0.8%	0.8%	0.8%
% of FP17s Relating to Continuations	106	6,279	1.7%	1.6%	1.2%	1.2%
% of Patients satisfied with the dentistry they have received	7	7	N/A	92.3%	92.7%	92.8%
% of Patients satisfied with the time they had to wait for an appointment	7	7	N/A	88.0%	89.1%	88.7%

\* This is based on patients treated on this contract for their most recent course of treatment. Figures in italics indicate the base number of FP17s or Patient Questionnaire responses are less than 100. N/A is shown where the base number of responses is less than 10 during the period. % is calculated as Quantity/Base number\*100

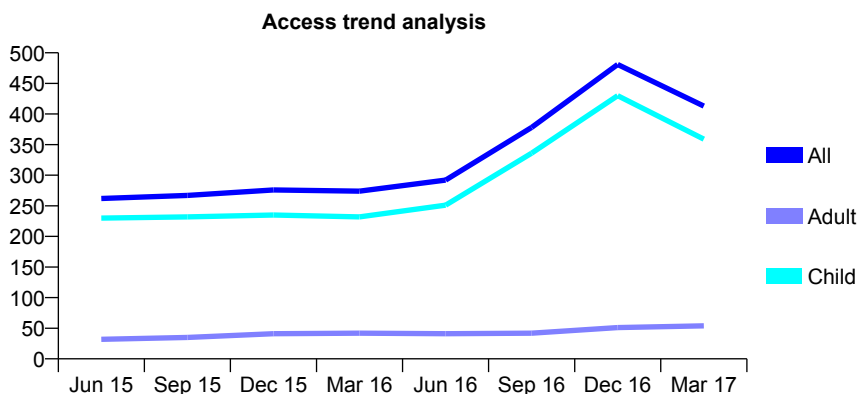
## Q55 - Vital Signs At a Glance Contract Report for 820113/0001 - Year end March 2017

Name or company name	MISS EC TUCKLEY
Contract type name	GDS Contract
Purpose of contract	General
Contract start date	01/04/2006
Contract end date	31/01/2017

16/17 Contracted general activity (UDA)	687
Carry forward general activity (UDA)	0
16/17 Contracted orthodontic activity (UOA)	0
Carry forward orthodontic activity (UOA)	0
Baseline contract value	£18,441.87

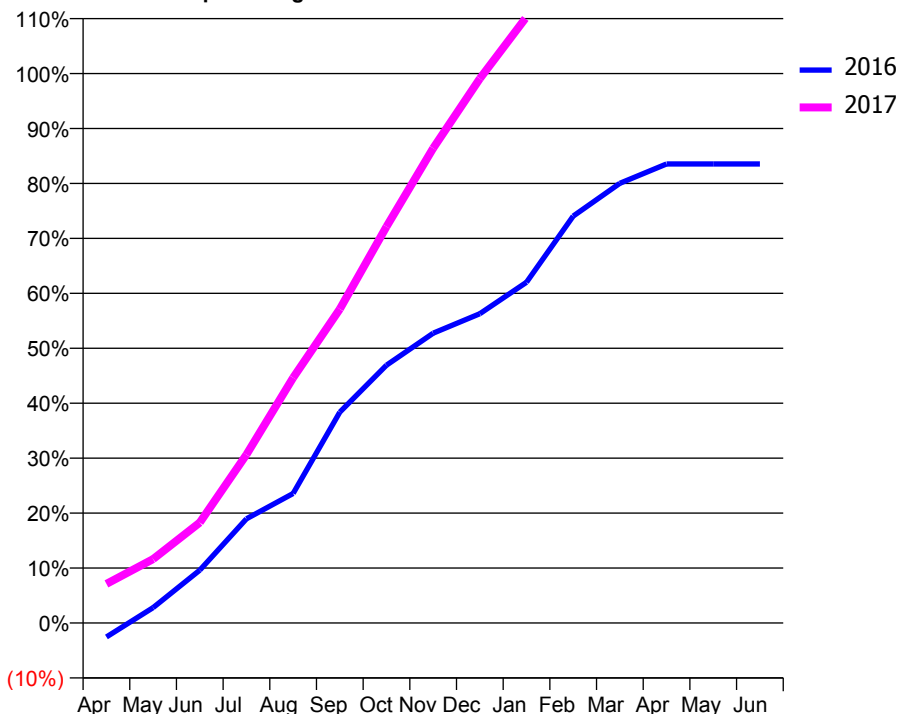
### ACCESS\*

Patients seen in 24 months	Total	Change since previous quarter
Quarter ending March 2016	274	
Quarter ending June 2016	292	↑
Quarter ending September 2016	378	↑
Quarter ending December 2016	481	↑
Quarter ending March 2017	413	↓
<b>Variance since March 2016</b>	<b>50.7%</b>	<b>↑</b>



### ACTIVITY

Cumulative percentage of contracted UDA delivered 2016 & 2017



Month	Adjusted Scheduled Activity (UDA)	
	2016	2017
April	-21	49
May	23	80
June	79	126
July	156	211
August	194	307
September	316	393
October	387	496
November	435	594
December	464	681
January	511	758
February	610	794
March	659	794
April	688	794
May	688	794
June	688	794

### QUALITY

	Quantity	Base Number	Contract	AT	Region	England
% of FP17s for the same patient ID Re-attending within 3 months - Children	44	633	7.0%	10.9%	12.0%	12.3%
% of FP17s for the same patient ID Re-attending within 3 months - Adults	0	0	N/A	15.2%	16.0%	16.7%
% of FP17s for the same patient ID Re-attending between 3 & 9 months - Children	258	633	40.8%	61.3%	58.8%	57.6%
% of FP17s for the same patient ID Re-attending between 3 & 9 months - Adults	0	0	N/A	54.8%	51.2%	50.1%
% of FP17s for Band 1 Urgent Courses	3	612	0.5%	7.0%	8.0%	9.1%
% of FP17s Relating to Free Repair or Replacements	0	612	0.0%	0.8%	0.8%	0.8%
% of FP17s Relating to Continuations	12	612	2.0%	1.6%	1.2%	1.2%
% of Patients satisfied with the dentistry they have received	0	0	N/A	92.3%	92.7%	92.8%
% of Patients satisfied with the time they had to wait for an appointment	0	0	N/A	88.0%	89.1%	88.7%

\* This is based on patients treated on this contract for their most recent course of treatment. Figures in italics indicate the base number of FP17s or Patient Questionnaire responses are less than 100. N/A is shown where the base number of responses is less than 10 during the period. % is calculated as Quantity/Base number\*100

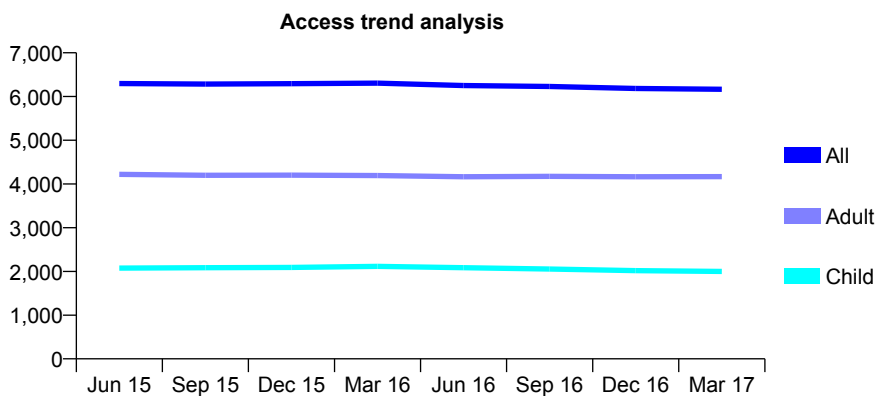
## Q55 - Vital Signs At a Glance Contract Report for 825050/0001 - Year end March 2017

Name or company name	MR LS MASTERSON
Contract type name	GDS Contract
Purpose of contract	General
Contract start date	01/04/2006
Contract end date	

16/17 Contracted general activity (UDA)	18,209
Carry forward general activity (UDA)	0
16/17 Contracted orthodontic activity (UOA)	0
Carry forward orthodontic activity (UOA)	0
Baseline contract value	£430,945.39

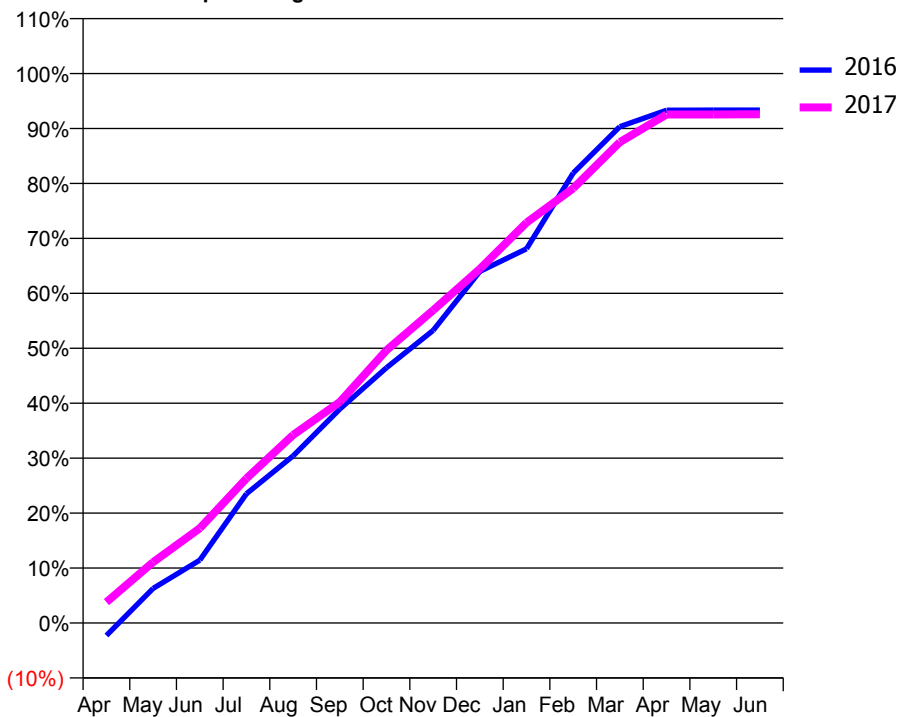
### ACCESS\*

Patients seen in 24 months	Total	Change since previous quarter
Quarter ending March 2016	6,306	
Quarter ending June 2016	6,251	→
Quarter ending September 2016	6,230	→
Quarter ending December 2016	6,184	→
Quarter ending March 2017	6,165	→
<b>Variance since March 2016</b>	<b>(2.2%)</b>	<b>↓</b>



### ACTIVITY

Cumulative percentage of contracted UDA delivered 2016 & 2017



Month	Adjusted Scheduled Activity (UDA)	
	2016	2017
April	-419	692
May	1,148	2,019
June	2,084	3,138
July	4,283	4,791
August	5,540	6,233
September	7,090	7,322
October	8,459	9,039
November	9,696	10,366
December	11,651	11,733
January	12,403	13,267
February	14,912	14,404
March	16,450	15,935
April	16,994	16,849
May	16,998	16,849
June	16,999	16,860

### QUALITY

	Quantity	Base Number	Contract	AT	Region	England
% of FP17s for the same patient ID Re-attending within 3 months - Children	389	3,445	11.3%	10.9%	12.0%	12.3%
% of FP17s for the same patient ID Re-attending within 3 months - Adults	1,405	7,450	18.9%	15.2%	16.0%	16.7%
% of FP17s for the same patient ID Re-attending between 3 & 9 months - Children	2,365	3,445	68.7%	61.3%	58.8%	57.6%
% of FP17s for the same patient ID Re-attending between 3 & 9 months - Adults	5,044	7,450	67.7%	54.8%	51.2%	50.1%
% of FP17s for Band 1 Urgent Courses	1,186	11,139	10.6%	7.0%	8.0%	9.1%
% of FP17s Relating to Free Repair or Replacements	141	11,139	1.3%	0.8%	0.8%	0.8%
% of FP17s Relating to Continuations	155	11,139	1.4%	1.6%	1.2%	1.2%
% of Patients satisfied with the dentistry they have received	19	20	95.0%	92.3%	92.7%	92.8%
% of Patients satisfied with the time they had to wait for an appointment	19	20	95.0%	88.0%	89.1%	88.7%

\* This is based on patients treated on this contract for their most recent course of treatment. Figures in italics indicate the base number of FP17s or Patient Questionnaire responses are less than 100. N/A is shown where the base number of responses is less than 10 during the period. % is calculated as Quantity/Base number\*100

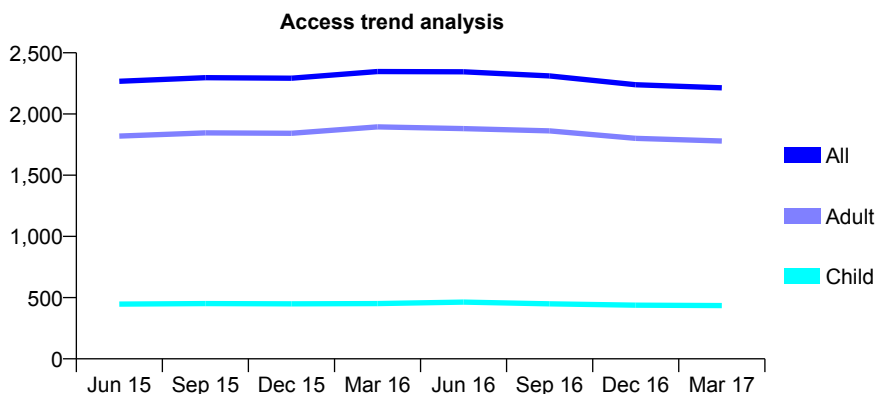
## Q55 - Vital Signs At a Glance Contract Report for 829048/0002 - Year end March 2017

Name or company name	MR BS CHATHA
Contract type name	GDS Contract
Purpose of contract	General
Contract start date	01/10/2007
Contract end date	

16/17 Contracted general activity (UDA)	9,028
Carry forward general activity (UDA)	183
16/17 Contracted orthodontic activity (UOA)	0
Carry forward orthodontic activity (UOA)	0
Baseline contract value	£250,064.18

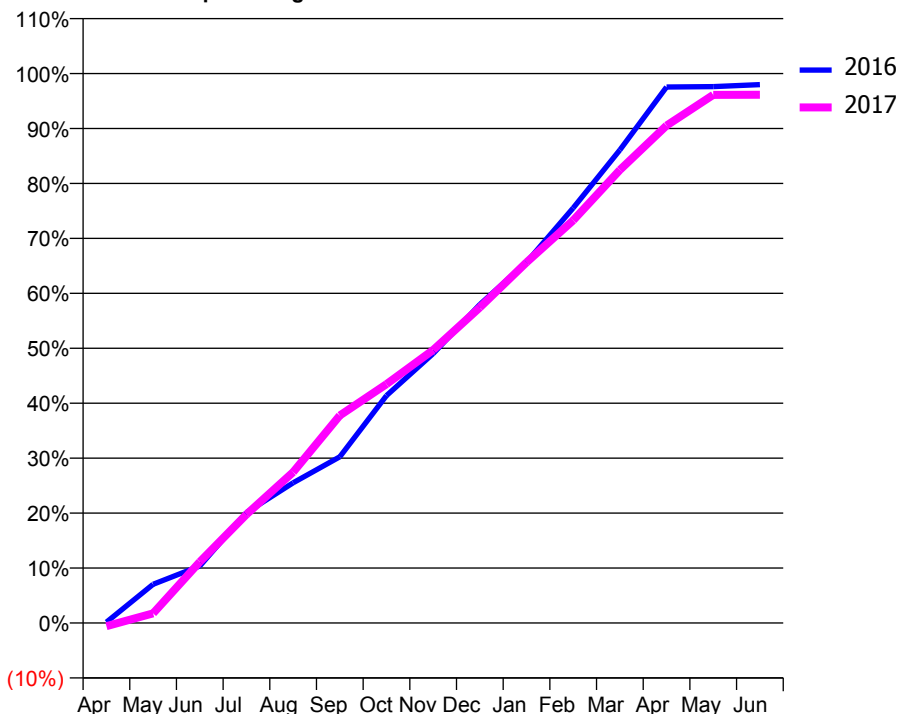
### ACCESS\*

Patients seen in 24 months	Total	Change since previous quarter
Quarter ending March 2016	2,347	
Quarter ending June 2016	2,345	→
Quarter ending September 2016	2,311	↓
Quarter ending December 2016	2,239	↓
Quarter ending March 2017	2,214	↓
<b>Variance since March 2016</b>	<b>(5.7%)</b>	<b>↓</b>



### ACTIVITY

Cumulative percentage of contracted UDA delivered 2016 & 2017



Month	Adjusted Scheduled Activity (UDA)	
	2016	2017
April	15	-54
May	637	159
June	936	1,004
July	1,814	1,784
August	2,303	2,479
September	2,731	3,411
October	3,736	3,926
November	4,427	4,486
December	5,232	5,184
January	5,928	5,925
February	6,819	6,616
March	7,772	7,444
April	8,807	8,174
May	8,812	8,677
June	8,845	8,680

### QUALITY

	Quantity	Base Number	Contract	AT	Region	England
% of FP17s for the same patient ID Re-attending within 3 months - Children	47	678	6.9%	10.9%	12.0%	12.3%
% of FP17s for the same patient ID Re-attending within 3 months - Adults	699	3,072	22.8%	15.2%	16.0%	16.7%
% of FP17s for the same patient ID Re-attending between 3 & 9 months - Children	438	678	64.6%	61.3%	58.8%	57.6%
% of FP17s for the same patient ID Re-attending between 3 & 9 months - Adults	1,706	3,072	55.5%	54.8%	51.2%	50.1%
% of FP17s for Band 1 Urgent Courses	104	3,806	2.7%	7.0%	8.0%	9.1%
% of FP17s Relating to Free Repair or Replacements	93	3,806	2.4%	0.8%	0.8%	0.8%
% of FP17s Relating to Continuations	301	3,806	7.9%	1.6%	1.2%	1.2%
% of Patients satisfied with the dentistry they have received	8	9	N/A	92.3%	92.7%	92.8%
% of Patients satisfied with the time they had to wait for an appointment	9	9	N/A	88.0%	89.1%	88.7%

\* This is based on patients treated on this contract for their most recent course of treatment. Figures in italics indicate the base number of FP17s or Patient Questionnaire responses are less than 100. N/A is shown where the base number of responses is less than 10 during the period. % is calculated as Quantity/Base number\*100



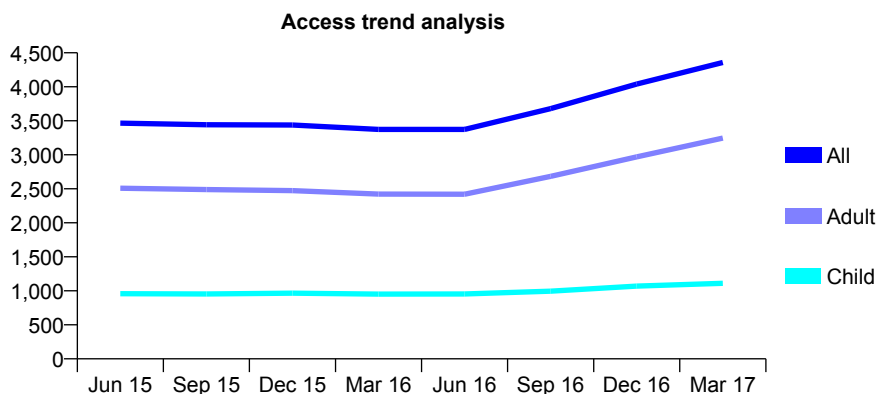
## Q55 - Vital Signs At a Glance Contract Report for 830798/0001 - Year end March 2017

Name or company name	MISS LC WESTON
Contract type name	GDS Contract
Purpose of contract	General
Contract start date	01/04/2006
Contract end date	31/03/2017

16/17 Contracted general activity (UDA)	17,496
Carry forward general activity (UDA)	-350
16/17 Contracted orthodontic activity (UOA)	0
Carry forward orthodontic activity (UOA)	0
Baseline contract value	£779,930.50

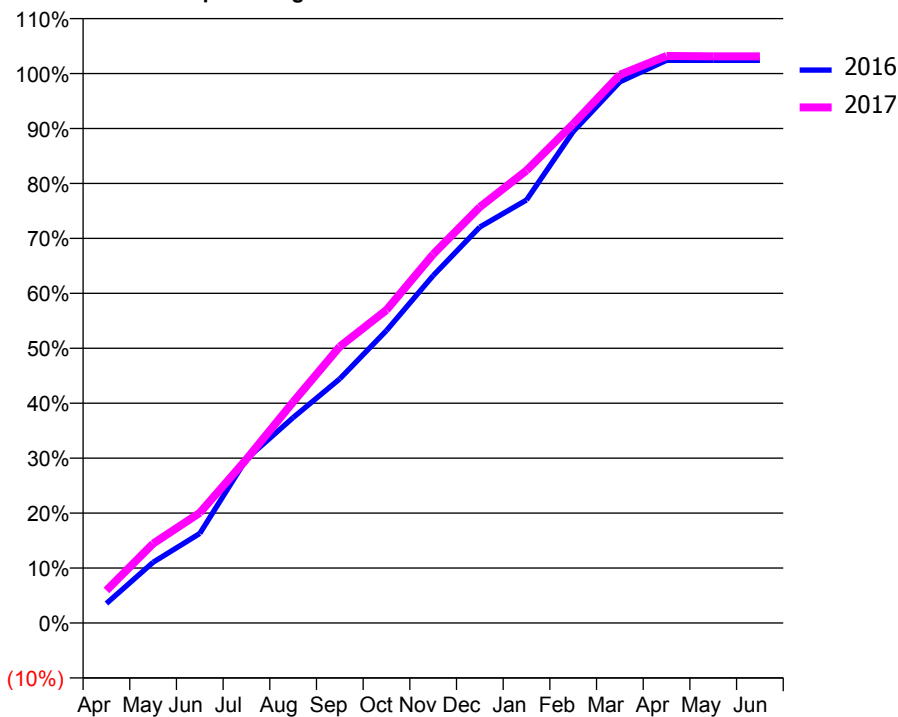
### ACCESS\*

Patients seen in 24 months	Total	Change since previous quarter
Quarter ending March 2016	3,373	
Quarter ending June 2016	3,373	→
Quarter ending September 2016	3,679	↑
Quarter ending December 2016	4,040	↑
Quarter ending March 2017	4,357	↑
<b>Variance since March 2016</b>	<b>29.2%</b>	<b>↑</b>



### ACTIVITY

Cumulative percentage of contracted UDA delivered 2016 & 2017



Adjusted Scheduled Activity (UDA)

Month	2016	2017
April	622	1,039
May	1,934	2,530
June	2,853	3,511
July	5,226	5,216
August	6,542	7,038
September	7,776	8,803
October	9,312	9,967
November	11,064	11,741
December	12,607	13,244
January	13,472	14,409
February	15,649	15,891
March	17,232	17,456
April	17,914	18,054
May	17,914	18,042
June	17,917	18,042

### QUALITY

	Quantity	Base Number	Contract	AT	Region	England
% of FP17s for the same patient ID Re-attending within 3 months - Children	119	2,412	4.9%	10.9%	12.0%	12.3%
% of FP17s for the same patient ID Re-attending within 3 months - Adults	726	5,637	12.9%	15.2%	16.0%	16.7%
% of FP17s for the same patient ID Re-attending between 3 & 9 months - Children	1,861	2,412	77.2%	61.3%	58.8%	57.6%
% of FP17s for the same patient ID Re-attending between 3 & 9 months - Adults	3,687	5,637	65.4%	54.8%	51.2%	50.1%
% of FP17s for Band 1 Urgent Courses	532	7,959	6.7%	7.0%	8.0%	9.1%
% of FP17s Relating to Free Repair or Replacements	50	7,959	0.6%	0.8%	0.8%	0.8%
% of FP17s Relating to Continuations	50	7,959	0.6%	1.6%	1.2%	1.2%
% of Patients satisfied with the dentistry they have received	9	9	N/A	92.3%	92.7%	92.8%
% of Patients satisfied with the time they had to wait for an appointment	9	9	N/A	88.0%	89.1%	88.7%

\* This is based on patients treated on this contract for their most recent course of treatment. Figures in italics indicate the base number of FP17s or Patient Questionnaire responses are less than 100. N/A is shown where the base number of responses is less than 10 during the period. % is calculated as Quantity/Base number\*100

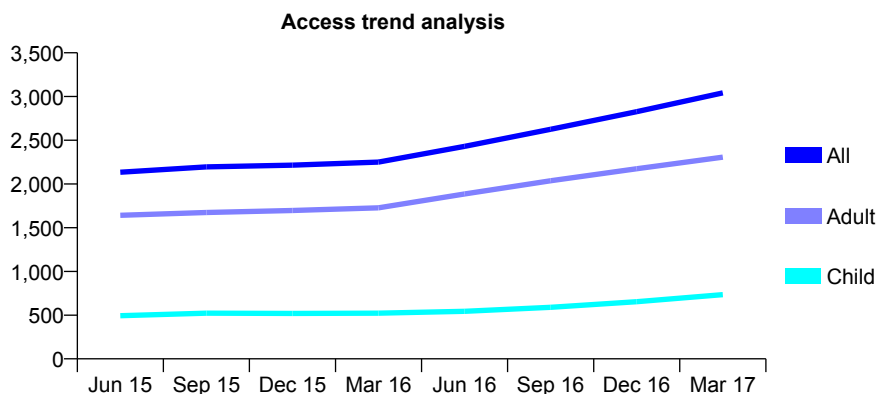
## Q55 - Vital Signs At a Glance Contract Report for 833517/0001 - Year end March 2017

Name or company name	MISS NS FRY
Contract type name	GDS Contract
Purpose of contract	General
Contract start date	01/04/2006
Contract end date	

16/17 Contracted general activity (UDA)	8,960
Carry forward general activity (UDA)	0
16/17 Contracted orthodontic activity (UOA)	0
Carry forward orthodontic activity (UOA)	0
Baseline contract value	£203,205.57

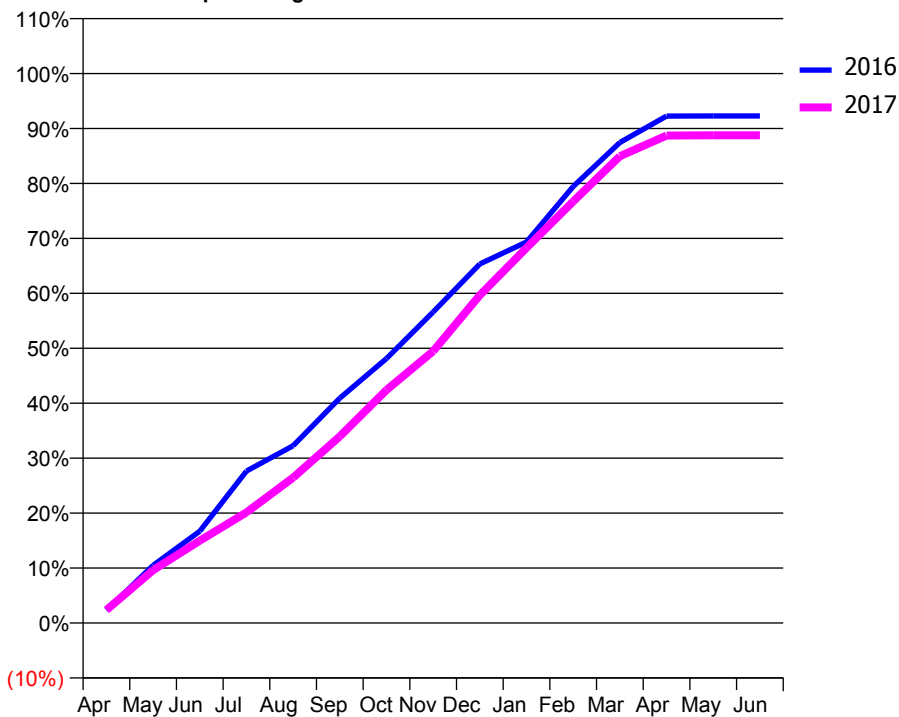
### ACCESS\*

Patients seen in 24 months	Total	Change since previous quarter
Quarter ending March 2016	2,250	
Quarter ending June 2016	2,430	↑
Quarter ending September 2016	2,626	↑
Quarter ending December 2016	2,827	↑
Quarter ending March 2017	3,041	↑
<b>Variance since March 2016</b>	<b>35.2%</b>	<b>↑</b>



### ACTIVITY

Cumulative percentage of contracted UDA delivered 2016 & 2017



Adjusted Scheduled Activity (UDA)

Month	2016	2017
April	160	211
May	726	863
June	1,157	1,342
July	1,914	1,804
August	2,232	2,371
September	2,833	3,043
October	3,332	3,799
November	3,917	4,432
December	4,522	5,345
January	4,800	6,118
February	5,498	6,874
March	6,052	7,612
April	6,385	7,948
May	6,386	7,953
June	6,386	7,953

### QUALITY

	Quantity	Base Number	Contract	AT	Region	England
% of FP17s for the same patient ID Re-attending within 3 months - Children	81	1,228	6.6%	10.9%	12.0%	12.3%
% of FP17s for the same patient ID Re-attending within 3 months - Adults	595	3,993	14.9%	15.2%	16.0%	16.7%
% of FP17s for the same patient ID Re-attending between 3 & 9 months - Children	735	1,228	59.9%	61.3%	58.8%	57.6%
% of FP17s for the same patient ID Re-attending between 3 & 9 months - Adults	2,153	3,993	53.9%	54.8%	51.2%	50.1%
% of FP17s for Band 1 Urgent Courses	554	5,209	10.6%	7.0%	8.0%	9.1%
% of FP17s Relating to Free Repair or Replacements	38	5,209	0.7%	0.8%	0.8%	0.8%
% of FP17s Relating to Continuations	49	5,209	0.9%	1.6%	1.2%	1.2%
% of Patients satisfied with the dentistry they have received	6	6	N/A	92.3%	92.7%	92.8%
% of Patients satisfied with the time they had to wait for an appointment	5	6	N/A	88.0%	89.1%	88.7%

\* This is based on patients treated on this contract for their most recent course of treatment. Figures in italics indicate the base number of FP17s or Patient Questionnaire responses are less than 100. N/A is shown where the base number of responses is less than 10 during the period. % is calculated as Quantity/Base number\*100

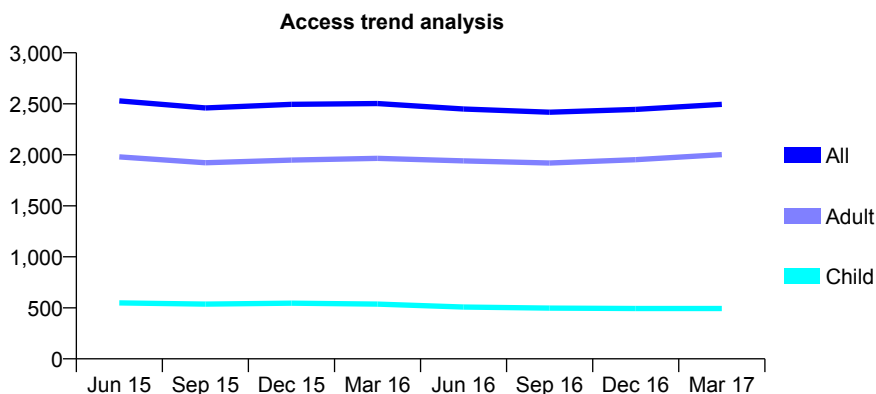
## Q55 - Vital Signs At a Glance Contract Report for 836117/0001 - Year end March 2017

Name or company name	MR RS RUPRA
Contract type name	GDS Contract
Purpose of contract	General
Contract start date	01/10/2007
Contract end date	

16/17 Contracted general activity (UDA)	9,028
Carry forward general activity (UDA)	0
16/17 Contracted orthodontic activity (UOA)	0
Carry forward orthodontic activity (UOA)	0
Baseline contract value	£250,064.18

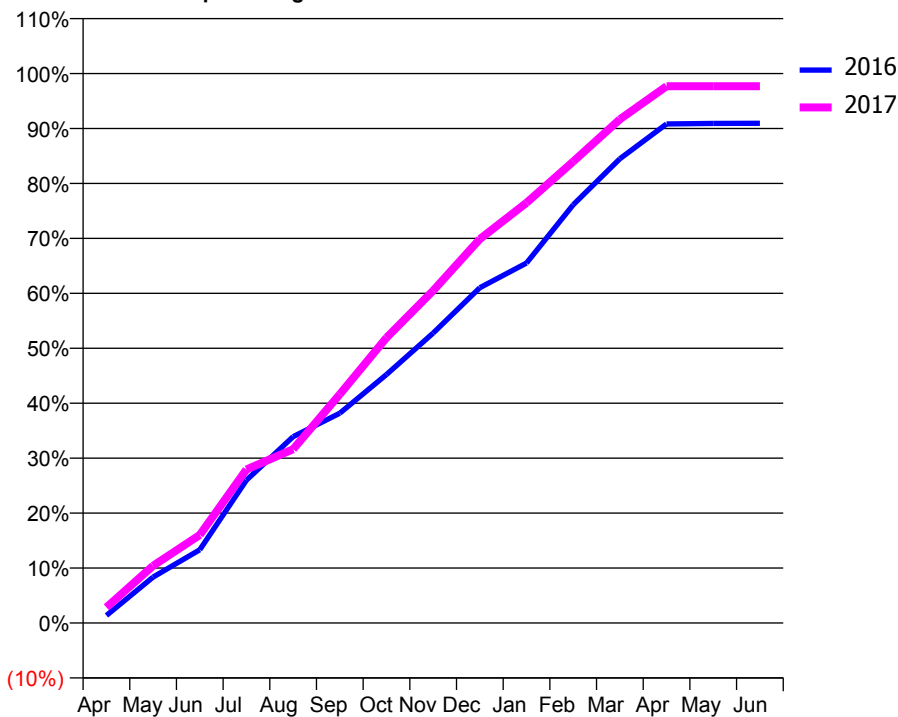
### ACCESS\*

Patients seen in 24 months	Total	Change since previous quarter
Quarter ending March 2016	2,502	
Quarter ending June 2016	2,449	↓
Quarter ending September 2016	2,418	↓
Quarter ending December 2016	2,445	→
Quarter ending March 2017	2,495	↑
<b>Variance since March 2016</b>	<b>(0.3%)</b>	→



### ACTIVITY

Cumulative percentage of contracted UDA delivered 2016 & 2017



Month	Adjusted Scheduled Activity (UDA)	
	2016	2017
April	123	257
May	755	942
June	1,205	1,448
July	2,346	2,523
August	3,061	2,855
September	3,447	3,759
October	4,082	4,687
November	4,764	5,460
December	5,509	6,309
January	5,915	6,905
February	6,872	7,582
March	7,628	8,275
April	8,200	8,818
May	8,208	8,819
June	8,210	8,819

### QUALITY

	Quantity	Base Number	Contract	AT	Region	England
% of FP17s for the same patient ID Re-attending within 3 months - Children	129	958	13.5%	10.9%	12.0%	12.3%
% of FP17s for the same patient ID Re-attending within 3 months - Adults	677	3,684	18.4%	15.2%	16.0%	16.7%
% of FP17s for the same patient ID Re-attending between 3 & 9 months - Children	545	958	56.9%	61.3%	58.8%	57.6%
% of FP17s for the same patient ID Re-attending between 3 & 9 months - Adults	2,080	3,684	56.5%	54.8%	51.2%	50.1%
% of FP17s for Band 1 Urgent Courses	146	4,617	3.2%	7.0%	8.0%	9.1%
% of FP17s Relating to Free Repair or Replacements	58	4,617	1.3%	0.8%	0.8%	0.8%
% of FP17s Relating to Continuations	235	4,617	5.1%	1.6%	1.2%	1.2%
% of Patients satisfied with the dentistry they have received	7	7	N/A	92.3%	92.7%	92.8%
% of Patients satisfied with the time they had to wait for an appointment	7	7	N/A	88.0%	89.1%	88.7%

\* This is based on patients treated on this contract for their most recent course of treatment. Figures in italics indicate the base number of FP17s or Patient Questionnaire responses are less than 100. N/A is shown where the base number of responses is less than 10 during the period. % is calculated as Quantity/Base number\*100

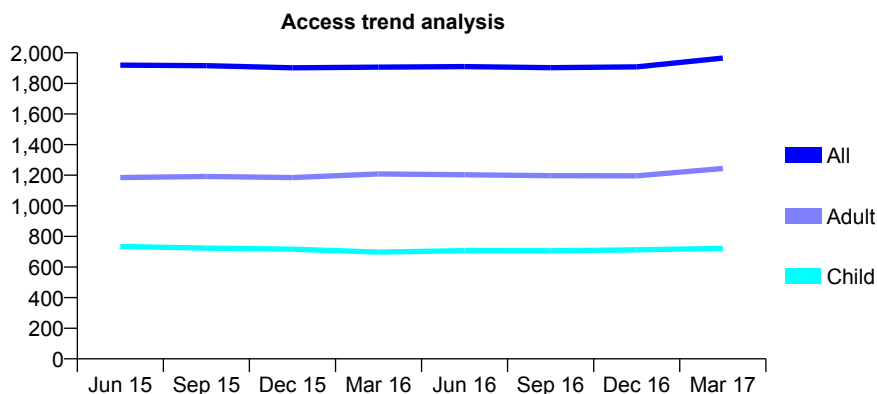
## Q55 - Vital Signs At a Glance Contract Report for 836362/0001 - Year end March 2017

Name or company name	MR MM OSMAN
Contract type name	GDS Contract
Purpose of contract	General
Contract start date	01/04/2006
Contract end date	

16/17 Contracted general activity (UDA)	5,819
Carry forward general activity (UDA)	223
16/17 Contracted orthodontic activity (UOA)	0
Carry forward orthodontic activity (UOA)	0
Baseline contract value	£129,378.24

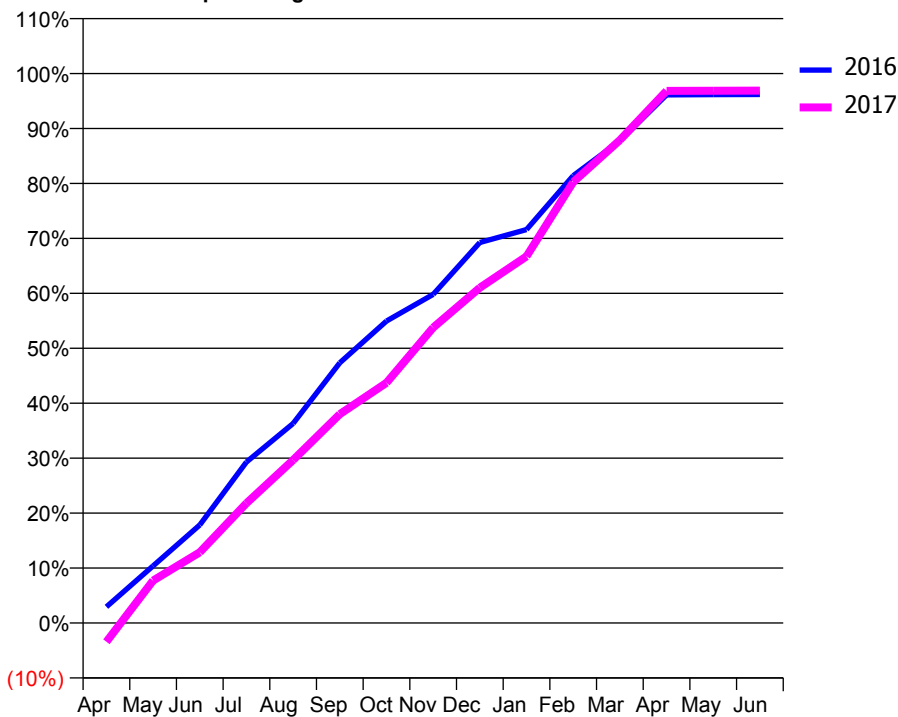
### ACCESS\*

Patients seen in 24 months	Total	Change since previous quarter
Quarter ending March 2016	1,906	
Quarter ending June 2016	1,910	→
Quarter ending September 2016	1,903	→
Quarter ending December 2016	1,908	→
Quarter ending March 2017	1,966	↑
<b>Variance since March 2016</b>	<b>3.1%</b>	<b>↑</b>



### ACTIVITY

Cumulative percentage of contracted UDA delivered 2016 & 2017



Adjusted Scheduled Activity (UDA)

Month	2016	2017
April	172	-199
May	604	450
June	1,038	749
July	1,705	1,268
August	2,114	1,726
September	2,756	2,211
October	3,197	2,544
November	3,480	3,129
December	4,029	3,551
January	4,167	3,883
February	4,737	4,669
March	5,105	5,114
April	5,593	5,635
May	5,595	5,637
June	5,596	5,638

### QUALITY

	Quantity	Base Number	Contract	AT	Region	England
% of FP17s for the same patient ID Re-attending within 3 months - Children	130	1,414	9.2%	10.9%	12.0%	12.3%
% of FP17s for the same patient ID Re-attending within 3 months - Adults	215	1,812	11.9%	15.2%	16.0%	16.7%
% of FP17s for the same patient ID Re-attending between 3 & 9 months - Children	958	1,414	67.8%	61.3%	58.8%	57.6%
% of FP17s for the same patient ID Re-attending between 3 & 9 months - Adults	960	1,812	53.0%	54.8%	51.2%	50.1%
% of FP17s for Band 1 Urgent Courses	215	3,117	6.9%	7.0%	8.0%	9.1%
% of FP17s Relating to Free Repair or Replacements	8	3,117	0.3%	0.8%	0.8%	0.8%
% of FP17s Relating to Continuations	11	3,117	0.4%	1.6%	1.2%	1.2%
% of Patients satisfied with the dentistry they have received	1	2	N/A	92.3%	92.7%	92.8%
% of Patients satisfied with the time they had to wait for an appointment	2	2	N/A	88.0%	89.1%	88.7%

\* This is based on patients treated on this contract for their most recent course of treatment. Figures in italics indicate the base number of FP17s or Patient Questionnaire responses are less than 100. N/A is shown where the base number of responses is less than 10 during the period. % is calculated as Quantity/Base number\*100

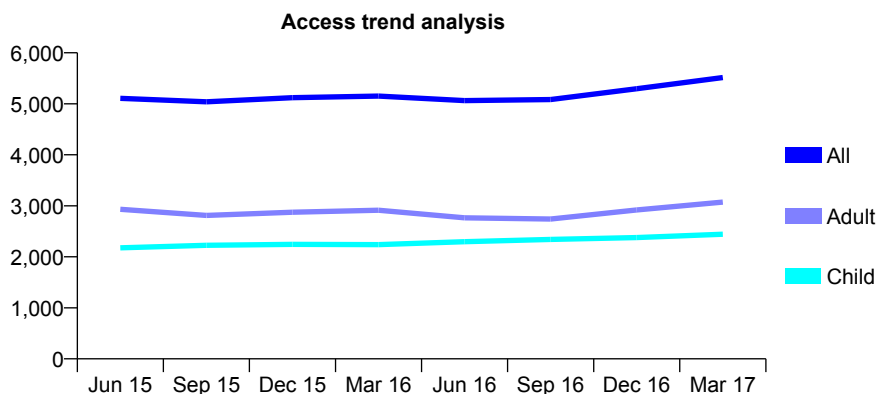
## Q55 - Vital Signs At a Glance Contract Report for 860298/0001 - Year end March 2017

Name or company name	MR KS BOLA
Contract type name	GDS Contract
Purpose of contract	General
Contract start date	30/01/2011
Contract end date	

16/17 Contracted general activity (UDA)	16,594
Carry forward general activity (UDA)	-173
16/17 Contracted orthodontic activity (UOA)	0
Carry forward orthodontic activity (UOA)	0
Baseline contract value	£444,735.88

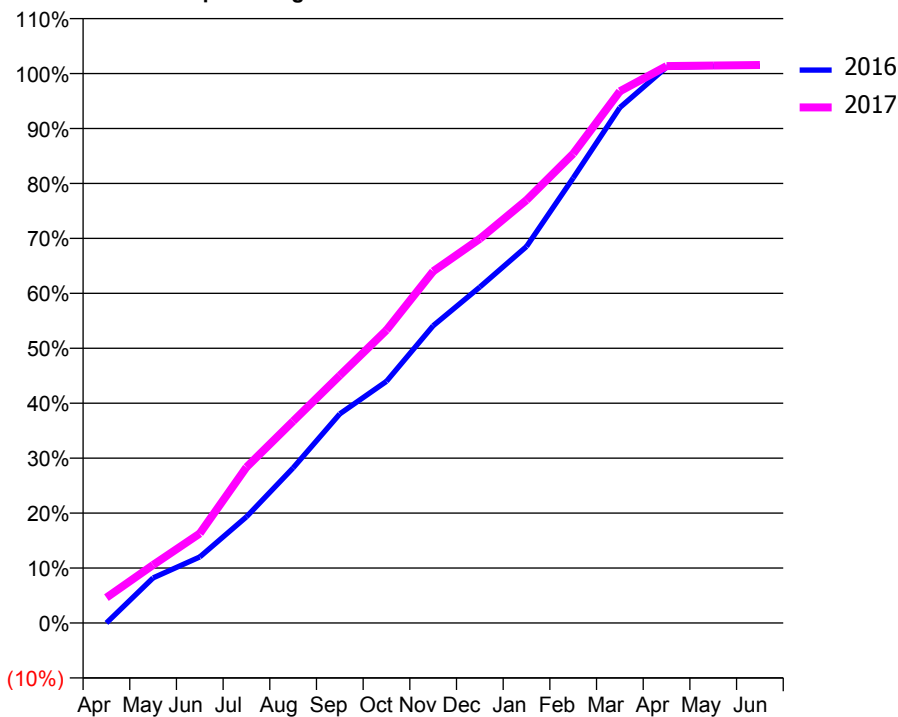
### ACCESS\*

Patients seen in 24 months	Total	Change since previous quarter
Quarter ending March 2016	5,151	
Quarter ending June 2016	5,064	↓
Quarter ending September 2016	5,083	→
Quarter ending December 2016	5,295	↑
Quarter ending March 2017	5,516	↑
<b>Variance since March 2016</b>	<b>7.1%</b>	<b>↑</b>



### ACTIVITY

Cumulative percentage of contracted UDA delivered 2016 & 2017



Adjusted Scheduled Activity (UDA)

Month	2016	2017
April	0	765
May	1,061	1,753
June	1,555	2,705
July	2,499	4,705
August	3,651	6,095
September	4,920	7,474
October	5,687	8,845
November	6,994	10,620
December	7,904	11,605
January	8,856	12,772
February	10,467	14,172
March	12,126	16,055
April	13,076	16,820
May	13,097	16,833
June	13,099	16,850

### QUALITY

	Quantity	Base Number	Contract	AT	Region	England
% of FP17s for the same patient ID Re-attending within 3 months - Children	280	4,083	6.9%	10.9%	12.0%	12.3%
% of FP17s for the same patient ID Re-attending within 3 months - Adults	617	5,135	12.0%	15.2%	16.0%	16.7%
% of FP17s for the same patient ID Re-attending between 3 & 9 months - Children	2,563	4,083	62.8%	61.3%	58.8%	57.6%
% of FP17s for the same patient ID Re-attending between 3 & 9 months - Adults	3,313	5,135	64.5%	54.8%	51.2%	50.1%
% of FP17s for Band 1 Urgent Courses	559	9,206	6.1%	7.0%	8.0%	9.1%
% of FP17s Relating to Free Repair or Replacements	38	9,206	0.4%	0.8%	0.8%	0.8%
% of FP17s Relating to Continuations	60	9,206	0.7%	1.6%	1.2%	1.2%
% of Patients satisfied with the dentistry they have received	92	101	91.1%	92.3%	92.7%	92.8%
% of Patients satisfied with the time they had to wait for an appointment	94	101	93.1%	88.0%	89.1%	88.7%

\* This is based on patients treated on this contract for their most recent course of treatment. Figures in italics indicate the base number of FP17s or Patient Questionnaire responses are less than 100. N/A is shown where the base number of responses is less than 10 during the period. % is calculated as Quantity/Base number\*100

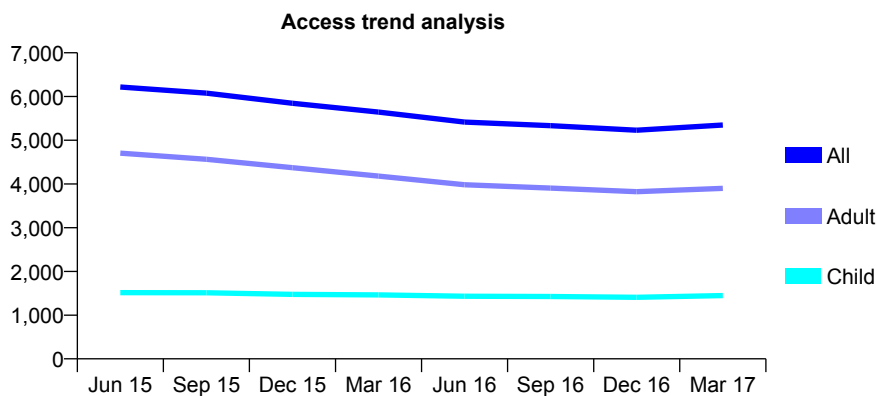
## Q55 - Vital Signs At a Glance Contract Report for 860549/0001 - Year end March 2017

Name or company name	MR CJ NAVARRO
Contract type name	GDS Contract
Purpose of contract	General
Contract start date	01/04/2006
Contract end date	

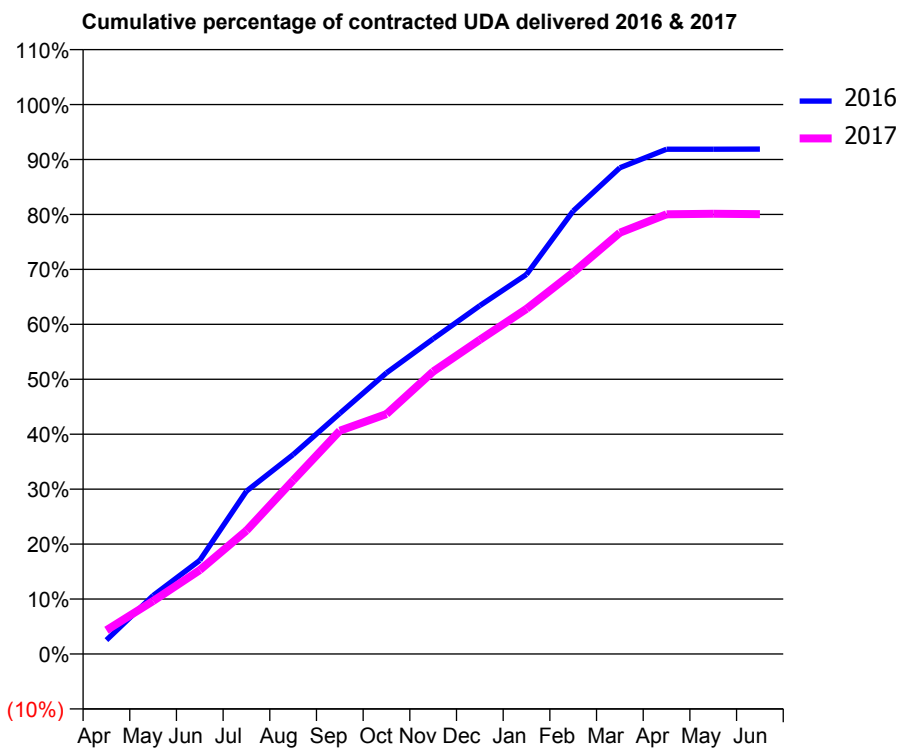
16/17 Contracted general activity (UDA)	15,500
Carry forward general activity (UDA)	0
16/17 Contracted orthodontic activity (UOA)	0
Carry forward orthodontic activity (UOA)	0
Baseline contract value	£410,183.06

### ACCESS\*

Patients seen in 24 months	Total	Change since previous quarter
Quarter ending March 2016	5,643	
Quarter ending June 2016	5,414	↓
Quarter ending September 2016	5,333	↓
Quarter ending December 2016	5,230	↓
Quarter ending March 2017	5,347	↑
<b>Variance since March 2016</b>	<b>(5.2%)</b>	<b>↓</b>



### ACTIVITY



Month	Adjusted Scheduled Activity (UDA)	
	2016	2017
April	393	671
May	1,649	1,495
June	2,642	2,367
July	4,593	3,482
August	5,626	4,901
September	6,786	6,298
October	7,930	6,769
November	8,889	7,967
December	9,827	8,865
January	10,708	9,738
February	12,499	10,762
March	13,717	11,883
April	14,237	12,405
May	14,239	12,417
June	14,241	12,406

### QUALITY

	Quantity	Base Number	Contract	AT	Region	England
% of FP17s for the same patient ID Re-attending within 3 months - Children	95	2,025	4.7%	10.9%	12.0%	12.3%
% of FP17s for the same patient ID Re-attending within 3 months - Adults	657	5,228	12.6%	15.2%	16.0%	16.7%
% of FP17s for the same patient ID Re-attending between 3 & 9 months - Children	1,292	2,025	63.8%	61.3%	58.8%	57.6%
% of FP17s for the same patient ID Re-attending between 3 & 9 months - Adults	3,190	5,228	61.0%	54.8%	51.2%	50.1%
% of FP17s for Band 1 Urgent Courses	319	6,365	5.0%	7.0%	8.0%	9.1%
% of FP17s Relating to Free Repair or Replacements	57	6,365	0.9%	0.8%	0.8%	0.8%
% of FP17s Relating to Continuations	62	6,365	1.0%	1.6%	1.2%	1.2%
% of Patients satisfied with the dentistry they have received	5	7	N/A	92.3%	92.7%	92.8%
% of Patients satisfied with the time they had to wait for an appointment	4	7	N/A	88.0%	89.1%	88.7%

\* This is based on patients treated on this contract for their most recent course of treatment. Figures in italics indicate the base number of FP17s or Patient Questionnaire responses are less than 100. N/A is shown where the base number of responses is less than 10 during the period. % is calculated as Quantity/Base number\*100

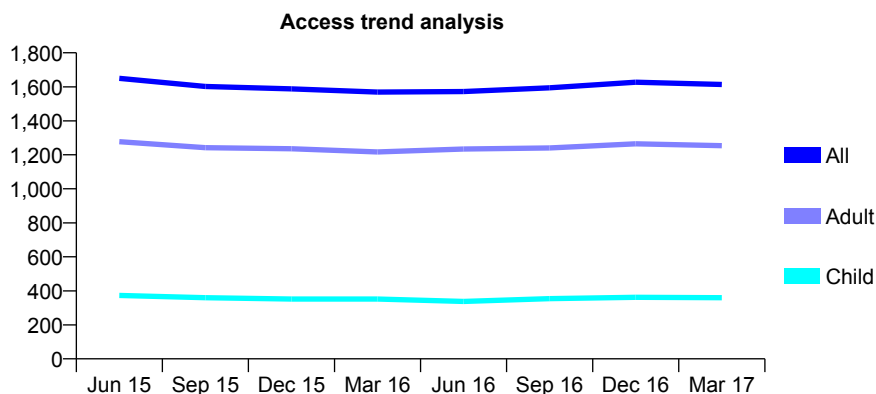
## Q55 - Vital Signs At a Glance Contract Report for 861901/0001 - Year end March 2017

Name or company name	MRS A EIMANI
Contract type name	GDS Contract
Purpose of contract	General
Contract start date	01/09/2009
Contract end date	

16/17 Contracted general activity (UDA)	9,000
Carry forward general activity (UDA)	353
16/17 Contracted orthodontic activity (UOA)	0
Carry forward orthodontic activity (UOA)	0
Baseline contract value	£213,071.13

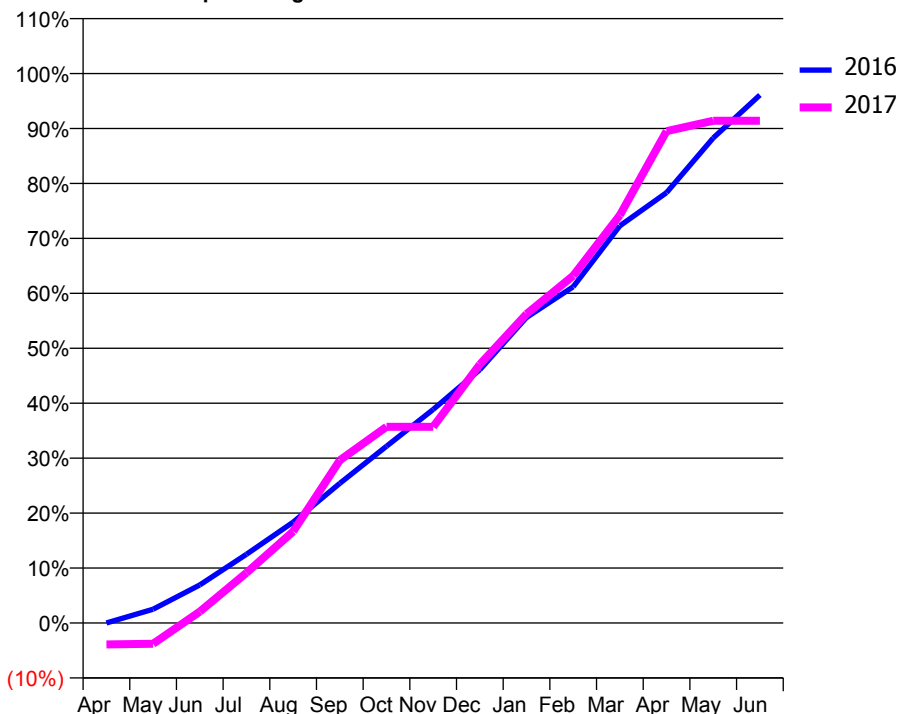
### ACCESS\*

Patients seen in 24 months	Total	Change since previous quarter
Quarter ending March 2016	1,569	
Quarter ending June 2016	1,572	→
Quarter ending September 2016	1,594	→
Quarter ending December 2016	1,627	↑
Quarter ending March 2017	1,614	→
<b>Variance since March 2016</b>	<b>2.9%</b>	<b>↑</b>



### ACTIVITY

Cumulative percentage of contracted UDA delivered 2016 & 2017



Month	Adjusted Scheduled Activity (UDA)	
	2016	2017
April	0	-353
May	226	-341
June	624	187
July	1,126	822
August	1,652	1,499
September	2,287	2,665
October	2,895	3,213
November	3,498	3,213
December	4,149	4,235
January	5,004	5,061
February	5,508	5,689
March	6,506	6,680
April	7,050	8,056
May	7,945	8,227
June	8,647	8,227

### QUALITY

	Quantity	Base Number	Contract	AT	Region	England
% of FP17s for the same patient ID Re-attending within 3 months - Children	60	525	11.4%	10.9%	12.0%	12.3%
% of FP17s for the same patient ID Re-attending within 3 months - Adults	336	1,809	18.6%	15.2%	16.0%	16.7%
% of FP17s for the same patient ID Re-attending between 3 & 9 months - Children	278	525	53.0%	61.3%	58.8%	57.6%
% of FP17s for the same patient ID Re-attending between 3 & 9 months - Adults	843	1,809	46.6%	54.8%	51.2%	50.1%
% of FP17s for Band 1 Urgent Courses	205	2,302	8.9%	7.0%	8.0%	9.1%
% of FP17s Relating to Free Repair or Replacements	12	2,302	0.5%	0.8%	0.8%	0.8%
% of FP17s Relating to Continuations	40	2,302	1.7%	1.6%	1.2%	1.2%
% of Patients satisfied with the dentistry they have received	3	3	N/A	92.3%	92.7%	92.8%
% of Patients satisfied with the time they had to wait for an appointment	3	3	N/A	88.0%	89.1%	88.7%

\* This is based on patients treated on this contract for their most recent course of treatment. Figures in italics indicate the base number of FP17s or Patient Questionnaire responses are less than 100. N/A is shown where the base number of responses is less than 10 during the period. % is calculated as Quantity/Base number\*100



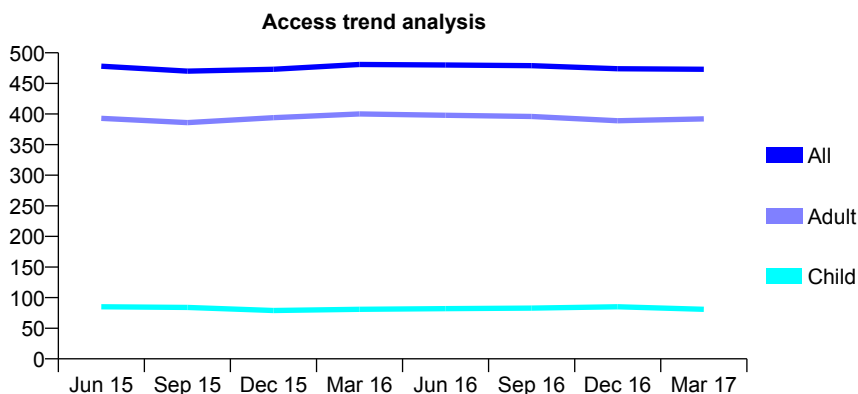
## Q55 - Vital Signs At a Glance Contract Report for 898457/0001 - Year end March 2017

Name or company name	MR ND MCLEAN
Contract type name	GDS Contract
Purpose of contract	General
Contract start date	01/04/2006
Contract end date	

16/17 Contracted general activity (UDA)	1,374
Carry forward general activity (UDA)	0
16/17 Contracted orthodontic activity (UOA)	0
Carry forward orthodontic activity (UOA)	0
Baseline contract value	£29,660.40

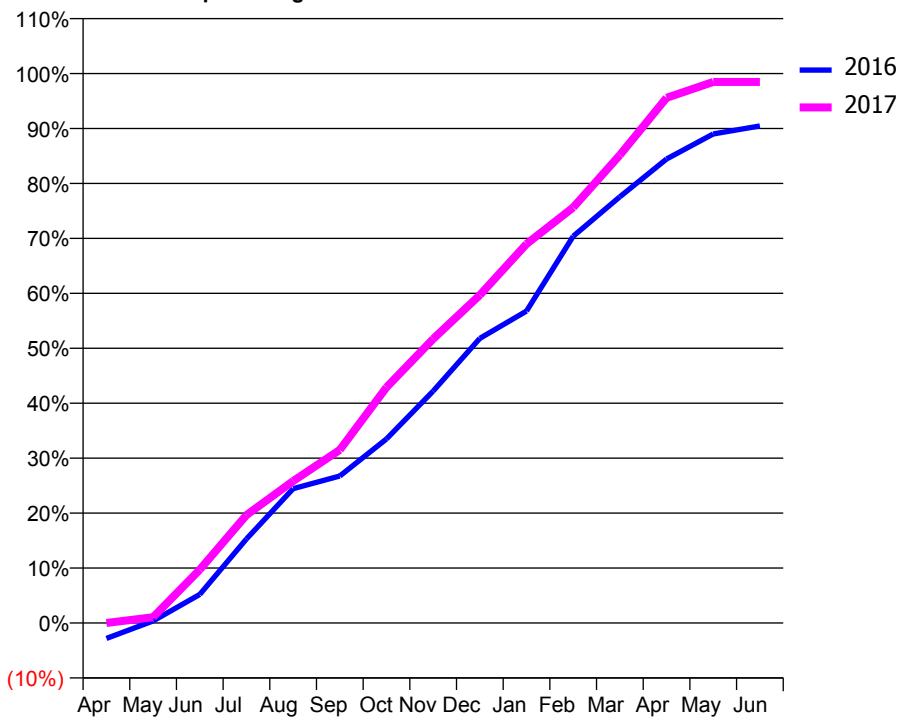
### ACCESS\*

Patients seen in 24 months	Total	Change since previous quarter
Quarter ending March 2016	481	
Quarter ending June 2016	480	→
Quarter ending September 2016	479	→
Quarter ending December 2016	474	↓
Quarter ending March 2017	473	→
<b>Variance since March 2016</b>	<b>(1.7%)</b>	<b>↓</b>



### ACTIVITY

**Cumulative percentage of contracted UDA delivered 2016 & 2017**



Month	Adjusted Scheduled Activity (UDA)	
	2016	2017
April	-39	0
May	5	14
June	71	134
July	210	270
August	336	355
September	368	433
October	460	589
November	580	710
December	712	820
January	780	948
February	967	1,039
March	1,066	1,170
April	1,160	1,313
May	1,223	1,353
June	1,243	1,353

### QUALITY

	Quantity	Base Number	Contract	AT	Region	England
% of FP17s for the same patient ID Re-attending within 3 months - Children	8	126	6.3%	10.9%	12.0%	12.3%
% of FP17s for the same patient ID Re-attending within 3 months - Adults	129	686	18.8%	15.2%	16.0%	16.7%
% of FP17s for the same patient ID Re-attending between 3 & 9 months - Children	96	126	76.2%	61.3%	58.8%	57.6%
% of FP17s for the same patient ID Re-attending between 3 & 9 months - Adults	426	686	62.1%	54.8%	51.2%	50.1%
% of FP17s for Band 1 Urgent Courses	127	784	16.2%	7.0%	8.0%	9.1%
% of FP17s Relating to Free Repair or Replacements	48	784	6.1%	0.8%	0.8%	0.8%
% of FP17s Relating to Continuations	11	784	1.4%	1.6%	1.2%	1.2%
% of Patients satisfied with the dentistry they have received	4	4	N/A	92.3%	92.7%	92.8%
% of Patients satisfied with the time they had to wait for an appointment	4	4	N/A	88.0%	89.1%	88.7%

\* This is based on patients treated on this contract for their most recent course of treatment. Figures in italics indicate the base number of FP17s or Patient Questionnaire responses are less than 100. N/A is shown where the base number of responses is less than 10 during the period. % is calculated as Quantity/Base number\*100

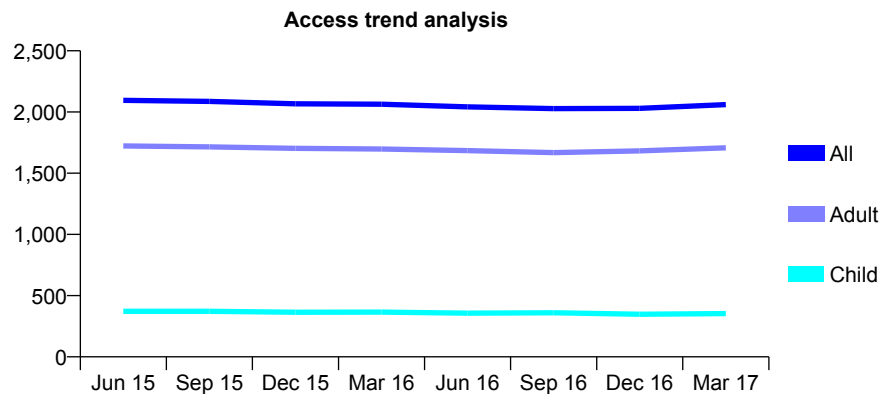
## Q55 - Vital Signs At a Glance Contract Report for 907200/0001 - Year end March 2017

Name or company name	MRS CY BIRCH
Contract type name	GDS Contract
Purpose of contract	General
Contract start date	01/04/2006
Contract end date	

16/17 Contracted general activity (UDA)	4,973
Carry forward general activity (UDA)	-99
16/17 Contracted orthodontic activity (UOA)	0
Carry forward orthodontic activity (UOA)	0
Baseline contract value	£121,257.72

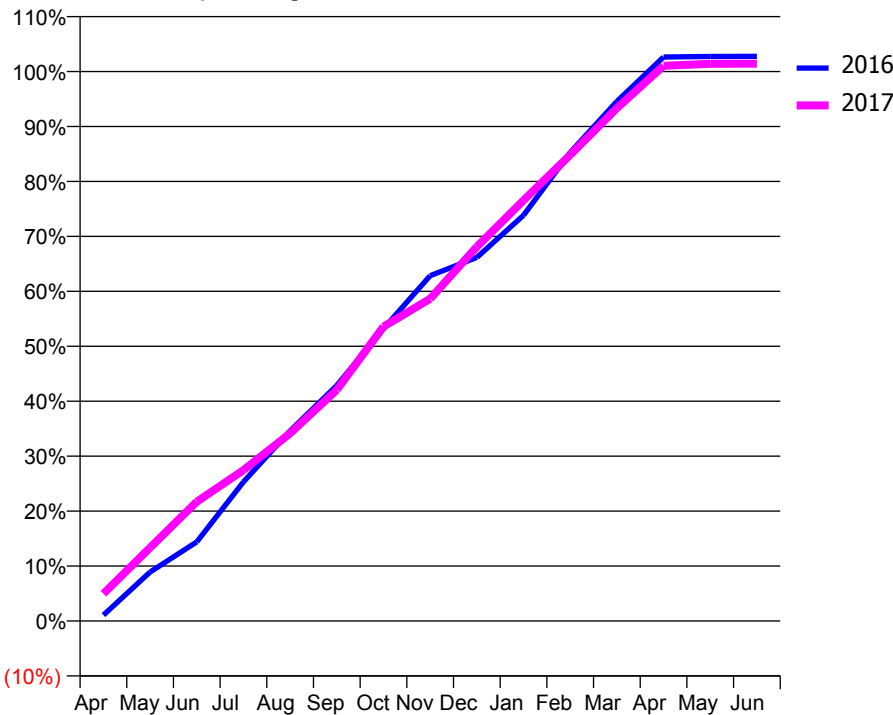
### ACCESS\*

Patients seen in 24 months	Total	Change since previous quarter
Quarter ending March 2016	2,064	
Quarter ending June 2016	2,042	↓
Quarter ending September 2016	2,028	→
Quarter ending December 2016	2,030	→
Quarter ending March 2017	2,061	→
<b>Variance since March 2016</b>	<b>(0.1%)</b>	→



### ACTIVITY

Cumulative percentage of contracted UDA delivered 2016 & 2017



Month	Adjusted Scheduled Activity (UDA)	
	2016	2017
April	54	247
May	443	665
June	717	1,079
July	1,260	1,365
August	1,722	1,699
September	2,132	2,092
October	2,646	2,664
November	3,125	2,917
December	3,290	3,387
January	3,672	3,807
February	4,240	4,218
March	4,702	4,640
April	5,104	5,024
May	5,109	5,042
June	5,110	5,043

### QUALITY

	Quantity	Base Number	Contract	AT	Region	England
% of FP17s for the same patient ID Re-attending within 3 months - Children	36	517	7.0%	10.9%	12.0%	12.3%
% of FP17s for the same patient ID Re-attending within 3 months - Adults	328	2,298	14.3%	15.2%	16.0%	16.7%
% of FP17s for the same patient ID Re-attending between 3 & 9 months - Children	316	517	61.1%	61.3%	58.8%	57.6%
% of FP17s for the same patient ID Re-attending between 3 & 9 months - Adults	1,193	2,298	51.9%	54.8%	51.2%	50.1%
% of FP17s for Band 1 Urgent Courses	232	2,813	8.2%	7.0%	8.0%	9.1%
% of FP17s Relating to Free Repair or Replacements	44	2,813	1.6%	0.8%	0.8%	0.8%
% of FP17s Relating to Continuations	39	2,813	1.4%	1.6%	1.2%	1.2%
% of Patients satisfied with the dentistry they have received	16	16	100.0%	92.3%	92.7%	92.8%
% of Patients satisfied with the time they had to wait for an appointment	15	16	93.8%	88.0%	89.1%	88.7%

\* This is based on patients treated on this contract for their most recent course of treatment. Figures in italics indicate the base number of FP17s or Patient Questionnaire responses are less than 100. N/A is shown where the base number of responses is less than 10 during the period. % is calculated as Quantity/Base number\*100

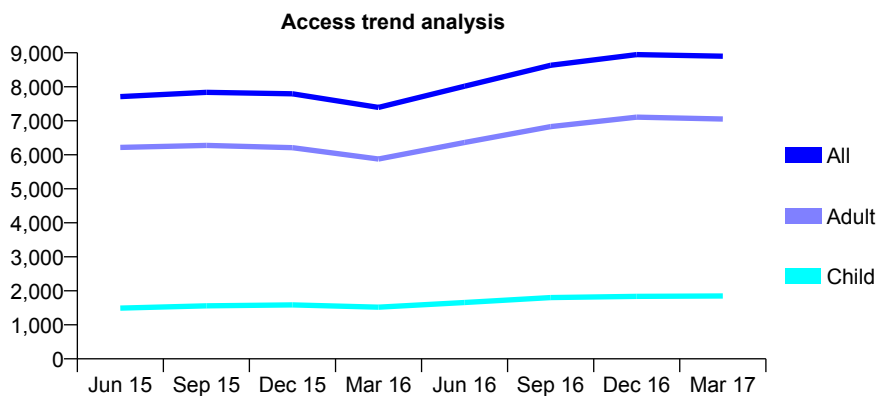
## Q55 - Vital Signs At a Glance Contract Report for 911216/0001 - Year end March 2017

Name or company name	MR K MANTLE
Contract type name	GDS Contract
Purpose of contract	General
Contract start date	01/04/2006
Contract end date	

16/17 Contracted general activity (UDA)	26,501
Carry forward general activity (UDA)	573
16/17 Contracted orthodontic activity (UOA)	0
Carry forward orthodontic activity (UOA)	0
Baseline contract value	£665,678.94

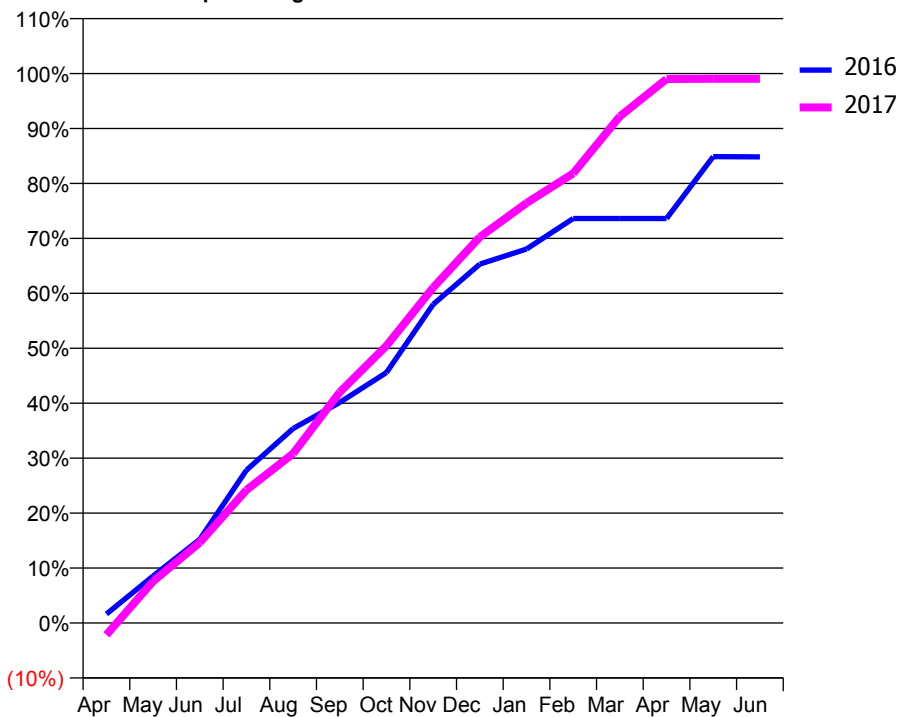
### ACCESS\*

Patients seen in 24 months	Total	Change since previous quarter
Quarter ending March 2016	7,396	
Quarter ending June 2016	8,017	↑
Quarter ending September 2016	8,633	↑
Quarter ending December 2016	8,948	↑
Quarter ending March 2017	8,899	→
<b>Variance since March 2016</b>	<b>20.3%</b>	<b>↑</b>



### ACTIVITY

Cumulative percentage of contracted UDA delivered 2016 & 2017



Month	Adjusted Scheduled Activity (UDA)	
	2016	2017
April	431	-573
May	2,267	2,010
June	4,033	3,879
July	7,370	6,416
August	9,377	8,171
September	10,640	11,137
October	12,081	13,370
November	15,369	16,180
December	17,311	18,614
January	18,037	20,253
February	19,506	21,681
March	19,506	24,431
April	19,506	26,237
May	22,490	26,246
June	22,478	26,246

### QUALITY

	Quantity	Base Number	Contract	AT	Region	England
% of FP17s for the same patient ID Re-attending within 3 months - Children	133	3,319	4.0%	10.9%	12.0%	12.3%
% of FP17s for the same patient ID Re-attending within 3 months - Adults	1,062	11,200	9.5%	15.2%	16.0%	16.7%
% of FP17s for the same patient ID Re-attending between 3 & 9 months - Children	1,891	3,319	57.0%	61.3%	58.8%	57.6%
% of FP17s for the same patient ID Re-attending between 3 & 9 months - Adults	4,881	11,200	43.6%	54.8%	51.2%	50.1%
% of FP17s for Band 1 Urgent Courses	457	12,610	3.6%	7.0%	8.0%	9.1%
% of FP17s Relating to Free Repair or Replacements	158	12,610	1.3%	0.8%	0.8%	0.8%
% of FP17s Relating to Continuations	158	12,610	1.3%	1.6%	1.2%	1.2%
% of Patients satisfied with the dentistry they have received	21	22	95.5%	92.3%	92.7%	92.8%
% of Patients satisfied with the time they had to wait for an appointment	20	22	90.9%	88.0%	89.1%	88.7%

\* This is based on patients treated on this contract for their most recent course of treatment. Figures in italics indicate the base number of FP17s or Patient Questionnaire responses are less than 100. N/A is shown where the base number of responses is less than 10 during the period. % is calculated as Quantity/Base number\*100

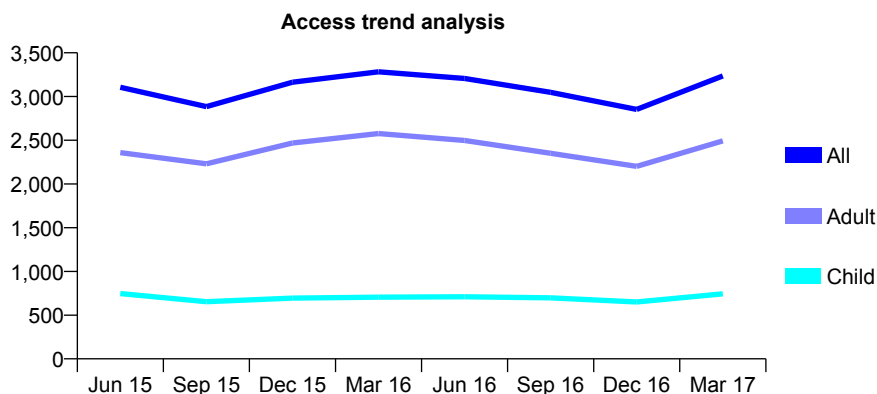
## Q55 - Vital Signs At a Glance Contract Report for 911216/0002 - Year end March 2017

Name or company name	MR K MANTLE
Contract type name	GDS Contract
Purpose of contract	General
Contract start date	01/09/2008
Contract end date	

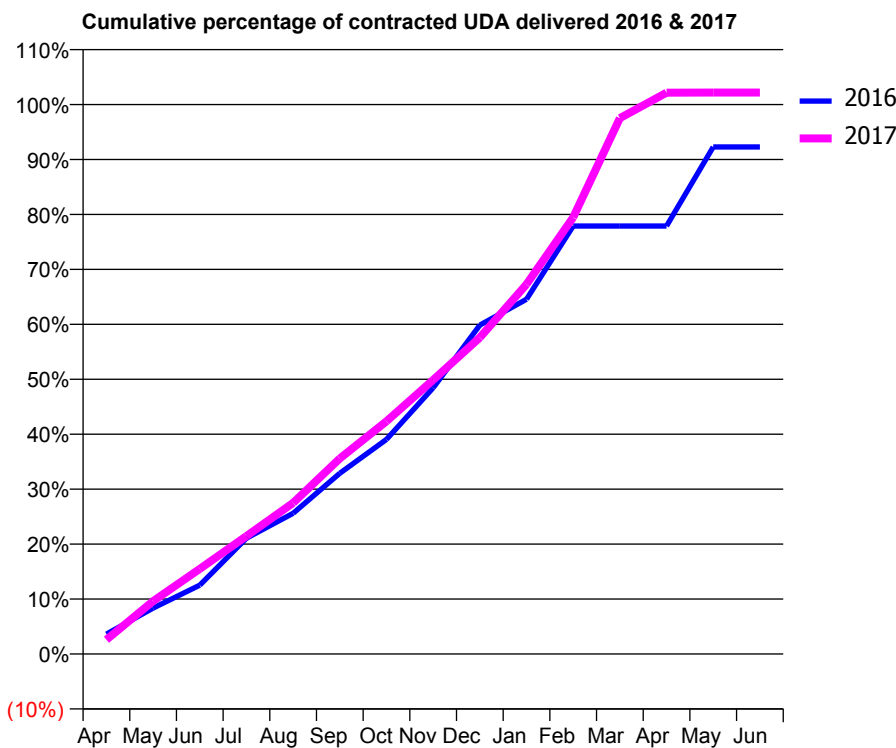
16/17 Contracted general activity (UDA)	10,000
Carry forward general activity (UDA)	-261
16/17 Contracted orthodontic activity (UOA)	0
Carry forward orthodontic activity (UOA)	0
Baseline contract value	£376,159.94

### ACCESS\*

Patients seen in 24 months	Total	Change since previous quarter
Quarter ending March 2016	3,282	
Quarter ending June 2016	3,207	↓
Quarter ending September 2016	3,048	↓
Quarter ending December 2016	2,852	↓
Quarter ending March 2017	3,235	↑
<b>Variance since March 2016</b>	<b>(1.4%)</b>	<b>↓</b>



### ACTIVITY



Month	Adjusted Scheduled Activity (UDA)	
	2016	2017
April	362	261
May	837	962
June	1,255	1,550
July	2,108	2,146
August	2,560	2,750
September	3,289	3,559
October	3,906	4,237
November	4,845	4,989
December	5,985	5,759
January	6,457	6,728
February	7,788	7,946
March	7,788	9,752
April	7,788	10,214
May	9,227	10,216
June	9,227	10,216

### QUALITY

	Quantity	Base Number	Contract	AT	Region	England
% of FP17s for the same patient ID Re-attending within 3 months - Children	63	1,260	5.0%	10.9%	12.0%	12.3%
% of FP17s for the same patient ID Re-attending within 3 months - Adults	461	4,256	10.8%	15.2%	16.0%	16.7%
% of FP17s for the same patient ID Re-attending between 3 & 9 months - Children	709	1,260	56.3%	61.3%	58.8%	57.6%
% of FP17s for the same patient ID Re-attending between 3 & 9 months - Adults	2,181	4,256	51.2%	54.8%	51.2%	50.1%
% of FP17s for Band 1 Urgent Courses	227	4,635	4.9%	7.0%	8.0%	9.1%
% of FP17s Relating to Free Repair or Replacements	13	4,635	0.3%	0.8%	0.8%	0.8%
% of FP17s Relating to Continuations	83	4,635	1.8%	1.6%	1.2%	1.2%
% of Patients satisfied with the dentistry they have received	4	5	N/A	92.3%	92.7%	92.8%
% of Patients satisfied with the time they had to wait for an appointment	3	5	N/A	88.0%	89.1%	88.7%

\* This is based on patients treated on this contract for their most recent course of treatment. Figures in italics indicate the base number of FP17s or Patient Questionnaire responses are less than 100. N/A is shown where the base number of responses is less than 10 during the period. % is calculated as Quantity/Base number\*100

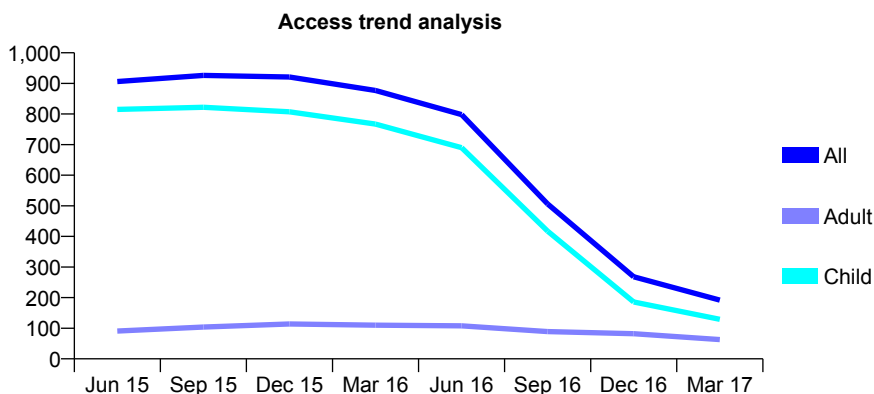
## Q55 - Vital Signs At a Glance Contract Report for 912107/0001 - Year end March 2017

Name or company name	MR M OVEREND
Contract type name	GDS Contract
Purpose of contract	General
Contract start date	01/04/2006
Contract end date	13/06/2016

16/17 Contracted general activity (UDA)	534
Carry forward general activity (UDA)	0
16/17 Contracted orthodontic activity (UOA)	0
Carry forward orthodontic activity (UOA)	0
Baseline contract value	£12,649.51

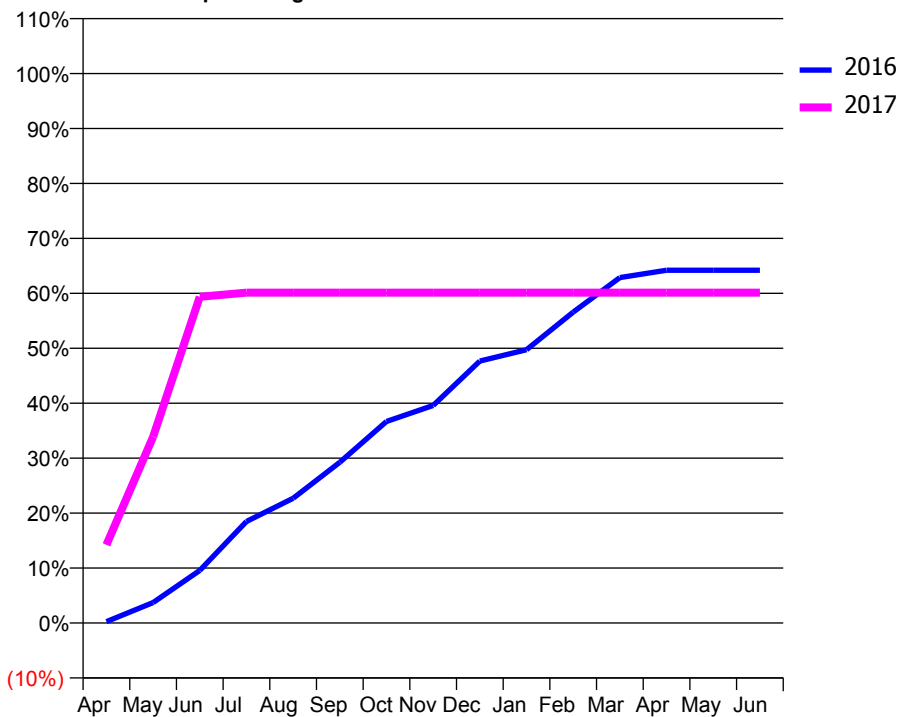
### ACCESS\*

Patients seen in 24 months	Total	Change since previous quarter
Quarter ending March 2016	877	
Quarter ending June 2016	798	↓
Quarter ending September 2016	506	↓
Quarter ending December 2016	268	↓
Quarter ending March 2017	192	↓
<b>Variance since March 2016</b>	<b>(78.1%)</b>	<b>↓</b>



### ACTIVITY

Cumulative percentage of contracted UDA delivered 2016 & 2017



Month	Adjusted Scheduled Activity (UDA)	
	2016	2017
April	6	76
May	89	181
June	230	317
July	444	321
August	545	321
September	702	321
October	880	321
November	950	321
December	1,144	321
January	1,193	321
February	1,358	321
March	1,509	321
April	1,541	321
May	1,541	321
June	1,541	321

### QUALITY

	Quantity	Base Number	Contract	AT	Region	England
% of FP17s for the same patient ID Re-attending within 3 months - Children	10	283	3.5%	10.9%	12.0%	12.3%
% of FP17s for the same patient ID Re-attending within 3 months - Adults	0	0	N/A	15.2%	16.0%	16.7%
% of FP17s for the same patient ID Re-attending between 3 & 9 months - Children	192	283	67.8%	61.3%	58.8%	57.6%
% of FP17s for the same patient ID Re-attending between 3 & 9 months - Adults	0	0	N/A	54.8%	51.2%	50.1%
% of FP17s for Band 1 Urgent Courses	0	253	0.0%	7.0%	8.0%	9.1%
% of FP17s Relating to Free Repair or Replacements	0	253	0.0%	0.8%	0.8%	0.8%
% of FP17s Relating to Continuations	1	253	0.4%	1.6%	1.2%	1.2%
% of Patients satisfied with the dentistry they have received	0	0	N/A	92.3%	92.7%	92.8%
% of Patients satisfied with the time they had to wait for an appointment	0	0	N/A	88.0%	89.1%	88.7%

\* This is based on patients treated on this contract for their most recent course of treatment. Figures in italics indicate the base number of FP17s or Patient Questionnaire responses are less than 100. N/A is shown where the base number of responses is less than 10 during the period. % is calculated as Quantity/Base number\*100

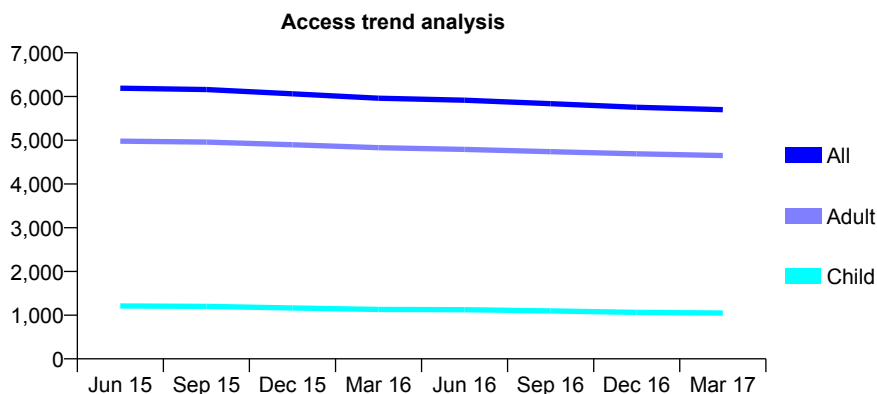
## Q55 - Vital Signs At a Glance Contract Report for 914533/0001 - Year end March 2017

Name or company name	MR PA MOORE
Contract type name	GDS Contract
Purpose of contract	General
Contract start date	18/01/2010
Contract end date	

16/17 Contracted general activity (UDA)	6,466
Carry forward general activity (UDA)	-129
16/17 Contracted orthodontic activity (UOA)	0
Carry forward orthodontic activity (UOA)	0
Baseline contract value	£496,354.70

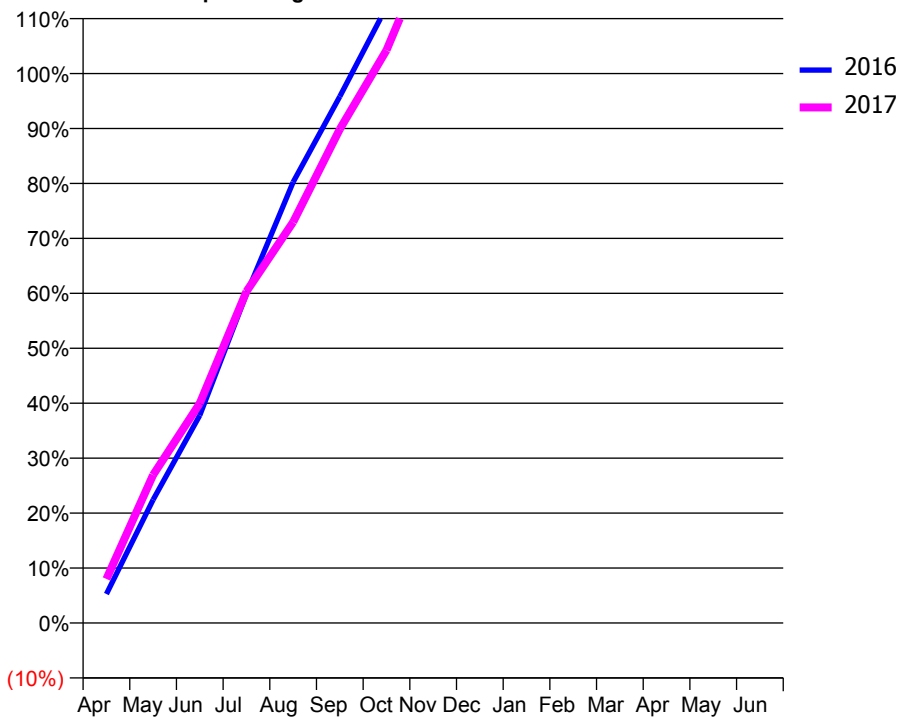
### ACCESS\*

Patients seen in 24 months	Total	Change since previous quarter
Quarter ending March 2016	5,961	
Quarter ending June 2016	5,915	→
Quarter ending September 2016	5,837	↓
Quarter ending December 2016	5,754	↓
Quarter ending March 2017	5,698	→
<b>Variance since March 2016</b>	<b>(4.4%)</b>	<b>↓</b>



### ACTIVITY

Cumulative percentage of contracted UDA delivered 2016 & 2017



Month	Adjusted Scheduled Activity (UDA)	
	2016	2017
April	342	518
May	1,450	1,742
June	2,444	2,585
July	3,872	3,902
August	5,189	4,717
September	6,195	5,811
October	7,247	6,739
November	7,883	8,039
December	9,270	9,342
January	10,170	10,023
February	11,874	10,928
March	12,742	12,226
April	13,481	12,829
May	13,496	12,849
June	13,502	12,907

### QUALITY

	Quantity	Base Number	Contract	AT	Region	England
% of FP17s for the same patient ID Re-attending within 3 months - Children	105	1,692	6.2%	10.9%	12.0%	12.3%
% of FP17s for the same patient ID Re-attending within 3 months - Adults	906	7,691	11.8%	15.2%	16.0%	16.7%
% of FP17s for the same patient ID Re-attending between 3 & 9 months - Children	1,201	1,692	71.0%	61.3%	58.8%	57.6%
% of FP17s for the same patient ID Re-attending between 3 & 9 months - Adults	5,413	7,691	70.4%	54.8%	51.2%	50.1%
% of FP17s for Band 1 Urgent Courses	4	7,913	0.1%	7.0%	8.0%	9.1%
% of FP17s Relating to Free Repair or Replacements	12	7,913	0.2%	0.8%	0.8%	0.8%
% of FP17s Relating to Continuations	311	7,913	3.9%	1.6%	1.2%	1.2%
% of Patients satisfied with the dentistry they have received	7	8	N/A	92.3%	92.7%	92.8%
% of Patients satisfied with the time they had to wait for an appointment	5	8	N/A	88.0%	89.1%	88.7%

\* This is based on patients treated on this contract for their most recent course of treatment. Figures in italics indicate the base number of FP17s or Patient Questionnaire responses are less than 100. N/A is shown where the base number of responses is less than 10 during the period. % is calculated as Quantity/Base number\*100

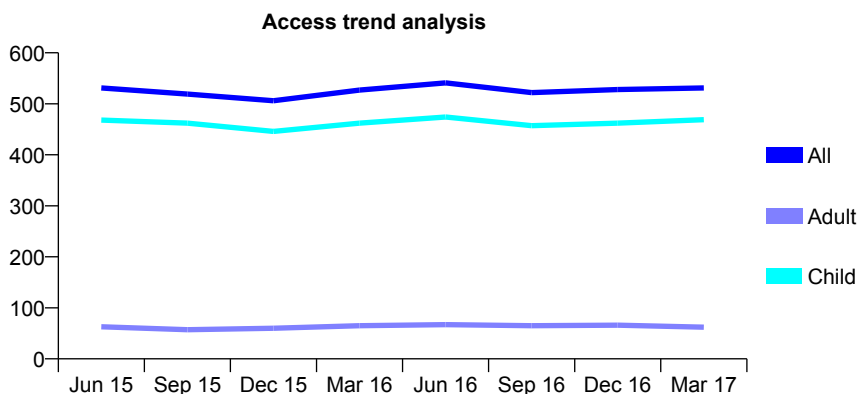
## Q55 - Vital Signs At a Glance Contract Report for 919462/0001 - Year end March 2017

Name or company name	MR SJ THACKERAY
Contract type name	GDS Contract
Purpose of contract	General
Contract start date	01/04/2006
Contract end date	

16/17 Contracted general activity (UDA)	1,200
Carry forward general activity (UDA)	0
16/17 Contracted orthodontic activity (UOA)	0
Carry forward orthodontic activity (UOA)	0
Baseline contract value	£37,656.08

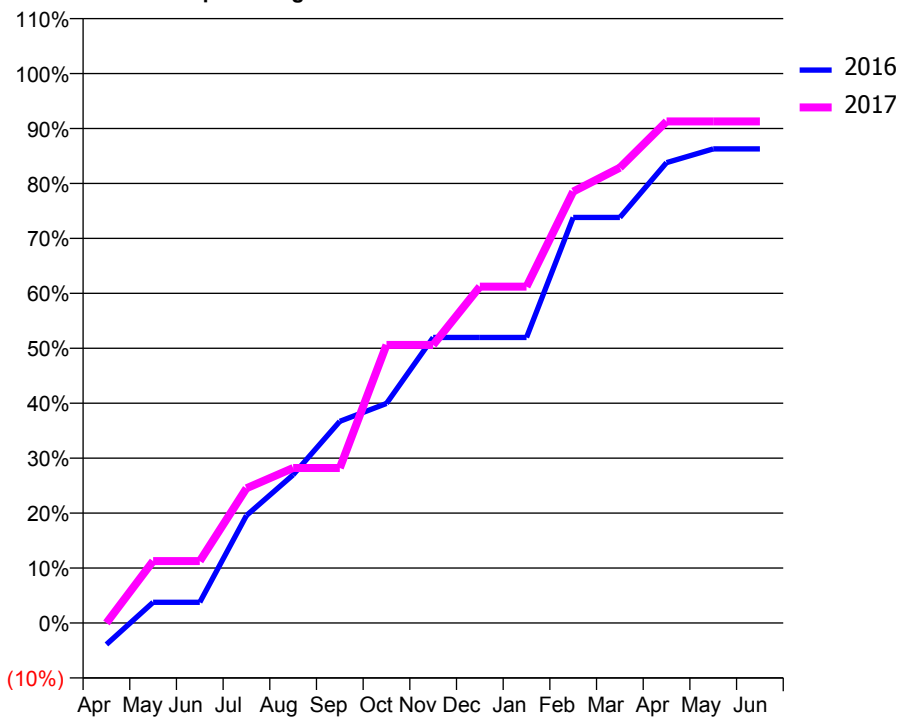
### ACCESS\*

Patients seen in 24 months	Total	Change since previous quarter
Quarter ending March 2016	527	
Quarter ending June 2016	541	↑
Quarter ending September 2016	522	↓
Quarter ending December 2016	528	→
Quarter ending March 2017	531	→
<b>Variance since March 2016</b>	<b>0.8%</b>	<b>→</b>



### ACTIVITY

Cumulative percentage of contracted UDA delivered 2016 & 2017



Adjusted Scheduled Activity (UDA)

Month	2016	2017
April	-47	0
May	45	135
June	45	135
July	235	294
August	324	338
September	440	338
October	480	607
November	624	607
December	624	735
January	624	735
February	886	942
March	886	994
April	1,005	1,095
May	1,035	1,095
June	1,035	1,095

### QUALITY

	Quantity	Base Number	Contract	AT	Region	England
% of FP17s for the same patient ID Re-attending within 3 months - Children	62	887	7.0%	10.9%	12.0%	12.3%
% of FP17s for the same patient ID Re-attending within 3 months - Adults	0	3	0.0%	15.2%	16.0%	16.7%
% of FP17s for the same patient ID Re-attending between 3 & 9 months - Children	633	887	71.4%	61.3%	58.8%	57.6%
% of FP17s for the same patient ID Re-attending between 3 & 9 months - Adults	3	3	100.0%	54.8%	51.2%	50.1%
% of FP17s for Band 1 Urgent Courses	12	846	1.4%	7.0%	8.0%	9.1%
% of FP17s Relating to Free Repair or Replacements	0	846	0.0%	0.8%	0.8%	0.8%
% of FP17s Relating to Continuations	14	846	1.7%	1.6%	1.2%	1.2%
% of Patients satisfied with the dentistry they have received	0	0	N/A	92.3%	92.7%	92.8%
% of Patients satisfied with the time they had to wait for an appointment	0	0	N/A	88.0%	89.1%	88.7%

\* This is based on patients treated on this contract for their most recent course of treatment. Figures in italics indicate the base number of FP17s or Patient Questionnaire responses are less than 100. N/A is shown where the base number of responses is less than 10 during the period. % is calculated as Quantity/Base number\*100



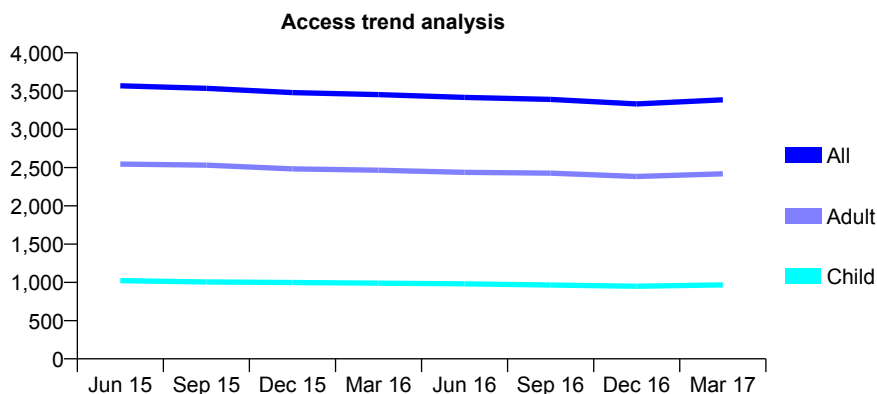
## Q55 - Vital Signs At a Glance Contract Report for 927848/0001 - Year end March 2017

Name or company name	MR AS TOFT
Contract type name	GDS Contract
Purpose of contract	General
Contract start date	01/04/2006
Contract end date	

16/17 Contracted general activity (UDA)	9,281
Carry forward general activity (UDA)	172
16/17 Contracted orthodontic activity (UOA)	0
Carry forward orthodontic activity (UOA)	0
Baseline contract value	£215,141.80

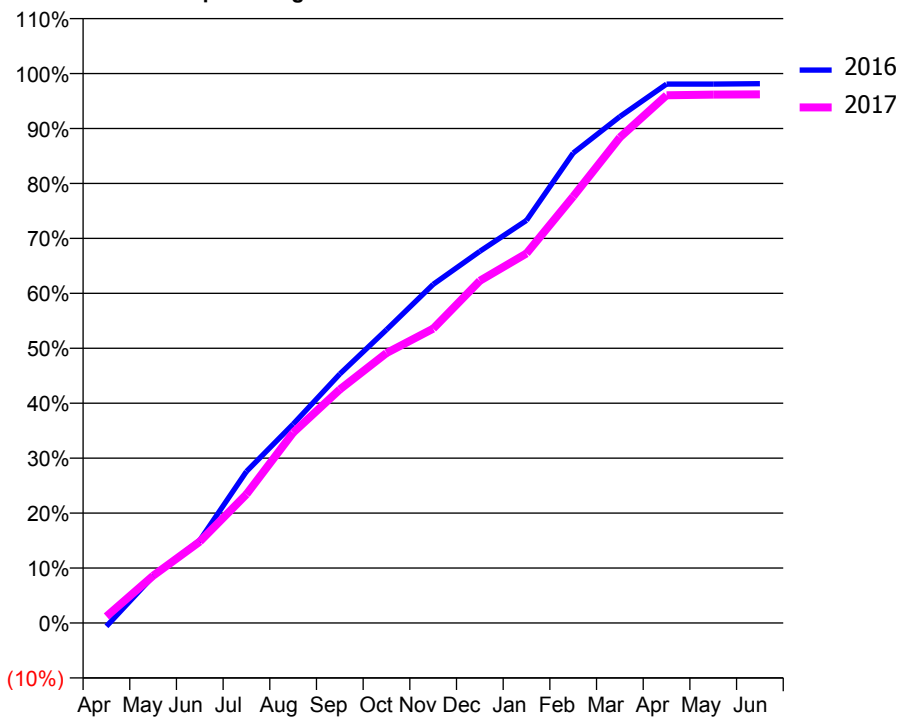
### ACCESS\*

Patients seen in 24 months	Total	Change since previous quarter
Quarter ending March 2016	3,454	
Quarter ending June 2016	3,417	↓
Quarter ending September 2016	3,391	→
Quarter ending December 2016	3,332	↓
Quarter ending March 2017	3,386	→
<b>Variance since March 2016</b>	<b>(2.0%)</b>	<b>↓</b>



### ACTIVITY

Cumulative percentage of contracted UDA delivered 2016 & 2017



Month	Adjusted Scheduled Activity (UDA)	
	2016	2017
April	-58	111
May	790	797
June	1,397	1,376
July	2,560	2,175
August	3,360	3,215
September	4,205	3,944
October	4,954	4,560
November	5,719	4,971
December	6,277	5,779
January	6,801	6,242
February	7,937	7,203
March	8,553	8,202
April	9,103	8,912
May	9,103	8,923
June	9,109	8,928

### QUALITY

	Quantity	Base Number	Contract	AT	Region	England
% of FP17s for the same patient ID Re-attending within 3 months - Children	118	1,430	8.3%	10.9%	12.0%	12.3%
% of FP17s for the same patient ID Re-attending within 3 months - Adults	489	3,342	14.6%	15.2%	16.0%	16.7%
% of FP17s for the same patient ID Re-attending between 3 & 9 months - Children	910	1,430	63.6%	61.3%	58.8%	57.6%
% of FP17s for the same patient ID Re-attending between 3 & 9 months - Adults	1,946	3,342	58.2%	54.8%	51.2%	50.1%
% of FP17s for Band 1 Urgent Courses	202	4,487	4.5%	7.0%	8.0%	9.1%
% of FP17s Relating to Free Repair or Replacements	26	4,487	0.6%	0.8%	0.8%	0.8%
% of FP17s Relating to Continuations	104	4,487	2.3%	1.6%	1.2%	1.2%
% of Patients satisfied with the dentistry they have received	7	8	N/A	92.3%	92.7%	92.8%
% of Patients satisfied with the time they had to wait for an appointment	8	8	N/A	88.0%	89.1%	88.7%

\* This is based on patients treated on this contract for their most recent course of treatment. Figures in italics indicate the base number of FP17s or Patient Questionnaire responses are less than 100. N/A is shown where the base number of responses is less than 10 during the period. % is calculated as Quantity/Base number\*100

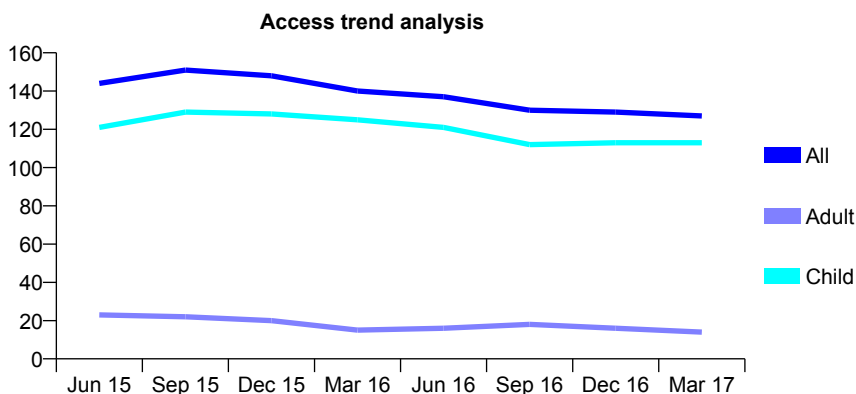
## Q55 - Vital Signs At a Glance Contract Report for 927864/0001 - Year end March 2017

Name or company name	MISS T RAJAH
Contract type name	GDS Contract
Purpose of contract	General
Contract start date	01/06/2010
Contract end date	

16/17 Contracted general activity (UDA)	283
Carry forward general activity (UDA)	0
16/17 Contracted orthodontic activity (UOA)	0
Carry forward orthodontic activity (UOA)	0
Baseline contract value	£8,591.11

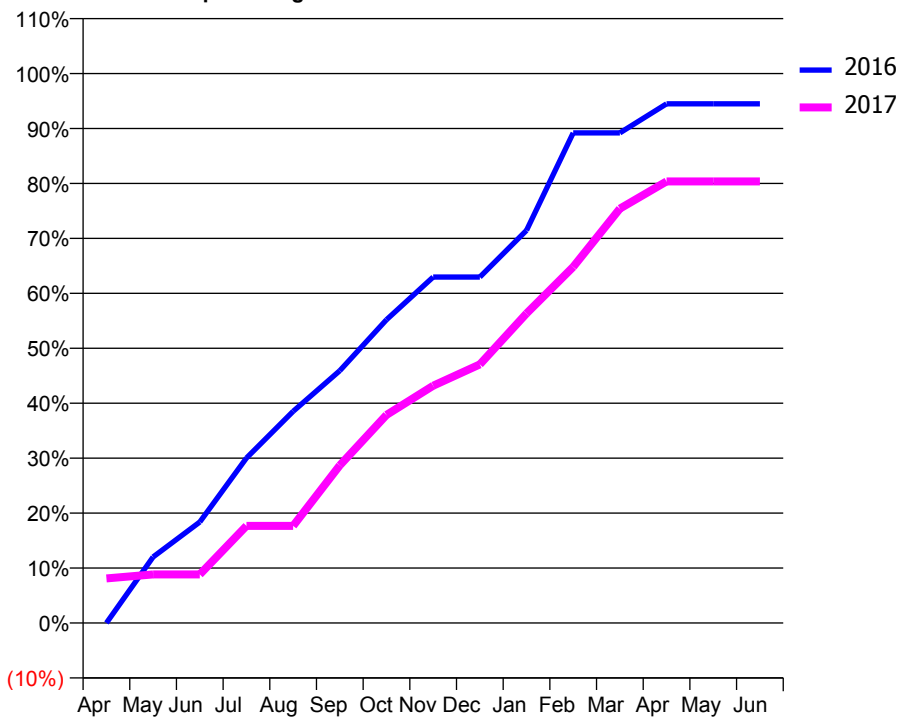
### ACCESS\*

Patients seen in 24 months	Total	Change since previous quarter
Quarter ending March 2016	140	
Quarter ending June 2016	137	↓
Quarter ending September 2016	130	↓
Quarter ending December 2016	129	→
Quarter ending March 2017	127	↓
<b>Variance since March 2016</b>	<b>(9.3%)</b>	<b>↓</b>



### ACTIVITY

Cumulative percentage of contracted UDA delivered 2016 & 2017



Month	Adjusted Scheduled Activity (UDA)	
	2016	2017
April	0	23
May	34	25
June	52	25
July	85	50
August	109	50
September	130	81
October	156	107
November	178	122
December	178	133
January	202	159
February	252	183
March	252	213
April	267	227
May	267	227
June	267	227

### QUALITY

	Quantity	Base Number	Contract	AT	Region	England
% of FP17s for the same patient ID Re-attending within 3 months - Children	15	196	7.7%	10.9%	12.0%	12.3%
% of FP17s for the same patient ID Re-attending within 3 months - Adults	0	6	0.0%	15.2%	16.0%	16.7%
% of FP17s for the same patient ID Re-attending between 3 & 9 months - Children	145	196	74.0%	61.3%	58.8%	57.6%
% of FP17s for the same patient ID Re-attending between 3 & 9 months - Adults	3	6	50.0%	54.8%	51.2%	50.1%
% of FP17s for Band 1 Urgent Courses	2	199	1.0%	7.0%	8.0%	9.1%
% of FP17s Relating to Free Repair or Replacements	0	199	0.0%	0.8%	0.8%	0.8%
% of FP17s Relating to Continuations	0	199	0.0%	1.6%	1.2%	1.2%
% of Patients satisfied with the dentistry they have received	0	0	N/A	92.3%	92.7%	92.8%
% of Patients satisfied with the time they had to wait for an appointment	0	0	N/A	88.0%	89.1%	88.7%

\* This is based on patients treated on this contract for their most recent course of treatment. Figures in italics indicate the base number of FP17s or Patient Questionnaire responses are less than 100. N/A is shown where the base number of responses is less than 10 during the period. % is calculated as Quantity/Base number\*100

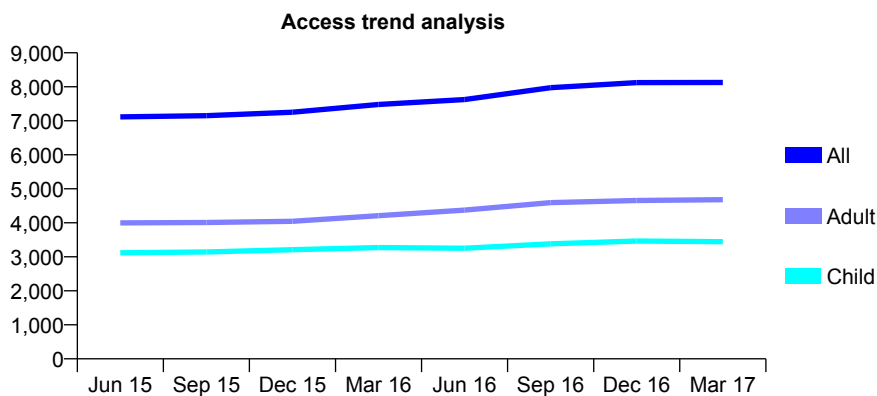
## Q55 - Vital Signs At a Glance Contract Report for 931136/0001 - Year end March 2017

Name or company name	MR TJ MALHI
Contract type name	GDS Contract
Purpose of contract	General and Orthodontic
Contract start date	01/04/2006
Contract end date	

16/17 Contracted general activity (UDA)	28,031
Carry forward general activity (UDA)	-206
16/17 Contracted orthodontic activity (UOA)	521
Carry forward orthodontic activity (UOA)	-2
Baseline contract value	£708,874.42

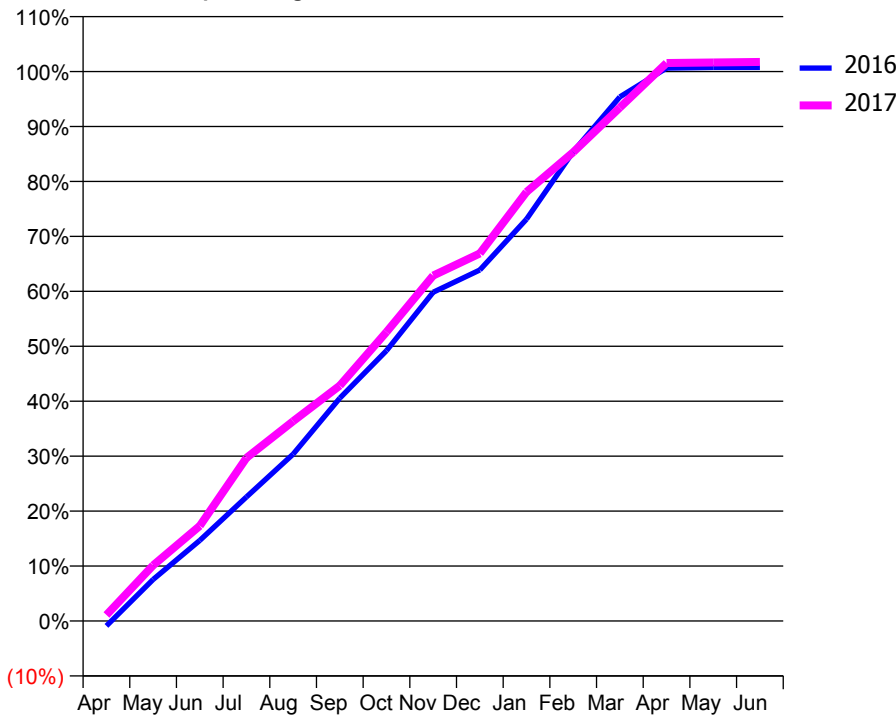
### ACCESS\*

Patients seen in 24 months	Total	Change since previous quarter
Quarter ending March 2016	7,481	
Quarter ending June 2016	7,625	→
Quarter ending September 2016	7,976	↑
Quarter ending December 2016	8,122	→
Quarter ending March 2017	8,127	→
<b>Variance since March 2016</b>	<b>8.6%</b>	<b>↑</b>



### ACTIVITY

Cumulative percentage of contracted UDA delivered 2016 & 2017



Month	Adjusted Scheduled Activity (UDA)	
	2016	2017
April	-254	309
May	2,120	2,840
June	4,112	4,853
July	6,329	8,324
August	8,511	10,194
September	11,368	12,011
October	13,790	14,743
November	16,773	17,620
December	17,908	18,747
January	20,501	21,887
February	23,941	23,911
March	26,735	26,193
April	28,204	28,467
May	28,242	28,493
June	28,237	28,521

### QUALITY

	Quantity	Base Number	Contract	AT	Region	England
% of FP17s for the same patient ID Re-attending within 3 months - Children	535	5,879	9.1%	10.9%	12.0%	12.3%
% of FP17s for the same patient ID Re-attending within 3 months - Adults	1,137	6,654	17.1%	15.2%	16.0%	16.7%
% of FP17s for the same patient ID Re-attending between 3 & 9 months - Children	3,722	5,879	63.3%	61.3%	58.8%	57.6%
% of FP17s for the same patient ID Re-attending between 3 & 9 months - Adults	3,433	6,654	51.6%	54.8%	51.2%	50.1%
% of FP17s for Band 1 Urgent Courses	1,179	12,274	9.6%	7.0%	8.0%	9.1%
% of FP17s Relating to Free Repair or Replacements	46	12,274	0.4%	0.8%	0.8%	0.8%
% of FP17s Relating to Continuations	29	12,274	0.2%	1.6%	1.2%	1.2%
% of Patients satisfied with the dentistry they have received	28	31	90.3%	92.3%	92.7%	92.8%
% of Patients satisfied with the time they had to wait for an appointment	24	31	77.4%	88.0%	89.1%	88.7%

\* This is based on patients treated on this contract for their most recent course of treatment. Figures in italics indicate the base number of FP17s or Patient Questionnaire responses are less than 100. N/A is shown where the base number of responses is less than 10 during the period. % is calculated as Quantity/Base number\*100

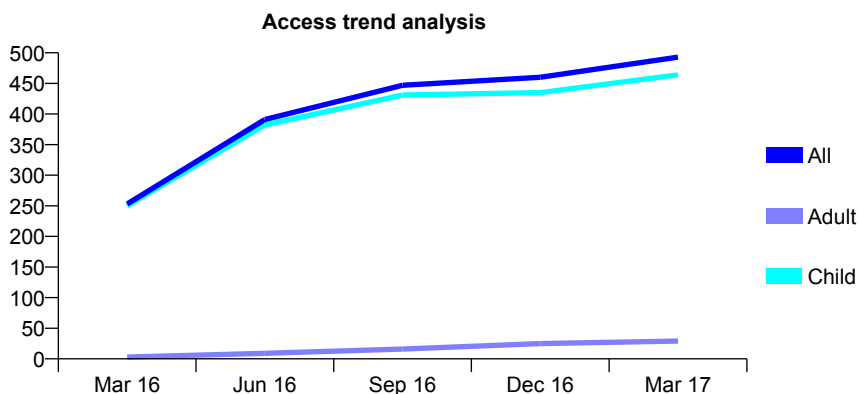
## Q55 - Vital Signs At a Glance Contract Report for 939560/0001 - Year end March 2017

Name or company name	MR DJ ALLEN
Contract type name	GDS Contract
Purpose of contract	General
Contract start date	01/11/2015
Contract end date	

16/17 Contracted general activity (UDA)	1,112
Carry forward general activity (UDA)	0
16/17 Contracted orthodontic activity (UOA)	0
Carry forward orthodontic activity (UOA)	0
Baseline contract value	£26,905.59

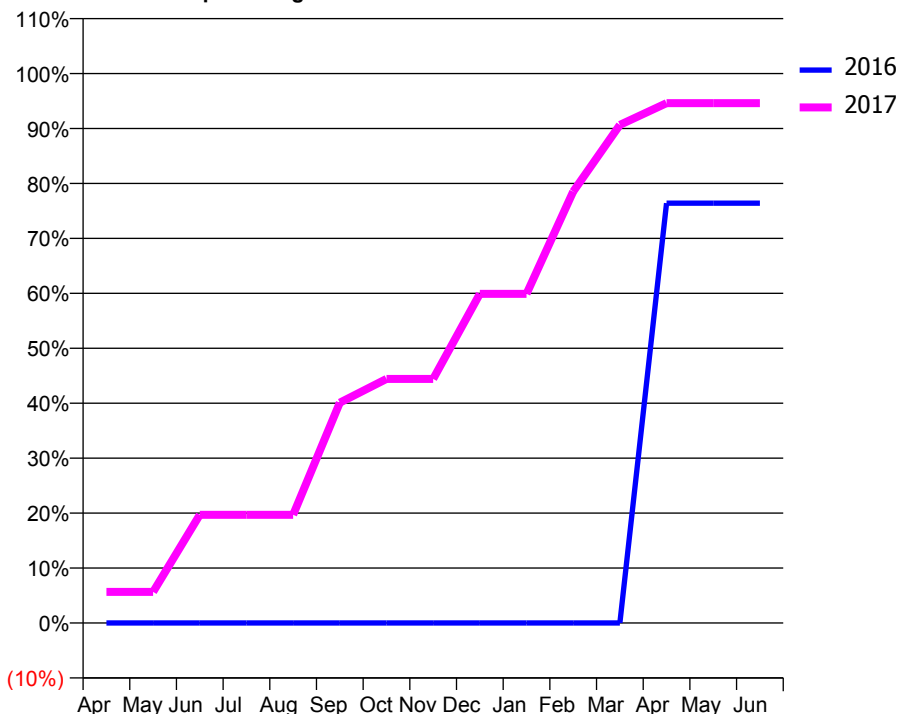
### ACCESS\*

Patients seen in 24 months	Total	Change since previous quarter
Quarter ending March 2016	253	
Quarter ending June 2016	391	↑
Quarter ending September 2016	447	↑
Quarter ending December 2016	460	↑
Quarter ending March 2017	493	↑
<b>Variance since March 2016</b>	<b>94.9%</b>	<b>↑</b>



### ACTIVITY

Cumulative percentage of contracted UDA delivered 2016 & 2017



Adjusted Scheduled Activity (UDA)

Month	2016	2017
April	0	63
May	0	63
June	0	219
July	0	219
August	0	219
September	0	446
October	0	494
November	0	494
December	0	666
January	0	666
February	0	873
March	0	1,008
April	353	1,052
May	353	1,052
June	353	1,052

### QUALITY

	Quantity	Base Number	Contract	AT	Region	England
% of FP17s for the same patient ID Re-attending within 3 months - Children	32	1,048	3.1%	10.9%	12.0%	12.3%
% of FP17s for the same patient ID Re-attending within 3 months - Adults	0	0	N/A	15.2%	16.0%	16.7%
% of FP17s for the same patient ID Re-attending between 3 & 9 months - Children	481	1,048	45.9%	61.3%	58.8%	57.6%
% of FP17s for the same patient ID Re-attending between 3 & 9 months - Adults	0	0	N/A	54.8%	51.2%	50.1%
% of FP17s for Band 1 Urgent Courses	0	813	0.0%	7.0%	8.0%	9.1%
% of FP17s Relating to Free Repair or Replacements	0	813	0.0%	0.8%	0.8%	0.8%
% of FP17s Relating to Continuations	10	813	1.2%	1.6%	1.2%	1.2%
% of Patients satisfied with the dentistry they have received	0	0	N/A	92.3%	92.7%	92.8%
% of Patients satisfied with the time they had to wait for an appointment	0	0	N/A	88.0%	89.1%	88.7%

\* This is based on patients treated on this contract for their most recent course of treatment. Figures in italics indicate the base number of FP17s or Patient Questionnaire responses are less than 100. N/A is shown where the base number of responses is less than 10 during the period. % is calculated as Quantity/Base number\*100

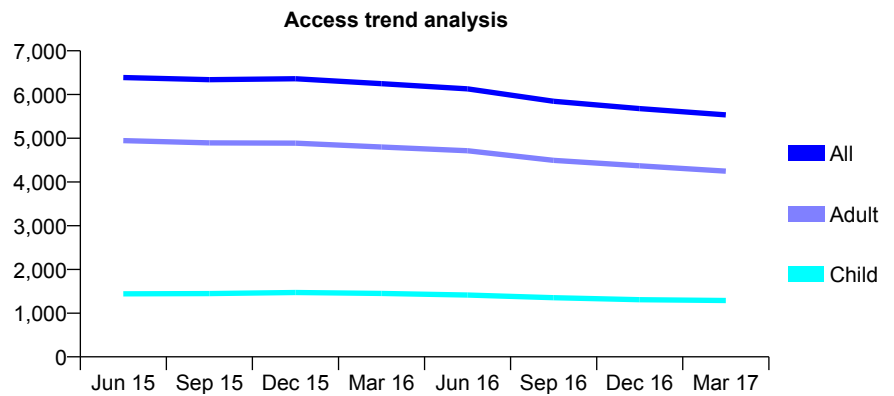
## Q55 - Vital Signs At a Glance Contract Report for 939692/0001 - Year end March 2017

Name or company name	MISS N FARZANFAR
Contract type name	GDS Contract
Purpose of contract	General
Contract start date	01/04/2006
Contract end date	

16/17 Contracted general activity (UDA)	20,000
Carry forward general activity (UDA)	0
16/17 Contracted orthodontic activity (UOA)	0
Carry forward orthodontic activity (UOA)	0
Baseline contract value	£528,126.44

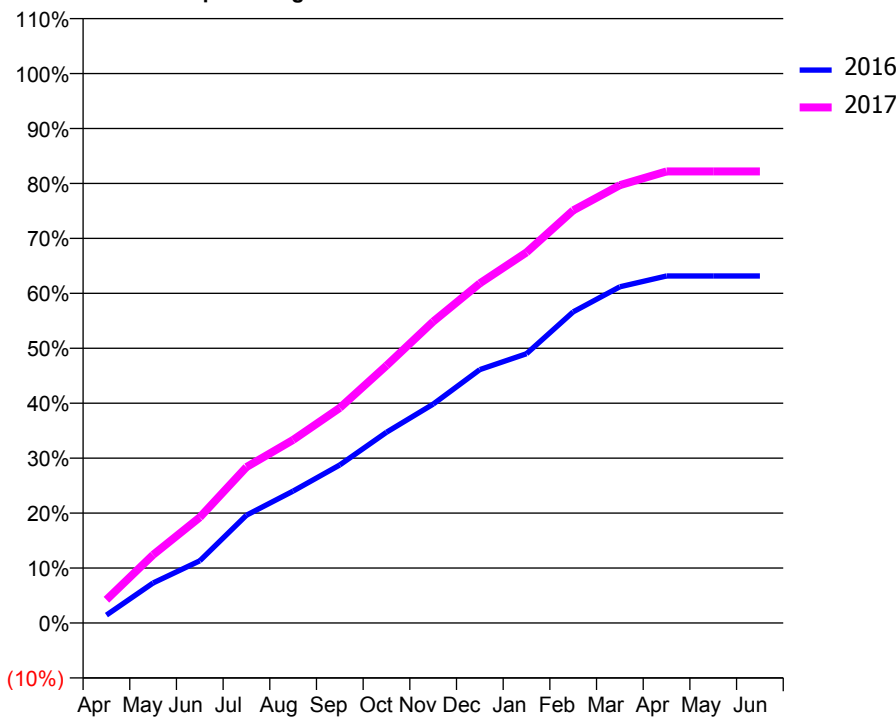
### ACCESS\*

Patients seen in 24 months	Total	Change since previous quarter
Quarter ending March 2016	6,249	
Quarter ending June 2016	6,128	↓
Quarter ending September 2016	5,846	↓
Quarter ending December 2016	5,678	↓
Quarter ending March 2017	5,535	↓
<b>Variance since March 2016</b>	<b>(11.4%)</b>	<b>↓</b>



### ACTIVITY

Cumulative percentage of contracted UDA delivered 2016 & 2017



Month	Adjusted Scheduled Activity (UDA)	
	2016	2017
April	290	846
May	1,458	2,483
June	2,265	3,845
July	3,926	5,677
August	4,800	6,668
September	5,756	7,831
October	6,941	9,368
November	7,968	10,973
December	9,223	12,364
January	9,799	13,492
February	11,324	15,018
March	12,240	15,936
April	12,629	16,436
May	12,633	16,436
June	12,633	16,437

### QUALITY

	Quantity	Base Number	Contract	AT	Region	England
% of FP17s for the same patient ID Re-attending within 3 months - Children	174	1,992	8.7%	10.9%	12.0%	12.3%
% of FP17s for the same patient ID Re-attending within 3 months - Adults	1,181	5,956	19.8%	15.2%	16.0%	16.7%
% of FP17s for the same patient ID Re-attending between 3 & 9 months - Children	1,306	1,992	65.6%	61.3%	58.8%	57.6%
% of FP17s for the same patient ID Re-attending between 3 & 9 months - Adults	2,258	5,956	37.9%	54.8%	51.2%	50.1%
% of FP17s for Band 1 Urgent Courses	846	7,919	10.7%	7.0%	8.0%	9.1%
% of FP17s Relating to Free Repair or Replacements	13	7,919	0.2%	0.8%	0.8%	0.8%
% of FP17s Relating to Continuations	204	7,919	2.6%	1.6%	1.2%	1.2%
% of Patients satisfied with the dentistry they have received	14	14	100.0%	92.3%	92.7%	92.8%
% of Patients satisfied with the time they had to wait for an appointment	14	14	100.0%	88.0%	89.1%	88.7%

\* This is based on patients treated on this contract for their most recent course of treatment. Figures in italics indicate the base number of FP17s or Patient Questionnaire responses are less than 100. N/A is shown where the base number of responses is less than 10 during the period. % is calculated as Quantity/Base number\*100

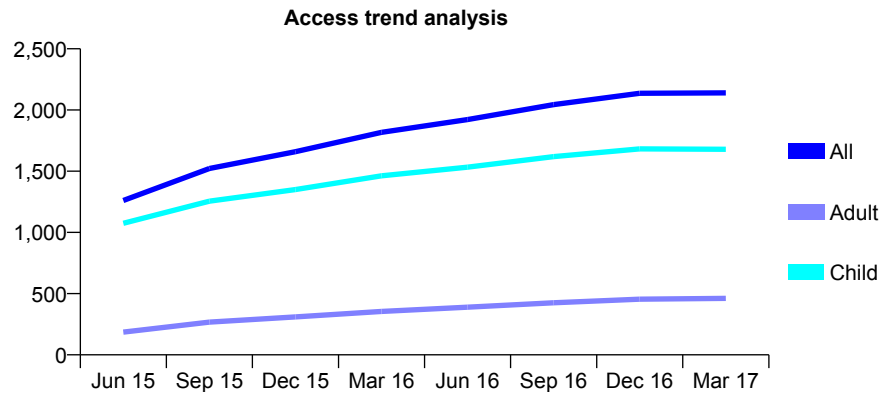
## Q55 - Vital Signs At a Glance Contract Report for 942391/0001 - Year end March 2017

Name or company name	MR A MAHMOOD
Contract type name	GDS Contract
Purpose of contract	General
Contract start date	20/08/2014
Contract end date	

16/17 Contracted general activity (UDA)	5,071
Carry forward general activity (UDA)	-79
16/17 Contracted orthodontic activity (UOA)	0
Carry forward orthodontic activity (UOA)	0
Baseline contract value	£116,775.29

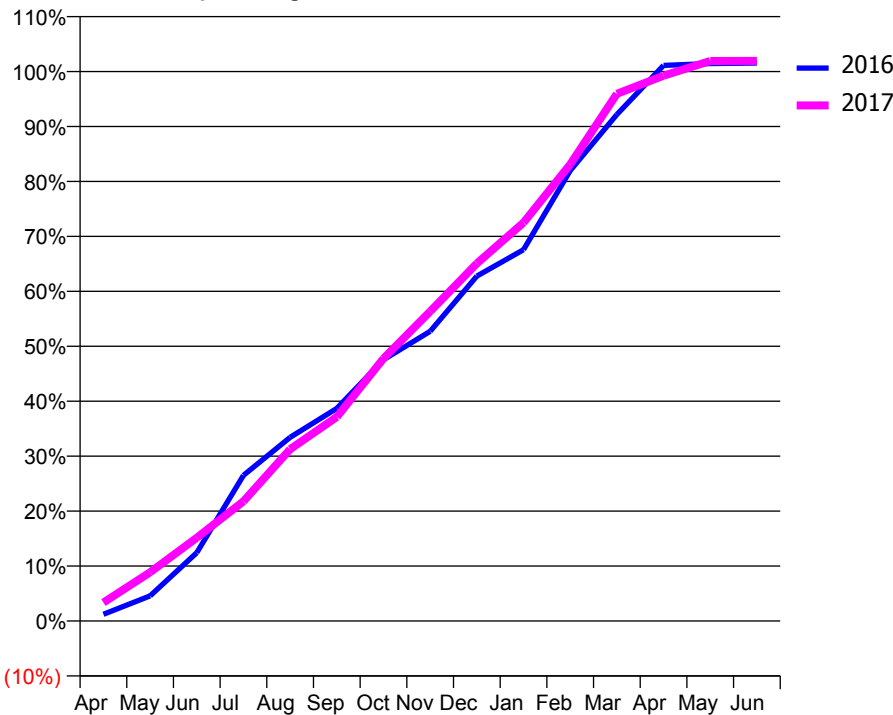
### ACCESS\*

Patients seen in 24 months	Total	Change since previous quarter
Quarter ending March 2016	1,817	
Quarter ending June 2016	1,922	↑
Quarter ending September 2016	2,044	↑
Quarter ending December 2016	2,137	↑
Quarter ending March 2017	2,140	→
<b>Variance since March 2016</b>	<b>17.8%</b>	<b>↑</b>



### ACTIVITY

Cumulative percentage of contracted UDA delivered 2016 & 2017



Month	Adjusted Scheduled Activity (UDA)	
	2016	2017
April	62	171
May	232	450
June	631	768
July	1,344	1,104
August	1,696	1,586
September	1,963	1,883
October	2,411	2,423
November	2,673	2,857
December	3,183	3,300
January	3,426	3,676
February	4,156	4,214
March	4,674	4,865
April	5,127	5,033
May	5,145	5,168
June	5,150	5,169

### QUALITY

	Quantity	Base Number	Contract	AT	Region	England
% of FP17s for the same patient ID Re-attending within 3 months - Children	156	2,408	6.5%	10.9%	12.0%	12.3%
% of FP17s for the same patient ID Re-attending within 3 months - Adults	33	366	9.0%	15.2%	16.0%	16.7%
% of FP17s for the same patient ID Re-attending between 3 & 9 months - Children	1,347	2,408	55.9%	61.3%	58.8%	57.6%
% of FP17s for the same patient ID Re-attending between 3 & 9 months - Adults	196	366	53.6%	54.8%	51.2%	50.1%
% of FP17s for Band 1 Urgent Courses	106	2,707	3.9%	7.0%	8.0%	9.1%
% of FP17s Relating to Free Repair or Replacements	6	2,707	0.2%	0.8%	0.8%	0.8%
% of FP17s Relating to Continuations	0	2,707	0.0%	1.6%	1.2%	1.2%
% of Patients satisfied with the dentistry they have received	2	2	N/A	92.3%	92.7%	92.8%
% of Patients satisfied with the time they had to wait for an appointment	1	2	N/A	88.0%	89.1%	88.7%

\* This is based on patients treated on this contract for their most recent course of treatment. Figures in italics indicate the base number of FP17s or Patient Questionnaire responses are less than 100. N/A is shown where the base number of responses is less than 10 during the period. % is calculated as Quantity/Base number\*100

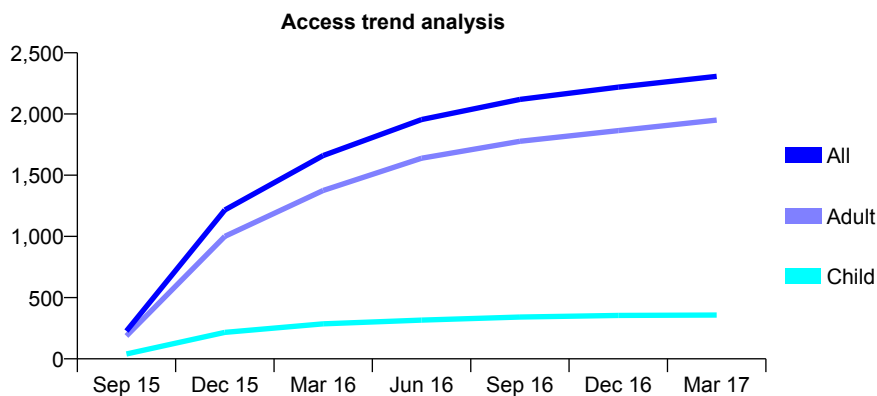
## Q55 - Vital Signs At a Glance Contract Report for 944785/0003 - Year end March 2017

Name or company name	MR MJ O'GRADY
Contract type name	GDS Contract
Purpose of contract	General
Contract start date	01/09/2015
Contract end date	

16/17 Contracted general activity (UDA)	7,739
Carry forward general activity (UDA)	0
16/17 Contracted orthodontic activity (UOA)	0
Carry forward orthodontic activity (UOA)	0
Baseline contract value	£186,366.04

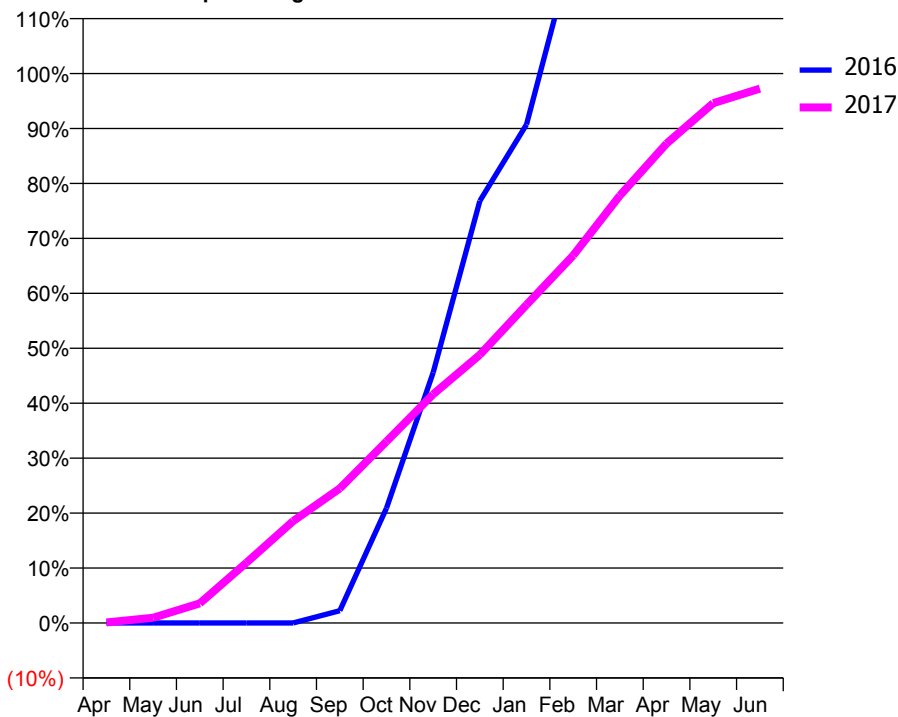
### ACCESS\*

Patients seen in 24 months	Total	Change since previous quarter
Quarter ending March 2016	1,661	
Quarter ending June 2016	1,955	↑
Quarter ending September 2016	2,119	↑
Quarter ending December 2016	2,219	↑
Quarter ending March 2017	2,308	↑
<b>Variance since March 2016</b>	<b>39.0%</b>	<b>↑</b>



### ACTIVITY

Cumulative percentage of contracted UDA delivered 2016 & 2017



Month	Adjusted Scheduled Activity (UDA)	
	2016	2017
April	0	8
May	0	74
June	0	277
July	0	850
August	0	1,436
September	59	1,895
October	547	2,557
November	1,192	3,223
December	2,010	3,778
January	2,374	4,481
February	3,212	5,177
March	3,308	6,020
April	3,940	6,753
May	4,462	7,321
June	4,785	7,527

### QUALITY

	Quantity	Base Number	Contract	AT	Region	England
% of FP17s for the same patient ID Re-attending within 3 months - Children	27	581	4.6%	10.9%	12.0%	12.3%
% of FP17s for the same patient ID Re-attending within 3 months - Adults	311	3,136	9.9%	15.2%	16.0%	16.7%
% of FP17s for the same patient ID Re-attending between 3 & 9 months - Children	337	581	58.0%	61.3%	58.8%	57.6%
% of FP17s for the same patient ID Re-attending between 3 & 9 months - Adults	1,828	3,136	58.3%	54.8%	51.2%	50.1%
% of FP17s for Band 1 Urgent Courses	180	3,561	5.1%	7.0%	8.0%	9.1%
% of FP17s Relating to Free Repair or Replacements	87	3,561	2.4%	0.8%	0.8%	0.8%
% of FP17s Relating to Continuations	24	3,561	0.7%	1.6%	1.2%	1.2%
% of Patients satisfied with the dentistry they have received	3	3	N/A	92.3%	92.7%	92.8%
% of Patients satisfied with the time they had to wait for an appointment	1	3	N/A	88.0%	89.1%	88.7%

\* This is based on patients treated on this contract for their most recent course of treatment. Figures in italics indicate the base number of FP17s or Patient Questionnaire responses are less than 100. N/A is shown where the base number of responses is less than 10 during the period. % is calculated as Quantity/Base number\*100



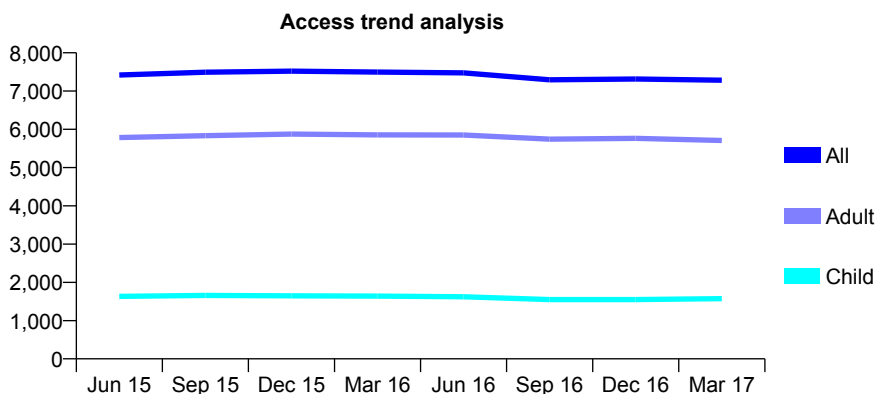
## Q55 - Vital Signs At a Glance Contract Report for 946222/0001 - Year end March 2017

Name or company name	MR G BAHARVAND
Contract type name	GDS Contract
Purpose of contract	General
Contract start date	01/04/2006
Contract end date	

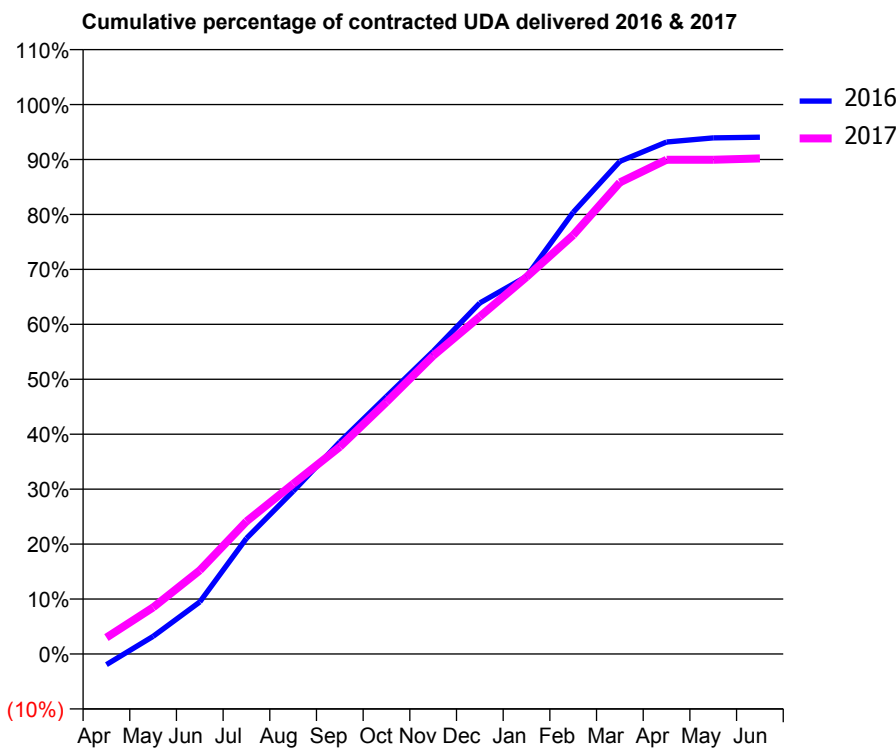
16/17 Contracted general activity (UDA)	22,590
Carry forward general activity (UDA)	0
16/17 Contracted orthodontic activity (UOA)	0
Carry forward orthodontic activity (UOA)	0
Baseline contract value	£521,657.61

### ACCESS\*

Patients seen in 24 months	Total	Change since previous quarter
Quarter ending March 2016	7,495	
Quarter ending June 2016	7,474	→
Quarter ending September 2016	7,293	↓
Quarter ending December 2016	7,314	→
Quarter ending March 2017	7,283	→
<b>Variance since March 2016</b>	<b>(2.8%)</b>	<b>↓</b>



### ACTIVITY



Month	Adjusted Scheduled Activity (UDA)	
	2016	2017
April	-440	677
May	724	1,918
June	2,143	3,440
July	4,754	5,451
August	6,688	6,992
September	8,717	8,518
October	10,590	10,359
November	12,445	12,260
December	14,429	13,871
January	15,522	15,500
February	18,156	17,220
March	20,253	19,384
April	21,048	20,320
May	21,220	20,318
June	21,247	20,372

### QUALITY

	Quantity	Base Number	Contract	AT	Region	England
% of FP17s for the same patient ID Re-attending within 3 months - Children	102	1,958	5.2%	10.9%	12.0%	12.3%
% of FP17s for the same patient ID Re-attending within 3 months - Adults	736	7,077	10.4%	15.2%	16.0%	16.7%
% of FP17s for the same patient ID Re-attending between 3 & 9 months - Children	1,047	1,958	53.5%	61.3%	58.8%	57.6%
% of FP17s for the same patient ID Re-attending between 3 & 9 months - Adults	4,043	7,077	57.1%	54.8%	51.2%	50.1%
% of FP17s for Band 1 Urgent Courses	273	9,042	3.0%	7.0%	8.0%	9.1%
% of FP17s Relating to Free Repair or Replacements	54	9,042	0.6%	0.8%	0.8%	0.8%
% of FP17s Relating to Continuations	134	9,042	1.5%	1.6%	1.2%	1.2%
% of Patients satisfied with the dentistry they have received	22	24	91.7%	92.3%	92.7%	92.8%
% of Patients satisfied with the time they had to wait for an appointment	23	24	95.8%	88.0%	89.1%	88.7%

\* This is based on patients treated on this contract for their most recent course of treatment. Figures in italics indicate the base number of FP17s or Patient Questionnaire responses are less than 100. N/A is shown where the base number of responses is less than 10 during the period. % is calculated as Quantity/Base number\*100

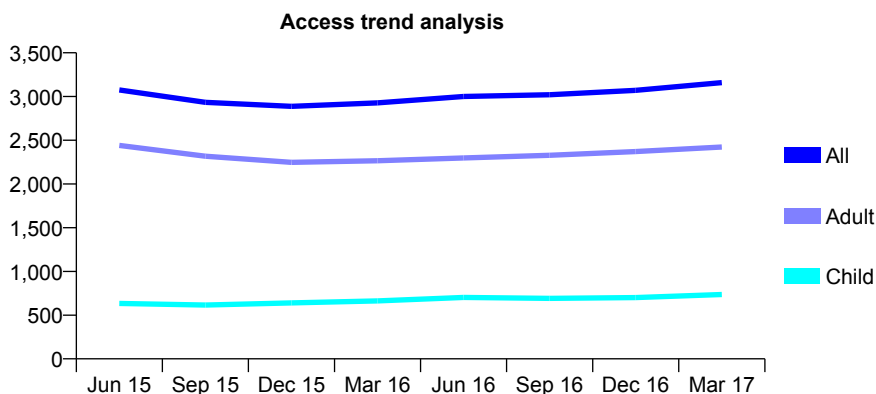
## Q55 - Vital Signs At a Glance Contract Report for 950432/0001 - Year end March 2017

Name or company name	MR N NAMIN
Contract type name	GDS Contract
Purpose of contract	General
Contract start date	01/01/2007
Contract end date	

16/17 Contracted general activity (UDA)	16,876
Carry forward general activity (UDA)	0
16/17 Contracted orthodontic activity (UOA)	0
Carry forward orthodontic activity (UOA)	0
Baseline contract value	£415,835.04

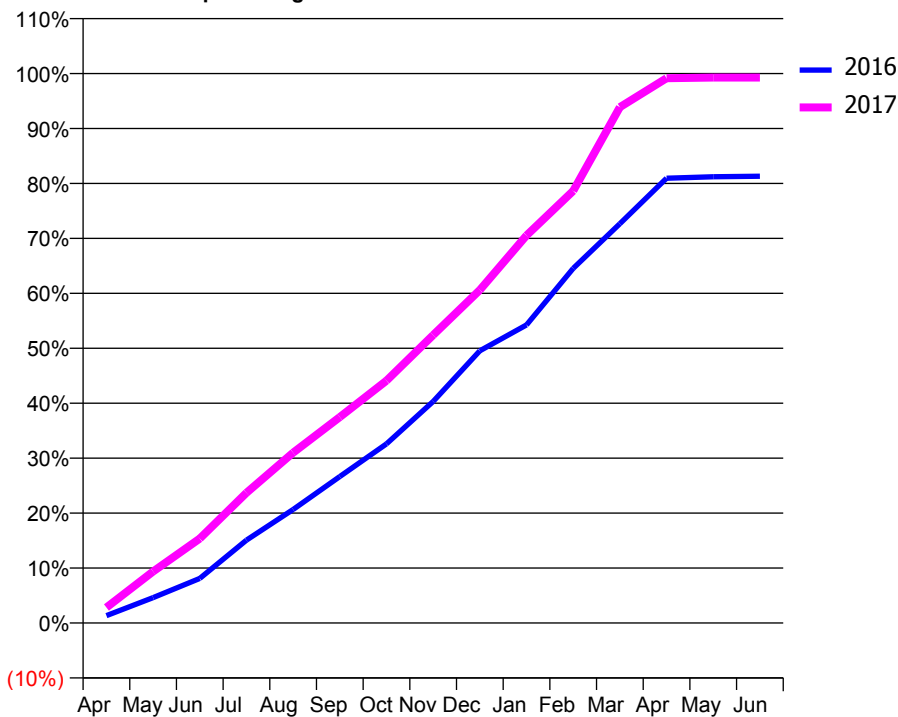
### ACCESS\*

Patients seen in 24 months	Total	Change since previous quarter
Quarter ending March 2016	2,928	
Quarter ending June 2016	3,000	↑
Quarter ending September 2016	3,020	→
Quarter ending December 2016	3,071	→
Quarter ending March 2017	3,159	↑
<b>Variance since March 2016</b>	<b>7.9%</b>	<b>↑</b>



### ACTIVITY

Cumulative percentage of contracted UDA delivered 2016 & 2017



Month	Adjusted Scheduled Activity (UDA)	
	2016	2017
April	228	477
May	779	1,582
June	1,370	2,595
July	2,544	4,001
August	3,486	5,233
September	4,498	6,327
October	5,504	7,445
November	6,806	8,843
December	8,361	10,229
January	9,157	11,903
February	10,890	13,272
March	12,265	15,843
April	13,660	16,730
May	13,707	16,754
June	13,721	16,754

### QUALITY

	Quantity	Base Number	Contract	AT	Region	England
% of FP17s for the same patient ID Re-attending within 3 months - Children	120	1,433	8.4%	10.9%	12.0%	12.3%
% of FP17s for the same patient ID Re-attending within 3 months - Adults	967	4,842	20.0%	15.2%	16.0%	16.7%
% of FP17s for the same patient ID Re-attending between 3 & 9 months - Children	968	1,433	67.6%	61.3%	58.8%	57.6%
% of FP17s for the same patient ID Re-attending between 3 & 9 months - Adults	2,869	4,842	59.3%	54.8%	51.2%	50.1%
% of FP17s for Band 1 Urgent Courses	993	6,199	16.0%	7.0%	8.0%	9.1%
% of FP17s Relating to Free Repair or Replacements	27	6,199	0.4%	0.8%	0.8%	0.8%
% of FP17s Relating to Continuations	138	6,199	2.2%	1.6%	1.2%	1.2%
% of Patients satisfied with the dentistry they have received	82	87	94.3%	92.3%	92.7%	92.8%
% of Patients satisfied with the time they had to wait for an appointment	78	87	89.7%	88.0%	89.1%	88.7%

\* This is based on patients treated on this contract for their most recent course of treatment. Figures in italics indicate the base number of FP17s or Patient Questionnaire responses are less than 100. N/A is shown where the base number of responses is less than 10 during the period. % is calculated as Quantity/Base number\*100

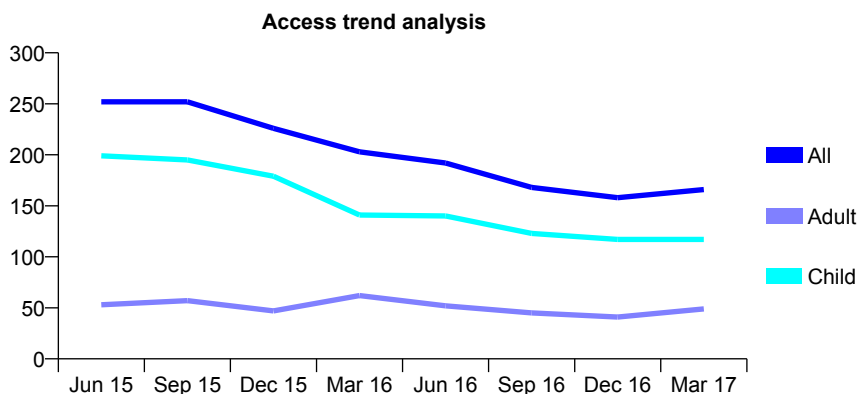
## Q55 - Vital Signs At a Glance Contract Report for 959901/0001 - Year end March 2017

Name or company name	MRS AE RITTIG
Contract type name	GDS Contract
Purpose of contract	General and Orthodontic
Contract start date	01/04/2006
Contract end date	

16/17 Contracted general activity (UDA)	369
Carry forward general activity (UDA)	3
16/17 Contracted orthodontic activity (UOA)	3,233
Carry forward orthodontic activity (UOA)	-55
Baseline contract value	£228,443.13

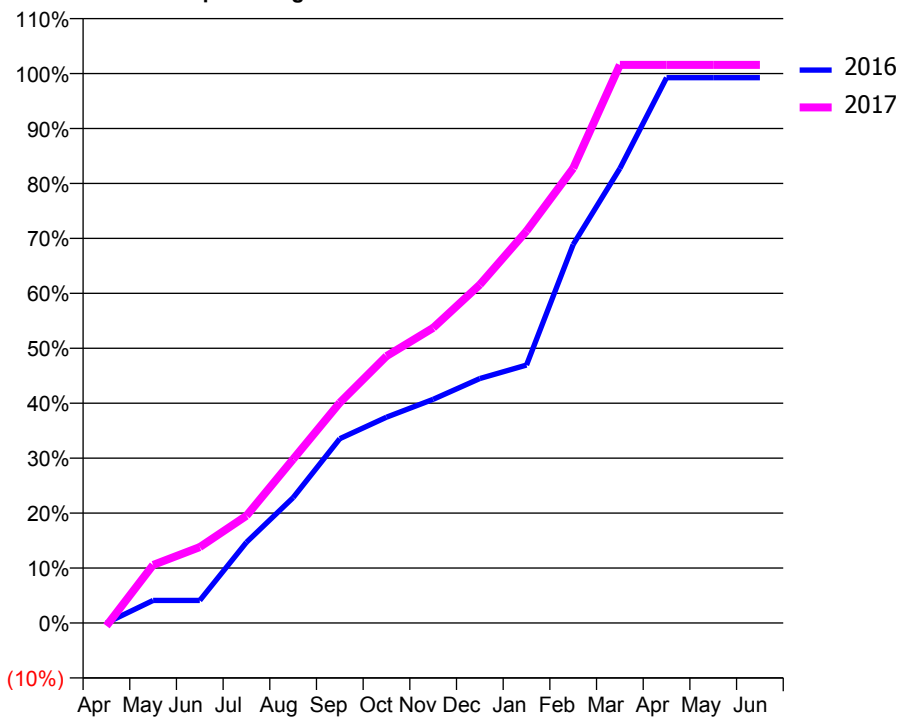
### ACCESS\*

Patients seen in 24 months	Total	Change since previous quarter
Quarter ending March 2016	203	
Quarter ending June 2016	192	↓
Quarter ending September 2016	168	↓
Quarter ending December 2016	158	↓
Quarter ending March 2017	166	↑
<b>Variance since March 2016</b>	<b>(18.2%)</b>	<b>↓</b>



### ACTIVITY

Cumulative percentage of contracted UDA delivered 2016 & 2017



Month	Adjusted Scheduled Activity (UDA)	
	2016	2017
April	0	-2
May	15	39
June	15	51
July	54	72
August	84	110
September	124	148
October	138	179
November	150	198
December	164	227
January	173	263
February	254	305
March	305	375
April	366	375
May	366	375
June	366	375

### QUALITY

	Quantity	Base Number	Contract	AT	Region	England
% of FP17s for the same patient ID Re-attending within 3 months - Children	39	375	10.4%	10.9%	12.0%	12.3%
% of FP17s for the same patient ID Re-attending within 3 months - Adults	7	55	12.7%	15.2%	16.0%	16.7%
% of FP17s for the same patient ID Re-attending between 3 & 9 months - Children	83	375	22.1%	61.3%	58.8%	57.6%
% of FP17s for the same patient ID Re-attending between 3 & 9 months - Adults	18	55	32.7%	54.8%	51.2%	50.1%
% of FP17s for Band 1 Urgent Courses	4	179	2.2%	7.0%	8.0%	9.1%
% of FP17s Relating to Free Repair or Replacements	0	179	0.0%	0.8%	0.8%	0.8%
% of FP17s Relating to Continuations	6	179	3.4%	1.6%	1.2%	1.2%
% of Patients satisfied with the dentistry they have received	0	0	N/A	92.3%	92.7%	92.8%
% of Patients satisfied with the time they had to wait for an appointment	0	0	N/A	88.0%	89.1%	88.7%

\* This is based on patients treated on this contract for their most recent course of treatment. Figures in italics indicate the base number of FP17s or Patient Questionnaire responses are less than 100. N/A is shown where the base number of responses is less than 10 during the period. % is calculated as Quantity/Base number\*100

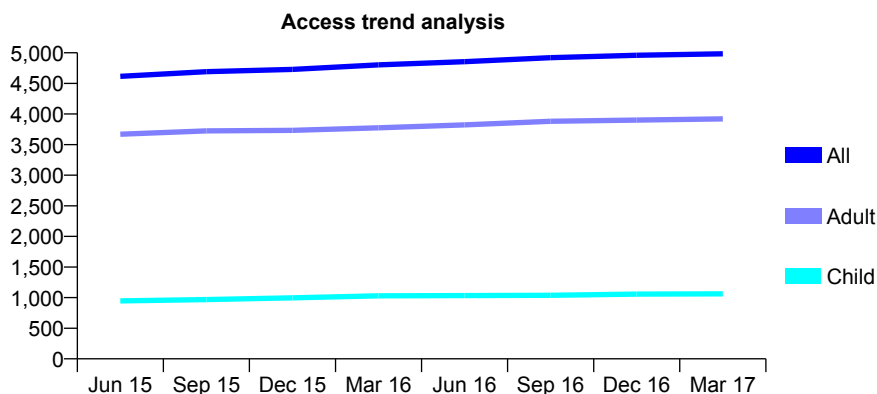
## Q55 - Vital Signs At a Glance Contract Report for 960764/0002 - Year end March 2017

Name or company name	MR SS CHITA
Contract type name	GDS Contract
Purpose of contract	General
Contract start date	05/01/2009
Contract end date	

16/17 Contracted general activity (UDA)	14,780
Carry forward general activity (UDA)	199
16/17 Contracted orthodontic activity (UOA)	0
Carry forward orthodontic activity (UOA)	0
Baseline contract value	£354,436.29

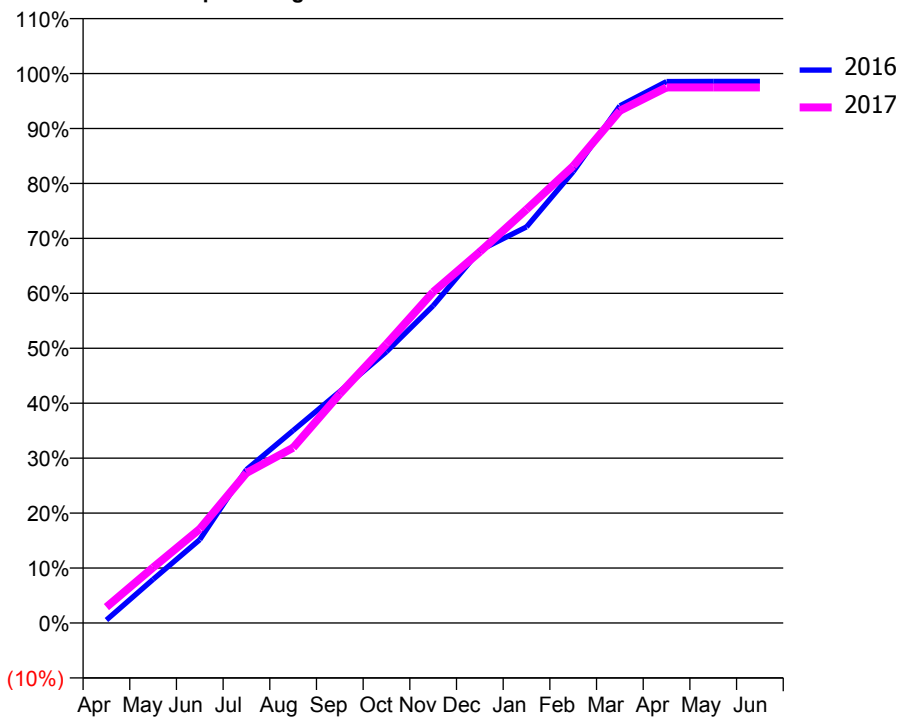
### ACCESS\*

Patients seen in 24 months	Total	Change since previous quarter
Quarter ending March 2016	4,803	
Quarter ending June 2016	4,856	→
Quarter ending September 2016	4,920	→
Quarter ending December 2016	4,959	→
Quarter ending March 2017	4,983	→
<b>Variance since March 2016</b>	<b>3.7%</b>	<b>↑</b>



### ACTIVITY

Cumulative percentage of contracted UDA delivered 2016 & 2017



Adjusted Scheduled Activity (UDA)

Month	2016	2017
April	75	429
May	1,096	1,494
June	2,093	2,530
July	3,847	4,036
August	4,829	4,714
September	5,807	6,165
October	6,803	7,503
November	7,956	8,905
December	9,346	9,984
January	9,935	11,122
February	11,317	12,290
March	12,970	13,779
April	13,580	14,404
May	13,581	14,404
June	13,581	14,405

### QUALITY

	Quantity	Base Number	Contract	AT	Region	England
% of FP17s for the same patient ID Re-attending within 3 months - Children	108	1,731	6.2%	10.9%	12.0%	12.3%
% of FP17s for the same patient ID Re-attending within 3 months - Adults	1,024	6,556	15.6%	15.2%	16.0%	16.7%
% of FP17s for the same patient ID Re-attending between 3 & 9 months - Children	1,209	1,731	69.8%	61.3%	58.8%	57.6%
% of FP17s for the same patient ID Re-attending between 3 & 9 months - Adults	4,228	6,556	64.5%	54.8%	51.2%	50.1%
% of FP17s for Band 1 Urgent Courses	623	8,320	7.5%	7.0%	8.0%	9.1%
% of FP17s Relating to Free Repair or Replacements	116	8,320	1.4%	0.8%	0.8%	0.8%
% of FP17s Relating to Continuations	101	8,320	1.2%	1.6%	1.2%	1.2%
% of Patients satisfied with the dentistry they have received	19	23	82.6%	92.3%	92.7%	92.8%
% of Patients satisfied with the time they had to wait for an appointment	21	23	91.3%	88.0%	89.1%	88.7%

\* This is based on patients treated on this contract for their most recent course of treatment. Figures in italics indicate the base number of FP17s or Patient Questionnaire responses are less than 100. N/A is shown where the base number of responses is less than 10 during the period. % is calculated as Quantity/Base number\*100

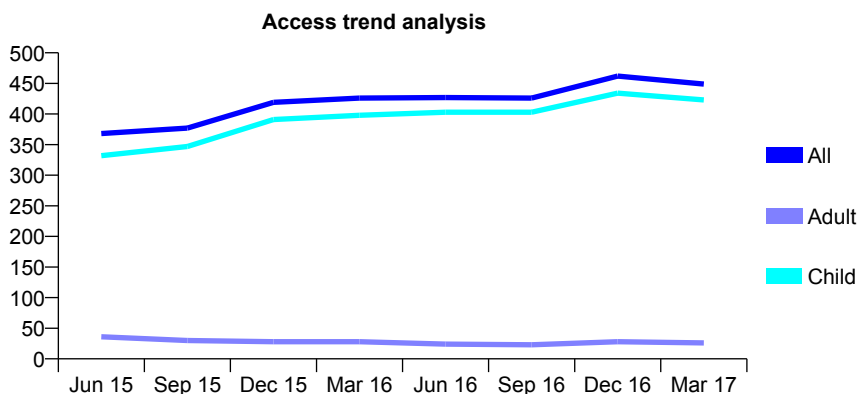
## Q55 - Vital Signs At a Glance Contract Report for 964778/0001 - Year end March 2017

Name or company name	MR KS MISSAN
Contract type name	GDS Contract
Purpose of contract	General
Contract start date	01/06/2010
Contract end date	

16/17 Contracted general activity (UDA)	950
Carry forward general activity (UDA)	-19
16/17 Contracted orthodontic activity (UOA)	0
Carry forward orthodontic activity (UOA)	0
Baseline contract value	£23,081.52

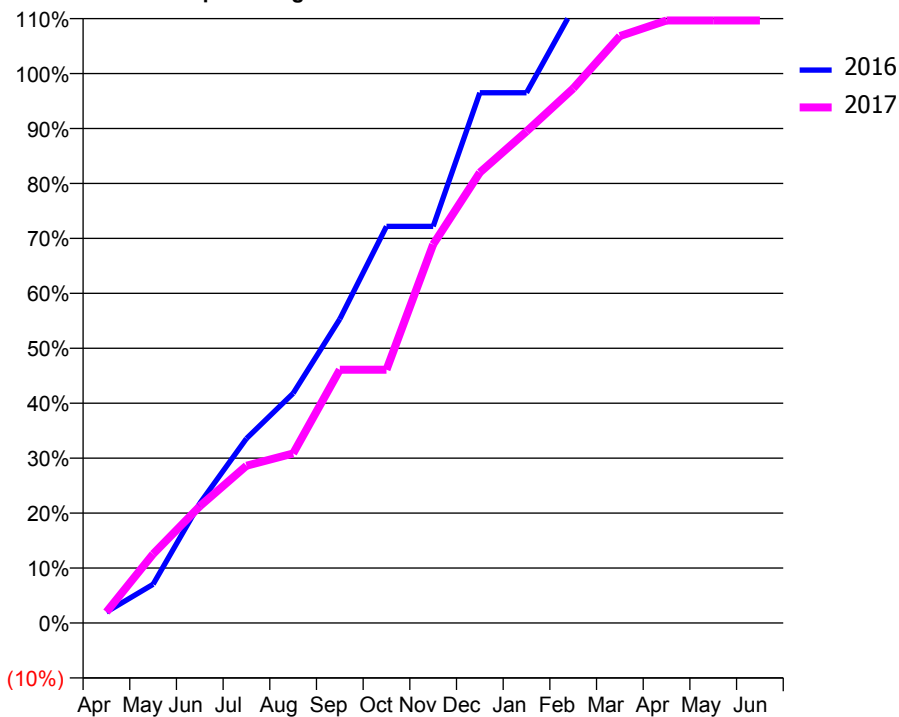
### ACCESS\*

Patients seen in 24 months	Total	Change since previous quarter
Quarter ending March 2016	426	
Quarter ending June 2016	427	→
Quarter ending September 2016	426	→
Quarter ending December 2016	462	↑
Quarter ending March 2017	449	↓
<b>Variance since March 2016</b>	5.4%	↑



### ACTIVITY

Cumulative percentage of contracted UDA delivered 2016 & 2017



Month	Adjusted Scheduled Activity (UDA)	
	2016	2017
April	19	19
May	67	119
June	207	202
July	319	272
August	397	293
September	526	438
October	686	438
November	686	655
December	917	779
January	917	850
February	1,062	924
March	1,118	1,015
April	1,130	1,042
May	1,130	1,042
June	1,130	1,042

### QUALITY

	Quantity	Base Number	Contract	AT	Region	England
% of FP17s for the same patient ID Re-attending within 3 months - Children	29	647	4.5%	10.9%	12.0%	12.3%
% of FP17s for the same patient ID Re-attending within 3 months - Adults	0	12	0.0%	15.2%	16.0%	16.7%
% of FP17s for the same patient ID Re-attending between 3 & 9 months - Children	435	647	67.2%	61.3%	58.8%	57.6%
% of FP17s for the same patient ID Re-attending between 3 & 9 months - Adults	9	12	75.0%	54.8%	51.2%	50.1%
% of FP17s for Band 1 Urgent Courses	18	672	2.7%	7.0%	8.0%	9.1%
% of FP17s Relating to Free Repair or Replacements	0	672	0.0%	0.8%	0.8%	0.8%
% of FP17s Relating to Continuations	0	672	0.0%	1.6%	1.2%	1.2%
% of Patients satisfied with the dentistry they have received	5	6	N/A	92.3%	92.7%	92.8%
% of Patients satisfied with the time they had to wait for an appointment	5	6	N/A	88.0%	89.1%	88.7%

\* This is based on patients treated on this contract for their most recent course of treatment. Figures in italics indicate the base number of FP17s or Patient Questionnaire responses are less than 100. N/A is shown where the base number of responses is less than 10 during the period. % is calculated as Quantity/Base number\*100

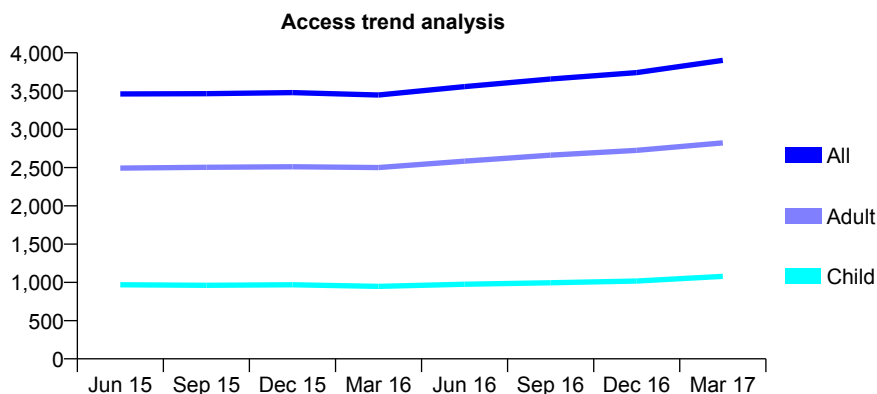
## Q55 - Vital Signs At a Glance Contract Report for 965855/0002 - Year end March 2017

Name or company name	MR S GIANNETOPOULOS
Contract type name	GDS Contract
Purpose of contract	General
Contract start date	01/03/2012
Contract end date	

16/17 Contracted general activity (UDA)	917
Carry forward general activity (UDA)	0
16/17 Contracted orthodontic activity (UOA)	0
Carry forward orthodontic activity (UOA)	0
Baseline contract value	£394,948.42

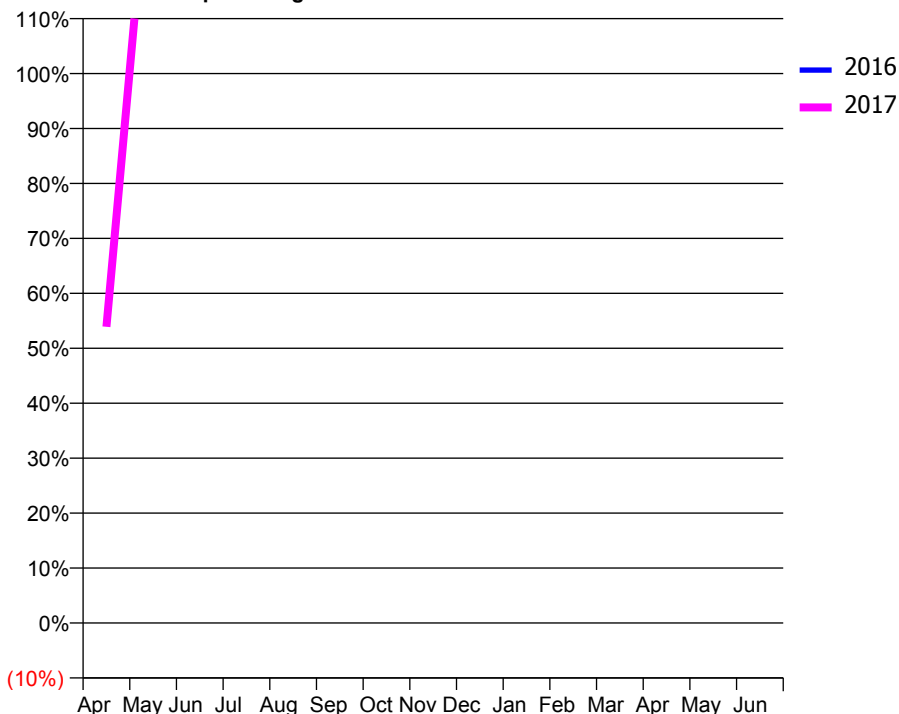
### ACCESS\*

Patients seen in 24 months	Total	Change since previous quarter
Quarter ending March 2016	3,449	
Quarter ending June 2016	3,559	↑
Quarter ending September 2016	3,658	↑
Quarter ending December 2016	3,742	↑
Quarter ending March 2017	3,901	↑
<b>Variance since March 2016</b>	<b>13.1%</b>	<b>↑</b>



### ACTIVITY

Cumulative percentage of contracted UDA delivered 2016 & 2017



Adjusted Scheduled Activity (UDA)

Month	2016	2017
April	62	494
May	505	1,348
June	1,091	2,051
July	2,129	3,137
August	2,558	3,703
September	3,195	4,747
October	3,877	5,621
November	4,588	6,729
December	5,434	7,208
January	5,994	7,756
February	6,466	8,506
March	6,739	9,427
April	7,783	10,081
May	7,795	10,084
June	7,797	10,087

### QUALITY

	Quantity	Base Number	Contract	AT	Region	England
% of FP17s for the same patient ID Re-attending within 3 months - Children	97	1,664	5.8%	10.9%	12.0%	12.3%
% of FP17s for the same patient ID Re-attending within 3 months - Adults	398	4,309	9.2%	15.2%	16.0%	16.7%
% of FP17s for the same patient ID Re-attending between 3 & 9 months - Children	1,003	1,664	60.3%	61.3%	58.8%	57.6%
% of FP17s for the same patient ID Re-attending between 3 & 9 months - Adults	2,626	4,309	60.9%	54.8%	51.2%	50.1%
% of FP17s for Band 1 Urgent Courses	125	4,673	2.7%	7.0%	8.0%	9.1%
% of FP17s Relating to Free Repair or Replacements	38	4,673	0.8%	0.8%	0.8%	0.8%
% of FP17s Relating to Continuations	57	4,673	1.2%	1.6%	1.2%	1.2%
% of Patients satisfied with the dentistry they have received	7	8	N/A	92.3%	92.7%	92.8%
% of Patients satisfied with the time they had to wait for an appointment	7	8	N/A	88.0%	89.1%	88.7%

\* This is based on patients treated on this contract for their most recent course of treatment. Figures in italics indicate the base number of FP17s or Patient Questionnaire responses are less than 100. N/A is shown where the base number of responses is less than 10 during the period. % is calculated as Quantity/Base number\*100

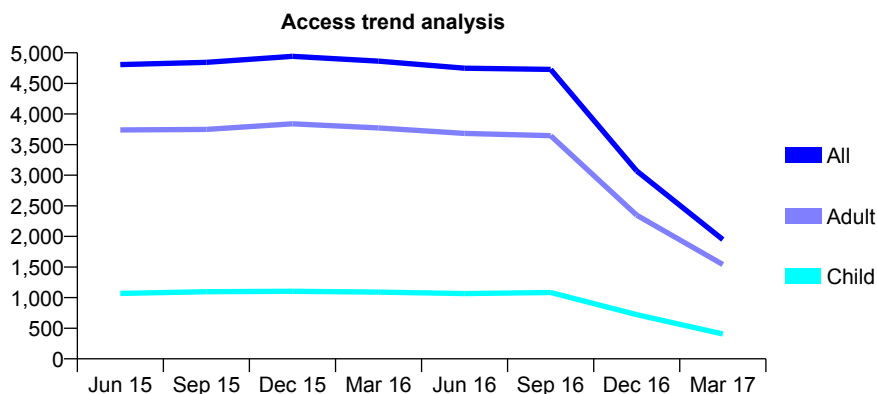
## Q55 - Vital Signs At a Glance Contract Report for 993182/0001 - Year end March 2017

Name or company name	MR DK GOSRANI
Contract type name	GDS Contract
Purpose of contract	General
Contract start date	01/04/2006
Contract end date	31/08/2016

16/17 Contracted general activity (UDA)	6,302
Carry forward general activity (UDA)	0
16/17 Contracted orthodontic activity (UOA)	0
Carry forward orthodontic activity (UOA)	0
Baseline contract value	£159,360.56

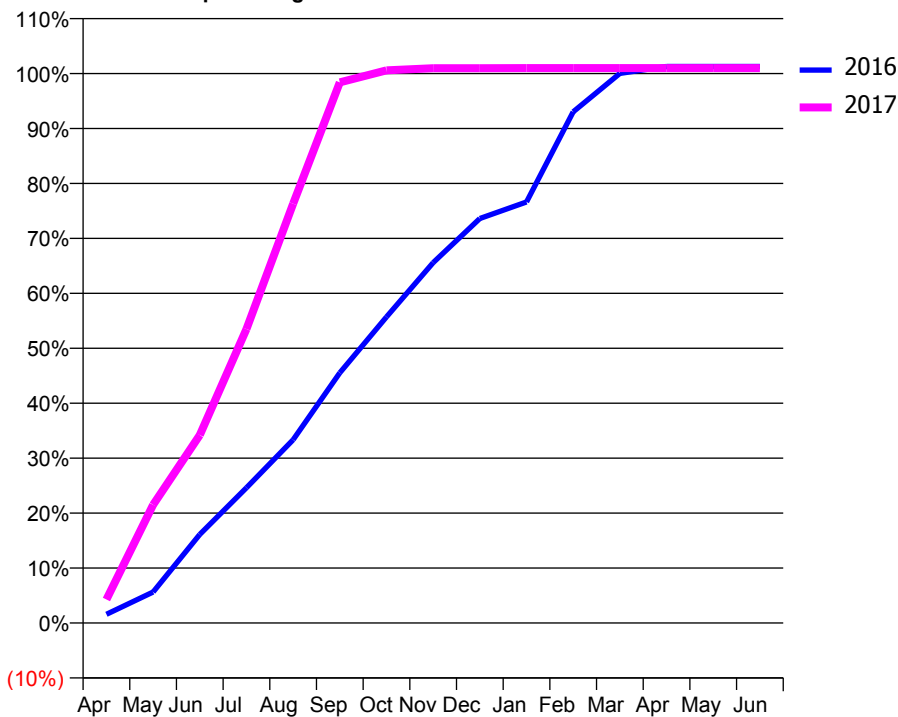
### ACCESS\*

Patients seen in 24 months	Total	Change since previous quarter
Quarter ending March 2016	4,863	
Quarter ending June 2016	4,748	↓
Quarter ending September 2016	4,728	→
Quarter ending December 2016	3,071	↓
Quarter ending March 2017	1,948	↓
<b>Variance since March 2016</b>	<b>(59.9%)</b>	<b>↓</b>



### ACTIVITY

Cumulative percentage of contracted UDA delivered 2016 & 2017



Adjusted Scheduled Activity (UDA)

Month	2016	2017
April	240	270
May	853	1,355
June	2,439	2,156
July	3,723	3,371
August	5,045	4,809
September	6,885	6,201
October	8,425	6,338
November	9,920	6,363
December	11,134	6,363
January	11,587	6,364
February	14,071	6,364
March	15,125	6,364
April	15,319	6,364
May	15,319	6,364
June	15,319	6,364

### QUALITY

	Quantity	Base Number	Contract	AT	Region	England
% of FP17s for the same patient ID Re-attending within 3 months - Children	36	789	4.6%	10.9%	12.0%	12.3%
% of FP17s for the same patient ID Re-attending within 3 months - Adults	277	2,315	12.0%	15.2%	16.0%	16.7%
% of FP17s for the same patient ID Re-attending between 3 & 9 months - Children	414	789	52.5%	61.3%	58.8%	57.6%
% of FP17s for the same patient ID Re-attending between 3 & 9 months - Adults	1,227	2,315	53.0%	54.8%	51.2%	50.1%
% of FP17s for Band 1 Urgent Courses	95	3,026	3.1%	7.0%	8.0%	9.1%
% of FP17s Relating to Free Repair or Replacements	35	3,026	1.2%	0.8%	0.8%	0.8%
% of FP17s Relating to Continuations	19	3,026	0.6%	1.6%	1.2%	1.2%
% of Patients satisfied with the dentistry they have received	1	1	N/A	92.3%	92.7%	92.8%
% of Patients satisfied with the time they had to wait for an appointment	1	1	N/A	88.0%	89.1%	88.7%

\* This is based on patients treated on this contract for their most recent course of treatment. Figures in italics indicate the base number of FP17s or Patient Questionnaire responses are less than 100. N/A is shown where the base number of responses is less than 10 during the period. % is calculated as Quantity/Base number\*100



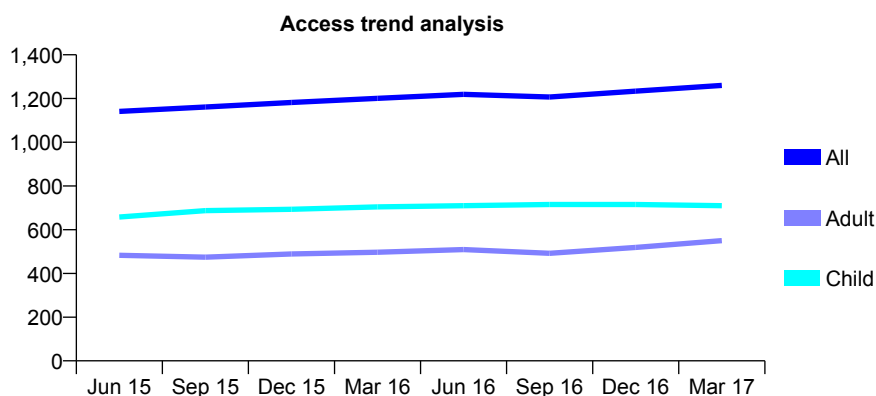
## Q55 - Vital Signs At a Glance Contract Report for 993840/0001 - Year end March 2017

Name or company name	MR RB CANTILLON
Contract type name	GDS Contract
Purpose of contract	General
Contract start date	01/04/2006
Contract end date	

16/17 Contracted general activity (UDA)	3,221
Carry forward general activity (UDA)	0
16/17 Contracted orthodontic activity (UOA)	0
Carry forward orthodontic activity (UOA)	0
Baseline contract value	£72,136.90

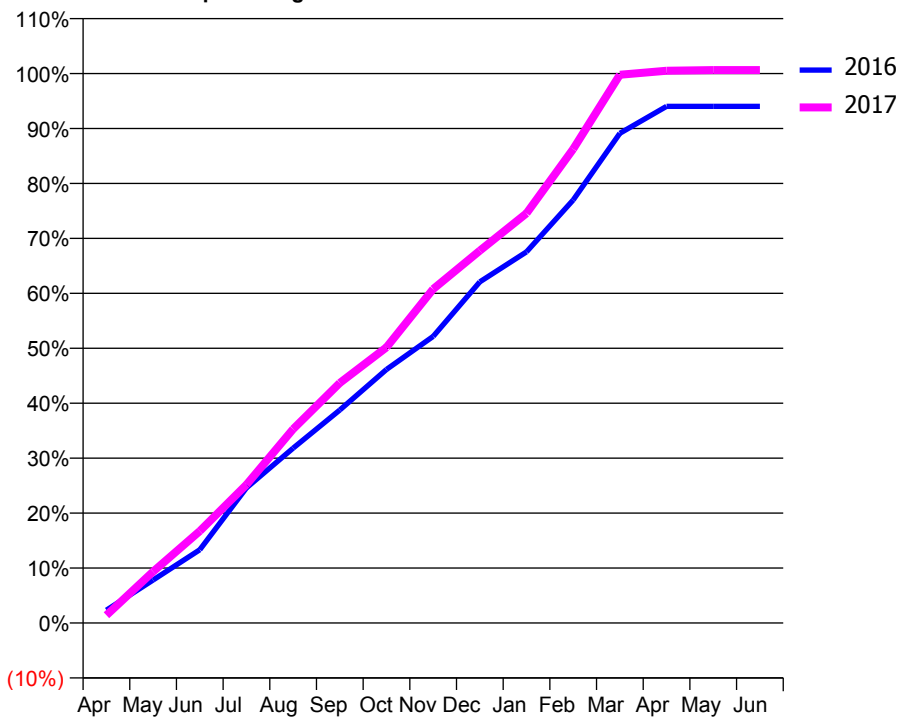
### ACCESS\*

Patients seen in 24 months	Total	Change since previous quarter
Quarter ending March 2016	1,201	
Quarter ending June 2016	1,219	→
Quarter ending September 2016	1,207	→
Quarter ending December 2016	1,234	↑
Quarter ending March 2017	1,260	↑
<b>Variance since March 2016</b>	<b>4.9%</b>	<b>↑</b>



### ACTIVITY

Cumulative percentage of contracted UDA delivered 2016 & 2017



Month	Adjusted Scheduled Activity (UDA)	
	2016	2017
April	75	46
May	252	301
June	429	539
July	792	811
August	1,025	1,137
September	1,249	1,407
October	1,487	1,616
November	1,680	1,957
December	2,000	2,182
January	2,175	2,401
February	2,479	2,778
March	2,871	3,213
April	3,028	3,237
May	3,028	3,241
June	3,028	3,241

### QUALITY

	Quantity	Base Number	Contract	AT	Region	England
% of FP17s for the same patient ID Re-attending within 3 months - Children	91	1,254	7.3%	10.9%	12.0%	12.3%
% of FP17s for the same patient ID Re-attending within 3 months - Adults	110	795	13.8%	15.2%	16.0%	16.7%
% of FP17s for the same patient ID Re-attending between 3 & 9 months - Children	891	1,254	71.1%	61.3%	58.8%	57.6%
% of FP17s for the same patient ID Re-attending between 3 & 9 months - Adults	462	795	58.1%	54.8%	51.2%	50.1%
% of FP17s for Band 1 Urgent Courses	65	1,976	3.3%	7.0%	8.0%	9.1%
% of FP17s Relating to Free Repair or Replacements	1	1,976	0.1%	0.8%	0.8%	0.8%
% of FP17s Relating to Continuations	40	1,976	2.0%	1.6%	1.2%	1.2%
% of Patients satisfied with the dentistry they have received	1	1	N/A	92.3%	92.7%	92.8%
% of Patients satisfied with the time they had to wait for an appointment	1	1	N/A	88.0%	89.1%	88.7%

\* This is based on patients treated on this contract for their most recent course of treatment. Figures in italics indicate the base number of FP17s or Patient Questionnaire responses are less than 100. N/A is shown where the base number of responses is less than 10 during the period. % is calculated as Quantity/Base number\*100

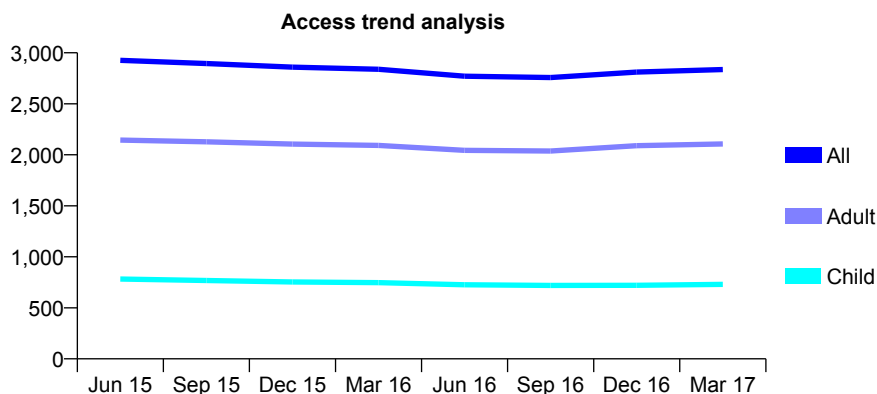
## Q55 - Vital Signs At a Glance Contract Report for 997277/0001 - Year end March 2017

Name or company name	MR CA CUNNINGTON
Contract type name	GDS Contract
Purpose of contract	General and Orthodontic
Contract start date	01/04/2006
Contract end date	

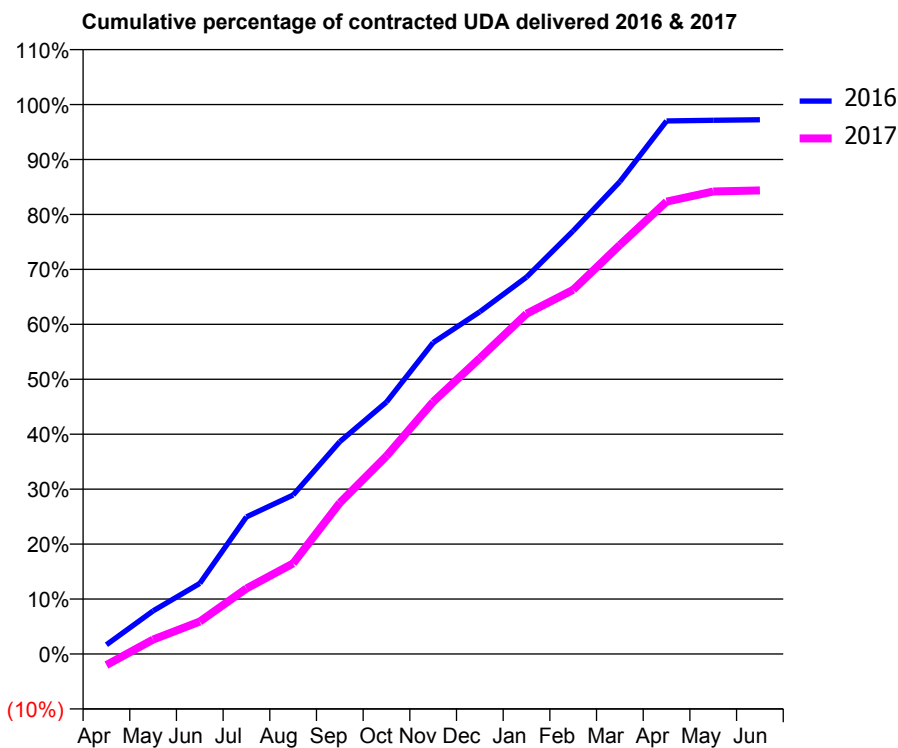
16/17 Contracted general activity (UDA)	10,740
Carry forward general activity (UDA)	298
16/17 Contracted orthodontic activity (UOA)	210
Carry forward orthodontic activity (UOA)	0
Baseline contract value	£247,589.50

### ACCESS\*

Patients seen in 24 months	Total	Change since previous quarter
Quarter ending March 2016	2,839	
Quarter ending June 2016	2,770	↓
Quarter ending September 2016	2,757	→
Quarter ending December 2016	2,811	→
Quarter ending March 2017	2,836	→
<b>Variance since March 2016</b>	<b>(0.1%)</b>	→



### ACTIVITY



Month	Adjusted Scheduled Activity (UDA)	
	2016	2017
April	182	-219
May	844	284
June	1,381	633
July	2,681	1,280
August	3,107	1,772
September	4,150	2,954
October	4,925	3,868
November	6,088	4,930
December	6,688	5,783
January	7,366	6,651
February	8,272	7,118
March	9,233	7,996
April	10,418	8,842
May	10,432	9,040
June	10,442	9,062

### QUALITY

	Quantity	Base Number	Contract	AT	Region	England
% of FP17s for the same patient ID Re-attending within 3 months - Children	105	1,248	8.4%	10.9%	12.0%	12.3%
% of FP17s for the same patient ID Re-attending within 3 months - Adults	338	3,433	9.8%	15.2%	16.0%	16.7%
% of FP17s for the same patient ID Re-attending between 3 & 9 months - Children	877	1,248	70.3%	61.3%	58.8%	57.6%
% of FP17s for the same patient ID Re-attending between 3 & 9 months - Adults	2,421	3,433	70.5%	54.8%	51.2%	50.1%
% of FP17s for Band 1 Urgent Courses	69	4,601	1.5%	7.0%	8.0%	9.1%
% of FP17s Relating to Free Repair or Replacements	2	4,601	0.0%	0.8%	0.8%	0.8%
% of FP17s Relating to Continuations	34	4,601	0.7%	1.6%	1.2%	1.2%
% of Patients satisfied with the dentistry they have received	5	5	N/A	92.3%	92.7%	92.8%
% of Patients satisfied with the time they had to wait for an appointment	5	5	N/A	88.0%	89.1%	88.7%

\* This is based on patients treated on this contract for their most recent course of treatment. Figures in italics indicate the base number of FP17s or Patient Questionnaire responses are less than 100. N/A is shown where the base number of responses is less than 10 during the period. % is calculated as Quantity/Base number\*100

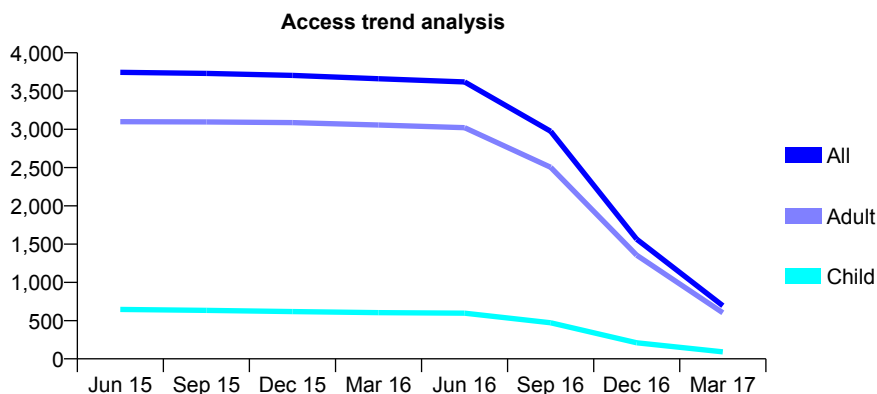
## Q55 - Vital Signs At a Glance Contract Report for 999288/0001 - Year end March 2017

Name or company name	MR AJ DALE
Contract type name	GDS Contract
Purpose of contract	General
Contract start date	01/04/2006
Contract end date	31/07/2016

16/17 Contracted general activity (UDA)	3,409
Carry forward general activity (UDA)	0
16/17 Contracted orthodontic activity (UOA)	0
Carry forward orthodontic activity (UOA)	0
Baseline contract value	£98,886.86

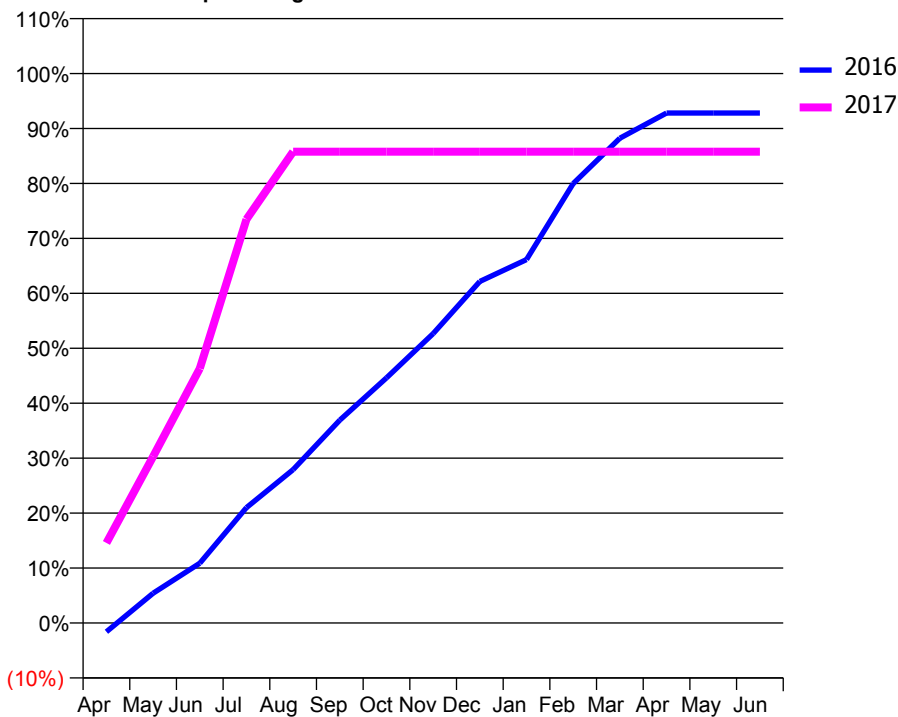
### ACCESS\*

Patients seen in 24 months	Total	Change since previous quarter
Quarter ending March 2016	3,661	
Quarter ending June 2016	3,619	↓
Quarter ending September 2016	2,975	↓
Quarter ending December 2016	1,565	↓
Quarter ending March 2017	695	↓
<b>Variance since March 2016</b>	<b>(81.0%)</b>	↓



### ACTIVITY

Cumulative percentage of contracted UDA delivered 2016 & 2017



Adjusted Scheduled Activity (UDA)

Month	2016	2017
April	-165	497
May	555	1,033
June	1,113	1,579
July	2,147	2,504
August	2,856	2,924
September	3,778	2,924
October	4,562	2,924
November	5,388	2,924
December	6,358	2,924
January	6,765	2,924
February	8,181	2,924
March	9,024	2,924
April	9,493	2,924
May	9,493	2,924
June	9,493	2,924

### QUALITY

	Quantity	Base Number	Contract	AT	Region	England
% of FP17s for the same patient ID Re-attending within 3 months - Children	20	324	6.2%	10.9%	12.0%	12.3%
% of FP17s for the same patient ID Re-attending within 3 months - Adults	204	1,621	12.6%	15.2%	16.0%	16.7%
% of FP17s for the same patient ID Re-attending between 3 & 9 months - Children	228	324	70.4%	61.3%	58.8%	57.6%
% of FP17s for the same patient ID Re-attending between 3 & 9 months - Adults	979	1,621	60.4%	54.8%	51.2%	50.1%
% of FP17s for Band 1 Urgent Courses	23	1,700	1.4%	7.0%	8.0%	9.1%
% of FP17s Relating to Free Repair or Replacements	12	1,700	0.7%	0.8%	0.8%	0.8%
% of FP17s Relating to Continuations	65	1,700	3.8%	1.6%	1.2%	1.2%
% of Patients satisfied with the dentistry they have received	7	7	N/A	92.3%	92.7%	92.8%
% of Patients satisfied with the time they had to wait for an appointment	7	7	N/A	88.0%	89.1%	88.7%

\* This is based on patients treated on this contract for their most recent course of treatment. Figures in italics indicate the base number of FP17s or Patient Questionnaire responses are less than 100. N/A is shown where the base number of responses is less than 10 during the period. % is calculated as Quantity/Base number\*100

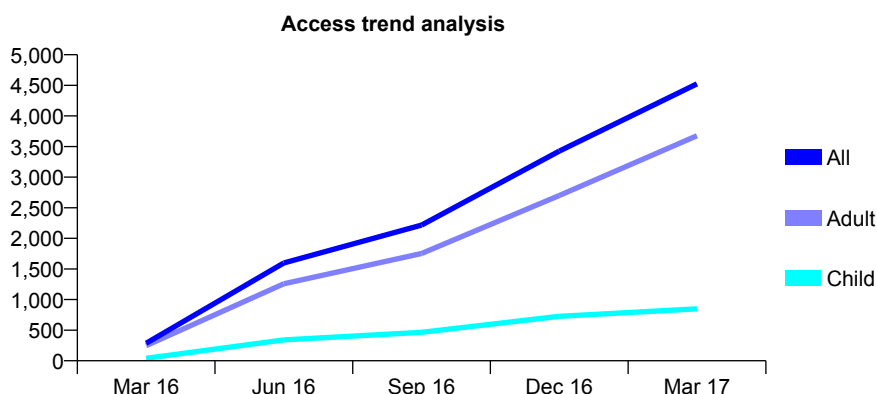
## Q56 - Vital Signs At a Glance Contract Report for 100010/0000 - Year end March 2017

Name or company name	M and H Tehrani, Jinesh Vaghela, Jiten Vag
Contract type name	GDS Contract
Purpose of contract	General
Contract start date	01/02/2016
Contract end date	

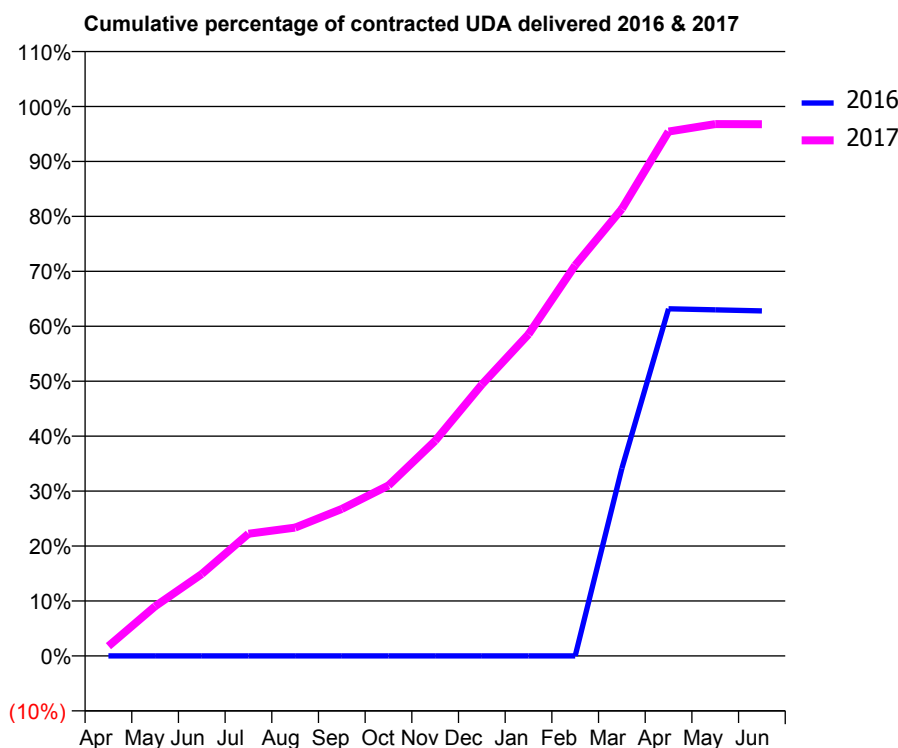
16/17 Contracted general activity (UDA)	11,500
Carry forward general activity (UDA)	24
16/17 Contracted orthodontic activity (UOA)	0
Carry forward orthodontic activity (UOA)	0
Baseline contract value	£276,399.32

### ACCESS\*

Patients seen in 24 months	Total	Change since previous quarter
Quarter ending March 2016	287	
Quarter ending June 2016	1,598	↑
Quarter ending September 2016	2,217	↑
Quarter ending December 2016	3,427	↑
Quarter ending March 2017	4,525	↑
<b>Variance since March 2016</b>	<b>1476.7%</b>	<b>↑</b>



### ACTIVITY



Month	Adjusted Scheduled Activity (UDA)	
	2016	2017
April	0	206
May	0	1,038
June	0	1,716
July	0	2,559
August	0	2,685
September	0	3,078
October	0	3,568
November	0	4,503
December	0	5,682
January	0	6,733
February	0	8,175
March	540	9,355
April	1,000	10,976
May	997	11,131
June	994	11,128

### QUALITY

	Quantity	Base Number	Contract	AT	Region	England
% of FP17s for the same patient ID Re-attending within 3 months - Children	60	1,341	4.5%	11.2%	12.0%	12.3%
% of FP17s for the same patient ID Re-attending within 3 months - Adults	438	5,330	8.2%	15.2%	16.0%	16.7%
% of FP17s for the same patient ID Re-attending between 3 & 9 months - Children	262	1,341	19.5%	58.8%	58.8%	57.6%
% of FP17s for the same patient ID Re-attending between 3 & 9 months - Adults	914	5,330	17.1%	49.2%	51.2%	50.1%
% of FP17s for Band 1 Urgent Courses	344	5,456	6.3%	9.5%	8.0%	9.1%
% of FP17s Relating to Free Repair or Replacements	43	5,456	0.8%	0.8%	0.8%	0.8%
% of FP17s Relating to Continuations	28	5,456	0.5%	1.3%	1.2%	1.2%
% of Patients satisfied with the dentistry they have received	11	11	100.0%	91.9%	92.7%	92.8%
% of Patients satisfied with the time they had to wait for an appointment	11	11	100.0%	86.5%	89.1%	88.7%

\* This is based on patients treated on this contract for their most recent course of treatment. Figures in italics indicate the base number of FP17s or Patient Questionnaire responses are less than 100. N/A is shown where the base number of responses is less than 10 during the period. % is calculated as Quantity/Base number\*100

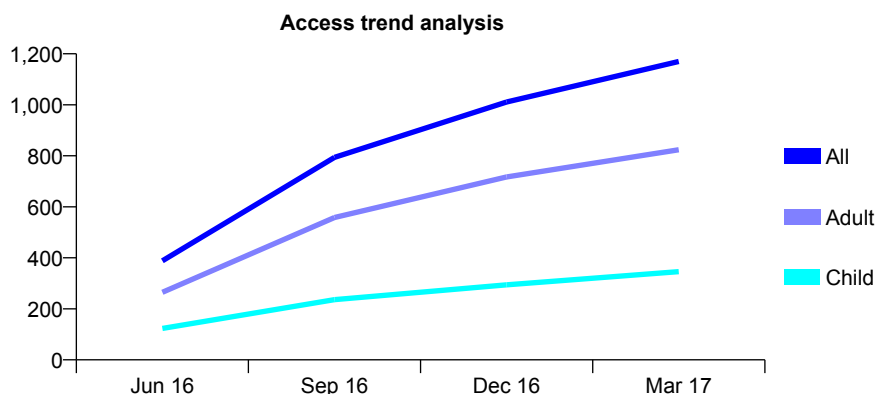
## Q56 - Vital Signs At a Glance Contract Report for 100036/0000 - Year end March 2017

Name or company name	Dr Veehar Malde
Contract type name	GDS Contract
Purpose of contract	General
Contract start date	01/03/2016
Contract end date	

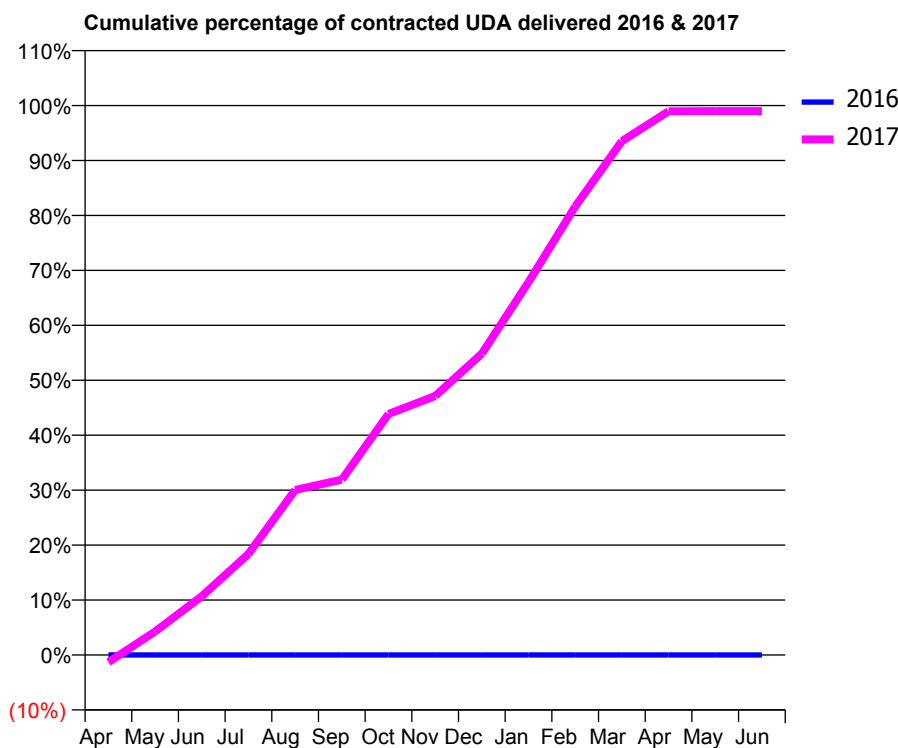
16/17 Contracted general activity (UDA)	4,029
Carry forward general activity (UDA)	125
16/17 Contracted orthodontic activity (UOA)	0
Carry forward orthodontic activity (UOA)	0
Baseline contract value	£99,593.18

### ACCESS\*

Patients seen in 24 months	Total	Change since previous quarter
Quarter ending March 2016	0	
Quarter ending June 2016	388	↑
Quarter ending September 2016	794	↑
Quarter ending December 2016	1,011	↑
Quarter ending March 2017	1,170	↑
<b>Variance since March 2016</b>	N/A	



### ACTIVITY



Month	Adjusted Scheduled Activity (UDA)	
	2016	2017
April	0	-53
May	0	172
June	0	431
July	0	741
August	0	1,210
September	0	1,286
October	0	1,767
November	0	1,899
December	0	2,210
January	0	2,734
February	0	3,289
March	0	3,768
April	0	3,986
May	0	3,987
June	0	3,987

### QUALITY

	Quantity	Base Number	Contract	AT	Region	England
% of FP17s for the same patient ID Re-attending within 3 months - Children	35	667	5.2%	11.2%	12.0%	12.3%
% of FP17s for the same patient ID Re-attending within 3 months - Adults	164	1,496	11.0%	15.2%	16.0%	16.7%
% of FP17s for the same patient ID Re-attending between 3 & 9 months - Children	192	667	28.8%	58.8%	58.8%	57.6%
% of FP17s for the same patient ID Re-attending between 3 & 9 months - Adults	388	1,496	25.9%	49.2%	51.2%	50.1%
% of FP17s for Band 1 Urgent Courses	146	2,110	6.9%	9.5%	8.0%	9.1%
% of FP17s Relating to Free Repair or Replacements	1	2,110	0.0%	0.8%	0.8%	0.8%
% of FP17s Relating to Continuations	40	2,110	1.9%	1.3%	1.2%	1.2%
% of Patients satisfied with the dentistry they have received	1	2	N/A	91.9%	92.7%	92.8%
% of Patients satisfied with the time they had to wait for an appointment	1	2	N/A	86.5%	89.1%	88.7%

\* This is based on patients treated on this contract for their most recent course of treatment. Figures in italics indicate the base number of FP17s or Patient Questionnaire responses are less than 100. N/A is shown where the base number of responses is less than 10 during the period. % is calculated as Quantity/Base number\*100

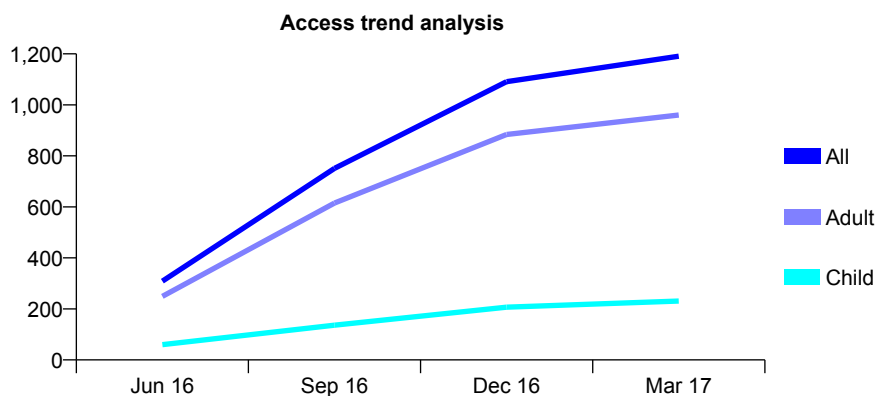
## Q56 - Vital Signs At a Glance Contract Report for 100128/0000 - Year end March 2017

Name or company name	Rookwood Dental Practice
Contract type name	GDS Contract
Purpose of contract	General
Contract start date	06/04/2016
Contract end date	

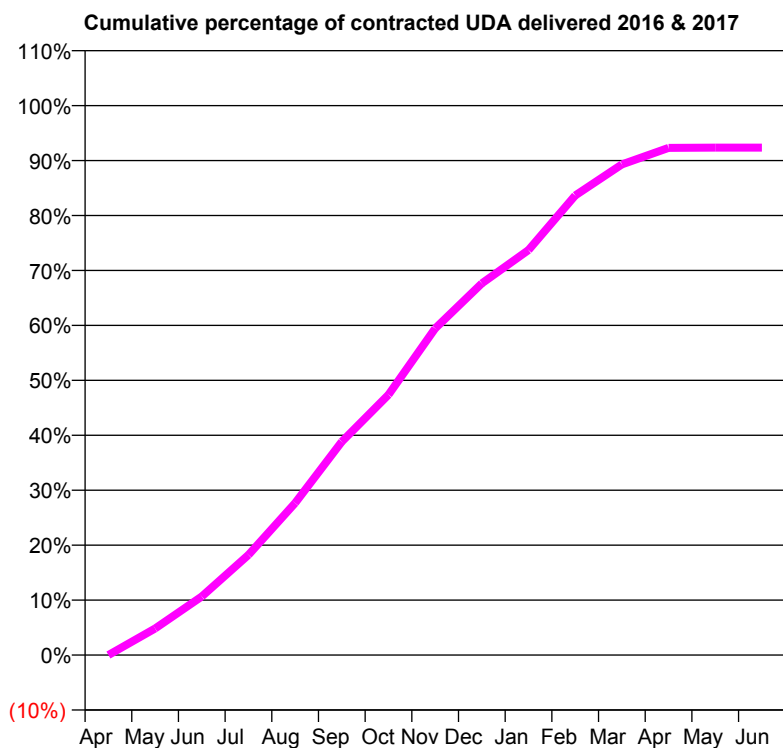
16/17 Contracted general activity (UDA)	3,884
Carry forward general activity (UDA)	0
16/17 Contracted orthodontic activity (UOA)	0
Carry forward orthodontic activity (UOA)	0
Baseline contract value	£98,752.35

### ACCESS\*

Patients seen in 24 months	Total	Change since previous quarter
Quarter ending March 2016	0	
Quarter ending June 2016	309	↑
Quarter ending September 2016	751	↑
Quarter ending December 2016	1,091	↑
Quarter ending March 2017	1,191	↑
<b>Variance since March 2016</b>	N/A	



### ACTIVITY



Month	Adjusted Scheduled Activity (UDA)	
	2016	2017
April	0	0
May	0	188
June	0	414
July	0	708
August	0	1,075
September	0	1,509
October	0	1,840
November	0	2,309
December	0	2,627
January	0	2,863
February	0	3,248
March	0	3,468
April	0	3,585
May	0	3,587
June	0	3,587

### QUALITY

	Quantity	Base Number	Contract	AT	Region	England
% of FP17s for the same patient ID Re-attending within 3 months - Children	26	366	7.1%	11.2%	12.0%	12.3%
% of FP17s for the same patient ID Re-attending within 3 months - Adults	152	1,454	10.5%	15.2%	16.0%	16.7%
% of FP17s for the same patient ID Re-attending between 3 & 9 months - Children	87	366	23.8%	58.8%	58.8%	57.6%
% of FP17s for the same patient ID Re-attending between 3 & 9 months - Adults	301	1,454	20.7%	49.2%	51.2%	50.1%
% of FP17s for Band 1 Urgent Courses	56	1,868	3.0%	9.5%	8.0%	9.1%
% of FP17s Relating to Free Repair or Replacements	18	1,868	1.0%	0.8%	0.8%	0.8%
% of FP17s Relating to Continuations	23	1,868	1.2%	1.3%	1.2%	1.2%
% of Patients satisfied with the dentistry they have received	11	12	91.7%	91.9%	92.7%	92.8%
% of Patients satisfied with the time they had to wait for an appointment	12	12	100.0%	86.5%	89.1%	88.7%

\* This is based on patients treated on this contract for their most recent course of treatment. Figures in italics indicate the base number of FP17s or Patient Questionnaire responses are less than 100. N/A is shown where the base number of responses is less than 10 during the period. % is calculated as Quantity/Base number\*100

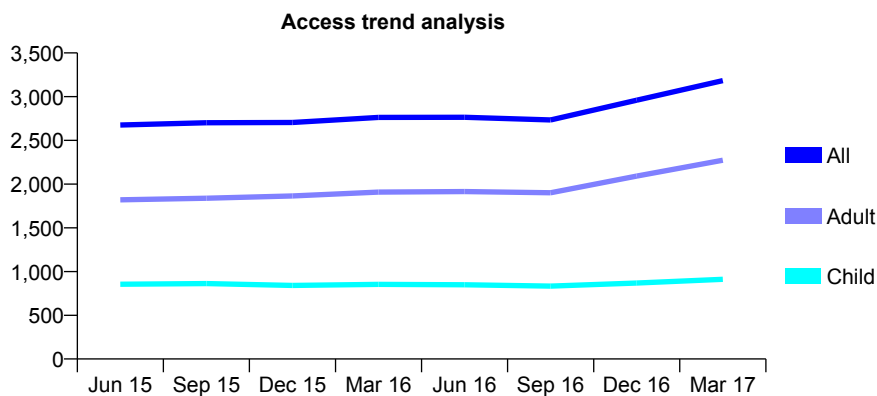
## Q56 - Vital Signs At a Glance Contract Report for 101281/0029 - Year end March 2017

Name or company name	OASIS DENTAL CARE LTD
Contract type name	GDS Contract
Purpose of contract	General
Contract start date	01/04/2006
Contract end date	

16/17 Contracted general activity (UDA)	7,953
Carry forward general activity (UDA)	280
16/17 Contracted orthodontic activity (UOA)	0
Carry forward orthodontic activity (UOA)	0
Baseline contract value	£192,907.38

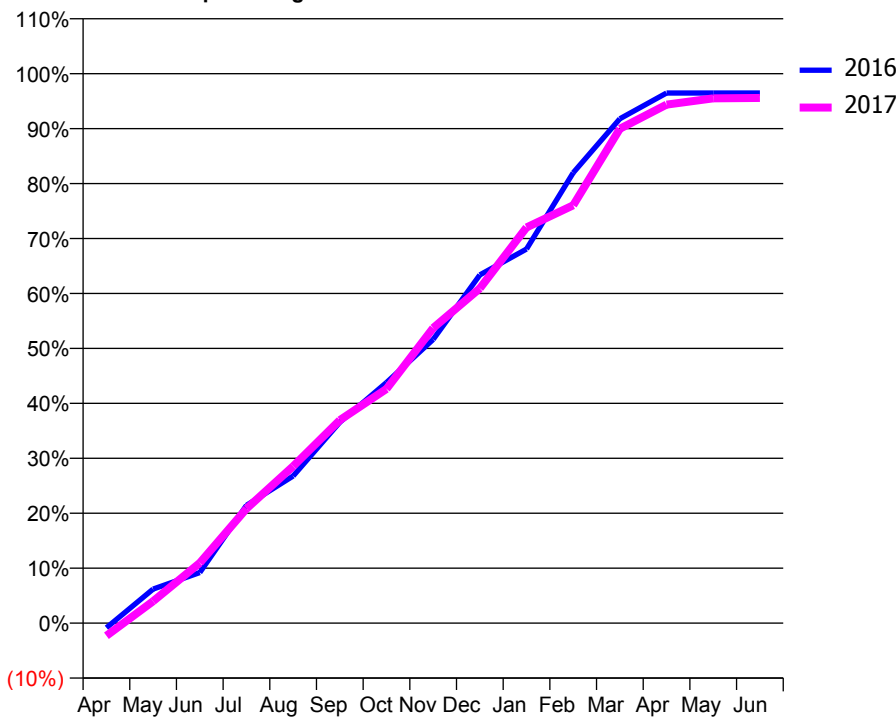
### ACCESS\*

Patients seen in 24 months	Total	Change since previous quarter
Quarter ending March 2016	2,763	
Quarter ending June 2016	2,764	→
Quarter ending September 2016	2,734	↓
Quarter ending December 2016	2,959	↑
Quarter ending March 2017	3,184	↑
<b>Variance since March 2016</b>	<b>15.2%</b>	<b>↑</b>



### ACTIVITY

Cumulative percentage of contracted UDA delivered 2016 & 2017



Month	Adjusted Scheduled Activity (UDA)	
	2016	2017
April	-68	-184
May	493	318
June	732	872
July	1,704	1,658
August	2,129	2,271
September	2,907	2,939
October	3,483	3,391
November	4,107	4,272
December	5,040	4,845
January	5,415	5,726
February	6,518	6,048
March	7,299	7,155
April	7,672	7,504
May	7,673	7,596
June	7,673	7,601

### QUALITY

	Quantity	Base Number	Contract	AT	Region	England
% of FP17s for the same patient ID Re-attending within 3 months - Children	84	1,309	6.4%	11.2%	12.0%	12.3%
% of FP17s for the same patient ID Re-attending within 3 months - Adults	450	2,843	15.8%	15.2%	16.0%	16.7%
% of FP17s for the same patient ID Re-attending between 3 & 9 months - Children	789	1,309	60.3%	58.8%	58.8%	57.6%
% of FP17s for the same patient ID Re-attending between 3 & 9 months - Adults	1,247	2,843	43.9%	49.2%	51.2%	50.1%
% of FP17s for Band 1 Urgent Courses	288	4,176	6.9%	9.5%	8.0%	9.1%
% of FP17s Relating to Free Repair or Replacements	29	4,176	0.7%	0.8%	0.8%	0.8%
% of FP17s Relating to Continuations	128	4,176	3.1%	1.3%	1.2%	1.2%
% of Patients satisfied with the dentistry they have received	2	2	N/A	91.9%	92.7%	92.8%
% of Patients satisfied with the time they had to wait for an appointment	2	2	N/A	86.5%	89.1%	88.7%

\* This is based on patients treated on this contract for their most recent course of treatment. Figures in italics indicate the base number of FP17s or Patient Questionnaire responses are less than 100. N/A is shown where the base number of responses is less than 10 during the period. % is calculated as Quantity/Base number\*100



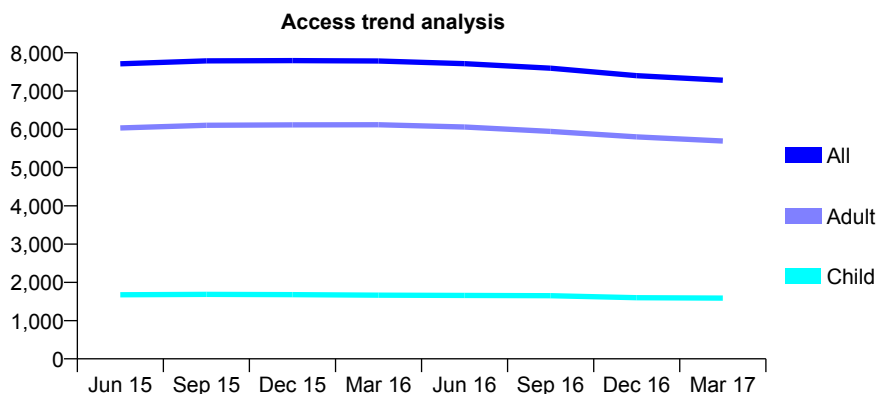
## Q56 - Vital Signs At a Glance Contract Report for 101281/0058 - Year end March 2017

Name or company name	OASIS DENTAL CARE LTD
Contract type name	GDS Contract
Purpose of contract	General and Orthodontic
Contract start date	01/04/2006
Contract end date	

16/17 Contracted general activity (UDA)	23,334
Carry forward general activity (UDA)	1,258
16/17 Contracted orthodontic activity (UOA)	383
Carry forward orthodontic activity (UOA)	-8
Baseline contract value	£561,977.12

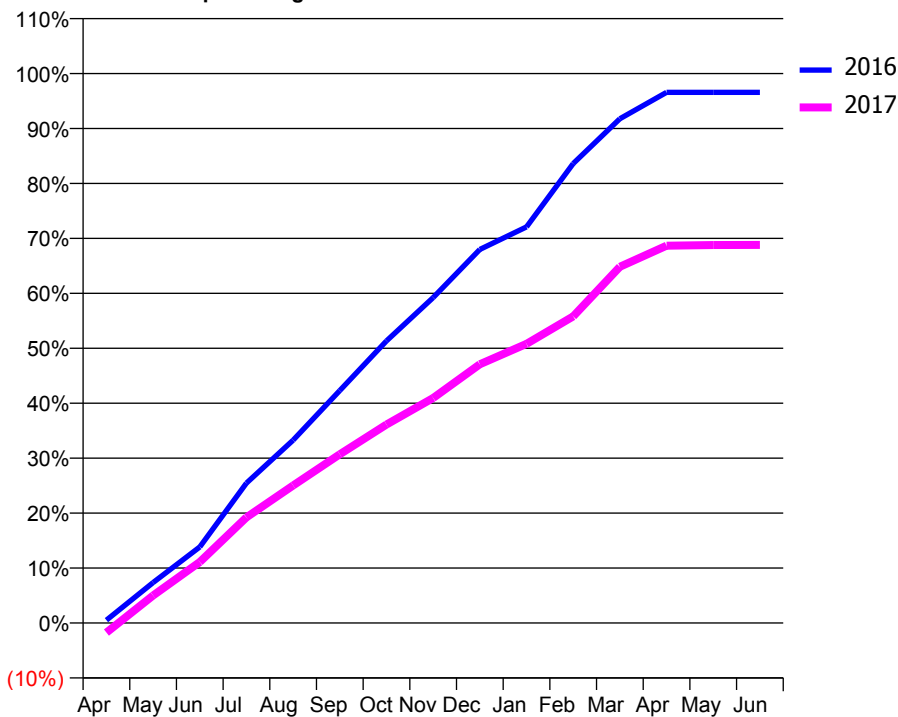
### ACCESS\*

Patients seen in 24 months	Total	Change since previous quarter
Quarter ending March 2016	7,784	
Quarter ending June 2016	7,717	→
Quarter ending September 2016	7,596	↓
Quarter ending December 2016	7,401	↓
Quarter ending March 2017	7,283	↓
<b>Variance since March 2016</b>	<b>(6.4%)</b>	↓



### ACTIVITY

Cumulative percentage of contracted UDA delivered 2016 & 2017



Adjusted Scheduled Activity (UDA)

Month	2016	2017
April	119	-412
May	1,721	1,170
June	3,228	2,593
July	5,942	4,490
August	7,767	5,838
September	9,875	7,165
October	11,981	8,428
November	13,818	9,556
December	15,864	10,988
January	16,821	11,854
February	19,508	13,023
March	21,415	15,128
April	22,536	16,023
May	22,536	16,048
June	22,536	16,055

### QUALITY

	Quantity	Base Number	Contract	AT	Region	England
% of FP17s for the same patient ID Re-attending within 3 months - Children	178	2,347	7.6%	11.2%	12.0%	12.3%
% of FP17s for the same patient ID Re-attending within 3 months - Adults	1,375	8,051	17.1%	15.2%	16.0%	16.7%
% of FP17s for the same patient ID Re-attending between 3 & 9 months - Children	1,528	2,347	65.1%	58.8%	58.8%	57.6%
% of FP17s for the same patient ID Re-attending between 3 & 9 months - Adults	4,681	8,051	58.1%	49.2%	51.2%	50.1%
% of FP17s for Band 1 Urgent Courses	889	10,232	8.7%	9.5%	8.0%	9.1%
% of FP17s Relating to Free Repair or Replacements	134	10,232	1.3%	0.8%	0.8%	0.8%
% of FP17s Relating to Continuations	301	10,232	2.9%	1.3%	1.2%	1.2%
% of Patients satisfied with the dentistry they have received	18	21	85.7%	91.9%	92.7%	92.8%
% of Patients satisfied with the time they had to wait for an appointment	19	21	90.5%	86.5%	89.1%	88.7%

\* This is based on patients treated on this contract for their most recent course of treatment. Figures in italics indicate the base number of FP17s or Patient Questionnaire responses are less than 100. N/A is shown where the base number of responses is less than 10 during the period. % is calculated as Quantity/Base number\*100

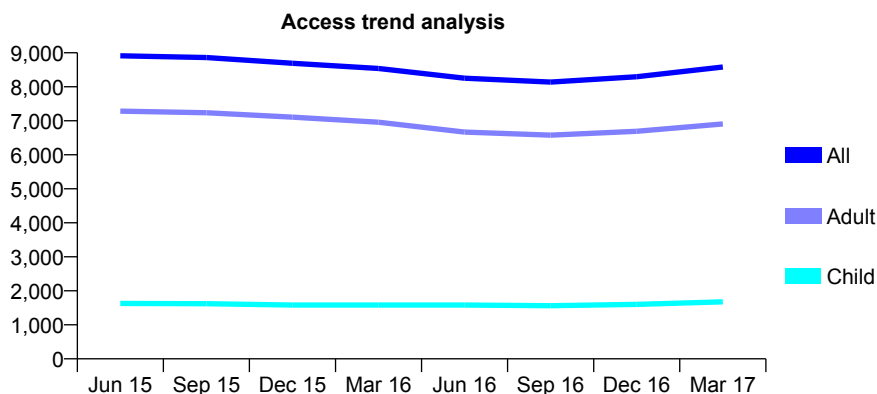
## Q56 - Vital Signs At a Glance Contract Report for 101281/0195 - Year end March 2017

Name or company name	OASIS DENTAL CARE LTD
Contract type name	GDS Contract
Purpose of contract	General
Contract start date	13/02/2009
Contract end date	

16/17 Contracted general activity (UDA)	28,270
Carry forward general activity (UDA)	0
16/17 Contracted orthodontic activity (UOA)	0
Carry forward orthodontic activity (UOA)	0
Baseline contract value	£644,845.57

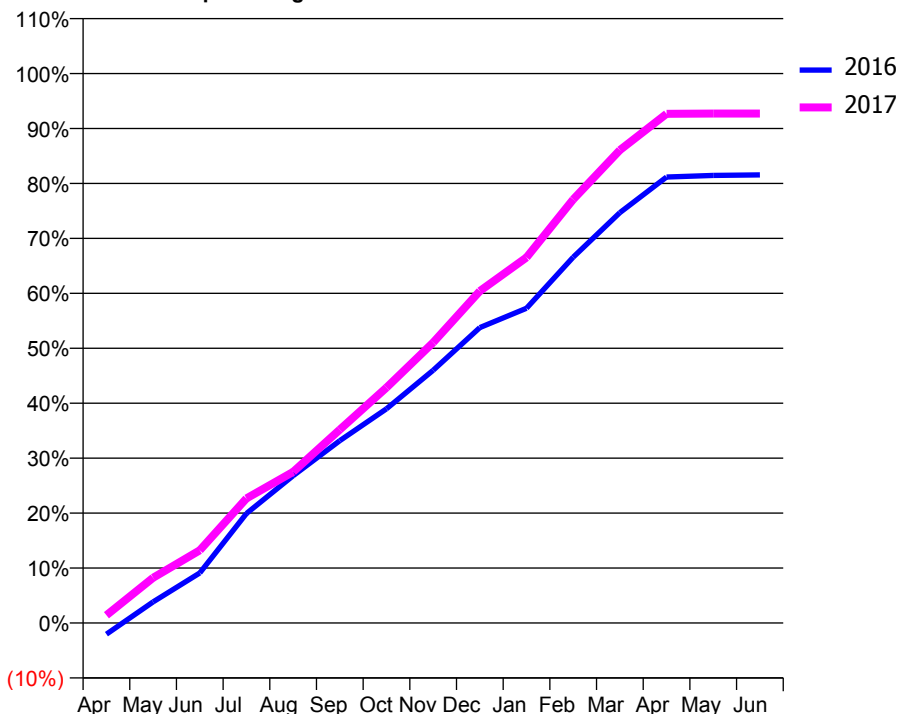
### ACCESS\*

Patients seen in 24 months	Total	Change since previous quarter
Quarter ending March 2016	8,541	
Quarter ending June 2016	8,253	↓
Quarter ending September 2016	8,138	↓
Quarter ending December 2016	8,296	→
Quarter ending March 2017	8,582	↑
<b>Variance since March 2016</b>	0.5%	→



### ACTIVITY

Cumulative percentage of contracted UDA delivered 2016 & 2017



Adjusted Scheduled Activity (UDA)

Month	2016	2017
April	-577	400
May	1,084	2,328
June	2,576	3,745
July	5,637	6,410
August	7,575	7,776
September	9,382	9,950
October	11,021	12,109
November	13,006	14,431
December	15,198	17,076
January	16,197	18,805
February	18,819	21,794
March	21,112	24,329
April	22,942	26,196
May	23,024	26,206
June	23,057	26,208

### QUALITY

	Quantity	Base Number	Contract	AT	Region	England
% of FP17s for the same patient ID Re-attending within 3 months - Children	149	2,291	6.5%	11.2%	12.0%	12.3%
% of FP17s for the same patient ID Re-attending within 3 months - Adults	1,744	10,354	16.8%	15.2%	16.0%	16.7%
% of FP17s for the same patient ID Re-attending between 3 & 9 months - Children	1,265	2,291	55.2%	58.8%	58.8%	57.6%
% of FP17s for the same patient ID Re-attending between 3 & 9 months - Adults	5,630	10,354	54.4%	49.2%	51.2%	50.1%
% of FP17s for Band 1 Urgent Courses	1,302	12,547	10.4%	9.5%	8.0%	9.1%
% of FP17s Relating to Free Repair or Replacements	239	12,547	1.9%	0.8%	0.8%	0.8%
% of FP17s Relating to Continuations	371	12,547	3.0%	1.3%	1.2%	1.2%
% of Patients satisfied with the dentistry they have received	25	28	89.3%	91.9%	92.7%	92.8%
% of Patients satisfied with the time they had to wait for an appointment	26	28	92.9%	86.5%	89.1%	88.7%

\* This is based on patients treated on this contract for their most recent course of treatment. Figures in italics indicate the base number of FP17s or Patient Questionnaire responses are less than 100. N/A is shown where the base number of responses is less than 10 during the period. % is calculated as Quantity/Base number\*100

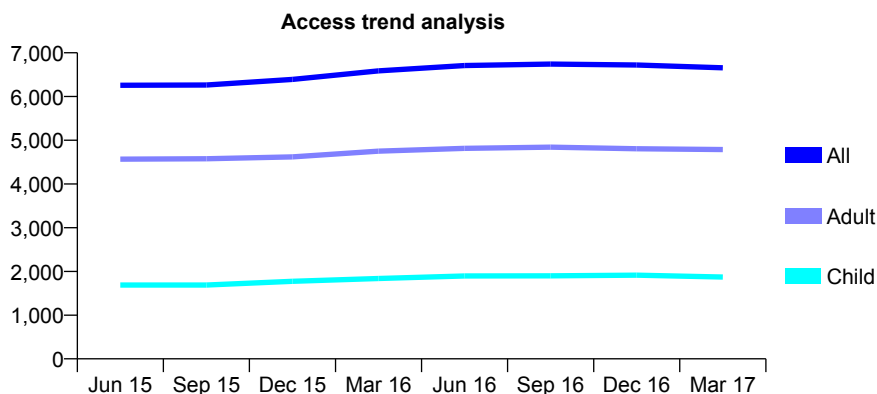
## Q56 - Vital Signs At a Glance Contract Report for 101281/0198 - Year end March 2017

Name or company name	OASIS DENTAL CARE LTD
Contract type name	PDS Contract
Purpose of contract	General
Contract start date	27/04/2009
Contract end date	31/03/2020

16/17 Contracted general activity (UDA)	17,904
Carry forward general activity (UDA)	148
16/17 Contracted orthodontic activity (UOA)	0
Carry forward orthodontic activity (UOA)	0
Baseline contract value	£408,402.20

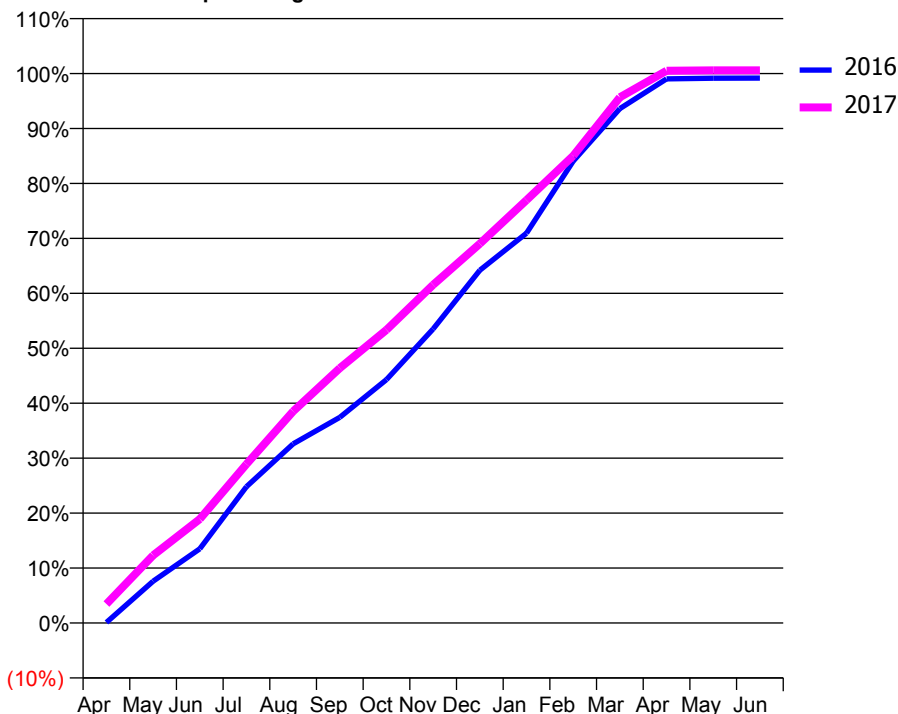
### ACCESS\*

Patients seen in 24 months	Total	Change since previous quarter
Quarter ending March 2016	6,587	
Quarter ending June 2016	6,709	→
Quarter ending September 2016	6,741	→
Quarter ending December 2016	6,721	→
Quarter ending March 2017	6,658	→
<b>Variance since March 2016</b>	<b>1.1%</b>	<b>→</b>



### ACTIVITY

Cumulative percentage of contracted UDA delivered 2016 & 2017



Month	Adjusted Scheduled Activity (UDA)	
	2016	2017
April	19	620
May	1,360	2,205
June	2,417	3,387
July	4,440	5,178
August	5,836	6,897
September	6,700	8,305
October	7,931	9,550
November	9,584	11,018
December	11,495	12,360
January	12,703	13,779
February	15,050	15,221
March	16,762	17,127
April	17,727	17,992
May	17,750	18,007
June	17,756	18,008

### QUALITY

	Quantity	Base Number	Contract	AT	Region	England
% of FP17s for the same patient ID Re-attending within 3 months - Children	252	3,050	8.3%	11.2%	12.0%	12.3%
% of FP17s for the same patient ID Re-attending within 3 months - Adults	1,276	7,548	16.9%	15.2%	16.0%	16.7%
% of FP17s for the same patient ID Re-attending between 3 & 9 months - Children	2,015	3,050	66.1%	58.8%	58.8%	57.6%
% of FP17s for the same patient ID Re-attending between 3 & 9 months - Adults	4,149	7,548	55.0%	49.2%	51.2%	50.1%
% of FP17s for Band 1 Urgent Courses	835	10,523	7.9%	9.5%	8.0%	9.1%
% of FP17s Relating to Free Repair or Replacements	266	10,523	2.5%	0.8%	0.8%	0.8%
% of FP17s Relating to Continuations	221	10,523	2.1%	1.3%	1.2%	1.2%
% of Patients satisfied with the dentistry they have received	7	8	N/A	91.9%	92.7%	92.8%
% of Patients satisfied with the time they had to wait for an appointment	7	8	N/A	86.5%	89.1%	88.7%

\* This is based on patients treated on this contract for their most recent course of treatment. Figures in italics indicate the base number of FP17s or Patient Questionnaire responses are less than 100. N/A is shown where the base number of responses is less than 10 during the period. % is calculated as Quantity/Base number\*100

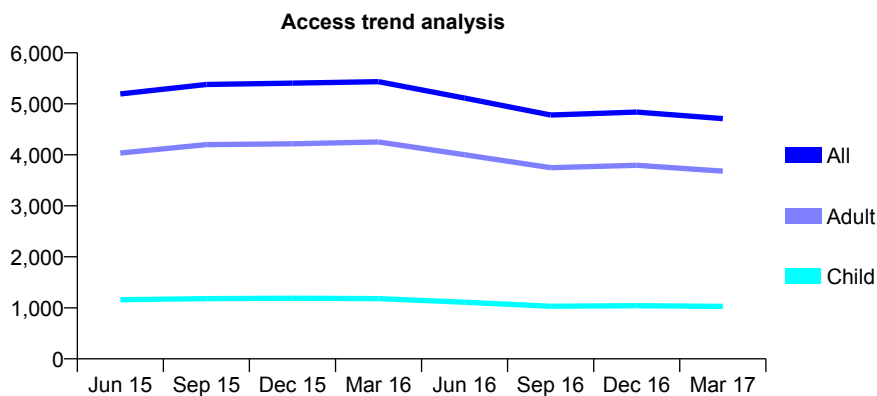
## Q56 - Vital Signs At a Glance Contract Report for 101338/0075 - Year end March 2017

Name or company name	Whitecross Dental Care Limited
Contract type name	GDS Contract
Purpose of contract	General and Orthodontic
Contract start date	09/03/2009
Contract end date	

16/17 Contracted general activity (UDA)	13,187
Carry forward general activity (UDA)	405
16/17 Contracted orthodontic activity (UOA)	2,960
Carry forward orthodontic activity (UOA)	-53
Baseline contract value	£508,363.58

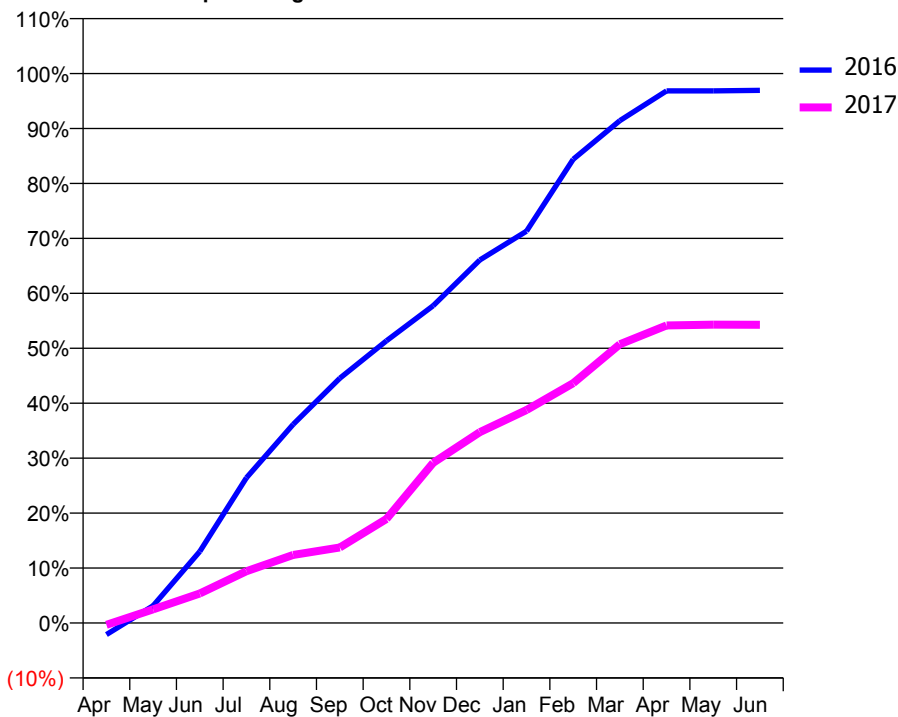
### ACCESS\*

Patients seen in 24 months	Total	Change since previous quarter
Quarter ending March 2016	5,433	
Quarter ending June 2016	5,112	↓
Quarter ending September 2016	4,780	↓
Quarter ending December 2016	4,838	→
Quarter ending March 2017	4,710	↓
<b>Variance since March 2016</b>	<b>(13.3%)</b>	<b>↓</b>



### ACTIVITY

Cumulative percentage of contracted UDA delivered 2016 & 2017



Month	Adjusted Scheduled Activity (UDA)	
	2016	2017
April	-279	-47
May	413	329
June	1,717	709
July	3,487	1,242
August	4,767	1,633
September	5,874	1,811
October	6,772	2,498
November	7,616	3,846
December	8,714	4,580
January	9,403	5,111
February	11,127	5,756
March	12,056	6,689
April	12,770	7,140
May	12,770	7,160
June	12,782	7,157

### QUALITY

	Quantity	Base Number	Contract	AT	Region	England
% of FP17s for the same patient ID Re-attending within 3 months - Children	69	1,251	5.5%	11.2%	12.0%	12.3%
% of FP17s for the same patient ID Re-attending within 3 months - Adults	319	3,184	10.0%	15.2%	16.0%	16.7%
% of FP17s for the same patient ID Re-attending between 3 & 9 months - Children	399	1,251	31.9%	58.8%	58.8%	57.6%
% of FP17s for the same patient ID Re-attending between 3 & 9 months - Adults	913	3,184	28.7%	49.2%	51.2%	50.1%
% of FP17s for Band 1 Urgent Courses	338	4,008	8.4%	9.5%	8.0%	9.1%
% of FP17s Relating to Free Repair or Replacements	15	4,008	0.4%	0.8%	0.8%	0.8%
% of FP17s Relating to Continuations	62	4,008	1.5%	1.3%	1.2%	1.2%
% of Patients satisfied with the dentistry they have received	2	2	N/A	91.9%	92.7%	92.8%
% of Patients satisfied with the time they had to wait for an appointment	2	2	N/A	86.5%	89.1%	88.7%

\* This is based on patients treated on this contract for their most recent course of treatment. Figures in italics indicate the base number of FP17s or Patient Questionnaire responses are less than 100. N/A is shown where the base number of responses is less than 10 during the period. % is calculated as Quantity/Base number\*100

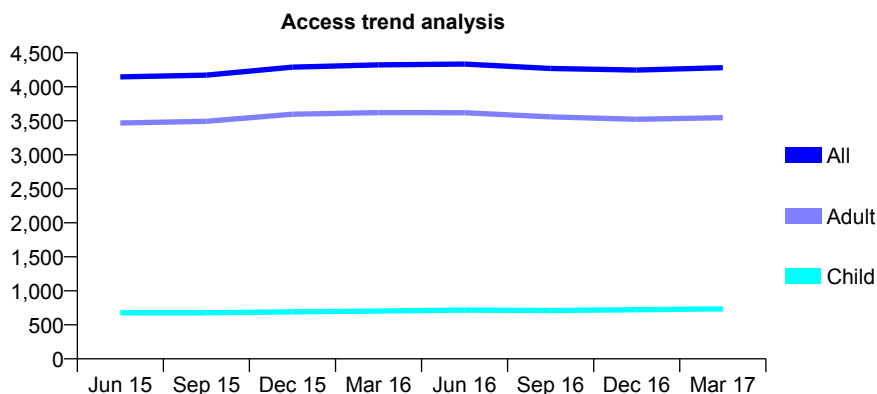
## Q56 - Vital Signs At a Glance Contract Report for 101338/0092 - Year end March 2017

Name or company name	Whitecross Dental Care Limited
Contract type name	GDS Contract
Purpose of contract	General
Contract start date	28/07/2009
Contract end date	

16/17 Contracted general activity (UDA)	13,186
Carry forward general activity (UDA)	155
16/17 Contracted orthodontic activity (UOA)	0
Carry forward orthodontic activity (UOA)	0
Baseline contract value	£332,333.67

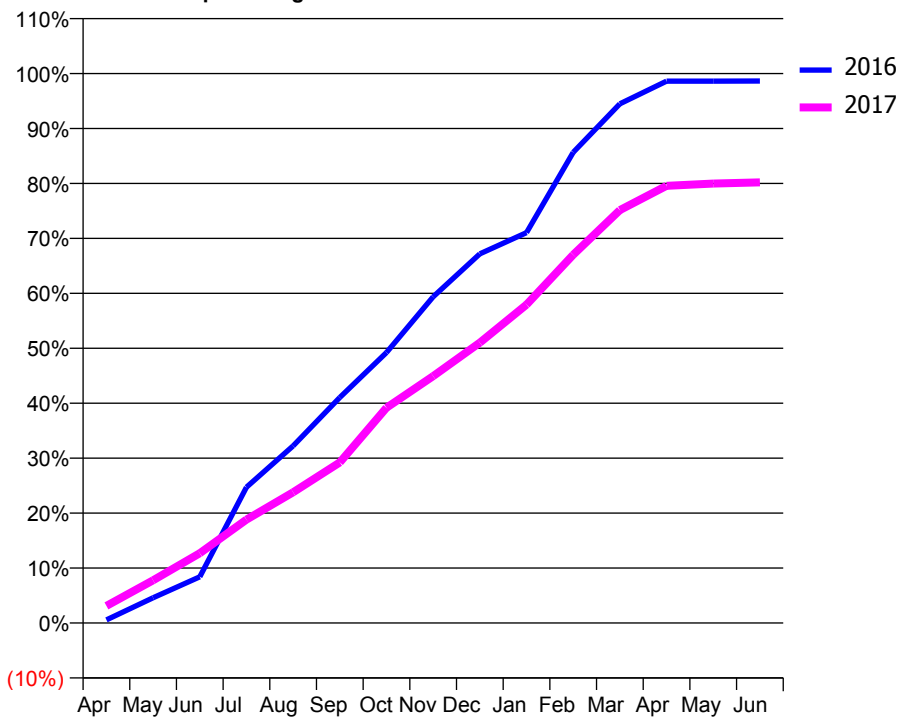
### ACCESS\*

Patients seen in 24 months	Total	Change since previous quarter
Quarter ending March 2016	4,323	
Quarter ending June 2016	4,335	→
Quarter ending September 2016	4,269	↓
Quarter ending December 2016	4,246	→
Quarter ending March 2017	4,282	→
<b>Variance since March 2016</b>	<b>(0.9%)</b>	<b>→</b>



### ACTIVITY

Cumulative percentage of contracted UDA delivered 2016 & 2017



Adjusted Scheduled Activity (UDA)

Month	2016	2017
April	64	412
May	524	1,026
June	957	1,675
July	2,814	2,481
August	3,671	3,136
September	4,673	3,854
October	5,605	5,167
November	6,760	5,924
December	7,648	6,729
January	8,088	7,641
February	9,752	8,836
March	10,757	9,908
April	11,228	10,491
May	11,228	10,546
June	11,231	10,573

### QUALITY

	Quantity	Base Number	Contract	AT	Region	England
% of FP17s for the same patient ID Re-attending within 3 months - Children	27	681	4.0%	11.2%	12.0%	12.3%
% of FP17s for the same patient ID Re-attending within 3 months - Adults	438	3,527	12.4%	15.2%	16.0%	16.7%
% of FP17s for the same patient ID Re-attending between 3 & 9 months - Children	208	681	30.5%	58.8%	58.8%	57.6%
% of FP17s for the same patient ID Re-attending between 3 & 9 months - Adults	1,189	3,527	33.7%	49.2%	51.2%	50.1%
% of FP17s for Band 1 Urgent Courses	365	4,302	8.5%	9.5%	8.0%	9.1%
% of FP17s Relating to Free Repair or Replacements	4	4,302	0.1%	0.8%	0.8%	0.8%
% of FP17s Relating to Continuations	84	4,302	2.0%	1.3%	1.2%	1.2%
% of Patients satisfied with the dentistry they have received	11	13	84.6%	91.9%	92.7%	92.8%
% of Patients satisfied with the time they had to wait for an appointment	12	13	92.3%	86.5%	89.1%	88.7%

\* This is based on patients treated on this contract for their most recent course of treatment. Figures in italics indicate the base number of FP17s or Patient Questionnaire responses are less than 100. N/A is shown where the base number of responses is less than 10 during the period. % is calculated as Quantity/Base number\*100

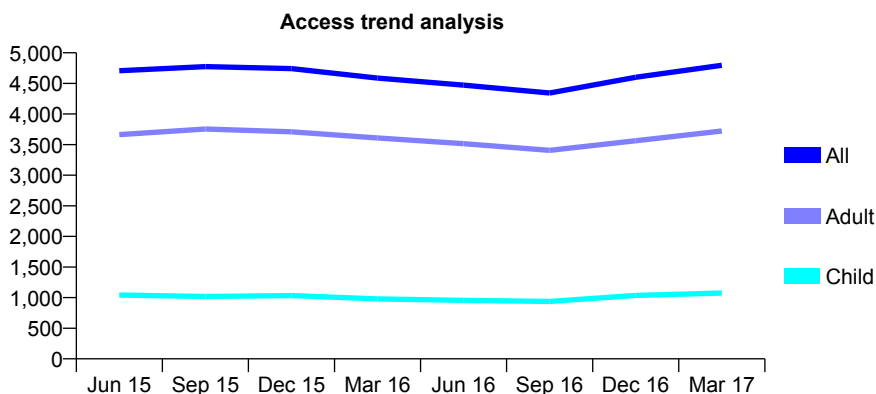
## Q56 - Vital Signs At a Glance Contract Report for 101338/0101 - Year end March 2017

Name or company name	Whitecross Dental Care Limited
Contract type name	GDS Contract
Purpose of contract	General
Contract start date	01/10/2009
Contract end date	

16/17 Contracted general activity (UDA)	14,000
Carry forward general activity (UDA)	0
16/17 Contracted orthodontic activity (UOA)	0
Carry forward orthodontic activity (UOA)	0
Baseline contract value	£344,679.30

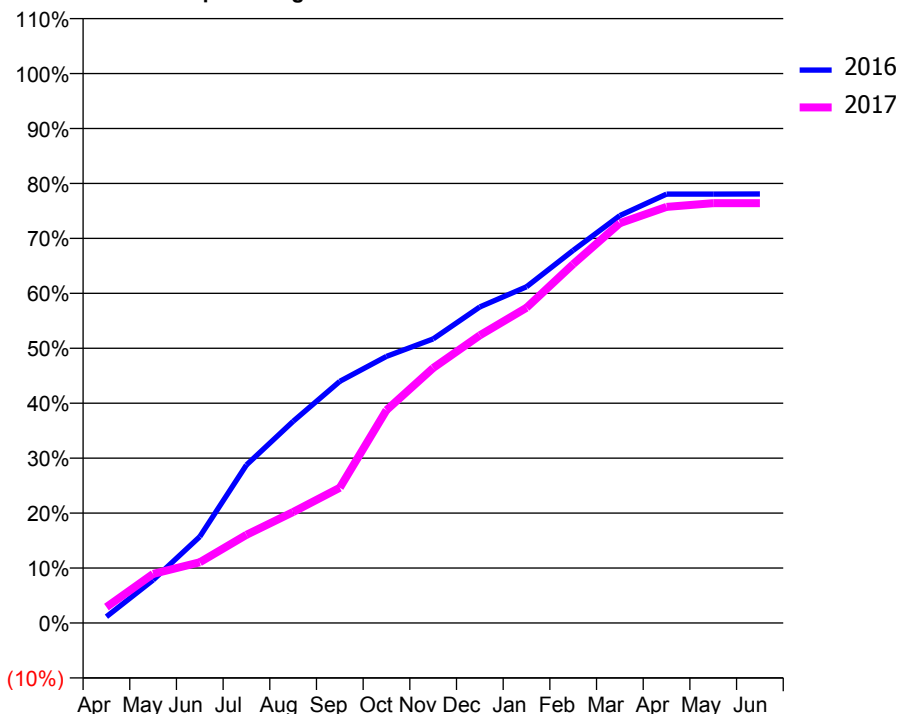
### ACCESS\*

Patients seen in 24 months	Total	Change since previous quarter
Quarter ending March 2016	4,587	
Quarter ending June 2016	4,471	↓
Quarter ending September 2016	4,344	↓
Quarter ending December 2016	4,601	↑
Quarter ending March 2017	4,797	↑
<b>Variance since March 2016</b>	<b>4.6%</b>	<b>↑</b>



### ACTIVITY

Cumulative percentage of contracted UDA delivered 2016 & 2017



Month	Adjusted Scheduled Activity (UDA)	
	2016	2017
April	160	407
May	1,097	1,250
June	2,201	1,546
July	4,027	2,248
August	5,139	2,830
September	6,157	3,447
October	6,793	5,423
November	7,238	6,497
December	8,052	7,331
January	8,568	8,033
February	9,495	9,143
March	10,381	10,187
April	10,926	10,601
May	10,927	10,695
June	10,929	10,695

### QUALITY

	Quantity	Base Number	Contract	AT	Region	England
% of FP17s for the same patient ID Re-attending within 3 months - Children	45	1,272	3.5%	11.2%	12.0%	12.3%
% of FP17s for the same patient ID Re-attending within 3 months - Adults	386	4,275	9.0%	15.2%	16.0%	16.7%
% of FP17s for the same patient ID Re-attending between 3 & 9 months - Children	574	1,272	45.1%	58.8%	58.8%	57.6%
% of FP17s for the same patient ID Re-attending between 3 & 9 months - Adults	1,648	4,275	38.5%	49.2%	51.2%	50.1%
% of FP17s for Band 1 Urgent Courses	206	5,524	3.7%	9.5%	8.0%	9.1%
% of FP17s Relating to Free Repair or Replacements	23	5,524	0.4%	0.8%	0.8%	0.8%
% of FP17s Relating to Continuations	103	5,524	1.9%	1.3%	1.2%	1.2%
% of Patients satisfied with the dentistry they have received	6	7	N/A	91.9%	92.7%	92.8%
% of Patients satisfied with the time they had to wait for an appointment	4	7	N/A	86.5%	89.1%	88.7%

\* This is based on patients treated on this contract for their most recent course of treatment. Figures in italics indicate the base number of FP17s or Patient Questionnaire responses are less than 100. N/A is shown where the base number of responses is less than 10 during the period. % is calculated as Quantity/Base number\*100

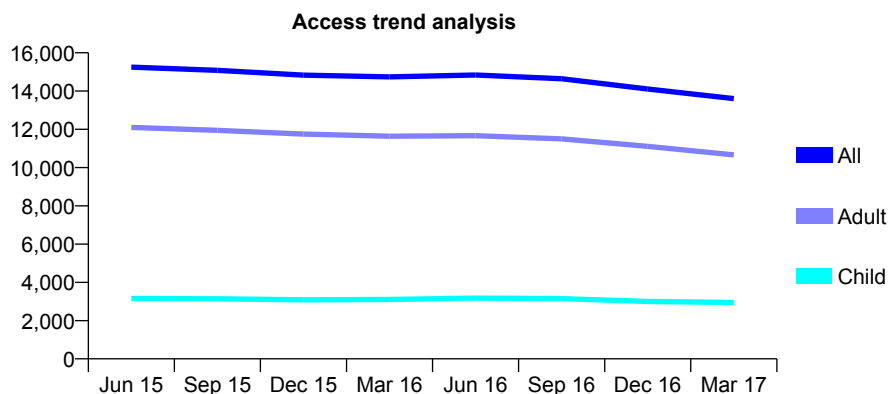
## Q56 - Vital Signs At a Glance Contract Report for 101338/0125 - Year end March 2017

Name or company name	Whitecross Dental Care Limited
Contract type name	GDS Contract
Purpose of contract	General
Contract start date	01/10/2010
Contract end date	

16/17 Contracted general activity (UDA)	45,000
Carry forward general activity (UDA)	0
16/17 Contracted orthodontic activity (UOA)	0
Carry forward orthodontic activity (UOA)	0
Baseline contract value	£1,173,627.46

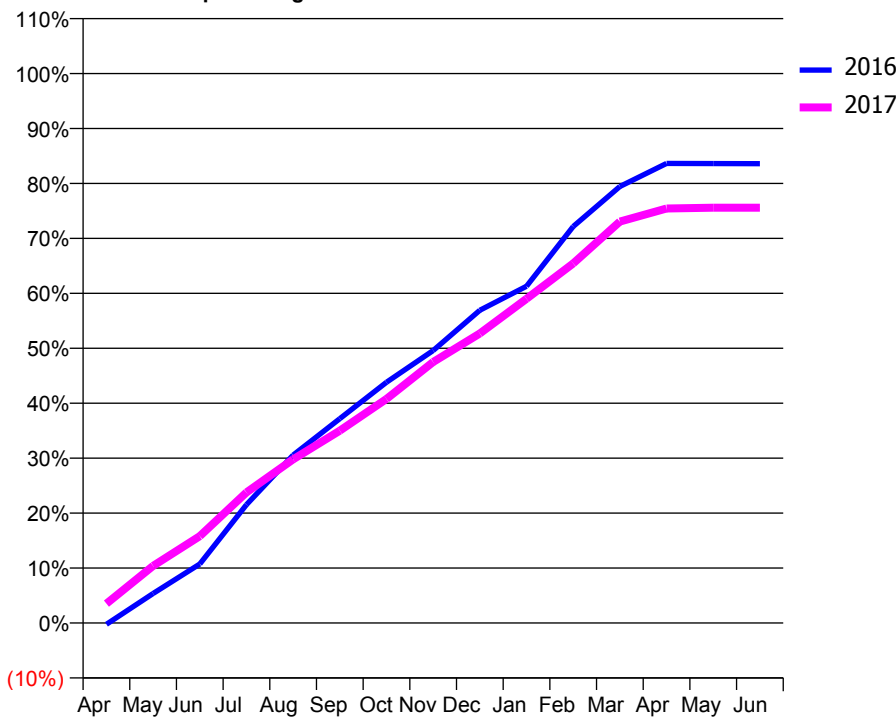
### ACCESS\*

Patients seen in 24 months	Total	Change since previous quarter
Quarter ending March 2016	14,744	
Quarter ending June 2016	14,839	→
Quarter ending September 2016	14,644	↓
Quarter ending December 2016	14,109	↓
Quarter ending March 2017	13,603	↓
<b>Variance since March 2016</b>	<b>(7.7%)</b>	↓



### ACTIVITY

Cumulative percentage of contracted UDA delivered 2016 & 2017



Month	Adjusted Scheduled Activity (UDA)	
	2016	2017
April	-119	1,591
May	2,418	4,680
June	4,835	7,110
July	9,696	10,700
August	13,752	13,405
September	16,735	15,749
October	19,719	18,354
November	22,311	21,378
December	25,613	23,714
January	27,577	26,548
February	32,468	29,445
March	35,751	32,876
April	37,635	33,948
May	37,624	34,005
June	37,617	34,011

### QUALITY

	Quantity	Base Number	Contract	AT	Region	England
% of FP17s for the same patient ID Re-attending within 3 months - Children	158	3,348	4.7%	11.2%	12.0%	12.3%
% of FP17s for the same patient ID Re-attending within 3 months - Adults	1,040	10,653	9.8%	15.2%	16.0%	16.7%
% of FP17s for the same patient ID Re-attending between 3 & 9 months - Children	1,475	3,348	44.1%	58.8%	58.8%	57.6%
% of FP17s for the same patient ID Re-attending between 3 & 9 months - Adults	4,144	10,653	38.9%	49.2%	51.2%	50.1%
% of FP17s for Band 1 Urgent Courses	982	13,747	7.1%	9.5%	8.0%	9.1%
% of FP17s Relating to Free Repair or Replacements	61	13,747	0.4%	0.8%	0.8%	0.8%
% of FP17s Relating to Continuations	192	13,747	1.4%	1.3%	1.2%	1.2%
% of Patients satisfied with the dentistry they have received	25	29	86.2%	91.9%	92.7%	92.8%
% of Patients satisfied with the time they had to wait for an appointment	22	29	75.9%	86.5%	89.1%	88.7%

\* This is based on patients treated on this contract for their most recent course of treatment. Figures in italics indicate the base number of FP17s or Patient Questionnaire responses are less than 100. N/A is shown where the base number of responses is less than 10 during the period. % is calculated as Quantity/Base number\*100



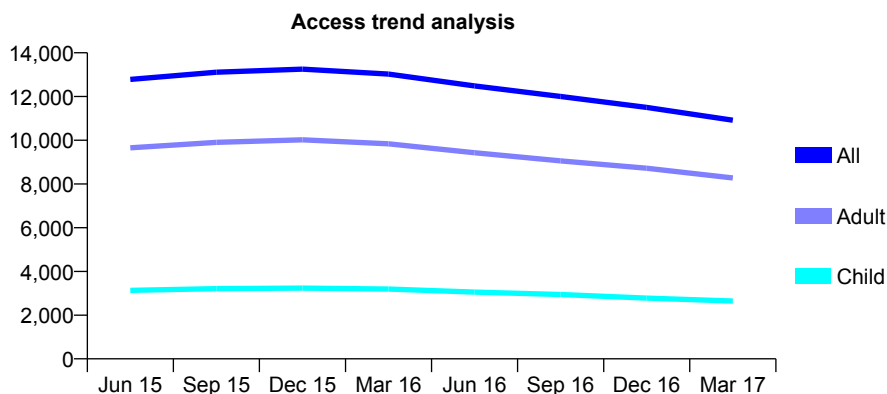
## Q56 - Vital Signs At a Glance Contract Report for 101338/0126 - Year end March 2017

Name or company name	Whitecross Dental Care Limited
Contract type name	GDS Contract
Purpose of contract	General
Contract start date	01/10/2010
Contract end date	

16/17 Contracted general activity (UDA)	41,356
Carry forward general activity (UDA)	0
16/17 Contracted orthodontic activity (UOA)	0
Carry forward orthodontic activity (UOA)	0
Baseline contract value	£1,078,386.33

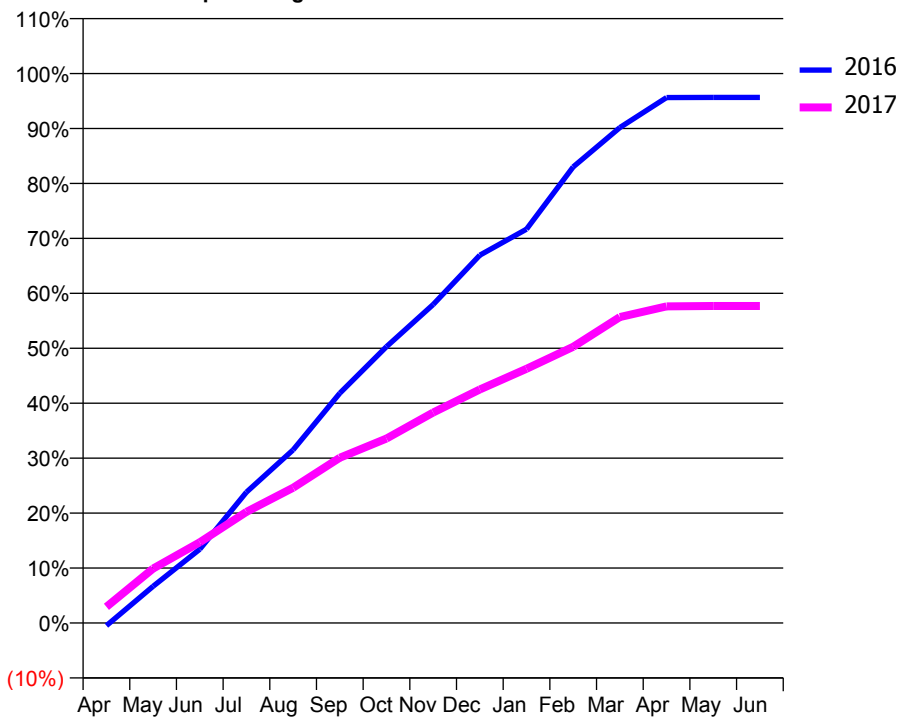
### ACCESS\*

Patients seen in 24 months	Total	Change since previous quarter
Quarter ending March 2016	13,027	
Quarter ending June 2016	12,483	↓
Quarter ending September 2016	12,002	↓
Quarter ending December 2016	11,500	↓
Quarter ending March 2017	10,918	↓
<b>Variance since March 2016</b>	<b>(16.2%)</b>	<b>↓</b>



### ACTIVITY

Cumulative percentage of contracted UDA delivered 2016 & 2017



Month	Adjusted Scheduled Activity (UDA)	
	2016	2017
April	-208	1,224
May	2,764	4,099
June	5,551	6,077
July	9,855	8,365
August	13,027	10,180
September	17,292	12,436
October	20,803	13,881
November	23,967	15,837
December	27,689	17,579
January	29,640	19,136
February	34,326	20,792
March	37,286	23,028
April	39,550	23,826
May	39,551	23,859
June	39,558	23,860

### QUALITY

	Quantity	Base Number	Contract	AT	Region	England
% of FP17s for the same patient ID Re-attending within 3 months - Children	176	2,720	6.5%	11.2%	12.0%	12.3%
% of FP17s for the same patient ID Re-attending within 3 months - Adults	1,163	8,420	13.8%	15.2%	16.0%	16.7%
% of FP17s for the same patient ID Re-attending between 3 & 9 months - Children	1,330	2,720	48.9%	58.8%	58.8%	57.6%
% of FP17s for the same patient ID Re-attending between 3 & 9 months - Adults	3,916	8,420	46.5%	49.2%	51.2%	50.1%
% of FP17s for Band 1 Urgent Courses	833	10,751	7.7%	9.5%	8.0%	9.1%
% of FP17s Relating to Free Repair or Replacements	129	10,751	1.2%	0.8%	0.8%	0.8%
% of FP17s Relating to Continuations	207	10,751	1.9%	1.3%	1.2%	1.2%
% of Patients satisfied with the dentistry they have received	8	9	N/A	91.9%	92.7%	92.8%
% of Patients satisfied with the time they had to wait for an appointment	7	9	N/A	86.5%	89.1%	88.7%

\* This is based on patients treated on this contract for their most recent course of treatment. Figures in italics indicate the base number of FP17s or Patient Questionnaire responses are less than 100. N/A is shown where the base number of responses is less than 10 during the period. % is calculated as Quantity/Base number\*100

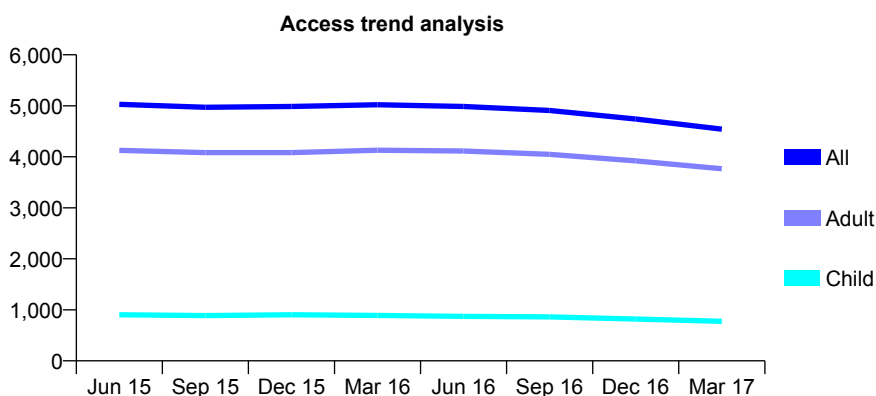
## Q56 - Vital Signs At a Glance Contract Report for 101338/0127 - Year end March 2017

Name or company name	Whitecross Dental Care Limited
Contract type name	GDS Contract
Purpose of contract	General
Contract start date	01/10/2010
Contract end date	

16/17 Contracted general activity (UDA)	15,000
Carry forward general activity (UDA)	0
16/17 Contracted orthodontic activity (UOA)	0
Carry forward orthodontic activity (UOA)	0
Baseline contract value	£391,740.66

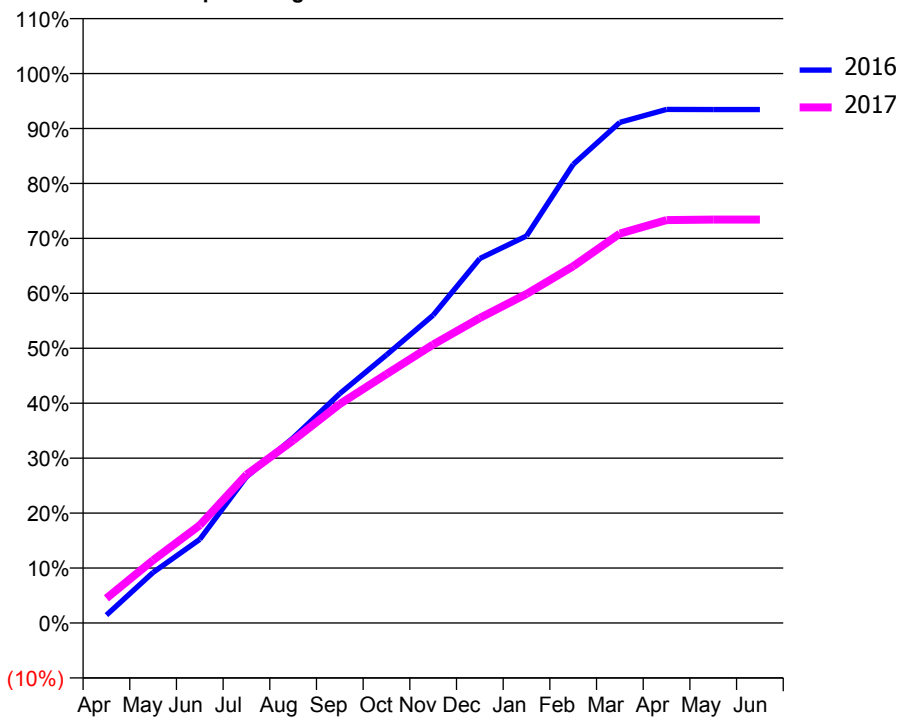
### ACCESS\*

Patients seen in 24 months	Total	Change since previous quarter
Quarter ending March 2016	5,020	
Quarter ending June 2016	4,986	→
Quarter ending September 2016	4,909	↓
Quarter ending December 2016	4,741	↓
Quarter ending March 2017	4,542	↓
<b>Variance since March 2016</b>	<b>(9.5%)</b>	<b>↓</b>



### ACTIVITY

Cumulative percentage of contracted UDA delivered 2016 & 2017



Adjusted Scheduled Activity (UDA)

Month	2016	2017
April	217	677
May	1,382	1,718
June	2,286	2,671
July	3,991	4,050
August	5,054	4,987
September	6,262	5,977
October	7,317	6,794
November	8,404	7,603
December	9,948	8,325
January	10,565	8,980
February	12,519	9,738
March	13,666	10,630
April	14,018	10,999
May	14,017	11,015
June	14,017	11,013

### QUALITY

	Quantity	Base Number	Contract	AT	Region	England
% of FP17s for the same patient ID Re-attending within 3 months - Children	45	933	4.8%	11.2%	12.0%	12.3%
% of FP17s for the same patient ID Re-attending within 3 months - Adults	632	4,621	13.7%	15.2%	16.0%	16.7%
% of FP17s for the same patient ID Re-attending between 3 & 9 months - Children	589	933	63.1%	58.8%	58.8%	57.6%
% of FP17s for the same patient ID Re-attending between 3 & 9 months - Adults	2,488	4,621	53.8%	49.2%	51.2%	50.1%
% of FP17s for Band 1 Urgent Courses	168	5,549	3.0%	9.5%	8.0%	9.1%
% of FP17s Relating to Free Repair or Replacements	84	5,549	1.5%	0.8%	0.8%	0.8%
% of FP17s Relating to Continuations	154	5,549	2.8%	1.3%	1.2%	1.2%
% of Patients satisfied with the dentistry they have received	7	7	N/A	91.9%	92.7%	92.8%
% of Patients satisfied with the time they had to wait for an appointment	7	7	N/A	86.5%	89.1%	88.7%

\* This is based on patients treated on this contract for their most recent course of treatment. Figures in italics indicate the base number of FP17s or Patient Questionnaire responses are less than 100. N/A is shown where the base number of responses is less than 10 during the period. % is calculated as Quantity/Base number\*100

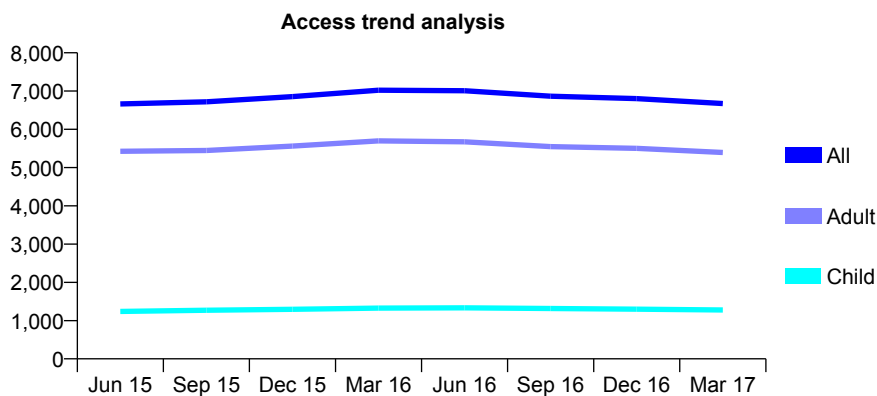
## Q56 - Vital Signs At a Glance Contract Report for 101338/0128 - Year end March 2017

Name or company name	Whitecross Dental Care Limited
Contract type name	GDS Contract
Purpose of contract	General
Contract start date	01/10/2010
Contract end date	

16/17 Contracted general activity (UDA)	21,000
Carry forward general activity (UDA)	0
16/17 Contracted orthodontic activity (UOA)	0
Carry forward orthodontic activity (UOA)	0
Baseline contract value	£552,649.92

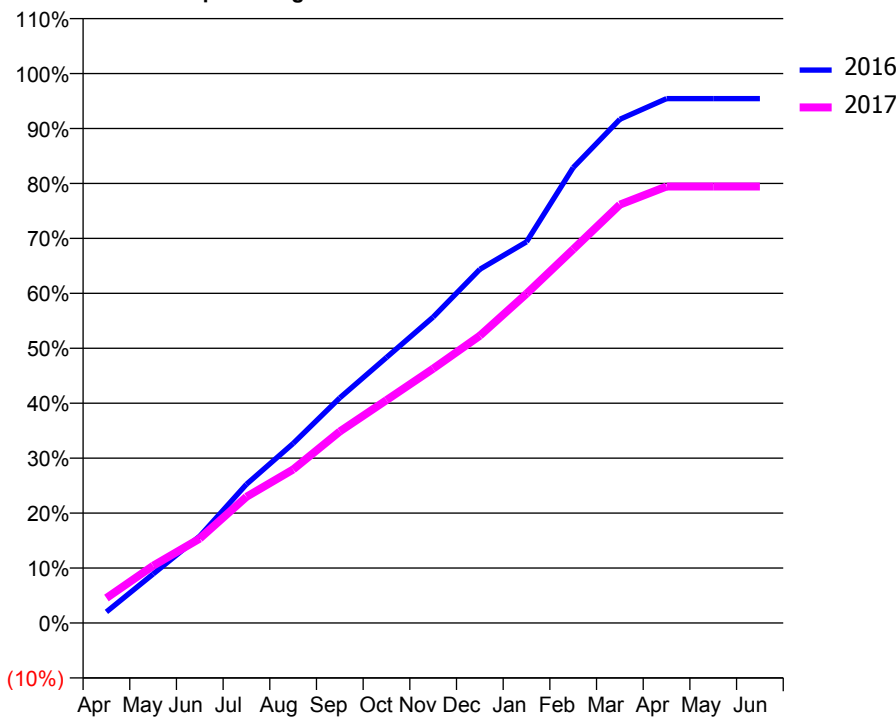
### ACCESS\*

Patients seen in 24 months	Total	Change since previous quarter
Quarter ending March 2016	7,022	
Quarter ending June 2016	7,007	→
Quarter ending September 2016	6,864	↓
Quarter ending December 2016	6,802	→
Quarter ending March 2017	6,672	↓
<b>Variance since March 2016</b>	<b>(5.0%)</b>	↓



### ACTIVITY

Cumulative percentage of contracted UDA delivered 2016 & 2017



Month	Adjusted Scheduled Activity (UDA)	
	2016	2017
April	428	954
May	1,873	2,190
June	3,319	3,227
July	5,304	4,824
August	6,863	5,870
September	8,602	7,320
October	10,147	8,517
November	11,692	9,719
December	13,518	10,979
January	14,567	12,583
February	17,404	14,280
March	19,251	15,991
April	20,040	16,683
May	20,040	16,683
June	20,040	16,683

### QUALITY

	Quantity	Base Number	Contract	AT	Region	England
% of FP17s for the same patient ID Re-attending within 3 months - Children	81	1,584	5.1%	11.2%	12.0%	12.3%
% of FP17s for the same patient ID Re-attending within 3 months - Adults	706	6,025	11.7%	15.2%	16.0%	16.7%
% of FP17s for the same patient ID Re-attending between 3 & 9 months - Children	935	1,584	59.0%	58.8%	58.8%	57.6%
% of FP17s for the same patient ID Re-attending between 3 & 9 months - Adults	2,328	6,025	38.6%	49.2%	51.2%	50.1%
% of FP17s for Band 1 Urgent Courses	442	7,607	5.8%	9.5%	8.0%	9.1%
% of FP17s Relating to Free Repair or Replacements	51	7,607	0.7%	0.8%	0.8%	0.8%
% of FP17s Relating to Continuations	174	7,607	2.3%	1.3%	1.2%	1.2%
% of Patients satisfied with the dentistry they have received	16	16	100.0%	91.9%	92.7%	92.8%
% of Patients satisfied with the time they had to wait for an appointment	13	16	81.3%	86.5%	89.1%	88.7%

\* This is based on patients treated on this contract for their most recent course of treatment. Figures in italics indicate the base number of FP17s or Patient Questionnaire responses are less than 100. N/A is shown where the base number of responses is less than 10 during the period. % is calculated as Quantity/Base number\*100

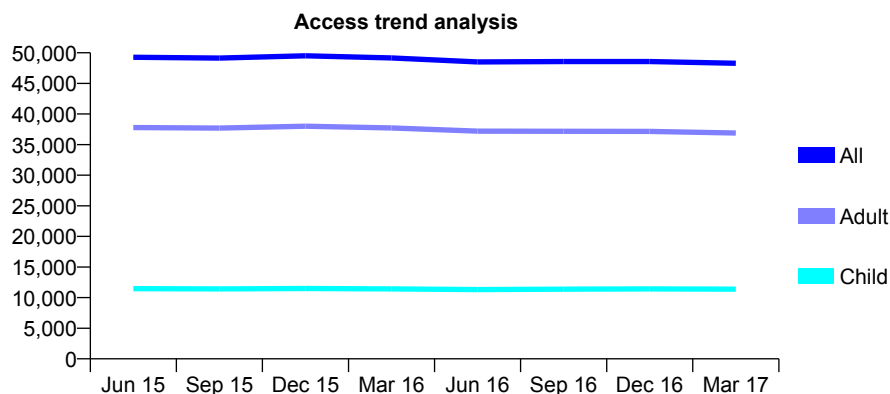
## Q56 - Vital Signs At a Glance Contract Report for 101370/0004 - Year end March 2017

Name or company name	Petrie Tucker and Partners Ltd
Contract type name	GDS Contract
Purpose of contract	General
Contract start date	01/04/2006
Contract end date	

16/17 Contracted general activity (UDA)	144,576
Carry forward general activity (UDA)	0
16/17 Contracted orthodontic activity (UOA)	0
Carry forward orthodontic activity (UOA)	0
Baseline contract value	£3,700,323.29

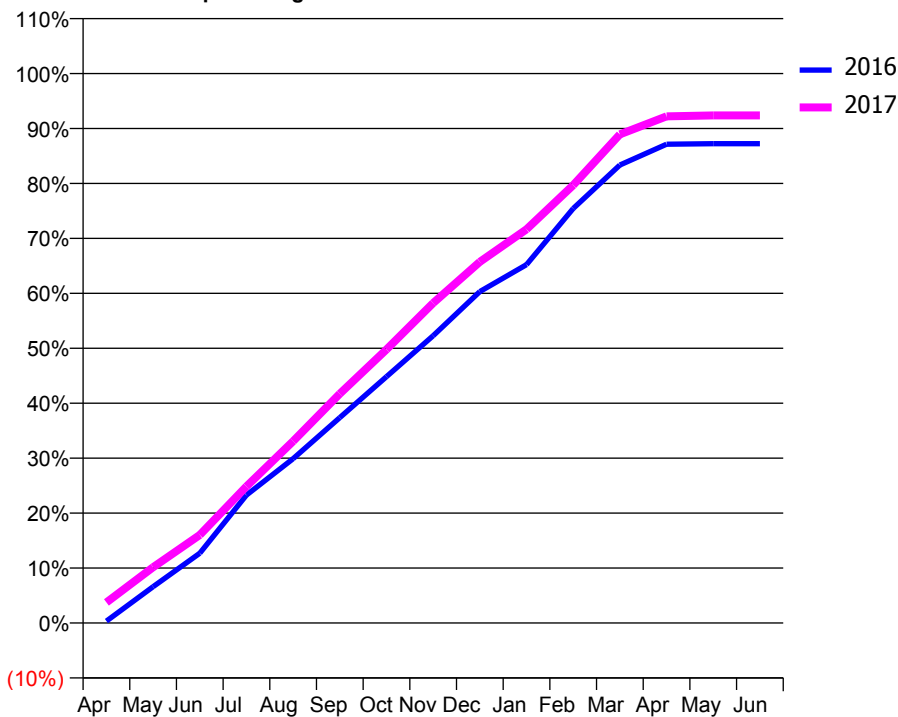
### ACCESS\*

Patients seen in 24 months	Total	Change since previous quarter
Quarter ending March 2016	49,160	
Quarter ending June 2016	48,518	↓
Quarter ending September 2016	48,565	→
Quarter ending December 2016	48,576	→
Quarter ending March 2017	48,290	→
<b>Variance since March 2016</b>	<b>(1.8%)</b>	<b>↓</b>



### ACTIVITY

Cumulative percentage of contracted UDA delivered 2016 & 2017



Month	Adjusted Scheduled Activity (UDA)	
	2016	2017
April	504	5,425
May	9,558	14,666
June	18,375	23,170
July	33,666	35,949
August	43,257	47,852
September	54,031	60,326
October	64,835	71,976
November	75,593	84,197
December	87,188	95,034
January	94,273	103,578
February	109,047	115,201
March	120,485	128,580
April	125,956	133,292
May	126,113	133,532
June	126,110	133,545

### QUALITY

	Quantity	Base Number	Contract	AT	Region	England
% of FP17s for the same patient ID Re-attending within 3 months - Children	1,082	16,996	6.4%	11.2%	12.0%	12.3%
% of FP17s for the same patient ID Re-attending within 3 months - Adults	5,569	49,338	11.3%	15.2%	16.0%	16.7%
% of FP17s for the same patient ID Re-attending between 3 & 9 months - Children	10,087	16,996	59.3%	58.8%	58.8%	57.6%
% of FP17s for the same patient ID Re-attending between 3 & 9 months - Adults	26,017	49,338	52.7%	49.2%	51.2%	50.1%
% of FP17s for Band 1 Urgent Courses	2,295	66,094	3.5%	9.5%	8.0%	9.1%
% of FP17s Relating to Free Repair or Replacements	520	66,094	0.8%	0.8%	0.8%	0.8%
% of FP17s Relating to Continuations	1,475	66,094	2.2%	1.3%	1.2%	1.2%
% of Patients satisfied with the dentistry they have received	74	81	91.4%	91.9%	92.7%	92.8%
% of Patients satisfied with the time they had to wait for an appointment	75	81	92.6%	86.5%	89.1%	88.7%

\* This is based on patients treated on this contract for their most recent course of treatment. Figures in italics indicate the base number of FP17s or Patient Questionnaire responses are less than 100. N/A is shown where the base number of responses is less than 10 during the period. % is calculated as Quantity/Base number\*100

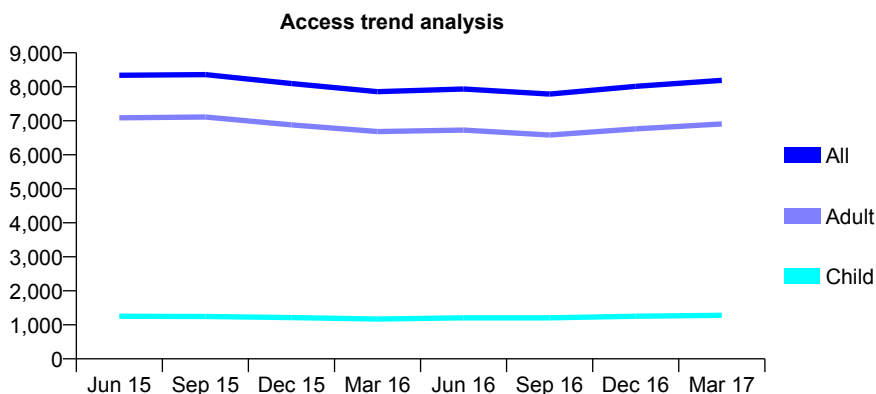
## Q56 - Vital Signs At a Glance Contract Report for 101435/0009 - Year end March 2017

Name or company name	IDH Limited
Contract type name	GDS Contract
Purpose of contract	General
Contract start date	01/04/2006
Contract end date	

16/17 Contracted general activity (UDA)	25,917
Carry forward general activity (UDA)	0
16/17 Contracted orthodontic activity (UOA)	0
Carry forward orthodontic activity (UOA)	0
Baseline contract value	£560,936.38

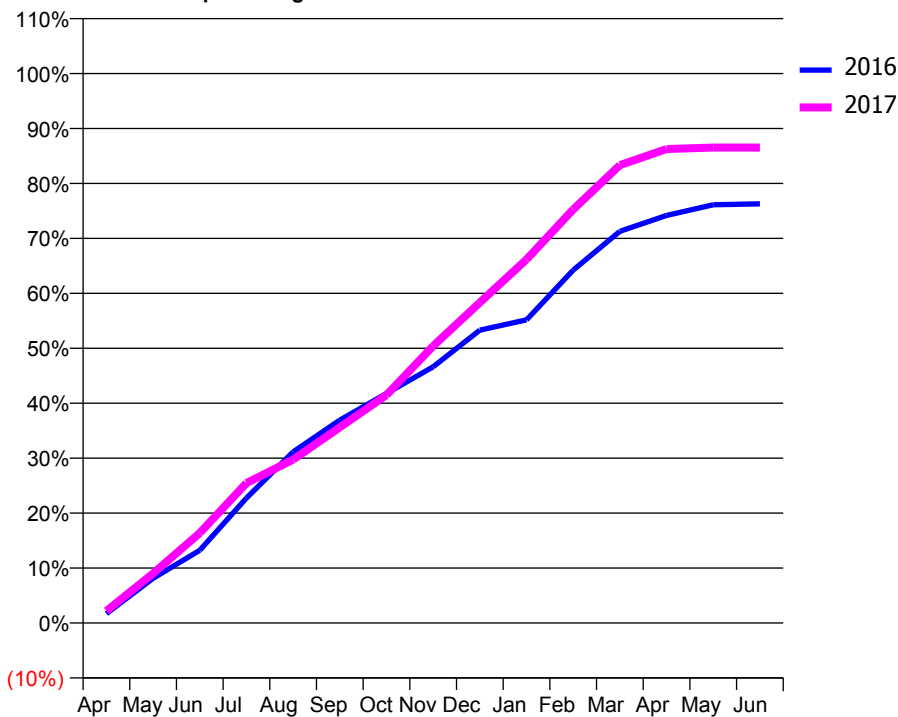
### ACCESS\*

Patients seen in 24 months	Total	Change since previous quarter
Quarter ending March 2016	7,857	
Quarter ending June 2016	7,935	→
Quarter ending September 2016	7,788	↓
Quarter ending December 2016	8,014	↑
Quarter ending March 2017	8,189	↑
<b>Variance since March 2016</b>	<b>4.2%</b>	<b>↑</b>



### ACTIVITY

Cumulative percentage of contracted UDA delivered 2016 & 2017



Month	Adjusted Scheduled Activity (UDA)	
	2016	2017
April	446	571
May	2,111	2,336
June	3,428	4,246
July	5,896	6,598
August	8,069	7,705
September	9,569	9,230
October	10,825	10,750
November	12,083	13,067
December	13,812	15,114
January	14,301	17,148
February	16,644	19,506
March	18,477	21,596
April	19,222	22,354
May	19,728	22,425
June	19,770	22,425

### QUALITY

	Quantity	Base Number	Contract	AT	Region	England
% of FP17s for the same patient ID Re-attending within 3 months - Children	110	1,717	6.4%	11.2%	12.0%	12.3%
% of FP17s for the same patient ID Re-attending within 3 months - Adults	1,140	8,480	13.4%	15.2%	16.0%	16.7%
% of FP17s for the same patient ID Re-attending between 3 & 9 months - Children	773	1,717	45.0%	58.8%	58.8%	57.6%
% of FP17s for the same patient ID Re-attending between 3 & 9 months - Adults	3,199	8,480	37.7%	49.2%	51.2%	50.1%
% of FP17s for Band 1 Urgent Courses	556	10,060	5.5%	9.5%	8.0%	9.1%
% of FP17s Relating to Free Repair or Replacements	59	10,060	0.6%	0.8%	0.8%	0.8%
% of FP17s Relating to Continuations	277	10,060	2.8%	1.3%	1.2%	1.2%
% of Patients satisfied with the dentistry they have received	14	16	87.5%	91.9%	92.7%	92.8%
% of Patients satisfied with the time they had to wait for an appointment	13	16	81.3%	86.5%	89.1%	88.7%

\* This is based on patients treated on this contract for their most recent course of treatment. Figures in italics indicate the base number of FP17s or Patient Questionnaire responses are less than 100. N/A is shown where the base number of responses is less than 10 during the period. % is calculated as Quantity/Base number\*100

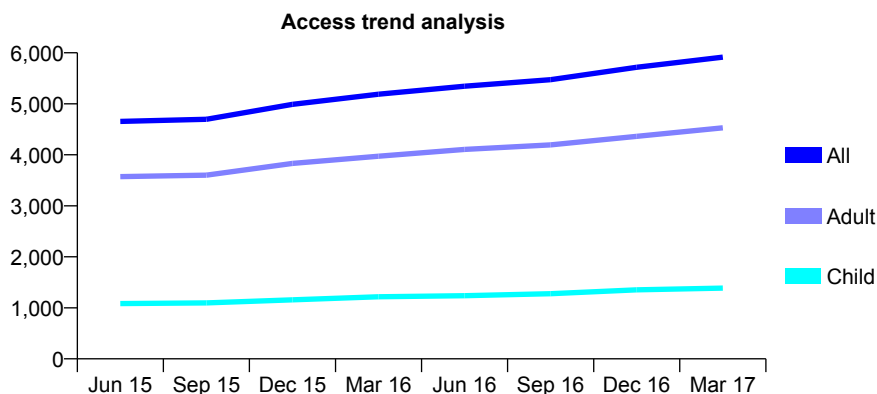
## Q56 - Vital Signs At a Glance Contract Report for 101435/0010 - Year end March 2017

Name or company name	IDH Limited
Contract type name	GDS Contract
Purpose of contract	General
Contract start date	01/04/2006
Contract end date	

16/17 Contracted general activity (UDA)	21,213
Carry forward general activity (UDA)	0
16/17 Contracted orthodontic activity (UOA)	0
Carry forward orthodontic activity (UOA)	0
Baseline contract value	£609,069.89

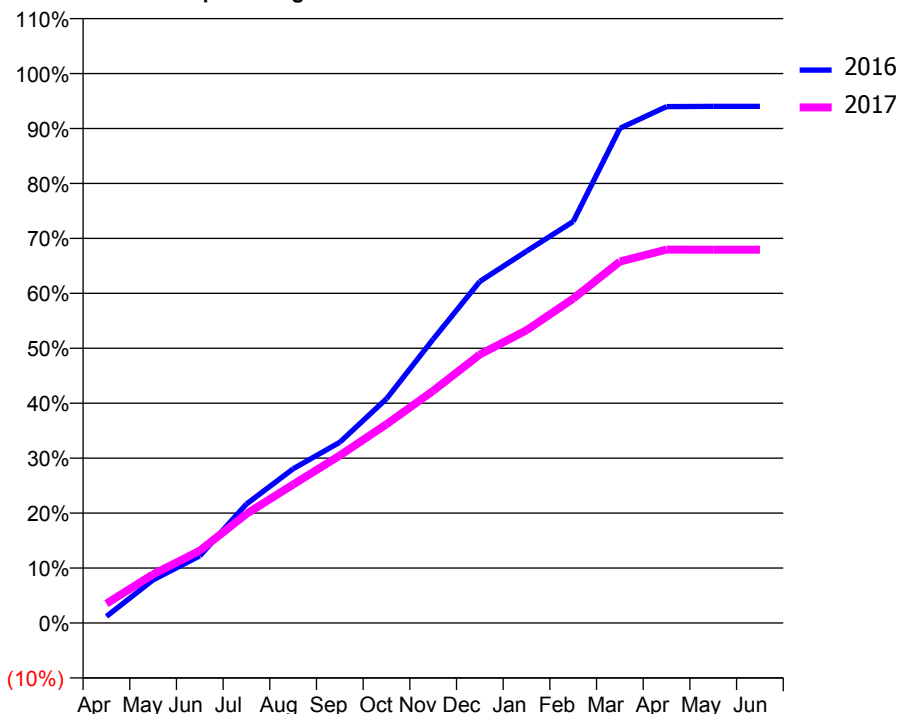
### ACCESS\*

Patients seen in 24 months	Total	Change since previous quarter
Quarter ending March 2016	5,189	
Quarter ending June 2016	5,344	↑
Quarter ending September 2016	5,472	↑
Quarter ending December 2016	5,717	↑
Quarter ending March 2017	5,916	↑
<b>Variance since March 2016</b>	<b>14.0%</b>	<b>↑</b>



### ACTIVITY

Cumulative percentage of contracted UDA delivered 2016 & 2017



Month	Adjusted Scheduled Activity (UDA)	
	2016	2017
April	162	748
May	1,056	1,883
June	1,642	2,794
July	2,912	4,212
August	3,771	5,346
September	4,421	6,470
October	5,483	7,674
November	6,940	8,966
December	8,353	10,364
January	9,094	11,302
February	9,817	12,520
March	12,095	13,954
April	12,628	14,415
May	12,634	14,412
June	12,634	14,412

### QUALITY

	Quantity	Base Number	Contract	AT	Region	England
% of FP17s for the same patient ID Re-attending within 3 months - Children	141	1,745	8.1%	11.2%	12.0%	12.3%
% of FP17s for the same patient ID Re-attending within 3 months - Adults	809	5,369	15.1%	15.2%	16.0%	16.7%
% of FP17s for the same patient ID Re-attending between 3 & 9 months - Children	797	1,745	45.7%	58.8%	58.8%	57.6%
% of FP17s for the same patient ID Re-attending between 3 & 9 months - Adults	1,987	5,369	37.0%	49.2%	51.2%	50.1%
% of FP17s for Band 1 Urgent Courses	441	7,057	6.2%	9.5%	8.0%	9.1%
% of FP17s Relating to Free Repair or Replacements	82	7,057	1.2%	0.8%	0.8%	0.8%
% of FP17s Relating to Continuations	201	7,057	2.8%	1.3%	1.2%	1.2%
% of Patients satisfied with the dentistry they have received	2	4	N/A	91.9%	92.7%	92.8%
% of Patients satisfied with the time they had to wait for an appointment	4	4	N/A	86.5%	89.1%	88.7%

\* This is based on patients treated on this contract for their most recent course of treatment. Figures in italics indicate the base number of FP17s or Patient Questionnaire responses are less than 100. N/A is shown where the base number of responses is less than 10 during the period. % is calculated as Quantity/Base number\*100

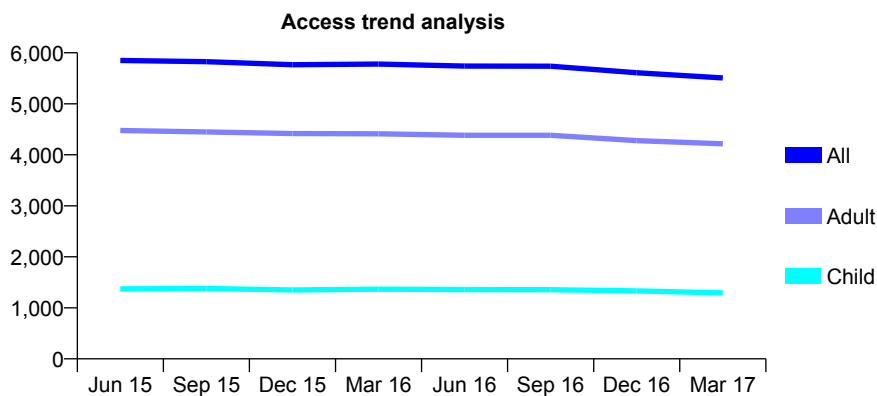
## Q56 - Vital Signs At a Glance Contract Report for 101435/0011 - Year end March 2017

Name or company name	IDH Limited
Contract type name	GDS Contract
Purpose of contract	General
Contract start date	01/04/2006
Contract end date	

16/17 Contracted general activity (UDA)	15,130
Carry forward general activity (UDA)	0
16/17 Contracted orthodontic activity (UOA)	0
Carry forward orthodontic activity (UOA)	0
Baseline contract value	£338,962.58

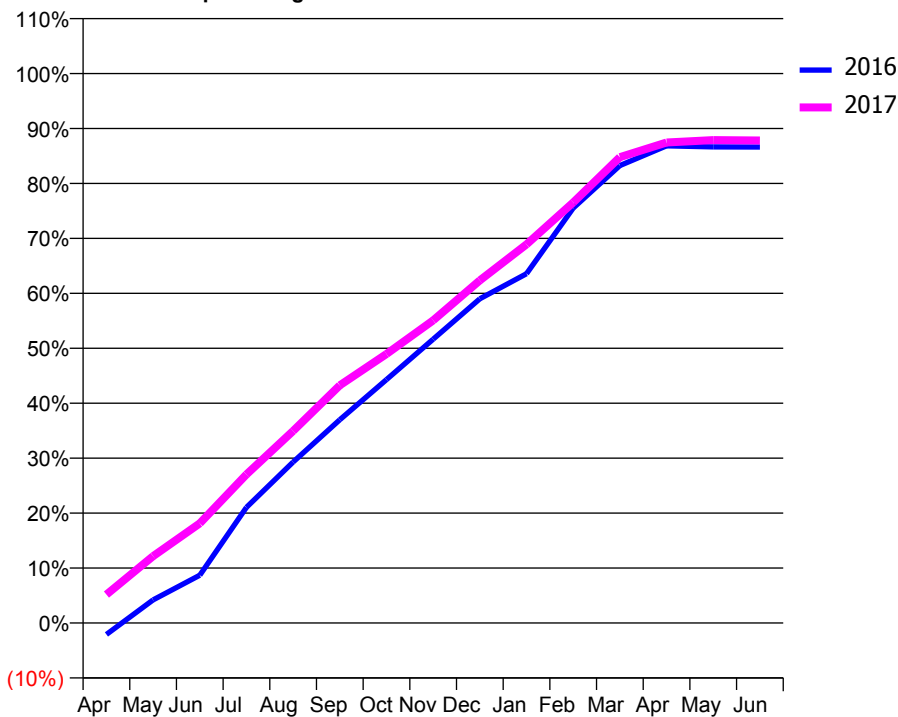
### ACCESS\*

Patients seen in 24 months	Total	Change since previous quarter
Quarter ending March 2016	5,778	
Quarter ending June 2016	5,739	→
Quarter ending September 2016	5,738	→
Quarter ending December 2016	5,610	↓
Quarter ending March 2017	5,508	↓
<b>Variance since March 2016</b>	<b>(4.7%)</b>	<b>↓</b>



### ACTIVITY

Cumulative percentage of contracted UDA delivered 2016 & 2017



Month	Adjusted Scheduled Activity (UDA)	
	2016	2017
April	-319	783
May	637	1,842
June	1,316	2,746
July	3,185	4,092
August	4,433	5,288
September	5,598	6,543
October	6,702	7,408
November	7,816	8,331
December	8,928	9,432
January	9,617	10,425
February	11,425	11,578
March	12,597	12,827
April	13,141	13,231
May	13,110	13,297
June	13,107	13,286

### QUALITY

	Quantity	Base Number	Contract	AT	Region	England
% of FP17s for the same patient ID Re-attending within 3 months - Children	59	1,893	3.1%	11.2%	12.0%	12.3%
% of FP17s for the same patient ID Re-attending within 3 months - Adults	334	4,979	6.7%	15.2%	16.0%	16.7%
% of FP17s for the same patient ID Re-attending between 3 & 9 months - Children	1,264	1,893	66.8%	58.8%	58.8%	57.6%
% of FP17s for the same patient ID Re-attending between 3 & 9 months - Adults	1,795	4,979	36.1%	49.2%	51.2%	50.1%
% of FP17s for Band 1 Urgent Courses	286	6,889	4.2%	9.5%	8.0%	9.1%
% of FP17s Relating to Free Repair or Replacements	44	6,889	0.6%	0.8%	0.8%	0.8%
% of FP17s Relating to Continuations	72	6,889	1.0%	1.3%	1.2%	1.2%
% of Patients satisfied with the dentistry they have received	15	16	93.8%	91.9%	92.7%	92.8%
% of Patients satisfied with the time they had to wait for an appointment	15	16	93.8%	86.5%	89.1%	88.7%

\* This is based on patients treated on this contract for their most recent course of treatment. Figures in italics indicate the base number of FP17s or Patient Questionnaire responses are less than 100. N/A is shown where the base number of responses is less than 10 during the period. % is calculated as Quantity/Base number\*100



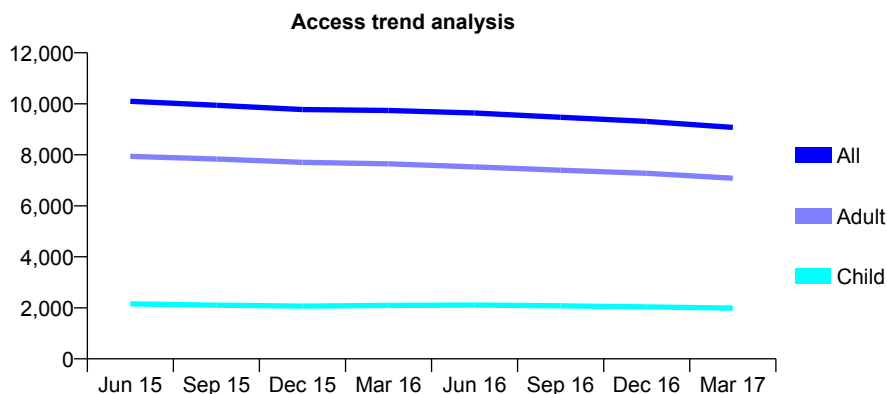
## Q56 - Vital Signs At a Glance Contract Report for 101435/0017 - Year end March 2017

Name or company name	IDH Limited
Contract type name	GDS Contract
Purpose of contract	General
Contract start date	01/04/2006
Contract end date	

16/17 Contracted general activity (UDA)	34,178
Carry forward general activity (UDA)	0
16/17 Contracted orthodontic activity (UOA)	0
Carry forward orthodontic activity (UOA)	0
Baseline contract value	£748,643.15

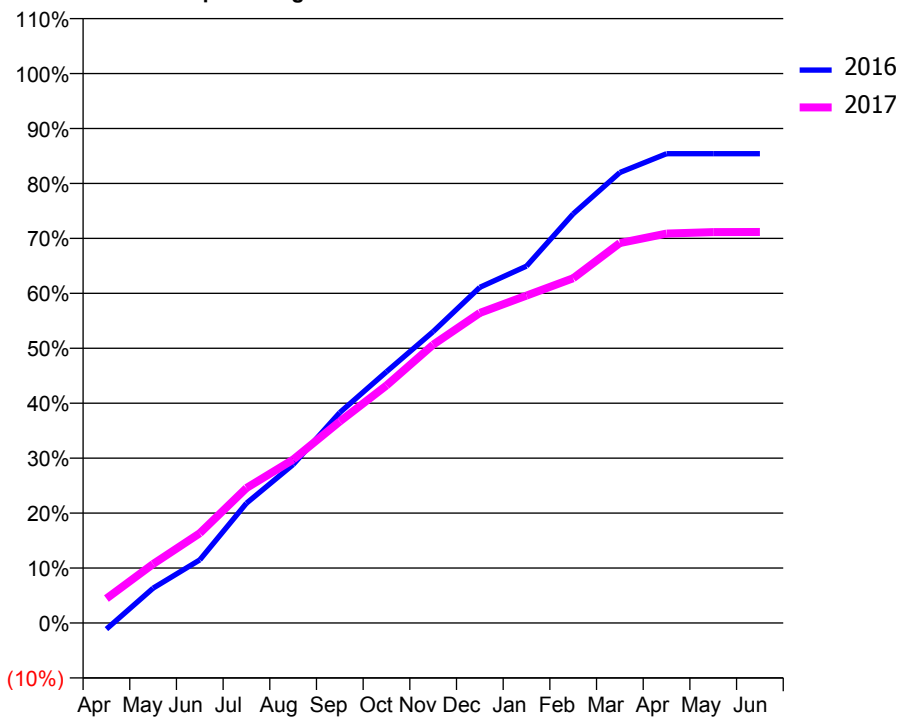
### ACCESS\*

Patients seen in 24 months	Total	Change since previous quarter
Quarter ending March 2016	9,740	
Quarter ending June 2016	9,637	↓
Quarter ending September 2016	9,473	↓
Quarter ending December 2016	9,311	↓
Quarter ending March 2017	9,072	↓
<b>Variance since March 2016</b>	<b>(6.9%)</b>	<b>↓</b>



### ACTIVITY

Cumulative percentage of contracted UDA delivered 2016 & 2017



Month	Adjusted Scheduled Activity (UDA)	
	2016	2017
April	-385	1,520
May	2,172	3,670
June	3,931	5,582
July	7,455	8,398
August	9,860	10,166
September	13,096	12,535
October	15,632	14,773
November	18,126	17,317
December	20,876	19,289
January	22,202	20,366
February	25,452	21,442
March	28,025	23,637
April	29,191	24,222
May	29,188	24,311
June	29,188	24,318

### QUALITY

	Quantity	Base Number	Contract	AT	Region	England
% of FP17s for the same patient ID Re-attending within 3 months - Children	120	2,356	5.1%	11.2%	12.0%	12.3%
% of FP17s for the same patient ID Re-attending within 3 months - Adults	908	8,613	10.5%	15.2%	16.0%	16.7%
% of FP17s for the same patient ID Re-attending between 3 & 9 months - Children	1,219	2,356	51.7%	58.8%	58.8%	57.6%
% of FP17s for the same patient ID Re-attending between 3 & 9 months - Adults	4,670	8,613	54.2%	49.2%	51.2%	50.1%
% of FP17s for Band 1 Urgent Courses	552	10,815	5.1%	9.5%	8.0%	9.1%
% of FP17s Relating to Free Repair or Replacements	54	10,815	0.5%	0.8%	0.8%	0.8%
% of FP17s Relating to Continuations	192	10,815	1.8%	1.3%	1.2%	1.2%
% of Patients satisfied with the dentistry they have received	18	20	90.0%	91.9%	92.7%	92.8%
% of Patients satisfied with the time they had to wait for an appointment	16	20	80.0%	86.5%	89.1%	88.7%

\* This is based on patients treated on this contract for their most recent course of treatment. Figures in italics indicate the base number of FP17s or Patient Questionnaire responses are less than 100. N/A is shown where the base number of responses is less than 10 during the period. % is calculated as Quantity/Base number\*100

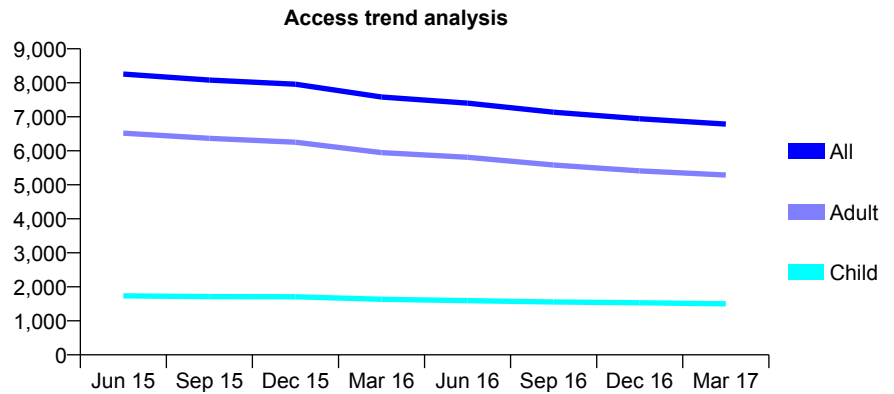
## Q56 - Vital Signs At a Glance Contract Report for 101435/0067 - Year end March 2017

Name or company name	IDH Limited
Contract type name	GDS Contract
Purpose of contract	General
Contract start date	19/07/2007
Contract end date	

16/17 Contracted general activity (UDA)	23,462
Carry forward general activity (UDA)	53
16/17 Contracted orthodontic activity (UOA)	0
Carry forward orthodontic activity (UOA)	0
Baseline contract value	£694,174.51

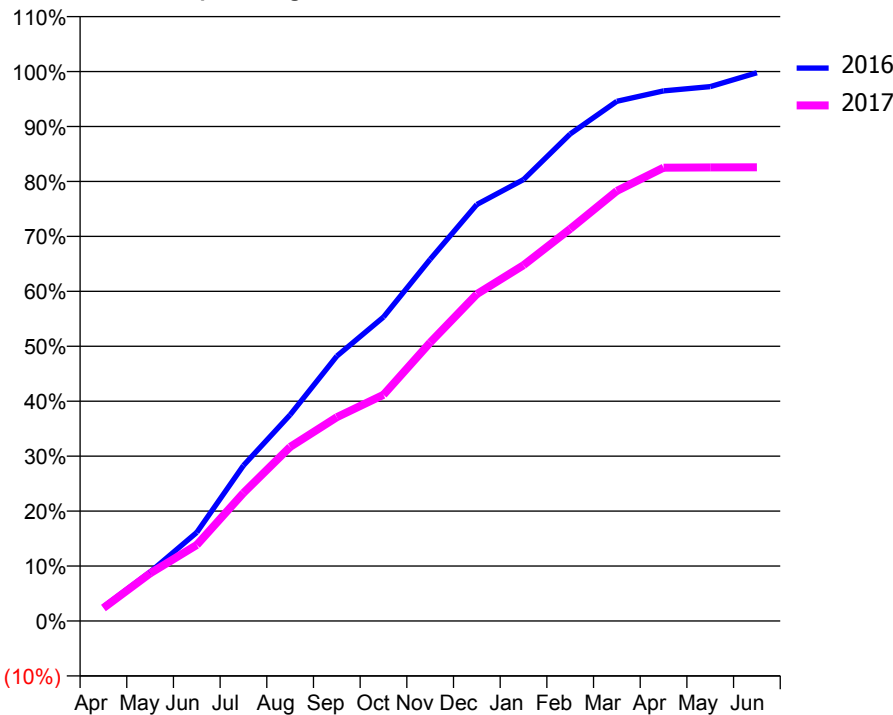
### ACCESS\*

Patients seen in 24 months	Total	Change since previous quarter
Quarter ending March 2016	7,581	
Quarter ending June 2016	7,402	↓
Quarter ending September 2016	7,136	↓
Quarter ending December 2016	6,942	↓
Quarter ending March 2017	6,788	↓
<b>Variance since March 2016</b>	<b>(10.5%)</b>	<b>↓</b>



### ACTIVITY

Cumulative percentage of contracted UDA delivered 2016 & 2017



Month	Adjusted Scheduled Activity (UDA)	
	2016	2017
April	602	556
May	2,095	2,033
June	3,781	3,250
July	6,644	5,467
August	8,807	7,434
September	11,312	8,703
October	12,978	9,660
November	15,446	11,891
December	17,784	13,958
January	18,850	15,192
February	20,795	16,745
March	22,191	18,366
April	22,635	19,353
May	22,818	19,367
June	23,409	19,370

### QUALITY

	Quantity	Base Number	Contract	AT	Region	England
% of FP17s for the same patient ID Re-attending within 3 months - Children	114	1,892	6.0%	11.2%	12.0%	12.3%
% of FP17s for the same patient ID Re-attending within 3 months - Adults	973	5,921	16.4%	15.2%	16.0%	16.7%
% of FP17s for the same patient ID Re-attending between 3 & 9 months - Children	994	1,892	52.5%	58.8%	58.8%	57.6%
% of FP17s for the same patient ID Re-attending between 3 & 9 months - Adults	2,231	5,921	37.7%	49.2%	51.2%	50.1%
% of FP17s for Band 1 Urgent Courses	945	7,785	12.1%	9.5%	8.0%	9.1%
% of FP17s Relating to Free Repair or Replacements	50	7,785	0.6%	0.8%	0.8%	0.8%
% of FP17s Relating to Continuations	191	7,785	2.5%	1.3%	1.2%	1.2%
% of Patients satisfied with the dentistry they have received	10	12	83.3%	91.9%	92.7%	92.8%
% of Patients satisfied with the time they had to wait for an appointment	11	12	91.7%	86.5%	89.1%	88.7%

\* This is based on patients treated on this contract for their most recent course of treatment. Figures in italics indicate the base number of FP17s or Patient Questionnaire responses are less than 100. N/A is shown where the base number of responses is less than 10 during the period. % is calculated as Quantity/Base number\*100

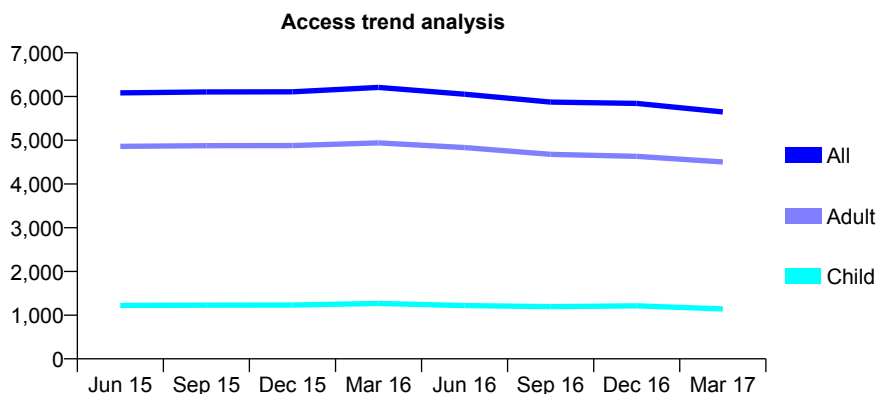
## Q56 - Vital Signs At a Glance Contract Report for 101435/0099 - Year end March 2017

Name or company name	IDH Limited
Contract type name	GDS Contract
Purpose of contract	General
Contract start date	01/06/2008
Contract end date	

16/17 Contracted general activity (UDA)	18,600
Carry forward general activity (UDA)	0
16/17 Contracted orthodontic activity (UOA)	0
Carry forward orthodontic activity (UOA)	0
Baseline contract value	£490,734.97

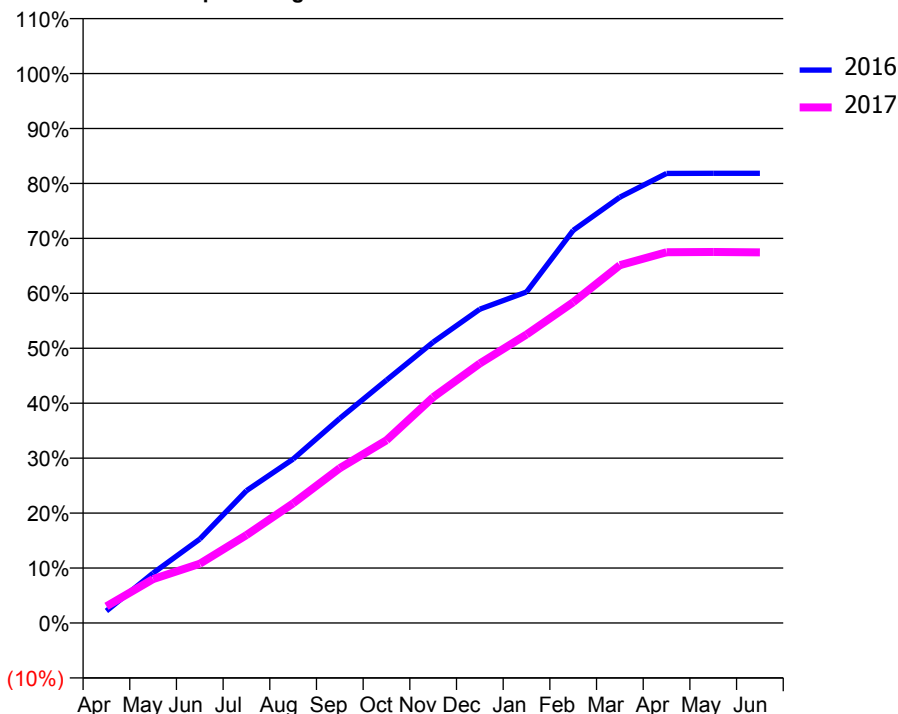
### ACCESS\*

Patients seen in 24 months	Total	Change since previous quarter
Quarter ending March 2016	6,208	
Quarter ending June 2016	6,053	↓
Quarter ending September 2016	5,872	↓
Quarter ending December 2016	5,843	→
Quarter ending March 2017	5,646	↓
<b>Variance since March 2016</b>	<b>(9.1%)</b>	<b>↓</b>



### ACTIVITY

Cumulative percentage of contracted UDA delivered 2016 & 2017



Adjusted Scheduled Activity (UDA)

Month	2016	2017
April	408	566
May	1,688	1,488
June	2,843	2,007
July	4,482	2,976
August	5,549	4,051
September	6,926	5,243
October	8,224	6,186
November	9,510	7,642
December	10,622	8,784
January	11,204	9,765
February	13,289	10,858
March	14,414	12,112
April	15,219	12,548
May	15,220	12,558
June	15,220	12,546

### QUALITY

	Quantity	Base Number	Contract	AT	Region	England
% of FP17s for the same patient ID Re-attending within 3 months - Children	56	1,368	4.1%	11.2%	12.0%	12.3%
% of FP17s for the same patient ID Re-attending within 3 months - Adults	363	4,633	7.8%	15.2%	16.0%	16.7%
% of FP17s for the same patient ID Re-attending between 3 & 9 months - Children	719	1,368	52.6%	58.8%	58.8%	57.6%
% of FP17s for the same patient ID Re-attending between 3 & 9 months - Adults	2,067	4,633	44.6%	49.2%	51.2%	50.1%
% of FP17s for Band 1 Urgent Courses	235	5,757	4.1%	9.5%	8.0%	9.1%
% of FP17s Relating to Free Repair or Replacements	17	5,757	0.3%	0.8%	0.8%	0.8%
% of FP17s Relating to Continuations	58	5,757	1.0%	1.3%	1.2%	1.2%
% of Patients satisfied with the dentistry they have received	10	10	100.0%	91.9%	92.7%	92.8%
% of Patients satisfied with the time they had to wait for an appointment	9	10	90.0%	86.5%	89.1%	88.7%

\* This is based on patients treated on this contract for their most recent course of treatment. Figures in italics indicate the base number of FP17s or Patient Questionnaire responses are less than 100. N/A is shown where the base number of responses is less than 10 during the period. % is calculated as Quantity/Base number\*100

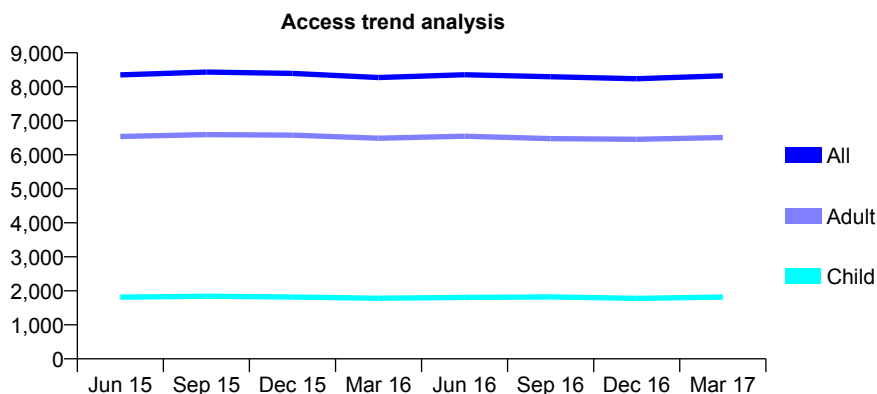
## Q56 - Vital Signs At a Glance Contract Report for 101435/0100 - Year end March 2017

Name or company name	IDH Limited
Contract type name	GDS Contract
Purpose of contract	General
Contract start date	01/06/2008
Contract end date	

16/17 Contracted general activity (UDA)	22,891
Carry forward general activity (UDA)	0
16/17 Contracted orthodontic activity (UOA)	0
Carry forward orthodontic activity (UOA)	0
Baseline contract value	£549,980.03

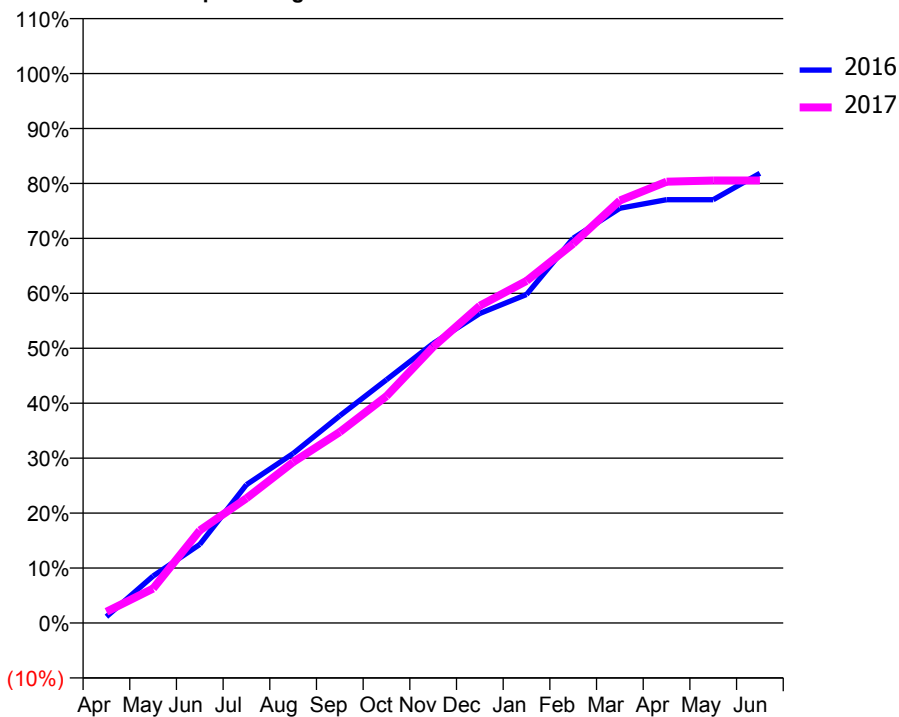
### ACCESS\*

Patients seen in 24 months	Total	Change since previous quarter
Quarter ending March 2016	8,273	
Quarter ending June 2016	8,355	→
Quarter ending September 2016	8,298	→
Quarter ending December 2016	8,236	→
Quarter ending March 2017	8,324	→
<b>Variance since March 2016</b>	<b>0.6%</b>	<b>→</b>



### ACTIVITY

Cumulative percentage of contracted UDA delivered 2016 & 2017



Month	Adjusted Scheduled Activity (UDA)	
	2016	2017
April	262	469
May	1,958	1,434
June	3,272	3,856
July	5,766	5,195
August	7,063	6,704
September	8,633	7,955
October	10,136	9,453
November	11,647	11,504
December	12,895	13,220
January	13,684	14,252
February	16,030	15,802
March	17,279	17,603
April	17,636	18,383
May	17,637	18,432
June	18,733	18,433

### QUALITY

	Quantity	Base Number	Contract	AT	Region	England
% of FP17s for the same patient ID Re-attending within 3 months - Children	112	2,501	4.5%	11.2%	12.0%	12.3%
% of FP17s for the same patient ID Re-attending within 3 months - Adults	954	7,694	12.4%	15.2%	16.0%	16.7%
% of FP17s for the same patient ID Re-attending between 3 & 9 months - Children	1,191	2,501	47.6%	58.8%	58.8%	57.6%
% of FP17s for the same patient ID Re-attending between 3 & 9 months - Adults	2,314	7,694	30.1%	49.2%	51.2%	50.1%
% of FP17s for Band 1 Urgent Courses	464	9,764	4.8%	9.5%	8.0%	9.1%
% of FP17s Relating to Free Repair or Replacements	62	9,764	0.6%	0.8%	0.8%	0.8%
% of FP17s Relating to Continuations	262	9,764	2.7%	1.3%	1.2%	1.2%
% of Patients satisfied with the dentistry they have received	10	14	71.4%	91.9%	92.7%	92.8%
% of Patients satisfied with the time they had to wait for an appointment	7	14	50.0%	86.5%	89.1%	88.7%

\* This is based on patients treated on this contract for their most recent course of treatment. Figures in italics indicate the base number of FP17s or Patient Questionnaire responses are less than 100. N/A is shown where the base number of responses is less than 10 during the period. % is calculated as Quantity/Base number\*100

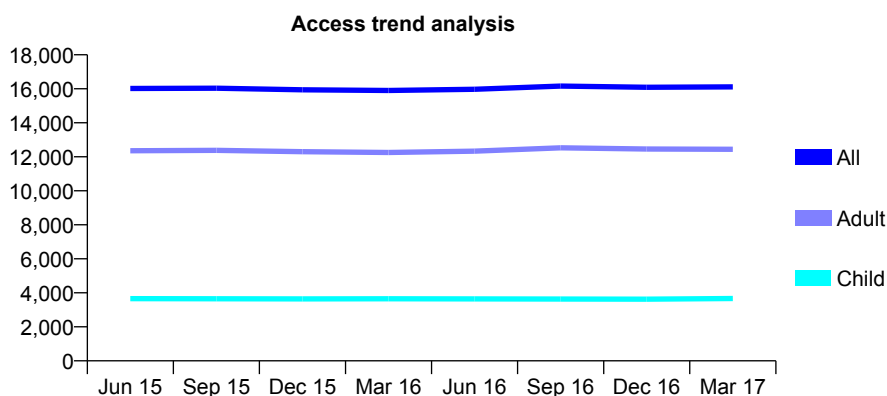
## Q56 - Vital Signs At a Glance Contract Report for 101435/0114 - Year end March 2017

Name or company name	IDH Limited
Contract type name	GDS Contract
Purpose of contract	General
Contract start date	01/09/2008
Contract end date	

16/17 Contracted general activity (UDA)	41,000
Carry forward general activity (UDA)	1,426
16/17 Contracted orthodontic activity (UOA)	0
Carry forward orthodontic activity (UOA)	0
Baseline contract value	£1,089,180.40

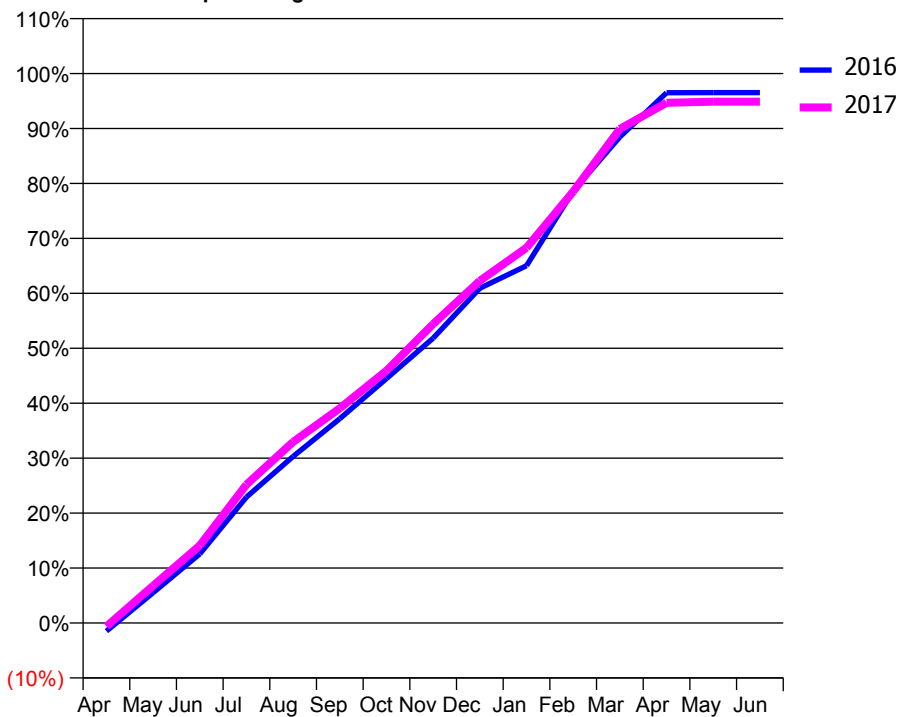
### ACCESS\*

Patients seen in 24 months	Total	Change since previous quarter
Quarter ending March 2016	15,901	
Quarter ending June 2016	15,974	→
Quarter ending September 2016	16,164	→
Quarter ending December 2016	16,091	→
Quarter ending March 2017	16,115	→
<b>Variance since March 2016</b>	<b>1.3%</b>	<b>→</b>



### ACTIVITY

Cumulative percentage of contracted UDA delivered 2016 & 2017



Month	Adjusted Scheduled Activity (UDA)	
	2016	2017
April	-609	-265
May	2,260	2,782
June	5,158	5,782
July	9,394	10,336
August	12,433	13,521
September	15,245	16,022
October	18,242	18,826
November	21,253	22,312
December	24,976	25,536
January	26,657	27,998
February	32,231	32,191
March	36,275	36,868
April	39,565	38,820
May	39,574	38,897
June	39,574	38,900

### QUALITY

	Quantity	Base Number	Contract	AT	Region	England
% of FP17s for the same patient ID Re-attending within 3 months - Children	258	5,162	5.0%	11.2%	12.0%	12.3%
% of FP17s for the same patient ID Re-attending within 3 months - Adults	1,998	15,213	13.1%	15.2%	16.0%	16.7%
% of FP17s for the same patient ID Re-attending between 3 & 9 months - Children	2,627	5,162	50.9%	58.8%	58.8%	57.6%
% of FP17s for the same patient ID Re-attending between 3 & 9 months - Adults	5,728	15,213	37.7%	49.2%	51.2%	50.1%
% of FP17s for Band 1 Urgent Courses	1,327	19,642	6.8%	9.5%	8.0%	9.1%
% of FP17s Relating to Free Repair or Replacements	113	19,642	0.6%	0.8%	0.8%	0.8%
% of FP17s Relating to Continuations	423	19,642	2.2%	1.3%	1.2%	1.2%
% of Patients satisfied with the dentistry they have received	36	38	94.7%	91.9%	92.7%	92.8%
% of Patients satisfied with the time they had to wait for an appointment	32	38	84.2%	86.5%	89.1%	88.7%

\* This is based on patients treated on this contract for their most recent course of treatment. Figures in italics indicate the base number of FP17s or Patient Questionnaire responses are less than 100. N/A is shown where the base number of responses is less than 10 during the period. % is calculated as Quantity/Base number\*100

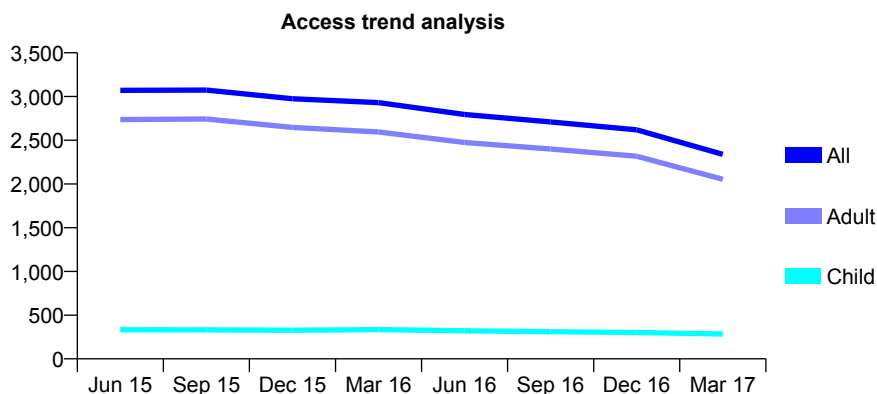
## Q56 - Vital Signs At a Glance Contract Report for 101478/0001 - Year end March 2017

Name or company name	CAMBRIDGE UNIVERSITY
Contract type name	PDS Contract
Purpose of contract	General
Contract start date	01/04/2006
Contract end date	31/03/2018

16/17 Contracted general activity (UDA)	3,878
Carry forward general activity (UDA)	0
16/17 Contracted orthodontic activity (UOA)	0
Carry forward orthodontic activity (UOA)	0
Baseline contract value	£107,048.85

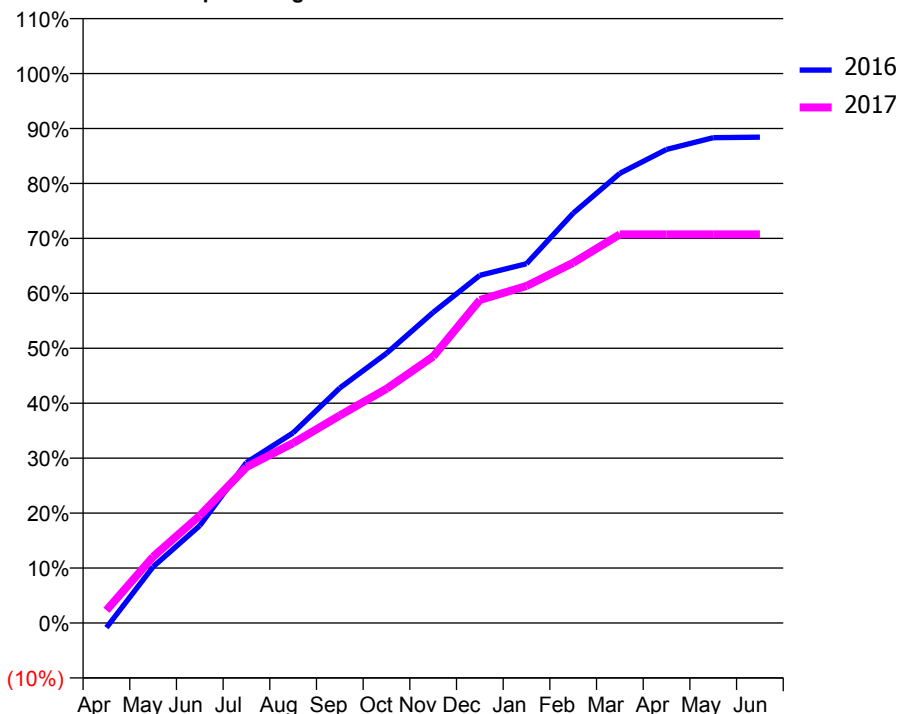
### ACCESS\*

Patients seen in 24 months	Total	Change since previous quarter
Quarter ending March 2016	2,930	
Quarter ending June 2016	2,795	↓
Quarter ending September 2016	2,710	↓
Quarter ending December 2016	2,619	↓
Quarter ending March 2017	2,338	↓
<b>Variance since March 2016</b>	<b>(20.2%)</b>	<b>↓</b>



### ACTIVITY

Cumulative percentage of contracted UDA delivered 2016 & 2017



Adjusted Scheduled Activity (UDA)

Month	2016	2017
April	-34	90
May	397	469
June	687	758
July	1,133	1,100
August	1,342	1,270
September	1,659	1,465
October	1,903	1,653
November	2,192	1,881
December	2,454	2,280
January	2,536	2,379
February	2,892	2,542
March	3,174	2,742
April	3,342	2,742
May	3,425	2,742
June	3,429	2,742

### QUALITY

	Quantity	Base Number	Contract	AT	Region	England
% of FP17s for the same patient ID Re-attending within 3 months - Children	17	313	5.4%	11.2%	12.0%	12.3%
% of FP17s for the same patient ID Re-attending within 3 months - Adults	141	1,493	9.4%	15.2%	16.0%	16.7%
% of FP17s for the same patient ID Re-attending between 3 & 9 months - Children	111	313	35.5%	58.8%	58.8%	57.6%
% of FP17s for the same patient ID Re-attending between 3 & 9 months - Adults	302	1,493	20.2%	49.2%	51.2%	50.1%
% of FP17s for Band 1 Urgent Courses	307	1,657	18.5%	9.5%	8.0%	9.1%
% of FP17s Relating to Free Repair or Replacements	0	1,657	0.0%	0.8%	0.8%	0.8%
% of FP17s Relating to Continuations	5	1,657	0.3%	1.3%	1.2%	1.2%
% of Patients satisfied with the dentistry they have received	1	1	N/A	91.9%	92.7%	92.8%
% of Patients satisfied with the time they had to wait for an appointment	1	1	N/A	86.5%	89.1%	88.7%

\* This is based on patients treated on this contract for their most recent course of treatment. Figures in italics indicate the base number of FP17s or Patient Questionnaire responses are less than 100. N/A is shown where the base number of responses is less than 10 during the period. % is calculated as Quantity/Base number\*100

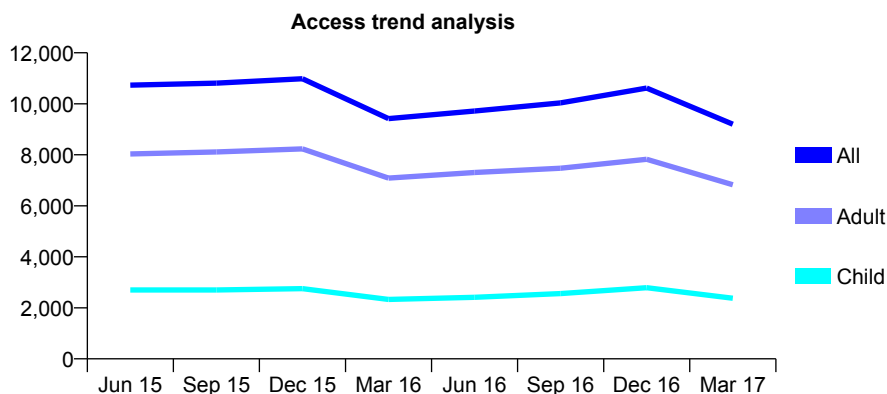
## Q56 - Vital Signs At a Glance Contract Report for 101931/0001 - Year end March 2017

Name or company name	Townsend House Dental Surgery
Contract type name	GDS Contract
Purpose of contract	General
Contract start date	01/04/2007
Contract end date	

16/17 Contracted general activity (UDA)	22,500
Carry forward general activity (UDA)	-193
16/17 Contracted orthodontic activity (UOA)	0
Carry forward orthodontic activity (UOA)	0
Baseline contract value	£703,127.49

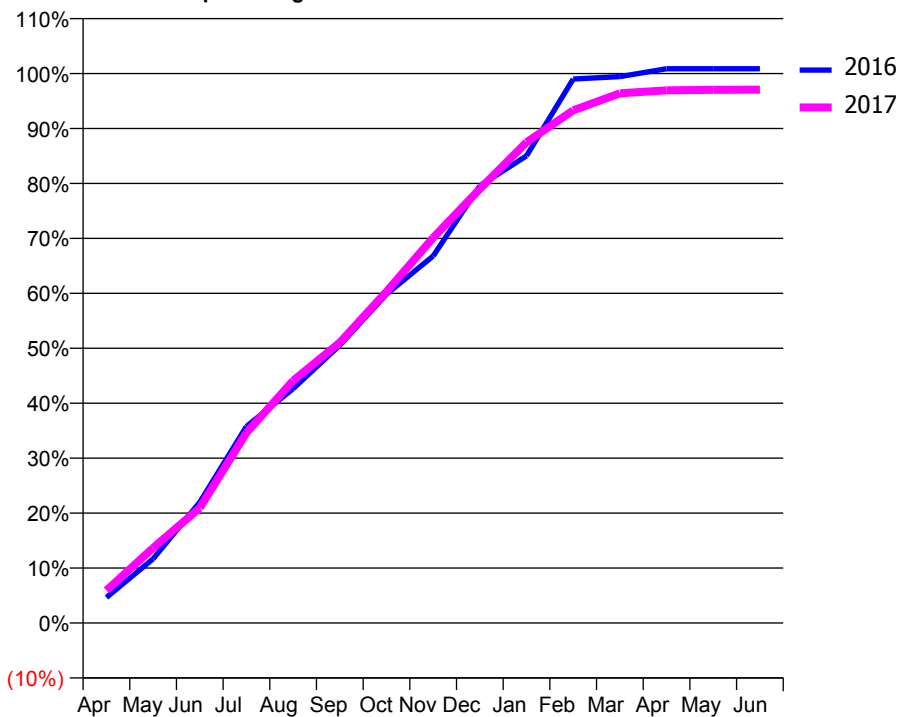
### ACCESS\*

Patients seen in 24 months	Total	Change since previous quarter
Quarter ending March 2016	9,418	
Quarter ending June 2016	9,719	↑
Quarter ending September 2016	10,035	↑
Quarter ending December 2016	10,618	↑
Quarter ending March 2017	9,201	↓
<b>Variance since March 2016</b>	<b>(2.3%)</b>	<b>↓</b>



### ACTIVITY

Cumulative percentage of contracted UDA delivered 2016 & 2017



Month	Adjusted Scheduled Activity (UDA)	
	2016	2017
April	1,043	1,332
May	2,632	3,075
June	4,951	4,716
July	8,052	7,793
August	9,595	9,924
September	11,375	11,484
October	13,461	13,570
November	15,031	15,776
December	17,902	17,775
January	19,128	19,684
February	22,273	20,989
March	22,372	21,691
April	22,694	21,812
May	22,694	21,833
June	22,693	21,839

### QUALITY

	Quantity	Base Number	Contract	AT	Region	England
% of FP17s for the same patient ID Re-attending within 3 months - Children	141	3,427	4.1%	11.2%	12.0%	12.3%
% of FP17s for the same patient ID Re-attending within 3 months - Adults	1,160	9,382	12.4%	15.2%	16.0%	16.7%
% of FP17s for the same patient ID Re-attending between 3 & 9 months - Children	1,540	3,427	44.9%	58.8%	58.8%	57.6%
% of FP17s for the same patient ID Re-attending between 3 & 9 months - Adults	4,157	9,382	44.3%	49.2%	51.2%	50.1%
% of FP17s for Band 1 Urgent Courses	1,037	12,711	8.2%	9.5%	8.0%	9.1%
% of FP17s Relating to Free Repair or Replacements	108	12,711	0.8%	0.8%	0.8%	0.8%
% of FP17s Relating to Continuations	198	12,711	1.6%	1.3%	1.2%	1.2%
% of Patients satisfied with the dentistry they have received	12	12	100.0%	91.9%	92.7%	92.8%
% of Patients satisfied with the time they had to wait for an appointment	10	12	83.3%	86.5%	89.1%	88.7%

\* This is based on patients treated on this contract for their most recent course of treatment. Figures in italics indicate the base number of FP17s or Patient Questionnaire responses are less than 100. N/A is shown where the base number of responses is less than 10 during the period. % is calculated as Quantity/Base number\*100



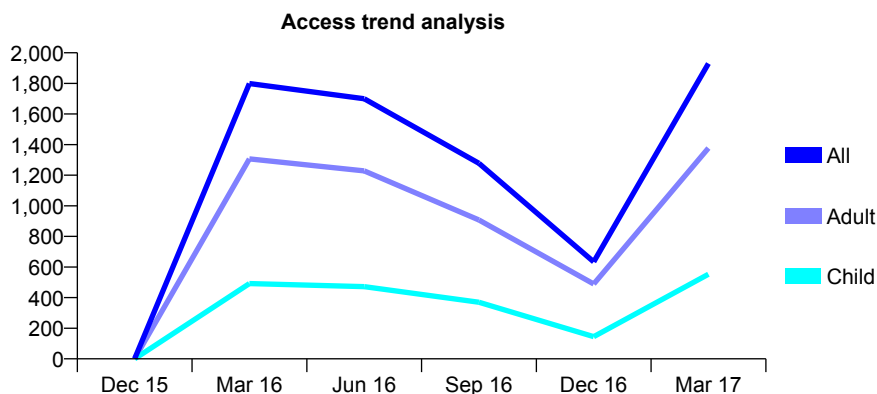
## Q56 - Vital Signs At a Glance Contract Report for 101931/0002 - Year end March 2017

Name or company name	Townsend House Dental Surgery
Contract type name	GDS Contract
Purpose of contract	General
Contract start date	01/04/2013
Contract end date	

16/17 Contracted general activity (UDA)	3,625
Carry forward general activity (UDA)	80
16/17 Contracted orthodontic activity (UOA)	0
Carry forward orthodontic activity (UOA)	0
Baseline contract value	£97,774.76

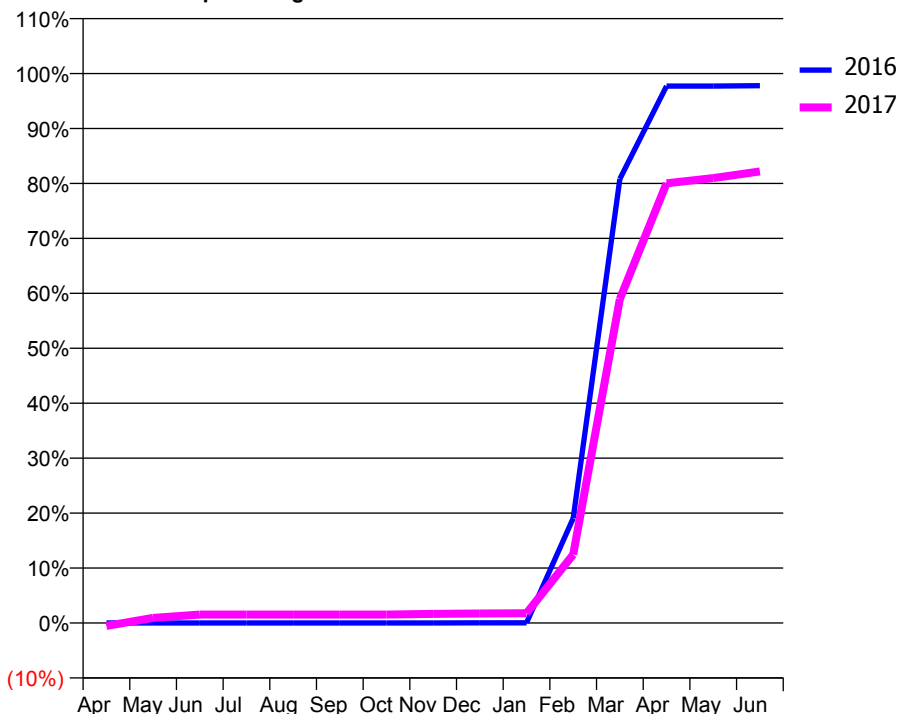
### ACCESS\*

Patients seen in 24 months	Total	Change since previous quarter
Quarter ending March 2016	1,799	
Quarter ending June 2016	1,700	↓
Quarter ending September 2016	1,278	↓
Quarter ending December 2016	634	↓
Quarter ending March 2017	1,930	↑
<b>Variance since March 2016</b>	<b>7.3%</b>	<b>↑</b>



### ACTIVITY

Cumulative percentage of contracted UDA delivered 2016 & 2017



Month	Adjusted Scheduled Activity (UDA)	
	2016	2017
April	0	-20
May	0	34
June	0	56
July	0	56
August	0	56
September	0	56
October	0	56
November	0	60
December	1	63
January	1	64
February	691	452
March	2,930	2,138
April	3,542	2,901
May	3,542	2,935
June	3,545	2,979

### QUALITY

	Quantity	Base Number	Contract	AT	Region	England
% of FP17s for the same patient ID Re-attending within 3 months - Children	3	439	0.7%	11.2%	12.0%	12.3%
% of FP17s for the same patient ID Re-attending within 3 months - Adults	42	1,136	3.7%	15.2%	16.0%	16.7%
% of FP17s for the same patient ID Re-attending between 3 & 9 months - Children	0	439	0.0%	58.8%	58.8%	57.6%
% of FP17s for the same patient ID Re-attending between 3 & 9 months - Adults	2	1,136	0.2%	49.2%	51.2%	50.1%
% of FP17s for Band 1 Urgent Courses	127	1,698	7.5%	9.5%	8.0%	9.1%
% of FP17s Relating to Free Repair or Replacements	15	1,698	0.9%	0.8%	0.8%	0.8%
% of FP17s Relating to Continuations	16	1,698	0.9%	1.3%	1.2%	1.2%
% of Patients satisfied with the dentistry they have received	0	0	N/A	91.9%	92.7%	92.8%
% of Patients satisfied with the time they had to wait for an appointment	0	0	N/A	86.5%	89.1%	88.7%

\* This is based on patients treated on this contract for their most recent course of treatment. Figures in italics indicate the base number of FP17s or Patient Questionnaire responses are less than 100. N/A is shown where the base number of responses is less than 10 during the period. % is calculated as Quantity/Base number\*100

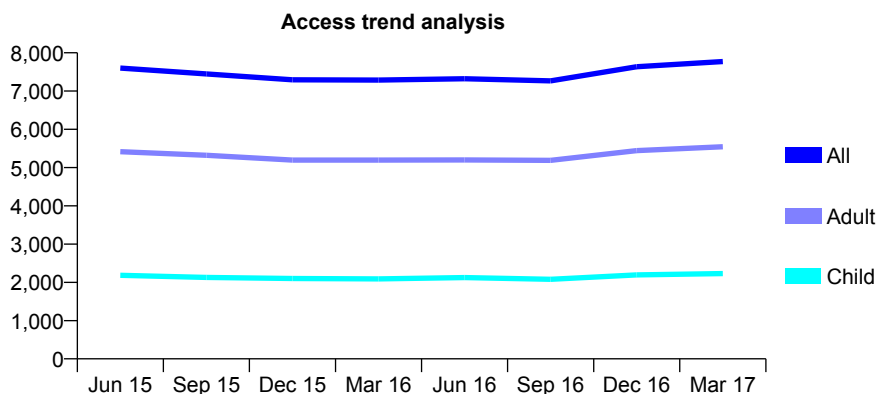
## Q56 - Vital Signs At a Glance Contract Report for 102016/0001 - Year end March 2017

Name or company name	The Peterborough Dental Practice Partners
Contract type name	GDS Contract
Purpose of contract	General
Contract start date	01/10/2009
Contract end date	

16/17 Contracted general activity (UDA)	22,500
Carry forward general activity (UDA)	0
16/17 Contracted orthodontic activity (UOA)	0
Carry forward orthodontic activity (UOA)	0
Baseline contract value	£678,218.92

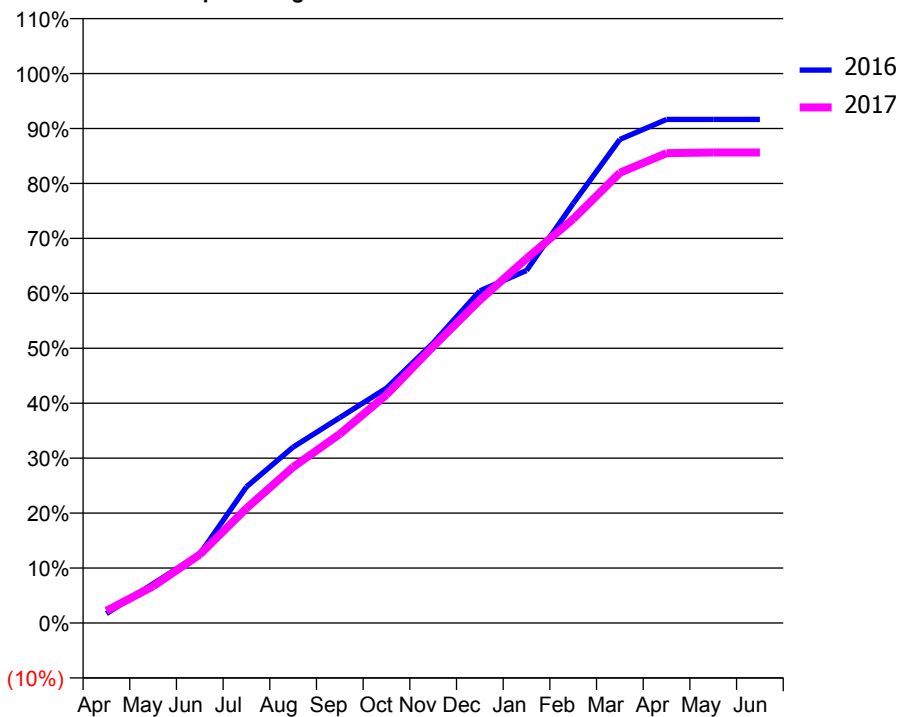
### ACCESS\*

Patients seen in 24 months	Total	Change since previous quarter
Quarter ending March 2016	7,287	
Quarter ending June 2016	7,323	→
Quarter ending September 2016	7,266	→
Quarter ending December 2016	7,636	↑
Quarter ending March 2017	7,771	→
<b>Variance since March 2016</b>	<b>6.6%</b>	<b>↑</b>



### ACTIVITY

Cumulative percentage of contracted UDA delivered 2016 & 2017



Adjusted Scheduled Activity (UDA)

Month	2016	2017
April	382	497
May	1,607	1,505
June	2,828	2,803
July	5,577	4,699
August	7,204	6,388
September	8,410	7,738
October	9,617	9,345
November	11,469	11,323
December	13,601	13,219
January	14,436	14,923
February	17,178	16,539
March	19,799	18,438
April	20,622	19,239
May	20,620	19,263
June	20,622	19,263

### QUALITY

	Quantity	Base Number	Contract	AT	Region	England
% of FP17s for the same patient ID Re-attending within 3 months - Children	150	2,293	6.5%	11.2%	12.0%	12.3%
% of FP17s for the same patient ID Re-attending within 3 months - Adults	744	5,600	13.3%	15.2%	16.0%	16.7%
% of FP17s for the same patient ID Re-attending between 3 & 9 months - Children	706	2,293	30.8%	58.8%	58.8%	57.6%
% of FP17s for the same patient ID Re-attending between 3 & 9 months - Adults	1,696	5,600	30.3%	49.2%	51.2%	50.1%
% of FP17s for Band 1 Urgent Courses	621	7,851	7.9%	9.5%	8.0%	9.1%
% of FP17s Relating to Free Repair or Replacements	45	7,851	0.6%	0.8%	0.8%	0.8%
% of FP17s Relating to Continuations	175	7,851	2.2%	1.3%	1.2%	1.2%
% of Patients satisfied with the dentistry they have received	3	5	N/A	91.9%	92.7%	92.8%
% of Patients satisfied with the time they had to wait for an appointment	3	5	N/A	86.5%	89.1%	88.7%

\* This is based on patients treated on this contract for their most recent course of treatment. Figures in italics indicate the base number of FP17s or Patient Questionnaire responses are less than 100. N/A is shown where the base number of responses is less than 10 during the period. % is calculated as Quantity/Base number\*100

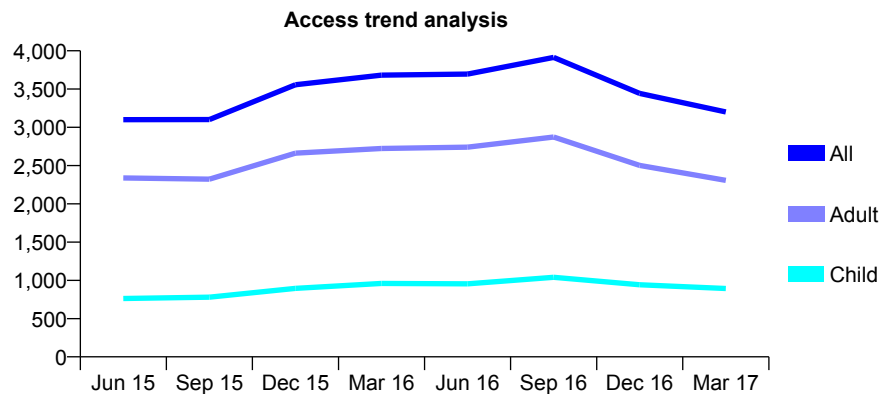
## Q56 - Vital Signs At a Glance Contract Report for 102342/0001 - Year end March 2017

Name or company name	Beechcroft Dental Care Ltd
Contract type name	GDS Contract
Purpose of contract	General
Contract start date	01/09/2011
Contract end date	

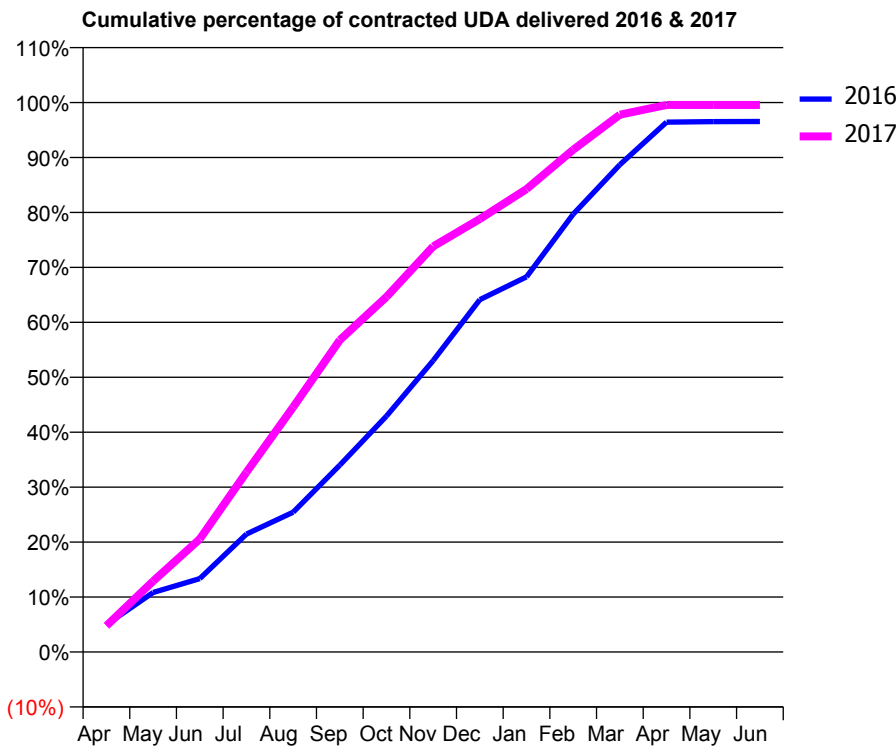
16/17 Contracted general activity (UDA)	11,009
Carry forward general activity (UDA)	379
16/17 Contracted orthodontic activity (UOA)	0
Carry forward orthodontic activity (UOA)	0
Baseline contract value	£243,412.73

### ACCESS\*

Patients seen in 24 months	Total	Change since previous quarter
Quarter ending March 2016	3,682	
Quarter ending June 2016	3,696	→
Quarter ending September 2016	3,913	↑
Quarter ending December 2016	3,444	↓
Quarter ending March 2017	3,200	↓
<b>Variance since March 2016</b>	<b>(13.1%)</b>	<b>↓</b>



### ACTIVITY



Month	Adjusted Scheduled Activity (UDA)	
	2016	2017
April	549	526
May	1,194	1,420
June	1,470	2,265
July	2,363	3,603
August	2,802	4,906
September	3,745	6,251
October	4,728	7,116
November	5,840	8,125
December	7,061	8,676
January	7,517	9,275
February	8,771	10,062
March	9,764	10,764
April	10,616	10,959
May	10,627	10,961
June	10,630	10,961

### QUALITY

	Quantity	Base Number	Contract	AT	Region	England
% of FP17s for the same patient ID Re-attending within 3 months - Children	187	1,641	11.4%	11.2%	12.0%	12.3%
% of FP17s for the same patient ID Re-attending within 3 months - Adults	664	3,971	16.7%	15.2%	16.0%	16.7%
% of FP17s for the same patient ID Re-attending between 3 & 9 months - Children	844	1,641	51.4%	58.8%	58.8%	57.6%
% of FP17s for the same patient ID Re-attending between 3 & 9 months - Adults	1,968	3,971	49.6%	49.2%	51.2%	50.1%
% of FP17s for Band 1 Urgent Courses	196	4,921	4.0%	9.5%	8.0%	9.1%
% of FP17s Relating to Free Repair or Replacements	29	4,921	0.6%	0.8%	0.8%	0.8%
% of FP17s Relating to Continuations	190	4,921	3.9%	1.3%	1.2%	1.2%
% of Patients satisfied with the dentistry they have received	6	6	N/A	91.9%	92.7%	92.8%
% of Patients satisfied with the time they had to wait for an appointment	6	6	N/A	86.5%	89.1%	88.7%

\* This is based on patients treated on this contract for their most recent course of treatment. Figures in italics indicate the base number of FP17s or Patient Questionnaire responses are less than 100. N/A is shown where the base number of responses is less than 10 during the period. % is calculated as Quantity/Base number\*100

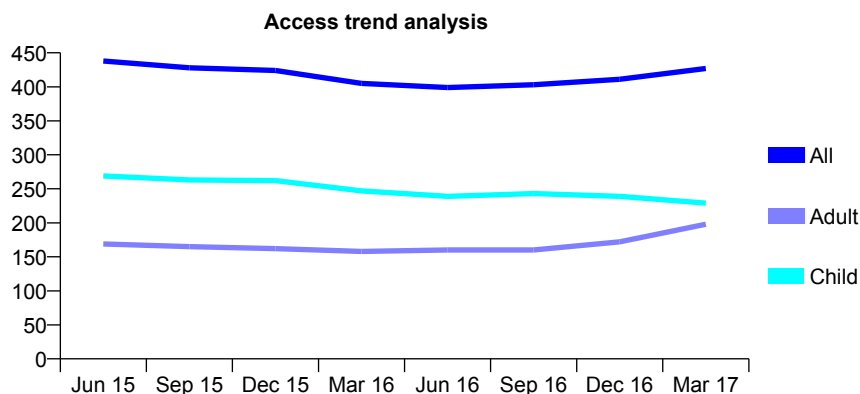
## Q56 - Vital Signs At a Glance Contract Report for 102423/0001 - Year end March 2017

Name or company name	Harbour TNGC Ltd
Contract type name	GDS Contract
Purpose of contract	General
Contract start date	01/07/2011
Contract end date	

16/17 Contracted general activity (UDA)	1,450
Carry forward general activity (UDA)	0
16/17 Contracted orthodontic activity (UOA)	0
Carry forward orthodontic activity (UOA)	0
Baseline contract value	£32,307.88

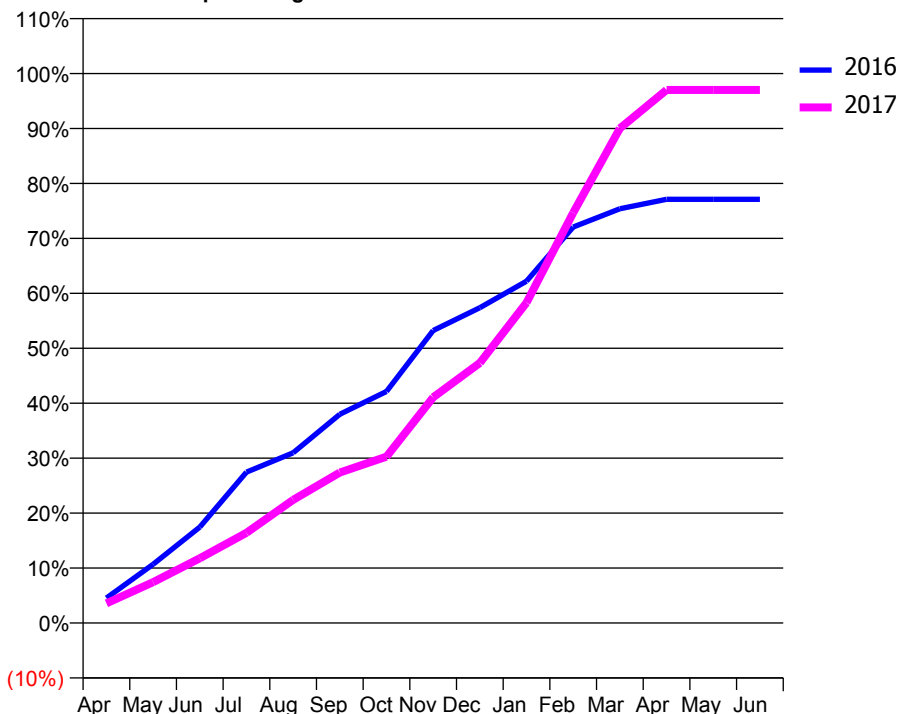
### ACCESS\*

Patients seen in 24 months	Total	Change since previous quarter
Quarter ending March 2016	405	
Quarter ending June 2016	399	↓
Quarter ending September 2016	403	→
Quarter ending December 2016	411	→
Quarter ending March 2017	427	↑
<b>Variance since March 2016</b>	5.4%	↑



### ACTIVITY

Cumulative percentage of contracted UDA delivered 2016 & 2017



Month	Adjusted Scheduled Activity (UDA)	
	2016	2017
April	66	52
May	155	108
June	253	171
July	398	238
August	449	325
September	551	397
October	611	439
November	772	595
December	832	686
January	902	845
February	1,045	1,082
March	1,093	1,305
April	1,118	1,407
May	1,118	1,407
June	1,118	1,407

### QUALITY

	Quantity	Base Number	Contract	AT	Region	England
% of FP17s for the same patient ID Re-attending within 3 months - Children	12	360	3.3%	11.2%	12.0%	12.3%
% of FP17s for the same patient ID Re-attending within 3 months - Adults	9	206	4.4%	15.2%	16.0%	16.7%
% of FP17s for the same patient ID Re-attending between 3 & 9 months - Children	241	360	66.9%	58.8%	58.8%	57.6%
% of FP17s for the same patient ID Re-attending between 3 & 9 months - Adults	115	206	55.8%	49.2%	51.2%	50.1%
% of FP17s for Band 1 Urgent Courses	8	570	1.4%	9.5%	8.0%	9.1%
% of FP17s Relating to Free Repair or Replacements	0	570	0.0%	0.8%	0.8%	0.8%
% of FP17s Relating to Continuations	0	570	0.0%	1.3%	1.2%	1.2%
% of Patients satisfied with the dentistry they have received	0	0	N/A	91.9%	92.7%	92.8%
% of Patients satisfied with the time they had to wait for an appointment	0	0	N/A	86.5%	89.1%	88.7%

\* This is based on patients treated on this contract for their most recent course of treatment. Figures in italics indicate the base number of FP17s or Patient Questionnaire responses are less than 100. N/A is shown where the base number of responses is less than 10 during the period. % is calculated as Quantity/Base number\*100

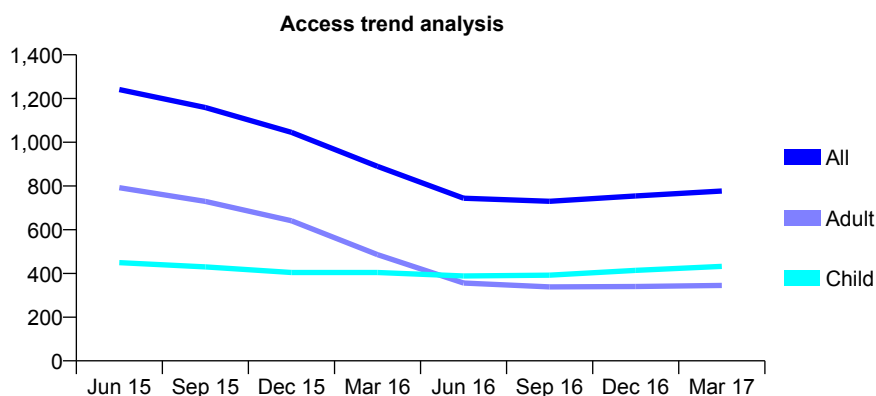
## Q56 - Vital Signs At a Glance Contract Report for 102881/0001 - Year end March 2017

Name or company name	Corner House Norwich LLP
Contract type name	GDS Contract
Purpose of contract	General
Contract start date	01/01/2013
Contract end date	

16/17 Contracted general activity (UDA)	1,835
Carry forward general activity (UDA)	-24
16/17 Contracted orthodontic activity (UOA)	0
Carry forward orthodontic activity (UOA)	0
Baseline contract value	£48,350.45

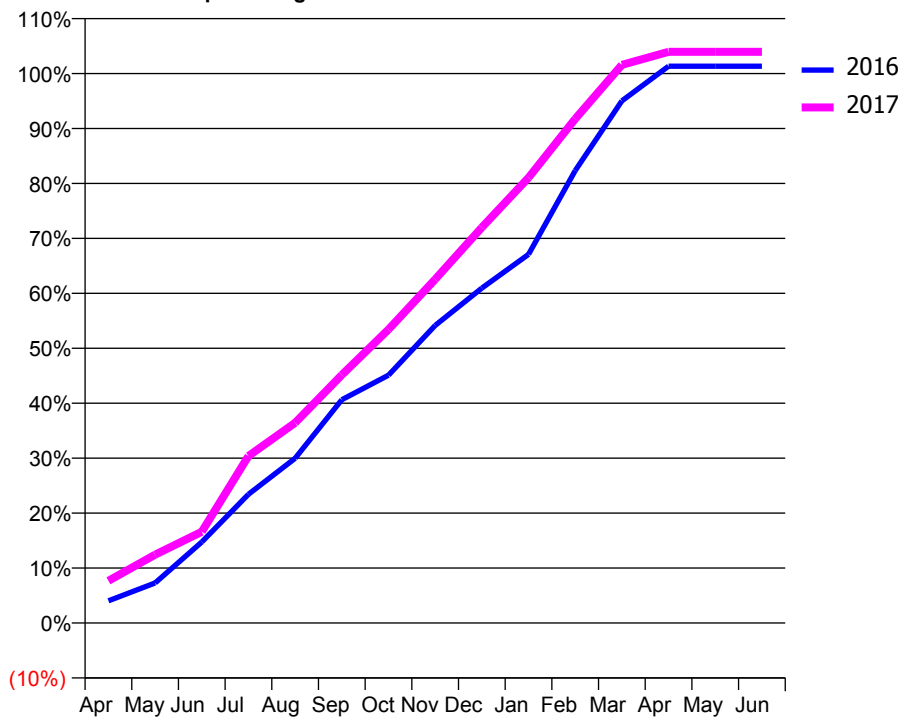
### ACCESS\*

Patients seen in 24 months	Total	Change since previous quarter
Quarter ending March 2016	890	
Quarter ending June 2016	744	↓
Quarter ending September 2016	730	↓
Quarter ending December 2016	754	↑
Quarter ending March 2017	777	↑
<b>Variance since March 2016</b>	<b>(12.7%)</b>	<b>↓</b>



### ACTIVITY

Cumulative percentage of contracted UDA delivered 2016 & 2017



Adjusted Scheduled Activity (UDA)

Month	2016	2017
April	74	141
May	134	228
June	271	305
July	430	558
August	550	669
September	746	828
October	828	980
November	994	1,148
December	1,118	1,321
January	1,231	1,487
February	1,511	1,683
March	1,743	1,864
April	1,859	1,908
May	1,859	1,908
June	1,859	1,908

### QUALITY

	Quantity	Base Number	Contract	AT	Region	England
% of FP17s for the same patient ID Re-attending within 3 months - Children	32	567	5.6%	11.2%	12.0%	12.3%
% of FP17s for the same patient ID Re-attending within 3 months - Adults	39	344	11.3%	15.2%	16.0%	16.7%
% of FP17s for the same patient ID Re-attending between 3 & 9 months - Children	313	567	55.2%	58.8%	58.8%	57.6%
% of FP17s for the same patient ID Re-attending between 3 & 9 months - Adults	155	344	45.1%	49.2%	51.2%	50.1%
% of FP17s for Band 1 Urgent Courses	58	887	6.5%	9.5%	8.0%	9.1%
% of FP17s Relating to Free Repair or Replacements	3	887	0.3%	0.8%	0.8%	0.8%
% of FP17s Relating to Continuations	1	887	0.1%	1.3%	1.2%	1.2%
% of Patients satisfied with the dentistry they have received	0	0	N/A	91.9%	92.7%	92.8%
% of Patients satisfied with the time they had to wait for an appointment	0	0	N/A	86.5%	89.1%	88.7%

\* This is based on patients treated on this contract for their most recent course of treatment. Figures in italics indicate the base number of FP17s or Patient Questionnaire responses are less than 100. N/A is shown where the base number of responses is less than 10 during the period. % is calculated as Quantity/Base number\*100

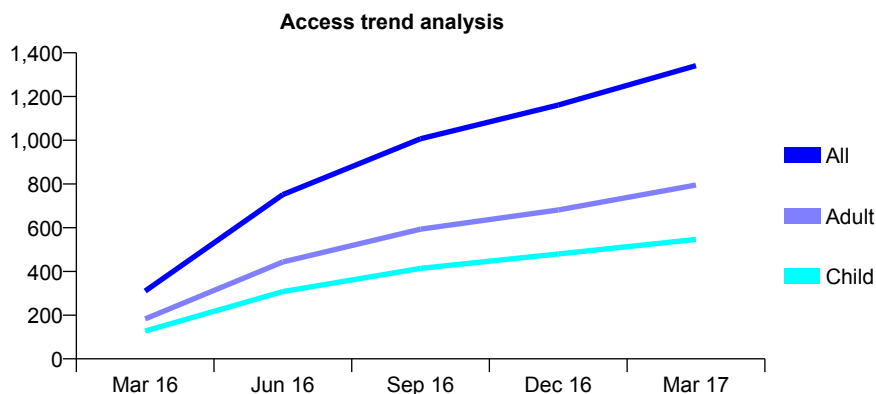
## Q56 - Vital Signs At a Glance Contract Report for 103748/0001 - Year end March 2017

Name or company name	Friends Dental Practice
Contract type name	GDS Contract
Purpose of contract	General and Orthodontic
Contract start date	07/12/2015
Contract end date	

16/17 Contracted general activity (UDA)	3,783
Carry forward general activity (UDA)	60
16/17 Contracted orthodontic activity (UOA)	1,800
Carry forward orthodontic activity (UOA)	-24
Baseline contract value	£219,409.38

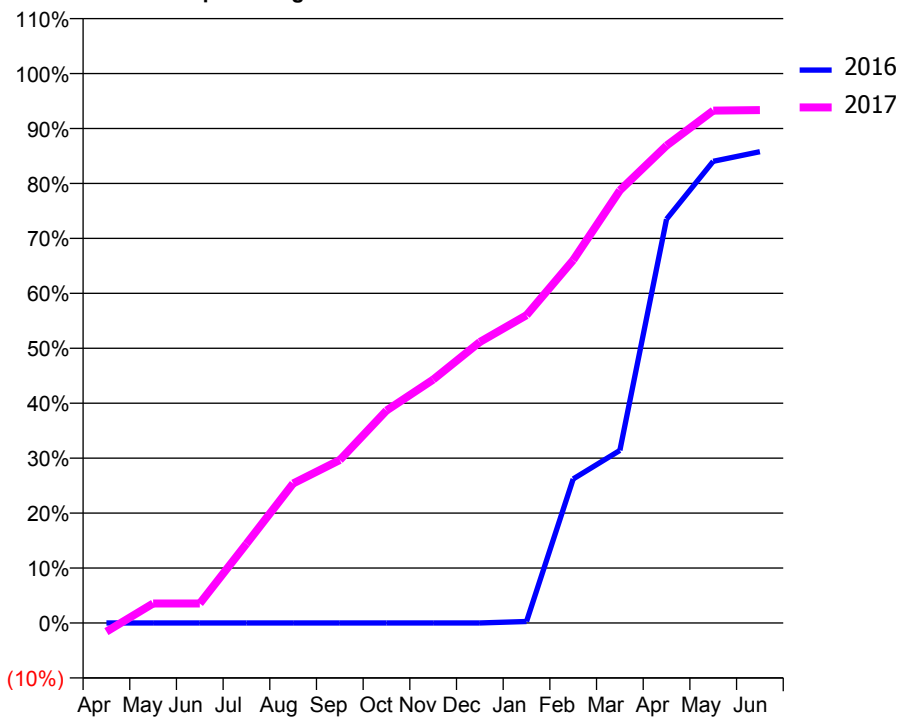
### ACCESS\*

Patients seen in 24 months	Total	Change since previous quarter
Quarter ending March 2016	310	
Quarter ending June 2016	751	↑
Quarter ending September 2016	1,007	↑
Quarter ending December 2016	1,161	↑
Quarter ending March 2017	1,341	↑
<b>Variance since March 2016</b>	<b>332.6%</b>	<b>↑</b>



### ACTIVITY

Cumulative percentage of contracted UDA delivered 2016 & 2017



Adjusted Scheduled Activity (UDA)

Month	2016	2017
April	0	-60
May	0	135
June	0	135
July	0	546
August	0	961
September	0	1,122
October	0	1,463
November	0	1,676
December	0	1,935
January	3	2,119
February	277	2,498
March	332	2,979
April	776	3,287
May	887	3,528
June	906	3,531

### QUALITY

	Quantity	Base Number	Contract	AT	Region	England
% of FP17s for the same patient ID Re-attending within 3 months - Children	90	1,204	7.5%	11.2%	12.0%	12.3%
% of FP17s for the same patient ID Re-attending within 3 months - Adults	184	1,287	14.3%	15.2%	16.0%	16.7%
% of FP17s for the same patient ID Re-attending between 3 & 9 months - Children	285	1,204	23.7%	58.8%	58.8%	57.6%
% of FP17s for the same patient ID Re-attending between 3 & 9 months - Adults	370	1,287	28.7%	49.2%	51.2%	50.1%
% of FP17s for Band 1 Urgent Courses	139	1,949	7.1%	9.5%	8.0%	9.1%
% of FP17s Relating to Free Repair or Replacements	2	1,949	0.1%	0.8%	0.8%	0.8%
% of FP17s Relating to Continuations	15	1,949	0.8%	1.3%	1.2%	1.2%
% of Patients satisfied with the dentistry they have received	2	2	N/A	91.9%	92.7%	92.8%
% of Patients satisfied with the time they had to wait for an appointment	1	2	N/A	86.5%	89.1%	88.7%

\* This is based on patients treated on this contract for their most recent course of treatment. Figures in italics indicate the base number of FP17s or Patient Questionnaire responses are less than 100. N/A is shown where the base number of responses is less than 10 during the period. % is calculated as Quantity/Base number\*100

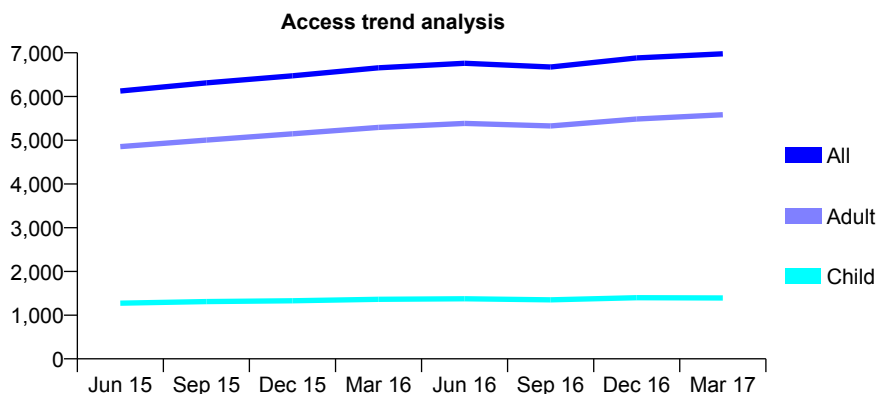
## Q56 - Vital Signs At a Glance Contract Report for 104418/0001 - Year end March 2017

Name or company name	Parish Vaid & Snehal Radia & Sanjay Shah
Contract type name	GDS Contract
Purpose of contract	General
Contract start date	08/05/2014
Contract end date	

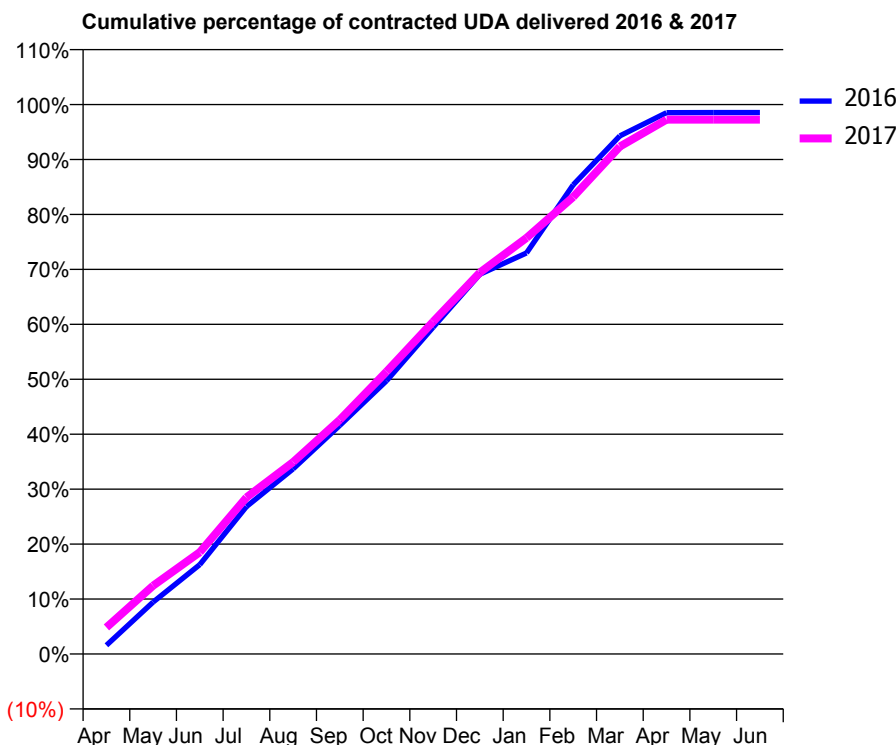
16/17 Contracted general activity (UDA)	21,611
Carry forward general activity (UDA)	0
16/17 Contracted orthodontic activity (UOA)	0
Carry forward orthodontic activity (UOA)	0
Baseline contract value	£483,767.00

### ACCESS\*

Patients seen in 24 months	Total	Change since previous quarter
Quarter ending March 2016	6,657	
Quarter ending June 2016	6,760	→
Quarter ending September 2016	6,676	↓
Quarter ending December 2016	6,884	↑
Quarter ending March 2017	6,976	→
<b>Variance since March 2016</b>	<b>4.8%</b>	<b>↑</b>



### ACTIVITY



Month	Adjusted Scheduled Activity (UDA)	
	2016	2017
April	320	1,046
May	1,899	2,688
June	3,271	4,005
July	5,393	6,159
August	6,777	7,549
September	8,370	9,212
October	9,998	11,105
November	11,961	13,073
December	13,895	15,004
January	14,678	16,363
February	17,173	17,976
March	18,965	19,959
April	19,813	21,015
May	19,816	21,018
June	19,818	21,019

### QUALITY

	Quantity	Base Number	Contract	AT	Region	England
% of FP17s for the same patient ID Re-attending within 3 months - Children	175	2,257	7.8%	11.2%	12.0%	12.3%
% of FP17s for the same patient ID Re-attending within 3 months - Adults	1,308	8,808	14.9%	15.2%	16.0%	16.7%
% of FP17s for the same patient ID Re-attending between 3 & 9 months - Children	1,412	2,257	62.6%	58.8%	58.8%	57.6%
% of FP17s for the same patient ID Re-attending between 3 & 9 months - Adults	5,313	8,808	60.3%	49.2%	51.2%	50.1%
% of FP17s for Band 1 Urgent Courses	730	11,138	6.6%	9.5%	8.0%	9.1%
% of FP17s Relating to Free Repair or Replacements	96	11,138	0.9%	0.8%	0.8%	0.8%
% of FP17s Relating to Continuations	134	11,138	1.2%	1.3%	1.2%	1.2%
% of Patients satisfied with the dentistry they have received	13	13	100.0%	91.9%	92.7%	92.8%
% of Patients satisfied with the time they had to wait for an appointment	11	13	84.6%	86.5%	89.1%	88.7%

\* This is based on patients treated on this contract for their most recent course of treatment. Figures in italics indicate the base number of FP17s or Patient Questionnaire responses are less than 100. N/A is shown where the base number of responses is less than 10 during the period. % is calculated as Quantity/Base number\*100



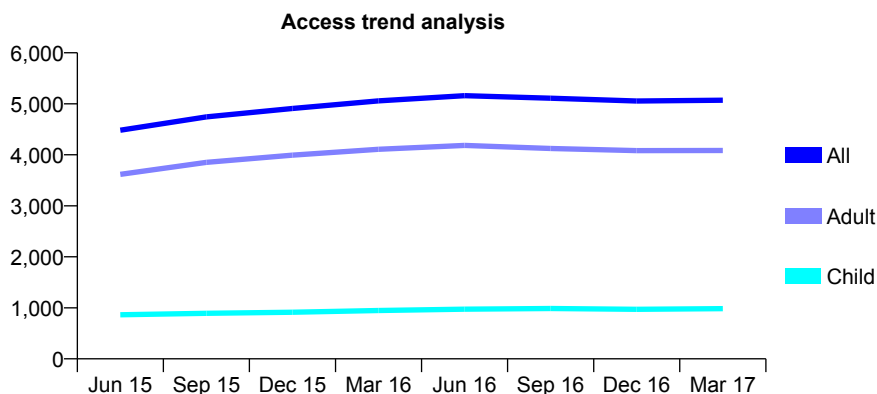
## Q56 - Vital Signs At a Glance Contract Report for 104418/0002 - Year end March 2017

Name or company name	Parish Vaid & Snehal Radia & Sanjay Shah
Contract type name	GDS Contract
Purpose of contract	General
Contract start date	13/05/2014
Contract end date	

16/17 Contracted general activity (UDA)	16,174
Carry forward general activity (UDA)	0
16/17 Contracted orthodontic activity (UOA)	0
Carry forward orthodontic activity (UOA)	0
Baseline contract value	£439,753.89

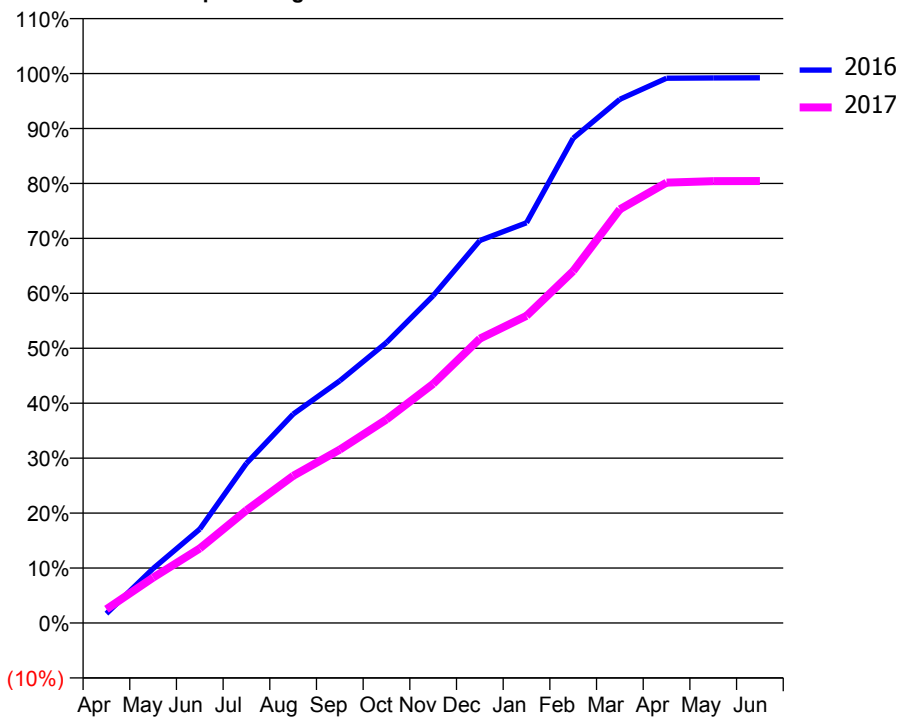
### ACCESS\*

Patients seen in 24 months	Total	Change since previous quarter
Quarter ending March 2016	5,057	
Quarter ending June 2016	5,160	↑
Quarter ending September 2016	5,109	→
Quarter ending December 2016	5,054	↓
Quarter ending March 2017	5,070	→
<b>Variance since March 2016</b>	<b>0.3%</b>	<b>→</b>



### ACTIVITY

Cumulative percentage of contracted UDA delivered 2016 & 2017



Adjusted Scheduled Activity (UDA)

Month	2016	2017
April	248	408
May	1,439	1,338
June	2,478	2,195
July	4,213	3,318
August	5,513	4,330
September	6,392	5,104
October	7,403	5,991
November	8,636	7,038
December	10,094	8,369
January	10,561	9,039
February	12,792	10,359
March	13,820	12,179
April	14,374	12,961
May	14,384	13,004
June	14,386	13,008

### QUALITY

	Quantity	Base Number	Contract	AT	Region	England
% of FP17s for the same patient ID Re-attending within 3 months - Children	101	1,305	7.7%	11.2%	12.0%	12.3%
% of FP17s for the same patient ID Re-attending within 3 months - Adults	691	5,340	12.9%	15.2%	16.0%	16.7%
% of FP17s for the same patient ID Re-attending between 3 & 9 months - Children	695	1,305	53.3%	58.8%	58.8%	57.6%
% of FP17s for the same patient ID Re-attending between 3 & 9 months - Adults	3,105	5,340	58.1%	49.2%	51.2%	50.1%
% of FP17s for Band 1 Urgent Courses	572	6,710	8.5%	9.5%	8.0%	9.1%
% of FP17s Relating to Free Repair or Replacements	25	6,710	0.4%	0.8%	0.8%	0.8%
% of FP17s Relating to Continuations	15	6,710	0.2%	1.3%	1.2%	1.2%
% of Patients satisfied with the dentistry they have received	8	10	80.0%	91.9%	92.7%	92.8%
% of Patients satisfied with the time they had to wait for an appointment	10	10	100.0%	86.5%	89.1%	88.7%

\* This is based on patients treated on this contract for their most recent course of treatment. Figures in italics indicate the base number of FP17s or Patient Questionnaire responses are less than 100. N/A is shown where the base number of responses is less than 10 during the period. % is calculated as Quantity/Base number\*100

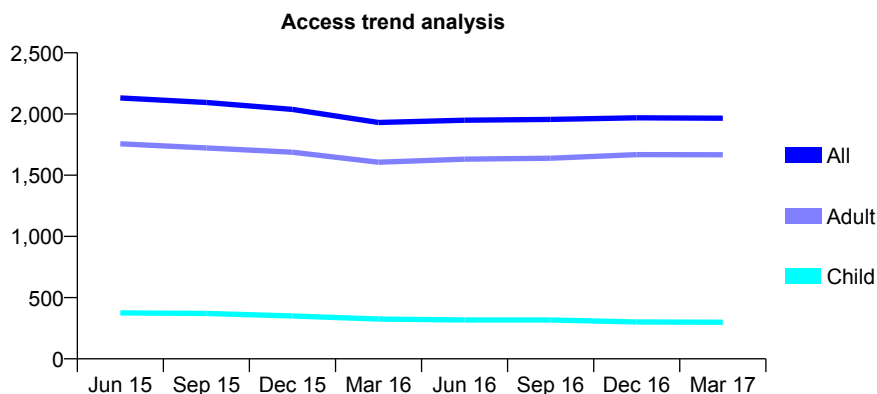
## Q56 - Vital Signs At a Glance Contract Report for 105090/0001 - Year end March 2017

Name or company name	Mr Azad Eyrumlu and Mr M Eyrumlu
Contract type name	GDS Contract
Purpose of contract	General
Contract start date	05/02/2013
Contract end date	

16/17 Contracted general activity (UDA)	7,566
Carry forward general activity (UDA)	143
16/17 Contracted orthodontic activity (UOA)	0
Carry forward orthodontic activity (UOA)	0
Baseline contract value	£179,453.76

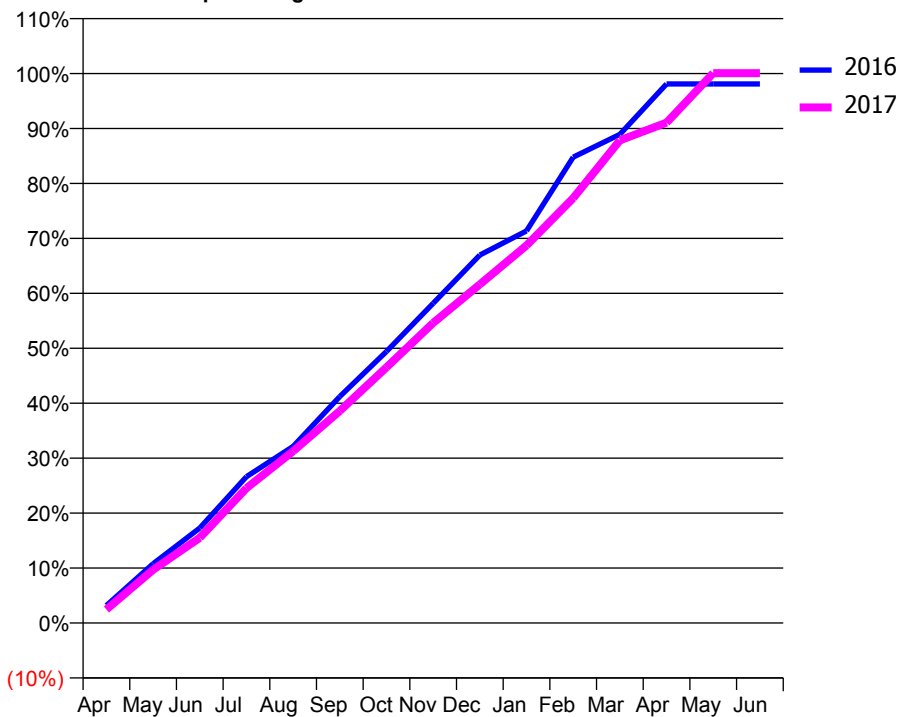
### ACCESS\*

Patients seen in 24 months	Total	Change since previous quarter
Quarter ending March 2016	1,931	
Quarter ending June 2016	1,949	→
Quarter ending September 2016	1,956	→
Quarter ending December 2016	1,969	→
Quarter ending March 2017	1,966	→
<b>Variance since March 2016</b>	<b>1.8%</b>	<b>→</b>



### ACTIVITY

Cumulative percentage of contracted UDA delivered 2016 & 2017



Month	Adjusted Scheduled Activity (UDA)	
	2016	2017
April	241	187
May	816	733
June	1,308	1,173
July	2,014	1,857
August	2,431	2,365
September	3,118	2,921
October	3,739	3,520
November	4,402	4,132
December	5,067	4,662
January	5,398	5,200
February	6,415	5,851
March	6,727	6,645
April	7,423	6,889
May	7,423	7,571
June	7,423	7,571

### QUALITY

	Quantity	Base Number	Contract	AT	Region	England
% of FP17s for the same patient ID Re-attending within 3 months - Children	31	486	6.4%	11.2%	12.0%	12.3%
% of FP17s for the same patient ID Re-attending within 3 months - Adults	360	2,349	15.3%	15.2%	16.0%	16.7%
% of FP17s for the same patient ID Re-attending between 3 & 9 months - Children	275	486	56.6%	58.8%	58.8%	57.6%
% of FP17s for the same patient ID Re-attending between 3 & 9 months - Adults	1,003	2,349	42.7%	49.2%	51.2%	50.1%
% of FP17s for Band 1 Urgent Courses	358	2,843	12.6%	9.5%	8.0%	9.1%
% of FP17s Relating to Free Repair or Replacements	47	2,843	1.7%	0.8%	0.8%	0.8%
% of FP17s Relating to Continuations	62	2,843	2.2%	1.3%	1.2%	1.2%
% of Patients satisfied with the dentistry they have received	4	4	N/A	91.9%	92.7%	92.8%
% of Patients satisfied with the time they had to wait for an appointment	4	4	N/A	86.5%	89.1%	88.7%

\* This is based on patients treated on this contract for their most recent course of treatment. Figures in italics indicate the base number of FP17s or Patient Questionnaire responses are less than 100. N/A is shown where the base number of responses is less than 10 during the period. % is calculated as Quantity/Base number\*100

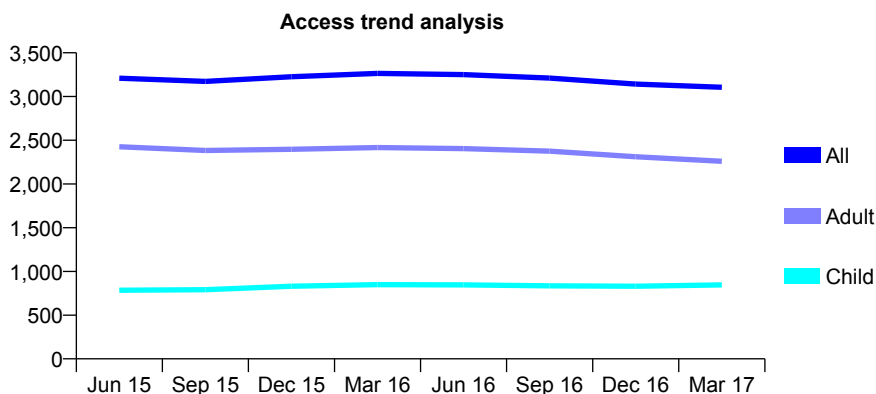
## Q56 - Vital Signs At a Glance Contract Report for 105171/0001 - Year end March 2017

Name or company name	Gentle Dental Practices Ltd
Contract type name	GDS Contract
Purpose of contract	General and Orthodontic
Contract start date	01/06/2010
Contract end date	

16/17 Contracted general activity (UDA)	11,416
Carry forward general activity (UDA)	97
16/17 Contracted orthodontic activity (UOA)	1,260
Carry forward orthodontic activity (UOA)	-1
Baseline contract value	£349,807.19

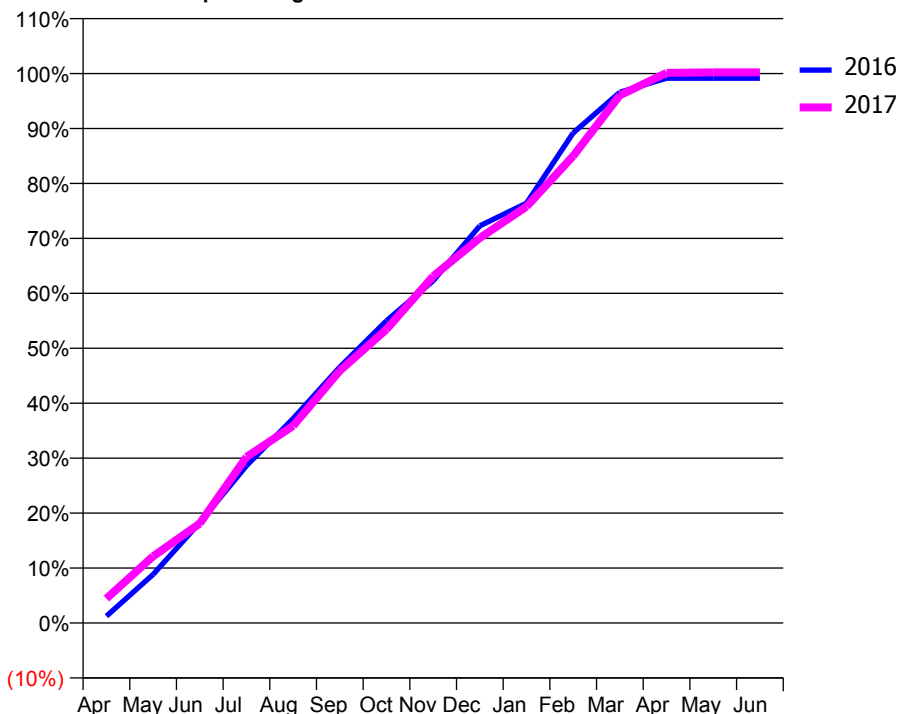
### ACCESS\*

Patients seen in 24 months	Total	Change since previous quarter
Quarter ending March 2016	3,265	
Quarter ending June 2016	3,250	→
Quarter ending September 2016	3,211	↓
Quarter ending December 2016	3,142	↓
Quarter ending March 2017	3,106	↓
<b>Variance since March 2016</b>	<b>(4.9%)</b>	<b>↓</b>



### ACTIVITY

Cumulative percentage of contracted UDA delivered 2016 & 2017



Month	Adjusted Scheduled Activity (UDA)	
	2016	2017
April	142	508
May	1,010	1,387
June	2,088	2,068
July	3,268	3,452
August	4,247	4,095
September	5,318	5,239
October	6,279	6,102
November	7,109	7,205
December	8,252	8,001
January	8,724	8,652
February	10,183	9,703
March	11,028	10,965
April	11,319	11,428
May	11,319	11,440
June	11,319	11,441

### QUALITY

	Quantity	Base Number	Contract	AT	Region	England
% of FP17s for the same patient ID Re-attending within 3 months - Children	165	1,505	11.0%	11.2%	12.0%	12.3%
% of FP17s for the same patient ID Re-attending within 3 months - Adults	575	3,525	16.3%	15.2%	16.0%	16.7%
% of FP17s for the same patient ID Re-attending between 3 & 9 months - Children	879	1,505	58.4%	58.8%	58.8%	57.6%
% of FP17s for the same patient ID Re-attending between 3 & 9 months - Adults	1,764	3,525	50.0%	49.2%	51.2%	50.1%
% of FP17s for Band 1 Urgent Courses	305	4,909	6.2%	9.5%	8.0%	9.1%
% of FP17s Relating to Free Repair or Replacements	43	4,909	0.9%	0.8%	0.8%	0.8%
% of FP17s Relating to Continuations	12	4,909	0.2%	1.3%	1.2%	1.2%
% of Patients satisfied with the dentistry they have received	4	6	N/A	91.9%	92.7%	92.8%
% of Patients satisfied with the time they had to wait for an appointment	4	6	N/A	86.5%	89.1%	88.7%

\* This is based on patients treated on this contract for their most recent course of treatment. Figures in italics indicate the base number of FP17s or Patient Questionnaire responses are less than 100. N/A is shown where the base number of responses is less than 10 during the period. % is calculated as Quantity/Base number\*100

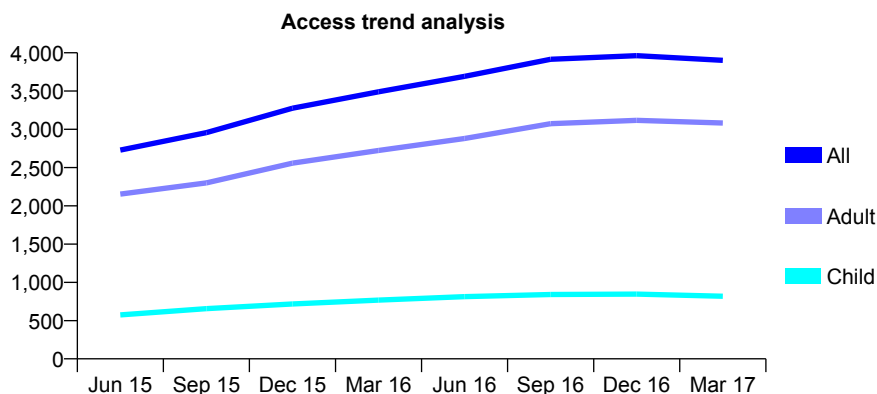
## Q56 - Vital Signs At a Glance Contract Report for 105996/0001 - Year end March 2017

Name or company name	Dr A Monzavi Tabrizi Dental Practice Limite
Contract type name	GDS Contract
Purpose of contract	General
Contract start date	01/07/2014
Contract end date	

16/17 Contracted general activity (UDA)	12,090
Carry forward general activity (UDA)	0
16/17 Contracted orthodontic activity (UOA)	0
Carry forward orthodontic activity (UOA)	0
Baseline contract value	£292,643.43

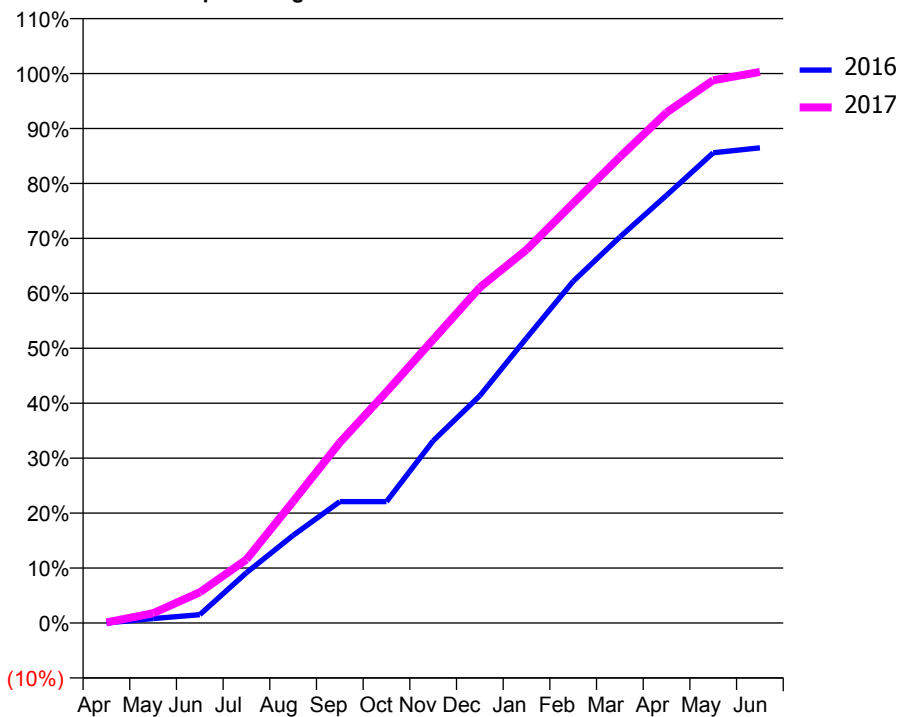
### ACCESS\*

Patients seen in 24 months	Total	Change since previous quarter
Quarter ending March 2016	3,491	
Quarter ending June 2016	3,693	↑
Quarter ending September 2016	3,915	↑
Quarter ending December 2016	3,963	→
Quarter ending March 2017	3,901	↓
<b>Variance since March 2016</b>	<b>11.7%</b>	<b>↑</b>



### ACTIVITY

Cumulative percentage of contracted UDA delivered 2016 & 2017



Month	Adjusted Scheduled Activity (UDA)	
	2016	2017
April	2	13
May	95	217
June	180	676
July	1,082	1,399
August	1,887	2,675
September	2,613	3,971
October	2,613	5,085
November	3,923	6,236
December	4,892	7,384
January	6,135	8,213
February	7,353	9,238
March	8,307	10,252
April	9,204	11,233
May	10,120	11,944
June	10,227	12,124

### QUALITY

	Quantity	Base Number	Contract	AT	Region	England
% of FP17s for the same patient ID Re-attending within 3 months - Children	115	1,144	10.1%	11.2%	12.0%	12.3%
% of FP17s for the same patient ID Re-attending within 3 months - Adults	734	4,326	17.0%	15.2%	16.0%	16.7%
% of FP17s for the same patient ID Re-attending between 3 & 9 months - Children	524	1,144	45.8%	58.8%	58.8%	57.6%
% of FP17s for the same patient ID Re-attending between 3 & 9 months - Adults	1,990	4,326	46.0%	49.2%	51.2%	50.1%
% of FP17s for Band 1 Urgent Courses	851	5,464	15.6%	9.5%	8.0%	9.1%
% of FP17s Relating to Free Repair or Replacements	8	5,464	0.1%	0.8%	0.8%	0.8%
% of FP17s Relating to Continuations	18	5,464	0.3%	1.3%	1.2%	1.2%
% of Patients satisfied with the dentistry they have received	0	1	N/A	91.9%	92.7%	92.8%
% of Patients satisfied with the time they had to wait for an appointment	1	1	N/A	86.5%	89.1%	88.7%

\* This is based on patients treated on this contract for their most recent course of treatment. Figures in italics indicate the base number of FP17s or Patient Questionnaire responses are less than 100. N/A is shown where the base number of responses is less than 10 during the period. % is calculated as Quantity/Base number\*100

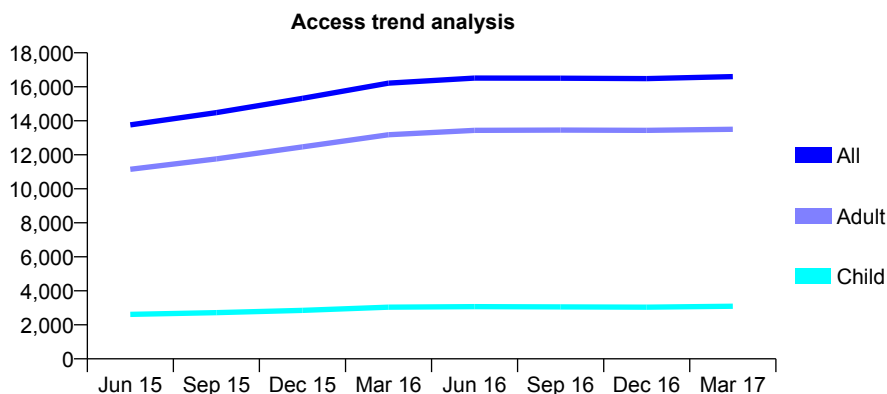
## Q56 - Vital Signs At a Glance Contract Report for 106275/0001 - Year end March 2017

Name or company name	Dr P Vaid, S Radia and S Shah
Contract type name	GDS Contract
Purpose of contract	General
Contract start date	01/04/2014
Contract end date	

16/17 Contracted general activity (UDA)	48,426
Carry forward general activity (UDA)	1,533
16/17 Contracted orthodontic activity (UOA)	0
Carry forward orthodontic activity (UOA)	0
Baseline contract value	£1,028,411.23

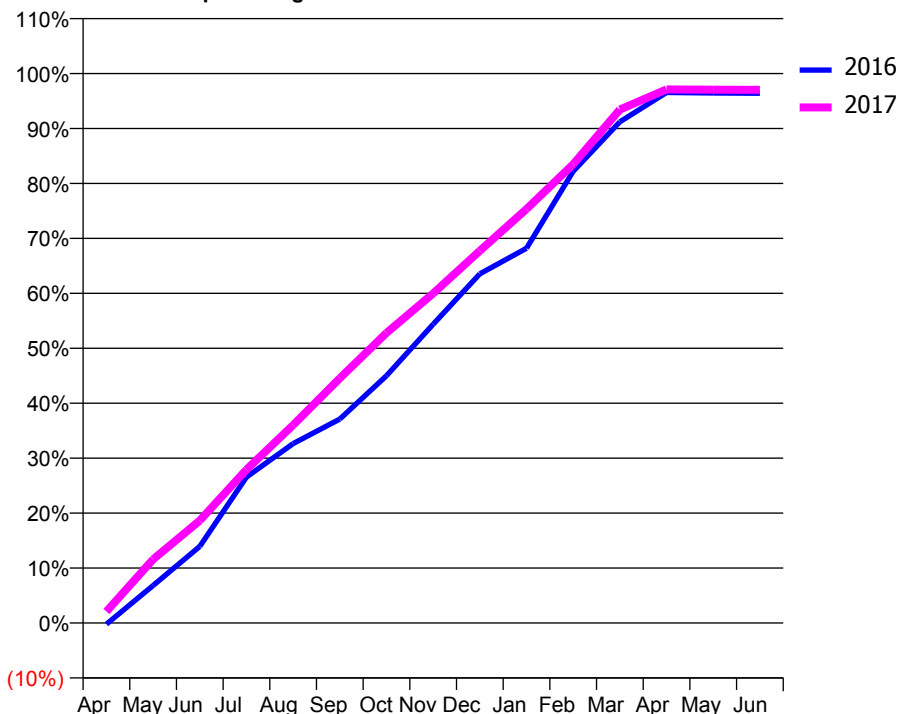
### ACCESS\*

Patients seen in 24 months	Total	Change since previous quarter
Quarter ending March 2016	16,216	
Quarter ending June 2016	16,510	→
Quarter ending September 2016	16,505	→
Quarter ending December 2016	16,485	→
Quarter ending March 2017	16,602	→
<b>Variance since March 2016</b>	<b>2.4%</b>	<b>↑</b>



### ACTIVITY

Cumulative percentage of contracted UDA delivered 2016 & 2017



Month	Adjusted Scheduled Activity (UDA)	
	2016	2017
April	-122	1,017
May	3,727	5,608
June	7,601	9,031
July	14,486	13,524
August	17,814	17,447
September	20,248	21,565
October	24,550	25,561
November	29,665	29,042
December	34,660	32,809
January	37,202	36,487
February	44,846	40,432
March	49,752	45,253
April	52,673	47,023
May	52,616	46,998
June	52,592	46,986

### QUALITY

	Quantity	Base Number	Contract	AT	Region	England
% of FP17s for the same patient ID Re-attending within 3 months - Children	585	4,706	12.4%	11.2%	12.0%	12.3%
% of FP17s for the same patient ID Re-attending within 3 months - Adults	3,779	20,389	18.5%	15.2%	16.0%	16.7%
% of FP17s for the same patient ID Re-attending between 3 & 9 months - Children	2,752	4,706	58.5%	58.8%	58.8%	57.6%
% of FP17s for the same patient ID Re-attending between 3 & 9 months - Adults	11,416	20,389	56.0%	49.2%	51.2%	50.1%
% of FP17s for Band 1 Urgent Courses	3,180	24,640	12.9%	9.5%	8.0%	9.1%
% of FP17s Relating to Free Repair or Replacements	620	24,640	2.5%	0.8%	0.8%	0.8%
% of FP17s Relating to Continuations	182	24,640	0.7%	1.3%	1.2%	1.2%
% of Patients satisfied with the dentistry they have received	30	34	88.2%	91.9%	92.7%	92.8%
% of Patients satisfied with the time they had to wait for an appointment	28	34	82.4%	86.5%	89.1%	88.7%

\* This is based on patients treated on this contract for their most recent course of treatment. Figures in italics indicate the base number of FP17s or Patient Questionnaire responses are less than 100. N/A is shown where the base number of responses is less than 10 during the period. % is calculated as Quantity/Base number\*100

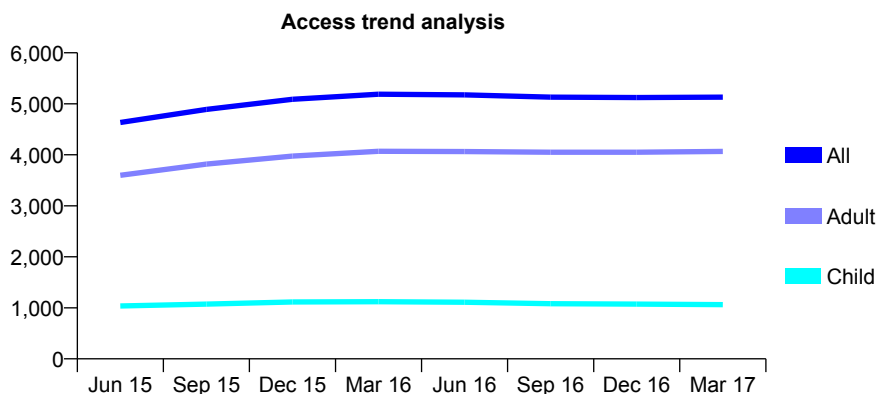
## Q56 - Vital Signs At a Glance Contract Report for 106941/0001 - Year end March 2017

Name or company name	Perfect Smile Clinic Limited
Contract type name	GDS Contract
Purpose of contract	General
Contract start date	01/03/2014
Contract end date	

16/17 Contracted general activity (UDA)	17,380
Carry forward general activity (UDA)	-255
16/17 Contracted orthodontic activity (UOA)	0
Carry forward orthodontic activity (UOA)	0
Baseline contract value	£400,698.32

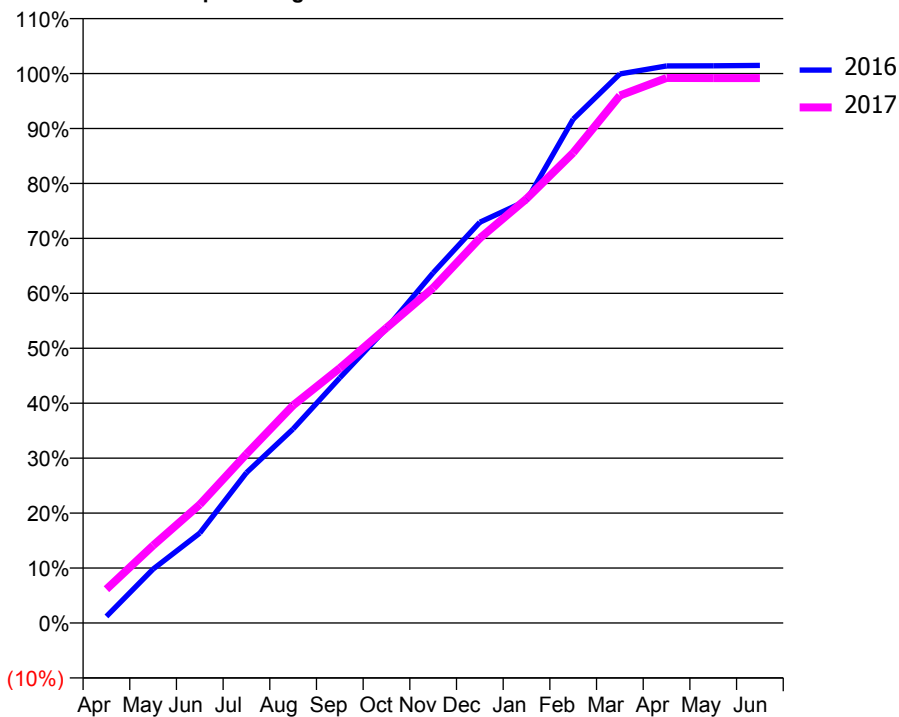
### ACCESS\*

Patients seen in 24 months	Total	Change since previous quarter
Quarter ending March 2016	5,189	
Quarter ending June 2016	5,174	→
Quarter ending September 2016	5,132	→
Quarter ending December 2016	5,123	→
Quarter ending March 2017	5,130	→
<b>Variance since March 2016</b>	<b>(1.1%)</b>	<b>↓</b>



### ACTIVITY

Cumulative percentage of contracted UDA delivered 2016 & 2017



Month	Adjusted Scheduled Activity (UDA)	
	2016	2017
April	208	1,068
May	1,704	2,451
June	2,844	3,749
July	4,754	5,347
August	6,138	6,884
September	7,756	8,063
October	9,324	9,334
November	11,079	10,600
December	12,675	12,170
January	13,360	13,418
February	15,934	14,871
March	17,368	16,681
April	17,620	17,240
May	17,622	17,234
June	17,635	17,235

### QUALITY

	Quantity	Base Number	Contract	AT	Region	England
% of FP17s for the same patient ID Re-attending within 3 months - Children	122	1,762	6.9%	11.2%	12.0%	12.3%
% of FP17s for the same patient ID Re-attending within 3 months - Adults	960	6,291	15.3%	15.2%	16.0%	16.7%
% of FP17s for the same patient ID Re-attending between 3 & 9 months - Children	1,137	1,762	64.5%	58.8%	58.8%	57.6%
% of FP17s for the same patient ID Re-attending between 3 & 9 months - Adults	3,813	6,291	60.6%	49.2%	51.2%	50.1%
% of FP17s for Band 1 Urgent Courses	634	8,172	7.8%	9.5%	8.0%	9.1%
% of FP17s Relating to Free Repair or Replacements	69	8,172	0.8%	0.8%	0.8%	0.8%
% of FP17s Relating to Continuations	62	8,172	0.8%	1.3%	1.2%	1.2%
% of Patients satisfied with the dentistry they have received	8	9	N/A	91.9%	92.7%	92.8%
% of Patients satisfied with the time they had to wait for an appointment	9	9	N/A	86.5%	89.1%	88.7%

\* This is based on patients treated on this contract for their most recent course of treatment. Figures in italics indicate the base number of FP17s or Patient Questionnaire responses are less than 100. N/A is shown where the base number of responses is less than 10 during the period. % is calculated as Quantity/Base number\*100

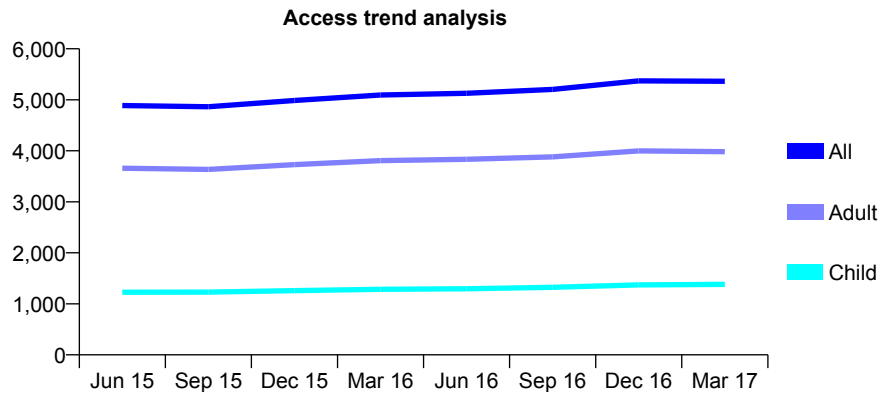
## Q56 - Vital Signs At a Glance Contract Report for 109142/0001 - Year end March 2017

Name or company name	Littleport Dental Practice
Contract type name	GDS Contract
Purpose of contract	General
Contract start date	02/07/2012
Contract end date	

16/17 Contracted general activity (UDA)	14,288
Carry forward general activity (UDA)	-28
16/17 Contracted orthodontic activity (UOA)	0
Carry forward orthodontic activity (UOA)	0
Baseline contract value	£357,745.09

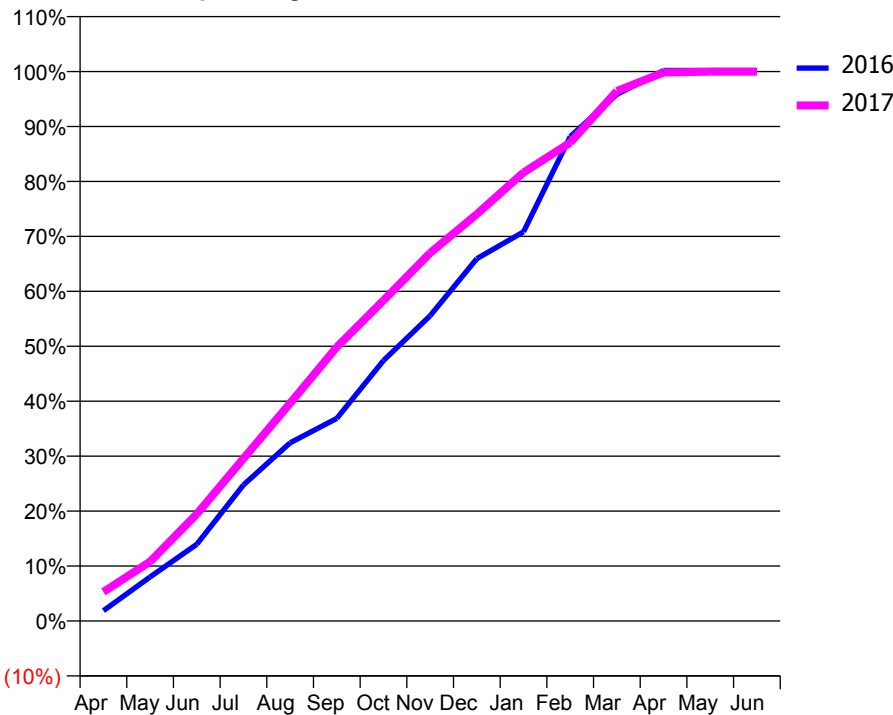
### ACCESS\*

Patients seen in 24 months	Total	Change since previous quarter
Quarter ending March 2016	5,094	
Quarter ending June 2016	5,128	→
Quarter ending September 2016	5,204	→
Quarter ending December 2016	5,370	↑
Quarter ending March 2017	5,364	→
<b>Variance since March 2016</b>	<b>5.3%</b>	<b>↑</b>



### ACTIVITY

Cumulative percentage of contracted UDA delivered 2016 & 2017



Month	Adjusted Scheduled Activity (UDA)	
	2016	2017
April	270	757
May	1,144	1,546
June	1,996	2,782
July	3,540	4,226
August	4,633	5,664
September	5,270	7,124
October	6,773	8,335
November	7,939	9,572
December	9,422	10,582
January	10,118	11,661
February	12,596	12,440
March	13,693	13,781
April	14,316	14,263
May	14,316	14,284
June	14,316	14,284

### QUALITY

	Quantity	Base Number	Contract	AT	Region	England
% of FP17s for the same patient ID Re-attending within 3 months - Children	209	2,381	8.8%	11.2%	12.0%	12.3%
% of FP17s for the same patient ID Re-attending within 3 months - Adults	959	6,157	15.6%	15.2%	16.0%	16.7%
% of FP17s for the same patient ID Re-attending between 3 & 9 months - Children	1,586	2,381	66.6%	58.8%	58.8%	57.6%
% of FP17s for the same patient ID Re-attending between 3 & 9 months - Adults	3,370	6,157	54.7%	49.2%	51.2%	50.1%
% of FP17s for Band 1 Urgent Courses	571	7,575	7.5%	9.5%	8.0%	9.1%
% of FP17s Relating to Free Repair or Replacements	44	7,575	0.6%	0.8%	0.8%	0.8%
% of FP17s Relating to Continuations	65	7,575	0.9%	1.3%	1.2%	1.2%
% of Patients satisfied with the dentistry they have received	3	6	N/A	91.9%	92.7%	92.8%
% of Patients satisfied with the time they had to wait for an appointment	6	6	N/A	86.5%	89.1%	88.7%

\* This is based on patients treated on this contract for their most recent course of treatment. Figures in italics indicate the base number of FP17s or Patient Questionnaire responses are less than 100. N/A is shown where the base number of responses is less than 10 during the period. % is calculated as Quantity/Base number\*100



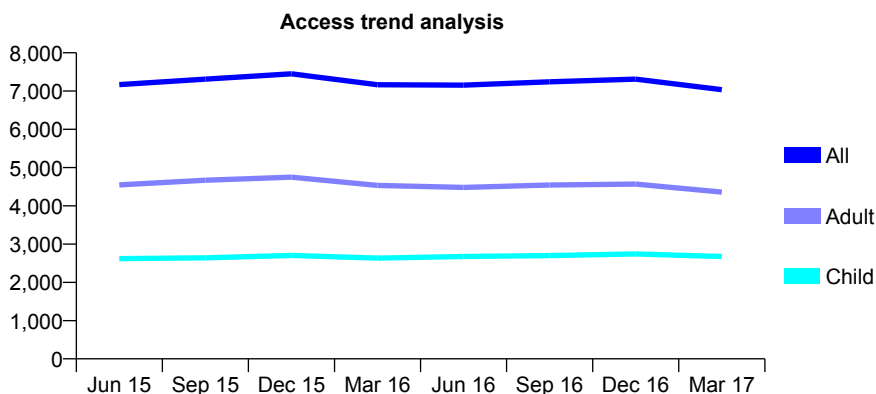
## Q56 - Vital Signs At a Glance Contract Report for 109487/0001 - Year end March 2017

Name or company name	Cambourne Dental Practice
Contract type name	GDS Contract
Purpose of contract	General
Contract start date	08/04/2011
Contract end date	

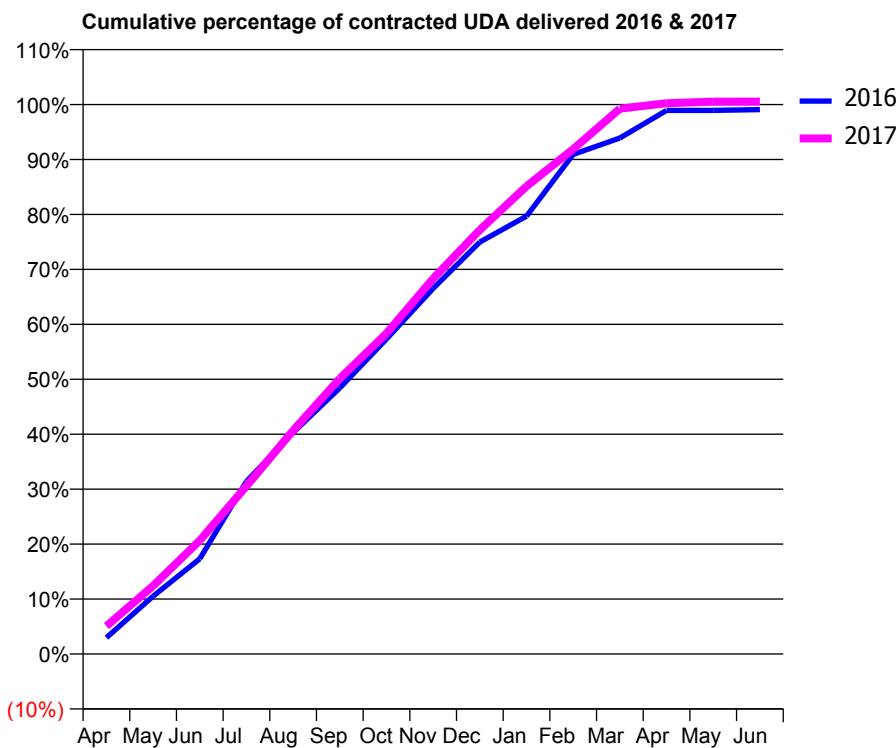
16/17 Contracted general activity (UDA)	17,913
Carry forward general activity (UDA)	165
16/17 Contracted orthodontic activity (UOA)	0
Carry forward orthodontic activity (UOA)	0
Baseline contract value	£524,552.55

### ACCESS\*

Patients seen in 24 months	Total	Change since previous quarter
Quarter ending March 2016	7,164	
Quarter ending June 2016	7,154	→
Quarter ending September 2016	7,243	→
Quarter ending December 2016	7,310	→
Quarter ending March 2017	7,035	↓
<b>Variance since March 2016</b>	<b>(1.8%)</b>	<b>↓</b>



### ACTIVITY



Month	Adjusted Scheduled Activity (UDA)	
	2016	2017
April	533	911
May	1,886	2,224
June	3,108	3,700
July	5,629	5,476
August	7,220	7,287
September	8,675	8,977
October	10,268	10,452
November	11,915	12,237
December	13,430	13,823
January	14,275	15,247
February	16,285	16,458
March	16,822	17,775
April	17,722	17,955
May	17,719	18,007
June	17,748	18,007

### QUALITY

	Quantity	Base Number	Contract	AT	Region	England
% of FP17s for the same patient ID Re-attending within 3 months - Children	232	4,188	5.5%	11.2%	12.0%	12.3%
% of FP17s for the same patient ID Re-attending within 3 months - Adults	712	6,227	11.4%	15.2%	16.0%	16.7%
% of FP17s for the same patient ID Re-attending between 3 & 9 months - Children	2,686	4,188	64.1%	58.8%	58.8%	57.6%
% of FP17s for the same patient ID Re-attending between 3 & 9 months - Adults	3,643	6,227	58.5%	49.2%	51.2%	50.1%
% of FP17s for Band 1 Urgent Courses	616	10,067	6.1%	9.5%	8.0%	9.1%
% of FP17s Relating to Free Repair or Replacements	70	10,067	0.7%	0.8%	0.8%	0.8%
% of FP17s Relating to Continuations	141	10,067	1.4%	1.3%	1.2%	1.2%
% of Patients satisfied with the dentistry they have received	13	14	92.9%	91.9%	92.7%	92.8%
% of Patients satisfied with the time they had to wait for an appointment	9	14	64.3%	86.5%	89.1%	88.7%

\* This is based on patients treated on this contract for their most recent course of treatment. Figures in italics indicate the base number of FP17s or Patient Questionnaire responses are less than 100. N/A is shown where the base number of responses is less than 10 during the period. % is calculated as Quantity/Base number\*100

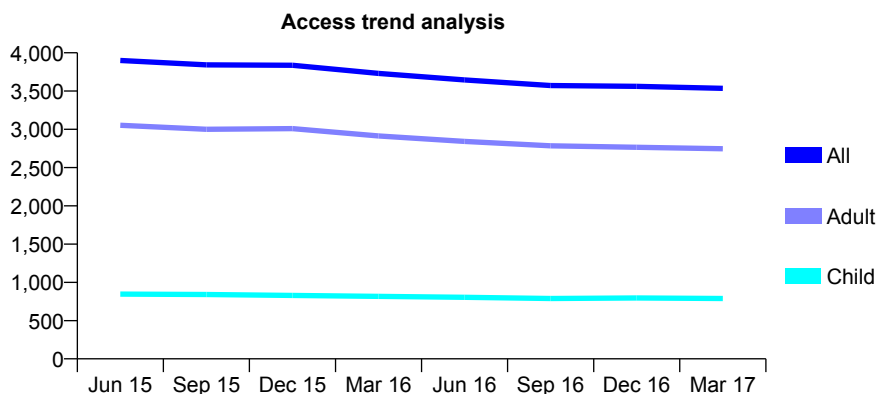
## Q56 - Vital Signs At a Glance Contract Report for 110655/0001 - Year end March 2017

Name or company name	The Toothplace Dental Surgery
Contract type name	GDS Contract
Purpose of contract	General
Contract start date	01/09/2010
Contract end date	

16/17 Contracted general activity (UDA)	13,533
Carry forward general activity (UDA)	-179
16/17 Contracted orthodontic activity (UOA)	0
Carry forward orthodontic activity (UOA)	0
Baseline contract value	£338,261.77

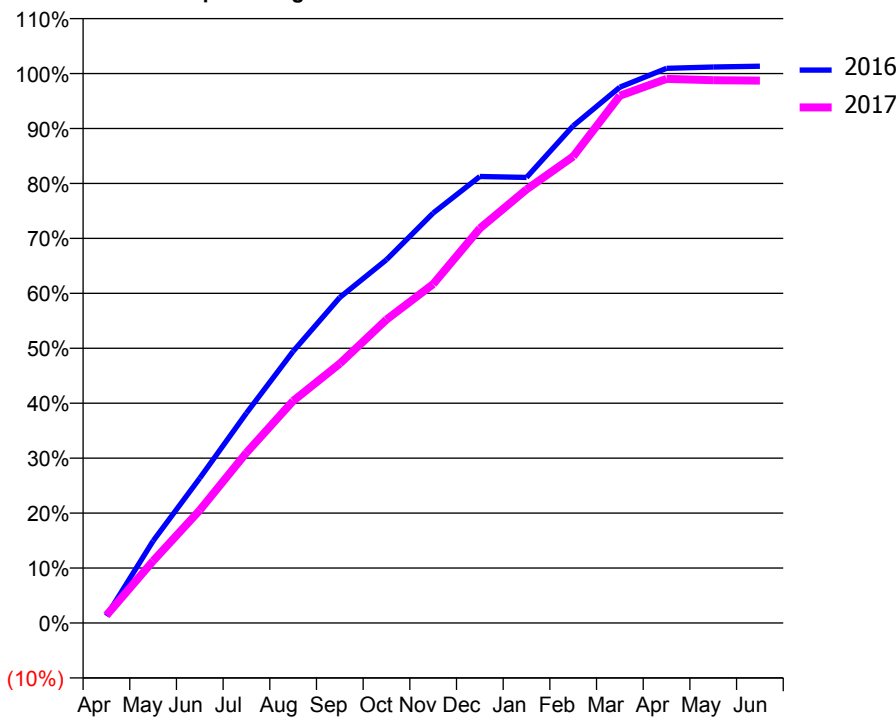
### ACCESS\*

Patients seen in 24 months	Total	Change since previous quarter
Quarter ending March 2016	3,731	
Quarter ending June 2016	3,645	↓
Quarter ending September 2016	3,572	↓
Quarter ending December 2016	3,561	→
Quarter ending March 2017	3,535	→
<b>Variance since March 2016</b>	<b>(5.3%)</b>	<b>↓</b>



### ACTIVITY

Cumulative percentage of contracted UDA delivered 2016 & 2017



Adjusted Scheduled Activity (UDA)

Month	2016	2017
April	171	188
May	2,022	1,528
June	3,569	2,781
July	5,172	4,197
August	6,693	5,470
September	8,018	6,388
October	8,948	7,472
November	10,096	8,346
December	10,997	9,720
January	10,974	10,679
February	12,244	11,490
March	13,197	12,985
April	13,659	13,401
May	13,693	13,368
June	13,712	13,357

### QUALITY

	Quantity	Base Number	Contract	AT	Region	England
% of FP17s for the same patient ID Re-attending within 3 months - Children	103	1,249	8.2%	11.2%	12.0%	12.3%
% of FP17s for the same patient ID Re-attending within 3 months - Adults	403	3,909	10.3%	15.2%	16.0%	16.7%
% of FP17s for the same patient ID Re-attending between 3 & 9 months - Children	763	1,249	61.1%	58.8%	58.8%	57.6%
% of FP17s for the same patient ID Re-attending between 3 & 9 months - Adults	2,313	3,909	59.2%	49.2%	51.2%	50.1%
% of FP17s for Band 1 Urgent Courses	182	5,087	3.6%	9.5%	8.0%	9.1%
% of FP17s Relating to Free Repair or Replacements	30	5,087	0.6%	0.8%	0.8%	0.8%
% of FP17s Relating to Continuations	53	5,087	1.0%	1.3%	1.2%	1.2%
% of Patients satisfied with the dentistry they have received	1	1	N/A	91.9%	92.7%	92.8%
% of Patients satisfied with the time they had to wait for an appointment	1	1	N/A	86.5%	89.1%	88.7%

\* This is based on patients treated on this contract for their most recent course of treatment. Figures in italics indicate the base number of FP17s or Patient Questionnaire responses are less than 100. N/A is shown where the base number of responses is less than 10 during the period. % is calculated as Quantity/Base number\*100

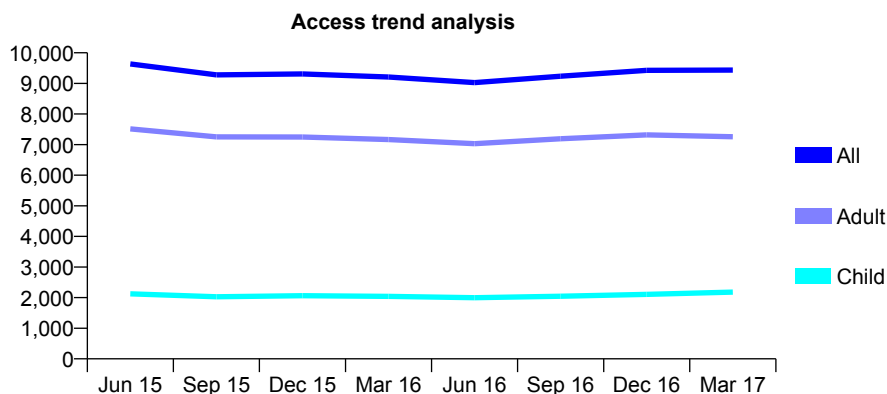
## Q56 - Vital Signs At a Glance Contract Report for 110817/0001 - Year end March 2017

Name or company name	1A Group Dental Practice Partnership
Contract type name	GDS Contract
Purpose of contract	General
Contract start date	01/04/2009
Contract end date	

16/17 Contracted general activity (UDA)	26,775
Carry forward general activity (UDA)	0
16/17 Contracted orthodontic activity (UOA)	0
Carry forward orthodontic activity (UOA)	0
Baseline contract value	£613,061.72

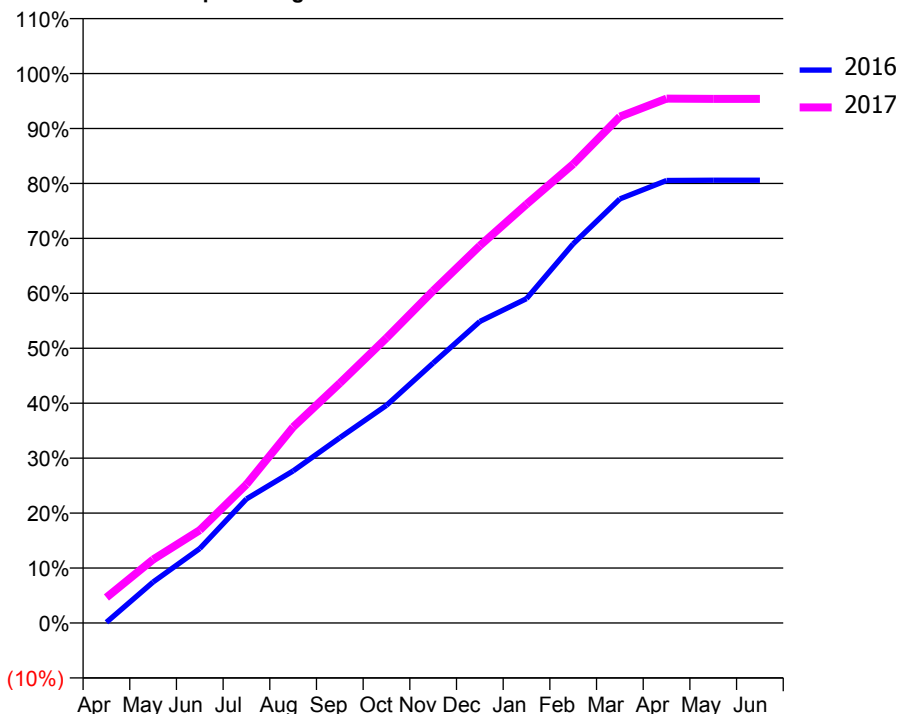
### ACCESS\*

Patients seen in 24 months	Total	Change since previous quarter
Quarter ending March 2016	9,209	
Quarter ending June 2016	9,028	↓
Quarter ending September 2016	9,235	↑
Quarter ending December 2016	9,427	↑
Quarter ending March 2017	9,437	→
<b>Variance since March 2016</b>	<b>2.5%</b>	<b>↑</b>



### ACTIVITY

Cumulative percentage of contracted UDA delivered 2016 & 2017



Month	Adjusted Scheduled Activity (UDA)	
	2016	2017
April	36	1,244
May	1,999	3,094
June	3,631	4,527
July	6,048	6,755
August	7,411	9,545
September	9,030	11,684
October	10,609	13,886
November	12,667	16,188
December	14,691	18,385
January	15,807	20,408
February	18,474	22,359
March	20,663	24,673
April	21,562	25,549
May	21,576	25,539
June	21,576	25,539

### QUALITY

	Quantity	Base Number	Contract	AT	Region	England
% of FP17s for the same patient ID Re-attending within 3 months - Children	162	3,147	5.1%	11.2%	12.0%	12.3%
% of FP17s for the same patient ID Re-attending within 3 months - Adults	1,068	10,420	10.2%	15.2%	16.0%	16.7%
% of FP17s for the same patient ID Re-attending between 3 & 9 months - Children	1,574	3,147	50.0%	58.8%	58.8%	57.6%
% of FP17s for the same patient ID Re-attending between 3 & 9 months - Adults	5,397	10,420	51.8%	49.2%	51.2%	50.1%
% of FP17s for Band 1 Urgent Courses	885	13,603	6.5%	9.5%	8.0%	9.1%
% of FP17s Relating to Free Repair or Replacements	60	13,603	0.4%	0.8%	0.8%	0.8%
% of FP17s Relating to Continuations	139	13,603	1.0%	1.3%	1.2%	1.2%
% of Patients satisfied with the dentistry they have received	15	16	93.8%	91.9%	92.7%	92.8%
% of Patients satisfied with the time they had to wait for an appointment	14	16	87.5%	86.5%	89.1%	88.7%

\* This is based on patients treated on this contract for their most recent course of treatment. Figures in italics indicate the base number of FP17s or Patient Questionnaire responses are less than 100. N/A is shown where the base number of responses is less than 10 during the period. % is calculated as Quantity/Base number\*100

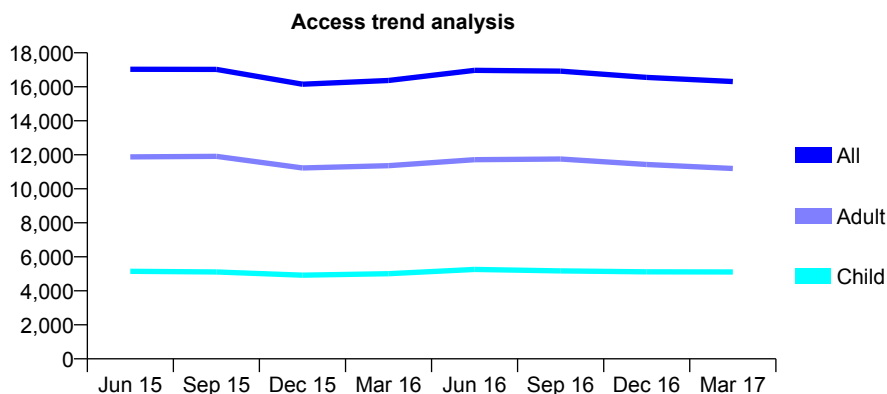
## Q56 - Vital Signs At a Glance Contract Report for 110817/0002 - Year end March 2017

Name or company name	1A Group Dental Practice Partnership
Contract type name	GDS Contract
Purpose of contract	General
Contract start date	01/04/2009
Contract end date	

16/17 Contracted general activity (UDA)	49,225
Carry forward general activity (UDA)	0
16/17 Contracted orthodontic activity (UOA)	0
Carry forward orthodontic activity (UOA)	0
Baseline contract value	£1,287,994.46

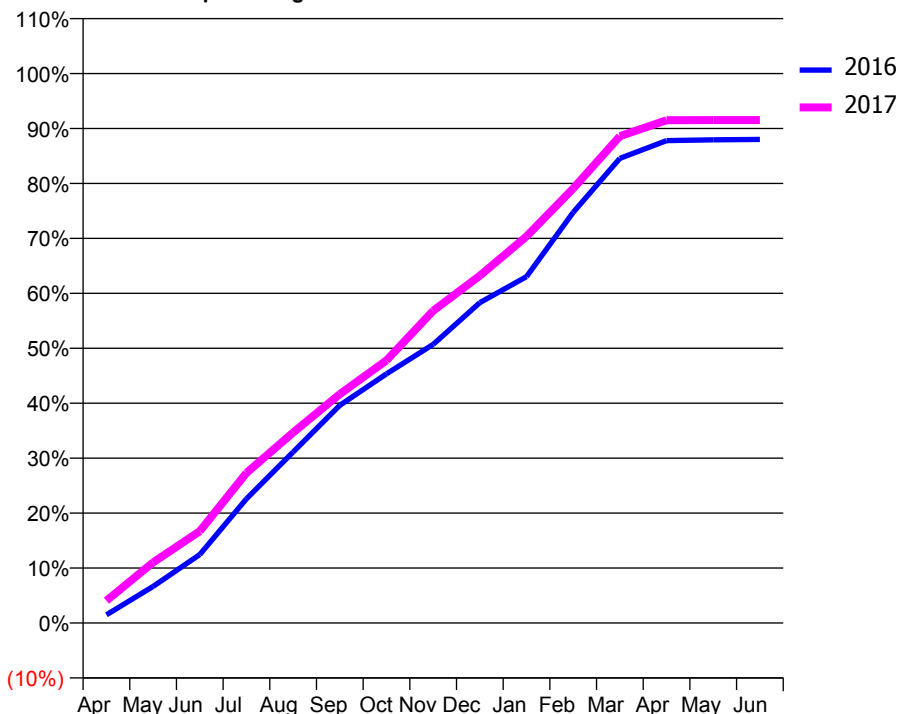
### ACCESS\*

Patients seen in 24 months	Total	Change since previous quarter
Quarter ending March 2016	16,373	
Quarter ending June 2016	16,966	↑
Quarter ending September 2016	16,925	→
Quarter ending December 2016	16,553	↓
Quarter ending March 2017	16,306	↓
<b>Variance since March 2016</b>	<b>(0.4%)</b>	→



### ACTIVITY

Cumulative percentage of contracted UDA delivered 2016 & 2017



Month	Adjusted Scheduled Activity (UDA)	
	2016	2017
April	739	1,998
May	3,279	5,431
June	6,131	8,226
July	11,131	13,441
August	15,325	17,063
September	19,501	20,506
October	22,315	23,532
November	24,964	27,968
December	28,697	31,107
January	31,030	34,630
February	36,789	38,920
March	41,626	43,603
April	43,211	45,043
May	43,278	45,048
June	43,318	45,050

### QUALITY

	Quantity	Base Number	Contract	AT	Region	England
% of FP17s for the same patient ID Re-attending within 3 months - Children	444	6,155	7.2%	11.2%	12.0%	12.3%
% of FP17s for the same patient ID Re-attending within 3 months - Adults	1,772	13,270	13.4%	15.2%	16.0%	16.7%
% of FP17s for the same patient ID Re-attending between 3 & 9 months - Children	2,136	6,155	34.7%	58.8%	58.8%	57.6%
% of FP17s for the same patient ID Re-attending between 3 & 9 months - Adults	4,921	13,270	37.1%	49.2%	51.2%	50.1%
% of FP17s for Band 1 Urgent Courses	1,428	18,655	7.7%	9.5%	8.0%	9.1%
% of FP17s Relating to Free Repair or Replacements	96	18,655	0.5%	0.8%	0.8%	0.8%
% of FP17s Relating to Continuations	266	18,655	1.4%	1.3%	1.2%	1.2%
% of Patients satisfied with the dentistry they have received	16	17	94.1%	91.9%	92.7%	92.8%
% of Patients satisfied with the time they had to wait for an appointment	10	17	58.8%	86.5%	89.1%	88.7%

\* This is based on patients treated on this contract for their most recent course of treatment. Figures in italics indicate the base number of FP17s or Patient Questionnaire responses are less than 100. N/A is shown where the base number of responses is less than 10 during the period. % is calculated as Quantity/Base number\*100

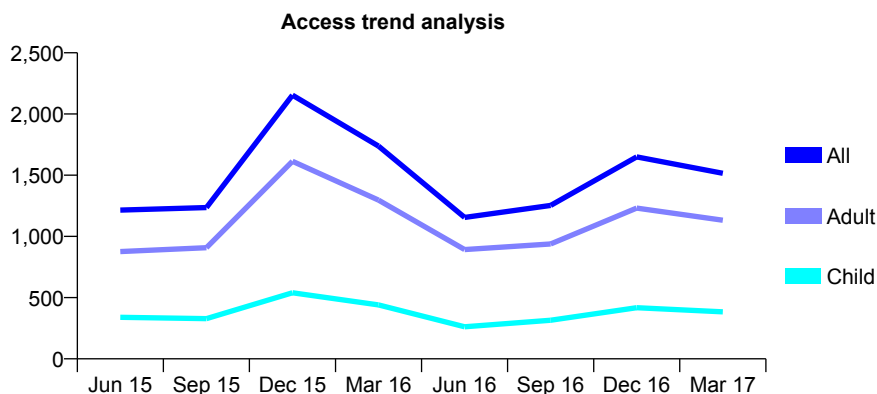
## Q56 - Vital Signs At a Glance Contract Report for 110817/0003 - Year end March 2017

Name or company name	1A Group Dental Practice Partnership
Contract type name	GDS Contract
Purpose of contract	General
Contract start date	01/04/2009
Contract end date	

16/17 Contracted general activity (UDA)	3,813
Carry forward general activity (UDA)	-32
16/17 Contracted orthodontic activity (UOA)	0
Carry forward orthodontic activity (UOA)	0
Baseline contract value	£94,950.52

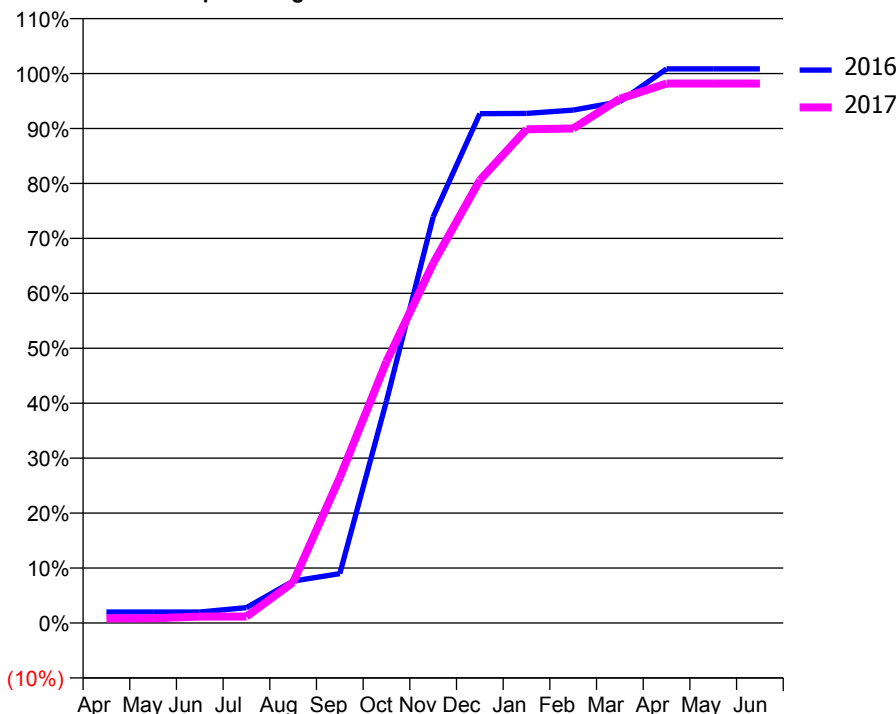
### ACCESS\*

Patients seen in 24 months	Total	Change since previous quarter
Quarter ending March 2016	1,738	
Quarter ending June 2016	1,155	↓
Quarter ending September 2016	1,253	↑
Quarter ending December 2016	1,650	↑
Quarter ending March 2017	1,516	↓
<b>Variance since March 2016</b>	<b>(12.8%)</b>	<b>↓</b>



### ACTIVITY

Cumulative percentage of contracted UDA delivered 2016 & 2017



Adjusted Scheduled Activity (UDA)

Month	2016	2017
April	76	32
May	76	33
June	76	45
July	107	45
August	291	283
September	343	1,010
October	1,541	1,815
November	2,818	2,496
December	3,534	3,073
January	3,536	3,426
February	3,560	3,432
March	3,617	3,637
April	3,845	3,743
May	3,845	3,743
June	3,845	3,743

### QUALITY

	Quantity	Base Number	Contract	AT	Region	England
% of FP17s for the same patient ID Re-attending within 3 months - Children	7	480	1.5%	11.2%	12.0%	12.3%
% of FP17s for the same patient ID Re-attending within 3 months - Adults	69	1,384	5.0%	15.2%	16.0%	16.7%
% of FP17s for the same patient ID Re-attending between 3 & 9 months - Children	48	480	10.0%	58.8%	58.8%	57.6%
% of FP17s for the same patient ID Re-attending between 3 & 9 months - Adults	143	1,384	10.3%	49.2%	51.2%	50.1%
% of FP17s for Band 1 Urgent Courses	117	1,819	6.4%	9.5%	8.0%	9.1%
% of FP17s Relating to Free Repair or Replacements	8	1,819	0.4%	0.8%	0.8%	0.8%
% of FP17s Relating to Continuations	25	1,819	1.4%	1.3%	1.2%	1.2%
% of Patients satisfied with the dentistry they have received	2	2	N/A	91.9%	92.7%	92.8%
% of Patients satisfied with the time they had to wait for an appointment	2	2	N/A	86.5%	89.1%	88.7%

\* This is based on patients treated on this contract for their most recent course of treatment. Figures in italics indicate the base number of FP17s or Patient Questionnaire responses are less than 100. N/A is shown where the base number of responses is less than 10 during the period. % is calculated as Quantity/Base number\*100

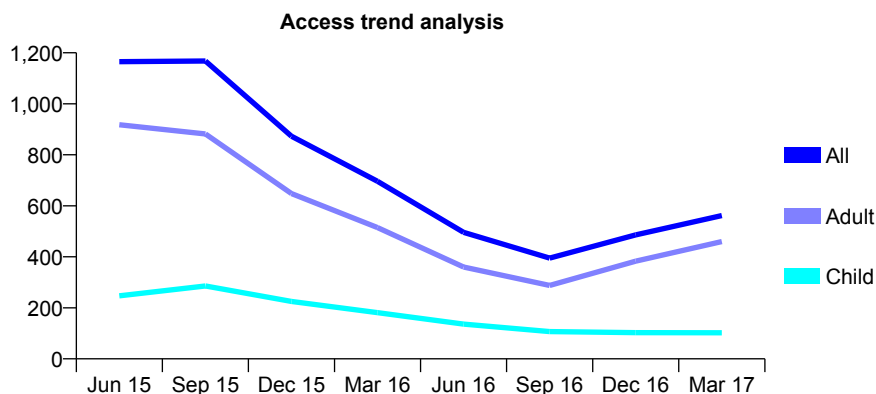
## Q56 - Vital Signs At a Glance Contract Report for 110817/0004 - Year end March 2017

Name or company name	1A Group Dental Practice Partnership
Contract type name	GDS Contract
Purpose of contract	General
Contract start date	01/04/2009
Contract end date	

16/17 Contracted general activity (UDA)	3,321
Carry forward general activity (UDA)	0
16/17 Contracted orthodontic activity (UOA)	0
Carry forward orthodontic activity (UOA)	0
Baseline contract value	£82,698.84

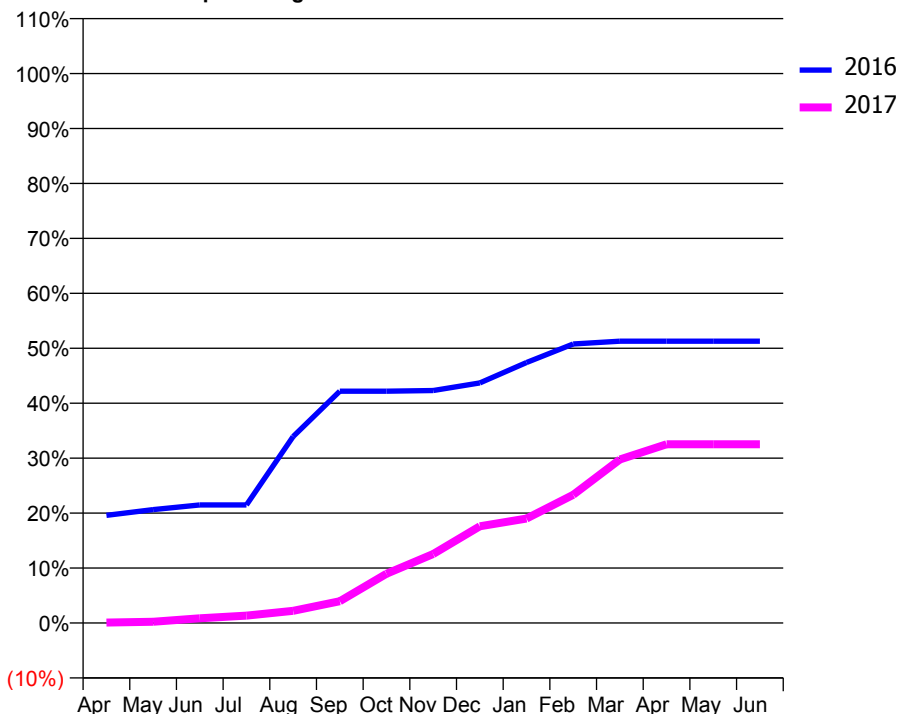
### ACCESS\*

Patients seen in 24 months	Total	Change since previous quarter
Quarter ending March 2016	696	
Quarter ending June 2016	496	↓
Quarter ending September 2016	395	↓
Quarter ending December 2016	486	↑
Quarter ending March 2017	562	↑
<b>Variance since March 2016</b>	<b>(19.3%)</b>	<b>↓</b>



### ACTIVITY

Cumulative percentage of contracted UDA delivered 2016 & 2017



Adjusted Scheduled Activity (UDA)

Month	2016	2017
April	651	3
May	686	8
June	714	29
July	714	45
August	1,127	74
September	1,401	132
October	1,401	298
November	1,405	417
December	1,451	585
January	1,574	631
February	1,687	775
March	1,704	988
April	1,704	1,080
May	1,704	1,080
June	1,704	1,080

### QUALITY

	Quantity	Base Number	Contract	AT	Region	England
% of FP17s for the same patient ID Re-attending within 3 months - Children	2	88	2.3%	11.2%	12.0%	12.3%
% of FP17s for the same patient ID Re-attending within 3 months - Adults	5	389	1.3%	15.2%	16.0%	16.7%
% of FP17s for the same patient ID Re-attending between 3 & 9 months - Children	18	88	20.5%	58.8%	58.8%	57.6%
% of FP17s for the same patient ID Re-attending between 3 & 9 months - Adults	14	389	3.6%	49.2%	51.2%	50.1%
% of FP17s for Band 1 Urgent Courses	20	518	3.9%	9.5%	8.0%	9.1%
% of FP17s Relating to Free Repair or Replacements	1	518	0.2%	0.8%	0.8%	0.8%
% of FP17s Relating to Continuations	0	518	0.0%	1.3%	1.2%	1.2%
% of Patients satisfied with the dentistry they have received	0	0	N/A	91.9%	92.7%	92.8%
% of Patients satisfied with the time they had to wait for an appointment	0	0	N/A	86.5%	89.1%	88.7%

\* This is based on patients treated on this contract for their most recent course of treatment. Figures in italics indicate the base number of FP17s or Patient Questionnaire responses are less than 100. N/A is shown where the base number of responses is less than 10 during the period. % is calculated as Quantity/Base number\*100

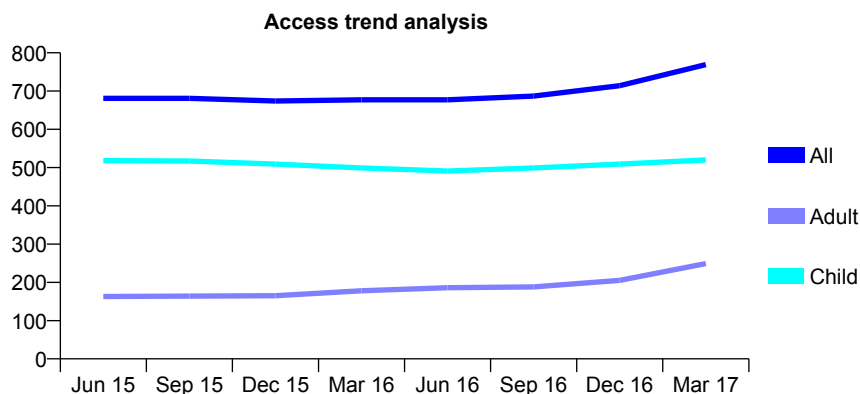
## Q56 - Vital Signs At a Glance Contract Report for 112720/0001 - Year end March 2017

Name or company name	Golden Triangle LLP
Contract type name	GDS Contract
Purpose of contract	General
Contract start date	01/04/2008
Contract end date	

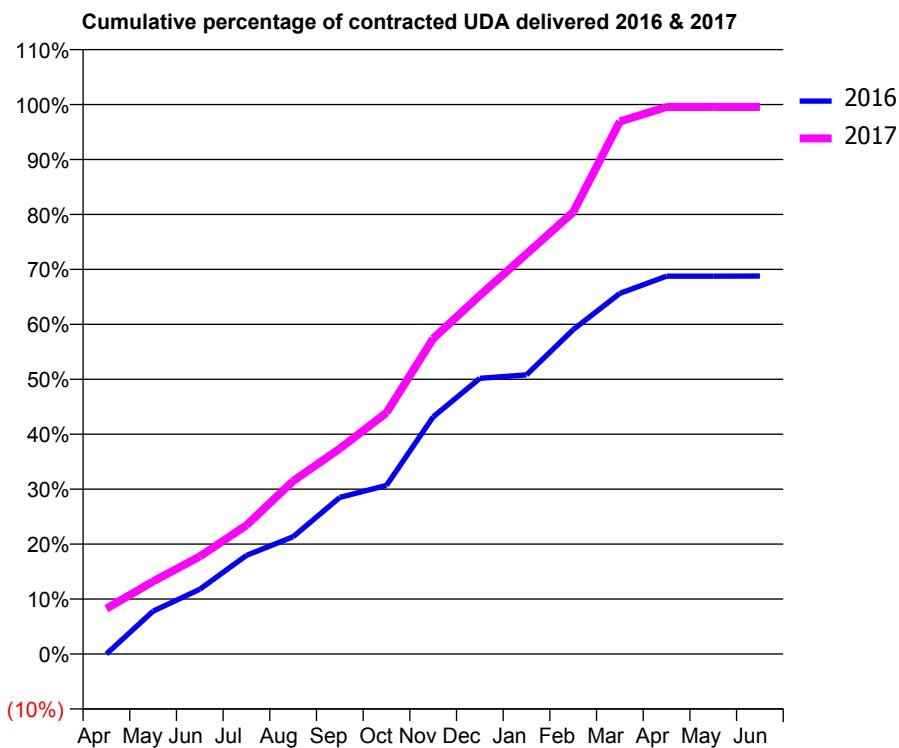
16/17 Contracted general activity (UDA)	2,303
Carry forward general activity (UDA)	0
16/17 Contracted orthodontic activity (UOA)	0
Carry forward orthodontic activity (UOA)	0
Baseline contract value	£63,911.31

### ACCESS\*

Patients seen in 24 months	Total	Change since previous quarter
Quarter ending March 2016	677	
Quarter ending June 2016	677	→
Quarter ending September 2016	687	→
Quarter ending December 2016	714	↑
Quarter ending March 2017	769	↑
<b>Variance since March 2016</b>	<b>13.6%</b>	<b>↑</b>



### ACTIVITY



Month	Adjusted Scheduled Activity (UDA)	
	2016	2017
April	0	190
May	225	304
June	339	409
July	516	540
August	614	725
September	821	861
October	883	1,011
November	1,243	1,322
December	1,445	1,503
January	1,463	1,677
February	1,699	1,852
March	1,890	2,232
April	1,979	2,293
May	1,979	2,293
June	1,980	2,293

### QUALITY

	Quantity	Base Number	Contract	AT	Region	England
% of FP17s for the same patient ID Re-attending within 3 months - Children	88	887	9.9%	11.2%	12.0%	12.3%
% of FP17s for the same patient ID Re-attending within 3 months - Adults	23	250	9.2%	15.2%	16.0%	16.7%
% of FP17s for the same patient ID Re-attending between 3 & 9 months - Children	563	887	63.5%	58.8%	58.8%	57.6%
% of FP17s for the same patient ID Re-attending between 3 & 9 months - Adults	61	250	24.4%	49.2%	51.2%	50.1%
% of FP17s for Band 1 Urgent Courses	155	1,116	13.9%	9.5%	8.0%	9.1%
% of FP17s Relating to Free Repair or Replacements	0	1,116	0.0%	0.8%	0.8%	0.8%
% of FP17s Relating to Continuations	1	1,116	0.1%	1.3%	1.2%	1.2%
% of Patients satisfied with the dentistry they have received	0	0	N/A	91.9%	92.7%	92.8%
% of Patients satisfied with the time they had to wait for an appointment	0	0	N/A	86.5%	89.1%	88.7%

\* This is based on patients treated on this contract for their most recent course of treatment. Figures in italics indicate the base number of FP17s or Patient Questionnaire responses are less than 100. N/A is shown where the base number of responses is less than 10 during the period. % is calculated as Quantity/Base number\*100



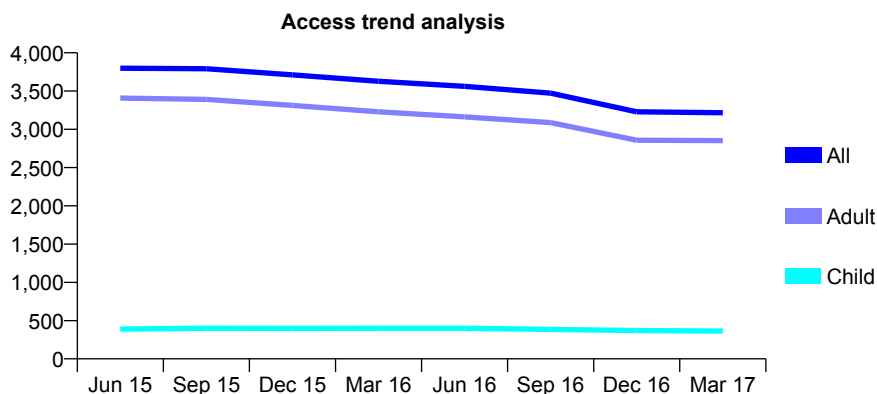
## Q56 - Vital Signs At a Glance Contract Report for 117455/0001 - Year end March 2017

Name or company name	UEA Dentists
Contract type name	GDS Contract
Purpose of contract	General
Contract start date	01/03/2012
Contract end date	

16/17 Contracted general activity (UDA)	8,680
Carry forward general activity (UDA)	0
16/17 Contracted orthodontic activity (UOA)	0
Carry forward orthodontic activity (UOA)	0
Baseline contract value	£255,042.39

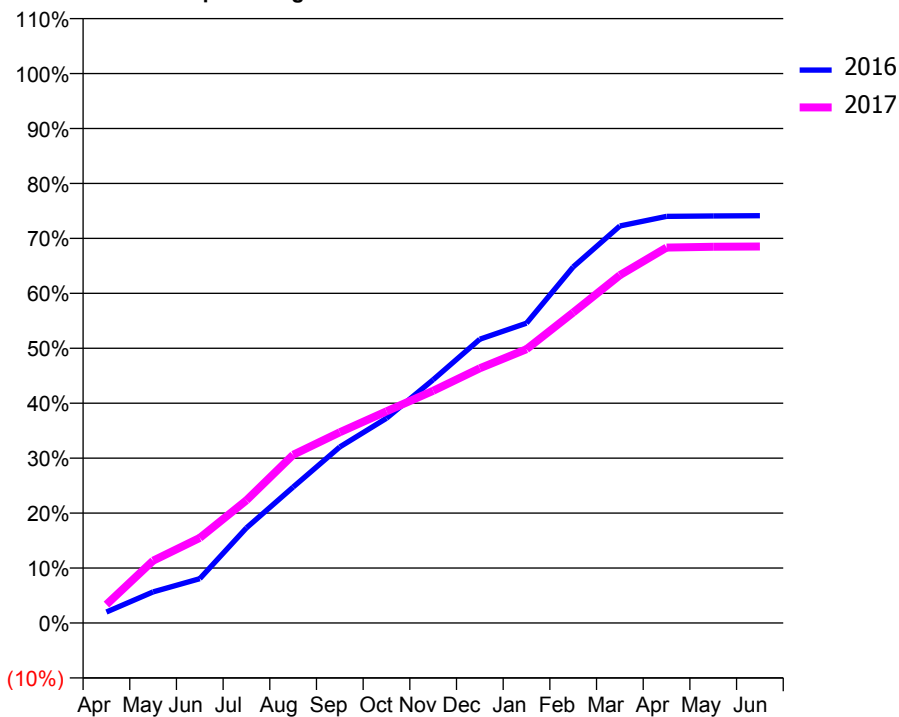
### ACCESS\*

Patients seen in 24 months	Total	Change since previous quarter
Quarter ending March 2016	3,628	
Quarter ending June 2016	3,562	↓
Quarter ending September 2016	3,472	↓
Quarter ending December 2016	3,228	↓
Quarter ending March 2017	3,216	→
<b>Variance since March 2016</b>	<b>(11.4%)</b>	<b>↓</b>



### ACTIVITY

Cumulative percentage of contracted UDA delivered 2016 & 2017



Month	Adjusted Scheduled Activity (UDA)	
	2016	2017
April	174	292
May	492	984
June	701	1,345
July	1,503	1,940
August	2,147	2,658
September	2,782	3,013
October	3,234	3,343
November	3,842	3,668
December	4,482	4,025
January	4,736	4,326
February	5,626	4,904
March	6,272	5,495
April	6,424	5,931
May	6,431	5,943
June	6,434	5,947

### QUALITY

	Quantity	Base Number	Contract	AT	Region	England
% of FP17s for the same patient ID Re-attending within 3 months - Children	22	490	4.5%	11.2%	12.0%	12.3%
% of FP17s for the same patient ID Re-attending within 3 months - Adults	343	2,843	12.1%	15.2%	16.0%	16.7%
% of FP17s for the same patient ID Re-attending between 3 & 9 months - Children	267	490	54.5%	58.8%	58.8%	57.6%
% of FP17s for the same patient ID Re-attending between 3 & 9 months - Adults	1,024	2,843	36.0%	49.2%	51.2%	50.1%
% of FP17s for Band 1 Urgent Courses	651	3,468	18.8%	9.5%	8.0%	9.1%
% of FP17s Relating to Free Repair or Replacements	5	3,468	0.1%	0.8%	0.8%	0.8%
% of FP17s Relating to Continuations	21	3,468	0.6%	1.3%	1.2%	1.2%
% of Patients satisfied with the dentistry they have received	3	4	N/A	91.9%	92.7%	92.8%
% of Patients satisfied with the time they had to wait for an appointment	2	4	N/A	86.5%	89.1%	88.7%

\* This is based on patients treated on this contract for their most recent course of treatment. Figures in italics indicate the base number of FP17s or Patient Questionnaire responses are less than 100. N/A is shown where the base number of responses is less than 10 during the period. % is calculated as Quantity/Base number\*100

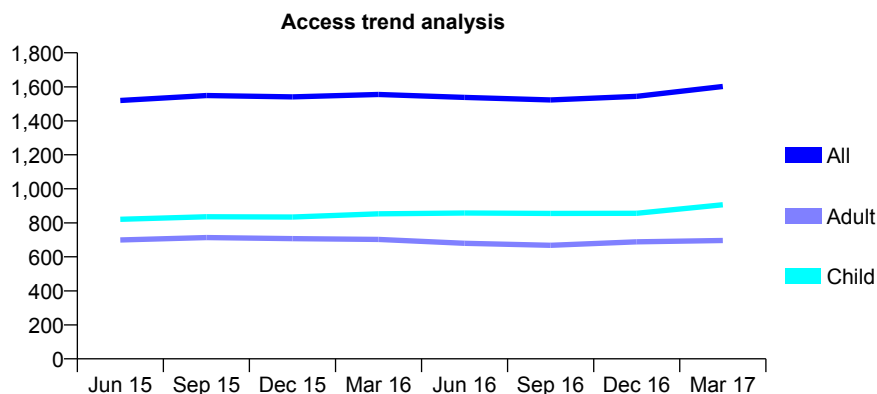
## Q56 - Vital Signs At a Glance Contract Report for 117501/0001 - Year end March 2017

Name or company name	The High Street Dental Practice
Contract type name	GDS Contract
Purpose of contract	General
Contract start date	01/10/2010
Contract end date	

16/17 Contracted general activity (UDA)	4,321
Carry forward general activity (UDA)	0
16/17 Contracted orthodontic activity (UOA)	0
Carry forward orthodontic activity (UOA)	0
Baseline contract value	£94,365.31

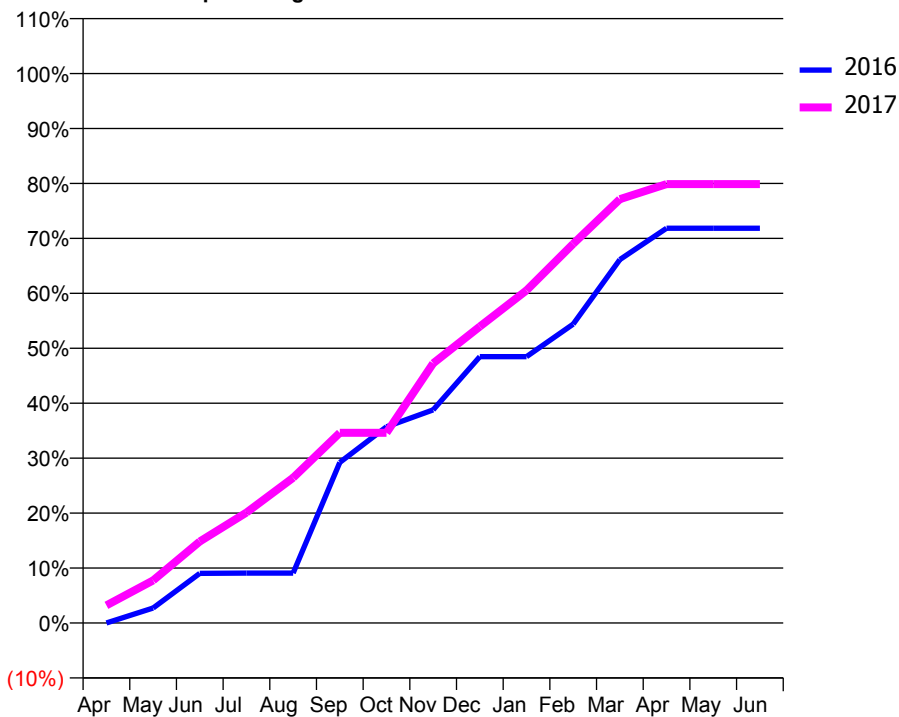
### ACCESS\*

Patients seen in 24 months	Total	Change since previous quarter
Quarter ending March 2016	1,555	
Quarter ending June 2016	1,538	↓
Quarter ending September 2016	1,523	→
Quarter ending December 2016	1,544	→
Quarter ending March 2017	1,602	↑
<b>Variance since March 2016</b>	<b>3.0%</b>	<b>↑</b>



### ACTIVITY

Cumulative percentage of contracted UDA delivered 2016 & 2017



Month	Adjusted Scheduled Activity (UDA)	
	2016	2017
April	0	139
May	118	335
June	390	641
July	393	869
August	393	1,143
September	1,263	1,496
October	1,543	1,496
November	1,676	2,042
December	2,094	2,332
January	2,094	2,615
February	2,350	2,981
March	2,857	3,333
April	3,104	3,452
May	3,104	3,452
June	3,104	3,452

### QUALITY

	Quantity	Base Number	Contract	AT	Region	England
% of FP17s for the same patient ID Re-attending within 3 months - Children	103	1,569	6.6%	11.2%	12.0%	12.3%
% of FP17s for the same patient ID Re-attending within 3 months - Adults	95	761	12.5%	15.2%	16.0%	16.7%
% of FP17s for the same patient ID Re-attending between 3 & 9 months - Children	1,015	1,569	64.7%	58.8%	58.8%	57.6%
% of FP17s for the same patient ID Re-attending between 3 & 9 months - Adults	348	761	45.7%	49.2%	51.2%	50.1%
% of FP17s for Band 1 Urgent Courses	89	2,238	4.0%	9.5%	8.0%	9.1%
% of FP17s Relating to Free Repair or Replacements	0	2,238	0.0%	0.8%	0.8%	0.8%
% of FP17s Relating to Continuations	50	2,238	2.2%	1.3%	1.2%	1.2%
% of Patients satisfied with the dentistry they have received	1	1	N/A	91.9%	92.7%	92.8%
% of Patients satisfied with the time they had to wait for an appointment	1	1	N/A	86.5%	89.1%	88.7%

\* This is based on patients treated on this contract for their most recent course of treatment. Figures in italics indicate the base number of FP17s or Patient Questionnaire responses are less than 100. N/A is shown where the base number of responses is less than 10 during the period. % is calculated as Quantity/Base number\*100

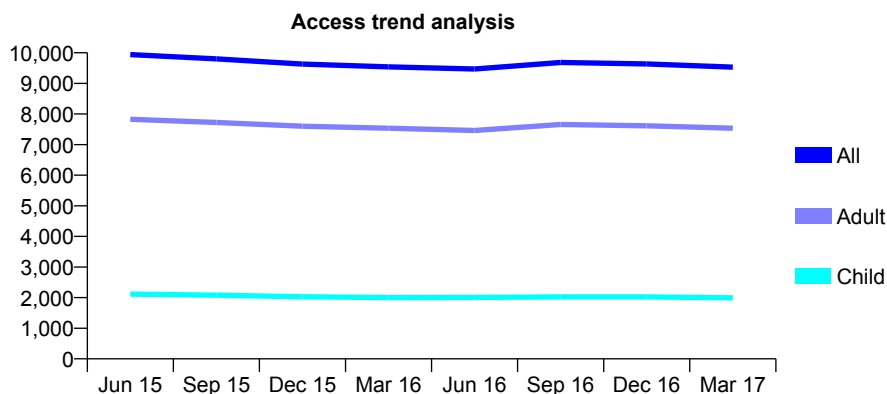
## Q56 - Vital Signs At a Glance Contract Report for 117994/0001 - Year end March 2017

Name or company name	Wensleydale Dental Practice
Contract type name	GDS Contract
Purpose of contract	General
Contract start date	01/07/2011
Contract end date	

16/17 Contracted general activity (UDA)	32,267
Carry forward general activity (UDA)	0
16/17 Contracted orthodontic activity (UOA)	0
Carry forward orthodontic activity (UOA)	0
Baseline contract value	£811,449.57

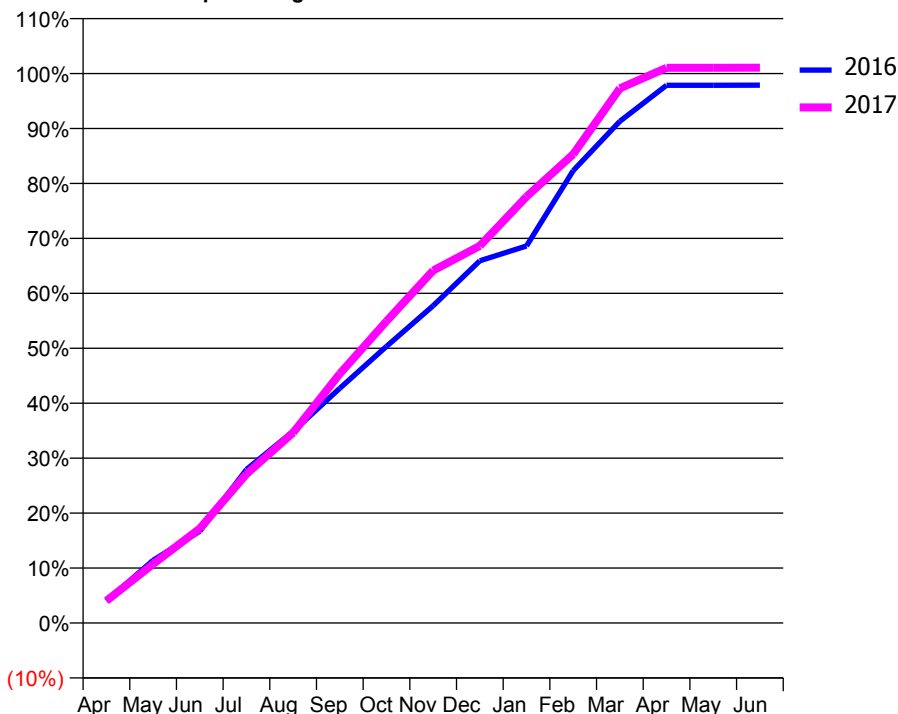
### ACCESS\*

Patients seen in 24 months	Total	Change since previous quarter
Quarter ending March 2016	9,539	
Quarter ending June 2016	9,472	→
Quarter ending September 2016	9,685	↑
Quarter ending December 2016	9,638	→
Quarter ending March 2017	9,530	↓
<b>Variance since March 2016</b>	<b>(0.1%)</b>	→



### ACTIVITY

Cumulative percentage of contracted UDA delivered 2016 & 2017



Month	Adjusted Scheduled Activity (UDA)	
	2016	2017
April	1,428	1,300
May	4,093	3,463
June	5,989	5,550
July	10,014	8,749
August	12,509	11,177
September	15,319	14,639
October	18,052	17,726
November	20,701	20,702
December	23,635	22,148
January	24,597	25,040
February	29,516	27,524
March	32,732	31,396
April	35,084	32,600
May	35,082	32,604
June	35,090	32,607

### QUALITY

	Quantity	Base Number	Contract	AT	Region	England
% of FP17s for the same patient ID Re-attending within 3 months - Children	277	3,354	8.3%	11.2%	12.0%	12.3%
% of FP17s for the same patient ID Re-attending within 3 months - Adults	1,847	12,439	14.8%	15.2%	16.0%	16.7%
% of FP17s for the same patient ID Re-attending between 3 & 9 months - Children	2,146	3,354	64.0%	58.8%	58.8%	57.6%
% of FP17s for the same patient ID Re-attending between 3 & 9 months - Adults	7,913	12,439	63.6%	49.2%	51.2%	50.1%
% of FP17s for Band 1 Urgent Courses	875	15,285	5.7%	9.5%	8.0%	9.1%
% of FP17s Relating to Free Repair or Replacements	196	15,285	1.3%	0.8%	0.8%	0.8%
% of FP17s Relating to Continuations	140	15,285	0.9%	1.3%	1.2%	1.2%
% of Patients satisfied with the dentistry they have received	18	18	100.0%	91.9%	92.7%	92.8%
% of Patients satisfied with the time they had to wait for an appointment	16	18	88.9%	86.5%	89.1%	88.7%

\* This is based on patients treated on this contract for their most recent course of treatment. Figures in italics indicate the base number of FP17s or Patient Questionnaire responses are less than 100. N/A is shown where the base number of responses is less than 10 during the period. % is calculated as Quantity/Base number\*100

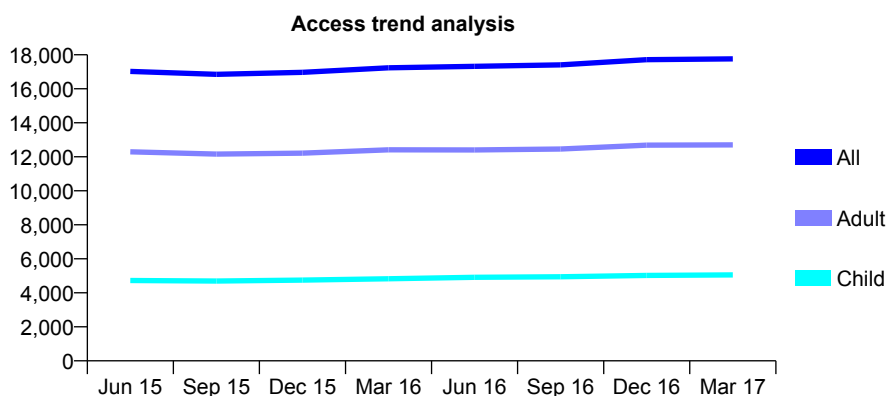
## Q56 - Vital Signs At a Glance Contract Report for 118036/0001 - Year end March 2017

Name or company name	DU TOIT & BURGER PARTNERSHIP (IPS)
Contract type name	GDS Contract
Purpose of contract	General and Orthodontic
Contract start date	01/04/2007
Contract end date	

16/17 Contracted general activity (UDA)	42,501
Carry forward general activity (UDA)	1,169
16/17 Contracted orthodontic activity (UOA)	7,184
Carry forward orthodontic activity (UOA)	-120
Baseline contract value	£1,439,198.69

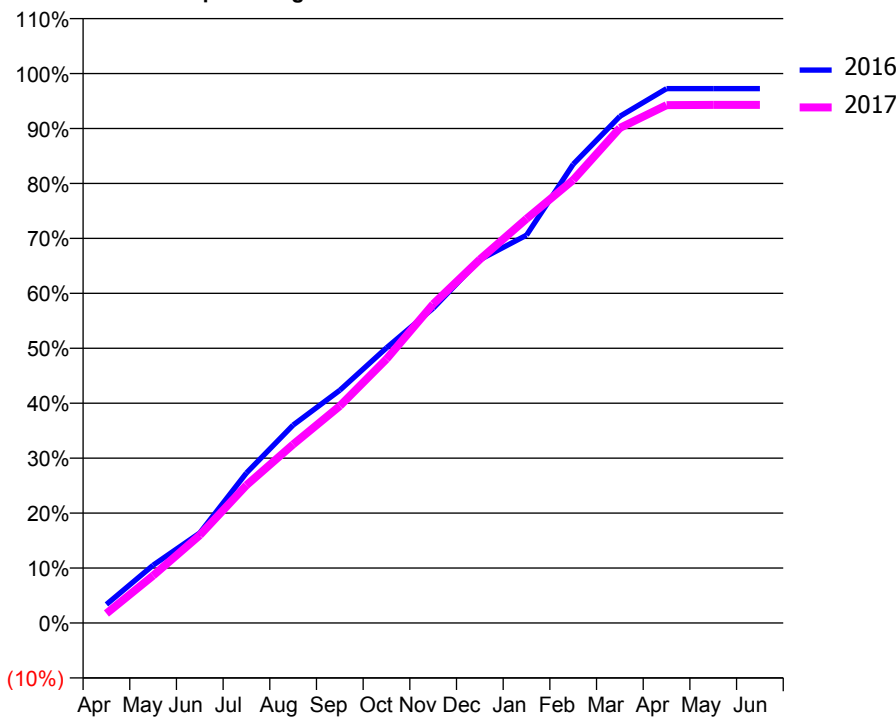
### ACCESS\*

Patients seen in 24 months	Total	Change since previous quarter
Quarter ending March 2016	17,238	
Quarter ending June 2016	17,323	→
Quarter ending September 2016	17,405	→
Quarter ending December 2016	17,710	→
Quarter ending March 2017	17,762	→
<b>Variance since March 2016</b>	<b>3.0%</b>	<b>↑</b>



### ACTIVITY

Cumulative percentage of contracted UDA delivered 2016 & 2017



Adjusted Scheduled Activity (UDA)

Month	2016	2017
April	1,439	738
May	4,468	3,665
June	6,970	6,787
July	11,607	10,663
August	15,309	13,812
September	17,998	16,785
October	21,282	20,413
November	24,342	24,668
December	28,105	28,122
January	30,002	31,265
February	35,480	34,265
March	39,187	38,289
April	41,330	40,049
May	41,331	40,069
June	41,332	40,070

### QUALITY

	Quantity	Base Number	Contract	AT	Region	England
% of FP17s for the same patient ID Re-attending within 3 months - Children	743	9,110	8.2%	11.2%	12.0%	12.3%
% of FP17s for the same patient ID Re-attending within 3 months - Adults	1,066	14,216	7.5%	15.2%	16.0%	16.7%
% of FP17s for the same patient ID Re-attending between 3 & 9 months - Children	5,619	9,110	61.7%	58.8%	58.8%	57.6%
% of FP17s for the same patient ID Re-attending between 3 & 9 months - Adults	5,268	14,216	37.1%	49.2%	51.2%	50.1%
% of FP17s for Band 1 Urgent Courses	1,237	22,263	5.6%	9.5%	8.0%	9.1%
% of FP17s Relating to Free Repair or Replacements	76	22,263	0.3%	0.8%	0.8%	0.8%
% of FP17s Relating to Continuations	156	22,263	0.7%	1.3%	1.2%	1.2%
% of Patients satisfied with the dentistry they have received	14	17	82.4%	91.9%	92.7%	92.8%
% of Patients satisfied with the time they had to wait for an appointment	10	17	58.8%	86.5%	89.1%	88.7%

\* This is based on patients treated on this contract for their most recent course of treatment. Figures in italics indicate the base number of FP17s or Patient Questionnaire responses are less than 100. N/A is shown where the base number of responses is less than 10 during the period. % is calculated as Quantity/Base number\*100

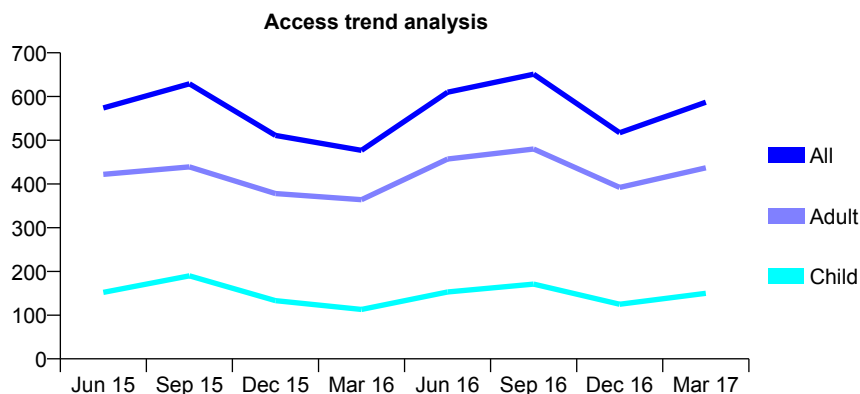
## Q56 - Vital Signs At a Glance Contract Report for 119113/0001 - Year end March 2017

Name or company name	Sprinz-Victorova
Contract type name	GDS Contract
Purpose of contract	General
Contract start date	12/10/2009
Contract end date	

16/17 Contracted general activity (UDA)	1,189
Carry forward general activity (UDA)	3
16/17 Contracted orthodontic activity (UOA)	0
Carry forward orthodontic activity (UOA)	0
Baseline contract value	£29,473.73

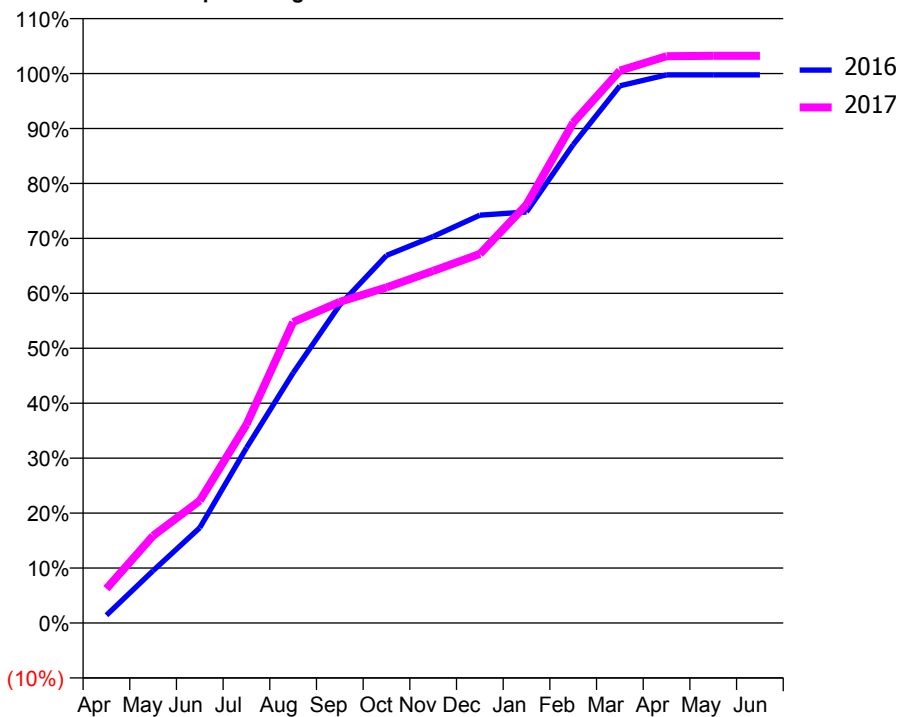
### ACCESS\*

Patients seen in 24 months	Total	Change since previous quarter
Quarter ending March 2016	477	
Quarter ending June 2016	610	↑
Quarter ending September 2016	651	↑
Quarter ending December 2016	517	↓
Quarter ending March 2017	587	↑
<b>Variance since March 2016</b>	<b>23.1%</b>	<b>↑</b>



### ACTIVITY

Cumulative percentage of contracted UDA delivered 2016 & 2017



Adjusted Scheduled Activity (UDA)

Month	2016	2017
April	17	74
May	113	189
June	206	265
July	379	429
August	541	651
September	688	695
October	795	726
November	836	762
December	882	799
January	889	905
February	1,035	1,083
March	1,162	1,195
April	1,186	1,226
May	1,186	1,227
June	1,186	1,227

### QUALITY

	Quantity	Base Number	Contract	AT	Region	England
% of FP17s for the same patient ID Re-attending within 3 months - Children	7	262	2.7%	11.2%	12.0%	12.3%
% of FP17s for the same patient ID Re-attending within 3 months - Adults	32	670	4.8%	15.2%	16.0%	16.7%
% of FP17s for the same patient ID Re-attending between 3 & 9 months - Children	90	262	34.4%	58.8%	58.8%	57.6%
% of FP17s for the same patient ID Re-attending between 3 & 9 months - Adults	229	670	34.2%	49.2%	51.2%	50.1%
% of FP17s for Band 1 Urgent Courses	77	937	8.2%	9.5%	8.0%	9.1%
% of FP17s Relating to Free Repair or Replacements	0	937	0.0%	0.8%	0.8%	0.8%
% of FP17s Relating to Continuations	8	937	0.9%	1.3%	1.2%	1.2%
% of Patients satisfied with the dentistry they have received	0	1	N/A	91.9%	92.7%	92.8%
% of Patients satisfied with the time they had to wait for an appointment	0	1	N/A	86.5%	89.1%	88.7%

\* This is based on patients treated on this contract for their most recent course of treatment. Figures in italics indicate the base number of FP17s or Patient Questionnaire responses are less than 100. N/A is shown where the base number of responses is less than 10 during the period. % is calculated as Quantity/Base number\*100

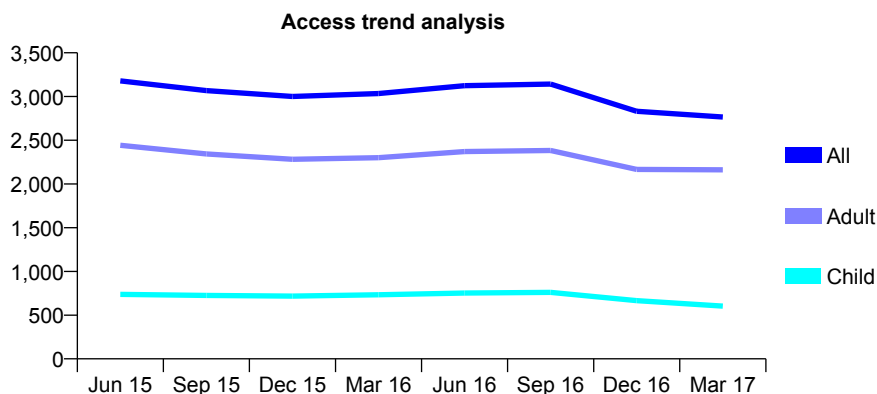
## Q56 - Vital Signs At a Glance Contract Report for 119210/0001 - Year end March 2017

Name or company name	Dr K A Fagher & Dr A Surti
Contract type name	GDS Contract
Purpose of contract	General
Contract start date	01/07/2011
Contract end date	

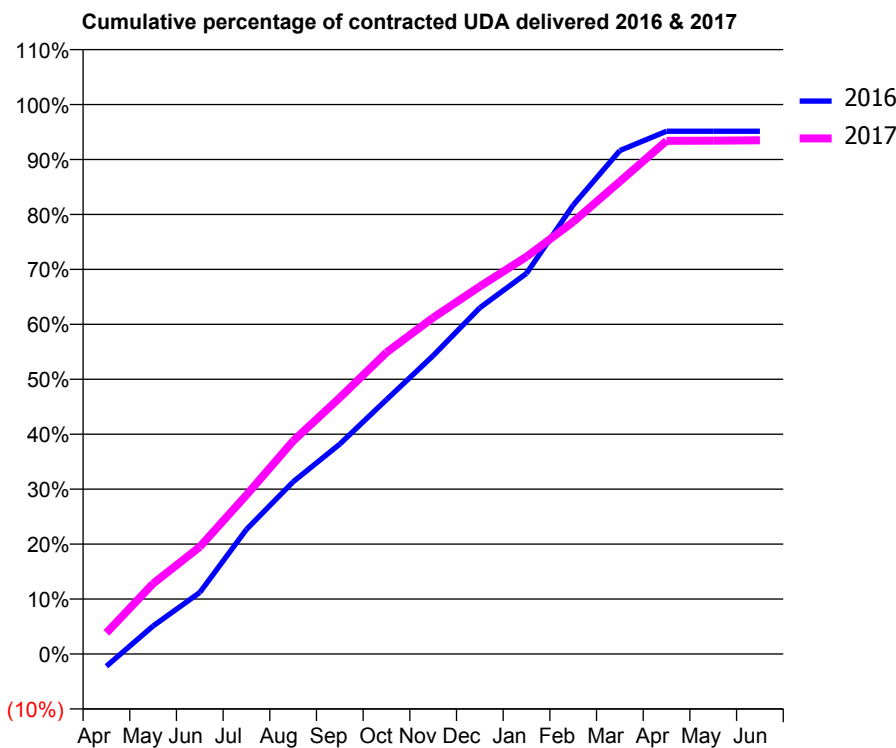
16/17 Contracted general activity (UDA)	8,918
Carry forward general activity (UDA)	0
16/17 Contracted orthodontic activity (UOA)	0
Carry forward orthodontic activity (UOA)	0
Baseline contract value	£206,052.85

### ACCESS\*

Patients seen in 24 months	Total	Change since previous quarter
Quarter ending March 2016	3,034	
Quarter ending June 2016	3,124	↑
Quarter ending September 2016	3,143	→
Quarter ending December 2016	2,832	↓
Quarter ending March 2017	2,765	↓
<b>Variance since March 2016</b>	<b>(8.9%)</b>	<b>↓</b>



### ACTIVITY



Month	Adjusted Scheduled Activity (UDA)	
	2016	2017
April	-200	343
May	455	1,144
June	999	1,739
July	2,023	2,581
August	2,796	3,457
September	3,407	4,161
October	4,127	4,893
November	4,843	5,459
December	5,618	5,966
January	6,177	6,449
February	7,285	7,012
March	8,172	7,669
April	8,485	8,330
May	8,484	8,331
June	8,485	8,337

### QUALITY

	Quantity	Base Number	Contract	AT	Region	England
% of FP17s for the same patient ID Re-attending within 3 months - Children	56	982	5.7%	11.2%	12.0%	12.3%
% of FP17s for the same patient ID Re-attending within 3 months - Adults	616	3,492	17.6%	15.2%	16.0%	16.7%
% of FP17s for the same patient ID Re-attending between 3 & 9 months - Children	642	982	65.4%	58.8%	58.8%	57.6%
% of FP17s for the same patient ID Re-attending between 3 & 9 months - Adults	1,725	3,492	49.4%	49.2%	51.2%	50.1%
% of FP17s for Band 1 Urgent Courses	489	4,615	10.6%	9.5%	8.0%	9.1%
% of FP17s Relating to Free Repair or Replacements	95	4,615	2.1%	0.8%	0.8%	0.8%
% of FP17s Relating to Continuations	38	4,615	0.8%	1.3%	1.2%	1.2%
% of Patients satisfied with the dentistry they have received	6	7	N/A	91.9%	92.7%	92.8%
% of Patients satisfied with the time they had to wait for an appointment	6	7	N/A	86.5%	89.1%	88.7%

\* This is based on patients treated on this contract for their most recent course of treatment. Figures in italics indicate the base number of FP17s or Patient Questionnaire responses are less than 100. N/A is shown where the base number of responses is less than 10 during the period. % is calculated as Quantity/Base number\*100

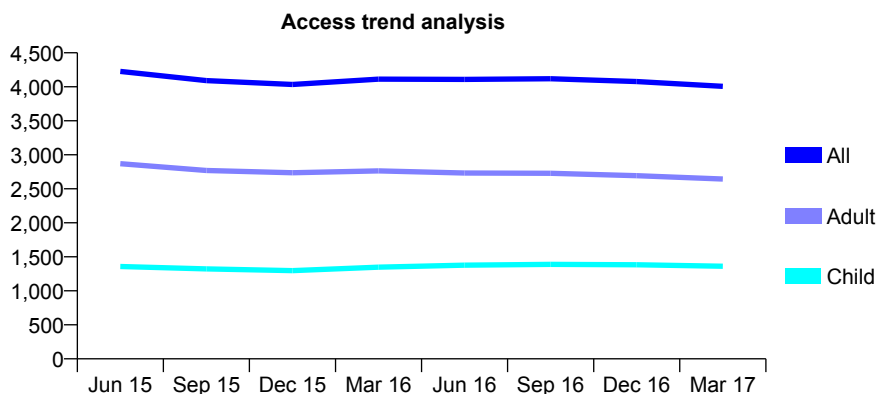
## Q56 - Vital Signs At a Glance Contract Report for 119636/0001 - Year end March 2017

Name or company name	Apple Tree Dental Practice
Contract type name	GDS Contract
Purpose of contract	General
Contract start date	25/04/2013
Contract end date	

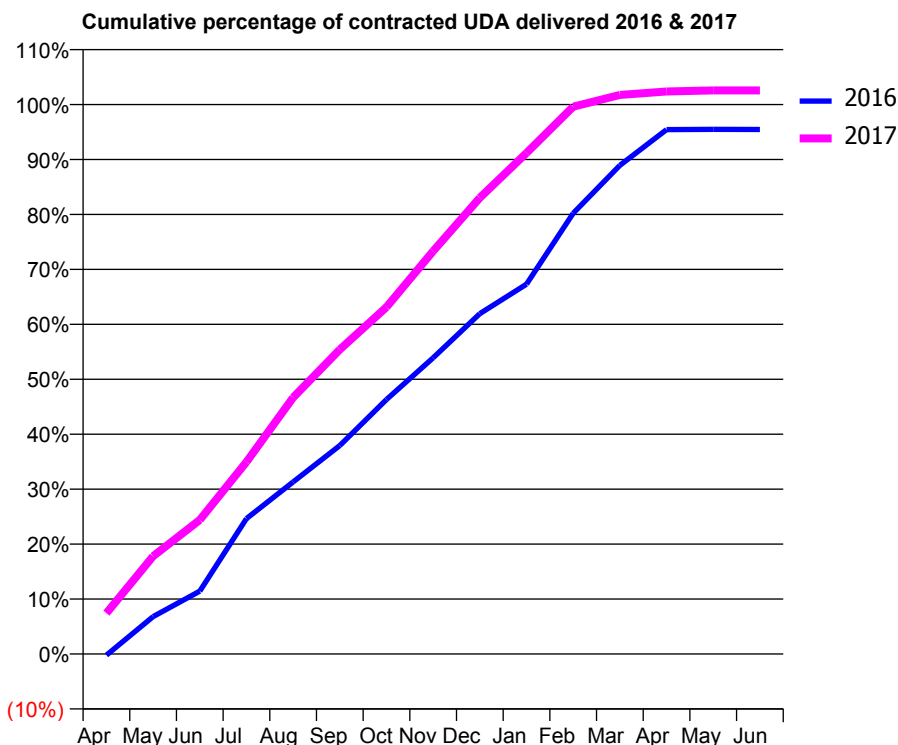
16/17 Contracted general activity (UDA)	9,642
Carry forward general activity (UDA)	0
16/17 Contracted orthodontic activity (UOA)	0
Carry forward orthodontic activity (UOA)	0
Baseline contract value	£322,422.79

### ACCESS\*

Patients seen in 24 months	Total	Change since previous quarter
Quarter ending March 2016	4,112	
Quarter ending June 2016	4,109	→
Quarter ending September 2016	4,118	→
Quarter ending December 2016	4,077	→
Quarter ending March 2017	4,006	↓
<b>Variance since March 2016</b>	<b>(2.6%)</b>	<b>↓</b>



### ACTIVITY



Month	Adjusted Scheduled Activity (UDA)	
	2016	2017
April	-22	718
May	657	1,716
June	1,103	2,352
July	2,377	3,371
August	3,020	4,500
September	3,659	5,342
October	4,466	6,087
November	5,198	7,070
December	5,972	8,006
January	6,489	8,792
February	7,735	9,605
March	8,575	9,809
April	9,202	9,871
May	9,205	9,889
June	9,204	9,890

### QUALITY

	Quantity	Base Number	Contract	AT	Region	England
% of FP17s for the same patient ID Re-attending within 3 months - Children	235	2,447	9.6%	11.2%	12.0%	12.3%
% of FP17s for the same patient ID Re-attending within 3 months - Adults	701	4,090	17.1%	15.2%	16.0%	16.7%
% of FP17s for the same patient ID Re-attending between 3 & 9 months - Children	1,577	2,447	64.4%	58.8%	58.8%	57.6%
% of FP17s for the same patient ID Re-attending between 3 & 9 months - Adults	2,425	4,090	59.3%	49.2%	51.2%	50.1%
% of FP17s for Band 1 Urgent Courses	481	6,268	7.7%	9.5%	8.0%	9.1%
% of FP17s Relating to Free Repair or Replacements	36	6,268	0.6%	0.8%	0.8%	0.8%
% of FP17s Relating to Continuations	17	6,268	0.3%	1.3%	1.2%	1.2%
% of Patients satisfied with the dentistry they have received	6	6	N/A	91.9%	92.7%	92.8%
% of Patients satisfied with the time they had to wait for an appointment	5	6	N/A	86.5%	89.1%	88.7%

\* This is based on patients treated on this contract for their most recent course of treatment. Figures in italics indicate the base number of FP17s or Patient Questionnaire responses are less than 100. N/A is shown where the base number of responses is less than 10 during the period. % is calculated as Quantity/Base number\*100



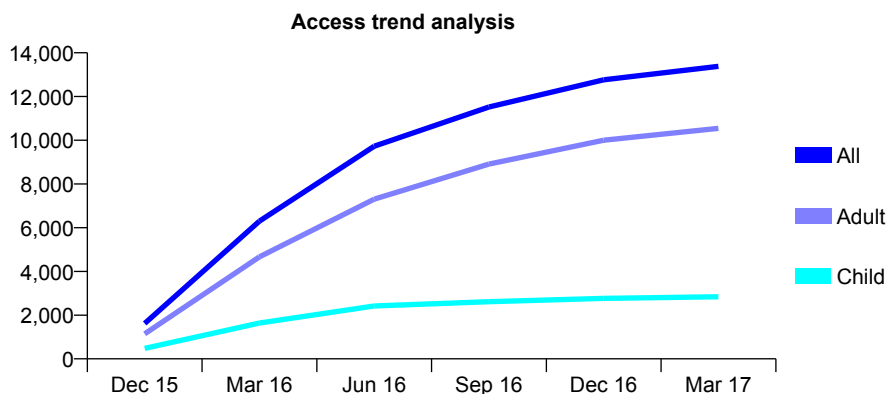
## Q56 - Vital Signs At a Glance Contract Report for 120081/0001 - Year end March 2017

Name or company name	Staffa Lodge Dental Group Ltd
Contract type name	GDS Contract
Purpose of contract	General
Contract start date	01/11/2015
Contract end date	

16/17 Contracted general activity (UDA)	40,819
Carry forward general activity (UDA)	0
16/17 Contracted orthodontic activity (UOA)	0
Carry forward orthodontic activity (UOA)	0
Baseline contract value	£867,750.06

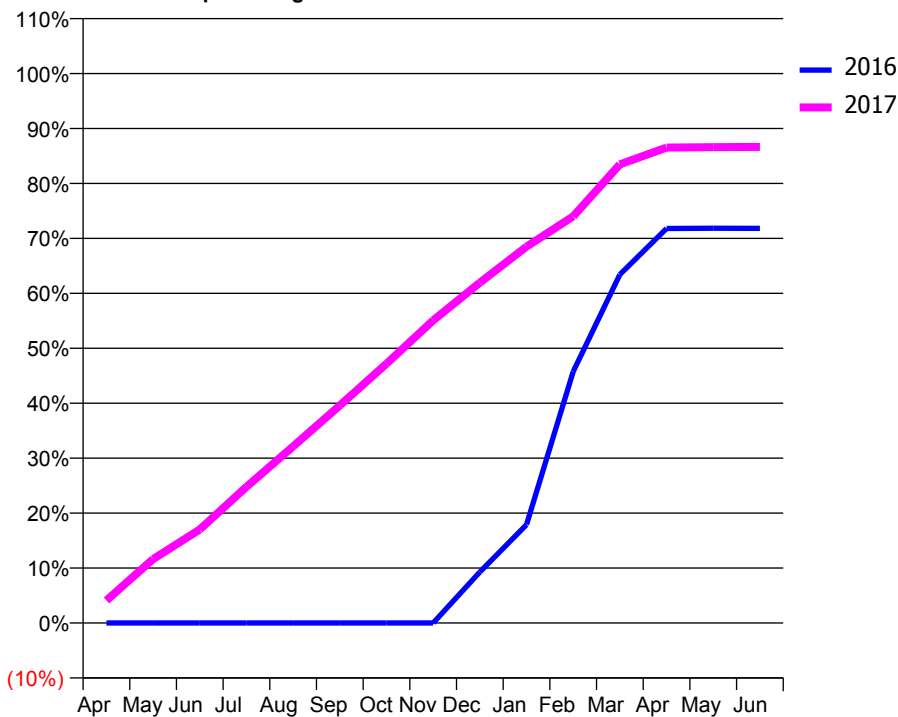
### ACCESS\*

Patients seen in 24 months	Total	Change since previous quarter
Quarter ending March 2016	6,299	
Quarter ending June 2016	9,726	↑
Quarter ending September 2016	11,522	↑
Quarter ending December 2016	12,767	↑
Quarter ending March 2017	13,380	↑
<b>Variance since March 2016</b>	<b>112.4%</b>	<b>↑</b>



### ACTIVITY

**Cumulative percentage of contracted UDA delivered 2016 & 2017**



**Adjusted Scheduled Activity (UDA)**

Month	2016	2017
April	0	1,674
May	0	4,745
June	0	6,945
July	0	10,121
August	0	13,118
September	0	16,159
October	0	19,259
November	0	22,483
December	1,580	25,279
January	3,044	27,961
February	7,781	30,211
March	10,788	34,069
April	12,209	35,322
May	12,218	35,349
June	12,213	35,365

### QUALITY

	Quantity	Base Number	Contract	AT	Region	England
% of FP17s for the same patient ID Re-attending within 3 months - Children	556	5,315	10.5%	11.2%	12.0%	12.3%
% of FP17s for the same patient ID Re-attending within 3 months - Adults	2,433	16,191	15.0%	15.2%	16.0%	16.7%
% of FP17s for the same patient ID Re-attending between 3 & 9 months - Children	2,835	5,315	53.3%	58.8%	58.8%	57.6%
% of FP17s for the same patient ID Re-attending between 3 & 9 months - Adults	5,858	16,191	36.2%	49.2%	51.2%	50.1%
% of FP17s for Band 1 Urgent Courses	2,022	21,374	9.5%	9.5%	8.0%	9.1%
% of FP17s Relating to Free Repair or Replacements	238	21,374	1.1%	0.8%	0.8%	0.8%
% of FP17s Relating to Continuations	311	21,374	1.5%	1.3%	1.2%	1.2%
% of Patients satisfied with the dentistry they have received	62	67	92.5%	91.9%	92.7%	92.8%
% of Patients satisfied with the time they had to wait for an appointment	61	67	91.0%	86.5%	89.1%	88.7%

\* This is based on patients treated on this contract for their most recent course of treatment. Figures in italics indicate the base number of FP17s or Patient Questionnaire responses are less than 100. N/A is shown where the base number of responses is less than 10 during the period. % is calculated as Quantity/Base number\*100

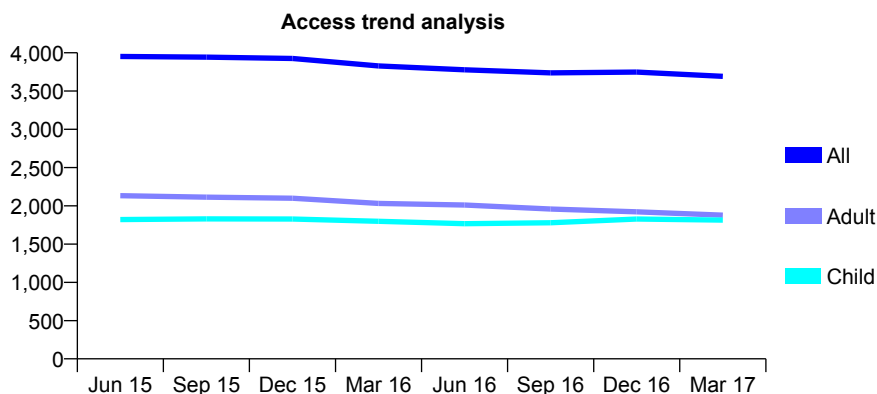
## Q56 - Vital Signs At a Glance Contract Report for 120413/0001 - Year end March 2017

Name or company name	Caring Dentistry Ltd
Contract type name	GDS Contract
Purpose of contract	General
Contract start date	01/04/2010
Contract end date	

16/17 Contracted general activity (UDA)	13,335
Carry forward general activity (UDA)	56
16/17 Contracted orthodontic activity (UOA)	0
Carry forward orthodontic activity (UOA)	0
Baseline contract value	£367,660.09

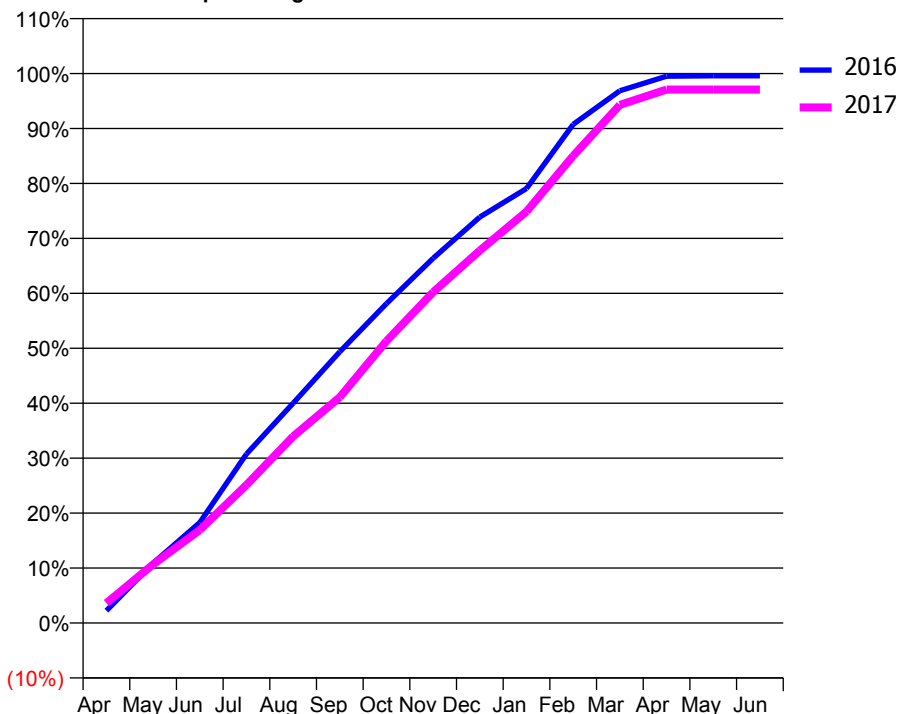
### ACCESS\*

Patients seen in 24 months	Total	Change since previous quarter
Quarter ending March 2016	3,829	
Quarter ending June 2016	3,777	↓
Quarter ending September 2016	3,738	↓
Quarter ending December 2016	3,748	→
Quarter ending March 2017	3,692	↓
<b>Variance since March 2016</b>	<b>(3.6%)</b>	<b>↓</b>



### ACTIVITY

Cumulative percentage of contracted UDA delivered 2016 & 2017



Month	Adjusted Scheduled Activity (UDA)	
	2016	2017
April	298	483
May	1,455	1,423
June	2,438	2,257
July	4,103	3,349
August	5,335	4,529
September	6,585	5,481
October	7,752	6,842
November	8,852	8,029
December	9,853	9,040
January	10,544	9,985
February	12,102	11,336
March	12,918	12,572
April	13,268	12,946
May	13,279	12,946
June	13,279	12,945

### QUALITY

	Quantity	Base Number	Contract	AT	Region	England
% of FP17s for the same patient ID Re-attending within 3 months - Children	229	3,223	7.1%	11.2%	12.0%	12.3%
% of FP17s for the same patient ID Re-attending within 3 months - Adults	465	2,697	17.2%	15.2%	16.0%	16.7%
% of FP17s for the same patient ID Re-attending between 3 & 9 months - Children	2,159	3,223	67.0%	58.8%	58.8%	57.6%
% of FP17s for the same patient ID Re-attending between 3 & 9 months - Adults	1,571	2,697	58.2%	49.2%	51.2%	50.1%
% of FP17s for Band 1 Urgent Courses	391	5,931	6.6%	9.5%	8.0%	9.1%
% of FP17s Relating to Free Repair or Replacements	21	5,931	0.4%	0.8%	0.8%	0.8%
% of FP17s Relating to Continuations	20	5,931	0.3%	1.3%	1.2%	1.2%
% of Patients satisfied with the dentistry they have received	4	4	N/A	91.9%	92.7%	92.8%
% of Patients satisfied with the time they had to wait for an appointment	4	4	N/A	86.5%	89.1%	88.7%

\* This is based on patients treated on this contract for their most recent course of treatment. Figures in italics indicate the base number of FP17s or Patient Questionnaire responses are less than 100. N/A is shown where the base number of responses is less than 10 during the period. % is calculated as Quantity/Base number\*100

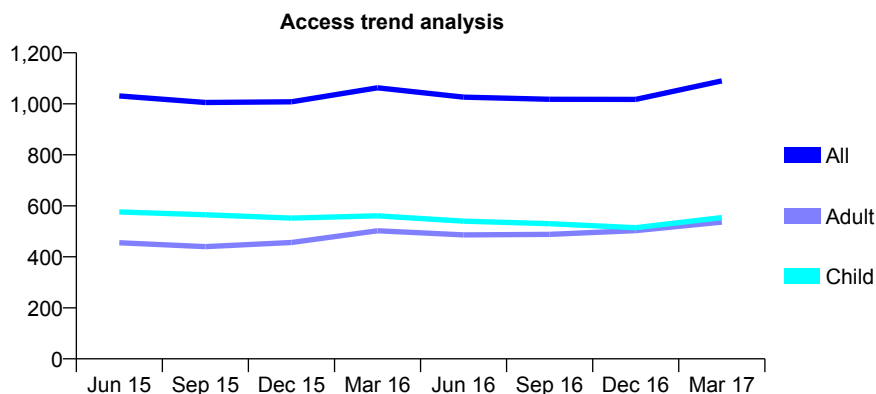
## Q56 - Vital Signs At a Glance Contract Report for 120537/0001 - Year end March 2017

Name or company name	Market Square Dental Practice
Contract type name	GDS Contract
Purpose of contract	General
Contract start date	04/08/2011
Contract end date	

16/17 Contracted general activity (UDA)	2,639
Carry forward general activity (UDA)	37
16/17 Contracted orthodontic activity (UOA)	0
Carry forward orthodontic activity (UOA)	0
Baseline contract value	£58,864.32

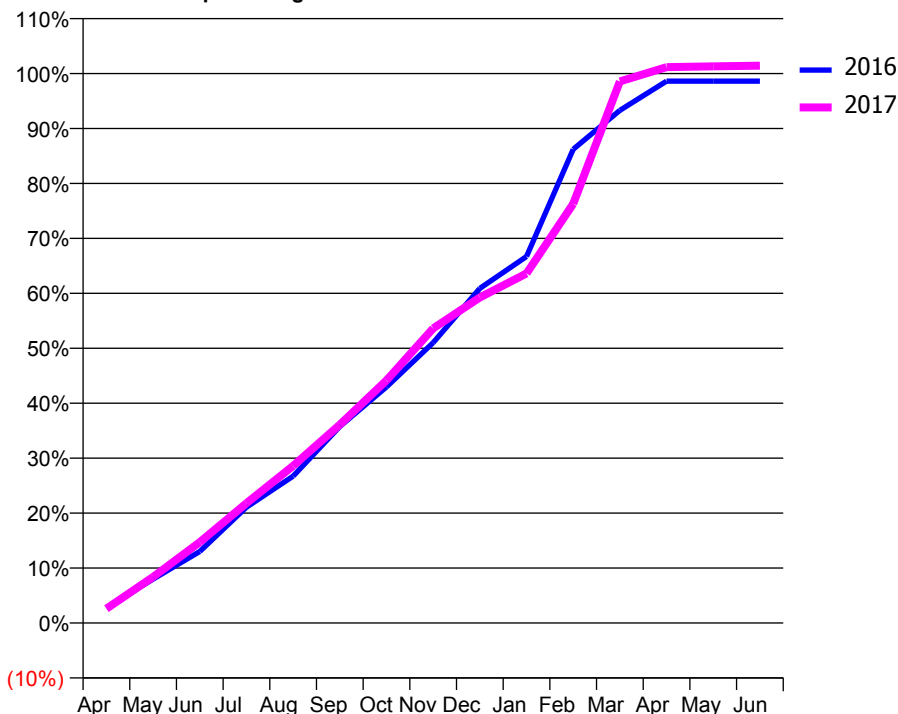
### ACCESS\*

Patients seen in 24 months	Total	Change since previous quarter
Quarter ending March 2016	1,063	
Quarter ending June 2016	1,026	↓
Quarter ending September 2016	1,018	→
Quarter ending December 2016	1,017	→
Quarter ending March 2017	1,090	↑
<b>Variance since March 2016</b>	<b>2.5%</b>	<b>↑</b>



### ACTIVITY

Cumulative percentage of contracted UDA delivered 2016 & 2017



Adjusted Scheduled Activity (UDA)

Month	2016	2017
April	74	69
May	211	221
June	343	388
July	556	575
August	706	755
September	943	952
October	1,134	1,165
November	1,346	1,415
December	1,607	1,564
January	1,760	1,679
February	2,275	2,013
March	2,462	2,601
April	2,602	2,669
May	2,602	2,673
June	2,602	2,676

### QUALITY

	Quantity	Base Number	Contract	AT	Region	England
% of FP17s for the same patient ID Re-attending within 3 months - Children	58	928	6.3%	11.2%	12.0%	12.3%
% of FP17s for the same patient ID Re-attending within 3 months - Adults	105	740	14.2%	15.2%	16.0%	16.7%
% of FP17s for the same patient ID Re-attending between 3 & 9 months - Children	645	928	69.5%	58.8%	58.8%	57.6%
% of FP17s for the same patient ID Re-attending between 3 & 9 months - Adults	428	740	57.8%	49.2%	51.2%	50.1%
% of FP17s for Band 1 Urgent Courses	97	1,644	5.9%	9.5%	8.0%	9.1%
% of FP17s Relating to Free Repair or Replacements	2	1,644	0.1%	0.8%	0.8%	0.8%
% of FP17s Relating to Continuations	5	1,644	0.3%	1.3%	1.2%	1.2%
% of Patients satisfied with the dentistry they have received	2	2	N/A	91.9%	92.7%	92.8%
% of Patients satisfied with the time they had to wait for an appointment	2	2	N/A	86.5%	89.1%	88.7%

\* This is based on patients treated on this contract for their most recent course of treatment. Figures in italics indicate the base number of FP17s or Patient Questionnaire responses are less than 100. N/A is shown where the base number of responses is less than 10 during the period. % is calculated as Quantity/Base number\*100

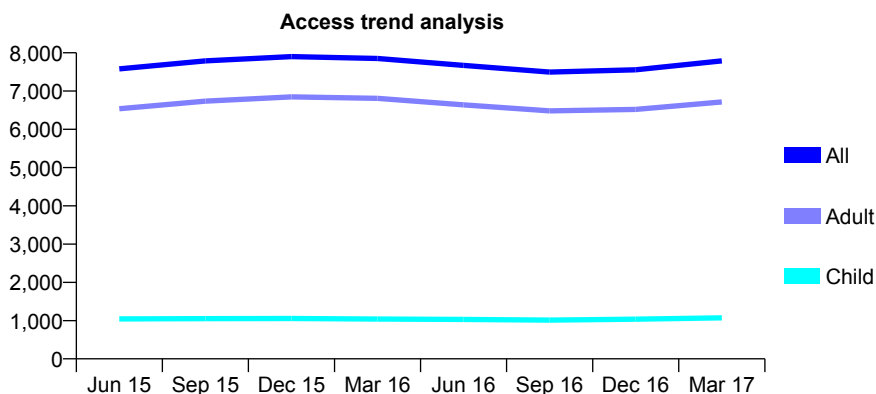
## Q56 - Vital Signs At a Glance Contract Report for 120723/0001 - Year end March 2017

Name or company name	Parish Vaid and Snehal Radia and Sanjay S
Contract type name	GDS Contract
Purpose of contract	General
Contract start date	15/11/2013
Contract end date	

16/17 Contracted general activity (UDA)	32,567
Carry forward general activity (UDA)	0
16/17 Contracted orthodontic activity (UOA)	0
Carry forward orthodontic activity (UOA)	0
Baseline contract value	£830,800.98

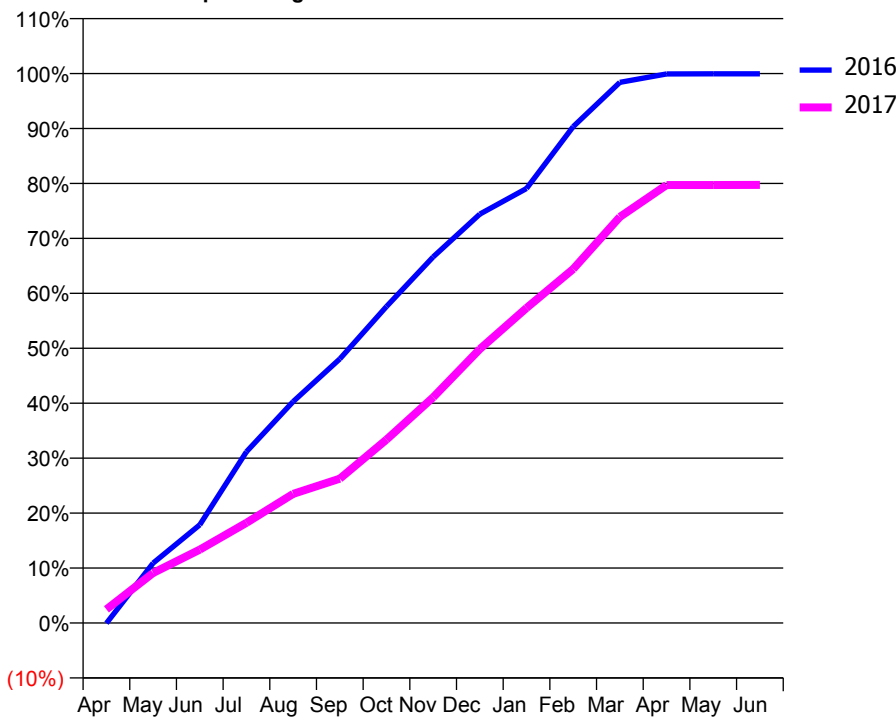
### ACCESS\*

Patients seen in 24 months	Total	Change since previous quarter
Quarter ending March 2016	7,852	
Quarter ending June 2016	7,670	↓
Quarter ending September 2016	7,495	↓
Quarter ending December 2016	7,556	→
Quarter ending March 2017	7,789	↑
<b>Variance since March 2016</b>	<b>(0.8%)</b>	→



### ACTIVITY

Cumulative percentage of contracted UDA delivered 2016 & 2017



Month	Adjusted Scheduled Activity (UDA)	
	2016	2017
April	-18	808
May	3,335	2,968
June	5,464	4,351
July	9,528	5,937
August	12,314	7,655
September	14,690	8,552
October	17,608	10,870
November	20,364	13,375
December	22,746	16,234
January	24,168	18,673
February	27,611	20,979
March	30,073	24,070
April	30,542	25,956
May	30,550	25,960
June	30,550	25,962

### QUALITY

	Quantity	Base Number	Contract	AT	Region	England
% of FP17s for the same patient ID Re-attending within 3 months - Children	114	1,575	7.2%	11.2%	12.0%	12.3%
% of FP17s for the same patient ID Re-attending within 3 months - Adults	1,633	10,153	16.1%	15.2%	16.0%	16.7%
% of FP17s for the same patient ID Re-attending between 3 & 9 months - Children	818	1,575	51.9%	58.8%	58.8%	57.6%
% of FP17s for the same patient ID Re-attending between 3 & 9 months - Adults	5,531	10,153	54.5%	49.2%	51.2%	50.1%
% of FP17s for Band 1 Urgent Courses	1,239	12,128	10.2%	9.5%	8.0%	9.1%
% of FP17s Relating to Free Repair or Replacements	105	12,128	0.9%	0.8%	0.8%	0.8%
% of FP17s Relating to Continuations	185	12,128	1.5%	1.3%	1.2%	1.2%
% of Patients satisfied with the dentistry they have received	20	24	83.3%	91.9%	92.7%	92.8%
% of Patients satisfied with the time they had to wait for an appointment	18	24	75.0%	86.5%	89.1%	88.7%

\* This is based on patients treated on this contract for their most recent course of treatment. Figures in italics indicate the base number of FP17s or Patient Questionnaire responses are less than 100. N/A is shown where the base number of responses is less than 10 during the period. % is calculated as Quantity/Base number\*100

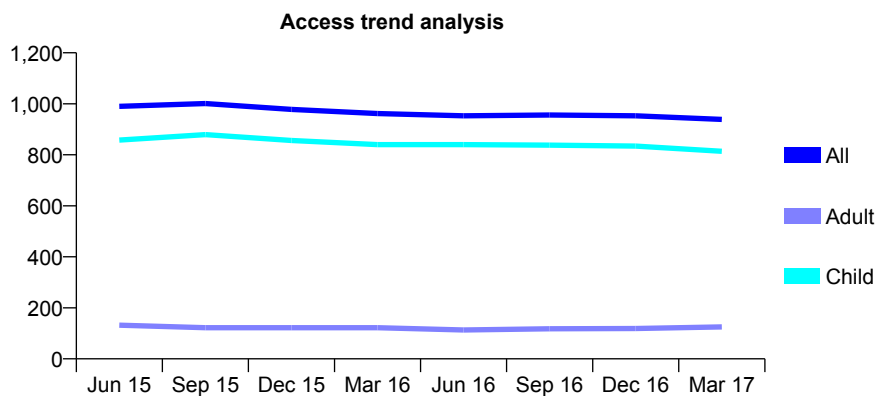
## Q56 - Vital Signs At a Glance Contract Report for 121959/0001 - Year end March 2017

Name or company name	Walton House Dental Practice Ltd
Contract type name	GDS Contract
Purpose of contract	General
Contract start date	01/02/2010
Contract end date	

16/17 Contracted general activity (UDA)	1,700
Carry forward general activity (UDA)	0
16/17 Contracted orthodontic activity (UOA)	0
Carry forward orthodontic activity (UOA)	0
Baseline contract value	£34,456.83

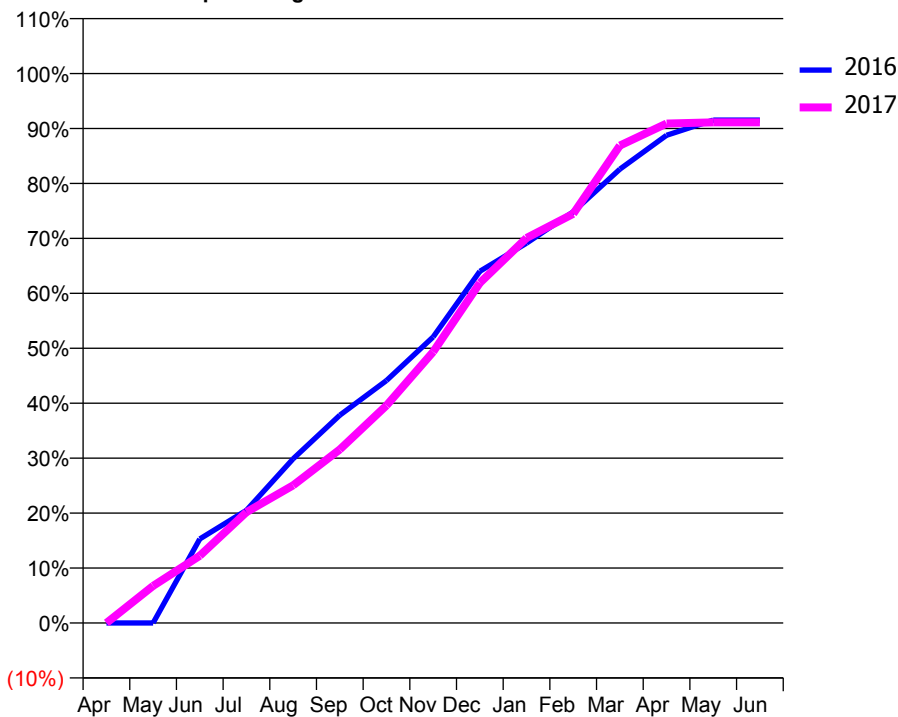
### ACCESS\*

Patients seen in 24 months	Total	Change since previous quarter
Quarter ending March 2016	962	
Quarter ending June 2016	953	→
Quarter ending September 2016	956	→
Quarter ending December 2016	953	→
Quarter ending March 2017	939	↓
<b>Variance since March 2016</b>	<b>(2.4%)</b>	<b>↓</b>



### ACTIVITY

Cumulative percentage of contracted UDA delivered 2016 & 2017



Month	2016	2017
April	0	0
May	0	115
June	260	208
July	349	343
August	508	426
September	643	537
October	750	673
November	885	839
December	1,088	1,052
January	1,175	1,191
February	1,272	1,266
March	1,404	1,477
April	1,509	1,545
May	1,556	1,549
June	1,556	1,549

### QUALITY

	Quantity	Base Number	Contract	AT	Region	England
% of FP17s for the same patient ID Re-attending within 3 months - Children	64	1,182	5.4%	11.2%	12.0%	12.3%
% of FP17s for the same patient ID Re-attending within 3 months - Adults	3	40	7.5%	15.2%	16.0%	16.7%
% of FP17s for the same patient ID Re-attending between 3 & 9 months - Children	613	1,182	51.9%	58.8%	58.8%	57.6%
% of FP17s for the same patient ID Re-attending between 3 & 9 months - Adults	16	40	40.0%	49.2%	51.2%	50.1%
% of FP17s for Band 1 Urgent Courses	0	1,163	0.0%	9.5%	8.0%	9.1%
% of FP17s Relating to Free Repair or Replacements	0	1,163	0.0%	0.8%	0.8%	0.8%
% of FP17s Relating to Continuations	12	1,163	1.0%	1.3%	1.2%	1.2%
% of Patients satisfied with the dentistry they have received	3	3	N/A	91.9%	92.7%	92.8%
% of Patients satisfied with the time they had to wait for an appointment	3	3	N/A	86.5%	89.1%	88.7%

\* This is based on patients treated on this contract for their most recent course of treatment. Figures in italics indicate the base number of FP17s or Patient Questionnaire responses are less than 100. N/A is shown where the base number of responses is less than 10 during the period. % is calculated as Quantity/Base number\*100

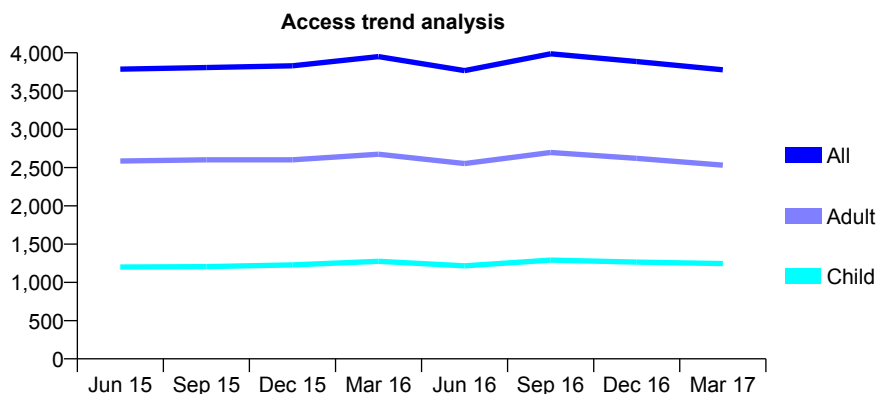
## Q56 - Vital Signs At a Glance Contract Report for 124230/0001 - Year end March 2017

Name or company name	Kenneth Ng Surgery Ltd
Contract type name	GDS Contract
Purpose of contract	General and Orthodontic
Contract start date	01/08/2008
Contract end date	

16/17 Contracted general activity (UDA)	9,340
Carry forward general activity (UDA)	-48
16/17 Contracted orthodontic activity (UOA)	0
Carry forward orthodontic activity (UOA)	0
Baseline contract value	£242,434.35

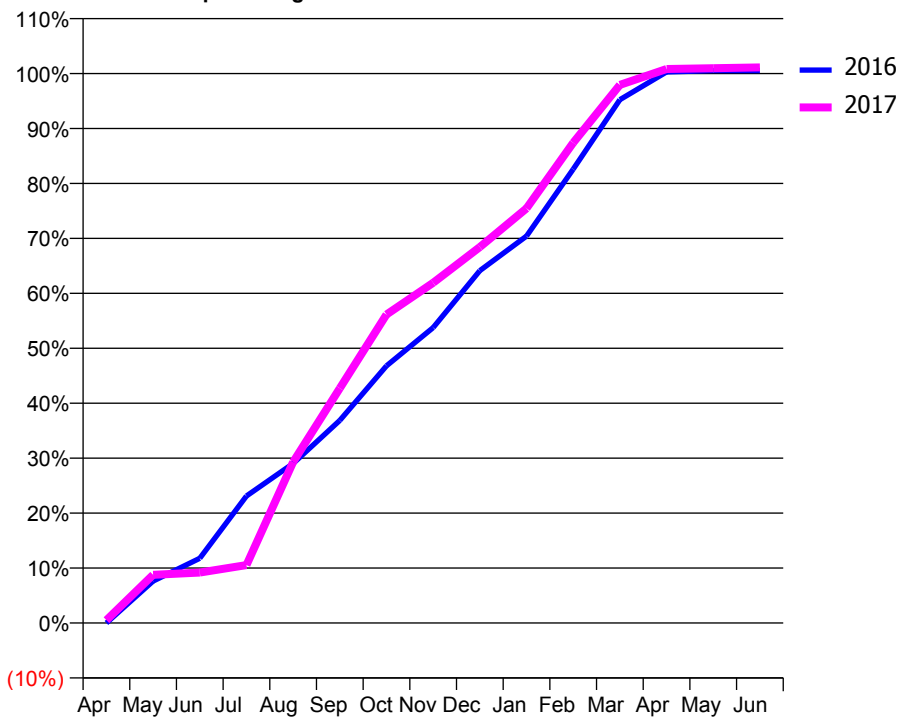
### ACCESS\*

Patients seen in 24 months	Total	Change since previous quarter
Quarter ending March 2016	3,950	
Quarter ending June 2016	3,767	↓
Quarter ending September 2016	3,987	↑
Quarter ending December 2016	3,886	↓
Quarter ending March 2017	3,777	↓
<b>Variance since March 2016</b>	<b>(4.4%)</b>	<b>↓</b>



### ACTIVITY

Cumulative percentage of contracted UDA delivered 2016 & 2017



Adjusted Scheduled Activity (UDA)

Month	2016	2017
April	0	48
May	711	820
June	1,097	858
July	2,149	985
August	2,699	2,737
September	3,428	3,990
October	4,353	5,244
November	5,000	5,783
December	5,965	6,389
January	6,547	7,047
February	7,682	8,164
March	8,858	9,148
April	9,326	9,416
May	9,348	9,431
June	9,348	9,444

### QUALITY

	Quantity	Base Number	Contract	AT	Region	England
% of FP17s for the same patient ID Re-attending within 3 months - Children	110	1,388	7.9%	11.2%	12.0%	12.3%
% of FP17s for the same patient ID Re-attending within 3 months - Adults	369	2,626	14.1%	15.2%	16.0%	16.7%
% of FP17s for the same patient ID Re-attending between 3 & 9 months - Children	587	1,388	42.3%	58.8%	58.8%	57.6%
% of FP17s for the same patient ID Re-attending between 3 & 9 months - Adults	1,040	2,626	39.6%	49.2%	51.2%	50.1%
% of FP17s for Band 1 Urgent Courses	224	3,922	5.7%	9.5%	8.0%	9.1%
% of FP17s Relating to Free Repair or Replacements	15	3,922	0.4%	0.8%	0.8%	0.8%
% of FP17s Relating to Continuations	45	3,922	1.1%	1.3%	1.2%	1.2%
% of Patients satisfied with the dentistry they have received	5	5	N/A	91.9%	92.7%	92.8%
% of Patients satisfied with the time they had to wait for an appointment	5	5	N/A	86.5%	89.1%	88.7%

\* This is based on patients treated on this contract for their most recent course of treatment. Figures in italics indicate the base number of FP17s or Patient Questionnaire responses are less than 100. N/A is shown where the base number of responses is less than 10 during the period. % is calculated as Quantity/Base number\*100

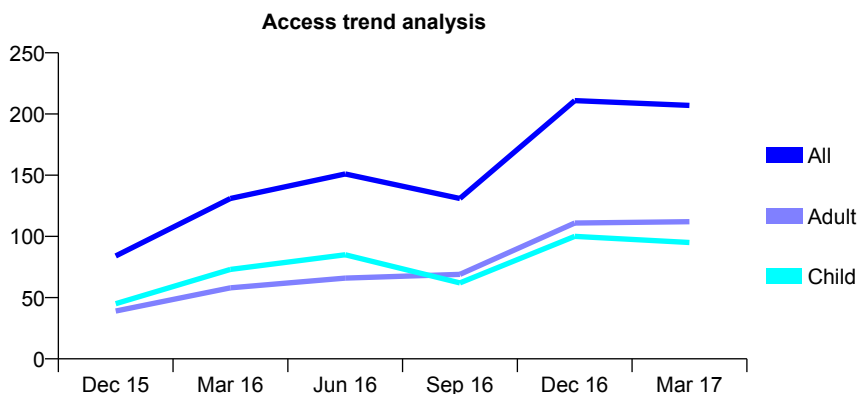
## Q56 - Vital Signs At a Glance Contract Report for 124338/0001 - Year end March 2017

Name or company name	Wood, Bryant & Coyle
Contract type name	GDS Contract
Purpose of contract	General
Contract start date	01/09/2015
Contract end date	

16/17 Contracted general activity (UDA)	427
Carry forward general activity (UDA)	0
16/17 Contracted orthodontic activity (UOA)	0
Carry forward orthodontic activity (UOA)	0
Baseline contract value	£10,600.06

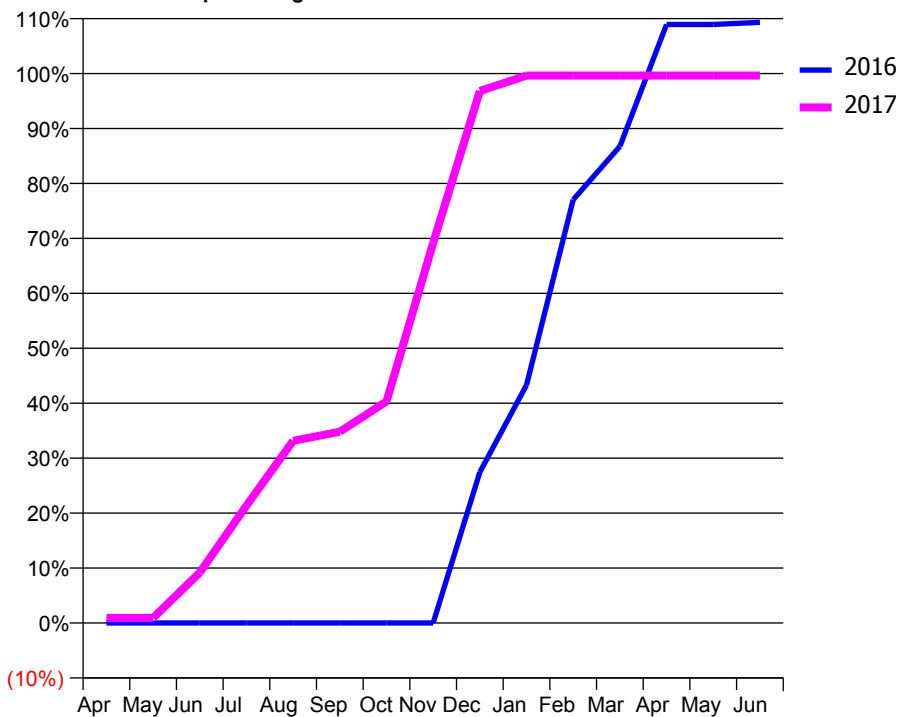
### ACCESS\*

Patients seen in 24 months	Total	Change since previous quarter
Quarter ending March 2016	131	
Quarter ending June 2016	151	↑
Quarter ending September 2016	131	↓
Quarter ending December 2016	211	↑
Quarter ending March 2017	207	↓
<b>Variance since March 2016</b>	<b>58.0%</b>	<b>↑</b>



### ACTIVITY

Cumulative percentage of contracted UDA delivered 2016 & 2017



Month	Adjusted Scheduled Activity (UDA)	
	2016	2017
April	0	4
May	0	4
June	0	39
July	0	91
August	0	142
September	0	149
October	0	172
November	0	295
December	68	413
January	108	425
February	192	425
March	216	425
April	271	425
May	271	425
June	272	425

### QUALITY

	Quantity	Base Number	Contract	AT	Region	England
% of FP17s for the same patient ID Re-attending within 3 months - Children	7	141	5.0%	11.2%	12.0%	12.3%
% of FP17s for the same patient ID Re-attending within 3 months - Adults	16	90	17.8%	15.2%	16.0%	16.7%
% of FP17s for the same patient ID Re-attending between 3 & 9 months - Children	54	141	38.3%	58.8%	58.8%	57.6%
% of FP17s for the same patient ID Re-attending between 3 & 9 months - Adults	13	90	14.4%	49.2%	51.2%	50.1%
% of FP17s for Band 1 Urgent Courses	7	208	3.4%	9.5%	8.0%	9.1%
% of FP17s Relating to Free Repair or Replacements	0	208	0.0%	0.8%	0.8%	0.8%
% of FP17s Relating to Continuations	0	208	0.0%	1.3%	1.2%	1.2%
% of Patients satisfied with the dentistry they have received	1	1	N/A	91.9%	92.7%	92.8%
% of Patients satisfied with the time they had to wait for an appointment	1	1	N/A	86.5%	89.1%	88.7%

\* This is based on patients treated on this contract for their most recent course of treatment. Figures in italics indicate the base number of FP17s or Patient Questionnaire responses are less than 100. N/A is shown where the base number of responses is less than 10 during the period. % is calculated as Quantity/Base number\*100



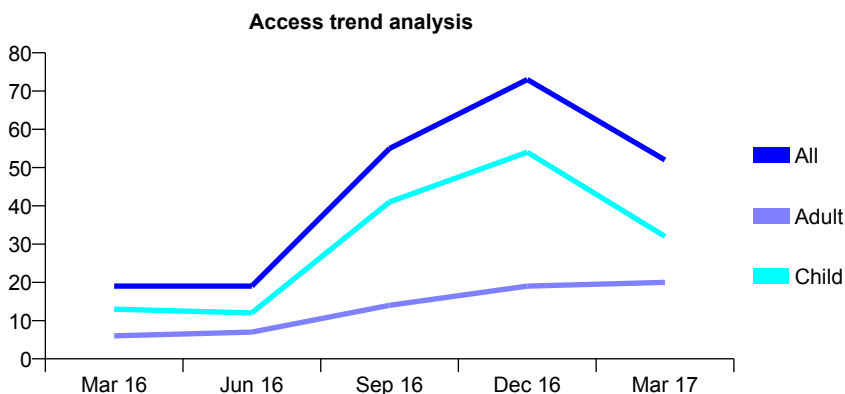
## Q56 - Vital Signs At a Glance Contract Report for 124338/0002 - Year end March 2017

Name or company name	Wood, Bryant & Coyle
Contract type name	GDS Contract
Purpose of contract	General
Contract start date	01/01/2016
Contract end date	

16/17 Contracted general activity (UDA)	2,914
Carry forward general activity (UDA)	0
16/17 Contracted orthodontic activity (UOA)	0
Carry forward orthodontic activity (UOA)	0
Baseline contract value	£78,274.86

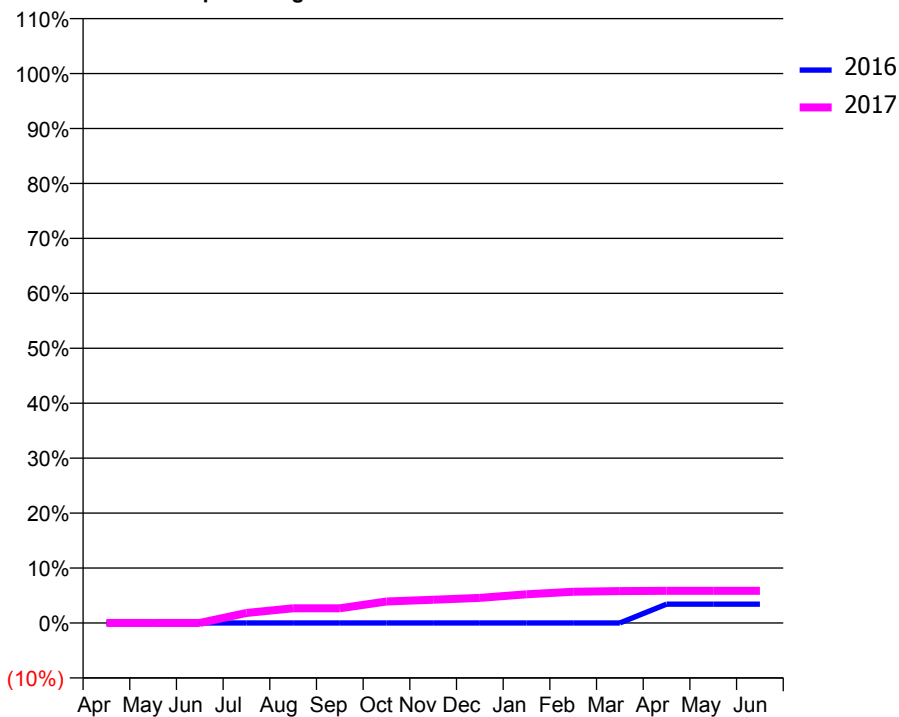
### ACCESS\*

Patients seen in 24 months	Total	Change since previous quarter
Quarter ending March 2016	19	
Quarter ending June 2016	19	→
Quarter ending September 2016	55	↑
Quarter ending December 2016	73	↑
Quarter ending March 2017	52	↓
<b>Variance since March 2016</b>	<b>173.7%</b>	<b>↑</b>



### ACTIVITY

Cumulative percentage of contracted UDA delivered 2016 & 2017



Month	Adjusted Scheduled Activity (UDA)	
	2016	2017
April	0	0
May	0	0
June	0	0
July	0	53
August	0	78
September	0	78
October	0	114
November	0	123
December	0	133
January	0	153
February	0	166
March	0	170
April	25	171
May	25	171
June	25	171

### QUALITY

	Quantity	Base Number	Contract	AT	Region	England
% of FP17s for the same patient ID Re-attending within 3 months - Children	1	97	1.0%	11.2%	12.0%	12.3%
% of FP17s for the same patient ID Re-attending within 3 months - Adults	6	37	16.2%	15.2%	16.0%	16.7%
% of FP17s for the same patient ID Re-attending between 3 & 9 months - Children	27	97	27.8%	58.8%	58.8%	57.6%
% of FP17s for the same patient ID Re-attending between 3 & 9 months - Adults	7	37	18.9%	49.2%	51.2%	50.1%
% of FP17s for Band 1 Urgent Courses	3	113	2.7%	9.5%	8.0%	9.1%
% of FP17s Relating to Free Repair or Replacements	0	113	0.0%	0.8%	0.8%	0.8%
% of FP17s Relating to Continuations	3	113	2.7%	1.3%	1.2%	1.2%
% of Patients satisfied with the dentistry they have received	0	0	N/A	91.9%	92.7%	92.8%
% of Patients satisfied with the time they had to wait for an appointment	0	0	N/A	86.5%	89.1%	88.7%

\* This is based on patients treated on this contract for their most recent course of treatment. Figures in italics indicate the base number of FP17s or Patient Questionnaire responses are less than 100. N/A is shown where the base number of responses is less than 10 during the period. % is calculated as Quantity/Base number\*100

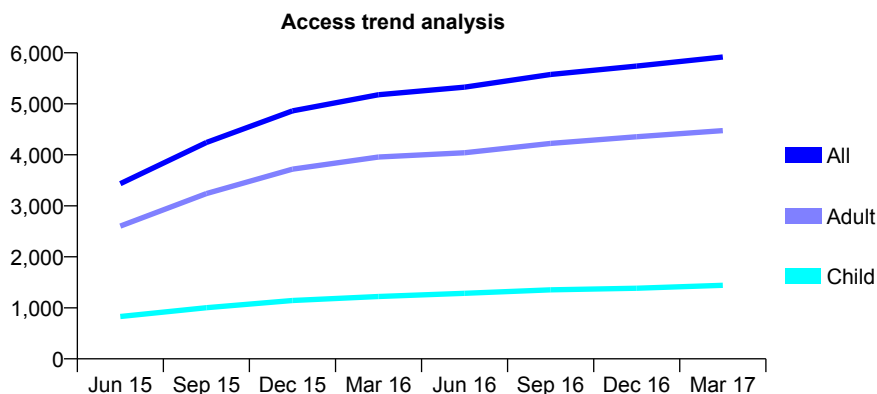
## Q56 - Vital Signs At a Glance Contract Report for 124923/0001 - Year end March 2017

Name or company name	Great Shelford Dental Practice Ltd
Contract type name	GDS Contract
Purpose of contract	General
Contract start date	01/11/2014
Contract end date	

16/17 Contracted general activity (UDA)	14,267
Carry forward general activity (UDA)	284
16/17 Contracted orthodontic activity (UOA)	0
Carry forward orthodontic activity (UOA)	0
Baseline contract value	£344,442.66

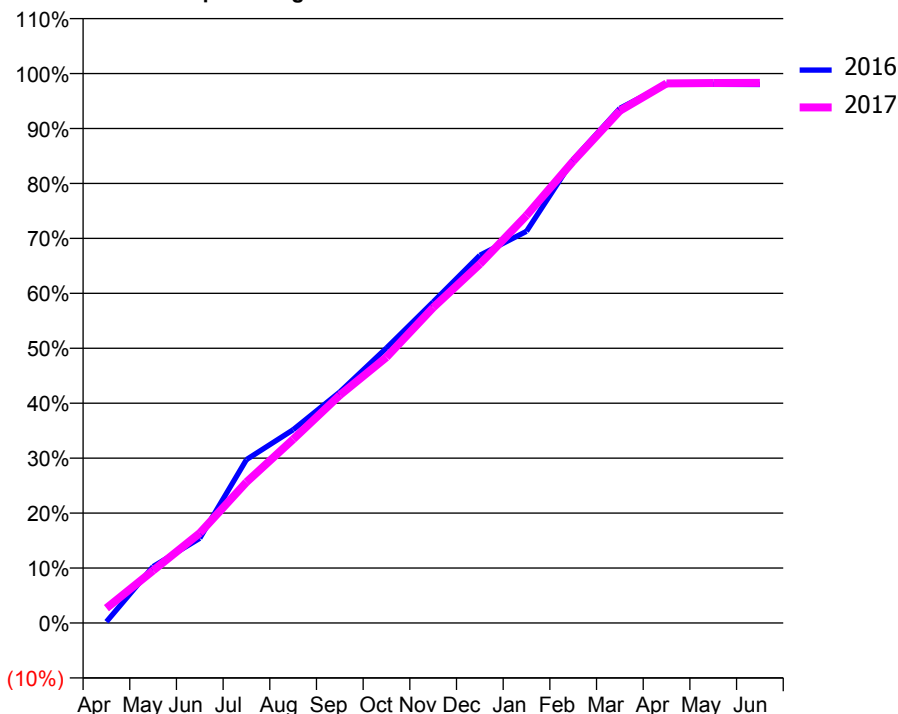
### ACCESS\*

Patients seen in 24 months	Total	Change since previous quarter
Quarter ending March 2016	5,179	
Quarter ending June 2016	5,327	↑
Quarter ending September 2016	5,576	↑
Quarter ending December 2016	5,740	↑
Quarter ending March 2017	5,917	↑
<b>Variance since March 2016</b>	<b>14.2%</b>	<b>↑</b>



### ACTIVITY

Cumulative percentage of contracted UDA delivered 2016 & 2017



Month	Adjusted Scheduled Activity (UDA)	
	2016	2017
April	31	385
May	1,466	1,364
June	2,200	2,336
July	4,244	3,657
August	5,017	4,767
September	5,998	5,914
October	7,141	6,903
November	8,336	8,188
December	9,545	9,319
January	10,171	10,583
February	12,028	11,992
March	13,362	13,300
April	13,997	14,010
May	13,987	14,020
June	13,983	14,024

### QUALITY

	Quantity	Base Number	Contract	AT	Region	England
% of FP17s for the same patient ID Re-attending within 3 months - Children	106	1,998	5.3%	11.2%	12.0%	12.3%
% of FP17s for the same patient ID Re-attending within 3 months - Adults	855	5,692	15.0%	15.2%	16.0%	16.7%
% of FP17s for the same patient ID Re-attending between 3 & 9 months - Children	963	1,998	48.2%	58.8%	58.8%	57.6%
% of FP17s for the same patient ID Re-attending between 3 & 9 months - Adults	2,108	5,692	37.0%	49.2%	51.2%	50.1%
% of FP17s for Band 1 Urgent Courses	734	7,674	9.6%	9.5%	8.0%	9.1%
% of FP17s Relating to Free Repair or Replacements	75	7,674	1.0%	0.8%	0.8%	0.8%
% of FP17s Relating to Continuations	64	7,674	0.8%	1.3%	1.2%	1.2%
% of Patients satisfied with the dentistry they have received	12	15	80.0%	91.9%	92.7%	92.8%
% of Patients satisfied with the time they had to wait for an appointment	12	15	80.0%	86.5%	89.1%	88.7%

\* This is based on patients treated on this contract for their most recent course of treatment. Figures in italics indicate the base number of FP17s or Patient Questionnaire responses are less than 100. N/A is shown where the base number of responses is less than 10 during the period. % is calculated as Quantity/Base number\*100

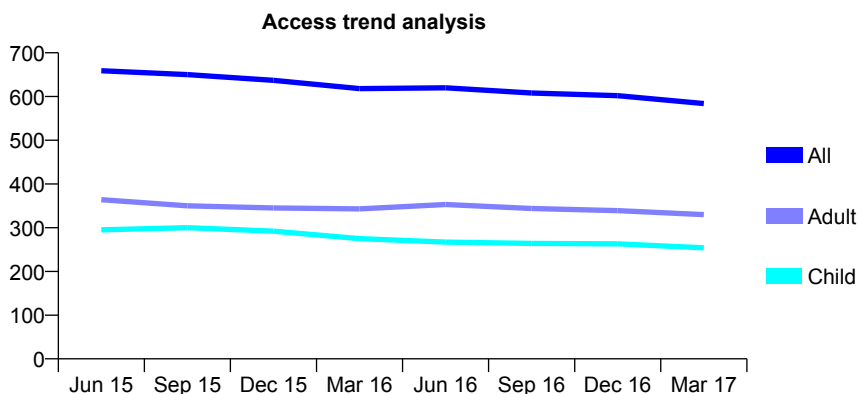
## Q56 - Vital Signs At a Glance Contract Report for 125776/0003 - Year end March 2017

Name or company name	Apex Dental Care Ltd
Contract type name	GDS Contract
Purpose of contract	General
Contract start date	01/06/2009
Contract end date	

16/17 Contracted general activity (UDA)	1,202
Carry forward general activity (UDA)	-16
16/17 Contracted orthodontic activity (UOA)	0
Carry forward orthodontic activity (UOA)	0
Baseline contract value	£27,308.87

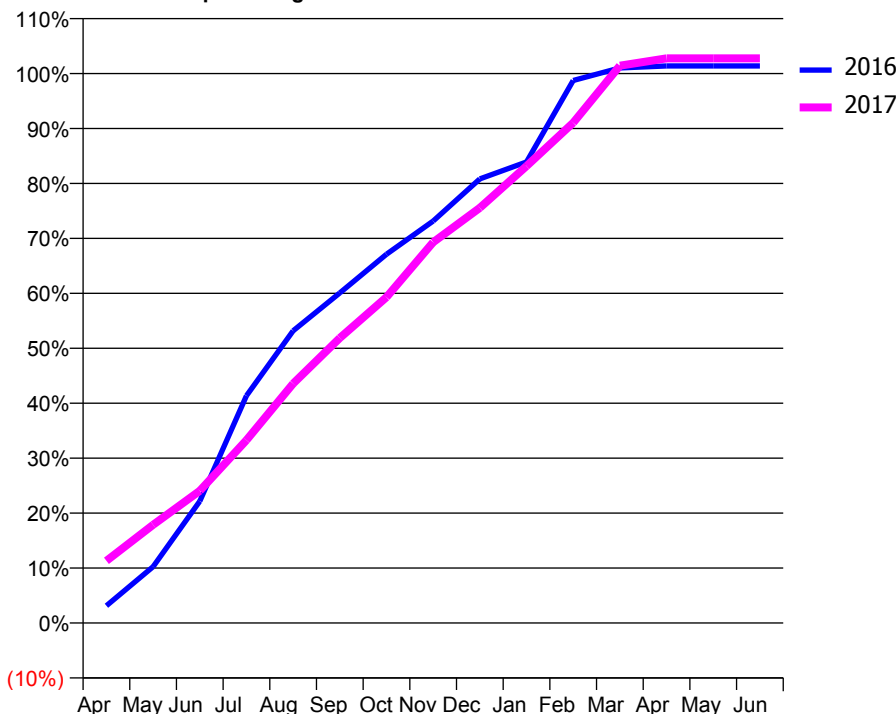
### ACCESS\*

Patients seen in 24 months	Total	Change since previous quarter
Quarter ending March 2016	618	
Quarter ending June 2016	620	→
Quarter ending September 2016	608	↓
Quarter ending December 2016	602	→
Quarter ending March 2017	584	↓
<b>Variance since March 2016</b>	<b>(5.5%)</b>	<b>↓</b>



### ACTIVITY

Cumulative percentage of contracted UDA delivered 2016 & 2017



Adjusted Scheduled Activity (UDA)

Month	2016	2017
April	38	136
May	123	215
June	267	289
July	497	400
August	639	524
September	722	623
October	807	713
November	879	833
December	971	908
January	1,009	1,000
February	1,187	1,094
March	1,214	1,219
April	1,218	1,235
May	1,218	1,235
June	1,218	1,235

### QUALITY

	Quantity	Base Number	Contract	AT	Region	England
% of FP17s for the same patient ID Re-attending within 3 months - Children	12	375	3.2%	11.2%	12.0%	12.3%
% of FP17s for the same patient ID Re-attending within 3 months - Adults	21	348	6.0%	15.2%	16.0%	16.7%
% of FP17s for the same patient ID Re-attending between 3 & 9 months - Children	264	375	70.4%	58.8%	58.8%	57.6%
% of FP17s for the same patient ID Re-attending between 3 & 9 months - Adults	173	348	49.7%	49.2%	51.2%	50.1%
% of FP17s for Band 1 Urgent Courses	31	734	4.2%	9.5%	8.0%	9.1%
% of FP17s Relating to Free Repair or Replacements	3	734	0.4%	0.8%	0.8%	0.8%
% of FP17s Relating to Continuations	3	734	0.4%	1.3%	1.2%	1.2%
% of Patients satisfied with the dentistry they have received	1	1	N/A	91.9%	92.7%	92.8%
% of Patients satisfied with the time they had to wait for an appointment	1	1	N/A	86.5%	89.1%	88.7%

\* This is based on patients treated on this contract for their most recent course of treatment. Figures in italics indicate the base number of FP17s or Patient Questionnaire responses are less than 100. N/A is shown where the base number of responses is less than 10 during the period. % is calculated as Quantity/Base number\*100

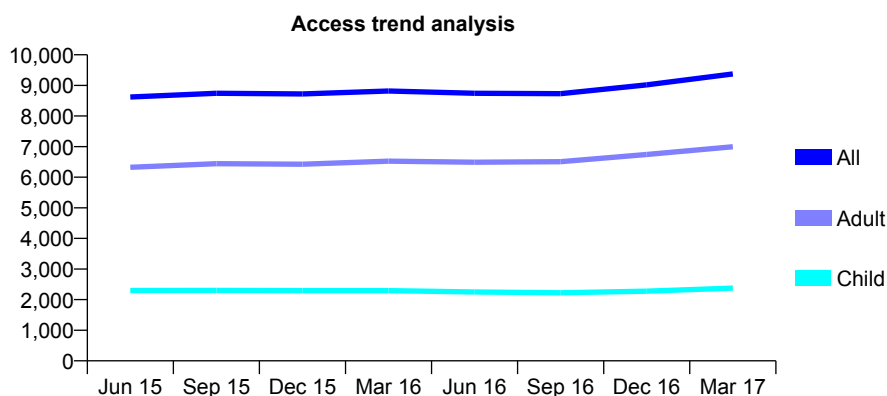
## Q56 - Vital Signs At a Glance Contract Report for 125776/0010 - Year end March 2017

Name or company name	Apex Dental Care Ltd
Contract type name	PDS Contract
Purpose of contract	General
Contract start date	01/04/2011
Contract end date	31/03/2018

16/17 Contracted general activity (UDA)	26,362
Carry forward general activity (UDA)	0
16/17 Contracted orthodontic activity (UOA)	0
Carry forward orthodontic activity (UOA)	0
Baseline contract value	£682,056.07

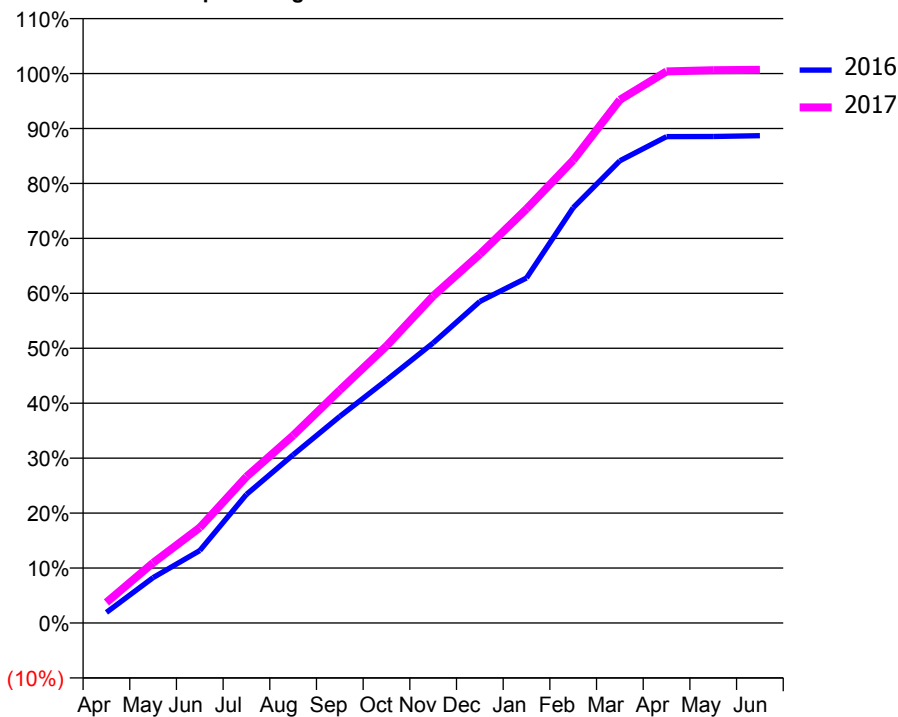
### ACCESS\*

Patients seen in 24 months	Total	Change since previous quarter
Quarter ending March 2016	8,816	
Quarter ending June 2016	8,741	→
Quarter ending September 2016	8,729	→
Quarter ending December 2016	9,019	↑
Quarter ending March 2017	9,373	↑
<b>Variance since March 2016</b>	<b>6.3%</b>	<b>↑</b>



### ACTIVITY

Cumulative percentage of contracted UDA delivered 2016 & 2017



Month	Adjusted Scheduled Activity (UDA)	
	2016	2017
April	510	989
May	2,178	2,890
June	3,476	4,576
July	6,173	7,022
August	8,069	8,997
September	9,915	11,172
October	11,651	13,290
November	13,438	15,691
December	15,425	17,690
January	16,554	19,868
February	19,923	22,202
March	22,177	25,103
April	23,337	26,461
May	23,338	26,521
June	23,376	26,536

### QUALITY

	Quantity	Base Number	Contract	AT	Region	England
% of FP17s for the same patient ID Re-attending within 3 months - Children	392	3,743	10.5%	11.2%	12.0%	12.3%
% of FP17s for the same patient ID Re-attending within 3 months - Adults	1,536	9,782	15.7%	15.2%	16.0%	16.7%
% of FP17s for the same patient ID Re-attending between 3 & 9 months - Children	2,130	3,743	56.9%	58.8%	58.8%	57.6%
% of FP17s for the same patient ID Re-attending between 3 & 9 months - Adults	5,068	9,782	51.8%	49.2%	51.2%	50.1%
% of FP17s for Band 1 Urgent Courses	1,596	13,524	11.8%	9.5%	8.0%	9.1%
% of FP17s Relating to Free Repair or Replacements	104	13,524	0.8%	0.8%	0.8%	0.8%
% of FP17s Relating to Continuations	64	13,524	0.5%	1.3%	1.2%	1.2%
% of Patients satisfied with the dentistry they have received	10	11	90.9%	91.9%	92.7%	92.8%
% of Patients satisfied with the time they had to wait for an appointment	9	11	81.8%	86.5%	89.1%	88.7%

\* This is based on patients treated on this contract for their most recent course of treatment. Figures in italics indicate the base number of FP17s or Patient Questionnaire responses are less than 100. N/A is shown where the base number of responses is less than 10 during the period. % is calculated as Quantity/Base number\*100

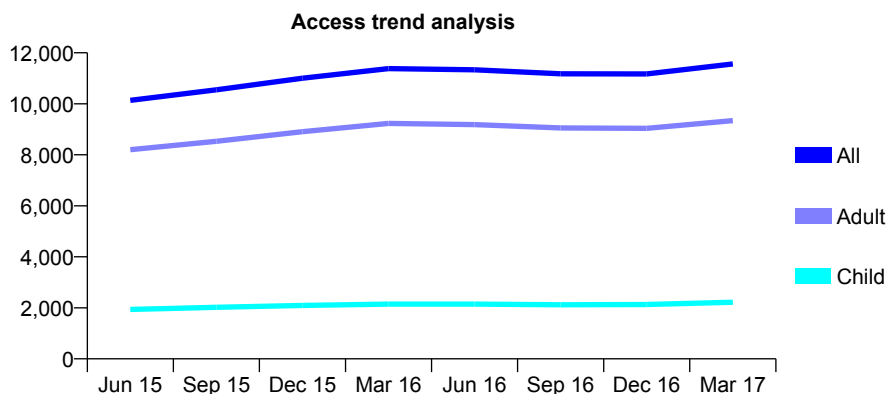
## Q56 - Vital Signs At a Glance Contract Report for 126225/0001 - Year end March 2017

Name or company name	Dr P Vaid, Dr S Radia and Dr S Shah
Contract type name	GDS Contract
Purpose of contract	General
Contract start date	01/04/2014
Contract end date	

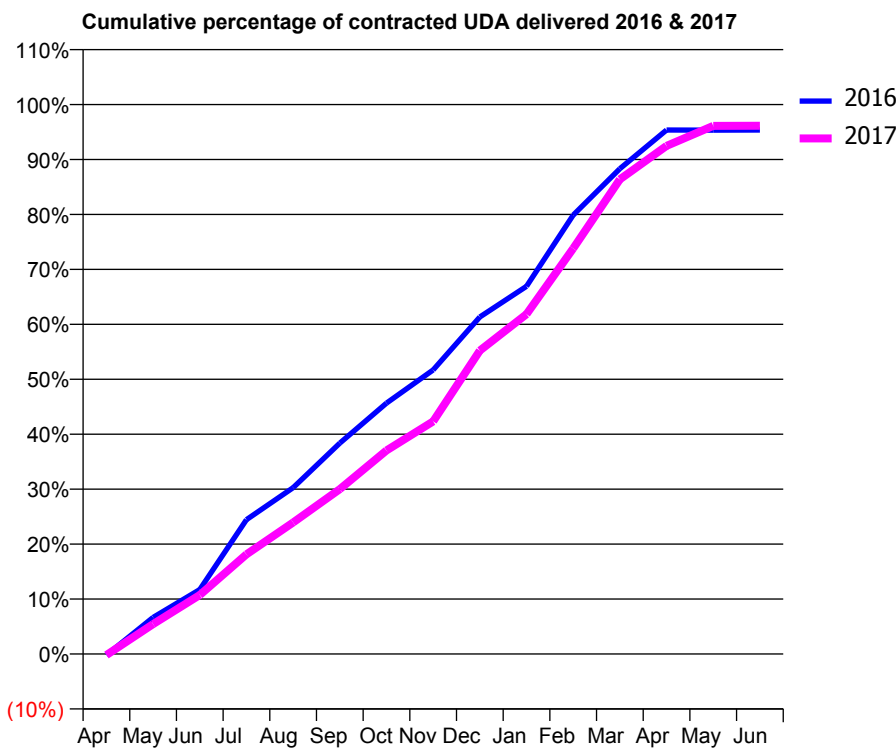
16/17 Contracted general activity (UDA)	37,499
Carry forward general activity (UDA)	1,336
16/17 Contracted orthodontic activity (UOA)	0
Carry forward orthodontic activity (UOA)	0
Baseline contract value	£1,171,414.42

### ACCESS\*

Patients seen in 24 months	Total	Change since previous quarter
Quarter ending March 2016	11,380	
Quarter ending June 2016	11,332	→
Quarter ending September 2016	11,175	↓
Quarter ending December 2016	11,171	→
Quarter ending March 2017	11,564	↑
<b>Variance since March 2016</b>	1.6%	→



### ACTIVITY



Month	Adjusted Scheduled Activity (UDA)	
	2016	2017
April	-67	-78
May	2,224	2,041
June	3,912	4,029
July	8,151	6,806
August	10,091	8,977
September	12,791	11,251
October	15,216	13,891
November	17,234	15,879
December	20,445	20,710
January	22,303	23,190
February	26,628	27,677
March	29,440	32,394
April	31,785	34,673
May	31,775	36,041
June	31,781	36,046

### QUALITY

	Quantity	Base Number	Contract	AT	Region	England
% of FP17s for the same patient ID Re-attending within 3 months - Children	247	3,330	7.4%	11.2%	12.0%	12.3%
% of FP17s for the same patient ID Re-attending within 3 months - Adults	1,456	12,028	12.1%	15.2%	16.0%	16.7%
% of FP17s for the same patient ID Re-attending between 3 & 9 months - Children	1,866	3,330	56.0%	58.8%	58.8%	57.6%
% of FP17s for the same patient ID Re-attending between 3 & 9 months - Adults	4,978	12,028	41.4%	49.2%	51.2%	50.1%
% of FP17s for Band 1 Urgent Courses	1,124	15,584	7.2%	9.5%	8.0%	9.1%
% of FP17s Relating to Free Repair or Replacements	205	15,584	1.3%	0.8%	0.8%	0.8%
% of FP17s Relating to Continuations	172	15,584	1.1%	1.3%	1.2%	1.2%
% of Patients satisfied with the dentistry they have received	17	22	77.3%	91.9%	92.7%	92.8%
% of Patients satisfied with the time they had to wait for an appointment	17	22	77.3%	86.5%	89.1%	88.7%

\* This is based on patients treated on this contract for their most recent course of treatment. Figures in italics indicate the base number of FP17s or Patient Questionnaire responses are less than 100. N/A is shown where the base number of responses is less than 10 during the period. % is calculated as Quantity/Base number\*100

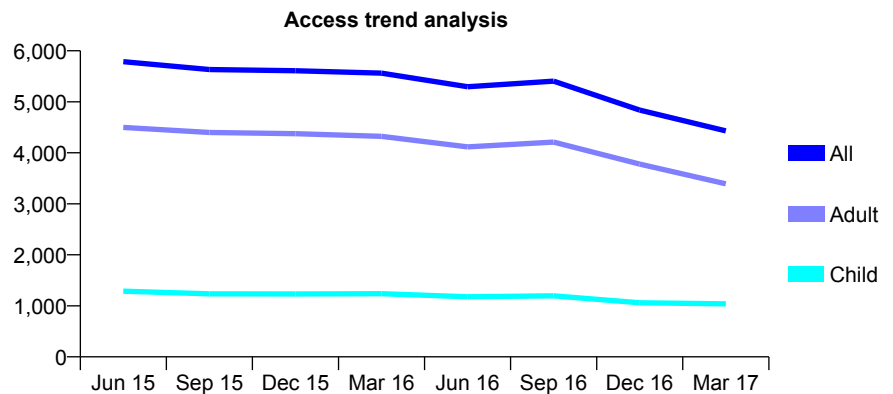
## Q56 - Vital Signs At a Glance Contract Report for 127809/0001 - Year end March 2017

Name or company name	S Emami, M Dehghanpour, J Vaghela, J Va
Contract type name	GDS Contract
Purpose of contract	General
Contract start date	01/11/2010
Contract end date	

16/17 Contracted general activity (UDA)	16,500
Carry forward general activity (UDA)	-271
16/17 Contracted orthodontic activity (UOA)	0
Carry forward orthodontic activity (UOA)	0
Baseline contract value	£384,622.87

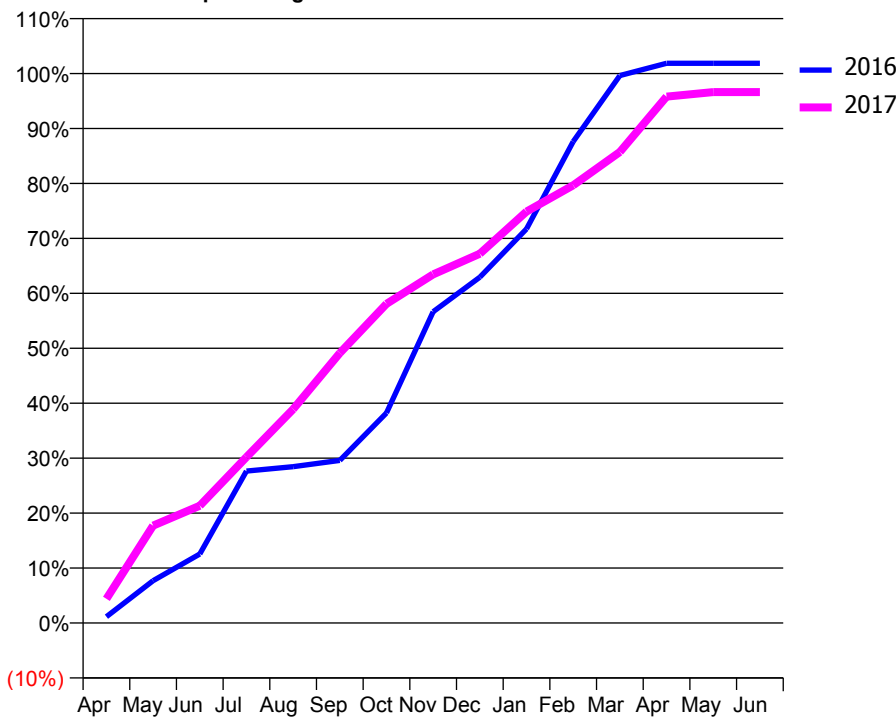
### ACCESS\*

Patients seen in 24 months	Total	Change since previous quarter
Quarter ending March 2016	5,561	
Quarter ending June 2016	5,295	↓
Quarter ending September 2016	5,406	↑
Quarter ending December 2016	4,839	↓
Quarter ending March 2017	4,429	↓
<b>Variance since March 2016</b>	<b>(20.4%)</b>	<b>↓</b>



### ACTIVITY

Cumulative percentage of contracted UDA delivered 2016 & 2017



Month	Adjusted Scheduled Activity (UDA)	
	2016	2017
April	165	729
May	1,116	2,926
June	1,820	3,523
July	4,011	4,984
August	4,125	6,419
September	4,290	8,107
October	5,544	9,584
November	8,213	10,467
December	9,127	11,089
January	10,400	12,355
February	12,704	13,142
March	14,446	14,143
April	14,770	15,806
May	14,771	15,942
June	14,771	15,942

### QUALITY

	Quantity	Base Number	Contract	AT	Region	England
% of FP17s for the same patient ID Re-attending within 3 months - Children	224	1,736	12.9%	11.2%	12.0%	12.3%
% of FP17s for the same patient ID Re-attending within 3 months - Adults	847	5,305	16.0%	15.2%	16.0%	16.7%
% of FP17s for the same patient ID Re-attending between 3 & 9 months - Children	763	1,736	44.0%	58.8%	58.8%	57.6%
% of FP17s for the same patient ID Re-attending between 3 & 9 months - Adults	2,258	5,305	42.6%	49.2%	51.2%	50.1%
% of FP17s for Band 1 Urgent Courses	857	6,962	12.3%	9.5%	8.0%	9.1%
% of FP17s Relating to Free Repair or Replacements	18	6,962	0.3%	0.8%	0.8%	0.8%
% of FP17s Relating to Continuations	42	6,962	0.6%	1.3%	1.2%	1.2%
% of Patients satisfied with the dentistry they have received	6	6	N/A	91.9%	92.7%	92.8%
% of Patients satisfied with the time they had to wait for an appointment	6	6	N/A	86.5%	89.1%	88.7%

\* This is based on patients treated on this contract for their most recent course of treatment. Figures in italics indicate the base number of FP17s or Patient Questionnaire responses are less than 100. N/A is shown where the base number of responses is less than 10 during the period. % is calculated as Quantity/Base number\*100

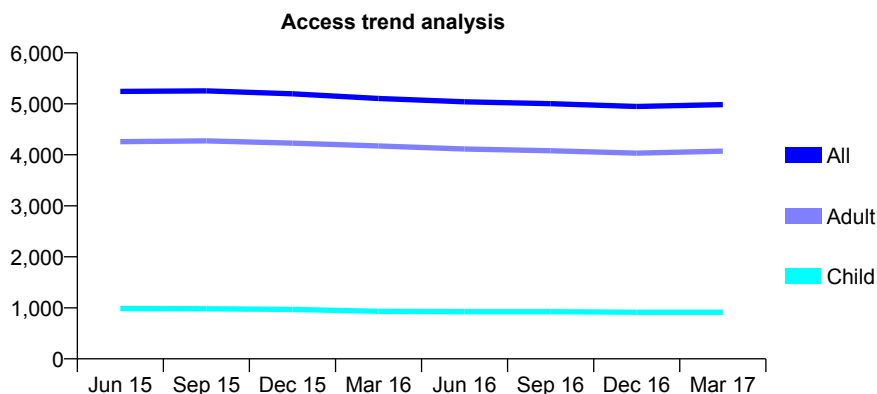
## Q56 - Vital Signs At a Glance Contract Report for 128767/0001 - Year end March 2017

Name or company name	Hejazifar, Namazy, and Namazy
Contract type name	GDS Contract
Purpose of contract	General
Contract start date	01/04/2013
Contract end date	

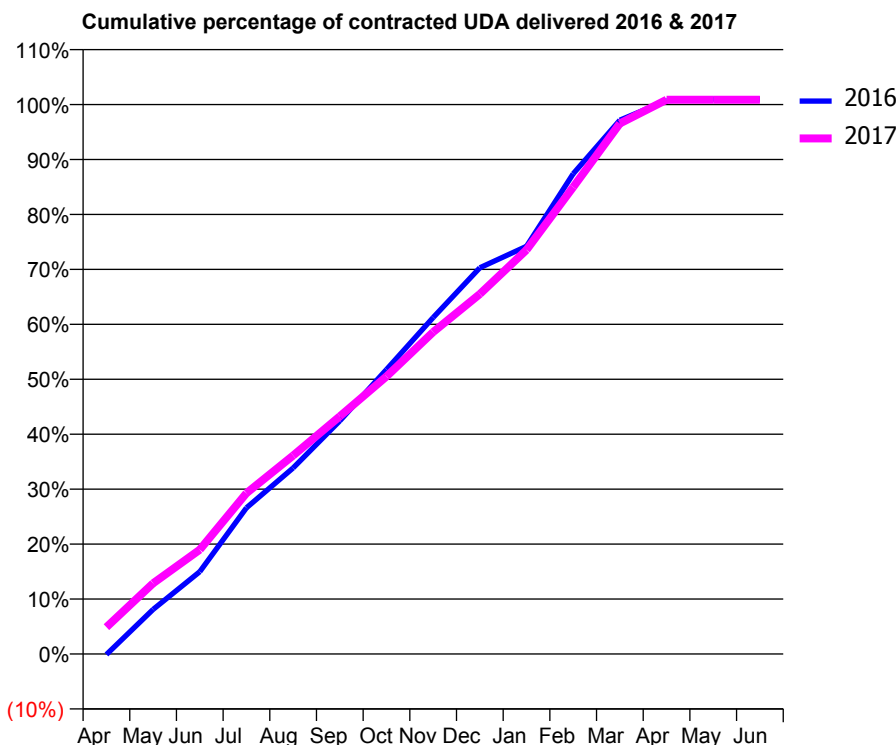
16/17 Contracted general activity (UDA)	14,333
Carry forward general activity (UDA)	-142
16/17 Contracted orthodontic activity (UOA)	0
Carry forward orthodontic activity (UOA)	0
Baseline contract value	£344,475.70

### ACCESS\*

Patients seen in 24 months	Total	Change since previous quarter
Quarter ending March 2016	5,105	
Quarter ending June 2016	5,039	↓
Quarter ending September 2016	5,003	→
Quarter ending December 2016	4,947	↓
Quarter ending March 2017	4,985	→
<b>Variance since March 2016</b>	<b>(2.4%)</b>	<b>↓</b>



### ACTIVITY



Month	Adjusted Scheduled Activity (UDA)	
	2016	2017
April	-16	701
May	1,164	1,844
June	2,146	2,722
July	3,813	4,197
August	4,854	5,179
September	6,080	6,199
October	7,422	7,239
November	8,776	8,397
December	10,076	9,391
January	10,634	10,541
February	12,525	12,177
March	13,923	13,838
April	14,437	14,456
May	14,475	14,457
June	14,475	14,459

### QUALITY

	Quantity	Base Number	Contract	AT	Region	England
% of FP17s for the same patient ID Re-attending within 3 months - Children	94	1,481	6.3%	11.2%	12.0%	12.3%
% of FP17s for the same patient ID Re-attending within 3 months - Adults	833	5,825	14.3%	15.2%	16.0%	16.7%
% of FP17s for the same patient ID Re-attending between 3 & 9 months - Children	1,019	1,481	68.8%	58.8%	58.8%	57.6%
% of FP17s for the same patient ID Re-attending between 3 & 9 months - Adults	2,883	5,825	49.5%	49.2%	51.2%	50.1%
% of FP17s for Band 1 Urgent Courses	618	7,284	8.5%	9.5%	8.0%	9.1%
% of FP17s Relating to Free Repair or Replacements	54	7,284	0.7%	0.8%	0.8%	0.8%
% of FP17s Relating to Continuations	61	7,284	0.8%	1.3%	1.2%	1.2%
% of Patients satisfied with the dentistry they have received	8	9	N/A	91.9%	92.7%	92.8%
% of Patients satisfied with the time they had to wait for an appointment	9	9	N/A	86.5%	89.1%	88.7%

\* This is based on patients treated on this contract for their most recent course of treatment. Figures in italics indicate the base number of FP17s or Patient Questionnaire responses are less than 100. N/A is shown where the base number of responses is less than 10 during the period. % is calculated as Quantity/Base number\*100



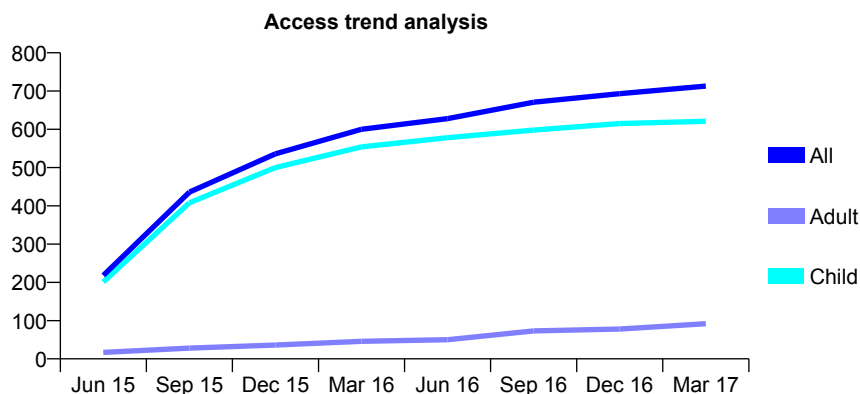
## Q56 - Vital Signs At a Glance Contract Report for 128953/0002 - Year end March 2017

Name or company name	Cathedral Dental Practice Ltd
Contract type name	GDS Contract
Purpose of contract	General
Contract start date	01/04/2015
Contract end date	

16/17 Contracted general activity (UDA)	1,210
Carry forward general activity (UDA)	0
16/17 Contracted orthodontic activity (UOA)	0
Carry forward orthodontic activity (UOA)	0
Baseline contract value	£26,967.46

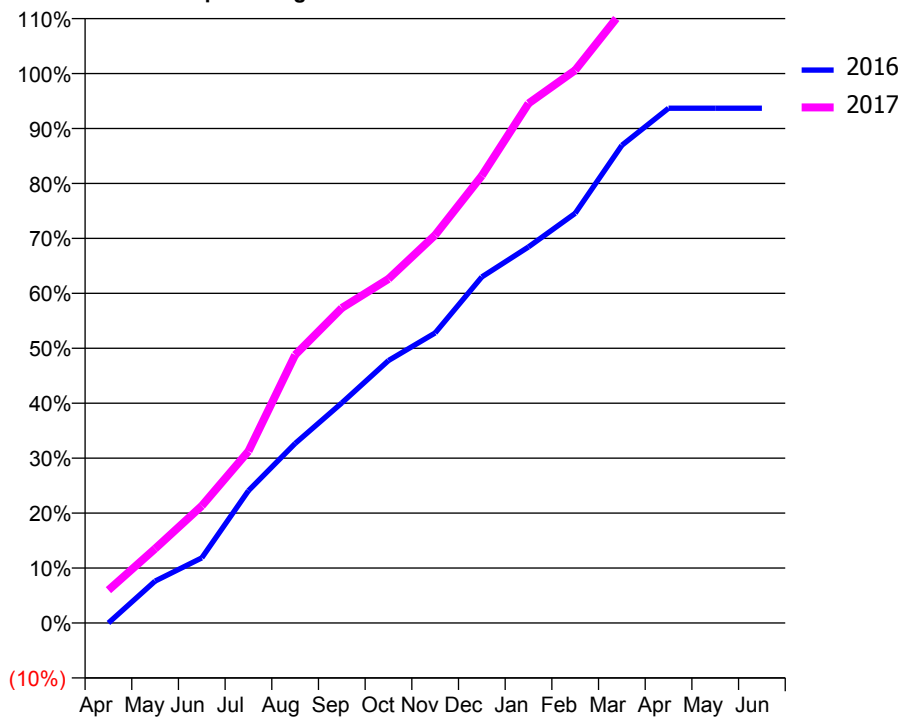
### ACCESS\*

Patients seen in 24 months	Total	Change since previous quarter
Quarter ending March 2016	600	
Quarter ending June 2016	628	↑
Quarter ending September 2016	671	↑
Quarter ending December 2016	693	↑
Quarter ending March 2017	713	↑
<b>Variance since March 2016</b>	<b>18.8%</b>	<b>↑</b>



### ACTIVITY

Cumulative percentage of contracted UDA delivered 2016 & 2017



Month	Adjusted Scheduled Activity (UDA)	
	2016	2017
April	0	72
May	122	164
June	190	258
July	386	378
August	523	590
September	642	694
October	765	758
November	846	854
December	1,009	985
January	1,096	1,144
February	1,194	1,217
March	1,393	1,346
April	1,501	1,393
May	1,501	1,395
June	1,501	1,396

### QUALITY

	Quantity	Base Number	Contract	AT	Region	England
% of FP17s for the same patient ID Re-attending within 3 months - Children	49	945	5.2%	11.2%	12.0%	12.3%
% of FP17s for the same patient ID Re-attending within 3 months - Adults	0	40	0.0%	15.2%	16.0%	16.7%
% of FP17s for the same patient ID Re-attending between 3 & 9 months - Children	625	945	66.1%	58.8%	58.8%	57.6%
% of FP17s for the same patient ID Re-attending between 3 & 9 months - Adults	28	40	70.0%	49.2%	51.2%	50.1%
% of FP17s for Band 1 Urgent Courses	20	965	2.1%	9.5%	8.0%	9.1%
% of FP17s Relating to Free Repair or Replacements	0	965	0.0%	0.8%	0.8%	0.8%
% of FP17s Relating to Continuations	18	965	1.9%	1.3%	1.2%	1.2%
% of Patients satisfied with the dentistry they have received	2	2	N/A	91.9%	92.7%	92.8%
% of Patients satisfied with the time they had to wait for an appointment	2	2	N/A	86.5%	89.1%	88.7%

\* This is based on patients treated on this contract for their most recent course of treatment. Figures in italics indicate the base number of FP17s or Patient Questionnaire responses are less than 100. N/A is shown where the base number of responses is less than 10 during the period. % is calculated as Quantity/Base number\*100

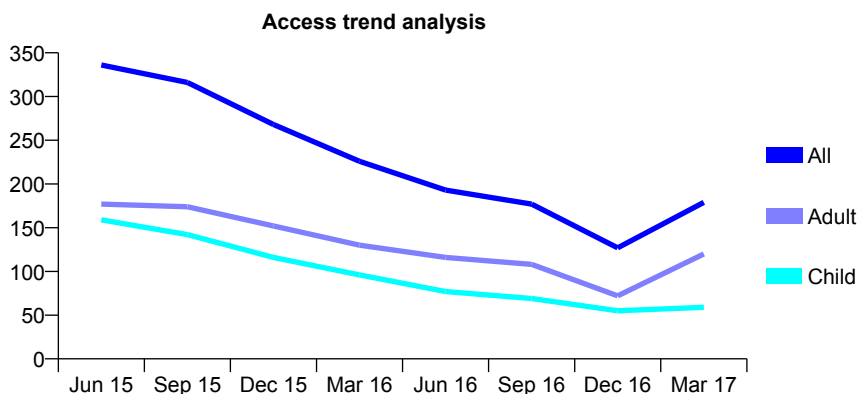
## Q56 - Vital Signs At a Glance Contract Report for 131377/0001 - Year end March 2017

Name or company name	Burleigh Street Dental Practice
Contract type name	GDS Contract
Purpose of contract	General
Contract start date	09/12/2013
Contract end date	

16/17 Contracted general activity (UDA)	547
Carry forward general activity (UDA)	0
16/17 Contracted orthodontic activity (UOA)	0
Carry forward orthodontic activity (UOA)	0
Baseline contract value	£12,768.58

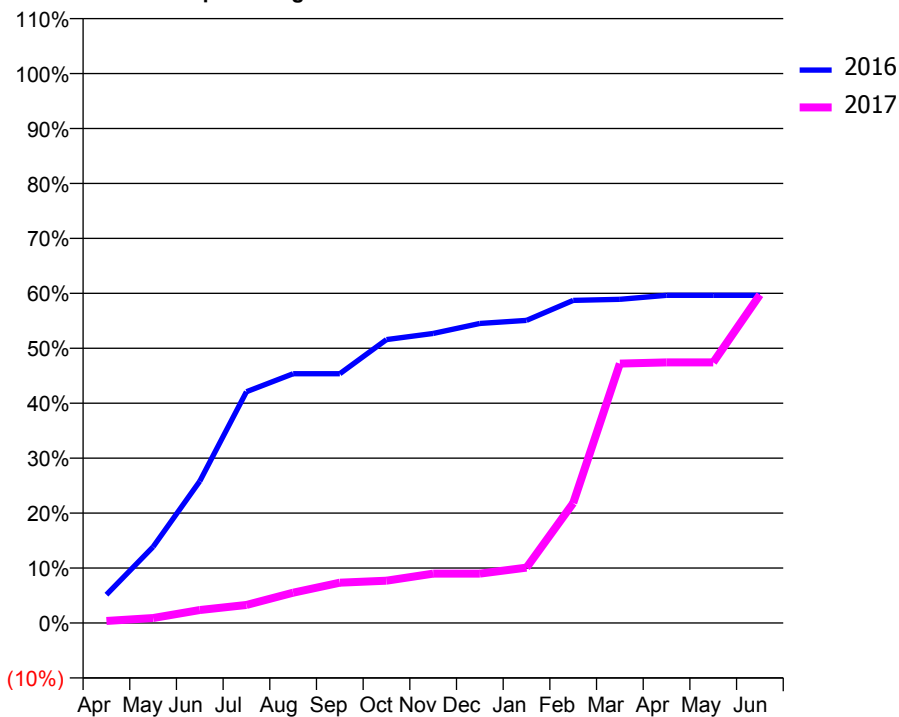
### ACCESS\*

Patients seen in 24 months	Total	Change since previous quarter
Quarter ending March 2016	226	
Quarter ending June 2016	193	↓
Quarter ending September 2016	177	↓
Quarter ending December 2016	127	↓
Quarter ending March 2017	179	↑
<b>Variance since March 2016</b>	<b>(20.8%)</b>	<b>↓</b>



### ACTIVITY

Cumulative percentage of contracted UDA delivered 2016 & 2017



Month	Adjusted Scheduled Activity (UDA)	
	2016	2017
April	28	2
May	76	5
June	141	13
July	230	18
August	248	30
September	248	40
October	282	42
November	288	49
December	298	49
January	301	55
February	321	119
March	322	258
April	326	259
May	326	259
June	326	327

### QUALITY

	Quantity	Base Number	Contract	AT	Region	England
% of FP17s for the same patient ID Re-attending within 3 months - Children	1	68	1.5%	11.2%	12.0%	12.3%
% of FP17s for the same patient ID Re-attending within 3 months - Adults	3	107	2.8%	15.2%	16.0%	16.7%
% of FP17s for the same patient ID Re-attending between 3 & 9 months - Children	36	68	52.9%	58.8%	58.8%	57.6%
% of FP17s for the same patient ID Re-attending between 3 & 9 months - Adults	9	107	8.4%	49.2%	51.2%	50.1%
% of FP17s for Band 1 Urgent Courses	9	206	4.4%	9.5%	8.0%	9.1%
% of FP17s Relating to Free Repair or Replacements	0	206	0.0%	0.8%	0.8%	0.8%
% of FP17s Relating to Continuations	2	206	1.0%	1.3%	1.2%	1.2%
% of Patients satisfied with the dentistry they have received	0	0	N/A	91.9%	92.7%	92.8%
% of Patients satisfied with the time they had to wait for an appointment	0	0	N/A	86.5%	89.1%	88.7%

\* This is based on patients treated on this contract for their most recent course of treatment. Figures in italics indicate the base number of FP17s or Patient Questionnaire responses are less than 100. N/A is shown where the base number of responses is less than 10 during the period. % is calculated as Quantity/Base number\*100

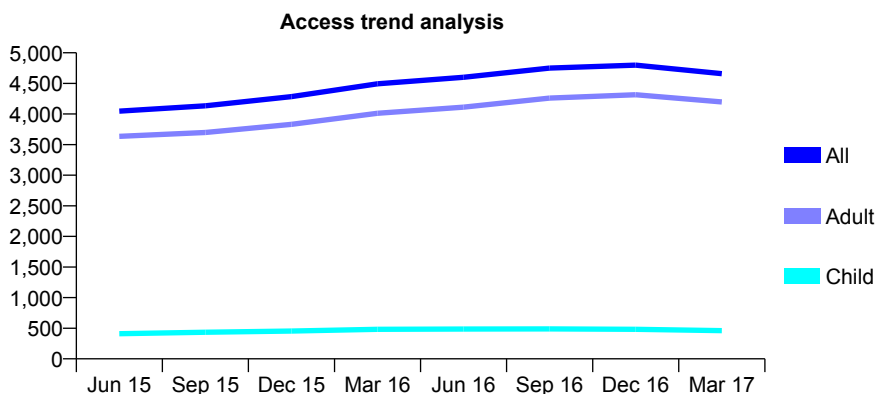
## Q56 - Vital Signs At a Glance Contract Report for 132225/0001 - Year end March 2017

Name or company name	Peterborough Dental Access Centre
Contract type name	PDS Contract
Purpose of contract	General
Contract start date	01/04/2006
Contract end date	31/03/2018

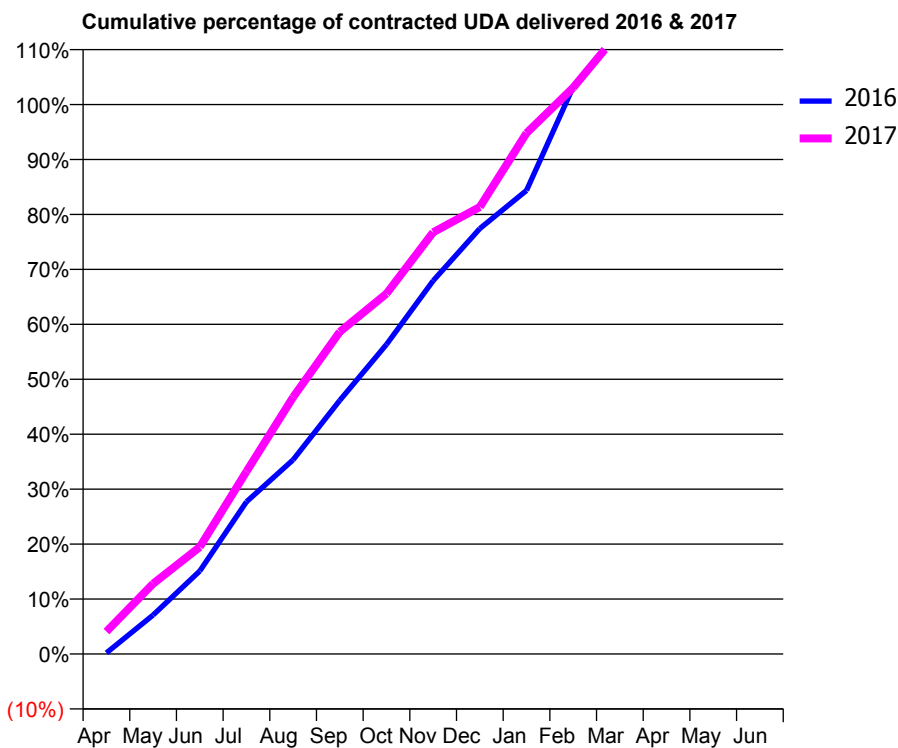
16/17 Contracted general activity (UDA)	4,000
Carry forward general activity (UDA)	0
16/17 Contracted orthodontic activity (UOA)	0
Carry forward orthodontic activity (UOA)	0
Baseline contract value	£190,374.45

### ACCESS\*

Patients seen in 24 months	Total	Change since previous quarter
Quarter ending March 2016	4,493	
Quarter ending June 2016	4,600	↑
Quarter ending September 2016	4,750	↑
Quarter ending December 2016	4,798	→
Quarter ending March 2017	4,658	↓
<b>Variance since March 2016</b>	<b>3.7%</b>	<b>↑</b>



### ACTIVITY



Month	Adjusted Scheduled Activity (UDA)	
	2016	2017
April	8	164
May	284	512
June	604	779
July	1,108	1,328
August	1,414	1,870
September	1,847	2,345
October	2,253	2,624
November	2,717	3,070
December	3,097	3,254
January	3,375	3,792
February	4,128	4,123
March	4,534	4,532
April	4,668	4,635
May	4,669	4,636
June	4,669	4,636

### QUALITY

	Quantity	Base Number	Contract	AT	Region	England
% of FP17s for the same patient ID Re-attending within 3 months - Children	47	590	8.0%	11.2%	12.0%	12.3%
% of FP17s for the same patient ID Re-attending within 3 months - Adults	293	3,847	7.6%	15.2%	16.0%	16.7%
% of FP17s for the same patient ID Re-attending between 3 & 9 months - Children	43	590	7.3%	58.8%	58.8%	57.6%
% of FP17s for the same patient ID Re-attending between 3 & 9 months - Adults	233	3,847	6.1%	49.2%	51.2%	50.1%
% of FP17s for Band 1 Urgent Courses	3,716	3,774	98.5%	9.5%	8.0%	9.1%
% of FP17s Relating to Free Repair or Replacements	0	3,774	0.0%	0.8%	0.8%	0.8%
% of FP17s Relating to Continuations	0	3,774	0.0%	1.3%	1.2%	1.2%
% of Patients satisfied with the dentistry they have received	2	2	N/A	91.9%	92.7%	92.8%
% of Patients satisfied with the time they had to wait for an appointment	2	2	N/A	86.5%	89.1%	88.7%

\* This is based on patients treated on this contract for their most recent course of treatment. Figures in italics indicate the base number of FP17s or Patient Questionnaire responses are less than 100. N/A is shown where the base number of responses is less than 10 during the period. % is calculated as Quantity/Base number\*100

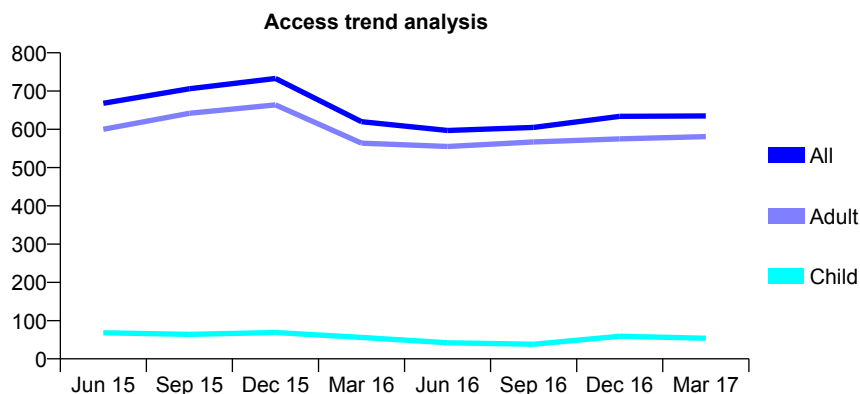
## Q56 - Vital Signs At a Glance Contract Report for 132225/0002 - Year end March 2017

Name or company name	Peterborough Dental Access Centre
Contract type name	PDS Contract
Purpose of contract	General
Contract start date	01/04/2011
Contract end date	31/03/2018

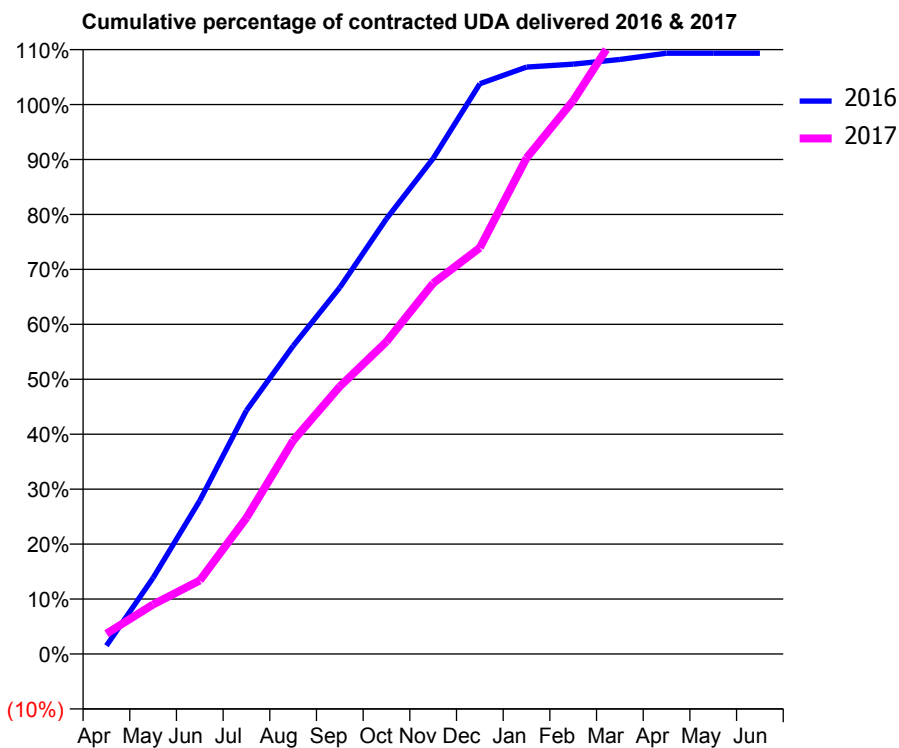
16/17 Contracted general activity (UDA)	632
Carry forward general activity (UDA)	0
16/17 Contracted orthodontic activity (UOA)	0
Carry forward orthodontic activity (UOA)	0
Baseline contract value	£36,763.43

### ACCESS\*

Patients seen in 24 months	Total	Change since previous quarter
Quarter ending March 2016	620	
Quarter ending June 2016	597	↓
Quarter ending September 2016	605	→
Quarter ending December 2016	634	↑
Quarter ending March 2017	635	→
<b>Variance since March 2016</b>	<b>2.4%</b>	<b>↑</b>



### ACTIVITY



Month	Adjusted Scheduled Activity (UDA)	
	2016	2017
April	10	23
May	88	57
June	176	85
July	280	157
August	354	245
September	422	308
October	501	359
November	570	426
December	656	467
January	675	570
February	678	636
March	684	719
April	691	734
May	691	734
June	691	734

### QUALITY

	Quantity	Base Number	Contract	AT	Region	England
% of FP17s for the same patient ID Re-attending within 3 months - Children	0	67	0.0%	11.2%	12.0%	12.3%
% of FP17s for the same patient ID Re-attending within 3 months - Adults	5	534	0.9%	15.2%	16.0%	16.7%
% of FP17s for the same patient ID Re-attending between 3 & 9 months - Children	0	67	0.0%	58.8%	58.8%	57.6%
% of FP17s for the same patient ID Re-attending between 3 & 9 months - Adults	2	534	0.4%	49.2%	51.2%	50.1%
% of FP17s for Band 1 Urgent Courses	603	607	99.3%	9.5%	8.0%	9.1%
% of FP17s Relating to Free Repair or Replacements	0	607	0.0%	0.8%	0.8%	0.8%
% of FP17s Relating to Continuations	0	607	0.0%	1.3%	1.2%	1.2%
% of Patients satisfied with the dentistry they have received	0	0	N/A	91.9%	92.7%	92.8%
% of Patients satisfied with the time they had to wait for an appointment	0	0	N/A	86.5%	89.1%	88.7%

\* This is based on patients treated on this contract for their most recent course of treatment. Figures in italics indicate the base number of FP17s or Patient Questionnaire responses are less than 100. N/A is shown where the base number of responses is less than 10 during the period. % is calculated as Quantity/Base number\*100

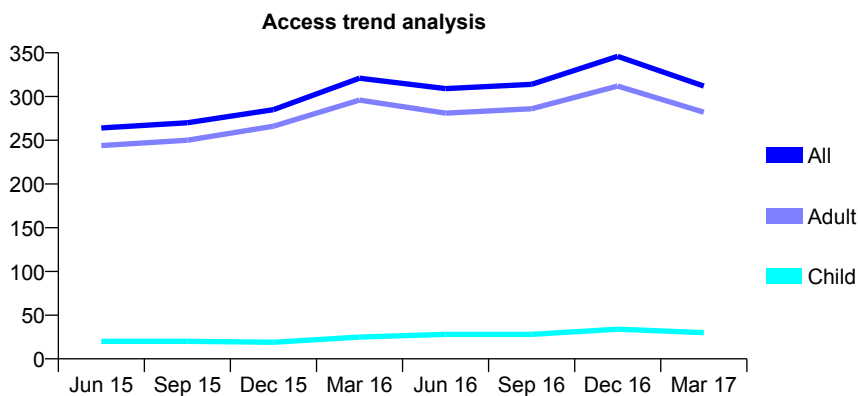
## Q56 - Vital Signs At a Glance Contract Report for 132225/0003 - Year end March 2017

Name or company name	Peterborough Dental Access Centre
Contract type name	PDS Contract
Purpose of contract	General
Contract start date	01/04/2011
Contract end date	31/03/2018

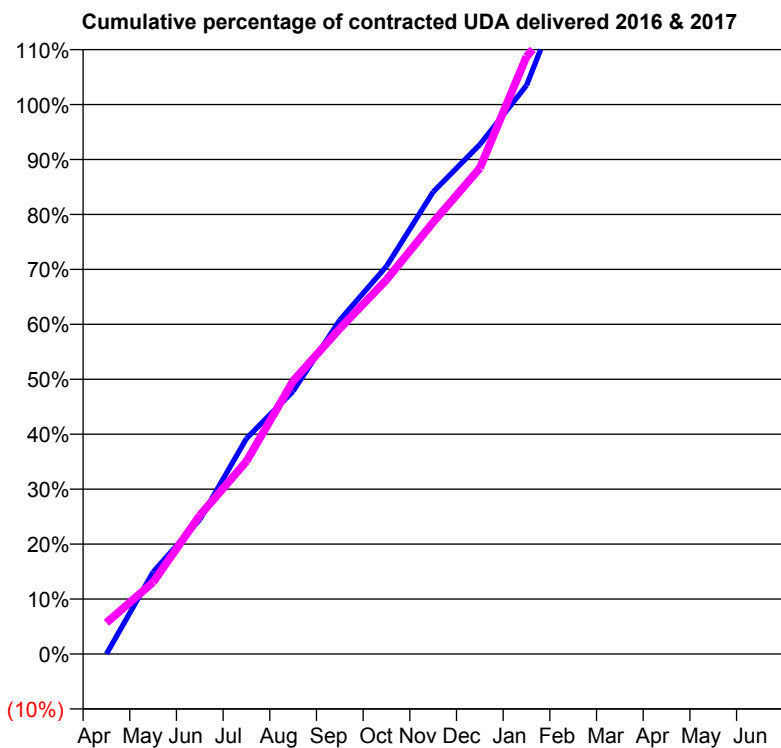
16/17 Contracted general activity (UDA)	390
Carry forward general activity (UDA)	0
16/17 Contracted orthodontic activity (UOA)	0
Carry forward orthodontic activity (UOA)	0
Baseline contract value	£34,372.11

### ACCESS\*

Patients seen in 24 months	Total	Change since previous quarter
Quarter ending March 2016	321	
Quarter ending June 2016	309	↓
Quarter ending September 2016	314	→
Quarter ending December 2016	346	↑
Quarter ending March 2017	312	↓
<b>Variance since March 2016</b>	<b>(2.8%)</b>	<b>↓</b>



### ACTIVITY



Month	Adjusted Scheduled Activity (UDA)	
	2016	2017
April	0	22
May	58	51
June	95	98
July	153	137
August	187	194
September	237	231
October	275	266
November	328	306
December	362	345
January	404	424
February	488	461
March	521	497
April	569	516
May	568	516
June	568	516

### QUALITY

	Quantity	Base Number	Contract	AT	Region	England
% of FP17s for the same patient ID Re-attending within 3 months - Children	0	76	0.0%	11.2%	12.0%	12.3%
% of FP17s for the same patient ID Re-attending within 3 months - Adults	2	373	0.5%	15.2%	16.0%	16.7%
% of FP17s for the same patient ID Re-attending between 3 & 9 months - Children	0	76	0.0%	58.8%	58.8%	57.6%
% of FP17s for the same patient ID Re-attending between 3 & 9 months - Adults	1	373	0.3%	49.2%	51.2%	50.1%
% of FP17s for Band 1 Urgent Courses	420	426	98.6%	9.5%	8.0%	9.1%
% of FP17s Relating to Free Repair or Replacements	0	426	0.0%	0.8%	0.8%	0.8%
% of FP17s Relating to Continuations	0	426	0.0%	1.3%	1.2%	1.2%
% of Patients satisfied with the dentistry they have received	0	0	N/A	91.9%	92.7%	92.8%
% of Patients satisfied with the time they had to wait for an appointment	0	0	N/A	86.5%	89.1%	88.7%

\* This is based on patients treated on this contract for their most recent course of treatment. Figures in italics indicate the base number of FP17s or Patient Questionnaire responses are less than 100. N/A is shown where the base number of responses is less than 10 during the period. % is calculated as Quantity/Base number\*100

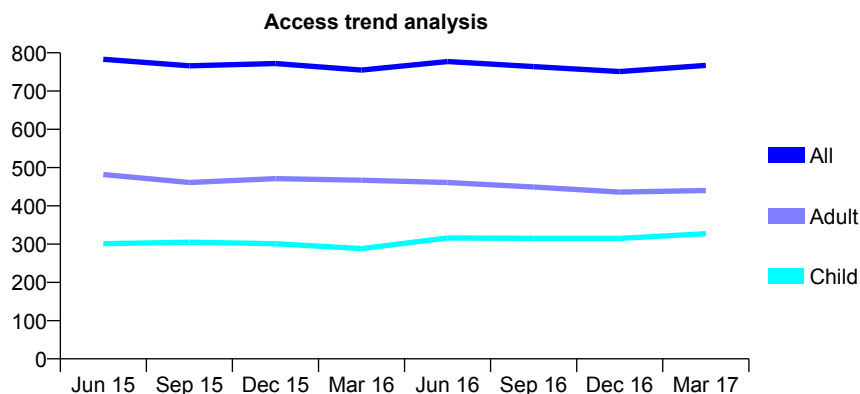
## Q56 - Vital Signs At a Glance Contract Report for 132225/0004 - Year end March 2017

Name or company name	Peterborough Dental Access Centre
Contract type name	PDS Contract
Purpose of contract	General
Contract start date	01/04/2011
Contract end date	31/03/2018

16/17 Contracted general activity (UDA)	1,475
Carry forward general activity (UDA)	0
16/17 Contracted orthodontic activity (UOA)	0
Carry forward orthodontic activity (UOA)	0
Baseline contract value	£109,200.90

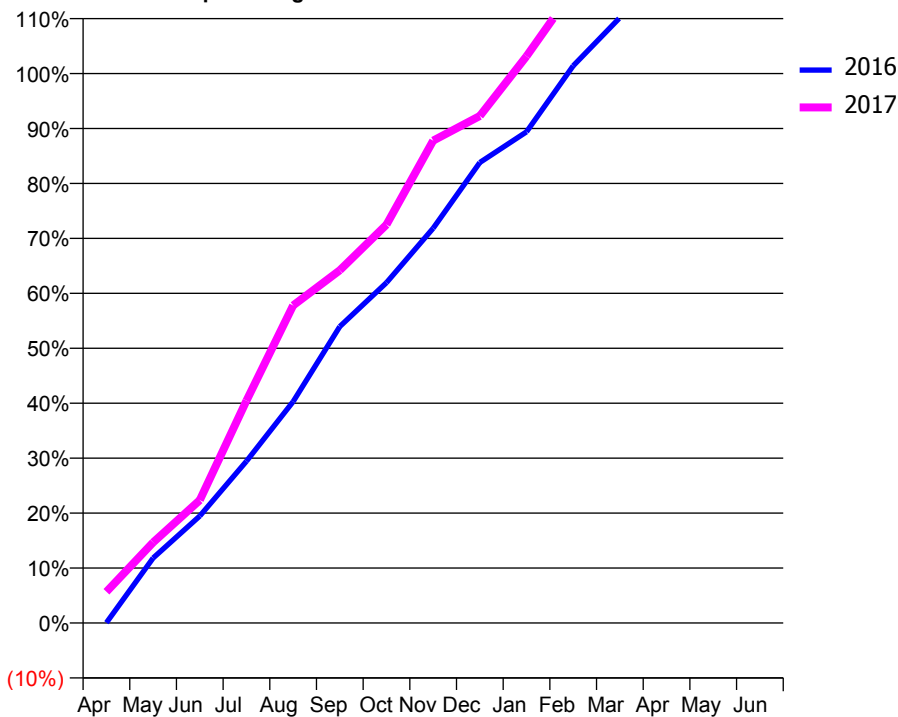
### ACCESS\*

Patients seen in 24 months	Total	Change since previous quarter
Quarter ending March 2016	755	
Quarter ending June 2016	777	↑
Quarter ending September 2016	764	↓
Quarter ending December 2016	751	↓
Quarter ending March 2017	767	↑
<b>Variance since March 2016</b>	1.6%	→



### ACTIVITY

Cumulative percentage of contracted UDA delivered 2016 & 2017



Month	Adjusted Scheduled Activity (UDA)	
	2016	2017
April	1	84
May	175	216
June	287	330
July	434	597
August	594	852
September	796	947
October	914	1,069
November	1,060	1,295
December	1,236	1,361
January	1,318	1,521
February	1,496	1,698
March	1,625	1,930
April	1,661	2,011
May	1,659	2,011
June	1,659	2,011

### QUALITY

	Quantity	Base Number	Contract	AT	Region	England
% of FP17s for the same patient ID Re-attending within 3 months - Children	58	575	10.1%	11.2%	12.0%	12.3%
% of FP17s for the same patient ID Re-attending within 3 months - Adults	46	564	8.2%	15.2%	16.0%	16.7%
% of FP17s for the same patient ID Re-attending between 3 & 9 months - Children	153	575	26.6%	58.8%	58.8%	57.6%
% of FP17s for the same patient ID Re-attending between 3 & 9 months - Adults	258	564	45.7%	49.2%	51.2%	50.1%
% of FP17s for Band 1 Urgent Courses	57	1,160	4.9%	9.5%	8.0%	9.1%
% of FP17s Relating to Free Repair or Replacements	0	1,160	0.0%	0.8%	0.8%	0.8%
% of FP17s Relating to Continuations	2	1,160	0.2%	1.3%	1.2%	1.2%
% of Patients satisfied with the dentistry they have received	1	1	N/A	91.9%	92.7%	92.8%
% of Patients satisfied with the time they had to wait for an appointment	1	1	N/A	86.5%	89.1%	88.7%

\* This is based on patients treated on this contract for their most recent course of treatment. Figures in italics indicate the base number of FP17s or Patient Questionnaire responses are less than 100. N/A is shown where the base number of responses is less than 10 during the period. % is calculated as Quantity/Base number\*100

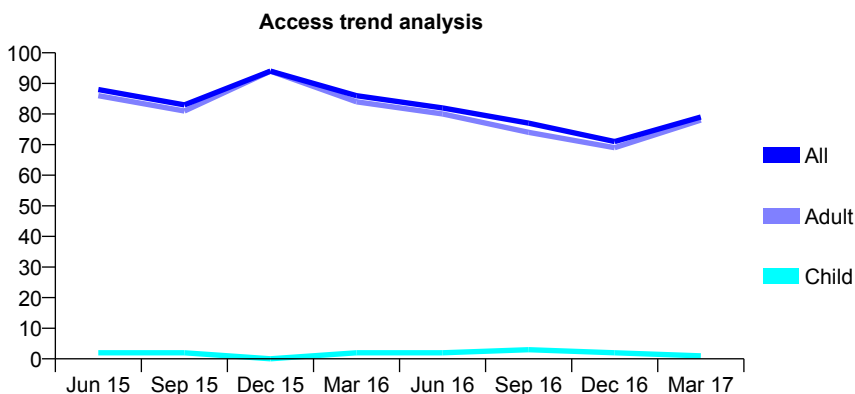
## Q56 - Vital Signs At a Glance Contract Report for 132225/0005 - Year end March 2017

Name or company name	Peterborough Dental Access Centre
Contract type name	PDS Contract
Purpose of contract	General
Contract start date	01/04/2011
Contract end date	31/03/2018

16/17 Contracted general activity (UDA)	148
Carry forward general activity (UDA)	0
16/17 Contracted orthodontic activity (UOA)	0
Carry forward orthodontic activity (UOA)	0
Baseline contract value	£13,011.03

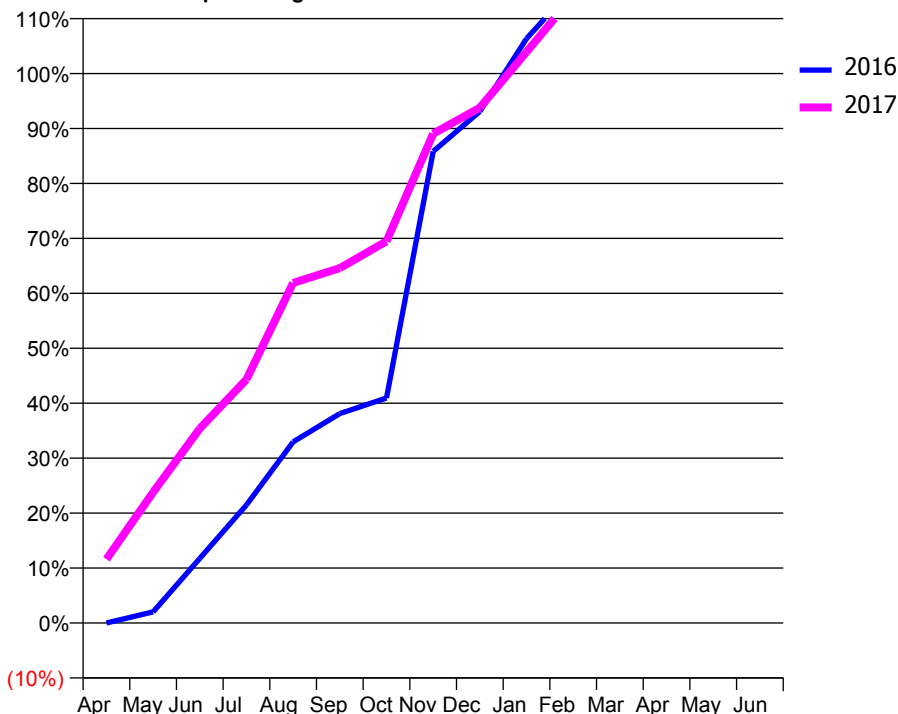
### ACCESS\*

Patients seen in 24 months	Total	Change since previous quarter
Quarter ending March 2016	86	
Quarter ending June 2016	82	↓
Quarter ending September 2016	77	↓
Quarter ending December 2016	71	↓
Quarter ending March 2017	79	↑
<b>Variance since March 2016</b>	<b>(8.1%)</b>	<b>↓</b>



### ACTIVITY

Cumulative percentage of contracted UDA delivered 2016 & 2017



Month	Adjusted Scheduled Activity (UDA)	
	2016	2017
April	0	17
May	3	35
June	17	52
July	32	66
August	49	92
September	56	96
October	61	103
November	127	132
December	138	139
January	157	154
February	171	169
March	180	187
April	182	200
May	182	200
June	182	200

### QUALITY

	Quantity	Base Number	Contract	AT	Region	England
% of FP17s for the same patient ID Re-attending within 3 months - Children	0	5	0.0%	11.2%	12.0%	12.3%
% of FP17s for the same patient ID Re-attending within 3 months - Adults	8	67	11.9%	15.2%	16.0%	16.7%
% of FP17s for the same patient ID Re-attending between 3 & 9 months - Children	0	5	0.0%	58.8%	58.8%	57.6%
% of FP17s for the same patient ID Re-attending between 3 & 9 months - Adults	16	67	23.9%	49.2%	51.2%	50.1%
% of FP17s for Band 1 Urgent Courses	6	72	8.3%	9.5%	8.0%	9.1%
% of FP17s Relating to Free Repair or Replacements	0	72	0.0%	0.8%	0.8%	0.8%
% of FP17s Relating to Continuations	0	72	0.0%	1.3%	1.2%	1.2%
% of Patients satisfied with the dentistry they have received	0	0	N/A	91.9%	92.7%	92.8%
% of Patients satisfied with the time they had to wait for an appointment	0	0	N/A	86.5%	89.1%	88.7%

\* This is based on patients treated on this contract for their most recent course of treatment. Figures in italics indicate the base number of FP17s or Patient Questionnaire responses are less than 100. N/A is shown where the base number of responses is less than 10 during the period. % is calculated as Quantity/Base number\*100



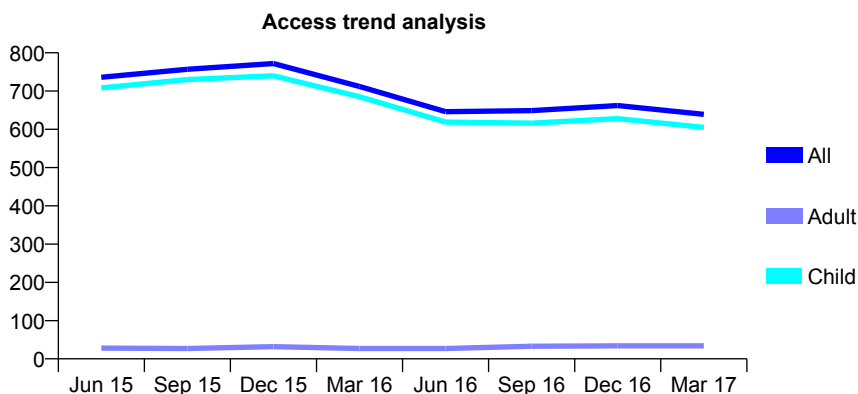
## Q56 - Vital Signs At a Glance Contract Report for 132225/0006 - Year end March 2017

Name or company name	Peterborough Dental Access Centre
Contract type name	PDS Contract
Purpose of contract	General
Contract start date	01/04/2011
Contract end date	31/03/2018

16/17 Contracted general activity (UDA)	1,416
Carry forward general activity (UDA)	0
16/17 Contracted orthodontic activity (UOA)	0
Carry forward orthodontic activity (UOA)	0
Baseline contract value	£602,152.27

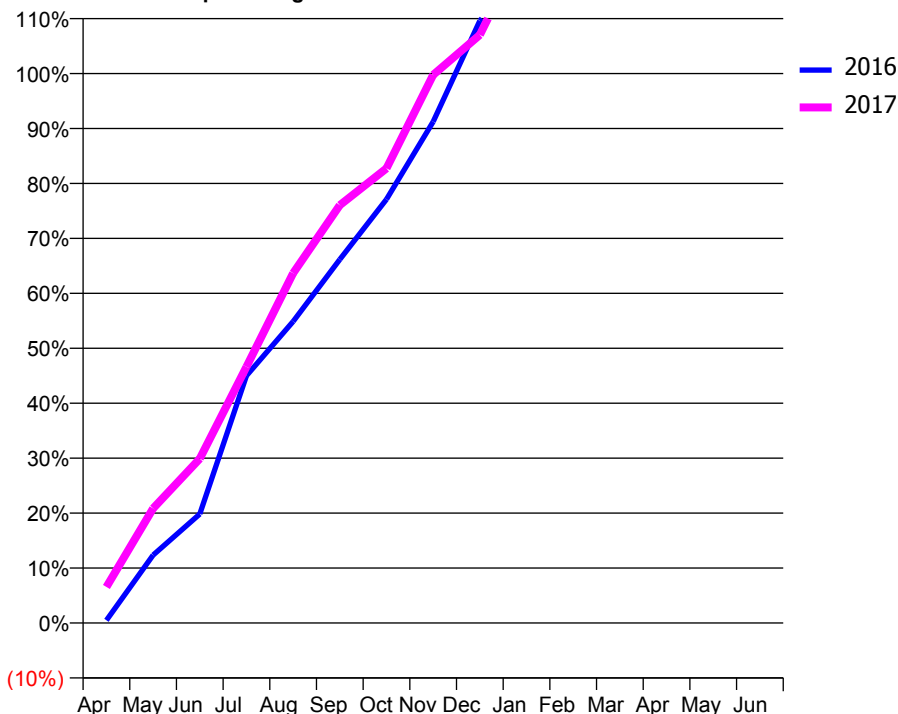
### ACCESS\*

Patients seen in 24 months	Total	Change since previous quarter
Quarter ending March 2016	712	
Quarter ending June 2016	646	↓
Quarter ending September 2016	649	→
Quarter ending December 2016	662	↑
Quarter ending March 2017	639	↓
<b>Variance since March 2016</b>	<b>(10.3%)</b>	<b>↓</b>



### ACTIVITY

Cumulative percentage of contracted UDA delivered 2016 & 2017



Month	Adjusted Scheduled Activity (UDA)	
	2016	2017
April	7	93
May	175	295
June	281	423
July	637	660
August	777	902
September	937	1,077
October	1,092	1,172
November	1,292	1,413
December	1,552	1,516
January	1,681	1,757
February	1,998	1,892
March	2,198	2,155
April	2,237	2,225
May	2,237	2,225
June	2,237	2,225

### QUALITY

	Quantity	Base Number	Contract	AT	Region	England
% of FP17s for the same patient ID Re-attending within 3 months - Children	0	728	0.0%	11.2%	12.0%	12.3%
% of FP17s for the same patient ID Re-attending within 3 months - Adults	0	38	0.0%	15.2%	16.0%	16.7%
% of FP17s for the same patient ID Re-attending between 3 & 9 months - Children	2	728	0.3%	58.8%	58.8%	57.6%
% of FP17s for the same patient ID Re-attending between 3 & 9 months - Adults	1	38	2.6%	49.2%	51.2%	50.1%
% of FP17s for Band 1 Urgent Courses	6	777	0.8%	9.5%	8.0%	9.1%
% of FP17s Relating to Free Repair or Replacements	0	777	0.0%	0.8%	0.8%	0.8%
% of FP17s Relating to Continuations	0	777	0.0%	1.3%	1.2%	1.2%
% of Patients satisfied with the dentistry they have received	0	0	N/A	91.9%	92.7%	92.8%
% of Patients satisfied with the time they had to wait for an appointment	0	0	N/A	86.5%	89.1%	88.7%

\* This is based on patients treated on this contract for their most recent course of treatment. Figures in italics indicate the base number of FP17s or Patient Questionnaire responses are less than 100. N/A is shown where the base number of responses is less than 10 during the period. % is calculated as Quantity/Base number\*100

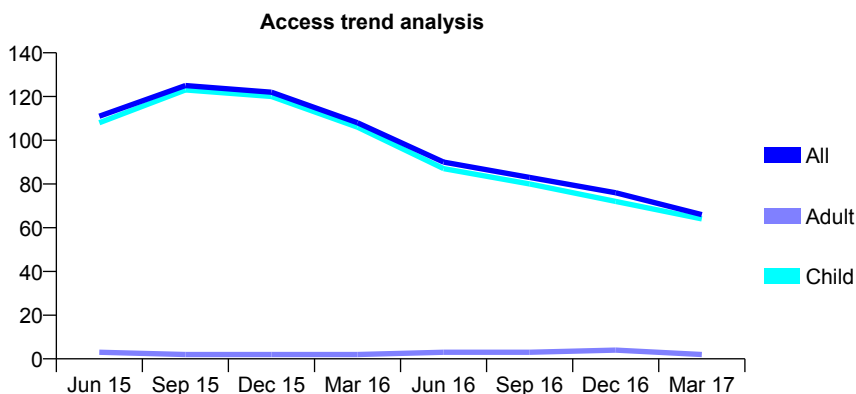
## Q56 - Vital Signs At a Glance Contract Report for 132225/0007 - Year end March 2017

Name or company name	Peterborough Dental Access Centre
Contract type name	PDS Contract
Purpose of contract	General
Contract start date	01/04/2011
Contract end date	31/03/2018

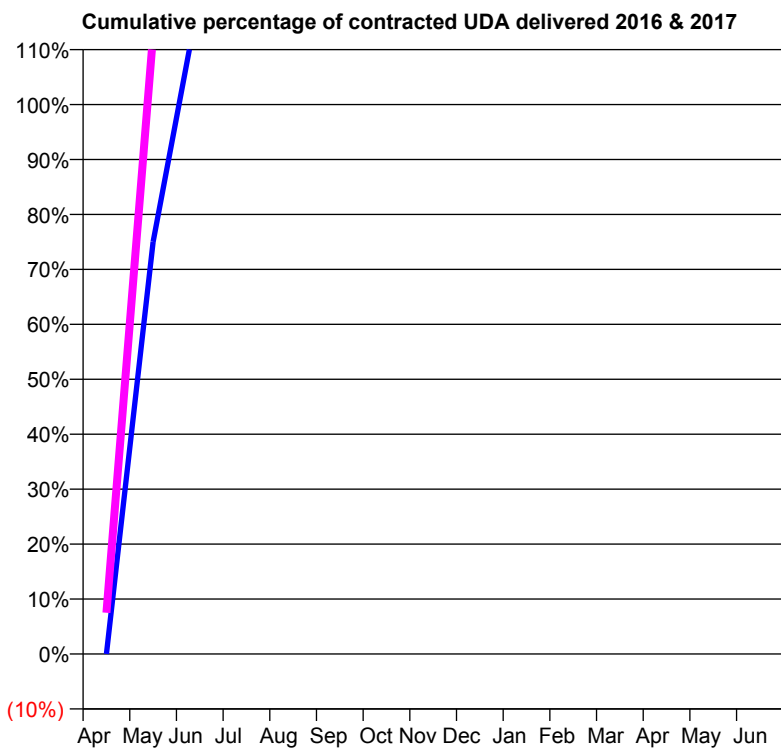
16/17 Contracted general activity (UDA)	40
Carry forward general activity (UDA)	0
16/17 Contracted orthodontic activity (UOA)	0
Carry forward orthodontic activity (UOA)	0
Baseline contract value	£13,428.29

### ACCESS\*

Patients seen in 24 months	Total	Change since previous quarter
Quarter ending March 2016	108	
Quarter ending June 2016	90	↓
Quarter ending September 2016	83	↓
Quarter ending December 2016	76	↓
Quarter ending March 2017	66	↓
<b>Variance since March 2016</b>	<b>(38.9%)</b>	↓



### ACTIVITY



Month	Adjusted Scheduled Activity (UDA)	
	2016	2017
April	0	3
May	30	45
June	48	54
July	117	75
August	156	100
September	171	112
October	202	133
November	220	153
December	245	165
January	280	171
February	302	184
March	305	206
April	329	212
May	329	212
June	329	212

### QUALITY

	Quantity	Base Number	Contract	AT	Region	England
% of FP17s for the same patient ID Re-attending within 3 months - Children	0	78	0.0%	11.2%	12.0%	12.3%
% of FP17s for the same patient ID Re-attending within 3 months - Adults	0	2	0.0%	15.2%	16.0%	16.7%
% of FP17s for the same patient ID Re-attending between 3 & 9 months - Children	1	78	1.3%	58.8%	58.8%	57.6%
% of FP17s for the same patient ID Re-attending between 3 & 9 months - Adults	0	2	0.0%	49.2%	51.2%	50.1%
% of FP17s for Band 1 Urgent Courses	1	74	1.4%	9.5%	8.0%	9.1%
% of FP17s Relating to Free Repair or Replacements	0	74	0.0%	0.8%	0.8%	0.8%
% of FP17s Relating to Continuations	0	74	0.0%	1.3%	1.2%	1.2%
% of Patients satisfied with the dentistry they have received	0	0	N/A	91.9%	92.7%	92.8%
% of Patients satisfied with the time they had to wait for an appointment	0	0	N/A	86.5%	89.1%	88.7%

\* This is based on patients treated on this contract for their most recent course of treatment. Figures in italics indicate the base number of FP17s or Patient Questionnaire responses are less than 100. N/A is shown where the base number of responses is less than 10 during the period. % is calculated as Quantity/Base number\*100

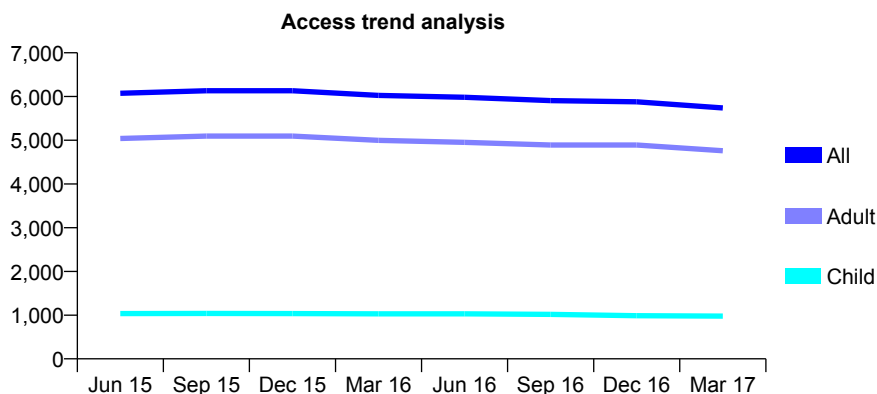
## Q56 - Vital Signs At a Glance Contract Report for 132322/0001 - Year end March 2017

Name or company name	Orford Hill Limited
Contract type name	GDS Contract
Purpose of contract	General
Contract start date	01/12/2012
Contract end date	

16/17 Contracted general activity (UDA)	16,000
Carry forward general activity (UDA)	-240
16/17 Contracted orthodontic activity (UOA)	0
Carry forward orthodontic activity (UOA)	0
Baseline contract value	£415,876.03

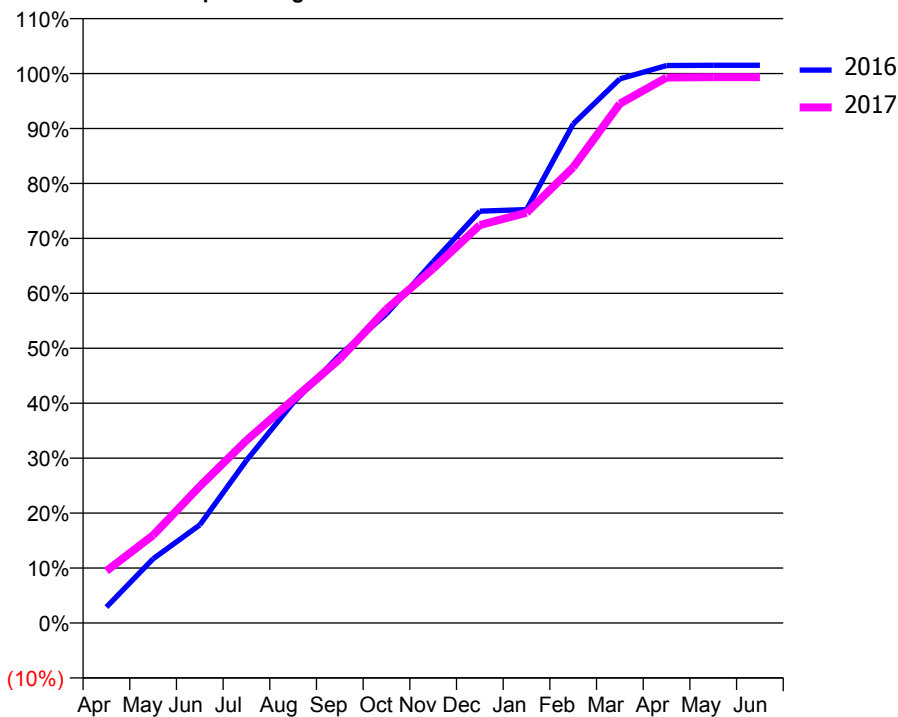
### ACCESS\*

Patients seen in 24 months	Total	Change since previous quarter
Quarter ending March 2016	6,026	
Quarter ending June 2016	5,982	→
Quarter ending September 2016	5,908	↓
Quarter ending December 2016	5,878	→
Quarter ending March 2017	5,739	↓
<b>Variance since March 2016</b>	<b>(4.8%)</b>	<b>↓</b>



### ACTIVITY

Cumulative percentage of contracted UDA delivered 2016 & 2017



Adjusted Scheduled Activity (UDA)

Month	2016	2017
April	465	1,515
May	1,868	2,557
June	2,857	3,983
July	4,733	5,316
August	6,411	6,507
September	7,802	7,689
October	9,002	9,138
November	10,521	10,318
December	11,991	11,588
January	12,039	11,946
February	14,531	13,270
March	15,842	15,120
April	16,232	15,884
May	16,239	15,893
June	16,240	15,895

### QUALITY

	Quantity	Base Number	Contract	AT	Region	England
% of FP17s for the same patient ID Re-attending within 3 months - Children	117	1,594	7.3%	11.2%	12.0%	12.3%
% of FP17s for the same patient ID Re-attending within 3 months - Adults	1,230	7,467	16.5%	15.2%	16.0%	16.7%
% of FP17s for the same patient ID Re-attending between 3 & 9 months - Children	1,034	1,594	64.9%	58.8%	58.8%	57.6%
% of FP17s for the same patient ID Re-attending between 3 & 9 months - Adults	4,156	7,467	55.7%	49.2%	51.2%	50.1%
% of FP17s for Band 1 Urgent Courses	650	9,177	7.1%	9.5%	8.0%	9.1%
% of FP17s Relating to Free Repair or Replacements	140	9,177	1.5%	0.8%	0.8%	0.8%
% of FP17s Relating to Continuations	120	9,177	1.3%	1.3%	1.2%	1.2%
% of Patients satisfied with the dentistry they have received	10	12	83.3%	91.9%	92.7%	92.8%
% of Patients satisfied with the time they had to wait for an appointment	9	12	75.0%	86.5%	89.1%	88.7%

\* This is based on patients treated on this contract for their most recent course of treatment. Figures in italics indicate the base number of FP17s or Patient Questionnaire responses are less than 100. N/A is shown where the base number of responses is less than 10 during the period. % is calculated as Quantity/Base number\*100

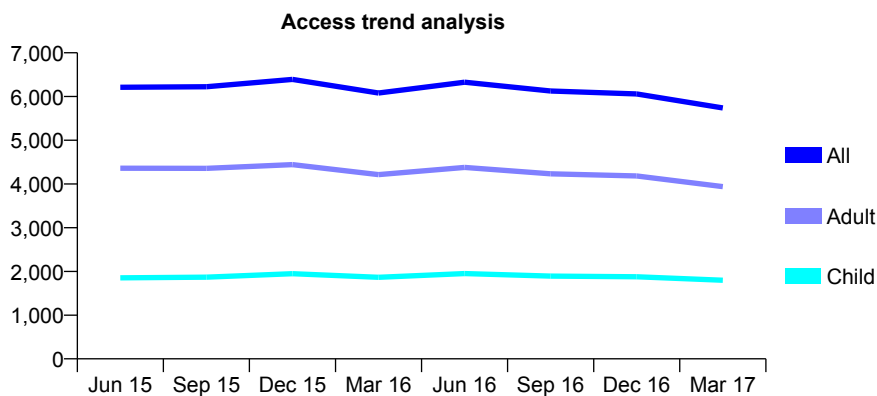
## Q56 - Vital Signs At a Glance Contract Report for 132454/0001 - Year end March 2017

Name or company name	1A Bretton
Contract type name	PDS Plus Contract
Purpose of contract	General
Contract start date	04/05/2010
Contract end date	31/03/2018

16/17 Contracted general activity (UDA)	21,000
Carry forward general activity (UDA)	0
16/17 Contracted orthodontic activity (UOA)	0
Carry forward orthodontic activity (UOA)	0
Baseline contract value	£520,088.74

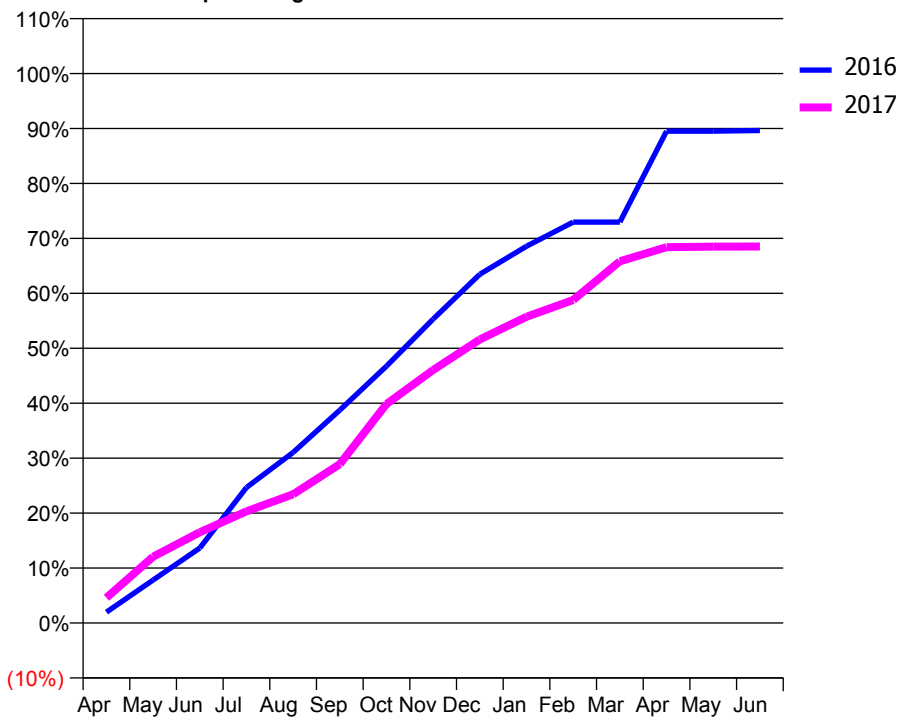
### ACCESS\*

Patients seen in 24 months	Total	Change since previous quarter
Quarter ending March 2016	6,079	
Quarter ending June 2016	6,328	↑
Quarter ending September 2016	6,127	↓
Quarter ending December 2016	6,060	↓
Quarter ending March 2017	5,739	↓
<b>Variance since March 2016</b>	<b>(5.6%)</b>	<b>↓</b>



### ACTIVITY

Cumulative percentage of contracted UDA delivered 2016 & 2017



Adjusted Scheduled Activity (UDA)

Month	2016	2017
April	413	966
May	1,642	2,536
June	2,868	3,468
July	5,178	4,268
August	6,520	4,922
September	8,138	6,072
October	9,820	8,370
November	11,617	9,668
December	13,328	10,838
January	14,401	11,704
February	15,321	12,344
March	15,321	13,825
April	18,795	14,364
May	18,799	14,385
June	18,823	14,391

### QUALITY

	Quantity	Base Number	Contract	AT	Region	England
% of FP17s for the same patient ID Re-attending within 3 months - Children	221	2,676	8.3%	11.2%	12.0%	12.3%
% of FP17s for the same patient ID Re-attending within 3 months - Adults	739	5,273	14.0%	15.2%	16.0%	16.7%
% of FP17s for the same patient ID Re-attending between 3 & 9 months - Children	1,507	2,676	56.3%	58.8%	58.8%	57.6%
% of FP17s for the same patient ID Re-attending between 3 & 9 months - Adults	2,042	5,273	38.7%	49.2%	51.2%	50.1%
% of FP17s for Band 1 Urgent Courses	508	6,700	7.6%	9.5%	8.0%	9.1%
% of FP17s Relating to Free Repair or Replacements	25	6,700	0.4%	0.8%	0.8%	0.8%
% of FP17s Relating to Continuations	174	6,700	2.6%	1.3%	1.2%	1.2%
% of Patients satisfied with the dentistry they have received	1	1	N/A	91.9%	92.7%	92.8%
% of Patients satisfied with the time they had to wait for an appointment	1	1	N/A	86.5%	89.1%	88.7%

\* This is based on patients treated on this contract for their most recent course of treatment. Figures in italics indicate the base number of FP17s or Patient Questionnaire responses are less than 100. N/A is shown where the base number of responses is less than 10 during the period. % is calculated as Quantity/Base number\*100

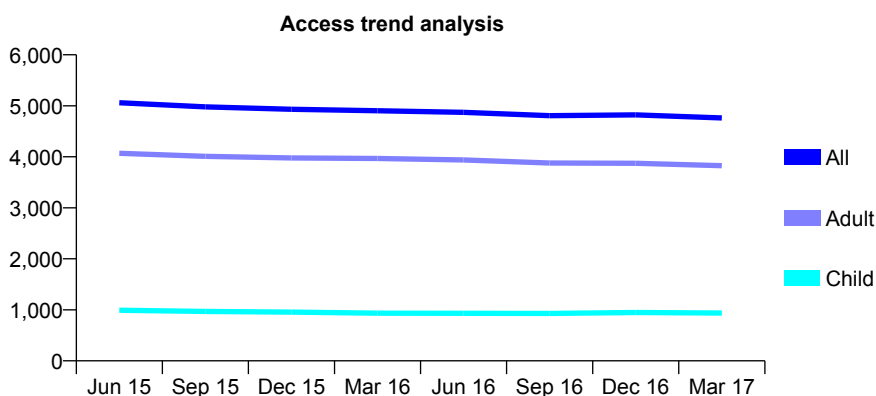
## Q56 - Vital Signs At a Glance Contract Report for 133582/0001 - Year end March 2017

Name or company name	Dr Horan & Dr Simkiene
Contract type name	GDS Contract
Purpose of contract	General and Orthodontic
Contract start date	01/05/2013
Contract end date	

16/17 Contracted general activity (UDA)	15,998
Carry forward general activity (UDA)	0
16/17 Contracted orthodontic activity (UOA)	4,054
Carry forward orthodontic activity (UOA)	0
Baseline contract value	£596,575.70

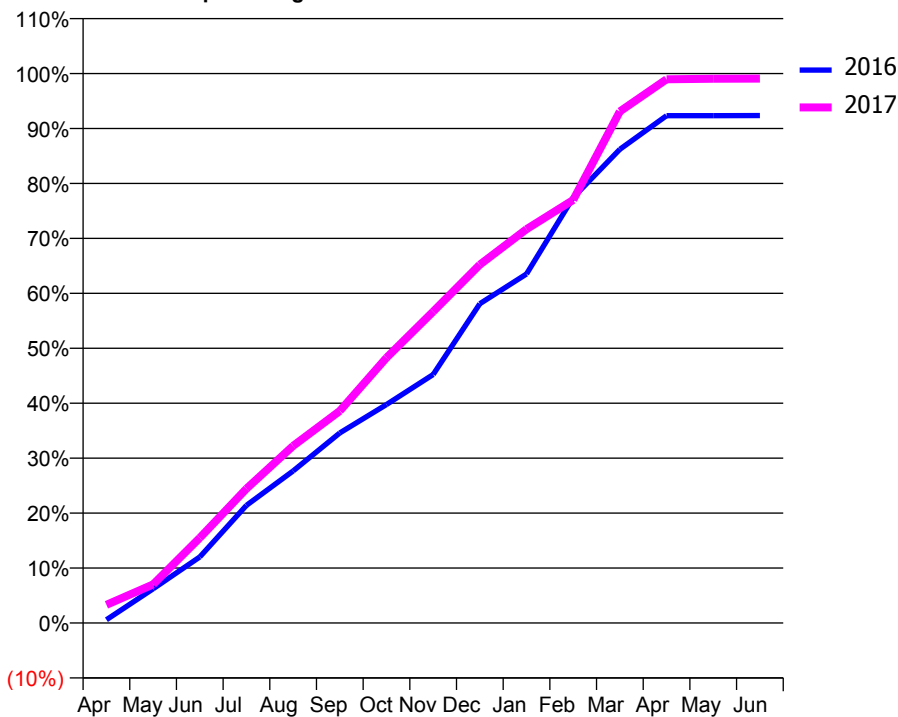
### ACCESS\*

Patients seen in 24 months	Total	Change since previous quarter
Quarter ending March 2016	4,902	
Quarter ending June 2016	4,871	→
Quarter ending September 2016	4,807	↓
Quarter ending December 2016	4,821	→
Quarter ending March 2017	4,762	↓
<b>Variance since March 2016</b>	<b>(2.9%)</b>	↓



### ACTIVITY

Cumulative percentage of contracted UDA delivered 2016 & 2017



Adjusted Scheduled Activity (UDA)

Month	2016	2017
April	96	528
May	996	1,124
June	1,923	2,480
July	3,426	3,912
August	4,427	5,158
September	5,533	6,174
October	6,362	7,724
November	7,235	9,066
December	9,296	10,433
January	10,162	11,464
February	12,387	12,316
March	13,791	14,894
April	14,770	15,829
May	14,770	15,845
June	14,772	15,848

### QUALITY

	Quantity	Base Number	Contract	AT	Region	England
% of FP17s for the same patient ID Re-attending within 3 months - Children	287	1,740	16.5%	11.2%	12.0%	12.3%
% of FP17s for the same patient ID Re-attending within 3 months - Adults	1,008	6,199	16.3%	15.2%	16.0%	16.7%
% of FP17s for the same patient ID Re-attending between 3 & 9 months - Children	545	1,740	31.3%	58.8%	58.8%	57.6%
% of FP17s for the same patient ID Re-attending between 3 & 9 months - Adults	3,562	6,199	57.5%	49.2%	51.2%	50.1%
% of FP17s for Band 1 Urgent Courses	270	7,327	3.7%	9.5%	8.0%	9.1%
% of FP17s Relating to Free Repair or Replacements	53	7,327	0.7%	0.8%	0.8%	0.8%
% of FP17s Relating to Continuations	125	7,327	1.7%	1.3%	1.2%	1.2%
% of Patients satisfied with the dentistry they have received	7	7	N/A	91.9%	92.7%	92.8%
% of Patients satisfied with the time they had to wait for an appointment	6	7	N/A	86.5%	89.1%	88.7%

\* This is based on patients treated on this contract for their most recent course of treatment. Figures in italics indicate the base number of FP17s or Patient Questionnaire responses are less than 100. N/A is shown where the base number of responses is less than 10 during the period. % is calculated as Quantity/Base number\*100

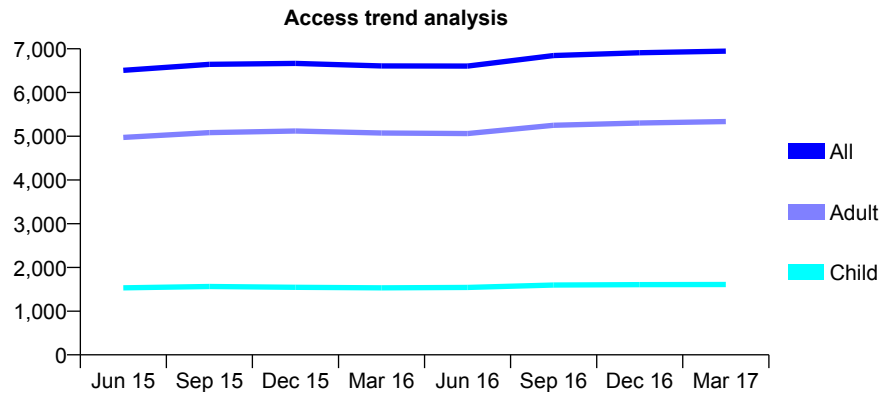
## Q56 - Vital Signs At a Glance Contract Report for 134066/0001 - Year end March 2017

Name or company name	Berners Holdings Ltd
Contract type name	GDS Contract
Purpose of contract	General
Contract start date	01/04/2008
Contract end date	

16/17 Contracted general activity (UDA)	16,932
Carry forward general activity (UDA)	0
16/17 Contracted orthodontic activity (UOA)	0
Carry forward orthodontic activity (UOA)	0
Baseline contract value	£359,948.65

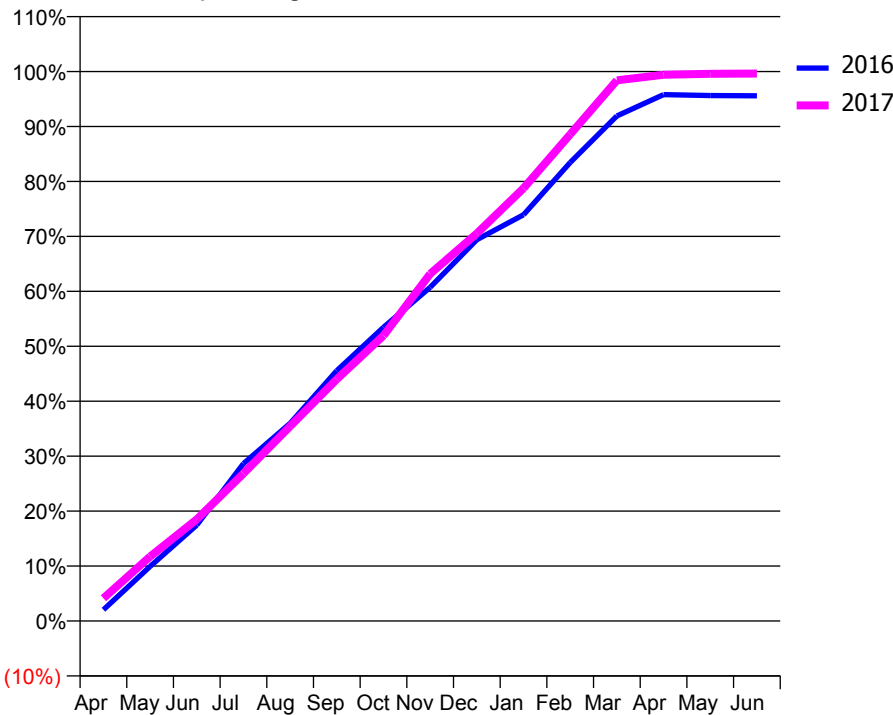
### ACCESS\*

Patients seen in 24 months	Total	Change since previous quarter
Quarter ending March 2016	6,608	
Quarter ending June 2016	6,605	→
Quarter ending September 2016	6,847	↑
Quarter ending December 2016	6,910	→
Quarter ending March 2017	6,947	→
<b>Variance since March 2016</b>	<b>5.1%</b>	<b>↑</b>



### ACTIVITY

Cumulative percentage of contracted UDA delivered 2016 & 2017



Month	Adjusted Scheduled Activity (UDA)	
	2016	2017
April	347	701
May	1,682	1,987
June	2,956	3,135
July	4,851	4,546
August	6,093	6,002
September	7,715	7,452
October	9,048	8,797
November	10,284	10,698
December	11,750	11,943
January	12,519	13,334
February	14,128	14,994
March	15,563	16,658
April	16,222	16,831
May	16,190	16,861
June	16,183	16,870

### QUALITY

	Quantity	Base Number	Contract	AT	Region	England
% of FP17s for the same patient ID Re-attending within 3 months - Children	138	2,214	6.2%	11.2%	12.0%	12.3%
% of FP17s for the same patient ID Re-attending within 3 months - Adults	830	6,346	13.1%	15.2%	16.0%	16.7%
% of FP17s for the same patient ID Re-attending between 3 & 9 months - Children	1,223	2,214	55.2%	58.8%	58.8%	57.6%
% of FP17s for the same patient ID Re-attending between 3 & 9 months - Adults	2,573	6,346	40.5%	49.2%	51.2%	50.1%
% of FP17s for Band 1 Urgent Courses	1,061	8,332	12.7%	9.5%	8.0%	9.1%
% of FP17s Relating to Free Repair or Replacements	127	8,332	1.5%	0.8%	0.8%	0.8%
% of FP17s Relating to Continuations	21	8,332	0.3%	1.3%	1.2%	1.2%
% of Patients satisfied with the dentistry they have received	19	20	95.0%	91.9%	92.7%	92.8%
% of Patients satisfied with the time they had to wait for an appointment	20	20	100.0%	86.5%	89.1%	88.7%

\* This is based on patients treated on this contract for their most recent course of treatment. Figures in italics indicate the base number of FP17s or Patient Questionnaire responses are less than 100. N/A is shown where the base number of responses is less than 10 during the period. % is calculated as Quantity/Base number\*100

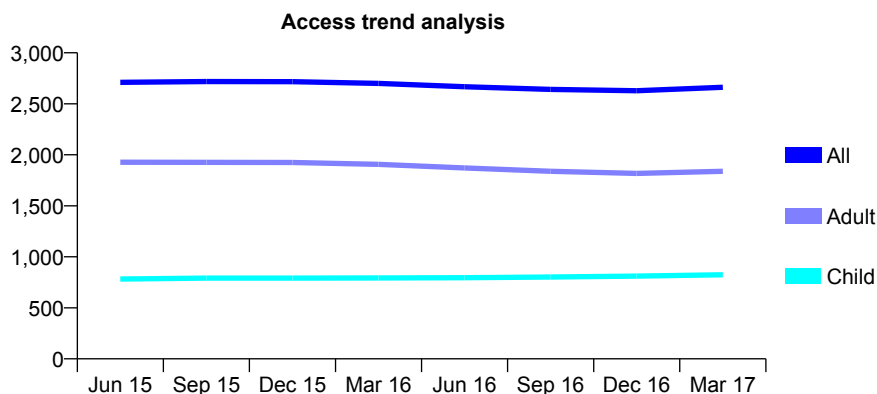
## Q56 - Vital Signs At a Glance Contract Report for 135151/0001 - Year end March 2017

Name or company name	Mr Gawain King and Mrs Antoinette King
Contract type name	GDS Contract
Purpose of contract	General
Contract start date	09/12/2010
Contract end date	

16/17 Contracted general activity (UDA)	7,500
Carry forward general activity (UDA)	36
16/17 Contracted orthodontic activity (UOA)	0
Carry forward orthodontic activity (UOA)	0
Baseline contract value	£199,298.28

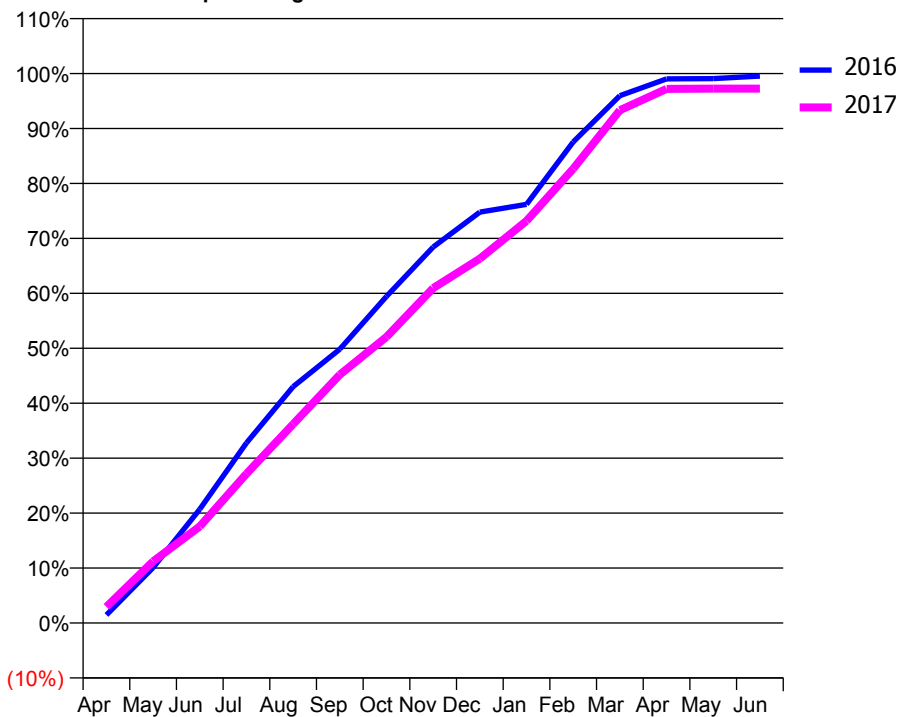
### ACCESS\*

Patients seen in 24 months	Total	Change since previous quarter
Quarter ending March 2016	2,700	
Quarter ending June 2016	2,667	↓
Quarter ending September 2016	2,641	→
Quarter ending December 2016	2,628	→
Quarter ending March 2017	2,662	→
<b>Variance since March 2016</b>	<b>(1.4%)</b>	<b>↓</b>



### ACTIVITY

Cumulative percentage of contracted UDA delivered 2016 & 2017



Month	Adjusted Scheduled Activity (UDA)	
	2016	2017
April	110	221
May	756	841
June	1,554	1,319
July	2,458	2,038
August	3,226	2,714
September	3,738	3,389
October	4,458	3,905
November	5,132	4,571
December	5,608	4,974
January	5,713	5,488
February	6,565	6,201
March	7,198	7,000
April	7,426	7,291
May	7,430	7,294
June	7,464	7,294

### QUALITY

	Quantity	Base Number	Contract	AT	Region	England
% of FP17s for the same patient ID Re-attending within 3 months - Children	80	1,369	5.8%	11.2%	12.0%	12.3%
% of FP17s for the same patient ID Re-attending within 3 months - Adults	475	3,032	15.7%	15.2%	16.0%	16.7%
% of FP17s for the same patient ID Re-attending between 3 & 9 months - Children	909	1,369	66.4%	58.8%	58.8%	57.6%
% of FP17s for the same patient ID Re-attending between 3 & 9 months - Adults	1,892	3,032	62.4%	49.2%	51.2%	50.1%
% of FP17s for Band 1 Urgent Courses	390	4,392	8.9%	9.5%	8.0%	9.1%
% of FP17s Relating to Free Repair or Replacements	34	4,392	0.8%	0.8%	0.8%	0.8%
% of FP17s Relating to Continuations	74	4,392	1.7%	1.3%	1.2%	1.2%
% of Patients satisfied with the dentistry they have received	5	5	N/A	91.9%	92.7%	92.8%
% of Patients satisfied with the time they had to wait for an appointment	4	5	N/A	86.5%	89.1%	88.7%

\* This is based on patients treated on this contract for their most recent course of treatment. Figures in italics indicate the base number of FP17s or Patient Questionnaire responses are less than 100. N/A is shown where the base number of responses is less than 10 during the period. % is calculated as Quantity/Base number\*100



## Q56 - Vital Signs At a Glance Contract Report for 135518/0001 - Year end March 2017

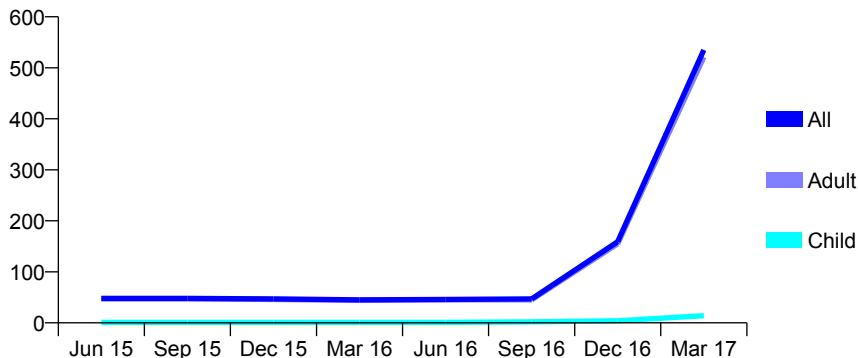
Name or company name	Oasis Dental Care (Central) Ltd
Contract type name	PDS Contract
Purpose of contract	General
Contract start date	01/03/2010
Contract end date	31/03/2018

16/17 Contracted general activity (UDA)	4,248
Carry forward general activity (UDA)	0
16/17 Contracted orthodontic activity (UOA)	0
Carry forward orthodontic activity (UOA)	0
Baseline contract value	£494,196.57

### ACCESS\*

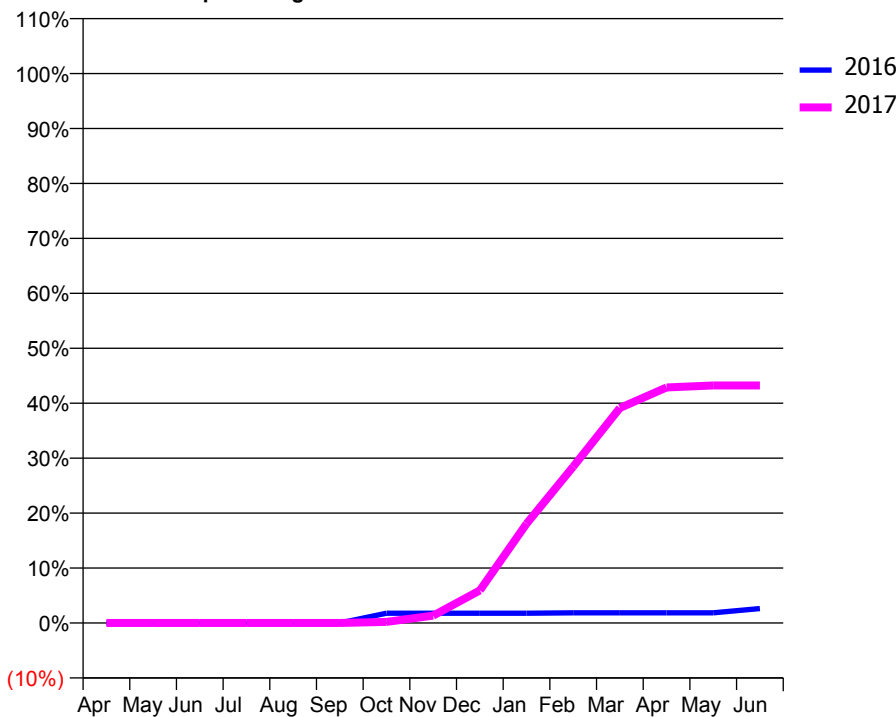
Patients seen in 24 months	Total	Change since previous quarter
Quarter ending March 2016	45	
Quarter ending June 2016	46	↑
Quarter ending September 2016	47	↑
Quarter ending December 2016	159	↑
Quarter ending March 2017	535	↑
<b>Variance since March 2016</b>	<b>1088.9%</b>	<b>↑</b>

Access trend analysis



### ACTIVITY

Cumulative percentage of contracted UDA delivered 2016 & 2017



Month	Adjusted Scheduled Activity (UDA)	
	2016	2017
April	0	0
May	0	0
June	0	0
July	0	0
August	0	0
September	0	0
October	76	9
November	76	57
December	76	252
January	76	767
February	79	1,209
March	79	1,662
April	79	1,821
May	79	1,836
June	112	1,836

### QUALITY

	Quantity	Base Number	Contract	AT	Region	England
% of FP17s for the same patient ID Re-attending within 3 months - Children	0	20	0.0%	11.2%	12.0%	12.3%
% of FP17s for the same patient ID Re-attending within 3 months - Adults	2	575	0.3%	15.2%	16.0%	16.7%
% of FP17s for the same patient ID Re-attending between 3 & 9 months - Children	0	20	0.0%	58.8%	58.8%	57.6%
% of FP17s for the same patient ID Re-attending between 3 & 9 months - Adults	0	575	0.0%	49.2%	51.2%	50.1%
% of FP17s for Band 1 Urgent Courses	0	626	0.0%	9.5%	8.0%	9.1%
% of FP17s Relating to Free Repair or Replacements	0	626	0.0%	0.8%	0.8%	0.8%
% of FP17s Relating to Continuations	0	626	0.0%	1.3%	1.2%	1.2%
% of Patients satisfied with the dentistry they have received	0	0	N/A	91.9%	92.7%	92.8%
% of Patients satisfied with the time they had to wait for an appointment	0	0	N/A	86.5%	89.1%	88.7%

\* This is based on patients treated on this contract for their most recent course of treatment. Figures in italics indicate the base number of FP17s or Patient Questionnaire responses are less than 100. N/A is shown where the base number of responses is less than 10 during the period. % is calculated as Quantity/Base number\*100

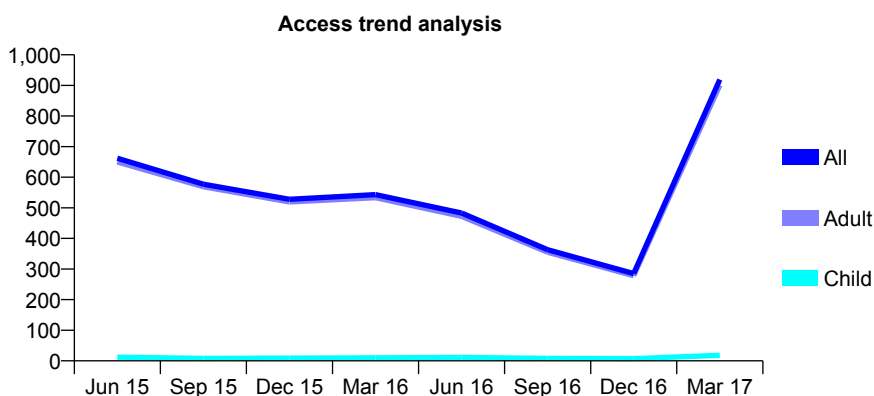
## Q56 - Vital Signs At a Glance Contract Report for 135518/0002 - Year end March 2017

Name or company name	Oasis Dental Care (Central) Ltd
Contract type name	PDS Contract
Purpose of contract	General
Contract start date	01/04/2011
Contract end date	31/03/2018

16/17 Contracted general activity (UDA)	360
Carry forward general activity (UDA)	0
16/17 Contracted orthodontic activity (UOA)	0
Carry forward orthodontic activity (UOA)	0
Baseline contract value	£26,652.42

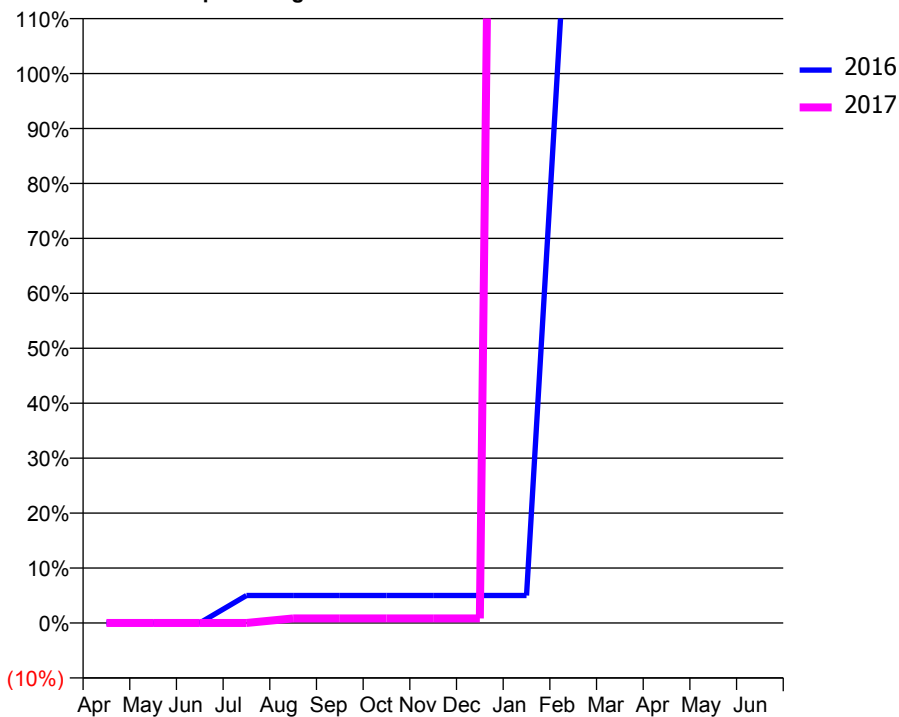
### ACCESS\*

Patients seen in 24 months	Total	Change since previous quarter
Quarter ending March 2016	543	
Quarter ending June 2016	483	↓
Quarter ending September 2016	363	↓
Quarter ending December 2016	285	↓
Quarter ending March 2017	919	↑
<b>Variance since March 2016</b>	<b>69.2%</b>	<b>↑</b>



### ACTIVITY

Cumulative percentage of contracted UDA delivered 2016 & 2017



Month	Adjusted Scheduled Activity (UDA)	
	2016	2017
April	0	0
May	0	0
June	0	0
July	18	0
August	18	3
September	18	3
October	18	3
November	18	3
December	18	3
January	18	2,557
February	535	2,621
March	535	2,749
April	535	2,775
May	535	2,776
June	535	2,776

### QUALITY

	Quantity	Base Number	Contract	AT	Region	England
% of FP17s for the same patient ID Re-attending within 3 months - Children	0	35	0.0%	11.2%	12.0%	12.3%
% of FP17s for the same patient ID Re-attending within 3 months - Adults	1	1,194	0.1%	15.2%	16.0%	16.7%
% of FP17s for the same patient ID Re-attending between 3 & 9 months - Children	0	35	0.0%	58.8%	58.8%	57.6%
% of FP17s for the same patient ID Re-attending between 3 & 9 months - Adults	0	1,194	0.0%	49.2%	51.2%	50.1%
% of FP17s for Band 1 Urgent Courses	0	1,228	0.0%	9.5%	8.0%	9.1%
% of FP17s Relating to Free Repair or Replacements	0	1,228	0.0%	0.8%	0.8%	0.8%
% of FP17s Relating to Continuations	0	1,228	0.0%	1.3%	1.2%	1.2%
% of Patients satisfied with the dentistry they have received	0	0	N/A	91.9%	92.7%	92.8%
% of Patients satisfied with the time they had to wait for an appointment	0	0	N/A	86.5%	89.1%	88.7%

\* This is based on patients treated on this contract for their most recent course of treatment. Figures in italics indicate the base number of FP17s or Patient Questionnaire responses are less than 100. N/A is shown where the base number of responses is less than 10 during the period. % is calculated as Quantity/Base number\*100

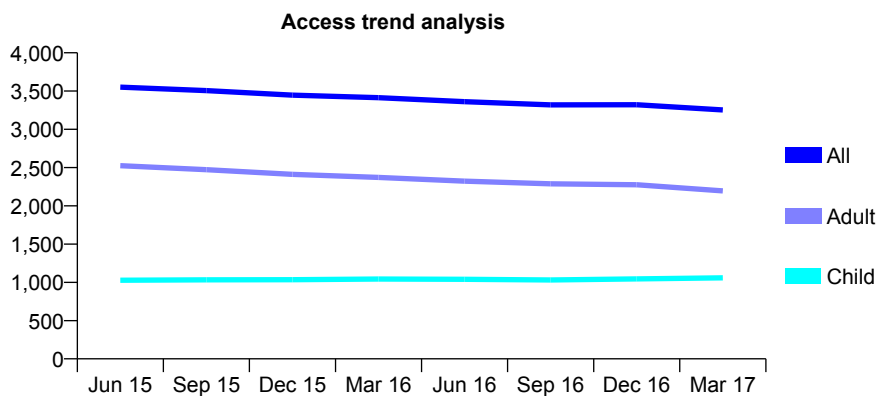
## Q56 - Vital Signs At a Glance Contract Report for 138517/0001 - Year end March 2017

Name or company name	Hampton Court Dental Centre
Contract type name	GDS Contract
Purpose of contract	General
Contract start date	01/09/2010
Contract end date	

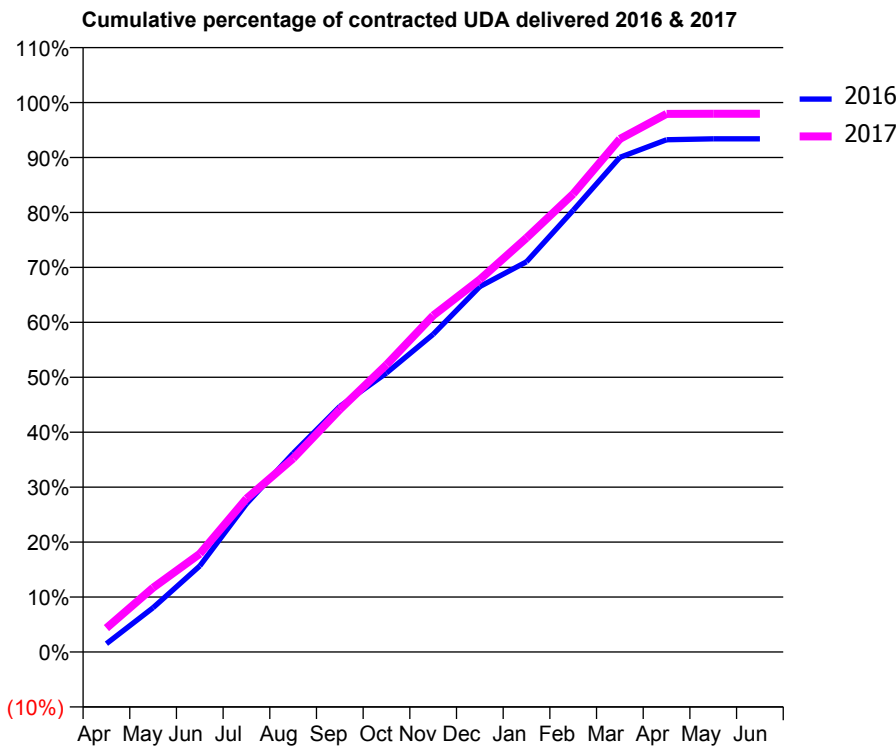
16/17 Contracted general activity (UDA)	13,750
Carry forward general activity (UDA)	0
16/17 Contracted orthodontic activity (UOA)	0
Carry forward orthodontic activity (UOA)	0
Baseline contract value	£396,351.59

### ACCESS\*

Patients seen in 24 months	Total	Change since previous quarter
Quarter ending March 2016	3,414	
Quarter ending June 2016	3,362	↓
Quarter ending September 2016	3,319	↓
Quarter ending December 2016	3,321	→
Quarter ending March 2017	3,254	↓
<b>Variance since March 2016</b>	<b>(4.7%)</b>	<b>↓</b>



### ACTIVITY



Month	Adjusted Scheduled Activity (UDA)	
	2016	2017
April	210	599
May	1,111	1,610
June	2,152	2,457
July	3,709	3,838
August	4,972	4,843
September	6,144	6,068
October	6,981	7,190
November	7,949	8,419
December	9,144	9,320
January	9,765	10,363
February	11,053	11,462
March	12,377	12,839
April	12,816	13,464
May	12,841	13,469
June	12,841	13,470

### QUALITY

	Quantity	Base Number	Contract	AT	Region	England
% of FP17s for the same patient ID Re-attending within 3 months - Children	114	1,702	6.7%	11.2%	12.0%	12.3%
% of FP17s for the same patient ID Re-attending within 3 months - Adults	447	2,972	15.0%	15.2%	16.0%	16.7%
% of FP17s for the same patient ID Re-attending between 3 & 9 months - Children	964	1,702	56.6%	58.8%	58.8%	57.6%
% of FP17s for the same patient ID Re-attending between 3 & 9 months - Adults	1,561	2,972	52.5%	49.2%	51.2%	50.1%
% of FP17s for Band 1 Urgent Courses	302	4,709	6.4%	9.5%	8.0%	9.1%
% of FP17s Relating to Free Repair or Replacements	32	4,709	0.7%	0.8%	0.8%	0.8%
% of FP17s Relating to Continuations	92	4,709	2.0%	1.3%	1.2%	1.2%
% of Patients satisfied with the dentistry they have received	3	4	N/A	91.9%	92.7%	92.8%
% of Patients satisfied with the time they had to wait for an appointment	3	4	N/A	86.5%	89.1%	88.7%

\* This is based on patients treated on this contract for their most recent course of treatment. Figures in italics indicate the base number of FP17s or Patient Questionnaire responses are less than 100. N/A is shown where the base number of responses is less than 10 during the period. % is calculated as Quantity/Base number\*100

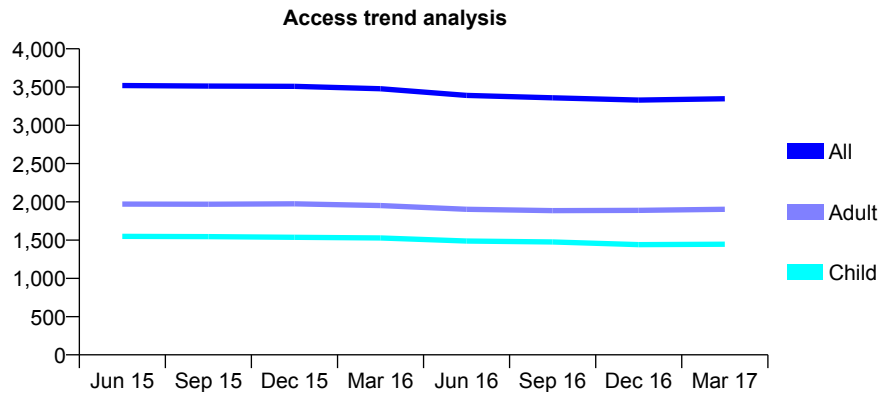
## Q56 - Vital Signs At a Glance Contract Report for 138525/0001 - Year end March 2017

Name or company name	Alvington House Dental Practice
Contract type name	GDS Contract
Purpose of contract	General
Contract start date	01/04/2011
Contract end date	

16/17 Contracted general activity (UDA)	9,285
Carry forward general activity (UDA)	169
16/17 Contracted orthodontic activity (UOA)	0
Carry forward orthodontic activity (UOA)	0
Baseline contract value	£209,224.39

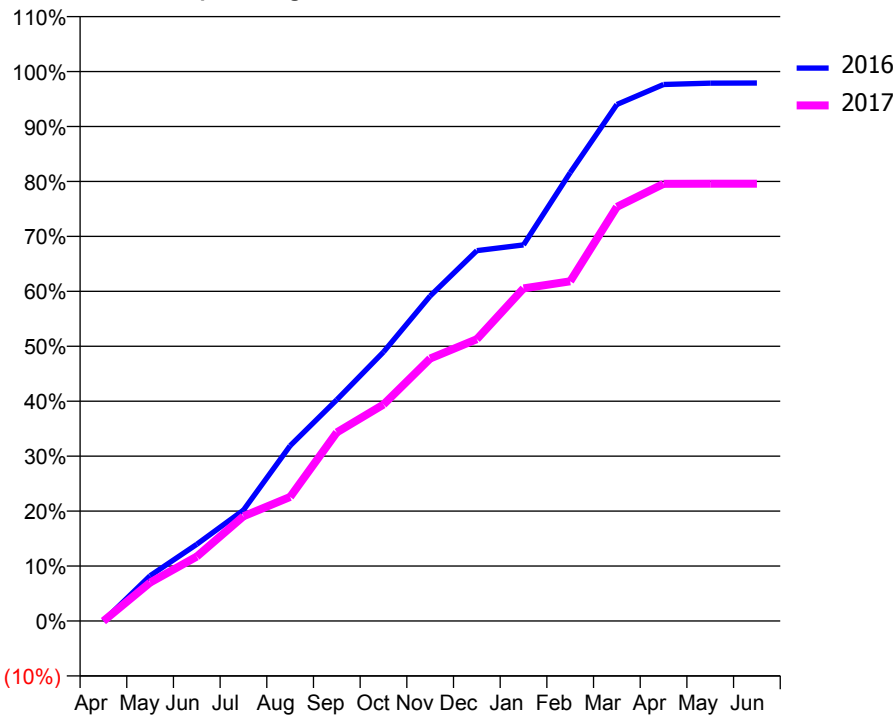
### ACCESS\*

Patients seen in 24 months	Total	Change since previous quarter
Quarter ending March 2016	3,478	
Quarter ending June 2016	3,390	↓
Quarter ending September 2016	3,360	→
Quarter ending December 2016	3,329	→
Quarter ending March 2017	3,348	→
<b>Variance since March 2016</b>	<b>(3.7%)</b>	<b>↓</b>



### ACTIVITY

Cumulative percentage of contracted UDA delivered 2016 & 2017



Month	Adjusted Scheduled Activity (UDA)	
	2016	2017
April	0	-4
May	667	650
June	1,129	1,090
July	1,632	1,771
August	2,579	2,096
September	3,256	3,187
October	3,959	3,657
November	4,782	4,436
December	5,449	4,762
January	5,534	5,621
February	6,598	5,740
March	7,600	6,996
April	7,894	7,387
May	7,913	7,389
June	7,916	7,389

### QUALITY

	Quantity	Base Number	Contract	AT	Region	England
% of FP17s for the same patient ID Re-attending within 3 months - Children	199	2,384	8.3%	11.2%	12.0%	12.3%
% of FP17s for the same patient ID Re-attending within 3 months - Adults	403	2,594	15.5%	15.2%	16.0%	16.7%
% of FP17s for the same patient ID Re-attending between 3 & 9 months - Children	1,569	2,384	65.8%	58.8%	58.8%	57.6%
% of FP17s for the same patient ID Re-attending between 3 & 9 months - Adults	1,465	2,594	56.5%	49.2%	51.2%	50.1%
% of FP17s for Band 1 Urgent Courses	436	4,986	8.7%	9.5%	8.0%	9.1%
% of FP17s Relating to Free Repair or Replacements	5	4,986	0.1%	0.8%	0.8%	0.8%
% of FP17s Relating to Continuations	8	4,986	0.2%	1.3%	1.2%	1.2%
% of Patients satisfied with the dentistry they have received	7	7	N/A	91.9%	92.7%	92.8%
% of Patients satisfied with the time they had to wait for an appointment	6	7	N/A	86.5%	89.1%	88.7%

\* This is based on patients treated on this contract for their most recent course of treatment. Figures in italics indicate the base number of FP17s or Patient Questionnaire responses are less than 100. N/A is shown where the base number of responses is less than 10 during the period. % is calculated as Quantity/Base number\*100

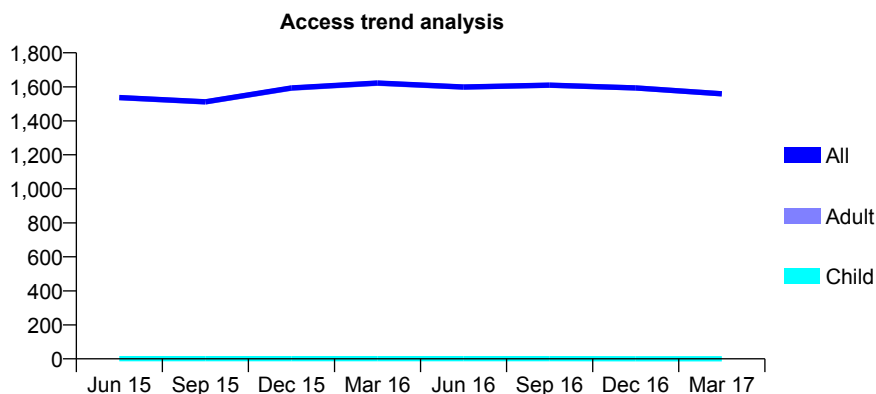
## Q56 - Vital Signs At a Glance Contract Report for 138835/0001 - Year end March 2017

Name or company name	Conrad Costa and Audrey Costa
Contract type name	GDS Contract
Purpose of contract	General
Contract start date	01/03/2013
Contract end date	

16/17 Contracted general activity (UDA)	4,795
Carry forward general activity (UDA)	-94
16/17 Contracted orthodontic activity (UOA)	0
Carry forward orthodontic activity (UOA)	0
Baseline contract value	£271,111.46

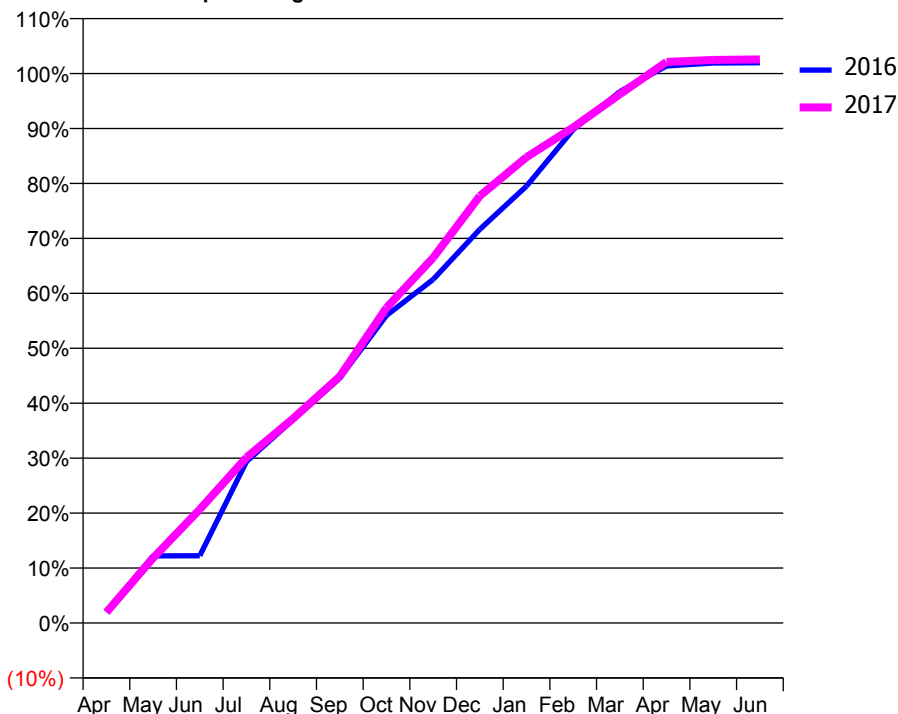
### ACCESS\*

Patients seen in 24 months	Total	Change since previous quarter
Quarter ending March 2016	1,622	
Quarter ending June 2016	1,599	↓
Quarter ending September 2016	1,610	→
Quarter ending December 2016	1,593	↓
Quarter ending March 2017	1,559	↓
<b>Variance since March 2016</b>	<b>(3.9%)</b>	<b>↓</b>



### ACTIVITY

Cumulative percentage of contracted UDA delivered 2016 & 2017



Month	Adjusted Scheduled Activity (UDA)	
	2016	2017
April	96	94
May	586	567
June	587	992
July	1,408	1,445
August	1,774	1,784
September	2,138	2,153
October	2,684	2,751
November	2,998	3,187
December	3,436	3,726
January	3,813	4,065
February	4,305	4,324
March	4,637	4,614
April	4,861	4,896
May	4,886	4,913
June	4,889	4,917

### QUALITY

	Quantity	Base Number	Contract	AT	Region	England
% of FP17s for the same patient ID Re-attending within 3 months - Children	0	0	N/A	11.2%	12.0%	12.3%
% of FP17s for the same patient ID Re-attending within 3 months - Adults	175	1,179	14.8%	15.2%	16.0%	16.7%
% of FP17s for the same patient ID Re-attending between 3 & 9 months - Children	0	0	N/A	58.8%	58.8%	57.6%
% of FP17s for the same patient ID Re-attending between 3 & 9 months - Adults	159	1,179	13.5%	49.2%	51.2%	50.1%
% of FP17s for Band 1 Urgent Courses	183	1,194	15.3%	9.5%	8.0%	9.1%
% of FP17s Relating to Free Repair or Replacements	16	1,194	1.3%	0.8%	0.8%	0.8%
% of FP17s Relating to Continuations	4	1,194	0.3%	1.3%	1.2%	1.2%
% of Patients satisfied with the dentistry they have received	3	4	N/A	91.9%	92.7%	92.8%
% of Patients satisfied with the time they had to wait for an appointment	3	4	N/A	86.5%	89.1%	88.7%

\* This is based on patients treated on this contract for their most recent course of treatment. Figures in italics indicate the base number of FP17s or Patient Questionnaire responses are less than 100. N/A is shown where the base number of responses is less than 10 during the period. % is calculated as Quantity/Base number\*100

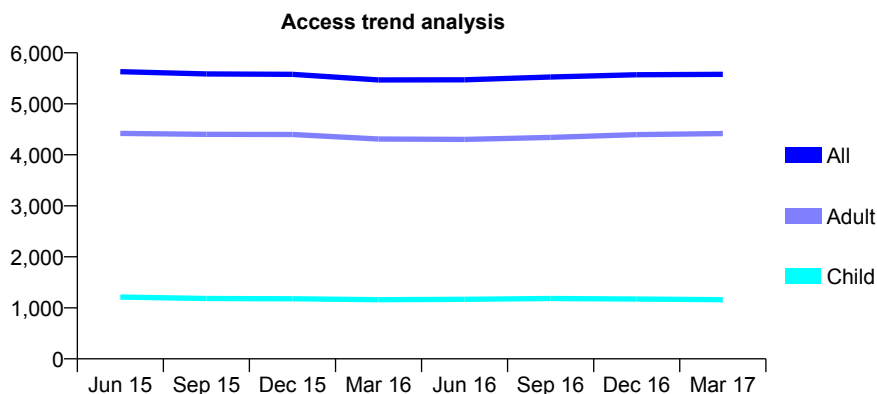
## Q56 - Vital Signs At a Glance Contract Report for 139033/0001 - Year end March 2017

Name or company name	DU TOIT & BURGER PARTNERSHIP (SUI)
Contract type name	GDS Contract
Purpose of contract	General
Contract start date	01/04/2007
Contract end date	

16/17 Contracted general activity (UDA)	14,425
Carry forward general activity (UDA)	0
16/17 Contracted orthodontic activity (UOA)	0
Carry forward orthodontic activity (UOA)	0
Baseline contract value	£339,274.85

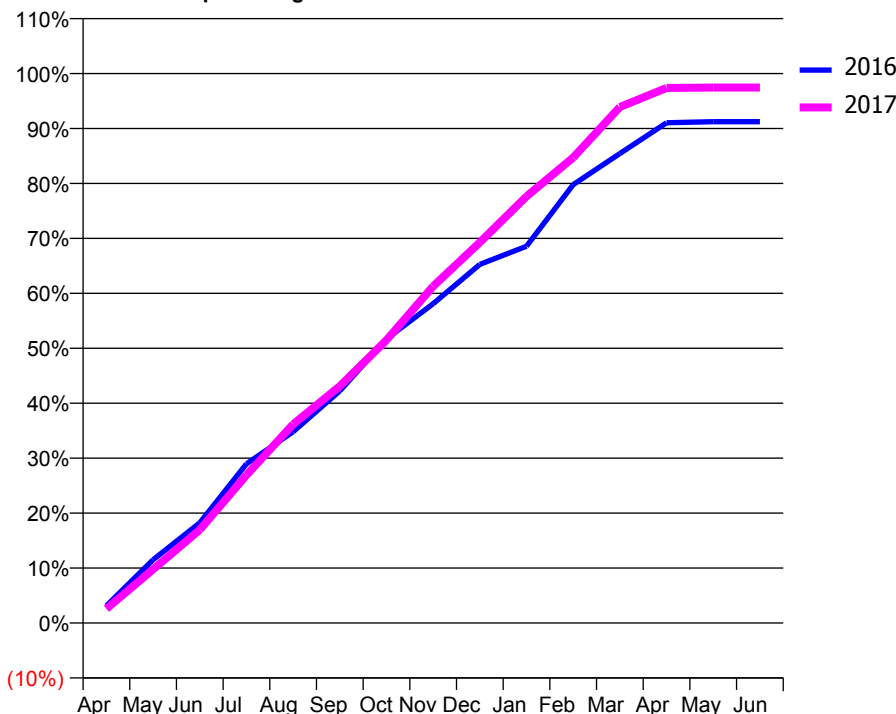
### ACCESS\*

Patients seen in 24 months	Total	Change since previous quarter
Quarter ending March 2016	5,468	
Quarter ending June 2016	5,470	→
Quarter ending September 2016	5,525	→
Quarter ending December 2016	5,570	→
Quarter ending March 2017	5,577	→
<b>Variance since March 2016</b>	<b>2.0%</b>	<b>→</b>



### ACTIVITY

Cumulative percentage of contracted UDA delivered 2016 & 2017



Month	Adjusted Scheduled Activity (UDA)	
	2016	2017
April	452	373
May	1,661	1,410
June	2,631	2,450
July	4,179	3,883
August	5,022	5,216
September	6,092	6,219
October	7,459	7,428
November	8,382	8,840
December	9,414	9,993
January	9,890	11,202
February	11,509	12,218
March	12,324	13,546
April	13,131	14,047
May	13,159	14,057
June	13,159	14,057

### QUALITY

	Quantity	Base Number	Contract	AT	Region	England
% of FP17s for the same patient ID Re-attending within 3 months - Children	90	1,738	5.2%	11.2%	12.0%	12.3%
% of FP17s for the same patient ID Re-attending within 3 months - Adults	925	6,073	15.2%	15.2%	16.0%	16.7%
% of FP17s for the same patient ID Re-attending between 3 & 9 months - Children	967	1,738	55.6%	58.8%	58.8%	57.6%
% of FP17s for the same patient ID Re-attending between 3 & 9 months - Adults	2,513	6,073	41.4%	49.2%	51.2%	50.1%
% of FP17s for Band 1 Urgent Courses	961	7,536	12.8%	9.5%	8.0%	9.1%
% of FP17s Relating to Free Repair or Replacements	44	7,536	0.6%	0.8%	0.8%	0.8%
% of FP17s Relating to Continuations	152	7,536	2.0%	1.3%	1.2%	1.2%
% of Patients satisfied with the dentistry they have received	3	4	N/A	91.9%	92.7%	92.8%
% of Patients satisfied with the time they had to wait for an appointment	4	4	N/A	86.5%	89.1%	88.7%

\* This is based on patients treated on this contract for their most recent course of treatment. Figures in italics indicate the base number of FP17s or Patient Questionnaire responses are less than 100. N/A is shown where the base number of responses is less than 10 during the period. % is calculated as Quantity/Base number\*100

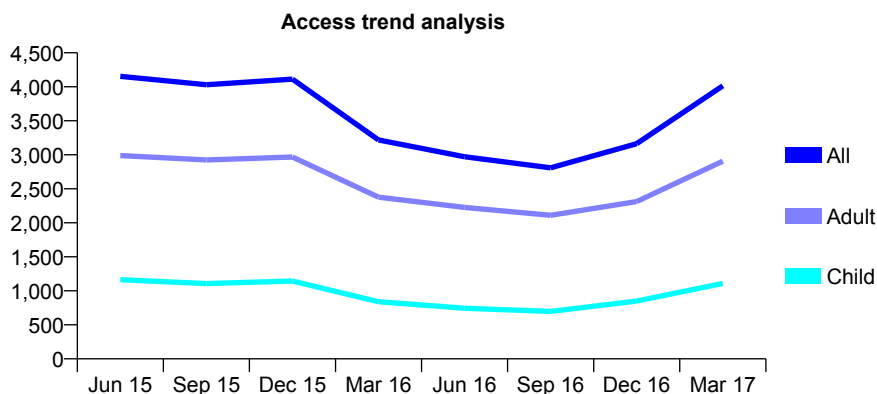
## Q56 - Vital Signs At a Glance Contract Report for 139440/0001 - Year end March 2017

Name or company name	Peirson Services Ltd
Contract type name	PDS Plus Contract
Purpose of contract	General
Contract start date	01/04/2010
Contract end date	31/03/2018

16/17 Contracted general activity (UDA)	11,000
Carry forward general activity (UDA)	190
16/17 Contracted orthodontic activity (UOA)	0
Carry forward orthodontic activity (UOA)	0
Baseline contract value	£280,611.96

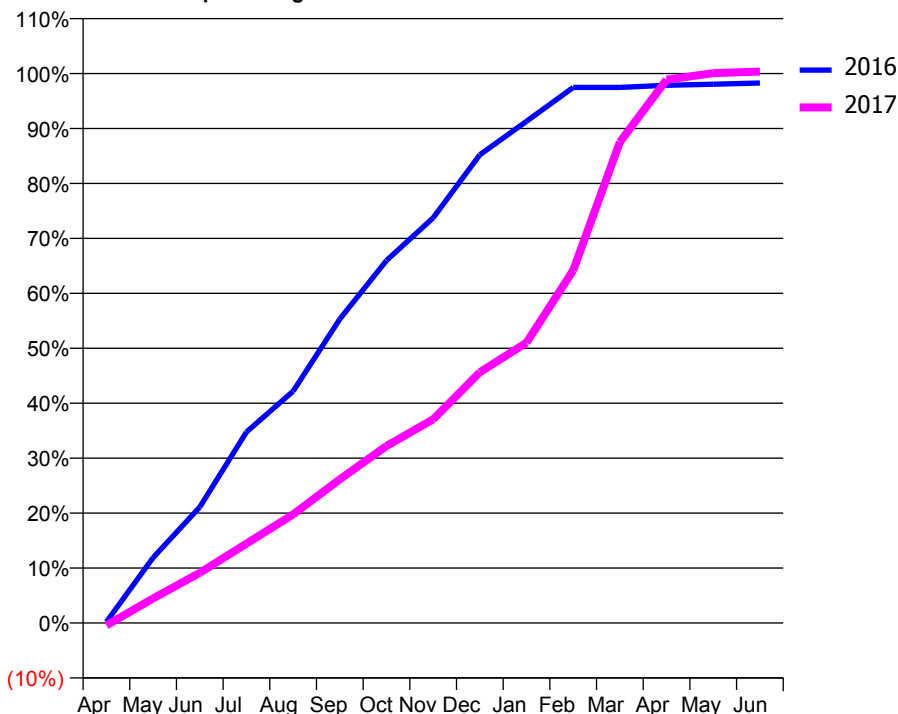
### ACCESS\*

Patients seen in 24 months	Total	Change since previous quarter
Quarter ending March 2016	3,219	
Quarter ending June 2016	2,971	↓
Quarter ending September 2016	2,809	↓
Quarter ending December 2016	3,163	↑
Quarter ending March 2017	4,014	↑
<b>Variance since March 2016</b>	<b>24.7%</b>	<b>↑</b>



### ACTIVITY

Cumulative percentage of contracted UDA delivered 2016 & 2017



Month	Adjusted Scheduled Activity (UDA)	
	2016	2017
April	22	-50
May	1,310	493
June	2,321	1,005
July	3,824	1,590
August	4,642	2,173
September	6,085	2,877
October	7,256	3,543
November	8,110	4,078
December	9,373	5,019
January	10,043	5,613
February	10,721	7,058
March	10,723	9,628
April	10,765	10,876
May	10,786	11,008
June	10,810	11,038

### QUALITY

	Quantity	Base Number	Contract	AT	Region	England
% of FP17s for the same patient ID Re-attending within 3 months - Children	66	1,342	4.9%	11.2%	12.0%	12.3%
% of FP17s for the same patient ID Re-attending within 3 months - Adults	319	3,324	9.6%	15.2%	16.0%	16.7%
% of FP17s for the same patient ID Re-attending between 3 & 9 months - Children	268	1,342	20.0%	58.8%	58.8%	57.6%
% of FP17s for the same patient ID Re-attending between 3 & 9 months - Adults	966	3,324	29.1%	49.2%	51.2%	50.1%
% of FP17s for Band 1 Urgent Courses	672	4,722	14.2%	9.5%	8.0%	9.1%
% of FP17s Relating to Free Repair or Replacements	15	4,722	0.3%	0.8%	0.8%	0.8%
% of FP17s Relating to Continuations	30	4,722	0.6%	1.3%	1.2%	1.2%
% of Patients satisfied with the dentistry they have received	1	1	N/A	91.9%	92.7%	92.8%
% of Patients satisfied with the time they had to wait for an appointment	1	1	N/A	86.5%	89.1%	88.7%

\* This is based on patients treated on this contract for their most recent course of treatment. Figures in italics indicate the base number of FP17s or Patient Questionnaire responses are less than 100. N/A is shown where the base number of responses is less than 10 during the period. % is calculated as Quantity/Base number\*100



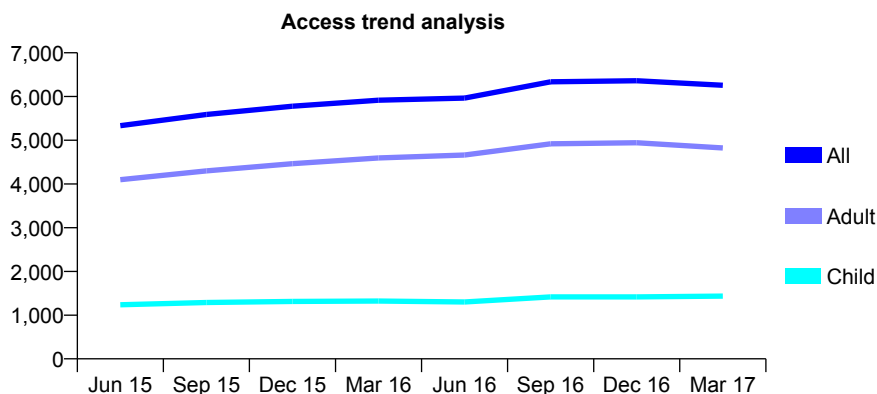
## Q56 - Vital Signs At a Glance Contract Report for 139882/0001 - Year end March 2017

Name or company name	Mr M Eyrumlu and Mr A Eyrumlu
Contract type name	GDS Contract
Purpose of contract	General
Contract start date	10/05/2014
Contract end date	

16/17 Contracted general activity (UDA)	22,000
Carry forward general activity (UDA)	0
16/17 Contracted orthodontic activity (UOA)	0
Carry forward orthodontic activity (UOA)	0
Baseline contract value	£555,115.05

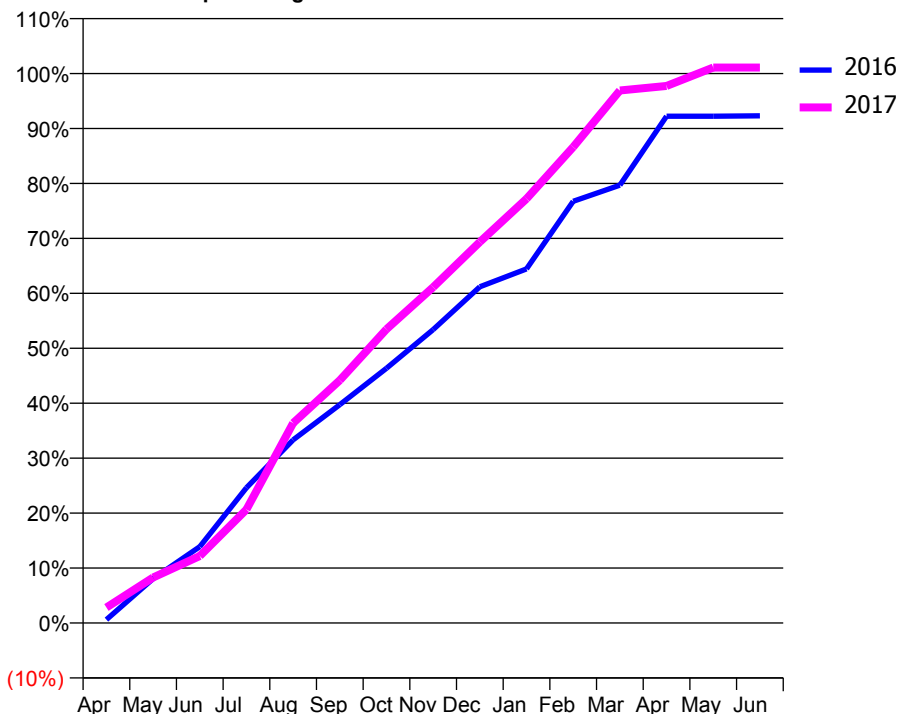
### ACCESS\*

Patients seen in 24 months	Total	Change since previous quarter
Quarter ending March 2016	5,917	
Quarter ending June 2016	5,964	→
Quarter ending September 2016	6,336	↑
Quarter ending December 2016	6,360	→
Quarter ending March 2017	6,258	↓
<b>Variance since March 2016</b>	<b>5.8%</b>	<b>↑</b>



### ACTIVITY

Cumulative percentage of contracted UDA delivered 2016 & 2017



Adjusted Scheduled Activity (UDA)

Month	2016	2017
April	135	621
May	1,774	1,823
June	3,055	2,685
July	5,418	4,547
August	7,332	8,008
September	8,743	9,720
October	10,201	11,762
November	11,746	13,446
December	13,464	15,254
January	14,178	16,986
February	16,884	19,054
March	17,532	21,322
April	20,288	21,501
May	20,288	22,239
June	20,303	22,239

### QUALITY

	Quantity	Base Number	Contract	AT	Region	England
% of FP17s for the same patient ID Re-attending within 3 months - Children	203	2,149	9.4%	11.2%	12.0%	12.3%
% of FP17s for the same patient ID Re-attending within 3 months - Adults	830	6,868	12.1%	15.2%	16.0%	16.7%
% of FP17s for the same patient ID Re-attending between 3 & 9 months - Children	1,065	2,149	49.6%	58.8%	58.8%	57.6%
% of FP17s for the same patient ID Re-attending between 3 & 9 months - Adults	3,334	6,868	48.5%	49.2%	51.2%	50.1%
% of FP17s for Band 1 Urgent Courses	615	8,280	7.4%	9.5%	8.0%	9.1%
% of FP17s Relating to Free Repair or Replacements	149	8,280	1.8%	0.8%	0.8%	0.8%
% of FP17s Relating to Continuations	161	8,280	1.9%	1.3%	1.2%	1.2%
% of Patients satisfied with the dentistry they have received	11	13	84.6%	91.9%	92.7%	92.8%
% of Patients satisfied with the time they had to wait for an appointment	10	13	76.9%	86.5%	89.1%	88.7%

\* This is based on patients treated on this contract for their most recent course of treatment. Figures in italics indicate the base number of FP17s or Patient Questionnaire responses are less than 100. N/A is shown where the base number of responses is less than 10 during the period. % is calculated as Quantity/Base number\*100

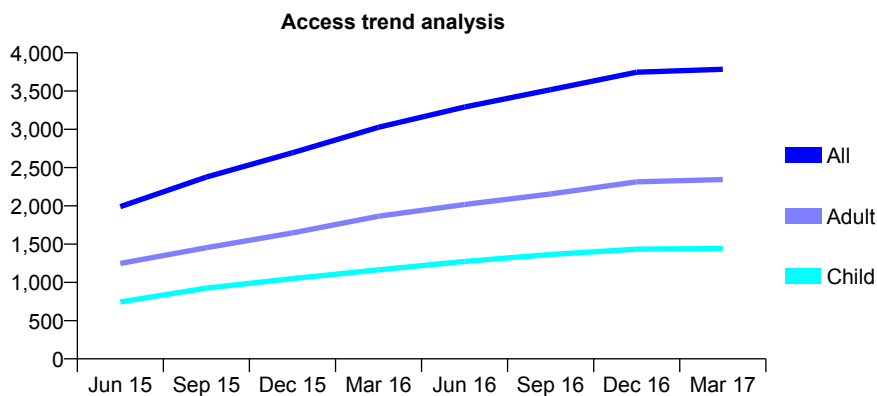
## Q56 - Vital Signs At a Glance Contract Report for 140708/0001 - Year end March 2017

Name or company name	Bretton Dental Clinic Partnership
Contract type name	GDS Contract
Purpose of contract	General
Contract start date	01/12/2014
Contract end date	

16/17 Contracted general activity (UDA)	12,034
Carry forward general activity (UDA)	216
16/17 Contracted orthodontic activity (UOA)	0
Carry forward orthodontic activity (UOA)	0
Baseline contract value	£299,484.56

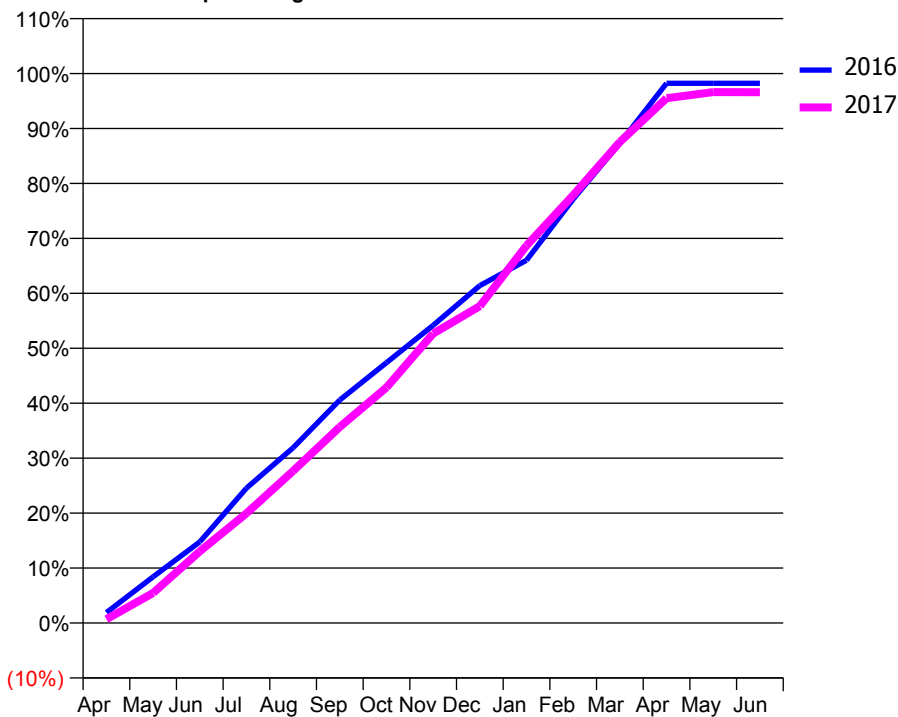
### ACCESS\*

Patients seen in 24 months	Total	Change since previous quarter
Quarter ending March 2016	3,027	
Quarter ending June 2016	3,291	↑
Quarter ending September 2016	3,518	↑
Quarter ending December 2016	3,747	↑
Quarter ending March 2017	3,785	→
<b>Variance since March 2016</b>	<b>25.0%</b>	<b>↑</b>



### ACTIVITY

Cumulative percentage of contracted UDA delivered 2016 & 2017



Month	Adjusted Scheduled Activity (UDA)	
	2016	2017
April	230	83
May	1,013	658
June	1,776	1,571
July	2,954	2,402
August	3,838	3,331
September	4,885	4,295
October	5,702	5,157
November	6,519	6,338
December	7,390	6,940
January	7,945	8,267
February	9,281	9,370
March	10,508	10,534
April	11,818	11,493
May	11,818	11,626
June	11,818	11,624

### QUALITY

	Quantity	Base Number	Contract	AT	Region	England
% of FP17s for the same patient ID Re-attending within 3 months - Children	161	1,729	9.3%	11.2%	12.0%	12.3%
% of FP17s for the same patient ID Re-attending within 3 months - Adults	389	2,370	16.4%	15.2%	16.0%	16.7%
% of FP17s for the same patient ID Re-attending between 3 & 9 months - Children	736	1,729	42.6%	58.8%	58.8%	57.6%
% of FP17s for the same patient ID Re-attending between 3 & 9 months - Adults	700	2,370	29.5%	49.2%	51.2%	50.1%
% of FP17s for Band 1 Urgent Courses	409	4,217	9.7%	9.5%	8.0%	9.1%
% of FP17s Relating to Free Repair or Replacements	2	4,217	0.0%	0.8%	0.8%	0.8%
% of FP17s Relating to Continuations	2	4,217	0.0%	1.3%	1.2%	1.2%
% of Patients satisfied with the dentistry they have received	1	1	N/A	91.9%	92.7%	92.8%
% of Patients satisfied with the time they had to wait for an appointment	1	1	N/A	86.5%	89.1%	88.7%

\* This is based on patients treated on this contract for their most recent course of treatment. Figures in italics indicate the base number of FP17s or Patient Questionnaire responses are less than 100. N/A is shown where the base number of responses is less than 10 during the period. % is calculated as Quantity/Base number\*100

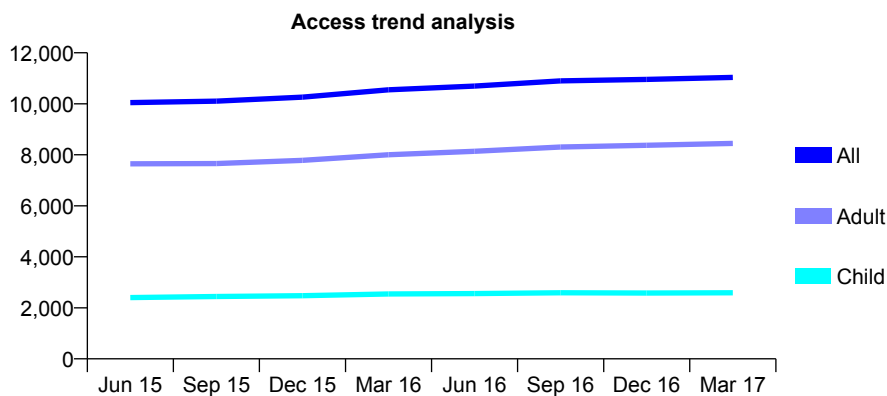
## Q56 - Vital Signs At a Glance Contract Report for 141062/0001 - Year end March 2017

Name or company name	Taverham Dental Health Clinic Limited
Contract type name	GDS Contract
Purpose of contract	General
Contract start date	01/02/2012
Contract end date	

16/17 Contracted general activity (UDA)	37,140
Carry forward general activity (UDA)	1,534
16/17 Contracted orthodontic activity (UOA)	0
Carry forward orthodontic activity (UOA)	0
Baseline contract value	£921,523.89

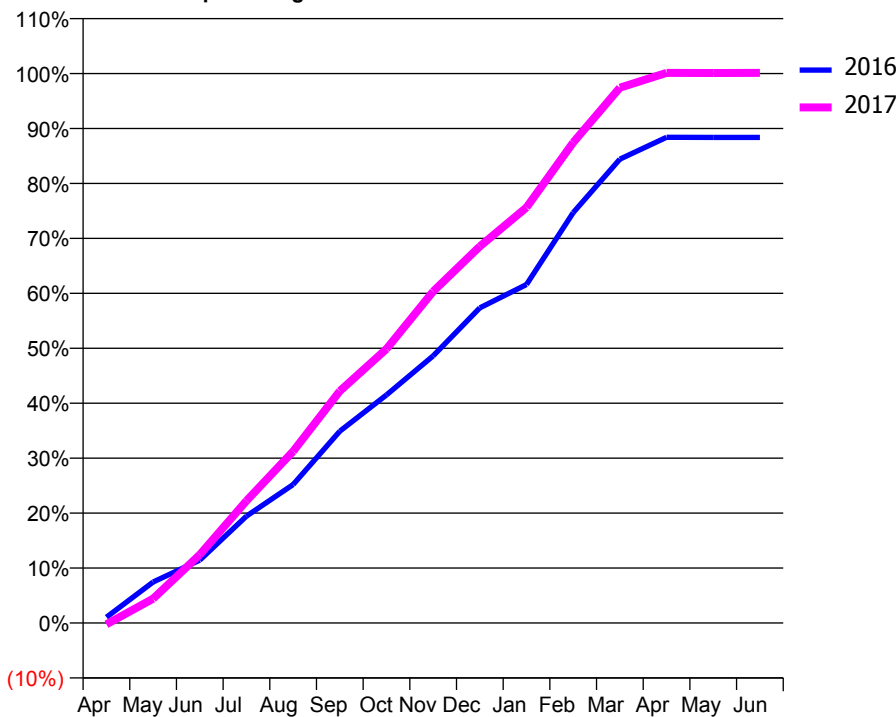
### ACCESS\*

Patients seen in 24 months	Total	Change since previous quarter
Quarter ending March 2016	10,549	
Quarter ending June 2016	10,698	→
Quarter ending September 2016	10,897	→
Quarter ending December 2016	10,958	→
Quarter ending March 2017	11,037	→
<b>Variance since March 2016</b>	4.6%	↑



### ACTIVITY

Cumulative percentage of contracted UDA delivered 2016 & 2017



Month	Adjusted Scheduled Activity (UDA)	
	2016	2017
April	405	-98
May	2,882	1,645
June	4,419	4,616
July	7,513	8,257
August	9,737	11,603
September	13,490	15,675
October	16,035	18,528
November	18,784	22,409
December	22,161	25,452
January	23,800	28,089
February	28,859	32,473
March	32,616	36,178
April	34,153	37,178
May	34,147	37,171
June	34,149	37,181

### QUALITY

	Quantity	Base Number	Contract	AT	Region	England
% of FP17s for the same patient ID Re-attending within 3 months - Children	290	4,065	7.1%	11.2%	12.0%	12.3%
% of FP17s for the same patient ID Re-attending within 3 months - Adults	1,763	12,662	13.9%	15.2%	16.0%	16.7%
% of FP17s for the same patient ID Re-attending between 3 & 9 months - Children	2,434	4,065	59.9%	58.8%	58.8%	57.6%
% of FP17s for the same patient ID Re-attending between 3 & 9 months - Adults	6,956	12,662	54.9%	49.2%	51.2%	50.1%
% of FP17s for Band 1 Urgent Courses	1,223	16,446	7.4%	9.5%	8.0%	9.1%
% of FP17s Relating to Free Repair or Replacements	179	16,446	1.1%	0.8%	0.8%	0.8%
% of FP17s Relating to Continuations	340	16,446	2.1%	1.3%	1.2%	1.2%
% of Patients satisfied with the dentistry they have received	12	12	100.0%	91.9%	92.7%	92.8%
% of Patients satisfied with the time they had to wait for an appointment	11	12	91.7%	86.5%	89.1%	88.7%

\* This is based on patients treated on this contract for their most recent course of treatment. Figures in italics indicate the base number of FP17s or Patient Questionnaire responses are less than 100. N/A is shown where the base number of responses is less than 10 during the period. % is calculated as Quantity/Base number\*100

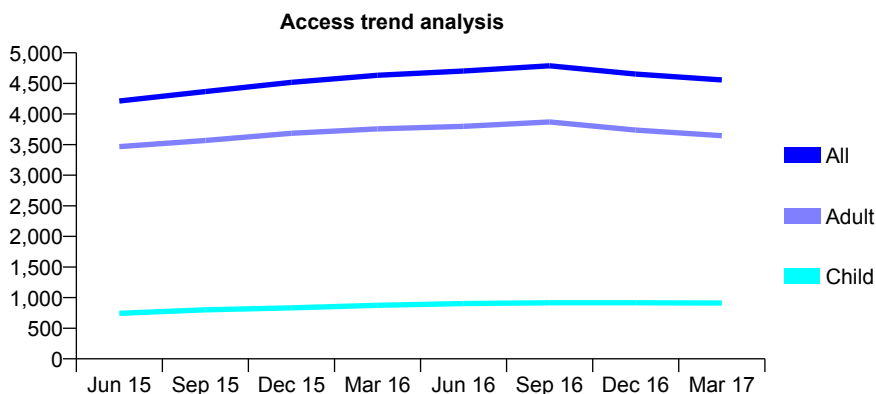
## Q56 - Vital Signs At a Glance Contract Report for 143391/0001 - Year end March 2017

Name or company name	Dr J Sherer and Dr L Levin
Contract type name	GDS Contract
Purpose of contract	General
Contract start date	01/02/2011
Contract end date	

16/17 Contracted general activity (UDA)	9,634
Carry forward general activity (UDA)	-55
16/17 Contracted orthodontic activity (UOA)	0
Carry forward orthodontic activity (UOA)	0
Baseline contract value	£262,653.32

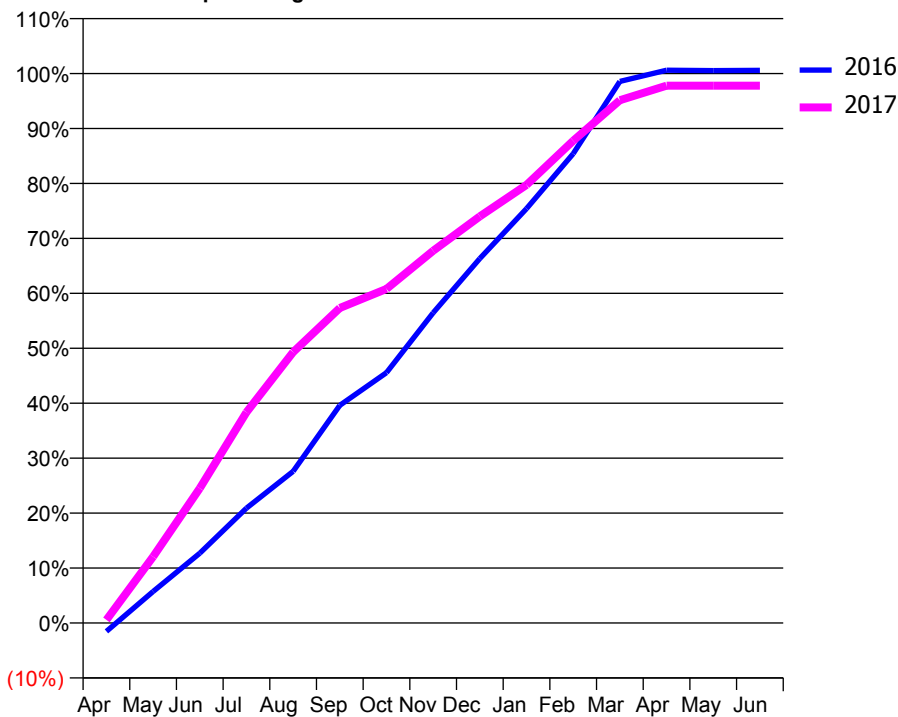
### ACCESS\*

Patients seen in 24 months	Total	Change since previous quarter
Quarter ending March 2016	4,633	
Quarter ending June 2016	4,702	→
Quarter ending September 2016	4,787	→
Quarter ending December 2016	4,653	↓
Quarter ending March 2017	4,556	↓
<b>Variance since March 2016</b>	<b>(1.7%)</b>	<b>↓</b>



### ACTIVITY

Cumulative percentage of contracted UDA delivered 2016 & 2017



Adjusted Scheduled Activity (UDA)

Month	2016	2017
April	-149	55
May	552	1,162
June	1,225	2,362
July	2,014	3,695
August	2,658	4,750
September	3,817	5,522
October	4,390	5,857
November	5,440	6,525
December	6,391	7,128
January	7,266	7,682
February	8,229	8,454
March	9,494	9,166
April	9,693	9,421
May	9,685	9,421
June	9,689	9,421

### QUALITY

	Quantity	Base Number	Contract	AT	Region	England
% of FP17s for the same patient ID Re-attending within 3 months - Children	74	1,269	5.8%	11.2%	12.0%	12.3%
% of FP17s for the same patient ID Re-attending within 3 months - Adults	497	3,727	13.3%	15.2%	16.0%	16.7%
% of FP17s for the same patient ID Re-attending between 3 & 9 months - Children	757	1,269	59.7%	58.8%	58.8%	57.6%
% of FP17s for the same patient ID Re-attending between 3 & 9 months - Adults	1,746	3,727	46.8%	49.2%	51.2%	50.1%
% of FP17s for Band 1 Urgent Courses	497	5,041	9.9%	9.5%	8.0%	9.1%
% of FP17s Relating to Free Repair or Replacements	14	5,041	0.3%	0.8%	0.8%	0.8%
% of FP17s Relating to Continuations	40	5,041	0.8%	1.3%	1.2%	1.2%
% of Patients satisfied with the dentistry they have received	3	3	N/A	91.9%	92.7%	92.8%
% of Patients satisfied with the time they had to wait for an appointment	3	3	N/A	86.5%	89.1%	88.7%

\* This is based on patients treated on this contract for their most recent course of treatment. Figures in italics indicate the base number of FP17s or Patient Questionnaire responses are less than 100. N/A is shown where the base number of responses is less than 10 during the period. % is calculated as Quantity/Base number\*100

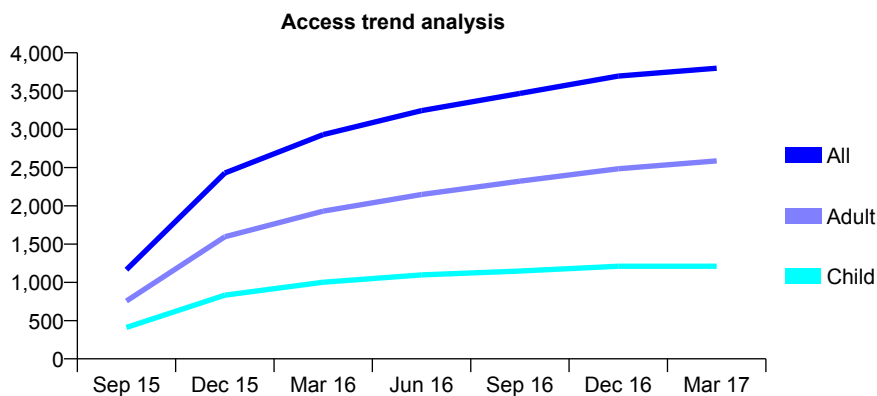
## Q56 - Vital Signs At a Glance Contract Report for 144487/0001 - Year end March 2017

Name or company name	The Old Grammer School Dental Surgery
Contract type name	GDS Contract
Purpose of contract	General
Contract start date	01/07/2015
Contract end date	

16/17 Contracted general activity (UDA)	10,000
Carry forward general activity (UDA)	0
16/17 Contracted orthodontic activity (UOA)	0
Carry forward orthodontic activity (UOA)	0
Baseline contract value	£252,035.24

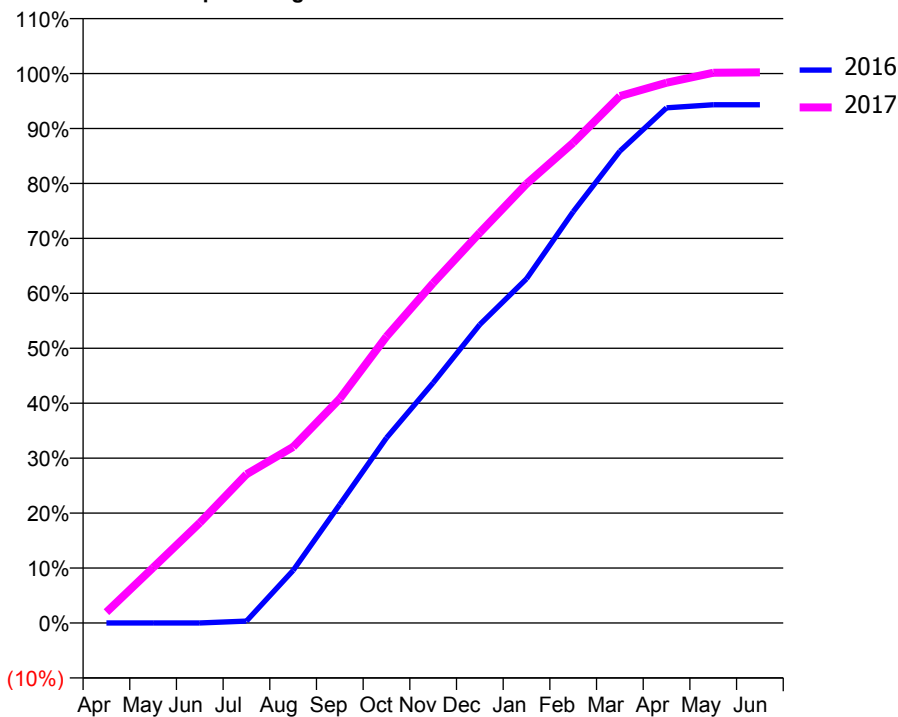
### ACCESS\*

Patients seen in 24 months	Total	Change since previous quarter
Quarter ending March 2016	2,931	
Quarter ending June 2016	3,245	↑
Quarter ending September 2016	3,469	↑
Quarter ending December 2016	3,695	↑
Quarter ending March 2017	3,798	↑
<b>Variance since March 2016</b>	<b>29.6%</b>	<b>↑</b>



### ACTIVITY

Cumulative percentage of contracted UDA delivered 2016 & 2017



Month	Adjusted Scheduled Activity (UDA)	
	2016	2017
April	0	199
May	0	1,009
June	0	1,823
July	26	2,706
August	724	3,203
September	1,632	4,084
October	2,547	5,213
November	3,306	6,187
December	4,106	7,104
January	4,737	7,993
February	5,660	8,740
March	6,493	9,588
April	7,088	9,832
May	7,131	10,014
June	7,131	10,022

### QUALITY

	Quantity	Base Number	Contract	AT	Region	England
% of FP17s for the same patient ID Re-attending within 3 months - Children	154	2,000	7.7%	11.2%	12.0%	12.3%
% of FP17s for the same patient ID Re-attending within 3 months - Adults	742	4,383	16.9%	15.2%	16.0%	16.7%
% of FP17s for the same patient ID Re-attending between 3 & 9 months - Children	1,335	2,000	66.8%	58.8%	58.8%	57.6%
% of FP17s for the same patient ID Re-attending between 3 & 9 months - Adults	2,676	4,383	61.1%	49.2%	51.2%	50.1%
% of FP17s for Band 1 Urgent Courses	386	6,290	6.1%	9.5%	8.0%	9.1%
% of FP17s Relating to Free Repair or Replacements	76	6,290	1.2%	0.8%	0.8%	0.8%
% of FP17s Relating to Continuations	84	6,290	1.3%	1.3%	1.2%	1.2%
% of Patients satisfied with the dentistry they have received	5	5	N/A	91.9%	92.7%	92.8%
% of Patients satisfied with the time they had to wait for an appointment	5	5	N/A	86.5%	89.1%	88.7%

\* This is based on patients treated on this contract for their most recent course of treatment. Figures in italics indicate the base number of FP17s or Patient Questionnaire responses are less than 100. N/A is shown where the base number of responses is less than 10 during the period. % is calculated as Quantity/Base number\*100

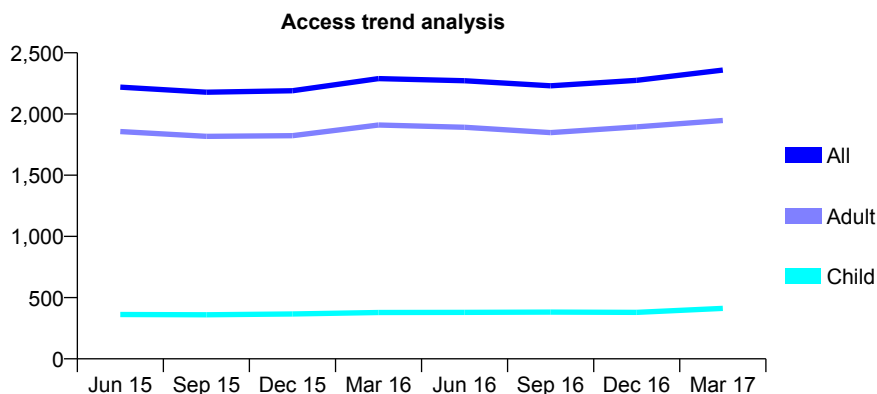
## Q56 - Vital Signs At a Glance Contract Report for 145297/0001 - Year end March 2017

Name or company name	Mr Hatem Shahin and Miss Gabriela Pirvu
Contract type name	GDS Contract
Purpose of contract	General
Contract start date	01/04/2012
Contract end date	

16/17 Contracted general activity (UDA)	6,737
Carry forward general activity (UDA)	-135
16/17 Contracted orthodontic activity (UOA)	0
Carry forward orthodontic activity (UOA)	0
Baseline contract value	£165,867.38

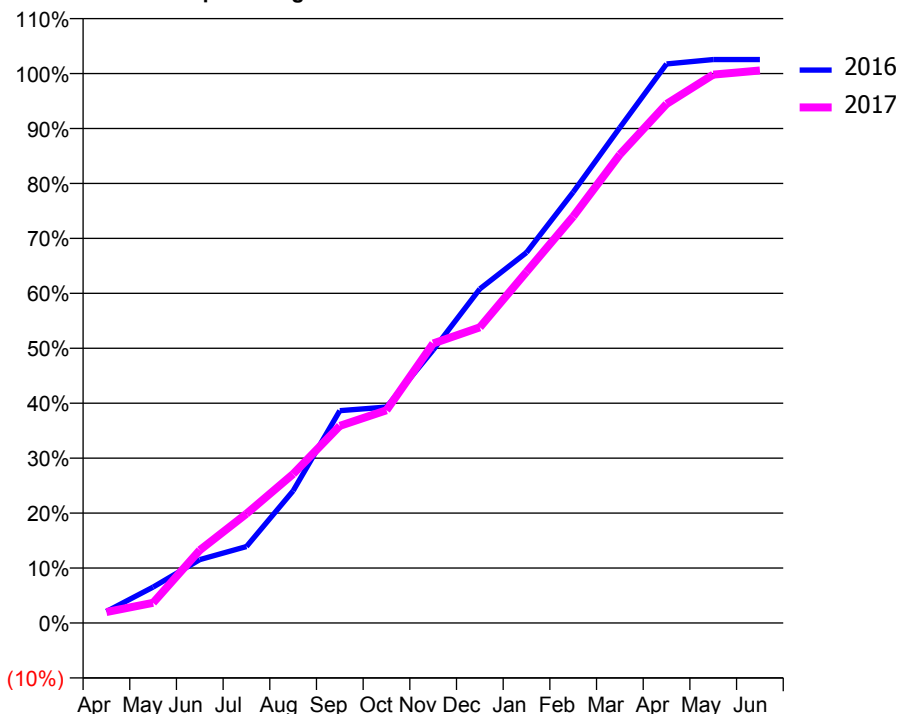
### ACCESS\*

Patients seen in 24 months	Total	Change since previous quarter
Quarter ending March 2016	2,289	
Quarter ending June 2016	2,272	→
Quarter ending September 2016	2,230	↓
Quarter ending December 2016	2,275	↑
Quarter ending March 2017	2,359	↑
<b>Variance since March 2016</b>	<b>3.1%</b>	<b>↑</b>



### ACTIVITY

Cumulative percentage of contracted UDA delivered 2016 & 2017



Adjusted Scheduled Activity (UDA)

Month	2016	2017
April	142	135
May	441	247
June	778	894
July	938	1,340
August	1,621	1,827
September	2,603	2,417
October	2,648	2,609
November	3,348	3,427
December	4,096	3,625
January	4,542	4,306
February	5,283	4,985
March	6,075	5,744
April	6,854	6,364
May	6,908	6,724
June	6,908	6,774

### QUALITY

	Quantity	Base Number	Contract	AT	Region	England
% of FP17s for the same patient ID Re-attending within 3 months - Children	39	554	7.0%	11.2%	12.0%	12.3%
% of FP17s for the same patient ID Re-attending within 3 months - Adults	229	2,193	10.4%	15.2%	16.0%	16.7%
% of FP17s for the same patient ID Re-attending between 3 & 9 months - Children	308	554	55.6%	58.8%	58.8%	57.6%
% of FP17s for the same patient ID Re-attending between 3 & 9 months - Adults	854	2,193	38.9%	49.2%	51.2%	50.1%
% of FP17s for Band 1 Urgent Courses	175	2,850	6.1%	9.5%	8.0%	9.1%
% of FP17s Relating to Free Repair or Replacements	38	2,850	1.3%	0.8%	0.8%	0.8%
% of FP17s Relating to Continuations	14	2,850	0.5%	1.3%	1.2%	1.2%
% of Patients satisfied with the dentistry they have received	8	9	N/A	91.9%	92.7%	92.8%
% of Patients satisfied with the time they had to wait for an appointment	6	9	N/A	86.5%	89.1%	88.7%

\* This is based on patients treated on this contract for their most recent course of treatment. Figures in italics indicate the base number of FP17s or Patient Questionnaire responses are less than 100. N/A is shown where the base number of responses is less than 10 during the period. % is calculated as Quantity/Base number\*100

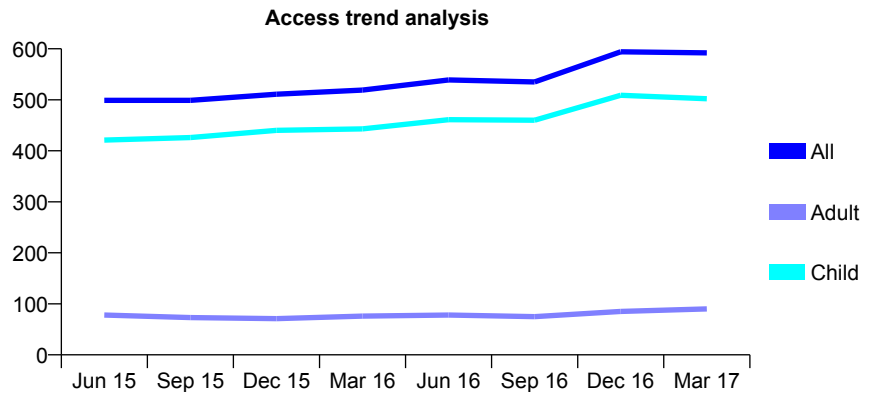
## Q56 - Vital Signs At a Glance Contract Report for 145300/0002 - Year end March 2017

Name or company name	The Hollies Dental Practice
Contract type name	GDS Contract
Purpose of contract	General
Contract start date	01/11/2007
Contract end date	

16/17 Contracted general activity (UDA)	1,067
Carry forward general activity (UDA)	9
16/17 Contracted orthodontic activity (UOA)	0
Carry forward orthodontic activity (UOA)	0
Baseline contract value	£48,493.18

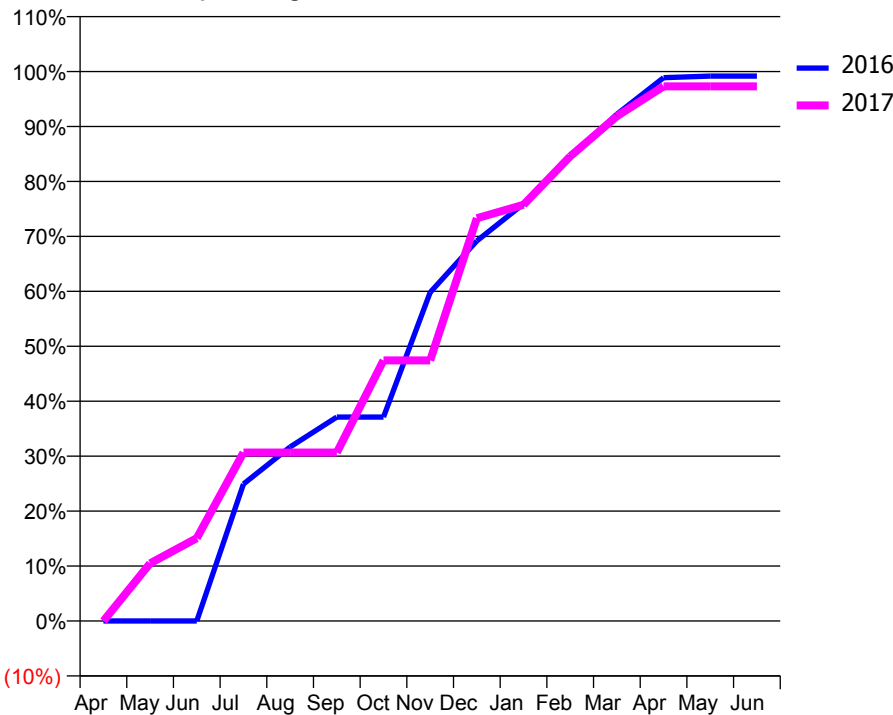
### ACCESS\*

Patients seen in 24 months	Total	Change since previous quarter
Quarter ending March 2016	519	
Quarter ending June 2016	539	↑
Quarter ending September 2016	535	→
Quarter ending December 2016	594	↑
Quarter ending March 2017	592	→
<b>Variance since March 2016</b>	<b>14.1%</b>	<b>↑</b>



### ACTIVITY

Cumulative percentage of contracted UDA delivered 2016 & 2017



Month	Adjusted Scheduled Activity (UDA)	
	2016	2017
April	0	0
May	0	112
June	0	161
July	266	327
August	338	327
September	396	327
October	396	506
November	638	506
December	738	782
January	810	808
February	901	902
March	984	980
April	1,055	1,038
May	1,058	1,038
June	1,058	1,038

### QUALITY

	Quantity	Base Number	Contract	AT	Region	England
% of FP17s for the same patient ID Re-attending within 3 months - Children	46	768	6.0%	11.2%	12.0%	12.3%
% of FP17s for the same patient ID Re-attending within 3 months - Adults	0	31	0.0%	15.2%	16.0%	16.7%
% of FP17s for the same patient ID Re-attending between 3 & 9 months - Children	509	768	66.3%	58.8%	58.8%	57.6%
% of FP17s for the same patient ID Re-attending between 3 & 9 months - Adults	23	31	74.2%	49.2%	51.2%	50.1%
% of FP17s for Band 1 Urgent Courses	1	780	0.1%	9.5%	8.0%	9.1%
% of FP17s Relating to Free Repair or Replacements	0	780	0.0%	0.8%	0.8%	0.8%
% of FP17s Relating to Continuations	0	780	0.0%	1.3%	1.2%	1.2%
% of Patients satisfied with the dentistry they have received	1	1	N/A	91.9%	92.7%	92.8%
% of Patients satisfied with the time they had to wait for an appointment	1	1	N/A	86.5%	89.1%	88.7%

\* This is based on patients treated on this contract for their most recent course of treatment. Figures in italics indicate the base number of FP17s or Patient Questionnaire responses are less than 100. N/A is shown where the base number of responses is less than 10 during the period. % is calculated as Quantity/Base number\*100



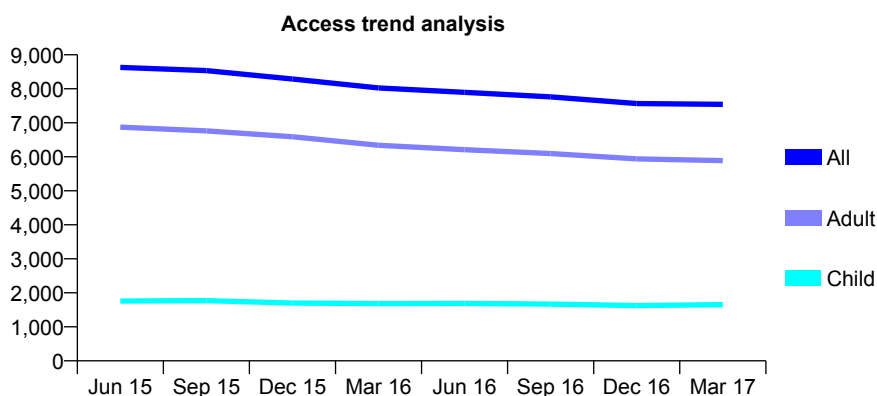
## Q56 - Vital Signs At a Glance Contract Report for 145904/0001 - Year end March 2017

Name or company name	1A Dental Practice Limited
Contract type name	GDS Contract
Purpose of contract	General
Contract start date	01/12/2010
Contract end date	

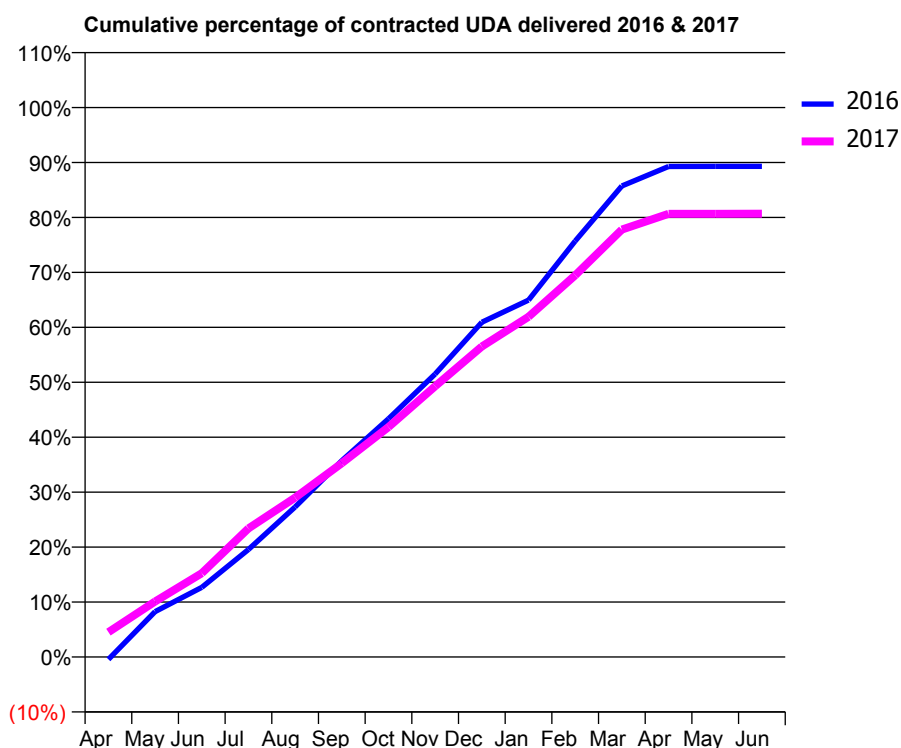
16/17 Contracted general activity (UDA)	20,907
Carry forward general activity (UDA)	0
16/17 Contracted orthodontic activity (UOA)	0
Carry forward orthodontic activity (UOA)	0
Baseline contract value	£507,936.91

### ACCESS\*

Patients seen in 24 months	Total	Change since previous quarter
Quarter ending March 2016	8,024	
Quarter ending June 2016	7,898	↓
Quarter ending September 2016	7,764	↓
Quarter ending December 2016	7,565	↓
Quarter ending March 2017	7,543	→
<b>Variance since March 2016</b>	<b>(6.0%)</b>	<b>↓</b>



### ACTIVITY



Month	Adjusted Scheduled Activity (UDA)	
	2016	2017
April	-96	945
May	1,728	2,112
June	2,652	3,189
July	4,090	4,893
August	5,711	6,066
September	7,469	7,374
October	9,063	8,750
November	10,766	10,304
December	12,737	11,815
January	13,577	12,944
February	15,828	14,525
March	17,923	16,264
April	18,664	16,864
May	18,669	16,864
June	18,668	16,866

### QUALITY

	Quantity	Base Number	Contract	AT	Region	England
% of FP17s for the same patient ID Re-attending within 3 months - Children	67	2,360	2.8%	11.2%	12.0%	12.3%
% of FP17s for the same patient ID Re-attending within 3 months - Adults	485	6,965	7.0%	15.2%	16.0%	16.7%
% of FP17s for the same patient ID Re-attending between 3 & 9 months - Children	1,407	2,360	59.6%	58.8%	58.8%	57.6%
% of FP17s for the same patient ID Re-attending between 3 & 9 months - Adults	3,079	6,965	44.2%	49.2%	51.2%	50.1%
% of FP17s for Band 1 Urgent Courses	345	9,271	3.7%	9.5%	8.0%	9.1%
% of FP17s Relating to Free Repair or Replacements	18	9,271	0.2%	0.8%	0.8%	0.8%
% of FP17s Relating to Continuations	87	9,271	0.9%	1.3%	1.2%	1.2%
% of Patients satisfied with the dentistry they have received	8	8	N/A	91.9%	92.7%	92.8%
% of Patients satisfied with the time they had to wait for an appointment	6	8	N/A	86.5%	89.1%	88.7%

\* This is based on patients treated on this contract for their most recent course of treatment. Figures in italics indicate the base number of FP17s or Patient Questionnaire responses are less than 100. N/A is shown where the base number of responses is less than 10 during the period. % is calculated as Quantity/Base number\*100

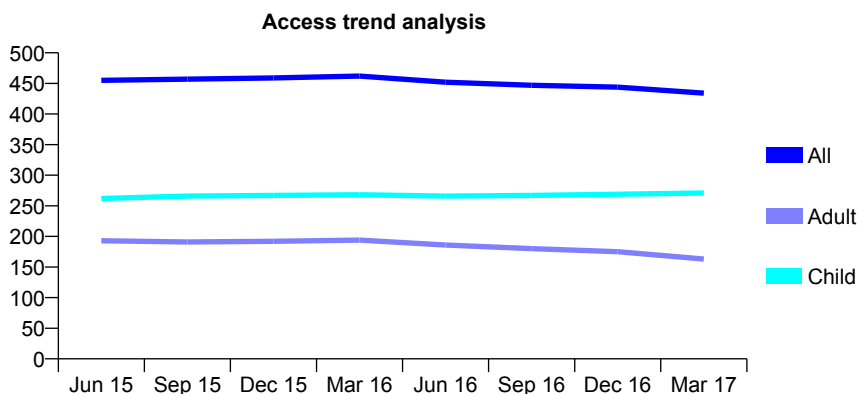
## Q56 - Vital Signs At a Glance Contract Report for 147052/0001 - Year end March 2017

Name or company name	Matley Dental Surgery
Contract type name	GDS Contract
Purpose of contract	General
Contract start date	01/04/2009
Contract end date	

16/17 Contracted general activity (UDA)	1,000
Carry forward general activity (UDA)	0
16/17 Contracted orthodontic activity (UOA)	0
Carry forward orthodontic activity (UOA)	0
Baseline contract value	£23,461.93

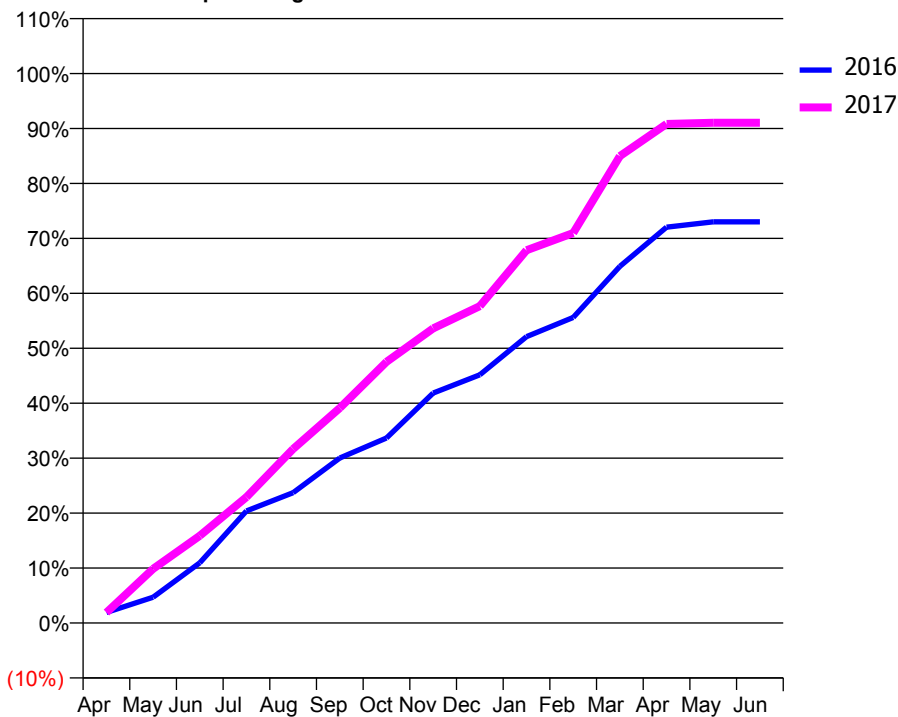
### ACCESS\*

Patients seen in 24 months	Total	Change since previous quarter
Quarter ending March 2016	462	
Quarter ending June 2016	452	↓
Quarter ending September 2016	447	↓
Quarter ending December 2016	444	→
Quarter ending March 2017	434	↓
<b>Variance since March 2016</b>	<b>(6.1%)</b>	<b>↓</b>



### ACTIVITY

Cumulative percentage of contracted UDA delivered 2016 & 2017



Month	Adjusted Scheduled Activity (UDA)	
	2016	2017
April	24	19
May	59	99
June	138	159
July	257	229
August	299	317
September	379	391
October	425	475
November	528	536
December	570	577
January	658	678
February	702	710
March	819	850
April	909	908
May	921	910
June	921	910

### QUALITY

	Quantity	Base Number	Contract	AT	Region	England
% of FP17s for the same patient ID Re-attending within 3 months - Children	23	398	5.8%	11.2%	12.0%	12.3%
% of FP17s for the same patient ID Re-attending within 3 months - Adults	41	189	21.7%	15.2%	16.0%	16.7%
% of FP17s for the same patient ID Re-attending between 3 & 9 months - Children	190	398	47.7%	58.8%	58.8%	57.6%
% of FP17s for the same patient ID Re-attending between 3 & 9 months - Adults	90	189	47.6%	49.2%	51.2%	50.1%
% of FP17s for Band 1 Urgent Courses	37	569	6.5%	9.5%	8.0%	9.1%
% of FP17s Relating to Free Repair or Replacements	0	569	0.0%	0.8%	0.8%	0.8%
% of FP17s Relating to Continuations	10	569	1.8%	1.3%	1.2%	1.2%
% of Patients satisfied with the dentistry they have received	2	2	N/A	91.9%	92.7%	92.8%
% of Patients satisfied with the time they had to wait for an appointment	1	2	N/A	86.5%	89.1%	88.7%

\* This is based on patients treated on this contract for their most recent course of treatment. Figures in italics indicate the base number of FP17s or Patient Questionnaire responses are less than 100. N/A is shown where the base number of responses is less than 10 during the period. % is calculated as Quantity/Base number\*100

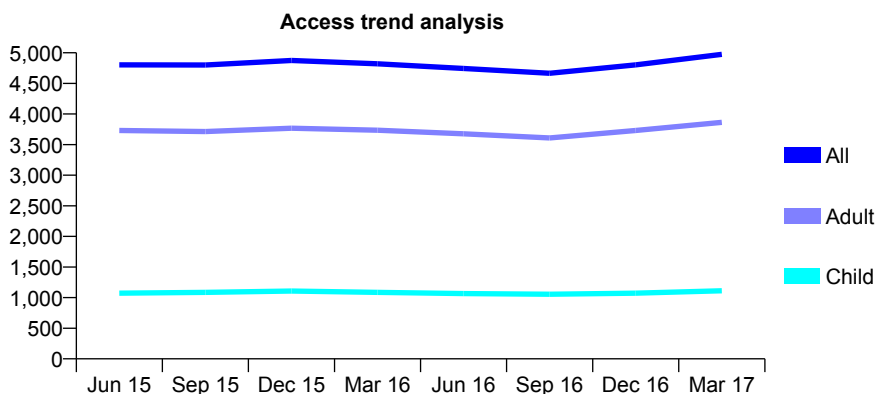
## Q56 - Vital Signs At a Glance Contract Report for 148342/0002 - Year end March 2017

Name or company name	Brundall Practice Limited
Contract type name	GDS Contract
Purpose of contract	General
Contract start date	01/10/2012
Contract end date	

16/17 Contracted general activity (UDA)	16,024
Carry forward general activity (UDA)	580
16/17 Contracted orthodontic activity (UOA)	0
Carry forward orthodontic activity (UOA)	0
Baseline contract value	£396,288.81

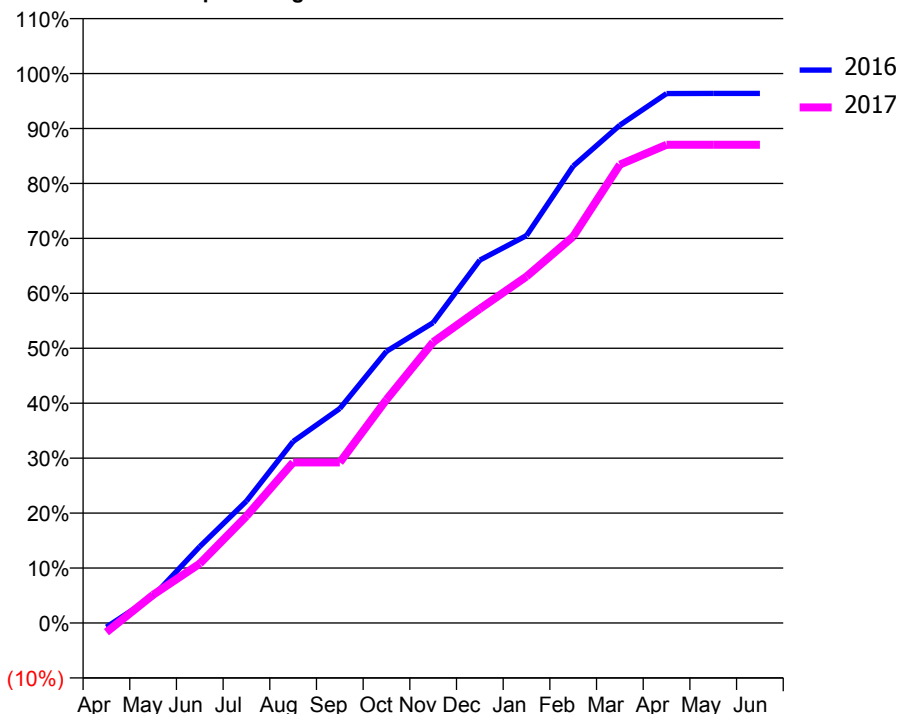
### ACCESS\*

Patients seen in 24 months	Total	Change since previous quarter
Quarter ending March 2016	4,820	
Quarter ending June 2016	4,743	↓
Quarter ending September 2016	4,665	↓
Quarter ending December 2016	4,802	↑
Quarter ending March 2017	4,975	↑
<b>Variance since March 2016</b>	<b>3.2%</b>	<b>↑</b>



### ACTIVITY

Cumulative percentage of contracted UDA delivered 2016 & 2017



Adjusted Scheduled Activity (UDA)

Month	2016	2017
April	-122	-271
May	779	824
June	2,232	1,732
July	3,556	3,116
August	5,296	4,685
September	6,254	4,685
October	7,922	6,516
November	8,758	8,193
December	10,582	9,163
January	11,296	10,104
February	13,325	11,271
March	14,518	13,365
April	15,441	13,946
May	15,444	13,946
June	15,444	13,946

### QUALITY

	Quantity	Base Number	Contract	AT	Region	England
% of FP17s for the same patient ID Re-attending within 3 months - Children	209	1,847	11.3%	11.2%	12.0%	12.3%
% of FP17s for the same patient ID Re-attending within 3 months - Adults	761	5,327	14.3%	15.2%	16.0%	16.7%
% of FP17s for the same patient ID Re-attending between 3 & 9 months - Children	1,118	1,847	60.5%	58.8%	58.8%	57.6%
% of FP17s for the same patient ID Re-attending between 3 & 9 months - Adults	2,750	5,327	51.6%	49.2%	51.2%	50.1%
% of FP17s for Band 1 Urgent Courses	372	6,986	5.3%	9.5%	8.0%	9.1%
% of FP17s Relating to Free Repair or Replacements	124	6,986	1.8%	0.8%	0.8%	0.8%
% of FP17s Relating to Continuations	229	6,986	3.3%	1.3%	1.2%	1.2%
% of Patients satisfied with the dentistry they have received	14	15	93.3%	91.9%	92.7%	92.8%
% of Patients satisfied with the time they had to wait for an appointment	13	15	86.7%	86.5%	89.1%	88.7%

\* This is based on patients treated on this contract for their most recent course of treatment. Figures in italics indicate the base number of FP17s or Patient Questionnaire responses are less than 100. N/A is shown where the base number of responses is less than 10 during the period. % is calculated as Quantity/Base number\*100

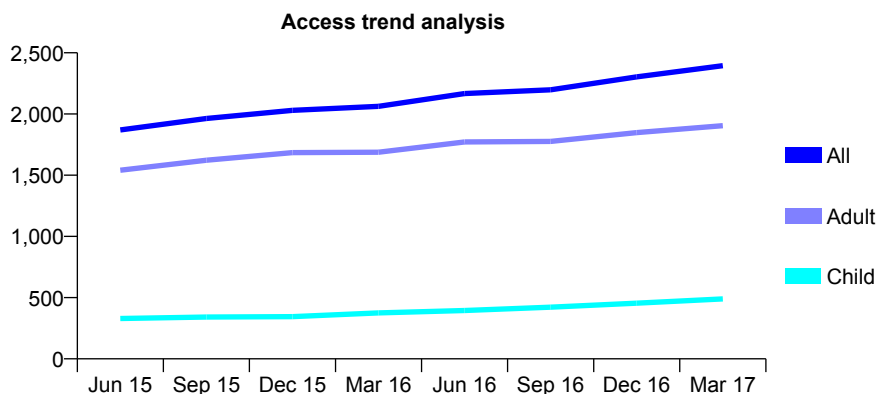
## Q56 - Vital Signs At a Glance Contract Report for 148393/0001 - Year end March 2017

Name or company name	Mr M. Eyrumlu and Mr Azad
Contract type name	GDS Contract
Purpose of contract	General
Contract start date	01/02/2014
Contract end date	

16/17 Contracted general activity (UDA)	9,000
Carry forward general activity (UDA)	0
16/17 Contracted orthodontic activity (UOA)	0
Carry forward orthodontic activity (UOA)	0
Baseline contract value	£263,363.46

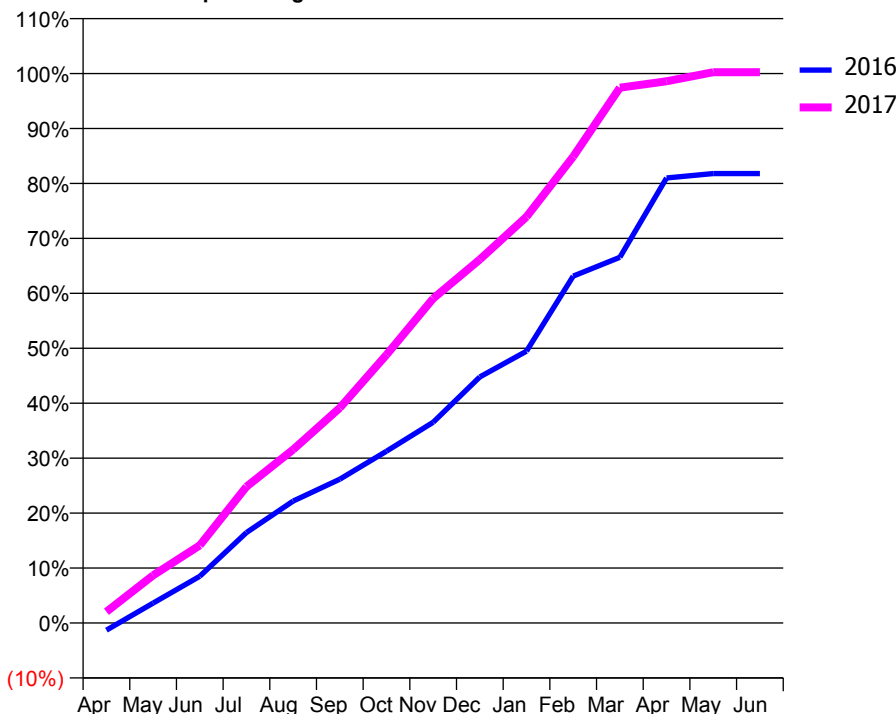
### ACCESS\*

Patients seen in 24 months	Total	Change since previous quarter
Quarter ending March 2016	2,063	
Quarter ending June 2016	2,167	↑
Quarter ending September 2016	2,198	→
Quarter ending December 2016	2,303	↑
Quarter ending March 2017	2,395	↑
<b>Variance since March 2016</b>	<b>16.1%</b>	<b>↑</b>



### ACTIVITY

Cumulative percentage of contracted UDA delivered 2016 & 2017



Adjusted Scheduled Activity (UDA)

Month	2016	2017
April	-118	185
May	326	781
June	766	1,273
July	1,482	2,233
August	1,997	2,840
September	2,355	3,523
October	2,814	4,393
November	3,288	5,315
December	4,030	5,954
January	4,452	6,654
February	5,681	7,640
March	5,991	8,767
April	7,290	8,872
May	7,362	9,022
June	7,362	9,022

### QUALITY

	Quantity	Base Number	Contract	AT	Region	England
% of FP17s for the same patient ID Re-attending within 3 months - Children	79	746	10.6%	11.2%	12.0%	12.3%
% of FP17s for the same patient ID Re-attending within 3 months - Adults	614	2,771	22.2%	15.2%	16.0%	16.7%
% of FP17s for the same patient ID Re-attending between 3 & 9 months - Children	308	746	41.3%	58.8%	58.8%	57.6%
% of FP17s for the same patient ID Re-attending between 3 & 9 months - Adults	625	2,771	22.6%	49.2%	51.2%	50.1%
% of FP17s for Band 1 Urgent Courses	580	3,175	18.3%	9.5%	8.0%	9.1%
% of FP17s Relating to Free Repair or Replacements	118	3,175	3.7%	0.8%	0.8%	0.8%
% of FP17s Relating to Continuations	111	3,175	3.5%	1.3%	1.2%	1.2%
% of Patients satisfied with the dentistry they have received	6	6	N/A	91.9%	92.7%	92.8%
% of Patients satisfied with the time they had to wait for an appointment	6	6	N/A	86.5%	89.1%	88.7%

\* This is based on patients treated on this contract for their most recent course of treatment. Figures in italics indicate the base number of FP17s or Patient Questionnaire responses are less than 100. N/A is shown where the base number of responses is less than 10 during the period. % is calculated as Quantity/Base number\*100

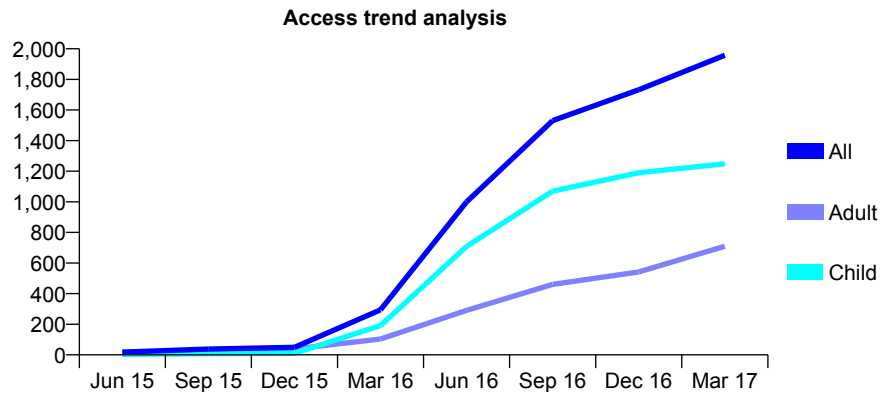
## Q56 - Vital Signs At a Glance Contract Report for 149071/0001 - Year end March 2017

Name or company name	P.V. Humber & C. Hancock
Contract type name	GDS Contract
Purpose of contract	General
Contract start date	01/04/2015
Contract end date	

16/17 Contracted general activity (UDA)	4,694
Carry forward general activity (UDA)	26
16/17 Contracted orthodontic activity (UOA)	0
Carry forward orthodontic activity (UOA)	0
Baseline contract value	£119,213.88

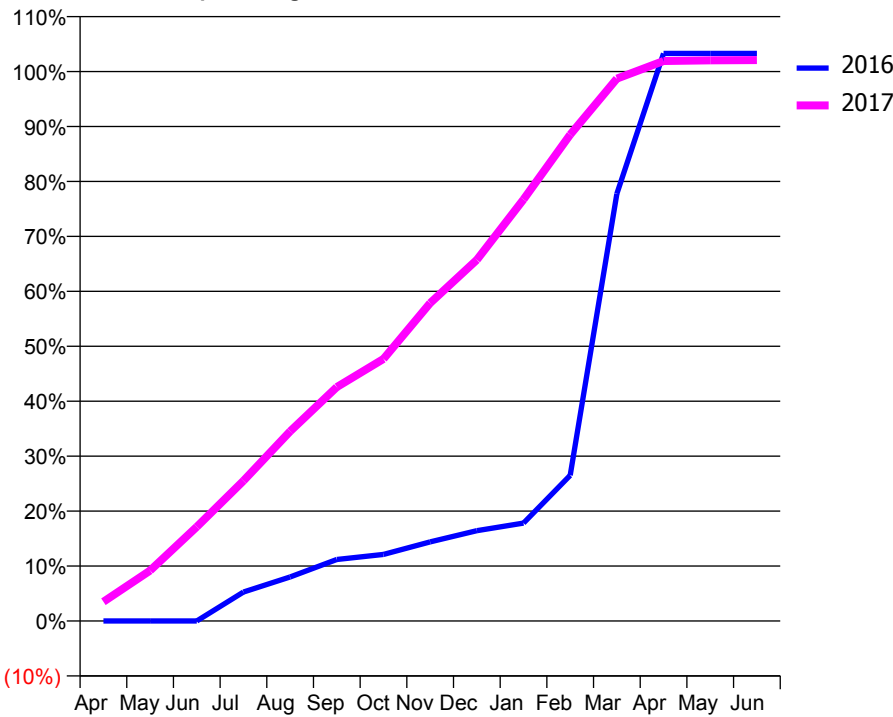
### ACCESS\*

Patients seen in 24 months	Total	Change since previous quarter
Quarter ending March 2016	294	
Quarter ending June 2016	1,000	↑
Quarter ending September 2016	1,531	↑
Quarter ending December 2016	1,732	↑
Quarter ending March 2017	1,958	↑
<b>Variance since March 2016</b>	<b>566.0%</b>	<b>↑</b>



### ACTIVITY

Cumulative percentage of contracted UDA delivered 2016 & 2017



Month	Adjusted Scheduled Activity (UDA)	
	2016	2017
April	0	165
May	0	431
June	0	805
July	23	1,198
August	35	1,620
September	49	1,999
October	53	2,238
November	63	2,716
December	72	3,085
January	78	3,601
February	116	4,155
March	341	4,633
April	453	4,784
May	453	4,790
June	453	4,792

### QUALITY

	Quantity	Base Number	Contract	AT	Region	England
% of FP17s for the same patient ID Re-attending within 3 months - Children	97	2,040	4.8%	11.2%	12.0%	12.3%
% of FP17s for the same patient ID Re-attending within 3 months - Adults	103	1,025	10.0%	15.2%	16.0%	16.7%
% of FP17s for the same patient ID Re-attending between 3 & 9 months - Children	718	2,040	35.2%	58.8%	58.8%	57.6%
% of FP17s for the same patient ID Re-attending between 3 & 9 months - Adults	289	1,025	28.2%	49.2%	51.2%	50.1%
% of FP17s for Band 1 Urgent Courses	64	3,093	2.1%	9.5%	8.0%	9.1%
% of FP17s Relating to Free Repair or Replacements	0	3,093	0.0%	0.8%	0.8%	0.8%
% of FP17s Relating to Continuations	0	3,093	0.0%	1.3%	1.2%	1.2%
% of Patients satisfied with the dentistry they have received	6	6	N/A	91.9%	92.7%	92.8%
% of Patients satisfied with the time they had to wait for an appointment	6	6	N/A	86.5%	89.1%	88.7%

\* This is based on patients treated on this contract for their most recent course of treatment. Figures in italics indicate the base number of FP17s or Patient Questionnaire responses are less than 100. N/A is shown where the base number of responses is less than 10 during the period. % is calculated as Quantity/Base number\*100

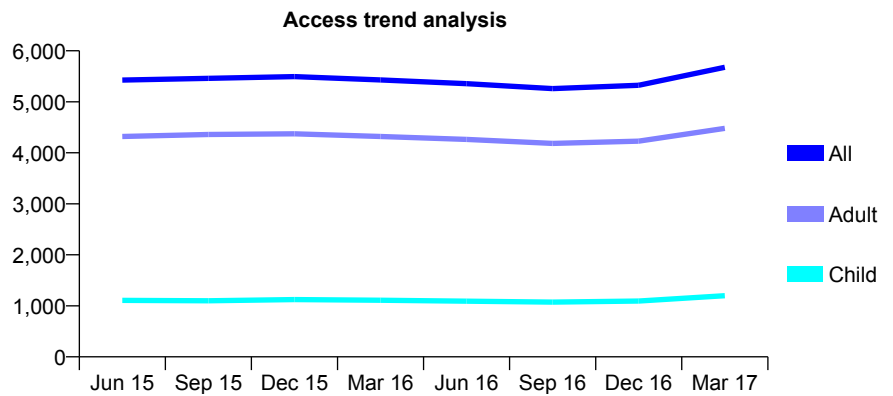
## Q56 - Vital Signs At a Glance Contract Report for 149462/0001 - Year end March 2017

Name or company name	A H Trueman Ltd
Contract type name	Pilot Contract
Purpose of contract	General
Contract start date	01/04/2008
Contract end date	

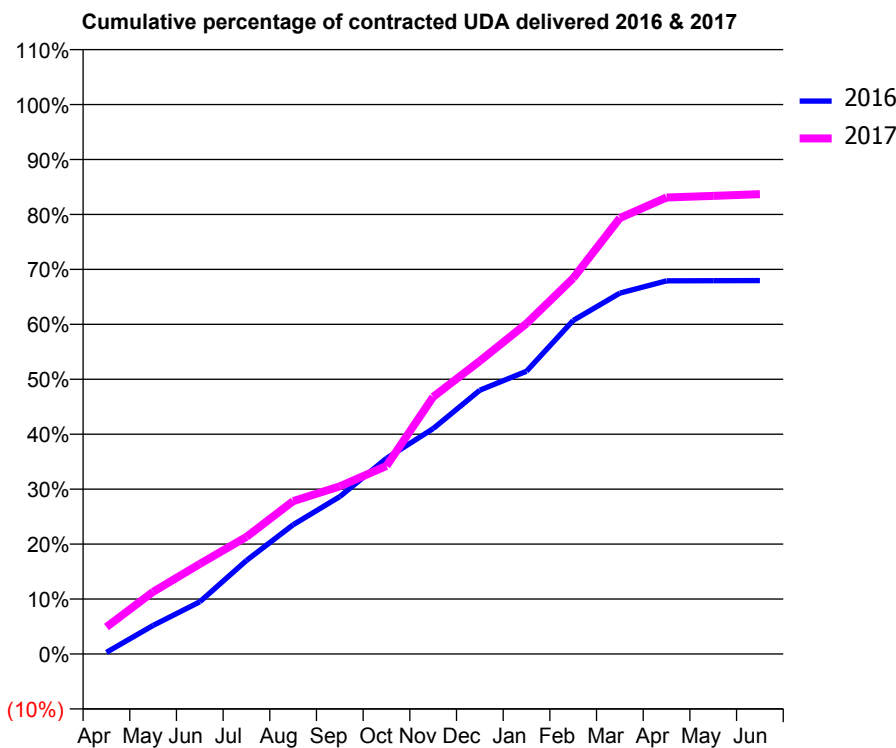
16/17 Contracted general activity (UDA)	16,655
Carry forward general activity (UDA)	0
16/17 Contracted orthodontic activity (UOA)	0
Carry forward orthodontic activity (UOA)	0
Baseline contract value	£413,951.29

### ACCESS\*

Patients seen in 24 months	Total	Change since previous quarter
Quarter ending March 2016	5,430	
Quarter ending June 2016	5,356	↓
Quarter ending September 2016	5,259	↓
Quarter ending December 2016	5,323	→
Quarter ending March 2017	5,678	↑
<b>Variance since March 2016</b>	<b>4.6%</b>	<b>↑</b>



### ACTIVITY



Month	Adjusted Scheduled Activity (UDA)	
	2016	2017
April	52	820
May	867	1,886
June	1,584	2,729
July	2,835	3,550
August	3,919	4,632
September	4,773	5,084
October	5,932	5,701
November	6,833	7,795
December	7,997	8,880
January	8,570	10,015
February	10,108	11,392
March	10,937	13,213
April	11,309	13,839
May	11,314	13,885
June	11,318	13,939

### QUALITY

	Quantity	Base Number	Contract	AT	Region	England
% of FP17s for the same patient ID Re-attending within 3 months - Children	88	1,689	5.2%	11.2%	12.0%	12.3%
% of FP17s for the same patient ID Re-attending within 3 months - Adults	731	6,058	12.1%	15.2%	16.0%	16.7%
% of FP17s for the same patient ID Re-attending between 3 & 9 months - Children	953	1,689	56.4%	58.8%	58.8%	57.6%
% of FP17s for the same patient ID Re-attending between 3 & 9 months - Adults	3,111	6,058	51.4%	49.2%	51.2%	50.1%
% of FP17s for Band 1 Urgent Courses	4	7,806	0.1%	9.5%	8.0%	9.1%
% of FP17s Relating to Free Repair or Replacements	17	7,806	0.2%	0.8%	0.8%	0.8%
% of FP17s Relating to Continuations	340	7,806	4.4%	1.3%	1.2%	1.2%
% of Patients satisfied with the dentistry they have received	6	9	N/A	91.9%	92.7%	92.8%
% of Patients satisfied with the time they had to wait for an appointment	4	9	N/A	86.5%	89.1%	88.7%

\* This is based on patients treated on this contract for their most recent course of treatment. Figures in italics indicate the base number of FP17s or Patient Questionnaire responses are less than 100. N/A is shown where the base number of responses is less than 10 during the period. % is calculated as Quantity/Base number\*100

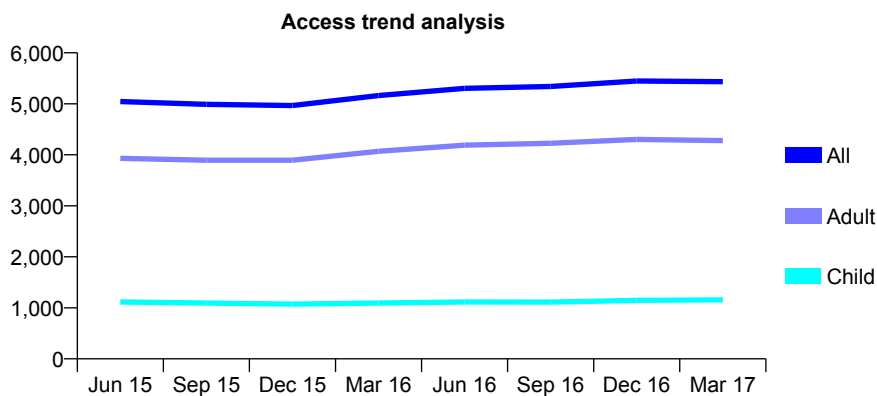
## Q56 - Vital Signs At a Glance Contract Report for 151270/0001 - Year end March 2017

Name or company name	Station View Dental Practice
Contract type name	GDS Contract
Purpose of contract	General
Contract start date	01/10/2010
Contract end date	

16/17 Contracted general activity (UDA)	14,315
Carry forward general activity (UDA)	-176
16/17 Contracted orthodontic activity (UOA)	0
Carry forward orthodontic activity (UOA)	0
Baseline contract value	£332,905.32

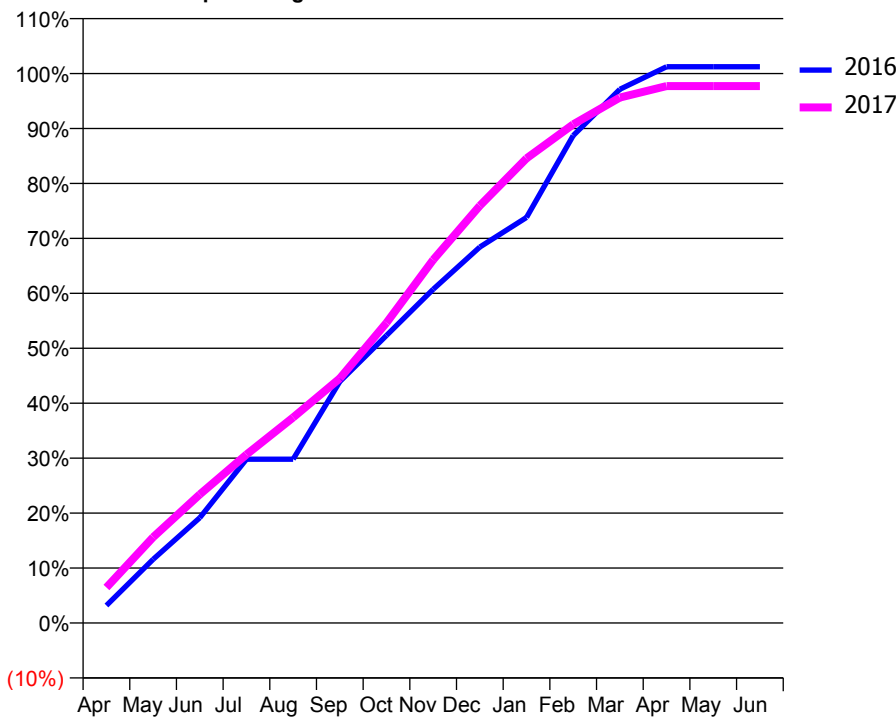
### ACCESS\*

Patients seen in 24 months	Total	Change since previous quarter
Quarter ending March 2016	5,162	
Quarter ending June 2016	5,304	↑
Quarter ending September 2016	5,339	→
Quarter ending December 2016	5,448	↑
Quarter ending March 2017	5,434	→
<b>Variance since March 2016</b>	<b>5.3%</b>	<b>↑</b>



### ACTIVITY

Cumulative percentage of contracted UDA delivered 2016 & 2017



Month	Adjusted Scheduled Activity (UDA)	
	2016	2017
April	458	925
May	1,658	2,237
June	2,743	3,351
July	4,269	4,388
August	4,269	5,356
September	6,288	6,373
October	7,490	7,822
November	8,692	9,460
December	9,793	10,873
January	10,567	12,105
February	12,698	12,992
March	13,904	13,689
April	14,491	13,987
May	14,491	13,986
June	14,491	13,987

### QUALITY

	Quantity	Base Number	Contract	AT	Region	England
% of FP17s for the same patient ID Re-attending within 3 months - Children	68	1,493	4.6%	11.2%	12.0%	12.3%
% of FP17s for the same patient ID Re-attending within 3 months - Adults	770	5,740	13.4%	15.2%	16.0%	16.7%
% of FP17s for the same patient ID Re-attending between 3 & 9 months - Children	652	1,493	43.7%	58.8%	58.8%	57.6%
% of FP17s for the same patient ID Re-attending between 3 & 9 months - Adults	2,785	5,740	48.5%	49.2%	51.2%	50.1%
% of FP17s for Band 1 Urgent Courses	483	7,117	6.8%	9.5%	8.0%	9.1%
% of FP17s Relating to Free Repair or Replacements	71	7,117	1.0%	0.8%	0.8%	0.8%
% of FP17s Relating to Continuations	179	7,117	2.5%	1.3%	1.2%	1.2%
% of Patients satisfied with the dentistry they have received	14	14	100.0%	91.9%	92.7%	92.8%
% of Patients satisfied with the time they had to wait for an appointment	13	14	92.9%	86.5%	89.1%	88.7%

\* This is based on patients treated on this contract for their most recent course of treatment. Figures in italics indicate the base number of FP17s or Patient Questionnaire responses are less than 100. N/A is shown where the base number of responses is less than 10 during the period. % is calculated as Quantity/Base number\*100



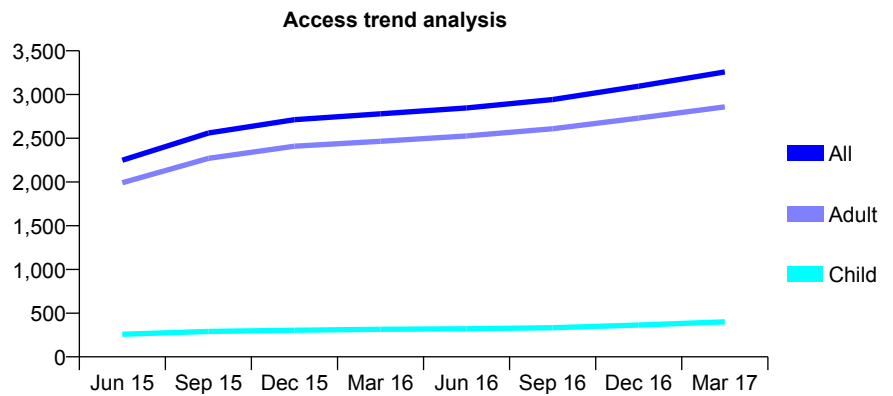
## Q56 - Vital Signs At a Glance Contract Report for 153990/0001 - Year end March 2017

Name or company name	Hunstanton Dental Practice
Contract type name	GDS Contract
Purpose of contract	General
Contract start date	31/10/2014
Contract end date	

16/17 Contracted general activity (UDA)	10,400
Carry forward general activity (UDA)	16
16/17 Contracted orthodontic activity (UOA)	0
Carry forward orthodontic activity (UOA)	0
Baseline contract value	£299,510.36

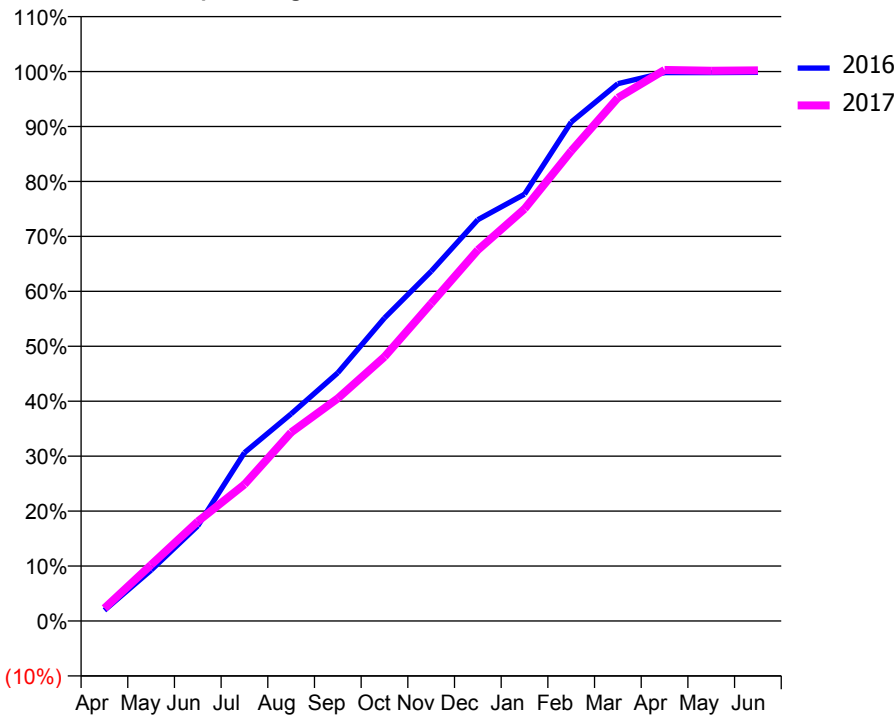
### ACCESS\*

Patients seen in 24 months	Total	Change since previous quarter
Quarter ending March 2016	2,780	
Quarter ending June 2016	2,847	↑
Quarter ending September 2016	2,942	↑
Quarter ending December 2016	3,095	↑
Quarter ending March 2017	3,258	↑
<b>Variance since March 2016</b>	<b>17.2%</b>	<b>↑</b>



### ACTIVITY

Cumulative percentage of contracted UDA delivered 2016 & 2017



Month	Adjusted Scheduled Activity (UDA)	
	2016	2017
April	204	240
May	963	1,064
June	1,800	1,883
July	3,186	2,586
August	3,920	3,569
September	4,699	4,214
October	5,736	5,000
November	6,620	6,009
December	7,595	7,021
January	8,076	7,800
February	9,442	8,895
March	10,169	9,902
April	10,379	10,429
May	10,380	10,415
June	10,384	10,421

### QUALITY

	Quantity	Base Number	Contract	AT	Region	England
% of FP17s for the same patient ID Re-attending within 3 months - Children	32	561	5.7%	11.2%	12.0%	12.3%
% of FP17s for the same patient ID Re-attending within 3 months - Adults	402	4,139	9.7%	15.2%	16.0%	16.7%
% of FP17s for the same patient ID Re-attending between 3 & 9 months - Children	346	561	61.7%	58.8%	58.8%	57.6%
% of FP17s for the same patient ID Re-attending between 3 & 9 months - Adults	2,506	4,139	60.5%	49.2%	51.2%	50.1%
% of FP17s for Band 1 Urgent Courses	159	4,793	3.3%	9.5%	8.0%	9.1%
% of FP17s Relating to Free Repair or Replacements	14	4,793	0.3%	0.8%	0.8%	0.8%
% of FP17s Relating to Continuations	31	4,793	0.6%	1.3%	1.2%	1.2%
% of Patients satisfied with the dentistry they have received	16	16	100.0%	91.9%	92.7%	92.8%
% of Patients satisfied with the time they had to wait for an appointment	16	16	100.0%	86.5%	89.1%	88.7%

\* This is based on patients treated on this contract for their most recent course of treatment. Figures in italics indicate the base number of FP17s or Patient Questionnaire responses are less than 100. N/A is shown where the base number of responses is less than 10 during the period. % is calculated as Quantity/Base number\*100

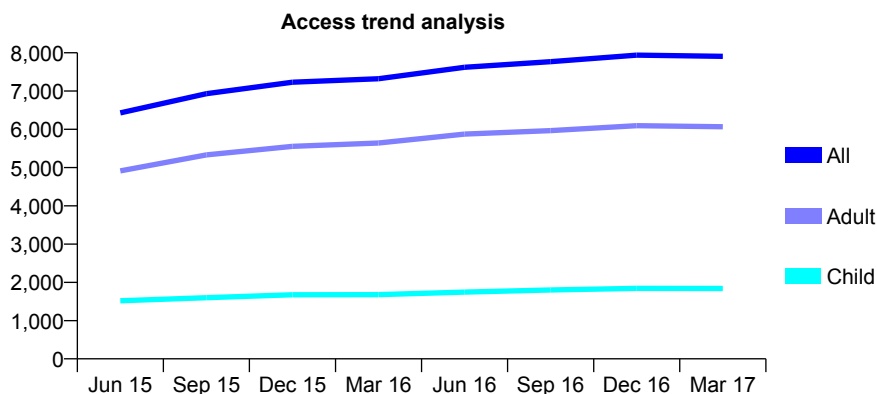
## Q56 - Vital Signs At a Glance Contract Report for 154180/0001 - Year end March 2017

Name or company name	Mr Abdel R Achour & Ms Stacey Gore
Contract type name	GDS Contract
Purpose of contract	General
Contract start date	01/03/2014
Contract end date	

16/17 Contracted general activity (UDA)	19,213
Carry forward general activity (UDA)	-384
16/17 Contracted orthodontic activity (UOA)	0
Carry forward orthodontic activity (UOA)	0
Baseline contract value	£465,241.86

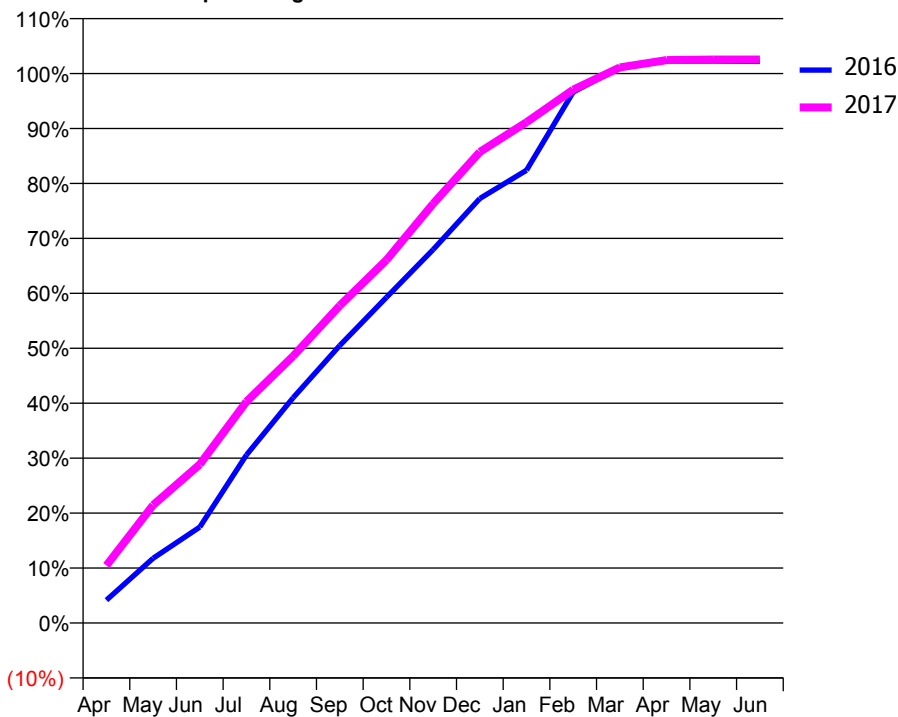
### ACCESS\*

Patients seen in 24 months	Total	Change since previous quarter
Quarter ending March 2016	7,321	
Quarter ending June 2016	7,623	↑
Quarter ending September 2016	7,767	→
Quarter ending December 2016	7,939	↑
Quarter ending March 2017	7,907	→
<b>Variance since March 2016</b>	<b>8.0%</b>	<b>↑</b>



### ACTIVITY

Cumulative percentage of contracted UDA delivered 2016 & 2017



Month	Adjusted Scheduled Activity (UDA)	
	2016	2017
April	799	2,010
May	2,263	4,123
June	3,354	5,545
July	5,879	7,744
August	7,876	9,334
September	9,705	11,100
October	11,386	12,692
November	13,056	14,663
December	14,842	16,468
January	15,830	17,511
February	18,562	18,645
March	19,430	19,424
April	19,644	19,681
May	19,648	19,700
June	19,637	19,700

### QUALITY

	Quantity	Base Number	Contract	AT	Region	England
% of FP17s for the same patient ID Re-attending within 3 months - Children	164	2,886	5.7%	11.2%	12.0%	12.3%
% of FP17s for the same patient ID Re-attending within 3 months - Adults	634	6,494	9.8%	15.2%	16.0%	16.7%
% of FP17s for the same patient ID Re-attending between 3 & 9 months - Children	1,939	2,886	67.2%	58.8%	58.8%	57.6%
% of FP17s for the same patient ID Re-attending between 3 & 9 months - Adults	2,534	6,494	39.0%	49.2%	51.2%	50.1%
% of FP17s for Band 1 Urgent Courses	534	9,350	5.7%	9.5%	8.0%	9.1%
% of FP17s Relating to Free Repair or Replacements	80	9,350	0.9%	0.8%	0.8%	0.8%
% of FP17s Relating to Continuations	56	9,350	0.6%	1.3%	1.2%	1.2%
% of Patients satisfied with the dentistry they have received	11	12	91.7%	91.9%	92.7%	92.8%
% of Patients satisfied with the time they had to wait for an appointment	11	12	91.7%	86.5%	89.1%	88.7%

\* This is based on patients treated on this contract for their most recent course of treatment. Figures in italics indicate the base number of FP17s or Patient Questionnaire responses are less than 100. N/A is shown where the base number of responses is less than 10 during the period. % is calculated as Quantity/Base number\*100

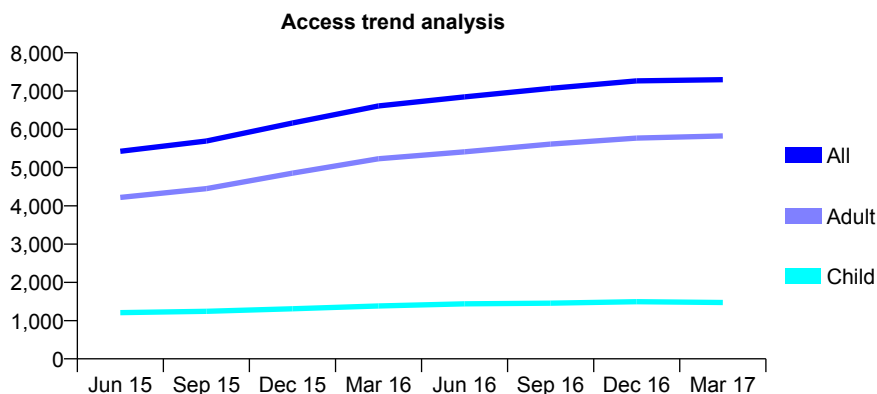
## Q56 - Vital Signs At a Glance Contract Report for 155748/0001 - Year end March 2017

Name or company name	Woodview Dental Health Dental Practice P:
Contract type name	GDS Contract
Purpose of contract	General
Contract start date	01/04/2014
Contract end date	

16/17 Contracted general activity (UDA)	24,407
Carry forward general activity (UDA)	0
16/17 Contracted orthodontic activity (UOA)	0
Carry forward orthodontic activity (UOA)	0
Baseline contract value	£636,692.89

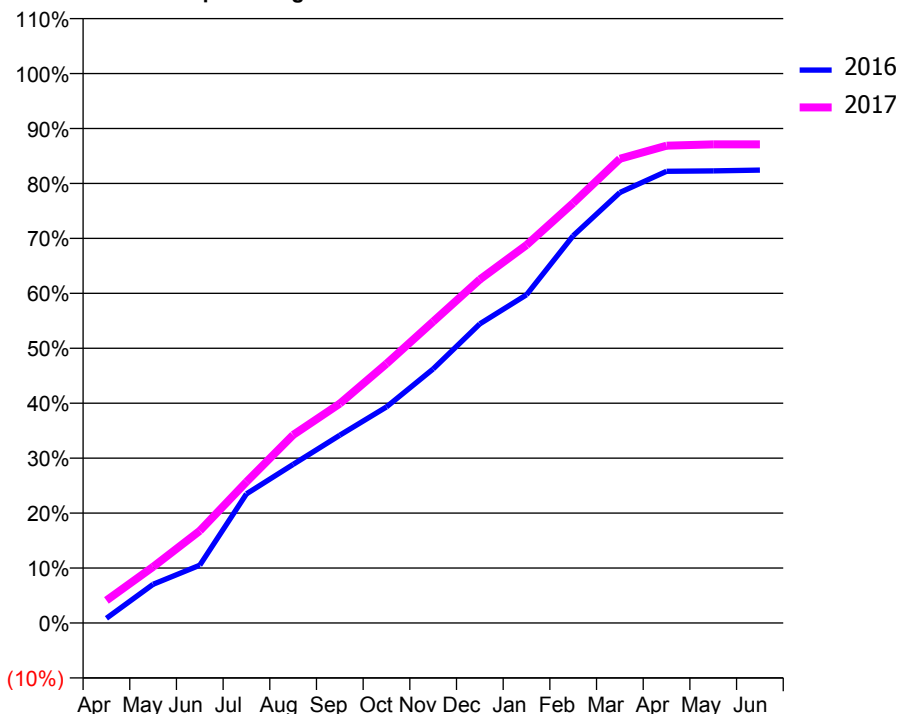
### ACCESS\*

Patients seen in 24 months	Total	Change since previous quarter
Quarter ending March 2016	6,611	
Quarter ending June 2016	6,849	↑
Quarter ending September 2016	7,071	↑
Quarter ending December 2016	7,265	↑
Quarter ending March 2017	7,299	→
<b>Variance since March 2016</b>	<b>10.4%</b>	<b>↑</b>



### ACTIVITY

**Cumulative percentage of contracted UDA delivered 2016 & 2017**



**Adjusted Scheduled Activity (UDA)**

Month	2016	2017
April	213	1,007
May	1,719	2,495
June	2,569	4,096
July	5,737	6,266
August	7,043	8,354
September	8,340	9,745
October	9,598	11,518
November	11,285	13,388
December	13,287	15,262
January	14,577	16,787
February	17,203	18,654
March	19,121	20,622
April	20,065	21,202
May	20,080	21,260
June	20,115	21,259

### QUALITY

	Quantity	Base Number	Contract	AT	Region	England
% of FP17s for the same patient ID Re-attending within 3 months - Children	172	2,297	7.5%	11.2%	12.0%	12.3%
% of FP17s for the same patient ID Re-attending within 3 months - Adults	1,062	8,202	12.9%	15.2%	16.0%	16.7%
% of FP17s for the same patient ID Re-attending between 3 & 9 months - Children	1,436	2,297	62.5%	58.8%	58.8%	57.6%
% of FP17s for the same patient ID Re-attending between 3 & 9 months - Adults	4,525	8,202	55.2%	49.2%	51.2%	50.1%
% of FP17s for Band 1 Urgent Courses	844	10,270	8.2%	9.5%	8.0%	9.1%
% of FP17s Relating to Free Repair or Replacements	42	10,270	0.4%	0.8%	0.8%	0.8%
% of FP17s Relating to Continuations	143	10,270	1.4%	1.3%	1.2%	1.2%
% of Patients satisfied with the dentistry they have received	17	18	94.4%	91.9%	92.7%	92.8%
% of Patients satisfied with the time they had to wait for an appointment	18	18	100.0%	86.5%	89.1%	88.7%

\* This is based on patients treated on this contract for their most recent course of treatment. Figures in italics indicate the base number of FP17s or Patient Questionnaire responses are less than 100. N/A is shown where the base number of responses is less than 10 during the period. % is calculated as Quantity/Base number\*100

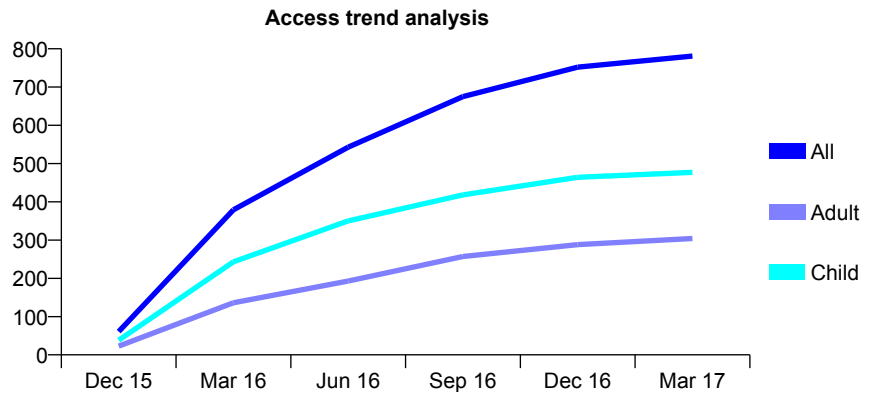
## Q56 - Vital Signs At a Glance Contract Report for 157635/0001 - Year end March 2017

Name or company name	Friars Street Dental Ltd
Contract type name	GDS Contract
Purpose of contract	General and Orthodontic
Contract start date	01/11/2015
Contract end date	

16/17 Contracted general activity (UDA)	2,500
Carry forward general activity (UDA)	8
16/17 Contracted orthodontic activity (UOA)	2,022
Carry forward orthodontic activity (UOA)	0
Baseline contract value	£184,009.30

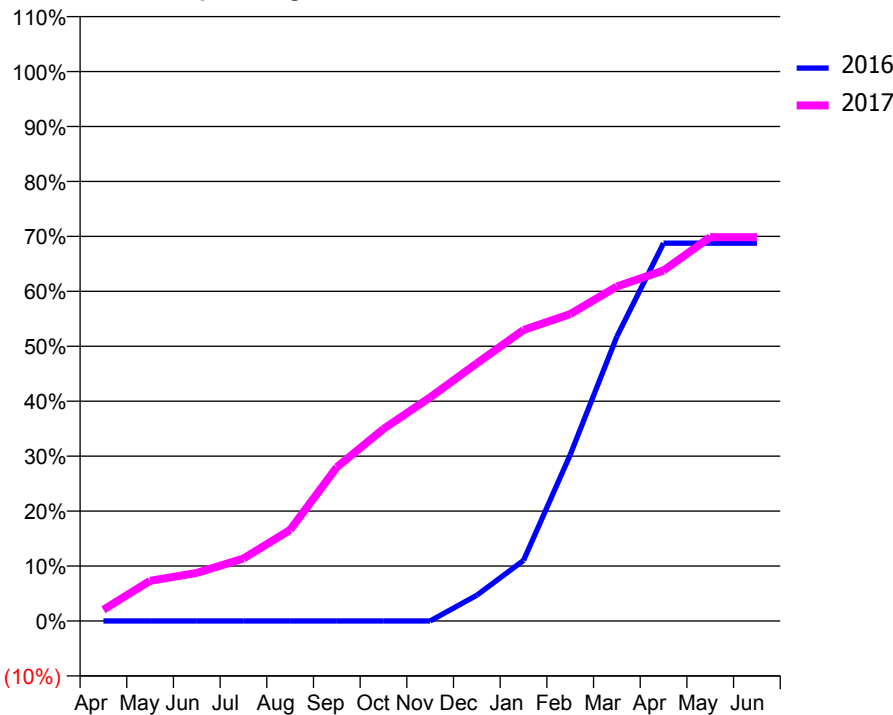
### ACCESS\*

Patients seen in 24 months	Total	Change since previous quarter
Quarter ending March 2016	379	
Quarter ending June 2016	543	↑
Quarter ending September 2016	675	↑
Quarter ending December 2016	752	↑
Quarter ending March 2017	781	↑
<b>Variance since March 2016</b>	<b>106.1%</b>	<b>↑</b>



### ACTIVITY

Cumulative percentage of contracted UDA delivered 2016 & 2017



Month	Adjusted Scheduled Activity (UDA)	
	2016	2017
April	0	51
May	0	183
June	0	219
July	0	284
August	0	415
September	0	700
October	0	874
November	0	1,018
December	49	1,172
January	115	1,324
February	315	1,396
March	539	1,522
April	716	1,594
May	716	1,747
June	716	1,747

### QUALITY

	Quantity	Base Number	Contract	AT	Region	England
% of FP17s for the same patient ID Re-attending within 3 months - Children	46	884	5.2%	11.2%	12.0%	12.3%
% of FP17s for the same patient ID Re-attending within 3 months - Adults	37	383	9.7%	15.2%	16.0%	16.7%
% of FP17s for the same patient ID Re-attending between 3 & 9 months - Children	316	884	35.7%	58.8%	58.8%	57.6%
% of FP17s for the same patient ID Re-attending between 3 & 9 months - Adults	160	383	41.8%	49.2%	51.2%	50.1%
% of FP17s for Band 1 Urgent Courses	13	1,086	1.2%	9.5%	8.0%	9.1%
% of FP17s Relating to Free Repair or Replacements	0	1,086	0.0%	0.8%	0.8%	0.8%
% of FP17s Relating to Continuations	3	1,086	0.3%	1.3%	1.2%	1.2%
% of Patients satisfied with the dentistry they have received	2	2	N/A	91.9%	92.7%	92.8%
% of Patients satisfied with the time they had to wait for an appointment	2	2	N/A	86.5%	89.1%	88.7%

\* This is based on patients treated on this contract for their most recent course of treatment. Figures in italics indicate the base number of FP17s or Patient Questionnaire responses are less than 100. N/A is shown where the base number of responses is less than 10 during the period. % is calculated as Quantity/Base number\*100

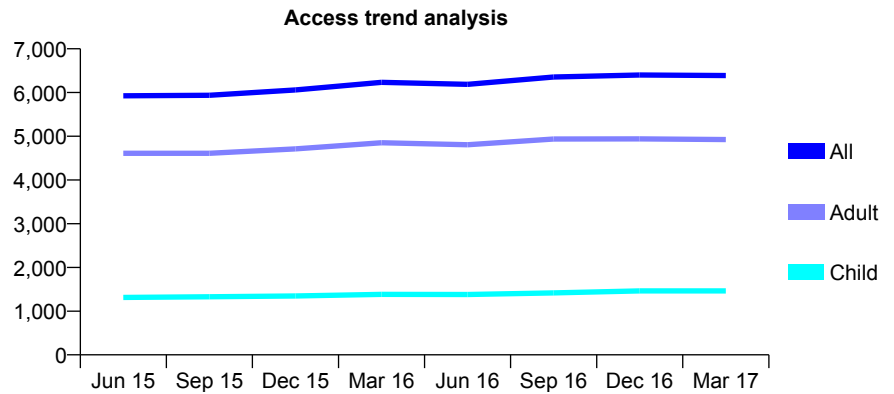
## Q56 - Vital Signs At a Glance Contract Report for 158194/0023 - Year end March 2017

Name or company name	Denticare Ltd
Contract type name	GDS Contract
Purpose of contract	General
Contract start date	01/06/2009
Contract end date	

16/17 Contracted general activity (UDA)	14,965
Carry forward general activity (UDA)	476
16/17 Contracted orthodontic activity (UOA)	0
Carry forward orthodontic activity (UOA)	0
Baseline contract value	£354,224.95

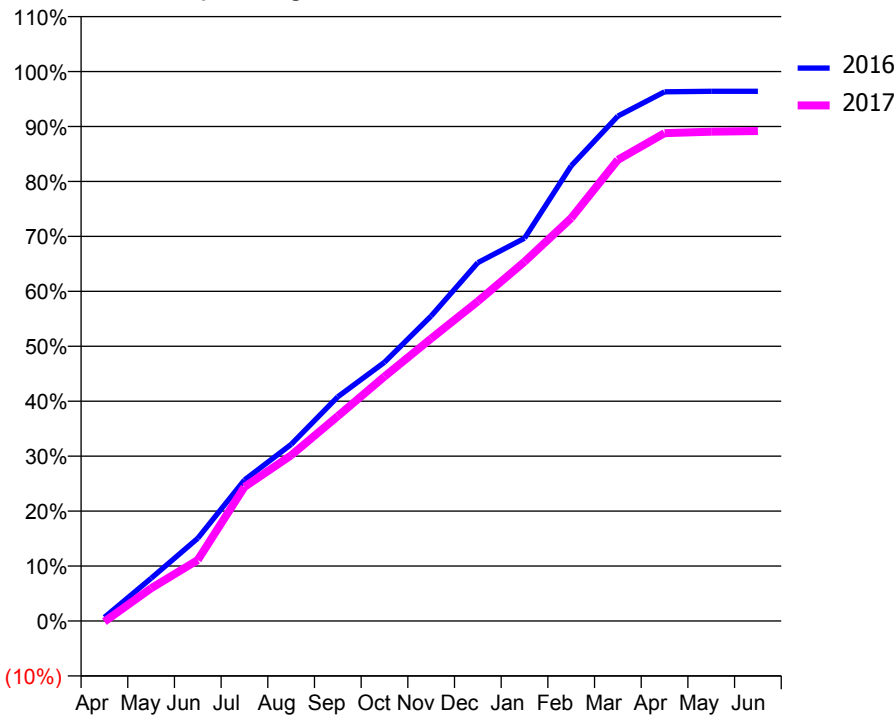
### ACCESS\*

Patients seen in 24 months	Total	Change since previous quarter
Quarter ending March 2016	6,234	
Quarter ending June 2016	6,186	→
Quarter ending September 2016	6,356	↑
Quarter ending December 2016	6,402	→
Quarter ending March 2017	6,387	→
<b>Variance since March 2016</b>	<b>2.5%</b>	<b>↑</b>



### ACTIVITY

Cumulative percentage of contracted UDA delivered 2016 & 2017



Month	Adjusted Scheduled Activity (UDA)	
	2016	2017
April	101	-20
May	1,165	891
June	2,253	1,660
July	3,841	3,650
August	4,809	4,514
September	6,106	5,578
October	7,047	6,659
November	8,308	7,694
December	9,761	8,707
January	10,423	9,786
February	12,397	10,974
March	13,752	12,560
April	14,413	13,287
May	14,426	13,327
June	14,427	13,345

### QUALITY

	Quantity	Base Number	Contract	AT	Region	England
% of FP17s for the same patient ID Re-attending within 3 months - Children	89	2,034	4.4%	11.2%	12.0%	12.3%
% of FP17s for the same patient ID Re-attending within 3 months - Adults	781	5,904	13.2%	15.2%	16.0%	16.7%
% of FP17s for the same patient ID Re-attending between 3 & 9 months - Children	1,078	2,034	53.0%	58.8%	58.8%	57.6%
% of FP17s for the same patient ID Re-attending between 3 & 9 months - Adults	2,552	5,904	43.2%	49.2%	51.2%	50.1%
% of FP17s for Band 1 Urgent Courses	965	7,866	12.3%	9.5%	8.0%	9.1%
% of FP17s Relating to Free Repair or Replacements	37	7,866	0.5%	0.8%	0.8%	0.8%
% of FP17s Relating to Continuations	85	7,866	1.1%	1.3%	1.2%	1.2%
% of Patients satisfied with the dentistry they have received	5	5	N/A	91.9%	92.7%	92.8%
% of Patients satisfied with the time they had to wait for an appointment	4	5	N/A	86.5%	89.1%	88.7%

\* This is based on patients treated on this contract for their most recent course of treatment. Figures in italics indicate the base number of FP17s or Patient Questionnaire responses are less than 100. N/A is shown where the base number of responses is less than 10 during the period. % is calculated as Quantity/Base number\*100

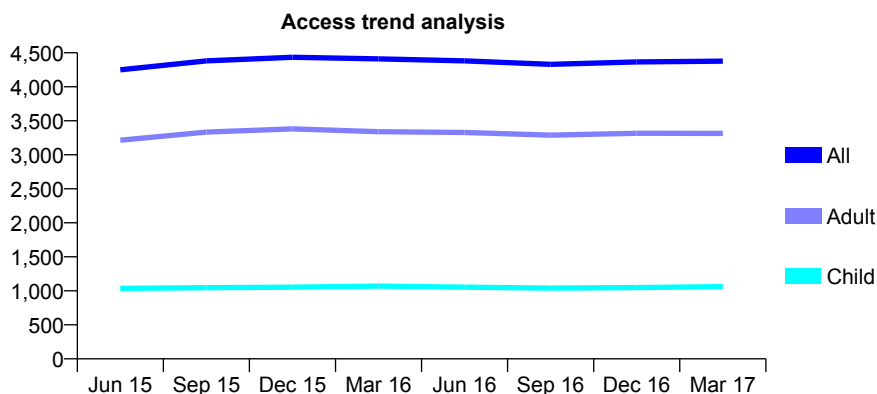
## Q56 - Vital Signs At a Glance Contract Report for 158194/0025 - Year end March 2017

Name or company name	Denticare Ltd
Contract type name	GDS Contract
Purpose of contract	General
Contract start date	12/04/2010
Contract end date	31/03/2018

16/17 Contracted general activity (UDA)	12,000
Carry forward general activity (UDA)	-76
16/17 Contracted orthodontic activity (UOA)	0
Carry forward orthodontic activity (UOA)	0
Baseline contract value	£291,224.40

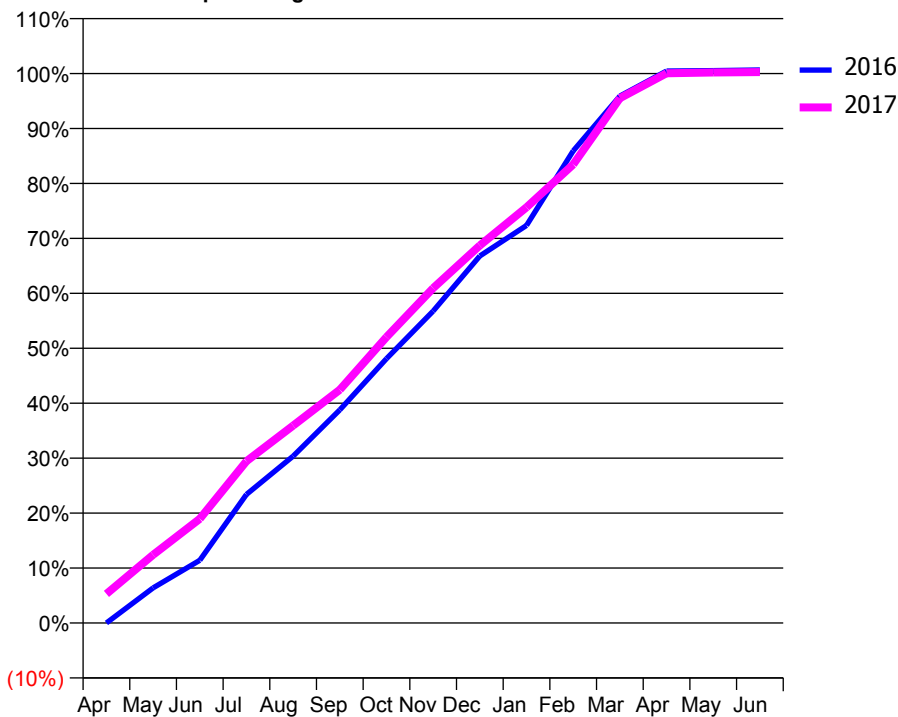
### ACCESS\*

Patients seen in 24 months	Total	Change since previous quarter
Quarter ending March 2016	4,410	
Quarter ending June 2016	4,382	→
Quarter ending September 2016	4,331	↓
Quarter ending December 2016	4,365	→
Quarter ending March 2017	4,377	→
<b>Variance since March 2016</b>	<b>(0.7%)</b>	<b>→</b>



### ACTIVITY

Cumulative percentage of contracted UDA delivered 2016 & 2017



Month	Adjusted Scheduled Activity (UDA)	
	2016	2017
April	0	637
May	768	1,489
June	1,371	2,275
July	2,808	3,533
August	3,644	4,312
September	4,656	5,094
October	5,772	6,246
November	6,812	7,312
December	8,015	8,246
January	8,683	9,079
February	10,310	10,012
March	11,507	11,461
April	12,053	12,006
May	12,063	12,022
June	12,076	12,031

### QUALITY

	Quantity	Base Number	Contract	AT	Region	England
% of FP17s for the same patient ID Re-attending within 3 months - Children	77	1,349	5.7%	11.2%	12.0%	12.3%
% of FP17s for the same patient ID Re-attending within 3 months - Adults	544	4,212	12.9%	15.2%	16.0%	16.7%
% of FP17s for the same patient ID Re-attending between 3 & 9 months - Children	540	1,349	40.0%	58.8%	58.8%	57.6%
% of FP17s for the same patient ID Re-attending between 3 & 9 months - Adults	1,957	4,212	46.5%	49.2%	51.2%	50.1%
% of FP17s for Band 1 Urgent Courses	593	5,575	10.6%	9.5%	8.0%	9.1%
% of FP17s Relating to Free Repair or Replacements	11	5,575	0.2%	0.8%	0.8%	0.8%
% of FP17s Relating to Continuations	79	5,575	1.4%	1.3%	1.2%	1.2%
% of Patients satisfied with the dentistry they have received	7	7	N/A	91.9%	92.7%	92.8%
% of Patients satisfied with the time they had to wait for an appointment	7	7	N/A	86.5%	89.1%	88.7%

\* This is based on patients treated on this contract for their most recent course of treatment. Figures in italics indicate the base number of FP17s or Patient Questionnaire responses are less than 100. N/A is shown where the base number of responses is less than 10 during the period. % is calculated as Quantity/Base number\*100

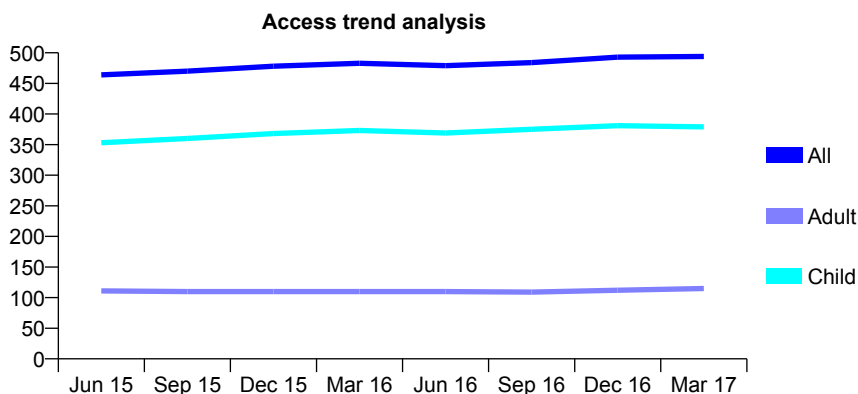
## Q56 - Vital Signs At a Glance Contract Report for 158976/0001 - Year end March 2017

Name or company name	Tuddenham Road Dental Surgery
Contract type name	PDS Contract
Purpose of contract	General
Contract start date	01/04/2012
Contract end date	31/03/2018

16/17 Contracted general activity (UDA)	1,331
Carry forward general activity (UDA)	0
16/17 Contracted orthodontic activity (UOA)	0
Carry forward orthodontic activity (UOA)	0
Baseline contract value	£29,397.00

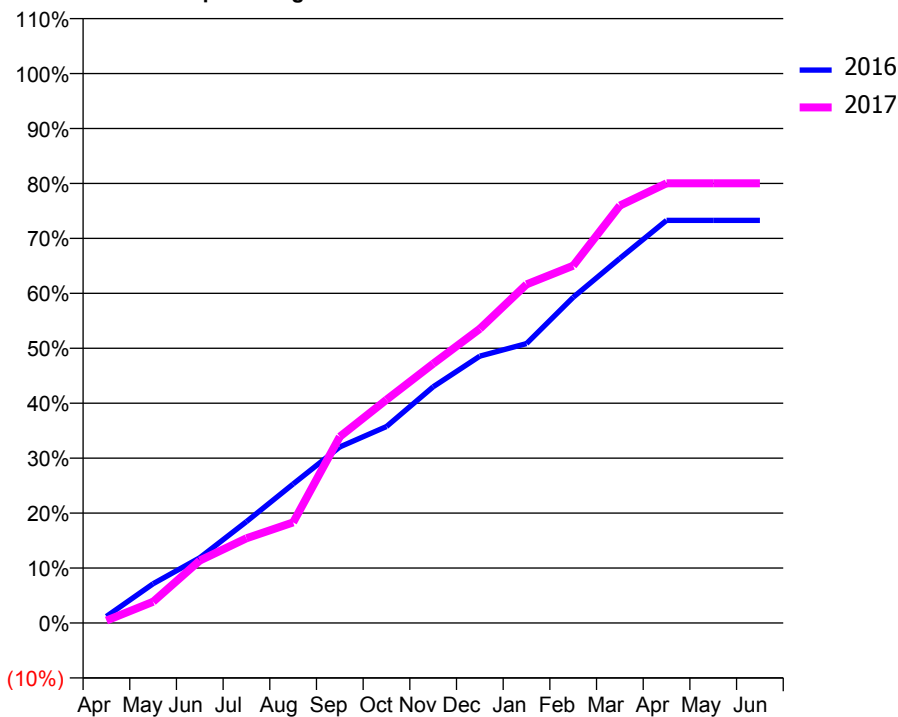
### ACCESS\*

Patients seen in 24 months	Total	Change since previous quarter
Quarter ending March 2016	483	
Quarter ending June 2016	479	→
Quarter ending September 2016	484	→
Quarter ending December 2016	493	→
Quarter ending March 2017	494	→
<b>Variance since March 2016</b>	<b>2.3%</b>	<b>↑</b>



### ACTIVITY

Cumulative percentage of contracted UDA delivered 2016 & 2017



Adjusted Scheduled Activity (UDA)

Month	2016	2017
April	16	6
May	95	51
June	158	151
July	246	205
August	337	244
September	427	451
October	476	541
November	572	628
December	646	713
January	677	820
February	789	866
March	883	1,011
April	975	1,065
May	975	1,065
June	975	1,065

### QUALITY

	Quantity	Base Number	Contract	AT	Region	England
% of FP17s for the same patient ID Re-attending within 3 months - Children	24	643	3.7%	11.2%	12.0%	12.3%
% of FP17s for the same patient ID Re-attending within 3 months - Adults	13	110	11.8%	15.2%	16.0%	16.7%
% of FP17s for the same patient ID Re-attending between 3 & 9 months - Children	435	643	67.7%	58.8%	58.8%	57.6%
% of FP17s for the same patient ID Re-attending between 3 & 9 months - Adults	59	110	53.6%	49.2%	51.2%	50.1%
% of FP17s for Band 1 Urgent Courses	20	719	2.8%	9.5%	8.0%	9.1%
% of FP17s Relating to Free Repair or Replacements	0	719	0.0%	0.8%	0.8%	0.8%
% of FP17s Relating to Continuations	4	719	0.6%	1.3%	1.2%	1.2%
% of Patients satisfied with the dentistry they have received	0	0	N/A	91.9%	92.7%	92.8%
% of Patients satisfied with the time they had to wait for an appointment	0	0	N/A	86.5%	89.1%	88.7%

\* This is based on patients treated on this contract for their most recent course of treatment. Figures in italics indicate the base number of FP17s or Patient Questionnaire responses are less than 100. N/A is shown where the base number of responses is less than 10 during the period. % is calculated as Quantity/Base number\*100



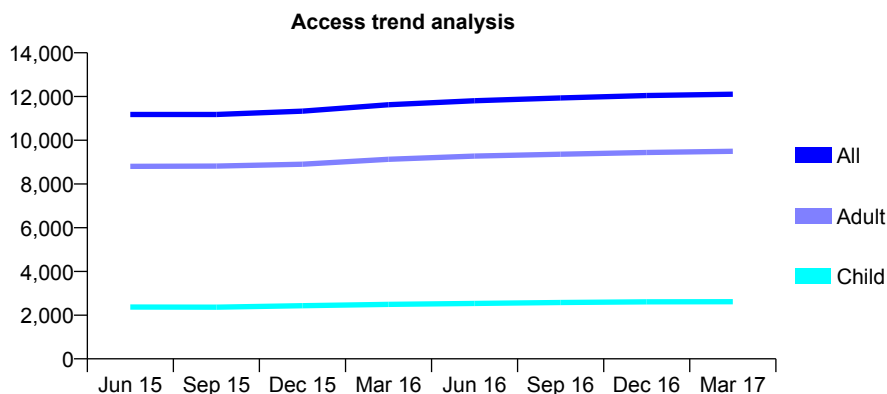
## Q56 - Vital Signs At a Glance Contract Report for 159751/0001 - Year end March 2017

Name or company name	1A Group Dental Practice Partnership
Contract type name	GDS Contract
Purpose of contract	General
Contract start date	01/07/2011
Contract end date	

16/17 Contracted general activity (UDA)	30,813
Carry forward general activity (UDA)	0
16/17 Contracted orthodontic activity (UOA)	0
Carry forward orthodontic activity (UOA)	0
Baseline contract value	£880,200.95

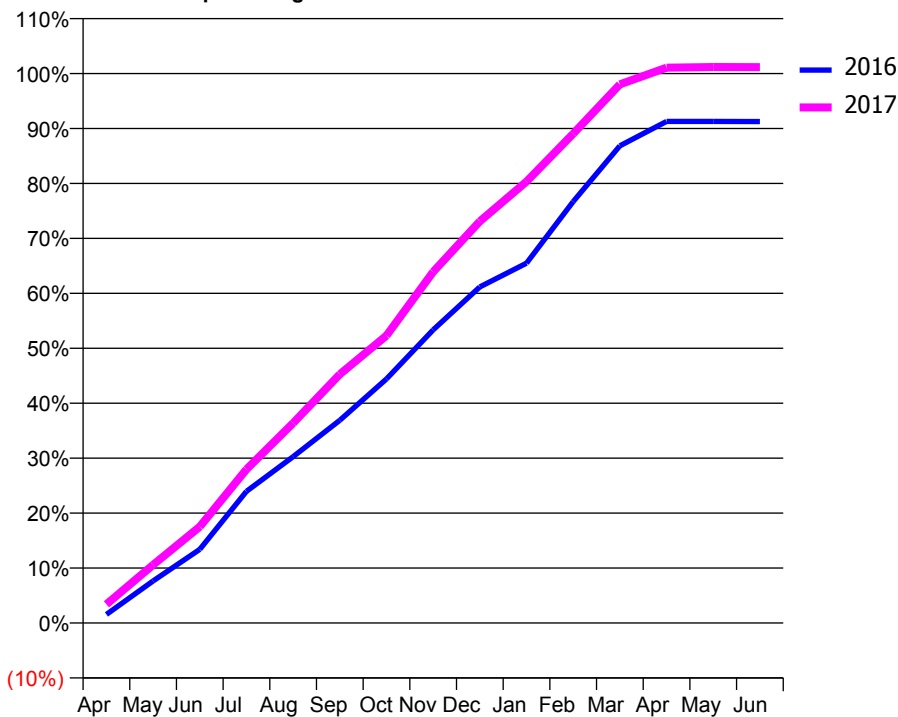
### ACCESS\*

Patients seen in 24 months	Total	Change since previous quarter
Quarter ending March 2016	11,623	
Quarter ending June 2016	11,808	→
Quarter ending September 2016	11,937	→
Quarter ending December 2016	12,046	→
Quarter ending March 2017	12,105	→
<b>Variance since March 2016</b>	<b>4.1%</b>	<b>↑</b>



### ACTIVITY

Cumulative percentage of contracted UDA delivered 2016 & 2017



Month	Adjusted Scheduled Activity (UDA)	
	2016	2017
April	482	1,054
May	2,357	3,261
June	4,134	5,404
July	7,382	8,614
August	9,330	11,210
September	11,370	13,947
October	13,685	16,114
November	16,438	19,690
December	18,848	22,524
January	20,175	24,751
February	23,635	27,441
March	26,755	30,207
April	28,129	31,142
May	28,126	31,173
June	28,116	31,172

### QUALITY

	Quantity	Base Number	Contract	AT	Region	England
% of FP17s for the same patient ID Re-attending within 3 months - Children	276	3,965	7.0%	11.2%	12.0%	12.3%
% of FP17s for the same patient ID Re-attending within 3 months - Adults	1,373	12,218	11.2%	15.2%	16.0%	16.7%
% of FP17s for the same patient ID Re-attending between 3 & 9 months - Children	2,153	3,965	54.3%	58.8%	58.8%	57.6%
% of FP17s for the same patient ID Re-attending between 3 & 9 months - Adults	5,132	12,218	42.0%	49.2%	51.2%	50.1%
% of FP17s for Band 1 Urgent Courses	967	15,431	6.3%	9.5%	8.0%	9.1%
% of FP17s Relating to Free Repair or Replacements	120	15,431	0.8%	0.8%	0.8%	0.8%
% of FP17s Relating to Continuations	297	15,431	1.9%	1.3%	1.2%	1.2%
% of Patients satisfied with the dentistry they have received	22	22	100.0%	91.9%	92.7%	92.8%
% of Patients satisfied with the time they had to wait for an appointment	20	22	90.9%	86.5%	89.1%	88.7%

\* This is based on patients treated on this contract for their most recent course of treatment. Figures in italics indicate the base number of FP17s or Patient Questionnaire responses are less than 100. N/A is shown where the base number of responses is less than 10 during the period. % is calculated as Quantity/Base number\*100

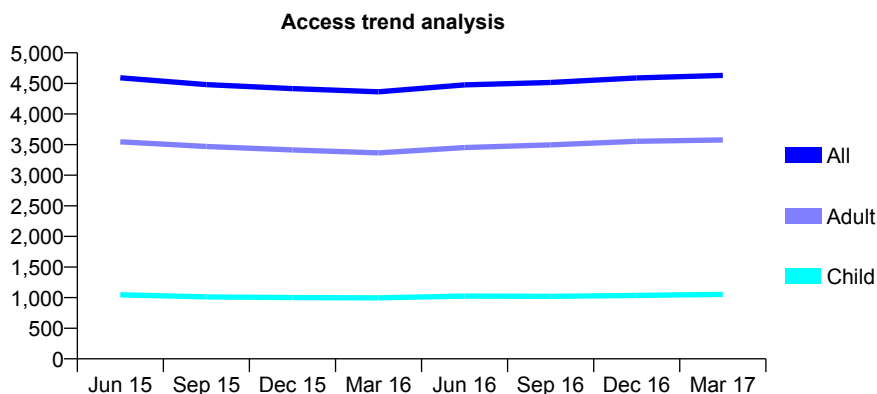
## Q56 - Vital Signs At a Glance Contract Report for 159875/0001 - Year end March 2017

Name or company name	Mazdak Eyrumlu and Honar Shakir
Contract type name	GDS Contract
Purpose of contract	General
Contract start date	01/07/2011
Contract end date	

16/17 Contracted general activity (UDA)	16,500
Carry forward general activity (UDA)	279
16/17 Contracted orthodontic activity (UOA)	0
Carry forward orthodontic activity (UOA)	0
Baseline contract value	£410,653.48

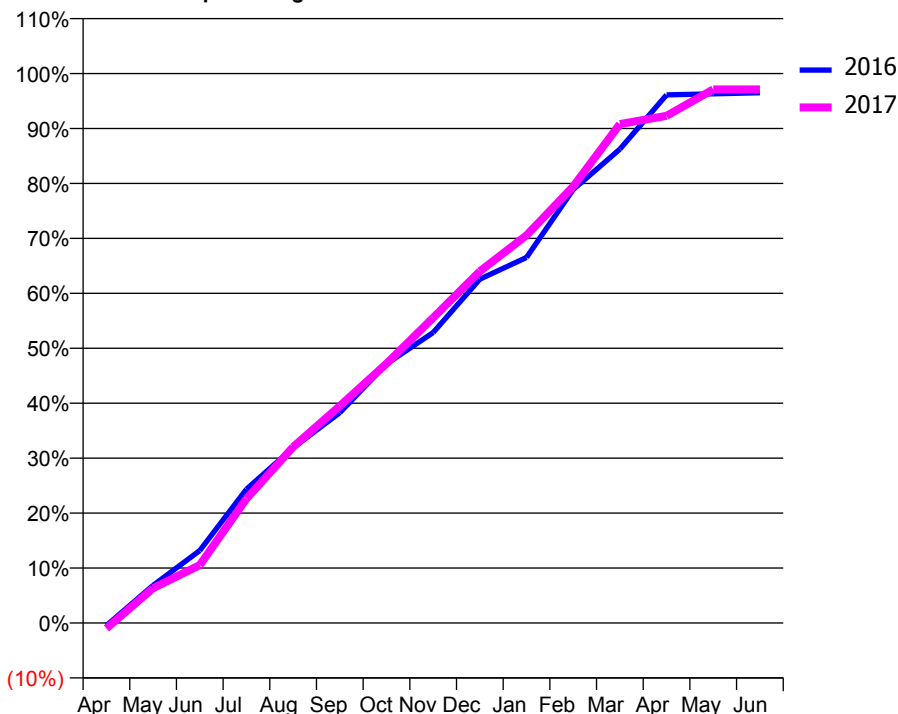
### ACCESS\*

Patients seen in 24 months	Total	Change since previous quarter
Quarter ending March 2016	4,362	
Quarter ending June 2016	4,476	↑
Quarter ending September 2016	4,516	→
Quarter ending December 2016	4,590	→
Quarter ending March 2017	4,630	→
<b>Variance since March 2016</b>	<b>6.1%</b>	<b>↑</b>



### ACTIVITY

Cumulative percentage of contracted UDA delivered 2016 & 2017



Month	Adjusted Scheduled Activity (UDA)	
	2016	2017
April	-79	-165
May	1,129	1,048
June	2,174	1,742
July	4,020	3,735
August	5,264	5,287
September	6,315	6,517
October	7,778	7,792
November	8,722	9,167
December	10,324	10,561
January	10,979	11,642
February	13,016	13,106
March	14,230	14,983
April	15,860	15,231
May	15,892	16,021
June	15,920	16,022

### QUALITY

	Quantity	Base Number	Contract	AT	Region	England
% of FP17s for the same patient ID Re-attending within 3 months - Children	126	1,767	7.1%	11.2%	12.0%	12.3%
% of FP17s for the same patient ID Re-attending within 3 months - Adults	926	5,565	16.6%	15.2%	16.0%	16.7%
% of FP17s for the same patient ID Re-attending between 3 & 9 months - Children	1,144	1,767	64.7%	58.8%	58.8%	57.6%
% of FP17s for the same patient ID Re-attending between 3 & 9 months - Adults	2,668	5,565	47.9%	49.2%	51.2%	50.1%
% of FP17s for Band 1 Urgent Courses	469	6,855	6.8%	9.5%	8.0%	9.1%
% of FP17s Relating to Free Repair or Replacements	139	6,855	2.0%	0.8%	0.8%	0.8%
% of FP17s Relating to Continuations	239	6,855	3.5%	1.3%	1.2%	1.2%
% of Patients satisfied with the dentistry they have received	10	10	100.0%	91.9%	92.7%	92.8%
% of Patients satisfied with the time they had to wait for an appointment	10	10	100.0%	86.5%	89.1%	88.7%

\* This is based on patients treated on this contract for their most recent course of treatment. Figures in italics indicate the base number of FP17s or Patient Questionnaire responses are less than 100. N/A is shown where the base number of responses is less than 10 during the period. % is calculated as Quantity/Base number\*100

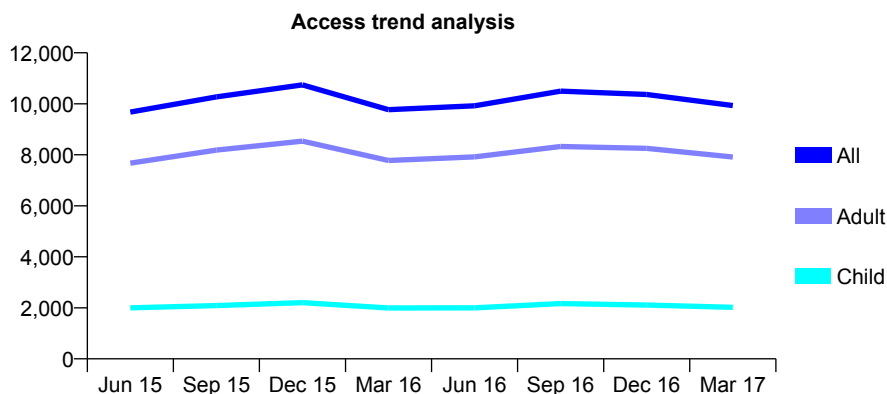
## Q56 - Vital Signs At a Glance Contract Report for 162833/0001 - Year end March 2017

Name or company name	Parish Vaid & Snehal Radia & Sanjay Shah
Contract type name	GDS Contract
Purpose of contract	General
Contract start date	01/11/2013
Contract end date	

16/17 Contracted general activity (UDA)	31,173
Carry forward general activity (UDA)	-11
16/17 Contracted orthodontic activity (UOA)	0
Carry forward orthodontic activity (UOA)	0
Baseline contract value	£944,416.85

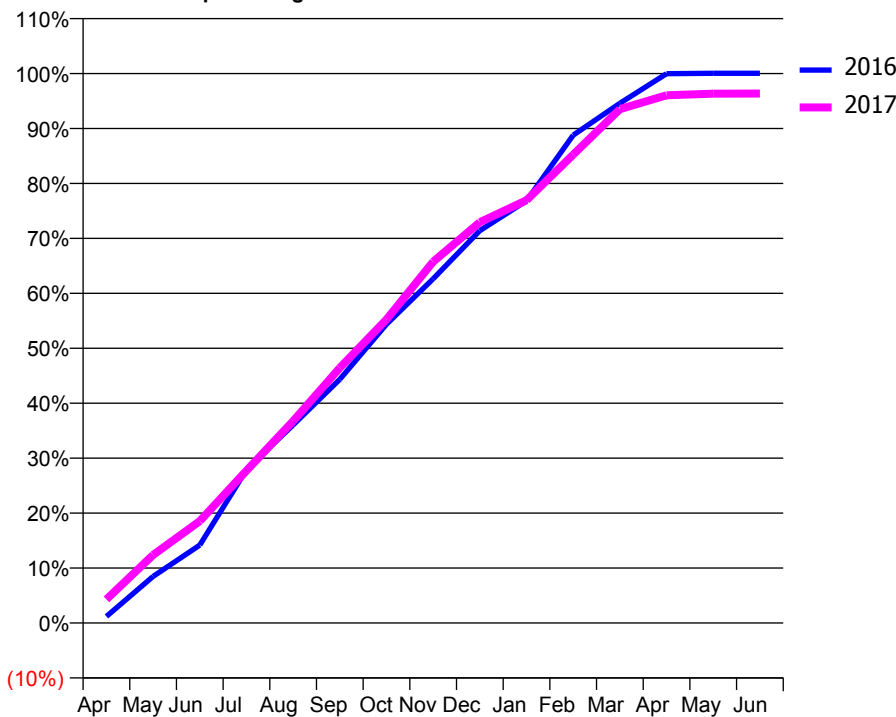
### ACCESS\*

Patients seen in 24 months	Total	Change since previous quarter
Quarter ending March 2016	9,769	
Quarter ending June 2016	9,921	→
Quarter ending September 2016	10,495	↑
Quarter ending December 2016	10,366	↓
Quarter ending March 2017	9,933	↓
<b>Variance since March 2016</b>	<b>1.7%</b>	<b>→</b>



### ACTIVITY

Cumulative percentage of contracted UDA delivered 2016 & 2017



Month	Adjusted Scheduled Activity (UDA)	
	2016	2017
April	372	1,346
May	2,645	3,864
June	4,425	5,786
July	8,698	8,641
August	11,241	11,453
September	13,827	14,477
October	16,949	17,218
November	19,527	20,500
December	22,262	22,739
January	23,955	23,983
February	27,674	26,570
March	29,480	29,154
April	31,159	29,941
May	31,183	30,032
June	31,184	30,039

### QUALITY

	Quantity	Base Number	Contract	AT	Region	England
% of FP17s for the same patient ID Re-attending within 3 months - Children	290	3,313	8.8%	11.2%	12.0%	12.3%
% of FP17s for the same patient ID Re-attending within 3 months - Adults	1,807	12,341	14.6%	15.2%	16.0%	16.7%
% of FP17s for the same patient ID Re-attending between 3 & 9 months - Children	1,691	3,313	51.0%	58.8%	58.8%	57.6%
% of FP17s for the same patient ID Re-attending between 3 & 9 months - Adults	5,635	12,341	45.7%	49.2%	51.2%	50.1%
% of FP17s for Band 1 Urgent Courses	3,004	15,285	19.7%	9.5%	8.0%	9.1%
% of FP17s Relating to Free Repair or Replacements	134	15,285	0.9%	0.8%	0.8%	0.8%
% of FP17s Relating to Continuations	138	15,285	0.9%	1.3%	1.2%	1.2%
% of Patients satisfied with the dentistry they have received	35	39	89.7%	91.9%	92.7%	92.8%
% of Patients satisfied with the time they had to wait for an appointment	33	39	84.6%	86.5%	89.1%	88.7%

\* This is based on patients treated on this contract for their most recent course of treatment. Figures in italics indicate the base number of FP17s or Patient Questionnaire responses are less than 100. N/A is shown where the base number of responses is less than 10 during the period. % is calculated as Quantity/Base number\*100

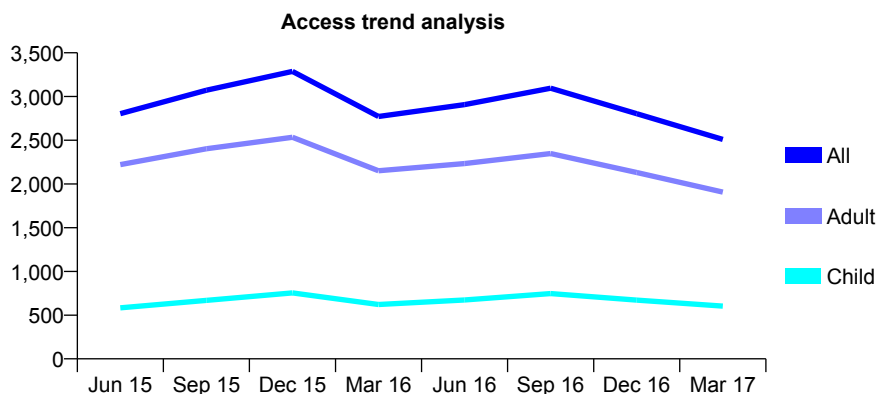
## Q56 - Vital Signs At a Glance Contract Report for 162833/0002 - Year end March 2017

Name or company name	Parish Vaid & Snehal Radia & Sanjay Shah
Contract type name	PDS Plus Contract
Purpose of contract	General
Contract start date	15/11/2013
Contract end date	31/03/2018

16/17 Contracted general activity (UDA)	8,000
Carry forward general activity (UDA)	-1
16/17 Contracted orthodontic activity (UOA)	0
Carry forward orthodontic activity (UOA)	0
Baseline contract value	£158,330.29

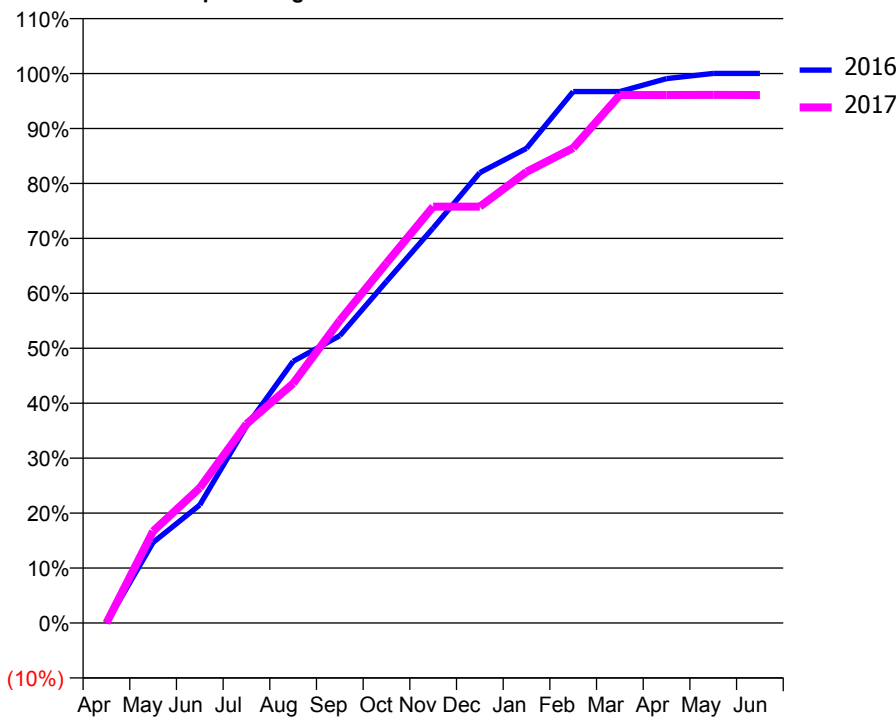
### ACCESS\*

Patients seen in 24 months	Total	Change since previous quarter
Quarter ending March 2016	2,772	
Quarter ending June 2016	2,907	↑
Quarter ending September 2016	3,095	↑
Quarter ending December 2016	2,804	↓
Quarter ending March 2017	2,510	↓
<b>Variance since March 2016</b>	<b>(9.5%)</b>	<b>↓</b>



### ACTIVITY

Cumulative percentage of contracted UDA delivered 2016 & 2017



Adjusted Scheduled Activity (UDA)

Month	2016	2017
April	0	1
May	1,174	1,336
June	1,719	1,967
July	2,866	2,897
August	3,811	3,488
September	4,183	4,404
October	4,972	5,240
November	5,750	6,061
December	6,557	6,061
January	6,910	6,569
February	7,736	6,916
March	7,736	7,687
April	7,926	7,686
May	8,001	7,688
June	8,001	7,687

### QUALITY

	Quantity	Base Number	Contract	AT	Region	England
% of FP17s for the same patient ID Re-attending within 3 months - Children	107	1,283	8.3%	11.2%	12.0%	12.3%
% of FP17s for the same patient ID Re-attending within 3 months - Adults	430	3,650	11.8%	15.2%	16.0%	16.7%
% of FP17s for the same patient ID Re-attending between 3 & 9 months - Children	741	1,283	57.8%	58.8%	58.8%	57.6%
% of FP17s for the same patient ID Re-attending between 3 & 9 months - Adults	1,843	3,650	50.5%	49.2%	51.2%	50.1%
% of FP17s for Band 1 Urgent Courses	426	4,789	8.9%	9.5%	8.0%	9.1%
% of FP17s Relating to Free Repair or Replacements	41	4,789	0.9%	0.8%	0.8%	0.8%
% of FP17s Relating to Continuations	61	4,789	1.3%	1.3%	1.2%	1.2%
% of Patients satisfied with the dentistry they have received	8	8	N/A	91.9%	92.7%	92.8%
% of Patients satisfied with the time they had to wait for an appointment	7	8	N/A	86.5%	89.1%	88.7%

\* This is based on patients treated on this contract for their most recent course of treatment. Figures in italics indicate the base number of FP17s or Patient Questionnaire responses are less than 100. N/A is shown where the base number of responses is less than 10 during the period. % is calculated as Quantity/Base number\*100

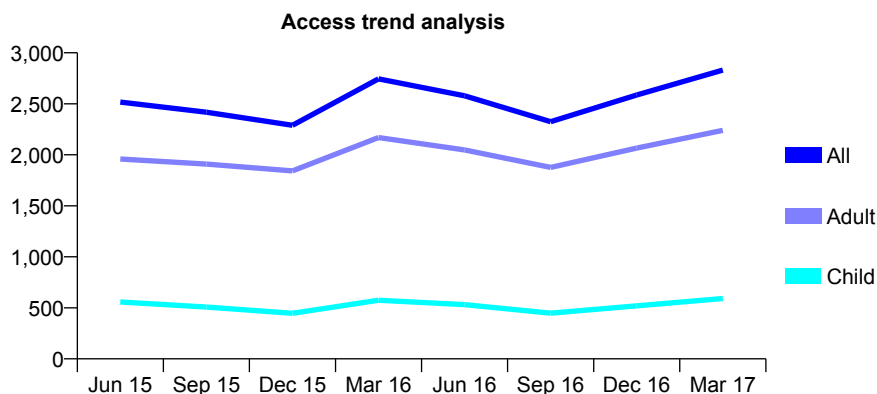
## Q56 - Vital Signs At a Glance Contract Report for 162833/0003 - Year end March 2017

Name or company name	Parish Vaid & Snehal Radia & Sanjay Shah
Contract type name	GDS Contract
Purpose of contract	General
Contract start date	15/11/2013
Contract end date	

16/17 Contracted general activity (UDA)	7,185
Carry forward general activity (UDA)	-72
16/17 Contracted orthodontic activity (UOA)	0
Carry forward orthodontic activity (UOA)	0
Baseline contract value	£189,360.75

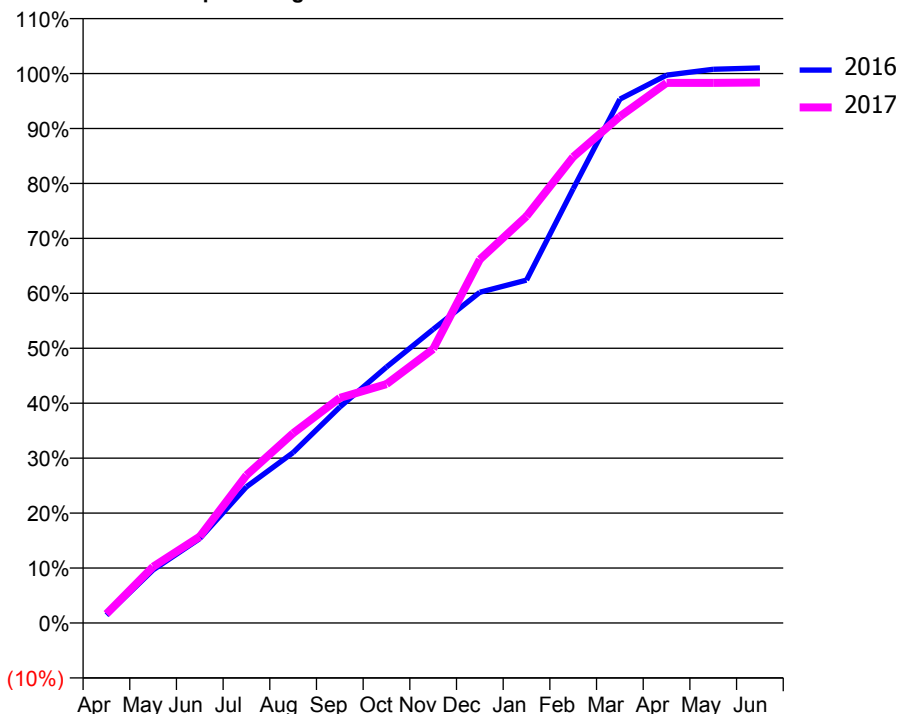
### ACCESS\*

Patients seen in 24 months	Total	Change since previous quarter
Quarter ending March 2016	2,744	
Quarter ending June 2016	2,579	↓
Quarter ending September 2016	2,325	↓
Quarter ending December 2016	2,586	↑
Quarter ending March 2017	2,831	↑
<b>Variance since March 2016</b>	<b>3.2%</b>	<b>↑</b>



### ACTIVITY

Cumulative percentage of contracted UDA delivered 2016 & 2017



Adjusted Scheduled Activity (UDA)

Month	2016	2017
April	103	119
May	694	736
June	1,105	1,130
July	1,781	1,932
August	2,230	2,481
September	2,824	2,944
October	3,346	3,123
November	3,841	3,583
December	4,325	4,754
January	4,484	5,318
February	5,678	6,095
March	6,850	6,624
April	7,164	7,062
May	7,241	7,062
June	7,257	7,067

### QUALITY

	Quantity	Base Number	Contract	AT	Region	England
% of FP17s for the same patient ID Re-attending within 3 months - Children	30	746	4.0%	11.2%	12.0%	12.3%
% of FP17s for the same patient ID Re-attending within 3 months - Adults	258	2,949	8.7%	15.2%	16.0%	16.7%
% of FP17s for the same patient ID Re-attending between 3 & 9 months - Children	335	746	44.9%	58.8%	58.8%	57.6%
% of FP17s for the same patient ID Re-attending between 3 & 9 months - Adults	1,552	2,949	52.6%	49.2%	51.2%	50.1%
% of FP17s for Band 1 Urgent Courses	265	3,755	7.1%	9.5%	8.0%	9.1%
% of FP17s Relating to Free Repair or Replacements	24	3,755	0.6%	0.8%	0.8%	0.8%
% of FP17s Relating to Continuations	41	3,755	1.1%	1.3%	1.2%	1.2%
% of Patients satisfied with the dentistry they have received	5	5	N/A	91.9%	92.7%	92.8%
% of Patients satisfied with the time they had to wait for an appointment	5	5	N/A	86.5%	89.1%	88.7%

\* This is based on patients treated on this contract for their most recent course of treatment. Figures in italics indicate the base number of FP17s or Patient Questionnaire responses are less than 100. N/A is shown where the base number of responses is less than 10 during the period. % is calculated as Quantity/Base number\*100

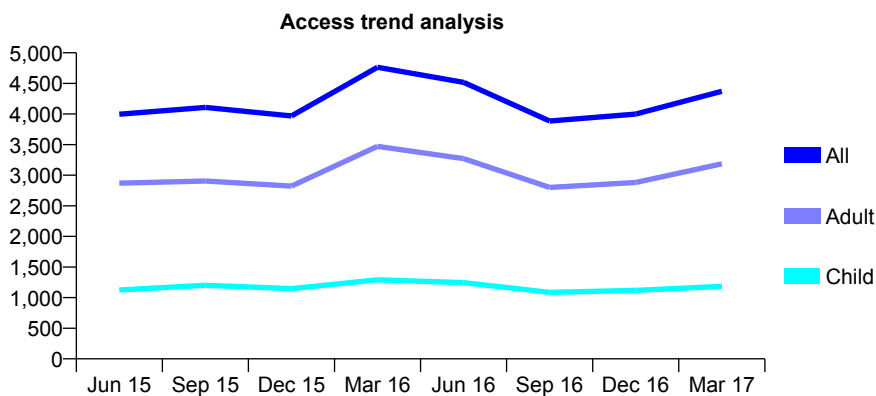
## Q56 - Vital Signs At a Glance Contract Report for 162833/0004 - Year end March 2017

Name or company name	Parish Vaid & Snehal Radia & Sanjay Shah
Contract type name	GDS Contract
Purpose of contract	General
Contract start date	15/11/2013
Contract end date	

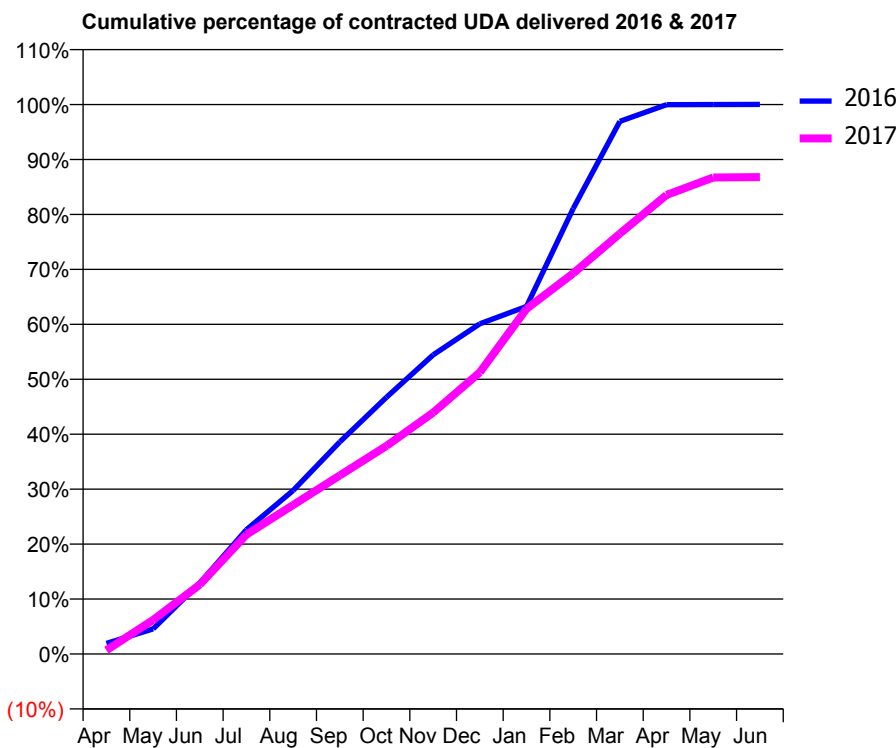
16/17 Contracted general activity (UDA)	14,285
Carry forward general activity (UDA)	-1
16/17 Contracted orthodontic activity (UOA)	0
Carry forward orthodontic activity (UOA)	0
Baseline contract value	£368,330.91

### ACCESS\*

Patients seen in 24 months	Total	Change since previous quarter
Quarter ending March 2016	4,763	
Quarter ending June 2016	4,518	↓
Quarter ending September 2016	3,886	↓
Quarter ending December 2016	3,999	↑
Quarter ending March 2017	4,371	↑
<b>Variance since March 2016</b>	<b>(8.2%)</b>	<b>↓</b>



### ACTIVITY



Month	Adjusted Scheduled Activity (UDA)	
	2016	2017
April	266	99
May	627	887
June	1,772	1,803
July	3,103	3,103
August	4,080	3,875
September	5,292	4,644
October	6,409	5,408
November	7,468	6,276
December	8,241	7,324
January	8,675	8,974
February	11,119	9,895
March	13,296	10,929
April	13,712	11,934
May	13,713	12,386
June	13,716	12,399

### QUALITY

	Quantity	Base Number	Contract	AT	Region	England
% of FP17s for the same patient ID Re-attending within 3 months - Children	62	1,454	4.3%	11.2%	12.0%	12.3%
% of FP17s for the same patient ID Re-attending within 3 months - Adults	356	3,834	9.3%	15.2%	16.0%	16.7%
% of FP17s for the same patient ID Re-attending between 3 & 9 months - Children	573	1,454	39.4%	58.8%	58.8%	57.6%
% of FP17s for the same patient ID Re-attending between 3 & 9 months - Adults	1,163	3,834	30.3%	49.2%	51.2%	50.1%
% of FP17s for Band 1 Urgent Courses	830	5,667	14.6%	9.5%	8.0%	9.1%
% of FP17s Relating to Free Repair or Replacements	41	5,667	0.7%	0.8%	0.8%	0.8%
% of FP17s Relating to Continuations	42	5,667	0.7%	1.3%	1.2%	1.2%
% of Patients satisfied with the dentistry they have received	5	6	N/A	91.9%	92.7%	92.8%
% of Patients satisfied with the time they had to wait for an appointment	5	6	N/A	86.5%	89.1%	88.7%

\* This is based on patients treated on this contract for their most recent course of treatment. Figures in italics indicate the base number of FP17s or Patient Questionnaire responses are less than 100. N/A is shown where the base number of responses is less than 10 during the period. % is calculated as Quantity/Base number\*100

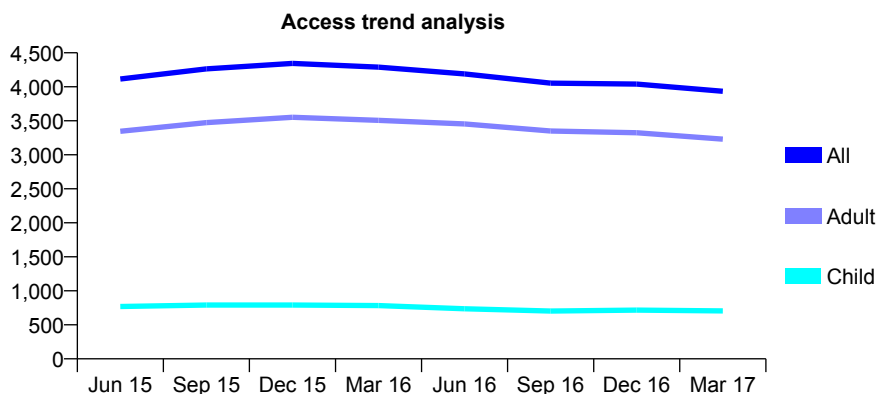
## Q56 - Vital Signs At a Glance Contract Report for 162833/0005 - Year end March 2017

Name or company name	Parish Vaid & Snehal Radia & Sanjay Shah
Contract type name	Pilot Contract
Purpose of contract	General
Contract start date	15/11/2013
Contract end date	

16/17 Contracted general activity (UDA)	7,509
Carry forward general activity (UDA)	0
16/17 Contracted orthodontic activity (UOA)	0
Carry forward orthodontic activity (UOA)	0
Baseline contract value	£298,123.67

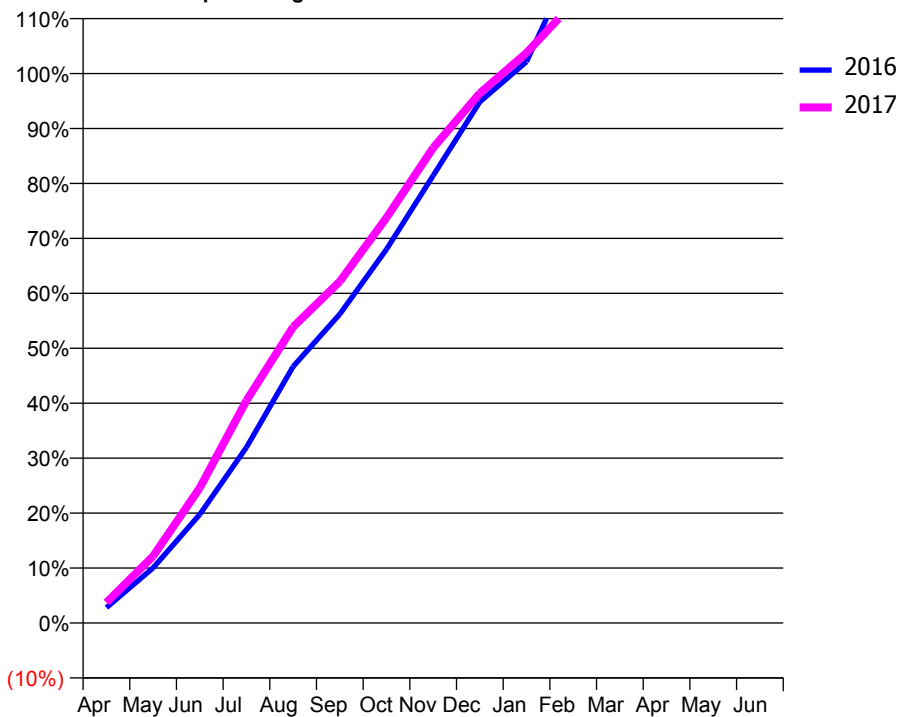
### ACCESS\*

Patients seen in 24 months	Total	Change since previous quarter
Quarter ending March 2016	4,289	
Quarter ending June 2016	4,190	↓
Quarter ending September 2016	4,053	↓
Quarter ending December 2016	4,041	→
Quarter ending March 2017	3,935	↓
<b>Variance since March 2016</b>	<b>(8.3%)</b>	<b>↓</b>



### ACTIVITY

Cumulative percentage of contracted UDA delivered 2016 & 2017



Month	Adjusted Scheduled Activity (UDA)	
	2016	2017
April	210	279
May	754	914
June	1,484	1,847
July	2,401	3,040
August	3,505	4,047
September	4,220	4,667
October	5,107	5,538
November	6,114	6,494
December	7,121	7,240
January	7,671	7,791
February	9,043	8,472
March	9,817	9,271
April	10,103	9,654
May	10,103	9,659
June	10,106	9,663

### QUALITY

	Quantity	Base Number	Contract	AT	Region	England
% of FP17s for the same patient ID Re-attending within 3 months - Children	53	1,068	5.0%	11.2%	12.0%	12.3%
% of FP17s for the same patient ID Re-attending within 3 months - Adults	875	5,098	17.2%	15.2%	16.0%	16.7%
% of FP17s for the same patient ID Re-attending between 3 & 9 months - Children	718	1,068	67.2%	58.8%	58.8%	57.6%
% of FP17s for the same patient ID Re-attending between 3 & 9 months - Adults	2,975	5,098	58.4%	49.2%	51.2%	50.1%
% of FP17s for Band 1 Urgent Courses	659	6,225	10.6%	9.5%	8.0%	9.1%
% of FP17s Relating to Free Repair or Replacements	67	6,225	1.1%	0.8%	0.8%	0.8%
% of FP17s Relating to Continuations	130	6,225	2.1%	1.3%	1.2%	1.2%
% of Patients satisfied with the dentistry they have received	4	5	N/A	91.9%	92.7%	92.8%
% of Patients satisfied with the time they had to wait for an appointment	5	5	N/A	86.5%	89.1%	88.7%

\* This is based on patients treated on this contract for their most recent course of treatment. Figures in italics indicate the base number of FP17s or Patient Questionnaire responses are less than 100. N/A is shown where the base number of responses is less than 10 during the period. % is calculated as Quantity/Base number\*100



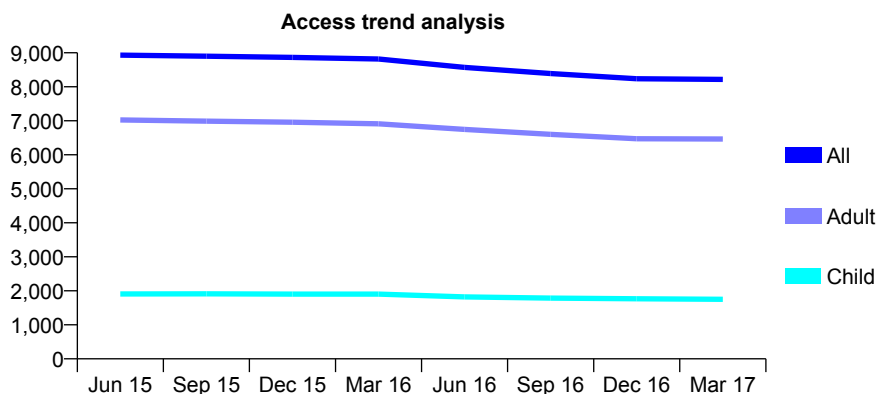
## Q56 - Vital Signs At a Glance Contract Report for 162981/0001 - Year end March 2017

Name or company name	Esmerelle Limited
Contract type name	GDS Contract
Purpose of contract	General and Orthodontic
Contract start date	01/08/2011
Contract end date	

16/17 Contracted general activity (UDA)	28,860
Carry forward general activity (UDA)	-516
16/17 Contracted orthodontic activity (UOA)	64
Carry forward orthodontic activity (UOA)	1
Baseline contract value	£741,092.97

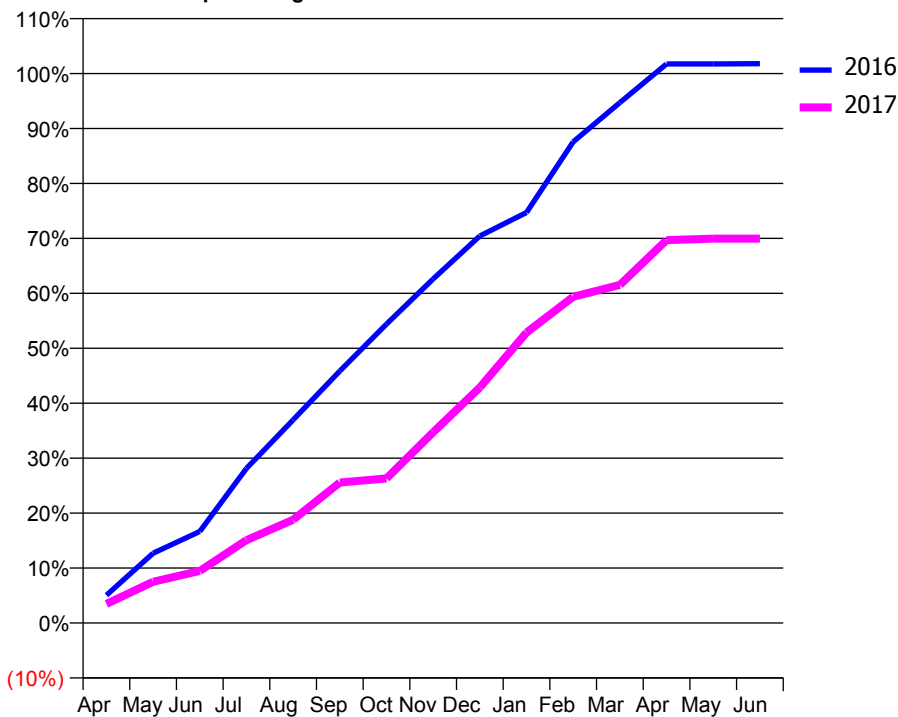
### ACCESS\*

Patients seen in 24 months	Total	Change since previous quarter
Quarter ending March 2016	8,816	
Quarter ending June 2016	8,570	↓
Quarter ending September 2016	8,390	↓
Quarter ending December 2016	8,238	↓
Quarter ending March 2017	8,217	→
<b>Variance since March 2016</b>	<b>(6.8%)</b>	<b>↓</b>



### ACTIVITY

Cumulative percentage of contracted UDA delivered 2016 & 2017



Adjusted Scheduled Activity (UDA)

Month	2016	2017
April	1,459	1,002
May	3,666	2,164
June	4,804	2,733
July	8,119	4,354
August	10,668	5,422
September	13,230	7,380
October	15,697	7,593
November	18,073	10,019
December	20,324	12,370
January	21,557	15,259
February	25,273	17,136
March	27,334	17,759
April	29,361	20,113
May	29,359	20,188
June	29,376	20,184

### QUALITY

	Quantity	Base Number	Contract	AT	Region	England
% of FP17s for the same patient ID Re-attending within 3 months - Children	166	2,452	6.8%	11.2%	12.0%	12.3%
% of FP17s for the same patient ID Re-attending within 3 months - Adults	785	7,192	10.9%	15.2%	16.0%	16.7%
% of FP17s for the same patient ID Re-attending between 3 & 9 months - Children	1,547	2,452	63.1%	58.8%	58.8%	57.6%
% of FP17s for the same patient ID Re-attending between 3 & 9 months - Adults	3,843	7,192	53.4%	49.2%	51.2%	50.1%
% of FP17s for Band 1 Urgent Courses	792	9,923	8.0%	9.5%	8.0%	9.1%
% of FP17s Relating to Free Repair or Replacements	47	9,923	0.5%	0.8%	0.8%	0.8%
% of FP17s Relating to Continuations	18	9,923	0.2%	1.3%	1.2%	1.2%
% of Patients satisfied with the dentistry they have received	11	12	91.7%	91.9%	92.7%	92.8%
% of Patients satisfied with the time they had to wait for an appointment	10	12	83.3%	86.5%	89.1%	88.7%

\* This is based on patients treated on this contract for their most recent course of treatment. Figures in italics indicate the base number of FP17s or Patient Questionnaire responses are less than 100. N/A is shown where the base number of responses is less than 10 during the period. % is calculated as Quantity/Base number\*100

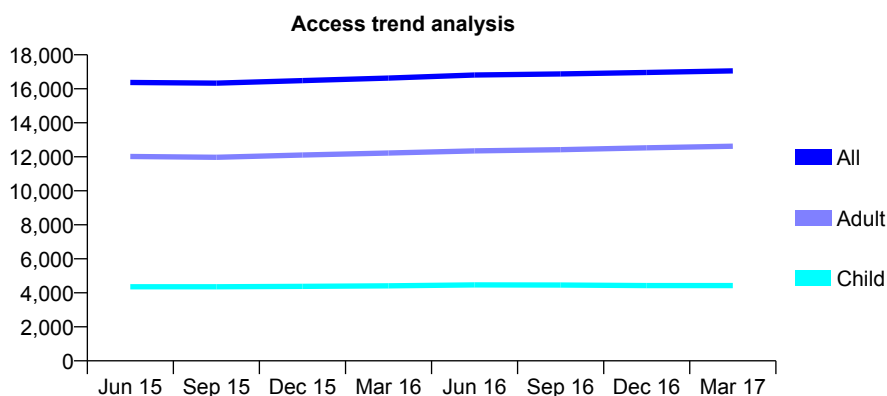
## Q56 - Vital Signs At a Glance Contract Report for 163570/0001 - Year end March 2017

Name or company name	Chequer Hall Dental Practice
Contract type name	GDS Contract
Purpose of contract	General
Contract start date	01/04/2011
Contract end date	

16/17 Contracted general activity (UDA)	48,026
Carry forward general activity (UDA)	0
16/17 Contracted orthodontic activity (UOA)	0
Carry forward orthodontic activity (UOA)	0
Baseline contract value	£1,431,956.55

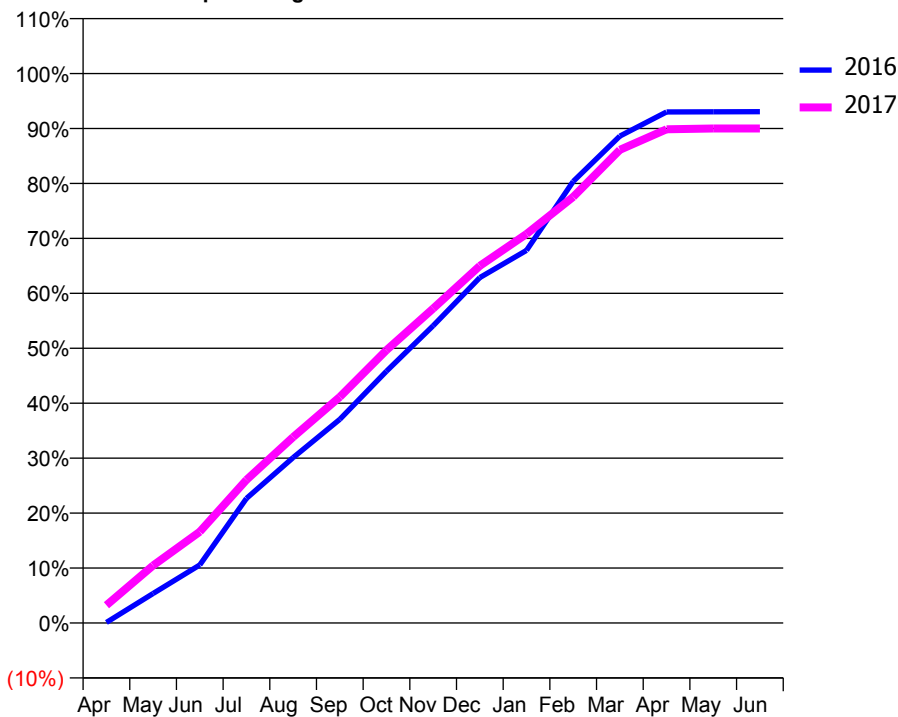
### ACCESS\*

Patients seen in 24 months	Total	Change since previous quarter
Quarter ending March 2016	16,634	
Quarter ending June 2016	16,813	→
Quarter ending September 2016	16,874	→
Quarter ending December 2016	16,960	→
Quarter ending March 2017	17,054	→
<b>Variance since March 2016</b>	<b>2.5%</b>	<b>↑</b>



### ACTIVITY

Cumulative percentage of contracted UDA delivered 2016 & 2017



Month	Adjusted Scheduled Activity (UDA)	
	2016	2017
April	55	1,557
May	2,578	5,031
June	5,072	7,977
July	10,888	12,507
August	14,454	16,251
September	17,802	19,760
October	22,014	23,852
November	25,988	27,490
December	30,195	31,216
January	32,565	33,996
February	38,589	37,247
March	42,554	41,352
April	44,671	43,149
May	44,675	43,224
June	44,687	43,223

### QUALITY

	Quantity	Base Number	Contract	AT	Region	England
% of FP17s for the same patient ID Re-attending within 3 months - Children	380	6,308	6.0%	11.2%	12.0%	12.3%
% of FP17s for the same patient ID Re-attending within 3 months - Adults	1,820	16,309	11.2%	15.2%	16.0%	16.7%
% of FP17s for the same patient ID Re-attending between 3 & 9 months - Children	3,643	6,308	57.8%	58.8%	58.8%	57.6%
% of FP17s for the same patient ID Re-attending between 3 & 9 months - Adults	7,509	16,309	46.0%	49.2%	51.2%	50.1%
% of FP17s for Band 1 Urgent Courses	652	22,494	2.9%	9.5%	8.0%	9.1%
% of FP17s Relating to Free Repair or Replacements	193	22,494	0.9%	0.8%	0.8%	0.8%
% of FP17s Relating to Continuations	564	22,494	2.5%	1.3%	1.2%	1.2%
% of Patients satisfied with the dentistry they have received	15	17	88.2%	91.9%	92.7%	92.8%
% of Patients satisfied with the time they had to wait for an appointment	17	17	100.0%	86.5%	89.1%	88.7%

\* This is based on patients treated on this contract for their most recent course of treatment. Figures in italics indicate the base number of FP17s or Patient Questionnaire responses are less than 100. N/A is shown where the base number of responses is less than 10 during the period. % is calculated as Quantity/Base number\*100

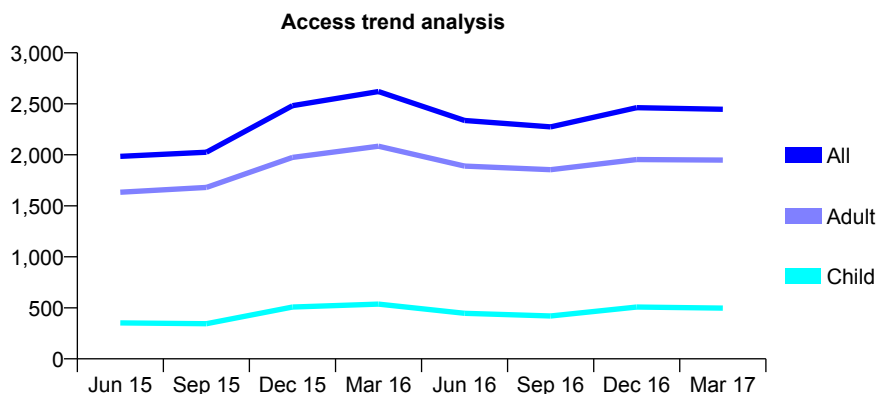
## Q56 - Vital Signs At a Glance Contract Report for 167231/0001 - Year end March 2017

Name or company name	Christopher Sprinz and Victoria Victorova
Contract type name	GDS Contract
Purpose of contract	General
Contract start date	12/10/2009
Contract end date	

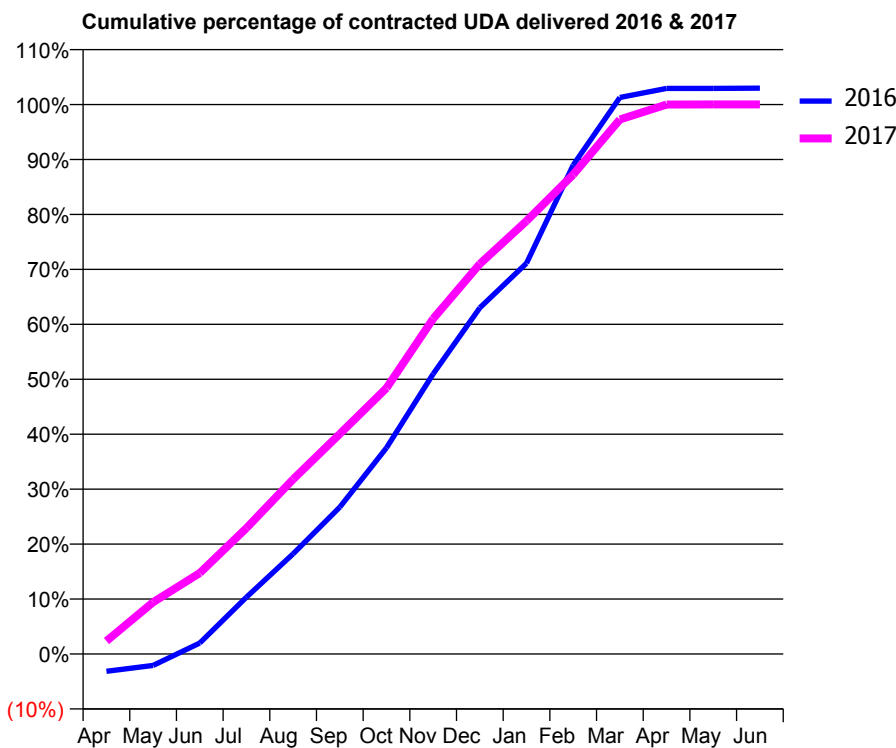
16/17 Contracted general activity (UDA)	6,208
Carry forward general activity (UDA)	-124
16/17 Contracted orthodontic activity (UOA)	0
Carry forward orthodontic activity (UOA)	0
Baseline contract value	£213,392.29

### ACCESS\*

Patients seen in 24 months	Total	Change since previous quarter
Quarter ending March 2016	2,620	
Quarter ending June 2016	2,336	↓
Quarter ending September 2016	2,274	↓
Quarter ending December 2016	2,462	↑
Quarter ending March 2017	2,447	→
<b>Variance since March 2016</b>	<b>(6.6%)</b>	<b>↓</b>



### ACTIVITY



Month	Adjusted Scheduled Activity (UDA)	
	2016	2017
April	-196	147
May	-131	585
June	125	916
July	642	1,423
August	1,133	1,974
September	1,660	2,486
October	2,330	3,005
November	3,165	3,788
December	3,911	4,407
January	4,415	4,893
February	5,524	5,416
March	6,287	6,038
April	6,390	6,207
May	6,390	6,208
June	6,393	6,208

### QUALITY

	Quantity	Base Number	Contract	AT	Region	England
% of FP17s for the same patient ID Re-attending within 3 months - Children	34	775	4.4%	11.2%	12.0%	12.3%
% of FP17s for the same patient ID Re-attending within 3 months - Adults	255	2,538	10.0%	15.2%	16.0%	16.7%
% of FP17s for the same patient ID Re-attending between 3 & 9 months - Children	415	775	53.5%	58.8%	58.8%	57.6%
% of FP17s for the same patient ID Re-attending between 3 & 9 months - Adults	1,114	2,538	43.9%	49.2%	51.2%	50.1%
% of FP17s for Band 1 Urgent Courses	77	3,310	2.3%	9.5%	8.0%	9.1%
% of FP17s Relating to Free Repair or Replacements	49	3,310	1.5%	0.8%	0.8%	0.8%
% of FP17s Relating to Continuations	94	3,310	2.8%	1.3%	1.2%	1.2%
% of Patients satisfied with the dentistry they have received	5	5	N/A	91.9%	92.7%	92.8%
% of Patients satisfied with the time they had to wait for an appointment	4	5	N/A	86.5%	89.1%	88.7%

\* This is based on patients treated on this contract for their most recent course of treatment. Figures in italics indicate the base number of FP17s or Patient Questionnaire responses are less than 100. N/A is shown where the base number of responses is less than 10 during the period. % is calculated as Quantity/Base number\*100

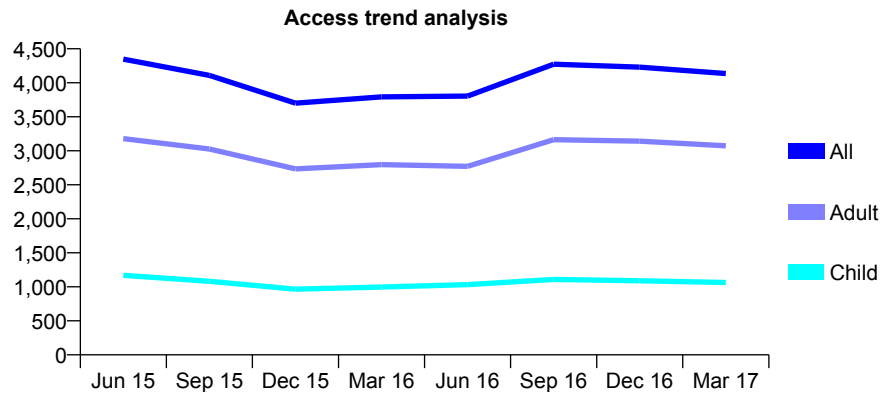
## Q56 - Vital Signs At a Glance Contract Report for 167231/0002 - Year end March 2017

Name or company name	Christopher Sprinz and Victoria Victorova
Contract type name	GDS Contract
Purpose of contract	General
Contract start date	12/10/2009
Contract end date	

16/17 Contracted general activity (UDA)	11,708
Carry forward general activity (UDA)	-234
16/17 Contracted orthodontic activity (UOA)	0
Carry forward orthodontic activity (UOA)	0
Baseline contract value	£318,653.67

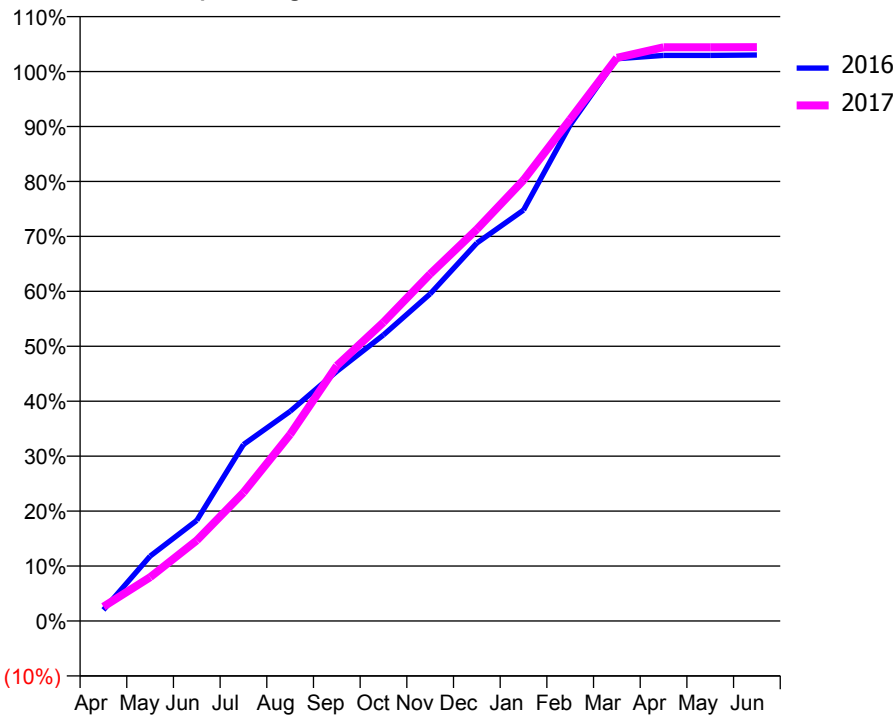
### ACCESS\*

Patients seen in 24 months	Total	Change since previous quarter
Quarter ending March 2016	3,794	
Quarter ending June 2016	3,804	→
Quarter ending September 2016	4,273	↑
Quarter ending December 2016	4,231	→
Quarter ending March 2017	4,136	↓
<b>Variance since March 2016</b>	<b>9.0%</b>	<b>↑</b>



### ACTIVITY

Cumulative percentage of contracted UDA delivered 2016 & 2017



Month	Adjusted Scheduled Activity (UDA)	
	2016	2017
April	237	306
May	1,381	934
June	2,143	1,718
July	3,761	2,739
August	4,469	3,977
September	5,320	5,439
October	6,095	6,365
November	6,970	7,394
December	8,054	8,345
January	8,755	9,394
February	10,570	10,689
March	11,981	12,001
April	12,051	12,224
May	12,051	12,225
June	12,059	12,226

### QUALITY

	Quantity	Base Number	Contract	AT	Region	England
% of FP17s for the same patient ID Re-attending within 3 months - Children	106	1,692	6.3%	11.2%	12.0%	12.3%
% of FP17s for the same patient ID Re-attending within 3 months - Adults	459	4,392	10.5%	15.2%	16.0%	16.7%
% of FP17s for the same patient ID Re-attending between 3 & 9 months - Children	891	1,692	52.7%	58.8%	58.8%	57.6%
% of FP17s for the same patient ID Re-attending between 3 & 9 months - Adults	2,046	4,392	46.6%	49.2%	51.2%	50.1%
% of FP17s for Band 1 Urgent Courses	344	6,136	5.6%	9.5%	8.0%	9.1%
% of FP17s Relating to Free Repair or Replacements	12	6,136	0.2%	0.8%	0.8%	0.8%
% of FP17s Relating to Continuations	81	6,136	1.3%	1.3%	1.2%	1.2%
% of Patients satisfied with the dentistry they have received	5	5	N/A	91.9%	92.7%	92.8%
% of Patients satisfied with the time they had to wait for an appointment	5	5	N/A	86.5%	89.1%	88.7%

\* This is based on patients treated on this contract for their most recent course of treatment. Figures in italics indicate the base number of FP17s or Patient Questionnaire responses are less than 100. N/A is shown where the base number of responses is less than 10 during the period. % is calculated as Quantity/Base number\*100

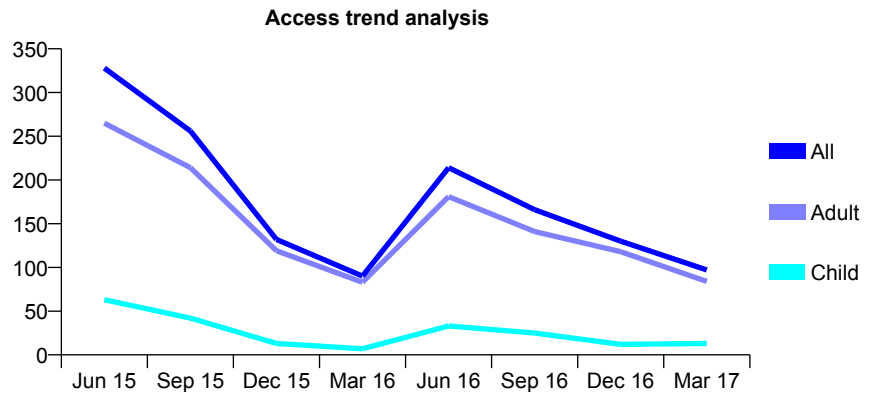
## Q56 - Vital Signs At a Glance Contract Report for 167231/0003 - Year end March 2017

Name or company name	Christopher Sprinz and Victoria Victorova
Contract type name	GDS Contract
Purpose of contract	General
Contract start date	12/10/2009
Contract end date	

16/17 Contracted general activity (UDA)	500
Carry forward general activity (UDA)	-10
16/17 Contracted orthodontic activity (UOA)	0
Carry forward orthodontic activity (UOA)	0
Baseline contract value	£12,450.89

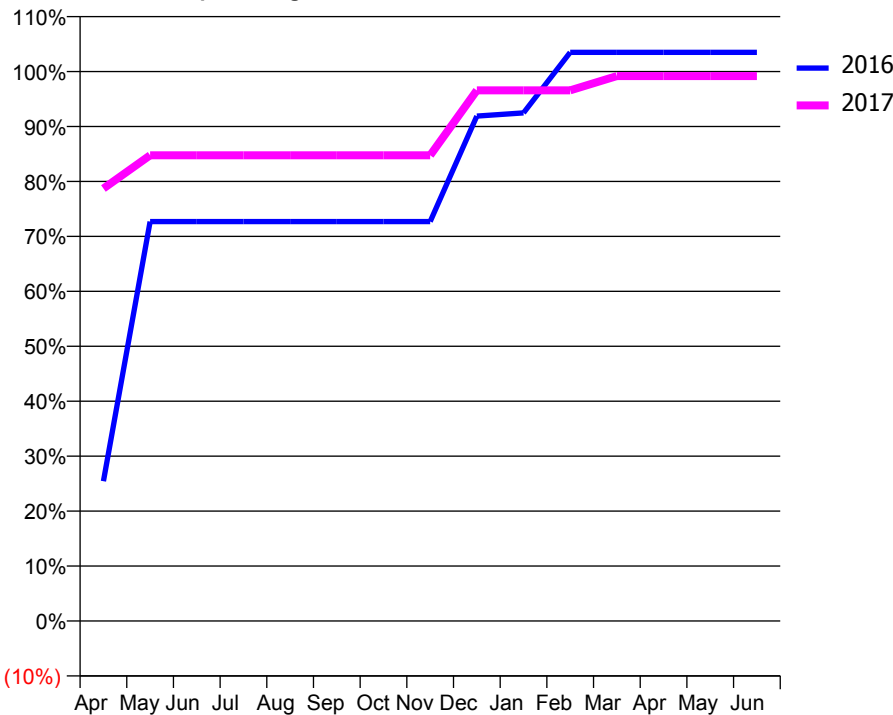
### ACCESS\*

Patients seen in 24 months	Total	Change since previous quarter
Quarter ending March 2016	90	
Quarter ending June 2016	214	↑
Quarter ending September 2016	166	↓
Quarter ending December 2016	130	↓
Quarter ending March 2017	97	↓
<b>Variance since March 2016</b>	<b>7.8%</b>	<b>↑</b>



### ACTIVITY

Cumulative percentage of contracted UDA delivered 2016 & 2017



Month	Adjusted Scheduled Activity (UDA)	
	2016	2017
April	127	394
May	363	424
June	363	424
July	363	424
August	363	424
September	363	424
October	363	424
November	363	424
December	459	483
January	462	483
February	517	483
March	517	496
April	517	496
May	517	496
June	517	496

### QUALITY

	Quantity	Base Number	Contract	AT	Region	England
% of FP17s for the same patient ID Re-attending within 3 months - Children	0	41	0.0%	11.2%	12.0%	12.3%
% of FP17s for the same patient ID Re-attending within 3 months - Adults	3	179	1.7%	15.2%	16.0%	16.7%
% of FP17s for the same patient ID Re-attending between 3 & 9 months - Children	1	41	2.4%	58.8%	58.8%	57.6%
% of FP17s for the same patient ID Re-attending between 3 & 9 months - Adults	3	179	1.7%	49.2%	51.2%	50.1%
% of FP17s for Band 1 Urgent Courses	4	220	1.8%	9.5%	8.0%	9.1%
% of FP17s Relating to Free Repair or Replacements	4	220	1.8%	0.8%	0.8%	0.8%
% of FP17s Relating to Continuations	9	220	4.1%	1.3%	1.2%	1.2%
% of Patients satisfied with the dentistry they have received	0	1	N/A	91.9%	92.7%	92.8%
% of Patients satisfied with the time they had to wait for an appointment	1	1	N/A	86.5%	89.1%	88.7%

\* This is based on patients treated on this contract for their most recent course of treatment. Figures in italics indicate the base number of FP17s or Patient Questionnaire responses are less than 100. N/A is shown where the base number of responses is less than 10 during the period. % is calculated as Quantity/Base number\*100

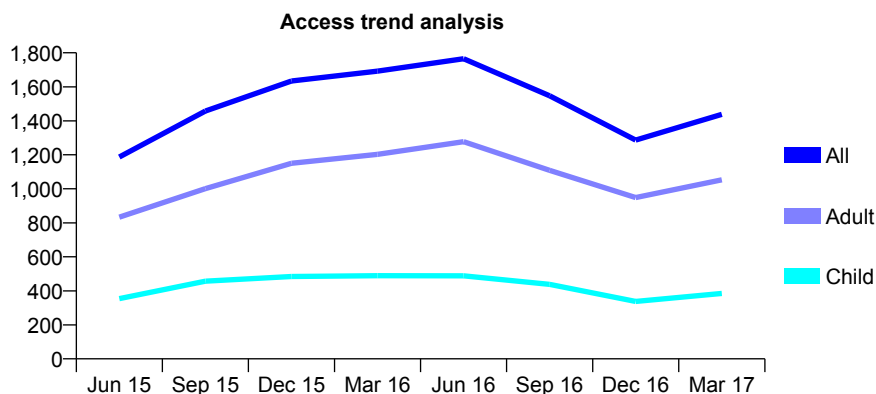
## Q56 - Vital Signs At a Glance Contract Report for 167231/0004 - Year end March 2017

Name or company name	Christopher Sprinz and Victoria Victorova
Contract type name	GDS Contract
Purpose of contract	General
Contract start date	12/10/2009
Contract end date	

16/17 Contracted general activity (UDA)	4,000
Carry forward general activity (UDA)	-80
16/17 Contracted orthodontic activity (UOA)	0
Carry forward orthodontic activity (UOA)	0
Baseline contract value	£99,607.15

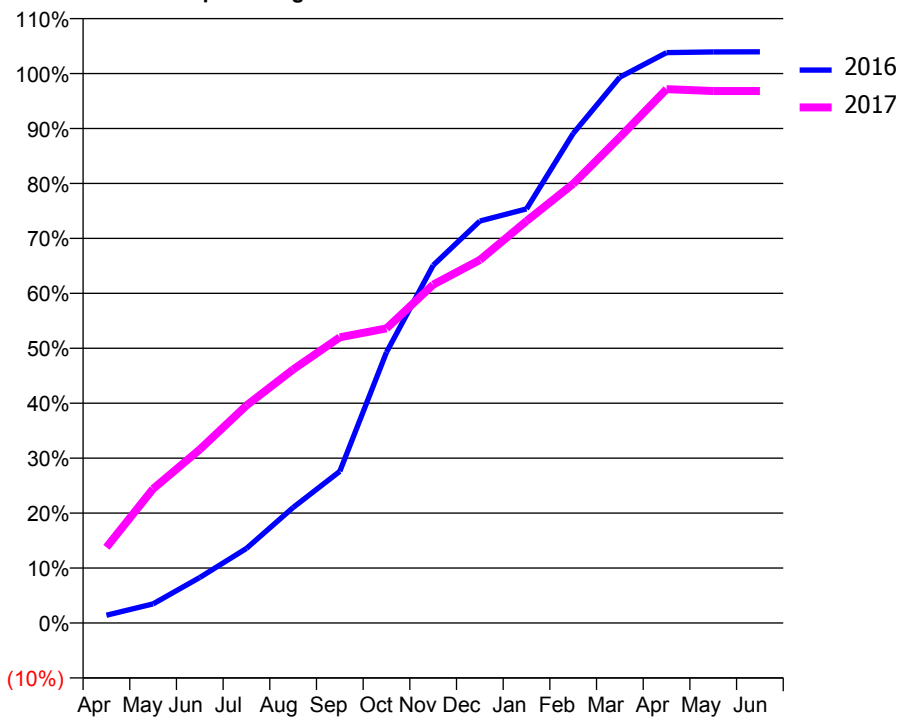
### ACCESS\*

Patients seen in 24 months	Total	Change since previous quarter
Quarter ending March 2016	1,692	
Quarter ending June 2016	1,765	↑
Quarter ending September 2016	1,547	↓
Quarter ending December 2016	1,287	↓
Quarter ending March 2017	1,438	↑
<b>Variance since March 2016</b>	<b>(15.0%)</b>	<b>↓</b>



### ACTIVITY

Cumulative percentage of contracted UDA delivered 2016 & 2017



Month	Adjusted Scheduled Activity (UDA)	
	2016	2017
April	57	551
May	139	977
June	331	1,263
July	543	1,583
August	841	1,846
September	1,104	2,080
October	1,971	2,145
November	2,603	2,463
December	2,926	2,642
January	3,014	2,926
February	3,564	3,197
March	3,974	3,536
April	4,152	3,886
May	4,157	3,872
June	4,158	3,872

### QUALITY

	Quantity	Base Number	Contract	AT	Region	England
% of FP17s for the same patient ID Re-attending within 3 months - Children	31	651	4.8%	11.2%	12.0%	12.3%
% of FP17s for the same patient ID Re-attending within 3 months - Adults	115	1,388	8.3%	15.2%	16.0%	16.7%
% of FP17s for the same patient ID Re-attending between 3 & 9 months - Children	311	651	47.8%	58.8%	58.8%	57.6%
% of FP17s for the same patient ID Re-attending between 3 & 9 months - Adults	513	1,388	37.0%	49.2%	51.2%	50.1%
% of FP17s for Band 1 Urgent Courses	117	2,097	5.6%	9.5%	8.0%	9.1%
% of FP17s Relating to Free Repair or Replacements	10	2,097	0.5%	0.8%	0.8%	0.8%
% of FP17s Relating to Continuations	31	2,097	1.5%	1.3%	1.2%	1.2%
% of Patients satisfied with the dentistry they have received	1	2	N/A	91.9%	92.7%	92.8%
% of Patients satisfied with the time they had to wait for an appointment	1	2	N/A	86.5%	89.1%	88.7%

\* This is based on patients treated on this contract for their most recent course of treatment. Figures in italics indicate the base number of FP17s or Patient Questionnaire responses are less than 100. N/A is shown where the base number of responses is less than 10 during the period. % is calculated as Quantity/Base number\*100

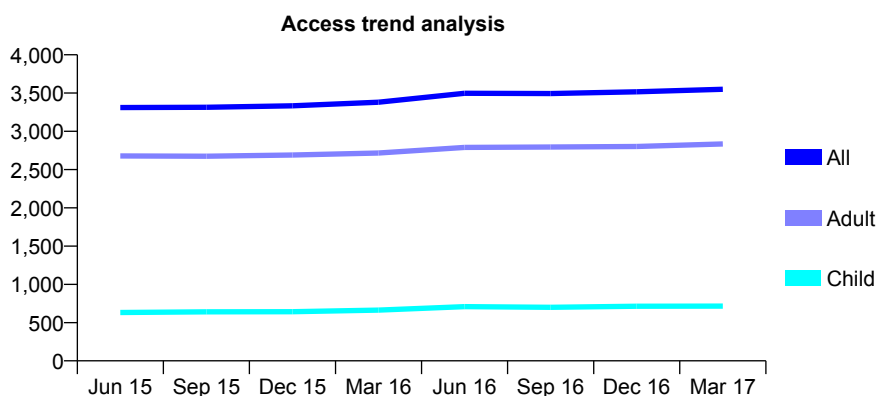
## Q56 - Vital Signs At a Glance Contract Report for 168300/0001 - Year end March 2017

Name or company name	Witard Dental Practice
Contract type name	GDS Contract
Purpose of contract	General
Contract start date	05/05/2011
Contract end date	

16/17 Contracted general activity (UDA)	13,132
Carry forward general activity (UDA)	436
16/17 Contracted orthodontic activity (UOA)	0
Carry forward orthodontic activity (UOA)	0
Baseline contract value	£310,178.60

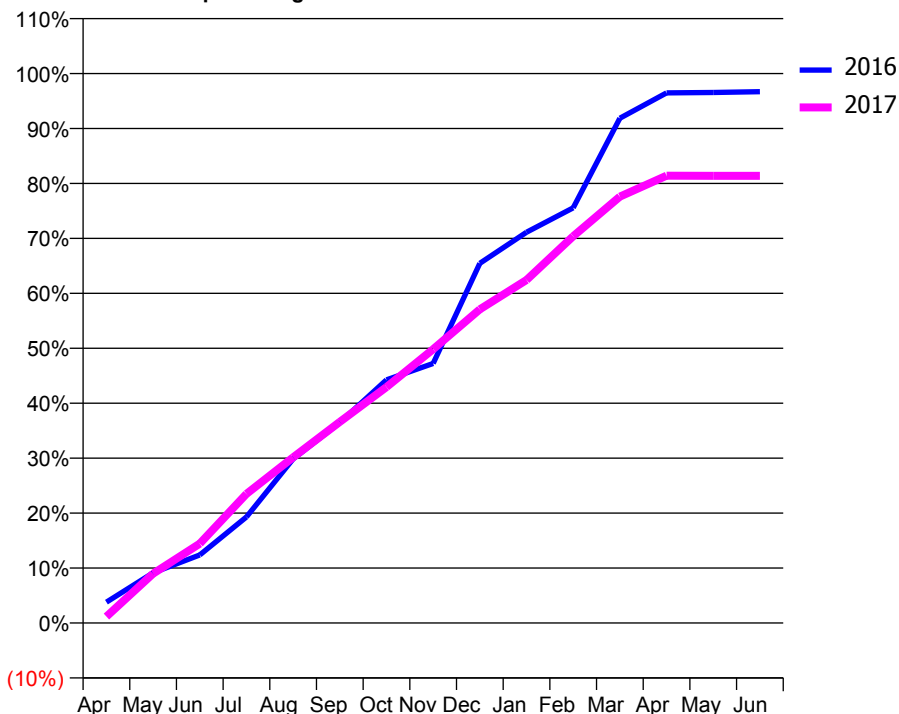
### ACCESS\*

Patients seen in 24 months	Total	Change since previous quarter
Quarter ending March 2016	3,381	
Quarter ending June 2016	3,498	↑
Quarter ending September 2016	3,493	→
Quarter ending December 2016	3,516	→
Quarter ending March 2017	3,549	→
<b>Variance since March 2016</b>	<b>5.0%</b>	<b>↑</b>



### ACTIVITY

Cumulative percentage of contracted UDA delivered 2016 & 2017



Month	Adjusted Scheduled Activity (UDA)	
	2016	2017
April	498	156
May	1,201	1,181
June	1,628	1,898
July	2,534	3,085
August	3,921	3,959
September	4,791	4,806
October	5,812	5,639
November	6,202	6,543
December	8,597	7,495
January	9,339	8,197
February	9,921	9,243
March	12,062	10,191
April	12,669	10,690
May	12,679	10,686
June	12,696	10,686

### QUALITY

	Quantity	Base Number	Contract	AT	Region	England
% of FP17s for the same patient ID Re-attending within 3 months - Children	113	1,099	10.3%	11.2%	12.0%	12.3%
% of FP17s for the same patient ID Re-attending within 3 months - Adults	522	4,075	12.8%	15.2%	16.0%	16.7%
% of FP17s for the same patient ID Re-attending between 3 & 9 months - Children	633	1,099	57.6%	58.8%	58.8%	57.6%
% of FP17s for the same patient ID Re-attending between 3 & 9 months - Adults	2,383	4,075	58.5%	49.2%	51.2%	50.1%
% of FP17s for Band 1 Urgent Courses	272	5,072	5.4%	9.5%	8.0%	9.1%
% of FP17s Relating to Free Repair or Replacements	21	5,072	0.4%	0.8%	0.8%	0.8%
% of FP17s Relating to Continuations	44	5,072	0.9%	1.3%	1.2%	1.2%
% of Patients satisfied with the dentistry they have received	6	6	N/A	91.9%	92.7%	92.8%
% of Patients satisfied with the time they had to wait for an appointment	4	6	N/A	86.5%	89.1%	88.7%

\* This is based on patients treated on this contract for their most recent course of treatment. Figures in italics indicate the base number of FP17s or Patient Questionnaire responses are less than 100. N/A is shown where the base number of responses is less than 10 during the period. % is calculated as Quantity/Base number\*100



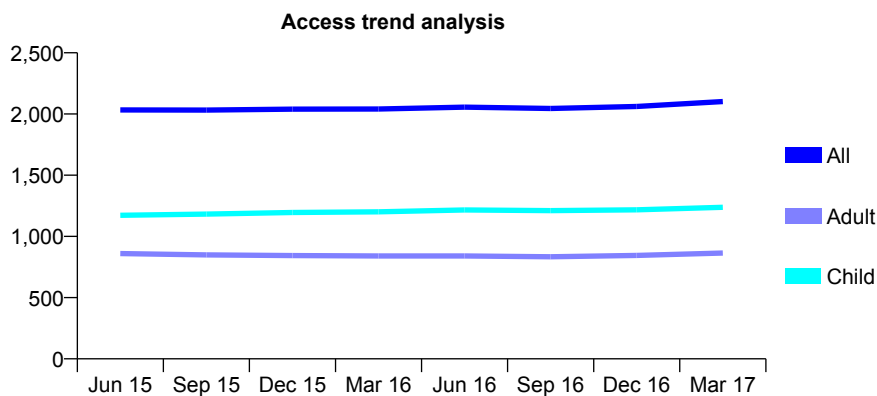
## Q56 - Vital Signs At a Glance Contract Report for 168793/0001 - Year end March 2017

Name or company name	Guildhall Dental Practice
Contract type name	GDS Contract
Purpose of contract	General and Orthodontic
Contract start date	01/04/2011
Contract end date	

16/17 Contracted general activity (UDA)	4,199
Carry forward general activity (UDA)	0
16/17 Contracted orthodontic activity (UOA)	11
Carry forward orthodontic activity (UOA)	0
Baseline contract value	£103,238.47

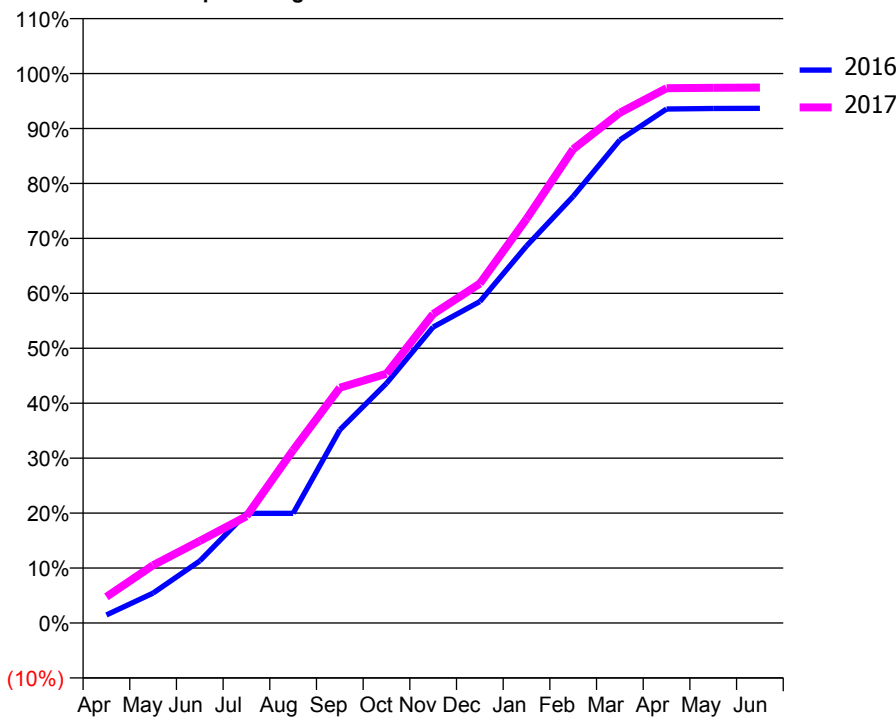
### ACCESS\*

Patients seen in 24 months	Total	Change since previous quarter
Quarter ending March 2016	2,041	
Quarter ending June 2016	2,056	→
Quarter ending September 2016	2,045	→
Quarter ending December 2016	2,062	→
Quarter ending March 2017	2,102	→
<b>Variance since March 2016</b>	<b>3.0%</b>	<b>↑</b>



### ACTIVITY

Cumulative percentage of contracted UDA delivered 2016 & 2017



Adjusted Scheduled Activity (UDA)

Month	2016	2017
April	62	200
May	227	441
June	471	627
July	832	816
August	832	1,321
September	1,465	1,798
October	1,817	1,905
November	2,244	2,362
December	2,438	2,594
January	2,859	3,088
February	3,235	3,621
March	3,663	3,899
April	3,898	4,087
May	3,902	4,090
June	3,903	4,092

### QUALITY

	Quantity	Base Number	Contract	AT	Region	England
% of FP17s for the same patient ID Re-attending within 3 months - Children	98	2,067	4.7%	11.2%	12.0%	12.3%
% of FP17s for the same patient ID Re-attending within 3 months - Adults	68	1,123	6.1%	15.2%	16.0%	16.7%
% of FP17s for the same patient ID Re-attending between 3 & 9 months - Children	1,485	2,067	71.8%	58.8%	58.8%	57.6%
% of FP17s for the same patient ID Re-attending between 3 & 9 months - Adults	726	1,123	64.6%	49.2%	51.2%	50.1%
% of FP17s for Band 1 Urgent Courses	108	3,140	3.4%	9.5%	8.0%	9.1%
% of FP17s Relating to Free Repair or Replacements	1	3,140	0.0%	0.8%	0.8%	0.8%
% of FP17s Relating to Continuations	1	3,140	0.0%	1.3%	1.2%	1.2%
% of Patients satisfied with the dentistry they have received	2	2	N/A	91.9%	92.7%	92.8%
% of Patients satisfied with the time they had to wait for an appointment	2	2	N/A	86.5%	89.1%	88.7%

\* This is based on patients treated on this contract for their most recent course of treatment. Figures in italics indicate the base number of FP17s or Patient Questionnaire responses are less than 100. N/A is shown where the base number of responses is less than 10 during the period. % is calculated as Quantity/Base number\*100

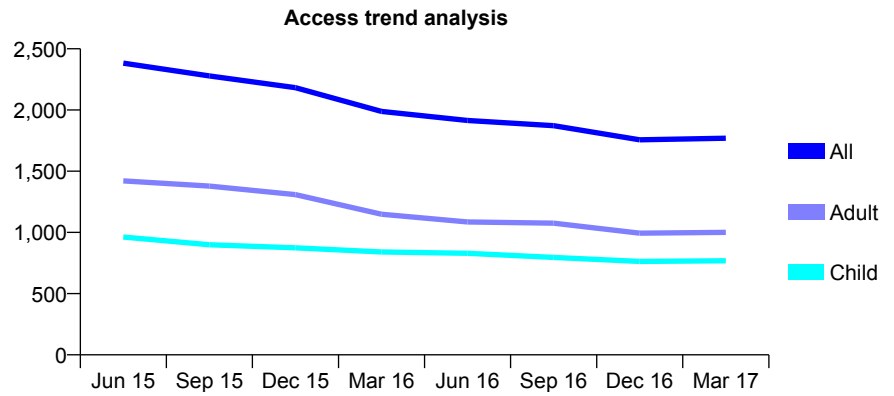
## Q56 - Vital Signs At a Glance Contract Report for 171018/0001 - Year end March 2017

Name or company name	The Hamptons Dental Care
Contract type name	GDS Contract
Purpose of contract	General
Contract start date	01/04/2009
Contract end date	

16/17 Contracted general activity (UDA)	3,694
Carry forward general activity (UDA)	-74
16/17 Contracted orthodontic activity (UOA)	0
Carry forward orthodontic activity (UOA)	0
Baseline contract value	£86,552.24

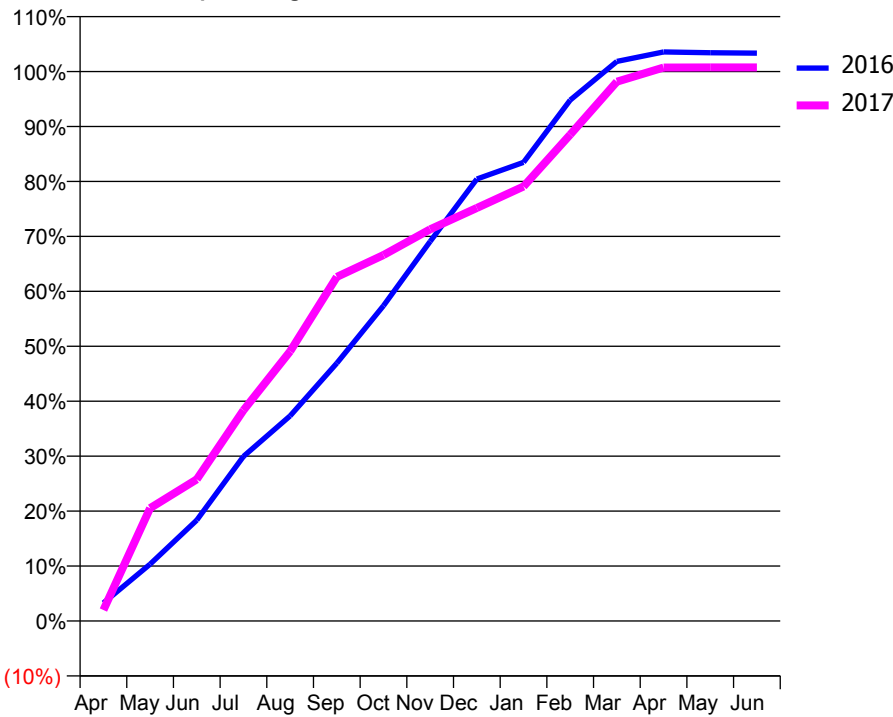
### ACCESS\*

Patients seen in 24 months	Total	Change since previous quarter
Quarter ending March 2016	1,989	
Quarter ending June 2016	1,915	↓
Quarter ending September 2016	1,872	↓
Quarter ending December 2016	1,757	↓
Quarter ending March 2017	1,770	→
<b>Variance since March 2016</b>	<b>(11.0%)</b>	<b>↓</b>



### ACTIVITY

Cumulative percentage of contracted UDA delivered 2016 & 2017



Month	Adjusted Scheduled Activity (UDA)	
	2016	2017
April	121	74
May	382	759
June	678	953
July	1,106	1,417
August	1,379	1,813
September	1,733	2,313
October	2,119	2,460
November	2,552	2,633
December	2,971	2,777
January	3,083	2,921
February	3,502	3,270
March	3,762	3,625
April	3,825	3,720
May	3,820	3,721
June	3,817	3,721

### QUALITY

	Quantity	Base Number	Contract	AT	Region	England
% of FP17s for the same patient ID Re-attending within 3 months - Children	43	838	5.1%	11.2%	12.0%	12.3%
% of FP17s for the same patient ID Re-attending within 3 months - Adults	105	1,102	9.5%	15.2%	16.0%	16.7%
% of FP17s for the same patient ID Re-attending between 3 & 9 months - Children	313	838	37.4%	58.8%	58.8%	57.6%
% of FP17s for the same patient ID Re-attending between 3 & 9 months - Adults	446	1,102	40.5%	49.2%	51.2%	50.1%
% of FP17s for Band 1 Urgent Courses	187	1,946	9.6%	9.5%	8.0%	9.1%
% of FP17s Relating to Free Repair or Replacements	6	1,946	0.3%	0.8%	0.8%	0.8%
% of FP17s Relating to Continuations	0	1,946	0.0%	1.3%	1.2%	1.2%
% of Patients satisfied with the dentistry they have received	2	2	N/A	91.9%	92.7%	92.8%
% of Patients satisfied with the time they had to wait for an appointment	2	2	N/A	86.5%	89.1%	88.7%

\* This is based on patients treated on this contract for their most recent course of treatment. Figures in italics indicate the base number of FP17s or Patient Questionnaire responses are less than 100. N/A is shown where the base number of responses is less than 10 during the period. % is calculated as Quantity/Base number\*100

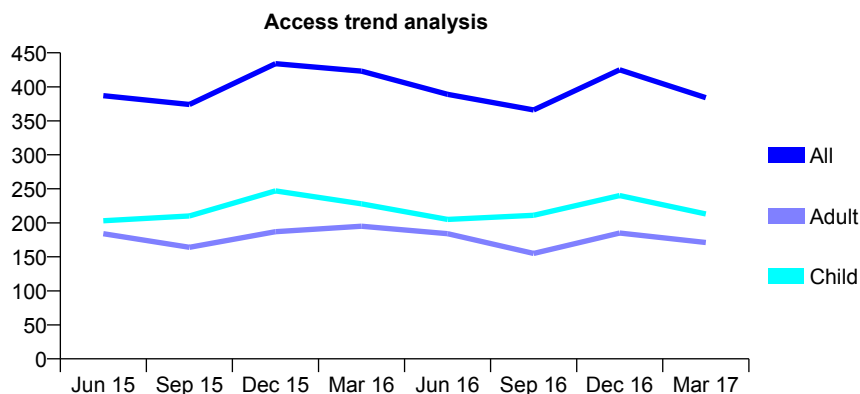
## Q56 - Vital Signs At a Glance Contract Report for 171018/0002 - Year end March 2017

Name or company name	The Hamptons Dental Care
Contract type name	GDS Contract
Purpose of contract	General
Contract start date	01/04/2009
Contract end date	

16/17 Contracted general activity (UDA)	806
Carry forward general activity (UDA)	-16
16/17 Contracted orthodontic activity (UOA)	0
Carry forward orthodontic activity (UOA)	0
Baseline contract value	£20,070.85

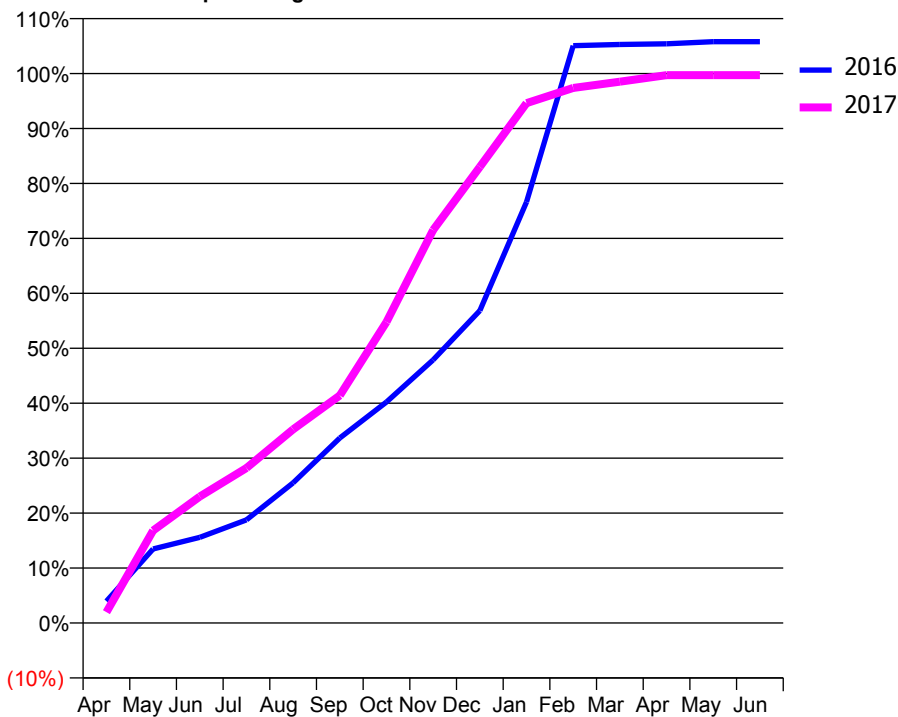
### ACCESS\*

Patients seen in 24 months	Total	Change since previous quarter
Quarter ending March 2016	423	
Quarter ending June 2016	389	↓
Quarter ending September 2016	366	↓
Quarter ending December 2016	425	↑
Quarter ending March 2017	384	↓
<b>Variance since March 2016</b>	<b>(9.2%)</b>	<b>↓</b>



### ACTIVITY

Cumulative percentage of contracted UDA delivered 2016 & 2017



Month	Adjusted Scheduled Activity (UDA)	
	2016	2017
April	32	16
May	109	136
June	126	186
July	151	227
August	206	284
September	271	334
October	324	442
November	386	577
December	458	669
January	618	763
February	847	785
March	849	794
April	850	804
May	853	804
June	853	804

### QUALITY

	Quantity	Base Number	Contract	AT	Region	England
% of FP17s for the same patient ID Re-attending within 3 months - Children	15	312	4.8%	11.2%	12.0%	12.3%
% of FP17s for the same patient ID Re-attending within 3 months - Adults	26	230	11.3%	15.2%	16.0%	16.7%
% of FP17s for the same patient ID Re-attending between 3 & 9 months - Children	102	312	32.7%	58.8%	58.8%	57.6%
% of FP17s for the same patient ID Re-attending between 3 & 9 months - Adults	33	230	14.3%	49.2%	51.2%	50.1%
% of FP17s for Band 1 Urgent Courses	123	544	22.6%	9.5%	8.0%	9.1%
% of FP17s Relating to Free Repair or Replacements	0	544	0.0%	0.8%	0.8%	0.8%
% of FP17s Relating to Continuations	1	544	0.2%	1.3%	1.2%	1.2%
% of Patients satisfied with the dentistry they have received	0	0	N/A	91.9%	92.7%	92.8%
% of Patients satisfied with the time they had to wait for an appointment	0	0	N/A	86.5%	89.1%	88.7%

\* This is based on patients treated on this contract for their most recent course of treatment. Figures in italics indicate the base number of FP17s or Patient Questionnaire responses are less than 100. N/A is shown where the base number of responses is less than 10 during the period. % is calculated as Quantity/Base number\*100

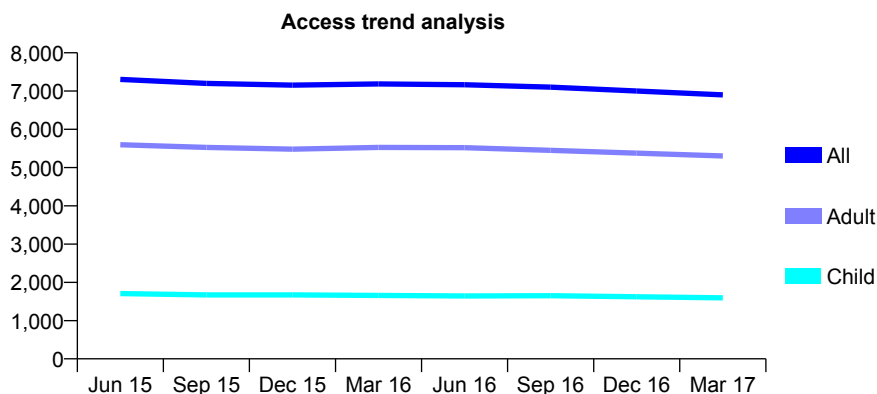
## Q56 - Vital Signs At a Glance Contract Report for 171239/0001 - Year end March 2017

Name or company name	The Loddon Dental Practice
Contract type name	GDS Contract
Purpose of contract	General and Orthodontic
Contract start date	13/10/2007
Contract end date	

16/17 Contracted general activity (UDA)	19,777
Carry forward general activity (UDA)	0
16/17 Contracted orthodontic activity (UOA)	579
Carry forward orthodontic activity (UOA)	2
Baseline contract value	£518,733.46

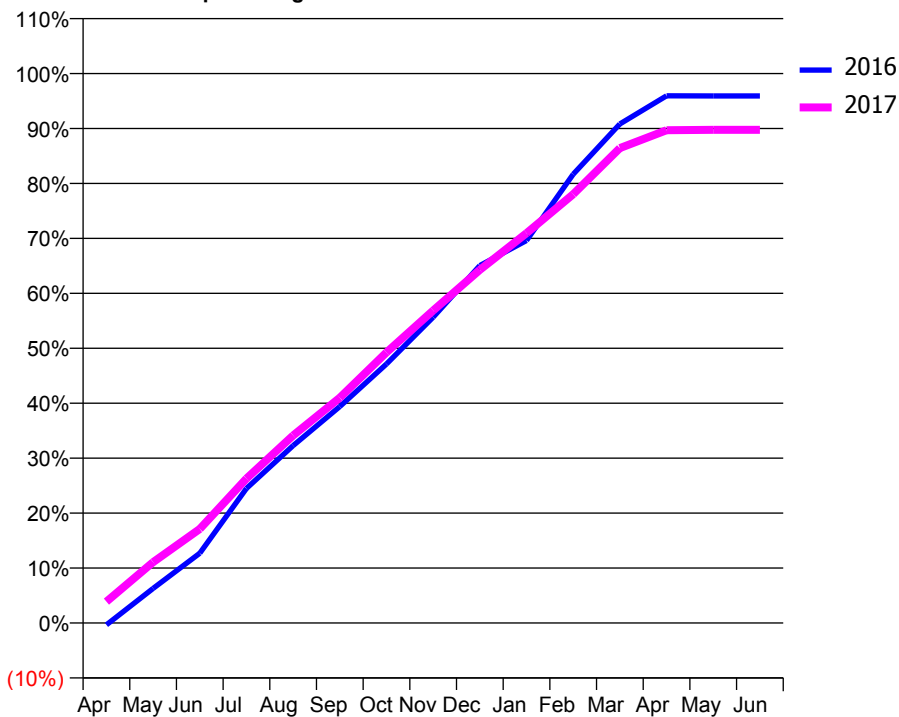
### ACCESS\*

Patients seen in 24 months	Total	Change since previous quarter
Quarter ending March 2016	7,185	
Quarter ending June 2016	7,165	→
Quarter ending September 2016	7,101	→
Quarter ending December 2016	7,001	↓
Quarter ending March 2017	6,900	↓
<b>Variance since March 2016</b>	<b>(4.0%)</b>	<b>↓</b>



### ACTIVITY

**Cumulative percentage of contracted UDA delivered 2016 & 2017**



Month	Adjusted Scheduled Activity (UDA)	
	2016	2017
April	-68	770
May	1,245	2,193
June	2,512	3,384
July	4,843	5,202
August	6,387	6,751
September	7,790	8,107
October	9,323	9,738
November	11,009	11,246
December	12,863	12,712
January	13,766	14,033
February	16,150	15,430
March	17,959	17,093
April	18,972	17,734
May	18,969	17,749
June	18,969	17,752

### QUALITY

	Quantity	Base Number	Contract	AT	Region	England
% of FP17s for the same patient ID Re-attending within 3 months - Children	199	2,477	8.0%	11.2%	12.0%	12.3%
% of FP17s for the same patient ID Re-attending within 3 months - Adults	1,020	7,483	13.6%	15.2%	16.0%	16.7%
% of FP17s for the same patient ID Re-attending between 3 & 9 months - Children	1,413	2,477	57.0%	58.8%	58.8%	57.6%
% of FP17s for the same patient ID Re-attending between 3 & 9 months - Adults	3,733	7,483	49.9%	49.2%	51.2%	50.1%
% of FP17s for Band 1 Urgent Courses	705	9,822	7.2%	9.5%	8.0%	9.1%
% of FP17s Relating to Free Repair or Replacements	40	9,822	0.4%	0.8%	0.8%	0.8%
% of FP17s Relating to Continuations	199	9,822	2.0%	1.3%	1.2%	1.2%
% of Patients satisfied with the dentistry they have received	25	27	92.6%	91.9%	92.7%	92.8%
% of Patients satisfied with the time they had to wait for an appointment	21	27	77.8%	86.5%	89.1%	88.7%

\* This is based on patients treated on this contract for their most recent course of treatment. Figures in italics indicate the base number of FP17s or Patient Questionnaire responses are less than 100. N/A is shown where the base number of responses is less than 10 during the period. % is calculated as Quantity/Base number\*100

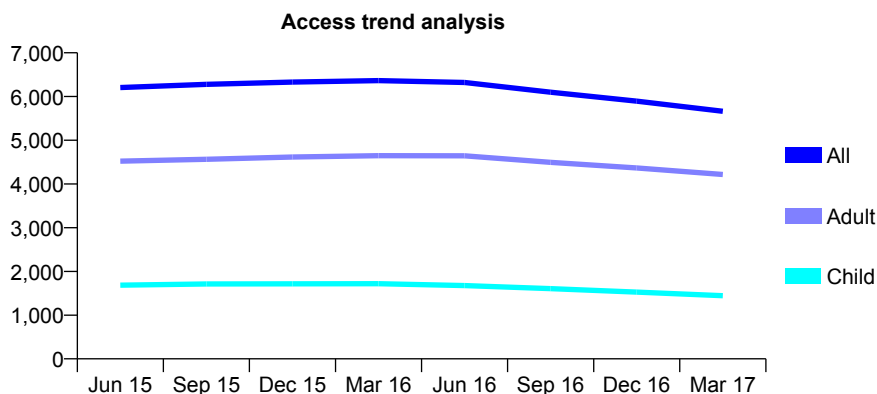
## Q56 - Vital Signs At a Glance Contract Report for 171611/0001 - Year end March 2017

Name or company name	Unnati Limited
Contract type name	GDS Contract
Purpose of contract	General
Contract start date	01/04/2010
Contract end date	

16/17 Contracted general activity (UDA)	22,500
Carry forward general activity (UDA)	0
16/17 Contracted orthodontic activity (UOA)	0
Carry forward orthodontic activity (UOA)	0
Baseline contract value	£777,555.53

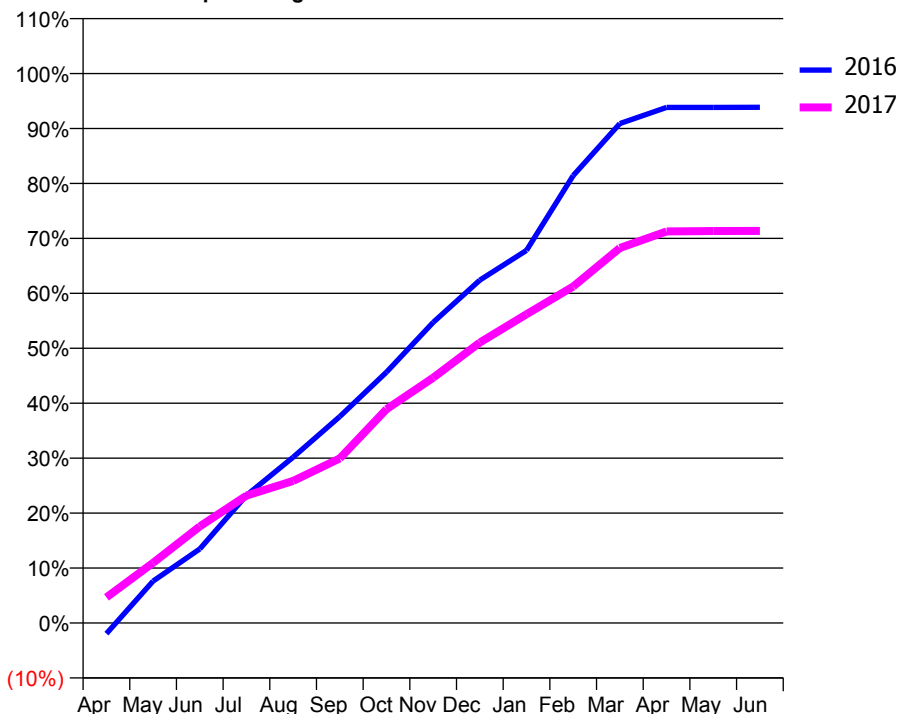
### ACCESS\*

Patients seen in 24 months	Total	Change since previous quarter
Quarter ending March 2016	6,365	
Quarter ending June 2016	6,320	→
Quarter ending September 2016	6,100	↓
Quarter ending December 2016	5,893	↓
Quarter ending March 2017	5,662	↓
<b>Variance since March 2016</b>	<b>(11.0%)</b>	↓



### ACTIVITY

Cumulative percentage of contracted UDA delivered 2016 & 2017



Adjusted Scheduled Activity (UDA)

Month	2016	2017
April	-438	1,051
May	1,716	2,466
June	3,031	3,955
July	5,226	5,215
August	6,790	5,817
September	8,455	6,742
October	10,274	8,757
November	12,307	10,041
December	14,041	11,484
January	15,257	12,641
February	18,323	13,780
March	20,449	15,357
April	21,113	16,034
May	21,113	16,048
June	21,114	16,054

### QUALITY

	Quantity	Base Number	Contract	AT	Region	England
% of FP17s for the same patient ID Re-attending within 3 months - Children	142	1,856	7.7%	11.2%	12.0%	12.3%
% of FP17s for the same patient ID Re-attending within 3 months - Adults	844	5,885	14.3%	15.2%	16.0%	16.7%
% of FP17s for the same patient ID Re-attending between 3 & 9 months - Children	1,159	1,856	62.4%	58.8%	58.8%	57.6%
% of FP17s for the same patient ID Re-attending between 3 & 9 months - Adults	3,740	5,885	63.6%	49.2%	51.2%	50.1%
% of FP17s for Band 1 Urgent Courses	304	7,830	3.9%	9.5%	8.0%	9.1%
% of FP17s Relating to Free Repair or Replacements	51	7,830	0.7%	0.8%	0.8%	0.8%
% of FP17s Relating to Continuations	267	7,830	3.4%	1.3%	1.2%	1.2%
% of Patients satisfied with the dentistry they have received	4	4	N/A	91.9%	92.7%	92.8%
% of Patients satisfied with the time they had to wait for an appointment	3	4	N/A	86.5%	89.1%	88.7%

\* This is based on patients treated on this contract for their most recent course of treatment. Figures in italics indicate the base number of FP17s or Patient Questionnaire responses are less than 100. N/A is shown where the base number of responses is less than 10 during the period. % is calculated as Quantity/Base number\*100

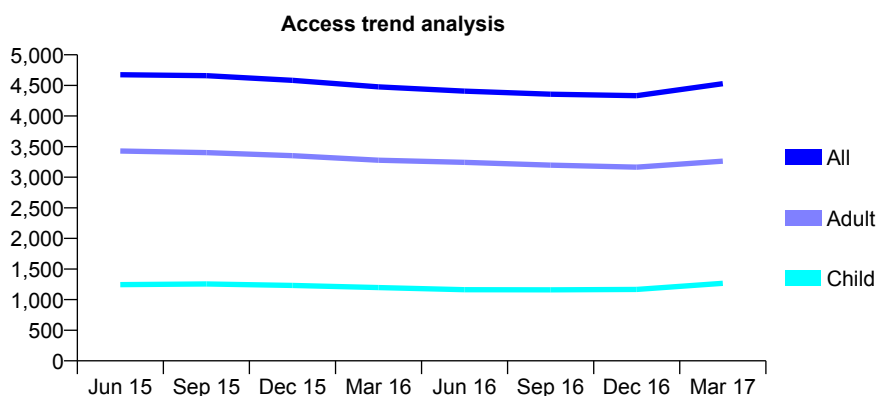
## Q56 - Vital Signs At a Glance Contract Report for 173495/0001 - Year end March 2017

Name or company name	West Earham Dental Health Practice Limited
Contract type name	Pilot Contract
Purpose of contract	General
Contract start date	01/01/2012
Contract end date	

16/17 Contracted general activity (UDA)	15,830
Carry forward general activity (UDA)	0
16/17 Contracted orthodontic activity (UOA)	0
Carry forward orthodontic activity (UOA)	0
Baseline contract value	£351,030.78

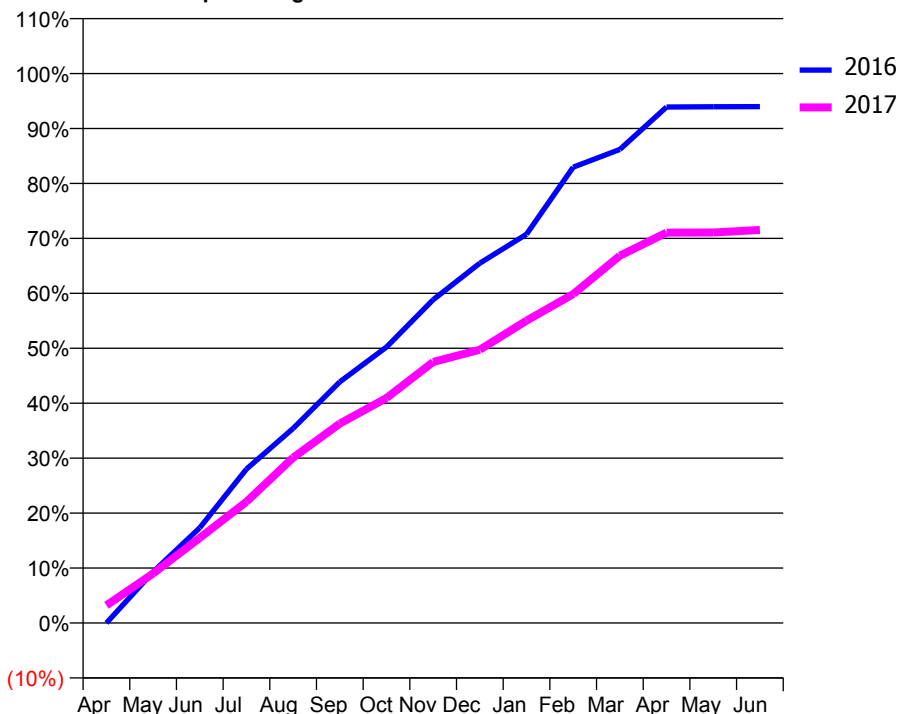
### ACCESS\*

Patients seen in 24 months	Total	Change since previous quarter
Quarter ending March 2016	4,476	
Quarter ending June 2016	4,406	↓
Quarter ending September 2016	4,357	↓
Quarter ending December 2016	4,332	→
Quarter ending March 2017	4,528	↑
<b>Variance since March 2016</b>	<b>1.2%</b>	<b>→</b>



### ACTIVITY

Cumulative percentage of contracted UDA delivered 2016 & 2017



Adjusted Scheduled Activity (UDA)

Month	2016	2017
April	0	508
May	1,473	1,429
June	2,743	2,451
July	4,434	3,492
August	5,608	4,764
September	6,948	5,744
October	7,949	6,483
November	9,314	7,519
December	10,367	7,872
January	11,199	8,709
February	13,131	9,475
March	13,644	10,582
April	14,866	11,247
May	14,873	11,249
June	14,876	11,321

### QUALITY

	Quantity	Base Number	Contract	AT	Region	England
% of FP17s for the same patient ID Re-attending within 3 months - Children	123	1,835	6.7%	11.2%	12.0%	12.3%
% of FP17s for the same patient ID Re-attending within 3 months - Adults	513	4,198	12.2%	15.2%	16.0%	16.7%
% of FP17s for the same patient ID Re-attending between 3 & 9 months - Children	1,205	1,835	65.7%	58.8%	58.8%	57.6%
% of FP17s for the same patient ID Re-attending between 3 & 9 months - Adults	2,200	4,198	52.4%	49.2%	51.2%	50.1%
% of FP17s for Band 1 Urgent Courses	387	5,695	6.8%	9.5%	8.0%	9.1%
% of FP17s Relating to Free Repair or Replacements	71	5,695	1.2%	0.8%	0.8%	0.8%
% of FP17s Relating to Continuations	108	5,695	1.9%	1.3%	1.2%	1.2%
% of Patients satisfied with the dentistry they have received	5	6	N/A	91.9%	92.7%	92.8%
% of Patients satisfied with the time they had to wait for an appointment	6	6	N/A	86.5%	89.1%	88.7%

\* This is based on patients treated on this contract for their most recent course of treatment. Figures in italics indicate the base number of FP17s or Patient Questionnaire responses are less than 100. N/A is shown where the base number of responses is less than 10 during the period. % is calculated as Quantity/Base number\*100

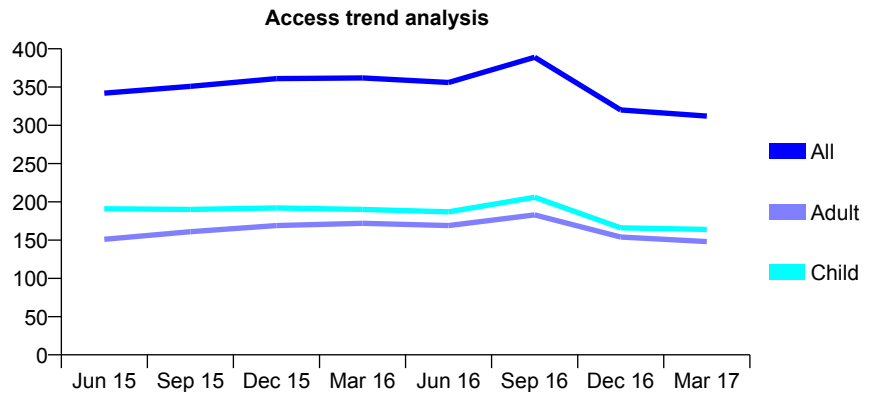
## Q56 - Vital Signs At a Glance Contract Report for 173835/0001 - Year end March 2017

Name or company name	Ian Wood, Julian Perry and Edward Coyle
Contract type name	GDS Contract
Purpose of contract	General
Contract start date	01/12/2013
Contract end date	

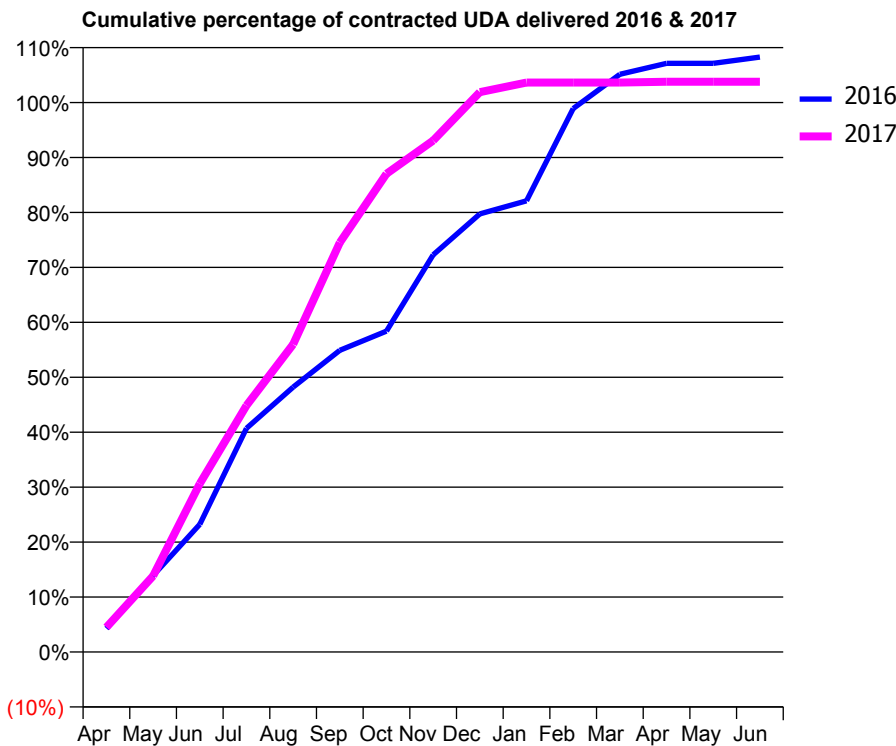
16/17 Contracted general activity (UDA)	800
Carry forward general activity (UDA)	-16
16/17 Contracted orthodontic activity (UOA)	0
Carry forward orthodontic activity (UOA)	0
Baseline contract value	£16,762.52

### ACCESS\*

Patients seen in 24 months	Total	Change since previous quarter
Quarter ending March 2016	362	
Quarter ending June 2016	356	↓
Quarter ending September 2016	389	↑
Quarter ending December 2016	320	↓
Quarter ending March 2017	312	↓
<b>Variance since March 2016</b>	<b>(13.8%)</b>	<b>↓</b>



### ACTIVITY



Month	Adjusted Scheduled Activity (UDA)	
	2016	2017
April	34	36
May	111	111
June	186	245
July	326	359
August	386	448
September	439	596
October	467	696
November	578	745
December	638	815
January	657	829
February	791	829
March	841	829
April	857	830
May	857	830
June	866	830

### QUALITY

	Quantity	Base Number	Contract	AT	Region	England
% of FP17s for the same patient ID Re-attending within 3 months - Children	14	201	7.0%	11.2%	12.0%	12.3%
% of FP17s for the same patient ID Re-attending within 3 months - Adults	18	170	10.6%	15.2%	16.0%	16.7%
% of FP17s for the same patient ID Re-attending between 3 & 9 months - Children	52	201	25.9%	58.8%	58.8%	57.6%
% of FP17s for the same patient ID Re-attending between 3 & 9 months - Adults	68	170	40.0%	49.2%	51.2%	50.1%
% of FP17s for Band 1 Urgent Courses	26	353	7.4%	9.5%	8.0%	9.1%
% of FP17s Relating to Free Repair or Replacements	0	353	0.0%	0.8%	0.8%	0.8%
% of FP17s Relating to Continuations	0	353	0.0%	1.3%	1.2%	1.2%
% of Patients satisfied with the dentistry they have received	0	0	N/A	91.9%	92.7%	92.8%
% of Patients satisfied with the time they had to wait for an appointment	0	0	N/A	86.5%	89.1%	88.7%

\* This is based on patients treated on this contract for their most recent course of treatment. Figures in italics indicate the base number of FP17s or Patient Questionnaire responses are less than 100. N/A is shown where the base number of responses is less than 10 during the period. % is calculated as Quantity/Base number\*100



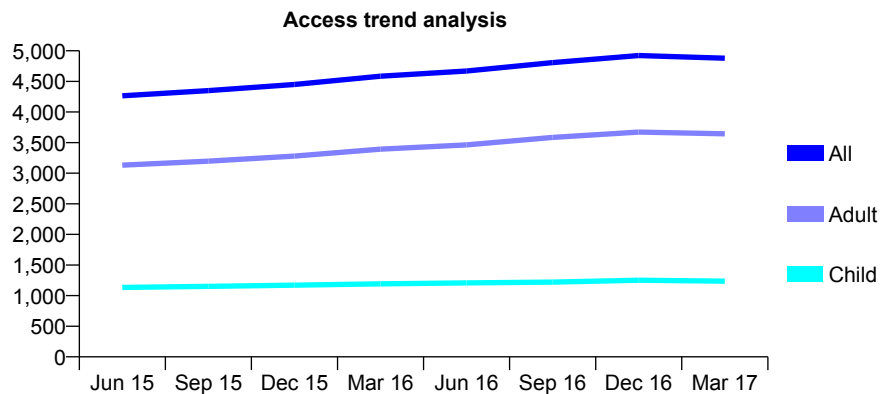
## Q56 - Vital Signs At a Glance Contract Report for 174173/0002 - Year end March 2017

Name or company name	Advance Dental Health Limited
Contract type name	GDS Contract
Purpose of contract	General
Contract start date	01/11/2011
Contract end date	

16/17 Contracted general activity (UDA)	13,500
Carry forward general activity (UDA)	286
16/17 Contracted orthodontic activity (UOA)	0
Carry forward orthodontic activity (UOA)	0
Baseline contract value	£328,395.94

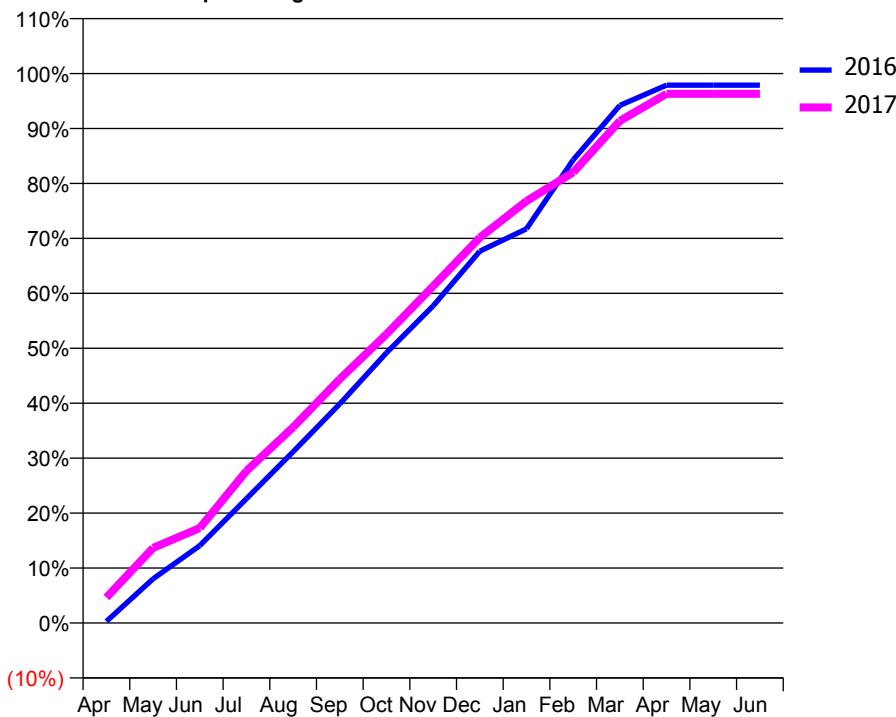
### ACCESS\*

Patients seen in 24 months	Total	Change since previous quarter
Quarter ending March 2016	4,585	
Quarter ending June 2016	4,670	→
Quarter ending September 2016	4,808	↑
Quarter ending December 2016	4,923	↑
Quarter ending March 2017	4,879	→
<b>Variance since March 2016</b>	<b>6.4%</b>	<b>↑</b>



### ACTIVITY

Cumulative percentage of contracted UDA delivered 2016 & 2017



Month	Adjusted Scheduled Activity (UDA)	
	2016	2017
April	41	627
May	1,087	1,848
June	1,903	2,333
July	3,055	3,738
August	4,209	4,812
September	5,383	5,994
October	6,638	7,096
November	7,792	8,276
December	9,135	9,469
January	9,686	10,368
February	11,380	11,071
March	12,715	12,335
April	13,214	13,002
May	13,214	13,002
June	13,214	13,002

### QUALITY

	Quantity	Base Number	Contract	AT	Region	England
% of FP17s for the same patient ID Re-attending within 3 months - Children	86	1,556	5.5%	11.2%	12.0%	12.3%
% of FP17s for the same patient ID Re-attending within 3 months - Adults	733	4,694	15.6%	15.2%	16.0%	16.7%
% of FP17s for the same patient ID Re-attending between 3 & 9 months - Children	671	1,556	43.1%	58.8%	58.8%	57.6%
% of FP17s for the same patient ID Re-attending between 3 & 9 months - Adults	2,151	4,694	45.8%	49.2%	51.2%	50.1%
% of FP17s for Band 1 Urgent Courses	366	6,372	5.7%	9.5%	8.0%	9.1%
% of FP17s Relating to Free Repair or Replacements	59	6,372	0.9%	0.8%	0.8%	0.8%
% of FP17s Relating to Continuations	187	6,372	2.9%	1.3%	1.2%	1.2%
% of Patients satisfied with the dentistry they have received	5	5	N/A	91.9%	92.7%	92.8%
% of Patients satisfied with the time they had to wait for an appointment	4	5	N/A	86.5%	89.1%	88.7%

\* This is based on patients treated on this contract for their most recent course of treatment. Figures in italics indicate the base number of FP17s or Patient Questionnaire responses are less than 100. N/A is shown where the base number of responses is less than 10 during the period. % is calculated as Quantity/Base number\*100

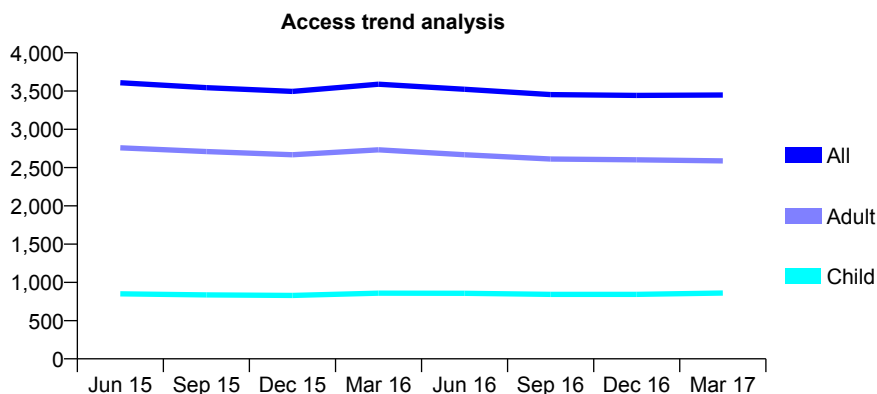
## Q56 - Vital Signs At a Glance Contract Report for 174173/0003 - Year end March 2017

Name or company name	Advance Dental Health Limited
Contract type name	GDS Contract
Purpose of contract	General
Contract start date	01/11/2011
Contract end date	

16/17 Contracted general activity (UDA)	12,120
Carry forward general activity (UDA)	251
16/17 Contracted orthodontic activity (UOA)	0
Carry forward orthodontic activity (UOA)	0
Baseline contract value	£288,742.52

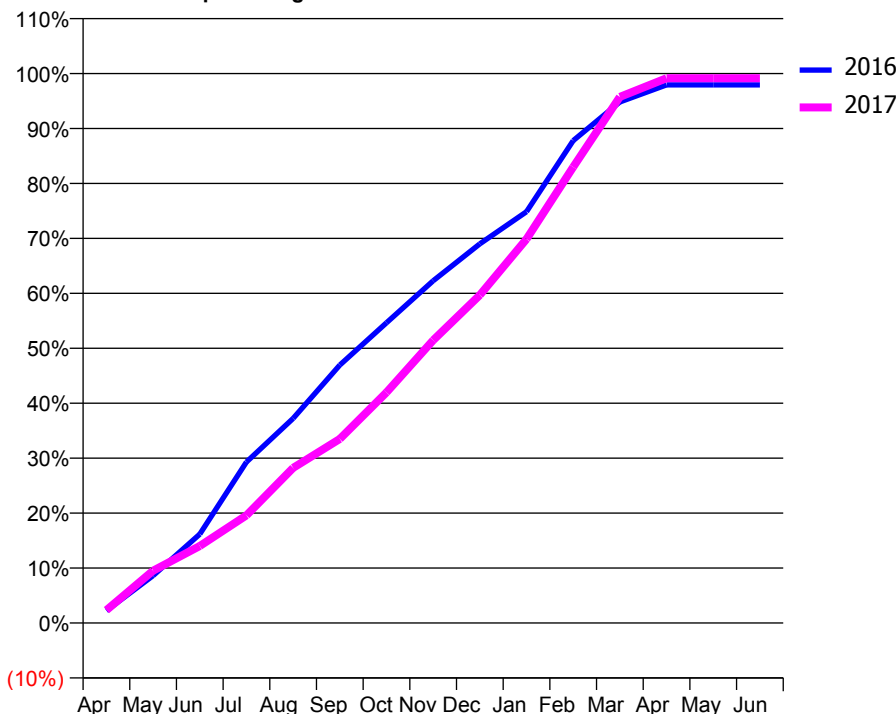
### ACCESS\*

Patients seen in 24 months	Total	Change since previous quarter
Quarter ending March 2016	3,590	
Quarter ending June 2016	3,524	↓
Quarter ending September 2016	3,453	↓
Quarter ending December 2016	3,444	→
Quarter ending March 2017	3,449	→
<b>Variance since March 2016</b>	<b>(3.9%)</b>	<b>↓</b>



### ACTIVITY

Cumulative percentage of contracted UDA delivered 2016 & 2017



Adjusted Scheduled Activity (UDA)

Month	2016	2017
April	271	285
May	1,047	1,154
June	1,960	1,700
July	3,552	2,375
August	4,512	3,422
September	5,688	4,062
October	6,622	5,088
November	7,550	6,236
December	8,363	7,234
January	9,073	8,469
February	10,641	10,057
March	11,492	11,605
April	11,869	12,015
May	11,869	12,015
June	11,869	12,015

### QUALITY

	Quantity	Base Number	Contract	AT	Region	England
% of FP17s for the same patient ID Re-attending within 3 months - Children	107	1,121	9.5%	11.2%	12.0%	12.3%
% of FP17s for the same patient ID Re-attending within 3 months - Adults	576	3,199	18.0%	15.2%	16.0%	16.7%
% of FP17s for the same patient ID Re-attending between 3 & 9 months - Children	485	1,121	43.3%	58.8%	58.8%	57.6%
% of FP17s for the same patient ID Re-attending between 3 & 9 months - Adults	1,332	3,199	41.6%	49.2%	51.2%	50.1%
% of FP17s for Band 1 Urgent Courses	514	4,274	12.0%	9.5%	8.0%	9.1%
% of FP17s Relating to Free Repair or Replacements	56	4,274	1.3%	0.8%	0.8%	0.8%
% of FP17s Relating to Continuations	138	4,274	3.2%	1.3%	1.2%	1.2%
% of Patients satisfied with the dentistry they have received	7	8	N/A	91.9%	92.7%	92.8%
% of Patients satisfied with the time they had to wait for an appointment	6	8	N/A	86.5%	89.1%	88.7%

\* This is based on patients treated on this contract for their most recent course of treatment. Figures in italics indicate the base number of FP17s or Patient Questionnaire responses are less than 100. N/A is shown where the base number of responses is less than 10 during the period. % is calculated as Quantity/Base number\*100

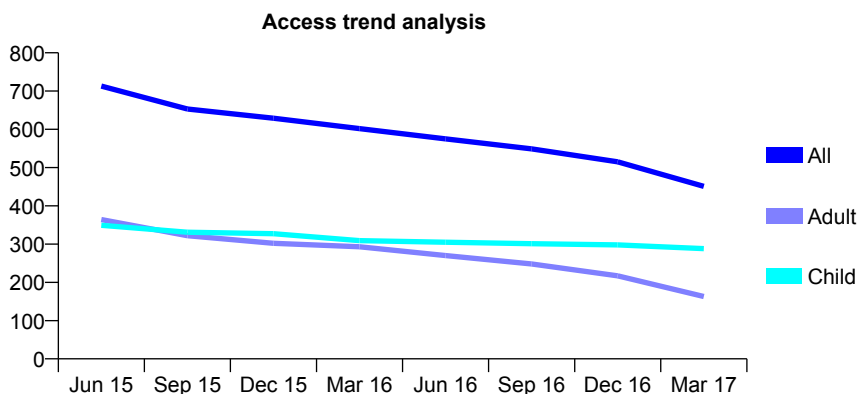
## Q56 - Vital Signs At a Glance Contract Report for 175196/0001 - Year end March 2017

Name or company name	Christchurch Dental Practice Ltd
Contract type name	PDS Contract
Purpose of contract	General
Contract start date	01/06/2010
Contract end date	31/03/2018

16/17 Contracted general activity (UDA)	900
Carry forward general activity (UDA)	0
16/17 Contracted orthodontic activity (UOA)	0
Carry forward orthodontic activity (UOA)	0
Baseline contract value	£23,404.10

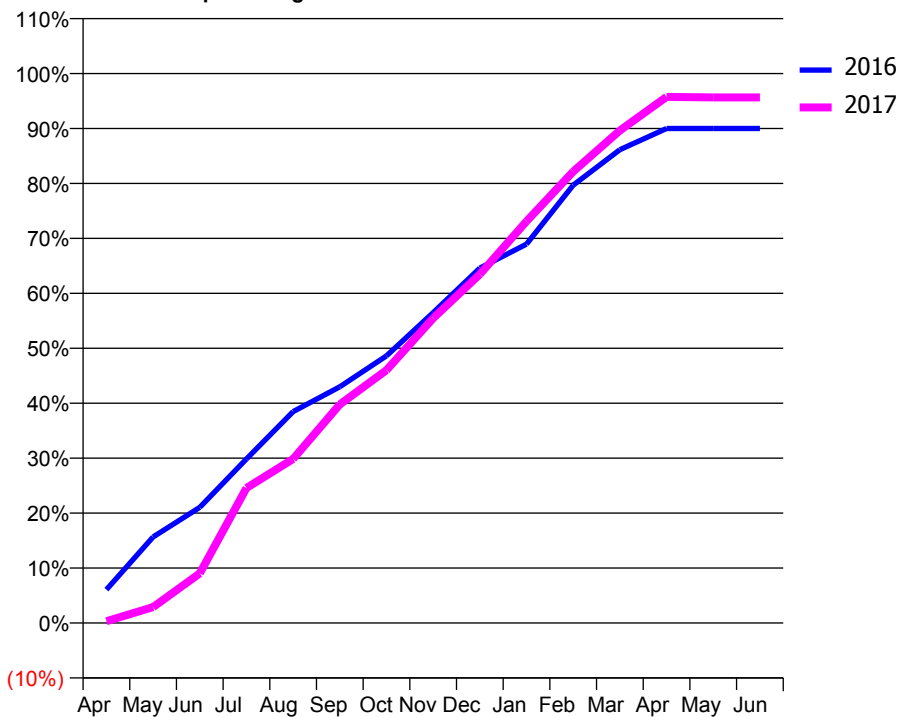
### ACCESS\*

Patients seen in 24 months	Total	Change since previous quarter
Quarter ending March 2016	602	
Quarter ending June 2016	575	↓
Quarter ending September 2016	549	↓
Quarter ending December 2016	515	↓
Quarter ending March 2017	451	↓
<b>Variance since March 2016</b>	<b>(25.1%)</b>	↓



### ACTIVITY

Cumulative percentage of contracted UDA delivered 2016 & 2017



Month	Adjusted Scheduled Activity (UDA)	
	2016	2017
April	67	3
May	172	26
June	232	81
July	328	221
August	423	269
September	473	358
October	535	414
November	621	499
December	710	571
January	759	658
February	877	739
March	948	807
April	990	862
May	990	861
June	990	861

### QUALITY

	Quantity	Base Number	Contract	AT	Region	England
% of FP17s for the same patient ID Re-attending within 3 months - Children	41	487	8.4%	11.2%	12.0%	12.3%
% of FP17s for the same patient ID Re-attending within 3 months - Adults	9	121	7.4%	15.2%	16.0%	16.7%
% of FP17s for the same patient ID Re-attending between 3 & 9 months - Children	314	487	64.5%	58.8%	58.8%	57.6%
% of FP17s for the same patient ID Re-attending between 3 & 9 months - Adults	50	121	41.3%	49.2%	51.2%	50.1%
% of FP17s for Band 1 Urgent Courses	39	596	6.5%	9.5%	8.0%	9.1%
% of FP17s Relating to Free Repair or Replacements	0	596	0.0%	0.8%	0.8%	0.8%
% of FP17s Relating to Continuations	0	596	0.0%	1.3%	1.2%	1.2%
% of Patients satisfied with the dentistry they have received	0	0	N/A	91.9%	92.7%	92.8%
% of Patients satisfied with the time they had to wait for an appointment	0	0	N/A	86.5%	89.1%	88.7%

\* This is based on patients treated on this contract for their most recent course of treatment. Figures in italics indicate the base number of FP17s or Patient Questionnaire responses are less than 100. N/A is shown where the base number of responses is less than 10 during the period. % is calculated as Quantity/Base number\*100

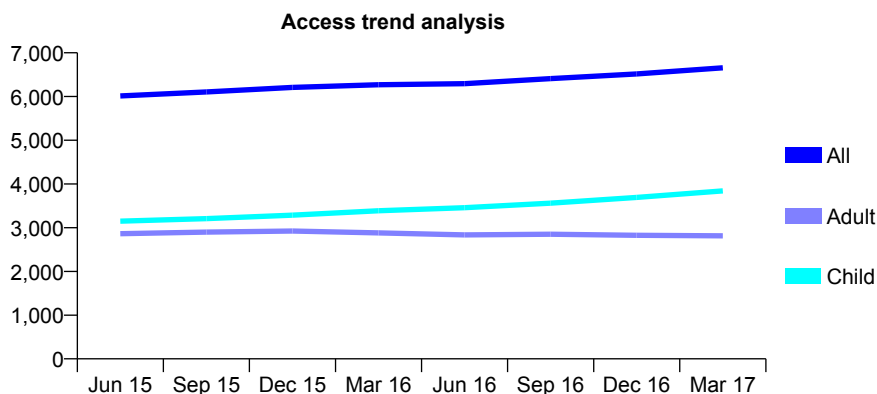
## Q56 - Vital Signs At a Glance Contract Report for 175900/0002 - Year end March 2017

Name or company name	Sprinz-Victorova
Contract type name	GDS Contract
Purpose of contract	General
Contract start date	01/04/2010
Contract end date	

16/17 Contracted general activity (UDA)	19,896
Carry forward general activity (UDA)	-262
16/17 Contracted orthodontic activity (UOA)	0
Carry forward orthodontic activity (UOA)	0
Baseline contract value	£478,913.84

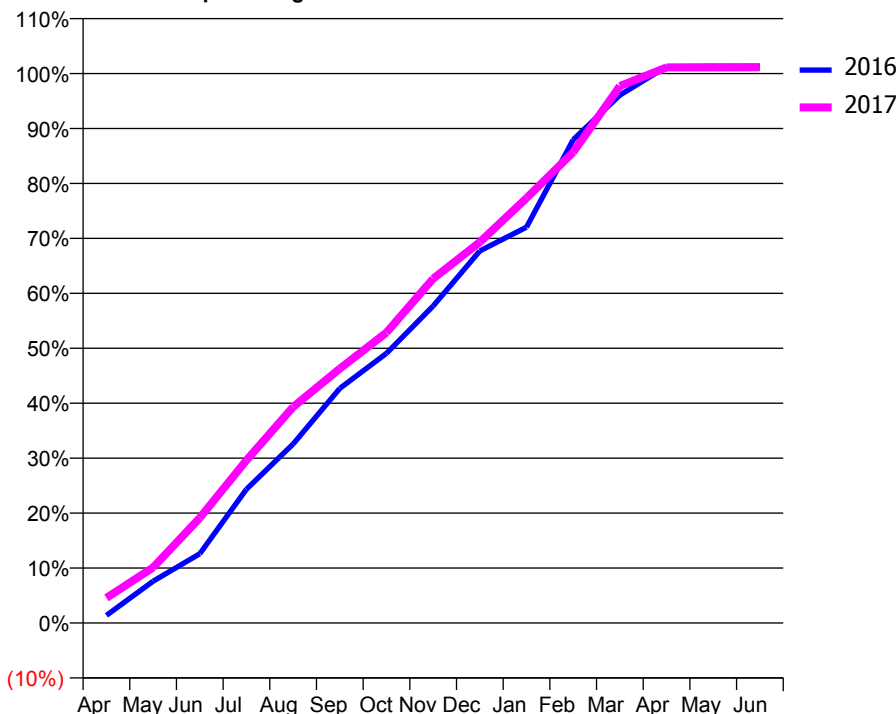
### ACCESS\*

Patients seen in 24 months	Total	Change since previous quarter
Quarter ending March 2016	6,268	
Quarter ending June 2016	6,293	→
Quarter ending September 2016	6,411	→
Quarter ending December 2016	6,518	→
Quarter ending March 2017	6,656	↑
<b>Variance since March 2016</b>	<b>6.2%</b>	<b>↑</b>



### ACTIVITY

Cumulative percentage of contracted UDA delivered 2016 & 2017



Adjusted Scheduled Activity (UDA)

Month	2016	2017
April	278	909
May	1,515	2,011
June	2,510	3,809
July	4,847	5,891
August	6,481	7,823
September	8,493	9,209
October	9,765	10,519
November	11,479	12,470
December	13,472	13,793
January	14,331	15,383
February	17,501	17,047
March	19,111	19,440
April	20,144	20,118
May	20,160	20,116
June	20,158	20,120

### QUALITY

	Quantity	Base Number	Contract	AT	Region	England
% of FP17s for the same patient ID Re-attending within 3 months - Children	353	6,164	5.7%	11.2%	12.0%	12.3%
% of FP17s for the same patient ID Re-attending within 3 months - Adults	566	3,560	15.9%	15.2%	16.0%	16.7%
% of FP17s for the same patient ID Re-attending between 3 & 9 months - Children	3,828	6,164	62.1%	58.8%	58.8%	57.6%
% of FP17s for the same patient ID Re-attending between 3 & 9 months - Adults	1,992	3,560	56.0%	49.2%	51.2%	50.1%
% of FP17s for Band 1 Urgent Courses	616	9,595	6.4%	9.5%	8.0%	9.1%
% of FP17s Relating to Free Repair or Replacements	1	9,595	0.0%	0.8%	0.8%	0.8%
% of FP17s Relating to Continuations	2	9,595	0.0%	1.3%	1.2%	1.2%
% of Patients satisfied with the dentistry they have received	15	15	100.0%	91.9%	92.7%	92.8%
% of Patients satisfied with the time they had to wait for an appointment	12	15	80.0%	86.5%	89.1%	88.7%

\* This is based on patients treated on this contract for their most recent course of treatment. Figures in italics indicate the base number of FP17s or Patient Questionnaire responses are less than 100. N/A is shown where the base number of responses is less than 10 during the period. % is calculated as Quantity/Base number\*100

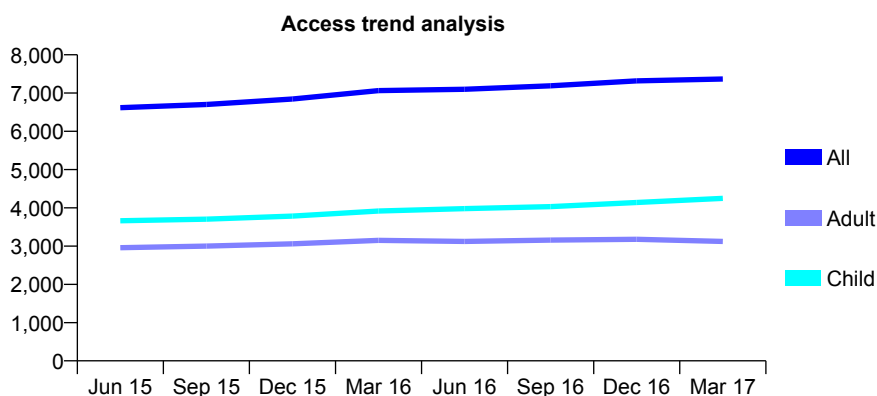
## Q56 - Vital Signs At a Glance Contract Report for 175900/0003 - Year end March 2017

Name or company name	Sprinz-Victorova
Contract type name	GDS Contract
Purpose of contract	General
Contract start date	01/04/2010
Contract end date	

16/17 Contracted general activity (UDA)	20,573
Carry forward general activity (UDA)	-385
16/17 Contracted orthodontic activity (UOA)	0
Carry forward orthodontic activity (UOA)	0
Baseline contract value	£427,792.82

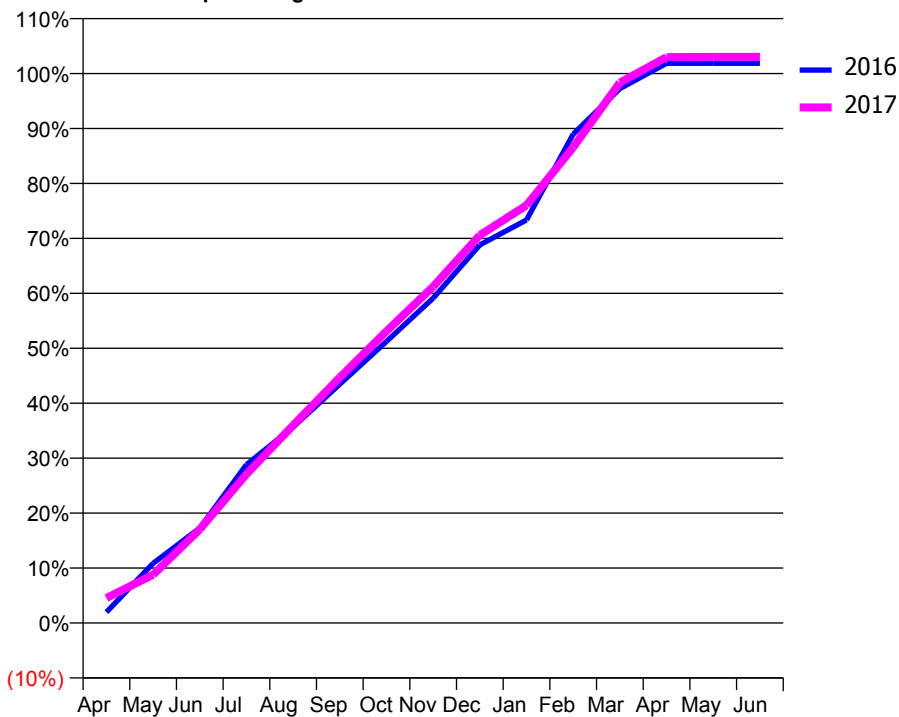
### ACCESS\*

Patients seen in 24 months	Total	Change since previous quarter
Quarter ending March 2016	7,064	
Quarter ending June 2016	7,099	→
Quarter ending September 2016	7,188	→
Quarter ending December 2016	7,317	→
Quarter ending March 2017	7,369	→
<b>Variance since March 2016</b>	<b>4.3%</b>	<b>↑</b>



### ACTIVITY

Cumulative percentage of contracted UDA delivered 2016 & 2017



Month	Adjusted Scheduled Activity (UDA)	
	2016	2017
April	407	937
May	2,234	1,808
June	3,559	3,509
July	5,929	5,575
August	7,336	7,400
September	8,943	9,195
October	10,543	10,928
November	12,165	12,596
December	14,158	14,520
January	15,090	15,641
February	18,304	17,809
March	20,007	20,232
April	20,954	21,188
May	20,956	21,195
June	20,958	21,196

### QUALITY

	Quantity	Base Number	Contract	AT	Region	England
% of FP17s for the same patient ID Re-attending within 3 months - Children	494	6,698	7.4%	11.2%	12.0%	12.3%
% of FP17s for the same patient ID Re-attending within 3 months - Adults	744	3,835	19.4%	15.2%	16.0%	16.7%
% of FP17s for the same patient ID Re-attending between 3 & 9 months - Children	4,092	6,698	61.1%	58.8%	58.8%	57.6%
% of FP17s for the same patient ID Re-attending between 3 & 9 months - Adults	1,991	3,835	51.9%	49.2%	51.2%	50.1%
% of FP17s for Band 1 Urgent Courses	839	10,430	8.0%	9.5%	8.0%	9.1%
% of FP17s Relating to Free Repair or Replacements	0	10,430	0.0%	0.8%	0.8%	0.8%
% of FP17s Relating to Continuations	0	10,430	0.0%	1.3%	1.2%	1.2%
% of Patients satisfied with the dentistry they have received	6	8	N/A	91.9%	92.7%	92.8%
% of Patients satisfied with the time they had to wait for an appointment	3	8	N/A	86.5%	89.1%	88.7%

\* This is based on patients treated on this contract for their most recent course of treatment. Figures in italics indicate the base number of FP17s or Patient Questionnaire responses are less than 100. N/A is shown where the base number of responses is less than 10 during the period. % is calculated as Quantity/Base number\*100

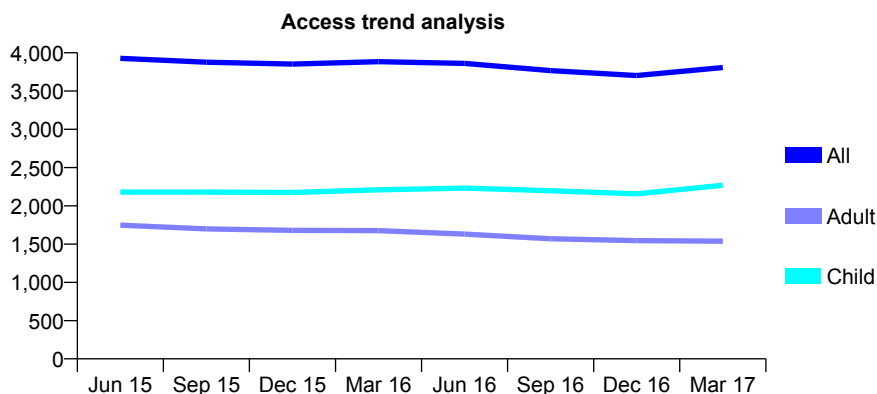
## Q56 - Vital Signs At a Glance Contract Report for 175900/0004 - Year end March 2017

Name or company name	Sprinz-Victorova
Contract type name	GDS Contract
Purpose of contract	General
Contract start date	01/04/2010
Contract end date	

16/17 Contracted general activity (UDA)	10,449
Carry forward general activity (UDA)	-30
16/17 Contracted orthodontic activity (UOA)	0
Carry forward orthodontic activity (UOA)	0
Baseline contract value	£264,849.35

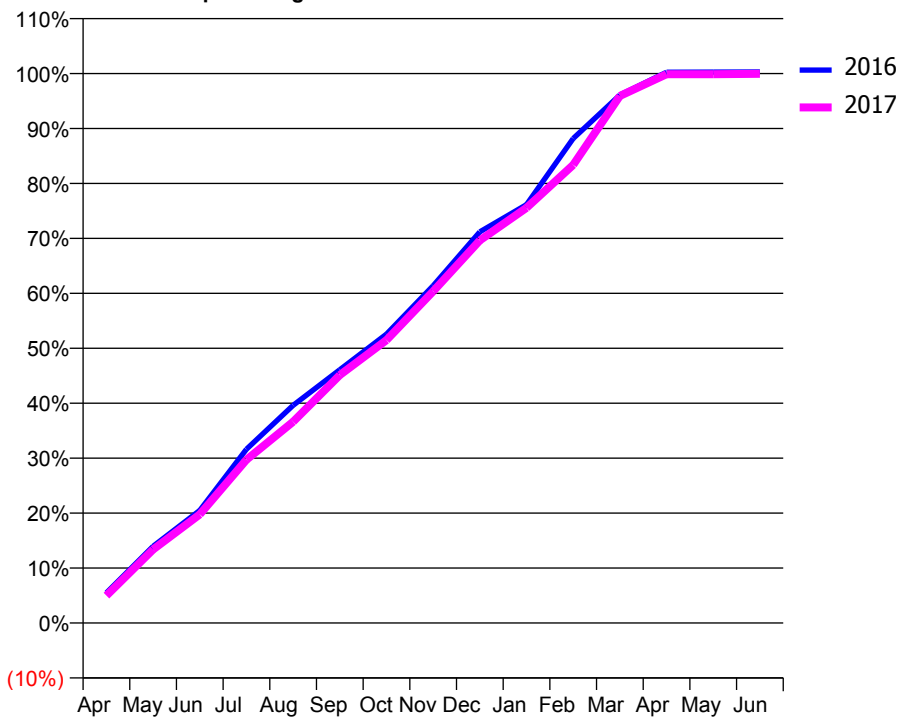
### ACCESS\*

Patients seen in 24 months	Total	Change since previous quarter
Quarter ending March 2016	3,884	
Quarter ending June 2016	3,861	→
Quarter ending September 2016	3,767	↓
Quarter ending December 2016	3,702	↓
Quarter ending March 2017	3,807	↑
<b>Variance since March 2016</b>	<b>(2.0%)</b>	<b>↓</b>



### ACTIVITY

Cumulative percentage of contracted UDA delivered 2016 & 2017



Adjusted Scheduled Activity (UDA)

Month	2016	2017
April	573	521
May	1,460	1,399
June	2,141	2,066
July	3,304	3,105
August	4,138	3,828
September	4,817	4,714
October	5,492	5,379
November	6,413	6,308
December	7,439	7,276
January	7,957	7,894
February	9,212	8,710
March	10,041	10,023
April	10,473	10,435
May	10,475	10,436
June	10,479	10,444

### QUALITY

	Quantity	Base Number	Contract	AT	Region	England
% of FP17s for the same patient ID Re-attending within 3 months - Children	269	3,492	7.7%	11.2%	12.0%	12.3%
% of FP17s for the same patient ID Re-attending within 3 months - Adults	356	1,908	18.7%	15.2%	16.0%	16.7%
% of FP17s for the same patient ID Re-attending between 3 & 9 months - Children	2,137	3,492	61.2%	58.8%	58.8%	57.6%
% of FP17s for the same patient ID Re-attending between 3 & 9 months - Adults	1,040	1,908	54.5%	49.2%	51.2%	50.1%
% of FP17s for Band 1 Urgent Courses	484	5,395	9.0%	9.5%	8.0%	9.1%
% of FP17s Relating to Free Repair or Replacements	0	5,395	0.0%	0.8%	0.8%	0.8%
% of FP17s Relating to Continuations	0	5,395	0.0%	1.3%	1.2%	1.2%
% of Patients satisfied with the dentistry they have received	4	4	N/A	91.9%	92.7%	92.8%
% of Patients satisfied with the time they had to wait for an appointment	3	4	N/A	86.5%	89.1%	88.7%

\* This is based on patients treated on this contract for their most recent course of treatment. Figures in italics indicate the base number of FP17s or Patient Questionnaire responses are less than 100. N/A is shown where the base number of responses is less than 10 during the period. % is calculated as Quantity/Base number\*100

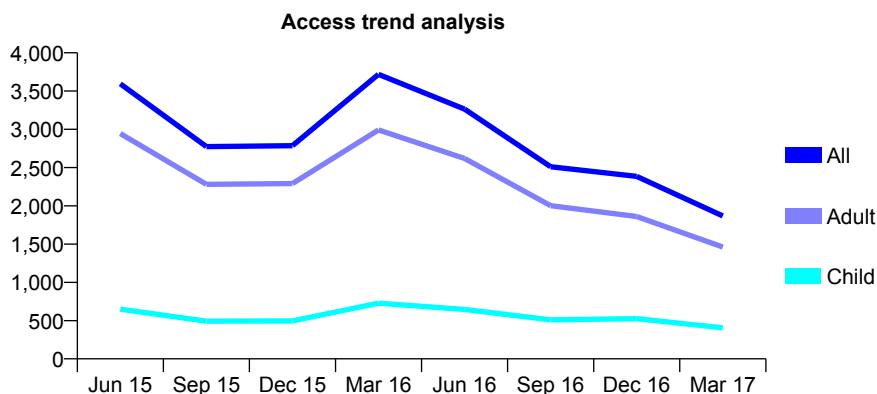
## Q56 - Vital Signs At a Glance Contract Report for 176702/0001 - Year end March 2017

Name or company name	Jeffrey Sherer and Larry Levin
Contract type name	GDS Contract
Purpose of contract	General and Orthodontic
Contract start date	01/04/2012
Contract end date	

16/17 Contracted general activity (UDA)	12,500
Carry forward general activity (UDA)	84
16/17 Contracted orthodontic activity (UOA)	719
Carry forward orthodontic activity (UOA)	-14
Baseline contract value	£312,276.95

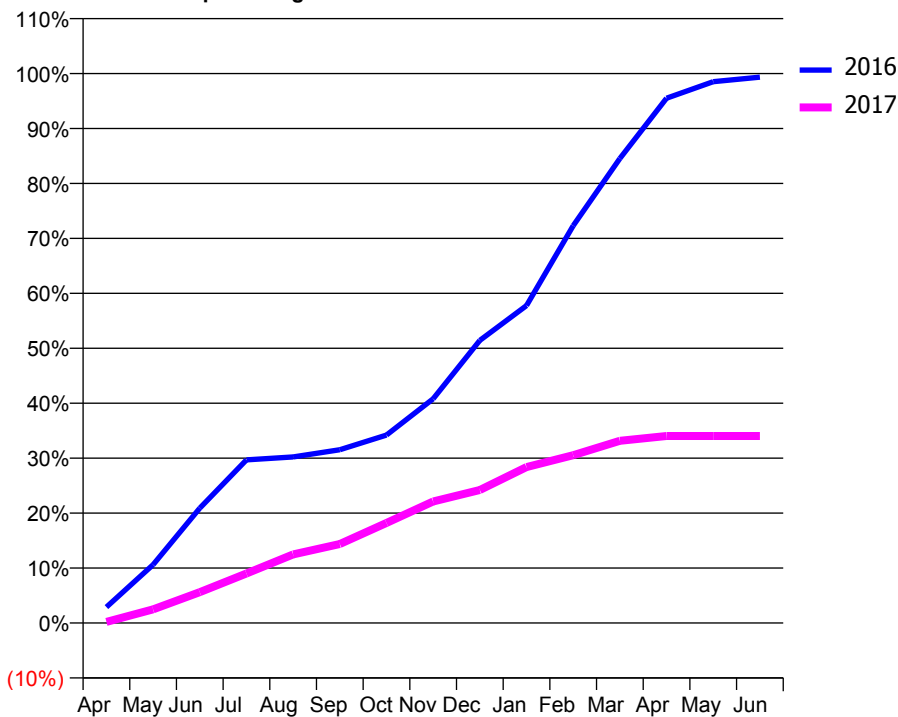
### ACCESS\*

Patients seen in 24 months	Total	Change since previous quarter
Quarter ending March 2016	3,718	
Quarter ending June 2016	3,264	↓
Quarter ending September 2016	2,511	↓
Quarter ending December 2016	2,386	↓
Quarter ending March 2017	1,867	↓
<b>Variance since March 2016</b>	<b>(49.8%)</b>	<b>↓</b>



### ACTIVITY

Cumulative percentage of contracted UDA delivered 2016 & 2017



Adjusted Scheduled Activity (UDA)

Month	2016	2017
April	364	26
May	1,327	312
June	2,613	701
July	3,711	1,128
August	3,778	1,559
September	3,943	1,797
October	4,276	2,276
November	5,102	2,764
December	6,430	3,025
January	7,221	3,547
February	9,039	3,818
March	10,567	4,144
April	11,937	4,254
May	12,313	4,254
June	12,416	4,254

### QUALITY

	Quantity	Base Number	Contract	AT	Region	England
% of FP17s for the same patient ID Re-attending within 3 months - Children	33	676	4.9%	11.2%	12.0%	12.3%
% of FP17s for the same patient ID Re-attending within 3 months - Adults	191	2,059	9.3%	15.2%	16.0%	16.7%
% of FP17s for the same patient ID Re-attending between 3 & 9 months - Children	142	676	21.0%	58.8%	58.8%	57.6%
% of FP17s for the same patient ID Re-attending between 3 & 9 months - Adults	421	2,059	20.4%	49.2%	51.2%	50.1%
% of FP17s for Band 1 Urgent Courses	335	1,906	17.6%	9.5%	8.0%	9.1%
% of FP17s Relating to Free Repair or Replacements	4	1,906	0.2%	0.8%	0.8%	0.8%
% of FP17s Relating to Continuations	17	1,906	0.9%	1.3%	1.2%	1.2%
% of Patients satisfied with the dentistry they have received	9	9	N/A	91.9%	92.7%	92.8%
% of Patients satisfied with the time they had to wait for an appointment	8	9	N/A	86.5%	89.1%	88.7%

\* This is based on patients treated on this contract for their most recent course of treatment. Figures in italics indicate the base number of FP17s or Patient Questionnaire responses are less than 100. N/A is shown where the base number of responses is less than 10 during the period. % is calculated as Quantity/Base number\*100



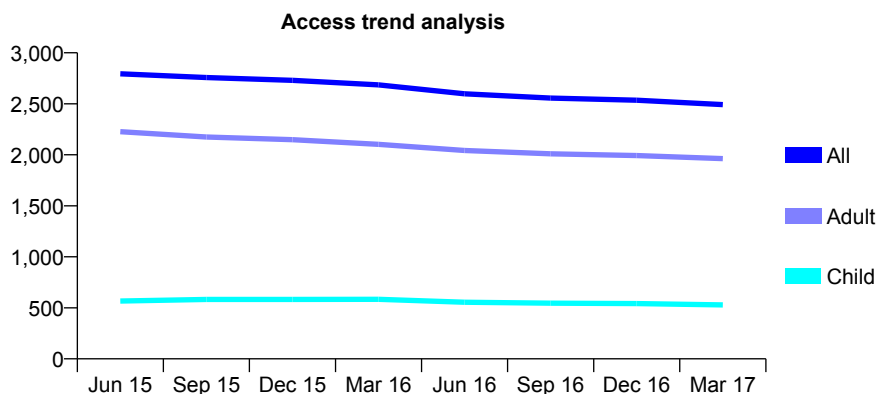
## Q56 - Vital Signs At a Glance Contract Report for 176796/0001 - Year end March 2017

Name or company name	Treetops Dental Practice Limited
Contract type name	GDS Contract
Purpose of contract	General
Contract start date	01/08/2011
Contract end date	

16/17 Contracted general activity (UDA)	6,642
Carry forward general activity (UDA)	-29
16/17 Contracted orthodontic activity (UOA)	0
Carry forward orthodontic activity (UOA)	0
Baseline contract value	£243,140.94

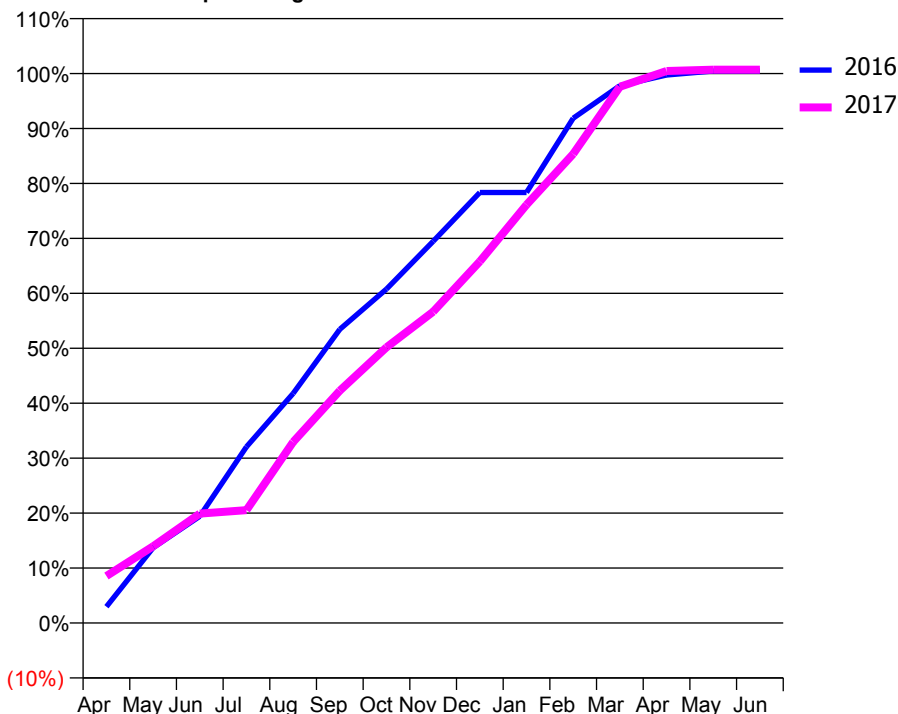
### ACCESS\*

Patients seen in 24 months	Total	Change since previous quarter
Quarter ending March 2016	2,686	
Quarter ending June 2016	2,598	↓
Quarter ending September 2016	2,556	↓
Quarter ending December 2016	2,535	→
Quarter ending March 2017	2,492	↓
<b>Variance since March 2016</b>	<b>(7.2%)</b>	<b>↓</b>



### ACTIVITY

Cumulative percentage of contracted UDA delivered 2016 & 2017



Adjusted Scheduled Activity (UDA)

Month	2016	2017
April	198	568
May	910	927
June	1,291	1,323
July	2,130	1,365
August	2,774	2,188
September	3,550	2,809
October	4,037	3,332
November	4,614	3,763
December	5,204	4,370
January	5,204	5,055
February	6,101	5,670
March	6,495	6,482
April	6,623	6,673
May	6,671	6,689
June	6,671	6,689

### QUALITY

	Quantity	Base Number	Contract	AT	Region	England
% of FP17s for the same patient ID Re-attending within 3 months - Children	32	622	5.1%	11.2%	12.0%	12.3%
% of FP17s for the same patient ID Re-attending within 3 months - Adults	247	2,234	11.1%	15.2%	16.0%	16.7%
% of FP17s for the same patient ID Re-attending between 3 & 9 months - Children	136	622	21.9%	58.8%	58.8%	57.6%
% of FP17s for the same patient ID Re-attending between 3 & 9 months - Adults	781	2,234	35.0%	49.2%	51.2%	50.1%
% of FP17s for Band 1 Urgent Courses	369	2,890	12.8%	9.5%	8.0%	9.1%
% of FP17s Relating to Free Repair or Replacements	6	2,890	0.2%	0.8%	0.8%	0.8%
% of FP17s Relating to Continuations	19	2,890	0.7%	1.3%	1.2%	1.2%
% of Patients satisfied with the dentistry they have received	1	1	N/A	91.9%	92.7%	92.8%
% of Patients satisfied with the time they had to wait for an appointment	0	1	N/A	86.5%	89.1%	88.7%

\* This is based on patients treated on this contract for their most recent course of treatment. Figures in italics indicate the base number of FP17s or Patient Questionnaire responses are less than 100. N/A is shown where the base number of responses is less than 10 during the period. % is calculated as Quantity/Base number\*100

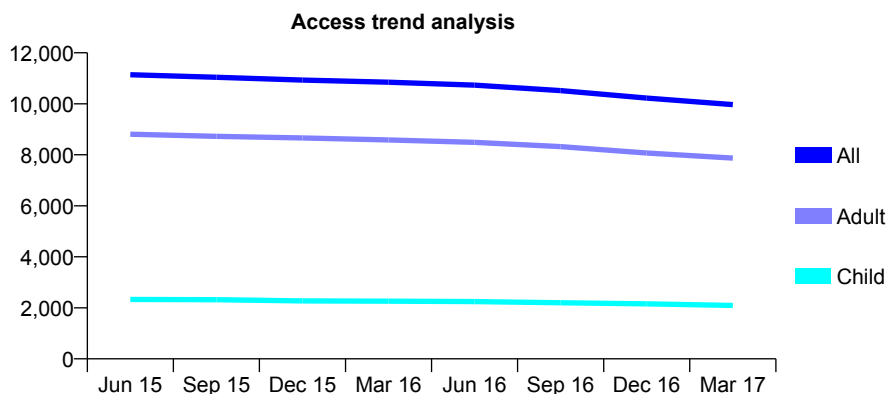
## Q56 - Vital Signs At a Glance Contract Report for 176850/0001 - Year end March 2017

Name or company name	The Wrating Road Partnership
Contract type name	GDS Contract
Purpose of contract	General
Contract start date	01/08/2006
Contract end date	

16/17 Contracted general activity (UDA)	29,000
Carry forward general activity (UDA)	747
16/17 Contracted orthodontic activity (UOA)	0
Carry forward orthodontic activity (UOA)	0
Baseline contract value	£674,289.72

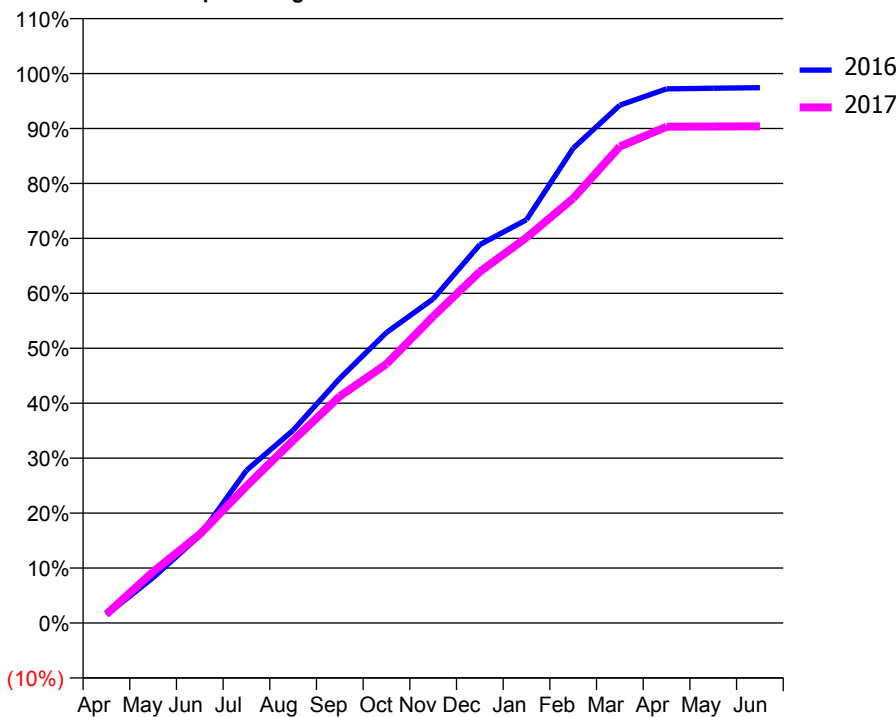
### ACCESS\*

Patients seen in 24 months	Total	Change since previous quarter
Quarter ending March 2016	10,847	
Quarter ending June 2016	10,733	↓
Quarter ending September 2016	10,516	↓
Quarter ending December 2016	10,227	↓
Quarter ending March 2017	9,970	↓
<b>Variance since March 2016</b>	<b>(8.1%)</b>	↓



### ACTIVITY

Cumulative percentage of contracted UDA delivered 2016 & 2017



Adjusted Scheduled Activity (UDA)

Month	2016	2017
April	434	470
May	2,393	2,708
June	4,619	4,680
July	8,054	7,223
August	10,172	9,635
September	12,909	11,964
October	15,332	13,669
November	17,101	16,182
December	19,970	18,538
January	21,286	20,342
February	25,059	22,409
March	27,332	25,146
April	28,186	26,187
May	28,224	26,206
June	28,253	26,209

### QUALITY

	Quantity	Base Number	Contract	AT	Region	England
% of FP17s for the same patient ID Re-attending within 3 months - Children	250	3,433	7.3%	11.2%	12.0%	12.3%
% of FP17s for the same patient ID Re-attending within 3 months - Adults	1,833	12,642	14.5%	15.2%	16.0%	16.7%
% of FP17s for the same patient ID Re-attending between 3 & 9 months - Children	2,222	3,433	64.7%	58.8%	58.8%	57.6%
% of FP17s for the same patient ID Re-attending between 3 & 9 months - Adults	8,112	12,642	64.2%	49.2%	51.2%	50.1%
% of FP17s for Band 1 Urgent Courses	1,294	16,143	8.0%	9.5%	8.0%	9.1%
% of FP17s Relating to Free Repair or Replacements	147	16,143	0.9%	0.8%	0.8%	0.8%
% of FP17s Relating to Continuations	131	16,143	0.8%	1.3%	1.2%	1.2%
% of Patients satisfied with the dentistry they have received	14	15	93.3%	91.9%	92.7%	92.8%
% of Patients satisfied with the time they had to wait for an appointment	10	15	66.7%	86.5%	89.1%	88.7%

\* This is based on patients treated on this contract for their most recent course of treatment. Figures in italics indicate the base number of FP17s or Patient Questionnaire responses are less than 100. N/A is shown where the base number of responses is less than 10 during the period. % is calculated as Quantity/Base number\*100

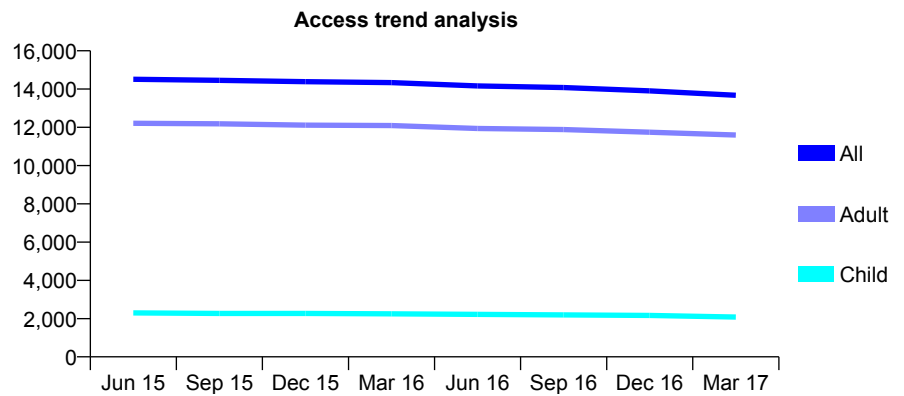
## Q56 - Vital Signs At a Glance Contract Report for 177296/0001 - Year end March 2017

Name or company name	Peacock & Shrestha
Contract type name	GDS Contract
Purpose of contract	General
Contract start date	01/04/2010
Contract end date	

16/17 Contracted general activity (UDA)	40,700
Carry forward general activity (UDA)	3
16/17 Contracted orthodontic activity (UOA)	0
Carry forward orthodontic activity (UOA)	0
Baseline contract value	£877,372.16

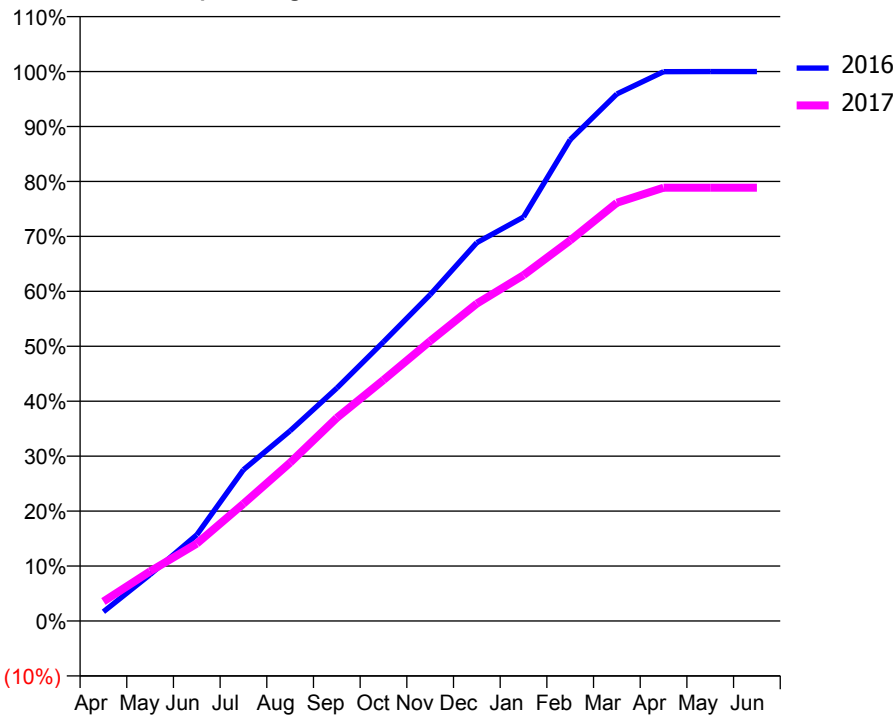
### ACCESS\*

Patients seen in 24 months	Total	Change since previous quarter
Quarter ending March 2016	14,338	
Quarter ending June 2016	14,161	↓
Quarter ending September 2016	14,076	→
Quarter ending December 2016	13,906	↓
Quarter ending March 2017	13,678	↓
<b>Variance since March 2016</b>	<b>(4.6%)</b>	<b>↓</b>



### ACTIVITY

Cumulative percentage of contracted UDA delivered 2016 & 2017



Month	Adjusted Scheduled Activity (UDA)	
	2016	2017
April	621	1,442
May	3,112	3,677
June	5,776	5,732
July	10,129	8,684
August	12,738	11,731
September	15,601	15,046
October	18,700	17,853
November	21,854	20,735
December	25,338	23,509
January	27,058	25,620
February	32,237	28,194
March	35,299	30,978
April	36,790	32,091
May	36,797	32,092
June	36,797	32,094

### QUALITY

	Quantity	Base Number	Contract	AT	Region	England
% of FP17s for the same patient ID Re-attending within 3 months - Children	165	3,531	4.7%	11.2%	12.0%	12.3%
% of FP17s for the same patient ID Re-attending within 3 months - Adults	1,930	16,975	11.4%	15.2%	16.0%	16.7%
% of FP17s for the same patient ID Re-attending between 3 & 9 months - Children	2,670	3,531	75.6%	58.8%	58.8%	57.6%
% of FP17s for the same patient ID Re-attending between 3 & 9 months - Adults	10,706	16,975	63.1%	49.2%	51.2%	50.1%
% of FP17s for Band 1 Urgent Courses	1,715	20,286	8.5%	9.5%	8.0%	9.1%
% of FP17s Relating to Free Repair or Replacements	81	20,286	0.4%	0.8%	0.8%	0.8%
% of FP17s Relating to Continuations	140	20,286	0.7%	1.3%	1.2%	1.2%
% of Patients satisfied with the dentistry they have received	16	19	84.2%	91.9%	92.7%	92.8%
% of Patients satisfied with the time they had to wait for an appointment	19	19	100.0%	86.5%	89.1%	88.7%

\* This is based on patients treated on this contract for their most recent course of treatment. Figures in italics indicate the base number of FP17s or Patient Questionnaire responses are less than 100. N/A is shown where the base number of responses is less than 10 during the period. % is calculated as Quantity/Base number\*100

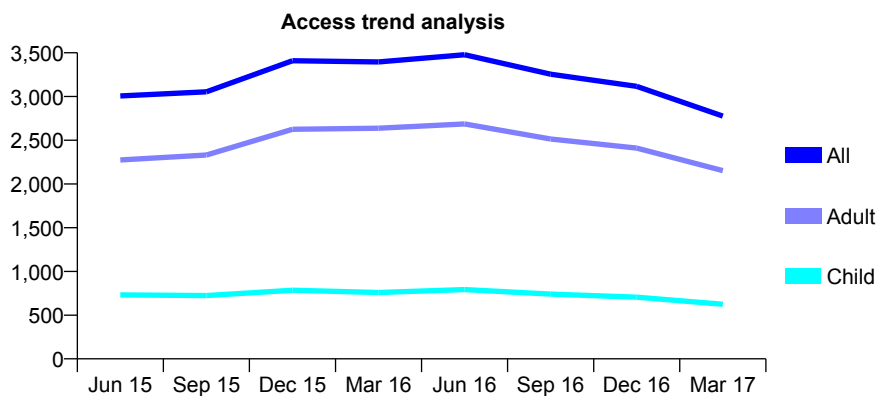
## Q56 - Vital Signs At a Glance Contract Report for 178683/0003 - Year end March 2017

Name or company name	Dr A rai & Dr F Tahir
Contract type name	GDS Contract
Purpose of contract	General
Contract start date	01/07/2013
Contract end date	

16/17 Contracted general activity (UDA)	13,500
Carry forward general activity (UDA)	0
16/17 Contracted orthodontic activity (UOA)	0
Carry forward orthodontic activity (UOA)	0
Baseline contract value	£326,762.13

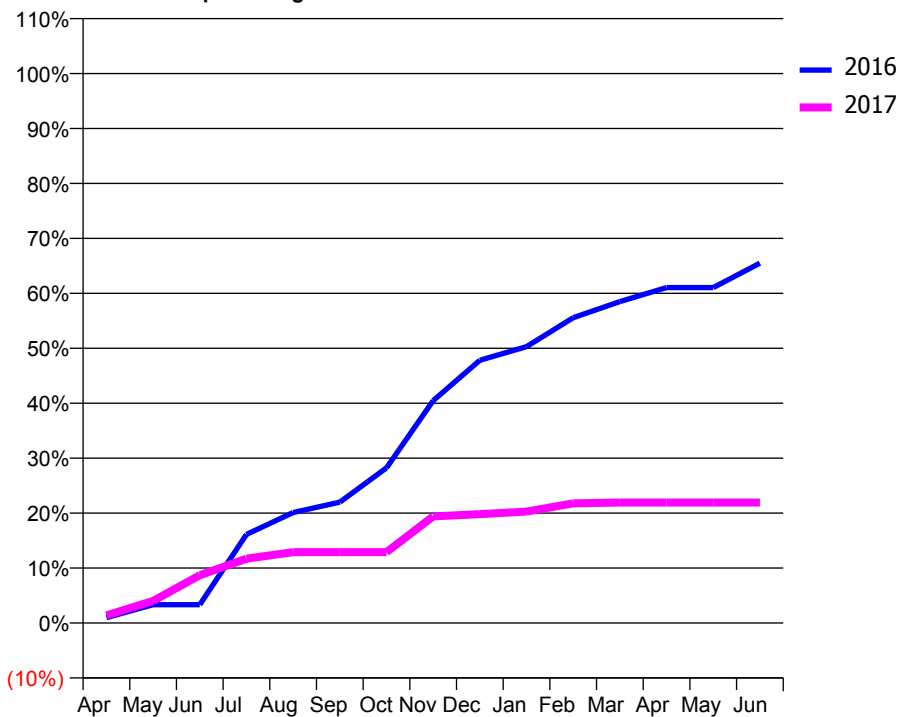
### ACCESS\*

Patients seen in 24 months	Total	Change since previous quarter
Quarter ending March 2016	3,396	
Quarter ending June 2016	3,478	↑
Quarter ending September 2016	3,255	↓
Quarter ending December 2016	3,117	↓
Quarter ending March 2017	2,777	↓
<b>Variance since March 2016</b>	<b>(18.2%)</b>	<b>↓</b>



### ACTIVITY

Cumulative percentage of contracted UDA delivered 2016 & 2017



Month	Adjusted Scheduled Activity (UDA)	
	2016	2017
April	133	189
May	449	543
June	449	1,176
July	2,178	1,580
August	2,713	1,741
September	2,971	1,741
October	3,811	1,741
November	5,464	2,618
December	6,456	2,675
January	6,789	2,736
February	7,500	2,942
March	7,896	2,961
April	8,241	2,961
May	8,241	2,961
June	8,842	2,961

### QUALITY

	Quantity	Base Number	Contract	AT	Region	England
% of FP17s for the same patient ID Re-attending within 3 months - Children	21	405	5.2%	11.2%	12.0%	12.3%
% of FP17s for the same patient ID Re-attending within 3 months - Adults	129	1,305	9.9%	15.2%	16.0%	16.7%
% of FP17s for the same patient ID Re-attending between 3 & 9 months - Children	180	405	44.4%	58.8%	58.8%	57.6%
% of FP17s for the same patient ID Re-attending between 3 & 9 months - Adults	545	1,305	41.8%	49.2%	51.2%	50.1%
% of FP17s for Band 1 Urgent Courses	78	1,157	6.7%	9.5%	8.0%	9.1%
% of FP17s Relating to Free Repair or Replacements	13	1,157	1.1%	0.8%	0.8%	0.8%
% of FP17s Relating to Continuations	9	1,157	0.8%	1.3%	1.2%	1.2%
% of Patients satisfied with the dentistry they have received	2	2	N/A	91.9%	92.7%	92.8%
% of Patients satisfied with the time they had to wait for an appointment	2	2	N/A	86.5%	89.1%	88.7%

\* This is based on patients treated on this contract for their most recent course of treatment. Figures in italics indicate the base number of FP17s or Patient Questionnaire responses are less than 100. N/A is shown where the base number of responses is less than 10 during the period. % is calculated as Quantity/Base number\*100

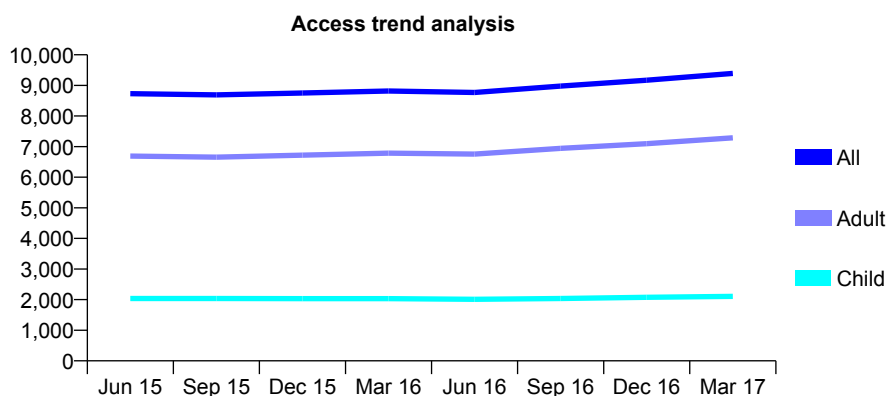
## Q56 - Vital Signs At a Glance Contract Report for 179922/0001 - Year end March 2017

Name or company name	Simply Smile Manor House
Contract type name	GDS Contract
Purpose of contract	General
Contract start date	01/04/2013
Contract end date	

16/17 Contracted general activity (UDA)	24,054
Carry forward general activity (UDA)	776
16/17 Contracted orthodontic activity (UOA)	0
Carry forward orthodontic activity (UOA)	0
Baseline contract value	£538,848.99

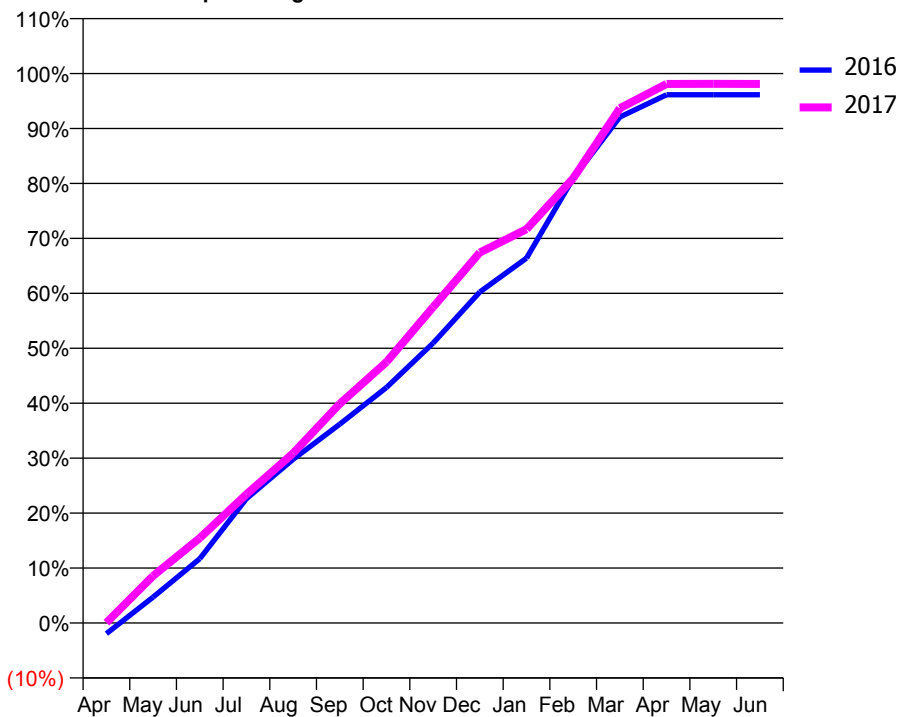
### ACCESS\*

Patients seen in 24 months	Total	Change since previous quarter
Quarter ending March 2016	8,818	
Quarter ending June 2016	8,768	→
Quarter ending September 2016	8,978	↑
Quarter ending December 2016	9,172	↑
Quarter ending March 2017	9,393	↑
<b>Variance since March 2016</b>	<b>6.5%</b>	<b>↑</b>



### ACTIVITY

Cumulative percentage of contracted UDA delivered 2016 & 2017



Month	Adjusted Scheduled Activity (UDA)	
	2016	2017
April	-447	15
May	1,081	2,064
June	2,681	3,721
July	5,187	5,634
August	6,825	7,433
September	8,294	9,598
October	9,821	11,427
November	11,674	13,832
December	13,805	16,220
January	15,215	17,240
February	18,542	19,464
March	21,099	22,535
April	22,028	23,596
May	22,028	23,600
June	22,028	23,597

### QUALITY

	Quantity	Base Number	Contract	AT	Region	England
% of FP17s for the same patient ID Re-attending within 3 months - Children	218	3,201	6.8%	11.2%	12.0%	12.3%
% of FP17s for the same patient ID Re-attending within 3 months - Adults	1,373	9,882	13.9%	15.2%	16.0%	16.7%
% of FP17s for the same patient ID Re-attending between 3 & 9 months - Children	2,072	3,201	64.7%	58.8%	58.8%	57.6%
% of FP17s for the same patient ID Re-attending between 3 & 9 months - Adults	4,710	9,882	47.7%	49.2%	51.2%	50.1%
% of FP17s for Band 1 Urgent Courses	1,113	13,171	8.5%	9.5%	8.0%	9.1%
% of FP17s Relating to Free Repair or Replacements	130	13,171	1.0%	0.8%	0.8%	0.8%
% of FP17s Relating to Continuations	252	13,171	1.9%	1.3%	1.2%	1.2%
% of Patients satisfied with the dentistry they have received	12	12	100.0%	91.9%	92.7%	92.8%
% of Patients satisfied with the time they had to wait for an appointment	11	12	91.7%	86.5%	89.1%	88.7%

\* This is based on patients treated on this contract for their most recent course of treatment. Figures in italics indicate the base number of FP17s or Patient Questionnaire responses are less than 100. N/A is shown where the base number of responses is less than 10 during the period. % is calculated as Quantity/Base number\*100

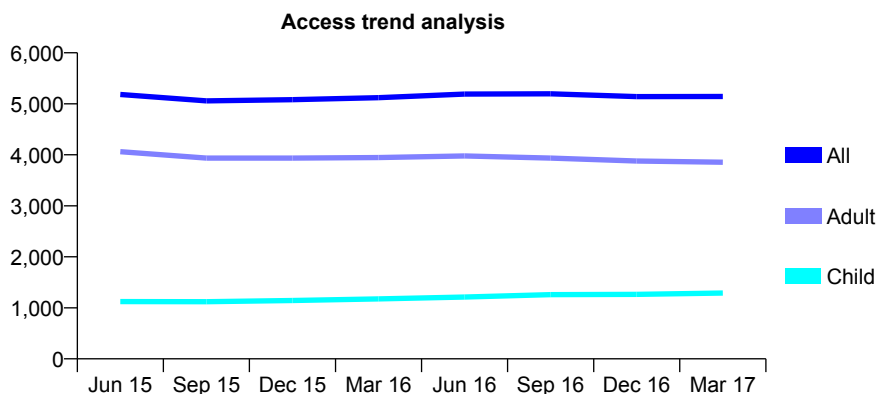
## Q56 - Vital Signs At a Glance Contract Report for 181102/0001 - Year end March 2017

Name or company name	Cambridge Street Dental Practice
Contract type name	GDS Contract
Purpose of contract	General
Contract start date	03/10/2011
Contract end date	

16/17 Contracted general activity (UDA)	16,000
Carry forward general activity (UDA)	-9
16/17 Contracted orthodontic activity (UOA)	0
Carry forward orthodontic activity (UOA)	0
Baseline contract value	£397,936.84

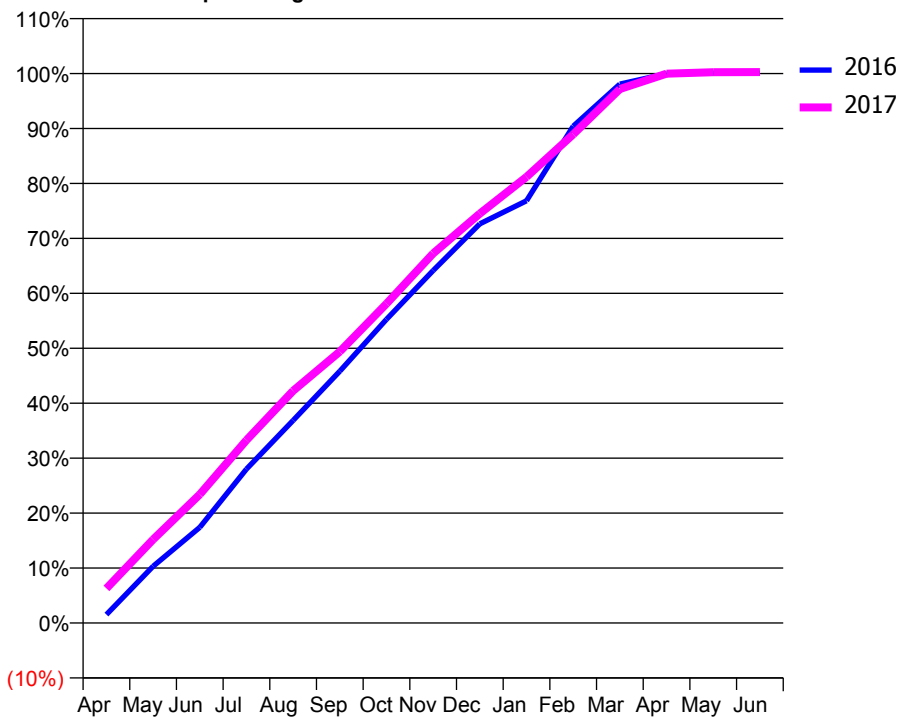
### ACCESS\*

Patients seen in 24 months	Total	Change since previous quarter
Quarter ending March 2016	5,121	
Quarter ending June 2016	5,190	→
Quarter ending September 2016	5,196	→
Quarter ending December 2016	5,141	↓
Quarter ending March 2017	5,144	→
<b>Variance since March 2016</b>	<b>0.4%</b>	<b>→</b>



### ACTIVITY

Cumulative percentage of contracted UDA delivered 2016 & 2017



Adjusted Scheduled Activity (UDA)

Month	2016	2017
April	248	1,009
May	1,651	2,433
June	2,787	3,746
July	4,484	5,326
August	5,898	6,763
September	7,333	7,903
October	8,845	9,297
November	10,264	10,763
December	11,622	11,923
January	12,295	12,990
February	14,463	14,226
March	15,693	15,549
April	15,996	15,996
May	16,009	16,036
June	16,009	16,043

### QUALITY

	Quantity	Base Number	Contract	AT	Region	England
% of FP17s for the same patient ID Re-attending within 3 months - Children	116	1,928	6.0%	11.2%	12.0%	12.3%
% of FP17s for the same patient ID Re-attending within 3 months - Adults	555	5,552	10.0%	15.2%	16.0%	16.7%
% of FP17s for the same patient ID Re-attending between 3 & 9 months - Children	1,227	1,928	63.6%	58.8%	58.8%	57.6%
% of FP17s for the same patient ID Re-attending between 3 & 9 months - Adults	3,418	5,552	61.6%	49.2%	51.2%	50.1%
% of FP17s for Band 1 Urgent Courses	490	7,558	6.5%	9.5%	8.0%	9.1%
% of FP17s Relating to Free Repair or Replacements	20	7,558	0.3%	0.8%	0.8%	0.8%
% of FP17s Relating to Continuations	40	7,558	0.5%	1.3%	1.2%	1.2%
% of Patients satisfied with the dentistry they have received	5	8	N/A	91.9%	92.7%	92.8%
% of Patients satisfied with the time they had to wait for an appointment	6	8	N/A	86.5%	89.1%	88.7%

\* This is based on patients treated on this contract for their most recent course of treatment. Figures in italics indicate the base number of FP17s or Patient Questionnaire responses are less than 100. N/A is shown where the base number of responses is less than 10 during the period. % is calculated as Quantity/Base number\*100

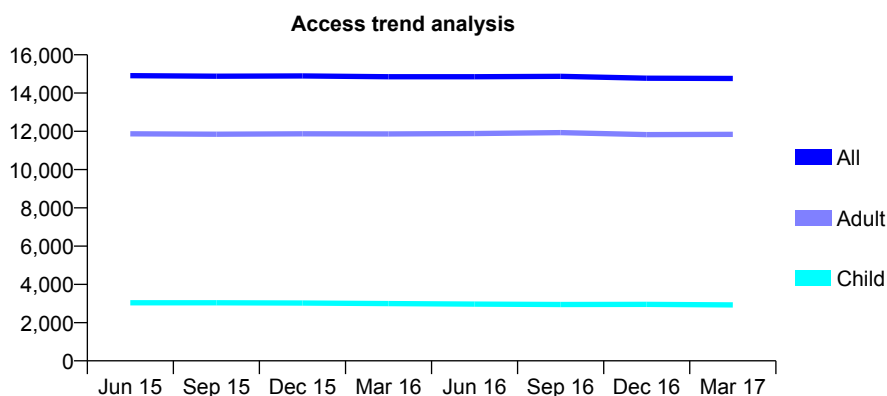
## Q56 - Vital Signs At a Glance Contract Report for 182397/0001 - Year end March 2017

Name or company name	Bank Bulidings Dental Practice
Contract type name	GDS Contract
Purpose of contract	General and Orthodontic
Contract start date	01/04/2011
Contract end date	

16/17 Contracted general activity (UDA)	40,973
Carry forward general activity (UDA)	242
16/17 Contracted orthodontic activity (UOA)	3,067
Carry forward orthodontic activity (UOA)	2
Baseline contract value	£1,126,685.64

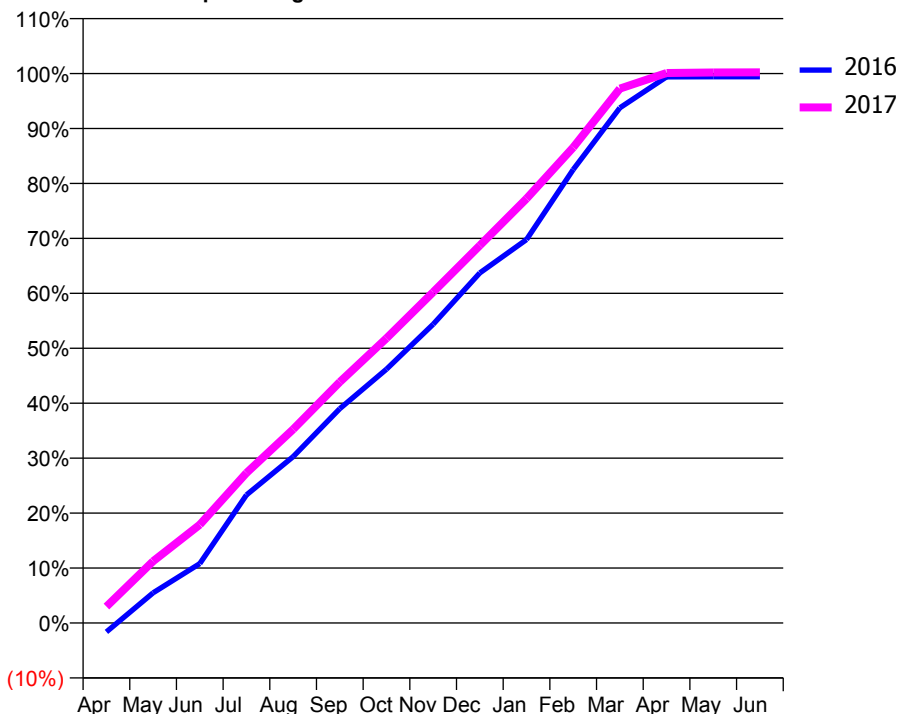
### ACCESS\*

Patients seen in 24 months	Total	Change since previous quarter
Quarter ending March 2016	14,855	
Quarter ending June 2016	14,850	→
Quarter ending September 2016	14,876	→
Quarter ending December 2016	14,774	→
Quarter ending March 2017	14,764	→
<b>Variance since March 2016</b>	<b>(0.6%)</b>	→



### ACTIVITY

Cumulative percentage of contracted UDA delivered 2016 & 2017



### QUALITY

	Quantity	Base Number	Contract	AT	Region	England
% of FP17s for the same patient ID Re-attending within 3 months - Children	589	4,694	12.5%	11.2%	12.0%	12.3%
% of FP17s for the same patient ID Re-attending within 3 months - Adults	2,533	15,428	16.4%	15.2%	16.0%	16.7%
% of FP17s for the same patient ID Re-attending between 3 & 9 months - Children	2,407	4,694	51.3%	58.8%	58.8%	57.6%
% of FP17s for the same patient ID Re-attending between 3 & 9 months - Adults	6,006	15,428	38.9%	49.2%	51.2%	50.1%
% of FP17s for Band 1 Urgent Courses	1,545	18,874	8.2%	9.5%	8.0%	9.1%
% of FP17s Relating to Free Repair or Replacements	115	18,874	0.6%	0.8%	0.8%	0.8%
% of FP17s Relating to Continuations	277	18,874	1.5%	1.3%	1.2%	1.2%
% of Patients satisfied with the dentistry they have received	16	19	84.2%	91.9%	92.7%	92.8%
% of Patients satisfied with the time they had to wait for an appointment	17	19	89.5%	86.5%	89.1%	88.7%

\* This is based on patients treated on this contract for their most recent course of treatment. Figures in italics indicate the base number of FP17s or Patient Questionnaire responses are less than 100. N/A is shown where the base number of responses is less than 10 during the period. % is calculated as Quantity/Base number\*100



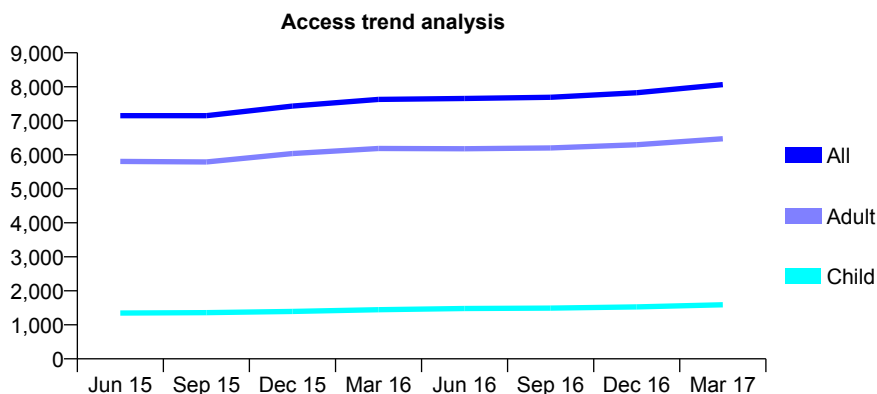
## Q56 - Vital Signs At a Glance Contract Report for 183113/0001 - Year end March 2017

Name or company name	Chokshi Ltd
Contract type name	GDS Contract
Purpose of contract	General
Contract start date	18/06/2012
Contract end date	

16/17 Contracted general activity (UDA)	21,607
Carry forward general activity (UDA)	-47
16/17 Contracted orthodontic activity (UOA)	0
Carry forward orthodontic activity (UOA)	0
Baseline contract value	£574,176.85

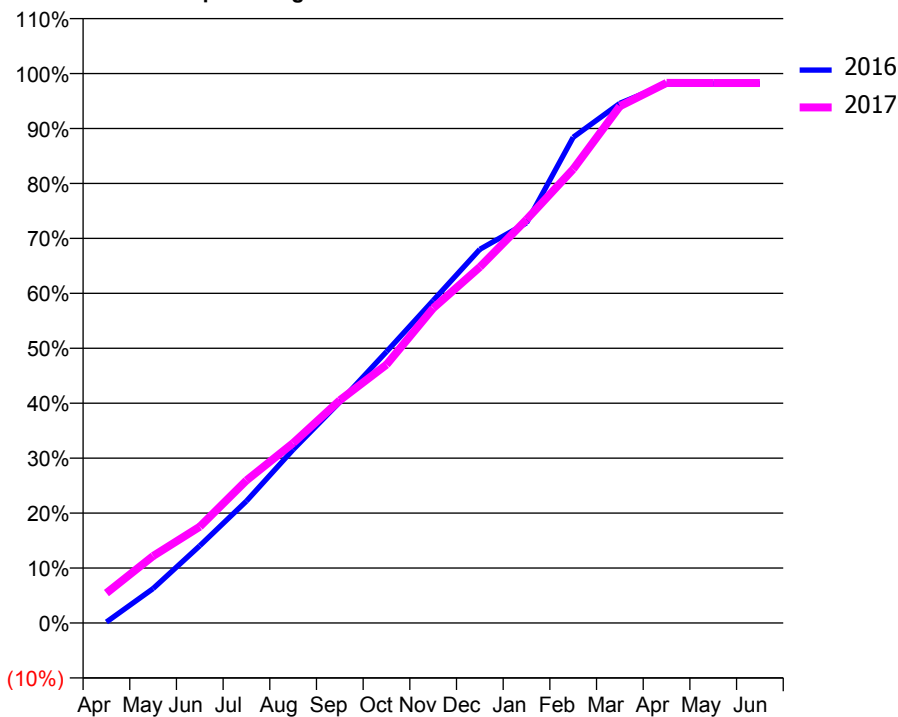
### ACCESS\*

Patients seen in 24 months	Total	Change since previous quarter
Quarter ending March 2016	7,631	
Quarter ending June 2016	7,657	→
Quarter ending September 2016	7,694	→
Quarter ending December 2016	7,825	→
Quarter ending March 2017	8,064	↑
<b>Variance since March 2016</b>	<b>5.7%</b>	<b>↑</b>



### ACTIVITY

Cumulative percentage of contracted UDA delivered 2016 & 2017



Adjusted Scheduled Activity (UDA)

Month	2016	2017
April	40	1,178
May	1,356	2,632
June	3,039	3,788
July	4,795	5,607
August	6,821	7,076
September	8,692	8,757
October	10,670	10,159
November	12,679	12,377
December	14,693	13,996
January	15,735	15,865
February	19,098	17,846
March	20,435	20,322
April	21,199	21,238
May	21,203	21,232
June	21,203	21,231

### QUALITY

	Quantity	Base Number	Contract	AT	Region	England
% of FP17s for the same patient ID Re-attending within 3 months - Children	182	2,753	6.6%	11.2%	12.0%	12.3%
% of FP17s for the same patient ID Re-attending within 3 months - Adults	1,504	9,683	15.5%	15.2%	16.0%	16.7%
% of FP17s for the same patient ID Re-attending between 3 & 9 months - Children	1,820	2,753	66.1%	58.8%	58.8%	57.6%
% of FP17s for the same patient ID Re-attending between 3 & 9 months - Adults	5,010	9,683	51.7%	49.2%	51.2%	50.1%
% of FP17s for Band 1 Urgent Courses	795	11,079	7.2%	9.5%	8.0%	9.1%
% of FP17s Relating to Free Repair or Replacements	70	11,079	0.6%	0.8%	0.8%	0.8%
% of FP17s Relating to Continuations	84	11,079	0.8%	1.3%	1.2%	1.2%
% of Patients satisfied with the dentistry they have received	15	15	100.0%	91.9%	92.7%	92.8%
% of Patients satisfied with the time they had to wait for an appointment	14	15	93.3%	86.5%	89.1%	88.7%

\* This is based on patients treated on this contract for their most recent course of treatment. Figures in italics indicate the base number of FP17s or Patient Questionnaire responses are less than 100. N/A is shown where the base number of responses is less than 10 during the period. % is calculated as Quantity/Base number\*100

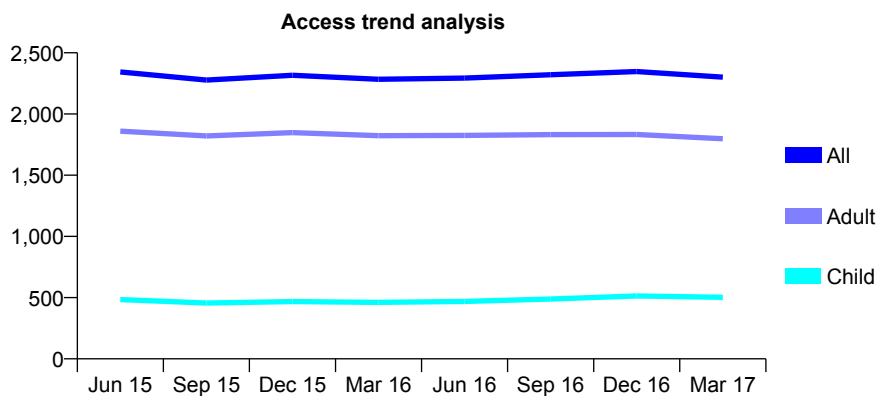
## Q56 - Vital Signs At a Glance Contract Report for 183946/0001 - Year end March 2017

Name or company name	Woodbridge Dental Surgery Limited
Contract type name	GDS Contract
Purpose of contract	General
Contract start date	01/04/2010
Contract end date	

16/17 Contracted general activity (UDA)	6,571
Carry forward general activity (UDA)	-131
16/17 Contracted orthodontic activity (UOA)	0
Carry forward orthodontic activity (UOA)	0
Baseline contract value	£151,517.70

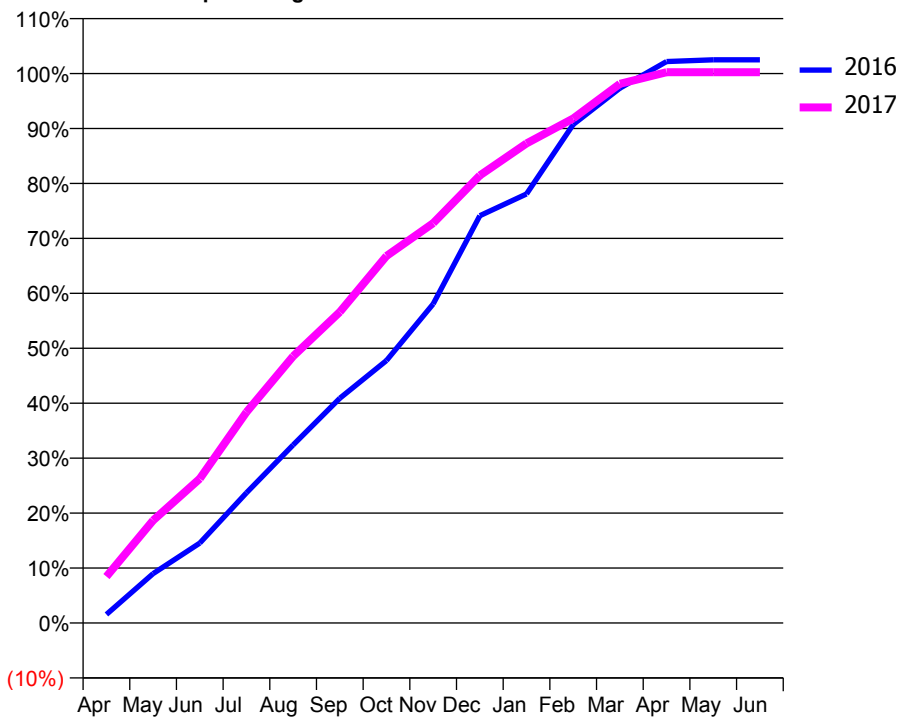
### ACCESS\*

Patients seen in 24 months	Total	Change since previous quarter
Quarter ending March 2016	2,284	
Quarter ending June 2016	2,294	→
Quarter ending September 2016	2,321	→
Quarter ending December 2016	2,347	→
Quarter ending March 2017	2,301	↓
<b>Variance since March 2016</b>	<b>0.7%</b>	<b>→</b>



### ACTIVITY

Cumulative percentage of contracted UDA delivered 2016 & 2017



Month	Adjusted Scheduled Activity (UDA)	
	2016	2017
April	103	556
May	591	1,228
June	956	1,727
July	1,556	2,522
August	2,130	3,189
September	2,687	3,719
October	3,138	4,389
November	3,815	4,781
December	4,870	5,352
January	5,131	5,735
February	5,962	6,033
March	6,395	6,447
April	6,714	6,587
May	6,734	6,587
June	6,734	6,587

### QUALITY

	Quantity	Base Number	Contract	AT	Region	England
% of FP17s for the same patient ID Re-attending within 3 months - Children	39	735	5.3%	11.2%	12.0%	12.3%
% of FP17s for the same patient ID Re-attending within 3 months - Adults	433	2,728	15.9%	15.2%	16.0%	16.7%
% of FP17s for the same patient ID Re-attending between 3 & 9 months - Children	429	735	58.4%	58.8%	58.8%	57.6%
% of FP17s for the same patient ID Re-attending between 3 & 9 months - Adults	1,583	2,728	58.0%	49.2%	51.2%	50.1%
% of FP17s for Band 1 Urgent Courses	453	3,417	13.3%	9.5%	8.0%	9.1%
% of FP17s Relating to Free Repair or Replacements	26	3,417	0.8%	0.8%	0.8%	0.8%
% of FP17s Relating to Continuations	21	3,417	0.6%	1.3%	1.2%	1.2%
% of Patients satisfied with the dentistry they have received	2	2	N/A	91.9%	92.7%	92.8%
% of Patients satisfied with the time they had to wait for an appointment	2	2	N/A	86.5%	89.1%	88.7%

\* This is based on patients treated on this contract for their most recent course of treatment. Figures in italics indicate the base number of FP17s or Patient Questionnaire responses are less than 100. N/A is shown where the base number of responses is less than 10 during the period. % is calculated as Quantity/Base number\*100

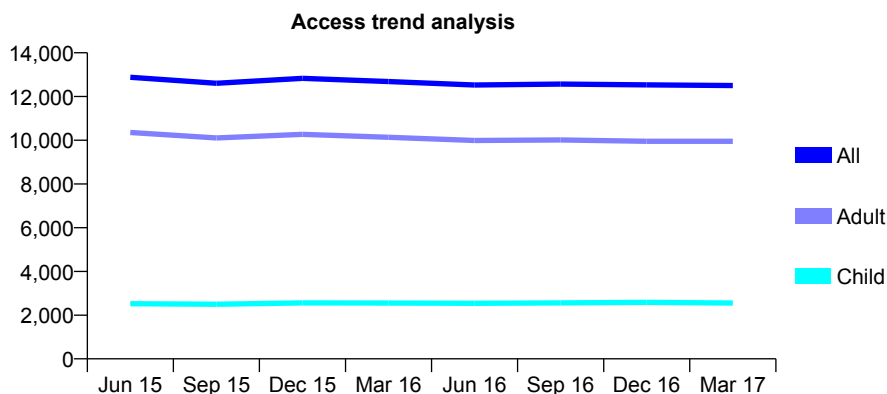
## Q56 - Vital Signs At a Glance Contract Report for 184624/0001 - Year end March 2017

Name or company name	DMJ Norwich Limited
Contract type name	GDS Contract
Purpose of contract	General
Contract start date	01/04/2013
Contract end date	

16/17 Contracted general activity (UDA)	37,546
Carry forward general activity (UDA)	0
16/17 Contracted orthodontic activity (UOA)	0
Carry forward orthodontic activity (UOA)	0
Baseline contract value	£1,048,216.42

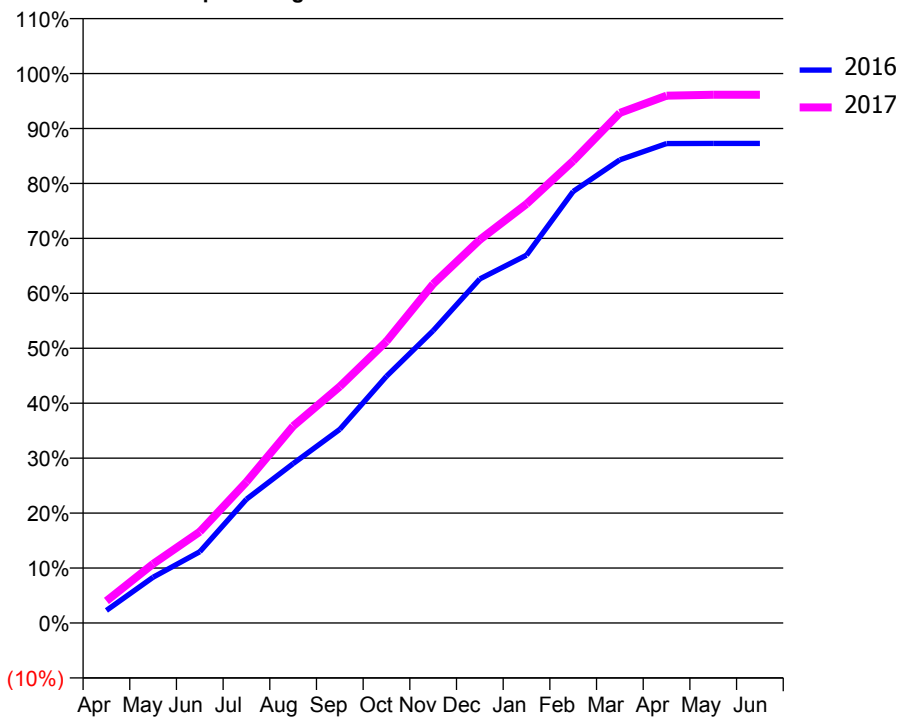
### ACCESS\*

Patients seen in 24 months	Total	Change since previous quarter
Quarter ending March 2016	12,688	
Quarter ending June 2016	12,528	↓
Quarter ending September 2016	12,572	→
Quarter ending December 2016	12,533	→
Quarter ending March 2017	12,505	→
<b>Variance since March 2016</b>	<b>(1.4%)</b>	<b>↓</b>



### ACTIVITY

Cumulative percentage of contracted UDA delivered 2016 & 2017



Month	Adjusted Scheduled Activity (UDA)	
	2016	2017
April	860	1,507
May	3,133	4,036
June	4,871	6,238
July	8,460	9,649
August	10,894	13,456
September	13,232	16,162
October	16,860	19,247
November	19,978	23,164
December	23,513	26,193
January	25,132	28,634
February	29,490	31,575
March	31,650	34,851
April	32,762	36,032
May	32,770	36,099
June	32,767	36,097

### QUALITY

	Quantity	Base Number	Contract	AT	Region	England
% of FP17s for the same patient ID Re-attending within 3 months - Children	168	3,425	4.9%	11.2%	12.0%	12.3%
% of FP17s for the same patient ID Re-attending within 3 months - Adults	1,581	13,159	12.0%	15.2%	16.0%	16.7%
% of FP17s for the same patient ID Re-attending between 3 & 9 months - Children	1,707	3,425	49.8%	58.8%	58.8%	57.6%
% of FP17s for the same patient ID Re-attending between 3 & 9 months - Adults	6,518	13,159	49.5%	49.2%	51.2%	50.1%
% of FP17s for Band 1 Urgent Courses	894	16,491	5.4%	9.5%	8.0%	9.1%
% of FP17s Relating to Free Repair or Replacements	78	16,491	0.5%	0.8%	0.8%	0.8%
% of FP17s Relating to Continuations	370	16,491	2.2%	1.3%	1.2%	1.2%
% of Patients satisfied with the dentistry they have received	21	23	91.3%	91.9%	92.7%	92.8%
% of Patients satisfied with the time they had to wait for an appointment	12	23	52.2%	86.5%	89.1%	88.7%

\* This is based on patients treated on this contract for their most recent course of treatment. Figures in italics indicate the base number of FP17s or Patient Questionnaire responses are less than 100. N/A is shown where the base number of responses is less than 10 during the period. % is calculated as Quantity/Base number\*100

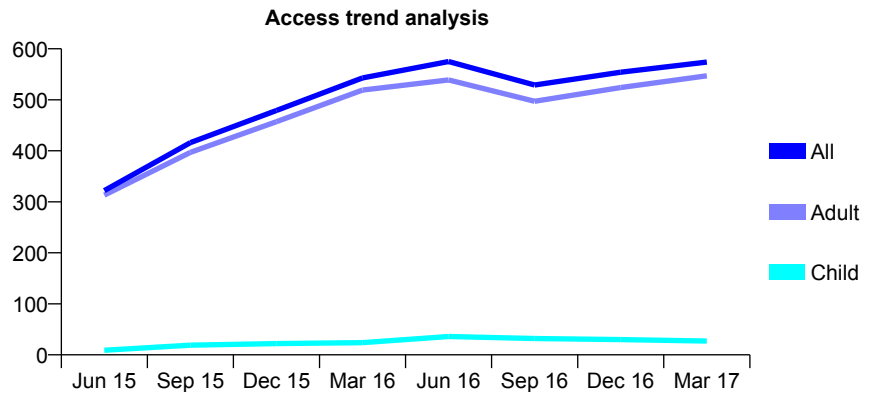
## Q56 - Vital Signs At a Glance Contract Report for 184624/0002 - Year end March 2017

Name or company name	DMJ Norwich Limited
Contract type name	PDS Contract
Purpose of contract	General
Contract start date	01/04/2013
Contract end date	31/03/2018

16/17 Contracted general activity (UDA)	4,527
Carry forward general activity (UDA)	0
16/17 Contracted orthodontic activity (UOA)	0
Carry forward orthodontic activity (UOA)	0
Baseline contract value	£567,038.70

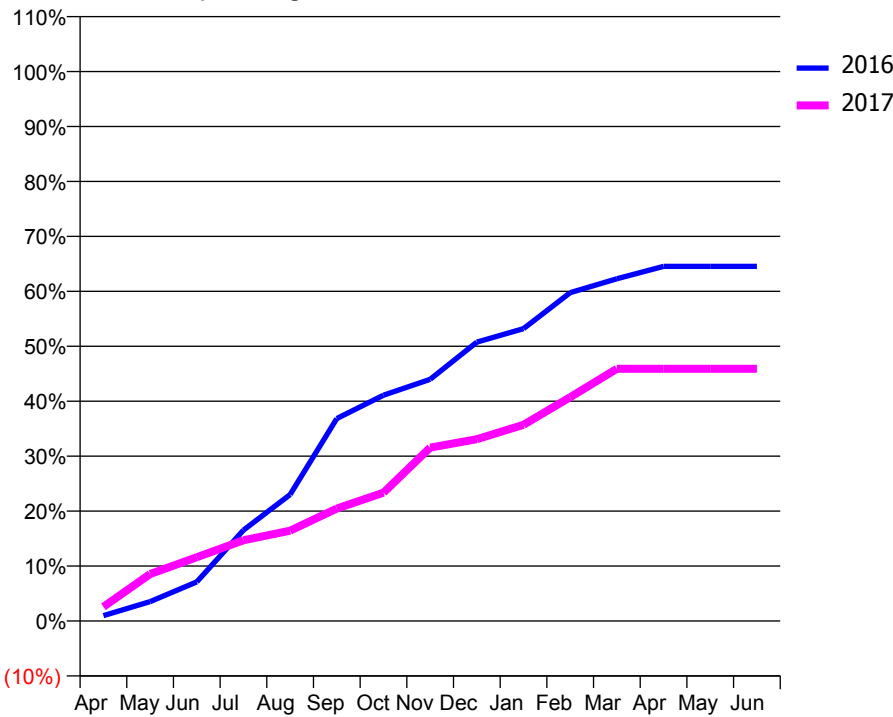
### ACCESS\*

Patients seen in 24 months	Total	Change since previous quarter
Quarter ending March 2016	543	
Quarter ending June 2016	575	↑
Quarter ending September 2016	529	↓
Quarter ending December 2016	554	↑
Quarter ending March 2017	574	↑
<b>Variance since March 2016</b>	<b>5.7%</b>	<b>↑</b>



### ACTIVITY

Cumulative percentage of contracted UDA delivered 2016 & 2017



Month	Adjusted Scheduled Activity (UDA)	
	2016	2017
April	45	117
May	160	387
June	322	526
July	748	665
August	1,042	744
September	1,668	927
October	1,860	1,057
November	1,991	1,429
December	2,297	1,498
January	2,408	1,616
February	2,705	1,844
March	2,819	2,078
April	2,921	2,078
May	2,921	2,078
June	2,921	2,078

### QUALITY

	Quantity	Base Number	Contract	AT	Region	England
% of FP17s for the same patient ID Re-attending within 3 months - Children	0	58	0.0%	11.2%	12.0%	12.3%
% of FP17s for the same patient ID Re-attending within 3 months - Adults	8	676	1.2%	15.2%	16.0%	16.7%
% of FP17s for the same patient ID Re-attending between 3 & 9 months - Children	0	58	0.0%	58.8%	58.8%	57.6%
% of FP17s for the same patient ID Re-attending between 3 & 9 months - Adults	3	676	0.4%	49.2%	51.2%	50.1%
% of FP17s for Band 1 Urgent Courses	0	700	0.0%	9.5%	8.0%	9.1%
% of FP17s Relating to Free Repair or Replacements	0	700	0.0%	0.8%	0.8%	0.8%
% of FP17s Relating to Continuations	4	700	0.6%	1.3%	1.2%	1.2%
% of Patients satisfied with the dentistry they have received	0	0	N/A	91.9%	92.7%	92.8%
% of Patients satisfied with the time they had to wait for an appointment	0	0	N/A	86.5%	89.1%	88.7%

\* This is based on patients treated on this contract for their most recent course of treatment. Figures in italics indicate the base number of FP17s or Patient Questionnaire responses are less than 100. N/A is shown where the base number of responses is less than 10 during the period. % is calculated as Quantity/Base number\*100

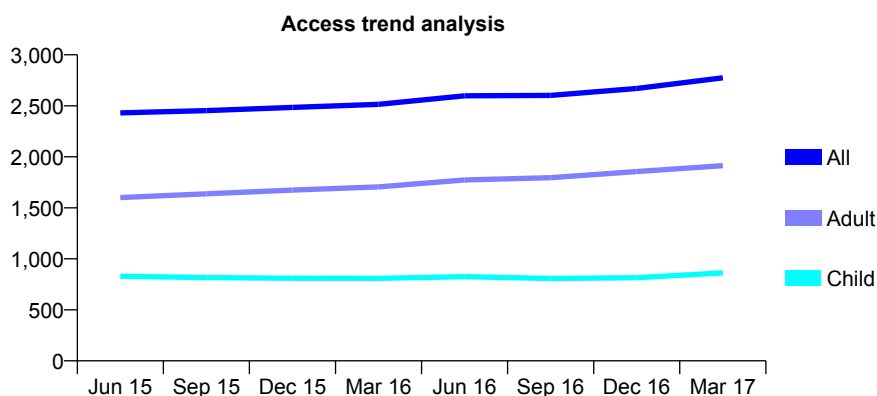
## Q56 - Vital Signs At a Glance Contract Report for 185272/0001 - Year end March 2017

Name or company name	Bridge House Dental Practice
Contract type name	GDS Contract
Purpose of contract	General
Contract start date	01/11/2012
Contract end date	

16/17 Contracted general activity (UDA)	5,905
Carry forward general activity (UDA)	-118
16/17 Contracted orthodontic activity (UOA)	0
Carry forward orthodontic activity (UOA)	0
Baseline contract value	£126,658.49

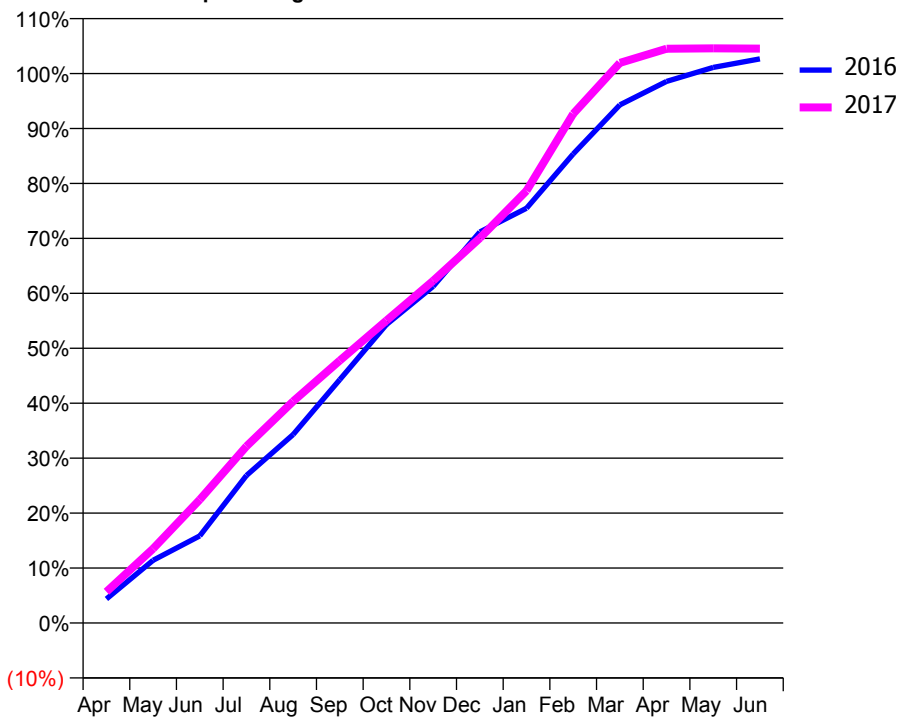
### ACCESS\*

Patients seen in 24 months	Total	Change since previous quarter
Quarter ending March 2016	2,514	
Quarter ending June 2016	2,598	↑
Quarter ending September 2016	2,602	→
Quarter ending December 2016	2,670	↑
Quarter ending March 2017	2,775	↑
<b>Variance since March 2016</b>	<b>10.4%</b>	<b>↑</b>



### ACTIVITY

Cumulative percentage of contracted UDA delivered 2016 & 2017



Month	Adjusted Scheduled Activity (UDA)	
	2016	2017
April	259	336
May	674	798
June	936	1,326
July	1,585	1,900
August	2,026	2,382
September	2,616	2,821
October	3,208	3,251
November	3,617	3,677
December	4,203	4,136
January	4,457	4,645
February	5,041	5,471
March	5,567	6,020
April	5,821	6,172
May	5,970	6,175
June	6,063	6,173

### QUALITY

	Quantity	Base Number	Contract	AT	Region	England
% of FP17s for the same patient ID Re-attending within 3 months - Children	65	1,372	4.7%	11.2%	12.0%	12.3%
% of FP17s for the same patient ID Re-attending within 3 months - Adults	242	2,450	9.9%	15.2%	16.0%	16.7%
% of FP17s for the same patient ID Re-attending between 3 & 9 months - Children	887	1,372	64.7%	58.8%	58.8%	57.6%
% of FP17s for the same patient ID Re-attending between 3 & 9 months - Adults	1,110	2,450	45.3%	49.2%	51.2%	50.1%
% of FP17s for Band 1 Urgent Courses	279	3,640	7.7%	9.5%	8.0%	9.1%
% of FP17s Relating to Free Repair or Replacements	29	3,640	0.8%	0.8%	0.8%	0.8%
% of FP17s Relating to Continuations	10	3,640	0.3%	1.3%	1.2%	1.2%
% of Patients satisfied with the dentistry they have received	3	4	N/A	91.9%	92.7%	92.8%
% of Patients satisfied with the time they had to wait for an appointment	2	4	N/A	86.5%	89.1%	88.7%

\* This is based on patients treated on this contract for their most recent course of treatment. Figures in italics indicate the base number of FP17s or Patient Questionnaire responses are less than 100. N/A is shown where the base number of responses is less than 10 during the period. % is calculated as Quantity/Base number\*100

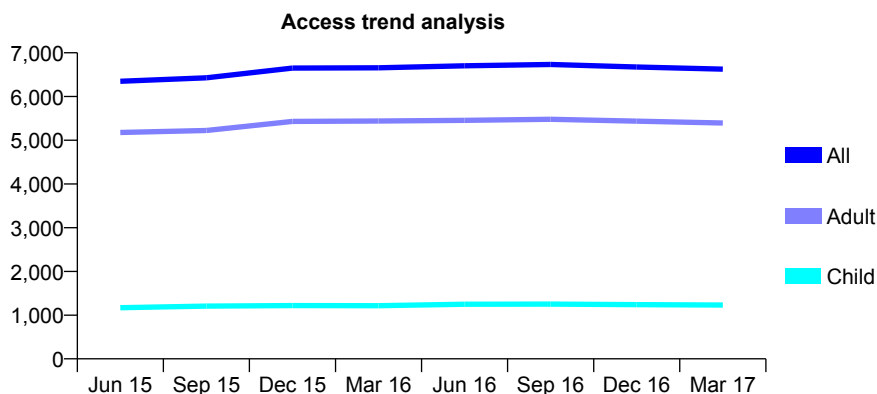
## Q56 - Vital Signs At a Glance Contract Report for 185361/0001 - Year end March 2017

Name or company name	Diss Dental Health Centre Limited
Contract type name	GDS Contract
Purpose of contract	General
Contract start date	01/04/2010
Contract end date	

16/17 Contracted general activity (UDA)	17,060
Carry forward general activity (UDA)	-278
16/17 Contracted orthodontic activity (UOA)	0
Carry forward orthodontic activity (UOA)	0
Baseline contract value	£440,653.29

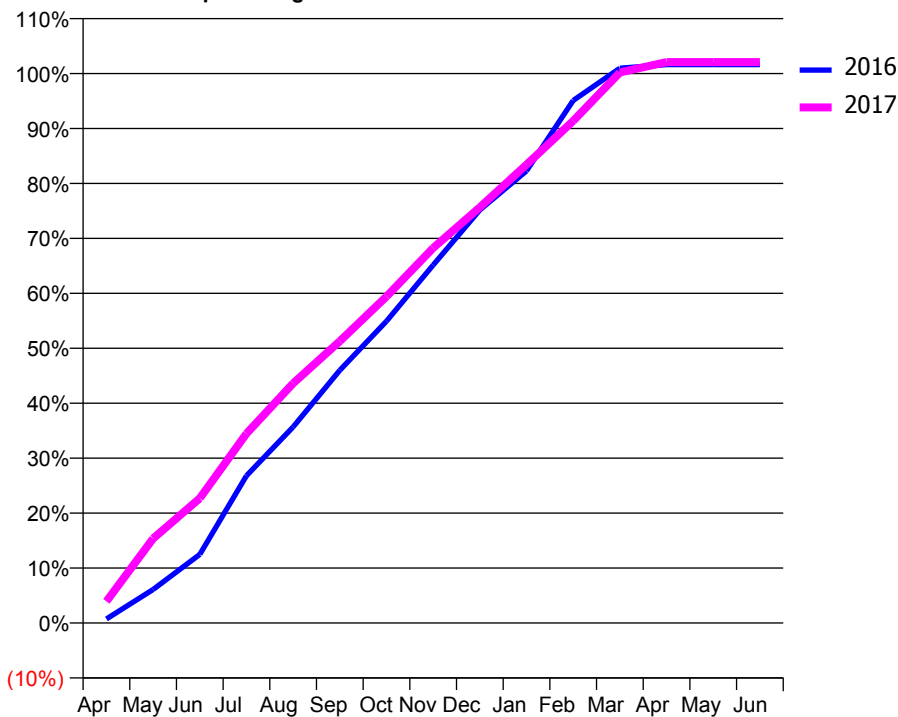
### ACCESS\*

Patients seen in 24 months	Total	Change since previous quarter
Quarter ending March 2016	6,656	
Quarter ending June 2016	6,704	→
Quarter ending September 2016	6,733	→
Quarter ending December 2016	6,676	→
Quarter ending March 2017	6,627	→
<b>Variance since March 2016</b>	<b>(0.4%)</b>	→



### ACTIVITY

Cumulative percentage of contracted UDA delivered 2016 & 2017



Month	Adjusted Scheduled Activity (UDA)	
	2016	2017
April	125	673
May	1,039	2,622
June	2,129	3,873
July	4,571	5,882
August	6,089	7,442
September	7,849	8,751
October	9,372	10,139
November	11,112	11,646
December	12,822	12,907
January	14,034	14,232
February	16,222	15,588
March	17,226	17,092
April	17,338	17,413
May	17,338	17,413
June	17,338	17,413

### QUALITY

	Quantity	Base Number	Contract	AT	Region	England
% of FP17s for the same patient ID Re-attending within 3 months - Children	77	1,558	4.9%	11.2%	12.0%	12.3%
% of FP17s for the same patient ID Re-attending within 3 months - Adults	631	5,993	10.5%	15.2%	16.0%	16.7%
% of FP17s for the same patient ID Re-attending between 3 & 9 months - Children	628	1,558	40.3%	58.8%	58.8%	57.6%
% of FP17s for the same patient ID Re-attending between 3 & 9 months - Adults	2,494	5,993	41.6%	49.2%	51.2%	50.1%
% of FP17s for Band 1 Urgent Courses	510	7,614	6.7%	9.5%	8.0%	9.1%
% of FP17s Relating to Free Repair or Replacements	45	7,614	0.6%	0.8%	0.8%	0.8%
% of FP17s Relating to Continuations	44	7,614	0.6%	1.3%	1.2%	1.2%
% of Patients satisfied with the dentistry they have received	8	9	N/A	91.9%	92.7%	92.8%
% of Patients satisfied with the time they had to wait for an appointment	8	9	N/A	86.5%	89.1%	88.7%

\* This is based on patients treated on this contract for their most recent course of treatment. Figures in italics indicate the base number of FP17s or Patient Questionnaire responses are less than 100. N/A is shown where the base number of responses is less than 10 during the period. % is calculated as Quantity/Base number\*100

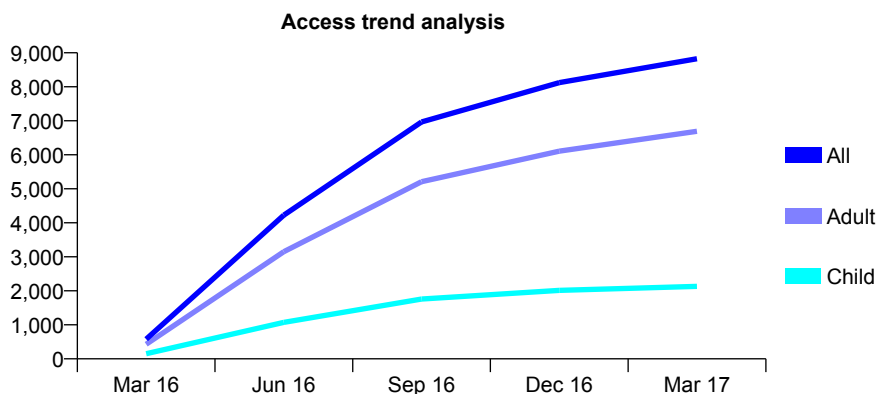
## Q56 - Vital Signs At a Glance Contract Report for 185434/0001 - Year end March 2017

Name or company name	Priory Park Dental Practice
Contract type name	GDS Contract
Purpose of contract	General
Contract start date	01/01/2016
Contract end date	

16/17 Contracted general activity (UDA)	28,201
Carry forward general activity (UDA)	-562
16/17 Contracted orthodontic activity (UOA)	0
Carry forward orthodontic activity (UOA)	0
Baseline contract value	£954,083.04

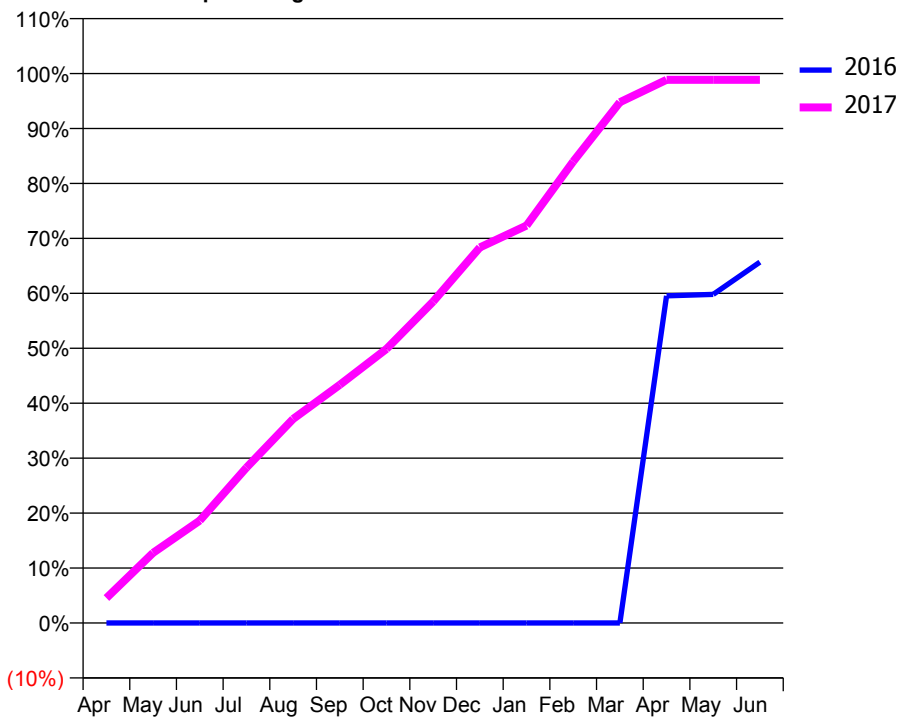
### ACCESS\*

Patients seen in 24 months	Total	Change since previous quarter
Quarter ending March 2016	580	
Quarter ending June 2016	4,225	↑
Quarter ending September 2016	6,968	↑
Quarter ending December 2016	8,123	↑
Quarter ending March 2017	8,826	↑
<b>Variance since March 2016</b>	<b>1421.7%</b>	<b>↑</b>



### ACTIVITY

**Cumulative percentage of contracted UDA delivered 2016 & 2017**



**Adjusted Scheduled Activity (UDA)**

Month	2016	2017
April	0	1,282
May	0	3,601
June	0	5,258
July	0	7,975
August	0	10,474
September	0	12,223
October	0	14,066
November	0	16,495
December	0	19,275
January	0	20,399
February	0	23,681
March	0	26,725
April	1,399	27,877
May	1,405	27,879
June	1,543	27,880

### QUALITY

	Quantity	Base Number	Contract	AT	Region	England
% of FP17s for the same patient ID Re-attending within 3 months - Children	253	3,943	6.4%	11.2%	12.0%	12.3%
% of FP17s for the same patient ID Re-attending within 3 months - Adults	1,574	12,450	12.6%	15.2%	16.0%	16.7%
% of FP17s for the same patient ID Re-attending between 3 & 9 months - Children	1,254	3,943	31.8%	58.8%	58.8%	57.6%
% of FP17s for the same patient ID Re-attending between 3 & 9 months - Adults	3,851	12,450	30.9%	49.2%	51.2%	50.1%
% of FP17s for Band 1 Urgent Courses	1,386	15,873	8.7%	9.5%	8.0%	9.1%
% of FP17s Relating to Free Repair or Replacements	69	15,873	0.4%	0.8%	0.8%	0.8%
% of FP17s Relating to Continuations	246	15,873	1.5%	1.3%	1.2%	1.2%
% of Patients satisfied with the dentistry they have received	15	16	93.8%	91.9%	92.7%	92.8%
% of Patients satisfied with the time they had to wait for an appointment	15	16	93.8%	86.5%	89.1%	88.7%

\* This is based on patients treated on this contract for their most recent course of treatment. Figures in italics indicate the base number of FP17s or Patient Questionnaire responses are less than 100. N/A is shown where the base number of responses is less than 10 during the period. % is calculated as Quantity/Base number\*100



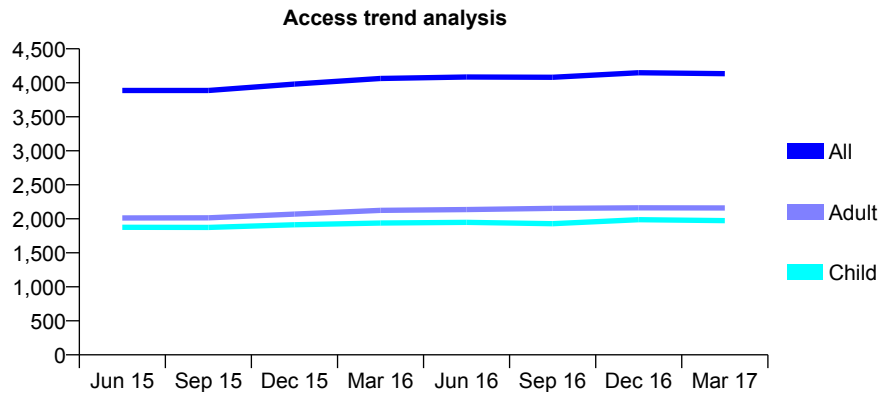
## Q56 - Vital Signs At a Glance Contract Report for 185671/0001 - Year end March 2017

Name or company name	Community Dental Services CIC
Contract type name	PDS Contract
Purpose of contract	General
Contract start date	01/10/2012
Contract end date	31/03/2018

16/17 Contracted general activity (UDA)	9,183
Carry forward general activity (UDA)	0
16/17 Contracted orthodontic activity (UOA)	0
Carry forward orthodontic activity (UOA)	0
Baseline contract value	£1,472,285.94

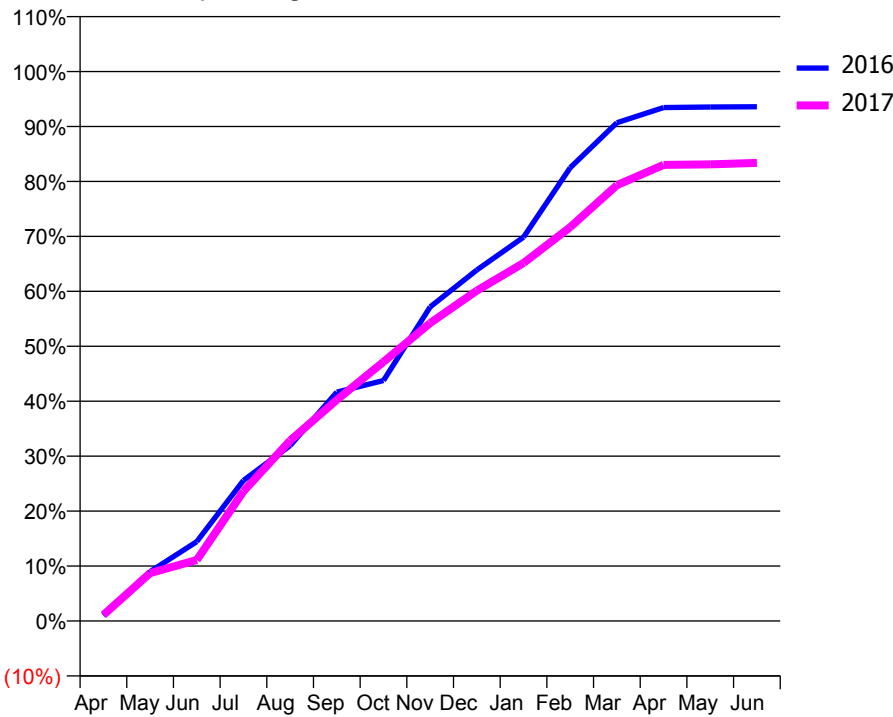
### ACCESS\*

Patients seen in 24 months	Total	Change since previous quarter
Quarter ending March 2016	4,063	
Quarter ending June 2016	4,085	→
Quarter ending September 2016	4,082	→
Quarter ending December 2016	4,149	→
Quarter ending March 2017	4,134	→
<b>Variance since March 2016</b>	<b>1.7%</b>	<b>→</b>



### ACTIVITY

Cumulative percentage of contracted UDA delivered 2016 & 2017



Month	Adjusted Scheduled Activity (UDA)	
	2016	2017
April	90	102
May	826	801
June	1,328	1,021
July	2,350	2,167
August	2,931	3,017
September	3,825	3,695
October	4,019	4,332
November	5,249	4,979
December	5,867	5,521
January	6,414	5,982
February	7,576	6,582
March	8,327	7,284
April	8,581	7,623
May	8,591	7,632
June	8,595	7,656

### QUALITY

	Quantity	Base Number	Contract	AT	Region	England
% of FP17s for the same patient ID Re-attending within 3 months - Children	159	2,656	6.0%	11.2%	12.0%	12.3%
% of FP17s for the same patient ID Re-attending within 3 months - Adults	316	2,733	11.6%	15.2%	16.0%	16.7%
% of FP17s for the same patient ID Re-attending between 3 & 9 months - Children	1,260	2,656	47.4%	58.8%	58.8%	57.6%
% of FP17s for the same patient ID Re-attending between 3 & 9 months - Adults	1,432	2,733	52.4%	49.2%	51.2%	50.1%
% of FP17s for Band 1 Urgent Courses	310	4,970	6.2%	9.5%	8.0%	9.1%
% of FP17s Relating to Free Repair or Replacements	6	4,970	0.1%	0.8%	0.8%	0.8%
% of FP17s Relating to Continuations	46	4,970	0.9%	1.3%	1.2%	1.2%
% of Patients satisfied with the dentistry they have received	8	10	80.0%	91.9%	92.7%	92.8%
% of Patients satisfied with the time they had to wait for an appointment	6	10	60.0%	86.5%	89.1%	88.7%

\* This is based on patients treated on this contract for their most recent course of treatment. Figures in italics indicate the base number of FP17s or Patient Questionnaire responses are less than 100. N/A is shown where the base number of responses is less than 10 during the period. % is calculated as Quantity/Base number\*100

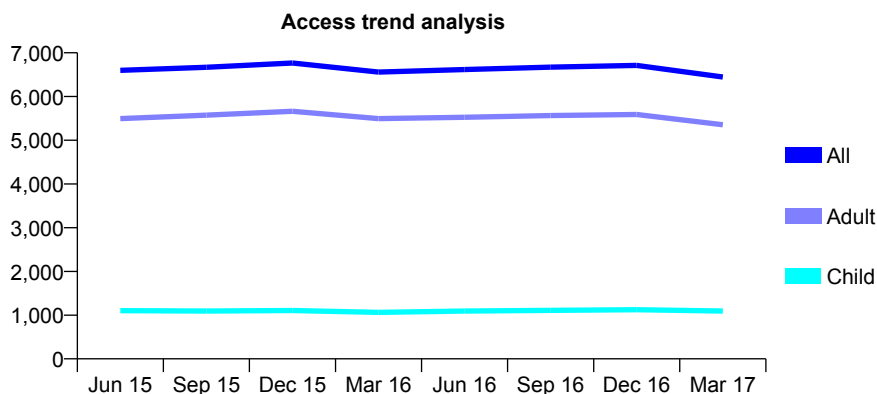
## Q56 - Vital Signs At a Glance Contract Report for 185787/0001 - Year end March 2017

Name or company name	Compass Clinic Limited
Contract type name	PDS Plus Contract
Purpose of contract	General
Contract start date	01/05/2010
Contract end date	30/04/2018

16/17 Contracted general activity (UDA)	21,000
Carry forward general activity (UDA)	-413
16/17 Contracted orthodontic activity (UOA)	0
Carry forward orthodontic activity (UOA)	0
Baseline contract value	£583,890.64

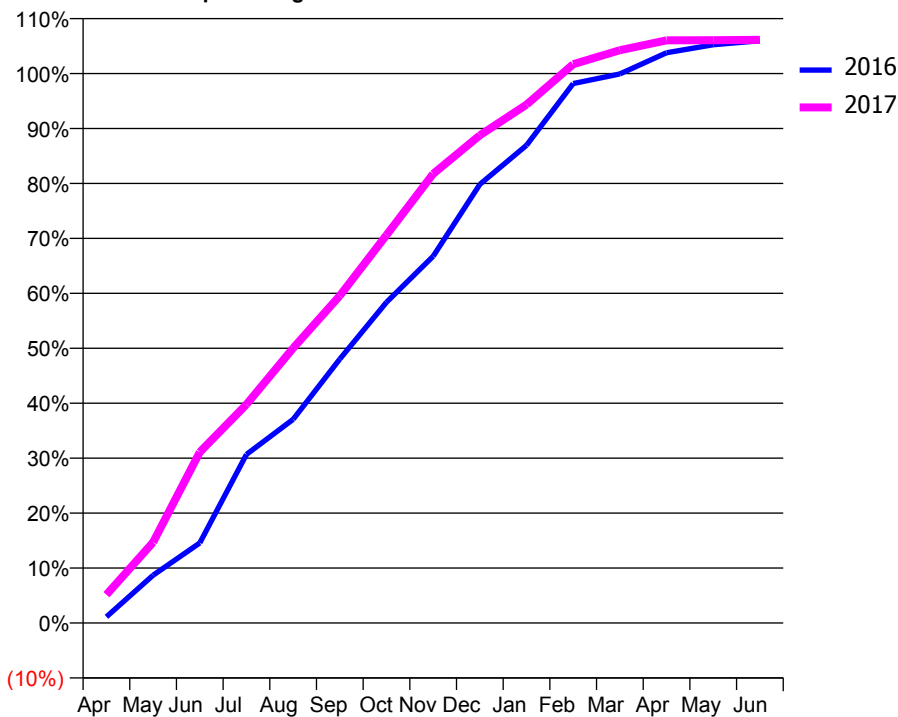
### ACCESS\*

Patients seen in 24 months	Total	Change since previous quarter
Quarter ending March 2016	6,558	
Quarter ending June 2016	6,617	→
Quarter ending September 2016	6,673	→
Quarter ending December 2016	6,713	→
Quarter ending March 2017	6,447	↓
<b>Variance since March 2016</b>	<b>(1.7%)</b>	<b>↓</b>



### ACTIVITY

Cumulative percentage of contracted UDA delivered 2016 & 2017



Adjusted Scheduled Activity (UDA)

Month	2016	2017
April	231	1,085
May	1,796	3,085
June	3,009	6,528
July	6,341	8,355
August	7,658	10,503
September	9,928	12,510
October	12,064	14,828
November	13,792	17,165
December	16,494	18,638
January	17,964	19,810
February	20,289	21,354
March	20,649	21,892
April	21,444	22,265
May	21,746	22,274
June	21,897	22,290

### QUALITY

	Quantity	Base Number	Contract	AT	Region	England
% of FP17s for the same patient ID Re-attending within 3 months - Children	138	1,454	9.5%	11.2%	12.0%	12.3%
% of FP17s for the same patient ID Re-attending within 3 months - Adults	1,626	7,915	20.5%	15.2%	16.0%	16.7%
% of FP17s for the same patient ID Re-attending between 3 & 9 months - Children	698	1,454	48.0%	58.8%	58.8%	57.6%
% of FP17s for the same patient ID Re-attending between 3 & 9 months - Adults	3,879	7,915	49.0%	49.2%	51.2%	50.1%
% of FP17s for Band 1 Urgent Courses	1,195	9,045	13.2%	9.5%	8.0%	9.1%
% of FP17s Relating to Free Repair or Replacements	320	9,045	3.5%	0.8%	0.8%	0.8%
% of FP17s Relating to Continuations	185	9,045	2.0%	1.3%	1.2%	1.2%
% of Patients satisfied with the dentistry they have received	13	13	100.0%	91.9%	92.7%	92.8%
% of Patients satisfied with the time they had to wait for an appointment	9	13	69.2%	86.5%	89.1%	88.7%

\* This is based on patients treated on this contract for their most recent course of treatment. Figures in italics indicate the base number of FP17s or Patient Questionnaire responses are less than 100. N/A is shown where the base number of responses is less than 10 during the period. % is calculated as Quantity/Base number\*100

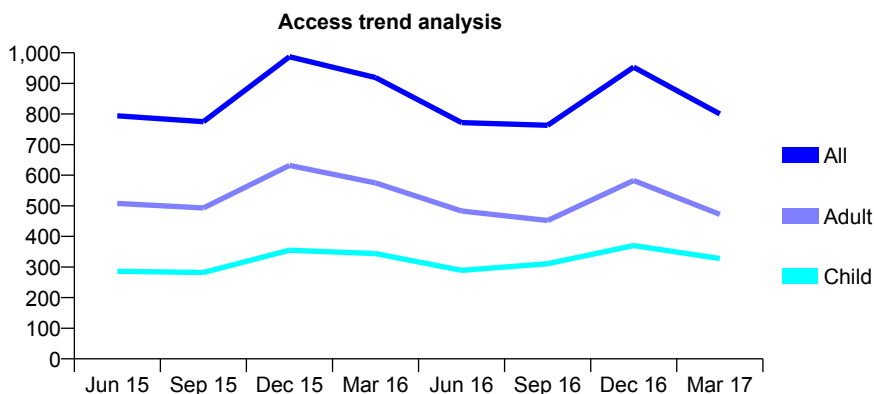
## Q56 - Vital Signs At a Glance Contract Report for 187941/0001 - Year end March 2017

Name or company name	Christopher Sprinz and Victoria Victorova
Contract type name	GDS Contract
Purpose of contract	General
Contract start date	12/10/2009
Contract end date	

16/17 Contracted general activity (UDA)	1,735
Carry forward general activity (UDA)	-24
16/17 Contracted orthodontic activity (UOA)	0
Carry forward orthodontic activity (UOA)	0
Baseline contract value	£42,442.67

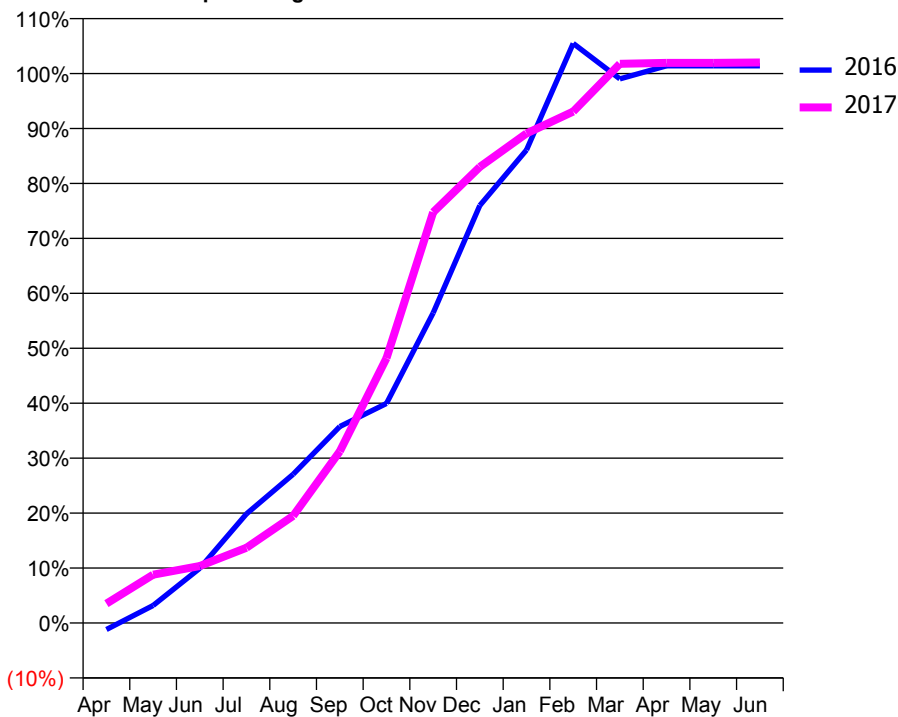
### ACCESS\*

Patients seen in 24 months	Total	Change since previous quarter
Quarter ending March 2016	919	
Quarter ending June 2016	772	↓
Quarter ending September 2016	763	↓
Quarter ending December 2016	953	↑
Quarter ending March 2017	800	↓
<b>Variance since March 2016</b>	<b>(12.9%)</b>	<b>↓</b>



### ACTIVITY

Cumulative percentage of contracted UDA delivered 2016 & 2017



Adjusted Scheduled Activity (UDA)

Month	2016	2017
April	-21	61
May	55	153
June	173	180
July	345	238
August	470	338
September	620	542
October	693	836
November	979	1,297
December	1,318	1,440
January	1,493	1,546
February	1,830	1,615
March	1,718	1,765
April	1,759	1,769
May	1,759	1,769
June	1,759	1,770

### QUALITY

	Quantity	Base Number	Contract	AT	Region	England
% of FP17s for the same patient ID Re-attending within 3 months - Children	17	545	3.1%	11.2%	12.0%	12.3%
% of FP17s for the same patient ID Re-attending within 3 months - Adults	24	561	4.3%	15.2%	16.0%	16.7%
% of FP17s for the same patient ID Re-attending between 3 & 9 months - Children	324	545	59.4%	58.8%	58.8%	57.6%
% of FP17s for the same patient ID Re-attending between 3 & 9 months - Adults	111	561	19.8%	49.2%	51.2%	50.1%
% of FP17s for Band 1 Urgent Courses	63	1,082	5.8%	9.5%	8.0%	9.1%
% of FP17s Relating to Free Repair or Replacements	0	1,082	0.0%	0.8%	0.8%	0.8%
% of FP17s Relating to Continuations	5	1,082	0.5%	1.3%	1.2%	1.2%
% of Patients satisfied with the dentistry they have received	0	0	N/A	91.9%	92.7%	92.8%
% of Patients satisfied with the time they had to wait for an appointment	0	0	N/A	86.5%	89.1%	88.7%

\* This is based on patients treated on this contract for their most recent course of treatment. Figures in italics indicate the base number of FP17s or Patient Questionnaire responses are less than 100. N/A is shown where the base number of responses is less than 10 during the period. % is calculated as Quantity/Base number\*100

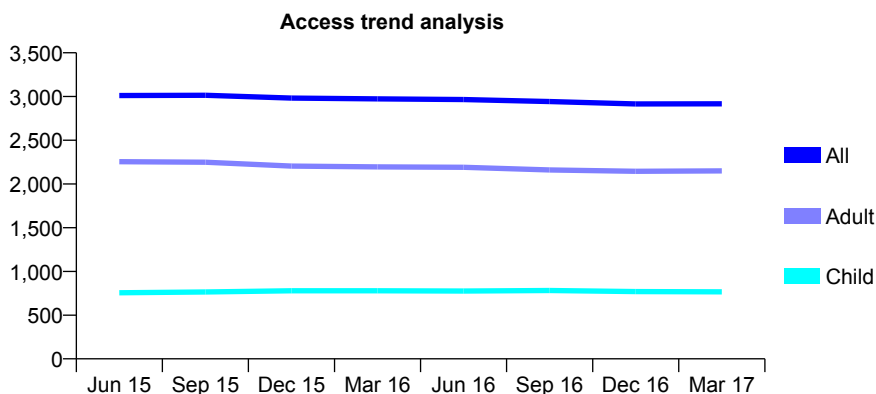
## Q56 - Vital Signs At a Glance Contract Report for 188301/0001 - Year end March 2017

Name or company name	Capel Dental Ltd
Contract type name	GDS Contract
Purpose of contract	General and Orthodontic
Contract start date	01/09/2007
Contract end date	

16/17 Contracted general activity (UDA)	5,612
Carry forward general activity (UDA)	127
16/17 Contracted orthodontic activity (UOA)	522
Carry forward orthodontic activity (UOA)	-4
Baseline contract value	£189,603.25

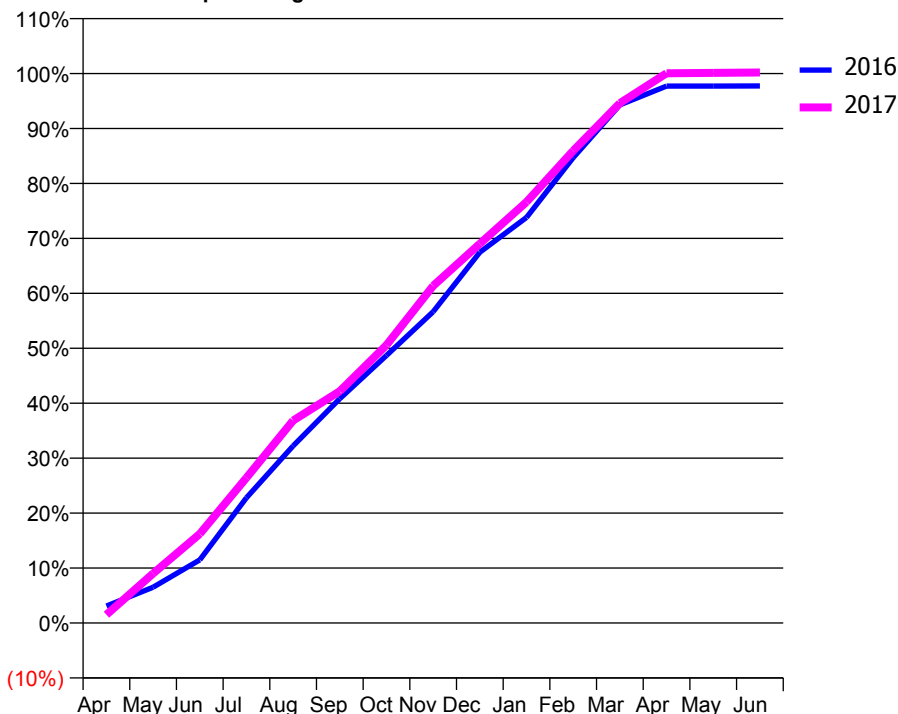
### ACCESS\*

Patients seen in 24 months	Total	Change since previous quarter
Quarter ending March 2016	2,973	
Quarter ending June 2016	2,966	→
Quarter ending September 2016	2,942	→
Quarter ending December 2016	2,915	→
Quarter ending March 2017	2,917	→
<b>Variance since March 2016</b>	<b>(1.9%)</b>	<b>↓</b>



### ACTIVITY

Cumulative percentage of contracted UDA delivered 2016 & 2017



Month	Adjusted Scheduled Activity (UDA)	
	2016	2017
April	173	85
May	366	507
June	644	911
July	1,280	1,484
August	1,809	2,067
September	2,291	2,368
October	2,732	2,839
November	3,180	3,443
December	3,786	3,873
January	4,142	4,300
February	4,752	4,823
March	5,291	5,309
April	5,484	5,614
May	5,484	5,619
June	5,485	5,623

### QUALITY

	Quantity	Base Number	Contract	AT	Region	England
% of FP17s for the same patient ID Re-attending within 3 months - Children	112	1,245	9.0%	11.2%	12.0%	12.3%
% of FP17s for the same patient ID Re-attending within 3 months - Adults	437	2,918	15.0%	15.2%	16.0%	16.7%
% of FP17s for the same patient ID Re-attending between 3 & 9 months - Children	769	1,245	61.8%	58.8%	58.8%	57.6%
% of FP17s for the same patient ID Re-attending between 3 & 9 months - Adults	1,521	2,918	52.1%	49.2%	51.2%	50.1%
% of FP17s for Band 1 Urgent Courses	148	3,035	4.9%	9.5%	8.0%	9.1%
% of FP17s Relating to Free Repair or Replacements	44	3,035	1.4%	0.8%	0.8%	0.8%
% of FP17s Relating to Continuations	26	3,035	0.9%	1.3%	1.2%	1.2%
% of Patients satisfied with the dentistry they have received	2	2	N/A	91.9%	92.7%	92.8%
% of Patients satisfied with the time they had to wait for an appointment	2	2	N/A	86.5%	89.1%	88.7%

\* This is based on patients treated on this contract for their most recent course of treatment. Figures in italics indicate the base number of FP17s or Patient Questionnaire responses are less than 100. N/A is shown where the base number of responses is less than 10 during the period. % is calculated as Quantity/Base number\*100

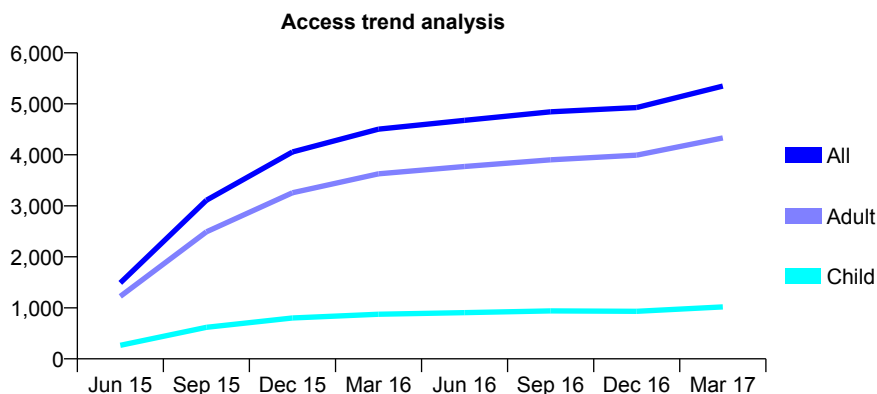
## Q56 - Vital Signs At a Glance Contract Report for 189677/0001 - Year end March 2017

Name or company name	Dr Jai Prathap Reddy
Contract type name	GDS Contract
Purpose of contract	General
Contract start date	01/03/2015
Contract end date	

16/17 Contracted general activity (UDA)	14,985
Carry forward general activity (UDA)	-289
16/17 Contracted orthodontic activity (UOA)	0
Carry forward orthodontic activity (UOA)	0
Baseline contract value	£409,696.87

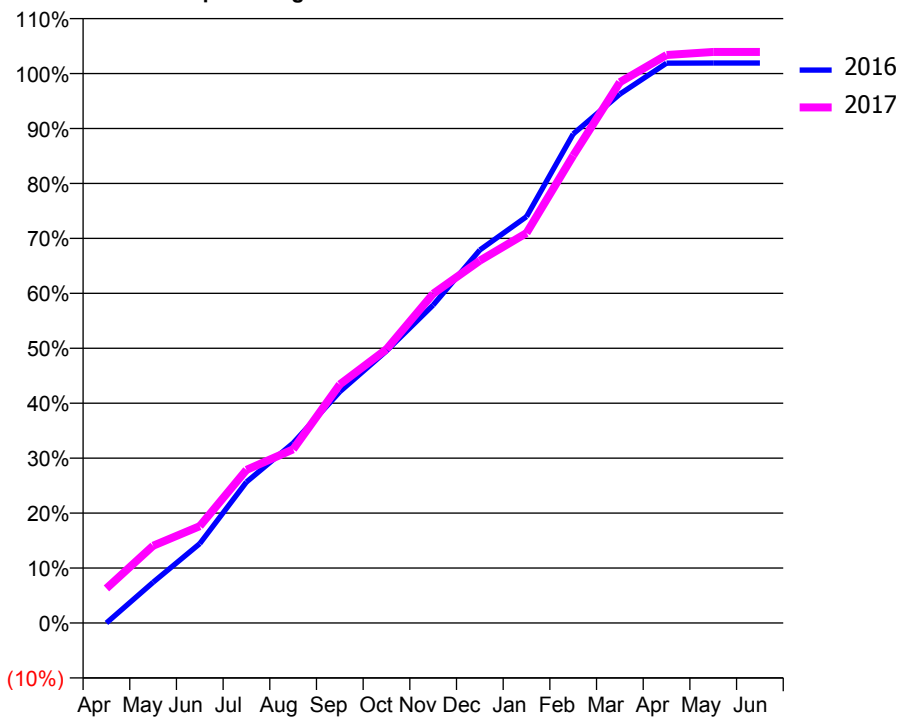
### ACCESS\*

Patients seen in 24 months	Total	Change since previous quarter
Quarter ending March 2016	4,502	
Quarter ending June 2016	4,677	↑
Quarter ending September 2016	4,843	↑
Quarter ending December 2016	4,927	→
Quarter ending March 2017	5,349	↑
<b>Variance since March 2016</b>	<b>18.8%</b>	<b>↑</b>



### ACTIVITY

Cumulative percentage of contracted UDA delivered 2016 & 2017



Month	Adjusted Scheduled Activity (UDA)	
	2016	2017
April	0	944
May	1,121	2,108
June	2,188	2,644
July	3,885	4,178
August	4,956	4,735
September	6,373	6,508
October	7,497	7,467
November	8,759	8,982
December	10,276	9,883
January	11,194	10,633
February	13,474	12,747
March	14,569	14,747
April	15,424	15,489
May	15,426	15,573
June	15,427	15,573

### QUALITY

	Quantity	Base Number	Contract	AT	Region	England
% of FP17s for the same patient ID Re-attending within 3 months - Children	100	1,575	6.3%	11.2%	12.0%	12.3%
% of FP17s for the same patient ID Re-attending within 3 months - Adults	877	6,843	12.8%	15.2%	16.0%	16.7%
% of FP17s for the same patient ID Re-attending between 3 & 9 months - Children	945	1,575	60.0%	58.8%	58.8%	57.6%
% of FP17s for the same patient ID Re-attending between 3 & 9 months - Adults	4,234	6,843	61.9%	49.2%	51.2%	50.1%
% of FP17s for Band 1 Urgent Courses	424	8,432	5.0%	9.5%	8.0%	9.1%
% of FP17s Relating to Free Repair or Replacements	75	8,432	0.9%	0.8%	0.8%	0.8%
% of FP17s Relating to Continuations	110	8,432	1.3%	1.3%	1.2%	1.2%
% of Patients satisfied with the dentistry they have received	10	10	100.0%	91.9%	92.7%	92.8%
% of Patients satisfied with the time they had to wait for an appointment	9	10	90.0%	86.5%	89.1%	88.7%

\* This is based on patients treated on this contract for their most recent course of treatment. Figures in italics indicate the base number of FP17s or Patient Questionnaire responses are less than 100. N/A is shown where the base number of responses is less than 10 during the period. % is calculated as Quantity/Base number\*100

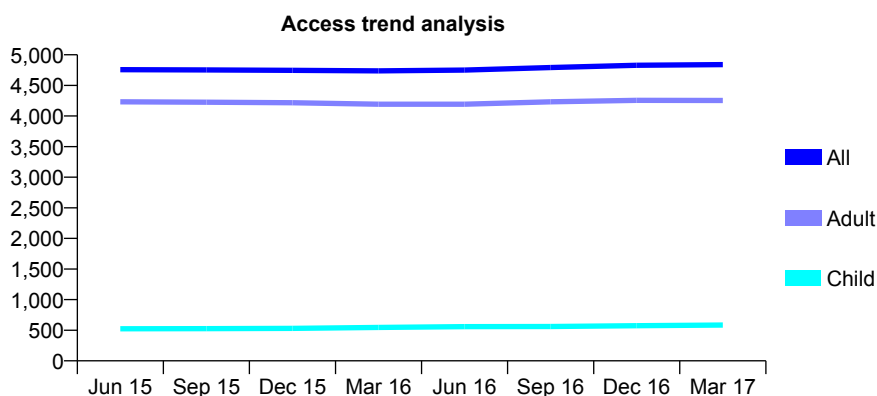
## Q56 - Vital Signs At a Glance Contract Report for 189901/0002 - Year end March 2017

Name or company name	Enslin Limited
Contract type name	GDS Contract
Purpose of contract	General
Contract start date	01/04/2013
Contract end date	

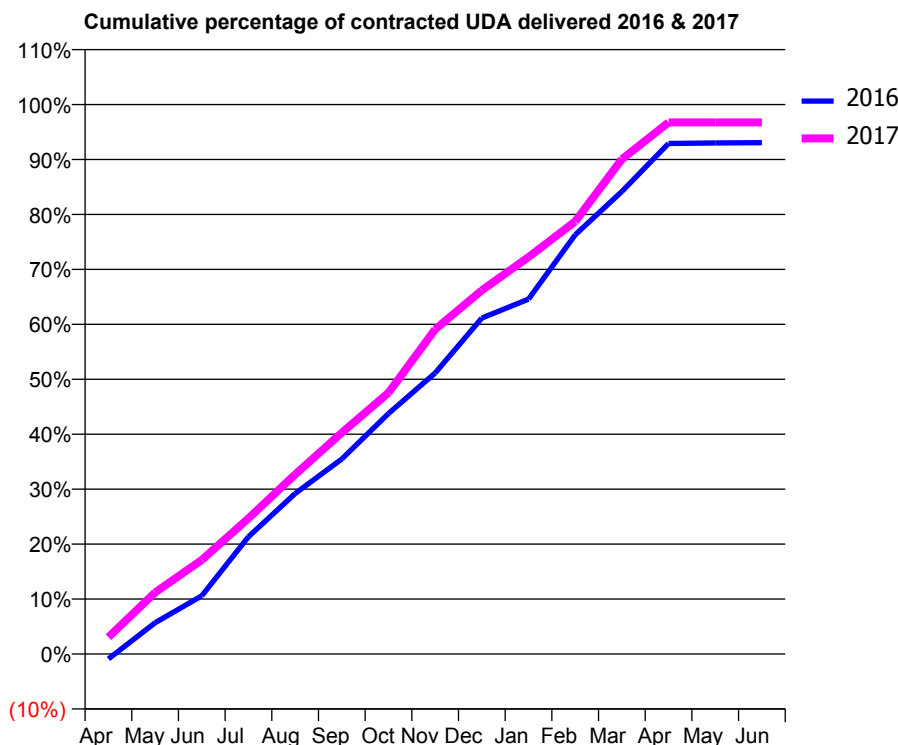
16/17 Contracted general activity (UDA)	15,500
Carry forward general activity (UDA)	0
16/17 Contracted orthodontic activity (UOA)	0
Carry forward orthodontic activity (UOA)	0
Baseline contract value	£383,342.04

### ACCESS\*

Patients seen in 24 months	Total	Change since previous quarter
Quarter ending March 2016	4,737	
Quarter ending June 2016	4,751	→
Quarter ending September 2016	4,793	→
Quarter ending December 2016	4,830	→
Quarter ending March 2017	4,839	→
<b>Variance since March 2016</b>	<b>2.2%</b>	<b>↑</b>



### ACTIVITY



Month	Adjusted Scheduled Activity (UDA)	
	2016	2017
April	-139	478
May	875	1,735
June	1,632	2,652
July	3,286	3,827
August	4,498	5,066
September	5,464	6,241
October	6,739	7,370
November	7,876	9,158
December	9,417	10,259
January	9,945	11,197
February	11,747	12,200
March	12,963	13,958
April	14,306	14,994
May	14,324	14,996
June	14,329	14,996

### QUALITY

	Quantity	Base Number	Contract	AT	Region	England
% of FP17s for the same patient ID Re-attending within 3 months - Children	67	861	7.8%	11.2%	12.0%	12.3%
% of FP17s for the same patient ID Re-attending within 3 months - Adults	1,189	6,729	17.7%	15.2%	16.0%	16.7%
% of FP17s for the same patient ID Re-attending between 3 & 9 months - Children	461	861	53.5%	58.8%	58.8%	57.6%
% of FP17s for the same patient ID Re-attending between 3 & 9 months - Adults	3,589	6,729	53.3%	49.2%	51.2%	50.1%
% of FP17s for Band 1 Urgent Courses	665	7,368	9.0%	9.5%	8.0%	9.1%
% of FP17s Relating to Free Repair or Replacements	66	7,368	0.9%	0.8%	0.8%	0.8%
% of FP17s Relating to Continuations	80	7,368	1.1%	1.3%	1.2%	1.2%
% of Patients satisfied with the dentistry they have received	11	11	100.0%	91.9%	92.7%	92.8%
% of Patients satisfied with the time they had to wait for an appointment	11	11	100.0%	86.5%	89.1%	88.7%

\* This is based on patients treated on this contract for their most recent course of treatment. Figures in italics indicate the base number of FP17s or Patient Questionnaire responses are less than 100. N/A is shown where the base number of responses is less than 10 during the period. % is calculated as Quantity/Base number\*100

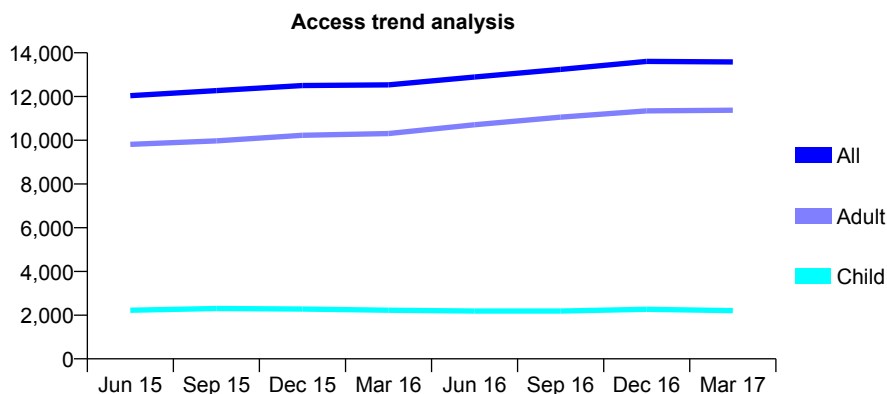
## Q56 - Vital Signs At a Glance Contract Report for 190241/0001 - Year end March 2017

Name or company name	CCS Dental Service
Contract type name	PDS Contract
Purpose of contract	General and Orthodontic
Contract start date	01/04/2010
Contract end date	31/03/2018

16/17 Contracted general activity (UDA)	23,865
Carry forward general activity (UDA)	0
16/17 Contracted orthodontic activity (UOA)	420
Carry forward orthodontic activity (UOA)	0
Baseline contract value	£2,593,708.17

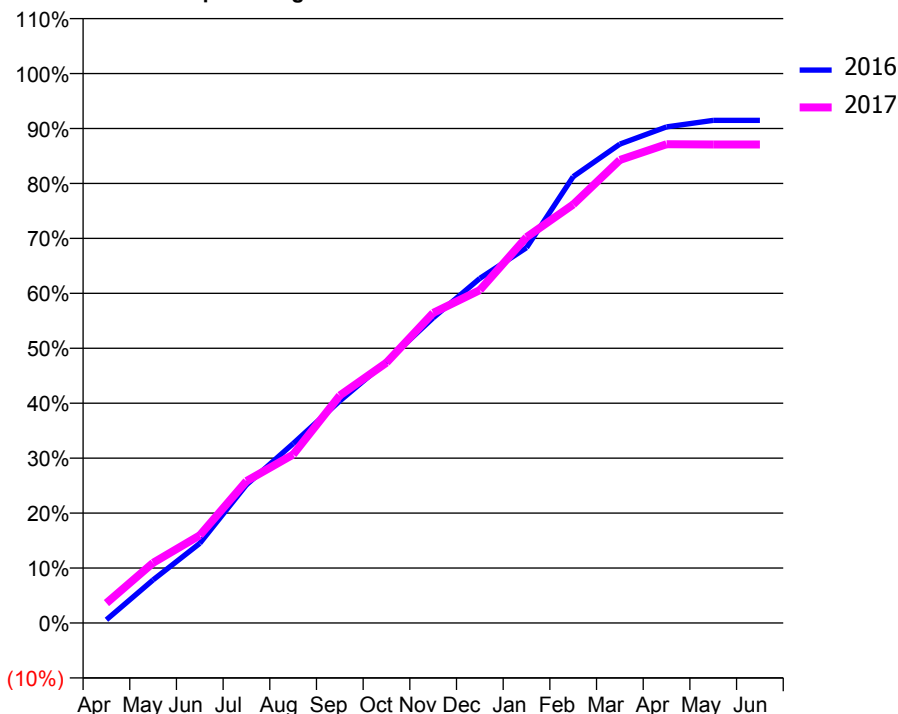
### ACCESS\*

Patients seen in 24 months	Total	Change since previous quarter
Quarter ending March 2016	12,533	
Quarter ending June 2016	12,892	↑
Quarter ending September 2016	13,241	↑
Quarter ending December 2016	13,609	↑
Quarter ending March 2017	13,580	→
<b>Variance since March 2016</b>	<b>8.4%</b>	<b>↑</b>



### ACTIVITY

Cumulative percentage of contracted UDA delivered 2016 & 2017



Adjusted Scheduled Activity (UDA)

Month	2016	2017
April	139	866
May	1,871	2,616
June	3,463	3,806
July	6,004	6,166
August	7,791	7,320
September	9,645	9,880
October	11,352	11,306
November	13,253	13,467
December	14,967	14,459
January	16,299	16,759
February	19,389	18,178
March	20,801	20,111
April	21,549	20,792
May	21,831	20,780
June	21,833	20,781

### QUALITY

	Quantity	Base Number	Contract	AT	Region	England
% of FP17s for the same patient ID Re-attending within 3 months - Children	430	3,442	12.5%	11.2%	12.0%	12.3%
% of FP17s for the same patient ID Re-attending within 3 months - Adults	1,423	12,428	11.4%	15.2%	16.0%	16.7%
% of FP17s for the same patient ID Re-attending between 3 & 9 months - Children	804	3,442	23.4%	58.8%	58.8%	57.6%
% of FP17s for the same patient ID Re-attending between 3 & 9 months - Adults	1,649	12,428	13.3%	49.2%	51.2%	50.1%
% of FP17s for Band 1 Urgent Courses	10,721	14,956	71.7%	9.5%	8.0%	9.1%
% of FP17s Relating to Free Repair or Replacements	3	14,956	0.0%	0.8%	0.8%	0.8%
% of FP17s Relating to Continuations	0	14,956	0.0%	1.3%	1.2%	1.2%
% of Patients satisfied with the dentistry they have received	10	11	90.9%	91.9%	92.7%	92.8%
% of Patients satisfied with the time they had to wait for an appointment	7	11	63.6%	86.5%	89.1%	88.7%

\* This is based on patients treated on this contract for their most recent course of treatment. Figures in italics indicate the base number of FP17s or Patient Questionnaire responses are less than 100. N/A is shown where the base number of responses is less than 10 during the period. % is calculated as Quantity/Base number\*100



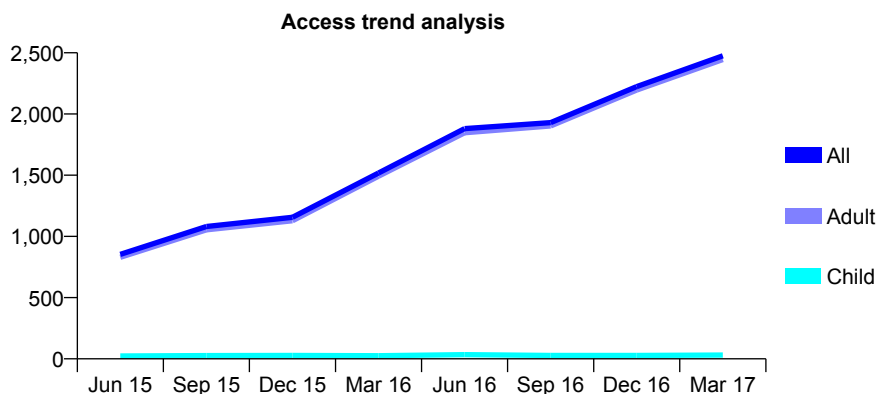
## Q56 - Vital Signs At a Glance Contract Report for 190241/0003 - Year end March 2017

Name or company name	CCS Dental Service
Contract type name	PDS Contract
Purpose of contract	General
Contract start date	01/10/2013
Contract end date	31/03/2018

16/17 Contracted general activity (UDA)	8,690
Carry forward general activity (UDA)	0
16/17 Contracted orthodontic activity (UOA)	0
Carry forward orthodontic activity (UOA)	0
Baseline contract value	£819,663.91

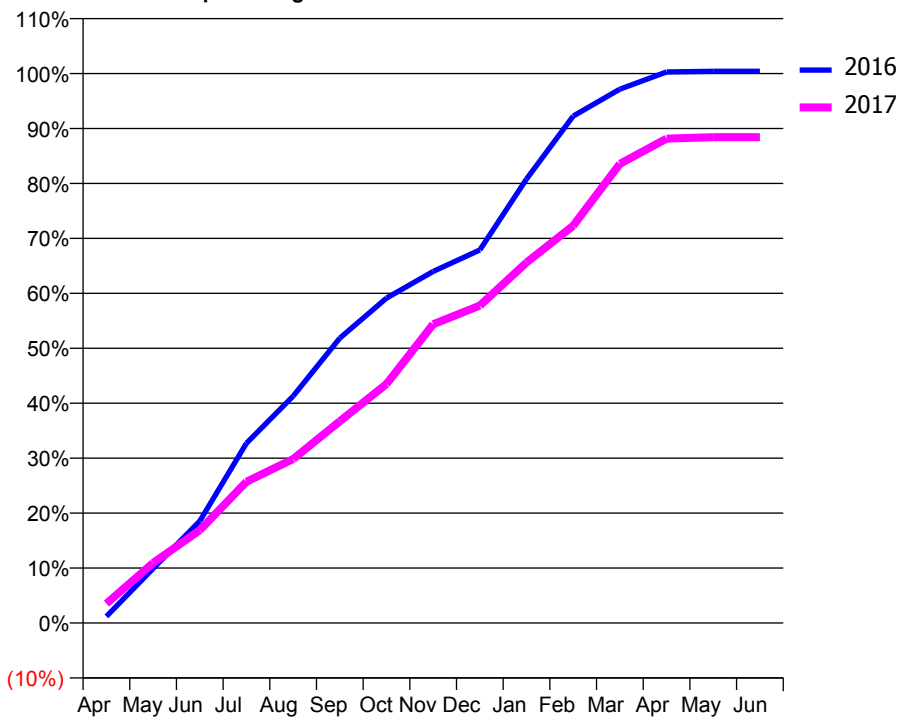
### ACCESS\*

Patients seen in 24 months	Total	Change since previous quarter
Quarter ending March 2016	1,518	
Quarter ending June 2016	1,881	↑
Quarter ending September 2016	1,930	↑
Quarter ending December 2016	2,224	↑
Quarter ending March 2017	2,476	↑
<b>Variance since March 2016</b>	<b>63.1%</b>	<b>↑</b>



### ACTIVITY

Cumulative percentage of contracted UDA delivered 2016 & 2017



Month	Adjusted Scheduled Activity (UDA)	
	2016	2017
April	105	306
May	861	949
June	1,612	1,468
July	2,844	2,234
August	3,587	2,593
September	4,506	3,191
October	5,137	3,780
November	5,559	4,724
December	5,899	5,020
January	7,021	5,700
February	8,017	6,284
March	8,442	7,262
April	8,715	7,660
May	8,724	7,684
June	8,724	7,684

### QUALITY

	Quantity	Base Number	Contract	AT	Region	England
% of FP17s for the same patient ID Re-attending within 3 months - Children	0	53	0.0%	11.2%	12.0%	12.3%
% of FP17s for the same patient ID Re-attending within 3 months - Adults	10	2,670	0.4%	15.2%	16.0%	16.7%
% of FP17s for the same patient ID Re-attending between 3 & 9 months - Children	0	53	0.0%	58.8%	58.8%	57.6%
% of FP17s for the same patient ID Re-attending between 3 & 9 months - Adults	12	2,670	0.4%	49.2%	51.2%	50.1%
% of FP17s for Band 1 Urgent Courses	2	2,774	0.1%	9.5%	8.0%	9.1%
% of FP17s Relating to Free Repair or Replacements	0	2,774	0.0%	0.8%	0.8%	0.8%
% of FP17s Relating to Continuations	1	2,774	0.0%	1.3%	1.2%	1.2%
% of Patients satisfied with the dentistry they have received	1	2	N/A	91.9%	92.7%	92.8%
% of Patients satisfied with the time they had to wait for an appointment	1	2	N/A	86.5%	89.1%	88.7%

\* This is based on patients treated on this contract for their most recent course of treatment. Figures in italics indicate the base number of FP17s or Patient Questionnaire responses are less than 100. N/A is shown where the base number of responses is less than 10 during the period. % is calculated as Quantity/Base number\*100

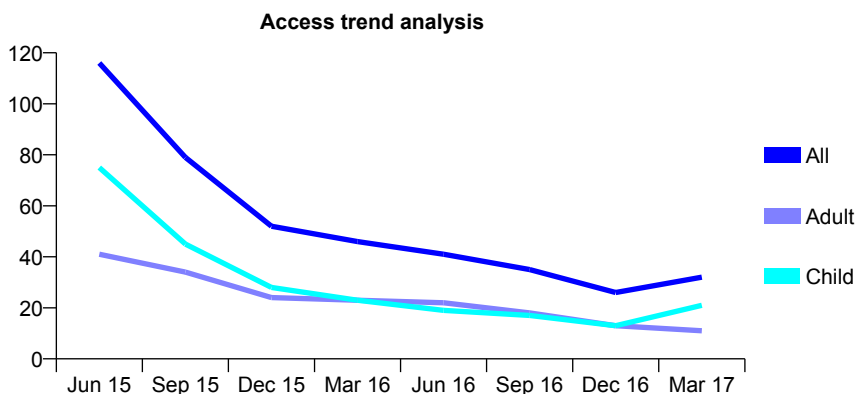
## Q56 - Vital Signs At a Glance Contract Report for 190241/0004 - Year end March 2017

Name or company name	CCS Dental Service
Contract type name	PDS Contract
Purpose of contract	General
Contract start date	01/04/2014
Contract end date	31/03/2018

16/17 Contracted general activity (UDA)	500
Carry forward general activity (UDA)	0
16/17 Contracted orthodontic activity (UOA)	0
Carry forward orthodontic activity (UOA)	0
Baseline contract value	£15,552.33

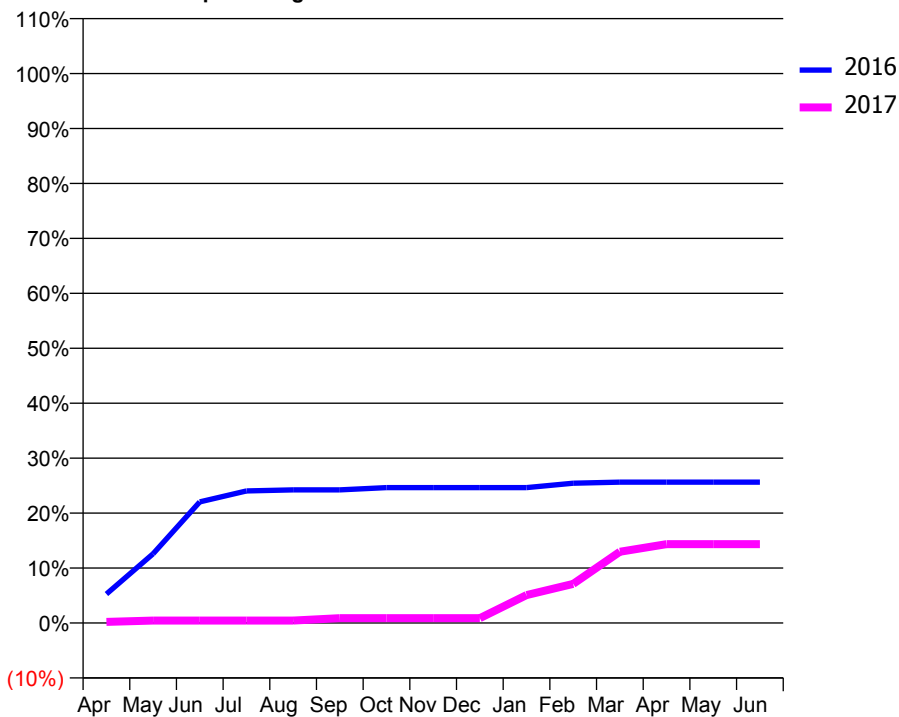
### ACCESS\*

Patients seen in 24 months	Total	Change since previous quarter
Quarter ending March 2016	46	
Quarter ending June 2016	41	↓
Quarter ending September 2016	35	↓
Quarter ending December 2016	26	↓
Quarter ending March 2017	32	↑
<b>Variance since March 2016</b>	<b>(30.4%)</b>	<b>↓</b>



### ACTIVITY

Cumulative percentage of contracted UDA delivered 2016 & 2017



Adjusted Scheduled Activity (UDA)

Month	2016	2017
April	26	1
May	63	2
June	110	2
July	120	2
August	121	2
September	121	4
October	123	4
November	123	4
December	123	4
January	123	25
February	127	36
March	128	65
April	128	72
May	128	72
June	128	72

### QUALITY

	Quantity	Base Number	Contract	AT	Region	England
% of FP17s for the same patient ID Re-attending within 3 months - Children	0	19	0.0%	11.2%	12.0%	12.3%
% of FP17s for the same patient ID Re-attending within 3 months - Adults	1	6	16.7%	15.2%	16.0%	16.7%
% of FP17s for the same patient ID Re-attending between 3 & 9 months - Children	0	19	0.0%	58.8%	58.8%	57.6%
% of FP17s for the same patient ID Re-attending between 3 & 9 months - Adults	0	6	0.0%	49.2%	51.2%	50.1%
% of FP17s for Band 1 Urgent Courses	4	28	14.3%	9.5%	8.0%	9.1%
% of FP17s Relating to Free Repair or Replacements	0	28	0.0%	0.8%	0.8%	0.8%
% of FP17s Relating to Continuations	0	28	0.0%	1.3%	1.2%	1.2%
% of Patients satisfied with the dentistry they have received	0	0	N/A	91.9%	92.7%	92.8%
% of Patients satisfied with the time they had to wait for an appointment	0	0	N/A	86.5%	89.1%	88.7%

\* This is based on patients treated on this contract for their most recent course of treatment. Figures in italics indicate the base number of FP17s or Patient Questionnaire responses are less than 100. N/A is shown where the base number of responses is less than 10 during the period. % is calculated as Quantity/Base number\*100

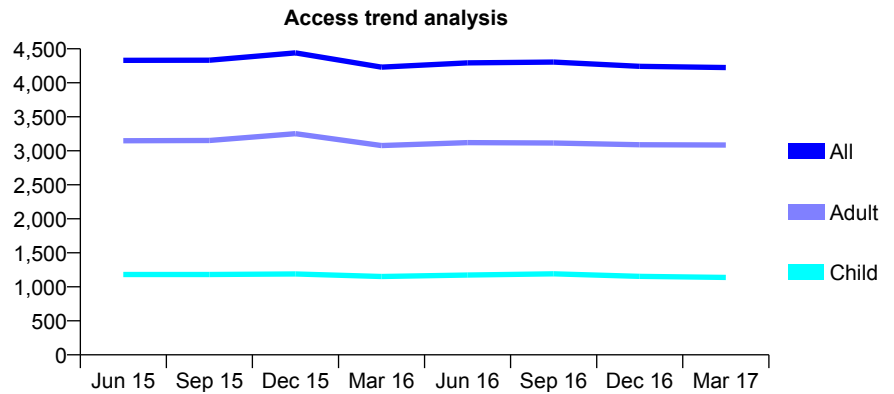
## Q56 - Vital Signs At a Glance Contract Report for 190713/0001 - Year end March 2017

Name or company name	Mazdak Eyrumlu and Azad Eyrumlu
Contract type name	GDS Contract
Purpose of contract	General
Contract start date	01/04/2011
Contract end date	

16/17 Contracted general activity (UDA)	16,000
Carry forward general activity (UDA)	624
16/17 Contracted orthodontic activity (UOA)	0
Carry forward orthodontic activity (UOA)	0
Baseline contract value	£436,419.65

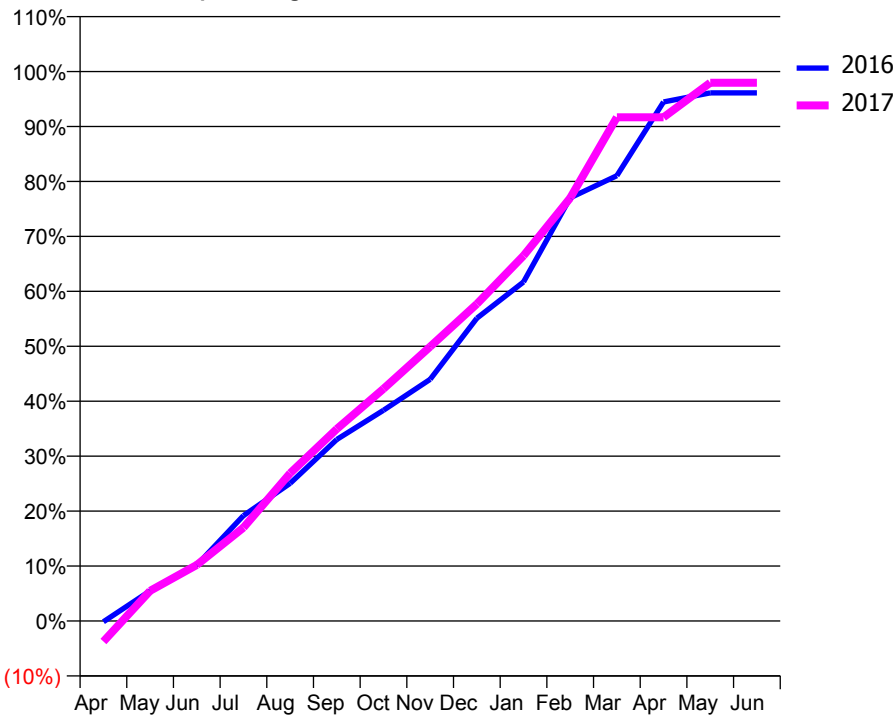
### ACCESS\*

Patients seen in 24 months	Total	Change since previous quarter
Quarter ending March 2016	4,230	
Quarter ending June 2016	4,294	→
Quarter ending September 2016	4,305	→
Quarter ending December 2016	4,243	↓
Quarter ending March 2017	4,224	→
<b>Variance since March 2016</b>	<b>(0.1%)</b>	<b>→</b>



### ACTIVITY

Cumulative percentage of contracted UDA delivered 2016 & 2017



Month	Adjusted Scheduled Activity (UDA)	
	2016	2017
April	-24	-598
May	880	880
June	1,628	1,631
July	3,070	2,721
August	4,009	4,304
September	5,287	5,593
October	6,135	6,760
November	7,039	7,987
December	8,817	9,232
January	9,870	10,637
February	12,321	12,319
March	12,965	14,667
April	15,115	14,667
May	15,376	15,673
June	15,376	15,673

### QUALITY

	Quantity	Base Number	Contract	AT	Region	England
% of FP17s for the same patient ID Re-attending within 3 months - Children	112	1,518	7.4%	11.2%	12.0%	12.3%
% of FP17s for the same patient ID Re-attending within 3 months - Adults	530	3,792	14.0%	15.2%	16.0%	16.7%
% of FP17s for the same patient ID Re-attending between 3 & 9 months - Children	740	1,518	48.7%	58.8%	58.8%	57.6%
% of FP17s for the same patient ID Re-attending between 3 & 9 months - Adults	1,633	3,792	43.1%	49.2%	51.2%	50.1%
% of FP17s for Band 1 Urgent Courses	344	4,817	7.1%	9.5%	8.0%	9.1%
% of FP17s Relating to Free Repair or Replacements	30	4,817	0.6%	0.8%	0.8%	0.8%
% of FP17s Relating to Continuations	107	4,817	2.2%	1.3%	1.2%	1.2%
% of Patients satisfied with the dentistry they have received	5	7	N/A	91.9%	92.7%	92.8%
% of Patients satisfied with the time they had to wait for an appointment	6	7	N/A	86.5%	89.1%	88.7%

\* This is based on patients treated on this contract for their most recent course of treatment. Figures in italics indicate the base number of FP17s or Patient Questionnaire responses are less than 100. N/A is shown where the base number of responses is less than 10 during the period. % is calculated as Quantity/Base number\*100

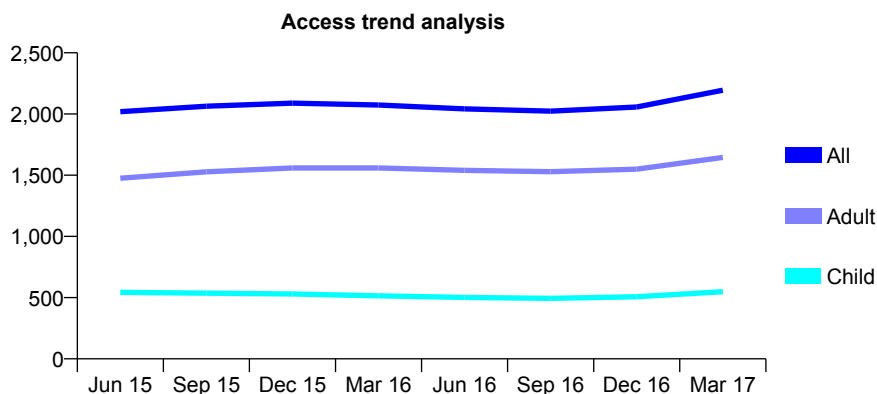
## Q56 - Vital Signs At a Glance Contract Report for 190721/0001 - Year end March 2017

Name or company name	Lisalina Smile Clinic Limited
Contract type name	GDS Contract
Purpose of contract	General
Contract start date	01/03/2014
Contract end date	

16/17 Contracted general activity (UDA)	8,013
Carry forward general activity (UDA)	150
16/17 Contracted orthodontic activity (UOA)	0
Carry forward orthodontic activity (UOA)	0
Baseline contract value	£183,937.38

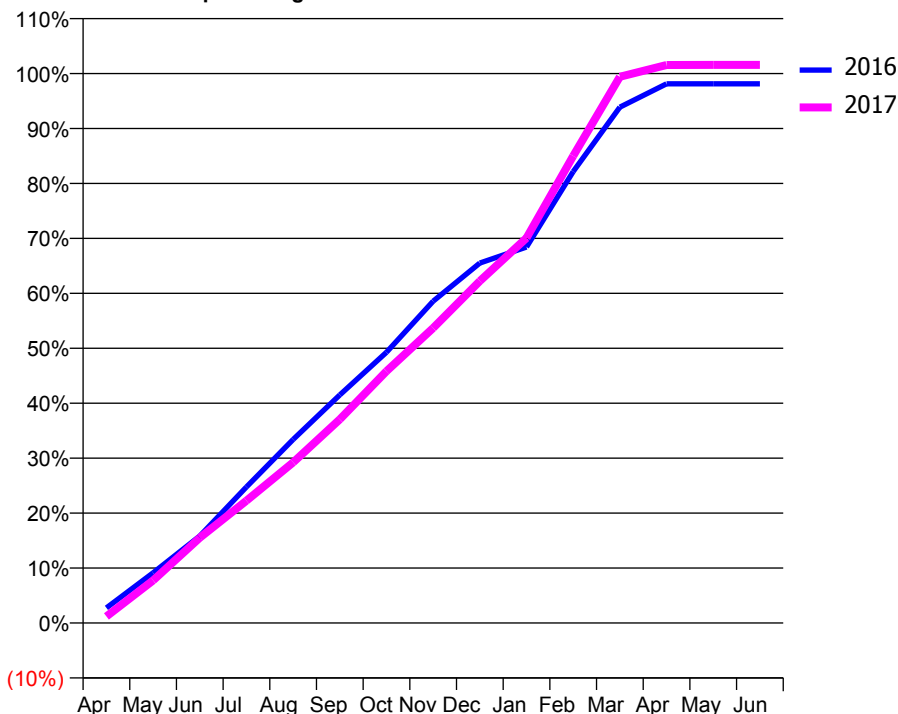
### ACCESS\*

Patients seen in 24 months	Total	Change since previous quarter
Quarter ending March 2016	2,074	
Quarter ending June 2016	2,042	↓
Quarter ending September 2016	2,023	→
Quarter ending December 2016	2,057	→
Quarter ending March 2017	2,194	↑
<b>Variance since March 2016</b>	<b>5.8%</b>	<b>↑</b>



### ACTIVITY

Cumulative percentage of contracted UDA delivered 2016 & 2017



Month	Adjusted Scheduled Activity (UDA)	
	2016	2017
April	221	97
May	733	622
June	1,269	1,243
July	1,985	1,783
August	2,677	2,343
September	3,326	2,971
October	3,948	3,671
November	4,694	4,303
December	5,249	4,988
January	5,483	5,615
February	6,583	6,811
March	7,523	7,966
April	7,863	8,137
May	7,862	8,138
June	7,863	8,138

### QUALITY

	Quantity	Base Number	Contract	AT	Region	England
% of FP17s for the same patient ID Re-attending within 3 months - Children	66	904	7.3%	11.2%	12.0%	12.3%
% of FP17s for the same patient ID Re-attending within 3 months - Adults	309	2,539	12.2%	15.2%	16.0%	16.7%
% of FP17s for the same patient ID Re-attending between 3 & 9 months - Children	542	904	60.0%	58.8%	58.8%	57.6%
% of FP17s for the same patient ID Re-attending between 3 & 9 months - Adults	1,448	2,539	57.0%	49.2%	51.2%	50.1%
% of FP17s for Band 1 Urgent Courses	257	3,433	7.5%	9.5%	8.0%	9.1%
% of FP17s Relating to Free Repair or Replacements	40	3,433	1.2%	0.8%	0.8%	0.8%
% of FP17s Relating to Continuations	7	3,433	0.2%	1.3%	1.2%	1.2%
% of Patients satisfied with the dentistry they have received	4	4	N/A	91.9%	92.7%	92.8%
% of Patients satisfied with the time they had to wait for an appointment	4	4	N/A	86.5%	89.1%	88.7%

\* This is based on patients treated on this contract for their most recent course of treatment. Figures in italics indicate the base number of FP17s or Patient Questionnaire responses are less than 100. N/A is shown where the base number of responses is less than 10 during the period. % is calculated as Quantity/Base number\*100

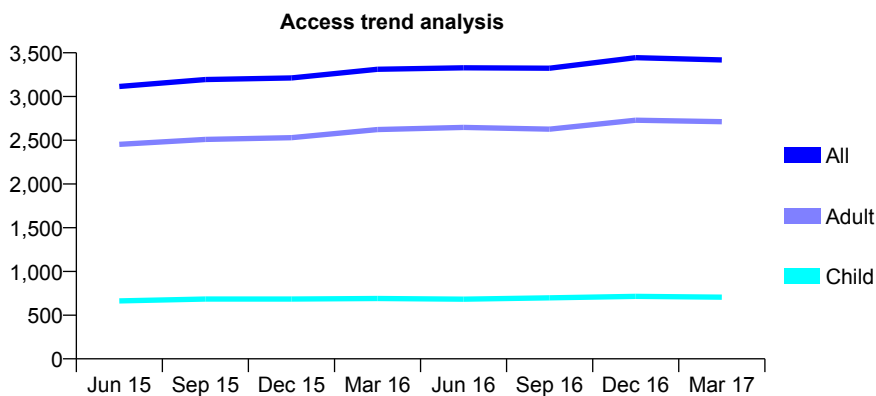
## Q56 - Vital Signs At a Glance Contract Report for 191701/0001 - Year end March 2017

Name or company name	Olive Dental Care Ltd
Contract type name	GDS Contract
Purpose of contract	General
Contract start date	01/06/2009
Contract end date	

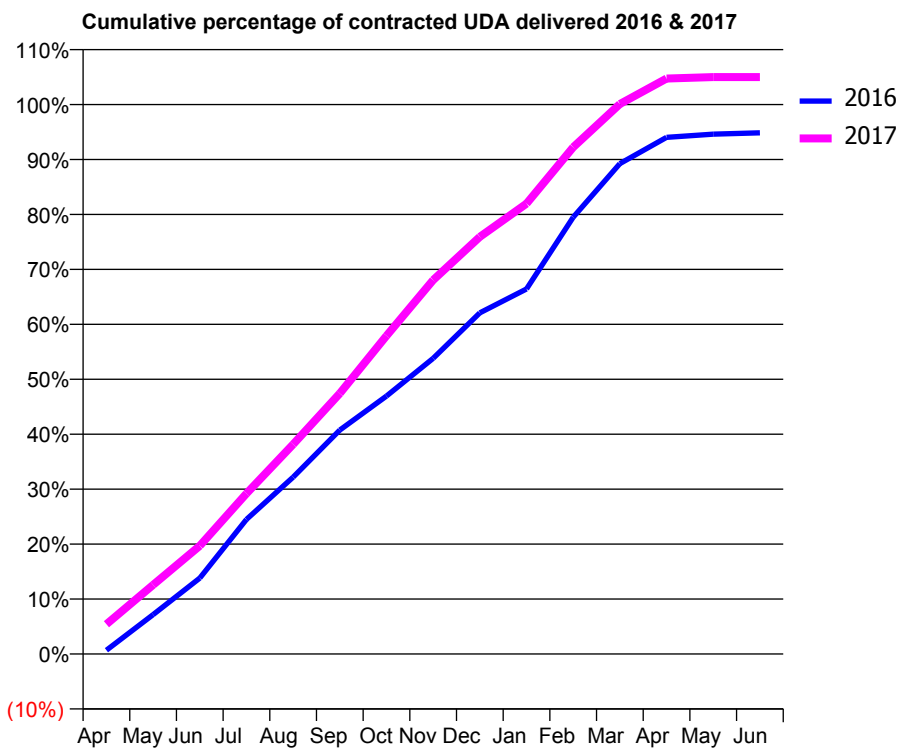
16/17 Contracted general activity (UDA)	9,022
Carry forward general activity (UDA)	0
16/17 Contracted orthodontic activity (UOA)	0
Carry forward orthodontic activity (UOA)	0
Baseline contract value	£220,791.84

### ACCESS\*

Patients seen in 24 months	Total	Change since previous quarter
Quarter ending March 2016	3,312	
Quarter ending June 2016	3,328	→
Quarter ending September 2016	3,324	→
Quarter ending December 2016	3,444	↑
Quarter ending March 2017	3,418	→
<b>Variance since March 2016</b>	<b>3.2%</b>	<b>↑</b>



### ACTIVITY



Month	Adjusted Scheduled Activity (UDA)	
	2016	2017
April	62	489
May	646	1,134
June	1,247	1,777
July	2,210	2,635
August	2,904	3,442
September	3,678	4,279
October	4,236	5,224
November	4,856	6,140
December	5,602	6,849
January	5,994	7,395
February	7,172	8,322
March	8,051	9,029
April	8,483	9,447
May	8,535	9,471
June	8,557	9,472

### QUALITY

	Quantity	Base Number	Contract	AT	Region	England
% of FP17s for the same patient ID Re-attending within 3 months - Children	75	948	7.9%	11.2%	12.0%	12.3%
% of FP17s for the same patient ID Re-attending within 3 months - Adults	562	3,693	15.2%	15.2%	16.0%	16.7%
% of FP17s for the same patient ID Re-attending between 3 & 9 months - Children	489	948	51.6%	58.8%	58.8%	57.6%
% of FP17s for the same patient ID Re-attending between 3 & 9 months - Adults	1,891	3,693	51.2%	49.2%	51.2%	50.1%
% of FP17s for Band 1 Urgent Courses	397	4,634	8.6%	9.5%	8.0%	9.1%
% of FP17s Relating to Free Repair or Replacements	67	4,634	1.4%	0.8%	0.8%	0.8%
% of FP17s Relating to Continuations	79	4,634	1.7%	1.3%	1.2%	1.2%
% of Patients satisfied with the dentistry they have received	9	9	N/A	91.9%	92.7%	92.8%
% of Patients satisfied with the time they had to wait for an appointment	9	9	N/A	86.5%	89.1%	88.7%

\* This is based on patients treated on this contract for their most recent course of treatment. Figures in italics indicate the base number of FP17s or Patient Questionnaire responses are less than 100. N/A is shown where the base number of responses is less than 10 during the period. % is calculated as Quantity/Base number\*100

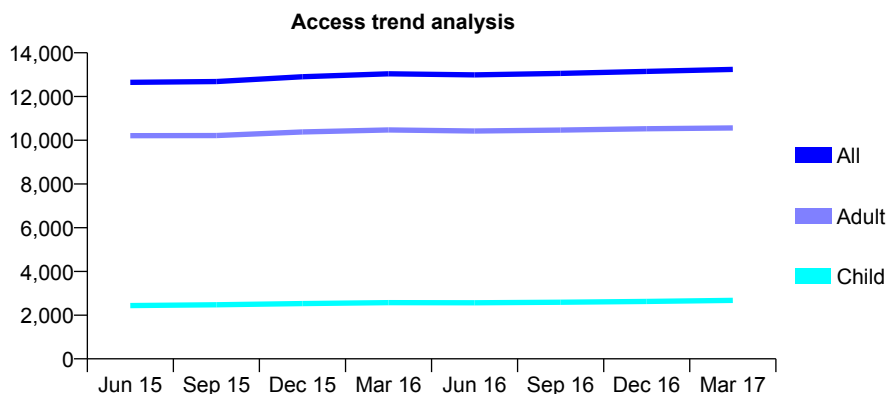
## Q56 - Vital Signs At a Glance Contract Report for 192562/0001 - Year end March 2017

Name or company name	All Saints Green Dental Clinic Limited
Contract type name	GDS Contract
Purpose of contract	General
Contract start date	01/02/2012
Contract end date	

16/17 Contracted general activity (UDA)	45,100
Carry forward general activity (UDA)	-582
16/17 Contracted orthodontic activity (UOA)	0
Carry forward orthodontic activity (UOA)	0
Baseline contract value	£1,172,071.71

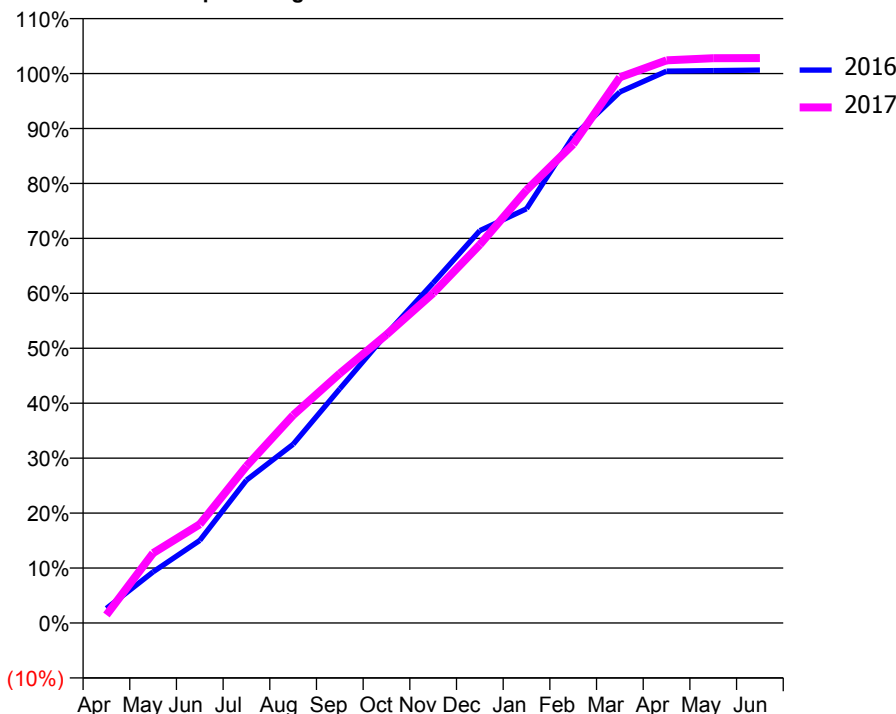
### ACCESS\*

Patients seen in 24 months	Total	Change since previous quarter
Quarter ending March 2016	13,039	
Quarter ending June 2016	12,990	→
Quarter ending September 2016	13,055	→
Quarter ending December 2016	13,150	→
Quarter ending March 2017	13,241	→
<b>Variance since March 2016</b>	<b>1.5%</b>	<b>→</b>



### ACTIVITY

Cumulative percentage of contracted UDA delivered 2016 & 2017



Month	Adjusted Scheduled Activity (UDA)	
	2016	2017
April	1,203	659
May	4,192	5,738
June	6,777	8,100
July	11,731	12,879
August	14,669	17,054
September	19,224	20,478
October	23,719	23,666
November	27,908	27,068
December	32,204	31,056
January	33,999	35,530
February	39,933	39,293
March	43,584	44,786
April	45,292	46,177
May	45,340	46,352
June	45,385	46,361

### QUALITY

	Quantity	Base Number	Contract	AT	Region	England
% of FP17s for the same patient ID Re-attending within 3 months - Children	392	3,893	10.1%	11.2%	12.0%	12.3%
% of FP17s for the same patient ID Re-attending within 3 months - Adults	2,804	15,238	18.4%	15.2%	16.0%	16.7%
% of FP17s for the same patient ID Re-attending between 3 & 9 months - Children	2,322	3,893	59.6%	58.8%	58.8%	57.6%
% of FP17s for the same patient ID Re-attending between 3 & 9 months - Adults	7,830	15,238	51.4%	49.2%	51.2%	50.1%
% of FP17s for Band 1 Urgent Courses	2,220	19,004	11.7%	9.5%	8.0%	9.1%
% of FP17s Relating to Free Repair or Replacements	515	19,004	2.7%	0.8%	0.8%	0.8%
% of FP17s Relating to Continuations	137	19,004	0.7%	1.3%	1.2%	1.2%
% of Patients satisfied with the dentistry they have received	24	24	100.0%	91.9%	92.7%	92.8%
% of Patients satisfied with the time they had to wait for an appointment	23	24	95.8%	86.5%	89.1%	88.7%

\* This is based on patients treated on this contract for their most recent course of treatment. Figures in italics indicate the base number of FP17s or Patient Questionnaire responses are less than 100. N/A is shown where the base number of responses is less than 10 during the period. % is calculated as Quantity/Base number\*100

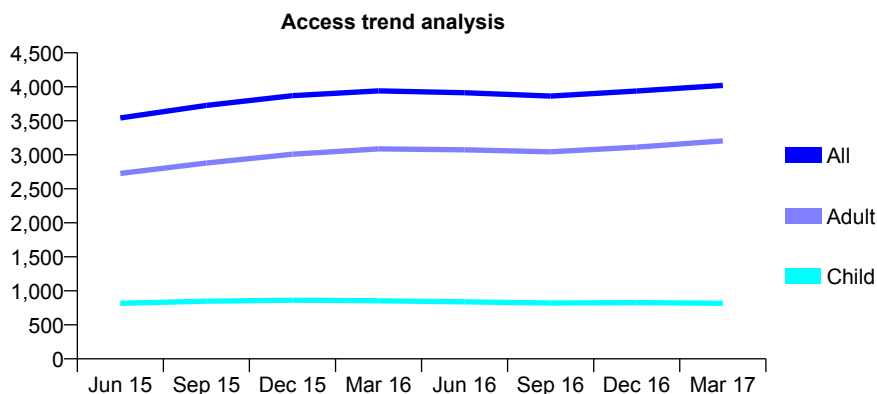
## Q56 - Vital Signs At a Glance Contract Report for 193070/0001 - Year end March 2017

Name or company name	Wickham Dental Practice Ltd
Contract type name	Pilot Contract
Purpose of contract	General
Contract start date	01/06/2014
Contract end date	

16/17 Contracted general activity (UDA)	11,872
Carry forward general activity (UDA)	0
16/17 Contracted orthodontic activity (UOA)	0
Carry forward orthodontic activity (UOA)	0
Baseline contract value	£277,542.12

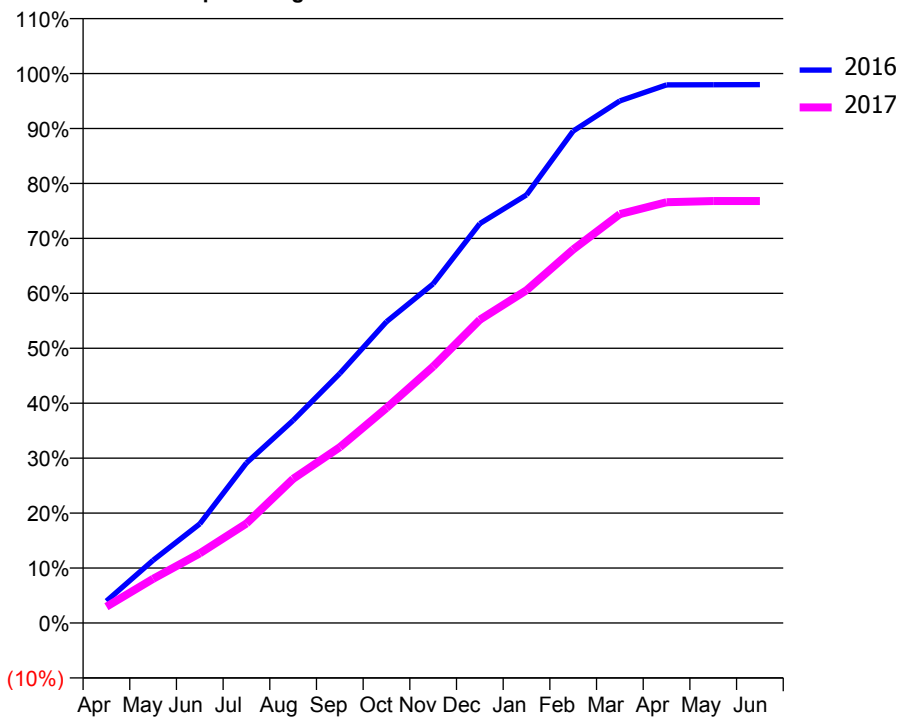
### ACCESS\*

Patients seen in 24 months	Total	Change since previous quarter
Quarter ending March 2016	3,941	
Quarter ending June 2016	3,912	→
Quarter ending September 2016	3,864	↓
Quarter ending December 2016	3,938	→
Quarter ending March 2017	4,021	↑
<b>Variance since March 2016</b>	<b>2.0%</b>	<b>↑</b>



### ACTIVITY

Cumulative percentage of contracted UDA delivered 2016 & 2017



Month	Adjusted Scheduled Activity (UDA)	
	2016	2017
April	473	352
May	1,355	956
June	2,142	1,504
July	3,459	2,150
August	4,378	3,117
September	5,391	3,799
October	6,510	4,646
November	7,329	5,541
December	8,631	6,552
January	9,250	7,189
February	10,629	8,072
March	11,282	8,835
April	11,627	9,091
May	11,630	9,116
June	11,631	9,116

### QUALITY

	Quantity	Base Number	Contract	AT	Region	England
% of FP17s for the same patient ID Re-attending within 3 months - Children	26	908	2.9%	11.2%	12.0%	12.3%
% of FP17s for the same patient ID Re-attending within 3 months - Adults	459	3,481	13.2%	15.2%	16.0%	16.7%
% of FP17s for the same patient ID Re-attending between 3 & 9 months - Children	430	908	47.4%	58.8%	58.8%	57.6%
% of FP17s for the same patient ID Re-attending between 3 & 9 months - Adults	1,497	3,481	43.0%	49.2%	51.2%	50.1%
% of FP17s for Band 1 Urgent Courses	206	4,314	4.8%	9.5%	8.0%	9.1%
% of FP17s Relating to Free Repair or Replacements	27	4,314	0.6%	0.8%	0.8%	0.8%
% of FP17s Relating to Continuations	100	4,314	2.3%	1.3%	1.2%	1.2%
% of Patients satisfied with the dentistry they have received	8	12	66.7%	91.9%	92.7%	92.8%
% of Patients satisfied with the time they had to wait for an appointment	8	12	66.7%	86.5%	89.1%	88.7%

\* This is based on patients treated on this contract for their most recent course of treatment. Figures in italics indicate the base number of FP17s or Patient Questionnaire responses are less than 100. N/A is shown where the base number of responses is less than 10 during the period. % is calculated as Quantity/Base number\*100



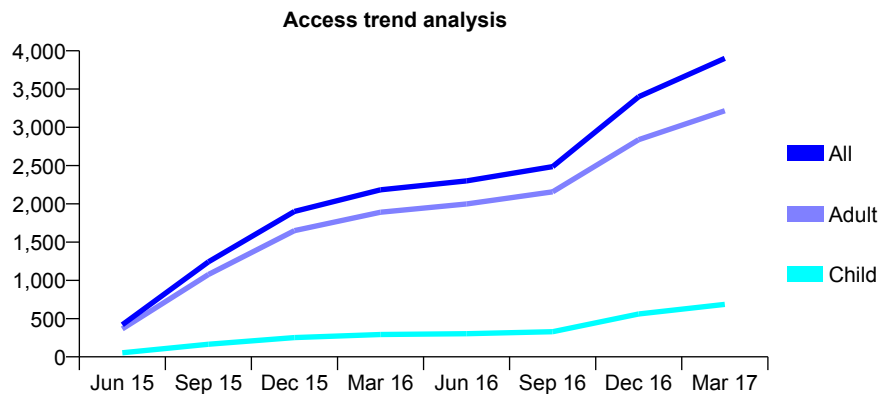
## Q56 - Vital Signs At a Glance Contract Report for 193712/0001 - Year end March 2017

Name or company name	Dr K.A Fagher & Dr A. Surti
Contract type name	GDS Contract
Purpose of contract	General
Contract start date	08/05/2015
Contract end date	

16/17 Contracted general activity (UDA)	9,810
Carry forward general activity (UDA)	-39
16/17 Contracted orthodontic activity (UOA)	0
Carry forward orthodontic activity (UOA)	0
Baseline contract value	£236,112.11

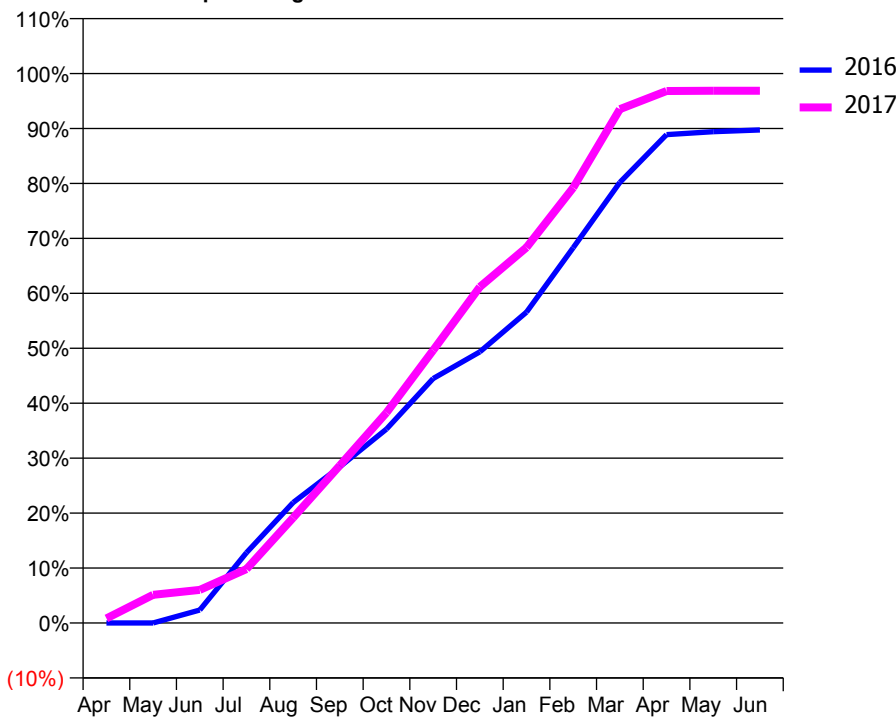
### ACCESS\*

Patients seen in 24 months	Total	Change since previous quarter
Quarter ending March 2016	2,183	
Quarter ending June 2016	2,300	↑
Quarter ending September 2016	2,486	↑
Quarter ending December 2016	3,399	↑
Quarter ending March 2017	3,901	↑
<b>Variance since March 2016</b>	<b>78.7%</b>	<b>↑</b>



### ACTIVITY

Cumulative percentage of contracted UDA delivered 2016 & 2017



### QUALITY

	Quantity	Base Number	Contract	AT	Region	England
% of FP17s for the same patient ID Re-attending within 3 months - Children	34	823	4.1%	11.2%	12.0%	12.3%
% of FP17s for the same patient ID Re-attending within 3 months - Adults	550	4,429	12.4%	15.2%	16.0%	16.7%
% of FP17s for the same patient ID Re-attending between 3 & 9 months - Children	177	823	21.5%	58.8%	58.8%	57.6%
% of FP17s for the same patient ID Re-attending between 3 & 9 months - Adults	1,555	4,429	35.1%	49.2%	51.2%	50.1%
% of FP17s for Band 1 Urgent Courses	339	5,135	6.6%	9.5%	8.0%	9.1%
% of FP17s Relating to Free Repair or Replacements	21	5,135	0.4%	0.8%	0.8%	0.8%
% of FP17s Relating to Continuations	35	5,135	0.7%	1.3%	1.2%	1.2%
% of Patients satisfied with the dentistry they have received	21	21	100.0%	91.9%	92.7%	92.8%
% of Patients satisfied with the time they had to wait for an appointment	18	21	85.7%	86.5%	89.1%	88.7%

\* This is based on patients treated on this contract for their most recent course of treatment. Figures in italics indicate the base number of FP17s or Patient Questionnaire responses are less than 100. N/A is shown where the base number of responses is less than 10 during the period. % is calculated as Quantity/Base number\*100

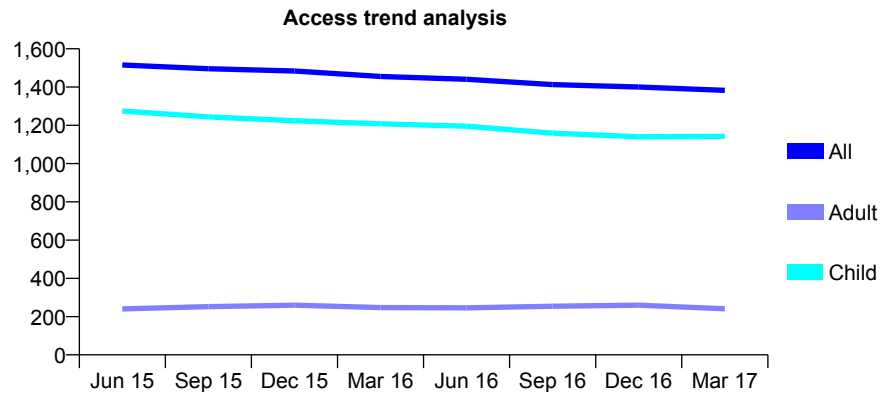
## Q56 - Vital Signs At a Glance Contract Report for 195618/0001 - Year end March 2017

Name or company name	Dr P Wilson and Dr G Singh
Contract type name	GDS Contract
Purpose of contract	General
Contract start date	01/06/2008
Contract end date	

16/17 Contracted general activity (UDA)	3,217
Carry forward general activity (UDA)	0
16/17 Contracted orthodontic activity (UOA)	0
Carry forward orthodontic activity (UOA)	0
Baseline contract value	£90,629.86

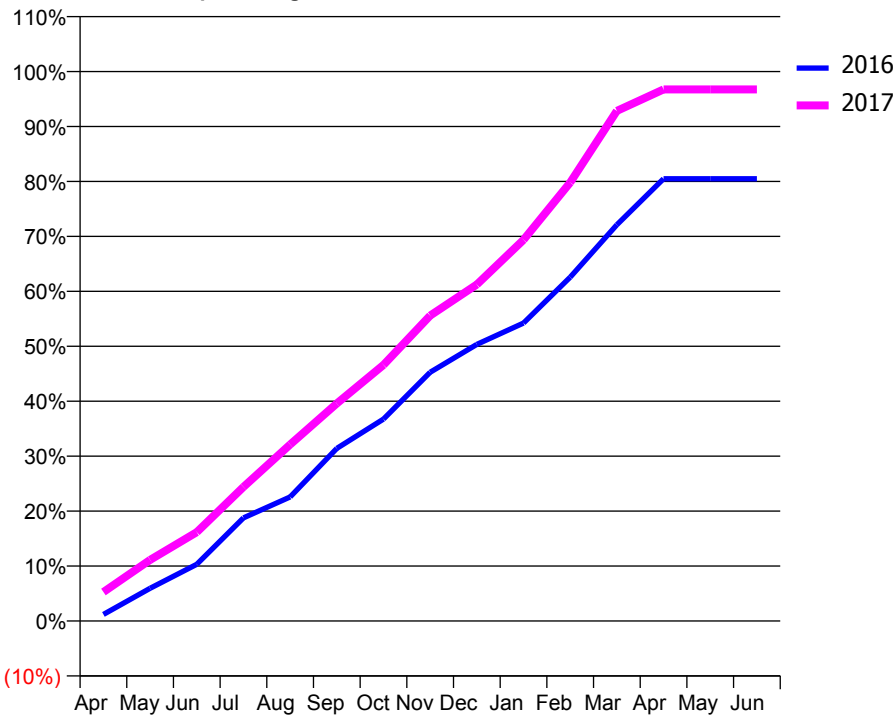
### ACCESS\*

Patients seen in 24 months	Total	Change since previous quarter
Quarter ending March 2016	1,455	
Quarter ending June 2016	1,441	→
Quarter ending September 2016	1,413	↓
Quarter ending December 2016	1,400	→
Quarter ending March 2017	1,383	↓
<b>Variance since March 2016</b>	<b>(4.9%)</b>	<b>↓</b>



### ACTIVITY

Cumulative percentage of contracted UDA delivered 2016 & 2017



Month	Adjusted Scheduled Activity (UDA)	
	2016	2017
April	54	170
May	266	358
June	461	520
July	839	785
August	1,008	1,034
September	1,403	1,273
October	1,642	1,499
November	2,022	1,788
December	2,249	1,970
January	2,422	2,232
February	2,795	2,568
March	3,221	2,986
April	3,595	3,112
May	3,595	3,112
June	3,595	3,112

### QUALITY

	Quantity	Base Number	Contract	AT	Region	England
% of FP17s for the same patient ID Re-attending within 3 months - Children	102	2,165	4.7%	11.2%	12.0%	12.3%
% of FP17s for the same patient ID Re-attending within 3 months - Adults	8	132	6.1%	15.2%	16.0%	16.7%
% of FP17s for the same patient ID Re-attending between 3 & 9 months - Children	1,678	2,165	77.5%	58.8%	58.8%	57.6%
% of FP17s for the same patient ID Re-attending between 3 & 9 months - Adults	111	132	84.1%	49.2%	51.2%	50.1%
% of FP17s for Band 1 Urgent Courses	47	2,199	2.1%	9.5%	8.0%	9.1%
% of FP17s Relating to Free Repair or Replacements	0	2,199	0.0%	0.8%	0.8%	0.8%
% of FP17s Relating to Continuations	0	2,199	0.0%	1.3%	1.2%	1.2%
% of Patients satisfied with the dentistry they have received	3	3	N/A	91.9%	92.7%	92.8%
% of Patients satisfied with the time they had to wait for an appointment	3	3	N/A	86.5%	89.1%	88.7%

\* This is based on patients treated on this contract for their most recent course of treatment. Figures in italics indicate the base number of FP17s or Patient Questionnaire responses are less than 100. N/A is shown where the base number of responses is less than 10 during the period. % is calculated as Quantity/Base number\*100

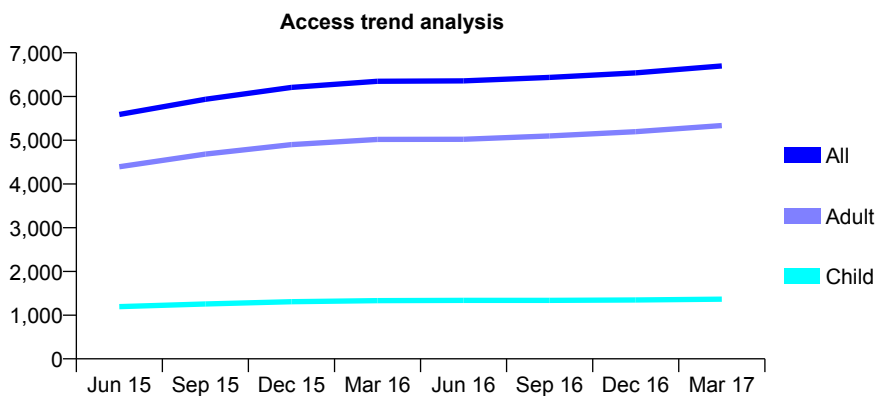
## Q56 - Vital Signs At a Glance Contract Report for 197254/0001 - Year end March 2017

Name or company name	Miss Susan Allen and Mr Terence Michael .
Contract type name	GDS Contract
Purpose of contract	General
Contract start date	01/03/2014
Contract end date	

16/17 Contracted general activity (UDA)	20,007
Carry forward general activity (UDA)	-343
16/17 Contracted orthodontic activity (UOA)	0
Carry forward orthodontic activity (UOA)	0
Baseline contract value	£527,447.64

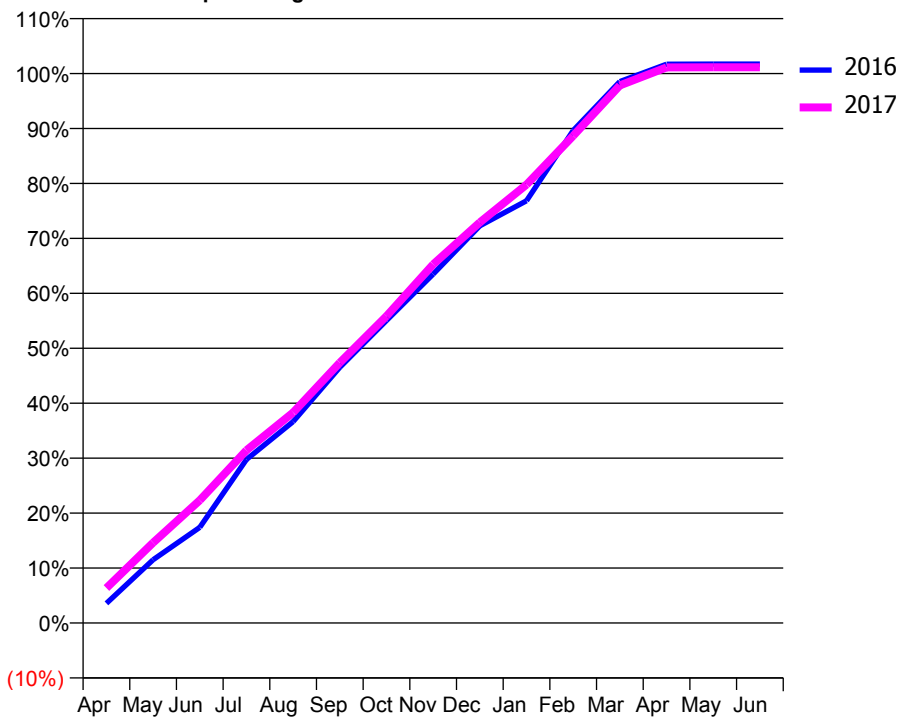
### ACCESS\*

Patients seen in 24 months	Total	Change since previous quarter
Quarter ending March 2016	6,350	
Quarter ending June 2016	6,359	→
Quarter ending September 2016	6,436	→
Quarter ending December 2016	6,541	→
Quarter ending March 2017	6,699	↑
<b>Variance since March 2016</b>	<b>5.5%</b>	<b>↑</b>



### ACTIVITY

Cumulative percentage of contracted UDA delivered 2016 & 2017



Month	Adjusted Scheduled Activity (UDA)	
	2016	2017
April	717	1,274
May	2,304	2,924
June	3,483	4,467
July	5,953	6,289
August	7,334	7,662
September	9,311	9,478
October	11,013	11,172
November	12,702	13,060
December	14,462	14,585
January	15,375	15,963
February	17,933	17,738
March	19,713	19,572
April	20,346	20,228
May	20,350	20,235
June	20,350	20,234

### QUALITY

	Quantity	Base Number	Contract	AT	Region	England
% of FP17s for the same patient ID Re-attending within 3 months - Children	214	2,163	9.9%	11.2%	12.0%	12.3%
% of FP17s for the same patient ID Re-attending within 3 months - Adults	1,166	7,581	15.4%	15.2%	16.0%	16.7%
% of FP17s for the same patient ID Re-attending between 3 & 9 months - Children	1,315	2,163	60.8%	58.8%	58.8%	57.6%
% of FP17s for the same patient ID Re-attending between 3 & 9 months - Adults	3,883	7,581	51.2%	49.2%	51.2%	50.1%
% of FP17s for Band 1 Urgent Courses	1,211	9,757	12.4%	9.5%	8.0%	9.1%
% of FP17s Relating to Free Repair or Replacements	74	9,757	0.8%	0.8%	0.8%	0.8%
% of FP17s Relating to Continuations	78	9,757	0.8%	1.3%	1.2%	1.2%
% of Patients satisfied with the dentistry they have received	12	12	100.0%	91.9%	92.7%	92.8%
% of Patients satisfied with the time they had to wait for an appointment	12	12	100.0%	86.5%	89.1%	88.7%

\* This is based on patients treated on this contract for their most recent course of treatment. Figures in italics indicate the base number of FP17s or Patient Questionnaire responses are less than 100. N/A is shown where the base number of responses is less than 10 during the period. % is calculated as Quantity/Base number\*100

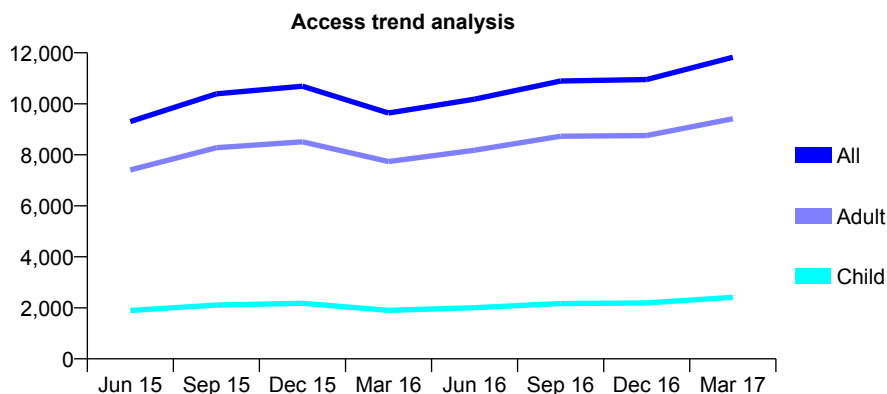
## Q56 - Vital Signs At a Glance Contract Report for 199176/0001 - Year end March 2017

Name or company name	Larry Levin & Jeff Sherer
Contract type name	GDS Contract
Purpose of contract	General
Contract start date	01/04/2013
Contract end date	

16/17 Contracted general activity (UDA)	51,387
Carry forward general activity (UDA)	1,587
16/17 Contracted orthodontic activity (UOA)	0
Carry forward orthodontic activity (UOA)	0
Baseline contract value	£1,065,567.58

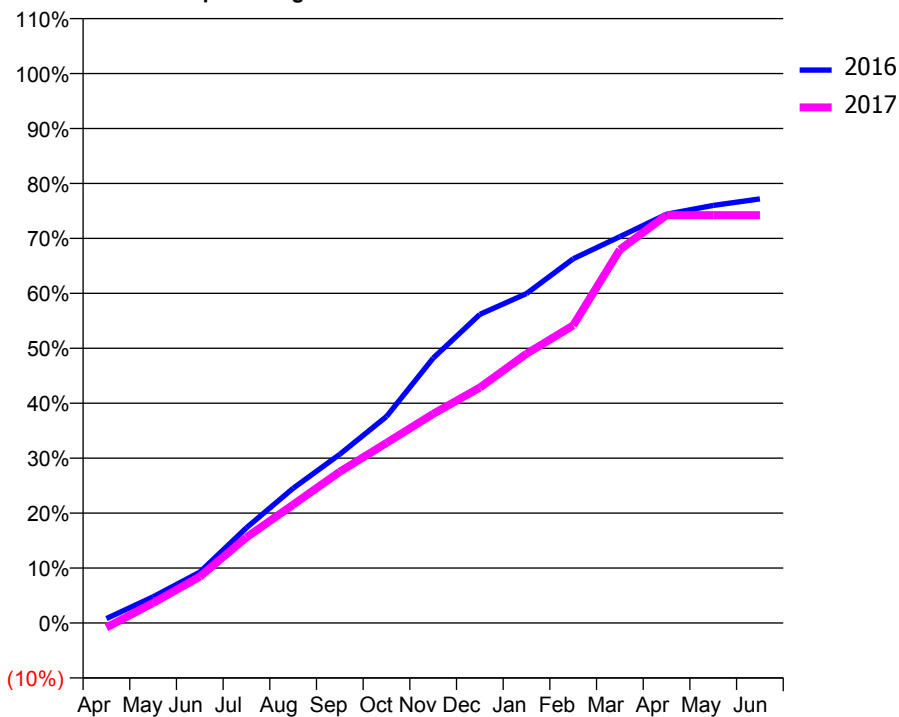
### ACCESS\*

Patients seen in 24 months	Total	Change since previous quarter
Quarter ending March 2016	9,639	
Quarter ending June 2016	10,184	↑
Quarter ending September 2016	10,896	↑
Quarter ending December 2016	10,950	→
Quarter ending March 2017	11,825	↑
<b>Variance since March 2016</b>	<b>22.7%</b>	<b>↑</b>



### ACTIVITY

Cumulative percentage of contracted UDA delivered 2016 & 2017



Month	Adjusted Scheduled Activity (UDA)	
	2016	2017
April	339	-430
May	2,006	1,873
June	3,890	4,330
July	7,284	8,009
August	10,296	11,063
September	12,899	14,150
October	15,779	16,842
November	20,248	19,562
December	23,589	22,015
January	25,177	25,189
February	27,837	27,832
March	29,537	34,920
April	31,247	38,135
May	31,921	38,136
June	32,413	38,136

### QUALITY

	Quantity	Base Number	Contract	AT	Region	England
% of FP17s for the same patient ID Re-attending within 3 months - Children	360	3,343	10.8%	11.2%	12.0%	12.3%
% of FP17s for the same patient ID Re-attending within 3 months - Adults	2,862	13,991	20.5%	15.2%	16.0%	16.7%
% of FP17s for the same patient ID Re-attending between 3 & 9 months - Children	1,304	3,343	39.0%	58.8%	58.8%	57.6%
% of FP17s for the same patient ID Re-attending between 3 & 9 months - Adults	5,021	13,991	35.9%	49.2%	51.2%	50.1%
% of FP17s for Band 1 Urgent Courses	3,385	17,652	19.2%	9.5%	8.0%	9.1%
% of FP17s Relating to Free Repair or Replacements	131	17,652	0.7%	0.8%	0.8%	0.8%
% of FP17s Relating to Continuations	568	17,652	3.2%	1.3%	1.2%	1.2%
% of Patients satisfied with the dentistry they have received	80	90	88.9%	91.9%	92.7%	92.8%
% of Patients satisfied with the time they had to wait for an appointment	72	90	80.0%	86.5%	89.1%	88.7%

\* This is based on patients treated on this contract for their most recent course of treatment. Figures in italics indicate the base number of FP17s or Patient Questionnaire responses are less than 100. N/A is shown where the base number of responses is less than 10 during the period. % is calculated as Quantity/Base number\*100

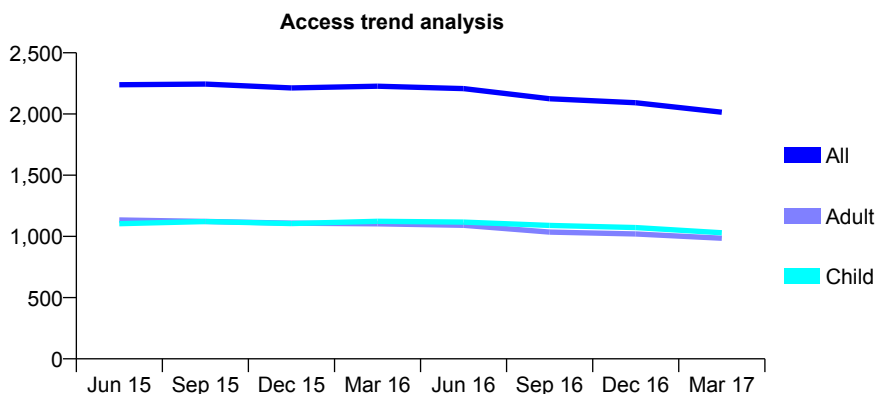
## Q56 - Vital Signs At a Glance Contract Report for 199524/0001 - Year end March 2017

Name or company name	Best, Hardy & Abeln
Contract type name	GDS Contract
Purpose of contract	General
Contract start date	01/04/2009
Contract end date	

16/17 Contracted general activity (UDA)	5,800
Carry forward general activity (UDA)	0
16/17 Contracted orthodontic activity (UOA)	0
Carry forward orthodontic activity (UOA)	0
Baseline contract value	£114,840.00

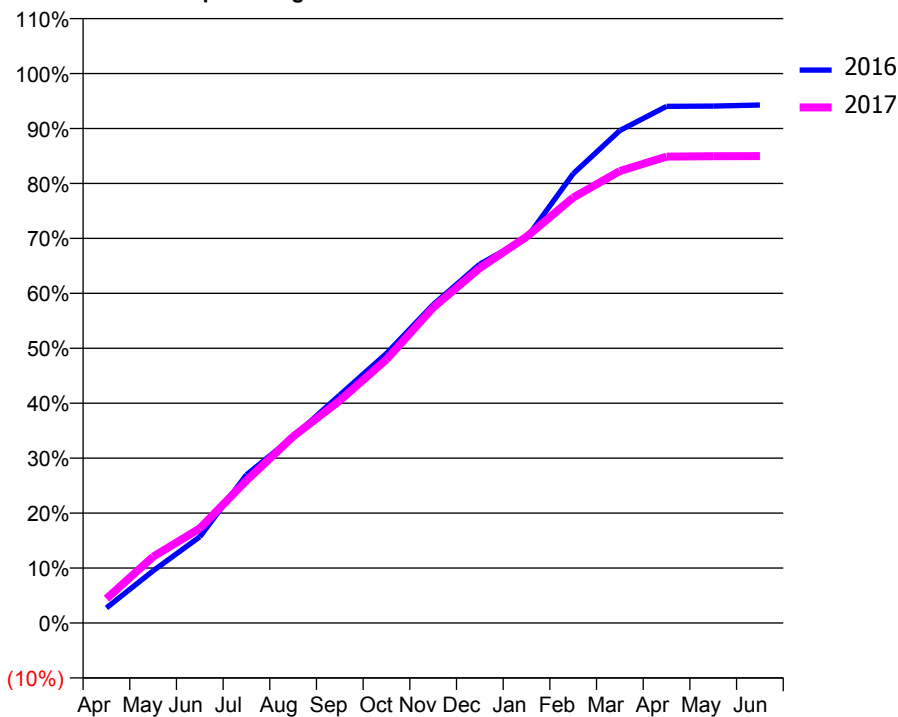
### ACCESS\*

Patients seen in 24 months	Total	Change since previous quarter
Quarter ending March 2016	2,227	
Quarter ending June 2016	2,208	→
Quarter ending September 2016	2,125	↓
Quarter ending December 2016	2,092	↓
Quarter ending March 2017	2,015	↓
<b>Variance since March 2016</b>	<b>(9.5%)</b>	↓



### ACTIVITY

Cumulative percentage of contracted UDA delivered 2016 & 2017



Adjusted Scheduled Activity (UDA)

Month	2016	2017
April	167	257
May	576	700
June	951	998
July	1,635	1,504
August	2,055	1,969
September	2,517	2,349
October	2,974	2,782
November	3,513	3,330
December	3,961	3,748
January	4,248	4,077
February	4,958	4,491
March	5,436	4,770
April	5,701	4,923
May	5,705	4,927
June	5,717	4,928

### QUALITY

	Quantity	Base Number	Contract	AT	Region	England
% of FP17s for the same patient ID Re-attending within 3 months - Children	163	1,558	10.5%	11.2%	12.0%	12.3%
% of FP17s for the same patient ID Re-attending within 3 months - Adults	272	1,183	23.0%	15.2%	16.0%	16.7%
% of FP17s for the same patient ID Re-attending between 3 & 9 months - Children	940	1,558	60.3%	58.8%	58.8%	57.6%
% of FP17s for the same patient ID Re-attending between 3 & 9 months - Adults	607	1,183	51.3%	49.2%	51.2%	50.1%
% of FP17s for Band 1 Urgent Courses	286	2,667	10.7%	9.5%	8.0%	9.1%
% of FP17s Relating to Free Repair or Replacements	1	2,667	0.0%	0.8%	0.8%	0.8%
% of FP17s Relating to Continuations	0	2,667	0.0%	1.3%	1.2%	1.2%
% of Patients satisfied with the dentistry they have received	2	2	N/A	91.9%	92.7%	92.8%
% of Patients satisfied with the time they had to wait for an appointment	2	2	N/A	86.5%	89.1%	88.7%

\* This is based on patients treated on this contract for their most recent course of treatment. Figures in italics indicate the base number of FP17s or Patient Questionnaire responses are less than 100. N/A is shown where the base number of responses is less than 10 during the period. % is calculated as Quantity/Base number\*100

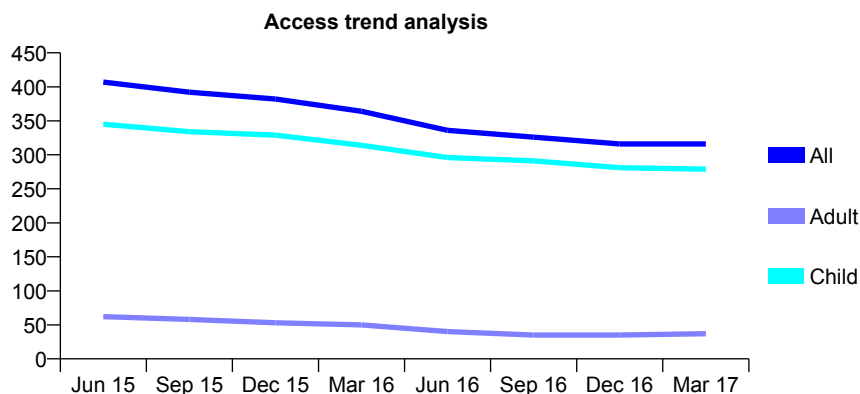
## Q56 - Vital Signs At a Glance Contract Report for 204595/0002 - Year end March 2017

Name or company name	MR MA OATES
Contract type name	GDS Contract
Purpose of contract	General
Contract start date	03/07/2011
Contract end date	

16/17 Contracted general activity (UDA)	487
Carry forward general activity (UDA)	-10
16/17 Contracted orthodontic activity (UOA)	0
Carry forward orthodontic activity (UOA)	0
Baseline contract value	£10,233.69

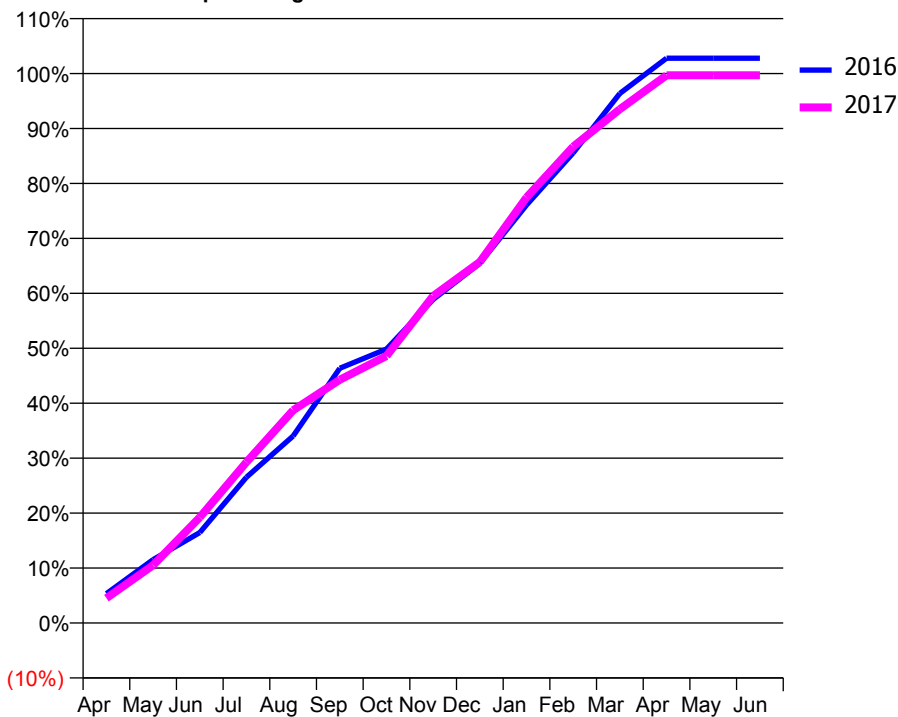
### ACCESS\*

Patients seen in 24 months	Total	Change since previous quarter
Quarter ending March 2016	364	
Quarter ending June 2016	336	↓
Quarter ending September 2016	326	↓
Quarter ending December 2016	316	↓
Quarter ending March 2017	316	→
<b>Variance since March 2016</b>	<b>(13.2%)</b>	<b>↓</b>



### ACTIVITY

Cumulative percentage of contracted UDA delivered 2016 & 2017



Adjusted Scheduled Activity (UDA)

Month	2016	2017
April	26	22
May	56	51
June	80	94
July	129	143
August	166	189
September	226	216
October	243	237
November	287	290
December	319	320
January	370	377
February	417	422
March	469	455
April	501	485
May	501	485
June	501	485

### QUALITY

	Quantity	Base Number	Contract	AT	Region	England
% of FP17s for the same patient ID Re-attending within 3 months - Children	14	385	3.6%	11.2%	12.0%	12.3%
% of FP17s for the same patient ID Re-attending within 3 months - Adults	0	18	0.0%	15.2%	16.0%	16.7%
% of FP17s for the same patient ID Re-attending between 3 & 9 months - Children	208	385	54.0%	58.8%	58.8%	57.6%
% of FP17s for the same patient ID Re-attending between 3 & 9 months - Adults	9	18	50.0%	49.2%	51.2%	50.1%
% of FP17s for Band 1 Urgent Courses	12	403	3.0%	9.5%	8.0%	9.1%
% of FP17s Relating to Free Repair or Replacements	0	403	0.0%	0.8%	0.8%	0.8%
% of FP17s Relating to Continuations	0	403	0.0%	1.3%	1.2%	1.2%
% of Patients satisfied with the dentistry they have received	0	0	N/A	91.9%	92.7%	92.8%
% of Patients satisfied with the time they had to wait for an appointment	0	0	N/A	86.5%	89.1%	88.7%

\* This is based on patients treated on this contract for their most recent course of treatment. Figures in italics indicate the base number of FP17s or Patient Questionnaire responses are less than 100. N/A is shown where the base number of responses is less than 10 during the period. % is calculated as Quantity/Base number\*100

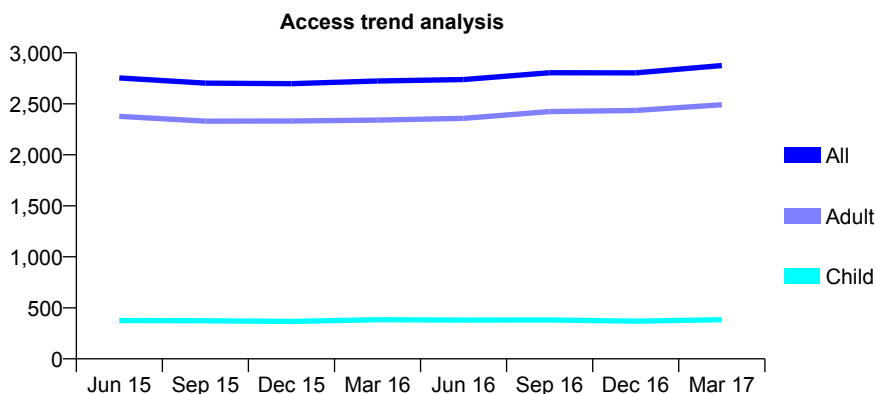
## Q56 - Vital Signs At a Glance Contract Report for 205400/0001 - Year end March 2017

Name or company name	MR IS SMITH
Contract type name	GDS Contract
Purpose of contract	General
Contract start date	01/04/2006
Contract end date	

16/17 Contracted general activity (UDA)	11,455
Carry forward general activity (UDA)	0
16/17 Contracted orthodontic activity (UOA)	0
Carry forward orthodontic activity (UOA)	0
Baseline contract value	£251,631.18

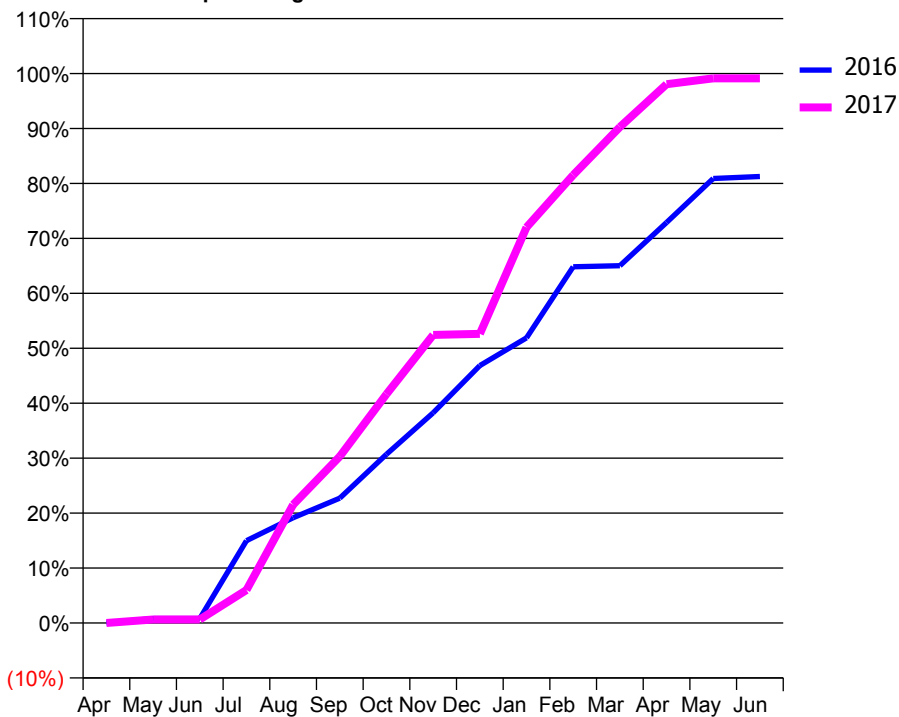
### ACCESS\*

Patients seen in 24 months	Total	Change since previous quarter
Quarter ending March 2016	2,724	
Quarter ending June 2016	2,738	→
Quarter ending September 2016	2,805	↑
Quarter ending December 2016	2,803	→
Quarter ending March 2017	2,875	↑
<b>Variance since March 2016</b>	<b>5.5%</b>	<b>↑</b>



### ACTIVITY

Cumulative percentage of contracted UDA delivered 2016 & 2017



Adjusted Scheduled Activity (UDA)

Month	2016	2017
April	0	1
May	94	74
June	94	75
July	1,717	688
August	2,196	2,466
September	2,604	3,473
October	3,517	4,771
November	4,381	6,004
December	5,366	6,027
January	5,943	8,250
February	7,427	9,339
March	7,448	10,340
April	8,348	11,232
May	9,268	11,354
June	9,308	11,354

### QUALITY

	Quantity	Base Number	Contract	AT	Region	England
% of FP17s for the same patient ID Re-attending within 3 months - Children	31	673	4.6%	11.2%	12.0%	12.3%
% of FP17s for the same patient ID Re-attending within 3 months - Adults	909	5,477	16.6%	15.2%	16.0%	16.7%
% of FP17s for the same patient ID Re-attending between 3 & 9 months - Children	467	673	69.4%	58.8%	58.8%	57.6%
% of FP17s for the same patient ID Re-attending between 3 & 9 months - Adults	3,382	5,477	61.7%	49.2%	51.2%	50.1%
% of FP17s for Band 1 Urgent Courses	161	4,388	3.7%	9.5%	8.0%	9.1%
% of FP17s Relating to Free Repair or Replacements	8	4,388	0.2%	0.8%	0.8%	0.8%
% of FP17s Relating to Continuations	5	4,388	0.1%	1.3%	1.2%	1.2%
% of Patients satisfied with the dentistry they have received	13	14	92.9%	91.9%	92.7%	92.8%
% of Patients satisfied with the time they had to wait for an appointment	14	14	100.0%	86.5%	89.1%	88.7%

\* This is based on patients treated on this contract for their most recent course of treatment. Figures in italics indicate the base number of FP17s or Patient Questionnaire responses are less than 100. N/A is shown where the base number of responses is less than 10 during the period. % is calculated as Quantity/Base number\*100



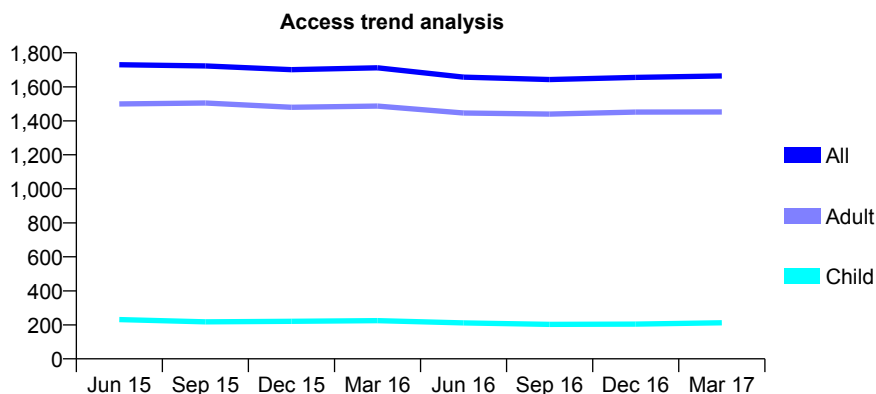
## Q56 - Vital Signs At a Glance Contract Report for 209325/0001 - Year end March 2017

Name or company name	Broad Street Dental Surgery
Contract type name	GDS Contract
Purpose of contract	General and Orthodontic
Contract start date	01/04/2006
Contract end date	

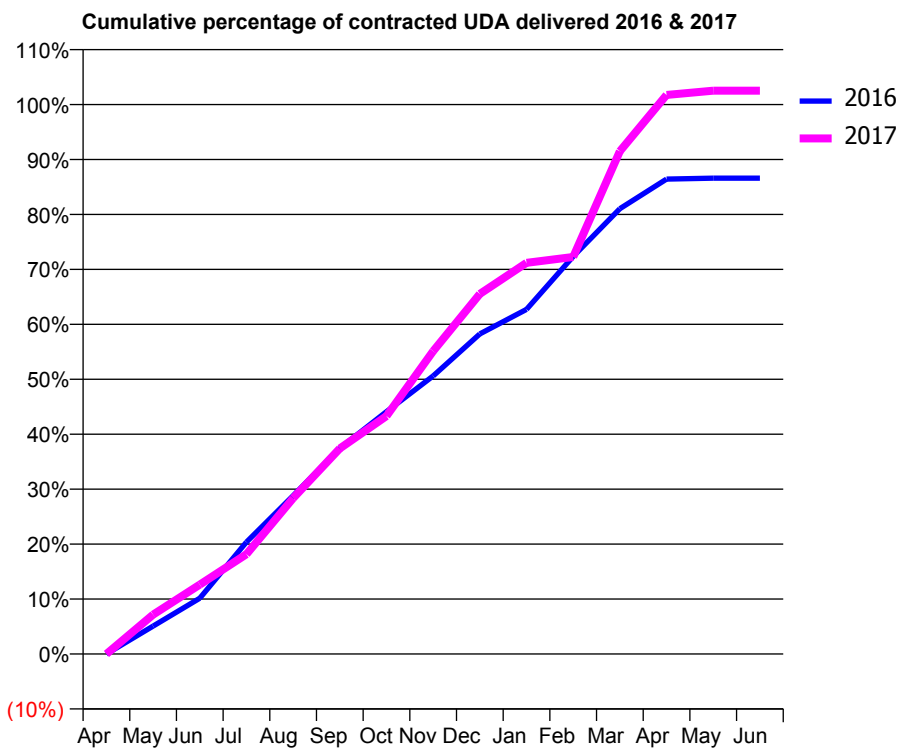
16/17 Contracted general activity (UDA)	4,640
Carry forward general activity (UDA)	0
16/17 Contracted orthodontic activity (UOA)	420
Carry forward orthodontic activity (UOA)	0
Baseline contract value	£172,130.03

### ACCESS\*

Patients seen in 24 months	Total	Change since previous quarter
Quarter ending March 2016	1,712	
Quarter ending June 2016	1,657	↓
Quarter ending September 2016	1,643	→
Quarter ending December 2016	1,655	→
Quarter ending March 2017	1,664	→
<b>Variance since March 2016</b>	<b>(2.8%)</b>	<b>↓</b>



### ACTIVITY



Month	Adjusted Scheduled Activity (UDA)	
	2016	2017
April	0	0
May	235	332
June	472	586
July	945	842
August	1,337	1,315
September	1,738	1,736
October	2,046	2,009
November	2,349	2,557
December	2,703	3,040
January	2,910	3,303
February	3,358	3,352
March	3,760	4,246
April	4,010	4,721
May	4,018	4,756
June	4,018	4,756

### QUALITY

	Quantity	Base Number	Contract	AT	Region	England
% of FP17s for the same patient ID Re-attending within 3 months - Children	10	226	4.4%	11.2%	12.0%	12.3%
% of FP17s for the same patient ID Re-attending within 3 months - Adults	208	1,779	11.7%	15.2%	16.0%	16.7%
% of FP17s for the same patient ID Re-attending between 3 & 9 months - Children	67	226	29.6%	58.8%	58.8%	57.6%
% of FP17s for the same patient ID Re-attending between 3 & 9 months - Adults	564	1,779	31.7%	49.2%	51.2%	50.1%
% of FP17s for Band 1 Urgent Courses	41	2,153	1.9%	9.5%	8.0%	9.1%
% of FP17s Relating to Free Repair or Replacements	1	2,153	0.0%	0.8%	0.8%	0.8%
% of FP17s Relating to Continuations	20	2,153	0.9%	1.3%	1.2%	1.2%
% of Patients satisfied with the dentistry they have received	5	5	N/A	91.9%	92.7%	92.8%
% of Patients satisfied with the time they had to wait for an appointment	5	5	N/A	86.5%	89.1%	88.7%

\* This is based on patients treated on this contract for their most recent course of treatment. Figures in italics indicate the base number of FP17s or Patient Questionnaire responses are less than 100. N/A is shown where the base number of responses is less than 10 during the period. % is calculated as Quantity/Base number\*100

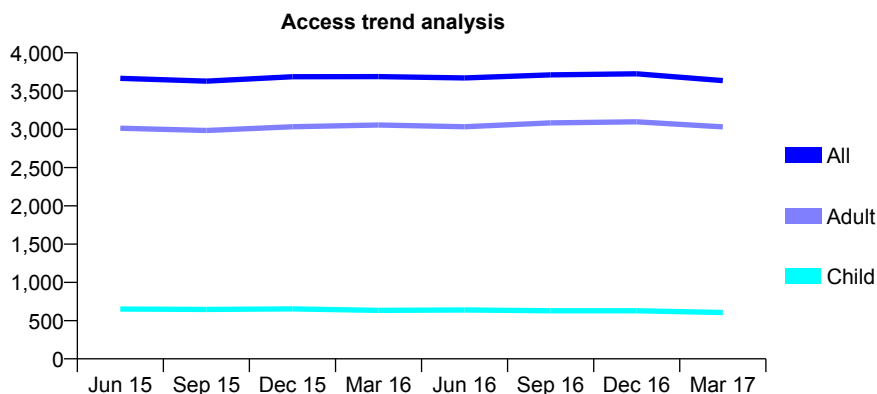
## Q56 - Vital Signs At a Glance Contract Report for 213128/0003 - Year end March 2017

Name or company name	MR RA BURKETT
Contract type name	GDS Contract
Purpose of contract	General
Contract start date	28/03/2013
Contract end date	

16/17 Contracted general activity (UDA)	7,548
Carry forward general activity (UDA)	24
16/17 Contracted orthodontic activity (UOA)	0
Carry forward orthodontic activity (UOA)	0
Baseline contract value	£165,414.15

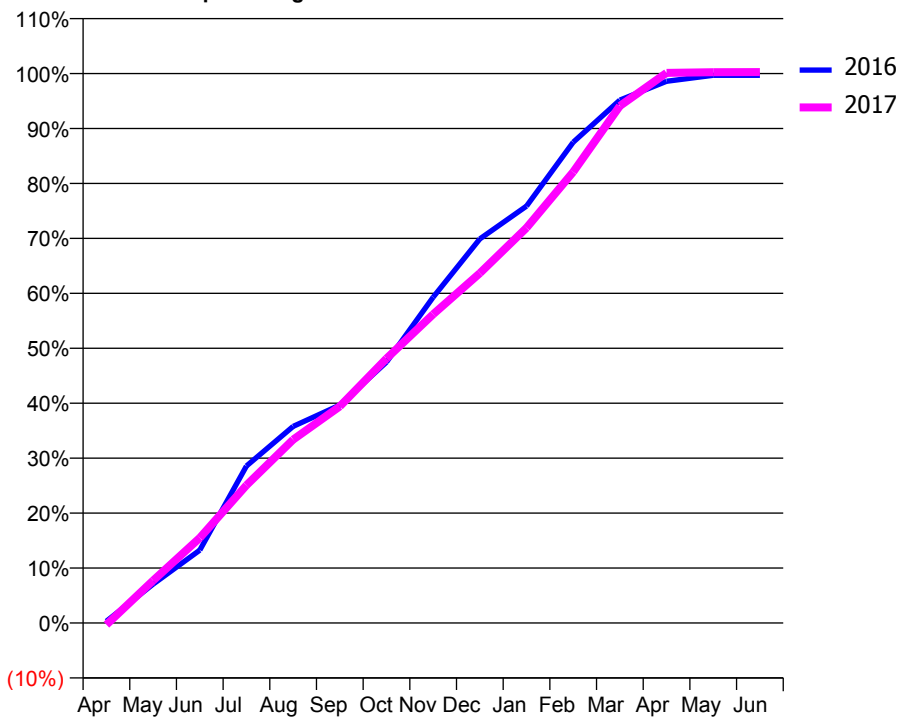
### ACCESS\*

Patients seen in 24 months	Total	Change since previous quarter
Quarter ending March 2016	3,689	
Quarter ending June 2016	3,671	→
Quarter ending September 2016	3,712	→
Quarter ending December 2016	3,726	→
Quarter ending March 2017	3,637	↓
<b>Variance since March 2016</b>	<b>(1.4%)</b>	<b>↓</b>



### ACTIVITY

Cumulative percentage of contracted UDA delivered 2016 & 2017



Adjusted Scheduled Activity (UDA)

Month	2016	2017
April	24	-24
May	534	583
June	1,002	1,170
July	2,158	1,893
August	2,701	2,519
September	2,994	2,976
October	3,583	3,634
November	4,475	4,241
December	5,277	4,806
January	5,727	5,429
February	6,605	6,195
March	7,182	7,102
April	7,441	7,556
May	7,524	7,566
June	7,524	7,567

### QUALITY

	Quantity	Base Number	Contract	AT	Region	England
% of FP17s for the same patient ID Re-attending within 3 months - Children	31	536	5.8%	11.2%	12.0%	12.3%
% of FP17s for the same patient ID Re-attending within 3 months - Adults	275	2,790	9.9%	15.2%	16.0%	16.7%
% of FP17s for the same patient ID Re-attending between 3 & 9 months - Children	86	536	16.0%	58.8%	58.8%	57.6%
% of FP17s for the same patient ID Re-attending between 3 & 9 months - Adults	665	2,790	23.8%	49.2%	51.2%	50.1%
% of FP17s for Band 1 Urgent Courses	271	3,332	8.1%	9.5%	8.0%	9.1%
% of FP17s Relating to Free Repair or Replacements	1	3,332	0.0%	0.8%	0.8%	0.8%
% of FP17s Relating to Continuations	5	3,332	0.2%	1.3%	1.2%	1.2%
% of Patients satisfied with the dentistry they have received	4	4	N/A	91.9%	92.7%	92.8%
% of Patients satisfied with the time they had to wait for an appointment	3	4	N/A	86.5%	89.1%	88.7%

\* This is based on patients treated on this contract for their most recent course of treatment. Figures in italics indicate the base number of FP17s or Patient Questionnaire responses are less than 100. N/A is shown where the base number of responses is less than 10 during the period. % is calculated as Quantity/Base number\*100

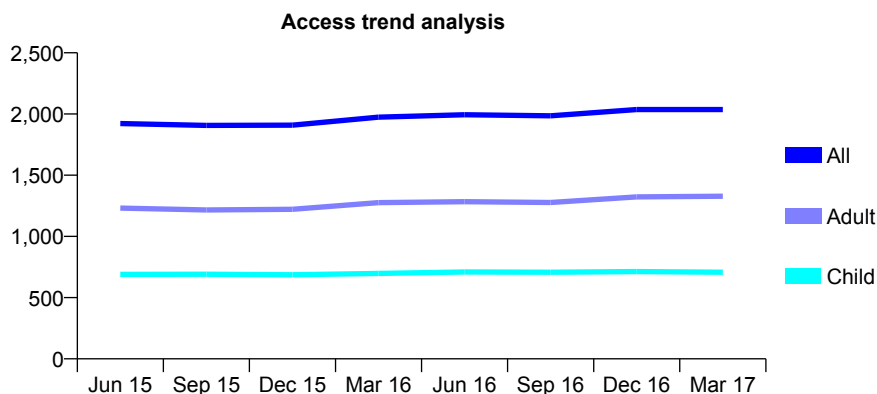
## Q56 - Vital Signs At a Glance Contract Report for 214086/0001 - Year end March 2017

Name or company name	MISS BM WILMERS
Contract type name	GDS Contract
Purpose of contract	General
Contract start date	01/04/2006
Contract end date	

16/17 Contracted general activity (UDA)	4,690
Carry forward general activity (UDA)	11
16/17 Contracted orthodontic activity (UOA)	0
Carry forward orthodontic activity (UOA)	0
Baseline contract value	£105,597.13

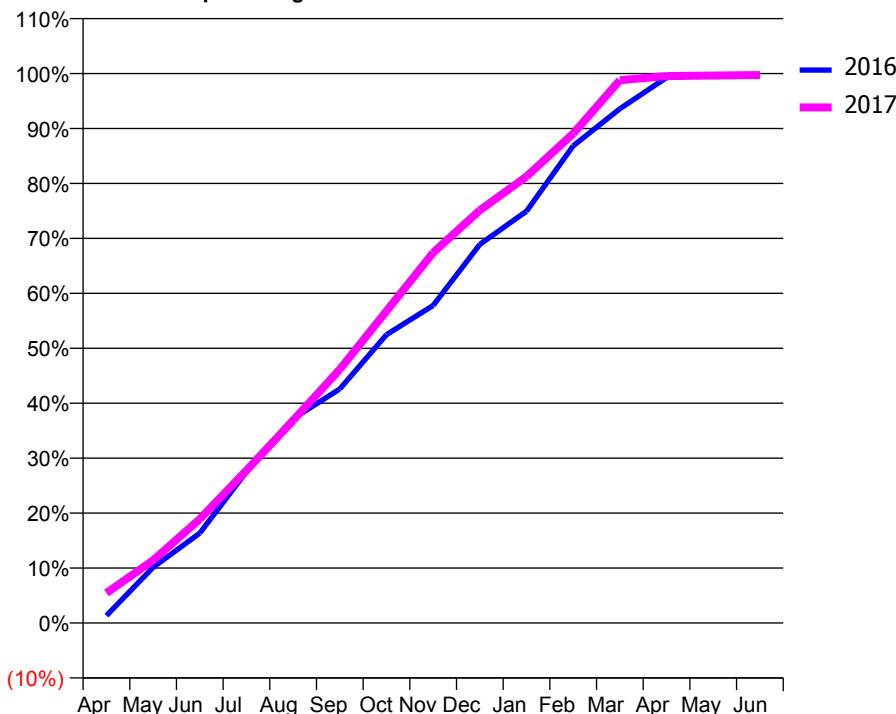
### ACCESS\*

Patients seen in 24 months	Total	Change since previous quarter
Quarter ending March 2016	1,974	
Quarter ending June 2016	1,994	→
Quarter ending September 2016	1,985	→
Quarter ending December 2016	2,036	↑
Quarter ending March 2017	2,036	→
<b>Variance since March 2016</b>	<b>3.1%</b>	<b>↑</b>



### ACTIVITY

Cumulative percentage of contracted UDA delivered 2016 & 2017



Adjusted Scheduled Activity (UDA)

Month	2016	2017
April	63	256
May	476	536
June	768	887
July	1,291	1,302
August	1,745	1,729
September	1,998	2,165
October	2,462	2,663
November	2,711	3,161
December	3,232	3,523
January	3,515	3,811
February	4,072	4,178
March	4,389	4,633
April	4,656	4,668
May	4,679	4,673
June	4,679	4,677

### QUALITY

	Quantity	Base Number	Contract	AT	Region	England
% of FP17s for the same patient ID Re-attending within 3 months - Children	73	1,149	6.4%	11.2%	12.0%	12.3%
% of FP17s for the same patient ID Re-attending within 3 months - Adults	296	1,954	15.1%	15.2%	16.0%	16.7%
% of FP17s for the same patient ID Re-attending between 3 & 9 months - Children	652	1,149	56.7%	58.8%	58.8%	57.6%
% of FP17s for the same patient ID Re-attending between 3 & 9 months - Adults	1,086	1,954	55.6%	49.2%	51.2%	50.1%
% of FP17s for Band 1 Urgent Courses	245	2,965	8.3%	9.5%	8.0%	9.1%
% of FP17s Relating to Free Repair or Replacements	10	2,965	0.3%	0.8%	0.8%	0.8%
% of FP17s Relating to Continuations	50	2,965	1.7%	1.3%	1.2%	1.2%
% of Patients satisfied with the dentistry they have received	5	5	N/A	91.9%	92.7%	92.8%
% of Patients satisfied with the time they had to wait for an appointment	5	5	N/A	86.5%	89.1%	88.7%

\* This is based on patients treated on this contract for their most recent course of treatment. Figures in italics indicate the base number of FP17s or Patient Questionnaire responses are less than 100. N/A is shown where the base number of responses is less than 10 during the period. % is calculated as Quantity/Base number\*100

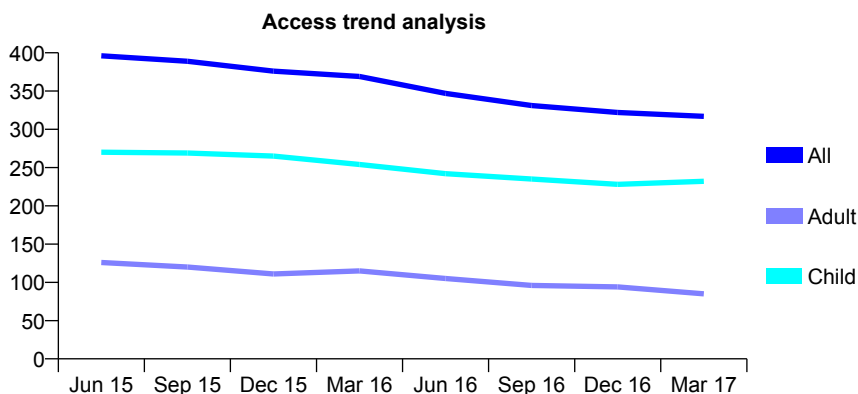
## Q56 - Vital Signs At a Glance Contract Report for 215813/0001 - Year end March 2017

Name or company name	MR CJ WHITER
Contract type name	GDS Contract
Purpose of contract	General
Contract start date	01/04/2006
Contract end date	

16/17 Contracted general activity (UDA)	611
Carry forward general activity (UDA)	0
16/17 Contracted orthodontic activity (UOA)	0
Carry forward orthodontic activity (UOA)	0
Baseline contract value	£12,626.43

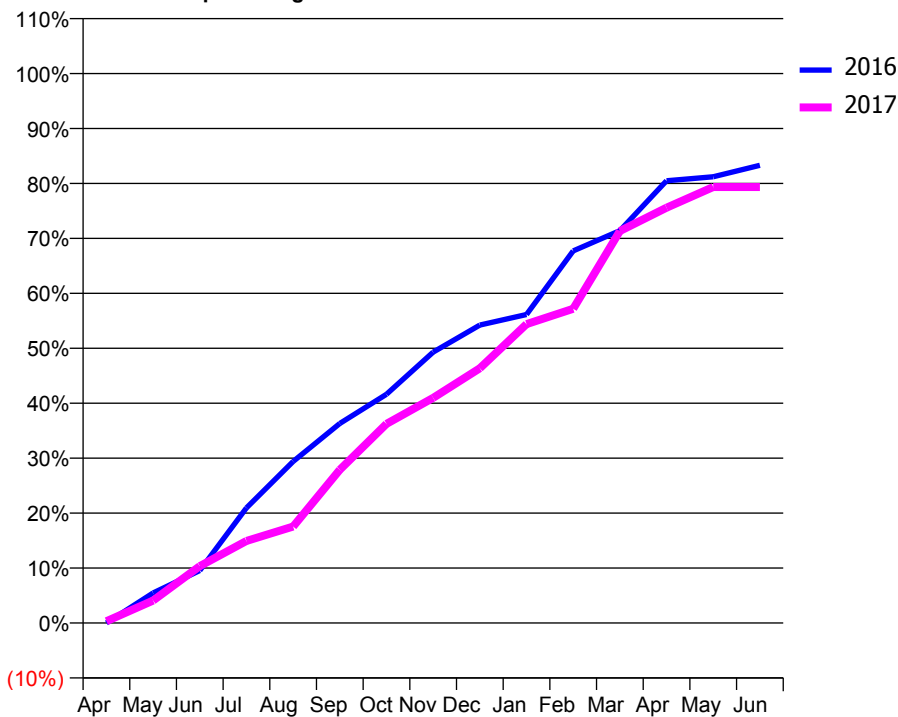
### ACCESS\*

Patients seen in 24 months	Total	Change since previous quarter
Quarter ending March 2016	369	
Quarter ending June 2016	347	↓
Quarter ending September 2016	331	↓
Quarter ending December 2016	322	↓
Quarter ending March 2017	317	↓
<b>Variance since March 2016</b>	<b>(14.1%)</b>	<b>↓</b>



### ACTIVITY

Cumulative percentage of contracted UDA delivered 2016 & 2017



Month	Adjusted Scheduled Activity (UDA)	
	2016	2017
April	0	2
May	37	25
June	65	63
July	142	91
August	200	107
September	247	170
October	283	221
November	335	250
December	368	283
January	381	332
February	460	349
March	485	436
April	546	462
May	551	485
June	566	485

### QUALITY

	Quantity	Base Number	Contract	AT	Region	England
% of FP17s for the same patient ID Re-attending within 3 months - Children	21	382	5.5%	11.2%	12.0%	12.3%
% of FP17s for the same patient ID Re-attending within 3 months - Adults	3	65	4.6%	15.2%	16.0%	16.7%
% of FP17s for the same patient ID Re-attending between 3 & 9 months - Children	265	382	69.4%	58.8%	58.8%	57.6%
% of FP17s for the same patient ID Re-attending between 3 & 9 months - Adults	30	65	46.2%	49.2%	51.2%	50.1%
% of FP17s for Band 1 Urgent Courses	14	404	3.5%	9.5%	8.0%	9.1%
% of FP17s Relating to Free Repair or Replacements	0	404	0.0%	0.8%	0.8%	0.8%
% of FP17s Relating to Continuations	0	404	0.0%	1.3%	1.2%	1.2%
% of Patients satisfied with the dentistry they have received	0	0	N/A	91.9%	92.7%	92.8%
% of Patients satisfied with the time they had to wait for an appointment	0	0	N/A	86.5%	89.1%	88.7%

\* This is based on patients treated on this contract for their most recent course of treatment. Figures in italics indicate the base number of FP17s or Patient Questionnaire responses are less than 100. N/A is shown where the base number of responses is less than 10 during the period. % is calculated as Quantity/Base number\*100

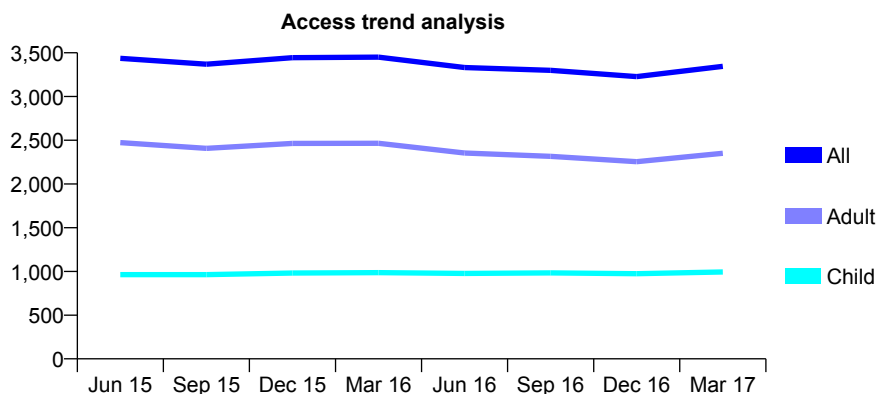
## Q56 - Vital Signs At a Glance Contract Report for 215988/0001 - Year end March 2017

Name or company name	MR PG SANDERS
Contract type name	GDS Contract
Purpose of contract	General
Contract start date	01/04/2006
Contract end date	

16/17 Contracted general activity (UDA)	6,951
Carry forward general activity (UDA)	-139
16/17 Contracted orthodontic activity (UOA)	0
Carry forward orthodontic activity (UOA)	0
Baseline contract value	£187,760.86

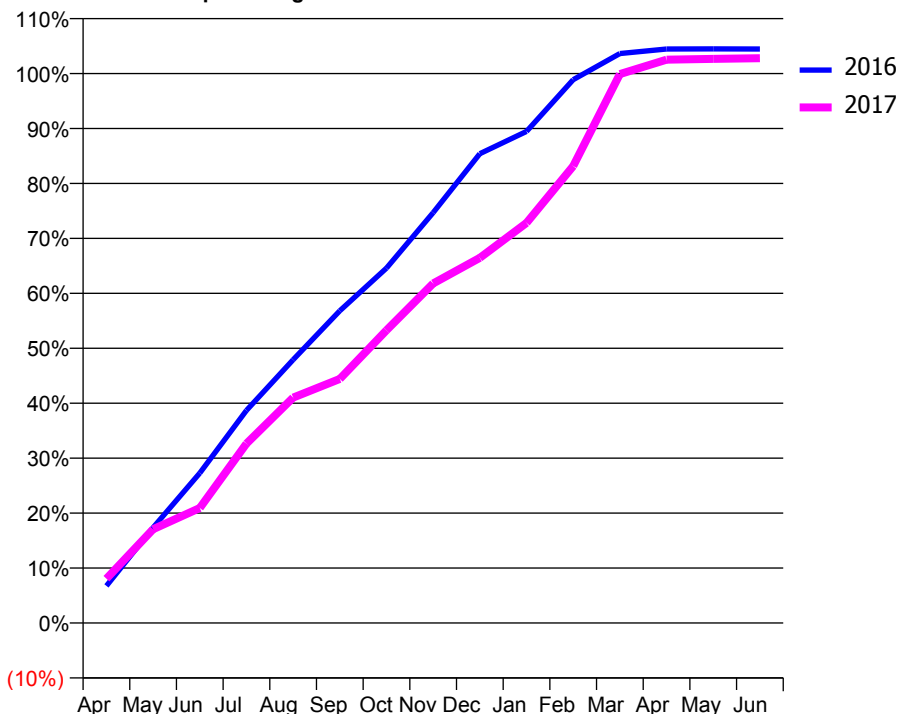
### ACCESS\*

Patients seen in 24 months	Total	Change since previous quarter
Quarter ending March 2016	3,451	
Quarter ending June 2016	3,331	↓
Quarter ending September 2016	3,299	→
Quarter ending December 2016	3,228	↓
Quarter ending March 2017	3,345	↑
<b>Variance since March 2016</b>	<b>(3.1%)</b>	<b>↓</b>



### ACTIVITY

Cumulative percentage of contracted UDA delivered 2016 & 2017



Adjusted Scheduled Activity (UDA)

Month	2016	2017
April	469	562
May	1,206	1,187
June	1,897	1,456
July	2,690	2,269
August	3,330	2,852
September	3,949	3,088
October	4,489	3,703
November	5,192	4,296
December	5,937	4,620
January	6,218	5,060
February	6,873	5,781
March	7,204	6,943
April	7,261	7,126
May	7,262	7,136
June	7,261	7,145

### QUALITY

	Quantity	Base Number	Contract	AT	Region	England
% of FP17s for the same patient ID Re-attending within 3 months - Children	222	1,835	12.1%	11.2%	12.0%	12.3%
% of FP17s for the same patient ID Re-attending within 3 months - Adults	472	3,706	12.7%	15.2%	16.0%	16.7%
% of FP17s for the same patient ID Re-attending between 3 & 9 months - Children	1,195	1,835	65.1%	58.8%	58.8%	57.6%
% of FP17s for the same patient ID Re-attending between 3 & 9 months - Adults	2,447	3,706	66.0%	49.2%	51.2%	50.1%
% of FP17s for Band 1 Urgent Courses	263	4,547	5.8%	9.5%	8.0%	9.1%
% of FP17s Relating to Free Repair or Replacements	11	4,547	0.2%	0.8%	0.8%	0.8%
% of FP17s Relating to Continuations	14	4,547	0.3%	1.3%	1.2%	1.2%
% of Patients satisfied with the dentistry they have received	1	1	N/A	91.9%	92.7%	92.8%
% of Patients satisfied with the time they had to wait for an appointment	1	1	N/A	86.5%	89.1%	88.7%

\* This is based on patients treated on this contract for their most recent course of treatment. Figures in italics indicate the base number of FP17s or Patient Questionnaire responses are less than 100. N/A is shown where the base number of responses is less than 10 during the period. % is calculated as Quantity/Base number\*100

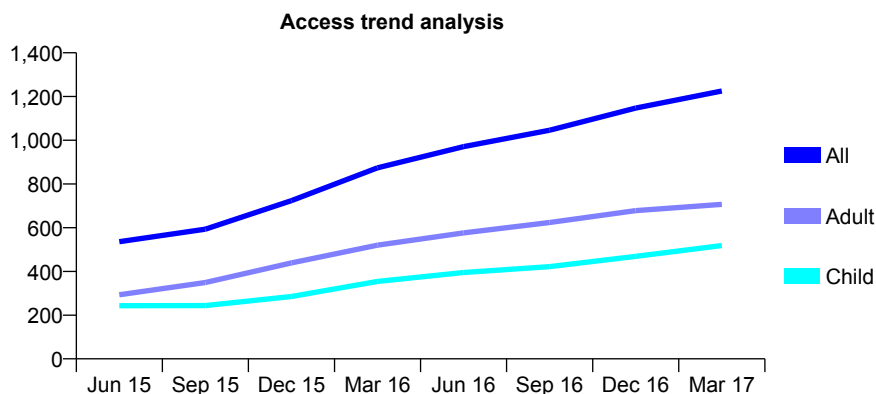
## Q56 - Vital Signs At a Glance Contract Report for 220469/0001 - Year end March 2017

Name or company name	Riverside Dental Surgery
Contract type name	GDS Contract
Purpose of contract	General and Orthodontic
Contract start date	01/04/2006
Contract end date	

16/17 Contracted general activity (UDA)	2,583
Carry forward general activity (UDA)	57
16/17 Contracted orthodontic activity (UOA)	129
Carry forward orthodontic activity (UOA)	0
Baseline contract value	£65,536.59

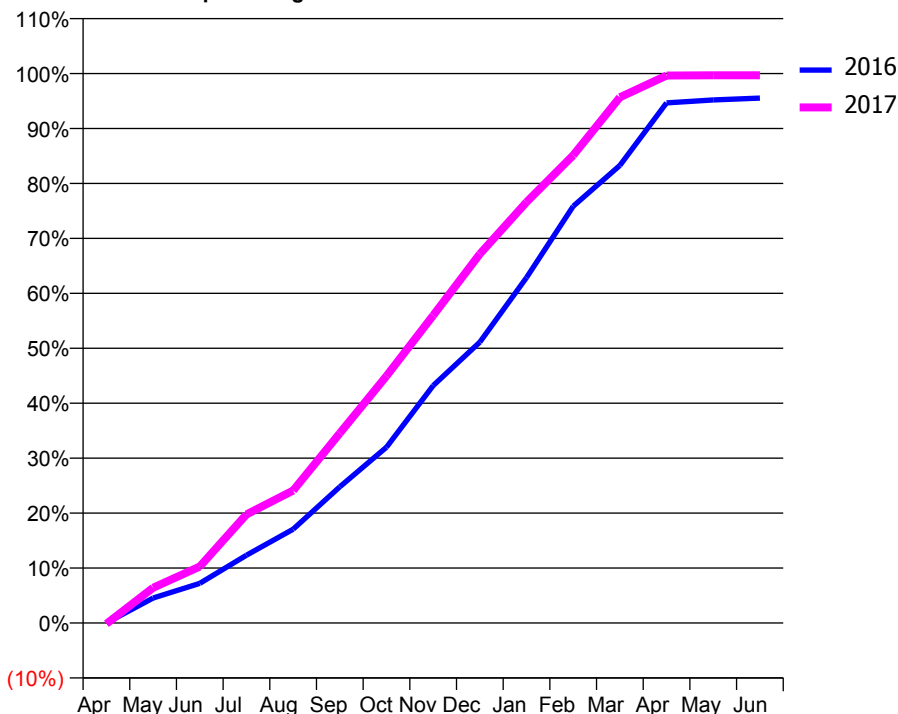
### ACCESS\*

Patients seen in 24 months	Total	Change since previous quarter
Quarter ending March 2016	874	
Quarter ending June 2016	971	↑
Quarter ending September 2016	1,046	↑
Quarter ending December 2016	1,147	↑
Quarter ending March 2017	1,225	↑
<b>Variance since March 2016</b>	<b>40.2%</b>	<b>↑</b>



### ACTIVITY

**Cumulative percentage of contracted UDA delivered 2016 & 2017**



**Adjusted Scheduled Activity (UDA)**

Month	2016	2017
April	0	-4
May	89	166
June	142	266
July	242	511
August	335	623
September	487	892
October	628	1,161
November	848	1,446
December	1,003	1,735
January	1,234	1,979
February	1,489	2,199
March	1,635	2,471
April	1,858	2,573
May	1,868	2,575
June	1,875	2,575

### QUALITY

	Quantity	Base Number	Contract	AT	Region	England
% of FP17s for the same patient ID Re-attending within 3 months - Children	29	728	4.0%	11.2%	12.0%	12.3%
% of FP17s for the same patient ID Re-attending within 3 months - Adults	118	894	13.2%	15.2%	16.0%	16.7%
% of FP17s for the same patient ID Re-attending between 3 & 9 months - Children	369	728	50.7%	58.8%	58.8%	57.6%
% of FP17s for the same patient ID Re-attending between 3 & 9 months - Adults	434	894	48.5%	49.2%	51.2%	50.1%
% of FP17s for Band 1 Urgent Courses	28	1,532	1.8%	9.5%	8.0%	9.1%
% of FP17s Relating to Free Repair or Replacements	16	1,532	1.0%	0.8%	0.8%	0.8%
% of FP17s Relating to Continuations	15	1,532	1.0%	1.3%	1.2%	1.2%
% of Patients satisfied with the dentistry they have received	2	2	N/A	91.9%	92.7%	92.8%
% of Patients satisfied with the time they had to wait for an appointment	1	2	N/A	86.5%	89.1%	88.7%

\* This is based on patients treated on this contract for their most recent course of treatment. Figures in italics indicate the base number of FP17s or Patient Questionnaire responses are less than 100. N/A is shown where the base number of responses is less than 10 during the period. % is calculated as Quantity/Base number\*100

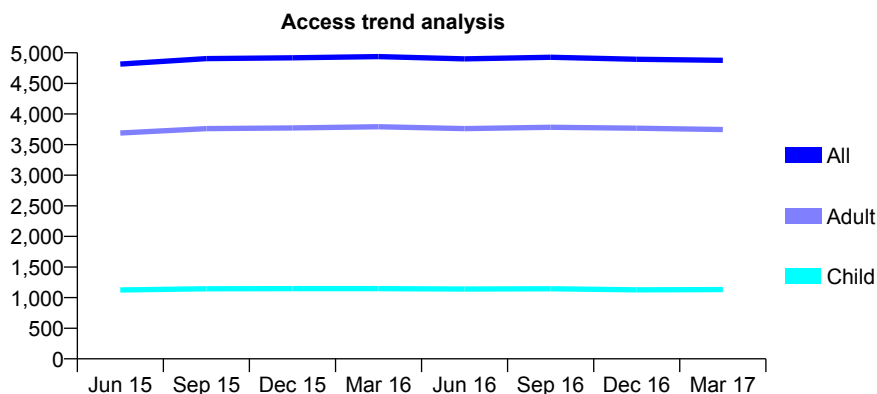
## Q56 - Vital Signs At a Glance Contract Report for 22224/0001 - Year end March 2017

Name or company name	MR DA STOTT
Contract type name	GDS Contract
Purpose of contract	General and Orthodontic
Contract start date	01/04/2006
Contract end date	

16/17 Contracted general activity (UDA)	12,808
Carry forward general activity (UDA)	111
16/17 Contracted orthodontic activity (UOA)	602
Carry forward orthodontic activity (UOA)	-5
Baseline contract value	£339,638.57

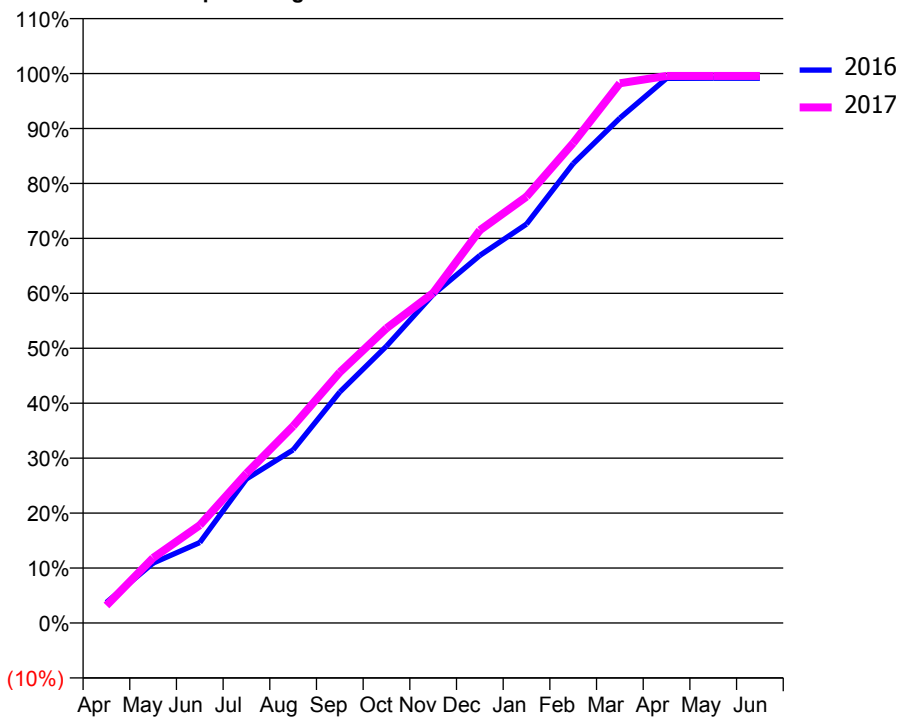
### ACCESS\*

Patients seen in 24 months	Total	Change since previous quarter
Quarter ending March 2016	4,938	
Quarter ending June 2016	4,901	→
Quarter ending September 2016	4,928	→
Quarter ending December 2016	4,895	→
Quarter ending March 2017	4,877	→
<b>Variance since March 2016</b>	<b>(1.2%)</b>	<b>↓</b>



### ACTIVITY

Cumulative percentage of contracted UDA delivered 2016 & 2017



Month	Adjusted Scheduled Activity (UDA)	
	2016	2017
April	479	409
May	1,396	1,518
June	1,874	2,280
July	3,357	3,489
August	4,036	4,588
September	5,385	5,844
October	6,454	6,869
November	7,657	7,695
December	8,567	9,155
January	9,297	9,938
February	10,709	11,186
March	11,768	12,581
April	12,694	12,752
May	12,697	12,752
June	12,697	12,752

### QUALITY

	Quantity	Base Number	Contract	AT	Region	England
% of FP17s for the same patient ID Re-attending within 3 months - Children	185	2,062	9.0%	11.2%	12.0%	12.3%
% of FP17s for the same patient ID Re-attending within 3 months - Adults	673	6,204	10.8%	15.2%	16.0%	16.7%
% of FP17s for the same patient ID Re-attending between 3 & 9 months - Children	1,414	2,062	68.6%	58.8%	58.8%	57.6%
% of FP17s for the same patient ID Re-attending between 3 & 9 months - Adults	4,281	6,204	69.0%	49.2%	51.2%	50.1%
% of FP17s for Band 1 Urgent Courses	307	6,266	4.9%	9.5%	8.0%	9.1%
% of FP17s Relating to Free Repair or Replacements	86	6,266	1.4%	0.8%	0.8%	0.8%
% of FP17s Relating to Continuations	100	6,266	1.6%	1.3%	1.2%	1.2%
% of Patients satisfied with the dentistry they have received	9	9	N/A	91.9%	92.7%	92.8%
% of Patients satisfied with the time they had to wait for an appointment	7	9	N/A	86.5%	89.1%	88.7%

\* This is based on patients treated on this contract for their most recent course of treatment. Figures in italics indicate the base number of FP17s or Patient Questionnaire responses are less than 100. N/A is shown where the base number of responses is less than 10 during the period. % is calculated as Quantity/Base number\*100



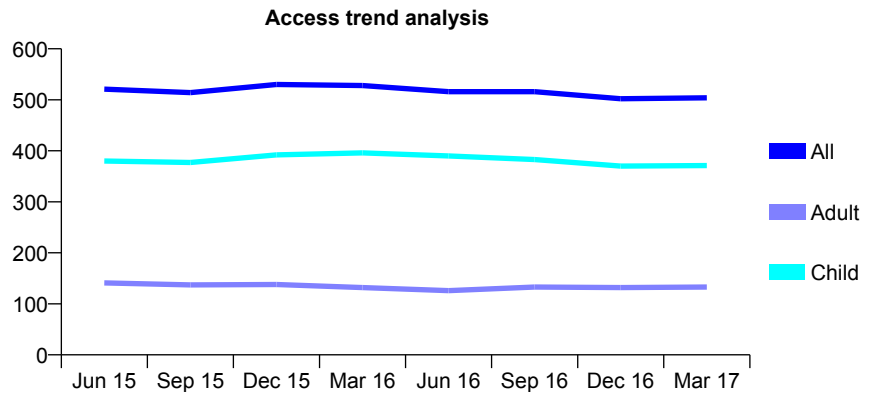
## Q56 - Vital Signs At a Glance Contract Report for 229105/0001 - Year end March 2017

Name or company name	MR DP BELLAMY
Contract type name	GDS Contract
Purpose of contract	General
Contract start date	01/04/2006
Contract end date	

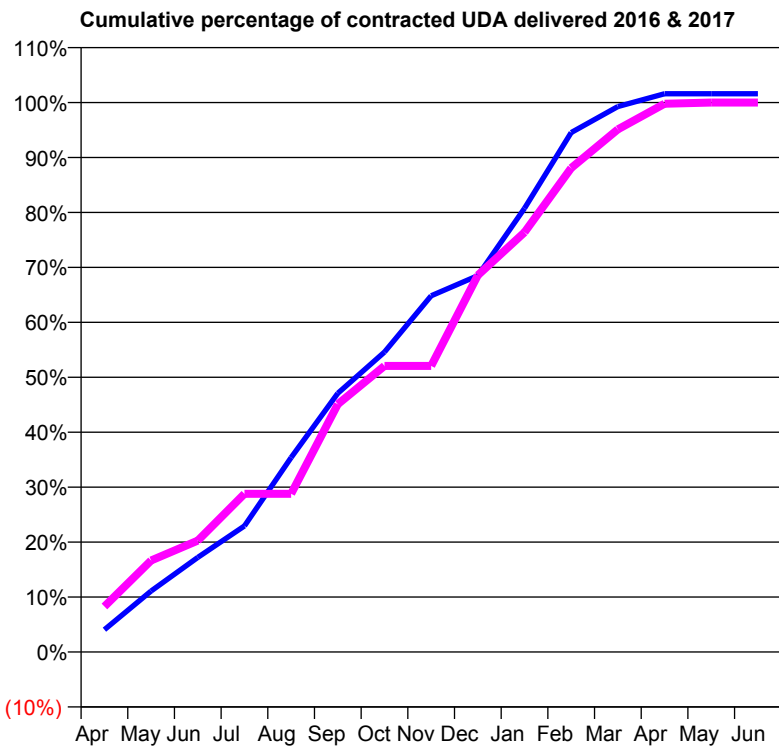
16/17 Contracted general activity (UDA)	909
Carry forward general activity (UDA)	-14
16/17 Contracted orthodontic activity (UOA)	0
Carry forward orthodontic activity (UOA)	0
Baseline contract value	£24,182.51

### ACCESS\*

Patients seen in 24 months	Total	Change since previous quarter
Quarter ending March 2016	528	
Quarter ending June 2016	516	↓
Quarter ending September 2016	516	→
Quarter ending December 2016	502	↓
Quarter ending March 2017	504	→
<b>Variance since March 2016</b>	<b>(4.5%)</b>	<b>↓</b>



### ACTIVITY



Month	Adjusted Scheduled Activity (UDA)	
	2016	2017
April	37	75
May	101	151
June	156	184
July	209	262
August	322	262
September	428	410
October	496	473
November	589	473
December	623	623
January	734	694
February	859	801
March	902	865
April	923	907
May	923	909
June	923	909

### QUALITY

	Quantity	Base Number	Contract	AT	Region	England
% of FP17s for the same patient ID Re-attending within 3 months - Children	19	580	3.3%	11.2%	12.0%	12.3%
% of FP17s for the same patient ID Re-attending within 3 months - Adults	6	118	5.1%	15.2%	16.0%	16.7%
% of FP17s for the same patient ID Re-attending between 3 & 9 months - Children	365	580	62.9%	58.8%	58.8%	57.6%
% of FP17s for the same patient ID Re-attending between 3 & 9 months - Adults	61	118	51.7%	49.2%	51.2%	50.1%
% of FP17s for Band 1 Urgent Courses	10	709	1.4%	9.5%	8.0%	9.1%
% of FP17s Relating to Free Repair or Replacements	0	709	0.0%	0.8%	0.8%	0.8%
% of FP17s Relating to Continuations	3	709	0.4%	1.3%	1.2%	1.2%
% of Patients satisfied with the dentistry they have received	0	0	N/A	91.9%	92.7%	92.8%
% of Patients satisfied with the time they had to wait for an appointment	0	0	N/A	86.5%	89.1%	88.7%

\* This is based on patients treated on this contract for their most recent course of treatment. Figures in italics indicate the base number of FP17s or Patient Questionnaire responses are less than 100. N/A is shown where the base number of responses is less than 10 during the period. % is calculated as Quantity/Base number\*100

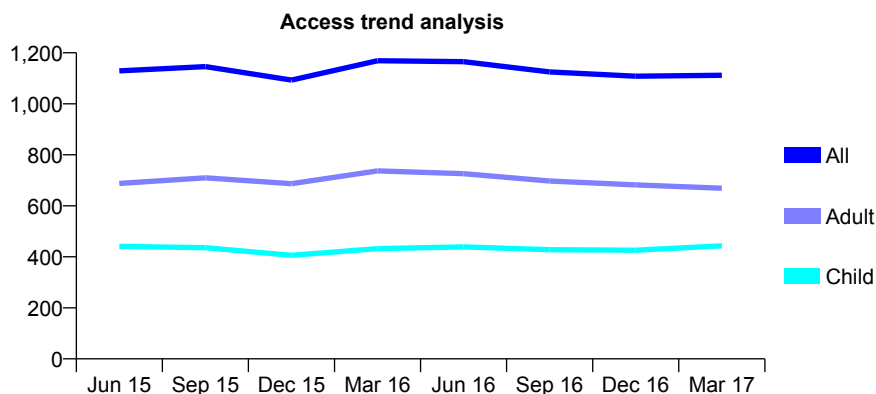
## Q56 - Vital Signs At a Glance Contract Report for 232475/0001 - Year end March 2017

Name or company name	MR ST NICOL
Contract type name	GDS Contract
Purpose of contract	General
Contract start date	01/04/2006
Contract end date	

16/17 Contracted general activity (UDA)	4,022
Carry forward general activity (UDA)	38
16/17 Contracted orthodontic activity (UOA)	0
Carry forward orthodontic activity (UOA)	0
Baseline contract value	£119,075.02

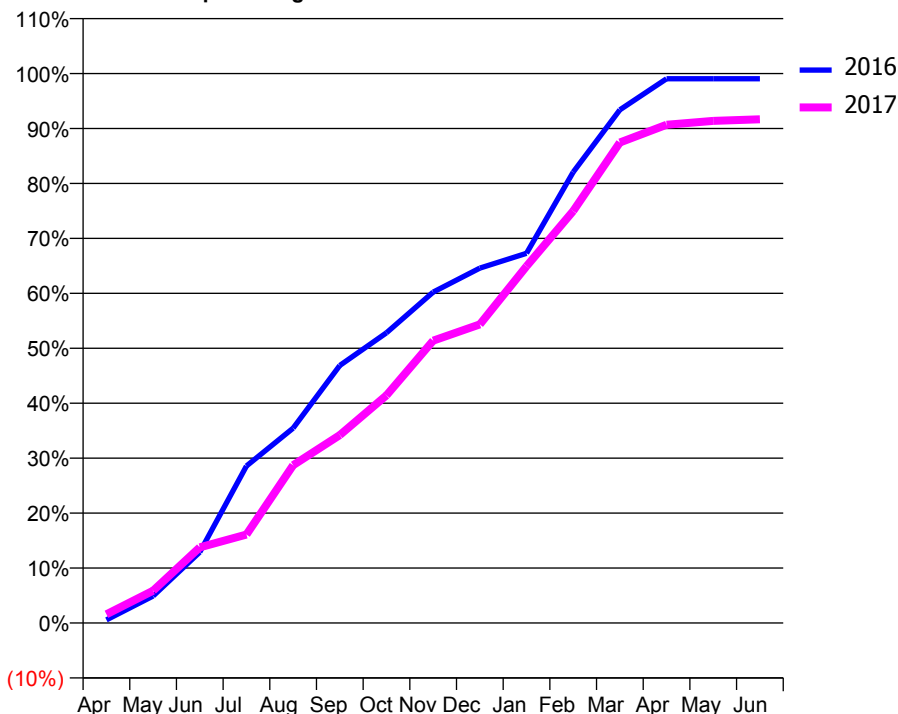
### ACCESS\*

Patients seen in 24 months	Total	Change since previous quarter
Quarter ending March 2016	1,169	
Quarter ending June 2016	1,165	→
Quarter ending September 2016	1,125	↓
Quarter ending December 2016	1,108	↓
Quarter ending March 2017	1,112	→
<b>Variance since March 2016</b>	<b>(4.9%)</b>	<b>↓</b>



### ACTIVITY

Cumulative percentage of contracted UDA delivered 2016 & 2017



Adjusted Scheduled Activity (UDA)

Month	2016	2017
April	23	64
May	198	237
June	519	554
July	1,149	647
August	1,426	1,155
September	1,886	1,375
October	2,124	1,667
November	2,422	2,067
December	2,597	2,185
January	2,706	2,611
February	3,301	3,015
March	3,756	3,517
April	3,984	3,647
May	3,984	3,676
June	3,984	3,687

### QUALITY

	Quantity	Base Number	Contract	AT	Region	England
% of FP17s for the same patient ID Re-attending within 3 months - Children	62	698	8.9%	11.2%	12.0%	12.3%
% of FP17s for the same patient ID Re-attending within 3 months - Adults	129	896	14.4%	15.2%	16.0%	16.7%
% of FP17s for the same patient ID Re-attending between 3 & 9 months - Children	382	698	54.7%	58.8%	58.8%	57.6%
% of FP17s for the same patient ID Re-attending between 3 & 9 months - Adults	401	896	44.8%	49.2%	51.2%	50.1%
% of FP17s for Band 1 Urgent Courses	83	1,569	5.3%	9.5%	8.0%	9.1%
% of FP17s Relating to Free Repair or Replacements	5	1,569	0.3%	0.8%	0.8%	0.8%
% of FP17s Relating to Continuations	38	1,569	2.4%	1.3%	1.2%	1.2%
% of Patients satisfied with the dentistry they have received	1	1	N/A	91.9%	92.7%	92.8%
% of Patients satisfied with the time they had to wait for an appointment	1	1	N/A	86.5%	89.1%	88.7%

\* This is based on patients treated on this contract for their most recent course of treatment. Figures in italics indicate the base number of FP17s or Patient Questionnaire responses are less than 100. N/A is shown where the base number of responses is less than 10 during the period. % is calculated as Quantity/Base number\*100

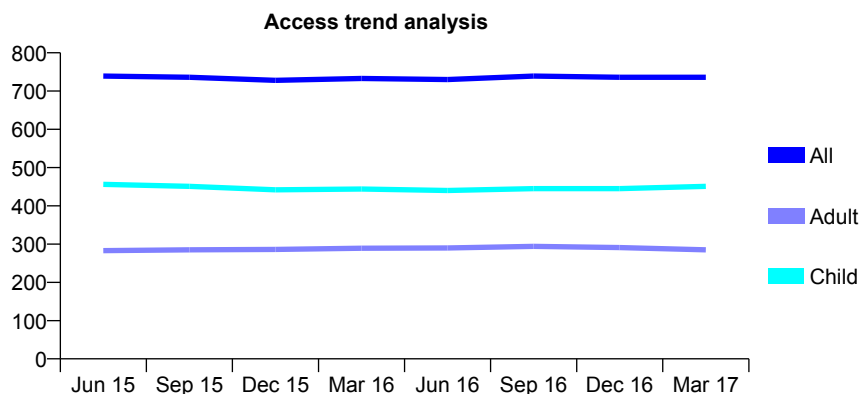
## Q56 - Vital Signs At a Glance Contract Report for 233129/0001 - Year end March 2017

Name or company name	MR RF TILLY
Contract type name	GDS Contract
Purpose of contract	General
Contract start date	01/04/2006
Contract end date	

16/17 Contracted general activity (UDA)	1,750
Carry forward general activity (UDA)	27
16/17 Contracted orthodontic activity (UOA)	0
Carry forward orthodontic activity (UOA)	0
Baseline contract value	£37,059.70

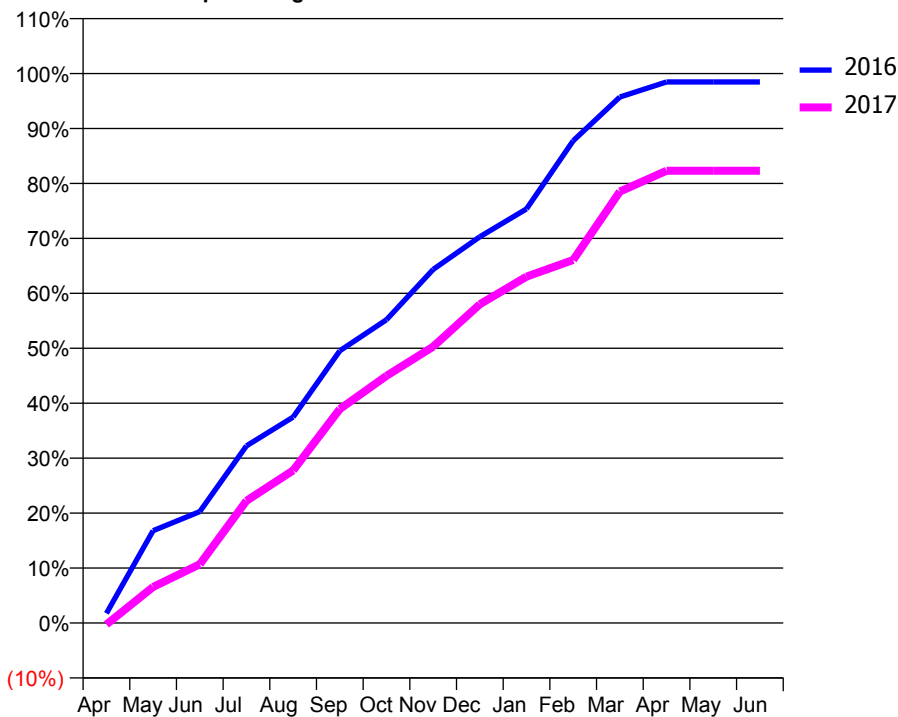
### ACCESS\*

Patients seen in 24 months	Total	Change since previous quarter
Quarter ending March 2016	733	
Quarter ending June 2016	730	→
Quarter ending September 2016	739	→
Quarter ending December 2016	736	→
Quarter ending March 2017	736	→
<b>Variance since March 2016</b>	<b>0.4%</b>	<b>→</b>



### ACTIVITY

Cumulative percentage of contracted UDA delivered 2016 & 2017



Adjusted Scheduled Activity (UDA)

Month	2016	2017
April	31	-5
May	294	115
June	355	187
July	564	389
August	656	486
September	867	681
October	966	787
November	1,126	880
December	1,230	1,015
January	1,319	1,103
February	1,536	1,156
March	1,675	1,374
April	1,723	1,440
May	1,723	1,440
June	1,723	1,440

### QUALITY

	Quantity	Base Number	Contract	AT	Region	England
% of FP17s for the same patient ID Re-attending within 3 months - Children	18	663	2.7%	11.2%	12.0%	12.3%
% of FP17s for the same patient ID Re-attending within 3 months - Adults	33	339	9.7%	15.2%	16.0%	16.7%
% of FP17s for the same patient ID Re-attending between 3 & 9 months - Children	493	663	74.4%	58.8%	58.8%	57.6%
% of FP17s for the same patient ID Re-attending between 3 & 9 months - Adults	226	339	66.7%	49.2%	51.2%	50.1%
% of FP17s for Band 1 Urgent Courses	1	1,021	0.1%	9.5%	8.0%	9.1%
% of FP17s Relating to Free Repair or Replacements	0	1,021	0.0%	0.8%	0.8%	0.8%
% of FP17s Relating to Continuations	0	1,021	0.0%	1.3%	1.2%	1.2%
% of Patients satisfied with the dentistry they have received	0	0	N/A	91.9%	92.7%	92.8%
% of Patients satisfied with the time they had to wait for an appointment	0	0	N/A	86.5%	89.1%	88.7%

\* This is based on patients treated on this contract for their most recent course of treatment. Figures in italics indicate the base number of FP17s or Patient Questionnaire responses are less than 100. N/A is shown where the base number of responses is less than 10 during the period. % is calculated as Quantity/Base number\*100

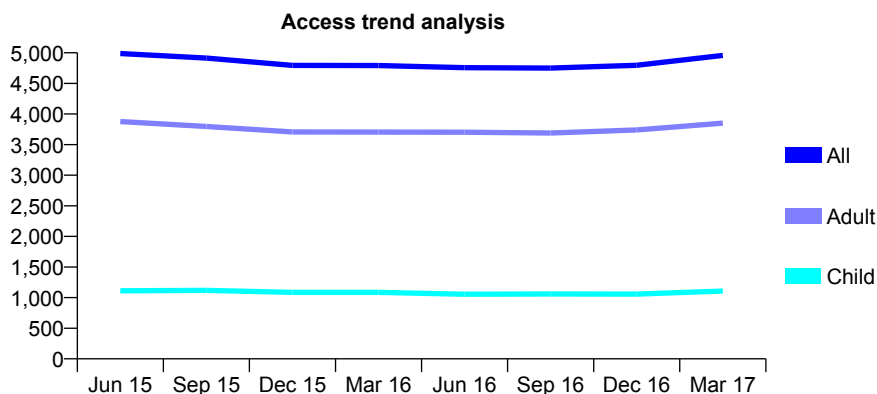
## Q56 - Vital Signs At a Glance Contract Report for 244333/0002 - Year end March 2017

Name or company name	MR H MORILLO-GONZALES DE V
Contract type name	GDS Contract
Purpose of contract	General
Contract start date	16/09/2008
Contract end date	

16/17 Contracted general activity (UDA)	14,224
Carry forward general activity (UDA)	248
16/17 Contracted orthodontic activity (UOA)	0
Carry forward orthodontic activity (UOA)	0
Baseline contract value	£356,255.97

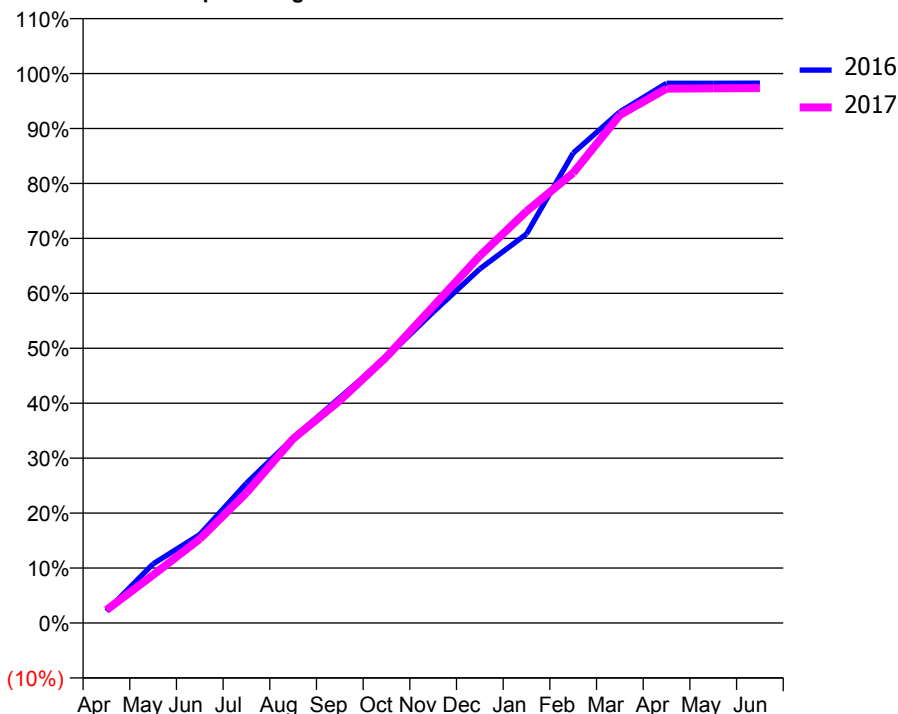
### ACCESS\*

Patients seen in 24 months	Total	Change since previous quarter
Quarter ending March 2016	4,791	
Quarter ending June 2016	4,758	→
Quarter ending September 2016	4,750	→
Quarter ending December 2016	4,797	→
Quarter ending March 2017	4,957	↑
<b>Variance since March 2016</b>	<b>3.5%</b>	<b>↑</b>



### ACTIVITY

Cumulative percentage of contracted UDA delivered 2016 & 2017



Month	Adjusted Scheduled Activity (UDA)	
	2016	2017
April	308	337
May	1,531	1,246
June	2,291	2,178
July	3,620	3,372
August	4,785	4,768
September	5,835	5,760
October	6,880	6,887
November	8,048	8,196
December	9,165	9,504
January	10,069	10,656
February	12,165	11,653
March	13,234	13,150
April	13,971	13,831
May	13,971	13,839
June	13,976	13,847

### QUALITY

	Quantity	Base Number	Contract	AT	Region	England
% of FP17s for the same patient ID Re-attending within 3 months - Children	101	1,648	6.1%	11.2%	12.0%	12.3%
% of FP17s for the same patient ID Re-attending within 3 months - Adults	753	5,393	14.0%	15.2%	16.0%	16.7%
% of FP17s for the same patient ID Re-attending between 3 & 9 months - Children	979	1,648	59.4%	58.8%	58.8%	57.6%
% of FP17s for the same patient ID Re-attending between 3 & 9 months - Adults	2,651	5,393	49.2%	49.2%	51.2%	50.1%
% of FP17s for Band 1 Urgent Courses	420	6,138	6.8%	9.5%	8.0%	9.1%
% of FP17s Relating to Free Repair or Replacements	50	6,138	0.8%	0.8%	0.8%	0.8%
% of FP17s Relating to Continuations	165	6,138	2.7%	1.3%	1.2%	1.2%
% of Patients satisfied with the dentistry they have received	20	21	95.2%	91.9%	92.7%	92.8%
% of Patients satisfied with the time they had to wait for an appointment	19	21	90.5%	86.5%	89.1%	88.7%

\* This is based on patients treated on this contract for their most recent course of treatment. Figures in italics indicate the base number of FP17s or Patient Questionnaire responses are less than 100. N/A is shown where the base number of responses is less than 10 during the period. % is calculated as Quantity/Base number\*100

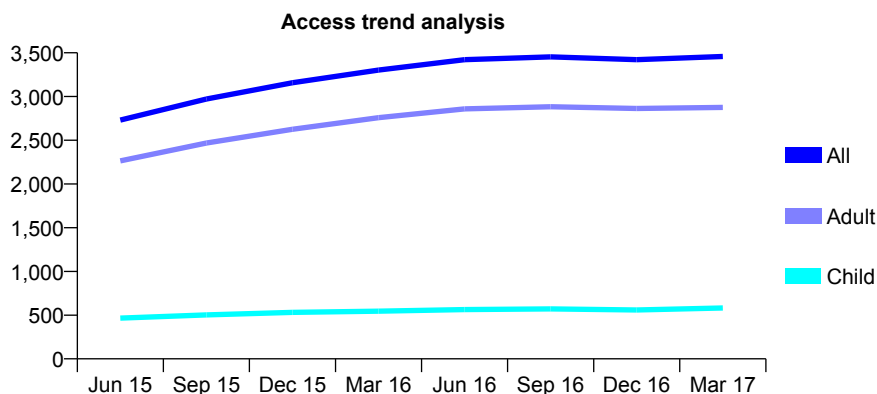
## Q56 - Vital Signs At a Glance Contract Report for 245887/0001 - Year end March 2017

Name or company name	MS CA FROST
Contract type name	PDS Contract
Purpose of contract	General
Contract start date	01/08/2014
Contract end date	31/07/2019

16/17 Contracted general activity (UDA)	14,750
Carry forward general activity (UDA)	24
16/17 Contracted orthodontic activity (UOA)	0
Carry forward orthodontic activity (UOA)	0
Baseline contract value	£428,996.15

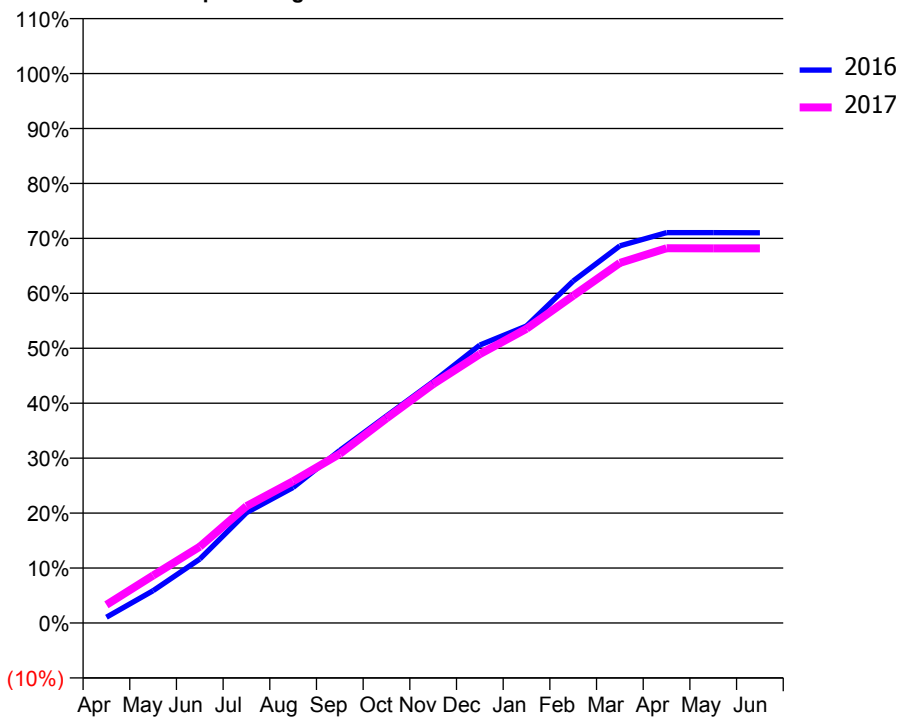
### ACCESS\*

Patients seen in 24 months	Total	Change since previous quarter
Quarter ending March 2016	3,303	
Quarter ending June 2016	3,421	↑
Quarter ending September 2016	3,454	→
Quarter ending December 2016	3,422	→
Quarter ending March 2017	3,458	→
<b>Variance since March 2016</b>	<b>4.7%</b>	<b>↑</b>



### ACTIVITY

Cumulative percentage of contracted UDA delivered 2016 & 2017



Adjusted Scheduled Activity (UDA)

Month	2016	2017
April	155	488
May	868	1,278
June	1,717	2,049
July	2,962	3,137
August	3,640	3,805
September	4,635	4,540
October	5,558	5,492
November	6,476	6,413
December	7,462	7,217
January	7,974	7,896
February	9,179	8,784
March	10,125	9,665
April	10,479	10,062
May	10,479	10,056
June	10,476	10,056

### QUALITY

	Quantity	Base Number	Contract	AT	Region	England
% of FP17s for the same patient ID Re-attending within 3 months - Children	59	862	6.8%	11.2%	12.0%	12.3%
% of FP17s for the same patient ID Re-attending within 3 months - Adults	627	4,058	15.5%	15.2%	16.0%	16.7%
% of FP17s for the same patient ID Re-attending between 3 & 9 months - Children	555	862	64.4%	58.8%	58.8%	57.6%
% of FP17s for the same patient ID Re-attending between 3 & 9 months - Adults	2,224	4,058	54.8%	49.2%	51.2%	50.1%
% of FP17s for Band 1 Urgent Courses	613	4,948	12.4%	9.5%	8.0%	9.1%
% of FP17s Relating to Free Repair or Replacements	59	4,948	1.2%	0.8%	0.8%	0.8%
% of FP17s Relating to Continuations	62	4,948	1.3%	1.3%	1.2%	1.2%
% of Patients satisfied with the dentistry they have received	7	7	N/A	91.9%	92.7%	92.8%
% of Patients satisfied with the time they had to wait for an appointment	7	7	N/A	86.5%	89.1%	88.7%

\* This is based on patients treated on this contract for their most recent course of treatment. Figures in italics indicate the base number of FP17s or Patient Questionnaire responses are less than 100. N/A is shown where the base number of responses is less than 10 during the period. % is calculated as Quantity/Base number\*100

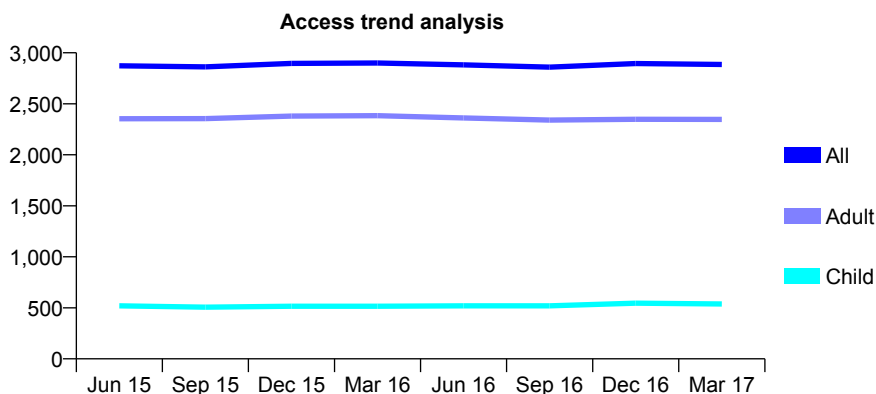
## Q56 - Vital Signs At a Glance Contract Report for 248940/0003 - Year end March 2017

Name or company name	MR SR PATEL
Contract type name	GDS Contract
Purpose of contract	General
Contract start date	01/04/2013
Contract end date	

16/17 Contracted general activity (UDA)	5,810
Carry forward general activity (UDA)	0
16/17 Contracted orthodontic activity (UOA)	0
Carry forward orthodontic activity (UOA)	0
Baseline contract value	£135,977.10

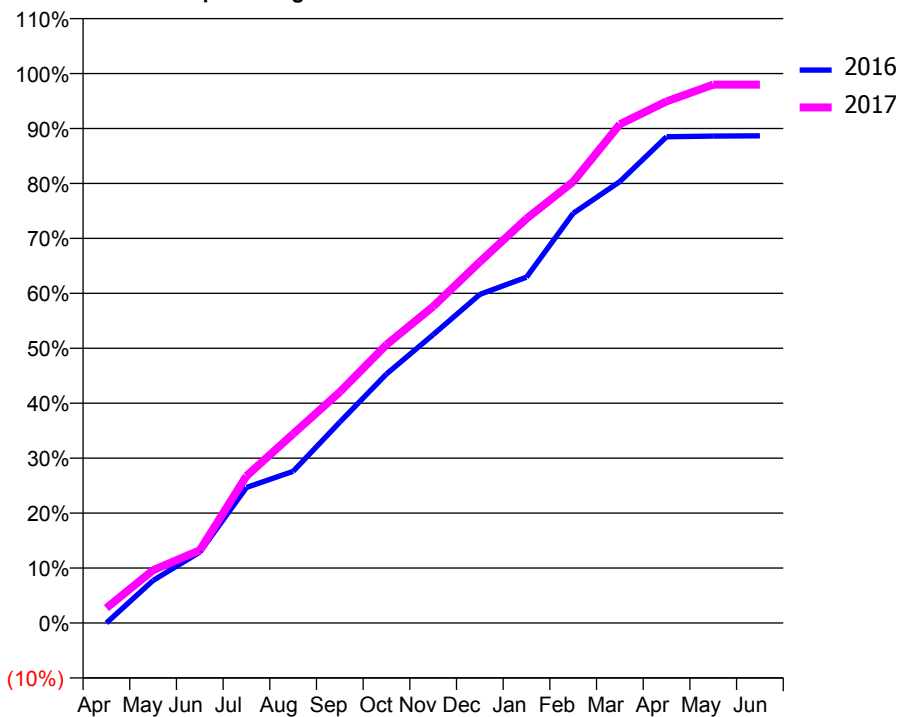
### ACCESS\*

Patients seen in 24 months	Total	Change since previous quarter
Quarter ending March 2016	2,900	
Quarter ending June 2016	2,882	→
Quarter ending September 2016	2,859	→
Quarter ending December 2016	2,895	→
Quarter ending March 2017	2,885	→
<b>Variance since March 2016</b>	<b>(0.5%)</b>	→



### ACTIVITY

Cumulative percentage of contracted UDA delivered 2016 & 2017



Month	Adjusted Scheduled Activity (UDA)	
	2016	2017
April	0	158
May	450	559
June	749	769
July	1,433	1,554
August	1,604	2,001
September	2,125	2,442
October	2,633	2,943
November	3,049	3,347
December	3,474	3,818
January	3,656	4,276
February	4,333	4,666
March	4,668	5,274
April	5,142	5,515
May	5,148	5,692
June	5,151	5,692

### QUALITY

	Quantity	Base Number	Contract	AT	Region	England
% of FP17s for the same patient ID Re-attending within 3 months - Children	12	827	1.5%	11.2%	12.0%	12.3%
% of FP17s for the same patient ID Re-attending within 3 months - Adults	148	2,436	6.1%	15.2%	16.0%	16.7%
% of FP17s for the same patient ID Re-attending between 3 & 9 months - Children	570	827	68.9%	58.8%	58.8%	57.6%
% of FP17s for the same patient ID Re-attending between 3 & 9 months - Adults	591	2,436	24.3%	49.2%	51.2%	50.1%
% of FP17s for Band 1 Urgent Courses	32	3,232	1.0%	9.5%	8.0%	9.1%
% of FP17s Relating to Free Repair or Replacements	0	3,232	0.0%	0.8%	0.8%	0.8%
% of FP17s Relating to Continuations	25	3,232	0.8%	1.3%	1.2%	1.2%
% of Patients satisfied with the dentistry they have received	2	2	N/A	91.9%	92.7%	92.8%
% of Patients satisfied with the time they had to wait for an appointment	2	2	N/A	86.5%	89.1%	88.7%

\* This is based on patients treated on this contract for their most recent course of treatment. Figures in italics indicate the base number of FP17s or Patient Questionnaire responses are less than 100. N/A is shown where the base number of responses is less than 10 during the period. % is calculated as Quantity/Base number\*100

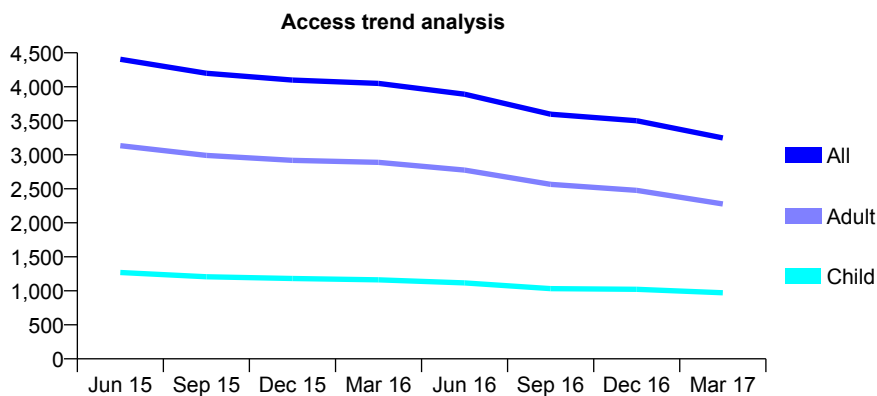
## Q56 - Vital Signs At a Glance Contract Report for 250821/0002 - Year end March 2017

Name or company name	MR A NOROOZI RAD
Contract type name	GDS Contract
Purpose of contract	General
Contract start date	01/01/2013
Contract end date	

16/17 Contracted general activity (UDA)	17,953
Carry forward general activity (UDA)	0
16/17 Contracted orthodontic activity (UOA)	0
Carry forward orthodontic activity (UOA)	0
Baseline contract value	£419,019.56

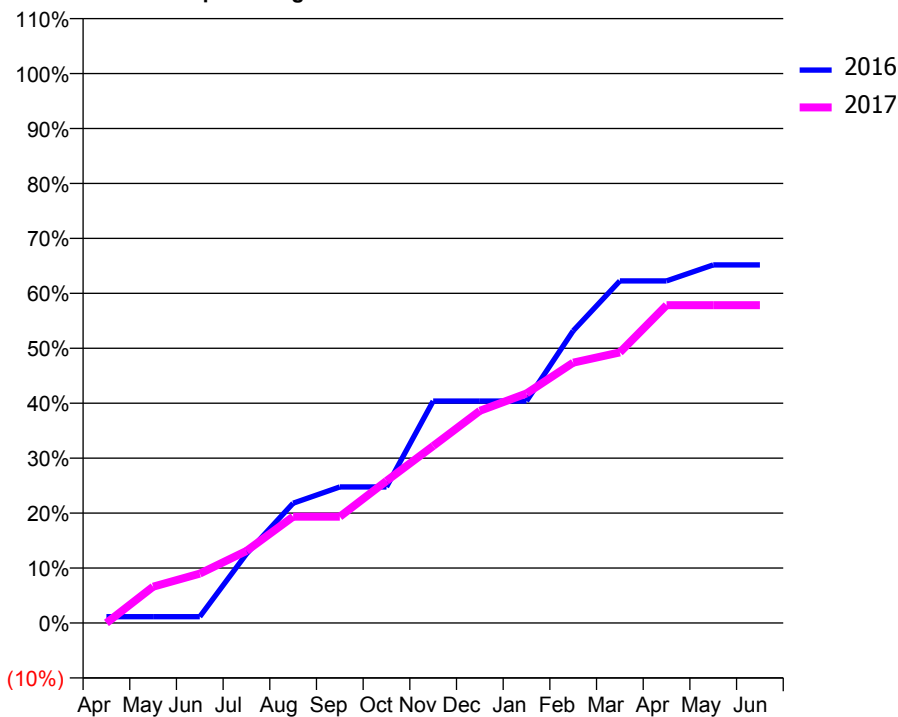
### ACCESS\*

Patients seen in 24 months	Total	Change since previous quarter
Quarter ending March 2016	4,050	
Quarter ending June 2016	3,891	↓
Quarter ending September 2016	3,598	↓
Quarter ending December 2016	3,501	↓
Quarter ending March 2017	3,248	↓
<b>Variance since March 2016</b>	<b>(19.8%)</b>	<b>↓</b>



### ACTIVITY

Cumulative percentage of contracted UDA delivered 2016 & 2017



Month	Adjusted Scheduled Activity (UDA)	
	2016	2017
April	205	0
May	205	1,187
June	205	1,613
July	2,260	2,353
August	3,914	3,476
September	4,446	3,476
October	4,446	4,643
November	7,250	5,785
December	7,250	6,934
January	7,250	7,502
February	9,547	8,506
March	11,177	8,842
April	11,177	10,384
May	11,698	10,384
June	11,698	10,384

### QUALITY

	Quantity	Base Number	Contract	AT	Region	England
% of FP17s for the same patient ID Re-attending within 3 months - Children	84	1,054	8.0%	11.2%	12.0%	12.3%
% of FP17s for the same patient ID Re-attending within 3 months - Adults	274	2,236	12.3%	15.2%	16.0%	16.7%
% of FP17s for the same patient ID Re-attending between 3 & 9 months - Children	371	1,054	35.2%	58.8%	58.8%	57.6%
% of FP17s for the same patient ID Re-attending between 3 & 9 months - Adults	904	2,236	40.4%	49.2%	51.2%	50.1%
% of FP17s for Band 1 Urgent Courses	281	3,694	7.6%	9.5%	8.0%	9.1%
% of FP17s Relating to Free Repair or Replacements	30	3,694	0.8%	0.8%	0.8%	0.8%
% of FP17s Relating to Continuations	78	3,694	2.1%	1.3%	1.2%	1.2%
% of Patients satisfied with the dentistry they have received	4	5	N/A	91.9%	92.7%	92.8%
% of Patients satisfied with the time they had to wait for an appointment	5	5	N/A	86.5%	89.1%	88.7%

\* This is based on patients treated on this contract for their most recent course of treatment. Figures in italics indicate the base number of FP17s or Patient Questionnaire responses are less than 100. N/A is shown where the base number of responses is less than 10 during the period. % is calculated as Quantity/Base number\*100



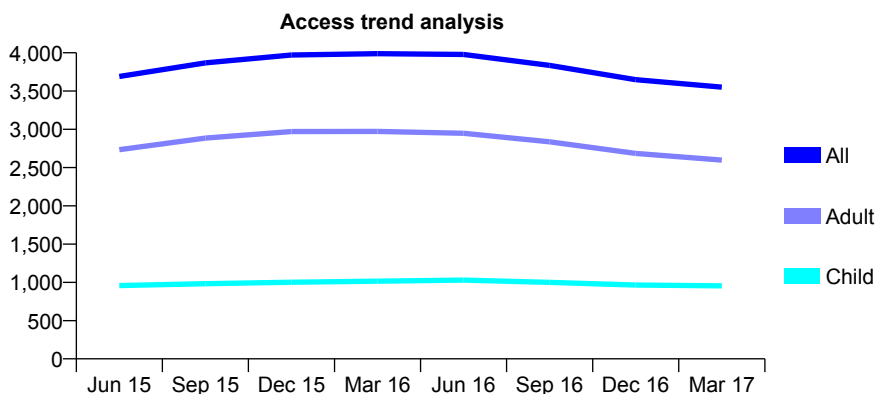
## Q56 - Vital Signs At a Glance Contract Report for 257257/0002 - Year end March 2017

Name or company name	MR JJ VILJOEN
Contract type name	PDS Contract
Purpose of contract	General
Contract start date	01/02/2010
Contract end date	30/04/2018

16/17 Contracted general activity (UDA)	9,942
Carry forward general activity (UDA)	-199
16/17 Contracted orthodontic activity (UOA)	0
Carry forward orthodontic activity (UOA)	0
Baseline contract value	£246,134.95

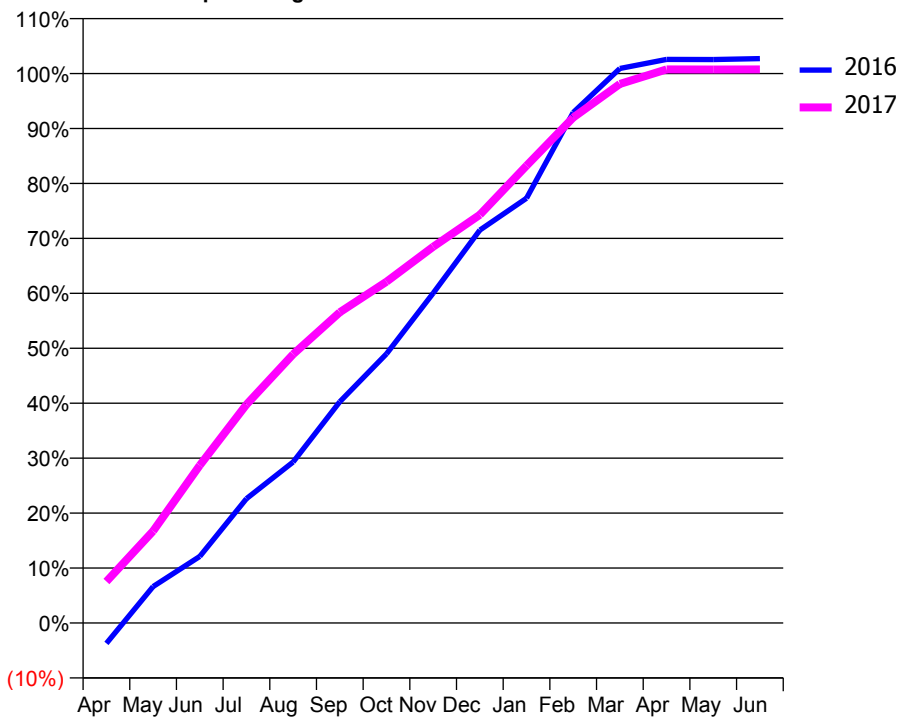
### ACCESS\*

Patients seen in 24 months	Total	Change since previous quarter
Quarter ending March 2016	3,988	
Quarter ending June 2016	3,978	→
Quarter ending September 2016	3,836	↓
Quarter ending December 2016	3,649	↓
Quarter ending March 2017	3,552	↓
<b>Variance since March 2016</b>	<b>(10.9%)</b>	↓



### ACTIVITY

Cumulative percentage of contracted UDA delivered 2016 & 2017



Month	Adjusted Scheduled Activity (UDA)	
	2016	2017
April	-370	751
May	659	1,664
June	1,205	2,853
July	2,249	3,953
August	2,914	4,864
September	4,004	5,623
October	4,869	6,175
November	5,968	6,807
December	7,108	7,387
January	7,685	8,274
February	9,238	9,145
March	10,033	9,754
April	10,197	10,015
May	10,195	10,014
June	10,211	10,015

### QUALITY

	Quantity	Base Number	Contract	AT	Region	England
% of FP17s for the same patient ID Re-attending within 3 months - Children	104	1,464	7.1%	11.2%	12.0%	12.3%
% of FP17s for the same patient ID Re-attending within 3 months - Adults	482	3,658	13.2%	15.2%	16.0%	16.7%
% of FP17s for the same patient ID Re-attending between 3 & 9 months - Children	992	1,464	67.8%	58.8%	58.8%	57.6%
% of FP17s for the same patient ID Re-attending between 3 & 9 months - Adults	2,484	3,658	67.9%	49.2%	51.2%	50.1%
% of FP17s for Band 1 Urgent Courses	412	5,189	7.9%	9.5%	8.0%	9.1%
% of FP17s Relating to Free Repair or Replacements	21	5,189	0.4%	0.8%	0.8%	0.8%
% of FP17s Relating to Continuations	13	5,189	0.3%	1.3%	1.2%	1.2%
% of Patients satisfied with the dentistry they have received	6	6	N/A	91.9%	92.7%	92.8%
% of Patients satisfied with the time they had to wait for an appointment	6	6	N/A	86.5%	89.1%	88.7%

\* This is based on patients treated on this contract for their most recent course of treatment. Figures in italics indicate the base number of FP17s or Patient Questionnaire responses are less than 100. N/A is shown where the base number of responses is less than 10 during the period. % is calculated as Quantity/Base number\*100

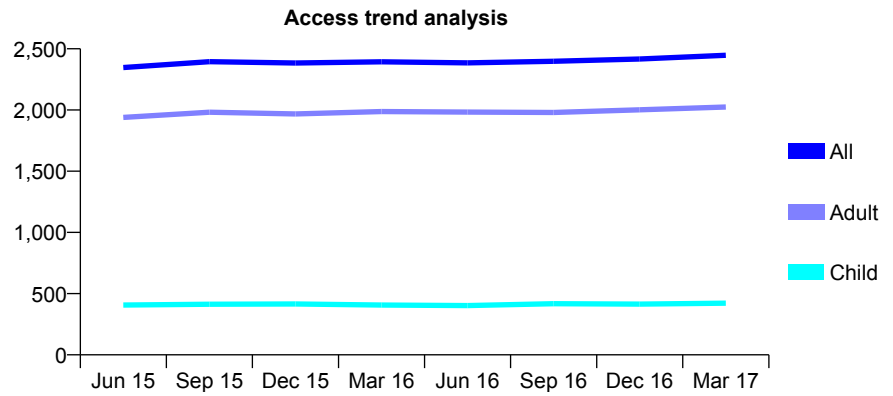
## Q56 - Vital Signs At a Glance Contract Report for 258083/0001 - Year end March 2017

Name or company name	MR AA KHODADADIAN
Contract type name	GDS Contract
Purpose of contract	General
Contract start date	01/04/2006
Contract end date	

16/17 Contracted general activity (UDA)	7,400
Carry forward general activity (UDA)	248
16/17 Contracted orthodontic activity (UOA)	0
Carry forward orthodontic activity (UOA)	0
Baseline contract value	£183,204.96

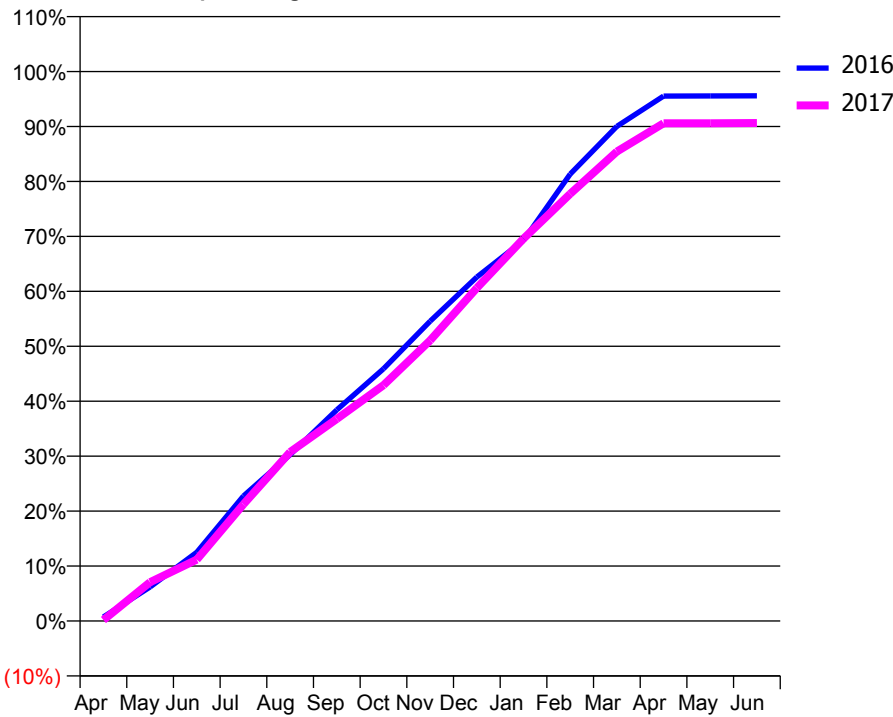
### ACCESS\*

Patients seen in 24 months	Total	Change since previous quarter
Quarter ending March 2016	2,394	
Quarter ending June 2016	2,385	→
Quarter ending September 2016	2,398	→
Quarter ending December 2016	2,417	→
Quarter ending March 2017	2,447	→
<b>Variance since March 2016</b>	2.2%	↑



### ACTIVITY

Cumulative percentage of contracted UDA delivered 2016 & 2017



Month	Adjusted Scheduled Activity (UDA)	
	2016	2017
April	54	13
May	453	523
June	912	827
July	1,662	1,571
August	2,209	2,277
September	2,805	2,721
October	3,351	3,175
November	3,984	3,779
December	4,569	4,485
January	5,056	5,150
February	5,938	5,752
March	6,572	6,322
April	6,973	6,702
May	6,976	6,703
June	6,977	6,707

### QUALITY

	Quantity	Base Number	Contract	AT	Region	England
% of FP17s for the same patient ID Re-attending within 3 months - Children	28	576	4.9%	11.2%	12.0%	12.3%
% of FP17s for the same patient ID Re-attending within 3 months - Adults	395	2,741	14.4%	15.2%	16.0%	16.7%
% of FP17s for the same patient ID Re-attending between 3 & 9 months - Children	282	576	49.0%	58.8%	58.8%	57.6%
% of FP17s for the same patient ID Re-attending between 3 & 9 months - Adults	1,316	2,741	48.0%	49.2%	51.2%	50.1%
% of FP17s for Band 1 Urgent Courses	185	3,295	5.6%	9.5%	8.0%	9.1%
% of FP17s Relating to Free Repair or Replacements	19	3,295	0.6%	0.8%	0.8%	0.8%
% of FP17s Relating to Continuations	64	3,295	1.9%	1.3%	1.2%	1.2%
% of Patients satisfied with the dentistry they have received	6	7	N/A	91.9%	92.7%	92.8%
% of Patients satisfied with the time they had to wait for an appointment	7	7	N/A	86.5%	89.1%	88.7%

\* This is based on patients treated on this contract for their most recent course of treatment. Figures in italics indicate the base number of FP17s or Patient Questionnaire responses are less than 100. N/A is shown where the base number of responses is less than 10 during the period. % is calculated as Quantity/Base number\*100

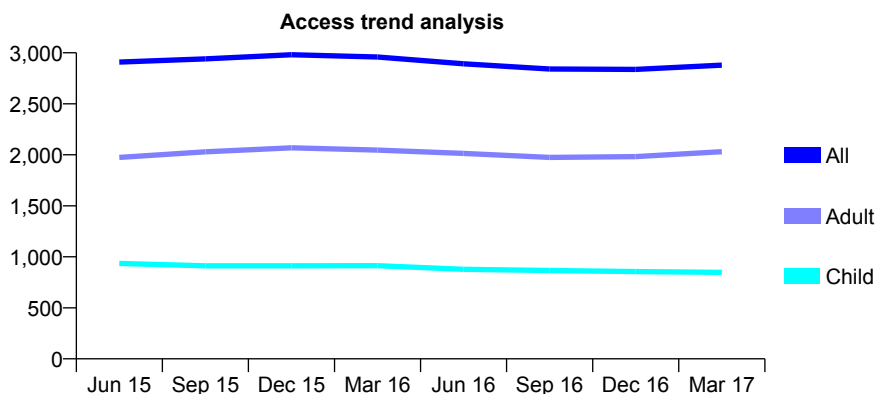
## Q56 - Vital Signs At a Glance Contract Report for 258229/0001 - Year end March 2017

Name or company name	MR S KORDANY
Contract type name	GDS Contract
Purpose of contract	General
Contract start date	01/04/2006
Contract end date	

16/17 Contracted general activity (UDA)	8,000
Carry forward general activity (UDA)	0
16/17 Contracted orthodontic activity (UOA)	0
Carry forward orthodontic activity (UOA)	0
Baseline contract value	£193,048.27

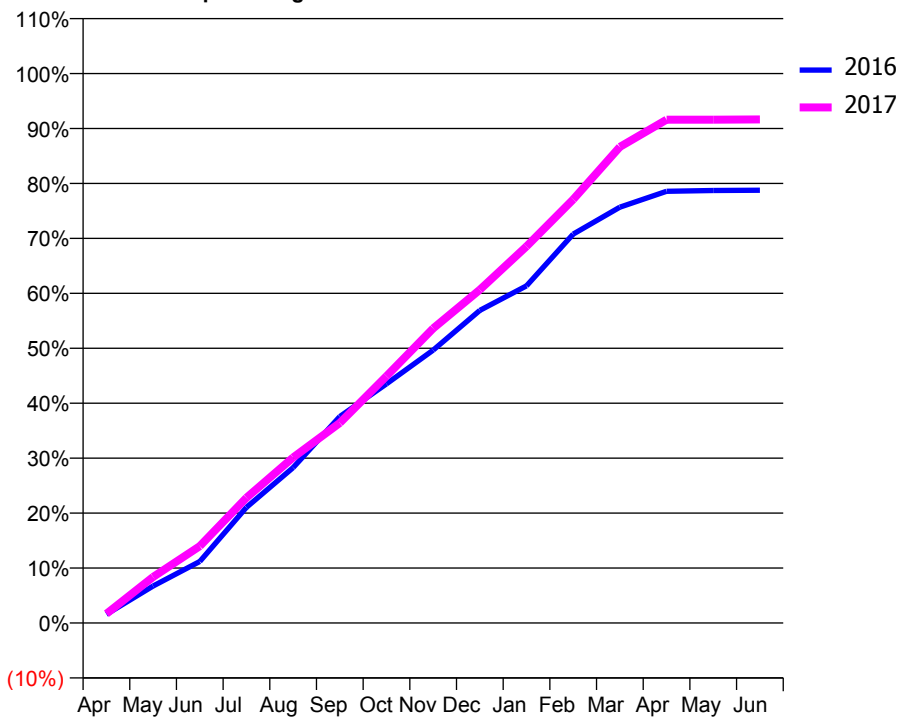
### ACCESS\*

Patients seen in 24 months	Total	Change since previous quarter
Quarter ending March 2016	2,959	
Quarter ending June 2016	2,892	↓
Quarter ending September 2016	2,841	↓
Quarter ending December 2016	2,837	→
Quarter ending March 2017	2,879	→
<b>Variance since March 2016</b>	<b>(2.7%)</b>	<b>↓</b>



### ACTIVITY

Cumulative percentage of contracted UDA delivered 2016 & 2017



Month	Adjusted Scheduled Activity (UDA)	
	2016	2017
April	159	135
May	673	670
June	1,120	1,119
July	2,104	1,824
August	2,828	2,410
September	3,757	2,912
October	4,352	3,594
November	4,967	4,290
December	5,689	4,853
January	6,136	5,483
February	7,079	6,166
March	7,568	6,932
April	7,858	7,329
May	7,872	7,328
June	7,875	7,331

### QUALITY

	Quantity	Base Number	Contract	AT	Region	England
% of FP17s for the same patient ID Re-attending within 3 months - Children	46	1,219	3.8%	11.2%	12.0%	12.3%
% of FP17s for the same patient ID Re-attending within 3 months - Adults	265	2,921	9.1%	15.2%	16.0%	16.7%
% of FP17s for the same patient ID Re-attending between 3 & 9 months - Children	829	1,219	68.0%	58.8%	58.8%	57.6%
% of FP17s for the same patient ID Re-attending between 3 & 9 months - Adults	1,967	2,921	67.3%	49.2%	51.2%	50.1%
% of FP17s for Band 1 Urgent Courses	213	4,115	5.2%	9.5%	8.0%	9.1%
% of FP17s Relating to Free Repair or Replacements	36	4,115	0.9%	0.8%	0.8%	0.8%
% of FP17s Relating to Continuations	13	4,115	0.3%	1.3%	1.2%	1.2%
% of Patients satisfied with the dentistry they have received	4	4	N/A	91.9%	92.7%	92.8%
% of Patients satisfied with the time they had to wait for an appointment	4	4	N/A	86.5%	89.1%	88.7%

\* This is based on patients treated on this contract for their most recent course of treatment. Figures in italics indicate the base number of FP17s or Patient Questionnaire responses are less than 100. N/A is shown where the base number of responses is less than 10 during the period. % is calculated as Quantity/Base number\*100

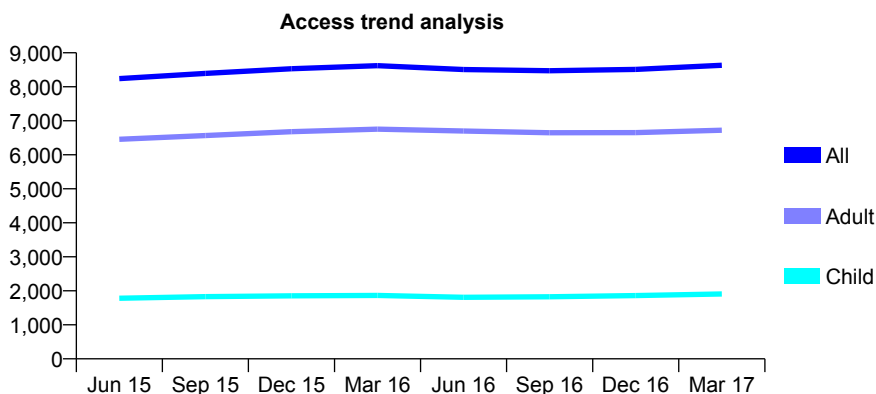
## Q56 - Vital Signs At a Glance Contract Report for 262080/0002 - Year end March 2017

Name or company name	MR A KHANI
Contract type name	Pilot Contract
Purpose of contract	General
Contract start date	01/06/2006
Contract end date	

16/17 Contracted general activity (UDA)	27,000
Carry forward general activity (UDA)	0
16/17 Contracted orthodontic activity (UOA)	0
Carry forward orthodontic activity (UOA)	0
Baseline contract value	£643,656.05

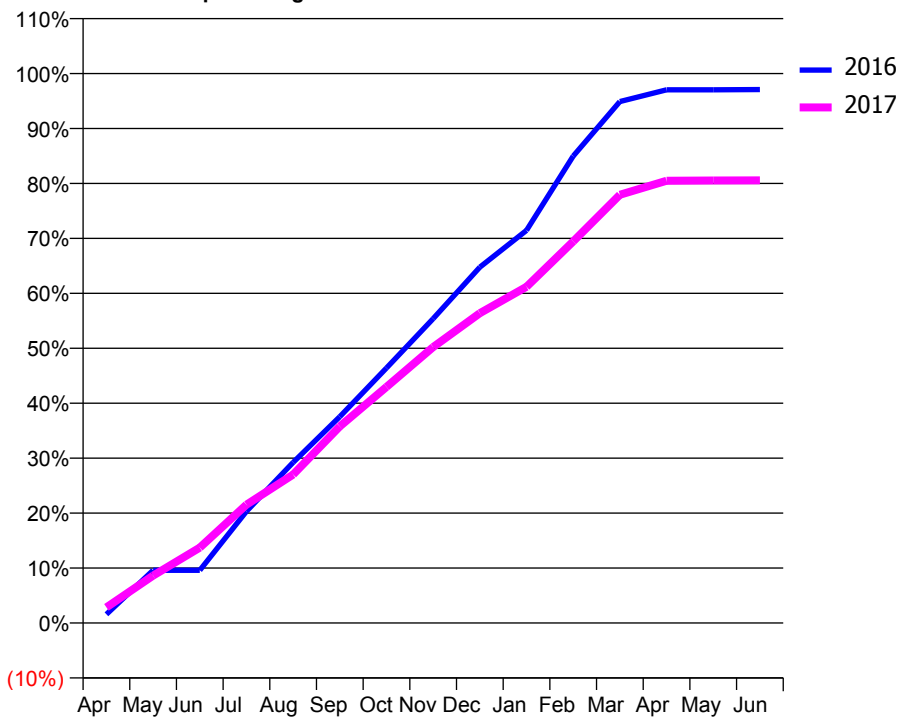
### ACCESS\*

Patients seen in 24 months	Total	Change since previous quarter
Quarter ending March 2016	8,621	
Quarter ending June 2016	8,509	↓
Quarter ending September 2016	8,474	→
Quarter ending December 2016	8,513	→
Quarter ending March 2017	8,633	→
<b>Variance since March 2016</b>	<b>0.1%</b>	<b>→</b>



### ACTIVITY

Cumulative percentage of contracted UDA delivered 2016 & 2017



Month	Adjusted Scheduled Activity (UDA)	
	2016	2017
April	427	772
May	2,591	2,330
June	2,591	3,704
July	5,485	5,812
August	7,891	7,295
September	10,136	9,661
October	12,534	11,603
November	14,956	13,557
December	17,487	15,221
January	19,295	16,522
February	22,941	18,749
March	25,621	21,040
April	26,197	21,731
May	26,197	21,740
June	26,211	21,749

### QUALITY

	Quantity	Base Number	Contract	AT	Region	England
% of FP17s for the same patient ID Re-attending within 3 months - Children	127	2,593	4.9%	11.2%	12.0%	12.3%
% of FP17s for the same patient ID Re-attending within 3 months - Adults	1,054	8,133	13.0%	15.2%	16.0%	16.7%
% of FP17s for the same patient ID Re-attending between 3 & 9 months - Children	1,588	2,593	61.2%	58.8%	58.8%	57.6%
% of FP17s for the same patient ID Re-attending between 3 & 9 months - Adults	4,345	8,133	53.4%	49.2%	51.2%	50.1%
% of FP17s for Band 1 Urgent Courses	936	10,692	8.8%	9.5%	8.0%	9.1%
% of FP17s Relating to Free Repair or Replacements	17	10,692	0.2%	0.8%	0.8%	0.8%
% of FP17s Relating to Continuations	115	10,692	1.1%	1.3%	1.2%	1.2%
% of Patients satisfied with the dentistry they have received	10	11	90.9%	91.9%	92.7%	92.8%
% of Patients satisfied with the time they had to wait for an appointment	10	11	90.9%	86.5%	89.1%	88.7%

\* This is based on patients treated on this contract for their most recent course of treatment. Figures in italics indicate the base number of FP17s or Patient Questionnaire responses are less than 100. N/A is shown where the base number of responses is less than 10 during the period. % is calculated as Quantity/Base number\*100

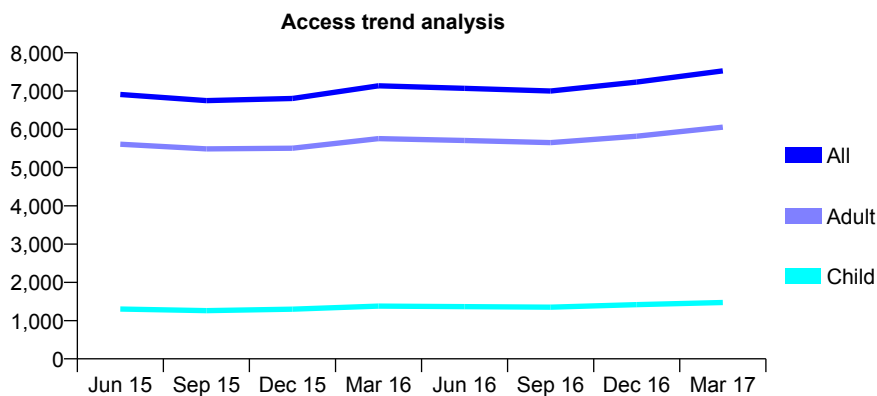
## Q56 - Vital Signs At a Glance Contract Report for 263370/0001 - Year end March 2017

Name or company name	Dr Baker & Dr. Al-Ali
Contract type name	GDS Contract
Purpose of contract	General
Contract start date	23/11/2009
Contract end date	

16/17 Contracted general activity (UDA)	22,763
Carry forward general activity (UDA)	399
16/17 Contracted orthodontic activity (UOA)	0
Carry forward orthodontic activity (UOA)	0
Baseline contract value	£513,771.14

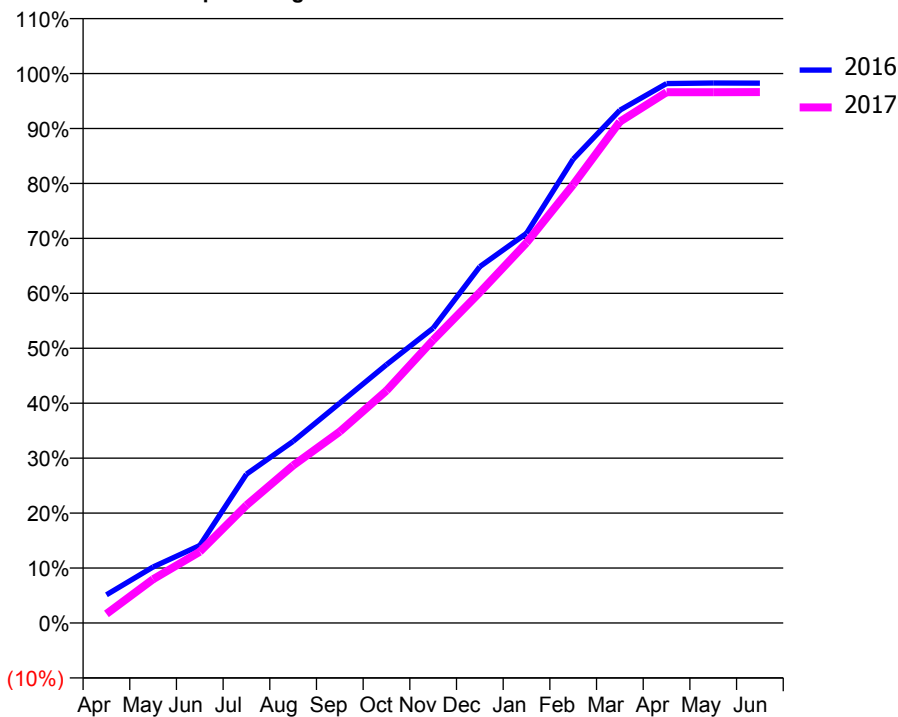
### ACCESS\*

Patients seen in 24 months	Total	Change since previous quarter
Quarter ending March 2016	7,137	
Quarter ending June 2016	7,071	→
Quarter ending September 2016	7,003	→
Quarter ending December 2016	7,235	↑
Quarter ending March 2017	7,528	↑
<b>Variance since March 2016</b>	<b>5.5%</b>	<b>↑</b>



### ACTIVITY

Cumulative percentage of contracted UDA delivered 2016 & 2017



Month	Adjusted Scheduled Activity (UDA)	
	2016	2017
April	1,166	378
May	2,324	1,814
June	3,214	2,950
July	6,165	4,881
August	7,529	6,527
September	9,114	7,932
October	10,701	9,626
November	12,216	11,723
December	14,763	13,695
January	16,143	15,753
February	19,215	18,158
March	21,245	20,765
April	22,344	21,985
May	22,367	21,990
June	22,364	21,992

### QUALITY

	Quantity	Base Number	Contract	AT	Region	England
% of FP17s for the same patient ID Re-attending within 3 months - Children	165	2,358	7.0%	11.2%	12.0%	12.3%
% of FP17s for the same patient ID Re-attending within 3 months - Adults	1,201	9,288	12.9%	15.2%	16.0%	16.7%
% of FP17s for the same patient ID Re-attending between 3 & 9 months - Children	1,416	2,358	60.1%	58.8%	58.8%	57.6%
% of FP17s for the same patient ID Re-attending between 3 & 9 months - Adults	5,653	9,288	60.9%	49.2%	51.2%	50.1%
% of FP17s for Band 1 Urgent Courses	832	11,588	7.2%	9.5%	8.0%	9.1%
% of FP17s Relating to Free Repair or Replacements	213	11,588	1.8%	0.8%	0.8%	0.8%
% of FP17s Relating to Continuations	118	11,588	1.0%	1.3%	1.2%	1.2%
% of Patients satisfied with the dentistry they have received	10	11	90.9%	91.9%	92.7%	92.8%
% of Patients satisfied with the time they had to wait for an appointment	9	11	81.8%	86.5%	89.1%	88.7%

\* This is based on patients treated on this contract for their most recent course of treatment. Figures in italics indicate the base number of FP17s or Patient Questionnaire responses are less than 100. N/A is shown where the base number of responses is less than 10 during the period. % is calculated as Quantity/Base number\*100

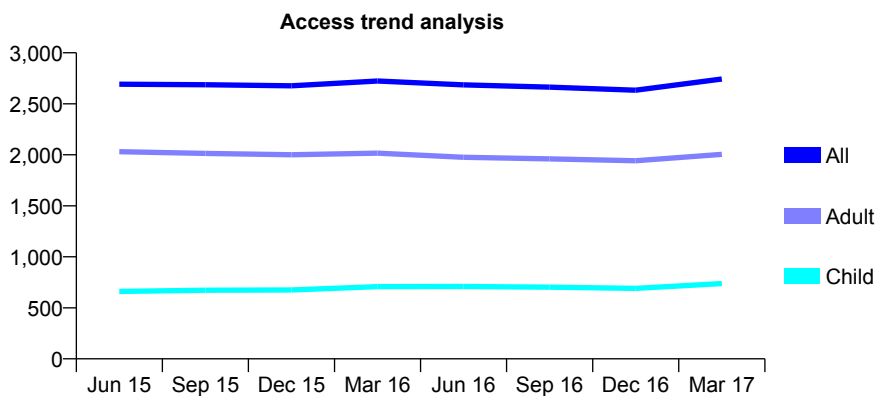
## Q56 - Vital Signs At a Glance Contract Report for 264113/0001 - Year end March 2017

Name or company name	MISS O OMOREGIE
Contract type name	GDS Contract
Purpose of contract	General
Contract start date	20/12/2007
Contract end date	

16/17 Contracted general activity (UDA)	6,666
Carry forward general activity (UDA)	223
16/17 Contracted orthodontic activity (UOA)	0
Carry forward orthodontic activity (UOA)	0
Baseline contract value	£177,773.99

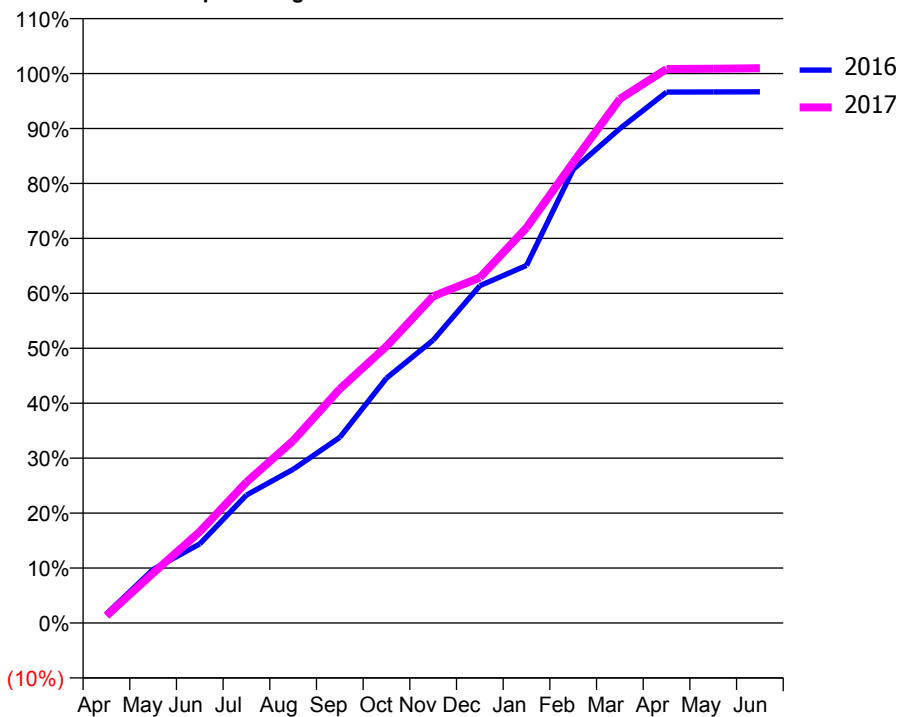
### ACCESS\*

Patients seen in 24 months	Total	Change since previous quarter
Quarter ending March 2016	2,724	
Quarter ending June 2016	2,685	↓
Quarter ending September 2016	2,663	→
Quarter ending December 2016	2,633	↓
Quarter ending March 2017	2,743	↑
<b>Variance since March 2016</b>	0.7%	→



### ACTIVITY

Cumulative percentage of contracted UDA delivered 2016 & 2017



Adjusted Scheduled Activity (UDA)

Month	2016	2017
April	110	88
May	650	606
June	959	1,109
July	1,552	1,710
August	1,864	2,212
September	2,252	2,839
October	2,971	3,357
November	3,432	3,965
December	4,091	4,191
January	4,338	4,796
February	5,502	5,587
March	5,997	6,358
April	6,441	6,721
May	6,442	6,724
June	6,443	6,730

### QUALITY

	Quantity	Base Number	Contract	AT	Region	England
% of FP17s for the same patient ID Re-attending within 3 months - Children	78	1,005	7.8%	11.2%	12.0%	12.3%
% of FP17s for the same patient ID Re-attending within 3 months - Adults	460	2,841	16.2%	15.2%	16.0%	16.7%
% of FP17s for the same patient ID Re-attending between 3 & 9 months - Children	525	1,005	52.2%	58.8%	58.8%	57.6%
% of FP17s for the same patient ID Re-attending between 3 & 9 months - Adults	1,593	2,841	56.1%	49.2%	51.2%	50.1%
% of FP17s for Band 1 Urgent Courses	33	3,831	0.9%	9.5%	8.0%	9.1%
% of FP17s Relating to Free Repair or Replacements	36	3,831	0.9%	0.8%	0.8%	0.8%
% of FP17s Relating to Continuations	190	3,831	5.0%	1.3%	1.2%	1.2%
% of Patients satisfied with the dentistry they have received	4	5	N/A	91.9%	92.7%	92.8%
% of Patients satisfied with the time they had to wait for an appointment	5	5	N/A	86.5%	89.1%	88.7%

\* This is based on patients treated on this contract for their most recent course of treatment. Figures in italics indicate the base number of FP17s or Patient Questionnaire responses are less than 100. N/A is shown where the base number of responses is less than 10 during the period. % is calculated as Quantity/Base number\*100

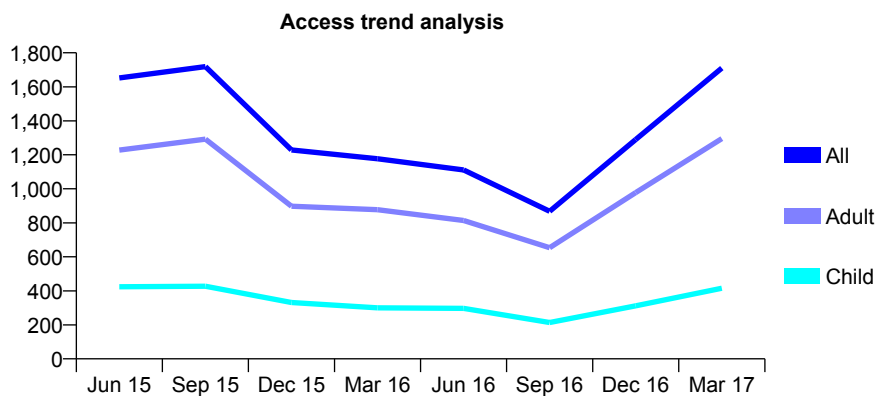
## Q56 - Vital Signs At a Glance Contract Report for 277932/0002 - Year end March 2017

Name or company name	MR IO OSHIGA
Contract type name	GDS Contract
Purpose of contract	General
Contract start date	01/04/2012
Contract end date	

16/17 Contracted general activity (UDA)	4,320
Carry forward general activity (UDA)	-2
16/17 Contracted orthodontic activity (UOA)	0
Carry forward orthodontic activity (UOA)	0
Baseline contract value	£110,234.25

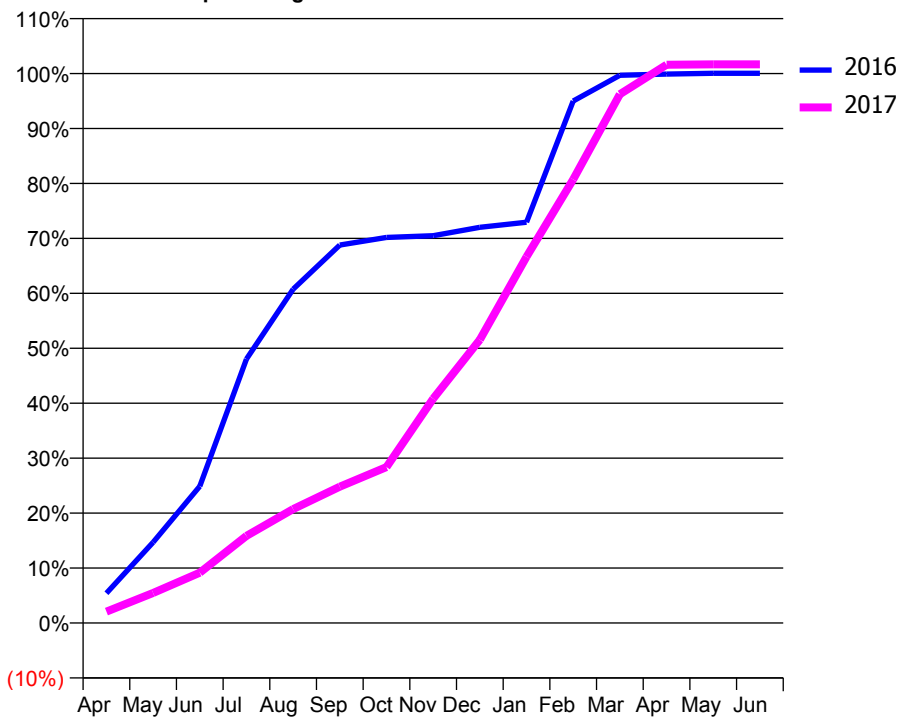
### ACCESS\*

Patients seen in 24 months	Total	Change since previous quarter
Quarter ending March 2016	1,177	
Quarter ending June 2016	1,111	↓
Quarter ending September 2016	868	↓
Quarter ending December 2016	1,290	↑
Quarter ending March 2017	1,710	↑
<b>Variance since March 2016</b>	<b>45.3%</b>	<b>↑</b>



### ACTIVITY

Cumulative percentage of contracted UDA delivered 2016 & 2017



Month	Adjusted Scheduled Activity (UDA)	
	2016	2017
April	234	89
May	635	236
June	1,075	395
July	2,075	685
August	2,624	896
September	2,971	1,072
October	3,032	1,226
November	3,045	1,764
December	3,111	2,227
January	3,151	2,879
February	4,104	3,487
March	4,306	4,157
April	4,316	4,389
May	4,322	4,392
June	4,322	4,392

### QUALITY

	Quantity	Base Number	Contract	AT	Region	England
% of FP17s for the same patient ID Re-attending within 3 months - Children	30	482	6.2%	11.2%	12.0%	12.3%
% of FP17s for the same patient ID Re-attending within 3 months - Adults	190	1,425	13.3%	15.2%	16.0%	16.7%
% of FP17s for the same patient ID Re-attending between 3 & 9 months - Children	50	482	10.4%	58.8%	58.8%	57.6%
% of FP17s for the same patient ID Re-attending between 3 & 9 months - Adults	117	1,425	8.2%	49.2%	51.2%	50.1%
% of FP17s for Band 1 Urgent Courses	105	1,994	5.3%	9.5%	8.0%	9.1%
% of FP17s Relating to Free Repair or Replacements	7	1,994	0.4%	0.8%	0.8%	0.8%
% of FP17s Relating to Continuations	47	1,994	2.4%	1.3%	1.2%	1.2%
% of Patients satisfied with the dentistry they have received	6	6	N/A	91.9%	92.7%	92.8%
% of Patients satisfied with the time they had to wait for an appointment	6	6	N/A	86.5%	89.1%	88.7%

\* This is based on patients treated on this contract for their most recent course of treatment. Figures in italics indicate the base number of FP17s or Patient Questionnaire responses are less than 100. N/A is shown where the base number of responses is less than 10 during the period. % is calculated as Quantity/Base number\*100



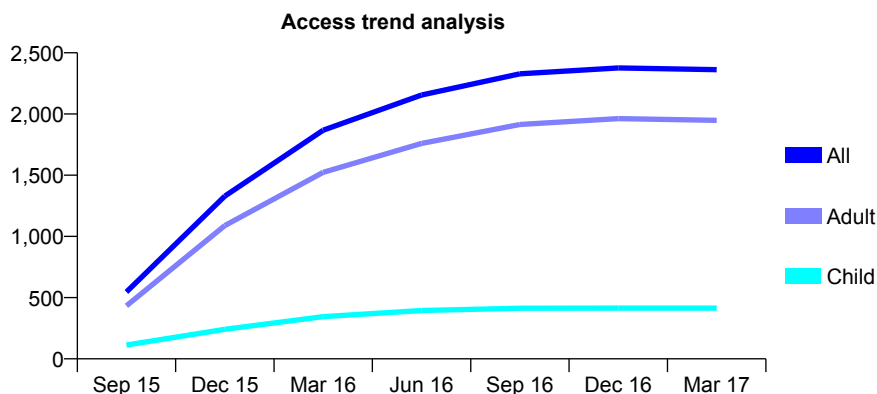
## Q56 - Vital Signs At a Glance Contract Report for 282782/0001 - Year end March 2017

Name or company name	DR J SALEH
Contract type name	GDS Contract
Purpose of contract	General
Contract start date	23/07/2015
Contract end date	

16/17 Contracted general activity (UDA)	9,575
Carry forward general activity (UDA)	-189
16/17 Contracted orthodontic activity (UOA)	0
Carry forward orthodontic activity (UOA)	0
Baseline contract value	£203,550.19

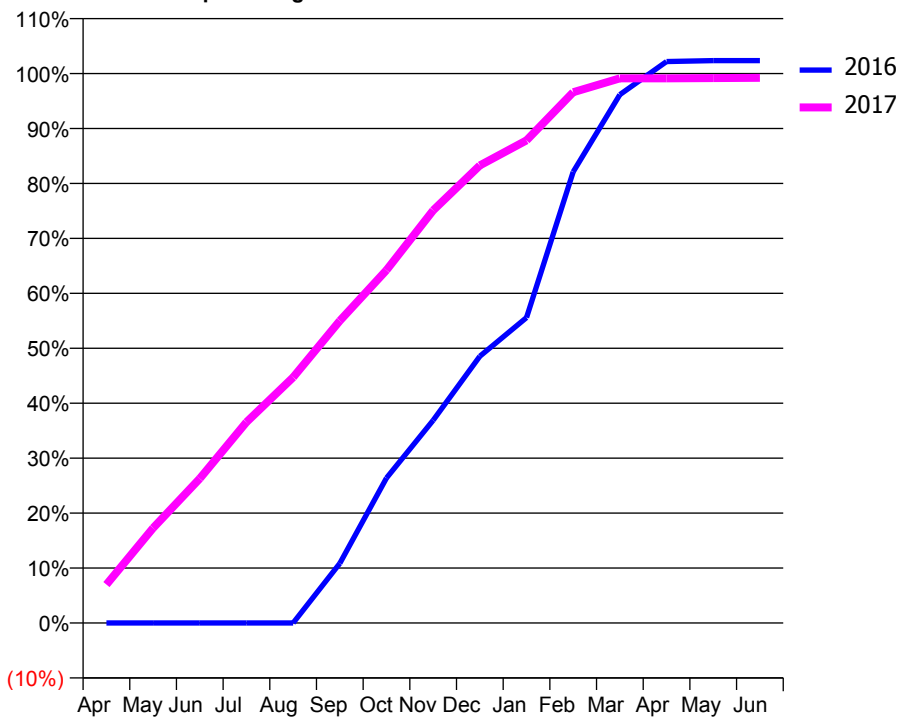
### ACCESS\*

Patients seen in 24 months	Total	Change since previous quarter
Quarter ending March 2016	1,868	
Quarter ending June 2016	2,155	↑
Quarter ending September 2016	2,328	↑
Quarter ending December 2016	2,376	↑
Quarter ending March 2017	2,362	→
<b>Variance since March 2016</b>	<b>26.4%</b>	<b>↑</b>



### ACTIVITY

Cumulative percentage of contracted UDA delivered 2016 & 2017



Adjusted Scheduled Activity (UDA)

Month	2016	2017
April	0	670
May	0	1,655
June	0	2,518
July	0	3,500
August	0	4,281
September	704	5,267
October	1,709	6,150
November	2,390	7,190
December	3,143	7,972
January	3,599	8,411
February	5,317	9,249
March	6,227	9,490
April	6,616	9,490
May	6,628	9,494
June	6,628	9,499

### QUALITY

	Quantity	Base Number	Contract	AT	Region	England
% of FP17s for the same patient ID Re-attending within 3 months - Children	82	633	13.0%	11.2%	12.0%	12.3%
% of FP17s for the same patient ID Re-attending within 3 months - Adults	402	2,692	14.9%	15.2%	16.0%	16.7%
% of FP17s for the same patient ID Re-attending between 3 & 9 months - Children	347	633	54.8%	58.8%	58.8%	57.6%
% of FP17s for the same patient ID Re-attending between 3 & 9 months - Adults	1,547	2,692	57.5%	49.2%	51.2%	50.1%
% of FP17s for Band 1 Urgent Courses	126	3,203	3.9%	9.5%	8.0%	9.1%
% of FP17s Relating to Free Repair or Replacements	54	3,203	1.7%	0.8%	0.8%	0.8%
% of FP17s Relating to Continuations	11	3,203	0.3%	1.3%	1.2%	1.2%
% of Patients satisfied with the dentistry they have received	9	9	N/A	91.9%	92.7%	92.8%
% of Patients satisfied with the time they had to wait for an appointment	9	9	N/A	86.5%	89.1%	88.7%

\* This is based on patients treated on this contract for their most recent course of treatment. Figures in italics indicate the base number of FP17s or Patient Questionnaire responses are less than 100. N/A is shown where the base number of responses is less than 10 during the period. % is calculated as Quantity/Base number\*100

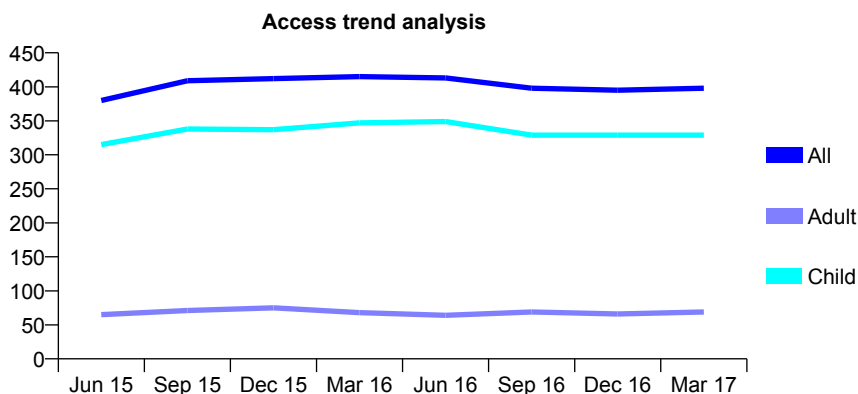
## Q56 - Vital Signs At a Glance Contract Report for 299022/0001 - Year end March 2017

Name or company name	MR G KARATZOPOULOS
Contract type name	GDS Contract
Purpose of contract	General and Orthodontic
Contract start date	01/08/2012
Contract end date	

16/17 Contracted general activity (UDA)	551
Carry forward general activity (UDA)	-11
16/17 Contracted orthodontic activity (UOA)	900
Carry forward orthodontic activity (UOA)	27
Baseline contract value	£70,764.34

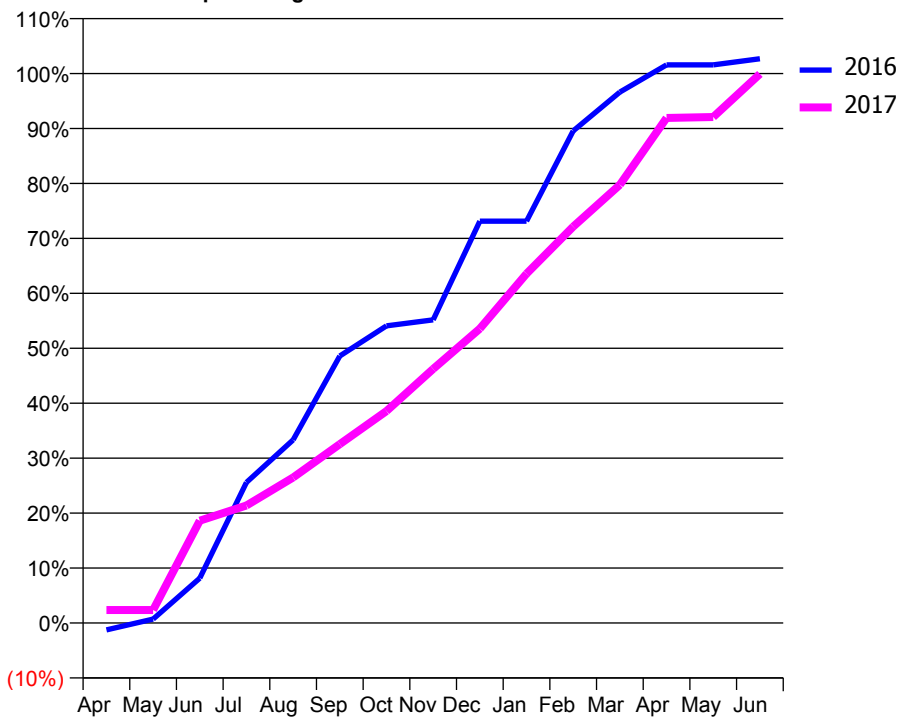
### ACCESS\*

Patients seen in 24 months	Total	Change since previous quarter
Quarter ending March 2016	415	
Quarter ending June 2016	413	→
Quarter ending September 2016	398	↓
Quarter ending December 2016	395	→
Quarter ending March 2017	398	→
<b>Variance since March 2016</b>	<b>(4.1%)</b>	<b>↓</b>



### ACTIVITY

Cumulative percentage of contracted UDA delivered 2016 & 2017



Month	Adjusted Scheduled Activity (UDA)	
	2016	2017
April	-7	13
May	4	13
June	45	103
July	141	118
August	184	146
September	268	179
October	298	213
November	304	255
December	403	295
January	403	350
February	493	397
March	532	439
April	560	506
May	560	507
June	566	551

### QUALITY

	Quantity	Base Number	Contract	AT	Region	England
% of FP17s for the same patient ID Re-attending within 3 months - Children	45	472	9.5%	11.2%	12.0%	12.3%
% of FP17s for the same patient ID Re-attending within 3 months - Adults	1	20	5.0%	15.2%	16.0%	16.7%
% of FP17s for the same patient ID Re-attending between 3 & 9 months - Children	211	472	44.7%	58.8%	58.8%	57.6%
% of FP17s for the same patient ID Re-attending between 3 & 9 months - Adults	10	20	50.0%	49.2%	51.2%	50.1%
% of FP17s for Band 1 Urgent Courses	9	407	2.2%	9.5%	8.0%	9.1%
% of FP17s Relating to Free Repair or Replacements	0	407	0.0%	0.8%	0.8%	0.8%
% of FP17s Relating to Continuations	0	407	0.0%	1.3%	1.2%	1.2%
% of Patients satisfied with the dentistry they have received	0	0	N/A	91.9%	92.7%	92.8%
% of Patients satisfied with the time they had to wait for an appointment	0	0	N/A	86.5%	89.1%	88.7%

\* This is based on patients treated on this contract for their most recent course of treatment. Figures in italics indicate the base number of FP17s or Patient Questionnaire responses are less than 100. N/A is shown where the base number of responses is less than 10 during the period. % is calculated as Quantity/Base number\*100

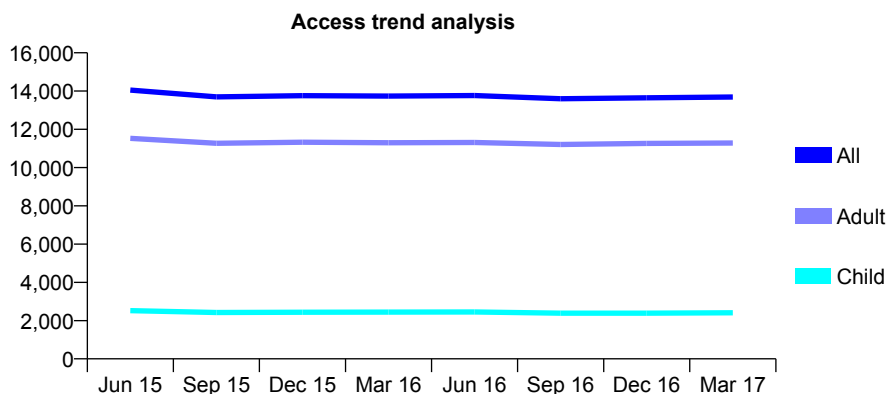
## Q56 - Vital Signs At a Glance Contract Report for 329185/0001 - Year end March 2017

Name or company name	MR HS SKOYLES
Contract type name	GDS Contract
Purpose of contract	General and Orthodontic
Contract start date	01/04/2006
Contract end date	

16/17 Contracted general activity (UDA)	42,279
Carry forward general activity (UDA)	0
16/17 Contracted orthodontic activity (UOA)	1,200
Carry forward orthodontic activity (UOA)	-13
Baseline contract value	£1,141,394.04

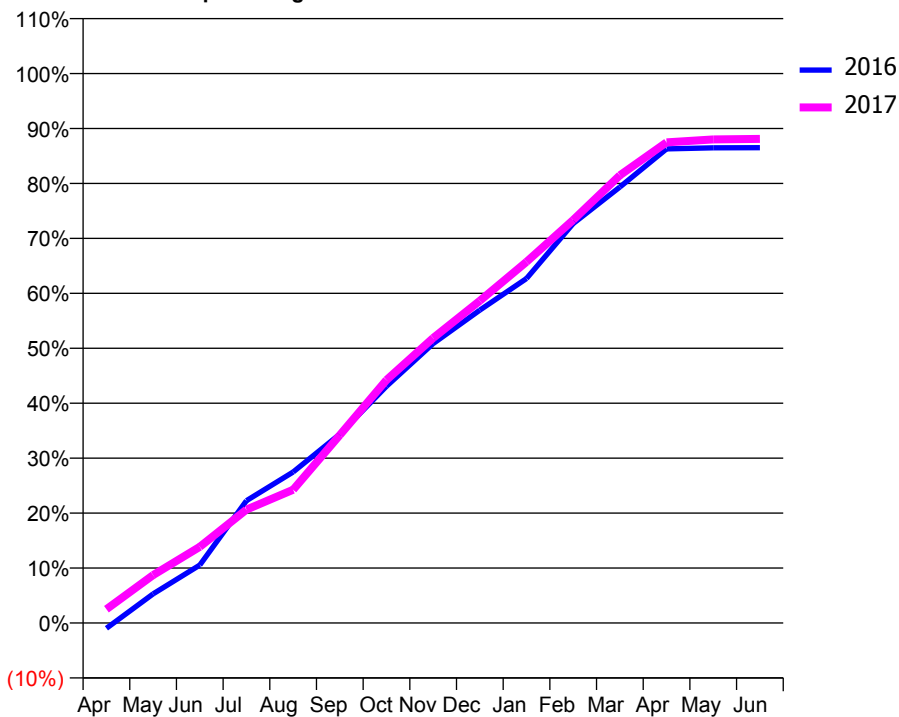
### ACCESS\*

Patients seen in 24 months	Total	Change since previous quarter
Quarter ending March 2016	13,739	
Quarter ending June 2016	13,766	→
Quarter ending September 2016	13,595	↓
Quarter ending December 2016	13,647	→
Quarter ending March 2017	13,689	→
<b>Variance since March 2016</b>	<b>(0.4%)</b>	→



### ACTIVITY

Cumulative percentage of contracted UDA delivered 2016 & 2017



Month	Adjusted Scheduled Activity (UDA)	
	2016	2017
April	-414	1,060
May	2,237	3,684
June	4,462	5,865
July	9,409	8,729
August	11,618	10,251
September	14,538	14,458
October	18,216	18,699
November	21,501	21,935
December	24,076	24,793
January	26,509	27,788
February	30,729	31,005
March	33,549	34,450
April	36,478	36,978
May	36,556	37,208
June	36,569	37,245

### QUALITY

	Quantity	Base Number	Contract	AT	Region	England
% of FP17s for the same patient ID Re-attending within 3 months - Children	425	4,115	10.3%	11.2%	12.0%	12.3%
% of FP17s for the same patient ID Re-attending within 3 months - Adults	2,726	17,392	15.7%	15.2%	16.0%	16.7%
% of FP17s for the same patient ID Re-attending between 3 & 9 months - Children	2,503	4,115	60.8%	58.8%	58.8%	57.6%
% of FP17s for the same patient ID Re-attending between 3 & 9 months - Adults	9,838	17,392	56.6%	49.2%	51.2%	50.1%
% of FP17s for Band 1 Urgent Courses	1,485	20,177	7.4%	9.5%	8.0%	9.1%
% of FP17s Relating to Free Repair or Replacements	221	20,177	1.1%	0.8%	0.8%	0.8%
% of FP17s Relating to Continuations	308	20,177	1.5%	1.3%	1.2%	1.2%
% of Patients satisfied with the dentistry they have received	40	45	88.9%	91.9%	92.7%	92.8%
% of Patients satisfied with the time they had to wait for an appointment	43	45	95.6%	86.5%	89.1%	88.7%

\* This is based on patients treated on this contract for their most recent course of treatment. Figures in italics indicate the base number of FP17s or Patient Questionnaire responses are less than 100. N/A is shown where the base number of responses is less than 10 during the period. % is calculated as Quantity/Base number\*100

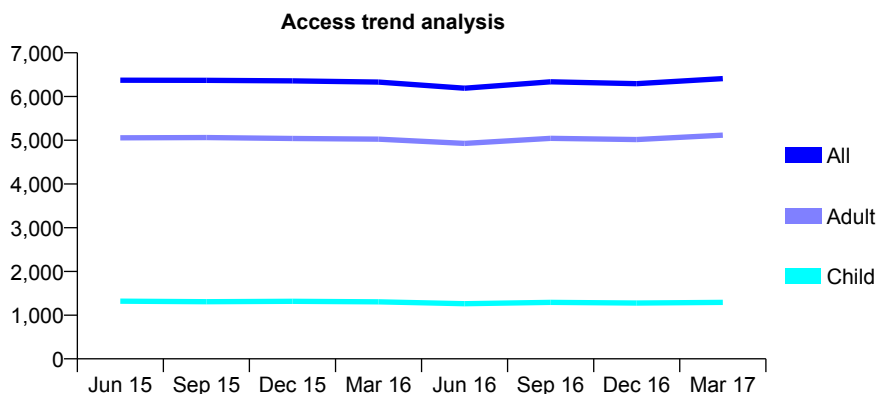
## Q56 - Vital Signs At a Glance Contract Report for 329541/0002 - Year end March 2017

Name or company name	MR GN BAXTER
Contract type name	PDS Contract
Purpose of contract	General
Contract start date	16/12/2007
Contract end date	15/12/2017

16/17 Contracted general activity (UDA)	19,505
Carry forward general activity (UDA)	-10
16/17 Contracted orthodontic activity (UOA)	0
Carry forward orthodontic activity (UOA)	0
Baseline contract value	£482,033.74

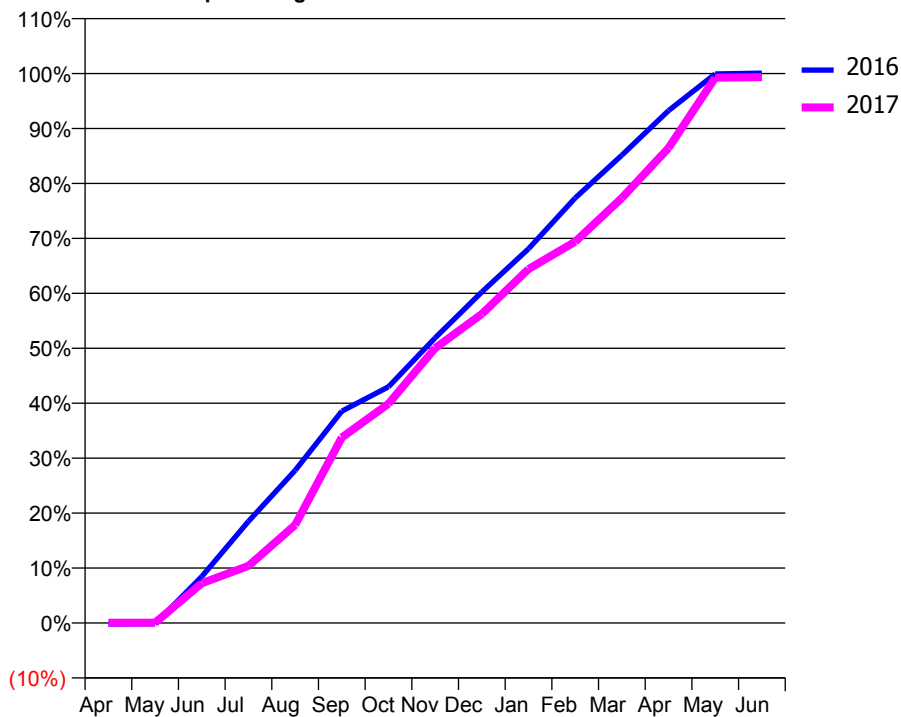
### ACCESS\*

Patients seen in 24 months	Total	Change since previous quarter
Quarter ending March 2016	6,329	
Quarter ending June 2016	6,189	↓
Quarter ending September 2016	6,336	↑
Quarter ending December 2016	6,293	→
Quarter ending March 2017	6,409	→
<b>Variance since March 2016</b>	<b>1.3%</b>	<b>→</b>



### ACTIVITY

Cumulative percentage of contracted UDA delivered 2016 & 2017



Month	Adjusted Scheduled Activity (UDA)	
	2016	2017
April	-38	10
May	-32	10
June	1,648	1,411
July	3,608	2,028
August	5,416	3,480
September	7,520	6,584
October	8,384	7,783
November	10,120	9,759
December	11,749	10,970
January	13,283	12,567
February	15,087	13,535
March	16,607	15,086
April	18,189	16,863
May	19,489	19,357
June	19,515	19,375

### QUALITY

	Quantity	Base Number	Contract	AT	Region	England
% of FP17s for the same patient ID Re-attending within 3 months - Children	85	1,476	5.8%	11.2%	12.0%	12.3%
% of FP17s for the same patient ID Re-attending within 3 months - Adults	997	5,950	16.8%	15.2%	16.0%	16.7%
% of FP17s for the same patient ID Re-attending between 3 & 9 months - Children	672	1,476	45.5%	58.8%	58.8%	57.6%
% of FP17s for the same patient ID Re-attending between 3 & 9 months - Adults	2,519	5,950	42.3%	49.2%	51.2%	50.1%
% of FP17s for Band 1 Urgent Courses	1,596	7,817	20.4%	9.5%	8.0%	9.1%
% of FP17s Relating to Free Repair or Replacements	79	7,817	1.0%	0.8%	0.8%	0.8%
% of FP17s Relating to Continuations	0	7,817	0.0%	1.3%	1.2%	1.2%
% of Patients satisfied with the dentistry they have received	9	10	90.0%	91.9%	92.7%	92.8%
% of Patients satisfied with the time they had to wait for an appointment	8	10	80.0%	86.5%	89.1%	88.7%

\* This is based on patients treated on this contract for their most recent course of treatment. Figures in italics indicate the base number of FP17s or Patient Questionnaire responses are less than 100. N/A is shown where the base number of responses is less than 10 during the period. % is calculated as Quantity/Base number\*100

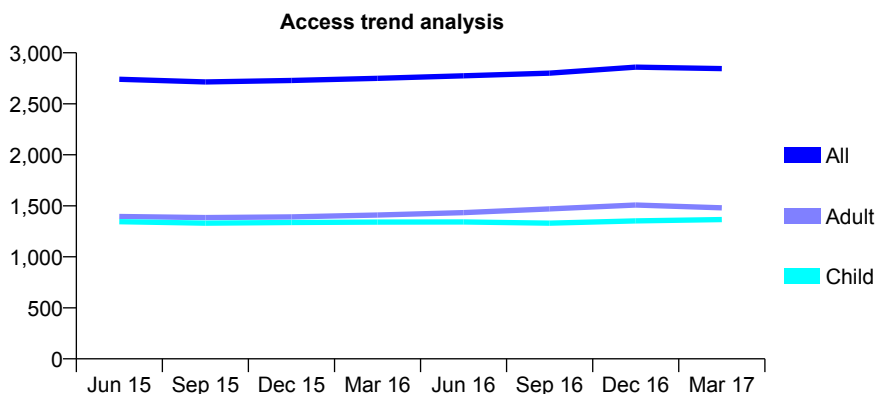
## Q56 - Vital Signs At a Glance Contract Report for 329630/0003 - Year end March 2017

Name or company name	MR PJ BROWN
Contract type name	GDS Contract
Purpose of contract	General
Contract start date	01/01/2013
Contract end date	

16/17 Contracted general activity (UDA)	7,768
Carry forward general activity (UDA)	0
16/17 Contracted orthodontic activity (UOA)	0
Carry forward orthodontic activity (UOA)	0
Baseline contract value	£188,528.60

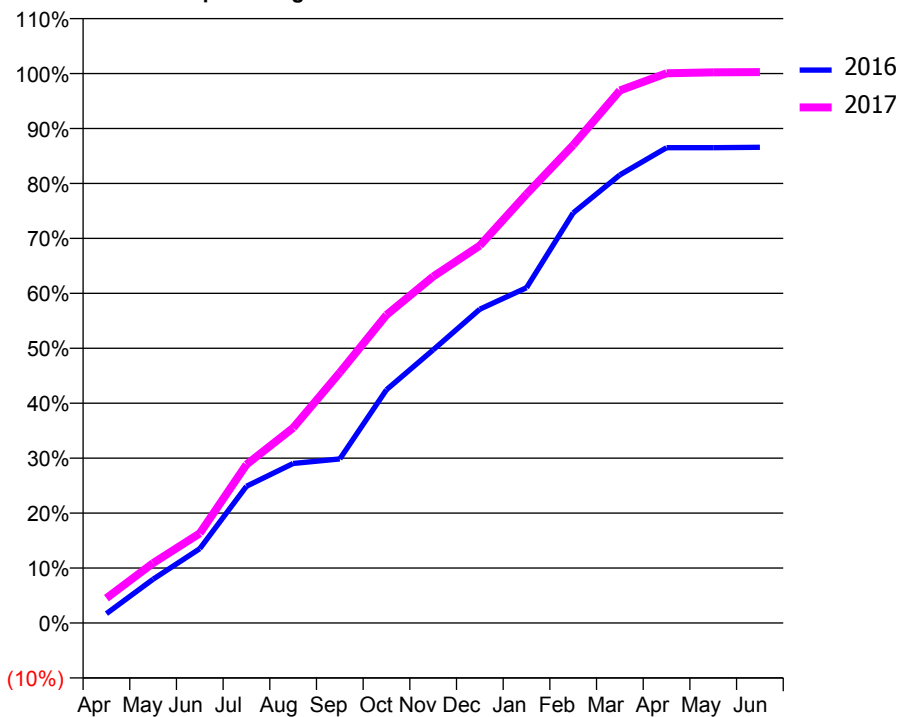
### ACCESS\*

Patients seen in 24 months	Total	Change since previous quarter
Quarter ending March 2016	2,750	
Quarter ending June 2016	2,775	→
Quarter ending September 2016	2,800	→
Quarter ending December 2016	2,860	↑
Quarter ending March 2017	2,845	→
<b>Variance since March 2016</b>	<b>3.5%</b>	<b>↑</b>



### ACTIVITY

Cumulative percentage of contracted UDA delivered 2016 & 2017



### QUALITY

	Quantity	Base Number	Contract	AT	Region	England
% of FP17s for the same patient ID Re-attending within 3 months - Children	283	2,294	12.3%	11.2%	12.0%	12.3%
% of FP17s for the same patient ID Re-attending within 3 months - Adults	521	2,235	23.3%	15.2%	16.0%	16.7%
% of FP17s for the same patient ID Re-attending between 3 & 9 months - Children	1,314	2,294	57.3%	58.8%	58.8%	57.6%
% of FP17s for the same patient ID Re-attending between 3 & 9 months - Adults	1,055	2,235	47.2%	49.2%	51.2%	50.1%
% of FP17s for Band 1 Urgent Courses	331	4,412	7.5%	9.5%	8.0%	9.1%
% of FP17s Relating to Free Repair or Replacements	59	4,412	1.3%	0.8%	0.8%	0.8%
% of FP17s Relating to Continuations	79	4,412	1.8%	1.3%	1.2%	1.2%
% of Patients satisfied with the dentistry they have received	4	4	N/A	91.9%	92.7%	92.8%
% of Patients satisfied with the time they had to wait for an appointment	4	4	N/A	86.5%	89.1%	88.7%

\* This is based on patients treated on this contract for their most recent course of treatment. Figures in italics indicate the base number of FP17s or Patient Questionnaire responses are less than 100. N/A is shown where the base number of responses is less than 10 during the period. % is calculated as Quantity/Base number\*100

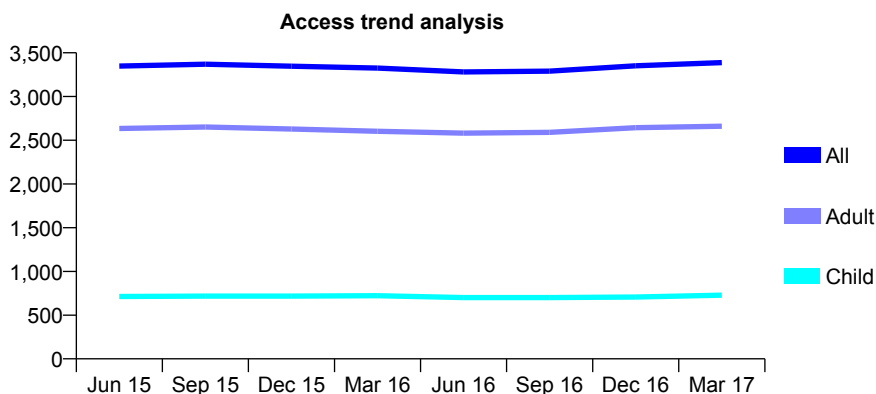
## Q56 - Vital Signs At a Glance Contract Report for 337315/0001 - Year end March 2017

Name or company name	MR DN ABDAAH
Contract type name	GDS Contract
Purpose of contract	General
Contract start date	01/04/2006
Contract end date	

16/17 Contracted general activity (UDA)	8,749
Carry forward general activity (UDA)	-175
16/17 Contracted orthodontic activity (UOA)	0
Carry forward orthodontic activity (UOA)	0
Baseline contract value	£248,749.12

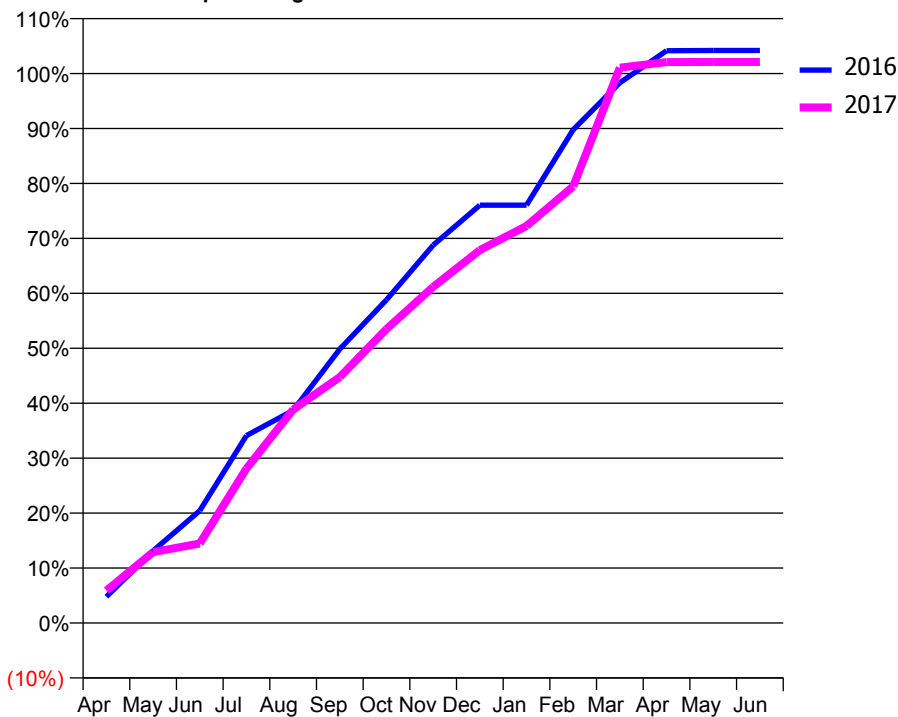
### ACCESS\*

Patients seen in 24 months	Total	Change since previous quarter
Quarter ending March 2016	3,325	
Quarter ending June 2016	3,281	↓
Quarter ending September 2016	3,290	→
Quarter ending December 2016	3,351	→
Quarter ending March 2017	3,388	→
<b>Variance since March 2016</b>	<b>1.9%</b>	<b>→</b>



### ACTIVITY

Cumulative percentage of contracted UDA delivered 2016 & 2017



Month	Adjusted Scheduled Activity (UDA)	
	2016	2017
April	420	517
May	1,149	1,127
June	1,789	1,266
July	2,985	2,460
August	3,385	3,398
September	4,362	3,916
October	5,145	4,681
November	6,015	5,351
December	6,653	5,937
January	6,653	6,323
February	7,855	6,952
March	8,602	8,842
April	9,112	8,930
May	9,115	8,933
June	9,115	8,933

### QUALITY

	Quantity	Base Number	Contract	AT	Region	England
% of FP17s for the same patient ID Re-attending within 3 months - Children	63	1,138	5.5%	11.2%	12.0%	12.3%
% of FP17s for the same patient ID Re-attending within 3 months - Adults	484	4,167	11.6%	15.2%	16.0%	16.7%
% of FP17s for the same patient ID Re-attending between 3 & 9 months - Children	703	1,138	61.8%	58.8%	58.8%	57.6%
% of FP17s for the same patient ID Re-attending between 3 & 9 months - Adults	2,624	4,167	63.0%	49.2%	51.2%	50.1%
% of FP17s for Band 1 Urgent Courses	95	5,082	1.9%	9.5%	8.0%	9.1%
% of FP17s Relating to Free Repair or Replacements	67	5,082	1.3%	0.8%	0.8%	0.8%
% of FP17s Relating to Continuations	30	5,082	0.6%	1.3%	1.2%	1.2%
% of Patients satisfied with the dentistry they have received	5	5	N/A	91.9%	92.7%	92.8%
% of Patients satisfied with the time they had to wait for an appointment	5	5	N/A	86.5%	89.1%	88.7%

\* This is based on patients treated on this contract for their most recent course of treatment. Figures in italics indicate the base number of FP17s or Patient Questionnaire responses are less than 100. N/A is shown where the base number of responses is less than 10 during the period. % is calculated as Quantity/Base number\*100

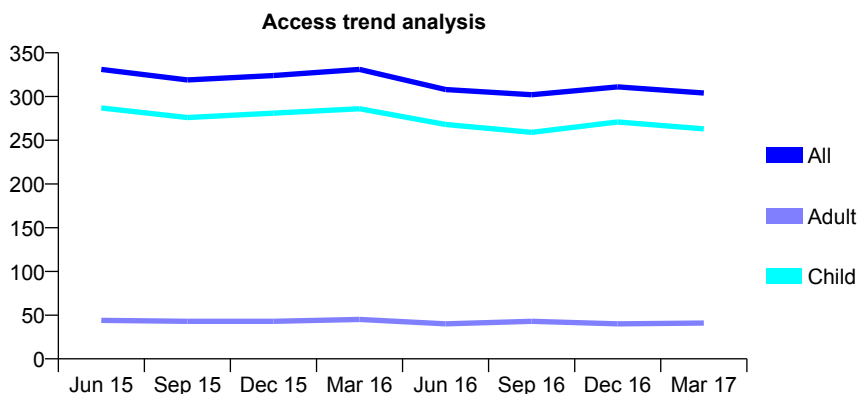
## Q56 - Vital Signs At a Glance Contract Report for 344524/0001 - Year end March 2017

Name or company name	MR RL PILCHER
Contract type name	GDS Contract
Purpose of contract	General
Contract start date	01/04/2006
Contract end date	

16/17 Contracted general activity (UDA)	650
Carry forward general activity (UDA)	0
16/17 Contracted orthodontic activity (UOA)	0
Carry forward orthodontic activity (UOA)	0
Baseline contract value	£13,817.92

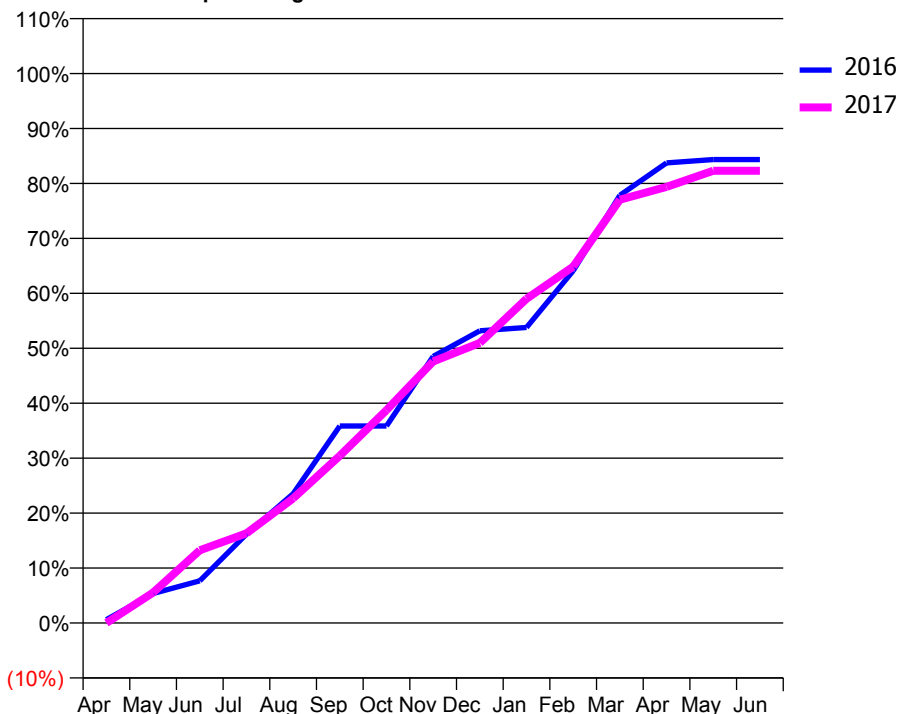
### ACCESS\*

Patients seen in 24 months	Total	Change since previous quarter
Quarter ending March 2016	331	
Quarter ending June 2016	308	↓
Quarter ending September 2016	302	↓
Quarter ending December 2016	311	↑
Quarter ending March 2017	304	↓
<b>Variance since March 2016</b>	<b>(8.2%)</b>	<b>↓</b>



### ACTIVITY

Cumulative percentage of contracted UDA delivered 2016 & 2017



Month	Adjusted Scheduled Activity (UDA)	
	2016	2017
April	4	0
May	35	36
June	50	86
July	105	106
August	153	147
September	233	198
October	233	252
November	315	309
December	346	331
January	350	384
February	417	422
March	506	501
April	544	516
May	548	535
June	548	535

### QUALITY

	Quantity	Base Number	Contract	AT	Region	England
% of FP17s for the same patient ID Re-attending within 3 months - Children	41	454	9.0%	11.2%	12.0%	12.3%
% of FP17s for the same patient ID Re-attending within 3 months - Adults	0	13	0.0%	15.2%	16.0%	16.7%
% of FP17s for the same patient ID Re-attending between 3 & 9 months - Children	313	454	68.9%	58.8%	58.8%	57.6%
% of FP17s for the same patient ID Re-attending between 3 & 9 months - Adults	10	13	76.9%	49.2%	51.2%	50.1%
% of FP17s for Band 1 Urgent Courses	10	465	2.2%	9.5%	8.0%	9.1%
% of FP17s Relating to Free Repair or Replacements	0	465	0.0%	0.8%	0.8%	0.8%
% of FP17s Relating to Continuations	0	465	0.0%	1.3%	1.2%	1.2%
% of Patients satisfied with the dentistry they have received	0	0	N/A	91.9%	92.7%	92.8%
% of Patients satisfied with the time they had to wait for an appointment	0	0	N/A	86.5%	89.1%	88.7%

\* This is based on patients treated on this contract for their most recent course of treatment. Figures in italics indicate the base number of FP17s or Patient Questionnaire responses are less than 100. N/A is shown where the base number of responses is less than 10 during the period. % is calculated as Quantity/Base number\*100



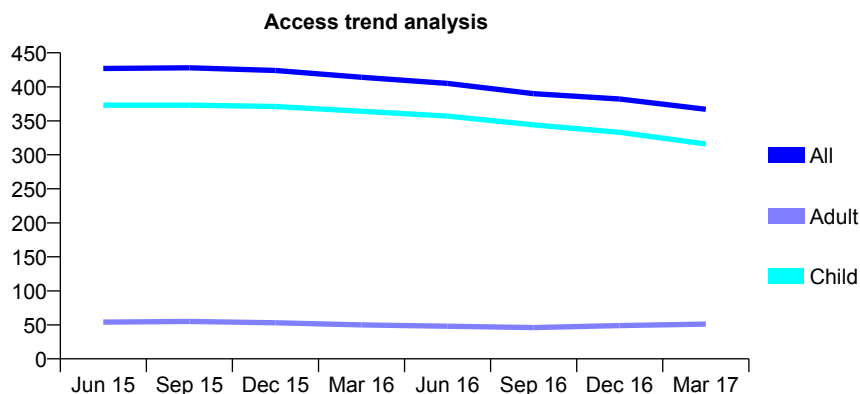
## Q56 - Vital Signs At a Glance Contract Report for 344958/0001 - Year end March 2017

Name or company name	MS X RUI
Contract type name	GDS Contract
Purpose of contract	General
Contract start date	01/04/2006
Contract end date	

16/17 Contracted general activity (UDA)	688
Carry forward general activity (UDA)	0
16/17 Contracted orthodontic activity (UOA)	0
Carry forward orthodontic activity (UOA)	0
Baseline contract value	£16,056.26

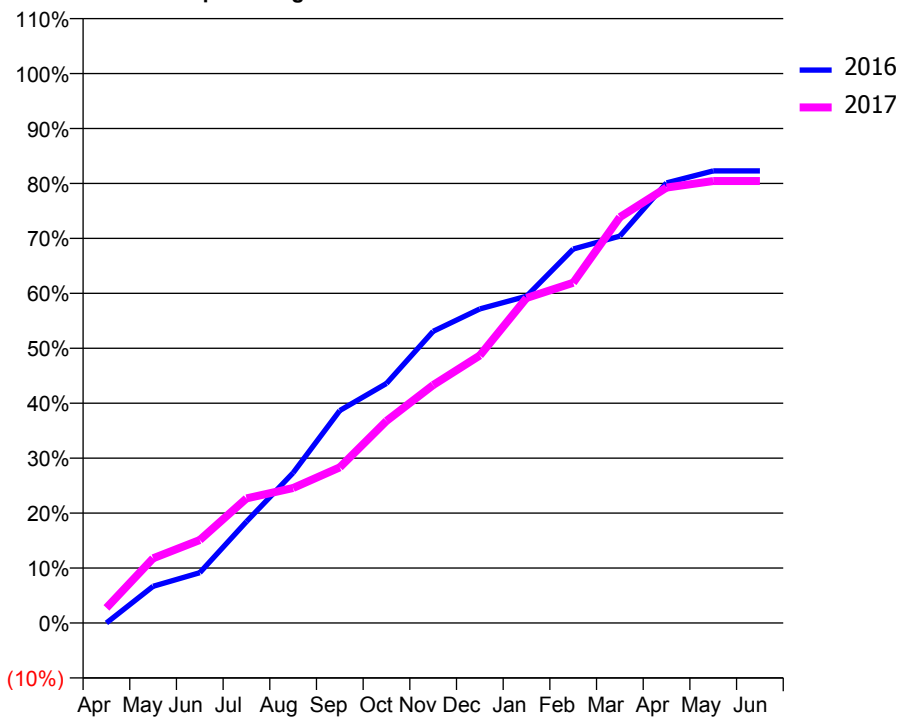
### ACCESS\*

Patients seen in 24 months	Total	Change since previous quarter
Quarter ending March 2016	414	
Quarter ending June 2016	405	↓
Quarter ending September 2016	390	↓
Quarter ending December 2016	382	↓
Quarter ending March 2017	367	↓
<b>Variance since March 2016</b>	<b>(11.4%)</b>	<b>↓</b>



### ACTIVITY

Cumulative percentage of contracted UDA delivered 2016 & 2017



Month	Adjusted Scheduled Activity (UDA)	
	2016	2017
April	0	19
May	46	81
June	63	104
July	127	156
August	188	169
September	266	195
October	300	253
November	365	298
December	393	335
January	409	407
February	468	426
March	484	508
April	551	545
May	566	553
June	566	553

### QUALITY

	Quantity	Base Number	Contract	AT	Region	England
% of FP17s for the same patient ID Re-attending within 3 months - Children	15	479	3.1%	11.2%	12.0%	12.3%
% of FP17s for the same patient ID Re-attending within 3 months - Adults	0	20	0.0%	15.2%	16.0%	16.7%
% of FP17s for the same patient ID Re-attending between 3 & 9 months - Children	312	479	65.1%	58.8%	58.8%	57.6%
% of FP17s for the same patient ID Re-attending between 3 & 9 months - Adults	11	20	55.0%	49.2%	51.2%	50.1%
% of FP17s for Band 1 Urgent Courses	2	457	0.4%	9.5%	8.0%	9.1%
% of FP17s Relating to Free Repair or Replacements	0	457	0.0%	0.8%	0.8%	0.8%
% of FP17s Relating to Continuations	0	457	0.0%	1.3%	1.2%	1.2%
% of Patients satisfied with the dentistry they have received	0	0	N/A	91.9%	92.7%	92.8%
% of Patients satisfied with the time they had to wait for an appointment	0	0	N/A	86.5%	89.1%	88.7%

\* This is based on patients treated on this contract for their most recent course of treatment. Figures in italics indicate the base number of FP17s or Patient Questionnaire responses are less than 100. N/A is shown where the base number of responses is less than 10 during the period. % is calculated as Quantity/Base number\*100

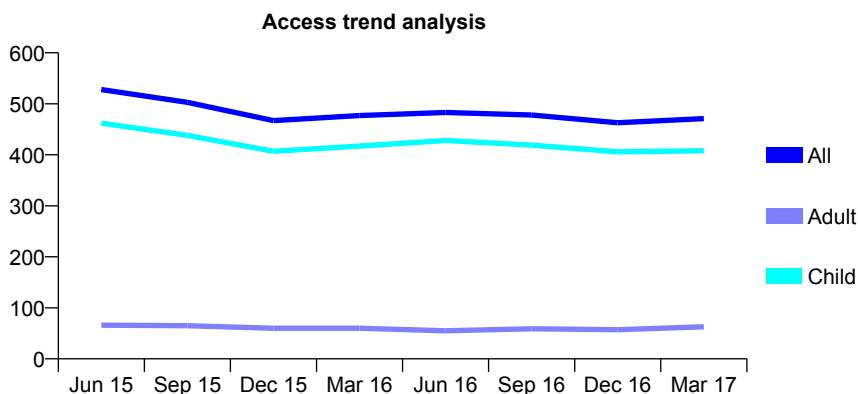
## Q56 - Vital Signs At a Glance Contract Report for 565393/0001 - Year end March 2017

Name or company name	MR S MILANOVIC
Contract type name	GDS Contract
Purpose of contract	General
Contract start date	01/04/2006
Contract end date	

16/17 Contracted general activity (UDA)	1,110
Carry forward general activity (UDA)	0
16/17 Contracted orthodontic activity (UOA)	0
Carry forward orthodontic activity (UOA)	0
Baseline contract value	£22,598.68

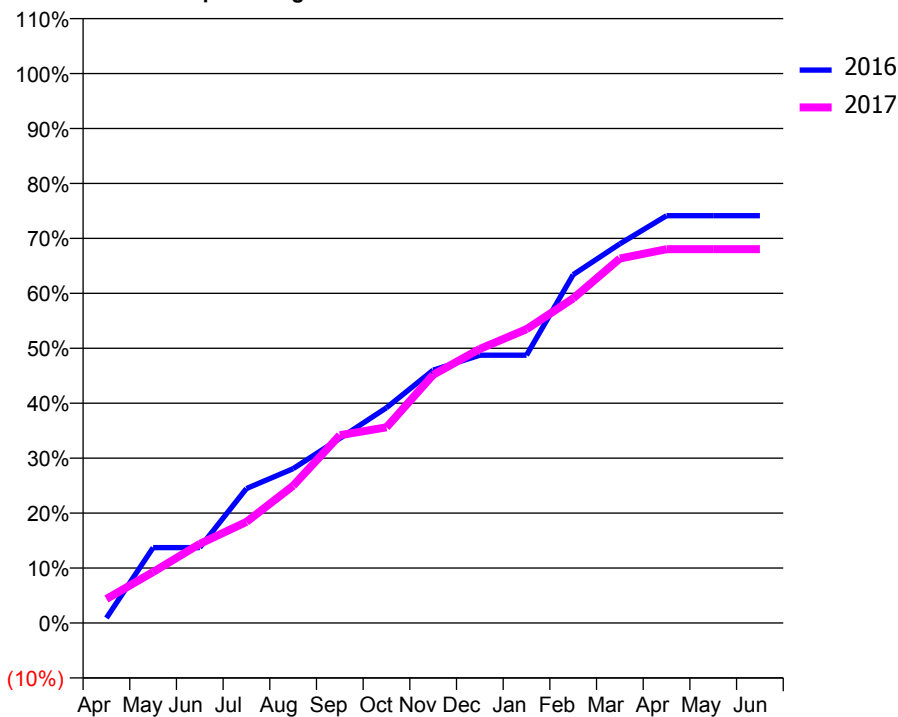
### ACCESS\*

Patients seen in 24 months	Total	Change since previous quarter
Quarter ending March 2016	477	
Quarter ending June 2016	483	→
Quarter ending September 2016	478	↓
Quarter ending December 2016	463	↓
Quarter ending March 2017	471	→
<b>Variance since March 2016</b>	<b>(1.3%)</b>	<b>↓</b>



### ACTIVITY

Cumulative percentage of contracted UDA delivered 2016 & 2017



Month	Adjusted Scheduled Activity (UDA)	
	2016	2017
April	10	49
May	152	103
June	152	160
July	272	204
August	312	277
September	373	379
October	435	395
November	511	501
December	541	554
January	541	594
February	704	656
March	766	736
April	823	755
May	823	755
June	823	755

### QUALITY

	Quantity	Base Number	Contract	AT	Region	England
% of FP17s for the same patient ID Re-attending within 3 months - Children	22	600	3.7%	11.2%	12.0%	12.3%
% of FP17s for the same patient ID Re-attending within 3 months - Adults	0	42	0.0%	15.2%	16.0%	16.7%
% of FP17s for the same patient ID Re-attending between 3 & 9 months - Children	363	600	60.5%	58.8%	58.8%	57.6%
% of FP17s for the same patient ID Re-attending between 3 & 9 months - Adults	23	42	54.8%	49.2%	51.2%	50.1%
% of FP17s for Band 1 Urgent Courses	11	606	1.8%	9.5%	8.0%	9.1%
% of FP17s Relating to Free Repair or Replacements	0	606	0.0%	0.8%	0.8%	0.8%
% of FP17s Relating to Continuations	0	606	0.0%	1.3%	1.2%	1.2%
% of Patients satisfied with the dentistry they have received	1	1	N/A	91.9%	92.7%	92.8%
% of Patients satisfied with the time they had to wait for an appointment	1	1	N/A	86.5%	89.1%	88.7%

\* This is based on patients treated on this contract for their most recent course of treatment. Figures in italics indicate the base number of FP17s or Patient Questionnaire responses are less than 100. N/A is shown where the base number of responses is less than 10 during the period. % is calculated as Quantity/Base number\*100

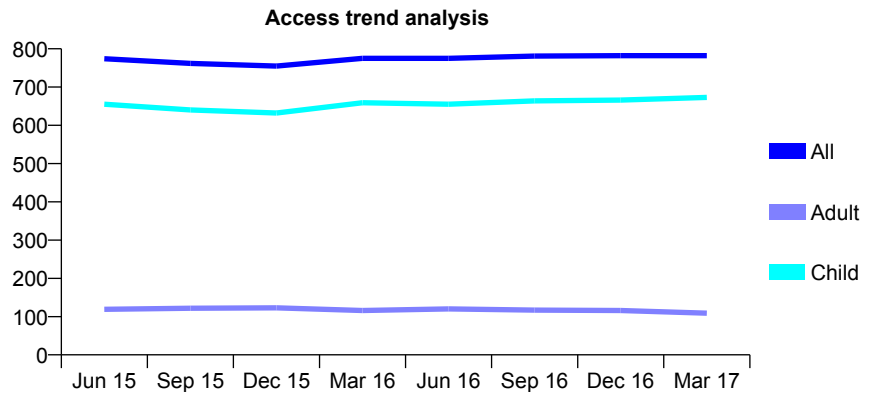
## Q56 - Vital Signs At a Glance Contract Report for 567493/0001 - Year end March 2017

Name or company name	MR WJ POULTER
Contract type name	GDS Contract
Purpose of contract	General
Contract start date	01/04/2006
Contract end date	

16/17 Contracted general activity (UDA)	2,077
Carry forward general activity (UDA)	0
16/17 Contracted orthodontic activity (UOA)	0
Carry forward orthodontic activity (UOA)	0
Baseline contract value	£40,917.27

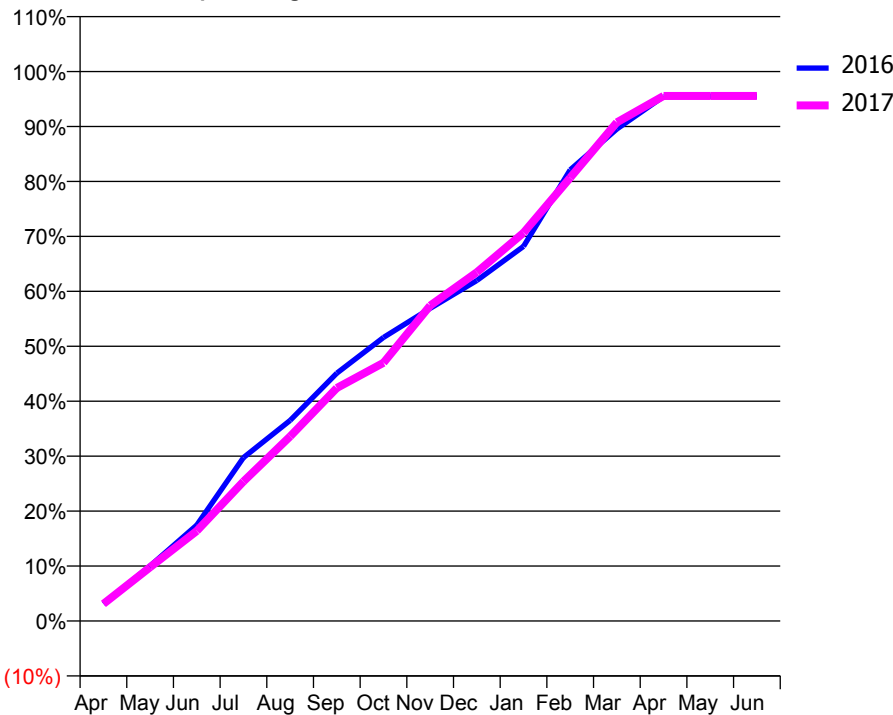
### ACCESS\*

Patients seen in 24 months	Total	Change since previous quarter
Quarter ending March 2016	775	
Quarter ending June 2016	775	→
Quarter ending September 2016	781	→
Quarter ending December 2016	782	→
Quarter ending March 2017	782	→
<b>Variance since March 2016</b>	<b>0.9%</b>	<b>→</b>



### ACTIVITY

Cumulative percentage of contracted UDA delivered 2016 & 2017



Month	Adjusted Scheduled Activity (UDA)	
	2016	2017
April	65	65
May	208	203
June	362	341
July	618	528
August	758	698
September	937	881
October	1,072	976
November	1,182	1,192
December	1,287	1,318
January	1,416	1,467
February	1,705	1,676
March	1,860	1,885
April	1,983	1,985
May	1,984	1,985
June	1,984	1,985

### QUALITY

	Quantity	Base Number	Contract	AT	Region	England
% of FP17s for the same patient ID Re-attending within 3 months - Children	166	1,346	12.3%	11.2%	12.0%	12.3%
% of FP17s for the same patient ID Re-attending within 3 months - Adults	14	74	18.9%	15.2%	16.0%	16.7%
% of FP17s for the same patient ID Re-attending between 3 & 9 months - Children	940	1,346	69.8%	58.8%	58.8%	57.6%
% of FP17s for the same patient ID Re-attending between 3 & 9 months - Adults	50	74	67.6%	49.2%	51.2%	50.1%
% of FP17s for Band 1 Urgent Courses	8	1,402	0.6%	9.5%	8.0%	9.1%
% of FP17s Relating to Free Repair or Replacements	0	1,402	0.0%	0.8%	0.8%	0.8%
% of FP17s Relating to Continuations	0	1,402	0.0%	1.3%	1.2%	1.2%
% of Patients satisfied with the dentistry they have received	16	16	100.0%	91.9%	92.7%	92.8%
% of Patients satisfied with the time they had to wait for an appointment	15	16	93.8%	86.5%	89.1%	88.7%

\* This is based on patients treated on this contract for their most recent course of treatment. Figures in italics indicate the base number of FP17s or Patient Questionnaire responses are less than 100. N/A is shown where the base number of responses is less than 10 during the period. % is calculated as Quantity/Base number\*100

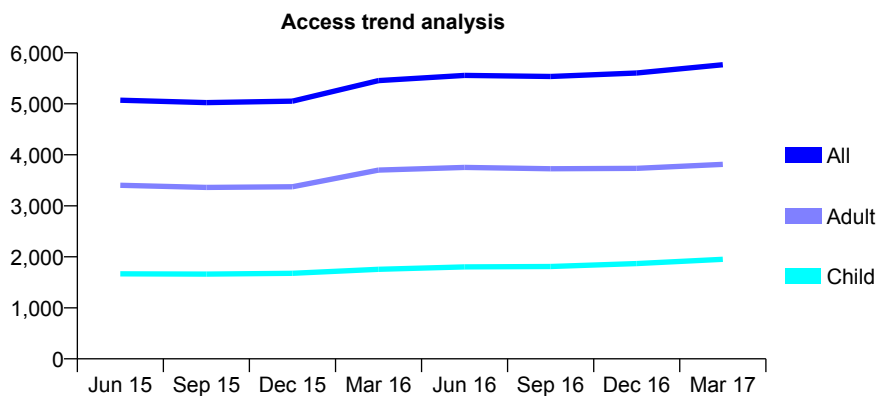
## Q56 - Vital Signs At a Glance Contract Report for 568376/0001 - Year end March 2017

Name or company name	MR N LAWRENCE
Contract type name	GDS Contract
Purpose of contract	General
Contract start date	01/04/2006
Contract end date	

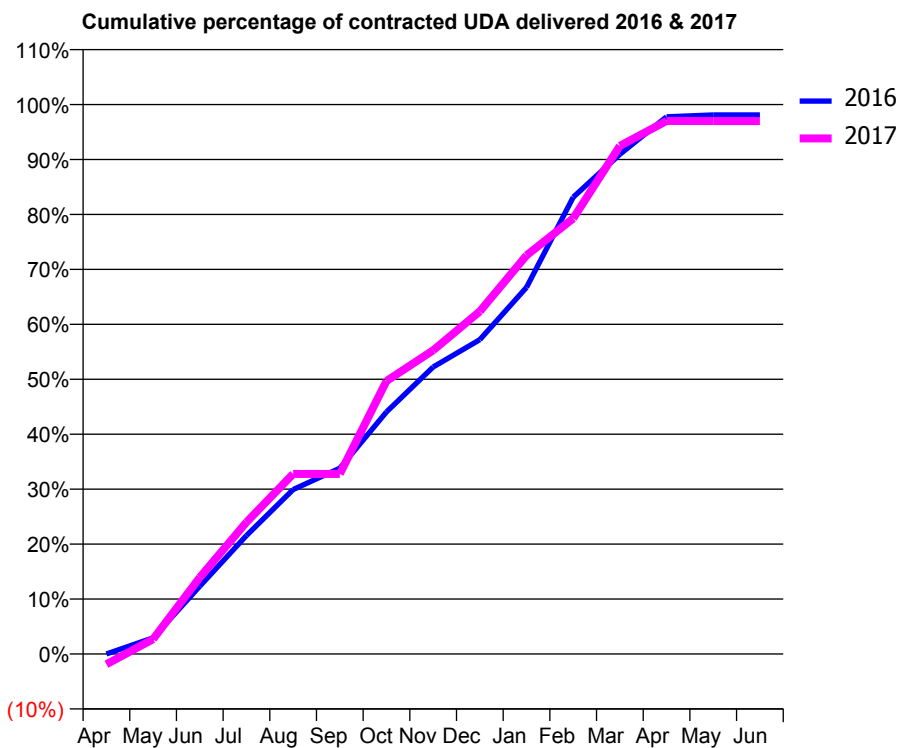
16/17 Contracted general activity (UDA)	16,273
Carry forward general activity (UDA)	308
16/17 Contracted orthodontic activity (UOA)	0
Carry forward orthodontic activity (UOA)	0
Baseline contract value	£375,119.56

### ACCESS\*

Patients seen in 24 months	Total	Change since previous quarter
Quarter ending March 2016	5,455	
Quarter ending June 2016	5,556	→
Quarter ending September 2016	5,537	→
Quarter ending December 2016	5,604	→
Quarter ending March 2017	5,766	↑
<b>Variance since March 2016</b>	<b>5.7%</b>	<b>↑</b>



### ACTIVITY



Month	Adjusted Scheduled Activity (UDA)	
	2016	2017
April	0	-308
May	480	438
June	2,007	2,268
July	3,511	3,905
August	4,873	5,331
September	5,502	5,331
October	7,169	8,085
November	8,502	8,992
December	9,309	10,149
January	10,860	11,804
February	13,529	12,900
March	14,799	15,049
April	15,907	15,785
May	15,965	15,783
June	15,965	15,782

### QUALITY

	Quantity	Base Number	Contract	AT	Region	England
% of FP17s for the same patient ID Re-attending within 3 months - Children	328	3,258	10.1%	11.2%	12.0%	12.3%
% of FP17s for the same patient ID Re-attending within 3 months - Adults	875	5,907	14.8%	15.2%	16.0%	16.7%
% of FP17s for the same patient ID Re-attending between 3 & 9 months - Children	2,048	3,258	62.9%	58.8%	58.8%	57.6%
% of FP17s for the same patient ID Re-attending between 3 & 9 months - Adults	3,643	5,907	61.7%	49.2%	51.2%	50.1%
% of FP17s for Band 1 Urgent Courses	353	8,927	4.0%	9.5%	8.0%	9.1%
% of FP17s Relating to Free Repair or Replacements	59	8,927	0.7%	0.8%	0.8%	0.8%
% of FP17s Relating to Continuations	86	8,927	1.0%	1.3%	1.2%	1.2%
% of Patients satisfied with the dentistry they have received	10	10	100.0%	91.9%	92.7%	92.8%
% of Patients satisfied with the time they had to wait for an appointment	10	10	100.0%	86.5%	89.1%	88.7%

\* This is based on patients treated on this contract for their most recent course of treatment. Figures in italics indicate the base number of FP17s or Patient Questionnaire responses are less than 100. N/A is shown where the base number of responses is less than 10 during the period. % is calculated as Quantity/Base number\*100

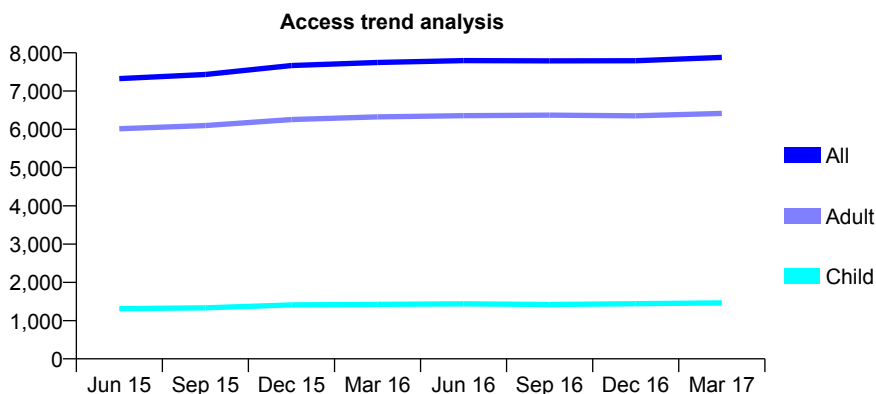
## Q56 - Vital Signs At a Glance Contract Report for 569127/0001 - Year end March 2017

Name or company name	Dental Surgery
Contract type name	PDS Contract
Purpose of contract	General
Contract start date	01/04/2006
Contract end date	31/03/2018

16/17 Contracted general activity (UDA)	22,405
Carry forward general activity (UDA)	-157
16/17 Contracted orthodontic activity (UOA)	0
Carry forward orthodontic activity (UOA)	0
Baseline contract value	£624,684.11

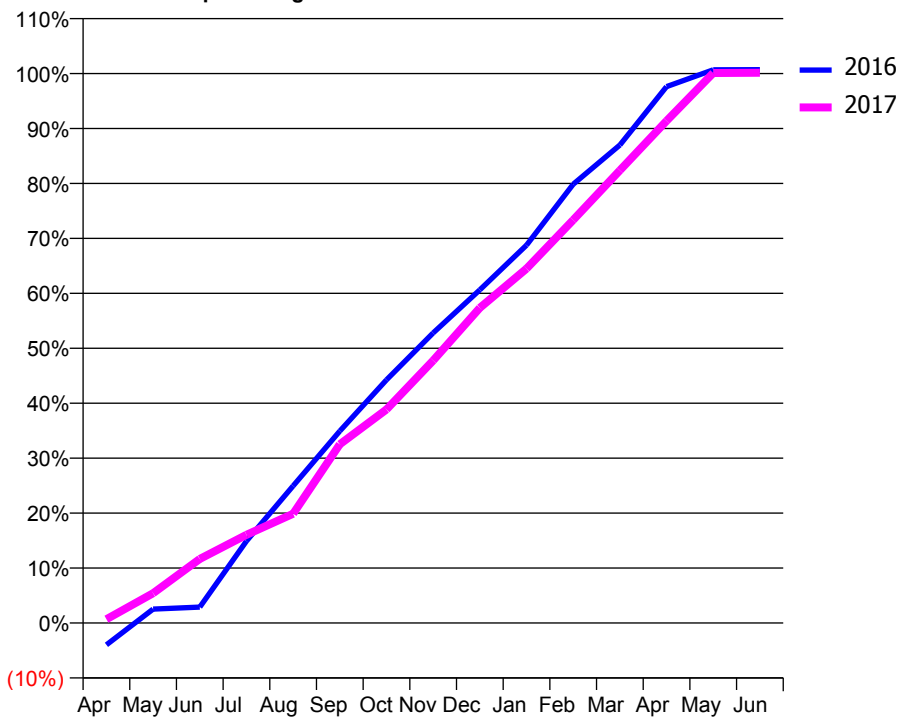
### ACCESS\*

Patients seen in 24 months	Total	Change since previous quarter
Quarter ending March 2016	7,747	
Quarter ending June 2016	7,796	→
Quarter ending September 2016	7,790	→
Quarter ending December 2016	7,794	→
Quarter ending March 2017	7,881	→
<b>Variance since March 2016</b>	<b>1.7%</b>	<b>→</b>



### ACTIVITY

Cumulative percentage of contracted UDA delivered 2016 & 2017



Month	Adjusted Scheduled Activity (UDA)	
	2016	2017
April	-897	157
May	570	1,215
June	647	2,614
July	3,343	3,598
August	5,591	4,458
September	7,825	7,291
October	9,916	8,707
November	11,827	10,705
December	13,582	12,850
January	15,407	14,450
February	17,892	16,432
March	19,491	18,454
April	21,872	20,471
May	22,554	22,426
June	22,562	22,435

### QUALITY

	Quantity	Base Number	Contract	AT	Region	England
% of FP17s for the same patient ID Re-attending within 3 months - Children	217	2,279	9.5%	11.2%	12.0%	12.3%
% of FP17s for the same patient ID Re-attending within 3 months - Adults	1,584	9,956	15.9%	15.2%	16.0%	16.7%
% of FP17s for the same patient ID Re-attending between 3 & 9 months - Children	1,468	2,279	64.4%	58.8%	58.8%	57.6%
% of FP17s for the same patient ID Re-attending between 3 & 9 months - Adults	6,213	9,956	62.4%	49.2%	51.2%	50.1%
% of FP17s for Band 1 Urgent Courses	539	12,772	4.2%	9.5%	8.0%	9.1%
% of FP17s Relating to Free Repair or Replacements	146	12,772	1.1%	0.8%	0.8%	0.8%
% of FP17s Relating to Continuations	188	12,772	1.5%	1.3%	1.2%	1.2%
% of Patients satisfied with the dentistry they have received	15	15	100.0%	91.9%	92.7%	92.8%
% of Patients satisfied with the time they had to wait for an appointment	14	15	93.3%	86.5%	89.1%	88.7%

\* This is based on patients treated on this contract for their most recent course of treatment. Figures in italics indicate the base number of FP17s or Patient Questionnaire responses are less than 100. N/A is shown where the base number of responses is less than 10 during the period. % is calculated as Quantity/Base number\*100

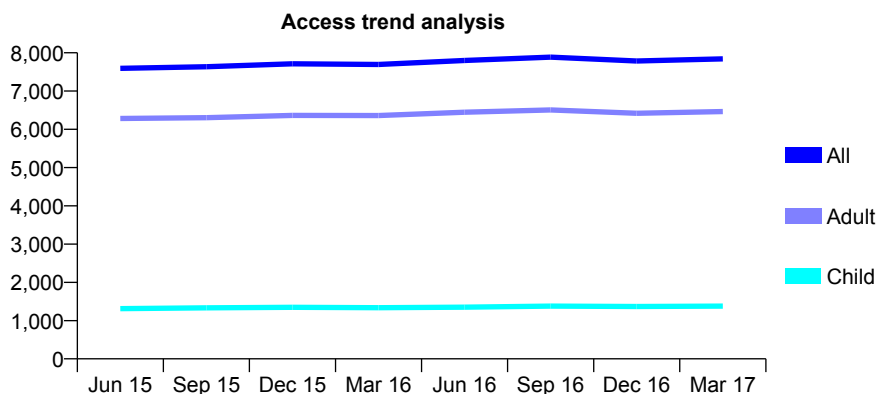
## Q56 - Vital Signs At a Glance Contract Report for 571334/0001 - Year end March 2017

Name or company name	MR NA BURNETT
Contract type name	GDS Contract
Purpose of contract	General
Contract start date	01/04/2006
Contract end date	

16/17 Contracted general activity (UDA)	22,584
Carry forward general activity (UDA)	270
16/17 Contracted orthodontic activity (UOA)	0
Carry forward orthodontic activity (UOA)	0
Baseline contract value	£582,520.39

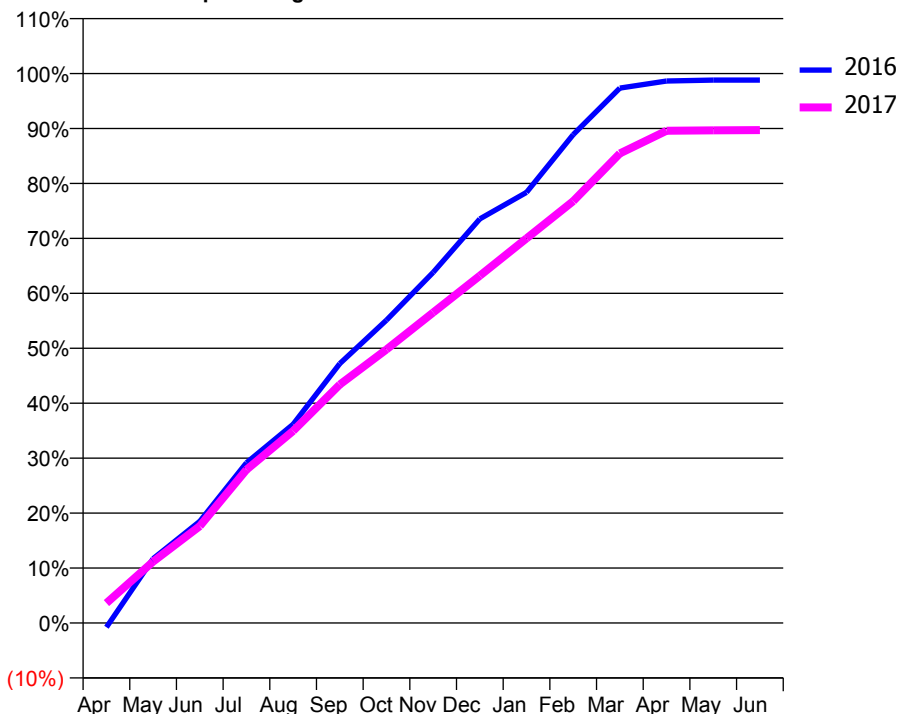
### ACCESS\*

Patients seen in 24 months	Total	Change since previous quarter
Quarter ending March 2016	7,696	
Quarter ending June 2016	7,799	→
Quarter ending September 2016	7,886	→
Quarter ending December 2016	7,785	↓
Quarter ending March 2017	7,843	→
<b>Variance since March 2016</b>	<b>1.9%</b>	<b>→</b>



### ACTIVITY

Cumulative percentage of contracted UDA delivered 2016 & 2017



Month	Adjusted Scheduled Activity (UDA)	
	2016	2017
April	-178	817
May	2,644	2,522
June	4,178	3,982
July	6,587	6,301
August	8,169	7,892
September	10,661	9,804
October	12,448	11,240
November	14,412	12,764
December	16,608	14,274
January	17,698	15,806
February	20,071	17,337
March	21,984	19,300
April	22,274	20,233
May	22,312	20,250
June	22,314	20,257

### QUALITY

	Quantity	Base Number	Contract	AT	Region	England
% of FP17s for the same patient ID Re-attending within 3 months - Children	96	2,054	4.7%	11.2%	12.0%	12.3%
% of FP17s for the same patient ID Re-attending within 3 months - Adults	946	8,845	10.7%	15.2%	16.0%	16.7%
% of FP17s for the same patient ID Re-attending between 3 & 9 months - Children	1,374	2,054	66.9%	58.8%	58.8%	57.6%
% of FP17s for the same patient ID Re-attending between 3 & 9 months - Adults	5,382	8,845	60.8%	49.2%	51.2%	50.1%
% of FP17s for Band 1 Urgent Courses	845	11,255	7.5%	9.5%	8.0%	9.1%
% of FP17s Relating to Free Repair or Replacements	69	11,255	0.6%	0.8%	0.8%	0.8%
% of FP17s Relating to Continuations	16	11,255	0.1%	1.3%	1.2%	1.2%
% of Patients satisfied with the dentistry they have received	16	17	94.1%	91.9%	92.7%	92.8%
% of Patients satisfied with the time they had to wait for an appointment	14	17	82.4%	86.5%	89.1%	88.7%

\* This is based on patients treated on this contract for their most recent course of treatment. Figures in italics indicate the base number of FP17s or Patient Questionnaire responses are less than 100. N/A is shown where the base number of responses is less than 10 during the period. % is calculated as Quantity/Base number\*100

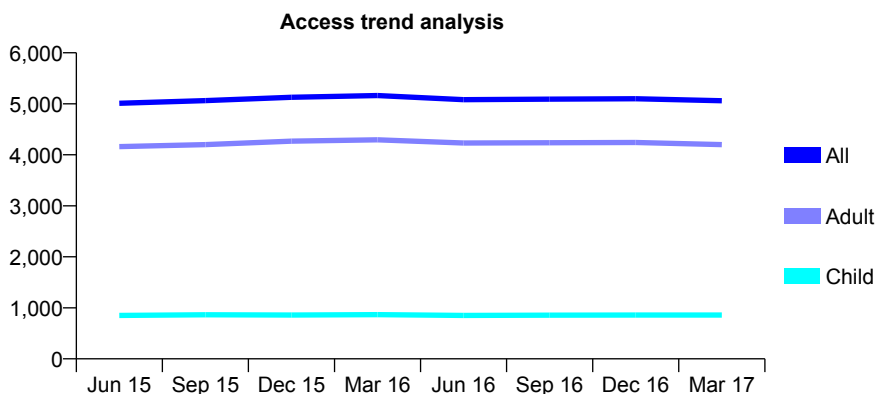
## Q56 - Vital Signs At a Glance Contract Report for 576603/0001 - Year end March 2017

Name or company name	MR AD CLIFFT
Contract type name	GDS Contract
Purpose of contract	General
Contract start date	01/04/2006
Contract end date	

16/17 Contracted general activity (UDA)	11,657
Carry forward general activity (UDA)	-14
16/17 Contracted orthodontic activity (UOA)	0
Carry forward orthodontic activity (UOA)	0
Baseline contract value	£281,183.82

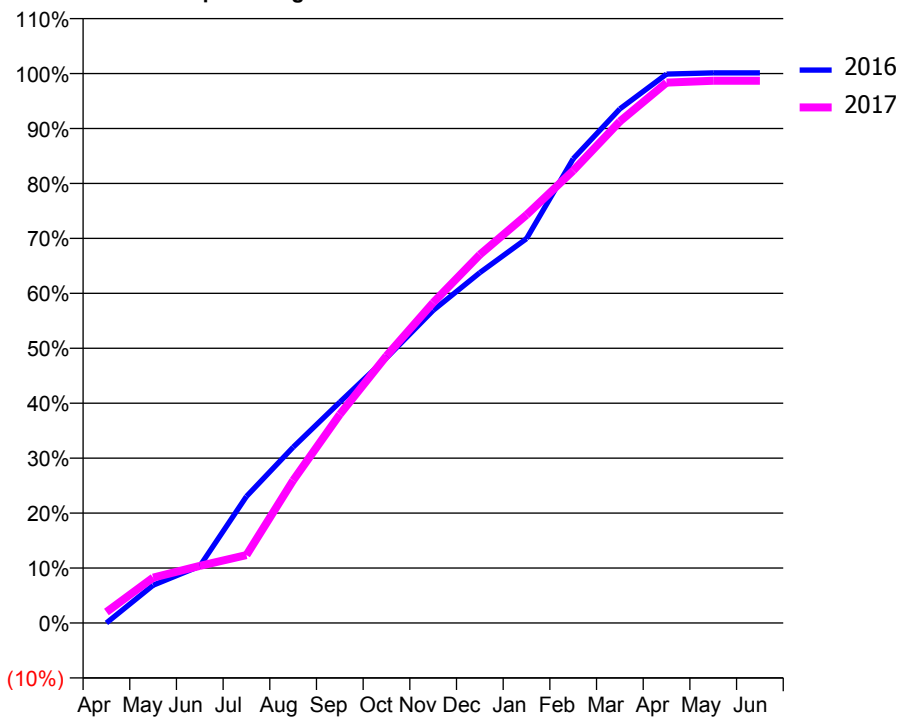
### ACCESS\*

Patients seen in 24 months	Total	Change since previous quarter
Quarter ending March 2016	5,161	
Quarter ending June 2016	5,081	↓
Quarter ending September 2016	5,092	→
Quarter ending December 2016	5,100	→
Quarter ending March 2017	5,060	→
<b>Variance since March 2016</b>	<b>(2.0%)</b>	<b>↓</b>



### ACTIVITY

Cumulative percentage of contracted UDA delivered 2016 & 2017



Month	2016	2017
April	0	233
May	801	964
June	1,205	1,212
July	2,685	1,440
August	3,729	3,026
September	4,687	4,427
October	5,625	5,669
November	6,631	6,796
December	7,433	7,814
January	8,153	8,659
February	9,849	9,598
March	10,907	10,640
April	11,645	11,464
May	11,671	11,503
June	11,671	11,504

### QUALITY

	Quantity	Base Number	Contract	AT	Region	England
% of FP17s for the same patient ID Re-attending within 3 months - Children	40	1,150	3.5%	11.2%	12.0%	12.3%
% of FP17s for the same patient ID Re-attending within 3 months - Adults	439	4,631	9.5%	15.2%	16.0%	16.7%
% of FP17s for the same patient ID Re-attending between 3 & 9 months - Children	642	1,150	55.8%	58.8%	58.8%	57.6%
% of FP17s for the same patient ID Re-attending between 3 & 9 months - Adults	915	4,631	19.8%	49.2%	51.2%	50.1%
% of FP17s for Band 1 Urgent Courses	377	5,841	6.5%	9.5%	8.0%	9.1%
% of FP17s Relating to Free Repair or Replacements	33	5,841	0.6%	0.8%	0.8%	0.8%
% of FP17s Relating to Continuations	47	5,841	0.8%	1.3%	1.2%	1.2%
% of Patients satisfied with the dentistry they have received	5	6	N/A	91.9%	92.7%	92.8%
% of Patients satisfied with the time they had to wait for an appointment	5	6	N/A	86.5%	89.1%	88.7%

\* This is based on patients treated on this contract for their most recent course of treatment. Figures in italics indicate the base number of FP17s or Patient Questionnaire responses are less than 100. N/A is shown where the base number of responses is less than 10 during the period. % is calculated as Quantity/Base number\*100



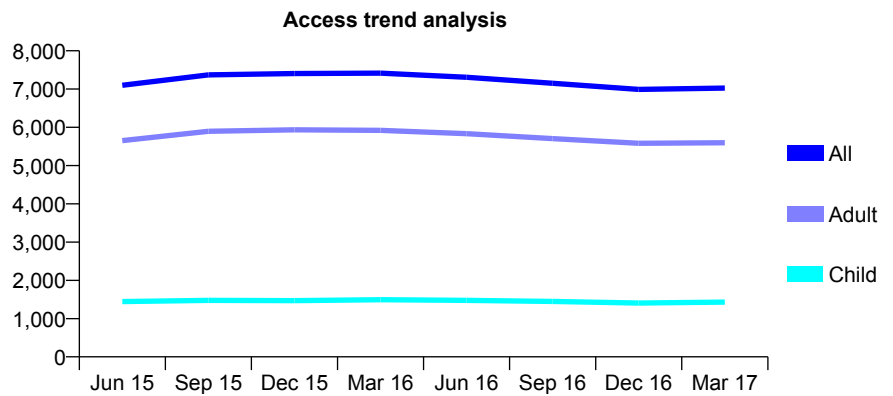
## Q56 - Vital Signs At a Glance Contract Report for 577871/0001 - Year end March 2017

Name or company name	MRS PS DURANT
Contract type name	GDS Contract
Purpose of contract	General
Contract start date	01/11/2013
Contract end date	

16/17 Contracted general activity (UDA)	23,142
Carry forward general activity (UDA)	0
16/17 Contracted orthodontic activity (UOA)	0
Carry forward orthodontic activity (UOA)	0
Baseline contract value	£614,693.78

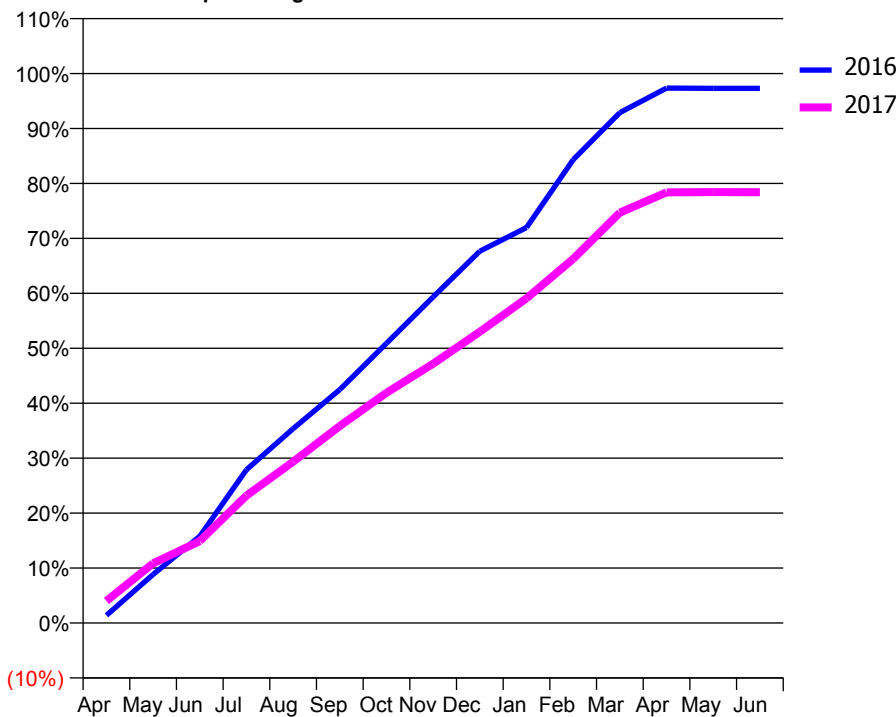
### ACCESS\*

Patients seen in 24 months	Total	Change since previous quarter
Quarter ending March 2016	7,415	
Quarter ending June 2016	7,309	↓
Quarter ending September 2016	7,151	↓
Quarter ending December 2016	6,992	↓
Quarter ending March 2017	7,027	→
<b>Variance since March 2016</b>	<b>(5.2%)</b>	<b>↓</b>



### ACTIVITY

Cumulative percentage of contracted UDA delivered 2016 & 2017



Month	Adjusted Scheduled Activity (UDA)	
	2016	2017
April	295	927
May	1,869	2,515
June	3,336	3,452
July	5,899	5,367
August	7,476	6,792
September	8,983	8,299
October	10,762	9,697
November	12,548	10,920
December	14,307	12,265
January	15,217	13,670
February	17,824	15,334
March	19,635	17,282
April	20,581	18,138
May	20,573	18,145
June	20,573	18,144

### QUALITY

	Quantity	Base Number	Contract	AT	Region	England
% of FP17s for the same patient ID Re-attending within 3 months - Children	155	2,148	7.2%	11.2%	12.0%	12.3%
% of FP17s for the same patient ID Re-attending within 3 months - Adults	1,185	7,420	16.0%	15.2%	16.0%	16.7%
% of FP17s for the same patient ID Re-attending between 3 & 9 months - Children	1,312	2,148	61.1%	58.8%	58.8%	57.6%
% of FP17s for the same patient ID Re-attending between 3 & 9 months - Adults	3,686	7,420	49.7%	49.2%	51.2%	50.1%
% of FP17s for Band 1 Urgent Courses	1,354	9,534	14.2%	9.5%	8.0%	9.1%
% of FP17s Relating to Free Repair or Replacements	44	9,534	0.5%	0.8%	0.8%	0.8%
% of FP17s Relating to Continuations	31	9,534	0.3%	1.3%	1.2%	1.2%
% of Patients satisfied with the dentistry they have received	6	6	N/A	91.9%	92.7%	92.8%
% of Patients satisfied with the time they had to wait for an appointment	5	6	N/A	86.5%	89.1%	88.7%

\* This is based on patients treated on this contract for their most recent course of treatment. Figures in italics indicate the base number of FP17s or Patient Questionnaire responses are less than 100. N/A is shown where the base number of responses is less than 10 during the period. % is calculated as Quantity/Base number\*100

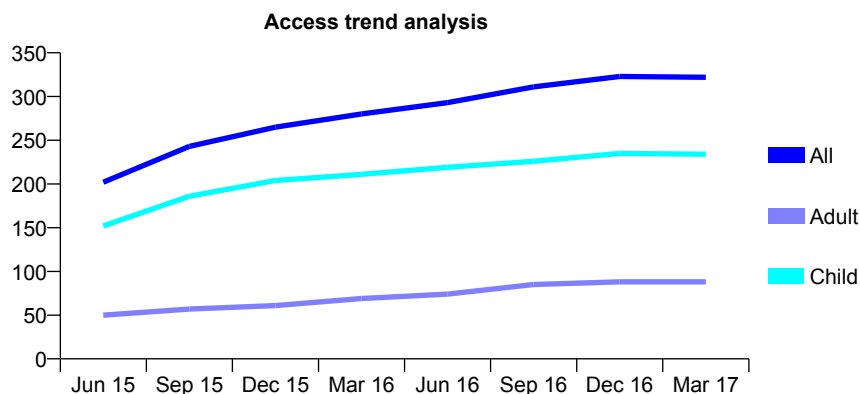
## Q56 - Vital Signs At a Glance Contract Report for 626317/0002 - Year end March 2017

Name or company name	MR S LITTLE
Contract type name	GDS Contract
Purpose of contract	General
Contract start date	08/12/2014
Contract end date	

16/17 Contracted general activity (UDA)	825
Carry forward general activity (UDA)	0
16/17 Contracted orthodontic activity (UOA)	0
Carry forward orthodontic activity (UOA)	0
Baseline contract value	£18,024.01

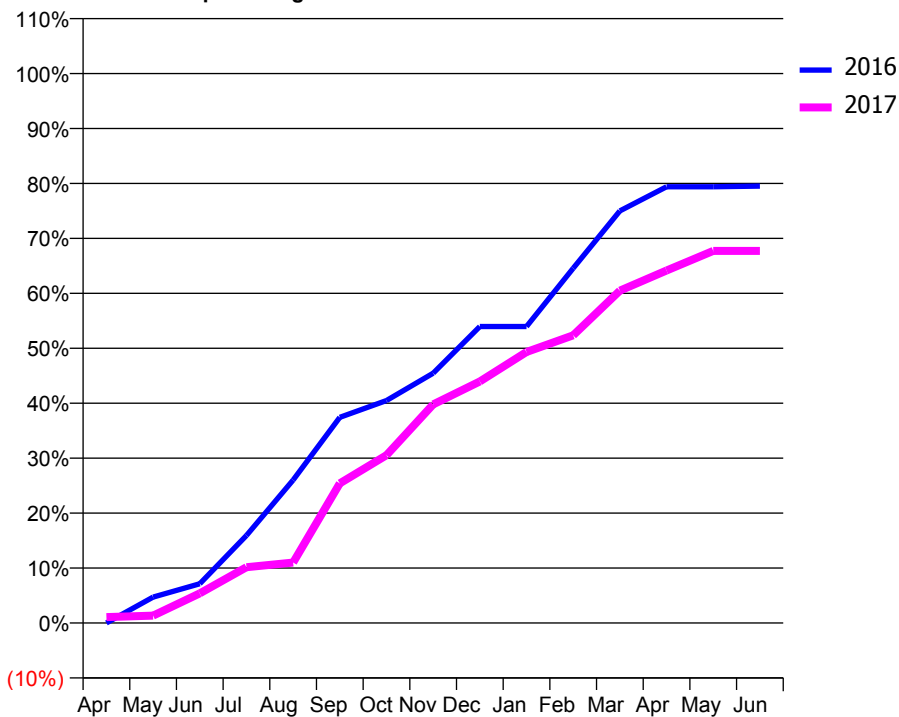
### ACCESS\*

Patients seen in 24 months	Total	Change since previous quarter
Quarter ending March 2016	280	
Quarter ending June 2016	293	↑
Quarter ending September 2016	311	↑
Quarter ending December 2016	323	↑
Quarter ending March 2017	322	→
<b>Variance since March 2016</b>	15.0%	↑



### ACTIVITY

Cumulative percentage of contracted UDA delivered 2016 & 2017



Month	Adjusted Scheduled Activity (UDA)	
	2016	2017
April	0	9
May	39	11
June	59	45
July	131	84
August	215	91
September	309	210
October	334	252
November	375	328
December	445	363
January	445	407
February	533	432
March	619	499
April	655	529
May	655	559
June	656	559

### QUALITY

	Quantity	Base Number	Contract	AT	Region	England
% of FP17s for the same patient ID Re-attending within 3 months - Children	15	346	4.3%	11.2%	12.0%	12.3%
% of FP17s for the same patient ID Re-attending within 3 months - Adults	14	81	17.3%	15.2%	16.0%	16.7%
% of FP17s for the same patient ID Re-attending between 3 & 9 months - Children	229	346	66.2%	58.8%	58.8%	57.6%
% of FP17s for the same patient ID Re-attending between 3 & 9 months - Adults	52	81	64.2%	49.2%	51.2%	50.1%
% of FP17s for Band 1 Urgent Courses	13	419	3.1%	9.5%	8.0%	9.1%
% of FP17s Relating to Free Repair or Replacements	0	419	0.0%	0.8%	0.8%	0.8%
% of FP17s Relating to Continuations	0	419	0.0%	1.3%	1.2%	1.2%
% of Patients satisfied with the dentistry they have received	0	0	N/A	91.9%	92.7%	92.8%
% of Patients satisfied with the time they had to wait for an appointment	0	0	N/A	86.5%	89.1%	88.7%

\* This is based on patients treated on this contract for their most recent course of treatment. Figures in italics indicate the base number of FP17s or Patient Questionnaire responses are less than 100. N/A is shown where the base number of responses is less than 10 during the period. % is calculated as Quantity/Base number\*100

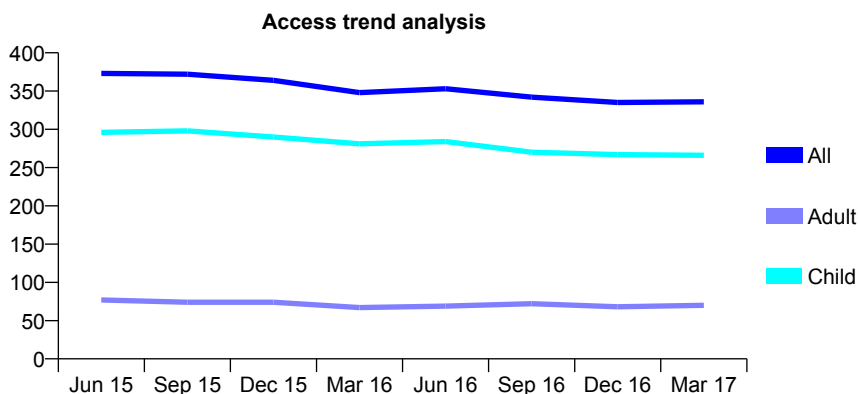
## Q56 - Vital Signs At a Glance Contract Report for 631647/0001 - Year end March 2017

Name or company name	MR RP BANDENBURG
Contract type name	GDS Contract
Purpose of contract	General
Contract start date	01/04/2006
Contract end date	

16/17 Contracted general activity (UDA)	905
Carry forward general activity (UDA)	0
16/17 Contracted orthodontic activity (UOA)	0
Carry forward orthodontic activity (UOA)	0
Baseline contract value	£19,610.99

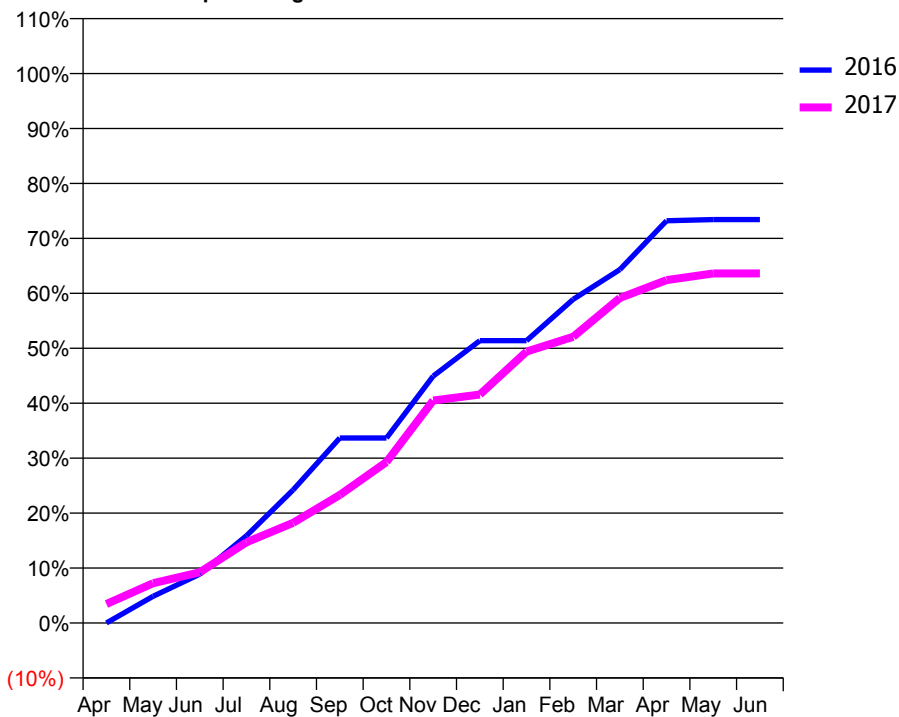
### ACCESS\*

Patients seen in 24 months	Total	Change since previous quarter
Quarter ending March 2016	348	
Quarter ending June 2016	353	→
Quarter ending September 2016	342	↓
Quarter ending December 2016	335	↓
Quarter ending March 2017	336	→
<b>Variance since March 2016</b>	<b>(3.4%)</b>	<b>↓</b>



### ACTIVITY

Cumulative percentage of contracted UDA delivered 2016 & 2017



Month	Adjusted Scheduled Activity (UDA)	
	2016	2017
April	0	31
May	44	66
June	80	84
July	144	133
August	219	165
September	305	211
October	305	265
November	407	366
December	465	376
January	465	447
February	533	471
March	582	535
April	662	565
May	664	576
June	664	576

### QUALITY

	Quantity	Base Number	Contract	AT	Region	England
% of FP17s for the same patient ID Re-attending within 3 months - Children	42	468	9.0%	11.2%	12.0%	12.3%
% of FP17s for the same patient ID Re-attending within 3 months - Adults	6	33	18.2%	15.2%	16.0%	16.7%
% of FP17s for the same patient ID Re-attending between 3 & 9 months - Children	309	468	66.0%	58.8%	58.8%	57.6%
% of FP17s for the same patient ID Re-attending between 3 & 9 months - Adults	18	33	54.5%	49.2%	51.2%	50.1%
% of FP17s for Band 1 Urgent Courses	14	469	3.0%	9.5%	8.0%	9.1%
% of FP17s Relating to Free Repair or Replacements	0	469	0.0%	0.8%	0.8%	0.8%
% of FP17s Relating to Continuations	0	469	0.0%	1.3%	1.2%	1.2%
% of Patients satisfied with the dentistry they have received	0	0	N/A	91.9%	92.7%	92.8%
% of Patients satisfied with the time they had to wait for an appointment	0	0	N/A	86.5%	89.1%	88.7%

\* This is based on patients treated on this contract for their most recent course of treatment. Figures in italics indicate the base number of FP17s or Patient Questionnaire responses are less than 100. N/A is shown where the base number of responses is less than 10 during the period. % is calculated as Quantity/Base number\*100

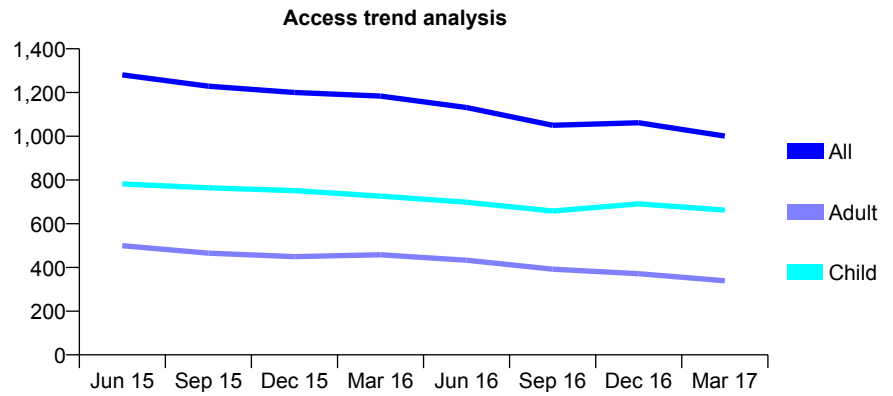
## Q56 - Vital Signs At a Glance Contract Report for 636096/0001 - Year end March 2017

Name or company name	MR SG NICOLL
Contract type name	GDS Contract
Purpose of contract	General
Contract start date	01/04/2006
Contract end date	

16/17 Contracted general activity (UDA)	2,882
Carry forward general activity (UDA)	0
16/17 Contracted orthodontic activity (UOA)	0
Carry forward orthodontic activity (UOA)	0
Baseline contract value	£79,281.11

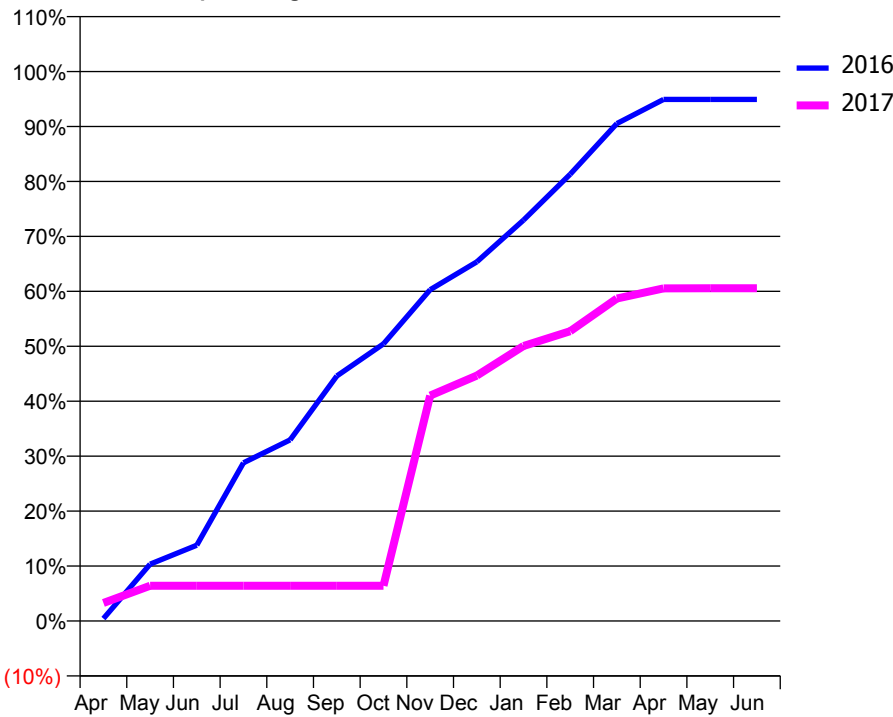
### ACCESS\*

Patients seen in 24 months	Total	Change since previous quarter
Quarter ending March 2016	1,184	
Quarter ending June 2016	1,131	↓
Quarter ending September 2016	1,050	↓
Quarter ending December 2016	1,062	→
Quarter ending March 2017	1,001	↓
<b>Variance since March 2016</b>	<b>(15.5%)</b>	<b>↓</b>



### ACTIVITY

Cumulative percentage of contracted UDA delivered 2016 & 2017



Month	Adjusted Scheduled Activity (UDA)	
	2016	2017
April	8	95
May	186	185
June	248	185
July	518	185
August	593	185
September	803	185
October	908	185
November	1,085	1,182
December	1,176	1,287
January	1,313	1,442
February	1,463	1,520
March	1,629	1,692
April	1,708	1,745
May	1,708	1,746
June	1,708	1,746

### QUALITY

	Quantity	Base Number	Contract	AT	Region	England
% of FP17s for the same patient ID Re-attending within 3 months - Children	50	970	5.2%	11.2%	12.0%	12.3%
% of FP17s for the same patient ID Re-attending within 3 months - Adults	15	252	6.0%	15.2%	16.0%	16.7%
% of FP17s for the same patient ID Re-attending between 3 & 9 months - Children	573	970	59.1%	58.8%	58.8%	57.6%
% of FP17s for the same patient ID Re-attending between 3 & 9 months - Adults	135	252	53.6%	49.2%	51.2%	50.1%
% of FP17s for Band 1 Urgent Courses	8	1,205	0.7%	9.5%	8.0%	9.1%
% of FP17s Relating to Free Repair or Replacements	0	1,205	0.0%	0.8%	0.8%	0.8%
% of FP17s Relating to Continuations	0	1,205	0.0%	1.3%	1.2%	1.2%
% of Patients satisfied with the dentistry they have received	0	0	N/A	91.9%	92.7%	92.8%
% of Patients satisfied with the time they had to wait for an appointment	0	0	N/A	86.5%	89.1%	88.7%

\* This is based on patients treated on this contract for their most recent course of treatment. Figures in italics indicate the base number of FP17s or Patient Questionnaire responses are less than 100. N/A is shown where the base number of responses is less than 10 during the period. % is calculated as Quantity/Base number\*100

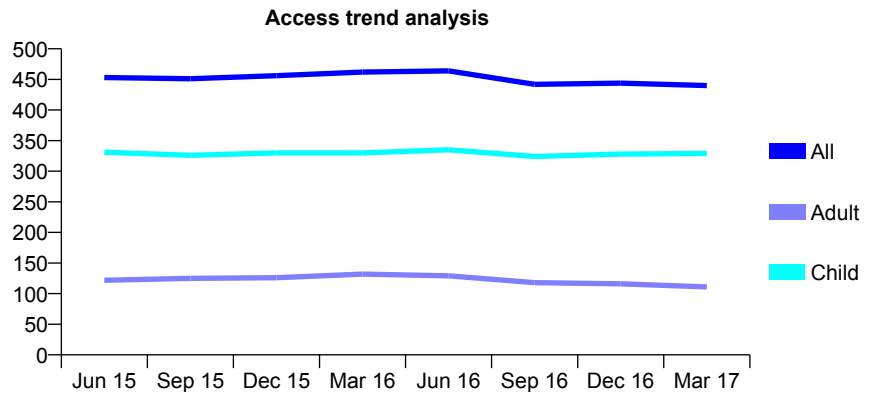
## Q56 - Vital Signs At a Glance Contract Report for 639214/0001 - Year end March 2017

Name or company name	MISS CA NEVILLE
Contract type name	GDS Contract
Purpose of contract	General
Contract start date	01/04/2006
Contract end date	

16/17 Contracted general activity (UDA)	865
Carry forward general activity (UDA)	-17
16/17 Contracted orthodontic activity (UOA)	0
Carry forward orthodontic activity (UOA)	0
Baseline contract value	£20,988.55

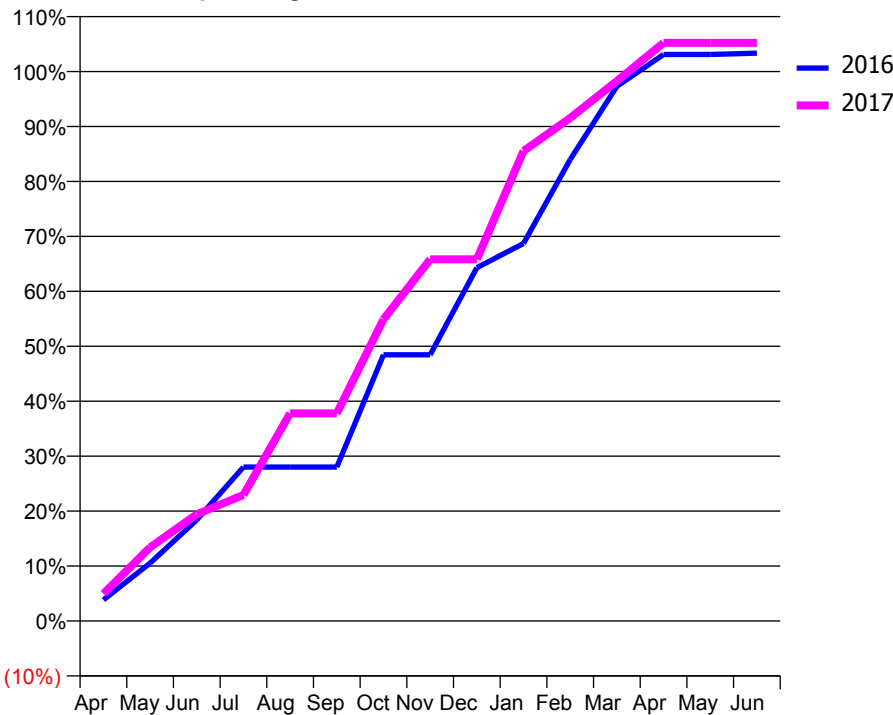
### ACCESS\*

Patients seen in 24 months	Total	Change since previous quarter
Quarter ending March 2016	462	
Quarter ending June 2016	464	→
Quarter ending September 2016	442	↓
Quarter ending December 2016	444	→
Quarter ending March 2017	440	→
<b>Variance since March 2016</b>	<b>(4.8%)</b>	<b>↓</b>



### ACTIVITY

Cumulative percentage of contracted UDA delivered 2016 & 2017



Month	Adjusted Scheduled Activity (UDA)	
	2016	2017
April	33	43
May	91	116
June	159	168
July	242	198
August	242	327
September	242	327
October	419	475
November	419	569
December	556	569
January	594	740
February	726	792
March	842	850
April	892	910
May	892	910
June	894	910

### QUALITY

	Quantity	Base Number	Contract	AT	Region	England
% of FP17s for the same patient ID Re-attending within 3 months - Children	46	556	8.3%	11.2%	12.0%	12.3%
% of FP17s for the same patient ID Re-attending within 3 months - Adults	8	88	9.1%	15.2%	16.0%	16.7%
% of FP17s for the same patient ID Re-attending between 3 & 9 months - Children	334	556	60.1%	58.8%	58.8%	57.6%
% of FP17s for the same patient ID Re-attending between 3 & 9 months - Adults	44	88	50.0%	49.2%	51.2%	50.1%
% of FP17s for Band 1 Urgent Courses	15	640	2.3%	9.5%	8.0%	9.1%
% of FP17s Relating to Free Repair or Replacements	1	640	0.2%	0.8%	0.8%	0.8%
% of FP17s Relating to Continuations	0	640	0.0%	1.3%	1.2%	1.2%
% of Patients satisfied with the dentistry they have received	0	0	N/A	91.9%	92.7%	92.8%
% of Patients satisfied with the time they had to wait for an appointment	0	0	N/A	86.5%	89.1%	88.7%

\* This is based on patients treated on this contract for their most recent course of treatment. Figures in italics indicate the base number of FP17s or Patient Questionnaire responses are less than 100. N/A is shown where the base number of responses is less than 10 during the period. % is calculated as Quantity/Base number\*100

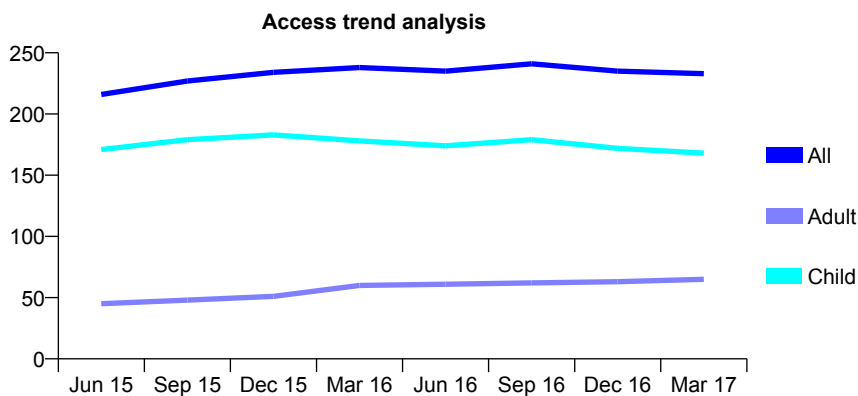
## Q56 - Vital Signs At a Glance Contract Report for 644072/0001 - Year end March 2017

Name or company name	MR A BROWN
Contract type name	GDS Contract
Purpose of contract	General
Contract start date	01/06/2014
Contract end date	

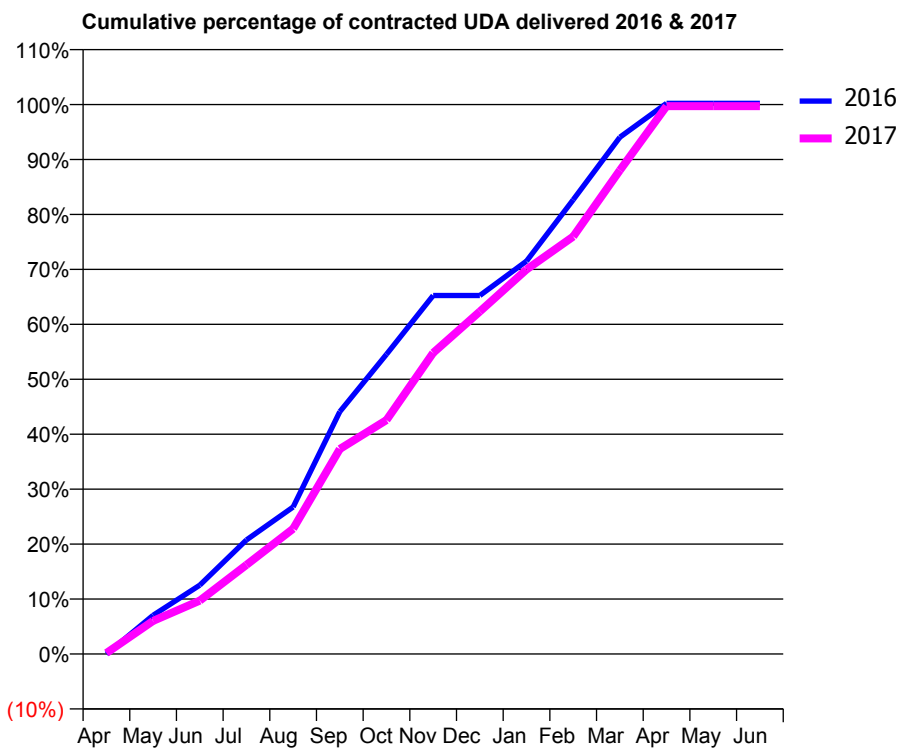
16/17 Contracted general activity (UDA)	550
Carry forward general activity (UDA)	-1
16/17 Contracted orthodontic activity (UOA)	0
Carry forward orthodontic activity (UOA)	0
Baseline contract value	£11,121.91

### ACCESS\*

Patients seen in 24 months	Total	Change since previous quarter
Quarter ending March 2016	238	
Quarter ending June 2016	235	↓
Quarter ending September 2016	241	↑
Quarter ending December 2016	235	↓
Quarter ending March 2017	233	→
<b>Variance since March 2016</b>	<b>(2.1%)</b>	<b>↓</b>



### ACTIVITY



Month	Adjusted Scheduled Activity (UDA)	
	2016	2017
April	0	1
May	39	33
June	69	53
July	114	89
August	147	125
September	243	205
October	300	234
November	359	301
December	359	343
January	393	385
February	455	418
March	517	484
April	551	548
May	551	548
June	551	548

### QUALITY

	Quantity	Base Number	Contract	AT	Region	England
% of FP17s for the same patient ID Re-attending within 3 months - Children	10	308	3.2%	11.2%	12.0%	12.3%
% of FP17s for the same patient ID Re-attending within 3 months - Adults	12	65	18.5%	15.2%	16.0%	16.7%
% of FP17s for the same patient ID Re-attending between 3 & 9 months - Children	239	308	77.6%	58.8%	58.8%	57.6%
% of FP17s for the same patient ID Re-attending between 3 & 9 months - Adults	40	65	61.5%	49.2%	51.2%	50.1%
% of FP17s for Band 1 Urgent Courses	17	366	4.6%	9.5%	8.0%	9.1%
% of FP17s Relating to Free Repair or Replacements	0	366	0.0%	0.8%	0.8%	0.8%
% of FP17s Relating to Continuations	0	366	0.0%	1.3%	1.2%	1.2%
% of Patients satisfied with the dentistry they have received	1	1	N/A	91.9%	92.7%	92.8%
% of Patients satisfied with the time they had to wait for an appointment	1	1	N/A	86.5%	89.1%	88.7%

\* This is based on patients treated on this contract for their most recent course of treatment. Figures in italics indicate the base number of FP17s or Patient Questionnaire responses are less than 100. N/A is shown where the base number of responses is less than 10 during the period. % is calculated as Quantity/Base number\*100

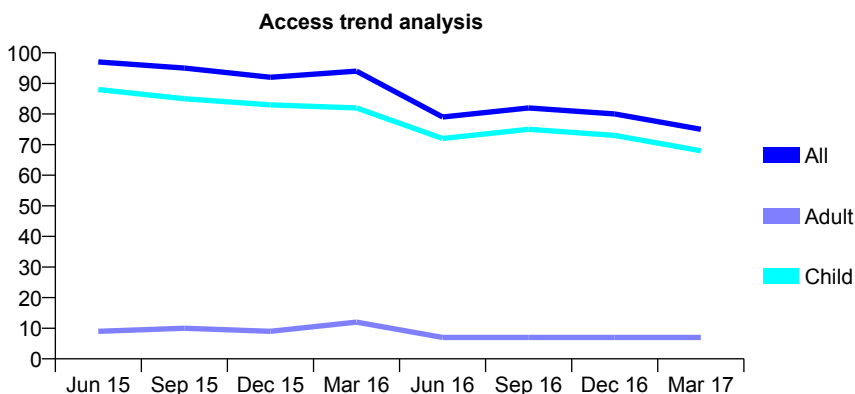
## Q56 - Vital Signs At a Glance Contract Report for 644420/0001 - Year end March 2017

Name or company name	MRS JM BELSHAM
Contract type name	GDS Contract
Purpose of contract	General
Contract start date	01/04/2006
Contract end date	

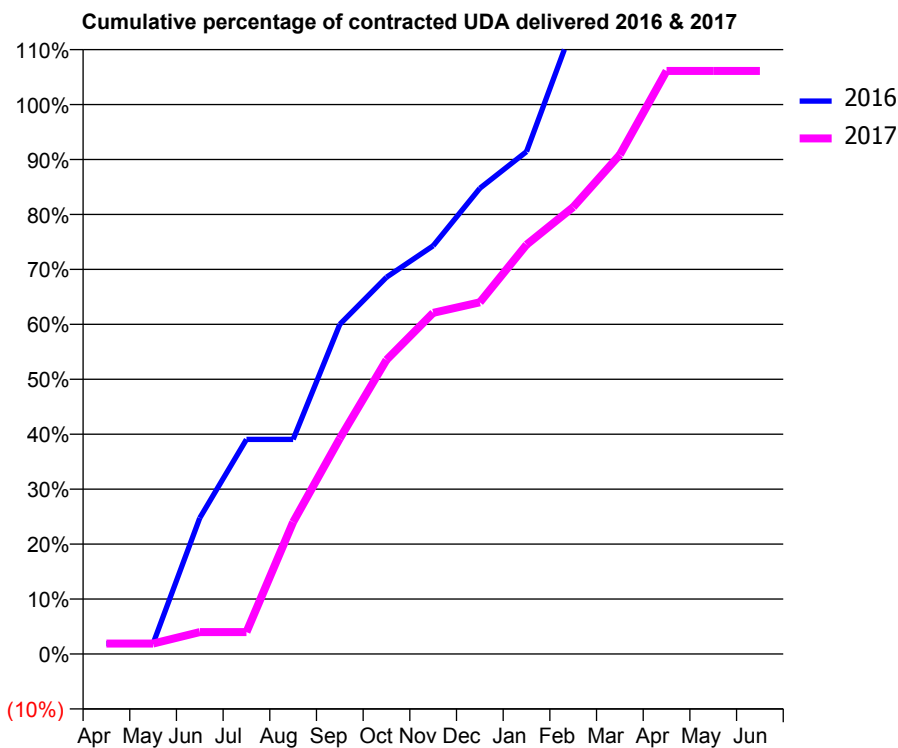
16/17 Contracted general activity (UDA)	105
Carry forward general activity (UDA)	-2
16/17 Contracted orthodontic activity (UOA)	0
Carry forward orthodontic activity (UOA)	0
Baseline contract value	£1,860.03

### ACCESS\*

Patients seen in 24 months	Total	Change since previous quarter
Quarter ending March 2016	94	
Quarter ending June 2016	79	↓
Quarter ending September 2016	82	↑
Quarter ending December 2016	80	↓
Quarter ending March 2017	75	↓
<b>Variance since March 2016</b>	<b>(20.2%)</b>	<b>↓</b>



### ACTIVITY



Month	Adjusted Scheduled Activity (UDA)	
	2016	2017
April	2	2
May	2	2
June	26	4
July	41	4
August	41	25
September	63	41
October	72	56
November	78	65
December	89	67
January	96	78
February	120	85
March	126	95
April	130	111
May	140	111
June	140	111

### QUALITY

	Quantity	Base Number	Contract	AT	Region	England
% of FP17s for the same patient ID Re-attending within 3 months - Children	2	87	2.3%	11.2%	12.0%	12.3%
% of FP17s for the same patient ID Re-attending within 3 months - Adults	0	4	0.0%	15.2%	16.0%	16.7%
% of FP17s for the same patient ID Re-attending between 3 & 9 months - Children	55	87	63.2%	58.8%	58.8%	57.6%
% of FP17s for the same patient ID Re-attending between 3 & 9 months - Adults	3	4	75.0%	49.2%	51.2%	50.1%
% of FP17s for Band 1 Urgent Courses	2	84	2.4%	9.5%	8.0%	9.1%
% of FP17s Relating to Free Repair or Replacements	0	84	0.0%	0.8%	0.8%	0.8%
% of FP17s Relating to Continuations	0	84	0.0%	1.3%	1.2%	1.2%
% of Patients satisfied with the dentistry they have received	0	0	N/A	91.9%	92.7%	92.8%
% of Patients satisfied with the time they had to wait for an appointment	0	0	N/A	86.5%	89.1%	88.7%

\* This is based on patients treated on this contract for their most recent course of treatment. Figures in italics indicate the base number of FP17s or Patient Questionnaire responses are less than 100. N/A is shown where the base number of responses is less than 10 during the period. % is calculated as Quantity/Base number\*100



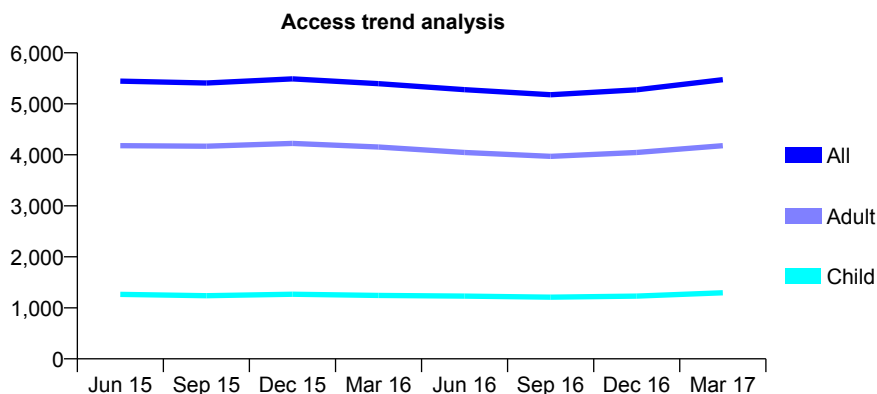
## Q56 - Vital Signs At a Glance Contract Report for 644668/0001 - Year end March 2017

Name or company name	MRS JM GEANEY
Contract type name	GDS Contract
Purpose of contract	General
Contract start date	01/04/2006
Contract end date	

16/17 Contracted general activity (UDA)	11,118
Carry forward general activity (UDA)	-186
16/17 Contracted orthodontic activity (UOA)	0
Carry forward orthodontic activity (UOA)	0
Baseline contract value	£250,054.13

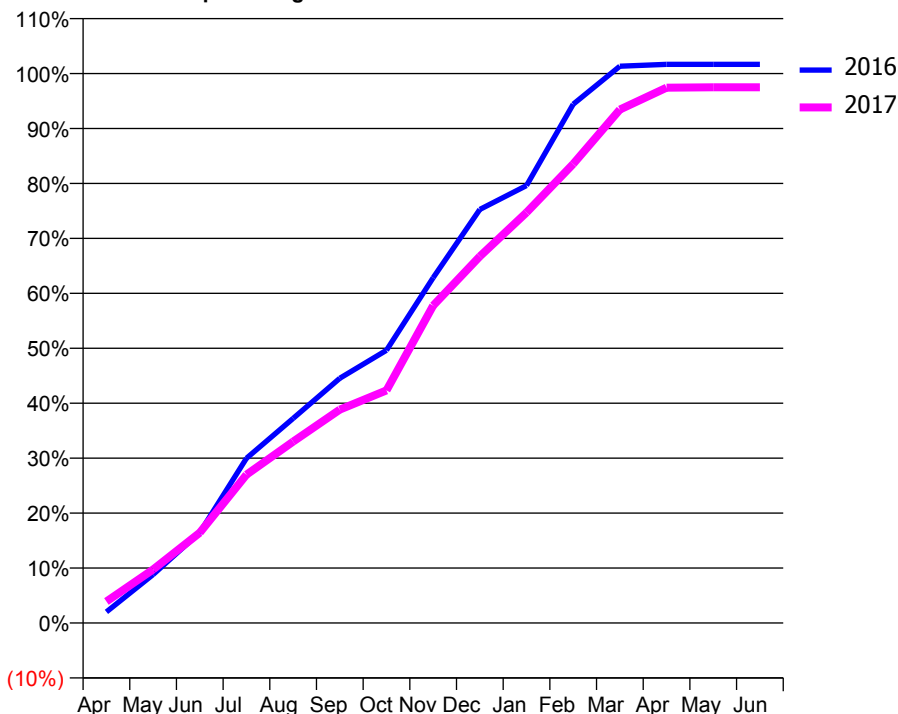
### ACCESS\*

Patients seen in 24 months	Total	Change since previous quarter
Quarter ending March 2016	5,396	
Quarter ending June 2016	5,276	↓
Quarter ending September 2016	5,177	↓
Quarter ending December 2016	5,274	→
Quarter ending March 2017	5,474	↑
<b>Variance since March 2016</b>	<b>1.4%</b>	<b>→</b>



### ACTIVITY

Cumulative percentage of contracted UDA delivered 2016 & 2017



Adjusted Scheduled Activity (UDA)

Month	2016	2017
April	224	436
May	980	1,084
June	1,830	1,828
July	3,332	3,001
August	4,141	3,672
September	4,952	4,318
October	5,518	4,706
November	6,987	6,422
December	8,368	7,419
January	8,851	8,306
February	10,496	9,288
March	11,265	10,389
April	11,304	10,831
May	11,304	10,839
June	11,304	10,840

### QUALITY

	Quantity	Base Number	Contract	AT	Region	England
% of FP17s for the same patient ID Re-attending within 3 months - Children	99	1,908	5.2%	11.2%	12.0%	12.3%
% of FP17s for the same patient ID Re-attending within 3 months - Adults	568	5,211	10.9%	15.2%	16.0%	16.7%
% of FP17s for the same patient ID Re-attending between 3 & 9 months - Children	1,195	1,908	62.6%	58.8%	58.8%	57.6%
% of FP17s for the same patient ID Re-attending between 3 & 9 months - Adults	2,497	5,211	47.9%	49.2%	51.2%	50.1%
% of FP17s for Band 1 Urgent Courses	323	6,138	5.3%	9.5%	8.0%	9.1%
% of FP17s Relating to Free Repair or Replacements	46	6,138	0.7%	0.8%	0.8%	0.8%
% of FP17s Relating to Continuations	69	6,138	1.1%	1.3%	1.2%	1.2%
% of Patients satisfied with the dentistry they have received	3	3	N/A	91.9%	92.7%	92.8%
% of Patients satisfied with the time they had to wait for an appointment	3	3	N/A	86.5%	89.1%	88.7%

\* This is based on patients treated on this contract for their most recent course of treatment. Figures in italics indicate the base number of FP17s or Patient Questionnaire responses are less than 100. N/A is shown where the base number of responses is less than 10 during the period. % is calculated as Quantity/Base number\*100

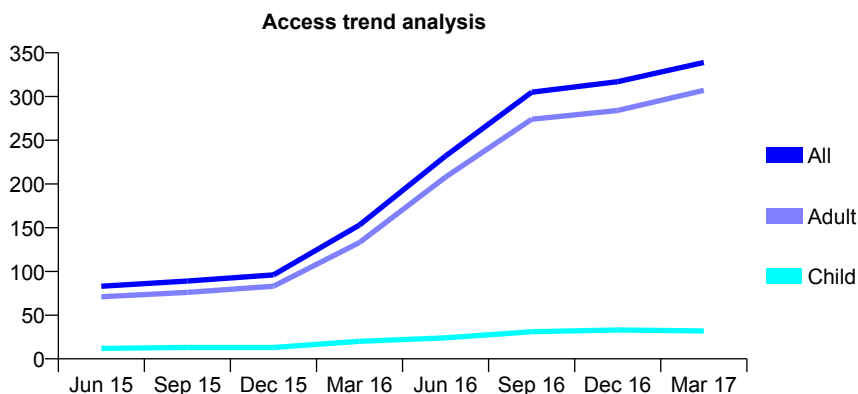
## Q56 - Vital Signs At a Glance Contract Report for 648558/0001 - Year end March 2017

Name or company name	MISS K RUSTAGE
Contract type name	GDS Contract
Purpose of contract	General
Contract start date	01/04/2006
Contract end date	

16/17 Contracted general activity (UDA)	1,414
Carry forward general activity (UDA)	6
16/17 Contracted orthodontic activity (UOA)	0
Carry forward orthodontic activity (UOA)	0
Baseline contract value	£43,994.24

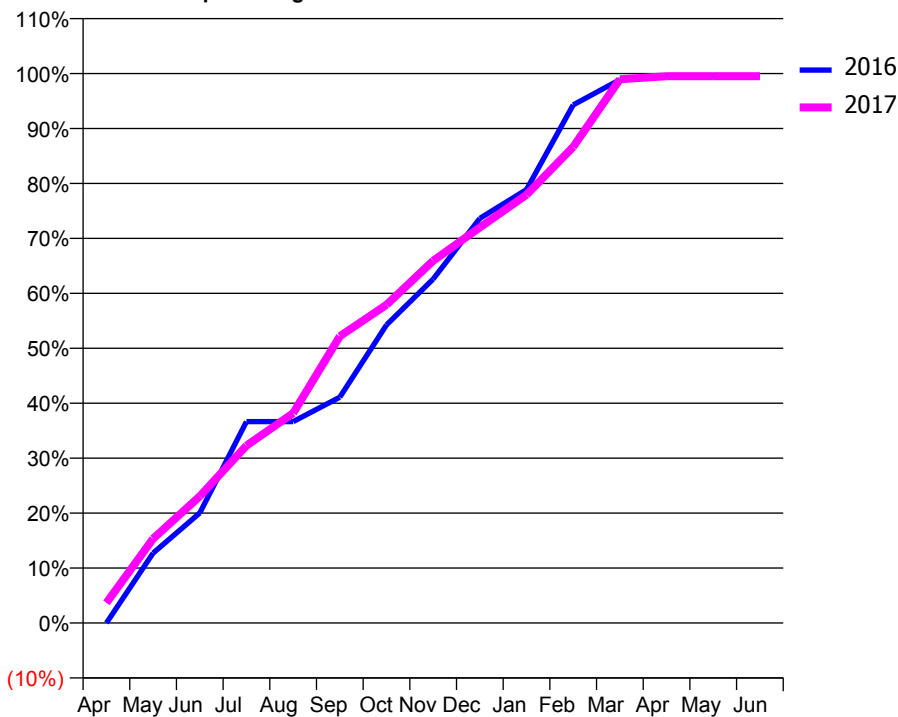
### ACCESS\*

Patients seen in 24 months	Total	Change since previous quarter
Quarter ending March 2016	153	
Quarter ending June 2016	232	↑
Quarter ending September 2016	305	↑
Quarter ending December 2016	317	↑
Quarter ending March 2017	339	↑
<b>Variance since March 2016</b>	<b>121.6%</b>	<b>↑</b>



### ACTIVITY

Cumulative percentage of contracted UDA delivered 2016 & 2017



Month	Adjusted Scheduled Activity (UDA)	
	2016	2017
April	0	52
May	180	217
June	283	326
July	518	456
August	518	540
September	581	738
October	767	819
November	885	932
December	1,041	1,018
January	1,115	1,102
February	1,333	1,225
March	1,398	1,399
April	1,408	1,407
May	1,408	1,407
June	1,408	1,407

### QUALITY

	Quantity	Base Number	Contract	AT	Region	England
% of FP17s for the same patient ID Re-attending within 3 months - Children	0	54	0.0%	11.2%	12.0%	12.3%
% of FP17s for the same patient ID Re-attending within 3 months - Adults	7	479	1.5%	15.2%	16.0%	16.7%
% of FP17s for the same patient ID Re-attending between 3 & 9 months - Children	0	54	0.0%	58.8%	58.8%	57.6%
% of FP17s for the same patient ID Re-attending between 3 & 9 months - Adults	4	479	0.8%	49.2%	51.2%	50.1%
% of FP17s for Band 1 Urgent Courses	5	531	0.9%	9.5%	8.0%	9.1%
% of FP17s Relating to Free Repair or Replacements	2	531	0.4%	0.8%	0.8%	0.8%
% of FP17s Relating to Continuations	0	531	0.0%	1.3%	1.2%	1.2%
% of Patients satisfied with the dentistry they have received	0	0	N/A	91.9%	92.7%	92.8%
% of Patients satisfied with the time they had to wait for an appointment	0	0	N/A	86.5%	89.1%	88.7%

\* This is based on patients treated on this contract for their most recent course of treatment. Figures in italics indicate the base number of FP17s or Patient Questionnaire responses are less than 100. N/A is shown where the base number of responses is less than 10 during the period. % is calculated as Quantity/Base number\*100

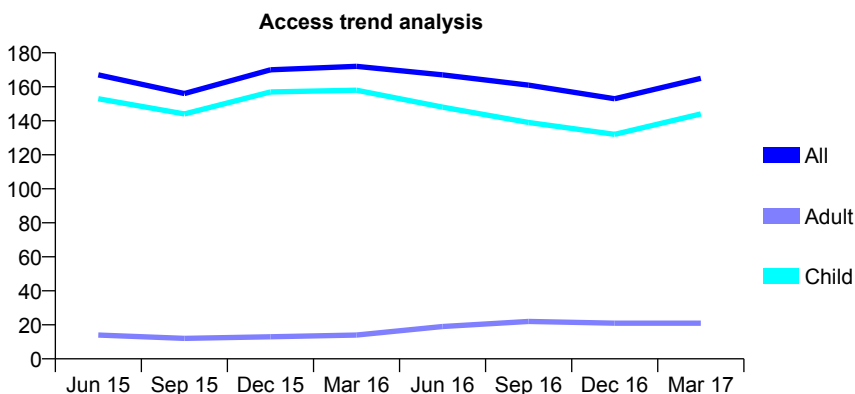
## Q56 - Vital Signs At a Glance Contract Report for 657409/0001 - Year end March 2017

Name or company name	MR JS FROST
Contract type name	GDS Contract
Purpose of contract	General
Contract start date	01/04/2006
Contract end date	

16/17 Contracted general activity (UDA)	259
Carry forward general activity (UDA)	0
16/17 Contracted orthodontic activity (UOA)	0
Carry forward orthodontic activity (UOA)	0
Baseline contract value	£5,914.02

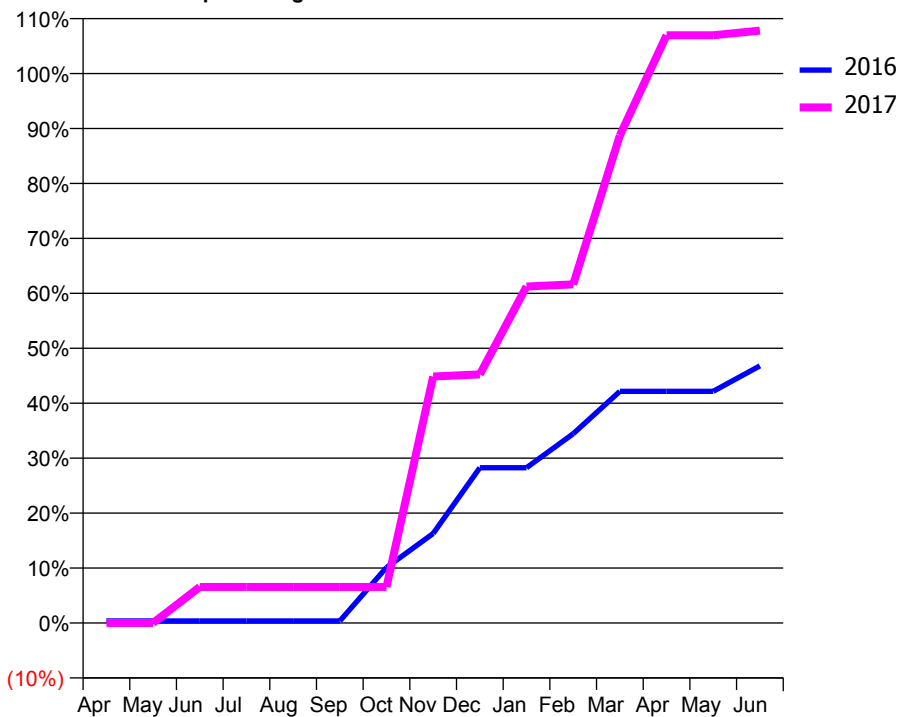
### ACCESS\*

Patients seen in 24 months	Total	Change since previous quarter
Quarter ending March 2016	172	
Quarter ending June 2016	167	↓
Quarter ending September 2016	161	↓
Quarter ending December 2016	153	↓
Quarter ending March 2017	165	↑
<b>Variance since March 2016</b>	<b>(4.1%)</b>	<b>↓</b>



### ACTIVITY

Cumulative percentage of contracted UDA delivered 2016 & 2017



Adjusted Scheduled Activity (UDA)

Month	2016	2017
April	1	0
May	1	0
June	1	17
July	1	17
August	1	17
September	1	17
October	26	17
November	42	116
December	73	117
January	73	159
February	89	160
March	109	230
April	109	277
May	109	277
June	121	279

### QUALITY

	Quantity	Base Number	Contract	AT	Region	England
% of FP17s for the same patient ID Re-attending within 3 months - Children	12	197	6.1%	11.2%	12.0%	12.3%
% of FP17s for the same patient ID Re-attending within 3 months - Adults	0	7	0.0%	15.2%	16.0%	16.7%
% of FP17s for the same patient ID Re-attending between 3 & 9 months - Children	94	197	47.7%	58.8%	58.8%	57.6%
% of FP17s for the same patient ID Re-attending between 3 & 9 months - Adults	4	7	57.1%	49.2%	51.2%	50.1%
% of FP17s for Band 1 Urgent Courses	11	224	4.9%	9.5%	8.0%	9.1%
% of FP17s Relating to Free Repair or Replacements	0	224	0.0%	0.8%	0.8%	0.8%
% of FP17s Relating to Continuations	0	224	0.0%	1.3%	1.2%	1.2%
% of Patients satisfied with the dentistry they have received	0	0	N/A	91.9%	92.7%	92.8%
% of Patients satisfied with the time they had to wait for an appointment	0	0	N/A	86.5%	89.1%	88.7%

\* This is based on patients treated on this contract for their most recent course of treatment. Figures in italics indicate the base number of FP17s or Patient Questionnaire responses are less than 100. N/A is shown where the base number of responses is less than 10 during the period. % is calculated as Quantity/Base number\*100

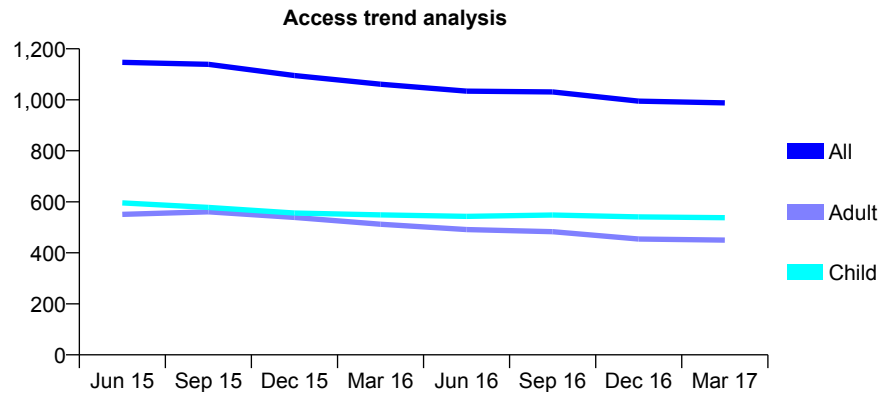
## Q56 - Vital Signs At a Glance Contract Report for 657719/0001 - Year end March 2017

Name or company name	MR IS MALHERBE
Contract type name	GDS Contract
Purpose of contract	General and Orthodontic
Contract start date	01/04/2006
Contract end date	

16/17 Contracted general activity (UDA)	3,200
Carry forward general activity (UDA)	-51
16/17 Contracted orthodontic activity (UOA)	0
Carry forward orthodontic activity (UOA)	0
Baseline contract value	£83,057.17

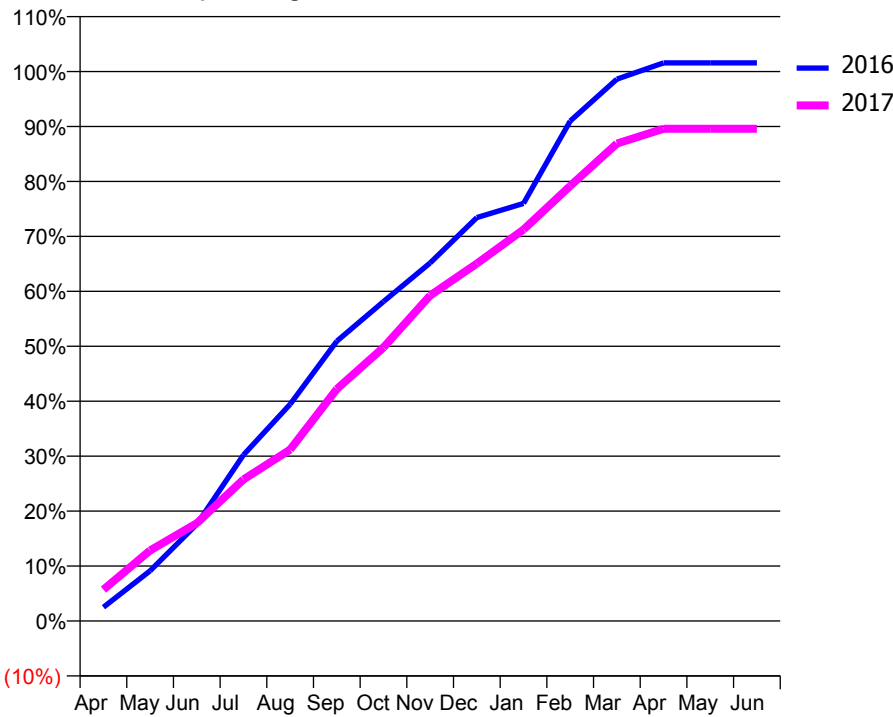
### ACCESS\*

Patients seen in 24 months	Total	Change since previous quarter
Quarter ending March 2016	1,061	
Quarter ending June 2016	1,034	↓
Quarter ending September 2016	1,031	→
Quarter ending December 2016	995	↓
Quarter ending March 2017	988	→
<b>Variance since March 2016</b>	<b>(6.9%)</b>	<b>↓</b>



### ACTIVITY

Cumulative percentage of contracted UDA delivered 2016 & 2017



Month	Adjusted Scheduled Activity (UDA)	
	2016	2017
April	80	183
May	292	411
June	564	570
July	967	824
August	1,262	998
September	1,630	1,351
October	1,860	1,593
November	2,086	1,896
December	2,349	2,082
January	2,432	2,280
February	2,911	2,533
March	3,156	2,780
April	3,251	2,866
May	3,251	2,866
June	3,251	2,866

### QUALITY

	Quantity	Base Number	Contract	AT	Region	England
% of FP17s for the same patient ID Re-attending within 3 months - Children	51	865	5.9%	11.2%	12.0%	12.3%
% of FP17s for the same patient ID Re-attending within 3 months - Adults	89	544	16.4%	15.2%	16.0%	16.7%
% of FP17s for the same patient ID Re-attending between 3 & 9 months - Children	590	865	68.2%	58.8%	58.8%	57.6%
% of FP17s for the same patient ID Re-attending between 3 & 9 months - Adults	346	544	63.6%	49.2%	51.2%	50.1%
% of FP17s for Band 1 Urgent Courses	72	1,393	5.2%	9.5%	8.0%	9.1%
% of FP17s Relating to Free Repair or Replacements	0	1,393	0.0%	0.8%	0.8%	0.8%
% of FP17s Relating to Continuations	25	1,393	1.8%	1.3%	1.2%	1.2%
% of Patients satisfied with the dentistry they have received	0	0	N/A	91.9%	92.7%	92.8%
% of Patients satisfied with the time they had to wait for an appointment	0	0	N/A	86.5%	89.1%	88.7%

\* This is based on patients treated on this contract for their most recent course of treatment. Figures in italics indicate the base number of FP17s or Patient Questionnaire responses are less than 100. N/A is shown where the base number of responses is less than 10 during the period. % is calculated as Quantity/Base number\*100

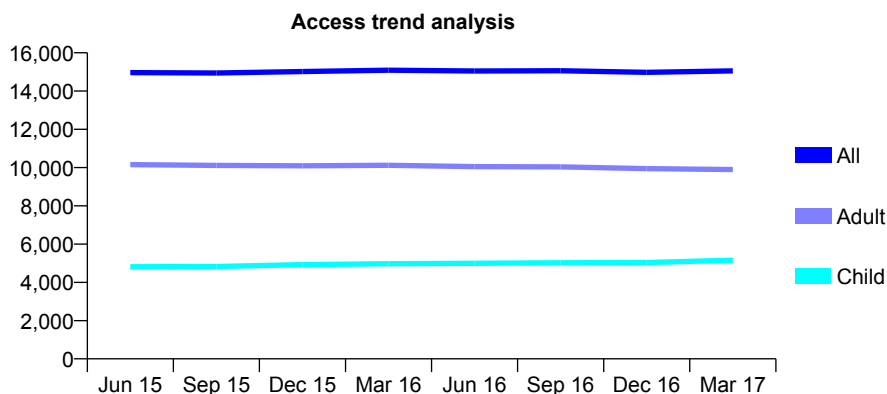
## Q56 - Vital Signs At a Glance Contract Report for 659606/0002 - Year end March 2017

Name or company name	MR RM WADHWANI
Contract type name	GDS Contract
Purpose of contract	General
Contract start date	01/04/2006
Contract end date	

16/17 Contracted general activity (UDA)	31,500
Carry forward general activity (UDA)	1,092
16/17 Contracted orthodontic activity (UOA)	0
Carry forward orthodontic activity (UOA)	0
Baseline contract value	£900,258.57

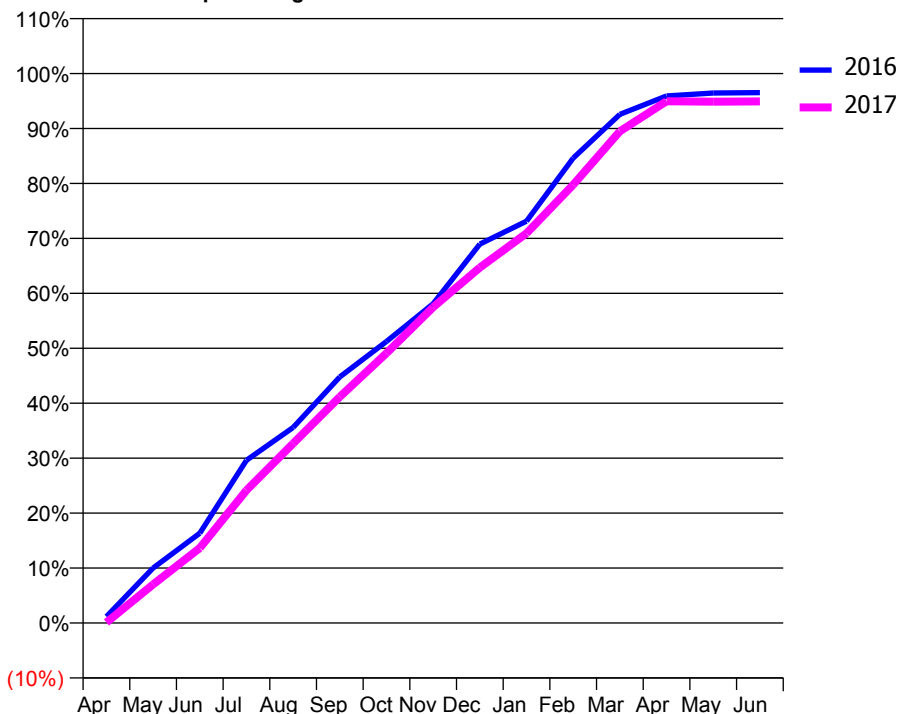
### ACCESS\*

Patients seen in 24 months	Total	Change since previous quarter
Quarter ending March 2016	15,091	
Quarter ending June 2016	15,048	→
Quarter ending September 2016	15,060	→
Quarter ending December 2016	14,979	→
Quarter ending March 2017	15,052	→
<b>Variance since March 2016</b>	<b>(0.3%)</b>	→



### ACTIVITY

Cumulative percentage of contracted UDA delivered 2016 & 2017



Month	Adjusted Scheduled Activity (UDA)	
	2016	2017
April	368	35
May	3,151	2,210
June	5,146	4,303
July	9,331	7,610
August	11,207	10,290
September	14,108	12,966
October	16,143	15,465
November	18,306	18,102
December	21,722	20,375
January	23,037	22,338
February	26,654	25,122
March	29,159	28,191
April	30,217	29,910
May	30,381	29,883
June	30,408	29,901

### QUALITY

	Quantity	Base Number	Contract	AT	Region	England
% of FP17s for the same patient ID Re-attending within 3 months - Children	722	7,841	9.2%	11.2%	12.0%	12.3%
% of FP17s for the same patient ID Re-attending within 3 months - Adults	1,590	11,947	13.3%	15.2%	16.0%	16.7%
% of FP17s for the same patient ID Re-attending between 3 & 9 months - Children	4,032	7,841	51.4%	58.8%	58.8%	57.6%
% of FP17s for the same patient ID Re-attending between 3 & 9 months - Adults	5,042	11,947	42.2%	49.2%	51.2%	50.1%
% of FP17s for Band 1 Urgent Courses	1,523	18,756	8.1%	9.5%	8.0%	9.1%
% of FP17s Relating to Free Repair or Replacements	86	18,756	0.5%	0.8%	0.8%	0.8%
% of FP17s Relating to Continuations	48	18,756	0.3%	1.3%	1.2%	1.2%
% of Patients satisfied with the dentistry they have received	11	13	84.6%	91.9%	92.7%	92.8%
% of Patients satisfied with the time they had to wait for an appointment	7	13	53.8%	86.5%	89.1%	88.7%

\* This is based on patients treated on this contract for their most recent course of treatment. Figures in italics indicate the base number of FP17s or Patient Questionnaire responses are less than 100. N/A is shown where the base number of responses is less than 10 during the period. % is calculated as Quantity/Base number\*100

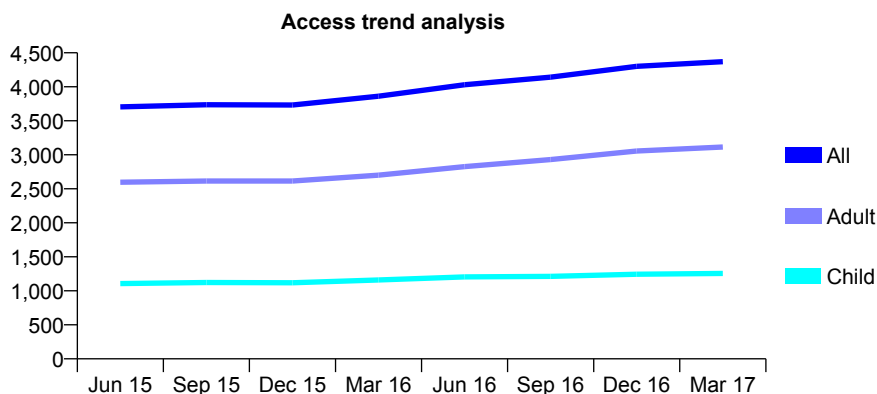
## Q56 - Vital Signs At a Glance Contract Report for 659606/0006 - Year end March 2017

Name or company name	MR RM WADHWANI
Contract type name	GDS Contract
Purpose of contract	General
Contract start date	03/12/2007
Contract end date	

16/17 Contracted general activity (UDA)	10,000
Carry forward general activity (UDA)	-87
16/17 Contracted orthodontic activity (UOA)	0
Carry forward orthodontic activity (UOA)	0
Baseline contract value	£246,704.67

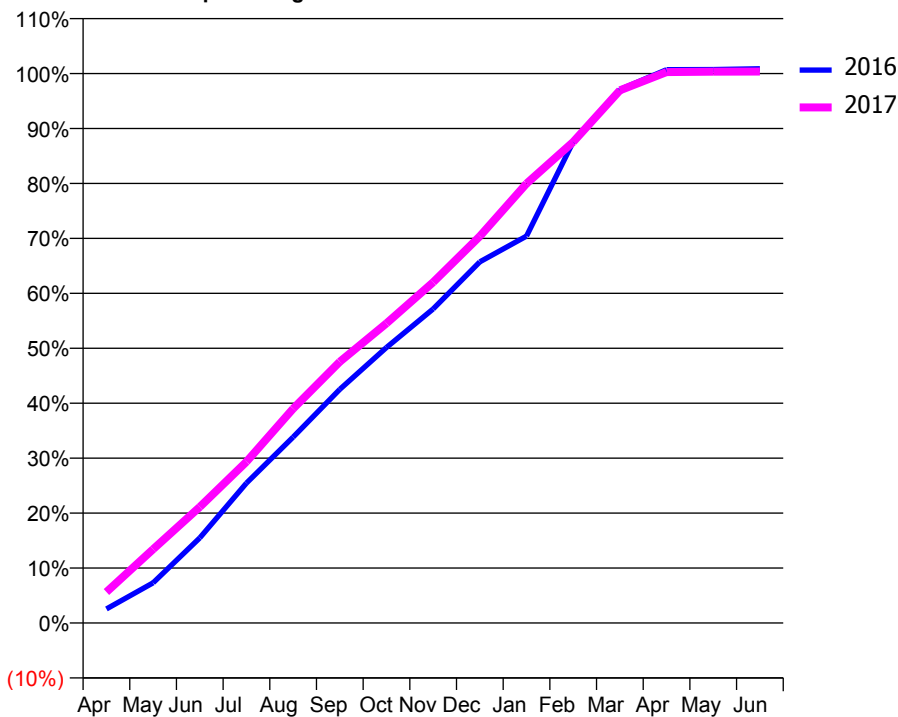
### ACCESS\*

Patients seen in 24 months	Total	Change since previous quarter
Quarter ending March 2016	3,861	
Quarter ending June 2016	4,031	↑
Quarter ending September 2016	4,143	↑
Quarter ending December 2016	4,300	↑
Quarter ending March 2017	4,370	→
<b>Variance since March 2016</b>	<b>13.2%</b>	<b>↑</b>



### ACTIVITY

Cumulative percentage of contracted UDA delivered 2016 & 2017



Month	Adjusted Scheduled Activity (UDA)	
	2016	2017
April	257	565
May	732	1,344
June	1,549	2,112
July	2,547	2,936
August	3,385	3,901
September	4,252	4,756
October	5,015	5,455
November	5,715	6,200
December	6,574	7,038
January	7,040	7,996
February	8,757	8,754
March	9,709	9,694
April	10,071	10,027
May	10,073	10,033
June	10,087	10,035

### QUALITY

	Quantity	Base Number	Contract	AT	Region	England
% of FP17s for the same patient ID Re-attending within 3 months - Children	109	1,997	5.5%	11.2%	12.0%	12.3%
% of FP17s for the same patient ID Re-attending within 3 months - Adults	562	4,405	12.8%	15.2%	16.0%	16.7%
% of FP17s for the same patient ID Re-attending between 3 & 9 months - Children	1,258	1,997	63.0%	58.8%	58.8%	57.6%
% of FP17s for the same patient ID Re-attending between 3 & 9 months - Adults	2,446	4,405	55.5%	49.2%	51.2%	50.1%
% of FP17s for Band 1 Urgent Courses	467	6,372	7.3%	9.5%	8.0%	9.1%
% of FP17s Relating to Free Repair or Replacements	48	6,372	0.8%	0.8%	0.8%	0.8%
% of FP17s Relating to Continuations	40	6,372	0.6%	1.3%	1.2%	1.2%
% of Patients satisfied with the dentistry they have received	10	10	100.0%	91.9%	92.7%	92.8%
% of Patients satisfied with the time they had to wait for an appointment	9	10	90.0%	86.5%	89.1%	88.7%

\* This is based on patients treated on this contract for their most recent course of treatment. Figures in italics indicate the base number of FP17s or Patient Questionnaire responses are less than 100. N/A is shown where the base number of responses is less than 10 during the period. % is calculated as Quantity/Base number\*100

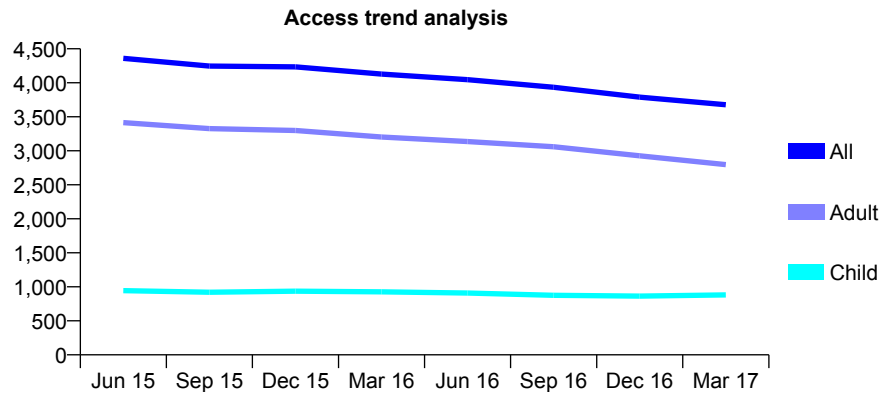
## Q56 - Vital Signs At a Glance Contract Report for 664197/0003 - Year end March 2017

Name or company name	Mobeen Ahmed
Contract type name	GDS Contract
Purpose of contract	General
Contract start date	01/04/2006
Contract end date	

16/17 Contracted general activity (UDA)	10,082
Carry forward general activity (UDA)	-202
16/17 Contracted orthodontic activity (UOA)	0
Carry forward orthodontic activity (UOA)	0
Baseline contract value	£253,418.50

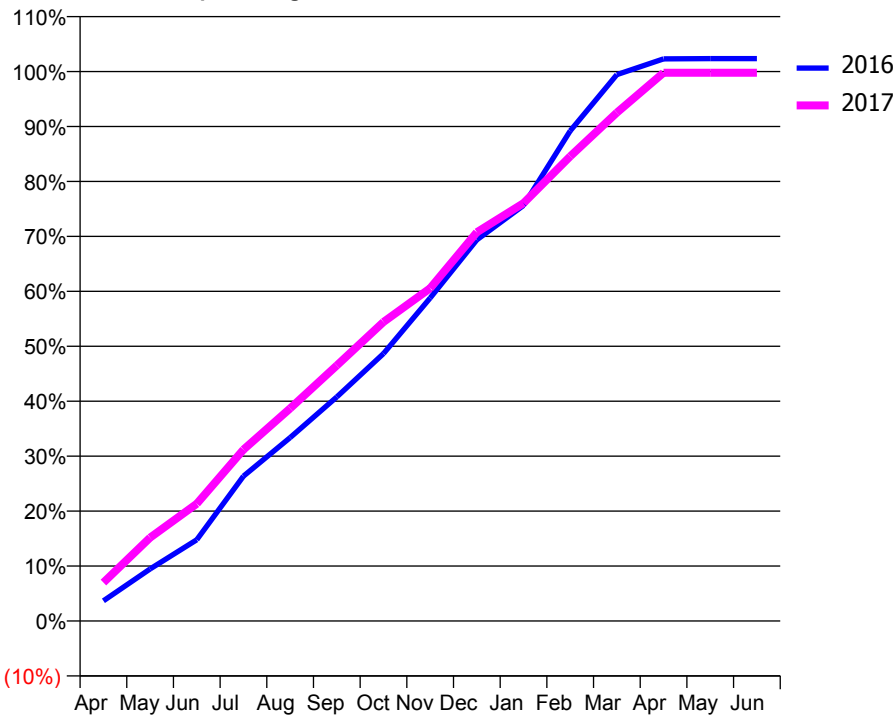
### ACCESS\*

Patients seen in 24 months	Total	Change since previous quarter
Quarter ending March 2016	4,129	
Quarter ending June 2016	4,046	↓
Quarter ending September 2016	3,935	↓
Quarter ending December 2016	3,790	↓
Quarter ending March 2017	3,678	↓
<b>Variance since March 2016</b>	<b>(10.9%)</b>	↓



### ACTIVITY

Cumulative percentage of contracted UDA delivered 2016 & 2017



Month	Adjusted Scheduled Activity (UDA)	
	2016	2017
April	371	707
May	956	1,530
June	1,491	2,151
July	2,658	3,146
August	3,365	3,901
September	4,111	4,688
October	4,907	5,486
November	5,926	6,106
December	6,992	7,132
January	7,625	7,667
February	8,994	8,526
March	10,025	9,327
April	10,314	10,058
May	10,318	10,059
June	10,318	10,059

### QUALITY

	Quantity	Base Number	Contract	AT	Region	England
% of FP17s for the same patient ID Re-attending within 3 months - Children	54	1,001	5.4%	11.2%	12.0%	12.3%
% of FP17s for the same patient ID Re-attending within 3 months - Adults	379	3,092	12.3%	15.2%	16.0%	16.7%
% of FP17s for the same patient ID Re-attending between 3 & 9 months - Children	374	1,001	37.4%	58.8%	58.8%	57.6%
% of FP17s for the same patient ID Re-attending between 3 & 9 months - Adults	1,436	3,092	46.4%	49.2%	51.2%	50.1%
% of FP17s for Band 1 Urgent Courses	375	4,246	8.8%	9.5%	8.0%	9.1%
% of FP17s Relating to Free Repair or Replacements	1	4,246	0.0%	0.8%	0.8%	0.8%
% of FP17s Relating to Continuations	26	4,246	0.6%	1.3%	1.2%	1.2%
% of Patients satisfied with the dentistry they have received	2	2	N/A	91.9%	92.7%	92.8%
% of Patients satisfied with the time they had to wait for an appointment	2	2	N/A	86.5%	89.1%	88.7%

\* This is based on patients treated on this contract for their most recent course of treatment. Figures in italics indicate the base number of FP17s or Patient Questionnaire responses are less than 100. N/A is shown where the base number of responses is less than 10 during the period. % is calculated as Quantity/Base number\*100



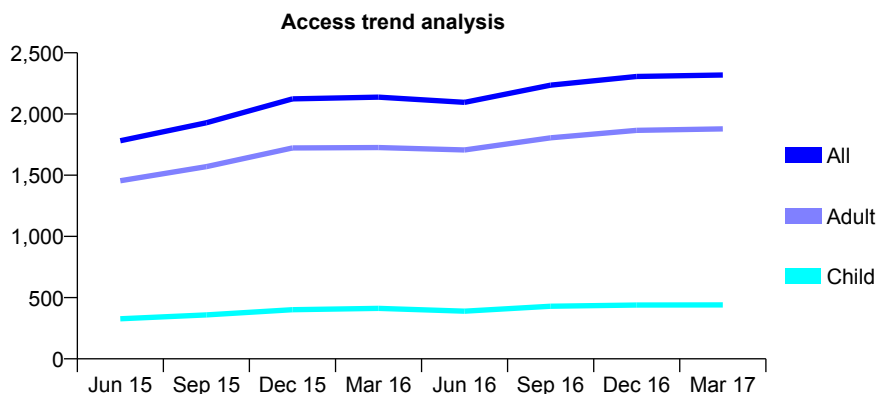
## Q56 - Vital Signs At a Glance Contract Report for 673358/0001 - Year end March 2017

Name or company name	MISS SM WEINACHT
Contract type name	GDS Contract
Purpose of contract	General
Contract start date	01/04/2006
Contract end date	

16/17 Contracted general activity (UDA)	6,271
Carry forward general activity (UDA)	-125
16/17 Contracted orthodontic activity (UOA)	0
Carry forward orthodontic activity (UOA)	0
Baseline contract value	£160,374.58

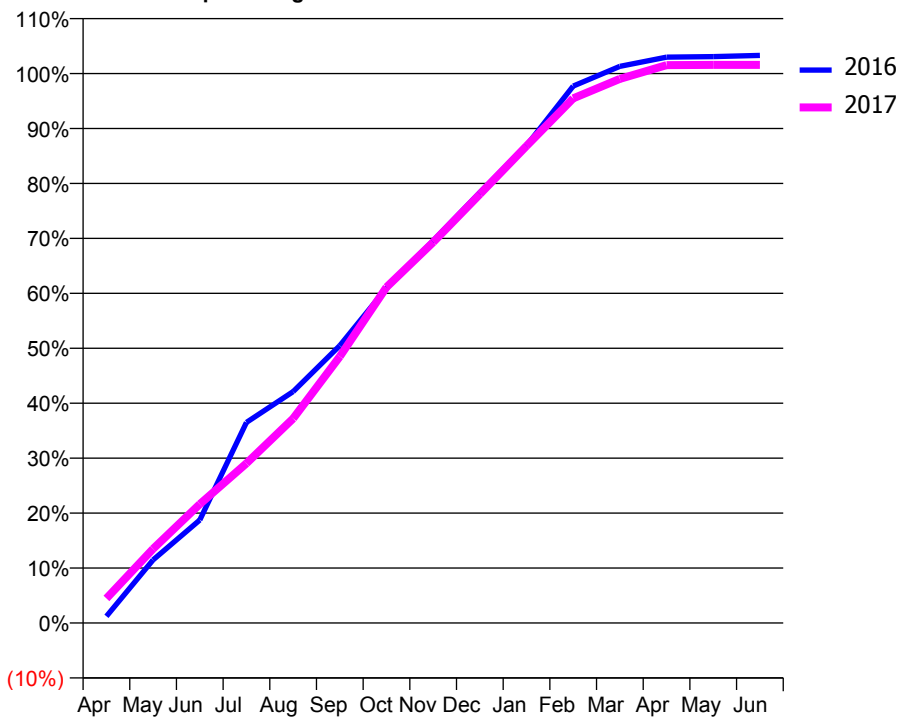
### ACCESS\*

Patients seen in 24 months	Total	Change since previous quarter
Quarter ending March 2016	2,138	
Quarter ending June 2016	2,095	↓
Quarter ending September 2016	2,236	↑
Quarter ending December 2016	2,307	↑
Quarter ending March 2017	2,319	→
<b>Variance since March 2016</b>	<b>8.5%</b>	<b>↑</b>



### ACTIVITY

Cumulative percentage of contracted UDA delivered 2016 & 2017



Month	Adjusted Scheduled Activity (UDA)	
	2016	2017
April	77	280
May	720	846
June	1,175	1,356
July	2,290	1,823
August	2,642	2,334
September	3,165	3,042
October	3,821	3,833
November	4,363	4,345
December	4,913	4,893
January	5,449	5,445
February	6,127	5,988
March	6,353	6,210
April	6,457	6,367
May	6,463	6,369
June	6,477	6,369

### QUALITY

	Quantity	Base Number	Contract	AT	Region	England
% of FP17s for the same patient ID Re-attending within 3 months - Children	27	672	4.0%	11.2%	12.0%	12.3%
% of FP17s for the same patient ID Re-attending within 3 months - Adults	233	2,642	8.8%	15.2%	16.0%	16.7%
% of FP17s for the same patient ID Re-attending between 3 & 9 months - Children	370	672	55.1%	58.8%	58.8%	57.6%
% of FP17s for the same patient ID Re-attending between 3 & 9 months - Adults	1,176	2,642	44.5%	49.2%	51.2%	50.1%
% of FP17s for Band 1 Urgent Courses	248	3,366	7.4%	9.5%	8.0%	9.1%
% of FP17s Relating to Free Repair or Replacements	18	3,366	0.5%	0.8%	0.8%	0.8%
% of FP17s Relating to Continuations	21	3,366	0.6%	1.3%	1.2%	1.2%
% of Patients satisfied with the dentistry they have received	9	9	N/A	91.9%	92.7%	92.8%
% of Patients satisfied with the time they had to wait for an appointment	9	9	N/A	86.5%	89.1%	88.7%

\* This is based on patients treated on this contract for their most recent course of treatment. Figures in italics indicate the base number of FP17s or Patient Questionnaire responses are less than 100. N/A is shown where the base number of responses is less than 10 during the period. % is calculated as Quantity/Base number\*100

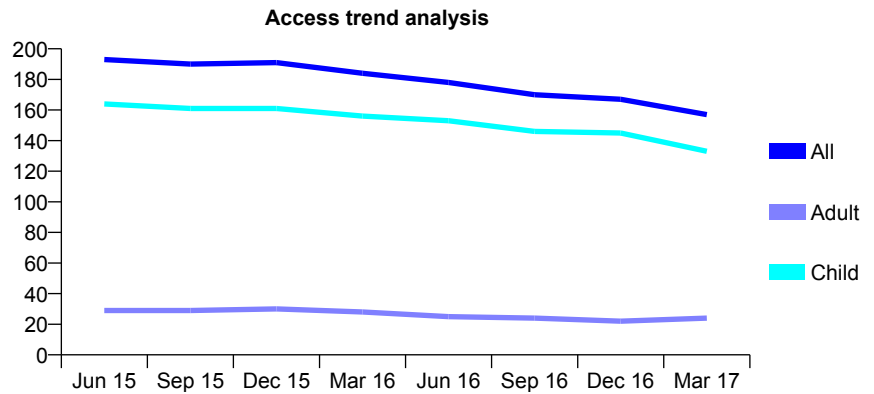
## Q56 - Vital Signs At a Glance Contract Report for 674265/0001 - Year end March 2017

Name or company name	MR PT HUMPHREY
Contract type name	GDS Contract
Purpose of contract	General
Contract start date	01/06/2010
Contract end date	31/03/2017

16/17 Contracted general activity (UDA)	447
Carry forward general activity (UDA)	0
16/17 Contracted orthodontic activity (UOA)	0
Carry forward orthodontic activity (UOA)	0
Baseline contract value	£11,788.53

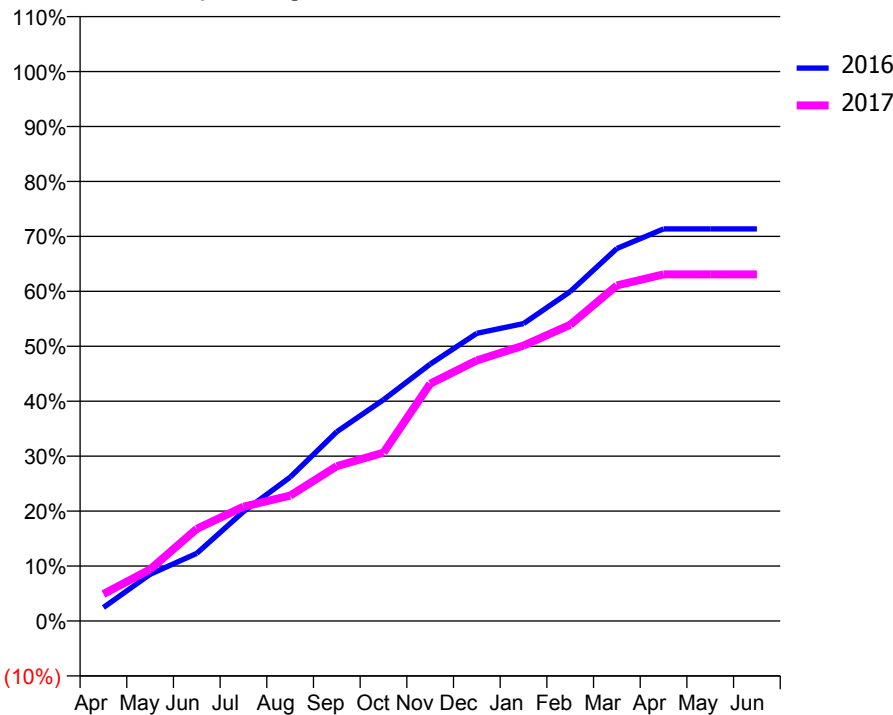
### ACCESS\*

Patients seen in 24 months	Total	Change since previous quarter
Quarter ending March 2016	184	
Quarter ending June 2016	178	↓
Quarter ending September 2016	170	↓
Quarter ending December 2016	167	↓
Quarter ending March 2017	157	↓
<b>Variance since March 2016</b>	<b>(14.7%)</b>	<b>↓</b>



### ACTIVITY

Cumulative percentage of contracted UDA delivered 2016 & 2017



Month	Adjusted Scheduled Activity (UDA)	
	2016	2017
April	11	22
May	38	42
June	55	75
July	89	93
August	117	102
September	154	126
October	180	137
November	209	193
December	234	212
January	242	224
February	268	241
March	303	273
April	319	282
May	319	282
June	319	282

### QUALITY

	Quantity	Base Number	Contract	AT	Region	England
% of FP17s for the same patient ID Re-attending within 3 months - Children	9	224	4.0%	11.2%	12.0%	12.3%
% of FP17s for the same patient ID Re-attending within 3 months - Adults	0	5	0.0%	15.2%	16.0%	16.7%
% of FP17s for the same patient ID Re-attending between 3 & 9 months - Children	159	224	71.0%	58.8%	58.8%	57.6%
% of FP17s for the same patient ID Re-attending between 3 & 9 months - Adults	4	5	80.0%	49.2%	51.2%	50.1%
% of FP17s for Band 1 Urgent Courses	0	221	0.0%	9.5%	8.0%	9.1%
% of FP17s Relating to Free Repair or Replacements	0	221	0.0%	0.8%	0.8%	0.8%
% of FP17s Relating to Continuations	0	221	0.0%	1.3%	1.2%	1.2%
% of Patients satisfied with the dentistry they have received	0	0	N/A	91.9%	92.7%	92.8%
% of Patients satisfied with the time they had to wait for an appointment	0	0	N/A	86.5%	89.1%	88.7%

\* This is based on patients treated on this contract for their most recent course of treatment. Figures in italics indicate the base number of FP17s or Patient Questionnaire responses are less than 100. N/A is shown where the base number of responses is less than 10 during the period. % is calculated as Quantity/Base number\*100

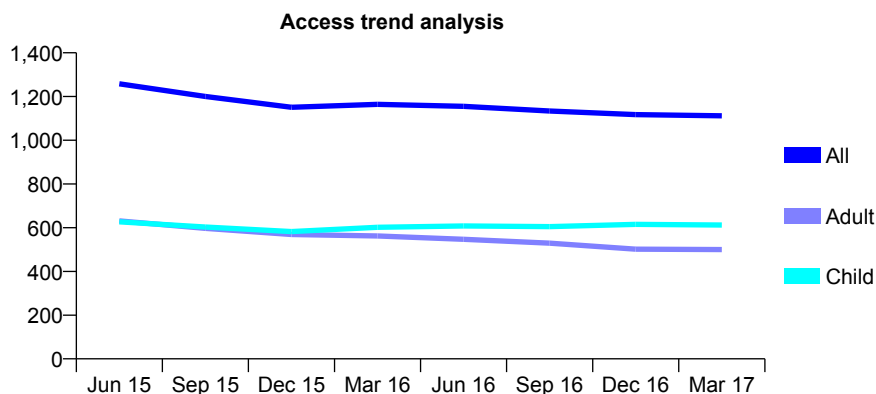
## Q56 - Vital Signs At a Glance Contract Report for 676934/0001 - Year end March 2017

Name or company name	MR C DE LUCCHI
Contract type name	GDS Contract
Purpose of contract	General
Contract start date	01/04/2006
Contract end date	

16/17 Contracted general activity (UDA)	3,925
Carry forward general activity (UDA)	0
16/17 Contracted orthodontic activity (UOA)	0
Carry forward orthodontic activity (UOA)	0
Baseline contract value	£89,801.76

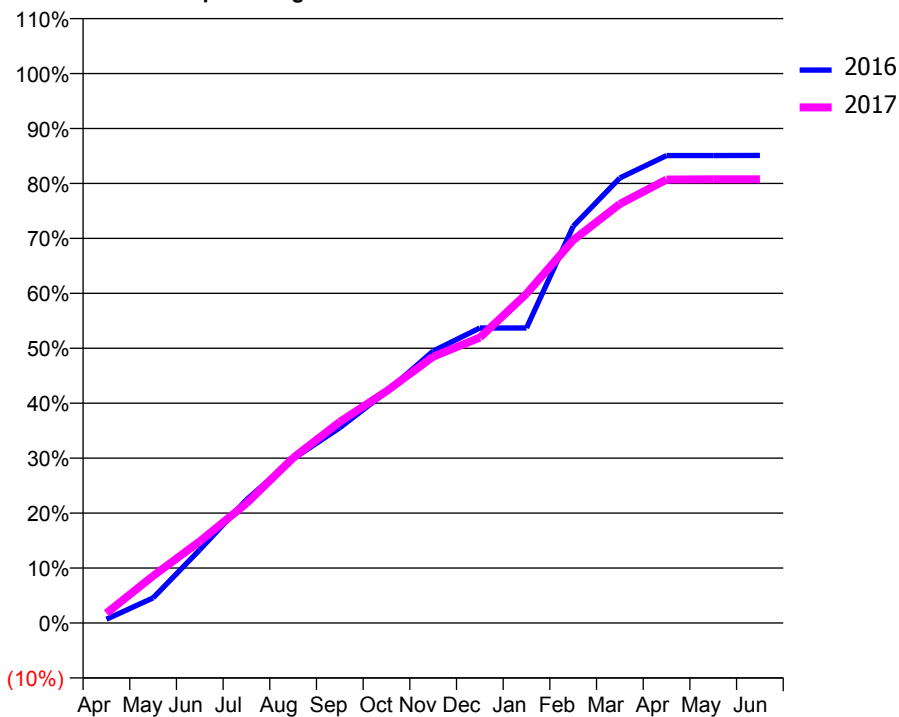
### ACCESS\*

Patients seen in 24 months	Total	Change since previous quarter
Quarter ending March 2016	1,164	
Quarter ending June 2016	1,155	→
Quarter ending September 2016	1,134	↓
Quarter ending December 2016	1,117	↓
Quarter ending March 2017	1,112	→
<b>Variance since March 2016</b>	<b>(4.5%)</b>	<b>↓</b>



### ACTIVITY

Cumulative percentage of contracted UDA delivered 2016 & 2017



Adjusted Scheduled Activity (UDA)

Month	2016	2017
April	27	70
May	180	337
June	523	583
July	881	855
August	1,173	1,180
September	1,395	1,437
October	1,652	1,656
November	1,943	1,903
December	2,107	2,038
January	2,107	2,353
February	2,834	2,735
March	3,179	2,993
April	3,339	3,168
May	3,339	3,169
June	3,340	3,169

### QUALITY

	Quantity	Base Number	Contract	AT	Region	England
% of FP17s for the same patient ID Re-attending within 3 months - Children	73	969	7.5%	11.2%	12.0%	12.3%
% of FP17s for the same patient ID Re-attending within 3 months - Adults	149	654	22.8%	15.2%	16.0%	16.7%
% of FP17s for the same patient ID Re-attending between 3 & 9 months - Children	581	969	60.0%	58.8%	58.8%	57.6%
% of FP17s for the same patient ID Re-attending between 3 & 9 months - Adults	338	654	51.7%	49.2%	51.2%	50.1%
% of FP17s for Band 1 Urgent Courses	135	1,653	8.2%	9.5%	8.0%	9.1%
% of FP17s Relating to Free Repair or Replacements	0	1,653	0.0%	0.8%	0.8%	0.8%
% of FP17s Relating to Continuations	1	1,653	0.1%	1.3%	1.2%	1.2%
% of Patients satisfied with the dentistry they have received	1	2	N/A	91.9%	92.7%	92.8%
% of Patients satisfied with the time they had to wait for an appointment	1	2	N/A	86.5%	89.1%	88.7%

\* This is based on patients treated on this contract for their most recent course of treatment. Figures in italics indicate the base number of FP17s or Patient Questionnaire responses are less than 100. N/A is shown where the base number of responses is less than 10 during the period. % is calculated as Quantity/Base number\*100

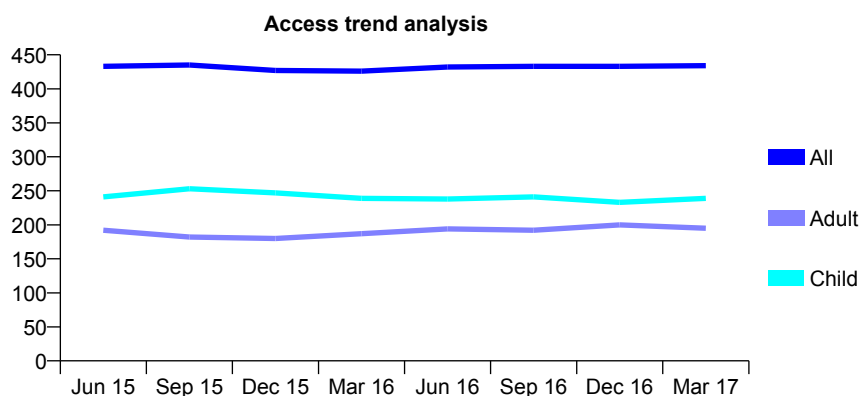
## Q56 - Vital Signs At a Glance Contract Report for 729159/0001 - Year end March 2017

Name or company name	MRS AM RAE
Contract type name	GDS Contract
Purpose of contract	General and Orthodontic
Contract start date	01/04/2006
Contract end date	

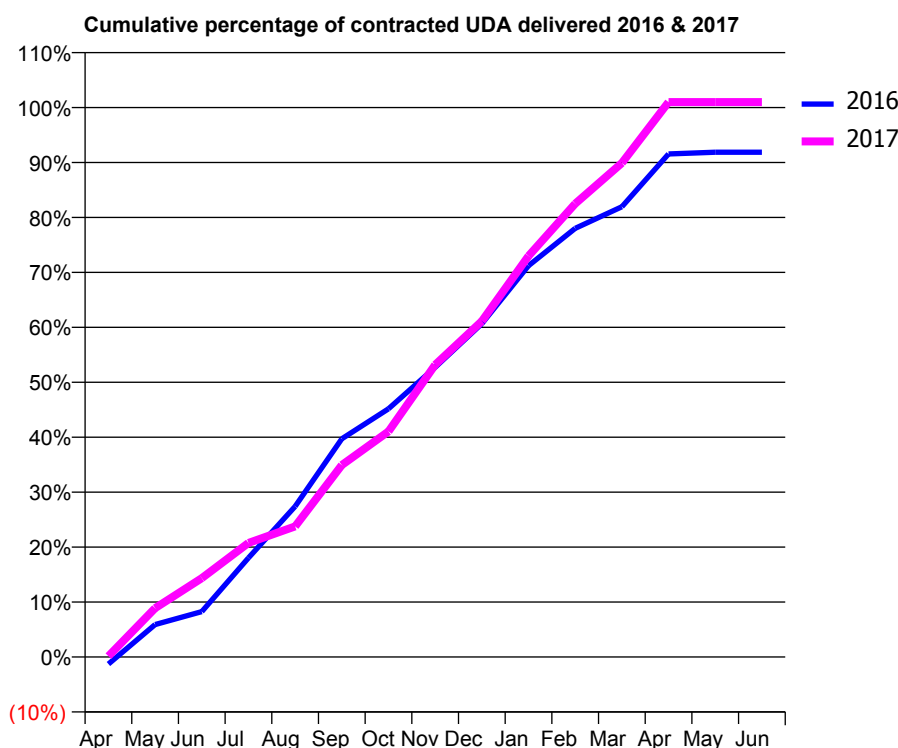
16/17 Contracted general activity (UDA)	612
Carry forward general activity (UDA)	0
16/17 Contracted orthodontic activity (UOA)	999
Carry forward orthodontic activity (UOA)	0
Baseline contract value	£77,796.52

### ACCESS\*

Patients seen in 24 months	Total	Change since previous quarter
Quarter ending March 2016	426	
Quarter ending June 2016	432	→
Quarter ending September 2016	433	→
Quarter ending December 2016	433	→
Quarter ending March 2017	434	→
<b>Variance since March 2016</b>	<b>1.9%</b>	<b>→</b>



### ACTIVITY



Month	Adjusted Scheduled Activity (UDA)	
	2016	2017
April	-8	1
May	36	54
June	51	88
July	110	127
August	168	145
September	243	214
October	276	251
November	323	325
December	371	374
January	436	447
February	477	505
March	501	550
April	560	618
May	562	618
June	562	618

### QUALITY

	Quantity	Base Number	Contract	AT	Region	England
% of FP17s for the same patient ID Re-attending within 3 months - Children	14	384	3.6%	11.2%	12.0%	12.3%
% of FP17s for the same patient ID Re-attending within 3 months - Adults	12	173	6.9%	15.2%	16.0%	16.7%
% of FP17s for the same patient ID Re-attending between 3 & 9 months - Children	139	384	36.2%	58.8%	58.8%	57.6%
% of FP17s for the same patient ID Re-attending between 3 & 9 months - Adults	52	173	30.1%	49.2%	51.2%	50.1%
% of FP17s for Band 1 Urgent Courses	30	410	7.3%	9.5%	8.0%	9.1%
% of FP17s Relating to Free Repair or Replacements	0	410	0.0%	0.8%	0.8%	0.8%
% of FP17s Relating to Continuations	0	410	0.0%	1.3%	1.2%	1.2%
% of Patients satisfied with the dentistry they have received	0	0	N/A	91.9%	92.7%	92.8%
% of Patients satisfied with the time they had to wait for an appointment	0	0	N/A	86.5%	89.1%	88.7%

\* This is based on patients treated on this contract for their most recent course of treatment. Figures in italics indicate the base number of FP17s or Patient Questionnaire responses are less than 100. N/A is shown where the base number of responses is less than 10 during the period. % is calculated as Quantity/Base number\*100

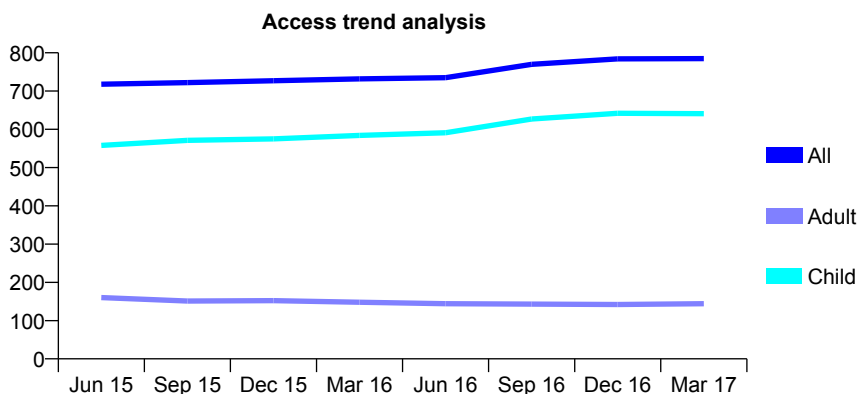
## Q56 - Vital Signs At a Glance Contract Report for 731692/0001 - Year end March 2017

Name or company name	MR MC ACKERMAN
Contract type name	GDS Contract
Purpose of contract	General
Contract start date	01/04/2006
Contract end date	

16/17 Contracted general activity (UDA)	1,721
Carry forward general activity (UDA)	-6
16/17 Contracted orthodontic activity (UOA)	0
Carry forward orthodontic activity (UOA)	0
Baseline contract value	£35,563.50

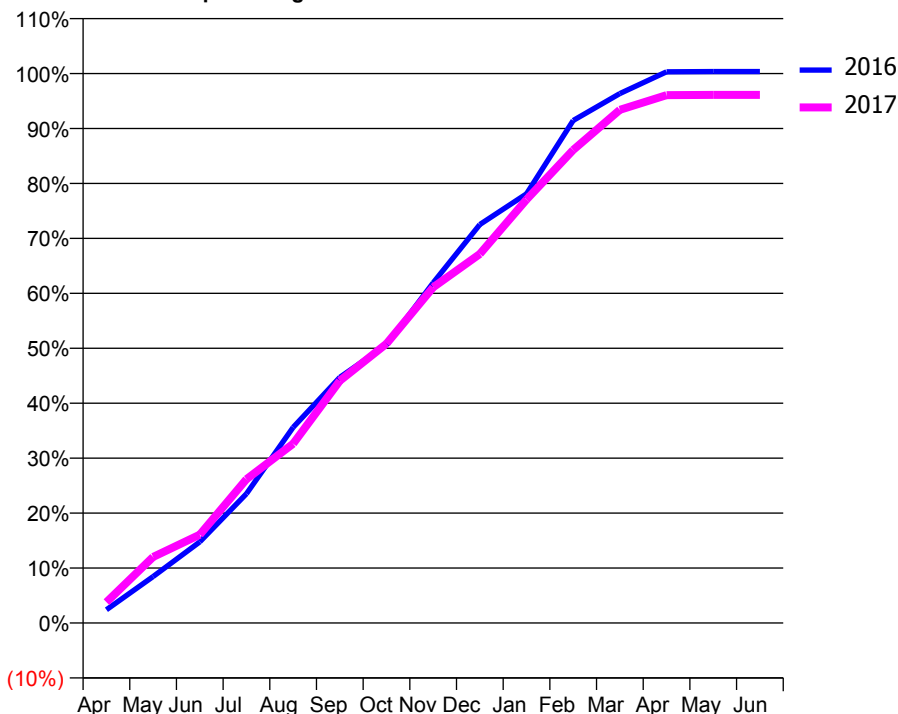
### ACCESS\*

Patients seen in 24 months	Total	Change since previous quarter
Quarter ending March 2016	732	
Quarter ending June 2016	735	→
Quarter ending September 2016	770	↑
Quarter ending December 2016	784	→
Quarter ending March 2017	785	→
<b>Variance since March 2016</b>	<b>7.2%</b>	<b>↑</b>



### ACTIVITY

Cumulative percentage of contracted UDA delivered 2016 & 2017



Month	Adjusted Scheduled Activity (UDA)	
	2016	2017
April	42	65
May	146	207
June	254	277
July	405	451
August	613	561
September	769	759
October	871	875
November	1,066	1,052
December	1,248	1,156
January	1,344	1,326
February	1,574	1,481
March	1,658	1,607
April	1,726	1,653
May	1,727	1,654
June	1,727	1,654

### QUALITY

	Quantity	Base Number	Contract	AT	Region	England
% of FP17s for the same patient ID Re-attending within 3 months - Children	58	1,022	5.7%	11.2%	12.0%	12.3%
% of FP17s for the same patient ID Re-attending within 3 months - Adults	7	121	5.8%	15.2%	16.0%	16.7%
% of FP17s for the same patient ID Re-attending between 3 & 9 months - Children	717	1,022	70.2%	58.8%	58.8%	57.6%
% of FP17s for the same patient ID Re-attending between 3 & 9 months - Adults	94	121	77.7%	49.2%	51.2%	50.1%
% of FP17s for Band 1 Urgent Courses	46	1,130	4.1%	9.5%	8.0%	9.1%
% of FP17s Relating to Free Repair or Replacements	0	1,130	0.0%	0.8%	0.8%	0.8%
% of FP17s Relating to Continuations	0	1,130	0.0%	1.3%	1.2%	1.2%
% of Patients satisfied with the dentistry they have received	1	1	N/A	91.9%	92.7%	92.8%
% of Patients satisfied with the time they had to wait for an appointment	1	1	N/A	86.5%	89.1%	88.7%

\* This is based on patients treated on this contract for their most recent course of treatment. Figures in italics indicate the base number of FP17s or Patient Questionnaire responses are less than 100. N/A is shown where the base number of responses is less than 10 during the period. % is calculated as Quantity/Base number\*100

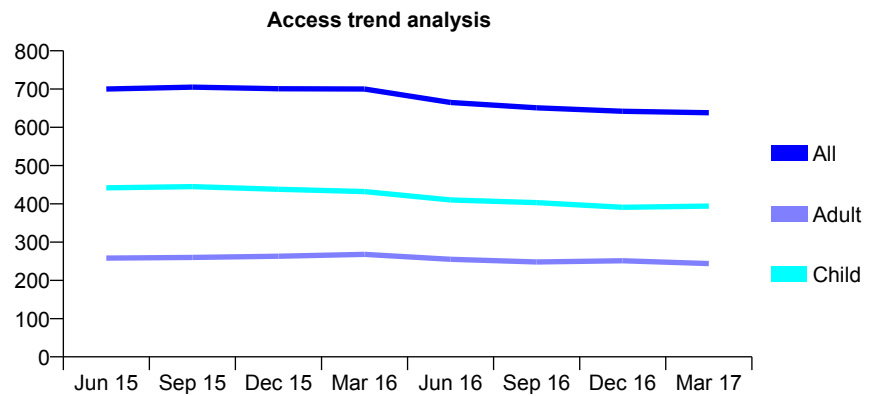
## Q56 - Vital Signs At a Glance Contract Report for 732184/0001 - Year end March 2017

Name or company name	Mr PK McMenemy
Contract type name	GDS Contract
Purpose of contract	General
Contract start date	01/04/2006
Contract end date	

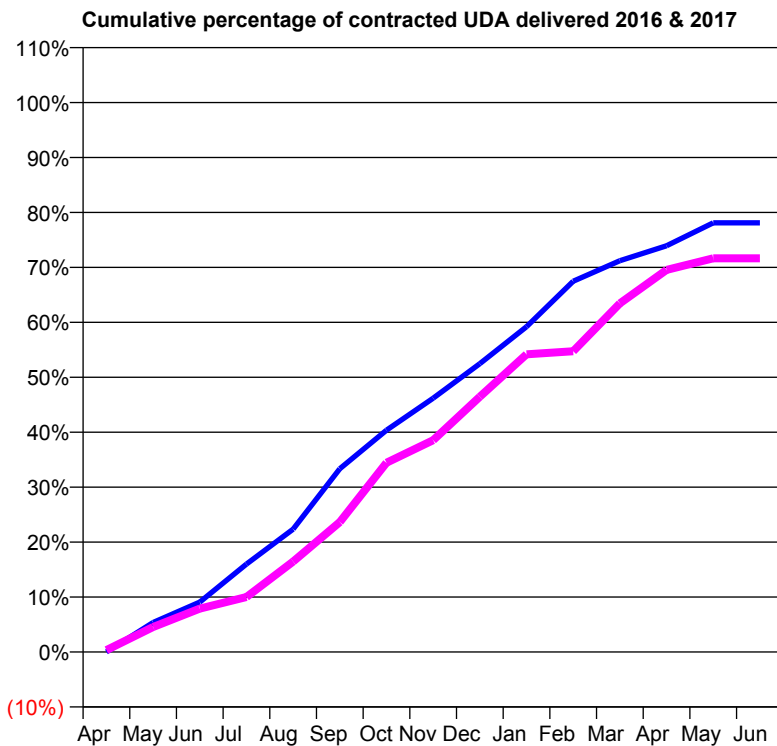
16/17 Contracted general activity (UDA)	1,100
Carry forward general activity (UDA)	0
16/17 Contracted orthodontic activity (UOA)	0
Carry forward orthodontic activity (UOA)	0
Baseline contract value	£28,891.83

### ACCESS\*

Patients seen in 24 months	Total	Change since previous quarter
Quarter ending March 2016	700	
Quarter ending June 2016	665	↓
Quarter ending September 2016	651	↓
Quarter ending December 2016	642	↓
Quarter ending March 2017	638	→
<b>Variance since March 2016</b>	<b>(8.9%)</b>	<b>↓</b>



### ACTIVITY



Month	Adjusted Scheduled Activity (UDA)	
	2016	2017
April	0	4
May	59	50
June	100	87
July	176	110
August	246	181
September	367	260
October	444	379
November	508	424
December	577	511
January	651	596
February	742	602
March	783	698
April	813	765
May	859	788
June	859	788

### QUALITY

	Quantity	Base Number	Contract	AT	Region	England
% of FP17s for the same patient ID Re-attending within 3 months - Children	23	532	4.3%	11.2%	12.0%	12.3%
% of FP17s for the same patient ID Re-attending within 3 months - Adults	2	181	1.1%	15.2%	16.0%	16.7%
% of FP17s for the same patient ID Re-attending between 3 & 9 months - Children	293	532	55.1%	58.8%	58.8%	57.6%
% of FP17s for the same patient ID Re-attending between 3 & 9 months - Adults	91	181	50.3%	49.2%	51.2%	50.1%
% of FP17s for Band 1 Urgent Courses	0	705	0.0%	9.5%	8.0%	9.1%
% of FP17s Relating to Free Repair or Replacements	0	705	0.0%	0.8%	0.8%	0.8%
% of FP17s Relating to Continuations	0	705	0.0%	1.3%	1.2%	1.2%
% of Patients satisfied with the dentistry they have received	0	0	N/A	91.9%	92.7%	92.8%
% of Patients satisfied with the time they had to wait for an appointment	0	0	N/A	86.5%	89.1%	88.7%

\* This is based on patients treated on this contract for their most recent course of treatment. Figures in italics indicate the base number of FP17s or Patient Questionnaire responses are less than 100. N/A is shown where the base number of responses is less than 10 during the period. % is calculated as Quantity/Base number\*100

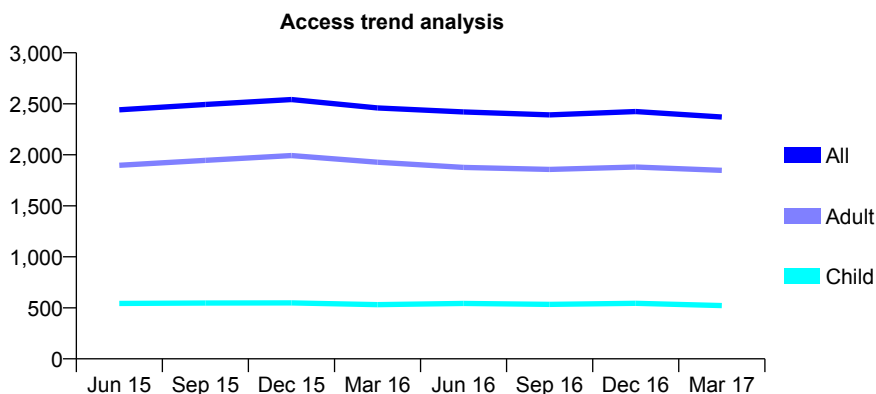
## Q56 - Vital Signs At a Glance Contract Report for 732524/0001 - Year end March 2017

Name or company name	MR PG MULLINS
Contract type name	GDS Contract
Purpose of contract	General
Contract start date	01/04/2006
Contract end date	

16/17 Contracted general activity (UDA)	5,240
Carry forward general activity (UDA)	-105
16/17 Contracted orthodontic activity (UOA)	0
Carry forward orthodontic activity (UOA)	0
Baseline contract value	£167,727.71

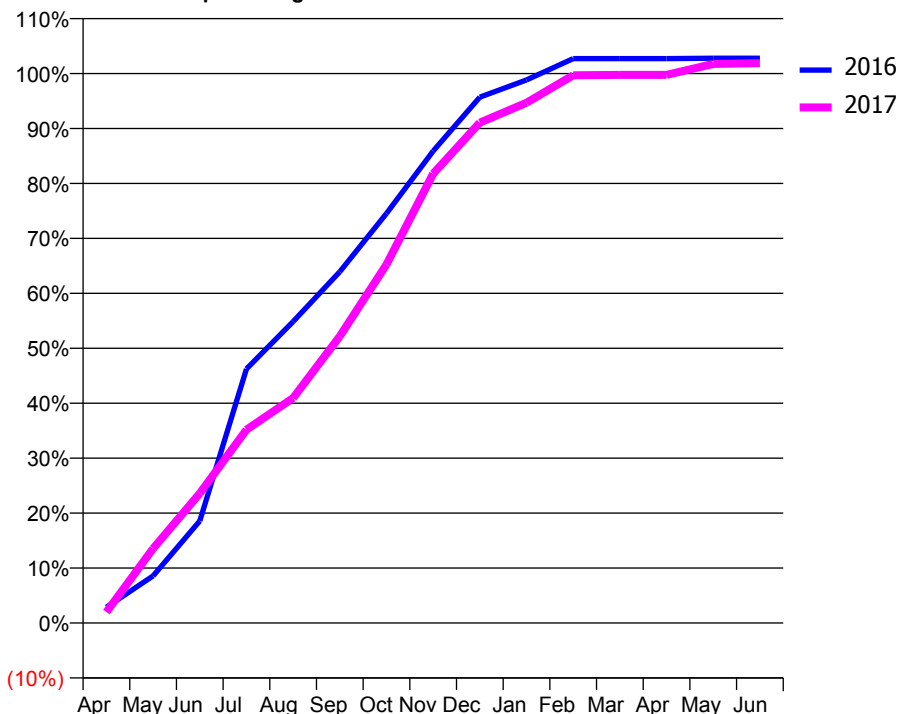
### ACCESS\*

Patients seen in 24 months	Total	Change since previous quarter
Quarter ending March 2016	2,460	
Quarter ending June 2016	2,420	↓
Quarter ending September 2016	2,391	↓
Quarter ending December 2016	2,424	→
Quarter ending March 2017	2,370	↓
<b>Variance since March 2016</b>	<b>(3.7%)</b>	<b>↓</b>



### ACTIVITY

Cumulative percentage of contracted UDA delivered 2016 & 2017



Month	Adjusted Scheduled Activity (UDA)	
	2016	2017
April	151	105
May	450	711
June	973	1,236
July	2,423	1,843
August	2,874	2,146
September	3,350	2,735
October	3,906	3,418
November	4,500	4,284
December	5,014	4,772
January	5,178	4,961
February	5,382	5,223
March	5,382	5,227
April	5,382	5,227
May	5,386	5,331
June	5,386	5,339

### QUALITY

	Quantity	Base Number	Contract	AT	Region	England
% of FP17s for the same patient ID Re-attending within 3 months - Children	71	911	7.8%	11.2%	12.0%	12.3%
% of FP17s for the same patient ID Re-attending within 3 months - Adults	609	2,157	28.2%	15.2%	16.0%	16.7%
% of FP17s for the same patient ID Re-attending between 3 & 9 months - Children	623	911	68.4%	58.8%	58.8%	57.6%
% of FP17s for the same patient ID Re-attending between 3 & 9 months - Adults	893	2,157	41.4%	49.2%	51.2%	50.1%
% of FP17s for Band 1 Urgent Courses	191	3,097	6.2%	9.5%	8.0%	9.1%
% of FP17s Relating to Free Repair or Replacements	128	3,097	4.1%	0.8%	0.8%	0.8%
% of FP17s Relating to Continuations	29	3,097	0.9%	1.3%	1.2%	1.2%
% of Patients satisfied with the dentistry they have received	12	12	100.0%	91.9%	92.7%	92.8%
% of Patients satisfied with the time they had to wait for an appointment	11	12	91.7%	86.5%	89.1%	88.7%

\* This is based on patients treated on this contract for their most recent course of treatment. Figures in italics indicate the base number of FP17s or Patient Questionnaire responses are less than 100. N/A is shown where the base number of responses is less than 10 during the period. % is calculated as Quantity/Base number\*100



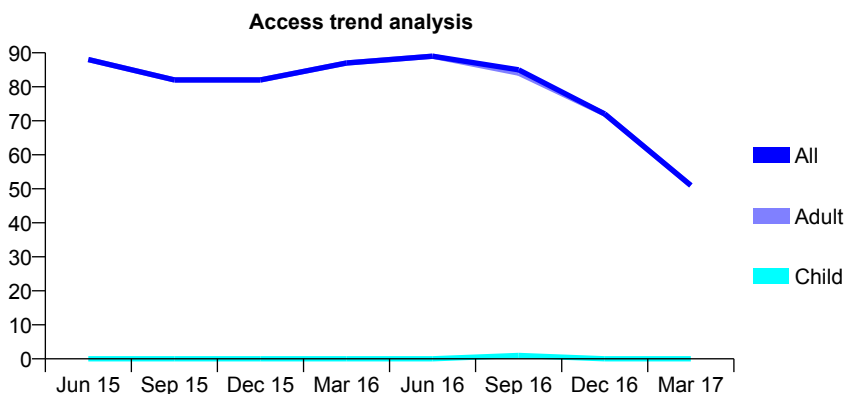
## Q56 - Vital Signs At a Glance Contract Report for 732524/0002 - Year end March 2017

Name or company name	MR PG MULLINS
Contract type name	PDS Contract
Purpose of contract	General
Contract start date	18/05/2006
Contract end date	31/03/2020

16/17 Contracted general activity (UDA)	441
Carry forward general activity (UDA)	-9
16/17 Contracted orthodontic activity (UOA)	0
Carry forward orthodontic activity (UOA)	0
Baseline contract value	£32,027.77

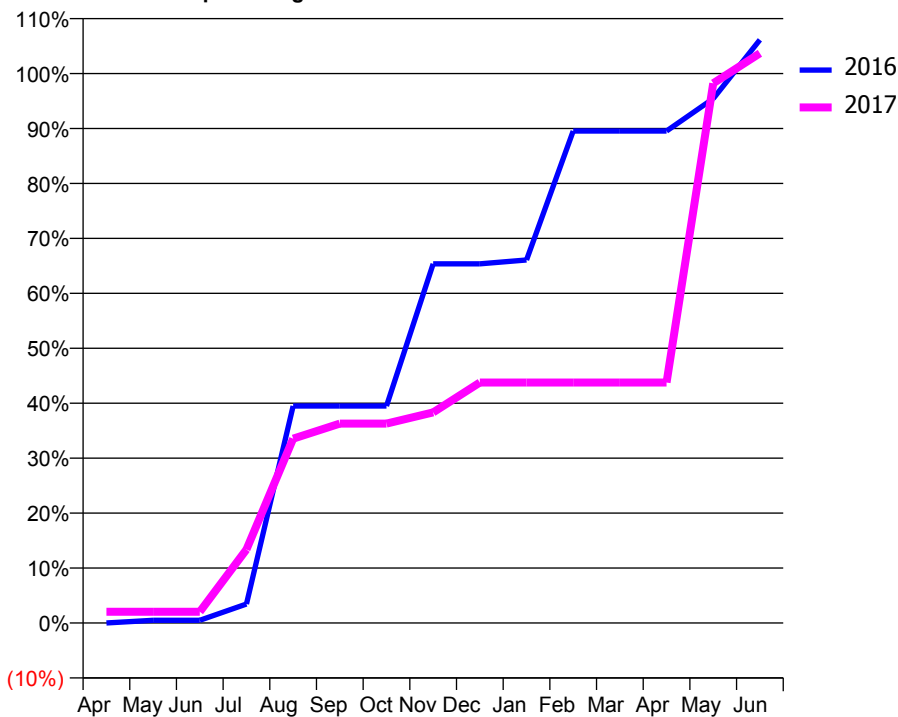
### ACCESS\*

Patients seen in 24 months	Total	Change since previous quarter
Quarter ending March 2016	87	
Quarter ending June 2016	89	↑
Quarter ending September 2016	85	↓
Quarter ending December 2016	72	↓
Quarter ending March 2017	51	↓
<b>Variance since March 2016</b>	<b>(41.4%)</b>	<b>↓</b>



### ACTIVITY

Cumulative percentage of contracted UDA delivered 2016 & 2017



Adjusted Scheduled Activity (UDA)

Month	2016	2017
April	0	9
May	2	9
June	2	9
July	15	59
August	174	148
September	174	160
October	174	160
November	288	169
December	288	193
January	291	193
February	395	193
March	395	193
April	395	193
May	421	433
June	468	457

### QUALITY

	Quantity	Base Number	Contract	AT	Region	England
% of FP17s for the same patient ID Re-attending within 3 months - Children	0	0	N/A	11.2%	12.0%	12.3%
% of FP17s for the same patient ID Re-attending within 3 months - Adults	1	28	3.6%	15.2%	16.0%	16.7%
% of FP17s for the same patient ID Re-attending between 3 & 9 months - Children	0	0	N/A	58.8%	58.8%	57.6%
% of FP17s for the same patient ID Re-attending between 3 & 9 months - Adults	2	28	7.1%	49.2%	51.2%	50.1%
% of FP17s for Band 1 Urgent Courses	1	62	1.6%	9.5%	8.0%	9.1%
% of FP17s Relating to Free Repair or Replacements	0	62	0.0%	0.8%	0.8%	0.8%
% of FP17s Relating to Continuations	1	62	1.6%	1.3%	1.2%	1.2%
% of Patients satisfied with the dentistry they have received	0	0	N/A	91.9%	92.7%	92.8%
% of Patients satisfied with the time they had to wait for an appointment	0	0	N/A	86.5%	89.1%	88.7%

\* This is based on patients treated on this contract for their most recent course of treatment. Figures in italics indicate the base number of FP17s or Patient Questionnaire responses are less than 100. N/A is shown where the base number of responses is less than 10 during the period. % is calculated as Quantity/Base number\*100

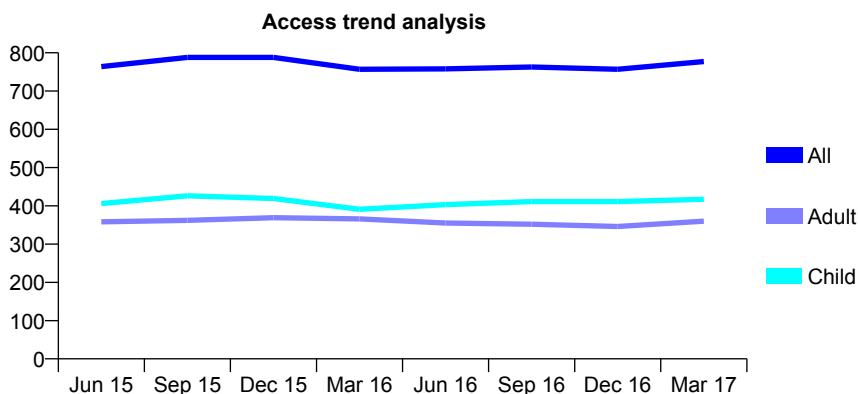
## Q56 - Vital Signs At a Glance Contract Report for 736619/0001 - Year end March 2017

Name or company name	MR DB BUCHANAN
Contract type name	PDS Contract
Purpose of contract	General and Orthodontic
Contract start date	01/08/2010
Contract end date	31/03/2018

16/17 Contracted general activity (UDA)	1,628
Carry forward general activity (UDA)	-33
16/17 Contracted orthodontic activity (UOA)	1,257
Carry forward orthodontic activity (UOA)	-25
Baseline contract value	£126,117.41

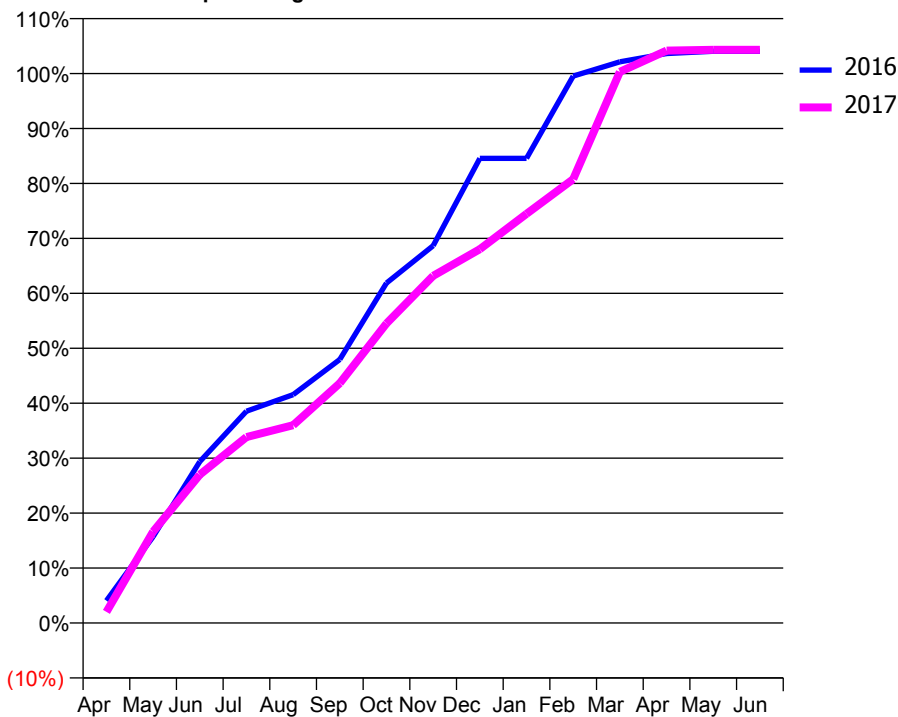
### ACCESS\*

Patients seen in 24 months	Total	Change since previous quarter
Quarter ending March 2016	757	
Quarter ending June 2016	758	→
Quarter ending September 2016	763	→
Quarter ending December 2016	757	→
Quarter ending March 2017	777	↑
<b>Variance since March 2016</b>	2.6%	↑



### ACTIVITY

Cumulative percentage of contracted UDA delivered 2016 & 2017



Month	Adjusted Scheduled Activity (UDA)	
	2016	2017
April	66	33
May	256	271
June	478	440
July	627	551
August	677	586
September	781	711
October	1,007	887
November	1,118	1,028
December	1,377	1,108
January	1,377	1,212
February	1,620	1,315
March	1,663	1,633
April	1,687	1,696
May	1,694	1,698
June	1,694	1,698

### QUALITY

	Quantity	Base Number	Contract	AT	Region	England
% of FP17s for the same patient ID Re-attending within 3 months - Children	109	849	12.8%	11.2%	12.0%	12.3%
% of FP17s for the same patient ID Re-attending within 3 months - Adults	17	297	5.7%	15.2%	16.0%	16.7%
% of FP17s for the same patient ID Re-attending between 3 & 9 months - Children	437	849	51.5%	58.8%	58.8%	57.6%
% of FP17s for the same patient ID Re-attending between 3 & 9 months - Adults	117	297	39.4%	49.2%	51.2%	50.1%
% of FP17s for Band 1 Urgent Courses	55	1,023	5.4%	9.5%	8.0%	9.1%
% of FP17s Relating to Free Repair or Replacements	0	1,023	0.0%	0.8%	0.8%	0.8%
% of FP17s Relating to Continuations	7	1,023	0.7%	1.3%	1.2%	1.2%
% of Patients satisfied with the dentistry they have received	1	1	N/A	91.9%	92.7%	92.8%
% of Patients satisfied with the time they had to wait for an appointment	1	1	N/A	86.5%	89.1%	88.7%

\* This is based on patients treated on this contract for their most recent course of treatment. Figures in italics indicate the base number of FP17s or Patient Questionnaire responses are less than 100. N/A is shown where the base number of responses is less than 10 during the period. % is calculated as Quantity/Base number\*100

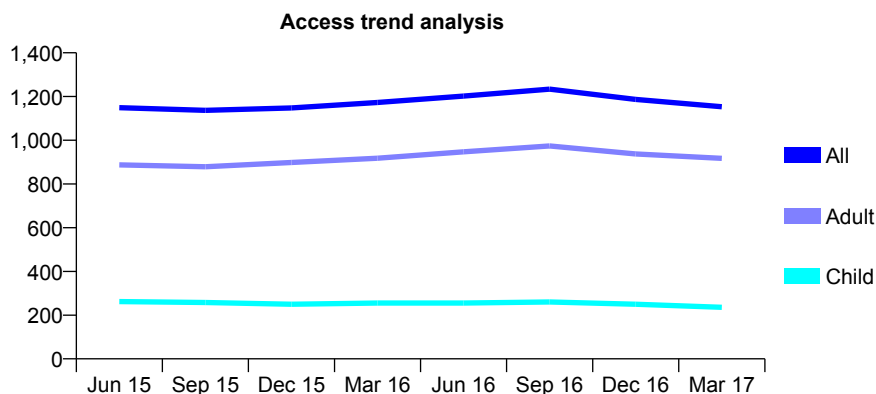
## Q56 - Vital Signs At a Glance Contract Report for 740233/0001 - Year end March 2017

Name or company name	MR ML CROWE
Contract type name	GDS Contract
Purpose of contract	General
Contract start date	01/04/2006
Contract end date	

16/17 Contracted general activity (UDA)	3,547
Carry forward general activity (UDA)	81
16/17 Contracted orthodontic activity (UOA)	0
Carry forward orthodontic activity (UOA)	0
Baseline contract value	£87,945.17

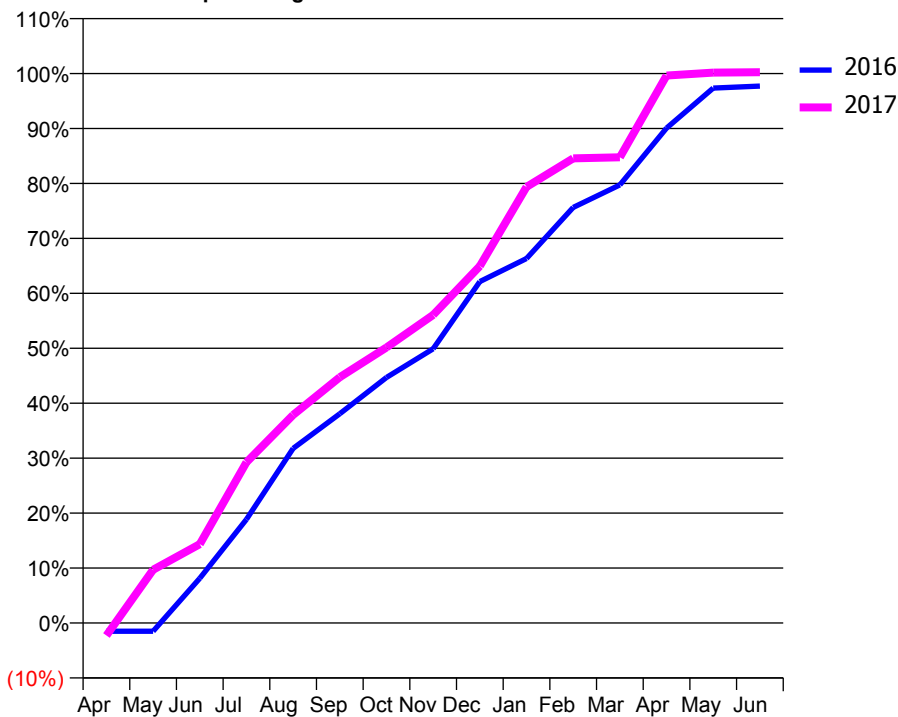
### ACCESS\*

Patients seen in 24 months	Total	Change since previous quarter
Quarter ending March 2016	1,173	
Quarter ending June 2016	1,202	↑
Quarter ending September 2016	1,234	↑
Quarter ending December 2016	1,187	↓
Quarter ending March 2017	1,153	↓
<b>Variance since March 2016</b>	<b>(1.7%)</b>	<b>↓</b>



### ACTIVITY

Cumulative percentage of contracted UDA delivered 2016 & 2017



Month	Adjusted Scheduled Activity (UDA)	
	2016	2017
April	-54	-81
May	-54	344
June	289	509
July	669	1,038
August	1,127	1,343
September	1,351	1,587
October	1,585	1,778
November	1,770	1,989
December	2,204	2,304
January	2,353	2,815
February	2,682	2,999
March	2,828	3,006
April	3,195	3,534
May	3,453	3,553
June	3,466	3,556

### QUALITY

	Quantity	Base Number	Contract	AT	Region	England
% of FP17s for the same patient ID Re-attending within 3 months - Children	11	221	5.0%	11.2%	12.0%	12.3%
% of FP17s for the same patient ID Re-attending within 3 months - Adults	65	840	7.7%	15.2%	16.0%	16.7%
% of FP17s for the same patient ID Re-attending between 3 & 9 months - Children	37	221	16.7%	58.8%	58.8%	57.6%
% of FP17s for the same patient ID Re-attending between 3 & 9 months - Adults	165	840	19.6%	49.2%	51.2%	50.1%
% of FP17s for Band 1 Urgent Courses	213	1,054	20.2%	9.5%	8.0%	9.1%
% of FP17s Relating to Free Repair or Replacements	1	1,054	0.1%	0.8%	0.8%	0.8%
% of FP17s Relating to Continuations	4	1,054	0.4%	1.3%	1.2%	1.2%
% of Patients satisfied with the dentistry they have received	9	9	N/A	91.9%	92.7%	92.8%
% of Patients satisfied with the time they had to wait for an appointment	7	9	N/A	86.5%	89.1%	88.7%

\* This is based on patients treated on this contract for their most recent course of treatment. Figures in italics indicate the base number of FP17s or Patient Questionnaire responses are less than 100. N/A is shown where the base number of responses is less than 10 during the period. % is calculated as Quantity/Base number\*100

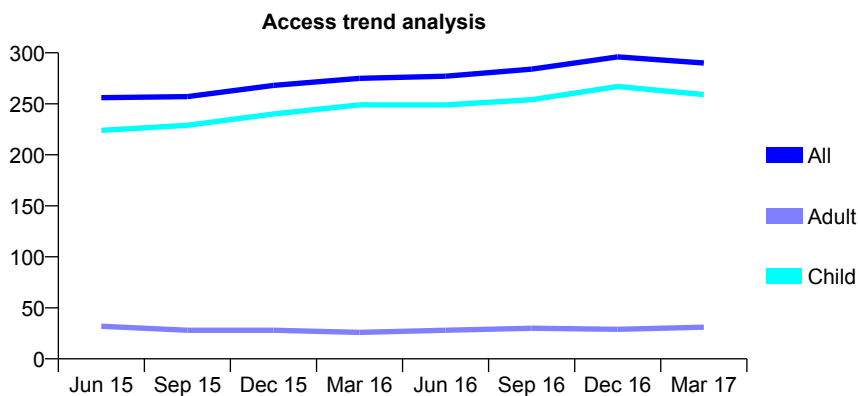
## Q56 - Vital Signs At a Glance Contract Report for 740985/0001 - Year end March 2017

Name or company name	MR B WILKINSON
Contract type name	GDS Contract
Purpose of contract	General
Contract start date	01/04/2006
Contract end date	

16/17 Contracted general activity (UDA)	340
Carry forward general activity (UDA)	-7
16/17 Contracted orthodontic activity (UOA)	0
Carry forward orthodontic activity (UOA)	0
Baseline contract value	£7,528.26

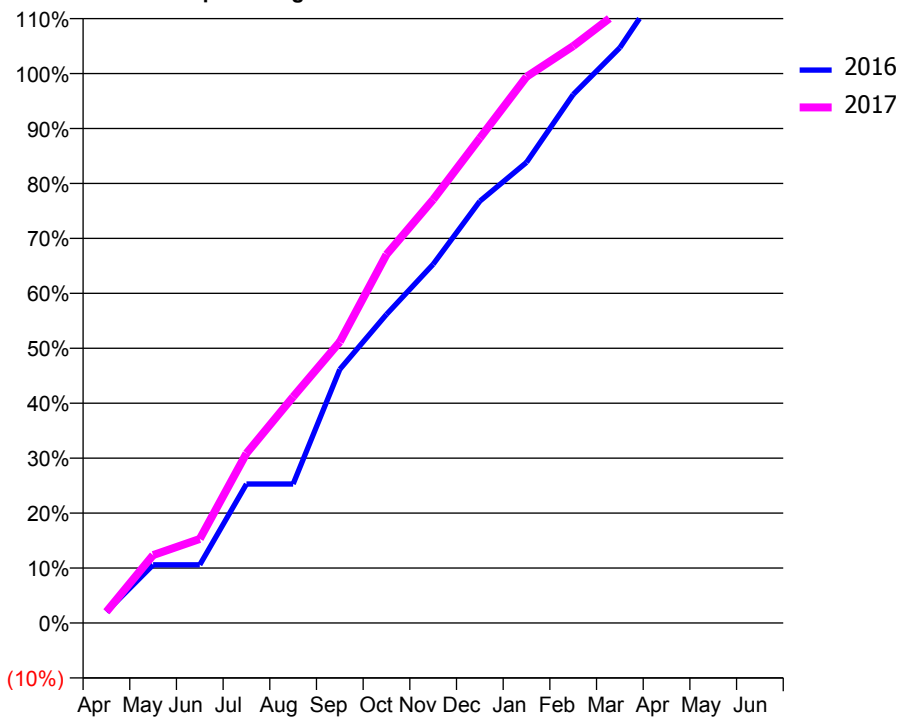
### ACCESS\*

Patients seen in 24 months	Total	Change since previous quarter
Quarter ending March 2016	275	
Quarter ending June 2016	277	→
Quarter ending September 2016	284	↑
Quarter ending December 2016	296	↑
Quarter ending March 2017	290	↓
<b>Variance since March 2016</b>	5.5%	↑



### ACTIVITY

Cumulative percentage of contracted UDA delivered 2016 & 2017



Month	Adjusted Scheduled Activity (UDA)	
	2016	2017
April	7	7
May	36	42
June	36	52
July	86	105
August	86	140
September	157	174
October	191	228
November	222	262
December	261	300
January	285	338
February	327	357
March	356	379
April	399	384
May	407	402
June	407	402

### QUALITY

	Quantity	Base Number	Contract	AT	Region	England
% of FP17s for the same patient ID Re-attending within 3 months - Children	21	352	6.0%	11.2%	12.0%	12.3%
% of FP17s for the same patient ID Re-attending within 3 months - Adults	0	3	0.0%	15.2%	16.0%	16.7%
% of FP17s for the same patient ID Re-attending between 3 & 9 months - Children	202	352	57.4%	58.8%	58.8%	57.6%
% of FP17s for the same patient ID Re-attending between 3 & 9 months - Adults	3	3	100.0%	49.2%	51.2%	50.1%
% of FP17s for Band 1 Urgent Courses	0	337	0.0%	9.5%	8.0%	9.1%
% of FP17s Relating to Free Repair or Replacements	0	337	0.0%	0.8%	0.8%	0.8%
% of FP17s Relating to Continuations	0	337	0.0%	1.3%	1.2%	1.2%
% of Patients satisfied with the dentistry they have received	0	0	N/A	91.9%	92.7%	92.8%
% of Patients satisfied with the time they had to wait for an appointment	0	0	N/A	86.5%	89.1%	88.7%

\* This is based on patients treated on this contract for their most recent course of treatment. Figures in italics indicate the base number of FP17s or Patient Questionnaire responses are less than 100. N/A is shown where the base number of responses is less than 10 during the period. % is calculated as Quantity/Base number\*100

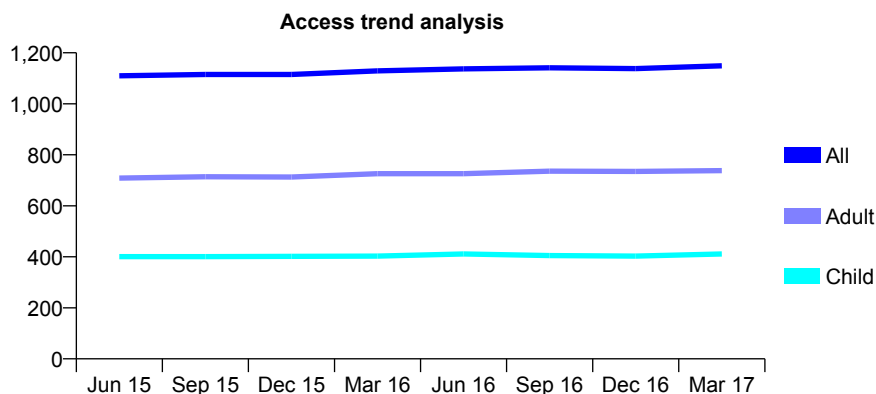
## Q56 - Vital Signs At a Glance Contract Report for 741965/0001 - Year end March 2017

Name or company name	MR SR ELPHICK
Contract type name	GDS Contract
Purpose of contract	General
Contract start date	01/04/2006
Contract end date	

16/17 Contracted general activity (UDA)	3,000
Carry forward general activity (UDA)	0
16/17 Contracted orthodontic activity (UOA)	0
Carry forward orthodontic activity (UOA)	0
Baseline contract value	£67,972.42

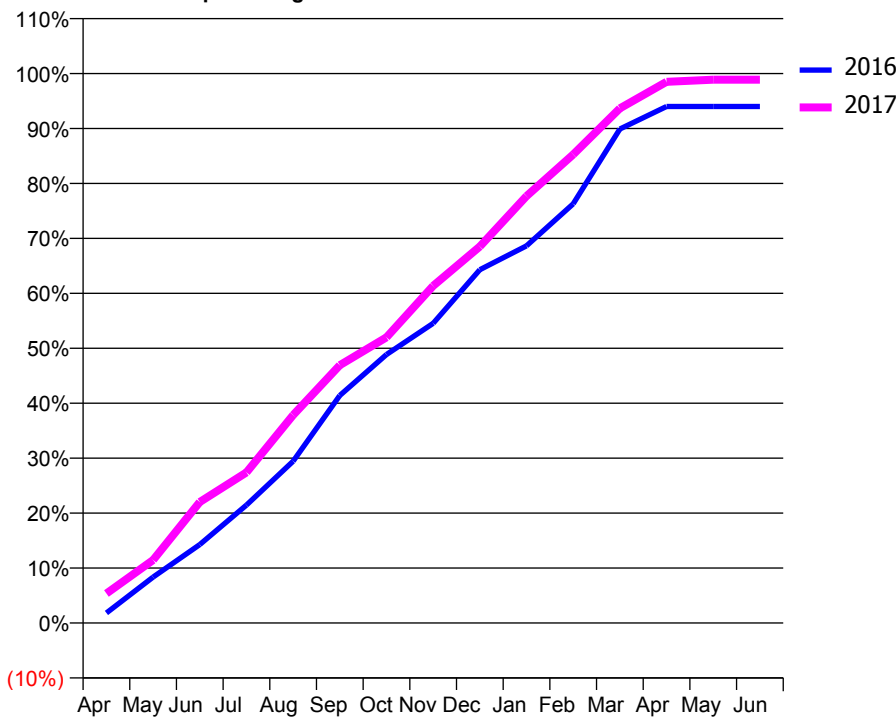
### ACCESS\*

Patients seen in 24 months	Total	Change since previous quarter
Quarter ending March 2016	1,129	
Quarter ending June 2016	1,137	→
Quarter ending September 2016	1,141	→
Quarter ending December 2016	1,138	→
Quarter ending March 2017	1,149	→
<b>Variance since March 2016</b>	<b>1.8%</b>	<b>→</b>



### ACTIVITY

Cumulative percentage of contracted UDA delivered 2016 & 2017



Adjusted Scheduled Activity (UDA)

Month	2016	2017
April	58	161
May	268	344
June	457	661
July	687	823
August	942	1,135
September	1,325	1,407
October	1,563	1,560
November	1,746	1,841
December	2,058	2,056
January	2,197	2,331
February	2,441	2,558
March	2,877	2,810
April	3,008	2,955
May	3,008	2,967
June	3,008	2,967

### QUALITY

	Quantity	Base Number	Contract	AT	Region	England
% of FP17s for the same patient ID Re-attending within 3 months - Children	45	649	6.9%	11.2%	12.0%	12.3%
% of FP17s for the same patient ID Re-attending within 3 months - Adults	167	1,106	15.1%	15.2%	16.0%	16.7%
% of FP17s for the same patient ID Re-attending between 3 & 9 months - Children	427	649	65.8%	58.8%	58.8%	57.6%
% of FP17s for the same patient ID Re-attending between 3 & 9 months - Adults	679	1,106	61.4%	49.2%	51.2%	50.1%
% of FP17s for Band 1 Urgent Courses	113	1,778	6.4%	9.5%	8.0%	9.1%
% of FP17s Relating to Free Repair or Replacements	0	1,778	0.0%	0.8%	0.8%	0.8%
% of FP17s Relating to Continuations	10	1,778	0.6%	1.3%	1.2%	1.2%
% of Patients satisfied with the dentistry they have received	1	1	N/A	91.9%	92.7%	92.8%
% of Patients satisfied with the time they had to wait for an appointment	1	1	N/A	86.5%	89.1%	88.7%

\* This is based on patients treated on this contract for their most recent course of treatment. Figures in italics indicate the base number of FP17s or Patient Questionnaire responses are less than 100. N/A is shown where the base number of responses is less than 10 during the period. % is calculated as Quantity/Base number\*100

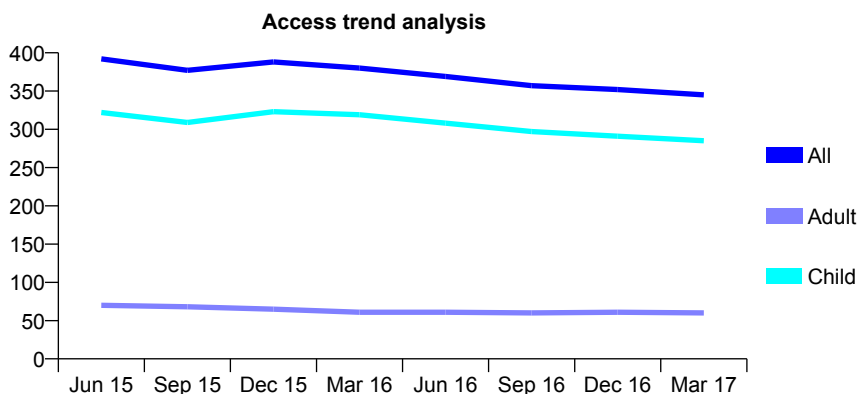
## Q56 - Vital Signs At a Glance Contract Report for 749885/0001 - Year end March 2017

Name or company name	MR CN TAYLOR
Contract type name	GDS Contract
Purpose of contract	General
Contract start date	01/04/2006
Contract end date	

16/17 Contracted general activity (UDA)	700
Carry forward general activity (UDA)	0
16/17 Contracted orthodontic activity (UOA)	0
Carry forward orthodontic activity (UOA)	0
Baseline contract value	£19,930.24

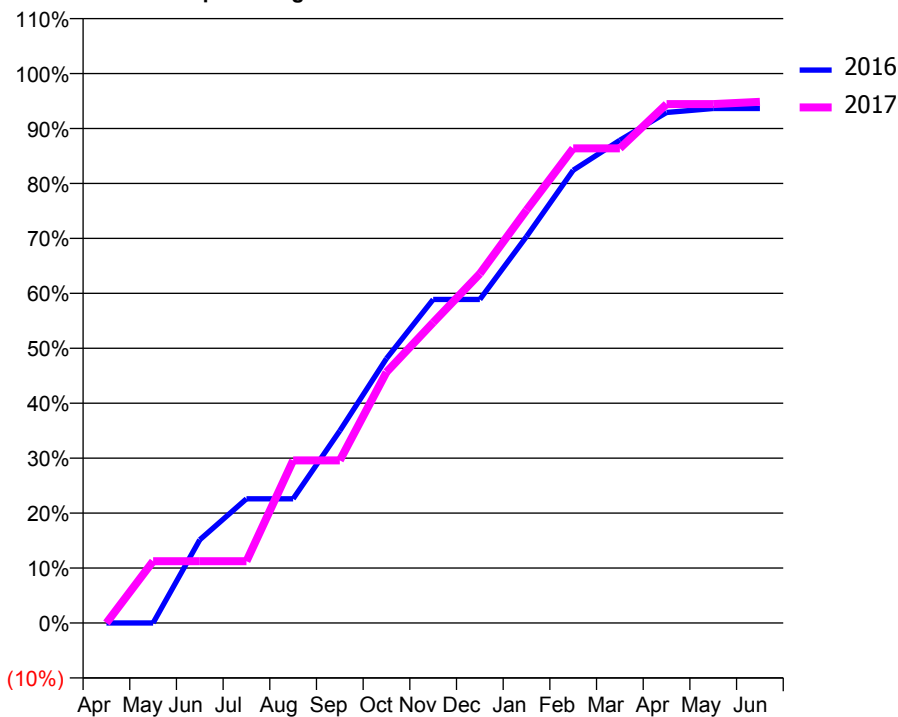
### ACCESS\*

Patients seen in 24 months	Total	Change since previous quarter
Quarter ending March 2016	380	
Quarter ending June 2016	369	↓
Quarter ending September 2016	357	↓
Quarter ending December 2016	352	↓
Quarter ending March 2017	345	↓
<b>Variance since March 2016</b>	<b>(9.2%)</b>	<b>↓</b>



### ACTIVITY

Cumulative percentage of contracted UDA delivered 2016 & 2017



Adjusted Scheduled Activity (UDA)

Month	2016	2017
April	0	0
May	0	79
June	106	79
July	158	79
August	158	207
September	245	207
October	337	320
November	412	383
December	412	445
January	492	526
February	577	605
March	615	605
April	650	661
May	655	661
June	655	664

### QUALITY

	Quantity	Base Number	Contract	AT	Region	England
% of FP17s for the same patient ID Re-attending within 3 months - Children	37	533	6.9%	11.2%	12.0%	12.3%
% of FP17s for the same patient ID Re-attending within 3 months - Adults	1	25	4.0%	15.2%	16.0%	16.7%
% of FP17s for the same patient ID Re-attending between 3 & 9 months - Children	398	533	74.7%	58.8%	58.8%	57.6%
% of FP17s for the same patient ID Re-attending between 3 & 9 months - Adults	21	25	84.0%	49.2%	51.2%	50.1%
% of FP17s for Band 1 Urgent Courses	15	565	2.7%	9.5%	8.0%	9.1%
% of FP17s Relating to Free Repair or Replacements	0	565	0.0%	0.8%	0.8%	0.8%
% of FP17s Relating to Continuations	0	565	0.0%	1.3%	1.2%	1.2%
% of Patients satisfied with the dentistry they have received	0	0	N/A	91.9%	92.7%	92.8%
% of Patients satisfied with the time they had to wait for an appointment	0	0	N/A	86.5%	89.1%	88.7%

\* This is based on patients treated on this contract for their most recent course of treatment. Figures in italics indicate the base number of FP17s or Patient Questionnaire responses are less than 100. N/A is shown where the base number of responses is less than 10 during the period. % is calculated as Quantity/Base number\*100

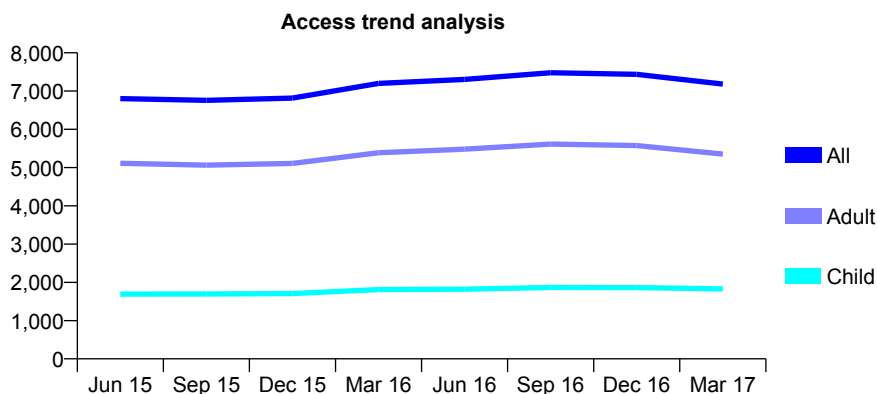
## Q56 - Vital Signs At a Glance Contract Report for 754609/0001 - Year end March 2017

Name or company name	MISS M DE VOS
Contract type name	GDS Contract
Purpose of contract	General
Contract start date	01/04/2006
Contract end date	

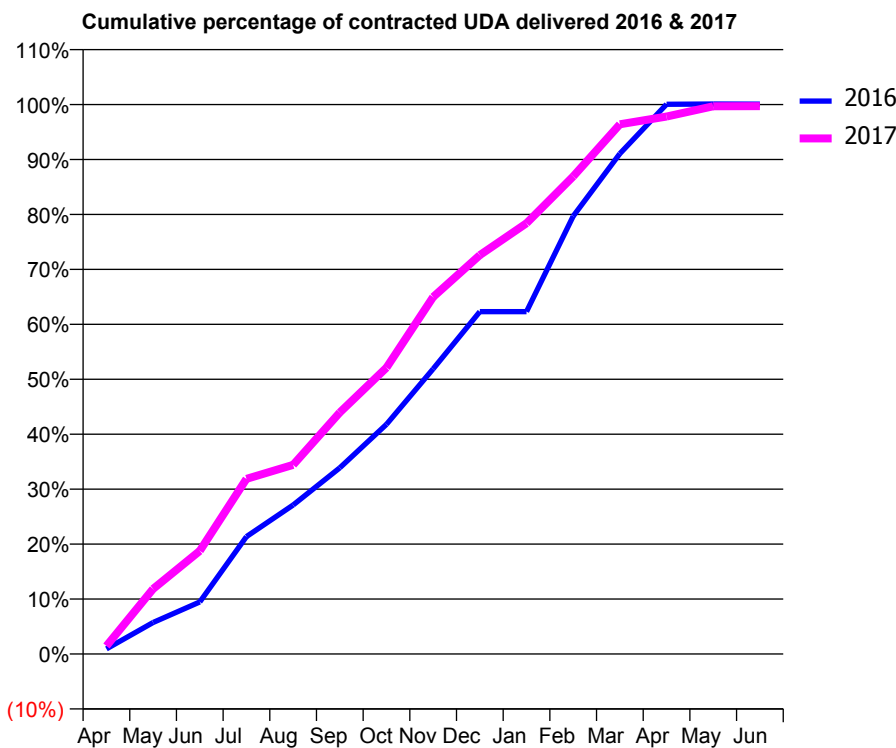
16/17 Contracted general activity (UDA)	18,640
Carry forward general activity (UDA)	-14
16/17 Contracted orthodontic activity (UOA)	0
Carry forward orthodontic activity (UOA)	0
Baseline contract value	£499,780.52

### ACCESS\*

Patients seen in 24 months	Total	Change since previous quarter
Quarter ending March 2016	7,199	
Quarter ending June 2016	7,306	→
Quarter ending September 2016	7,480	↑
Quarter ending December 2016	7,437	→
Quarter ending March 2017	7,182	↓
<b>Variance since March 2016</b>	<b>(0.2%)</b>	→



### ACTIVITY



Month	Adjusted Scheduled Activity (UDA)	
	2016	2017
April	173	274
May	1,068	2,209
June	1,767	3,501
July	3,983	5,940
August	5,053	6,417
September	6,317	8,192
October	7,790	9,712
November	9,674	12,113
December	11,616	13,534
January	11,616	14,614
February	14,850	16,200
March	16,972	17,969
April	18,645	18,230
May	18,659	18,581
June	18,654	18,585

### QUALITY

	Quantity	Base Number	Contract	AT	Region	England
% of FP17s for the same patient ID Re-attending within 3 months - Children	204	2,839	7.2%	11.2%	12.0%	12.3%
% of FP17s for the same patient ID Re-attending within 3 months - Adults	1,149	7,926	14.5%	15.2%	16.0%	16.7%
% of FP17s for the same patient ID Re-attending between 3 & 9 months - Children	1,925	2,839	67.8%	58.8%	58.8%	57.6%
% of FP17s for the same patient ID Re-attending between 3 & 9 months - Adults	4,133	7,926	52.1%	49.2%	51.2%	50.1%
% of FP17s for Band 1 Urgent Courses	997	9,843	10.1%	9.5%	8.0%	9.1%
% of FP17s Relating to Free Repair or Replacements	64	9,843	0.7%	0.8%	0.8%	0.8%
% of FP17s Relating to Continuations	9	9,843	0.1%	1.3%	1.2%	1.2%
% of Patients satisfied with the dentistry they have received	29	29	100.0%	91.9%	92.7%	92.8%
% of Patients satisfied with the time they had to wait for an appointment	25	29	86.2%	86.5%	89.1%	88.7%

\* This is based on patients treated on this contract for their most recent course of treatment. Figures in italics indicate the base number of FP17s or Patient Questionnaire responses are less than 100. N/A is shown where the base number of responses is less than 10 during the period. % is calculated as Quantity/Base number\*100



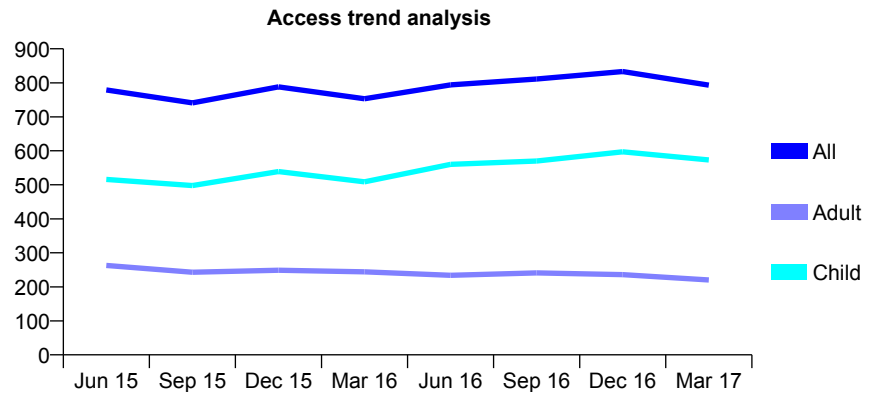
## Q56 - Vital Signs At a Glance Contract Report for 761249/0001 - Year end March 2017

Name or company name	MISS H NGUYEN
Contract type name	GDS Contract
Purpose of contract	General
Contract start date	01/04/2006
Contract end date	

16/17 Contracted general activity (UDA)	2,042
Carry forward general activity (UDA)	16
16/17 Contracted orthodontic activity (UOA)	0
Carry forward orthodontic activity (UOA)	0
Baseline contract value	£81,226.54

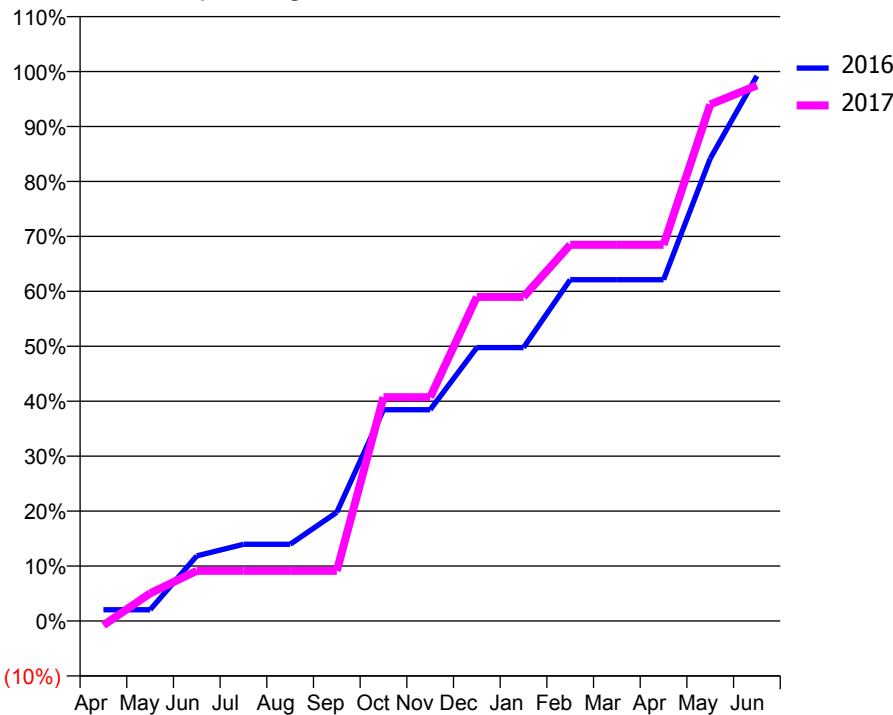
### ACCESS\*

Patients seen in 24 months	Total	Change since previous quarter
Quarter ending March 2016	753	
Quarter ending June 2016	794	↑
Quarter ending September 2016	811	↑
Quarter ending December 2016	833	↑
Quarter ending March 2017	793	↓
<b>Variance since March 2016</b>	5.3%	↑



### ACTIVITY

Cumulative percentage of contracted UDA delivered 2016 & 2017



Month	Adjusted Scheduled Activity (UDA)	
	2016	2017
April	42	-16
May	42	103
June	242	187
July	285	187
August	285	187
September	404	187
October	785	832
November	785	832
December	1,016	1,205
January	1,016	1,205
February	1,268	1,398
March	1,268	1,398
April	1,268	1,398
May	1,719	1,919
June	2,026	1,990

### QUALITY

	Quantity	Base Number	Contract	AT	Region	England
% of FP17s for the same patient ID Re-attending within 3 months - Children	89	910	9.8%	11.2%	12.0%	12.3%
% of FP17s for the same patient ID Re-attending within 3 months - Adults	73	312	23.4%	15.2%	16.0%	16.7%
% of FP17s for the same patient ID Re-attending between 3 & 9 months - Children	477	910	52.4%	58.8%	58.8%	57.6%
% of FP17s for the same patient ID Re-attending between 3 & 9 months - Adults	166	312	53.2%	49.2%	51.2%	50.1%
% of FP17s for Band 1 Urgent Courses	42	1,180	3.6%	9.5%	8.0%	9.1%
% of FP17s Relating to Free Repair or Replacements	0	1,180	0.0%	0.8%	0.8%	0.8%
% of FP17s Relating to Continuations	2	1,180	0.2%	1.3%	1.2%	1.2%
% of Patients satisfied with the dentistry they have received	1	1	N/A	91.9%	92.7%	92.8%
% of Patients satisfied with the time they had to wait for an appointment	1	1	N/A	86.5%	89.1%	88.7%

\* This is based on patients treated on this contract for their most recent course of treatment. Figures in italics indicate the base number of FP17s or Patient Questionnaire responses are less than 100. N/A is shown where the base number of responses is less than 10 during the period. % is calculated as Quantity/Base number\*100

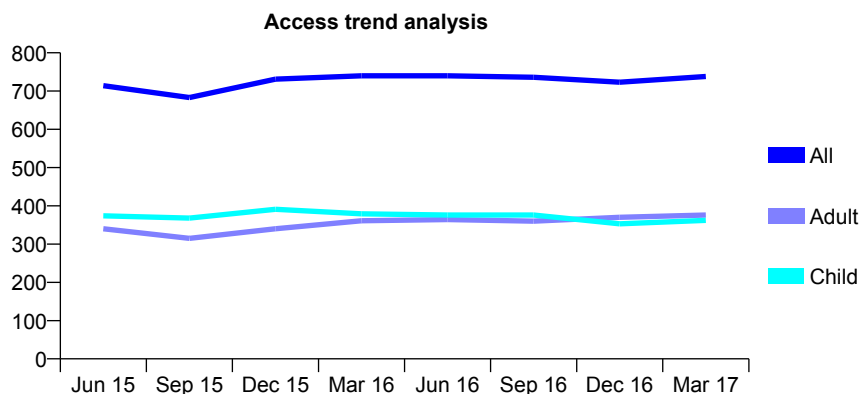
## Q56 - Vital Signs At a Glance Contract Report for 762296/0001 - Year end March 2017

Name or company name	MR BC TOCCA
Contract type name	GDS Contract
Purpose of contract	General
Contract start date	01/05/2007
Contract end date	

16/17 Contracted general activity (UDA)	2,102
Carry forward general activity (UDA)	0
16/17 Contracted orthodontic activity (UOA)	0
Carry forward orthodontic activity (UOA)	0
Baseline contract value	£44,942.15

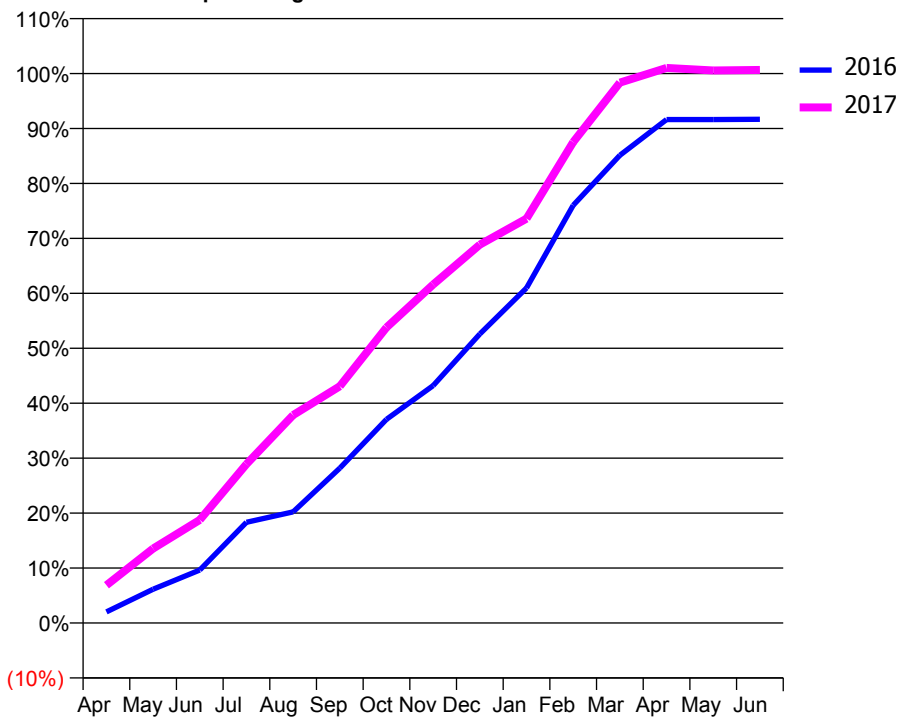
### ACCESS\*

Patients seen in 24 months	Total	Change since previous quarter
Quarter ending March 2016	740	
Quarter ending June 2016	740	→
Quarter ending September 2016	736	→
Quarter ending December 2016	723	↓
Quarter ending March 2017	738	↑
<b>Variance since March 2016</b>	<b>(0.3%)</b>	<b>→</b>



### ACTIVITY

Cumulative percentage of contracted UDA delivered 2016 & 2017



Adjusted Scheduled Activity (UDA)

Month	2016	2017
April	43	145
May	129	285
June	203	394
July	386	608
August	425	795
September	592	906
October	779	1,130
November	908	1,295
December	1,106	1,447
January	1,281	1,547
February	1,598	1,840
March	1,789	2,067
April	1,926	2,123
May	1,926	2,114
June	1,927	2,116

### QUALITY

	Quantity	Base Number	Contract	AT	Region	England
% of FP17s for the same patient ID Re-attending within 3 months - Children	65	587	11.1%	11.2%	12.0%	12.3%
% of FP17s for the same patient ID Re-attending within 3 months - Adults	132	587	22.5%	15.2%	16.0%	16.7%
% of FP17s for the same patient ID Re-attending between 3 & 9 months - Children	361	587	61.5%	58.8%	58.8%	57.6%
% of FP17s for the same patient ID Re-attending between 3 & 9 months - Adults	271	587	46.2%	49.2%	51.2%	50.1%
% of FP17s for Band 1 Urgent Courses	164	1,116	14.7%	9.5%	8.0%	9.1%
% of FP17s Relating to Free Repair or Replacements	1	1,116	0.1%	0.8%	0.8%	0.8%
% of FP17s Relating to Continuations	3	1,116	0.3%	1.3%	1.2%	1.2%
% of Patients satisfied with the dentistry they have received	0	0	N/A	91.9%	92.7%	92.8%
% of Patients satisfied with the time they had to wait for an appointment	0	0	N/A	86.5%	89.1%	88.7%

\* This is based on patients treated on this contract for their most recent course of treatment. Figures in italics indicate the base number of FP17s or Patient Questionnaire responses are less than 100. N/A is shown where the base number of responses is less than 10 during the period. % is calculated as Quantity/Base number\*100

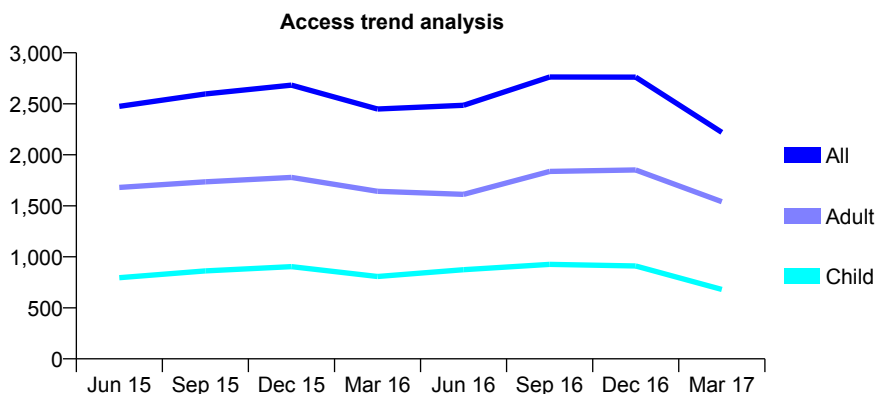
## Q56 - Vital Signs At a Glance Contract Report for 763438/0002 - Year end March 2017

Name or company name	MR M SALEEM
Contract type name	GDS Contract
Purpose of contract	General
Contract start date	01/04/2006
Contract end date	

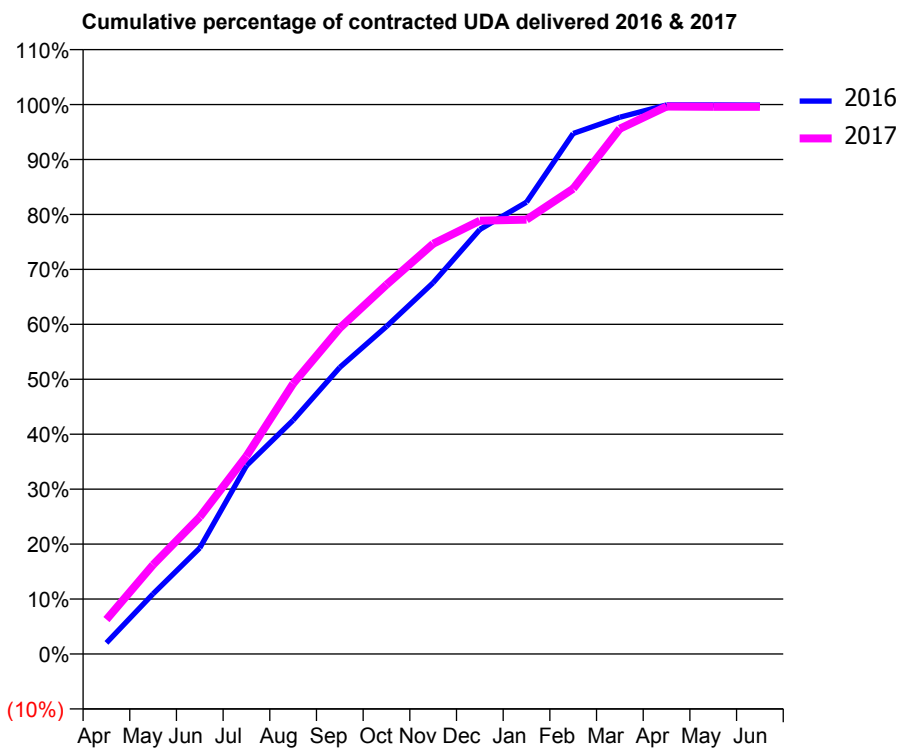
16/17 Contracted general activity (UDA)	6,805
Carry forward general activity (UDA)	7
16/17 Contracted orthodontic activity (UOA)	0
Carry forward orthodontic activity (UOA)	0
Baseline contract value	£165,054.97

### ACCESS\*

Patients seen in 24 months	Total	Change since previous quarter
Quarter ending March 2016	2,449	
Quarter ending June 2016	2,486	→
Quarter ending September 2016	2,763	↑
Quarter ending December 2016	2,761	→
Quarter ending March 2017	2,220	↓
<b>Variance since March 2016</b>	<b>(9.4%)</b>	<b>↓</b>



### ACTIVITY



Month	Adjusted Scheduled Activity (UDA)	
	2016	2017
April	138	428
May	745	1,106
June	1,314	1,697
July	2,332	2,451
August	2,896	3,348
September	3,549	4,036
October	4,056	4,573
November	4,599	5,080
December	5,257	5,366
January	5,595	5,379
February	6,446	5,762
March	6,647	6,505
April	6,800	6,780
May	6,800	6,776
June	6,798	6,776

### QUALITY

	Quantity	Base Number	Contract	AT	Region	England
% of FP17s for the same patient ID Re-attending within 3 months - Children	55	1,367	4.0%	11.2%	12.0%	12.3%
% of FP17s for the same patient ID Re-attending within 3 months - Adults	185	2,367	7.8%	15.2%	16.0%	16.7%
% of FP17s for the same patient ID Re-attending between 3 & 9 months - Children	695	1,367	50.8%	58.8%	58.8%	57.6%
% of FP17s for the same patient ID Re-attending between 3 & 9 months - Adults	855	2,367	36.1%	49.2%	51.2%	50.1%
% of FP17s for Band 1 Urgent Courses	195	3,813	5.1%	9.5%	8.0%	9.1%
% of FP17s Relating to Free Repair or Replacements	36	3,813	0.9%	0.8%	0.8%	0.8%
% of FP17s Relating to Continuations	20	3,813	0.5%	1.3%	1.2%	1.2%
% of Patients satisfied with the dentistry they have received	4	4	N/A	91.9%	92.7%	92.8%
% of Patients satisfied with the time they had to wait for an appointment	3	4	N/A	86.5%	89.1%	88.7%

\* This is based on patients treated on this contract for their most recent course of treatment. Figures in italics indicate the base number of FP17s or Patient Questionnaire responses are less than 100. N/A is shown where the base number of responses is less than 10 during the period. % is calculated as Quantity/Base number\*100

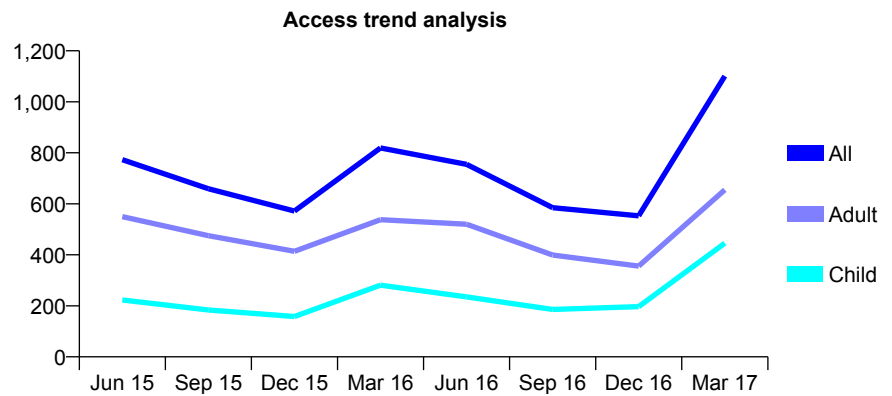
## Q56 - Vital Signs At a Glance Contract Report for 763438/0003 - Year end March 2017

Name or company name	MR M SALEEM
Contract type name	GDS Contract
Purpose of contract	General
Contract start date	01/04/2008
Contract end date	

16/17 Contracted general activity (UDA)	3,000
Carry forward general activity (UDA)	14
16/17 Contracted orthodontic activity (UOA)	0
Carry forward orthodontic activity (UOA)	0
Baseline contract value	£74,705.35

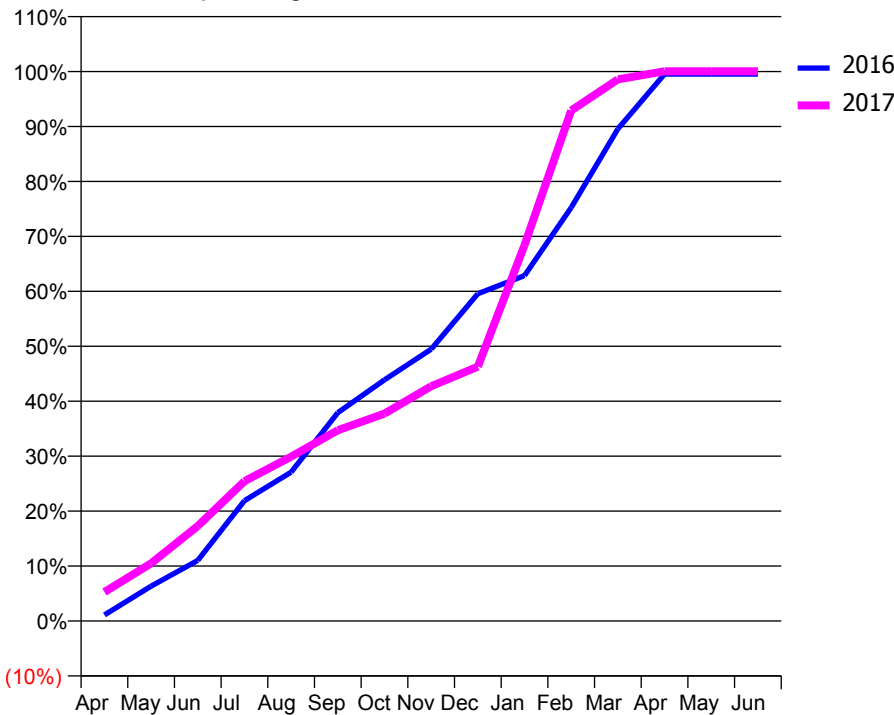
### ACCESS\*

Patients seen in 24 months	Total	Change since previous quarter
Quarter ending March 2016	819	
Quarter ending June 2016	755	↓
Quarter ending September 2016	585	↓
Quarter ending December 2016	553	↓
Quarter ending March 2017	1,101	↑
<b>Variance since March 2016</b>	<b>34.4%</b>	<b>↑</b>



### ACTIVITY

Cumulative percentage of contracted UDA delivered 2016 & 2017



Month	Adjusted Scheduled Activity (UDA)	
	2016	2017
April	33	158
May	190	315
June	331	518
July	657	764
August	813	897
September	1,137	1,041
October	1,317	1,133
November	1,484	1,282
December	1,787	1,389
January	1,886	2,052
February	2,257	2,787
March	2,687	2,957
April	2,986	3,001
May	2,986	3,001
June	2,986	3,001

### QUALITY

	Quantity	Base Number	Contract	AT	Region	England
% of FP17s for the same patient ID Re-attending within 3 months - Children	45	700	6.4%	11.2%	12.0%	12.3%
% of FP17s for the same patient ID Re-attending within 3 months - Adults	86	1,030	8.3%	15.2%	16.0%	16.7%
% of FP17s for the same patient ID Re-attending between 3 & 9 months - Children	79	700	11.3%	58.8%	58.8%	57.6%
% of FP17s for the same patient ID Re-attending between 3 & 9 months - Adults	86	1,030	8.3%	49.2%	51.2%	50.1%
% of FP17s for Band 1 Urgent Courses	141	1,620	8.7%	9.5%	8.0%	9.1%
% of FP17s Relating to Free Repair or Replacements	12	1,620	0.7%	0.8%	0.8%	0.8%
% of FP17s Relating to Continuations	15	1,620	0.9%	1.3%	1.2%	1.2%
% of Patients satisfied with the dentistry they have received	0	1	N/A	91.9%	92.7%	92.8%
% of Patients satisfied with the time they had to wait for an appointment	1	1	N/A	86.5%	89.1%	88.7%

\* This is based on patients treated on this contract for their most recent course of treatment. Figures in italics indicate the base number of FP17s or Patient Questionnaire responses are less than 100. N/A is shown where the base number of responses is less than 10 during the period. % is calculated as Quantity/Base number\*100

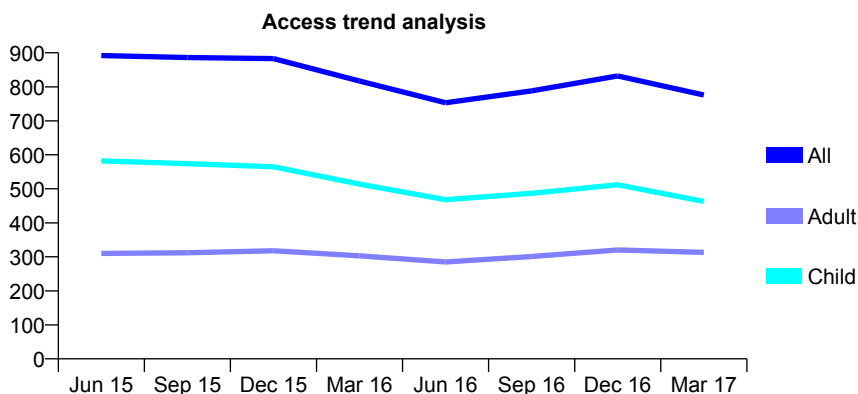
## Q56 - Vital Signs At a Glance Contract Report for 767123/0001 - Year end March 2017

Name or company name	MISS Z WIESE
Contract type name	GDS Contract
Purpose of contract	General
Contract start date	01/04/2006
Contract end date	

16/17 Contracted general activity (UDA)	2,160
Carry forward general activity (UDA)	-1
16/17 Contracted orthodontic activity (UOA)	0
Carry forward orthodontic activity (UOA)	0
Baseline contract value	£82,300.53

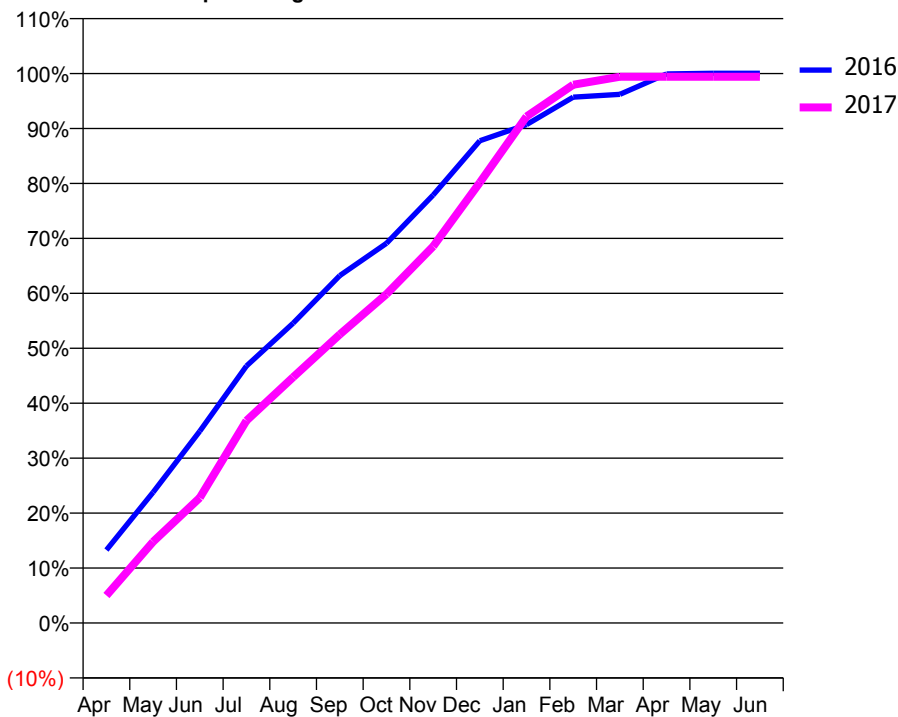
### ACCESS\*

Patients seen in 24 months	Total	Change since previous quarter
Quarter ending March 2016	817	
Quarter ending June 2016	753	↓
Quarter ending September 2016	788	↑
Quarter ending December 2016	832	↑
Quarter ending March 2017	776	↓
<b>Variance since March 2016</b>	<b>(5.0%)</b>	<b>↓</b>



### ACTIVITY

Cumulative percentage of contracted UDA delivered 2016 & 2017



Adjusted Scheduled Activity (UDA)

Month	2016	2017
April	287	108
May	514	319
June	754	492
July	1,010	795
August	1,179	966
September	1,366	1,134
October	1,492	1,293
November	1,682	1,481
December	1,896	1,732
January	1,959	1,991
February	2,067	2,116
March	2,078	2,147
April	2,158	2,147
May	2,161	2,147
June	2,161	2,147

### QUALITY

	Quantity	Base Number	Contract	AT	Region	England
% of FP17s for the same patient ID Re-attending within 3 months - Children	60	681	8.8%	11.2%	12.0%	12.3%
% of FP17s for the same patient ID Re-attending within 3 months - Adults	35	339	10.3%	15.2%	16.0%	16.7%
% of FP17s for the same patient ID Re-attending between 3 & 9 months - Children	296	681	43.5%	58.8%	58.8%	57.6%
% of FP17s for the same patient ID Re-attending between 3 & 9 months - Adults	131	339	38.6%	49.2%	51.2%	50.1%
% of FP17s for Band 1 Urgent Courses	50	970	5.2%	9.5%	8.0%	9.1%
% of FP17s Relating to Free Repair or Replacements	0	970	0.0%	0.8%	0.8%	0.8%
% of FP17s Relating to Continuations	0	970	0.0%	1.3%	1.2%	1.2%
% of Patients satisfied with the dentistry they have received	1	1	N/A	91.9%	92.7%	92.8%
% of Patients satisfied with the time they had to wait for an appointment	1	1	N/A	86.5%	89.1%	88.7%

\* This is based on patients treated on this contract for their most recent course of treatment. Figures in italics indicate the base number of FP17s or Patient Questionnaire responses are less than 100. N/A is shown where the base number of responses is less than 10 during the period. % is calculated as Quantity/Base number\*100

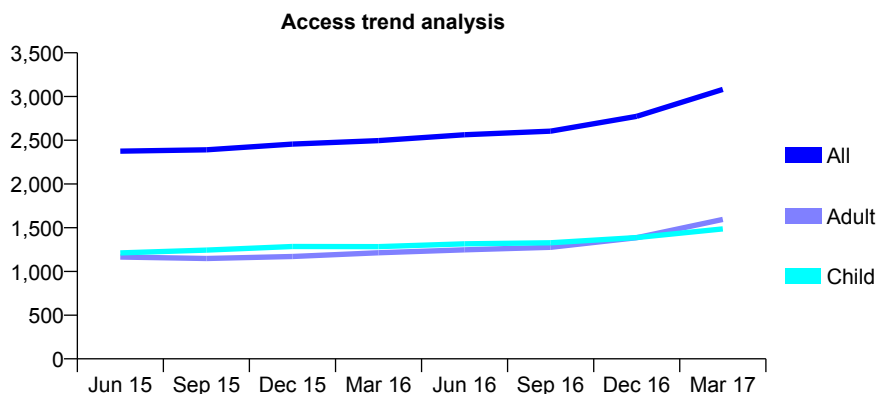
## Q56 - Vital Signs At a Glance Contract Report for 767123/0002 - Year end March 2017

Name or company name	MISS Z WIESE
Contract type name	GDS Contract
Purpose of contract	General
Contract start date	01/04/2006
Contract end date	

16/17 Contracted general activity (UDA)	7,400
Carry forward general activity (UDA)	-63
16/17 Contracted orthodontic activity (UOA)	0
Carry forward orthodontic activity (UOA)	0
Baseline contract value	£196,590.74

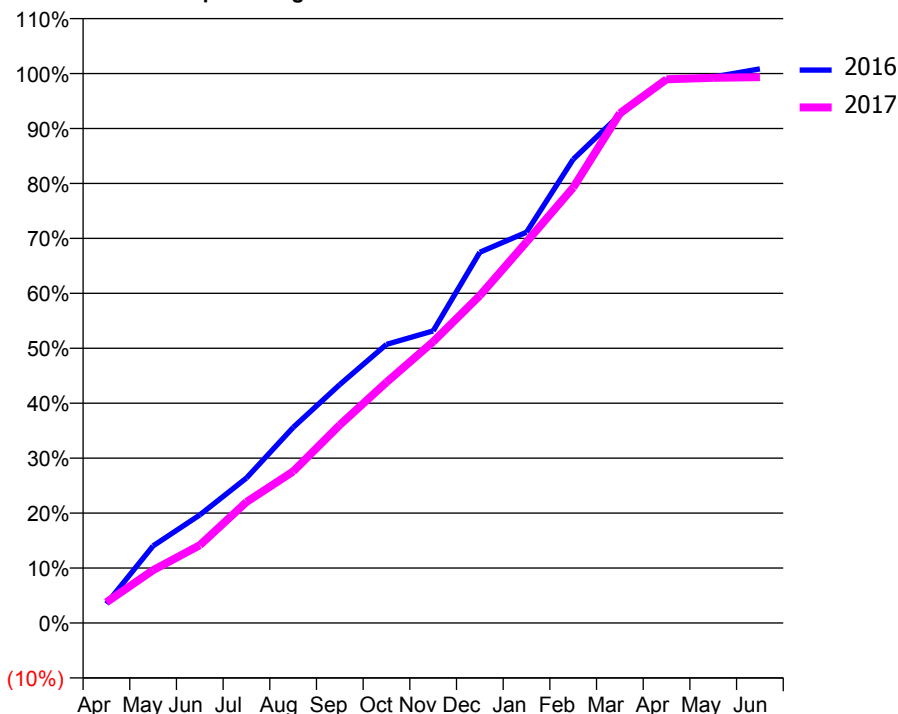
### ACCESS\*

Patients seen in 24 months	Total	Change since previous quarter
Quarter ending March 2016	2,496	
Quarter ending June 2016	2,563	↑
Quarter ending September 2016	2,604	→
Quarter ending December 2016	2,773	↑
Quarter ending March 2017	3,081	↑
<b>Variance since March 2016</b>	<b>23.4%</b>	<b>↑</b>



### ACTIVITY

Cumulative percentage of contracted UDA delivered 2016 & 2017



Adjusted Scheduled Activity (UDA)

Month	2016	2017
April	259	280
May	1,039	712
June	1,456	1,047
July	1,953	1,630
August	2,633	2,040
September	3,213	2,667
October	3,753	3,242
November	3,933	3,789
December	4,994	4,409
January	5,262	5,131
February	6,244	5,864
March	6,844	6,865
April	7,325	7,323
May	7,353	7,342
June	7,463	7,351

### QUALITY

	Quantity	Base Number	Contract	AT	Region	England
% of FP17s for the same patient ID Re-attending within 3 months - Children	94	1,922	4.9%	11.2%	12.0%	12.3%
% of FP17s for the same patient ID Re-attending within 3 months - Adults	229	1,718	13.3%	15.2%	16.0%	16.7%
% of FP17s for the same patient ID Re-attending between 3 & 9 months - Children	852	1,922	44.3%	58.8%	58.8%	57.6%
% of FP17s for the same patient ID Re-attending between 3 & 9 months - Adults	613	1,718	35.7%	49.2%	51.2%	50.1%
% of FP17s for Band 1 Urgent Courses	256	3,652	7.0%	9.5%	8.0%	9.1%
% of FP17s Relating to Free Repair or Replacements	0	3,652	0.0%	0.8%	0.8%	0.8%
% of FP17s Relating to Continuations	4	3,652	0.1%	1.3%	1.2%	1.2%
% of Patients satisfied with the dentistry they have received	3	3	N/A	91.9%	92.7%	92.8%
% of Patients satisfied with the time they had to wait for an appointment	3	3	N/A	86.5%	89.1%	88.7%

\* This is based on patients treated on this contract for their most recent course of treatment. Figures in italics indicate the base number of FP17s or Patient Questionnaire responses are less than 100. N/A is shown where the base number of responses is less than 10 during the period. % is calculated as Quantity/Base number\*100

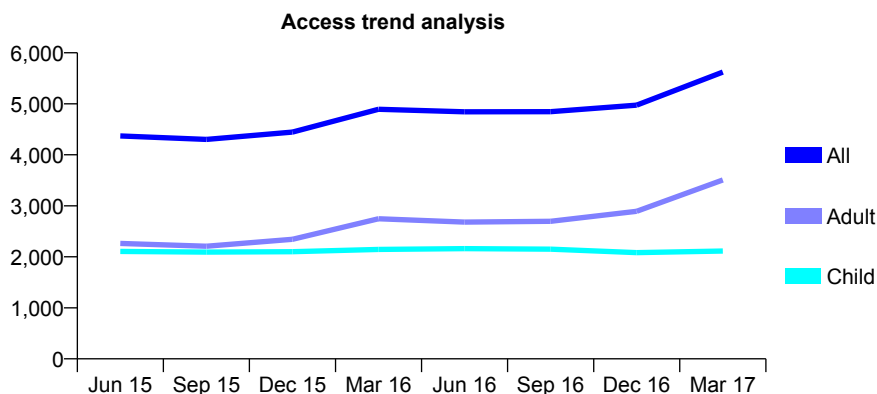
## Q56 - Vital Signs At a Glance Contract Report for 767123/0003 - Year end March 2017

Name or company name	MISS Z WIESE
Contract type name	GDS Contract
Purpose of contract	General
Contract start date	01/10/2007
Contract end date	

16/17 Contracted general activity (UDA)	13,400
Carry forward general activity (UDA)	220
16/17 Contracted orthodontic activity (UOA)	0
Carry forward orthodontic activity (UOA)	0
Baseline contract value	£380,977.90

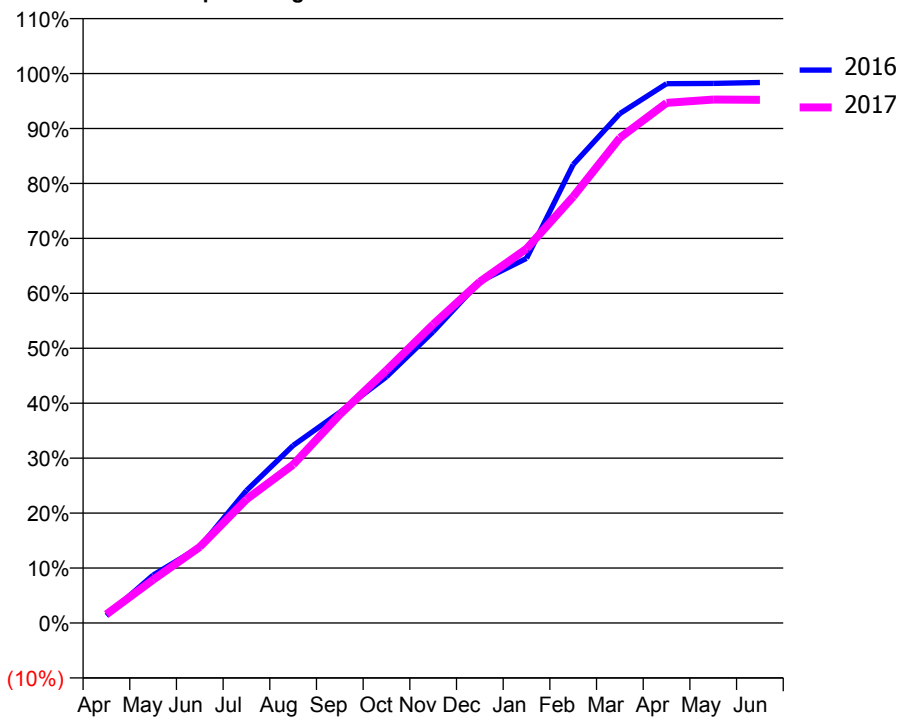
### ACCESS\*

Patients seen in 24 months	Total	Change since previous quarter
Quarter ending March 2016	4,892	
Quarter ending June 2016	4,842	↓
Quarter ending September 2016	4,847	→
Quarter ending December 2016	4,974	↑
Quarter ending March 2017	5,621	↑
<b>Variance since March 2016</b>	<b>14.9%</b>	<b>↑</b>



### ACTIVITY

Cumulative percentage of contracted UDA delivered 2016 & 2017



Month	Adjusted Scheduled Activity (UDA)	
	2016	2017
April	179	212
May	1,169	1,056
June	1,855	1,857
July	3,232	3,017
August	4,329	3,861
September	5,138	5,084
October	6,003	6,165
November	7,104	7,283
December	8,326	8,324
January	8,891	9,125
February	11,180	10,399
March	12,422	11,830
April	13,153	12,684
May	13,159	12,764
June	13,180	12,759

### QUALITY

	Quantity	Base Number	Contract	AT	Region	England
% of FP17s for the same patient ID Re-attending within 3 months - Children	246	3,104	7.9%	11.2%	12.0%	12.3%
% of FP17s for the same patient ID Re-attending within 3 months - Adults	459	3,587	12.8%	15.2%	16.0%	16.7%
% of FP17s for the same patient ID Re-attending between 3 & 9 months - Children	1,687	3,104	54.3%	58.8%	58.8%	57.6%
% of FP17s for the same patient ID Re-attending between 3 & 9 months - Adults	1,330	3,587	37.1%	49.2%	51.2%	50.1%
% of FP17s for Band 1 Urgent Courses	578	6,769	8.5%	9.5%	8.0%	9.1%
% of FP17s Relating to Free Repair or Replacements	4	6,769	0.1%	0.8%	0.8%	0.8%
% of FP17s Relating to Continuations	12	6,769	0.2%	1.3%	1.2%	1.2%
% of Patients satisfied with the dentistry they have received	7	9	N/A	91.9%	92.7%	92.8%
% of Patients satisfied with the time they had to wait for an appointment	9	9	N/A	86.5%	89.1%	88.7%

\* This is based on patients treated on this contract for their most recent course of treatment. Figures in italics indicate the base number of FP17s or Patient Questionnaire responses are less than 100. N/A is shown where the base number of responses is less than 10 during the period. % is calculated as Quantity/Base number\*100



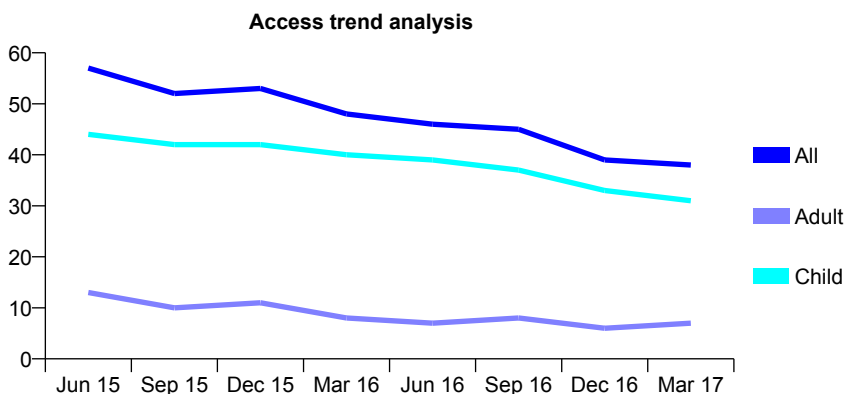
## Q56 - Vital Signs At a Glance Contract Report for 768316/0001 - Year end March 2017

Name or company name	MR A MOBLI
Contract type name	GDS Contract
Purpose of contract	General
Contract start date	01/04/2006
Contract end date	

16/17 Contracted general activity (UDA)	60
Carry forward general activity (UDA)	1
16/17 Contracted orthodontic activity (UOA)	0
Carry forward orthodontic activity (UOA)	0
Baseline contract value	£1,342.33

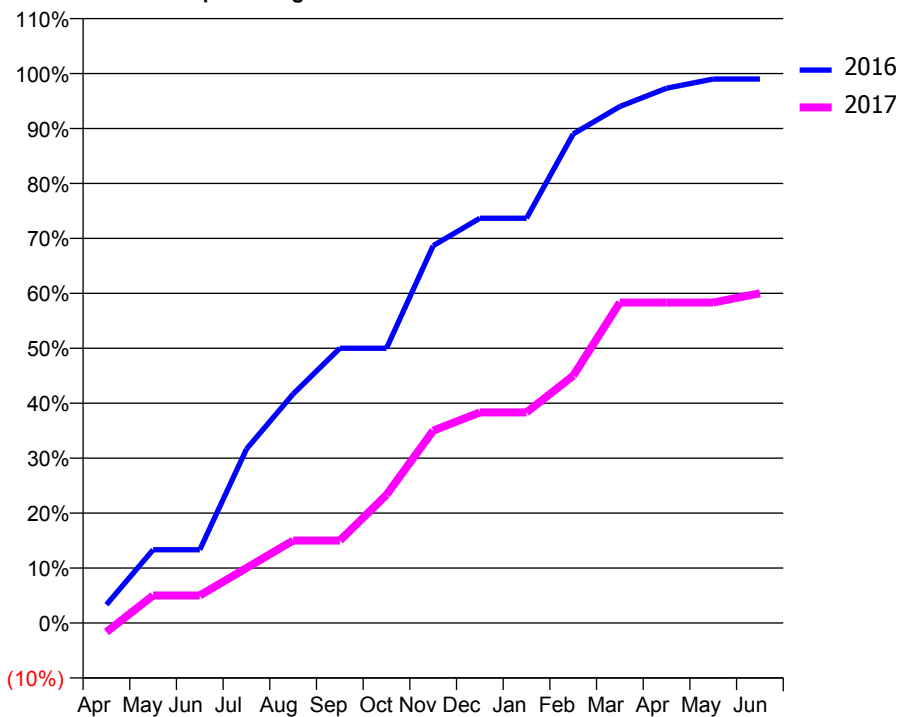
### ACCESS\*

Patients seen in 24 months	Total	Change since previous quarter
Quarter ending March 2016	48	
Quarter ending June 2016	46	↓
Quarter ending September 2016	45	↓
Quarter ending December 2016	39	↓
Quarter ending March 2017	38	↓
<b>Variance since March 2016</b>	<b>(20.8%)</b>	<b>↓</b>



### ACTIVITY

Cumulative percentage of contracted UDA delivered 2016 & 2017



Month	Adjusted Scheduled Activity (UDA)	
	2016	2017
April	2	-1
May	8	3
June	8	3
July	19	6
August	25	9
September	30	9
October	30	14
November	41	21
December	44	23
January	44	23
February	53	27
March	56	35
April	58	35
May	59	35
June	59	36

### QUALITY

	Quantity	Base Number	Contract	AT	Region	England
% of FP17s for the same patient ID Re-attending within 3 months - Children	0	37	0.0%	11.2%	12.0%	12.3%
% of FP17s for the same patient ID Re-attending within 3 months - Adults	0	0	N/A	15.2%	16.0%	16.7%
% of FP17s for the same patient ID Re-attending between 3 & 9 months - Children	26	37	70.3%	58.8%	58.8%	57.6%
% of FP17s for the same patient ID Re-attending between 3 & 9 months - Adults	0	0	N/A	49.2%	51.2%	50.1%
% of FP17s for Band 1 Urgent Courses	0	35	0.0%	9.5%	8.0%	9.1%
% of FP17s Relating to Free Repair or Replacements	0	35	0.0%	0.8%	0.8%	0.8%
% of FP17s Relating to Continuations	0	35	0.0%	1.3%	1.2%	1.2%
% of Patients satisfied with the dentistry they have received	0	0	N/A	91.9%	92.7%	92.8%
% of Patients satisfied with the time they had to wait for an appointment	0	0	N/A	86.5%	89.1%	88.7%

\* This is based on patients treated on this contract for their most recent course of treatment. Figures in italics indicate the base number of FP17s or Patient Questionnaire responses are less than 100. N/A is shown where the base number of responses is less than 10 during the period. % is calculated as Quantity/Base number\*100

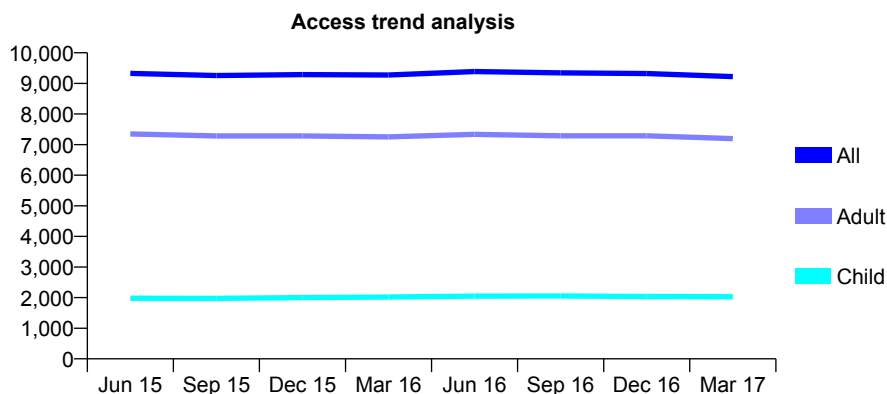
## Q56 - Vital Signs At a Glance Contract Report for 771708/0001 - Year end March 2017

Name or company name	MR AC HUNTER
Contract type name	GDS Contract
Purpose of contract	General
Contract start date	01/03/2008
Contract end date	

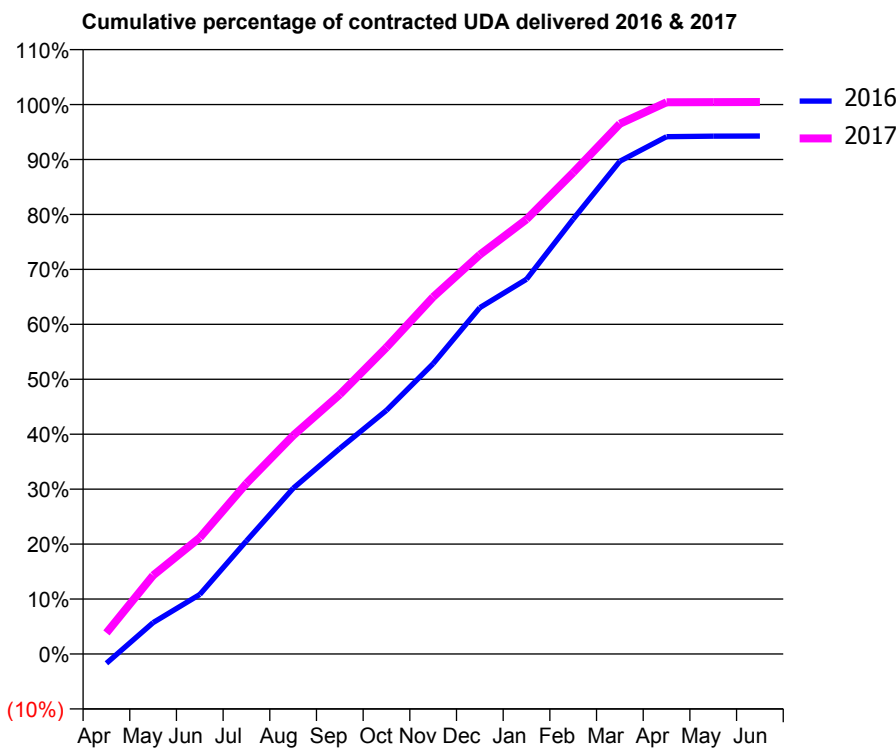
16/17 Contracted general activity (UDA)	24,346
Carry forward general activity (UDA)	0
16/17 Contracted orthodontic activity (UOA)	0
Carry forward orthodontic activity (UOA)	0
Baseline contract value	£585,793.86

### ACCESS\*

Patients seen in 24 months	Total	Change since previous quarter
Quarter ending March 2016	9,274	
Quarter ending June 2016	9,386	→
Quarter ending September 2016	9,343	→
Quarter ending December 2016	9,324	→
Quarter ending March 2017	9,224	↓
<b>Variance since March 2016</b>	<b>(0.5%)</b>	→



### ACTIVITY



Month	Adjusted Scheduled Activity (UDA)	
	2016	2017
April	-417	939
May	1,389	3,486
June	2,635	5,152
July	5,014	7,558
August	7,338	9,680
September	9,108	11,500
October	10,798	13,583
November	12,864	15,816
December	15,344	17,693
January	16,605	19,260
February	19,269	21,333
March	21,831	23,495
April	22,923	24,447
May	22,947	24,453
June	22,948	24,456

### QUALITY

	Quantity	Base Number	Contract	AT	Region	England
% of FP17s for the same patient ID Re-attending within 3 months - Children	290	3,430	8.5%	11.2%	12.0%	12.3%
% of FP17s for the same patient ID Re-attending within 3 months - Adults	1,566	10,122	15.5%	15.2%	16.0%	16.7%
% of FP17s for the same patient ID Re-attending between 3 & 9 months - Children	2,009	3,430	58.6%	58.8%	58.8%	57.6%
% of FP17s for the same patient ID Re-attending between 3 & 9 months - Adults	4,984	10,122	49.2%	49.2%	51.2%	50.1%
% of FP17s for Band 1 Urgent Courses	1,216	12,590	9.7%	9.5%	8.0%	9.1%
% of FP17s Relating to Free Repair or Replacements	139	12,590	1.1%	0.8%	0.8%	0.8%
% of FP17s Relating to Continuations	201	12,590	1.6%	1.3%	1.2%	1.2%
% of Patients satisfied with the dentistry they have received	16	17	94.1%	91.9%	92.7%	92.8%
% of Patients satisfied with the time they had to wait for an appointment	15	17	88.2%	86.5%	89.1%	88.7%

\* This is based on patients treated on this contract for their most recent course of treatment. Figures in italics indicate the base number of FP17s or Patient Questionnaire responses are less than 100. N/A is shown where the base number of responses is less than 10 during the period. % is calculated as Quantity/Base number\*100

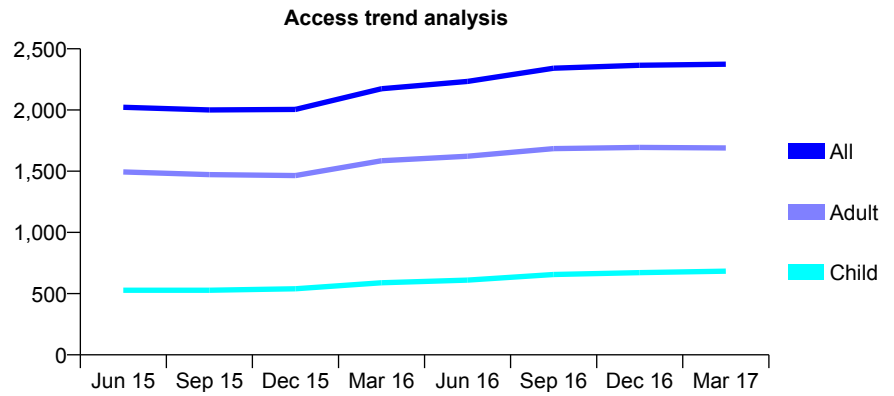
## Q56 - Vital Signs At a Glance Contract Report for 773840/0001 - Year end March 2017

Name or company name	MRS JA HASSAN
Contract type name	GDS Contract
Purpose of contract	General
Contract start date	01/04/2006
Contract end date	

16/17 Contracted general activity (UDA)	6,000
Carry forward general activity (UDA)	10
16/17 Contracted orthodontic activity (UOA)	0
Carry forward orthodontic activity (UOA)	0
Baseline contract value	£133,356.83

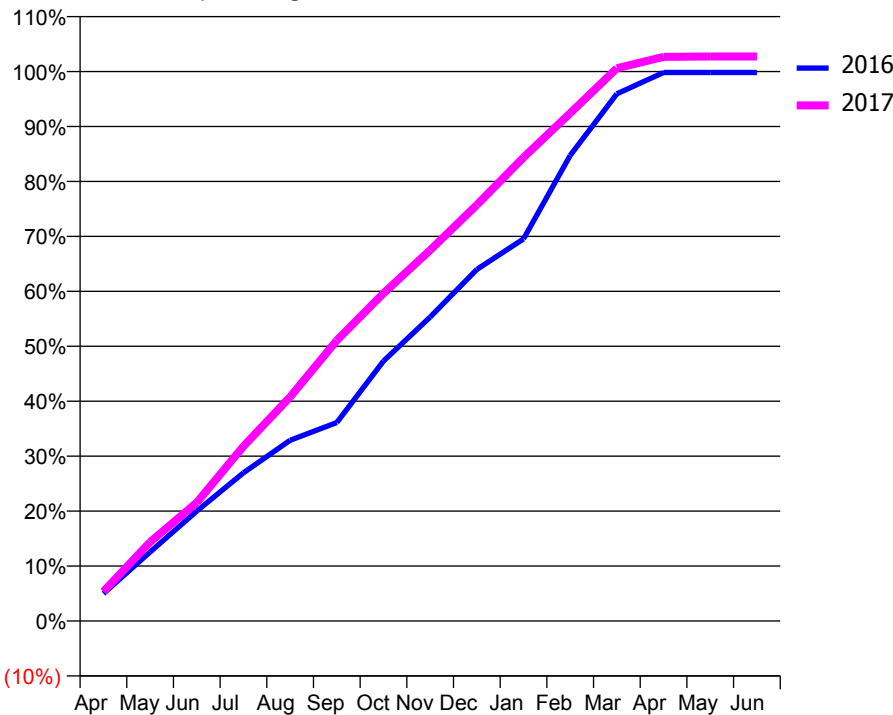
### ACCESS\*

Patients seen in 24 months	Total	Change since previous quarter
Quarter ending March 2016	2,174	
Quarter ending June 2016	2,234	↑
Quarter ending September 2016	2,341	↑
Quarter ending December 2016	2,366	→
Quarter ending March 2017	2,374	→
<b>Variance since March 2016</b>	9.2%	↑



### ACTIVITY

Cumulative percentage of contracted UDA delivered 2016 & 2017



Month	Adjusted Scheduled Activity (UDA)	
	2016	2017
April	299	321
May	753	863
June	1,201	1,294
July	1,618	1,909
August	1,974	2,447
September	2,168	3,065
October	2,838	3,578
November	3,318	4,050
December	3,839	4,543
January	4,173	5,062
February	5,083	5,545
March	5,757	6,035
April	5,990	6,160
May	5,990	6,163
June	5,990	6,163

### QUALITY

	Quantity	Base Number	Contract	AT	Region	England
% of FP17s for the same patient ID Re-attending within 3 months - Children	60	1,073	5.6%	11.2%	12.0%	12.3%
% of FP17s for the same patient ID Re-attending within 3 months - Adults	405	2,214	18.3%	15.2%	16.0%	16.7%
% of FP17s for the same patient ID Re-attending between 3 & 9 months - Children	669	1,073	62.3%	58.8%	58.8%	57.6%
% of FP17s for the same patient ID Re-attending between 3 & 9 months - Adults	827	2,214	37.4%	49.2%	51.2%	50.1%
% of FP17s for Band 1 Urgent Courses	362	3,245	11.2%	9.5%	8.0%	9.1%
% of FP17s Relating to Free Repair or Replacements	30	3,245	0.9%	0.8%	0.8%	0.8%
% of FP17s Relating to Continuations	27	3,245	0.8%	1.3%	1.2%	1.2%
% of Patients satisfied with the dentistry they have received	4	4	N/A	91.9%	92.7%	92.8%
% of Patients satisfied with the time they had to wait for an appointment	4	4	N/A	86.5%	89.1%	88.7%

\* This is based on patients treated on this contract for their most recent course of treatment. Figures in italics indicate the base number of FP17s or Patient Questionnaire responses are less than 100. N/A is shown where the base number of responses is less than 10 during the period. % is calculated as Quantity/Base number\*100

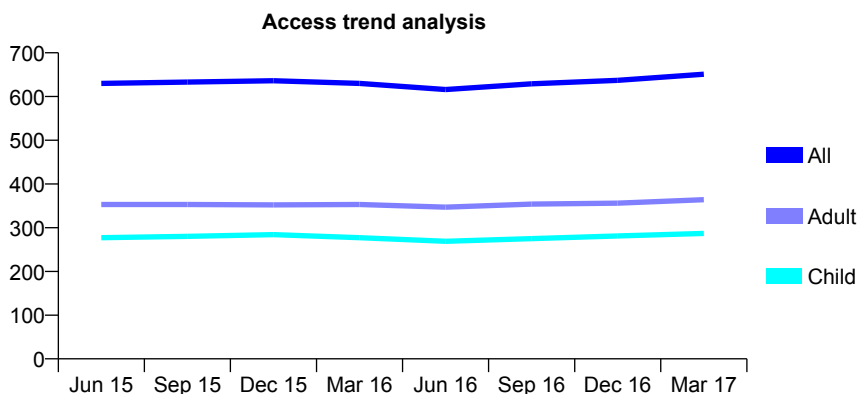
## Q56 - Vital Signs At a Glance Contract Report for 800759/0002 - Year end March 2017

Name or company name	MR D JONES
Contract type name	GDS Contract
Purpose of contract	General
Contract start date	28/07/2011
Contract end date	

16/17 Contracted general activity (UDA)	1,409
Carry forward general activity (UDA)	36
16/17 Contracted orthodontic activity (UOA)	0
Carry forward orthodontic activity (UOA)	0
Baseline contract value	£27,079.79

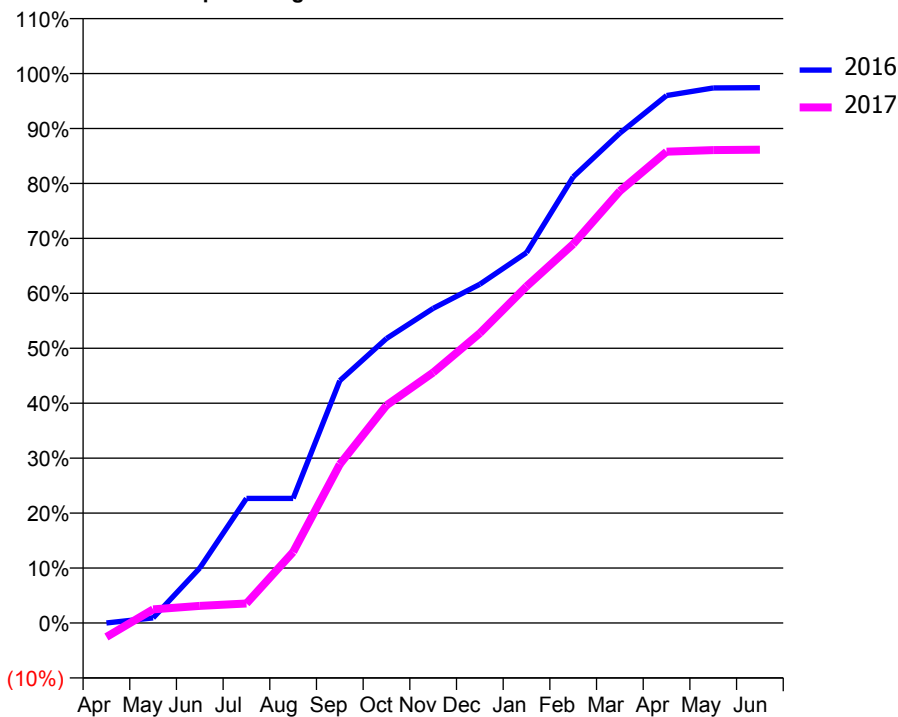
### ACCESS\*

Patients seen in 24 months	Total	Change since previous quarter
Quarter ending March 2016	630	
Quarter ending June 2016	616	↓
Quarter ending September 2016	629	↑
Quarter ending December 2016	637	→
Quarter ending March 2017	651	↑
<b>Variance since March 2016</b>	<b>3.3%</b>	<b>↑</b>



### ACTIVITY

Cumulative percentage of contracted UDA delivered 2016 & 2017



Adjusted Scheduled Activity (UDA)

Month	2016	2017
April	0	-36
May	13	35
June	141	44
July	319	50
August	319	182
September	621	407
October	730	558
November	807	642
December	869	743
January	950	863
February	1,144	972
March	1,256	1,108
April	1,353	1,209
May	1,372	1,213
June	1,373	1,214

### QUALITY

	Quantity	Base Number	Contract	AT	Region	England
% of FP17s for the same patient ID Re-attending within 3 months - Children	32	417	7.7%	11.2%	12.0%	12.3%
% of FP17s for the same patient ID Re-attending within 3 months - Adults	39	469	8.3%	15.2%	16.0%	16.7%
% of FP17s for the same patient ID Re-attending between 3 & 9 months - Children	247	417	59.2%	58.8%	58.8%	57.6%
% of FP17s for the same patient ID Re-attending between 3 & 9 months - Adults	278	469	59.3%	49.2%	51.2%	50.1%
% of FP17s for Band 1 Urgent Courses	1	846	0.1%	9.5%	8.0%	9.1%
% of FP17s Relating to Free Repair or Replacements	1	846	0.1%	0.8%	0.8%	0.8%
% of FP17s Relating to Continuations	0	846	0.0%	1.3%	1.2%	1.2%
% of Patients satisfied with the dentistry they have received	0	0	N/A	91.9%	92.7%	92.8%
% of Patients satisfied with the time they had to wait for an appointment	0	0	N/A	86.5%	89.1%	88.7%

\* This is based on patients treated on this contract for their most recent course of treatment. Figures in italics indicate the base number of FP17s or Patient Questionnaire responses are less than 100. N/A is shown where the base number of responses is less than 10 during the period. % is calculated as Quantity/Base number\*100

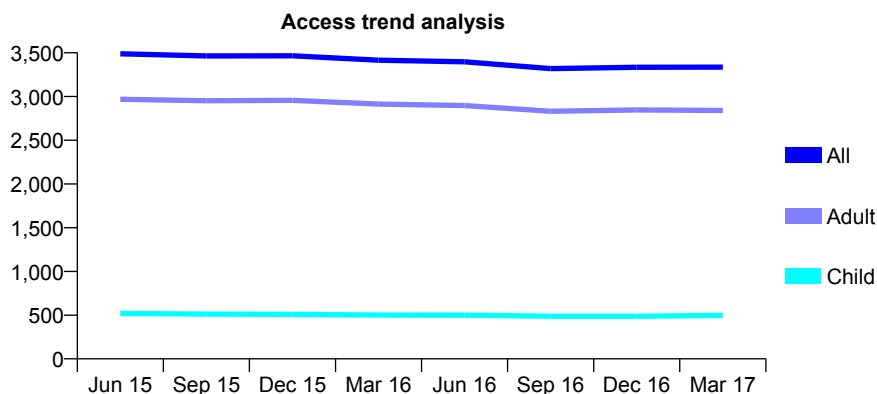
## Q56 - Vital Signs At a Glance Contract Report for 809268/0001 - Year end March 2017

Name or company name	MR DW FERNS
Contract type name	GDS Contract
Purpose of contract	General
Contract start date	01/04/2006
Contract end date	

16/17 Contracted general activity (UDA)	9,437
Carry forward general activity (UDA)	-189
16/17 Contracted orthodontic activity (UOA)	0
Carry forward orthodontic activity (UOA)	0
Baseline contract value	£225,897.90

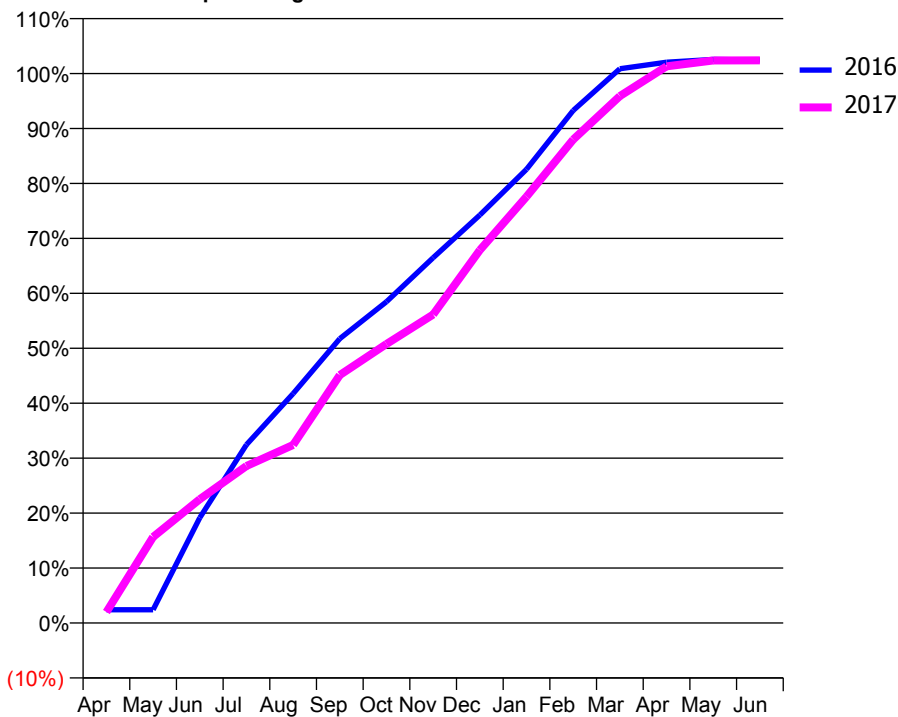
### ACCESS\*

Patients seen in 24 months	Total	Change since previous quarter
Quarter ending March 2016	3,415	
Quarter ending June 2016	3,397	→
Quarter ending September 2016	3,319	↓
Quarter ending December 2016	3,334	→
Quarter ending March 2017	3,336	→
<b>Variance since March 2016</b>	<b>(2.3%)</b>	<b>↓</b>



### ACTIVITY

Cumulative percentage of contracted UDA delivered 2016 & 2017



Month	Adjusted Scheduled Activity (UDA)	
	2016	2017
April	229	189
May	229	1,479
June	1,808	2,125
July	3,062	2,697
August	3,939	3,058
September	4,884	4,259
October	5,519	4,792
November	6,274	5,298
December	7,006	6,405
January	7,791	7,322
February	8,802	8,302
March	9,518	9,049
April	9,632	9,561
May	9,678	9,661
June	9,666	9,662

### QUALITY

	Quantity	Base Number	Contract	AT	Region	England
% of FP17s for the same patient ID Re-attending within 3 months - Children	39	522	7.5%	11.2%	12.0%	12.3%
% of FP17s for the same patient ID Re-attending within 3 months - Adults	598	3,323	18.0%	15.2%	16.0%	16.7%
% of FP17s for the same patient ID Re-attending between 3 & 9 months - Children	89	522	17.0%	58.8%	58.8%	57.6%
% of FP17s for the same patient ID Re-attending between 3 & 9 months - Adults	825	3,323	24.8%	49.2%	51.2%	50.1%
% of FP17s for Band 1 Urgent Courses	727	3,983	18.3%	9.5%	8.0%	9.1%
% of FP17s Relating to Free Repair or Replacements	44	3,983	1.1%	0.8%	0.8%	0.8%
% of FP17s Relating to Continuations	90	3,983	2.3%	1.3%	1.2%	1.2%
% of Patients satisfied with the dentistry they have received	11	11	100.0%	91.9%	92.7%	92.8%
% of Patients satisfied with the time they had to wait for an appointment	11	11	100.0%	86.5%	89.1%	88.7%

\* This is based on patients treated on this contract for their most recent course of treatment. Figures in italics indicate the base number of FP17s or Patient Questionnaire responses are less than 100. N/A is shown where the base number of responses is less than 10 during the period. % is calculated as Quantity/Base number\*100

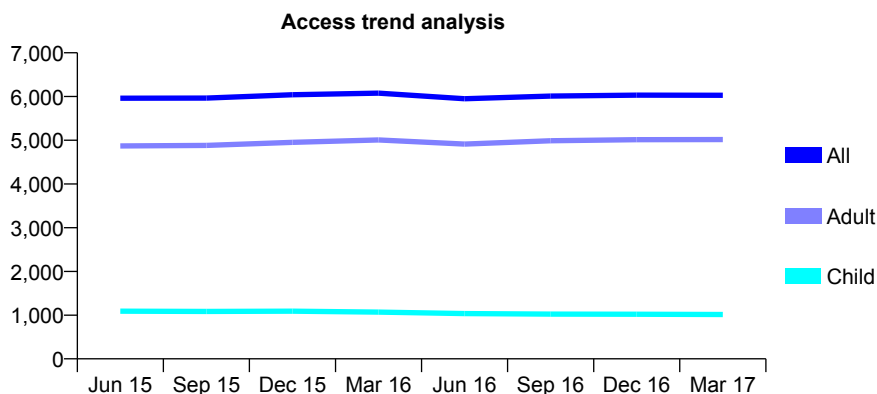
## Q56 - Vital Signs At a Glance Contract Report for 812072/0001 - Year end March 2017

Name or company name	MR JD WITHERLEY
Contract type name	GDS Contract
Purpose of contract	General
Contract start date	01/04/2006
Contract end date	

16/17 Contracted general activity (UDA)	14,528
Carry forward general activity (UDA)	-22
16/17 Contracted orthodontic activity (UOA)	0
Carry forward orthodontic activity (UOA)	0
Baseline contract value	£328,603.03

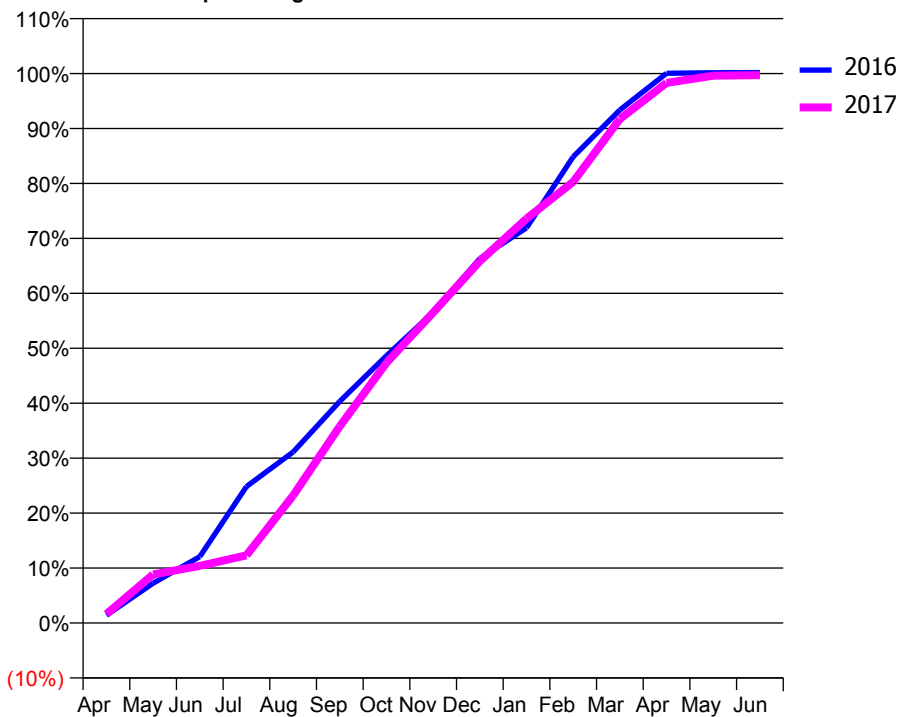
### ACCESS\*

Patients seen in 24 months	Total	Change since previous quarter
Quarter ending March 2016	6,076	
Quarter ending June 2016	5,948	↓
Quarter ending September 2016	6,010	→
Quarter ending December 2016	6,031	→
Quarter ending March 2017	6,029	→
<b>Variance since March 2016</b>	<b>(0.8%)</b>	→



### ACTIVITY

Cumulative percentage of contracted UDA delivered 2016 & 2017



### QUALITY

	Quantity	Base Number	Contract	AT	Region	England
% of FP17s for the same patient ID Re-attending within 3 months - Children	39	1,029	3.8%	11.2%	12.0%	12.3%
% of FP17s for the same patient ID Re-attending within 3 months - Adults	672	5,529	12.2%	15.2%	16.0%	16.7%
% of FP17s for the same patient ID Re-attending between 3 & 9 months - Children	231	1,029	22.4%	58.8%	58.8%	57.6%
% of FP17s for the same patient ID Re-attending between 3 & 9 months - Adults	1,487	5,529	26.9%	49.2%	51.2%	50.1%
% of FP17s for Band 1 Urgent Courses	481	6,549	7.3%	9.5%	8.0%	9.1%
% of FP17s Relating to Free Repair or Replacements	99	6,549	1.5%	0.8%	0.8%	0.8%
% of FP17s Relating to Continuations	131	6,549	2.0%	1.3%	1.2%	1.2%
% of Patients satisfied with the dentistry they have received	12	13	92.3%	91.9%	92.7%	92.8%
% of Patients satisfied with the time they had to wait for an appointment	12	13	92.3%	86.5%	89.1%	88.7%

\* This is based on patients treated on this contract for their most recent course of treatment. Figures in italics indicate the base number of FP17s or Patient Questionnaire responses are less than 100. N/A is shown where the base number of responses is less than 10 during the period. % is calculated as Quantity/Base number\*100

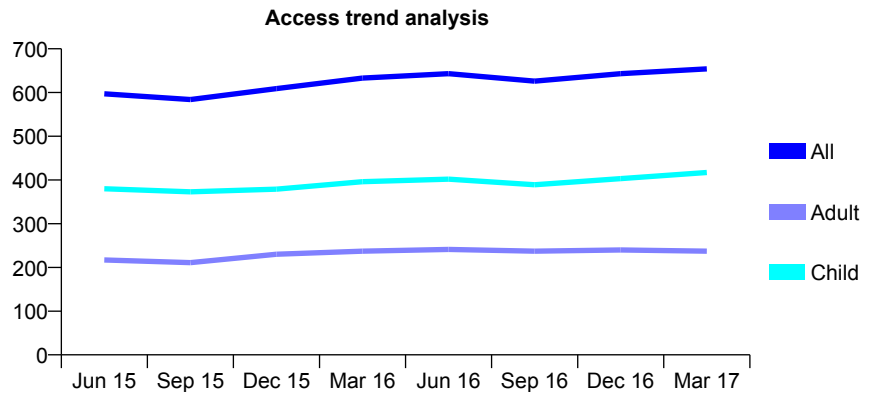
## Q56 - Vital Signs At a Glance Contract Report for 812897/0001 - Year end March 2017

Name or company name	MR WK DRYDEN
Contract type name	GDS Contract
Purpose of contract	General
Contract start date	01/04/2006
Contract end date	

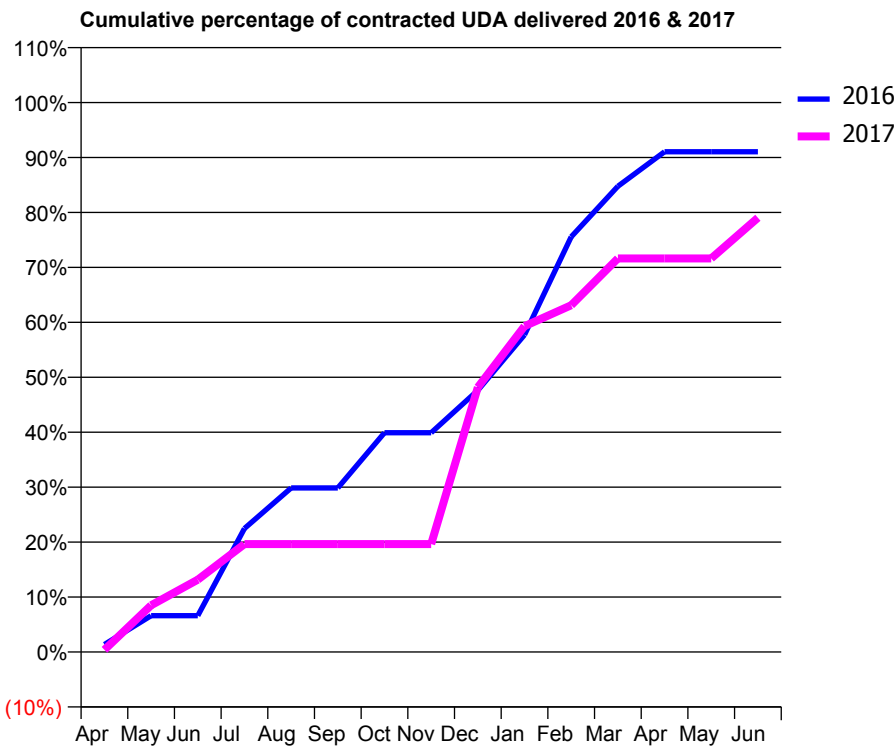
16/17 Contracted general activity (UDA)	1,529
Carry forward general activity (UDA)	0
16/17 Contracted orthodontic activity (UOA)	0
Carry forward orthodontic activity (UOA)	0
Baseline contract value	£48,214.95

### ACCESS\*

Patients seen in 24 months	Total	Change since previous quarter
Quarter ending March 2016	633	
Quarter ending June 2016	643	→
Quarter ending September 2016	626	↓
Quarter ending December 2016	643	↑
Quarter ending March 2017	654	→
<b>Variance since March 2016</b>	<b>3.3%</b>	<b>↑</b>



### ACTIVITY



Month	Adjusted Scheduled Activity (UDA)	
	2016	2017
April	21	6
May	101	130
June	101	201
July	344	300
August	457	300
September	457	300
October	610	300
November	610	300
December	728	737
January	883	907
February	1,155	965
March	1,296	1,095
April	1,392	1,095
May	1,392	1,095
June	1,392	1,208

### QUALITY

	Quantity	Base Number	Contract	AT	Region	England
% of FP17s for the same patient ID Re-attending within 3 months - Children	33	594	5.6%	11.2%	12.0%	12.3%
% of FP17s for the same patient ID Re-attending within 3 months - Adults	14	190	7.4%	15.2%	16.0%	16.7%
% of FP17s for the same patient ID Re-attending between 3 & 9 months - Children	365	594	61.4%	58.8%	58.8%	57.6%
% of FP17s for the same patient ID Re-attending between 3 & 9 months - Adults	106	190	55.8%	49.2%	51.2%	50.1%
% of FP17s for Band 1 Urgent Courses	12	793	1.5%	9.5%	8.0%	9.1%
% of FP17s Relating to Free Repair or Replacements	0	793	0.0%	0.8%	0.8%	0.8%
% of FP17s Relating to Continuations	0	793	0.0%	1.3%	1.2%	1.2%
% of Patients satisfied with the dentistry they have received	0	0	N/A	91.9%	92.7%	92.8%
% of Patients satisfied with the time they had to wait for an appointment	0	0	N/A	86.5%	89.1%	88.7%

\* This is based on patients treated on this contract for their most recent course of treatment. Figures in italics indicate the base number of FP17s or Patient Questionnaire responses are less than 100. N/A is shown where the base number of responses is less than 10 during the period. % is calculated as Quantity/Base number\*100



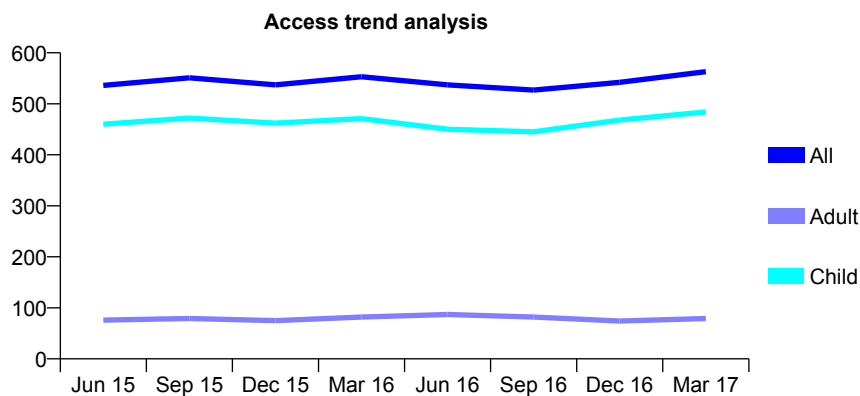
## Q56 - Vital Signs At a Glance Contract Report for 813095/0002 - Year end March 2017

Name or company name	MS BA BRABBINS
Contract type name	GDS Contract
Purpose of contract	General
Contract start date	01/04/2006
Contract end date	

16/17 Contracted general activity (UDA)	1,000
Carry forward general activity (UDA)	-20
16/17 Contracted orthodontic activity (UOA)	0
Carry forward orthodontic activity (UOA)	0
Baseline contract value	£24,085.87

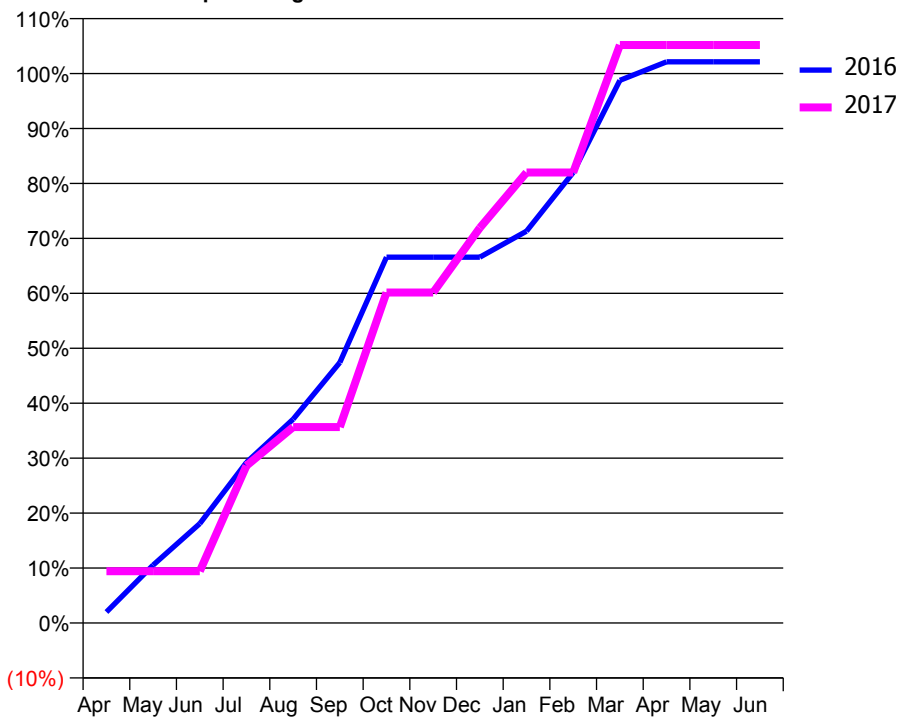
### ACCESS\*

Patients seen in 24 months	Total	Change since previous quarter
Quarter ending March 2016	553	
Quarter ending June 2016	537	↓
Quarter ending September 2016	527	↓
Quarter ending December 2016	542	↑
Quarter ending March 2017	563	↑
<b>Variance since March 2016</b>	1.8%	→



### ACTIVITY

Cumulative percentage of contracted UDA delivered 2016 & 2017



Month	Adjusted Scheduled Activity (UDA)	
	2016	2017
April	20	94
May	105	94
June	181	94
July	292	286
August	371	357
September	474	357
October	666	601
November	666	601
December	666	719
January	713	820
February	820	820
March	988	1,052
April	1,021	1,052
May	1,021	1,052
June	1,021	1,052

### QUALITY

	Quantity	Base Number	Contract	AT	Region	England
% of FP17s for the same patient ID Re-attending within 3 months - Children	45	805	5.6%	11.2%	12.0%	12.3%
% of FP17s for the same patient ID Re-attending within 3 months - Adults	1	39	2.6%	15.2%	16.0%	16.7%
% of FP17s for the same patient ID Re-attending between 3 & 9 months - Children	556	805	69.1%	58.8%	58.8%	57.6%
% of FP17s for the same patient ID Re-attending between 3 & 9 months - Adults	28	39	71.8%	49.2%	51.2%	50.1%
% of FP17s for Band 1 Urgent Courses	34	730	4.7%	9.5%	8.0%	9.1%
% of FP17s Relating to Free Repair or Replacements	0	730	0.0%	0.8%	0.8%	0.8%
% of FP17s Relating to Continuations	0	730	0.0%	1.3%	1.2%	1.2%
% of Patients satisfied with the dentistry they have received	0	0	N/A	91.9%	92.7%	92.8%
% of Patients satisfied with the time they had to wait for an appointment	0	0	N/A	86.5%	89.1%	88.7%

\* This is based on patients treated on this contract for their most recent course of treatment. Figures in italics indicate the base number of FP17s or Patient Questionnaire responses are less than 100. N/A is shown where the base number of responses is less than 10 during the period. % is calculated as Quantity/Base number\*100

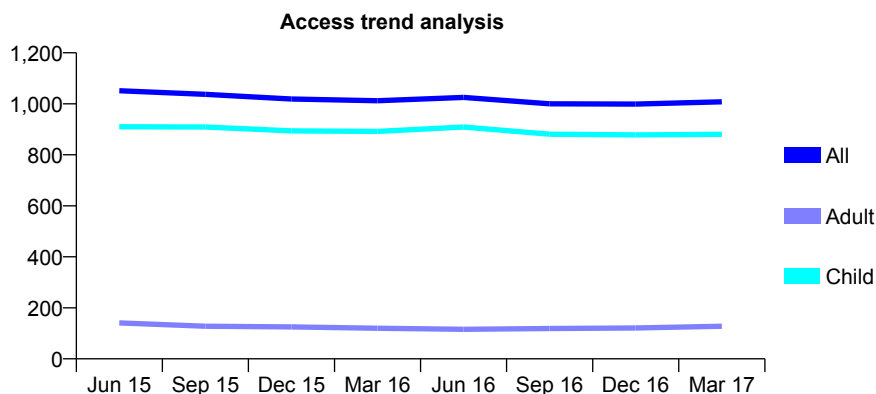
## Q56 - Vital Signs At a Glance Contract Report for 819948/0001 - Year end March 2017

Name or company name	MRS D STOKES
Contract type name	PDS Contract
Purpose of contract	General
Contract start date	01/06/2008
Contract end date	31/03/2018

16/17 Contracted general activity (UDA)	2,129
Carry forward general activity (UDA)	-15
16/17 Contracted orthodontic activity (UOA)	0
Carry forward orthodontic activity (UOA)	0
Baseline contract value	£48,064.13

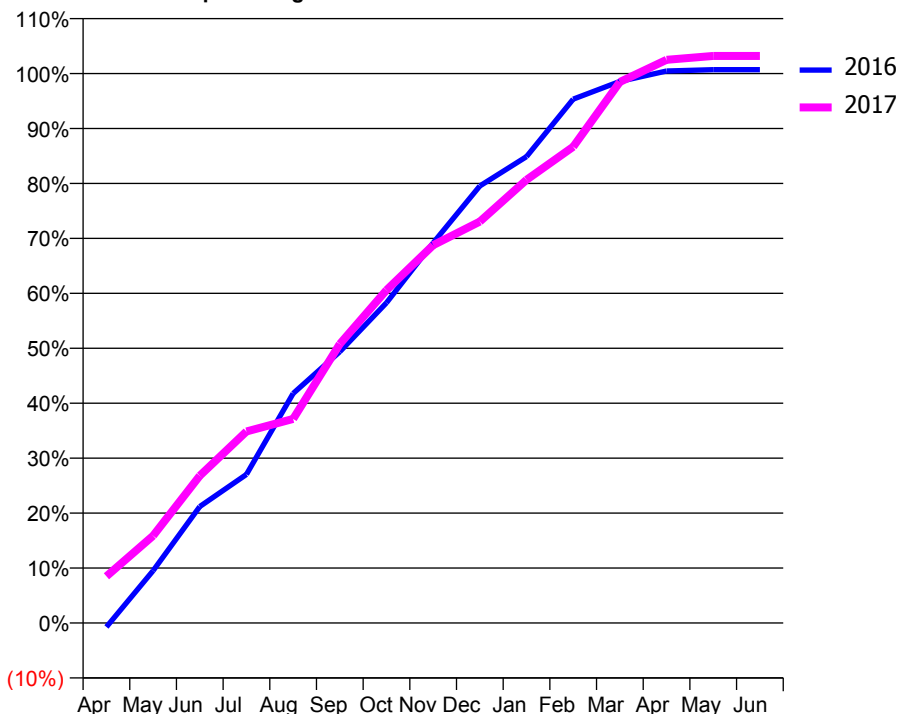
### ACCESS\*

Patients seen in 24 months	Total	Change since previous quarter
Quarter ending March 2016	1,012	
Quarter ending June 2016	1,025	→
Quarter ending September 2016	1,000	↓
Quarter ending December 2016	999	→
Quarter ending March 2017	1,008	→
<b>Variance since March 2016</b>	<b>(0.4%)</b>	<b>→</b>



### ACTIVITY

Cumulative percentage of contracted UDA delivered 2016 & 2017



Month	Adjusted Scheduled Activity (UDA)	
	2016	2017
April	-16	181
May	203	338
June	451	571
July	576	742
August	889	791
September	1,051	1,081
October	1,241	1,290
November	1,473	1,464
December	1,693	1,555
January	1,807	1,717
February	2,029	1,845
March	2,099	2,096
April	2,139	2,182
May	2,144	2,197
June	2,144	2,197

### QUALITY

	Quantity	Base Number	Contract	AT	Region	England
% of FP17s for the same patient ID Re-attending within 3 months - Children	126	1,446	8.7%	11.2%	12.0%	12.3%
% of FP17s for the same patient ID Re-attending within 3 months - Adults	5	57	8.8%	15.2%	16.0%	16.7%
% of FP17s for the same patient ID Re-attending between 3 & 9 months - Children	929	1,446	64.2%	58.8%	58.8%	57.6%
% of FP17s for the same patient ID Re-attending between 3 & 9 months - Adults	41	57	71.9%	49.2%	51.2%	50.1%
% of FP17s for Band 1 Urgent Courses	30	1,526	2.0%	9.5%	8.0%	9.1%
% of FP17s Relating to Free Repair or Replacements	0	1,526	0.0%	0.8%	0.8%	0.8%
% of FP17s Relating to Continuations	0	1,526	0.0%	1.3%	1.2%	1.2%
% of Patients satisfied with the dentistry they have received	4	4	N/A	91.9%	92.7%	92.8%
% of Patients satisfied with the time they had to wait for an appointment	3	4	N/A	86.5%	89.1%	88.7%

\* This is based on patients treated on this contract for their most recent course of treatment. Figures in italics indicate the base number of FP17s or Patient Questionnaire responses are less than 100. N/A is shown where the base number of responses is less than 10 during the period. % is calculated as Quantity/Base number\*100

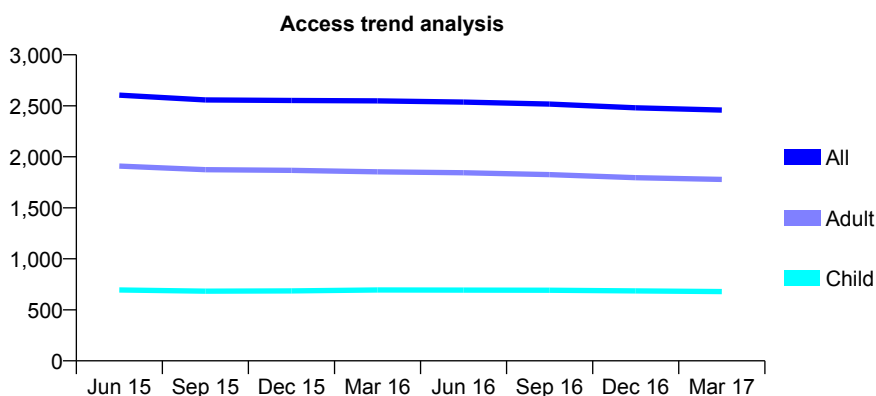
## Q56 - Vital Signs At a Glance Contract Report for 825115/0001 - Year end March 2017

Name or company name	MRS A RICKETTS
Contract type name	PDS Contract
Purpose of contract	General
Contract start date	01/05/2010
Contract end date	31/03/2018

16/17 Contracted general activity (UDA)	9,691
Carry forward general activity (UDA)	131
16/17 Contracted orthodontic activity (UOA)	0
Carry forward orthodontic activity (UOA)	0
Baseline contract value	£227,491.99

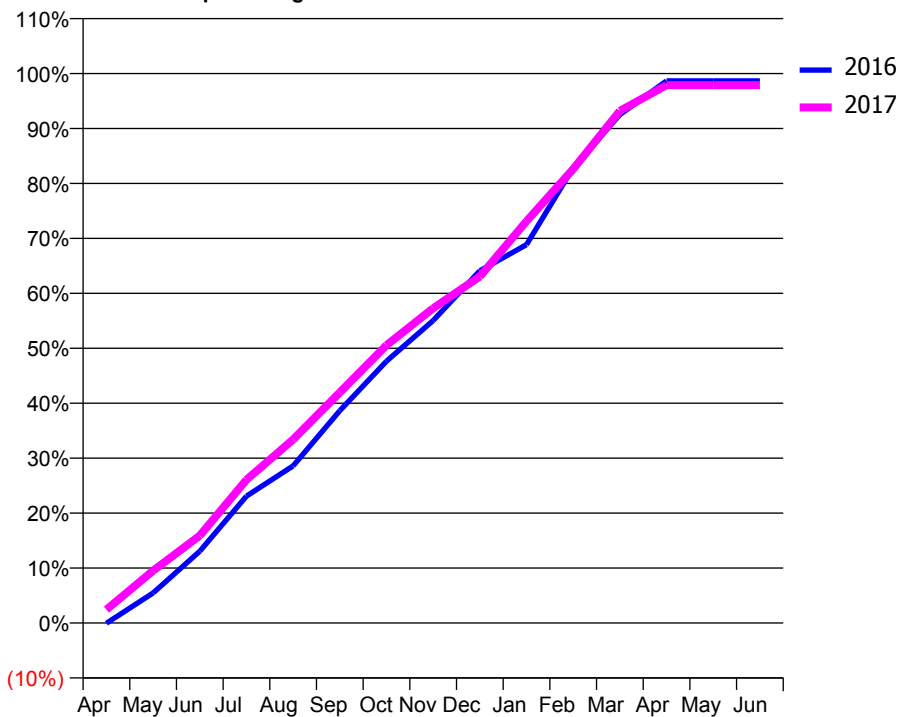
### ACCESS\*

Patients seen in 24 months	Total	Change since previous quarter
Quarter ending March 2016	2,548	
Quarter ending June 2016	2,537	→
Quarter ending September 2016	2,517	→
Quarter ending December 2016	2,481	↓
Quarter ending March 2017	2,458	→
<b>Variance since March 2016</b>	<b>(3.5%)</b>	<b>↓</b>



### ACTIVITY

Cumulative percentage of contracted UDA delivered 2016 & 2017



Month	Adjusted Scheduled Activity (UDA)	
	2016	2017
April	-6	237
May	531	923
June	1,266	1,541
July	2,239	2,527
August	2,771	3,237
September	3,745	4,068
October	4,618	4,899
November	5,334	5,552
December	6,212	6,111
January	6,673	7,087
February	8,030	8,006
March	8,965	9,032
April	9,560	9,487
May	9,560	9,487
June	9,560	9,487

### QUALITY

	Quantity	Base Number	Contract	AT	Region	England
% of FP17s for the same patient ID Re-attending within 3 months - Children	391	1,758	22.2%	11.2%	12.0%	12.3%
% of FP17s for the same patient ID Re-attending within 3 months - Adults	850	3,675	23.1%	15.2%	16.0%	16.7%
% of FP17s for the same patient ID Re-attending between 3 & 9 months - Children	1,150	1,758	65.4%	58.8%	58.8%	57.6%
% of FP17s for the same patient ID Re-attending between 3 & 9 months - Adults	2,390	3,675	65.0%	49.2%	51.2%	50.1%
% of FP17s for Band 1 Urgent Courses	393	5,406	7.3%	9.5%	8.0%	9.1%
% of FP17s Relating to Free Repair or Replacements	58	5,406	1.1%	0.8%	0.8%	0.8%
% of FP17s Relating to Continuations	32	5,406	0.6%	1.3%	1.2%	1.2%
% of Patients satisfied with the dentistry they have received	5	5	N/A	91.9%	92.7%	92.8%
% of Patients satisfied with the time they had to wait for an appointment	5	5	N/A	86.5%	89.1%	88.7%

\* This is based on patients treated on this contract for their most recent course of treatment. Figures in italics indicate the base number of FP17s or Patient Questionnaire responses are less than 100. N/A is shown where the base number of responses is less than 10 during the period. % is calculated as Quantity/Base number\*100

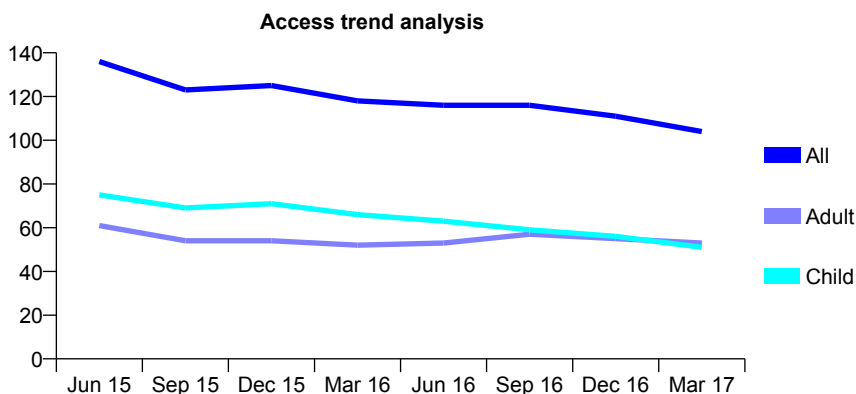
## Q56 - Vital Signs At a Glance Contract Report for 825875/0001 - Year end March 2017

Name or company name	MISS S PATEL
Contract type name	GDS Contract
Purpose of contract	General
Contract start date	01/04/2006
Contract end date	

16/17 Contracted general activity (UDA)	350
Carry forward general activity (UDA)	0
16/17 Contracted orthodontic activity (UOA)	0
Carry forward orthodontic activity (UOA)	0
Baseline contract value	£7,728.61

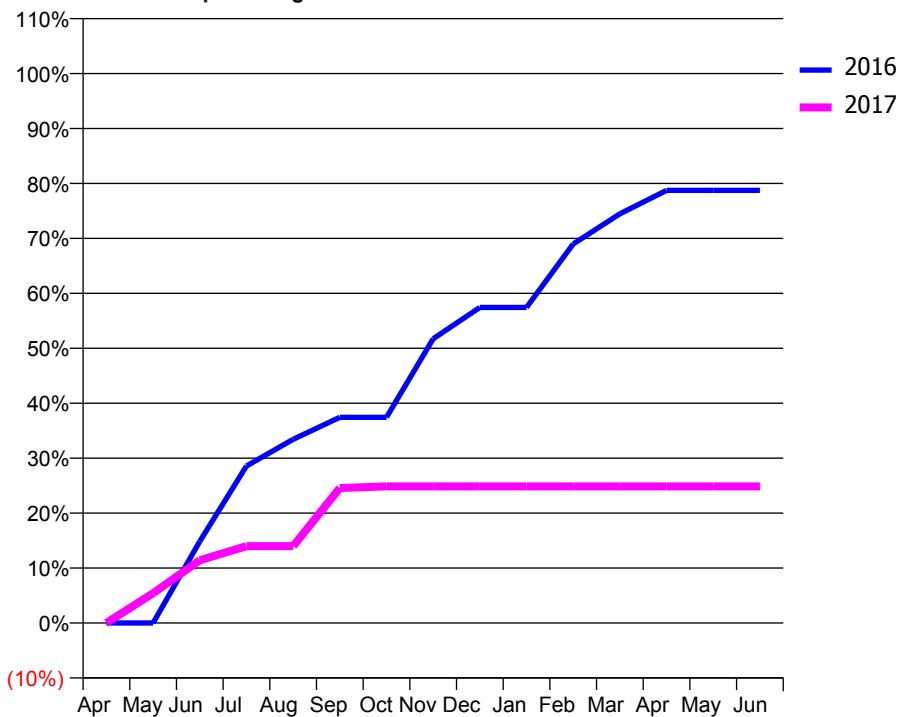
### ACCESS\*

Patients seen in 24 months	Total	Change since previous quarter
Quarter ending March 2016	118	
Quarter ending June 2016	116	↓
Quarter ending September 2016	116	→
Quarter ending December 2016	111	↓
Quarter ending March 2017	104	↓
<b>Variance since March 2016</b>	<b>(11.9%)</b>	<b>↓</b>



### ACTIVITY

Cumulative percentage of contracted UDA delivered 2016 & 2017



Adjusted Scheduled Activity (UDA)

Month	2016	2017
April	0	0
May	0	19
June	52	40
July	100	49
August	117	49
September	131	86
October	131	87
November	181	87
December	201	87
January	201	87
February	241	87
March	261	87
April	276	87
May	276	87
June	276	87

### QUALITY

	Quantity	Base Number	Contract	AT	Region	England
% of FP17s for the same patient ID Re-attending within 3 months - Children	2	34	5.9%	11.2%	12.0%	12.3%
% of FP17s for the same patient ID Re-attending within 3 months - Adults	0	25	0.0%	15.2%	16.0%	16.7%
% of FP17s for the same patient ID Re-attending between 3 & 9 months - Children	17	34	50.0%	58.8%	58.8%	57.6%
% of FP17s for the same patient ID Re-attending between 3 & 9 months - Adults	10	25	40.0%	49.2%	51.2%	50.1%
% of FP17s for Band 1 Urgent Courses	0	55	0.0%	9.5%	8.0%	9.1%
% of FP17s Relating to Free Repair or Replacements	0	55	0.0%	0.8%	0.8%	0.8%
% of FP17s Relating to Continuations	1	55	1.8%	1.3%	1.2%	1.2%
% of Patients satisfied with the dentistry they have received	0	0	N/A	91.9%	92.7%	92.8%
% of Patients satisfied with the time they had to wait for an appointment	0	0	N/A	86.5%	89.1%	88.7%

\* This is based on patients treated on this contract for their most recent course of treatment. Figures in italics indicate the base number of FP17s or Patient Questionnaire responses are less than 100. N/A is shown where the base number of responses is less than 10 during the period. % is calculated as Quantity/Base number\*100

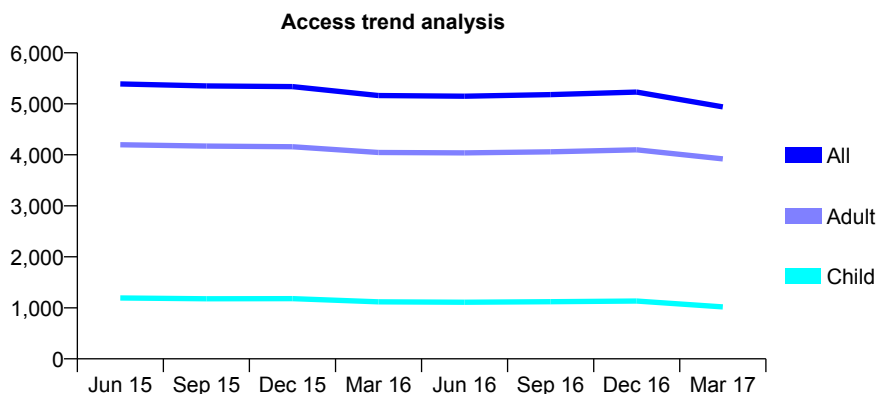
## Q56 - Vital Signs At a Glance Contract Report for 827134/0006 - Year end March 2017

Name or company name	MR JG PLUMMER
Contract type name	GDS Contract
Purpose of contract	General and Orthodontic
Contract start date	01/04/2006
Contract end date	

16/17 Contracted general activity (UDA)	13,778
Carry forward general activity (UDA)	180
16/17 Contracted orthodontic activity (UOA)	1,408
Carry forward orthodontic activity (UOA)	28
Baseline contract value	£554,633.23

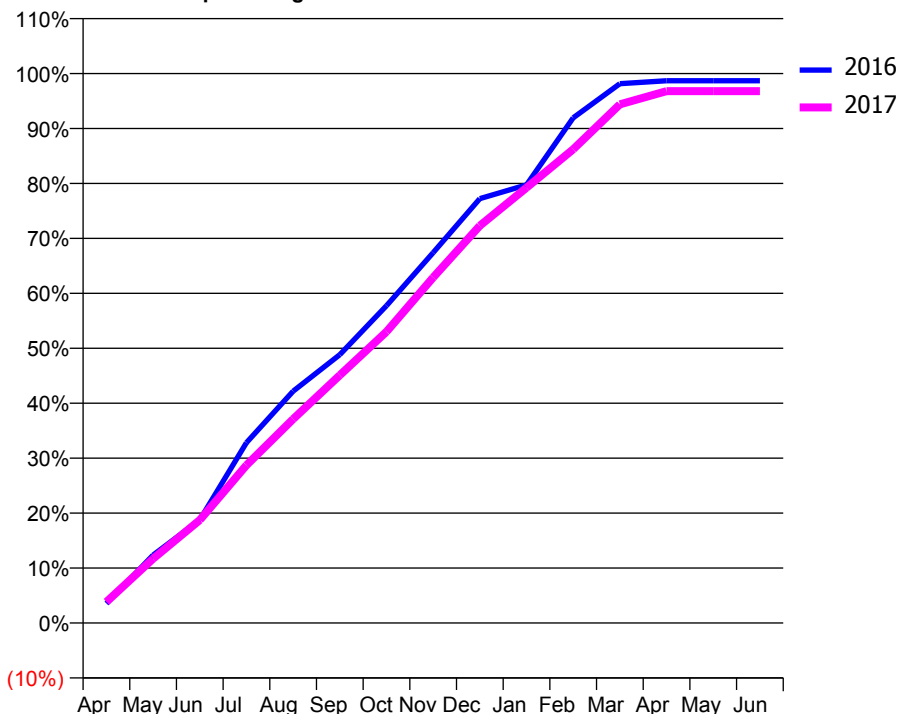
### ACCESS\*

Patients seen in 24 months	Total	Change since previous quarter
Quarter ending March 2016	5,163	
Quarter ending June 2016	5,149	→
Quarter ending September 2016	5,181	→
Quarter ending December 2016	5,231	→
Quarter ending March 2017	4,940	↓
<b>Variance since March 2016</b>	<b>(4.3%)</b>	<b>↓</b>



### ACTIVITY

Cumulative percentage of contracted UDA delivered 2016 & 2017



Adjusted Scheduled Activity (UDA)

Month	2016	2017
April	488	529
May	1,704	1,614
June	2,585	2,583
July	4,521	3,956
August	5,813	5,115
September	6,728	6,215
October	7,957	7,305
November	9,288	8,666
December	10,641	9,961
January	10,985	10,915
February	12,668	11,878
March	13,523	13,005
April	13,597	13,335
May	13,598	13,336
June	13,598	13,336

### QUALITY

	Quantity	Base Number	Contract	AT	Region	England
% of FP17s for the same patient ID Re-attending within 3 months - Children	141	1,633	8.6%	11.2%	12.0%	12.3%
% of FP17s for the same patient ID Re-attending within 3 months - Adults	714	5,462	13.1%	15.2%	16.0%	16.7%
% of FP17s for the same patient ID Re-attending between 3 & 9 months - Children	657	1,633	40.2%	58.8%	58.8%	57.6%
% of FP17s for the same patient ID Re-attending between 3 & 9 months - Adults	1,829	5,462	33.5%	49.2%	51.2%	50.1%
% of FP17s for Band 1 Urgent Courses	861	6,817	12.6%	9.5%	8.0%	9.1%
% of FP17s Relating to Free Repair or Replacements	167	6,817	2.4%	0.8%	0.8%	0.8%
% of FP17s Relating to Continuations	52	6,817	0.8%	1.3%	1.2%	1.2%
% of Patients satisfied with the dentistry they have received	8	8	N/A	91.9%	92.7%	92.8%
% of Patients satisfied with the time they had to wait for an appointment	8	8	N/A	86.5%	89.1%	88.7%

\* This is based on patients treated on this contract for their most recent course of treatment. Figures in italics indicate the base number of FP17s or Patient Questionnaire responses are less than 100. N/A is shown where the base number of responses is less than 10 during the period. % is calculated as Quantity/Base number\*100

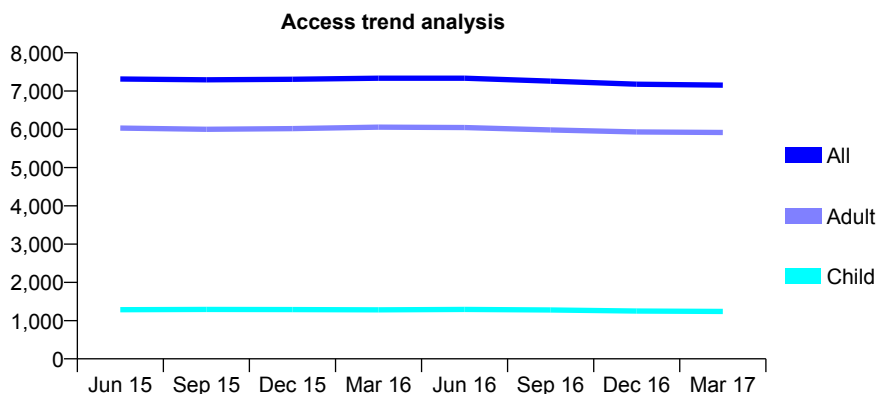
## Q56 - Vital Signs At a Glance Contract Report for 827134/0007 - Year end March 2017

Name or company name	MR JG PLUMMER
Contract type name	GDS Contract
Purpose of contract	General and Orthodontic
Contract start date	01/04/2006
Contract end date	

16/17 Contracted general activity (UDA)	17,482
Carry forward general activity (UDA)	609
16/17 Contracted orthodontic activity (UOA)	1,430
Carry forward orthodontic activity (UOA)	10
Baseline contract value	£697,818.48

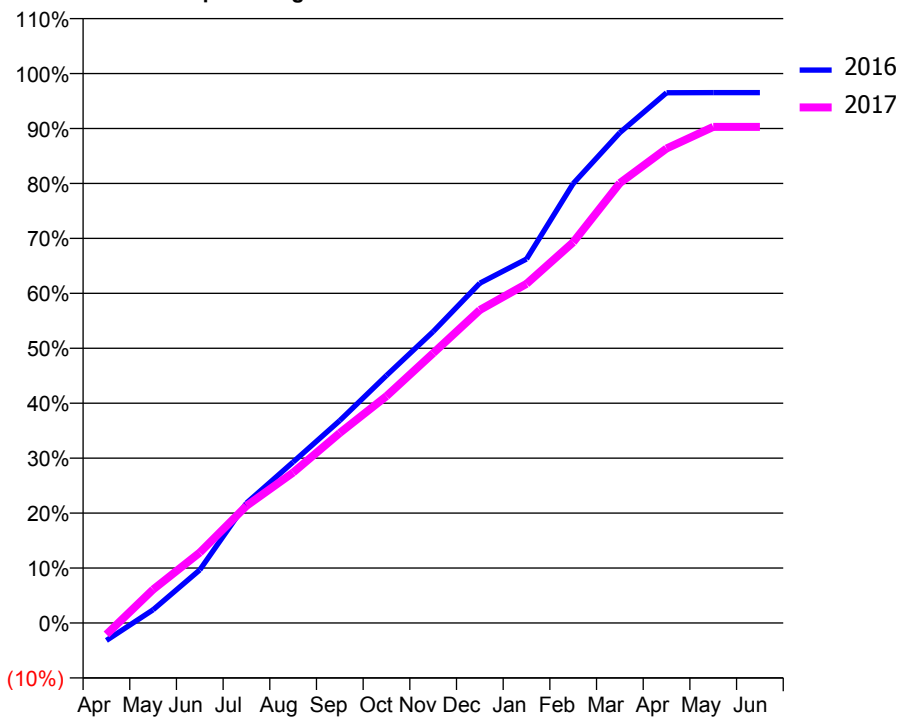
### ACCESS\*

Patients seen in 24 months	Total	Change since previous quarter
Quarter ending March 2016	7,336	
Quarter ending June 2016	7,336	→
Quarter ending September 2016	7,260	↓
Quarter ending December 2016	7,178	↓
Quarter ending March 2017	7,155	→
<b>Variance since March 2016</b>	<b>(2.5%)</b>	<b>↓</b>



### ACTIVITY

Cumulative percentage of contracted UDA delivered 2016 & 2017



Month	Adjusted Scheduled Activity (UDA)	
	2016	2017
April	-558	-366
May	424	1,069
June	1,693	2,241
July	3,817	3,726
August	5,122	4,789
September	6,443	6,049
October	7,876	7,220
November	9,270	8,586
December	10,810	9,959
January	11,579	10,791
February	13,982	12,115
March	15,600	13,996
April	16,869	15,098
May	16,873	15,782
June	16,873	15,782

### QUALITY

	Quantity	Base Number	Contract	AT	Region	England
% of FP17s for the same patient ID Re-attending within 3 months - Children	179	1,999	9.0%	11.2%	12.0%	12.3%
% of FP17s for the same patient ID Re-attending within 3 months - Adults	1,354	8,315	16.3%	15.2%	16.0%	16.7%
% of FP17s for the same patient ID Re-attending between 3 & 9 months - Children	796	1,999	39.8%	58.8%	58.8%	57.6%
% of FP17s for the same patient ID Re-attending between 3 & 9 months - Adults	3,167	8,315	38.1%	49.2%	51.2%	50.1%
% of FP17s for Band 1 Urgent Courses	1,271	8,997	14.1%	9.5%	8.0%	9.1%
% of FP17s Relating to Free Repair or Replacements	172	8,997	1.9%	0.8%	0.8%	0.8%
% of FP17s Relating to Continuations	66	8,997	0.7%	1.3%	1.2%	1.2%
% of Patients satisfied with the dentistry they have received	9	11	81.8%	91.9%	92.7%	92.8%
% of Patients satisfied with the time they had to wait for an appointment	9	11	81.8%	86.5%	89.1%	88.7%

\* This is based on patients treated on this contract for their most recent course of treatment. Figures in italics indicate the base number of FP17s or Patient Questionnaire responses are less than 100. N/A is shown where the base number of responses is less than 10 during the period. % is calculated as Quantity/Base number\*100

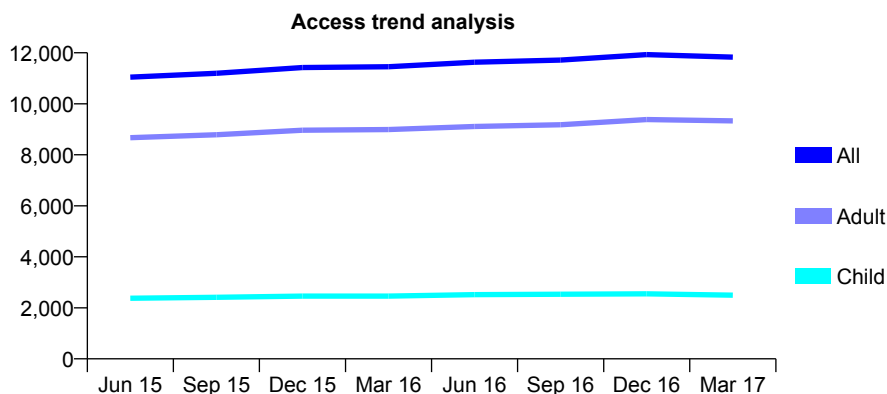
## Q56 - Vital Signs At a Glance Contract Report for 827134/0008 - Year end March 2017

Name or company name	MR JG PLUMMER
Contract type name	GDS Contract
Purpose of contract	General and Orthodontic
Contract start date	01/04/2006
Contract end date	

16/17 Contracted general activity (UDA)	25,930
Carry forward general activity (UDA)	882
16/17 Contracted orthodontic activity (UOA)	1,430
Carry forward orthodontic activity (UOA)	1
Baseline contract value	£842,438.28

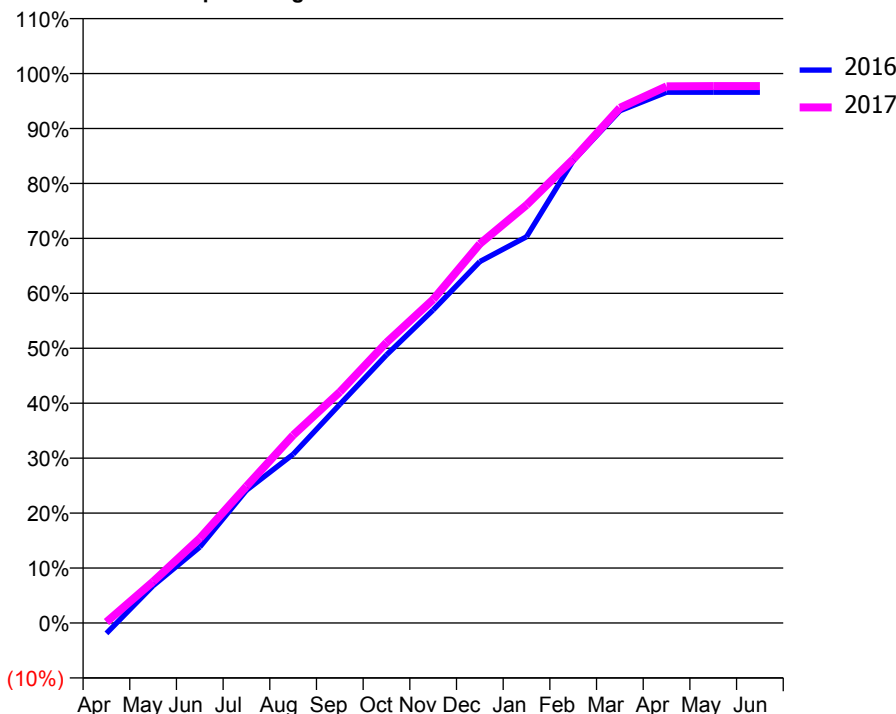
### ACCESS\*

Patients seen in 24 months	Total	Change since previous quarter
Quarter ending March 2016	11,451	
Quarter ending June 2016	11,629	→
Quarter ending September 2016	11,713	→
Quarter ending December 2016	11,928	→
Quarter ending March 2017	11,829	→
<b>Variance since March 2016</b>	<b>3.3%</b>	<b>↑</b>



### ACTIVITY

Cumulative percentage of contracted UDA delivered 2016 & 2017



Month	Adjusted Scheduled Activity (UDA)	
	2016	2017
April	-497	47
May	1,759	1,955
June	3,581	3,998
July	6,265	6,452
August	7,965	8,862
September	10,316	10,904
October	12,651	13,236
November	14,770	15,268
December	17,055	17,894
January	18,226	19,721
February	21,811	21,885
March	24,169	24,309
April	25,048	25,321
May	25,048	25,336
June	25,048	25,338

### QUALITY

	Quantity	Base Number	Contract	AT	Region	England
% of FP17s for the same patient ID Re-attending within 3 months - Children	312	3,918	8.0%	11.2%	12.0%	12.3%
% of FP17s for the same patient ID Re-attending within 3 months - Adults	1,800	13,009	13.8%	15.2%	16.0%	16.7%
% of FP17s for the same patient ID Re-attending between 3 & 9 months - Children	2,155	3,918	55.0%	58.8%	58.8%	57.6%
% of FP17s for the same patient ID Re-attending between 3 & 9 months - Adults	4,790	13,009	36.8%	49.2%	51.2%	50.1%
% of FP17s for Band 1 Urgent Courses	2,236	16,105	13.9%	9.5%	8.0%	9.1%
% of FP17s Relating to Free Repair or Replacements	130	16,105	0.8%	0.8%	0.8%	0.8%
% of FP17s Relating to Continuations	84	16,105	0.5%	1.3%	1.2%	1.2%
% of Patients satisfied with the dentistry they have received	16	17	94.1%	91.9%	92.7%	92.8%
% of Patients satisfied with the time they had to wait for an appointment	15	17	88.2%	86.5%	89.1%	88.7%

\* This is based on patients treated on this contract for their most recent course of treatment. Figures in italics indicate the base number of FP17s or Patient Questionnaire responses are less than 100. N/A is shown where the base number of responses is less than 10 during the period. % is calculated as Quantity/Base number\*100



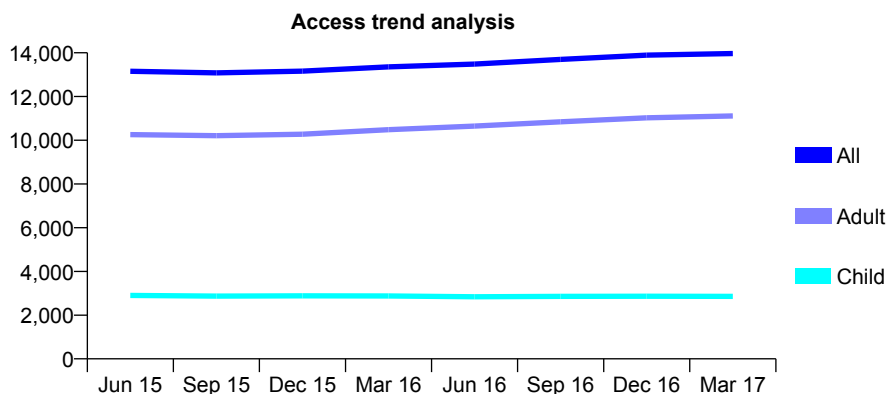
## Q56 - Vital Signs At a Glance Contract Report for 827134/0009 - Year end March 2017

Name or company name	MR JG PLUMMER
Contract type name	GDS Contract
Purpose of contract	General and Orthodontic
Contract start date	01/04/2006
Contract end date	

16/17 Contracted general activity (UDA)	32,392
Carry forward general activity (UDA)	1,115
16/17 Contracted orthodontic activity (UOA)	1,980
Carry forward orthodontic activity (UOA)	-16
Baseline contract value	£1,068,301.66

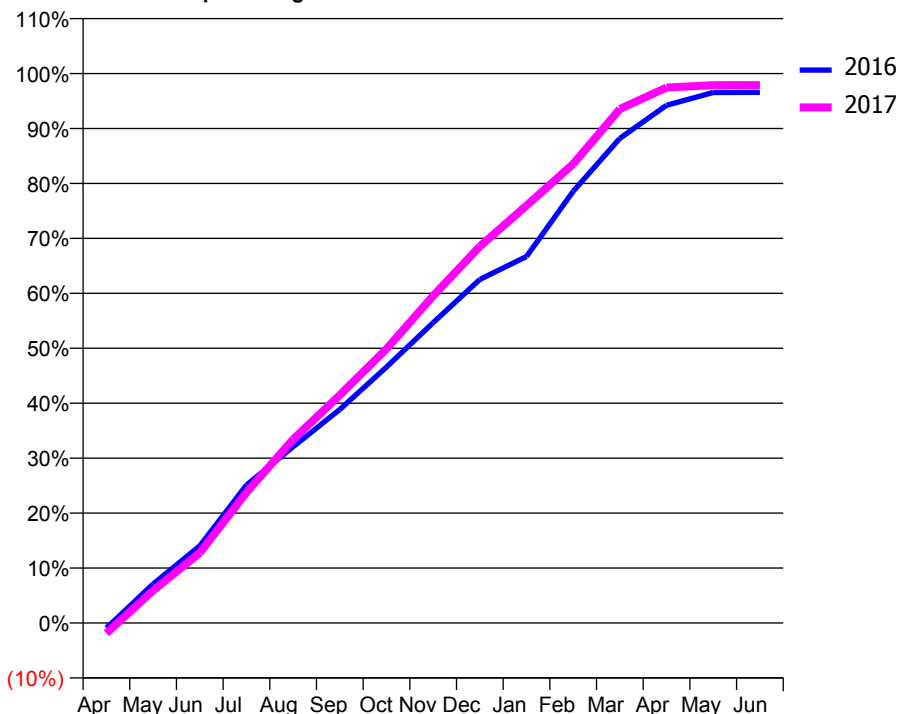
### ACCESS\*

Patients seen in 24 months	Total	Change since previous quarter
Quarter ending March 2016	13,355	
Quarter ending June 2016	13,486	→
Quarter ending September 2016	13,700	→
Quarter ending December 2016	13,893	→
Quarter ending March 2017	13,969	→
<b>Variance since March 2016</b>	<b>4.6%</b>	<b>↑</b>



### ACTIVITY

Cumulative percentage of contracted UDA delivered 2016 & 2017



Month	Adjusted Scheduled Activity (UDA)	
	2016	2017
April	-306	-609
May	2,302	1,917
June	4,544	4,138
July	8,130	7,703
August	10,388	10,828
September	12,590	13,439
October	15,088	16,157
November	17,703	19,286
December	20,250	22,202
January	21,604	24,604
February	25,450	27,061
March	28,571	30,300
April	30,521	31,561
May	31,275	31,702
June	31,277	31,702

### QUALITY

	Quantity	Base Number	Contract	AT	Region	England
% of FP17s for the same patient ID Re-attending within 3 months - Children	342	4,774	7.2%	11.2%	12.0%	12.3%
% of FP17s for the same patient ID Re-attending within 3 months - Adults	2,167	15,873	13.7%	15.2%	16.0%	16.7%
% of FP17s for the same patient ID Re-attending between 3 & 9 months - Children	2,768	4,774	58.0%	58.8%	58.8%	57.6%
% of FP17s for the same patient ID Re-attending between 3 & 9 months - Adults	6,930	15,873	43.7%	49.2%	51.2%	50.1%
% of FP17s for Band 1 Urgent Courses	2,648	19,667	13.5%	9.5%	8.0%	9.1%
% of FP17s Relating to Free Repair or Replacements	197	19,667	1.0%	0.8%	0.8%	0.8%
% of FP17s Relating to Continuations	126	19,667	0.6%	1.3%	1.2%	1.2%
% of Patients satisfied with the dentistry they have received	19	20	95.0%	91.9%	92.7%	92.8%
% of Patients satisfied with the time they had to wait for an appointment	15	20	75.0%	86.5%	89.1%	88.7%

\* This is based on patients treated on this contract for their most recent course of treatment. Figures in italics indicate the base number of FP17s or Patient Questionnaire responses are less than 100. N/A is shown where the base number of responses is less than 10 during the period. % is calculated as Quantity/Base number\*100

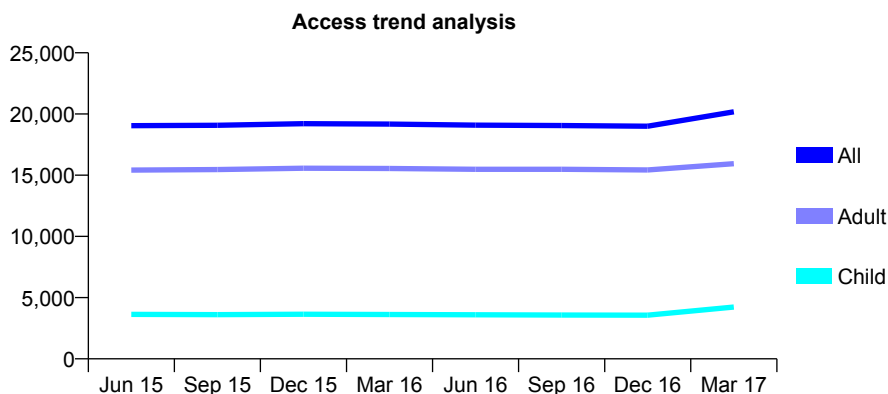
## Q56 - Vital Signs At a Glance Contract Report for 827134/0010 - Year end March 2017

Name or company name	MR JG PLUMMER
Contract type name	Pilot Contract
Purpose of contract	General and Orthodontic
Contract start date	01/04/2006
Contract end date	

16/17 Contracted general activity (UDA)	51,443
Carry forward general activity (UDA)	0
16/17 Contracted orthodontic activity (UOA)	2,750
Carry forward orthodontic activity (UOA)	-22
Baseline contract value	£1,645,053.02

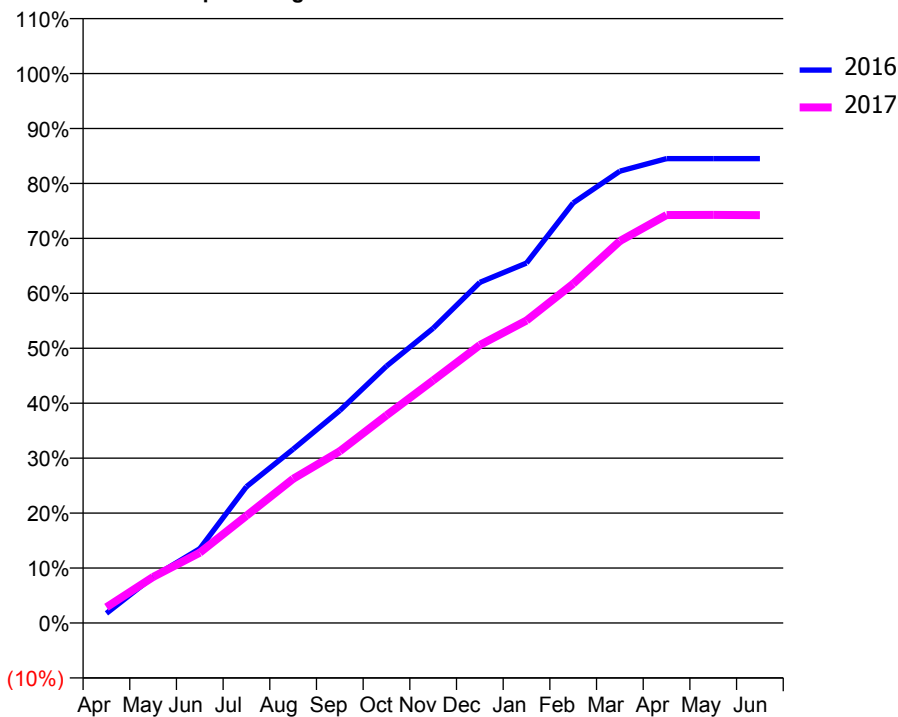
### ACCESS\*

Patients seen in 24 months	Total	Change since previous quarter
Quarter ending March 2016	19,178	
Quarter ending June 2016	19,090	→
Quarter ending September 2016	19,063	→
Quarter ending December 2016	19,002	→
Quarter ending March 2017	20,177	↑
<b>Variance since March 2016</b>	<b>5.2%</b>	<b>↑</b>



### ACTIVITY

Cumulative percentage of contracted UDA delivered 2016 & 2017



Adjusted Scheduled Activity (UDA)

Month	2016	2017
April	907	1,485
May	4,328	4,308
June	6,963	6,583
July	12,767	10,049
August	16,277	13,502
September	19,894	16,079
October	24,044	19,446
November	27,598	22,710
December	31,890	26,028
January	33,701	28,318
February	39,334	31,766
March	42,302	35,761
April	43,475	38,198
May	43,476	38,202
June	43,476	38,183

### QUALITY

	Quantity	Base Number	Contract	AT	Region	England
% of FP17s for the same patient ID Re-attending within 3 months - Children	317	5,699	5.6%	11.2%	12.0%	12.3%
% of FP17s for the same patient ID Re-attending within 3 months - Adults	1,800	18,578	9.7%	15.2%	16.0%	16.7%
% of FP17s for the same patient ID Re-attending between 3 & 9 months - Children	2,650	5,699	46.5%	58.8%	58.8%	57.6%
% of FP17s for the same patient ID Re-attending between 3 & 9 months - Adults	6,833	18,578	36.8%	49.2%	51.2%	50.1%
% of FP17s for Band 1 Urgent Courses	2,279	23,009	9.9%	9.5%	8.0%	9.1%
% of FP17s Relating to Free Repair or Replacements	242	23,009	1.1%	0.8%	0.8%	0.8%
% of FP17s Relating to Continuations	104	23,009	0.5%	1.3%	1.2%	1.2%
% of Patients satisfied with the dentistry they have received	53	55	96.4%	91.9%	92.7%	92.8%
% of Patients satisfied with the time they had to wait for an appointment	48	55	87.3%	86.5%	89.1%	88.7%

\* This is based on patients treated on this contract for their most recent course of treatment. Figures in italics indicate the base number of FP17s or Patient Questionnaire responses are less than 100. N/A is shown where the base number of responses is less than 10 during the period. % is calculated as Quantity/Base number\*100

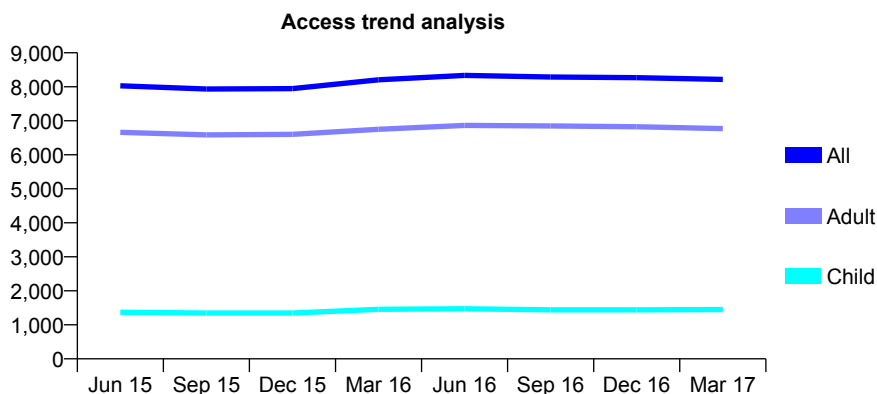
## Q56 - Vital Signs At a Glance Contract Report for 827134/0012 - Year end March 2017

Name or company name	MR JG PLUMMER
Contract type name	GDS Contract
Purpose of contract	General and Orthodontic
Contract start date	01/04/2006
Contract end date	

16/17 Contracted general activity (UDA)	22,126
Carry forward general activity (UDA)	594
16/17 Contracted orthodontic activity (UOA)	2,090
Carry forward orthodontic activity (UOA)	11
Baseline contract value	£817,577.63

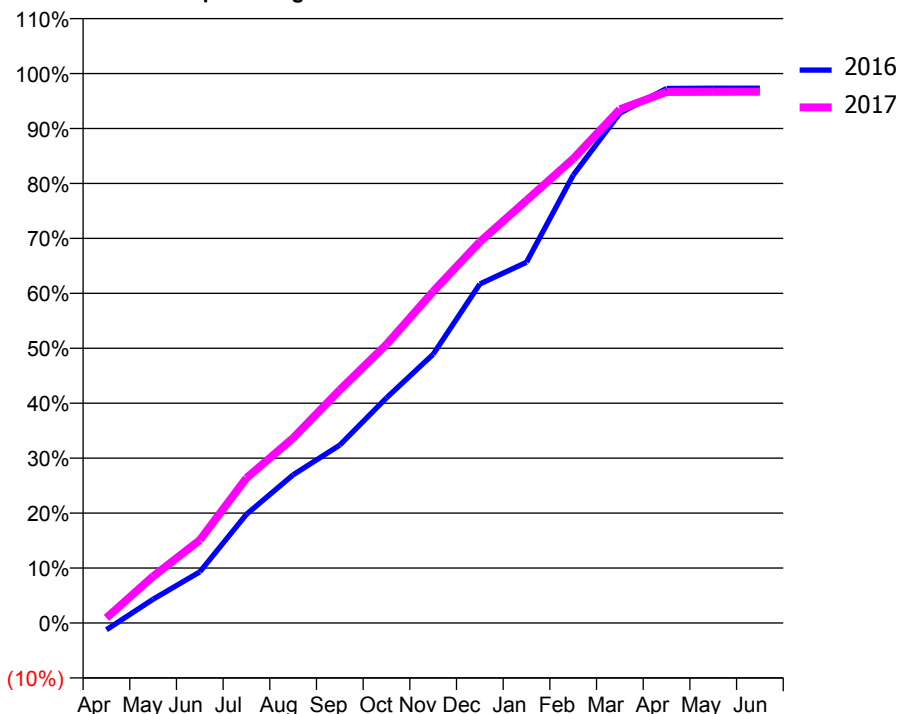
### ACCESS\*

Patients seen in 24 months	Total	Change since previous quarter
Quarter ending March 2016	8,205	
Quarter ending June 2016	8,335	→
Quarter ending September 2016	8,290	→
Quarter ending December 2016	8,268	→
Quarter ending March 2017	8,218	→
<b>Variance since March 2016</b>	<b>0.2%</b>	<b>→</b>



### ACTIVITY

Cumulative percentage of contracted UDA delivered 2016 & 2017



Month	Adjusted Scheduled Activity (UDA)	
	2016	2017
April	-279	209
May	959	1,880
June	2,060	3,337
July	4,380	5,839
August	5,966	7,450
September	7,165	9,386
October	9,065	11,221
November	10,823	13,349
December	13,652	15,347
January	14,524	17,018
February	18,033	18,696
March	20,532	20,683
April	21,525	21,386
May	21,532	21,391
June	21,532	21,392

### QUALITY

	Quantity	Base Number	Contract	AT	Region	England
% of FP17s for the same patient ID Re-attending within 3 months - Children	275	2,365	11.6%	11.2%	12.0%	12.3%
% of FP17s for the same patient ID Re-attending within 3 months - Adults	1,230	8,880	13.9%	15.2%	16.0%	16.7%
% of FP17s for the same patient ID Re-attending between 3 & 9 months - Children	1,063	2,365	44.9%	58.8%	58.8%	57.6%
% of FP17s for the same patient ID Re-attending between 3 & 9 months - Adults	2,749	8,880	31.0%	49.2%	51.2%	50.1%
% of FP17s for Band 1 Urgent Courses	1,189	10,543	11.3%	9.5%	8.0%	9.1%
% of FP17s Relating to Free Repair or Replacements	346	10,543	3.3%	0.8%	0.8%	0.8%
% of FP17s Relating to Continuations	116	10,543	1.1%	1.3%	1.2%	1.2%
% of Patients satisfied with the dentistry they have received	14	14	100.0%	91.9%	92.7%	92.8%
% of Patients satisfied with the time they had to wait for an appointment	9	14	64.3%	86.5%	89.1%	88.7%

\* This is based on patients treated on this contract for their most recent course of treatment. Figures in italics indicate the base number of FP17s or Patient Questionnaire responses are less than 100. N/A is shown where the base number of responses is less than 10 during the period. % is calculated as Quantity/Base number\*100

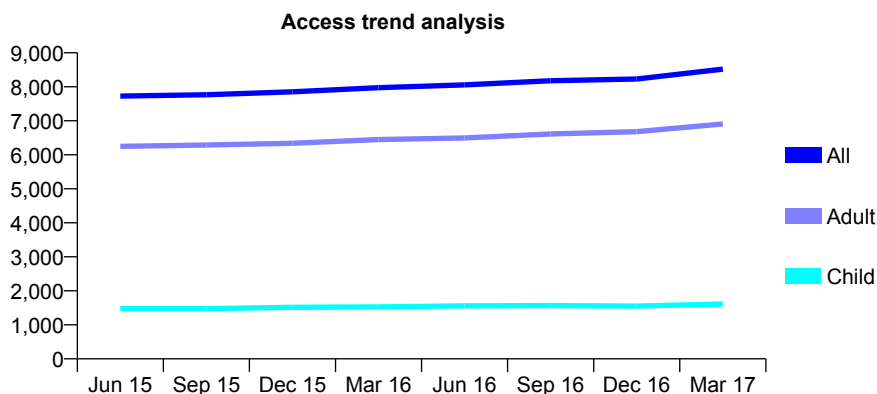
## Q56 - Vital Signs At a Glance Contract Report for 827134/0013 - Year end March 2017

Name or company name	MR JG PLUMMER
Contract type name	GDS Contract
Purpose of contract	General and Orthodontic
Contract start date	01/04/2006
Contract end date	

16/17 Contracted general activity (UDA)	24,945
Carry forward general activity (UDA)	940
16/17 Contracted orthodontic activity (UOA)	2,064
Carry forward orthodontic activity (UOA)	58
Baseline contract value	£877,312.34

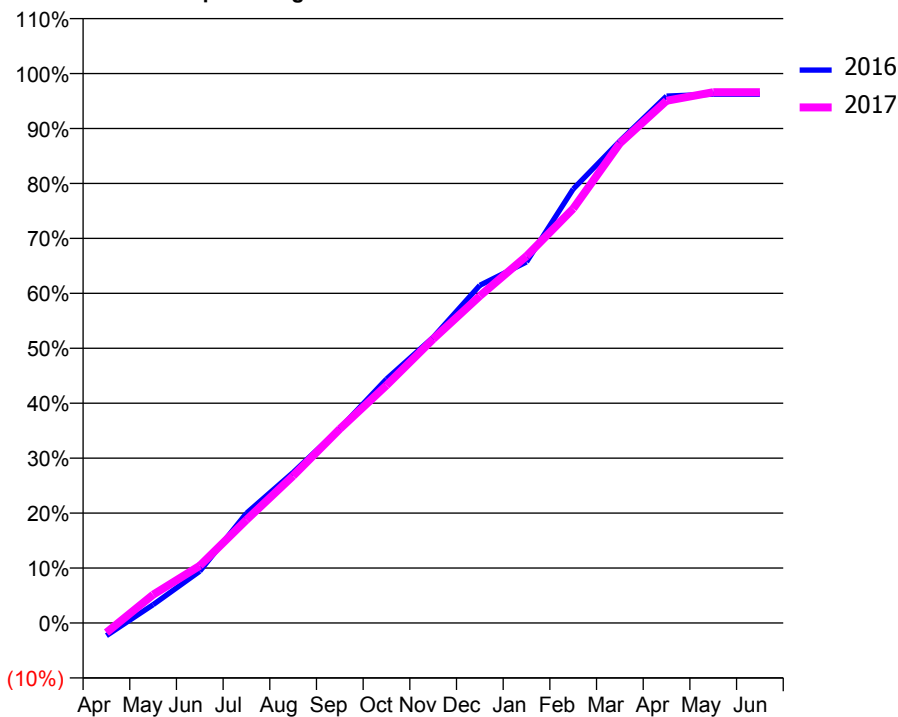
### ACCESS\*

Patients seen in 24 months	Total	Change since previous quarter
Quarter ending March 2016	7,976	
Quarter ending June 2016	8,057	→
Quarter ending September 2016	8,180	→
Quarter ending December 2016	8,231	→
Quarter ending March 2017	8,521	↑
<b>Variance since March 2016</b>	<b>6.8%</b>	<b>↑</b>



### ACTIVITY

Cumulative percentage of contracted UDA delivered 2016 & 2017



Month	Adjusted Scheduled Activity (UDA)	
	2016	2017
April	-579	-438
May	830	1,289
June	2,352	2,602
July	4,986	4,680
August	6,835	6,681
September	8,837	8,812
October	11,074	10,793
November	12,972	12,888
December	15,333	14,848
January	16,387	16,658
February	19,699	18,814
March	21,880	21,777
April	23,921	23,706
May	24,005	24,094
June	24,005	24,094

### QUALITY

	Quantity	Base Number	Contract	AT	Region	England
% of FP17s for the same patient ID Re-attending within 3 months - Children	263	2,592	10.1%	11.2%	12.0%	12.3%
% of FP17s for the same patient ID Re-attending within 3 months - Adults	1,393	9,481	14.7%	15.2%	16.0%	16.7%
% of FP17s for the same patient ID Re-attending between 3 & 9 months - Children	1,123	2,592	43.3%	58.8%	58.8%	57.6%
% of FP17s for the same patient ID Re-attending between 3 & 9 months - Adults	3,870	9,481	40.8%	49.2%	51.2%	50.1%
% of FP17s for Band 1 Urgent Courses	1,943	11,694	16.6%	9.5%	8.0%	9.1%
% of FP17s Relating to Free Repair or Replacements	182	11,694	1.6%	0.8%	0.8%	0.8%
% of FP17s Relating to Continuations	127	11,694	1.1%	1.3%	1.2%	1.2%
% of Patients satisfied with the dentistry they have received	11	11	100.0%	91.9%	92.7%	92.8%
% of Patients satisfied with the time they had to wait for an appointment	8	11	72.7%	86.5%	89.1%	88.7%

\* This is based on patients treated on this contract for their most recent course of treatment. Figures in italics indicate the base number of FP17s or Patient Questionnaire responses are less than 100. N/A is shown where the base number of responses is less than 10 during the period. % is calculated as Quantity/Base number\*100

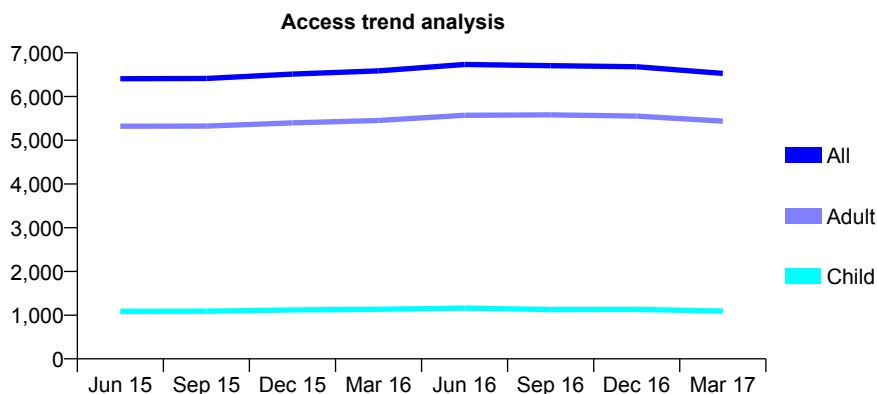
## Q56 - Vital Signs At a Glance Contract Report for 827134/0014 - Year end March 2017

Name or company name	MR JG PLUMMER
Contract type name	GDS Contract
Purpose of contract	General and Orthodontic
Contract start date	01/04/2006
Contract end date	

16/17 Contracted general activity (UDA)	15,368
Carry forward general activity (UDA)	390
16/17 Contracted orthodontic activity (UOA)	396
Carry forward orthodontic activity (UOA)	-1
Baseline contract value	£511,579.58

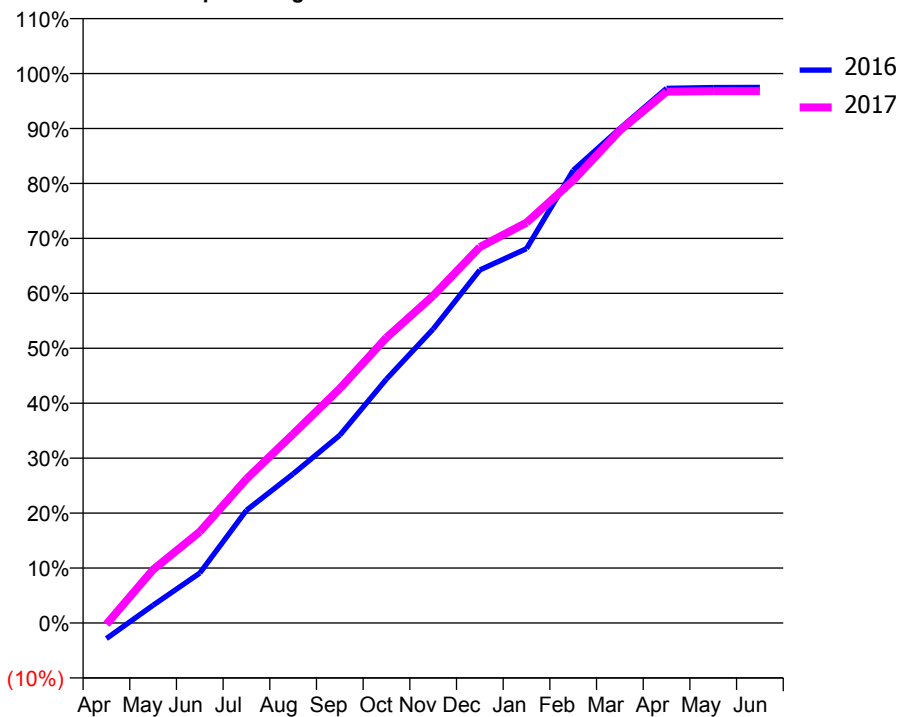
### ACCESS\*

Patients seen in 24 months	Total	Change since previous quarter
Quarter ending March 2016	6,586	
Quarter ending June 2016	6,732	↑
Quarter ending September 2016	6,707	→
Quarter ending December 2016	6,681	→
Quarter ending March 2017	6,530	↓
<b>Variance since March 2016</b>	<b>(0.9%)</b>	→



### ACTIVITY

Cumulative percentage of contracted UDA delivered 2016 & 2017



Month	Adjusted Scheduled Activity (UDA)	
	2016	2017
April	-439	-36
May	496	1,493
June	1,398	2,553
July	3,153	4,028
August	4,172	5,288
September	5,254	6,557
October	6,823	7,982
November	8,222	9,155
December	9,873	10,515
January	10,468	11,197
February	12,659	12,380
March	13,832	13,773
April	14,951	14,860
May	14,977	14,875
June	14,978	14,875

### QUALITY

	Quantity	Base Number	Contract	AT	Region	England
% of FP17s for the same patient ID Re-attending within 3 months - Children	98	1,503	6.5%	11.2%	12.0%	12.3%
% of FP17s for the same patient ID Re-attending within 3 months - Adults	978	7,041	13.9%	15.2%	16.0%	16.7%
% of FP17s for the same patient ID Re-attending between 3 & 9 months - Children	541	1,503	36.0%	58.8%	58.8%	57.6%
% of FP17s for the same patient ID Re-attending between 3 & 9 months - Adults	2,195	7,041	31.2%	49.2%	51.2%	50.1%
% of FP17s for Band 1 Urgent Courses	1,415	8,464	16.7%	9.5%	8.0%	9.1%
% of FP17s Relating to Free Repair or Replacements	103	8,464	1.2%	0.8%	0.8%	0.8%
% of FP17s Relating to Continuations	72	8,464	0.9%	1.3%	1.2%	1.2%
% of Patients satisfied with the dentistry they have received	9	9	N/A	91.9%	92.7%	92.8%
% of Patients satisfied with the time they had to wait for an appointment	8	9	N/A	86.5%	89.1%	88.7%

\* This is based on patients treated on this contract for their most recent course of treatment. Figures in italics indicate the base number of FP17s or Patient Questionnaire responses are less than 100. N/A is shown where the base number of responses is less than 10 during the period. % is calculated as Quantity/Base number\*100

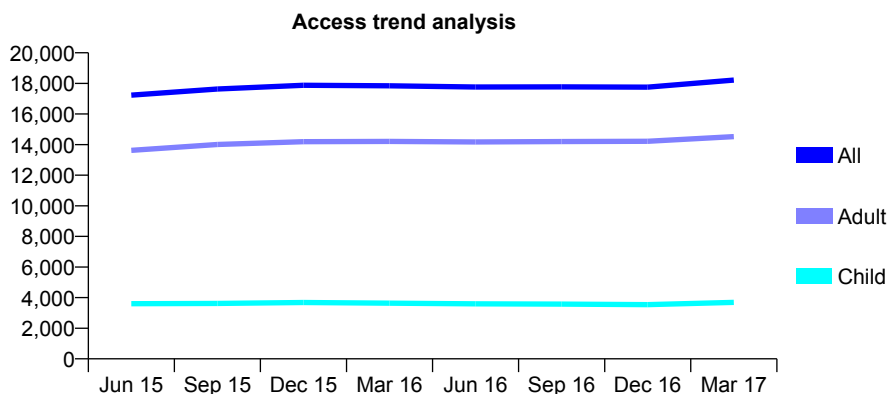
## Q56 - Vital Signs At a Glance Contract Report for 827134/0015 - Year end March 2017

Name or company name	MR JG PLUMMER
Contract type name	GDS Contract
Purpose of contract	General and Orthodontic
Contract start date	01/04/2006
Contract end date	

16/17 Contracted general activity (UDA)	51,722
Carry forward general activity (UDA)	1,394
16/17 Contracted orthodontic activity (UOA)	1,341
Carry forward orthodontic activity (UOA)	-16
Baseline contract value	£1,406,848.51

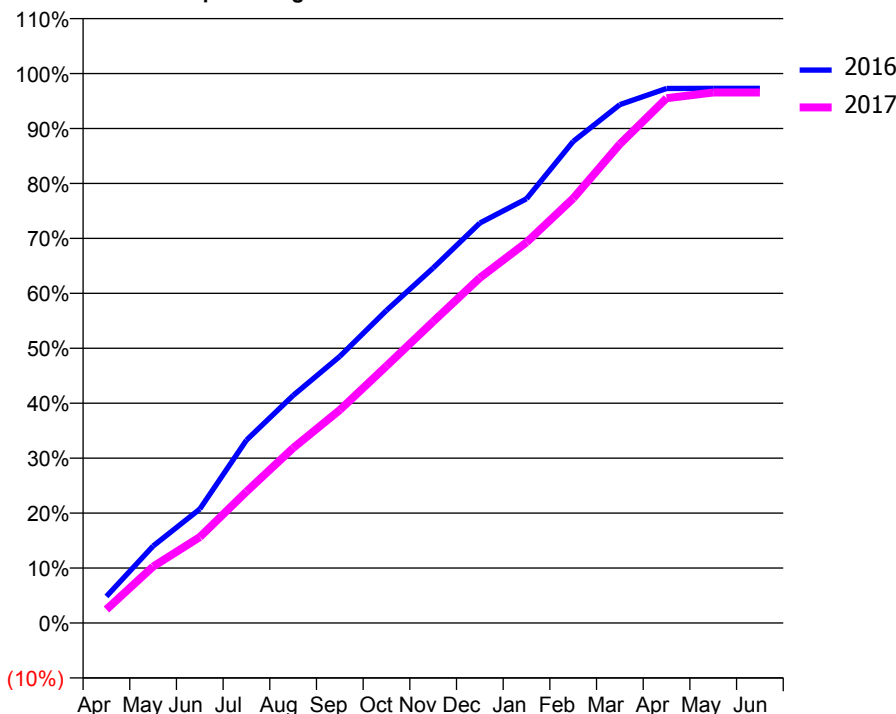
### ACCESS\*

Patients seen in 24 months	Total	Change since previous quarter
Quarter ending March 2016	17,847	
Quarter ending June 2016	17,767	→
Quarter ending September 2016	17,773	→
Quarter ending December 2016	17,756	→
Quarter ending March 2017	18,217	↑
<b>Variance since March 2016</b>	<b>2.1%</b>	<b>↑</b>



### ACTIVITY

Cumulative percentage of contracted UDA delivered 2016 & 2017



Month	Adjusted Scheduled Activity (UDA)	
	2016	2017
April	2,506	1,271
May	7,254	5,318
June	10,728	8,095
July	17,213	12,368
August	21,418	16,473
September	25,102	20,045
October	29,427	24,196
November	33,415	28,373
December	37,653	32,492
January	39,937	35,833
February	45,331	39,973
March	48,800	45,072
April	50,318	49,392
May	50,325	49,930
June	50,328	49,931

### QUALITY

	Quantity	Base Number	Contract	AT	Region	England
% of FP17s for the same patient ID Re-attending within 3 months - Children	398	5,383	7.4%	11.2%	12.0%	12.3%
% of FP17s for the same patient ID Re-attending within 3 months - Adults	3,399	20,807	16.3%	15.2%	16.0%	16.7%
% of FP17s for the same patient ID Re-attending between 3 & 9 months - Children	2,594	5,383	48.2%	58.8%	58.8%	57.6%
% of FP17s for the same patient ID Re-attending between 3 & 9 months - Adults	8,455	20,807	40.6%	49.2%	51.2%	50.1%
% of FP17s for Band 1 Urgent Courses	3,386	26,664	12.7%	9.5%	8.0%	9.1%
% of FP17s Relating to Free Repair or Replacements	266	26,664	1.0%	0.8%	0.8%	0.8%
% of FP17s Relating to Continuations	239	26,664	0.9%	1.3%	1.2%	1.2%
% of Patients satisfied with the dentistry they have received	47	48	97.9%	91.9%	92.7%	92.8%
% of Patients satisfied with the time they had to wait for an appointment	45	48	93.8%	86.5%	89.1%	88.7%

\* This is based on patients treated on this contract for their most recent course of treatment. Figures in italics indicate the base number of FP17s or Patient Questionnaire responses are less than 100. N/A is shown where the base number of responses is less than 10 during the period. % is calculated as Quantity/Base number\*100

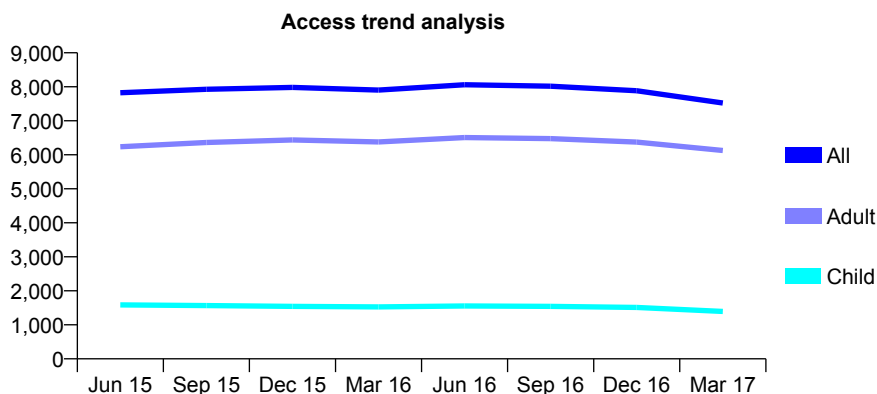
## Q56 - Vital Signs At a Glance Contract Report for 827134/0016 - Year end March 2017

Name or company name	MR JG PLUMMER
Contract type name	GDS Contract
Purpose of contract	General and Orthodontic
Contract start date	01/04/2006
Contract end date	

16/17 Contracted general activity (UDA)	20,424
Carry forward general activity (UDA)	18
16/17 Contracted orthodontic activity (UOA)	500
Carry forward orthodontic activity (UOA)	10
Baseline contract value	£624,811.22

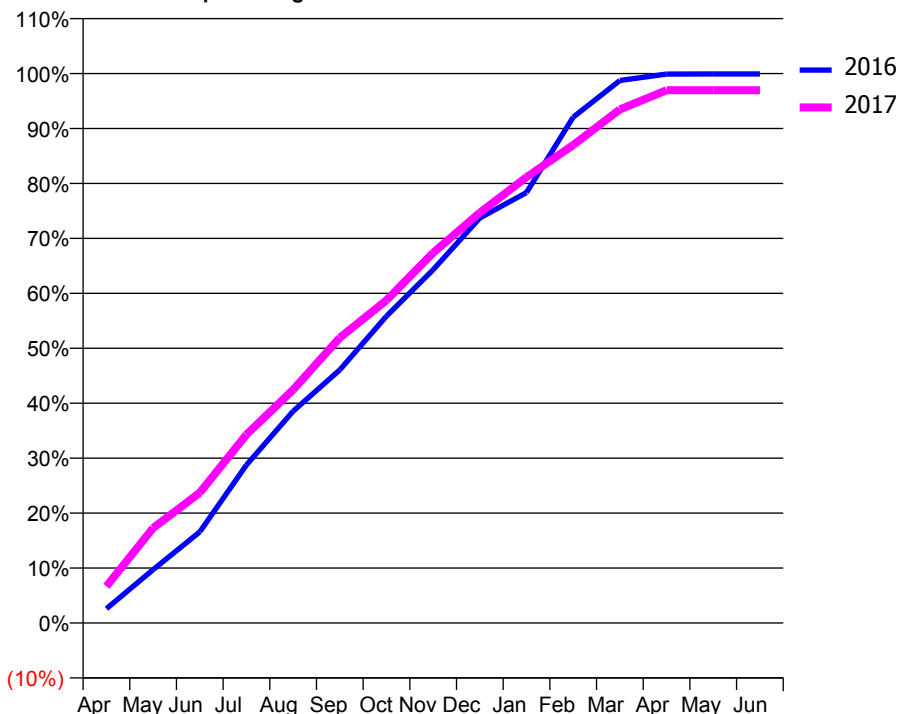
### ACCESS\*

Patients seen in 24 months	Total	Change since previous quarter
Quarter ending March 2016	7,904	
Quarter ending June 2016	8,059	→
Quarter ending September 2016	8,018	→
Quarter ending December 2016	7,886	↓
Quarter ending March 2017	7,525	↓
<b>Variance since March 2016</b>	<b>(4.8%)</b>	<b>↓</b>



### ACTIVITY

Cumulative percentage of contracted UDA delivered 2016 & 2017



Adjusted Scheduled Activity (UDA)

Month	2016	2017
April	530	1,364
May	1,986	3,534
June	3,387	4,843
July	5,875	7,006
August	7,873	8,669
September	9,410	10,605
October	11,408	11,997
November	13,130	13,759
December	15,054	15,253
January	16,003	16,573
February	18,803	17,764
March	20,166	19,088
April	20,401	19,801
May	20,406	19,803
June	20,406	19,804

### QUALITY

	Quantity	Base Number	Contract	AT	Region	England
% of FP17s for the same patient ID Re-attending within 3 months - Children	119	2,049	5.8%	11.2%	12.0%	12.3%
% of FP17s for the same patient ID Re-attending within 3 months - Adults	1,077	8,256	13.0%	15.2%	16.0%	16.7%
% of FP17s for the same patient ID Re-attending between 3 & 9 months - Children	981	2,049	47.9%	58.8%	58.8%	57.6%
% of FP17s for the same patient ID Re-attending between 3 & 9 months - Adults	3,270	8,256	39.6%	49.2%	51.2%	50.1%
% of FP17s for Band 1 Urgent Courses	1,223	10,340	11.8%	9.5%	8.0%	9.1%
% of FP17s Relating to Free Repair or Replacements	211	10,340	2.0%	0.8%	0.8%	0.8%
% of FP17s Relating to Continuations	65	10,340	0.6%	1.3%	1.2%	1.2%
% of Patients satisfied with the dentistry they have received	8	8	N/A	91.9%	92.7%	92.8%
% of Patients satisfied with the time they had to wait for an appointment	7	8	N/A	86.5%	89.1%	88.7%

\* This is based on patients treated on this contract for their most recent course of treatment. Figures in italics indicate the base number of FP17s or Patient Questionnaire responses are less than 100. N/A is shown where the base number of responses is less than 10 during the period. % is calculated as Quantity/Base number\*100



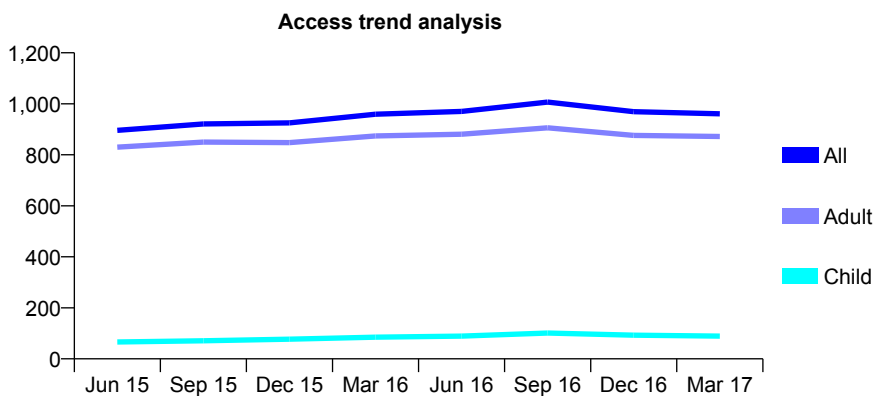
## Q56 - Vital Signs At a Glance Contract Report for 827134/0017 - Year end March 2017

Name or company name	MR JG PLUMMER
Contract type name	PDS Contract
Purpose of contract	General
Contract start date	01/02/2008
Contract end date	31/03/2018

16/17 Contracted general activity (UDA)	2,800
Carry forward general activity (UDA)	0
16/17 Contracted orthodontic activity (UOA)	0
Carry forward orthodontic activity (UOA)	0
Baseline contract value	£152,795.30

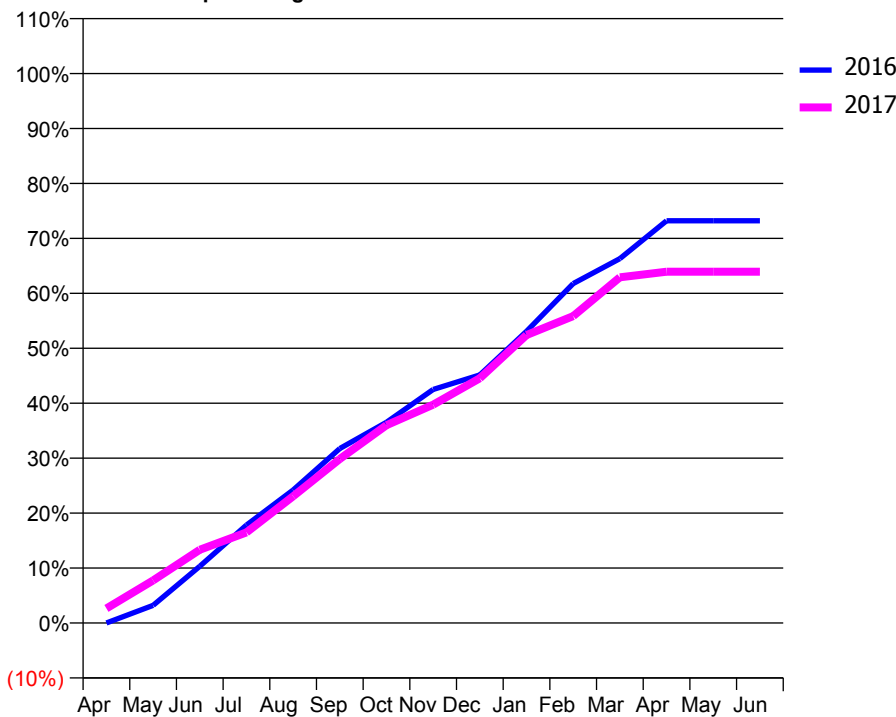
### ACCESS\*

Patients seen in 24 months	Total	Change since previous quarter
Quarter ending March 2016	959	
Quarter ending June 2016	970	→
Quarter ending September 2016	1,007	↑
Quarter ending December 2016	969	↓
Quarter ending March 2017	961	→
<b>Variance since March 2016</b>	<b>0.2%</b>	<b>→</b>



### ACTIVITY

Cumulative percentage of contracted UDA delivered 2016 & 2017



Month	Adjusted Scheduled Activity (UDA)	
	2016	2017
April	0	74
May	90	217
June	289	373
July	499	462
August	678	646
September	889	836
October	1,023	1,008
November	1,190	1,112
December	1,264	1,247
January	1,486	1,467
February	1,730	1,564
March	1,857	1,762
April	2,050	1,790
May	2,050	1,790
June	2,050	1,790

### QUALITY

	Quantity	Base Number	Contract	AT	Region	England
% of FP17s for the same patient ID Re-attending within 3 months - Children	2	177	1.1%	11.2%	12.0%	12.3%
% of FP17s for the same patient ID Re-attending within 3 months - Adults	40	1,453	2.8%	15.2%	16.0%	16.7%
% of FP17s for the same patient ID Re-attending between 3 & 9 months - Children	1	177	0.6%	58.8%	58.8%	57.6%
% of FP17s for the same patient ID Re-attending between 3 & 9 months - Adults	11	1,453	0.8%	49.2%	51.2%	50.1%
% of FP17s for Band 1 Urgent Courses	1,487	1,495	99.5%	9.5%	8.0%	9.1%
% of FP17s Relating to Free Repair or Replacements	1	1,495	0.1%	0.8%	0.8%	0.8%
% of FP17s Relating to Continuations	0	1,495	0.0%	1.3%	1.2%	1.2%
% of Patients satisfied with the dentistry they have received	7	7	N/A	91.9%	92.7%	92.8%
% of Patients satisfied with the time they had to wait for an appointment	7	7	N/A	86.5%	89.1%	88.7%

\* This is based on patients treated on this contract for their most recent course of treatment. Figures in italics indicate the base number of FP17s or Patient Questionnaire responses are less than 100. N/A is shown where the base number of responses is less than 10 during the period. % is calculated as Quantity/Base number\*100

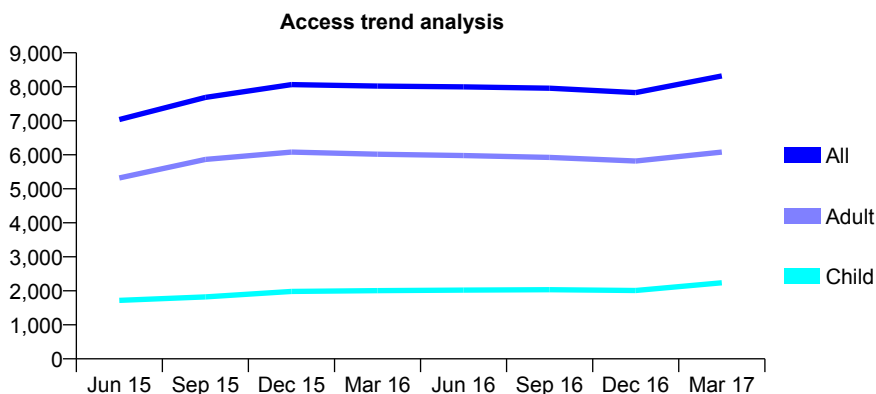
## Q56 - Vital Signs At a Glance Contract Report for 836036/0001 - Year end March 2017

Name or company name	MR BS SANGHERA
Contract type name	GDS Contract
Purpose of contract	General
Contract start date	01/04/2006
Contract end date	

16/17 Contracted general activity (UDA)	31,345
Carry forward general activity (UDA)	3
16/17 Contracted orthodontic activity (UOA)	0
Carry forward orthodontic activity (UOA)	0
Baseline contract value	£767,704.78

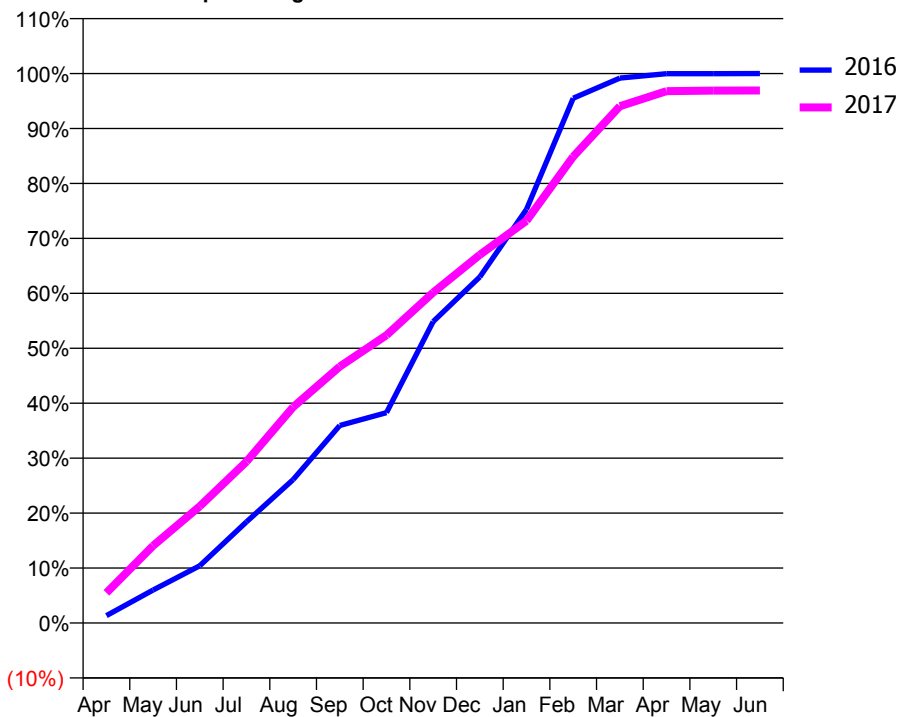
### ACCESS\*

Patients seen in 24 months	Total	Change since previous quarter
Quarter ending March 2016	8,022	
Quarter ending June 2016	7,999	→
Quarter ending September 2016	7,957	→
Quarter ending December 2016	7,828	↓
Quarter ending March 2017	8,319	↑
<b>Variance since March 2016</b>	<b>3.7%</b>	<b>↑</b>



### ACTIVITY

Cumulative percentage of contracted UDA delivered 2016 & 2017



Month	Adjusted Scheduled Activity (UDA)	
	2016	2017
April	281	1,722
May	1,248	4,405
June	2,170	6,663
July	3,826	9,204
August	5,427	12,318
September	7,476	14,634
October	7,962	16,415
November	11,410	18,855
December	13,100	21,002
January	15,656	22,943
February	19,863	26,602
March	20,626	29,478
April	20,790	30,339
May	20,790	30,369
June	20,794	30,373

### QUALITY

	Quantity	Base Number	Contract	AT	Region	England
% of FP17s for the same patient ID Re-attending within 3 months - Children	364	3,933	9.3%	11.2%	12.0%	12.3%
% of FP17s for the same patient ID Re-attending within 3 months - Adults	1,603	9,712	16.5%	15.2%	16.0%	16.7%
% of FP17s for the same patient ID Re-attending between 3 & 9 months - Children	2,424	3,933	61.6%	58.8%	58.8%	57.6%
% of FP17s for the same patient ID Re-attending between 3 & 9 months - Adults	5,324	9,712	54.8%	49.2%	51.2%	50.1%
% of FP17s for Band 1 Urgent Courses	1,366	13,917	9.8%	9.5%	8.0%	9.1%
% of FP17s Relating to Free Repair or Replacements	16	13,917	0.1%	0.8%	0.8%	0.8%
% of FP17s Relating to Continuations	283	13,917	2.0%	1.3%	1.2%	1.2%
% of Patients satisfied with the dentistry they have received	10	11	90.9%	91.9%	92.7%	92.8%
% of Patients satisfied with the time they had to wait for an appointment	10	11	90.9%	86.5%	89.1%	88.7%

\* This is based on patients treated on this contract for their most recent course of treatment. Figures in italics indicate the base number of FP17s or Patient Questionnaire responses are less than 100. N/A is shown where the base number of responses is less than 10 during the period. % is calculated as Quantity/Base number\*100

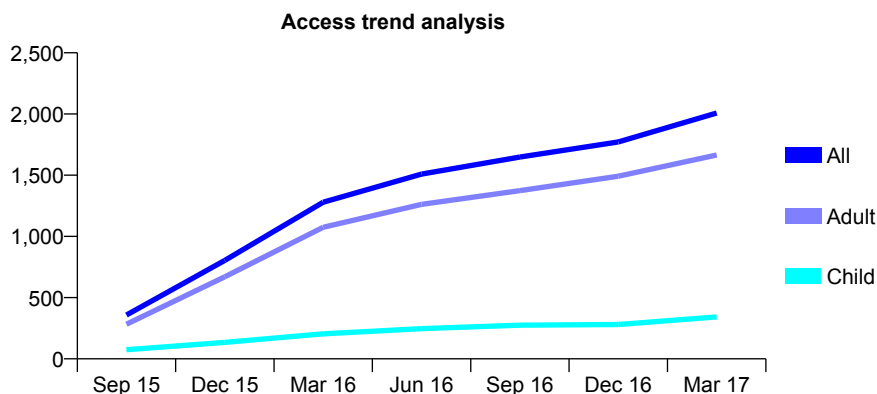
## Q56 - Vital Signs At a Glance Contract Report for 836036/0003 - Year end March 2017

Name or company name	MR BS SANGHERA
Contract type name	GDS Contract
Purpose of contract	General
Contract start date	01/07/2015
Contract end date	

16/17 Contracted general activity (UDA)	4,123
Carry forward general activity (UDA)	-35
16/17 Contracted orthodontic activity (UOA)	0
Carry forward orthodontic activity (UOA)	0
Baseline contract value	£147,417.77

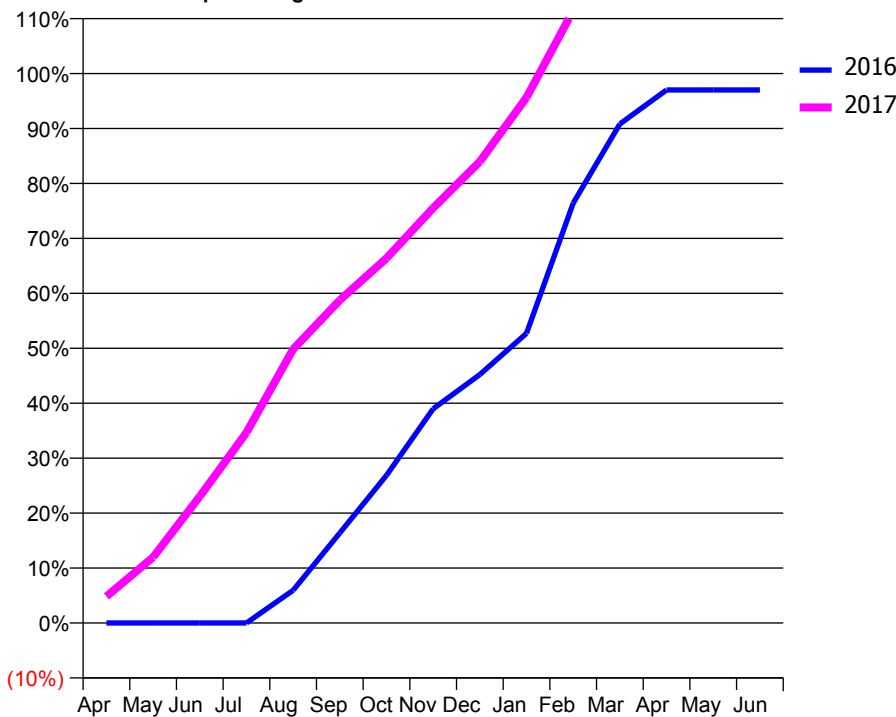
### ACCESS\*

Patients seen in 24 months	Total	Change since previous quarter
Quarter ending March 2016	1,279	
Quarter ending June 2016	1,509	↑
Quarter ending September 2016	1,649	↑
Quarter ending December 2016	1,772	↑
Quarter ending March 2017	2,008	↑
<b>Variance since March 2016</b>	<b>57.0%</b>	<b>↑</b>



### ACTIVITY

Cumulative percentage of contracted UDA delivered 2016 & 2017



Month	Adjusted Scheduled Activity (UDA)	
	2016	2017
April	0	200
May	0	493
June	0	950
July	0	1,429
August	245	2,054
September	675	2,423
October	1,108	2,737
November	1,607	3,114
December	1,864	3,462
January	2,174	3,943
February	3,150	4,595
March	3,744	5,305
April	3,999	5,504
May	3,999	5,504
June	3,999	5,505

### QUALITY

	Quantity	Base Number	Contract	AT	Region	England
% of FP17s for the same patient ID Re-attending within 3 months - Children	16	461	3.5%	11.2%	12.0%	12.3%
% of FP17s for the same patient ID Re-attending within 3 months - Adults	268	2,268	11.8%	15.2%	16.0%	16.7%
% of FP17s for the same patient ID Re-attending between 3 & 9 months - Children	200	461	43.4%	58.8%	58.8%	57.6%
% of FP17s for the same patient ID Re-attending between 3 & 9 months - Adults	926	2,268	40.8%	49.2%	51.2%	50.1%
% of FP17s for Band 1 Urgent Courses	71	2,716	2.6%	9.5%	8.0%	9.1%
% of FP17s Relating to Free Repair or Replacements	26	2,716	1.0%	0.8%	0.8%	0.8%
% of FP17s Relating to Continuations	105	2,716	3.9%	1.3%	1.2%	1.2%
% of Patients satisfied with the dentistry they have received	5	5	N/A	91.9%	92.7%	92.8%
% of Patients satisfied with the time they had to wait for an appointment	5	5	N/A	86.5%	89.1%	88.7%

\* This is based on patients treated on this contract for their most recent course of treatment. Figures in italics indicate the base number of FP17s or Patient Questionnaire responses are less than 100. N/A is shown where the base number of responses is less than 10 during the period. % is calculated as Quantity/Base number\*100

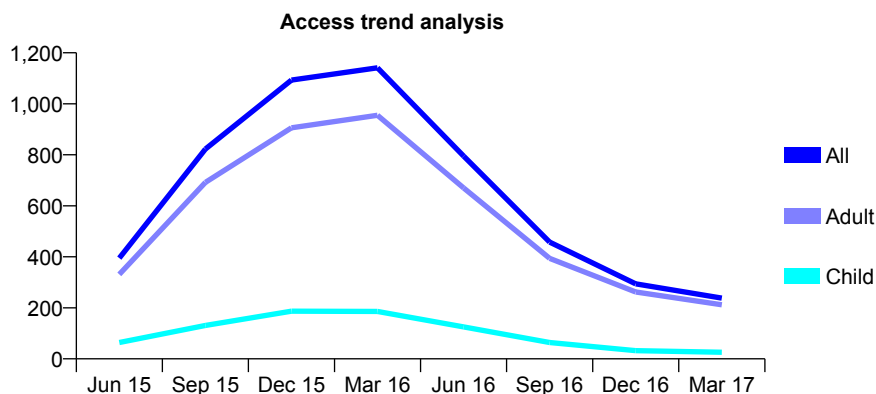
## Q56 - Vital Signs At a Glance Contract Report for 838926/0002 - Year end March 2017

Name or company name	MRS CP BUTLER
Contract type name	GDS Contract
Purpose of contract	General
Contract start date	03/04/2015
Contract end date	05/04/2016

16/17 Contracted general activity (UDA)	55
Carry forward general activity (UDA)	0
16/17 Contracted orthodontic activity (UOA)	0
Carry forward orthodontic activity (UOA)	0
Baseline contract value	£1,391.16

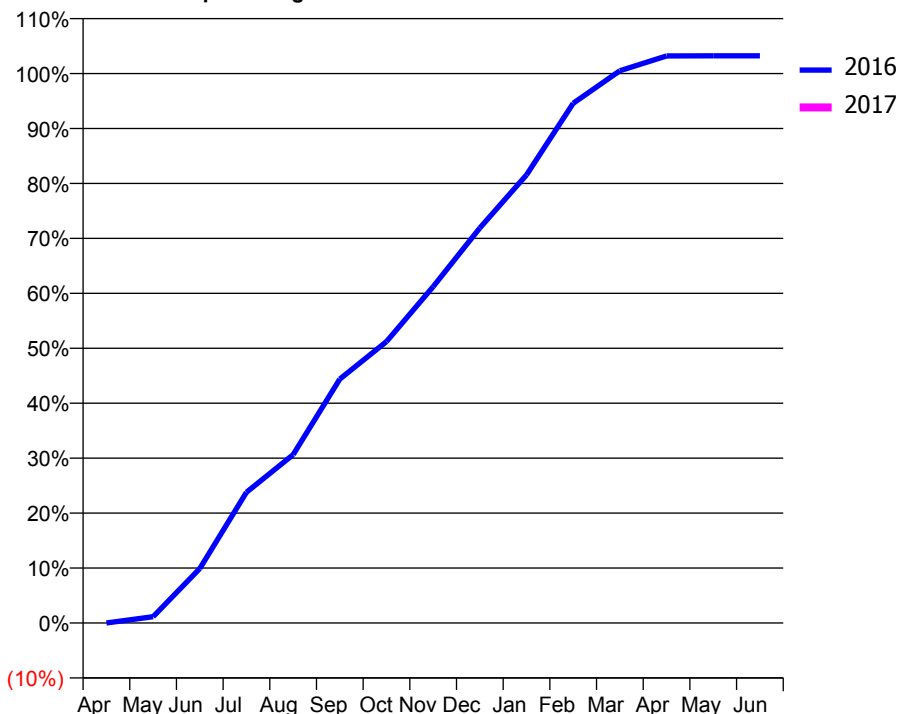
### ACCESS\*

Patients seen in 24 months	Total	Change since previous quarter
Quarter ending March 2016	1,141	
Quarter ending June 2016	795	↓
Quarter ending September 2016	458	↓
Quarter ending December 2016	294	↓
Quarter ending March 2017	238	↓
<b>Variance since March 2016</b>	<b>(79.1%)</b>	<b>↓</b>



### ACTIVITY

Cumulative percentage of contracted UDA delivered 2016 & 2017



Adjusted Scheduled Activity (UDA)

Month	2016	2017
April	0	177
May	57	186
June	490	186
July	1,175	186
August	1,513	186
September	2,193	186
October	2,530	186
November	3,023	186
December	3,551	186
January	4,028	186
February	4,671	186
March	4,964	186
April	5,097	186
May	5,098	186
June	5,098	186

### QUALITY

	Quantity	Base Number	Contract	AT	Region	England
% of FP17s for the same patient ID Re-attending within 3 months - Children	6	30	20.0%	11.2%	12.0%	12.3%
% of FP17s for the same patient ID Re-attending within 3 months - Adults	27	126	21.4%	15.2%	16.0%	16.7%
% of FP17s for the same patient ID Re-attending between 3 & 9 months - Children	15	30	50.0%	58.8%	58.8%	57.6%
% of FP17s for the same patient ID Re-attending between 3 & 9 months - Adults	69	126	54.8%	49.2%	51.2%	50.1%
% of FP17s for Band 1 Urgent Courses	0	105	0.0%	9.5%	8.0%	9.1%
% of FP17s Relating to Free Repair or Replacements	0	105	0.0%	0.8%	0.8%	0.8%
% of FP17s Relating to Continuations	0	105	0.0%	1.3%	1.2%	1.2%
% of Patients satisfied with the dentistry they have received	0	0	N/A	91.9%	92.7%	92.8%
% of Patients satisfied with the time they had to wait for an appointment	0	0	N/A	86.5%	89.1%	88.7%

\* This is based on patients treated on this contract for their most recent course of treatment. Figures in italics indicate the base number of FP17s or Patient Questionnaire responses are less than 100. N/A is shown where the base number of responses is less than 10 during the period. % is calculated as Quantity/Base number\*100

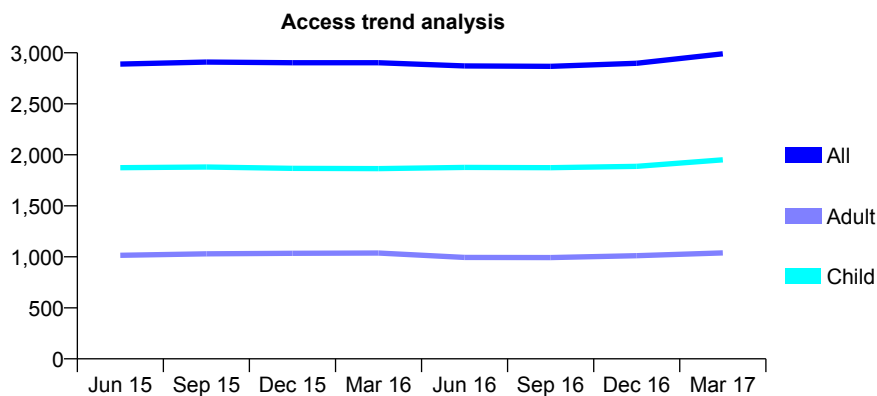
## Q56 - Vital Signs At a Glance Contract Report for 839841/0003 - Year end March 2017

Name or company name	MISS GM O'CALLAGHAN
Contract type name	GDS Contract
Purpose of contract	General
Contract start date	01/04/2006
Contract end date	

16/17 Contracted general activity (UDA)	9,313
Carry forward general activity (UDA)	261
16/17 Contracted orthodontic activity (UOA)	0
Carry forward orthodontic activity (UOA)	0
Baseline contract value	£227,694.65

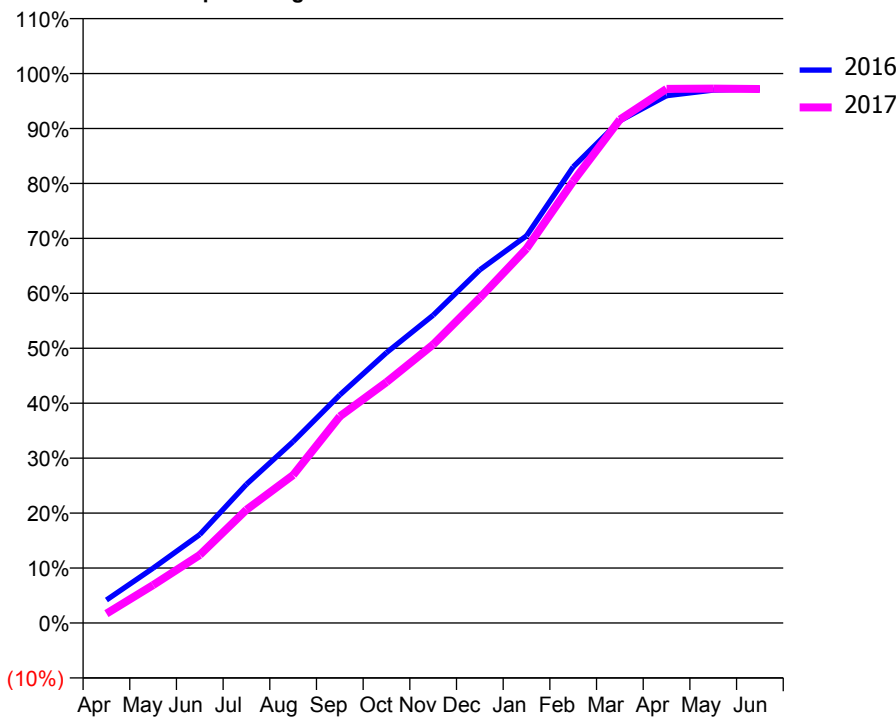
### ACCESS\*

Patients seen in 24 months	Total	Change since previous quarter
Quarter ending March 2016	2,902	
Quarter ending June 2016	2,871	↓
Quarter ending September 2016	2,867	→
Quarter ending December 2016	2,898	→
Quarter ending March 2017	2,990	↑
<b>Variance since March 2016</b>	<b>3.0%</b>	<b>↑</b>



### ACTIVITY

Cumulative percentage of contracted UDA delivered 2016 & 2017



Month	Adjusted Scheduled Activity (UDA)	
	2016	2017
April	391	160
May	930	642
June	1,500	1,154
July	2,352	1,920
August	3,074	2,508
September	3,866	3,502
October	4,581	4,082
November	5,216	4,721
December	5,985	5,510
January	6,563	6,345
February	7,731	7,485
March	8,513	8,532
April	8,937	9,051
May	9,031	9,058
June	9,052	9,050

### QUALITY

	Quantity	Base Number	Contract	AT	Region	England
% of FP17s for the same patient ID Re-attending within 3 months - Children	421	3,620	11.6%	11.2%	12.0%	12.3%
% of FP17s for the same patient ID Re-attending within 3 months - Adults	389	1,410	27.6%	15.2%	16.0%	16.7%
% of FP17s for the same patient ID Re-attending between 3 & 9 months - Children	2,360	3,620	65.2%	58.8%	58.8%	57.6%
% of FP17s for the same patient ID Re-attending between 3 & 9 months - Adults	691	1,410	49.0%	49.2%	51.2%	50.1%
% of FP17s for Band 1 Urgent Courses	378	4,908	7.7%	9.5%	8.0%	9.1%
% of FP17s Relating to Free Repair or Replacements	0	4,908	0.0%	0.8%	0.8%	0.8%
% of FP17s Relating to Continuations	4	4,908	0.1%	1.3%	1.2%	1.2%
% of Patients satisfied with the dentistry they have received	3	3	N/A	91.9%	92.7%	92.8%
% of Patients satisfied with the time they had to wait for an appointment	3	3	N/A	86.5%	89.1%	88.7%

\* This is based on patients treated on this contract for their most recent course of treatment. Figures in italics indicate the base number of FP17s or Patient Questionnaire responses are less than 100. N/A is shown where the base number of responses is less than 10 during the period. % is calculated as Quantity/Base number\*100

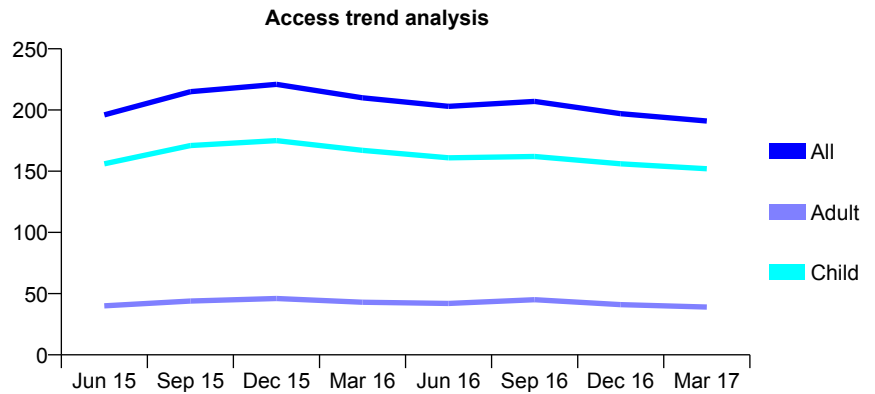
## Q56 - Vital Signs At a Glance Contract Report for 840718/0001 - Year end March 2017

Name or company name	MR LS KHANGURA
Contract type name	GDS Contract
Purpose of contract	General
Contract start date	01/04/2006
Contract end date	

16/17 Contracted general activity (UDA)	430
Carry forward general activity (UDA)	0
16/17 Contracted orthodontic activity (UOA)	0
Carry forward orthodontic activity (UOA)	0
Baseline contract value	£11,228.80

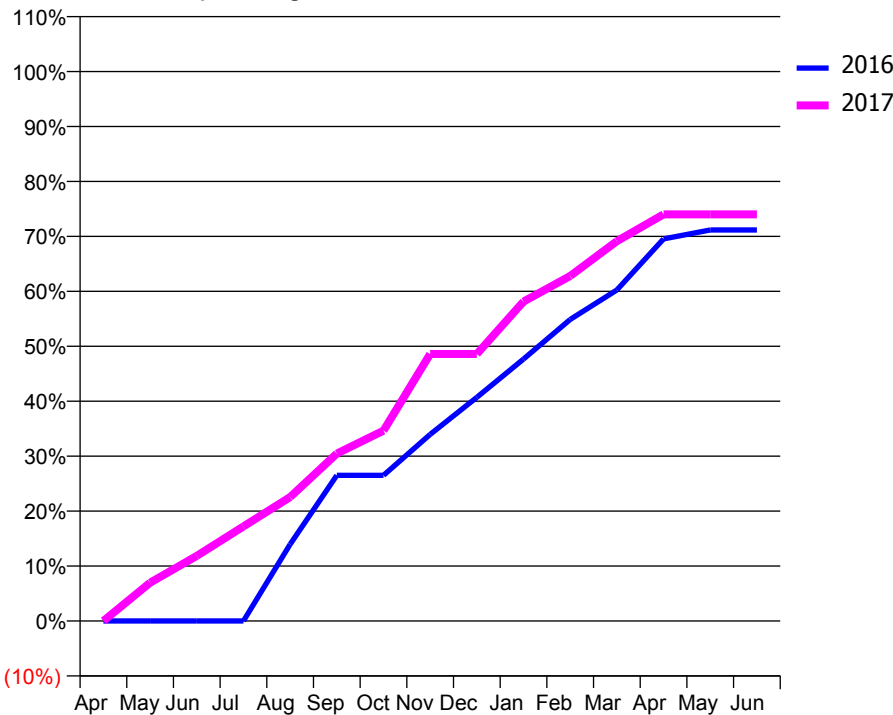
### ACCESS\*

Patients seen in 24 months	Total	Change since previous quarter
Quarter ending March 2016	210	
Quarter ending June 2016	203	↓
Quarter ending September 2016	207	→
Quarter ending December 2016	197	↓
Quarter ending March 2017	191	↓
<b>Variance since March 2016</b>	<b>(9.0%)</b>	<b>↓</b>



### ACTIVITY

Cumulative percentage of contracted UDA delivered 2016 & 2017



Month	Adjusted Scheduled Activity (UDA)	
	2016	2017
April	0	0
May	0	30
June	0	51
July	0	74
August	60	97
September	114	131
October	114	149
November	146	209
December	175	209
January	205	250
February	236	270
March	259	297
April	299	318
May	306	318
June	306	318

### QUALITY

	Quantity	Base Number	Contract	AT	Region	England
% of FP17s for the same patient ID Re-attending within 3 months - Children	6	255	2.4%	11.2%	12.0%	12.3%
% of FP17s for the same patient ID Re-attending within 3 months - Adults	3	31	9.7%	15.2%	16.0%	16.7%
% of FP17s for the same patient ID Re-attending between 3 & 9 months - Children	186	255	72.9%	58.8%	58.8%	57.6%
% of FP17s for the same patient ID Re-attending between 3 & 9 months - Adults	21	31	67.7%	49.2%	51.2%	50.1%
% of FP17s for Band 1 Urgent Courses	1	258	0.4%	9.5%	8.0%	9.1%
% of FP17s Relating to Free Repair or Replacements	0	258	0.0%	0.8%	0.8%	0.8%
% of FP17s Relating to Continuations	0	258	0.0%	1.3%	1.2%	1.2%
% of Patients satisfied with the dentistry they have received	0	0	N/A	91.9%	92.7%	92.8%
% of Patients satisfied with the time they had to wait for an appointment	0	0	N/A	86.5%	89.1%	88.7%

\* This is based on patients treated on this contract for their most recent course of treatment. Figures in italics indicate the base number of FP17s or Patient Questionnaire responses are less than 100. N/A is shown where the base number of responses is less than 10 during the period. % is calculated as Quantity/Base number\*100

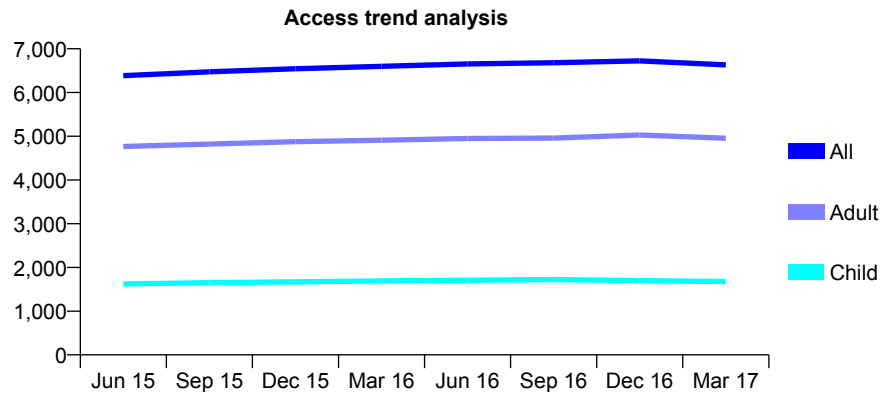
## Q56 - Vital Signs At a Glance Contract Report for 842281/0002 - Year end March 2017

Name or company name	MR PS ROLFE
Contract type name	GDS Contract
Purpose of contract	General
Contract start date	16/12/2007
Contract end date	

16/17 Contracted general activity (UDA)	19,224
Carry forward general activity (UDA)	-384
16/17 Contracted orthodontic activity (UOA)	0
Carry forward orthodontic activity (UOA)	0
Baseline contract value	£525,450.92

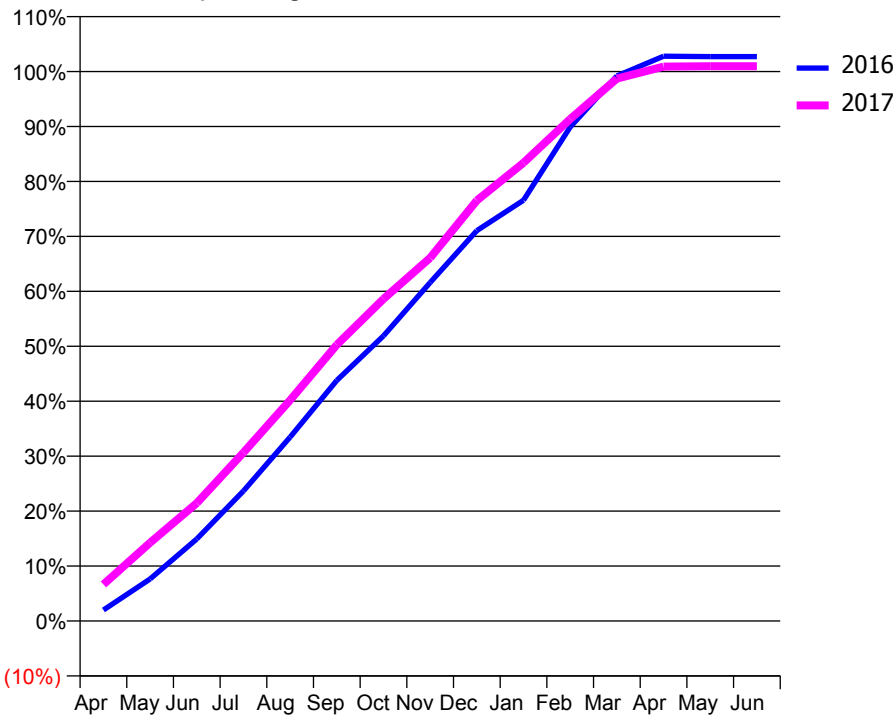
### ACCESS\*

Patients seen in 24 months	Total	Change since previous quarter
Quarter ending March 2016	6,598	
Quarter ending June 2016	6,655	→
Quarter ending September 2016	6,681	→
Quarter ending December 2016	6,725	→
Quarter ending March 2017	6,631	↓
<b>Variance since March 2016</b>	<b>0.5%</b>	<b>→</b>



### ACTIVITY

Cumulative percentage of contracted UDA delivered 2016 & 2017



Month	Adjusted Scheduled Activity (UDA)	
	2016	2017
April	385	1,281
May	1,471	2,741
June	2,869	4,124
July	4,550	5,895
August	6,437	7,730
September	8,419	9,663
October	9,974	11,268
November	11,841	12,706
December	13,657	14,711
January	14,720	16,033
February	17,280	17,559
March	19,070	18,974
April	19,759	19,396
May	19,745	19,409
June	19,744	19,411

### QUALITY

	Quantity	Base Number	Contract	AT	Region	England
% of FP17s for the same patient ID Re-attending within 3 months - Children	443	2,935	15.1%	11.2%	12.0%	12.3%
% of FP17s for the same patient ID Re-attending within 3 months - Adults	1,498	7,522	19.9%	15.2%	16.0%	16.7%
% of FP17s for the same patient ID Re-attending between 3 & 9 months - Children	1,827	2,935	62.2%	58.8%	58.8%	57.6%
% of FP17s for the same patient ID Re-attending between 3 & 9 months - Adults	3,574	7,522	47.5%	49.2%	51.2%	50.1%
% of FP17s for Band 1 Urgent Courses	1,344	10,352	13.0%	9.5%	8.0%	9.1%
% of FP17s Relating to Free Repair or Replacements	53	10,352	0.5%	0.8%	0.8%	0.8%
% of FP17s Relating to Continuations	92	10,352	0.9%	1.3%	1.2%	1.2%
% of Patients satisfied with the dentistry they have received	14	15	93.3%	91.9%	92.7%	92.8%
% of Patients satisfied with the time they had to wait for an appointment	15	15	100.0%	86.5%	89.1%	88.7%

\* This is based on patients treated on this contract for their most recent course of treatment. Figures in italics indicate the base number of FP17s or Patient Questionnaire responses are less than 100. N/A is shown where the base number of responses is less than 10 during the period. % is calculated as Quantity/Base number\*100



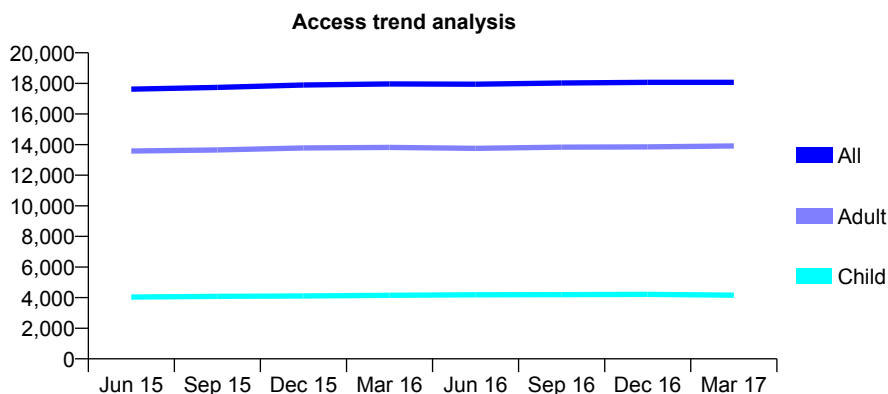
## Q56 - Vital Signs At a Glance Contract Report for 843059/0001 - Year end March 2017

Name or company name	Mr S Camderman and M Birgani
Contract type name	GDS Contract
Purpose of contract	General
Contract start date	01/04/2006
Contract end date	

16/17 Contracted general activity (UDA)	46,679
Carry forward general activity (UDA)	200
16/17 Contracted orthodontic activity (UOA)	0
Carry forward orthodontic activity (UOA)	0
Baseline contract value	£1,267,776.30

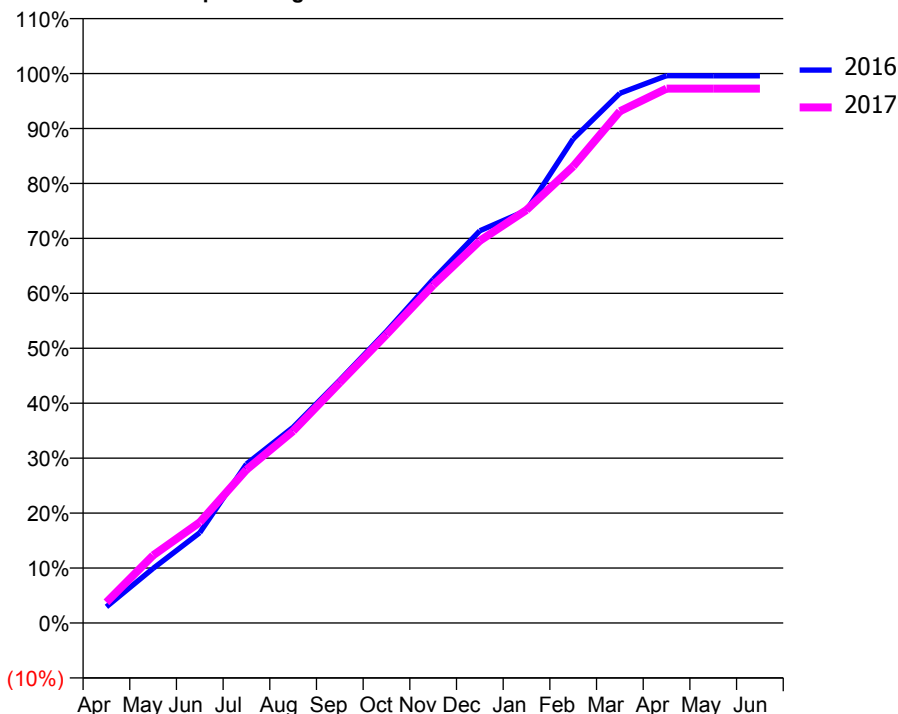
### ACCESS\*

Patients seen in 24 months	Total	Change since previous quarter
Quarter ending March 2016	17,966	
Quarter ending June 2016	17,950	→
Quarter ending September 2016	18,026	→
Quarter ending December 2016	18,066	→
Quarter ending March 2017	18,069	→
<b>Variance since March 2016</b>	<b>0.6%</b>	<b>→</b>



### ACTIVITY

Cumulative percentage of contracted UDA delivered 2016 & 2017



Month	Adjusted Scheduled Activity (UDA)	
	2016	2017
April	1,372	1,766
May	4,642	5,746
June	7,679	8,560
July	13,509	13,020
August	16,631	16,306
September	20,635	20,416
October	24,782	24,510
November	29,191	28,700
December	33,320	32,474
January	35,049	35,092
February	41,120	38,786
March	44,996	43,473
April	46,492	45,390
May	46,479	45,397
June	46,479	45,399

### QUALITY

	Quantity	Base Number	Contract	AT	Region	England
% of FP17s for the same patient ID Re-attending within 3 months - Children	344	5,437	6.3%	11.2%	12.0%	12.3%
% of FP17s for the same patient ID Re-attending within 3 months - Adults	2,420	17,960	13.5%	15.2%	16.0%	16.7%
% of FP17s for the same patient ID Re-attending between 3 & 9 months - Children	2,848	5,437	52.4%	58.8%	58.8%	57.6%
% of FP17s for the same patient ID Re-attending between 3 & 9 months - Adults	8,788	17,960	48.9%	49.2%	51.2%	50.1%
% of FP17s for Band 1 Urgent Courses	1,741	23,433	7.4%	9.5%	8.0%	9.1%
% of FP17s Relating to Free Repair or Replacements	144	23,433	0.6%	0.8%	0.8%	0.8%
% of FP17s Relating to Continuations	239	23,433	1.0%	1.3%	1.2%	1.2%
% of Patients satisfied with the dentistry they have received	19	21	90.5%	91.9%	92.7%	92.8%
% of Patients satisfied with the time they had to wait for an appointment	19	21	90.5%	86.5%	89.1%	88.7%

\* This is based on patients treated on this contract for their most recent course of treatment. Figures in italics indicate the base number of FP17s or Patient Questionnaire responses are less than 100. N/A is shown where the base number of responses is less than 10 during the period. % is calculated as Quantity/Base number\*100

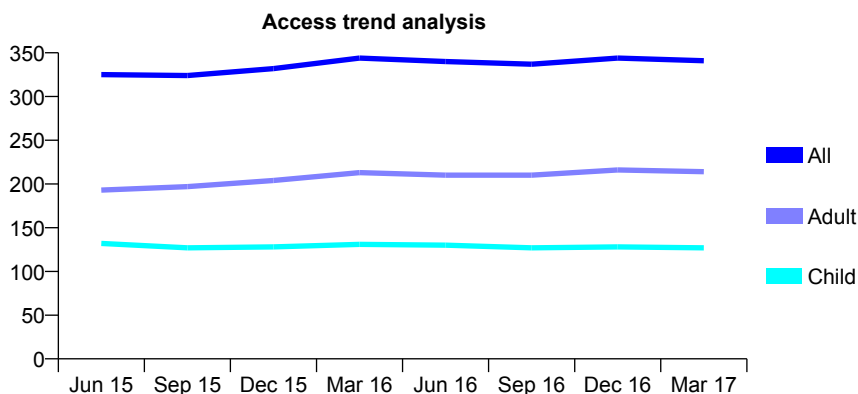
## Q56 - Vital Signs At a Glance Contract Report for 847151/0001 - Year end March 2017

Name or company name	MR RB DE VILLIERS
Contract type name	GDS Contract
Purpose of contract	General
Contract start date	01/04/2006
Contract end date	

16/17 Contracted general activity (UDA)	1,081
Carry forward general activity (UDA)	-15
16/17 Contracted orthodontic activity (UOA)	0
Carry forward orthodontic activity (UOA)	0
Baseline contract value	£24,815.79

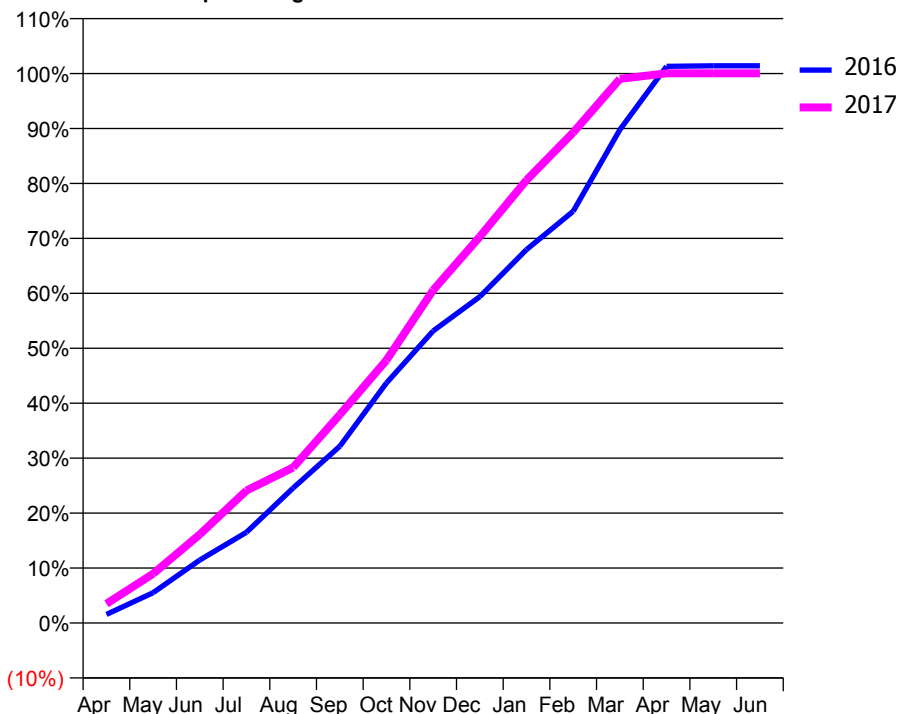
### ACCESS\*

Patients seen in 24 months	Total	Change since previous quarter
Quarter ending March 2016	344	
Quarter ending June 2016	340	↓
Quarter ending September 2016	337	→
Quarter ending December 2016	344	↑
Quarter ending March 2017	341	→
<b>Variance since March 2016</b>	<b>(0.9%)</b>	→



### ACTIVITY

Cumulative percentage of contracted UDA delivered 2016 & 2017



Month	Adjusted Scheduled Activity (UDA)	
	2016	2017
April	17	38
May	60	97
June	124	174
July	179	261
August	266	306
September	348	410
October	472	517
November	575	655
December	642	760
January	735	871
February	810	965
March	971	1,070
April	1,095	1,081
May	1,096	1,081
June	1,096	1,081

### QUALITY

	Quantity	Base Number	Contract	AT	Region	England
% of FP17s for the same patient ID Re-attending within 3 months - Children	6	214	2.8%	11.2%	12.0%	12.3%
% of FP17s for the same patient ID Re-attending within 3 months - Adults	54	364	14.8%	15.2%	16.0%	16.7%
% of FP17s for the same patient ID Re-attending between 3 & 9 months - Children	159	214	74.3%	58.8%	58.8%	57.6%
% of FP17s for the same patient ID Re-attending between 3 & 9 months - Adults	242	364	66.5%	49.2%	51.2%	50.1%
% of FP17s for Band 1 Urgent Courses	32	529	6.0%	9.5%	8.0%	9.1%
% of FP17s Relating to Free Repair or Replacements	1	529	0.2%	0.8%	0.8%	0.8%
% of FP17s Relating to Continuations	8	529	1.5%	1.3%	1.2%	1.2%
% of Patients satisfied with the dentistry they have received	2	2	N/A	91.9%	92.7%	92.8%
% of Patients satisfied with the time they had to wait for an appointment	2	2	N/A	86.5%	89.1%	88.7%

\* This is based on patients treated on this contract for their most recent course of treatment. Figures in italics indicate the base number of FP17s or Patient Questionnaire responses are less than 100. N/A is shown where the base number of responses is less than 10 during the period. % is calculated as Quantity/Base number\*100

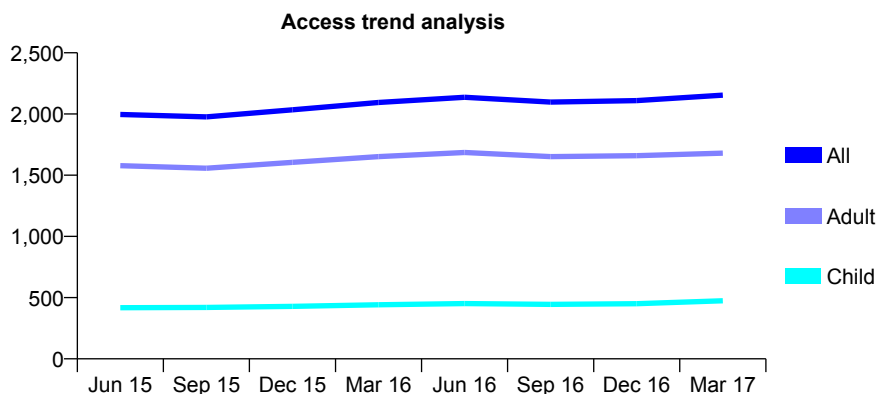
## Q56 - Vital Signs At a Glance Contract Report for 855847/0001 - Year end March 2017

Name or company name	MR A BEHNIA
Contract type name	GDS Contract
Purpose of contract	General
Contract start date	01/08/2006
Contract end date	

16/17 Contracted general activity (UDA)	5,679
Carry forward general activity (UDA)	-16
16/17 Contracted orthodontic activity (UOA)	0
Carry forward orthodontic activity (UOA)	0
Baseline contract value	£130,669.39

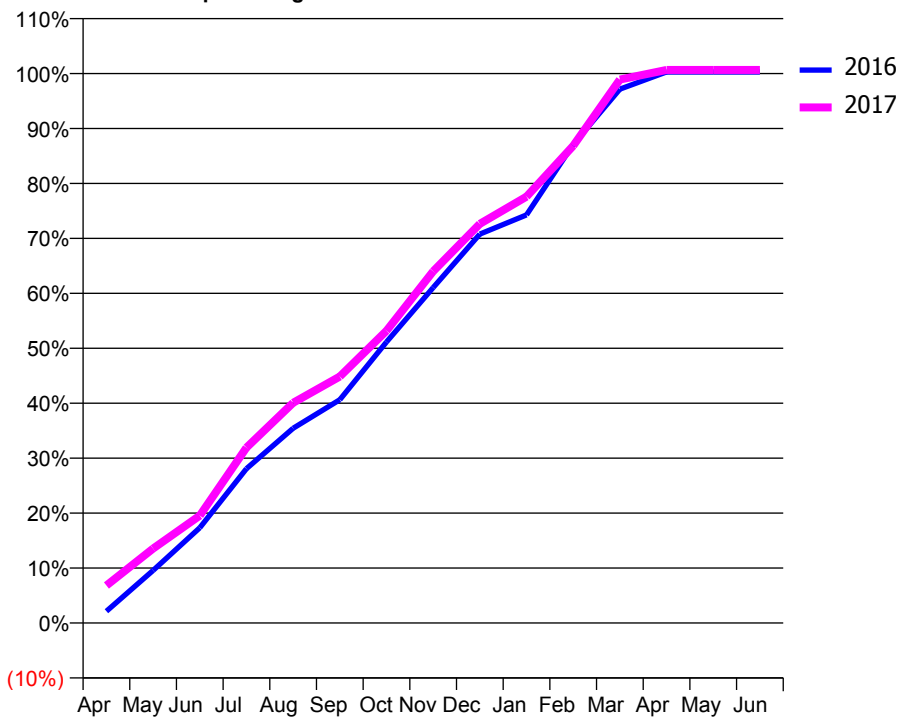
### ACCESS\*

Patients seen in 24 months	Total	Change since previous quarter
Quarter ending March 2016	2,094	
Quarter ending June 2016	2,137	↑
Quarter ending September 2016	2,097	↓
Quarter ending December 2016	2,110	→
Quarter ending March 2017	2,154	↑
<b>Variance since March 2016</b>	<b>2.9%</b>	<b>↑</b>



### ACTIVITY

Cumulative percentage of contracted UDA delivered 2016 & 2017



Month	Adjusted Scheduled Activity (UDA)	
	2016	2017
April	122	388
May	543	770
June	985	1,110
July	1,595	1,813
August	2,012	2,276
September	2,308	2,548
October	2,905	3,020
November	3,467	3,634
December	4,019	4,125
January	4,217	4,406
February	4,945	4,932
March	5,517	5,616
April	5,695	5,716
May	5,695	5,716
June	5,695	5,716

### QUALITY

	Quantity	Base Number	Contract	AT	Region	England
% of FP17s for the same patient ID Re-attending within 3 months - Children	32	698	4.6%	11.2%	12.0%	12.3%
% of FP17s for the same patient ID Re-attending within 3 months - Adults	154	2,320	6.6%	15.2%	16.0%	16.7%
% of FP17s for the same patient ID Re-attending between 3 & 9 months - Children	467	698	66.9%	58.8%	58.8%	57.6%
% of FP17s for the same patient ID Re-attending between 3 & 9 months - Adults	1,455	2,320	62.7%	49.2%	51.2%	50.1%
% of FP17s for Band 1 Urgent Courses	47	2,982	1.6%	9.5%	8.0%	9.1%
% of FP17s Relating to Free Repair or Replacements	1	2,982	0.0%	0.8%	0.8%	0.8%
% of FP17s Relating to Continuations	0	2,982	0.0%	1.3%	1.2%	1.2%
% of Patients satisfied with the dentistry they have received	5	5	N/A	91.9%	92.7%	92.8%
% of Patients satisfied with the time they had to wait for an appointment	5	5	N/A	86.5%	89.1%	88.7%

\* This is based on patients treated on this contract for their most recent course of treatment. Figures in italics indicate the base number of FP17s or Patient Questionnaire responses are less than 100. N/A is shown where the base number of responses is less than 10 during the period. % is calculated as Quantity/Base number\*100

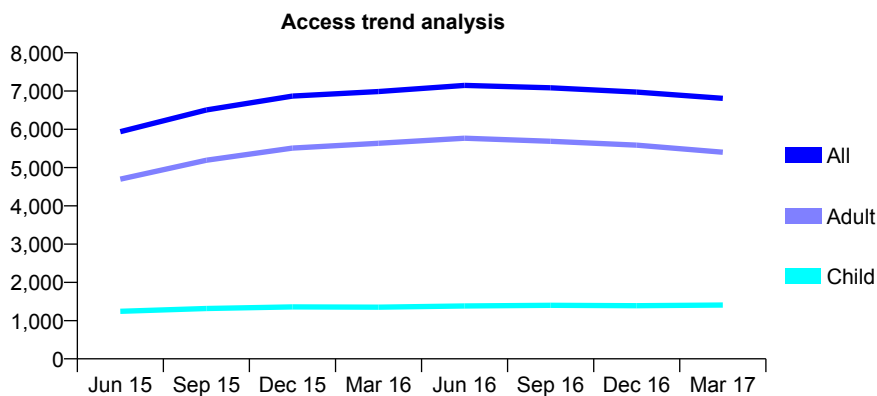
## Q56 - Vital Signs At a Glance Contract Report for 883840/0001 - Year end March 2017

Name or company name	MS I PODDAR
Contract type name	GDS Contract
Purpose of contract	General
Contract start date	01/08/2014
Contract end date	

16/17 Contracted general activity (UDA)	21,000
Carry forward general activity (UDA)	-420
16/17 Contracted orthodontic activity (UOA)	0
Carry forward orthodontic activity (UOA)	0
Baseline contract value	£446,638.06

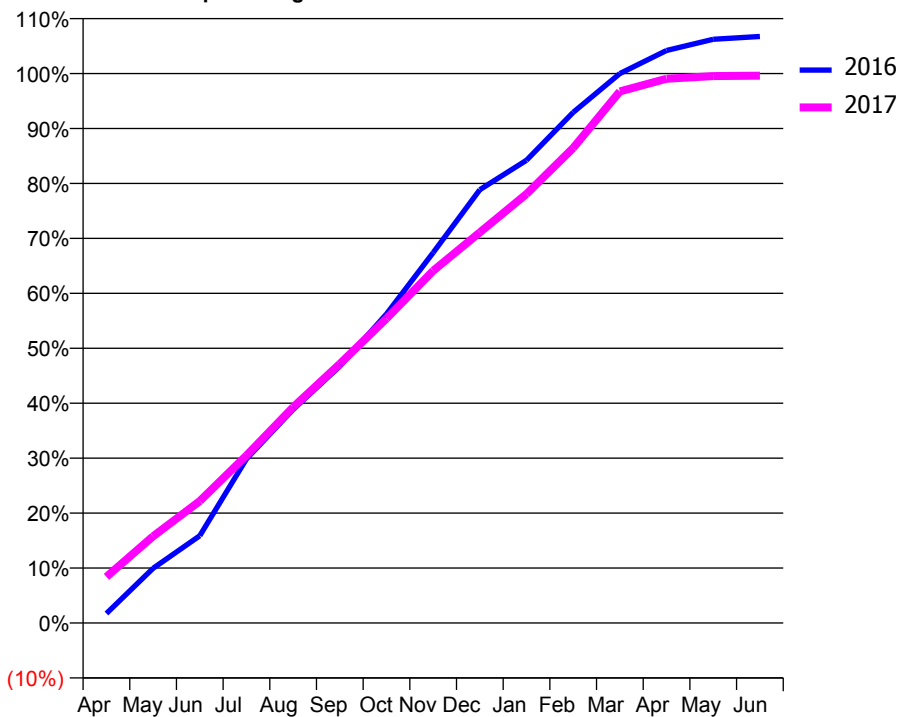
### ACCESS\*

Patients seen in 24 months	Total	Change since previous quarter
Quarter ending March 2016	6,986	
Quarter ending June 2016	7,148	↑
Quarter ending September 2016	7,085	→
Quarter ending December 2016	6,975	↓
Quarter ending March 2017	6,808	↓
<b>Variance since March 2016</b>	<b>(2.5%)</b>	<b>↓</b>



### ACTIVITY

Cumulative percentage of contracted UDA delivered 2016 & 2017



Month	Adjusted Scheduled Activity (UDA)	
	2016	2017
April	364	1,764
May	2,091	3,313
June	3,335	4,662
July	6,273	6,403
August	8,162	8,246
September	9,812	9,904
October	11,810	11,639
November	14,153	13,460
December	16,559	14,927
January	17,685	16,397
February	19,515	18,153
March	20,996	20,316
April	21,878	20,800
May	22,309	20,899
June	22,416	20,915

### QUALITY

	Quantity	Base Number	Contract	AT	Region	England
% of FP17s for the same patient ID Re-attending within 3 months - Children	116	2,093	5.5%	11.2%	12.0%	12.3%
% of FP17s for the same patient ID Re-attending within 3 months - Adults	1,052	7,584	13.9%	15.2%	16.0%	16.7%
% of FP17s for the same patient ID Re-attending between 3 & 9 months - Children	1,255	2,093	60.0%	58.8%	58.8%	57.6%
% of FP17s for the same patient ID Re-attending between 3 & 9 months - Adults	4,009	7,584	52.9%	49.2%	51.2%	50.1%
% of FP17s for Band 1 Urgent Courses	291	9,225	3.2%	9.5%	8.0%	9.1%
% of FP17s Relating to Free Repair or Replacements	185	9,225	2.0%	0.8%	0.8%	0.8%
% of FP17s Relating to Continuations	83	9,225	0.9%	1.3%	1.2%	1.2%
% of Patients satisfied with the dentistry they have received	8	8	N/A	91.9%	92.7%	92.8%
% of Patients satisfied with the time they had to wait for an appointment	6	8	N/A	86.5%	89.1%	88.7%

\* This is based on patients treated on this contract for their most recent course of treatment. Figures in italics indicate the base number of FP17s or Patient Questionnaire responses are less than 100. N/A is shown where the base number of responses is less than 10 during the period. % is calculated as Quantity/Base number\*100

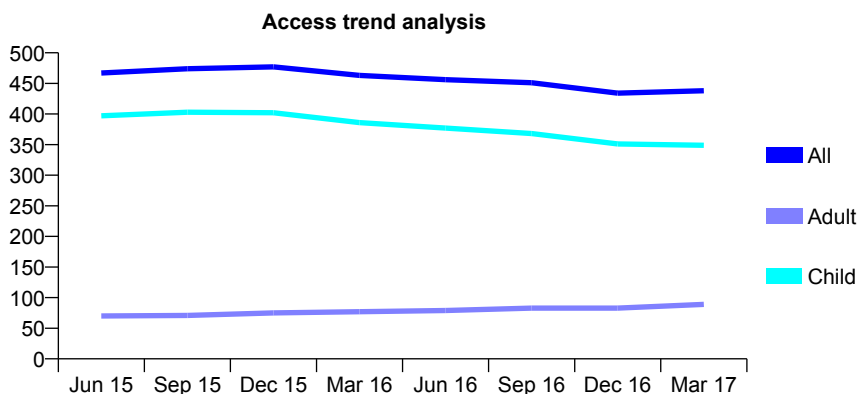
## Q56 - Vital Signs At a Glance Contract Report for 904945/0001 - Year end March 2017

Name or company name	MR GV SHAW
Contract type name	GDS Contract
Purpose of contract	General
Contract start date	01/04/2006
Contract end date	

16/17 Contracted general activity (UDA)	1,586
Carry forward general activity (UDA)	16
16/17 Contracted orthodontic activity (UOA)	0
Carry forward orthodontic activity (UOA)	0
Baseline contract value	£40,943.09

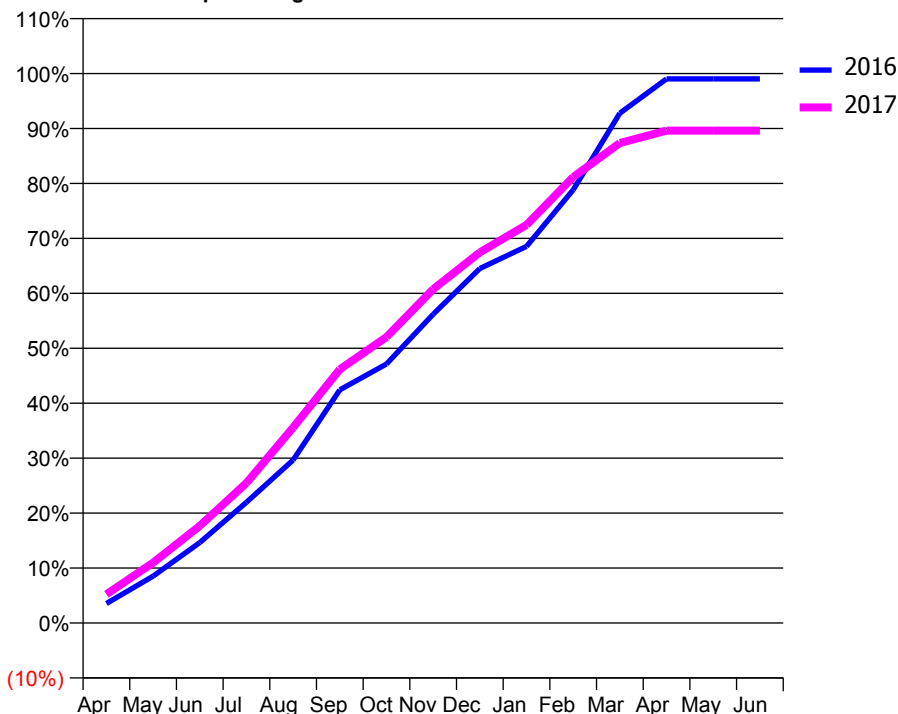
### ACCESS\*

Patients seen in 24 months	Total	Change since previous quarter
Quarter ending March 2016	463	
Quarter ending June 2016	456	↓
Quarter ending September 2016	451	↓
Quarter ending December 2016	434	↓
Quarter ending March 2017	438	→
<b>Variance since March 2016</b>	<b>(5.4%)</b>	<b>↓</b>



### ACTIVITY

Cumulative percentage of contracted UDA delivered 2016 & 2017



Adjusted Scheduled Activity (UDA)

Month	2016	2017
April	56	83
May	135	174
June	232	280
July	349	404
August	471	564
September	673	732
October	748	825
November	891	964
December	1,023	1,070
January	1,087	1,149
February	1,250	1,287
March	1,471	1,385
April	1,570	1,421
May	1,570	1,421
June	1,570	1,421

### QUALITY

	Quantity	Base Number	Contract	AT	Region	England
% of FP17s for the same patient ID Re-attending within 3 months - Children	57	642	8.9%	11.2%	12.0%	12.3%
% of FP17s for the same patient ID Re-attending within 3 months - Adults	1	49	2.0%	15.2%	16.0%	16.7%
% of FP17s for the same patient ID Re-attending between 3 & 9 months - Children	439	642	68.4%	58.8%	58.8%	57.6%
% of FP17s for the same patient ID Re-attending between 3 & 9 months - Adults	39	49	79.6%	49.2%	51.2%	50.1%
% of FP17s for Band 1 Urgent Courses	6	677	0.9%	9.5%	8.0%	9.1%
% of FP17s Relating to Free Repair or Replacements	0	677	0.0%	0.8%	0.8%	0.8%
% of FP17s Relating to Continuations	21	677	3.1%	1.3%	1.2%	1.2%
% of Patients satisfied with the dentistry they have received	1	1	N/A	91.9%	92.7%	92.8%
% of Patients satisfied with the time they had to wait for an appointment	1	1	N/A	86.5%	89.1%	88.7%

\* This is based on patients treated on this contract for their most recent course of treatment. Figures in italics indicate the base number of FP17s or Patient Questionnaire responses are less than 100. N/A is shown where the base number of responses is less than 10 during the period. % is calculated as Quantity/Base number\*100

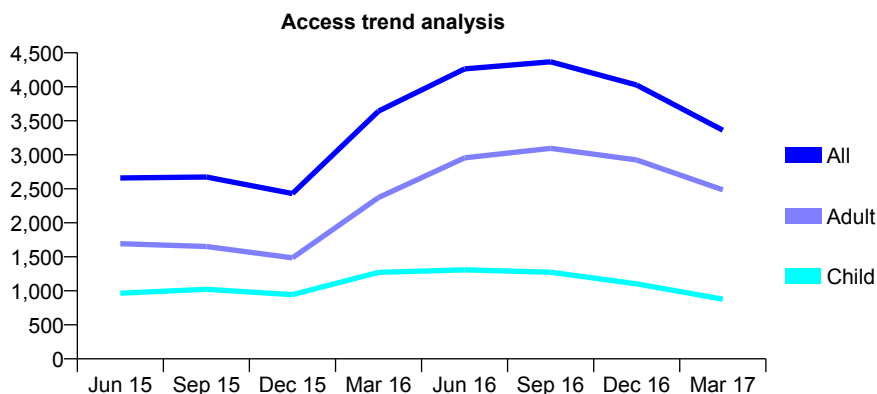
## Q56 - Vital Signs At a Glance Contract Report for 905941/0001 - Year end March 2017

Name or company name	MR JQ PEIRSON
Contract type name	GDS Contract
Purpose of contract	General and Orthodontic
Contract start date	01/04/2006
Contract end date	

16/17 Contracted general activity (UDA)	10,641
Carry forward general activity (UDA)	-46
16/17 Contracted orthodontic activity (UOA)	68
Carry forward orthodontic activity (UOA)	0
Baseline contract value	£314,850.98

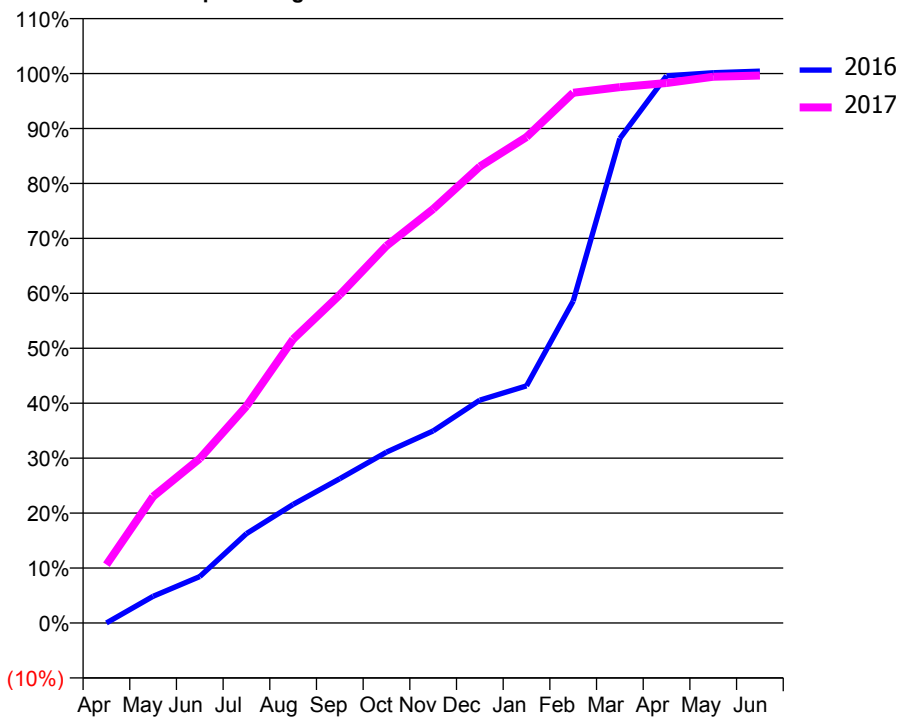
### ACCESS\*

Patients seen in 24 months	Total	Change since previous quarter
Quarter ending March 2016	3,643	
Quarter ending June 2016	4,264	↑
Quarter ending September 2016	4,368	↑
Quarter ending December 2016	4,027	↓
Quarter ending March 2017	3,362	↓
<b>Variance since March 2016</b>	<b>(7.7%)</b>	<b>↓</b>



### ACTIVITY

Cumulative percentage of contracted UDA delivered 2016 & 2017



Adjusted Scheduled Activity (UDA)

Month	2016	2017
April	-1	1,131
May	518	2,449
June	900	3,186
July	1,731	4,201
August	2,296	5,496
September	2,795	6,355
October	3,310	7,304
November	3,719	8,016
December	4,316	8,839
January	4,593	9,411
February	6,235	10,267
March	9,383	10,378
April	10,596	10,458
May	10,654	10,577
June	10,687	10,600

### QUALITY

	Quantity	Base Number	Contract	AT	Region	England
% of FP17s for the same patient ID Re-attending within 3 months - Children	109	1,831	6.0%	11.2%	12.0%	12.3%
% of FP17s for the same patient ID Re-attending within 3 months - Adults	434	4,152	10.5%	15.2%	16.0%	16.7%
% of FP17s for the same patient ID Re-attending between 3 & 9 months - Children	1,084	1,831	59.2%	58.8%	58.8%	57.6%
% of FP17s for the same patient ID Re-attending between 3 & 9 months - Adults	1,667	4,152	40.1%	49.2%	51.2%	50.1%
% of FP17s for Band 1 Urgent Courses	331	5,550	6.0%	9.5%	8.0%	9.1%
% of FP17s Relating to Free Repair or Replacements	4	5,550	0.1%	0.8%	0.8%	0.8%
% of FP17s Relating to Continuations	46	5,550	0.8%	1.3%	1.2%	1.2%
% of Patients satisfied with the dentistry they have received	11	11	100.0%	91.9%	92.7%	92.8%
% of Patients satisfied with the time they had to wait for an appointment	11	11	100.0%	86.5%	89.1%	88.7%

\* This is based on patients treated on this contract for their most recent course of treatment. Figures in italics indicate the base number of FP17s or Patient Questionnaire responses are less than 100. N/A is shown where the base number of responses is less than 10 during the period. % is calculated as Quantity/Base number\*100

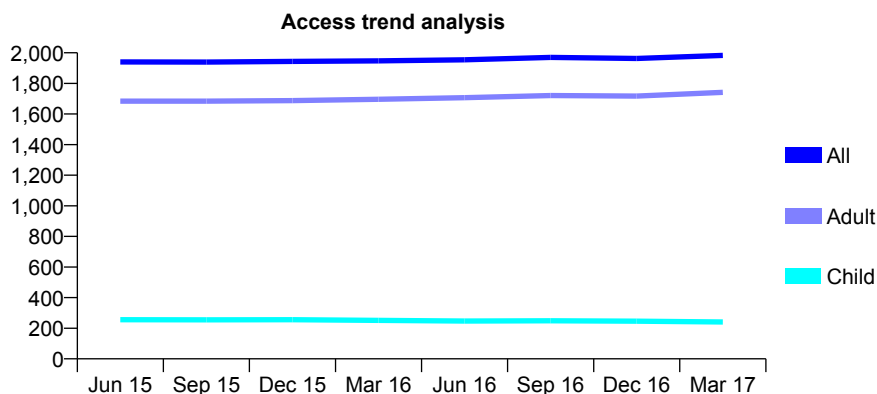
## Q56 - Vital Signs At a Glance Contract Report for 906247/0001 - Year end March 2017

Name or company name	The Dental Surgery
Contract type name	GDS Contract
Purpose of contract	General
Contract start date	01/04/2006
Contract end date	

16/17 Contracted general activity (UDA)	5,493
Carry forward general activity (UDA)	8
16/17 Contracted orthodontic activity (UOA)	0
Carry forward orthodontic activity (UOA)	0
Baseline contract value	£116,772.84

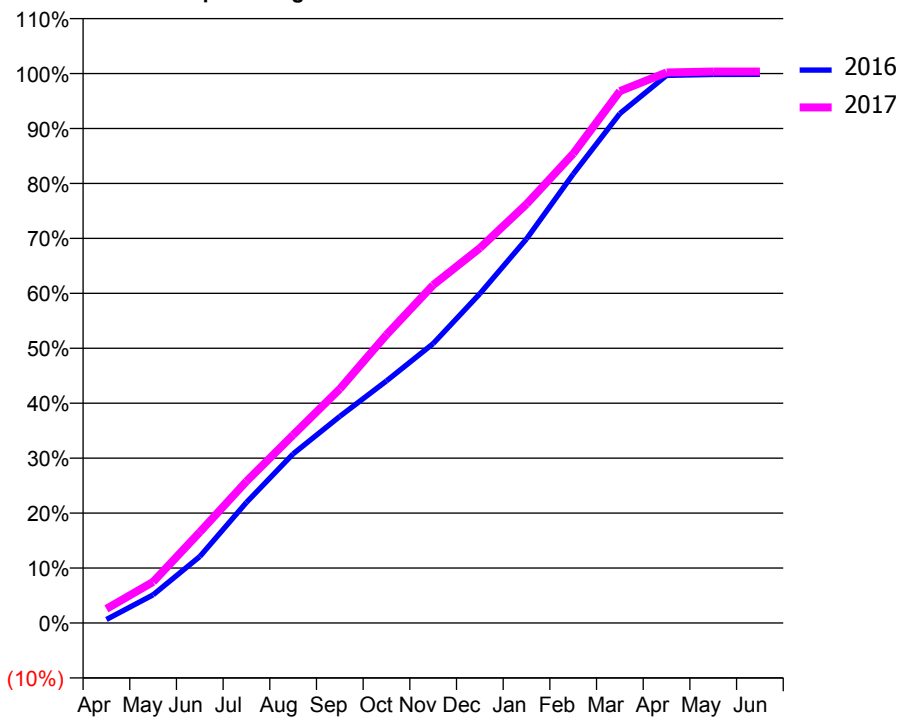
### ACCESS\*

Patients seen in 24 months	Total	Change since previous quarter
Quarter ending March 2016	1,947	
Quarter ending June 2016	1,954	→
Quarter ending September 2016	1,970	→
Quarter ending December 2016	1,963	→
Quarter ending March 2017	1,983	→
<b>Variance since March 2016</b>	<b>1.8%</b>	<b>→</b>



### ACTIVITY

Cumulative percentage of contracted UDA delivered 2016 & 2017



Month	Adjusted Scheduled Activity (UDA)	
	2016	2017
April	35	141
May	282	411
June	664	908
July	1,205	1,416
August	1,691	1,880
September	2,066	2,340
October	2,419	2,881
November	2,793	3,378
December	3,292	3,747
January	3,840	4,187
February	4,488	4,691
March	5,093	5,316
April	5,474	5,503
May	5,484	5,512
June	5,485	5,512

### QUALITY

	Quantity	Base Number	Contract	AT	Region	England
% of FP17s for the same patient ID Re-attending within 3 months - Children	30	436	6.9%	11.2%	12.0%	12.3%
% of FP17s for the same patient ID Re-attending within 3 months - Adults	540	3,053	17.7%	15.2%	16.0%	16.7%
% of FP17s for the same patient ID Re-attending between 3 & 9 months - Children	298	436	68.3%	58.8%	58.8%	57.6%
% of FP17s for the same patient ID Re-attending between 3 & 9 months - Adults	1,806	3,053	59.2%	49.2%	51.2%	50.1%
% of FP17s for Band 1 Urgent Courses	242	3,374	7.2%	9.5%	8.0%	9.1%
% of FP17s Relating to Free Repair or Replacements	53	3,374	1.6%	0.8%	0.8%	0.8%
% of FP17s Relating to Continuations	61	3,374	1.8%	1.3%	1.2%	1.2%
% of Patients satisfied with the dentistry they have received	13	13	100.0%	91.9%	92.7%	92.8%
% of Patients satisfied with the time they had to wait for an appointment	13	13	100.0%	86.5%	89.1%	88.7%

\* This is based on patients treated on this contract for their most recent course of treatment. Figures in italics indicate the base number of FP17s or Patient Questionnaire responses are less than 100. N/A is shown where the base number of responses is less than 10 during the period. % is calculated as Quantity/Base number\*100



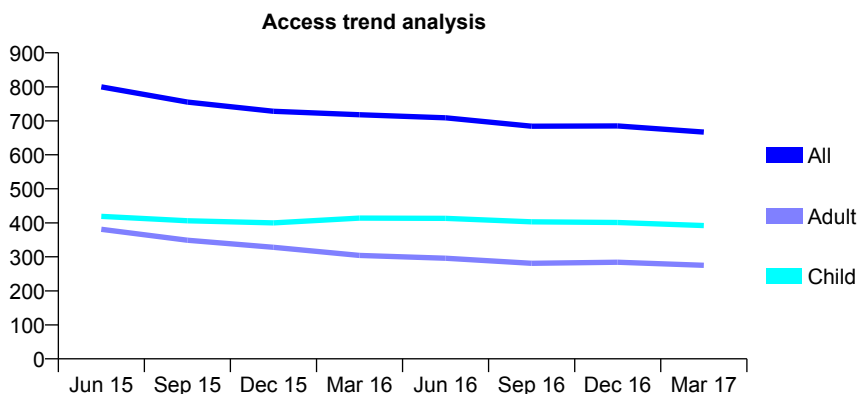
## Q56 - Vital Signs At a Glance Contract Report for 907332/0001 - Year end March 2017

Name or company name	MR HJ DHANJI
Contract type name	GDS Contract
Purpose of contract	General
Contract start date	01/04/2006
Contract end date	

16/17 Contracted general activity (UDA)	1,400
Carry forward general activity (UDA)	0
16/17 Contracted orthodontic activity (UOA)	0
Carry forward orthodontic activity (UOA)	0
Baseline contract value	£32,172.58

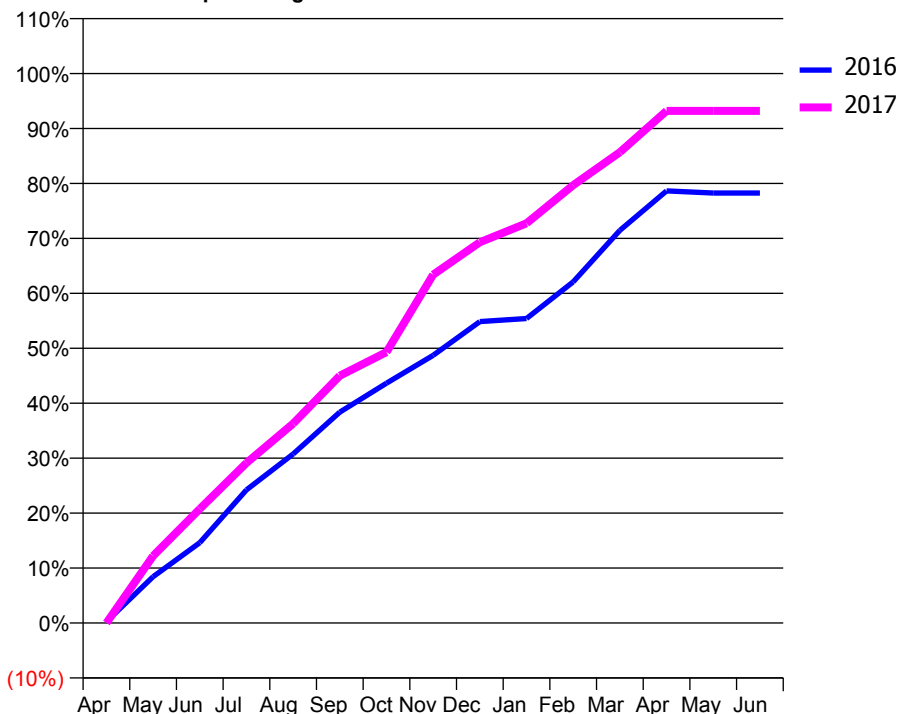
### ACCESS\*

Patients seen in 24 months	Total	Change since previous quarter
Quarter ending March 2016	718	
Quarter ending June 2016	709	↓
Quarter ending September 2016	684	↓
Quarter ending December 2016	685	→
Quarter ending March 2017	667	↓
<b>Variance since March 2016</b>	<b>(7.1%)</b>	<b>↓</b>



### ACTIVITY

Cumulative percentage of contracted UDA delivered 2016 & 2017



Month	Adjusted Scheduled Activity (UDA)	
	2016	2017
April	4	0
May	136	171
June	236	291
July	392	408
August	497	508
September	620	630
October	705	690
November	787	887
December	886	970
January	895	1,018
February	1,003	1,115
March	1,155	1,199
April	1,271	1,305
May	1,265	1,305
June	1,265	1,305

### QUALITY

	Quantity	Base Number	Contract	AT	Region	England
% of FP17s for the same patient ID Re-attending within 3 months - Children	7	423	1.7%	11.2%	12.0%	12.3%
% of FP17s for the same patient ID Re-attending within 3 months - Adults	19	285	6.7%	15.2%	16.0%	16.7%
% of FP17s for the same patient ID Re-attending between 3 & 9 months - Children	98	423	23.2%	58.8%	58.8%	57.6%
% of FP17s for the same patient ID Re-attending between 3 & 9 months - Adults	170	285	59.6%	49.2%	51.2%	50.1%
% of FP17s for Band 1 Urgent Courses	13	719	1.8%	9.5%	8.0%	9.1%
% of FP17s Relating to Free Repair or Replacements	0	719	0.0%	0.8%	0.8%	0.8%
% of FP17s Relating to Continuations	0	719	0.0%	1.3%	1.2%	1.2%
% of Patients satisfied with the dentistry they have received	1	1	N/A	91.9%	92.7%	92.8%
% of Patients satisfied with the time they had to wait for an appointment	1	1	N/A	86.5%	89.1%	88.7%

\* This is based on patients treated on this contract for their most recent course of treatment. Figures in italics indicate the base number of FP17s or Patient Questionnaire responses are less than 100. N/A is shown where the base number of responses is less than 10 during the period. % is calculated as Quantity/Base number\*100

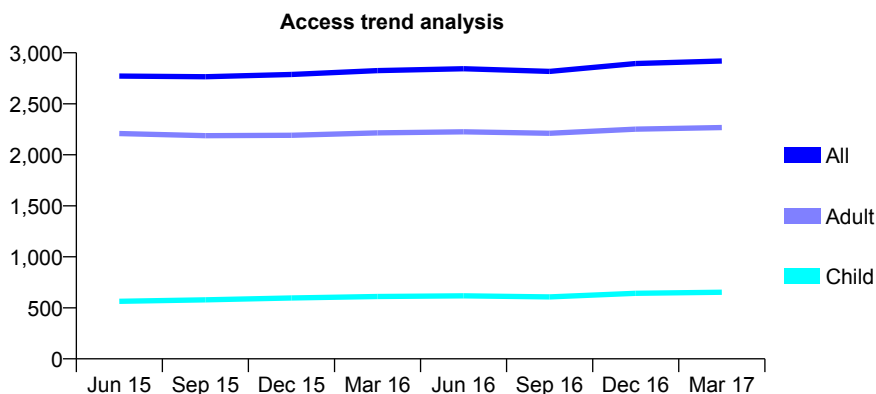
## Q56 - Vital Signs At a Glance Contract Report for 908002/0001 - Year end March 2017

Name or company name	MR DC TRENT
Contract type name	GDS Contract
Purpose of contract	General
Contract start date	01/04/2006
Contract end date	

16/17 Contracted general activity (UDA)	8,137
Carry forward general activity (UDA)	-163
16/17 Contracted orthodontic activity (UOA)	0
Carry forward orthodontic activity (UOA)	0
Baseline contract value	£169,291.11

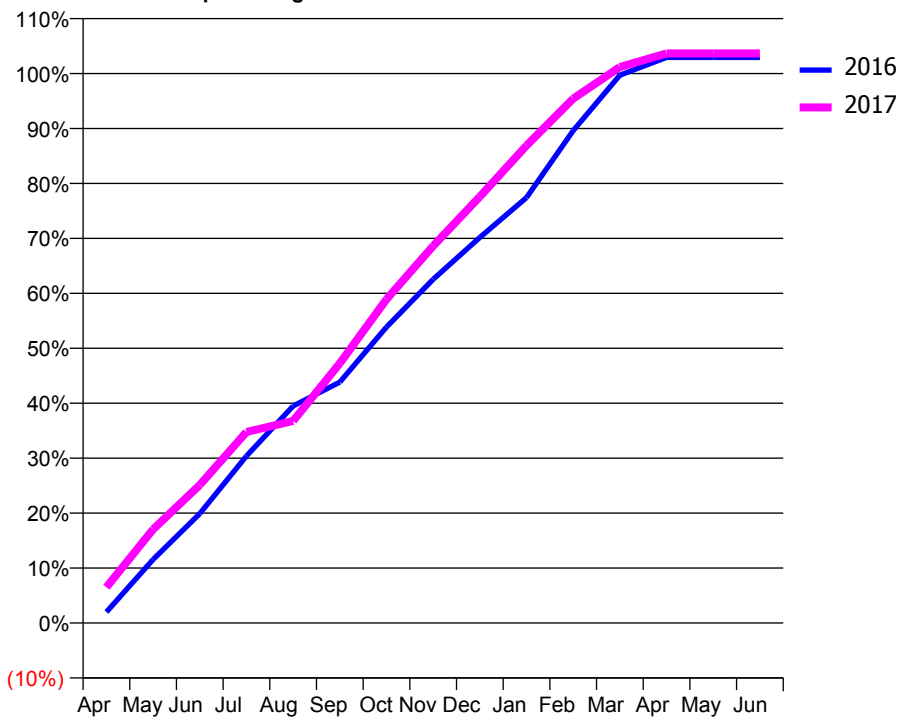
### ACCESS\*

Patients seen in 24 months	Total	Change since previous quarter
Quarter ending March 2016	2,826	
Quarter ending June 2016	2,844	→
Quarter ending September 2016	2,818	→
Quarter ending December 2016	2,895	↑
Quarter ending March 2017	2,920	→
<b>Variance since March 2016</b>	<b>3.3%</b>	<b>↑</b>



### ACTIVITY

Cumulative percentage of contracted UDA delivered 2016 & 2017



Month	Adjusted Scheduled Activity (UDA)	
	2016	2017
April	163	531
May	942	1,388
June	1,620	2,046
July	2,473	2,828
August	3,213	2,992
September	3,568	3,846
October	4,383	4,794
November	5,090	5,584
December	5,710	6,315
January	6,299	7,070
February	7,291	7,764
March	8,114	8,233
April	8,375	8,435
May	8,375	8,435
June	8,375	8,435

### QUALITY

	Quantity	Base Number	Contract	AT	Region	England
% of FP17s for the same patient ID Re-attending within 3 months - Children	140	1,010	13.9%	11.2%	12.0%	12.3%
% of FP17s for the same patient ID Re-attending within 3 months - Adults	448	3,301	13.6%	15.2%	16.0%	16.7%
% of FP17s for the same patient ID Re-attending between 3 & 9 months - Children	478	1,010	47.3%	58.8%	58.8%	57.6%
% of FP17s for the same patient ID Re-attending between 3 & 9 months - Adults	1,563	3,301	47.3%	49.2%	51.2%	50.1%
% of FP17s for Band 1 Urgent Courses	271	4,278	6.3%	9.5%	8.0%	9.1%
% of FP17s Relating to Free Repair or Replacements	0	4,278	0.0%	0.8%	0.8%	0.8%
% of FP17s Relating to Continuations	62	4,278	1.4%	1.3%	1.2%	1.2%
% of Patients satisfied with the dentistry they have received	7	7	N/A	91.9%	92.7%	92.8%
% of Patients satisfied with the time they had to wait for an appointment	7	7	N/A	86.5%	89.1%	88.7%

\* This is based on patients treated on this contract for their most recent course of treatment. Figures in italics indicate the base number of FP17s or Patient Questionnaire responses are less than 100. N/A is shown where the base number of responses is less than 10 during the period. % is calculated as Quantity/Base number\*100

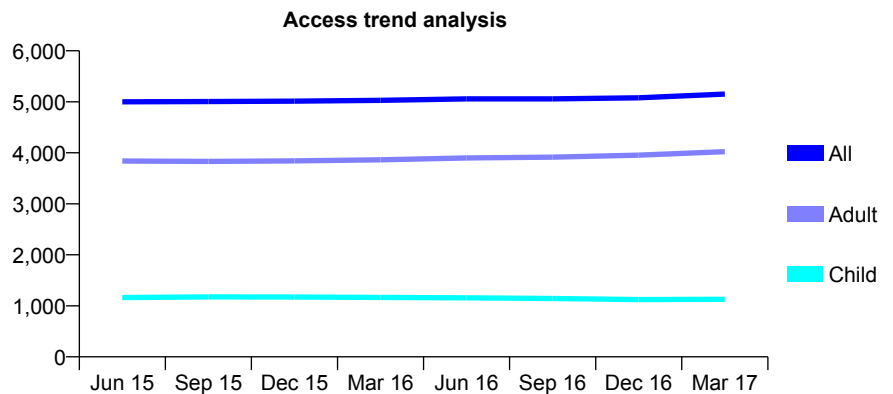
## Q56 - Vital Signs At a Glance Contract Report for 910201/0001 - Year end March 2017

Name or company name	Denise Taylor, Cheerag Raval, Gemma Ra
Contract type name	GDS Contract
Purpose of contract	General
Contract start date	01/04/2006
Contract end date	

16/17 Contracted general activity (UDA)	14,239
Carry forward general activity (UDA)	249
16/17 Contracted orthodontic activity (UOA)	0
Carry forward orthodontic activity (UOA)	0
Baseline contract value	£302,699.52

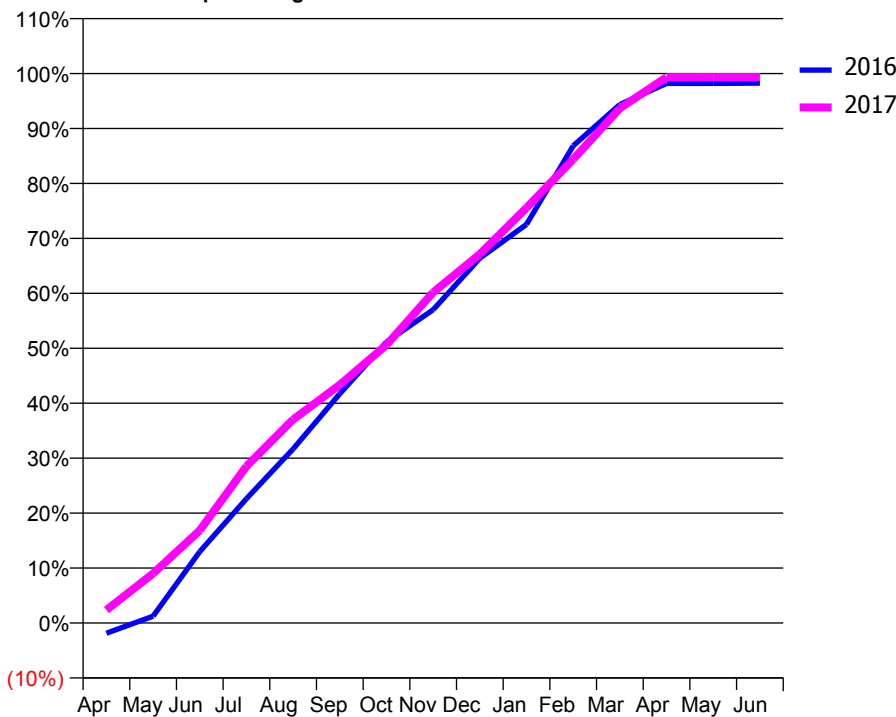
### ACCESS\*

Patients seen in 24 months	Total	Change since previous quarter
Quarter ending March 2016	5,029	
Quarter ending June 2016	5,057	→
Quarter ending September 2016	5,058	→
Quarter ending December 2016	5,078	→
Quarter ending March 2017	5,151	→
<b>Variance since March 2016</b>	<b>2.4%</b>	<b>↑</b>



### ACTIVITY

Cumulative percentage of contracted UDA delivered 2016 & 2017



Month	Adjusted Scheduled Activity (UDA)	
	2016	2017
April	-267	337
May	178	1,284
June	1,851	2,399
July	3,224	4,061
August	4,510	5,275
September	5,942	6,173
October	7,283	7,206
November	8,120	8,568
December	9,452	9,558
January	10,331	10,758
February	12,365	12,017
March	13,437	13,335
April	13,983	14,145
May	13,984	14,147
June	13,990	14,147

### QUALITY

	Quantity	Base Number	Contract	AT	Region	England
% of FP17s for the same patient ID Re-attending within 3 months - Children	298	2,196	13.6%	11.2%	12.0%	12.3%
% of FP17s for the same patient ID Re-attending within 3 months - Adults	824	5,439	15.1%	15.2%	16.0%	16.7%
% of FP17s for the same patient ID Re-attending between 3 & 9 months - Children	1,568	2,196	71.4%	58.8%	58.8%	57.6%
% of FP17s for the same patient ID Re-attending between 3 & 9 months - Adults	2,272	5,439	41.8%	49.2%	51.2%	50.1%
% of FP17s for Band 1 Urgent Courses	369	7,732	4.8%	9.5%	8.0%	9.1%
% of FP17s Relating to Free Repair or Replacements	72	7,732	0.9%	0.8%	0.8%	0.8%
% of FP17s Relating to Continuations	108	7,732	1.4%	1.3%	1.2%	1.2%
% of Patients satisfied with the dentistry they have received	18	20	90.0%	91.9%	92.7%	92.8%
% of Patients satisfied with the time they had to wait for an appointment	20	20	100.0%	86.5%	89.1%	88.7%

\* This is based on patients treated on this contract for their most recent course of treatment. Figures in italics indicate the base number of FP17s or Patient Questionnaire responses are less than 100. N/A is shown where the base number of responses is less than 10 during the period. % is calculated as Quantity/Base number\*100

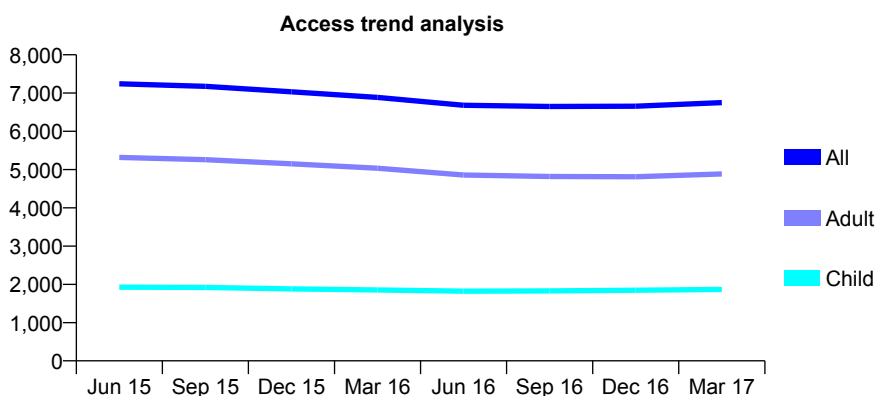
## Q56 - Vital Signs At a Glance Contract Report for 915246/0001 - Year end March 2017

Name or company name	MRS CH JACKMAN
Contract type name	GDS Contract
Purpose of contract	General
Contract start date	01/04/2006
Contract end date	

16/17 Contracted general activity (UDA)	20,400
Carry forward general activity (UDA)	523
16/17 Contracted orthodontic activity (UOA)	0
Carry forward orthodontic activity (UOA)	0
Baseline contract value	£536,030.70

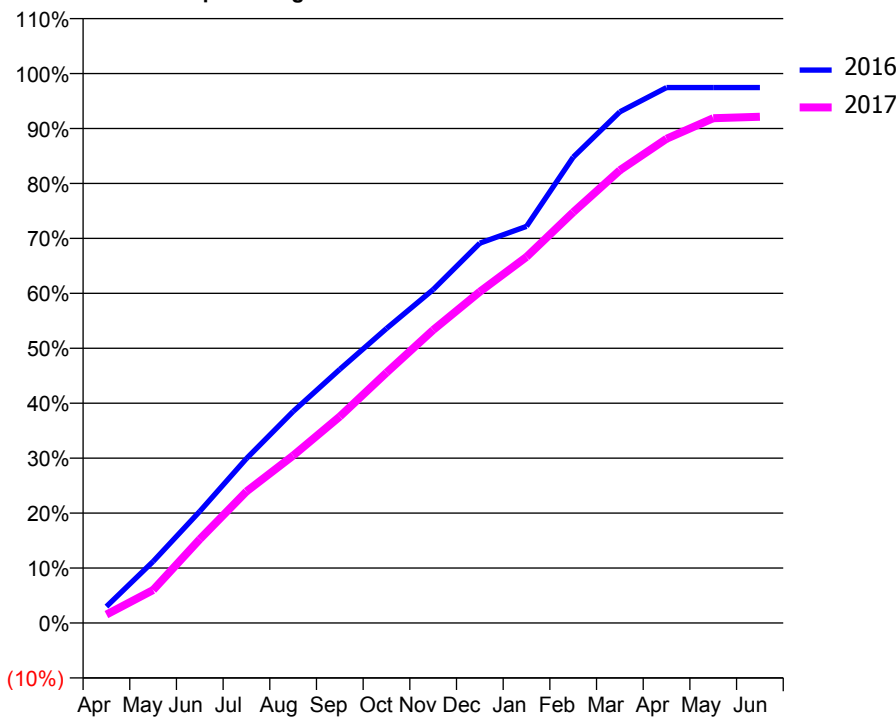
### ACCESS\*

Patients seen in 24 months	Total	Change since previous quarter
Quarter ending March 2016	6,888	
Quarter ending June 2016	6,682	↓
Quarter ending September 2016	6,648	→
Quarter ending December 2016	6,657	→
Quarter ending March 2017	6,752	→
<b>Variance since March 2016</b>	<b>(2.0%)</b>	<b>↓</b>



### ACTIVITY

Cumulative percentage of contracted UDA delivered 2016 & 2017



Month	Adjusted Scheduled Activity (UDA)	
	2016	2017
April	611	313
May	2,285	1,225
June	4,147	3,110
July	6,107	4,884
August	7,854	6,214
September	9,418	7,664
October	10,934	9,293
November	12,378	10,876
December	14,103	12,299
January	14,726	13,590
February	17,294	15,249
March	18,976	16,810
April	19,877	17,980
May	19,877	18,738
June	19,877	18,794

### QUALITY

	Quantity	Base Number	Contract	AT	Region	England
% of FP17s for the same patient ID Re-attending within 3 months - Children	176	2,870	6.1%	11.2%	12.0%	12.3%
% of FP17s for the same patient ID Re-attending within 3 months - Adults	1,037	6,915	15.0%	15.2%	16.0%	16.7%
% of FP17s for the same patient ID Re-attending between 3 & 9 months - Children	1,916	2,870	66.8%	58.8%	58.8%	57.6%
% of FP17s for the same patient ID Re-attending between 3 & 9 months - Adults	3,177	6,915	45.9%	49.2%	51.2%	50.1%
% of FP17s for Band 1 Urgent Courses	381	10,268	3.7%	9.5%	8.0%	9.1%
% of FP17s Relating to Free Repair or Replacements	117	10,268	1.1%	0.8%	0.8%	0.8%
% of FP17s Relating to Continuations	372	10,268	3.6%	1.3%	1.2%	1.2%
% of Patients satisfied with the dentistry they have received	17	19	89.5%	91.9%	92.7%	92.8%
% of Patients satisfied with the time they had to wait for an appointment	15	19	78.9%	86.5%	89.1%	88.7%

\* This is based on patients treated on this contract for their most recent course of treatment. Figures in italics indicate the base number of FP17s or Patient Questionnaire responses are less than 100. N/A is shown where the base number of responses is less than 10 during the period. % is calculated as Quantity/Base number\*100

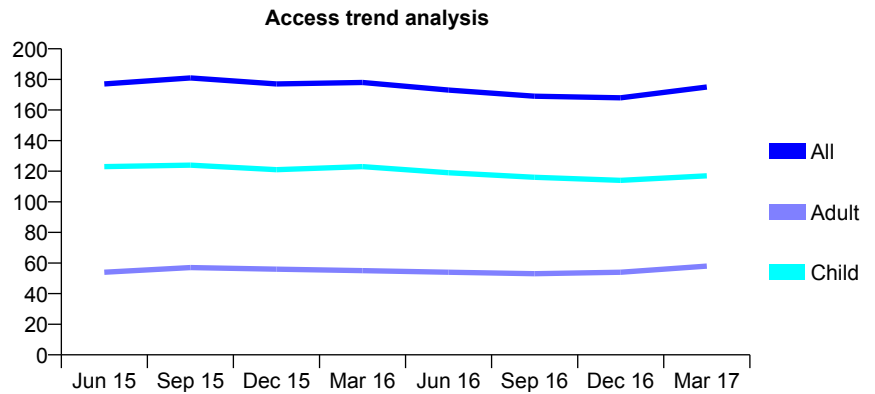
## Q56 - Vital Signs At a Glance Contract Report for 920924/0001 - Year end March 2017

Name or company name	MR JM STOKES
Contract type name	GDS Contract
Purpose of contract	General
Contract start date	01/01/2007
Contract end date	

16/17 Contracted general activity (UDA)	473
Carry forward general activity (UDA)	1
16/17 Contracted orthodontic activity (UOA)	0
Carry forward orthodontic activity (UOA)	0
Baseline contract value	£13,813.66

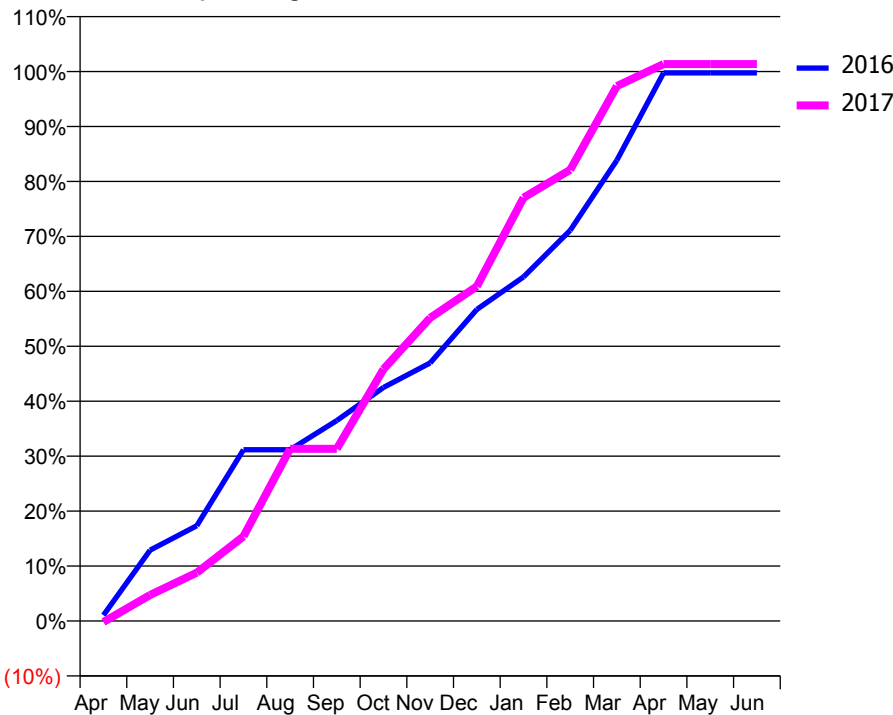
### ACCESS\*

Patients seen in 24 months	Total	Change since previous quarter
Quarter ending March 2016	178	
Quarter ending June 2016	173	↓
Quarter ending September 2016	169	↓
Quarter ending December 2016	168	→
Quarter ending March 2017	175	↑
<b>Variance since March 2016</b>	<b>(1.7%)</b>	<b>↓</b>



### ACTIVITY

Cumulative percentage of contracted UDA delivered 2016 & 2017



Month	Adjusted Scheduled Activity (UDA)	
	2016	2017
April	5	-1
May	61	22
June	82	42
July	147	73
August	147	148
September	173	148
October	201	217
November	222	261
December	268	288
January	296	364
February	336	388
March	397	460
April	472	479
May	472	479
June	472	479

### QUALITY

	Quantity	Base Number	Contract	AT	Region	England
% of FP17s for the same patient ID Re-attending within 3 months - Children	9	196	4.6%	11.2%	12.0%	12.3%
% of FP17s for the same patient ID Re-attending within 3 months - Adults	13	73	17.8%	15.2%	16.0%	16.7%
% of FP17s for the same patient ID Re-attending between 3 & 9 months - Children	133	196	67.9%	58.8%	58.8%	57.6%
% of FP17s for the same patient ID Re-attending between 3 & 9 months - Adults	33	73	45.2%	49.2%	51.2%	50.1%
% of FP17s for Band 1 Urgent Courses	12	250	4.8%	9.5%	8.0%	9.1%
% of FP17s Relating to Free Repair or Replacements	0	250	0.0%	0.8%	0.8%	0.8%
% of FP17s Relating to Continuations	0	250	0.0%	1.3%	1.2%	1.2%
% of Patients satisfied with the dentistry they have received	0	0	N/A	91.9%	92.7%	92.8%
% of Patients satisfied with the time they had to wait for an appointment	0	0	N/A	86.5%	89.1%	88.7%

\* This is based on patients treated on this contract for their most recent course of treatment. Figures in italics indicate the base number of FP17s or Patient Questionnaire responses are less than 100. N/A is shown where the base number of responses is less than 10 during the period. % is calculated as Quantity/Base number\*100

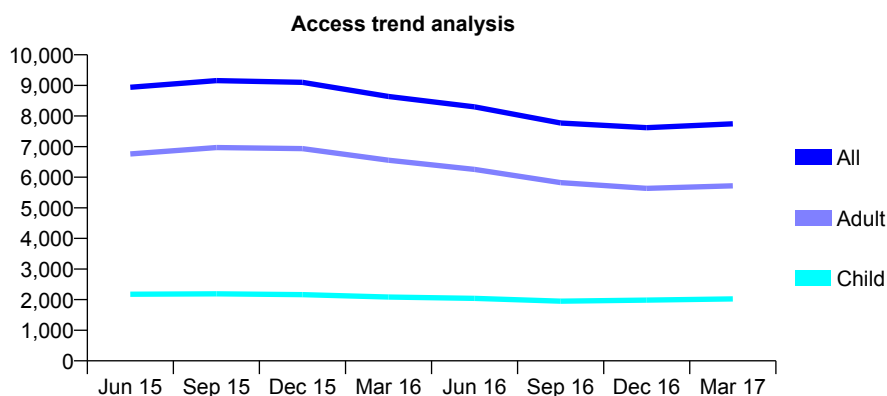
## Q56 - Vital Signs At a Glance Contract Report for 920959/0001 - Year end March 2017

Name or company name	MR OB QURESHI
Contract type name	GDS Contract
Purpose of contract	General
Contract start date	01/04/2006
Contract end date	

16/17 Contracted general activity (UDA)	22,001
Carry forward general activity (UDA)	264
16/17 Contracted orthodontic activity (UOA)	0
Carry forward orthodontic activity (UOA)	0
Baseline contract value	£660,889.29

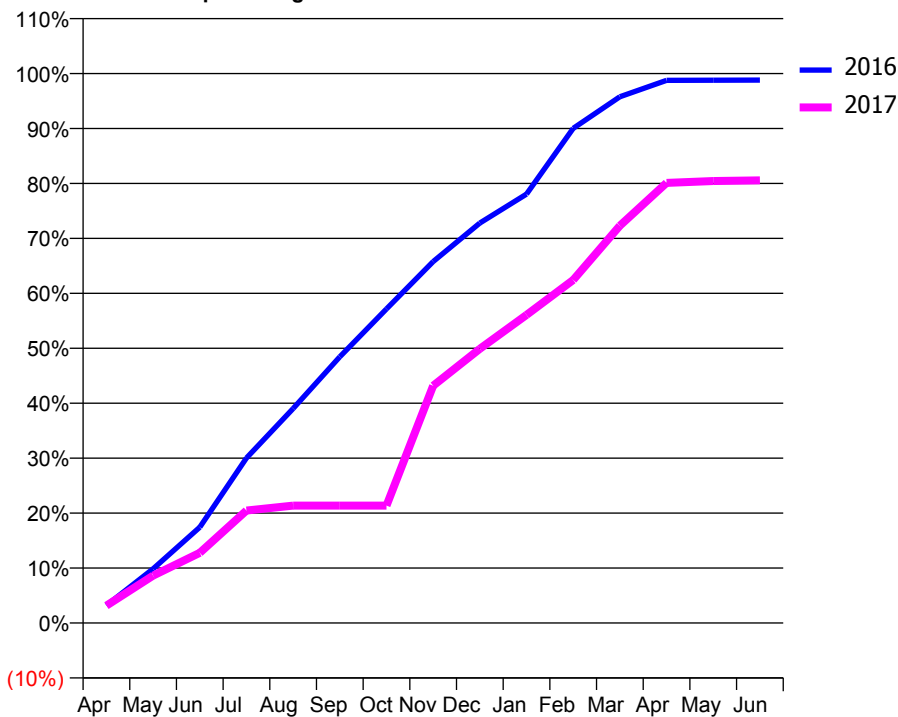
### ACCESS\*

Patients seen in 24 months	Total	Change since previous quarter
Quarter ending March 2016	8,638	
Quarter ending June 2016	8,298	↓
Quarter ending September 2016	7,773	↓
Quarter ending December 2016	7,620	↓
Quarter ending March 2017	7,743	→
<b>Variance since March 2016</b>	<b>(10.4%)</b>	<b>↓</b>



### ACTIVITY

Cumulative percentage of contracted UDA delivered 2016 & 2017



Month	Adjusted Scheduled Activity (UDA)	
	2016	2017
April	705	695
May	2,171	1,897
June	3,835	2,812
July	6,608	4,502
August	8,590	4,699
September	10,657	4,699
October	12,575	4,699
November	14,473	9,498
December	16,016	10,977
January	17,171	12,337
February	19,804	13,734
March	21,071	15,906
April	21,730	17,621
May	21,734	17,698
June	21,737	17,725

### QUALITY

	Quantity	Base Number	Contract	AT	Region	England
% of FP17s for the same patient ID Re-attending within 3 months - Children	131	2,369	5.5%	11.2%	12.0%	12.3%
% of FP17s for the same patient ID Re-attending within 3 months - Adults	574	5,509	10.4%	15.2%	16.0%	16.7%
% of FP17s for the same patient ID Re-attending between 3 & 9 months - Children	1,296	2,369	54.7%	58.8%	58.8%	57.6%
% of FP17s for the same patient ID Re-attending between 3 & 9 months - Adults	2,485	5,509	45.1%	49.2%	51.2%	50.1%
% of FP17s for Band 1 Urgent Courses	615	8,507	7.2%	9.5%	8.0%	9.1%
% of FP17s Relating to Free Repair or Replacements	51	8,507	0.6%	0.8%	0.8%	0.8%
% of FP17s Relating to Continuations	8	8,507	0.1%	1.3%	1.2%	1.2%
% of Patients satisfied with the dentistry they have received	4	6	N/A	91.9%	92.7%	92.8%
% of Patients satisfied with the time they had to wait for an appointment	5	6	N/A	86.5%	89.1%	88.7%

\* This is based on patients treated on this contract for their most recent course of treatment. Figures in italics indicate the base number of FP17s or Patient Questionnaire responses are less than 100. N/A is shown where the base number of responses is less than 10 during the period. % is calculated as Quantity/Base number\*100

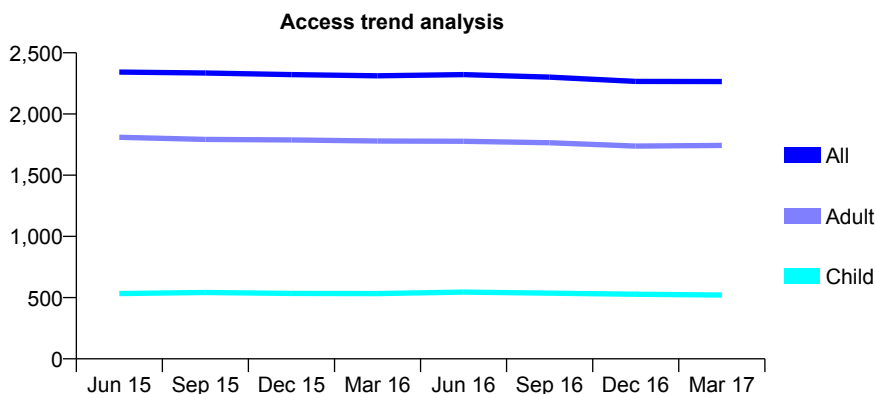
## Q56 - Vital Signs At a Glance Contract Report for 926396/0001 - Year end March 2017

Name or company name	MRS TL KLEINHANS
Contract type name	PDS Contract
Purpose of contract	General
Contract start date	01/04/2010
Contract end date	31/03/2018

16/17 Contracted general activity (UDA)	6,600
Carry forward general activity (UDA)	0
16/17 Contracted orthodontic activity (UOA)	0
Carry forward orthodontic activity (UOA)	0
Baseline contract value	£162,804.04

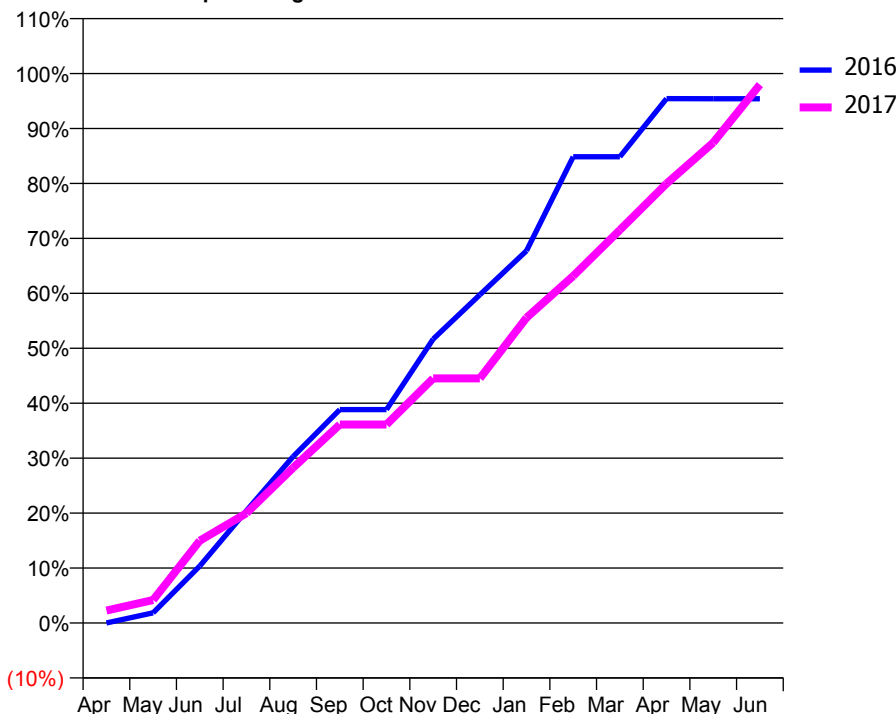
### ACCESS\*

Patients seen in 24 months	Total	Change since previous quarter
Quarter ending March 2016	2,312	
Quarter ending June 2016	2,322	→
Quarter ending September 2016	2,301	→
Quarter ending December 2016	2,266	↓
Quarter ending March 2017	2,265	→
<b>Variance since March 2016</b>	<b>(2.0%)</b>	<b>↓</b>



### ACTIVITY

Cumulative percentage of contracted UDA delivered 2016 & 2017



Adjusted Scheduled Activity (UDA)

Month	2016	2017
April	0	150
May	130	276
June	727	990
July	1,431	1,319
August	2,121	1,865
September	2,718	2,384
October	2,718	2,384
November	3,617	2,937
December	4,182	2,937
January	4,742	3,667
February	5,940	4,168
March	5,940	4,721
April	6,680	5,278
May	6,679	5,770
June	6,679	6,466

### QUALITY

	Quantity	Base Number	Contract	AT	Region	England
% of FP17s for the same patient ID Re-attending within 3 months - Children	40	654	6.1%	11.2%	12.0%	12.3%
% of FP17s for the same patient ID Re-attending within 3 months - Adults	226	2,150	10.5%	15.2%	16.0%	16.7%
% of FP17s for the same patient ID Re-attending between 3 & 9 months - Children	439	654	67.1%	58.8%	58.8%	57.6%
% of FP17s for the same patient ID Re-attending between 3 & 9 months - Adults	1,305	2,150	60.7%	49.2%	51.2%	50.1%
% of FP17s for Band 1 Urgent Courses	30	3,302	0.9%	9.5%	8.0%	9.1%
% of FP17s Relating to Free Repair or Replacements	0	3,302	0.0%	0.8%	0.8%	0.8%
% of FP17s Relating to Continuations	0	3,302	0.0%	1.3%	1.2%	1.2%
% of Patients satisfied with the dentistry they have received	4	4	N/A	91.9%	92.7%	92.8%
% of Patients satisfied with the time they had to wait for an appointment	4	4	N/A	86.5%	89.1%	88.7%

\* This is based on patients treated on this contract for their most recent course of treatment. Figures in italics indicate the base number of FP17s or Patient Questionnaire responses are less than 100. N/A is shown where the base number of responses is less than 10 during the period. % is calculated as Quantity/Base number\*100



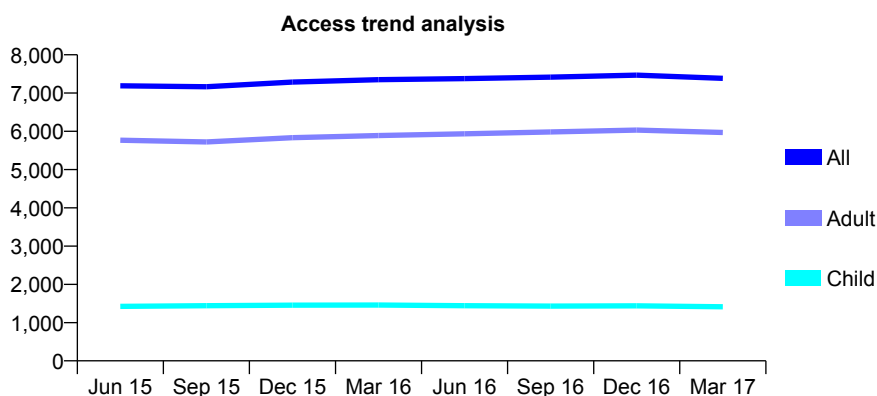
## Q56 - Vital Signs At a Glance Contract Report for 927937/0001 - Year end March 2017

Name or company name	MR NJ SUMSER-LUPSON
Contract type name	GDS Contract
Purpose of contract	General
Contract start date	01/04/2006
Contract end date	

16/17 Contracted general activity (UDA)	15,939
Carry forward general activity (UDA)	0
16/17 Contracted orthodontic activity (UOA)	0
Carry forward orthodontic activity (UOA)	0
Baseline contract value	£357,275.77

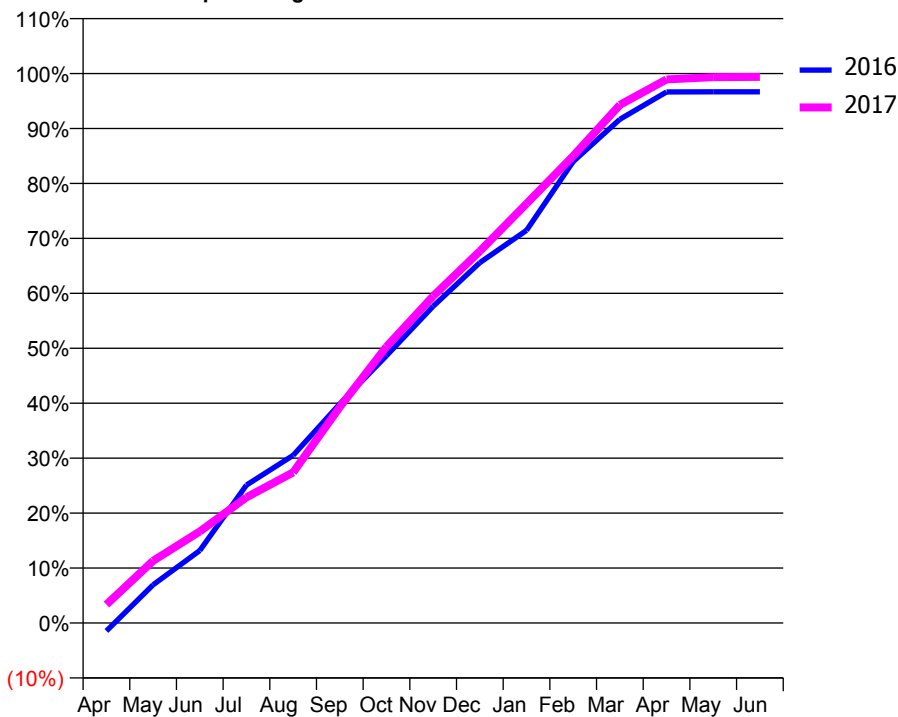
### ACCESS\*

Patients seen in 24 months	Total	Change since previous quarter
Quarter ending March 2016	7,349	
Quarter ending June 2016	7,377	→
Quarter ending September 2016	7,415	→
Quarter ending December 2016	7,468	→
Quarter ending March 2017	7,386	↓
<b>Variance since March 2016</b>	<b>0.5%</b>	<b>→</b>



### ACTIVITY

Cumulative percentage of contracted UDA delivered 2016 & 2017



Month	Adjusted Scheduled Activity (UDA)	
	2016	2017
April	-241	535
May	1,136	1,805
June	2,155	2,654
July	4,101	3,645
August	4,987	4,369
September	6,518	6,264
October	7,949	8,018
November	9,418	9,483
December	10,713	10,787
January	11,674	12,161
February	13,721	13,546
March	14,976	15,027
April	15,792	15,768
May	15,793	15,834
June	15,796	15,839

### QUALITY

	Quantity	Base Number	Contract	AT	Region	England
% of FP17s for the same patient ID Re-attending within 3 months - Children	120	2,003	6.0%	11.2%	12.0%	12.3%
% of FP17s for the same patient ID Re-attending within 3 months - Adults	972	7,805	12.5%	15.2%	16.0%	16.7%
% of FP17s for the same patient ID Re-attending between 3 & 9 months - Children	1,204	2,003	60.1%	58.8%	58.8%	57.6%
% of FP17s for the same patient ID Re-attending between 3 & 9 months - Adults	3,535	7,805	45.3%	49.2%	51.2%	50.1%
% of FP17s for Band 1 Urgent Courses	807	9,775	8.3%	9.5%	8.0%	9.1%
% of FP17s Relating to Free Repair or Replacements	68	9,775	0.7%	0.8%	0.8%	0.8%
% of FP17s Relating to Continuations	114	9,775	1.2%	1.3%	1.2%	1.2%
% of Patients satisfied with the dentistry they have received	12	15	80.0%	91.9%	92.7%	92.8%
% of Patients satisfied with the time they had to wait for an appointment	14	15	93.3%	86.5%	89.1%	88.7%

\* This is based on patients treated on this contract for their most recent course of treatment. Figures in italics indicate the base number of FP17s or Patient Questionnaire responses are less than 100. N/A is shown where the base number of responses is less than 10 during the period. % is calculated as Quantity/Base number\*100

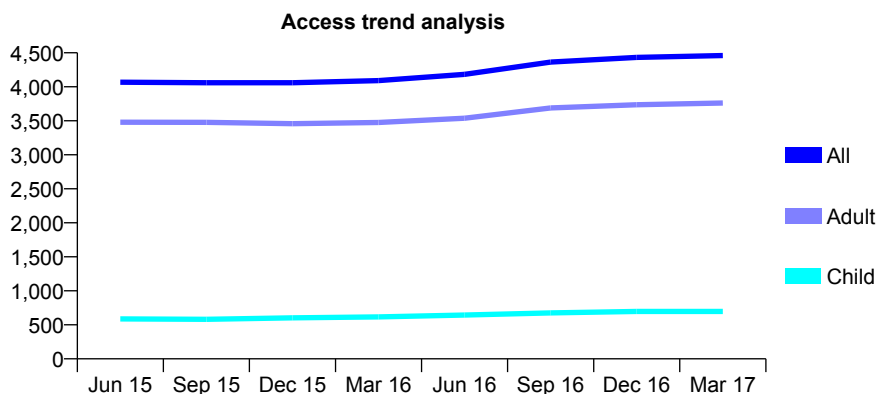
## Q56 - Vital Signs At a Glance Contract Report for 929824/0001 - Year end March 2017

Name or company name	MR B GHALEKHANY
Contract type name	GDS Contract
Purpose of contract	General
Contract start date	01/04/2006
Contract end date	

16/17 Contracted general activity (UDA)	10,295
Carry forward general activity (UDA)	-206
16/17 Contracted orthodontic activity (UOA)	0
Carry forward orthodontic activity (UOA)	0
Baseline contract value	£249,940.53

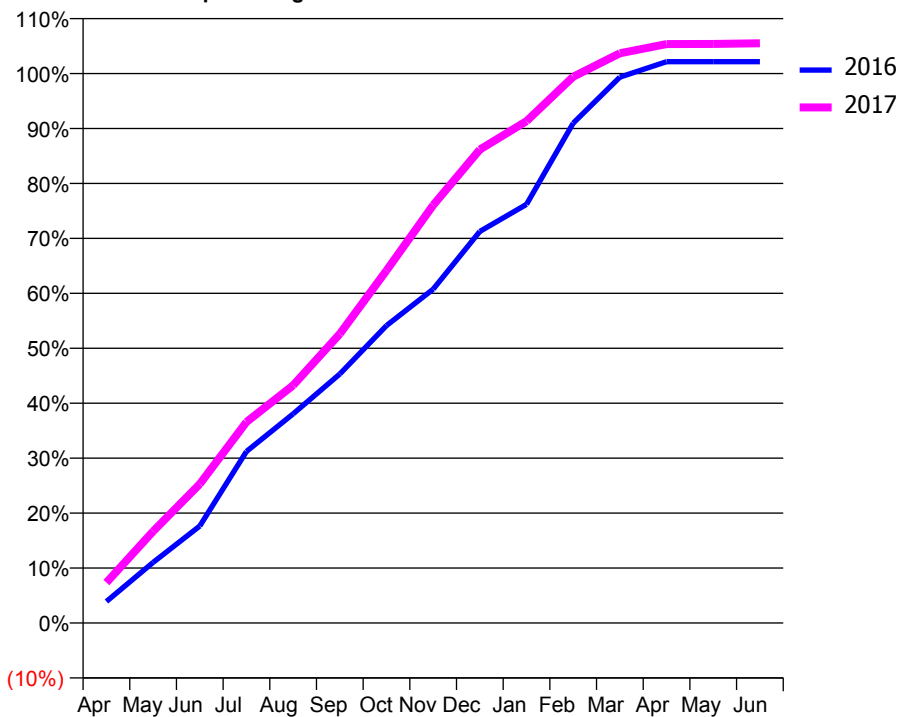
### ACCESS\*

Patients seen in 24 months	Total	Change since previous quarter
Quarter ending March 2016	4,092	
Quarter ending June 2016	4,183	↑
Quarter ending September 2016	4,364	↑
Quarter ending December 2016	4,433	→
Quarter ending March 2017	4,460	→
<b>Variance since March 2016</b>	<b>9.0%</b>	<b>↑</b>



### ACTIVITY

Cumulative percentage of contracted UDA delivered 2016 & 2017



Month	Adjusted Scheduled Activity (UDA)	
	2016	2017
April	404	758
May	1,135	1,716
June	1,817	2,605
July	3,213	3,767
August	3,918	4,453
September	4,665	5,418
October	5,573	6,603
November	6,253	7,828
December	7,335	8,869
January	7,843	9,402
February	9,366	10,235
March	10,228	10,673
April	10,517	10,846
May	10,517	10,849
June	10,517	10,861

### QUALITY

	Quantity	Base Number	Contract	AT	Region	England
% of FP17s for the same patient ID Re-attending within 3 months - Children	50	986	5.1%	11.2%	12.0%	12.3%
% of FP17s for the same patient ID Re-attending within 3 months - Adults	779	5,148	15.1%	15.2%	16.0%	16.7%
% of FP17s for the same patient ID Re-attending between 3 & 9 months - Children	592	986	60.0%	58.8%	58.8%	57.6%
% of FP17s for the same patient ID Re-attending between 3 & 9 months - Adults	2,647	5,148	51.4%	49.2%	51.2%	50.1%
% of FP17s for Band 1 Urgent Courses	463	6,079	7.6%	9.5%	8.0%	9.1%
% of FP17s Relating to Free Repair or Replacements	5	6,079	0.1%	0.8%	0.8%	0.8%
% of FP17s Relating to Continuations	89	6,079	1.5%	1.3%	1.2%	1.2%
% of Patients satisfied with the dentistry they have received	6	6	N/A	91.9%	92.7%	92.8%
% of Patients satisfied with the time they had to wait for an appointment	4	6	N/A	86.5%	89.1%	88.7%

\* This is based on patients treated on this contract for their most recent course of treatment. Figures in italics indicate the base number of FP17s or Patient Questionnaire responses are less than 100. N/A is shown where the base number of responses is less than 10 during the period. % is calculated as Quantity/Base number\*100

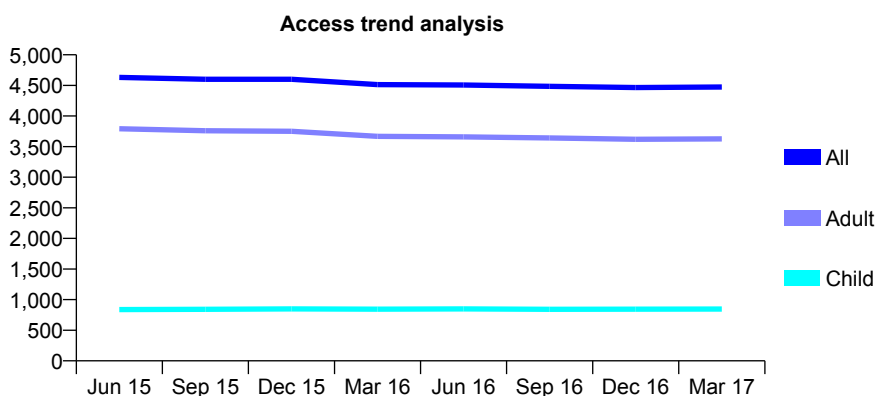
## Q56 - Vital Signs At a Glance Contract Report for 931411/0003 - Year end March 2017

Name or company name	MR M PATEL
Contract type name	GDS Contract
Purpose of contract	General
Contract start date	01/07/2012
Contract end date	

16/17 Contracted general activity (UDA)	15,000
Carry forward general activity (UDA)	13
16/17 Contracted orthodontic activity (UOA)	0
Carry forward orthodontic activity (UOA)	0
Baseline contract value	£377,268.75

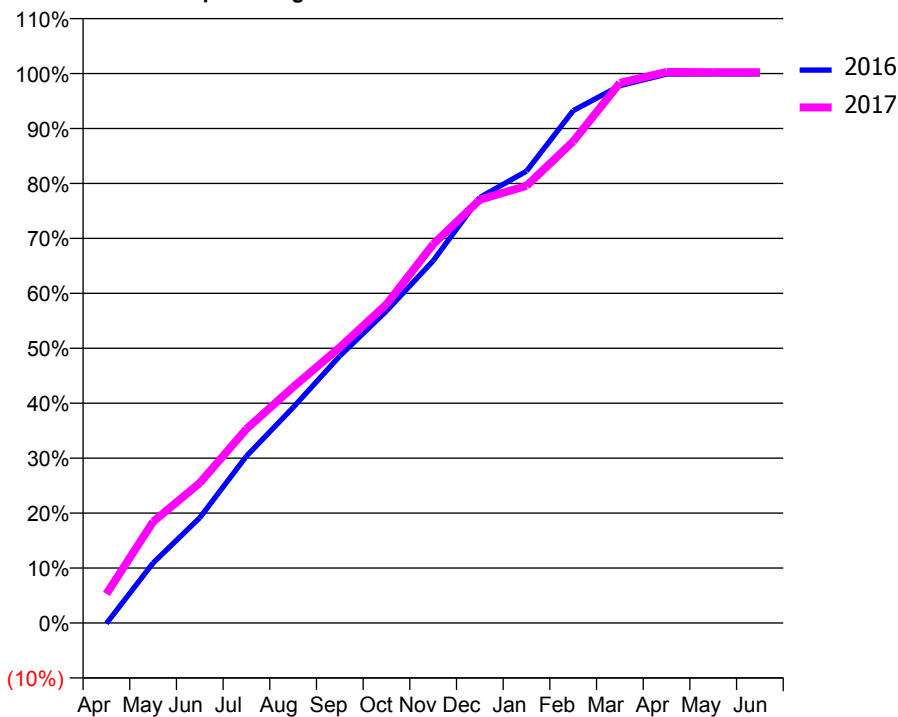
### ACCESS\*

Patients seen in 24 months	Total	Change since previous quarter
Quarter ending March 2016	4,513	
Quarter ending June 2016	4,507	→
Quarter ending September 2016	4,485	→
Quarter ending December 2016	4,465	→
Quarter ending March 2017	4,474	→
<b>Variance since March 2016</b>	<b>(0.9%)</b>	→



### ACTIVITY

Cumulative percentage of contracted UDA delivered 2016 & 2017



Month	Adjusted Scheduled Activity (UDA)	
	2016	2017
April	-18	796
May	1,642	2,763
June	2,872	3,822
July	4,557	5,298
August	5,885	6,439
September	7,290	7,526
October	8,518	8,700
November	9,890	10,338
December	11,617	11,555
January	12,335	11,932
February	13,987	13,148
March	14,669	14,743
April	14,986	15,043
May	14,987	15,034
June	14,987	15,034

### QUALITY

	Quantity	Base Number	Contract	AT	Region	England
% of FP17s for the same patient ID Re-attending within 3 months - Children	75	1,536	4.9%	11.2%	12.0%	12.3%
% of FP17s for the same patient ID Re-attending within 3 months - Adults	788	5,974	13.2%	15.2%	16.0%	16.7%
% of FP17s for the same patient ID Re-attending between 3 & 9 months - Children	1,134	1,536	73.8%	58.8%	58.8%	57.6%
% of FP17s for the same patient ID Re-attending between 3 & 9 months - Adults	3,492	5,974	58.5%	49.2%	51.2%	50.1%
% of FP17s for Band 1 Urgent Courses	747	7,427	10.1%	9.5%	8.0%	9.1%
% of FP17s Relating to Free Repair or Replacements	46	7,427	0.6%	0.8%	0.8%	0.8%
% of FP17s Relating to Continuations	53	7,427	0.7%	1.3%	1.2%	1.2%
% of Patients satisfied with the dentistry they have received	17	17	100.0%	91.9%	92.7%	92.8%
% of Patients satisfied with the time they had to wait for an appointment	16	17	94.1%	86.5%	89.1%	88.7%

\* This is based on patients treated on this contract for their most recent course of treatment. Figures in italics indicate the base number of FP17s or Patient Questionnaire responses are less than 100. N/A is shown where the base number of responses is less than 10 during the period. % is calculated as Quantity/Base number\*100

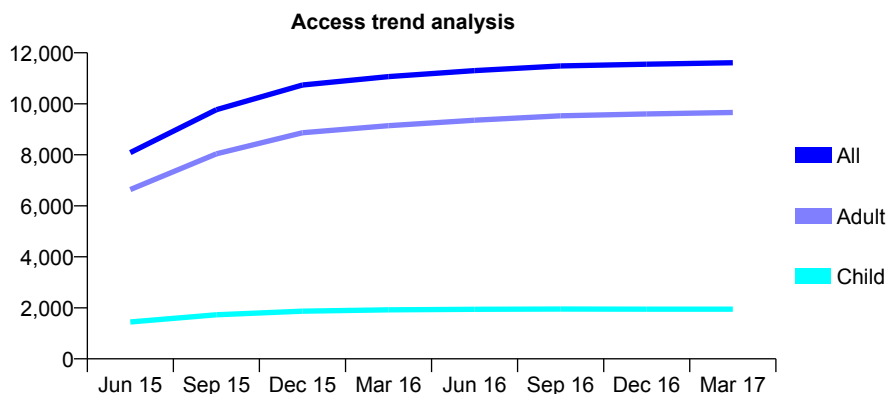
## Q56 - Vital Signs At a Glance Contract Report for 931764/0001 - Year end March 2017

Name or company name	MR MF BERGENDAL
Contract type name	GDS Contract
Purpose of contract	General
Contract start date	01/12/2014
Contract end date	

16/17 Contracted general activity (UDA)	28,637
Carry forward general activity (UDA)	-101
16/17 Contracted orthodontic activity (UOA)	0
Carry forward orthodontic activity (UOA)	0
Baseline contract value	£617,803.51

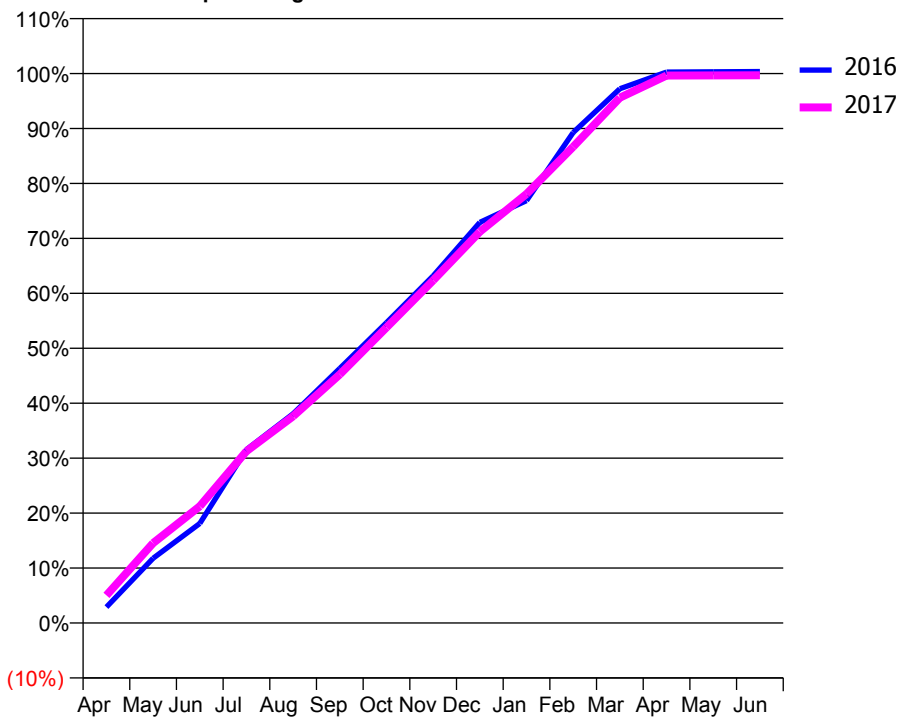
### ACCESS\*

Patients seen in 24 months	Total	Change since previous quarter
Quarter ending March 2016	11,068	
Quarter ending June 2016	11,300	↑
Quarter ending September 2016	11,486	→
Quarter ending December 2016	11,552	→
Quarter ending March 2017	11,608	→
<b>Variance since March 2016</b>	<b>4.9%</b>	<b>↑</b>



### ACTIVITY

Cumulative percentage of contracted UDA delivered 2016 & 2017



Month	Adjusted Scheduled Activity (UDA)	
	2016	2017
April	830	1,441
May	3,376	4,168
June	5,185	6,082
July	9,038	8,957
August	10,907	10,775
September	13,272	12,959
October	15,652	15,406
November	18,094	17,855
December	20,879	20,391
January	22,015	22,359
February	25,562	24,818
March	27,841	27,378
April	28,710	28,533
May	28,725	28,541
June	28,738	28,546

### QUALITY

	Quantity	Base Number	Contract	AT	Region	England
% of FP17s for the same patient ID Re-attending within 3 months - Children	130	2,831	4.6%	11.2%	12.0%	12.3%
% of FP17s for the same patient ID Re-attending within 3 months - Adults	1,689	14,288	11.8%	15.2%	16.0%	16.7%
% of FP17s for the same patient ID Re-attending between 3 & 9 months - Children	1,734	2,831	61.3%	58.8%	58.8%	57.6%
% of FP17s for the same patient ID Re-attending between 3 & 9 months - Adults	8,016	14,288	56.1%	49.2%	51.2%	50.1%
% of FP17s for Band 1 Urgent Courses	1,054	17,090	6.2%	9.5%	8.0%	9.1%
% of FP17s Relating to Free Repair or Replacements	69	17,090	0.4%	0.8%	0.8%	0.8%
% of FP17s Relating to Continuations	237	17,090	1.4%	1.3%	1.2%	1.2%
% of Patients satisfied with the dentistry they have received	16	17	94.1%	91.9%	92.7%	92.8%
% of Patients satisfied with the time they had to wait for an appointment	16	17	94.1%	86.5%	89.1%	88.7%

\* This is based on patients treated on this contract for their most recent course of treatment. Figures in italics indicate the base number of FP17s or Patient Questionnaire responses are less than 100. N/A is shown where the base number of responses is less than 10 during the period. % is calculated as Quantity/Base number\*100

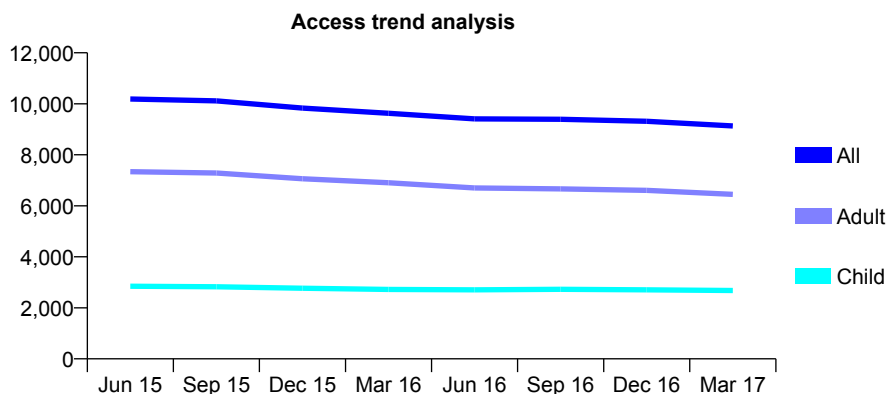
## Q56 - Vital Signs At a Glance Contract Report for 933902/0001 - Year end March 2017

Name or company name	MR KG MAKWANA
Contract type name	PDS Contract
Purpose of contract	General
Contract start date	01/04/2006
Contract end date	31/03/2018

16/17 Contracted general activity (UDA)	25,000
Carry forward general activity (UDA)	0
16/17 Contracted orthodontic activity (UOA)	0
Carry forward orthodontic activity (UOA)	0
Baseline contract value	£676,741.44

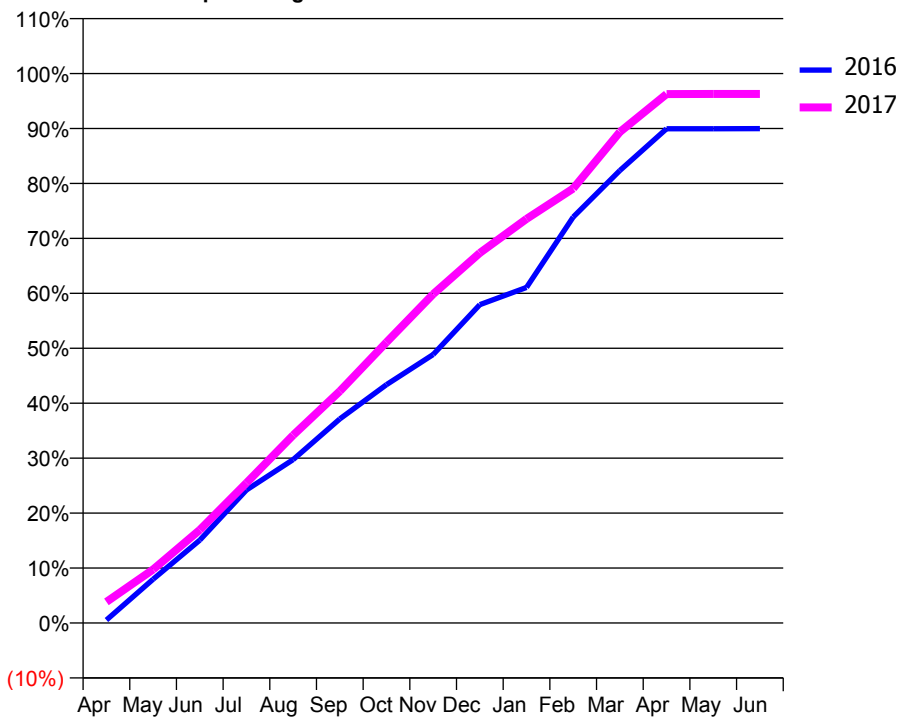
### ACCESS\*

Patients seen in 24 months	Total	Change since previous quarter
Quarter ending March 2016	9,628	
Quarter ending June 2016	9,407	↓
Quarter ending September 2016	9,391	→
Quarter ending December 2016	9,314	→
Quarter ending March 2017	9,130	↓
<b>Variance since March 2016</b>	<b>(5.2%)</b>	<b>↓</b>



### ACTIVITY

Cumulative percentage of contracted UDA delivered 2016 & 2017



Month	Adjusted Scheduled Activity (UDA)	
	2016	2017
April	137	964
May	1,992	2,434
June	3,773	4,239
July	6,051	6,374
August	7,436	8,545
September	9,282	10,546
October	10,843	12,773
November	12,215	14,967
December	14,487	16,841
January	15,268	18,388
February	18,472	19,769
March	20,585	22,342
April	22,484	24,066
May	22,489	24,072
June	22,490	24,072

### QUALITY

	Quantity	Base Number	Contract	AT	Region	England
% of FP17s for the same patient ID Re-attending within 3 months - Children	332	4,197	7.9%	11.2%	12.0%	12.3%
% of FP17s for the same patient ID Re-attending within 3 months - Adults	1,377	9,621	14.3%	15.2%	16.0%	16.7%
% of FP17s for the same patient ID Re-attending between 3 & 9 months - Children	2,620	4,197	62.4%	58.8%	58.8%	57.6%
% of FP17s for the same patient ID Re-attending between 3 & 9 months - Adults	5,825	9,621	60.5%	49.2%	51.2%	50.1%
% of FP17s for Band 1 Urgent Courses	1,109	13,621	8.1%	9.5%	8.0%	9.1%
% of FP17s Relating to Free Repair or Replacements	166	13,621	1.2%	0.8%	0.8%	0.8%
% of FP17s Relating to Continuations	76	13,621	0.6%	1.3%	1.2%	1.2%
% of Patients satisfied with the dentistry they have received	6	8	N/A	91.9%	92.7%	92.8%
% of Patients satisfied with the time they had to wait for an appointment	7	8	N/A	86.5%	89.1%	88.7%

\* This is based on patients treated on this contract for their most recent course of treatment. Figures in italics indicate the base number of FP17s or Patient Questionnaire responses are less than 100. N/A is shown where the base number of responses is less than 10 during the period. % is calculated as Quantity/Base number\*100

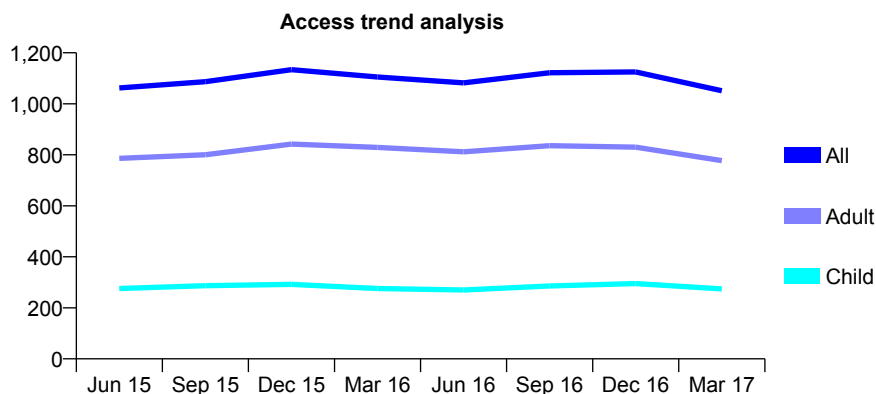
## Q56 - Vital Signs At a Glance Contract Report for 934844/0001 - Year end March 2017

Name or company name	MR S GHASEMZADEH KERMANSHAHI
Contract type name	GDS Contract
Purpose of contract	General
Contract start date	01/04/2006
Contract end date	

16/17 Contracted general activity (UDA)	2,891
Carry forward general activity (UDA)	0
16/17 Contracted orthodontic activity (UOA)	0
Carry forward orthodontic activity (UOA)	0
Baseline contract value	£71,993.28

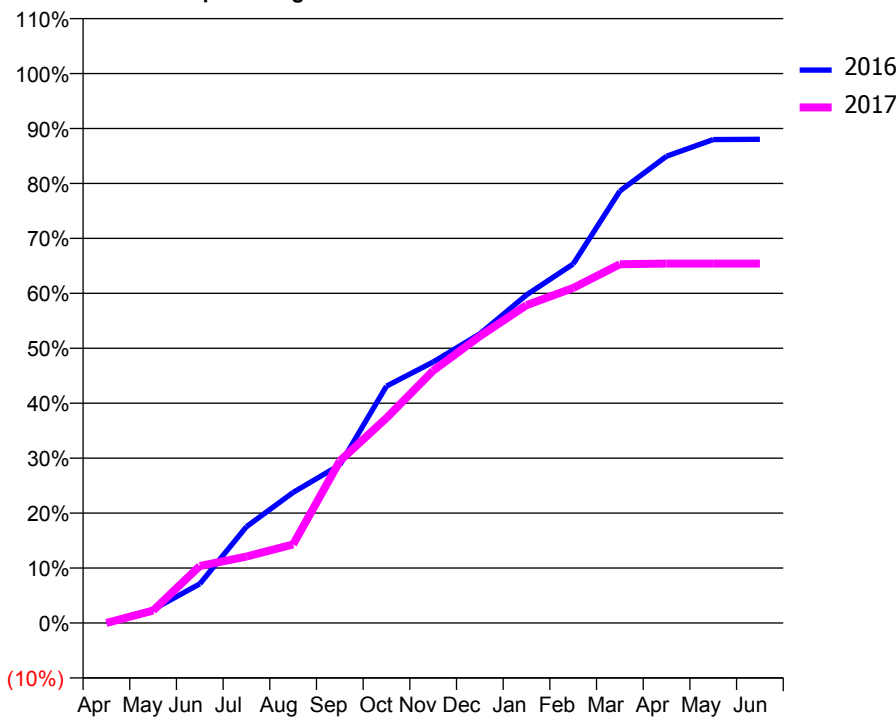
### ACCESS\*

Patients seen in 24 months	Total	Change since previous quarter
Quarter ending March 2016	1,105	
Quarter ending June 2016	1,082	↓
Quarter ending September 2016	1,122	↑
Quarter ending December 2016	1,125	→
Quarter ending March 2017	1,051	↓
<b>Variance since March 2016</b>	<b>(4.9%)</b>	<b>↓</b>



### ACTIVITY

Cumulative percentage of contracted UDA delivered 2016 & 2017



Adjusted Scheduled Activity (UDA)

Month	2016	2017
April	0	0
May	71	66
June	206	300
July	507	350
August	687	414
September	832	852
October	1,246	1,079
November	1,374	1,328
December	1,521	1,509
January	1,726	1,672
February	1,889	1,762
March	2,273	1,887
April	2,456	1,891
May	2,543	1,891
June	2,545	1,891

### QUALITY

	Quantity	Base Number	Contract	AT	Region	England
% of FP17s for the same patient ID Re-attending within 3 months - Children	11	295	3.7%	11.2%	12.0%	12.3%
% of FP17s for the same patient ID Re-attending within 3 months - Adults	86	870	9.9%	15.2%	16.0%	16.7%
% of FP17s for the same patient ID Re-attending between 3 & 9 months - Children	130	295	44.1%	58.8%	58.8%	57.6%
% of FP17s for the same patient ID Re-attending between 3 & 9 months - Adults	436	870	50.1%	49.2%	51.2%	50.1%
% of FP17s for Band 1 Urgent Courses	111	1,040	10.7%	9.5%	8.0%	9.1%
% of FP17s Relating to Free Repair or Replacements	3	1,040	0.3%	0.8%	0.8%	0.8%
% of FP17s Relating to Continuations	0	1,040	0.0%	1.3%	1.2%	1.2%
% of Patients satisfied with the dentistry they have received	1	1	N/A	91.9%	92.7%	92.8%
% of Patients satisfied with the time they had to wait for an appointment	1	1	N/A	86.5%	89.1%	88.7%

\* This is based on patients treated on this contract for their most recent course of treatment. Figures in italics indicate the base number of FP17s or Patient Questionnaire responses are less than 100. N/A is shown where the base number of responses is less than 10 during the period. % is calculated as Quantity/Base number\*100

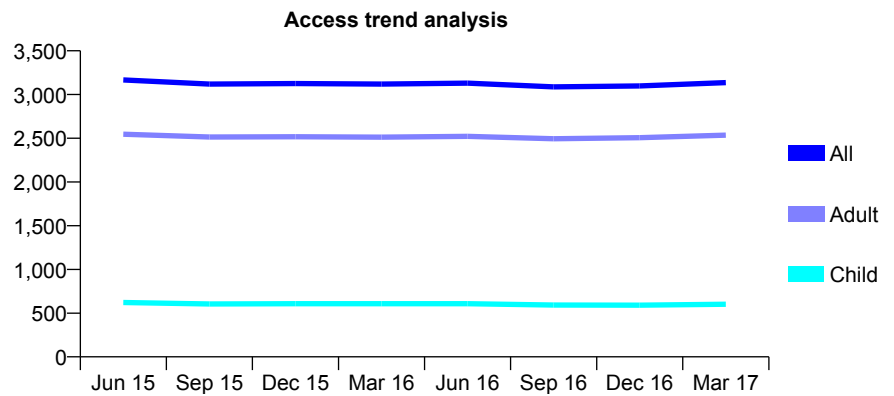
## Q56 - Vital Signs At a Glance Contract Report for 936618/0001 - Year end March 2017

Name or company name	MR MR GOODARZI
Contract type name	GDS Contract
Purpose of contract	General
Contract start date	01/04/2006
Contract end date	

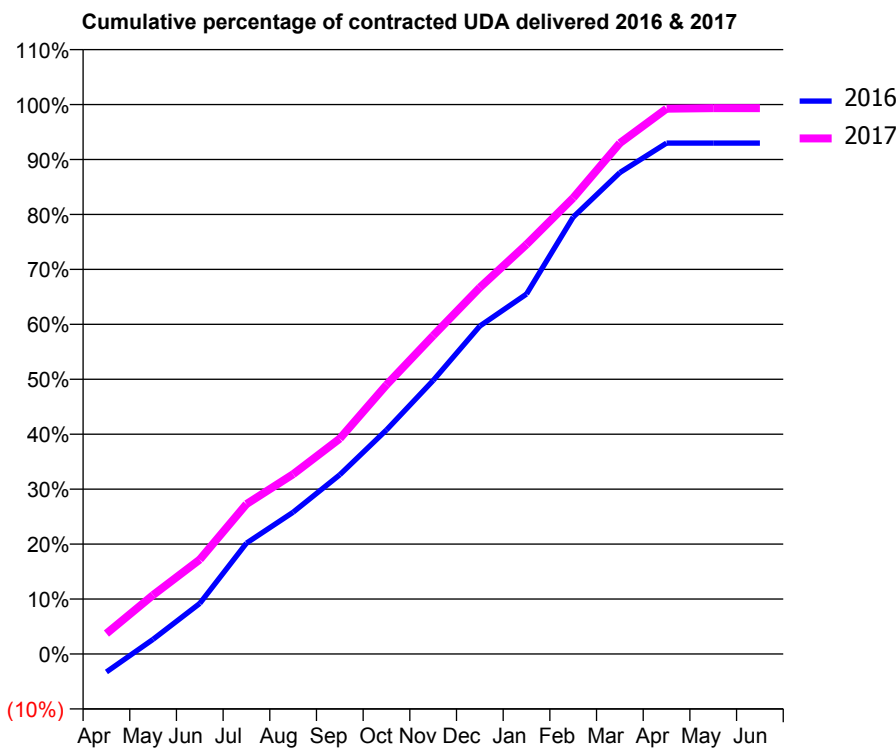
16/17 Contracted general activity (UDA)	10,000
Carry forward general activity (UDA)	0
16/17 Contracted orthodontic activity (UOA)	0
Carry forward orthodontic activity (UOA)	0
Baseline contract value	£255,945.80

### ACCESS\*

Patients seen in 24 months	Total	Change since previous quarter
Quarter ending March 2016	3,119	
Quarter ending June 2016	3,130	→
Quarter ending September 2016	3,087	↓
Quarter ending December 2016	3,098	→
Quarter ending March 2017	3,136	→
<b>Variance since March 2016</b>	<b>0.5%</b>	<b>→</b>



### ACTIVITY



Month	Adjusted Scheduled Activity (UDA)	
	2016	2017
April	-312	373
May	255	1,074
June	875	1,720
July	1,918	2,730
August	2,452	3,272
September	3,099	3,920
October	3,873	4,897
November	4,729	5,794
December	5,670	6,670
January	6,224	7,453
February	7,553	8,300
March	8,323	9,297
April	8,832	9,925
May	8,832	9,934
June	8,832	9,934

### QUALITY

	Quantity	Base Number	Contract	AT	Region	England
% of FP17s for the same patient ID Re-attending within 3 months - Children	46	875	5.3%	11.2%	12.0%	12.3%
% of FP17s for the same patient ID Re-attending within 3 months - Adults	689	3,603	19.1%	15.2%	16.0%	16.7%
% of FP17s for the same patient ID Re-attending between 3 & 9 months - Children	563	875	64.3%	58.8%	58.8%	57.6%
% of FP17s for the same patient ID Re-attending between 3 & 9 months - Adults	1,593	3,603	44.2%	49.2%	51.2%	50.1%
% of FP17s for Band 1 Urgent Courses	464	4,479	10.4%	9.5%	8.0%	9.1%
% of FP17s Relating to Free Repair or Replacements	34	4,479	0.8%	0.8%	0.8%	0.8%
% of FP17s Relating to Continuations	88	4,479	2.0%	1.3%	1.2%	1.2%
% of Patients satisfied with the dentistry they have received	10	11	90.9%	91.9%	92.7%	92.8%
% of Patients satisfied with the time they had to wait for an appointment	11	11	100.0%	86.5%	89.1%	88.7%

\* This is based on patients treated on this contract for their most recent course of treatment. Figures in italics indicate the base number of FP17s or Patient Questionnaire responses are less than 100. N/A is shown where the base number of responses is less than 10 during the period. % is calculated as Quantity/Base number\*100



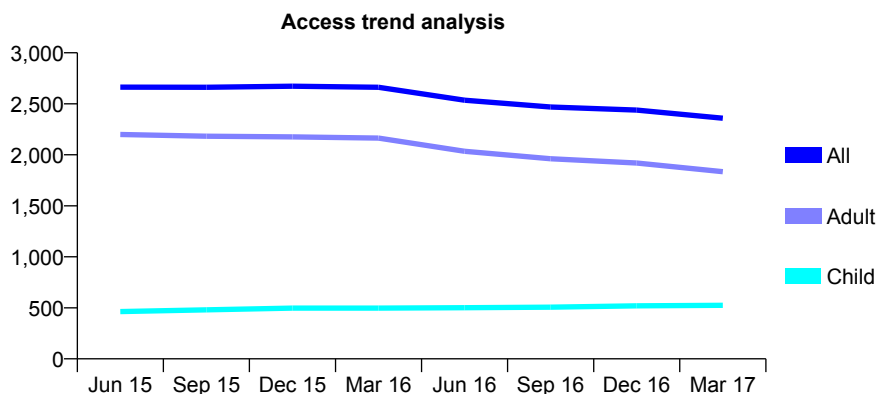
## Q56 - Vital Signs At a Glance Contract Report for 943509/0001 - Year end March 2017

Name or company name	MR A ABDOLLAHI
Contract type name	GDS Contract
Purpose of contract	General
Contract start date	01/04/2006
Contract end date	

16/17 Contracted general activity (UDA)	11,000
Carry forward general activity (UDA)	0
16/17 Contracted orthodontic activity (UOA)	0
Carry forward orthodontic activity (UOA)	0
Baseline contract value	£290,017.45

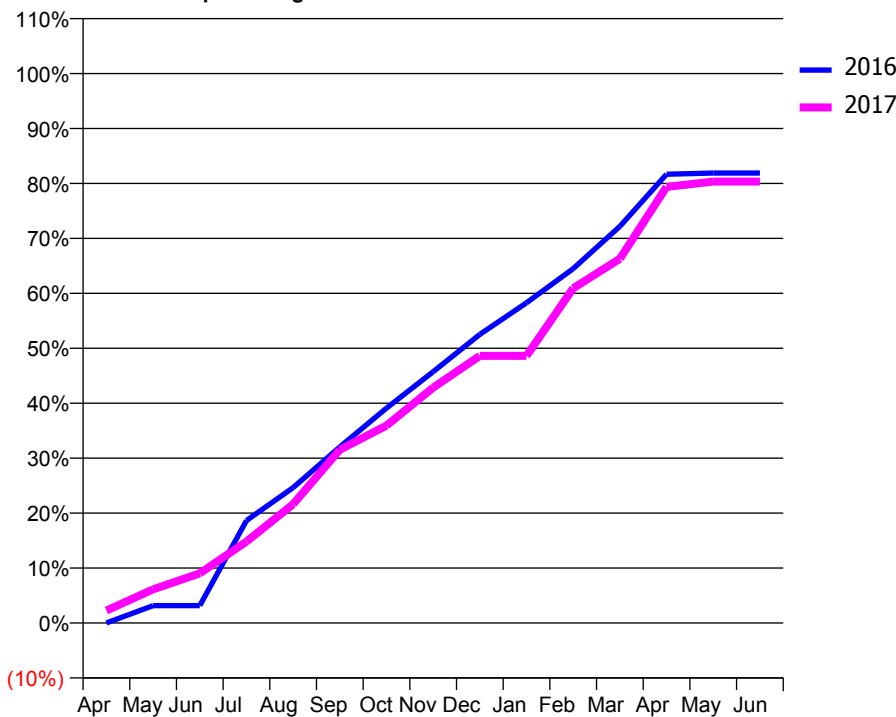
### ACCESS\*

Patients seen in 24 months	Total	Change since previous quarter
Quarter ending March 2016	2,662	
Quarter ending June 2016	2,535	↓
Quarter ending September 2016	2,469	↓
Quarter ending December 2016	2,439	↓
Quarter ending March 2017	2,359	↓
<b>Variance since March 2016</b>	<b>(11.4%)</b>	<b>↓</b>



### ACTIVITY

Cumulative percentage of contracted UDA delivered 2016 & 2017



Month	Adjusted Scheduled Activity (UDA)	
	2016	2017
April	0	249
May	349	673
June	349	993
July	2,052	1,629
August	2,712	2,381
September	3,524	3,470
October	4,300	3,953
November	5,031	4,713
December	5,777	5,349
January	6,411	5,349
February	7,093	6,700
March	7,941	7,291
April	8,983	8,730
May	9,007	8,838
June	9,007	8,838

### QUALITY

	Quantity	Base Number	Contract	AT	Region	England
% of FP17s for the same patient ID Re-attending within 3 months - Children	33	682	4.8%	11.2%	12.0%	12.3%
% of FP17s for the same patient ID Re-attending within 3 months - Adults	208	2,374	8.8%	15.2%	16.0%	16.7%
% of FP17s for the same patient ID Re-attending between 3 & 9 months - Children	397	682	58.2%	58.8%	58.8%	57.6%
% of FP17s for the same patient ID Re-attending between 3 & 9 months - Adults	1,452	2,374	61.2%	49.2%	51.2%	50.1%
% of FP17s for Band 1 Urgent Courses	306	3,173	9.6%	9.5%	8.0%	9.1%
% of FP17s Relating to Free Repair or Replacements	0	3,173	0.0%	0.8%	0.8%	0.8%
% of FP17s Relating to Continuations	0	3,173	0.0%	1.3%	1.2%	1.2%
% of Patients satisfied with the dentistry they have received	4	4	N/A	91.9%	92.7%	92.8%
% of Patients satisfied with the time they had to wait for an appointment	4	4	N/A	86.5%	89.1%	88.7%

\* This is based on patients treated on this contract for their most recent course of treatment. Figures in italics indicate the base number of FP17s or Patient Questionnaire responses are less than 100. N/A is shown where the base number of responses is less than 10 during the period. % is calculated as Quantity/Base number\*100

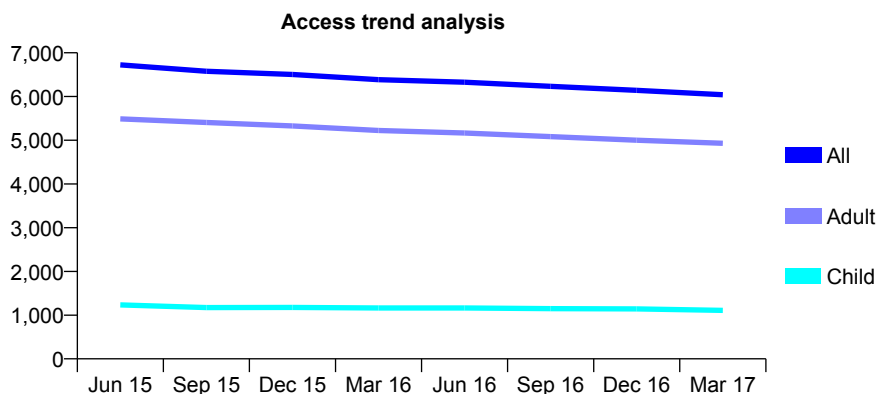
## Q56 - Vital Signs At a Glance Contract Report for 949558/0001 - Year end March 2017

Name or company name	MR DF EVANS
Contract type name	GDS Contract
Purpose of contract	General
Contract start date	02/11/2007
Contract end date	

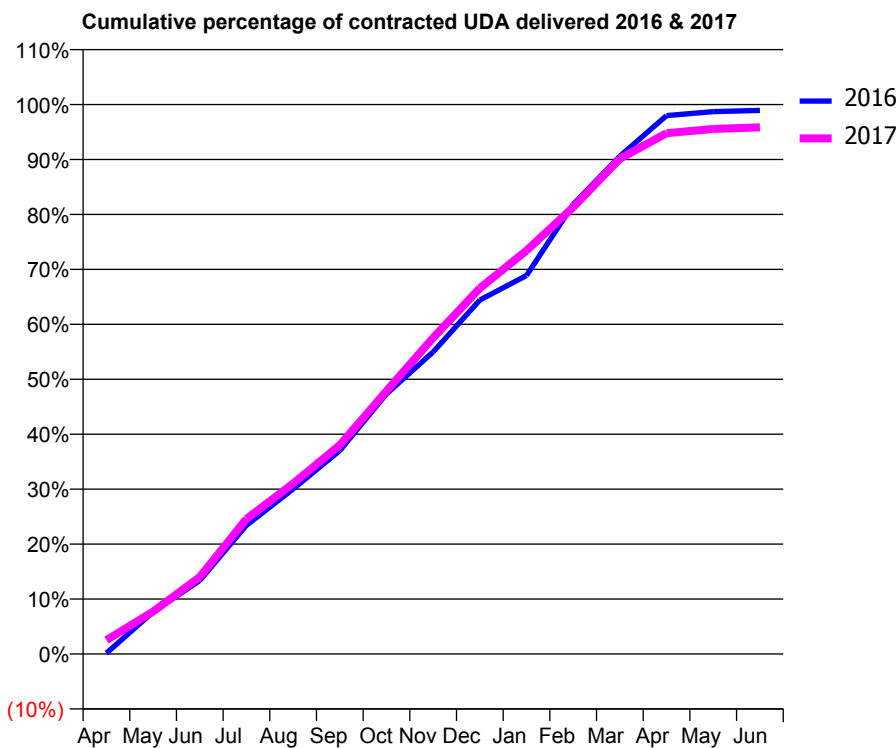
16/17 Contracted general activity (UDA)	19,076
Carry forward general activity (UDA)	204
16/17 Contracted orthodontic activity (UOA)	0
Carry forward orthodontic activity (UOA)	0
Baseline contract value	£450,258.51

### ACCESS\*

Patients seen in 24 months	Total	Change since previous quarter
Quarter ending March 2016	6,386	
Quarter ending June 2016	6,328	→
Quarter ending September 2016	6,233	↓
Quarter ending December 2016	6,142	↓
Quarter ending March 2017	6,040	↓
<b>Variance since March 2016</b>	<b>(5.4%)</b>	<b>↓</b>



### ACTIVITY



Month	Adjusted Scheduled Activity (UDA)	
	2016	2017
April	29	486
May	1,459	1,475
June	2,555	2,675
July	4,467	4,693
August	5,728	5,918
September	7,060	7,254
October	9,031	9,132
November	10,486	10,979
December	12,290	12,701
January	13,140	14,007
February	15,608	15,512
March	17,281	17,195
April	18,692	18,079
May	18,830	18,226
June	18,872	18,284

### QUALITY

	Quantity	Base Number	Contract	AT	Region	England
% of FP17s for the same patient ID Re-attending within 3 months - Children	129	1,586	8.1%	11.2%	12.0%	12.3%
% of FP17s for the same patient ID Re-attending within 3 months - Adults	1,290	6,985	18.5%	15.2%	16.0%	16.7%
% of FP17s for the same patient ID Re-attending between 3 & 9 months - Children	682	1,586	43.0%	58.8%	58.8%	57.6%
% of FP17s for the same patient ID Re-attending between 3 & 9 months - Adults	2,824	6,985	40.4%	49.2%	51.2%	50.1%
% of FP17s for Band 1 Urgent Courses	858	7,958	10.8%	9.5%	8.0%	9.1%
% of FP17s Relating to Free Repair or Replacements	117	7,958	1.5%	0.8%	0.8%	0.8%
% of FP17s Relating to Continuations	297	7,958	3.7%	1.3%	1.2%	1.2%
% of Patients satisfied with the dentistry they have received	21	24	87.5%	91.9%	92.7%	92.8%
% of Patients satisfied with the time they had to wait for an appointment	19	24	79.2%	86.5%	89.1%	88.7%

\* This is based on patients treated on this contract for their most recent course of treatment. Figures in italics indicate the base number of FP17s or Patient Questionnaire responses are less than 100. N/A is shown where the base number of responses is less than 10 during the period. % is calculated as Quantity/Base number\*100

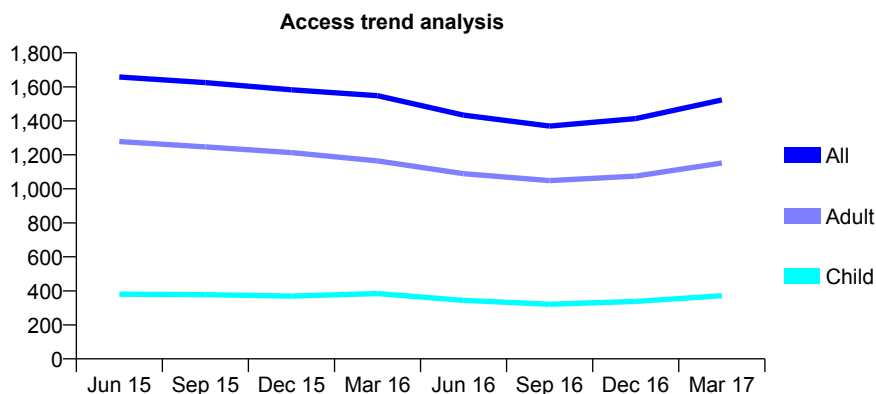
## Q56 - Vital Signs At a Glance Contract Report for 949558/0002 - Year end March 2017

Name or company name	MR DF EVANS
Contract type name	GDS Contract
Purpose of contract	General
Contract start date	01/02/2012
Contract end date	

16/17 Contracted general activity (UDA)	4,241
Carry forward general activity (UDA)	36
16/17 Contracted orthodontic activity (UOA)	0
Carry forward orthodontic activity (UOA)	0
Baseline contract value	£86,584.35

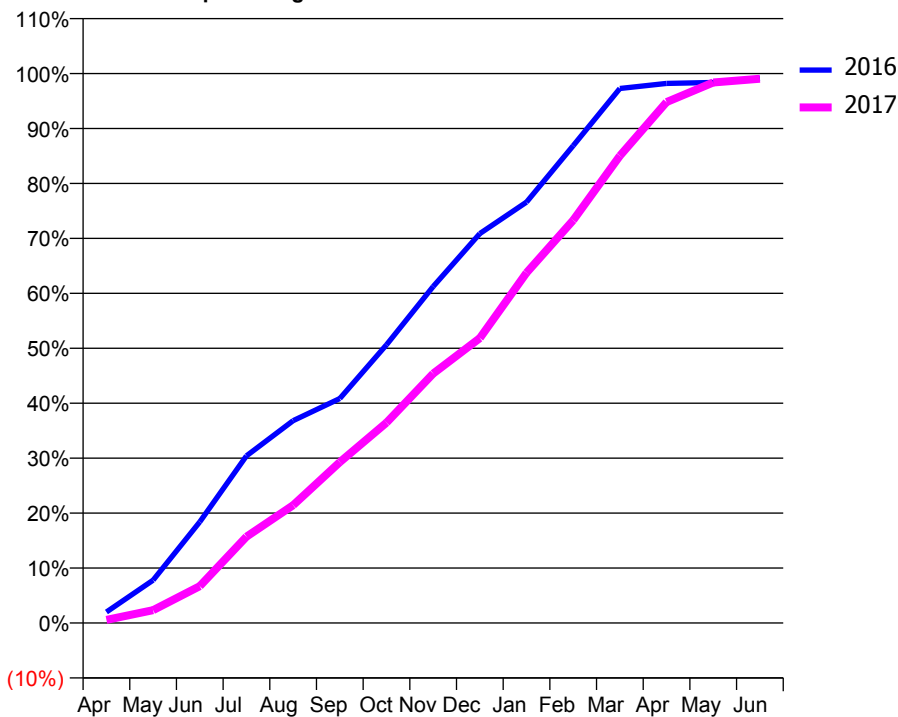
### ACCESS\*

Patients seen in 24 months	Total	Change since previous quarter
Quarter ending March 2016	1,548	
Quarter ending June 2016	1,433	↓
Quarter ending September 2016	1,369	↓
Quarter ending December 2016	1,413	↑
Quarter ending March 2017	1,523	↑
<b>Variance since March 2016</b>	<b>(1.6%)</b>	<b>↓</b>



### ACTIVITY

Cumulative percentage of contracted UDA delivered 2016 & 2017



### QUALITY

	Quantity	Base Number	Contract	AT	Region	England
% of FP17s for the same patient ID Re-attending within 3 months - Children	28	443	6.3%	11.2%	12.0%	12.3%
% of FP17s for the same patient ID Re-attending within 3 months - Adults	153	1,387	11.0%	15.2%	16.0%	16.7%
% of FP17s for the same patient ID Re-attending between 3 & 9 months - Children	168	443	37.9%	58.8%	58.8%	57.6%
% of FP17s for the same patient ID Re-attending between 3 & 9 months - Adults	439	1,387	31.7%	49.2%	51.2%	50.1%
% of FP17s for Band 1 Urgent Courses	248	2,041	12.2%	9.5%	8.0%	9.1%
% of FP17s Relating to Free Repair or Replacements	30	2,041	1.5%	0.8%	0.8%	0.8%
% of FP17s Relating to Continuations	35	2,041	1.7%	1.3%	1.2%	1.2%
% of Patients satisfied with the dentistry they have received	0	0	N/A	91.9%	92.7%	92.8%
% of Patients satisfied with the time they had to wait for an appointment	0	0	N/A	86.5%	89.1%	88.7%

\* This is based on patients treated on this contract for their most recent course of treatment. Figures in italics indicate the base number of FP17s or Patient Questionnaire responses are less than 100. N/A is shown where the base number of responses is less than 10 during the period. % is calculated as Quantity/Base number\*100

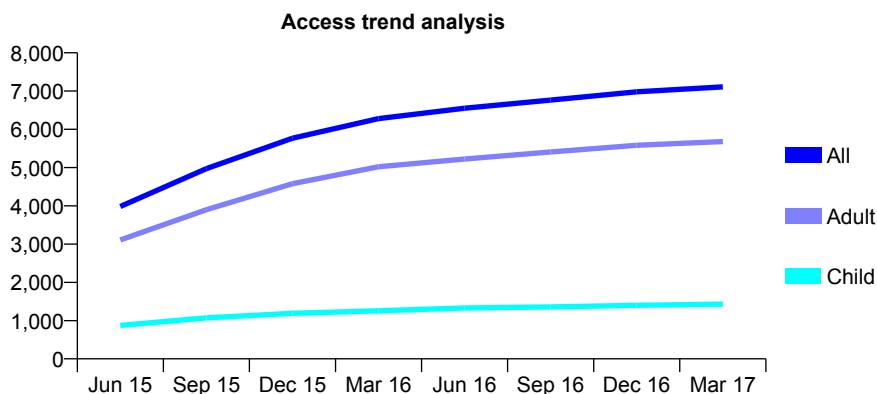
## Q56 - Vital Signs At a Glance Contract Report for 962988/0001 - Year end March 2017

Name or company name	MR HS PABARI
Contract type name	GDS Contract
Purpose of contract	General
Contract start date	01/01/2015
Contract end date	

16/17 Contracted general activity (UDA)	21,687
Carry forward general activity (UDA)	836
16/17 Contracted orthodontic activity (UOA)	0
Carry forward orthodontic activity (UOA)	0
Baseline contract value	£504,147.53

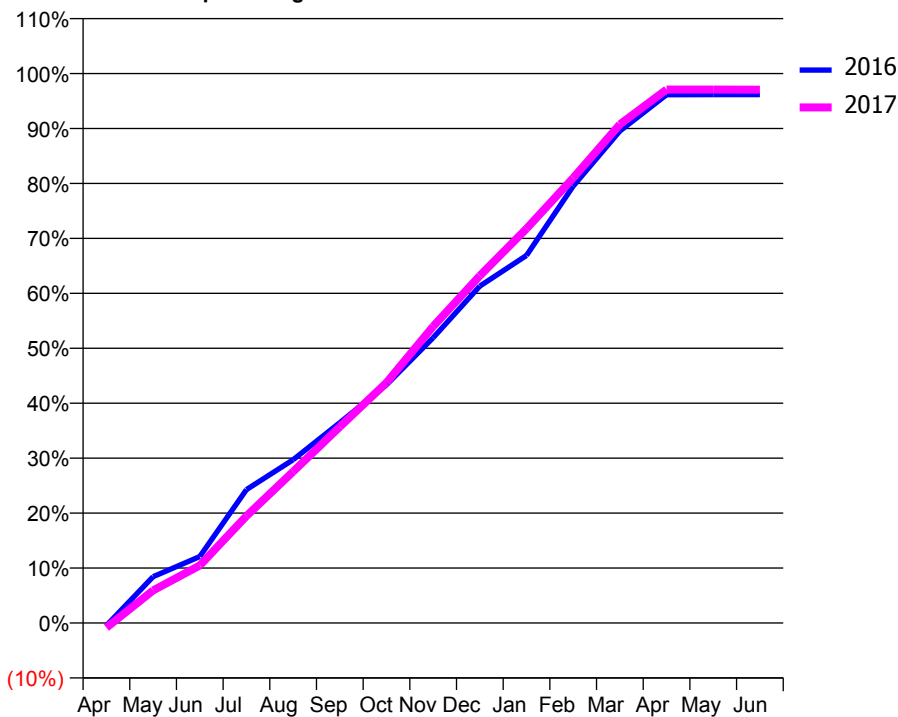
### ACCESS\*

Patients seen in 24 months	Total	Change since previous quarter
Quarter ending March 2016	6,280	
Quarter ending June 2016	6,553	↑
Quarter ending September 2016	6,764	↑
Quarter ending December 2016	6,981	↑
Quarter ending March 2017	7,110	→
<b>Variance since March 2016</b>	<b>13.2%</b>	<b>↑</b>



### ACTIVITY

**Cumulative percentage of contracted UDA delivered 2016 & 2017**



Month	Adjusted Scheduled Activity (UDA)	
	2016	2017
April	-101	-188
May	1,830	1,287
June	2,626	2,269
July	5,268	4,222
August	6,443	5,977
September	7,909	7,745
October	9,402	9,486
November	11,259	11,709
December	13,299	13,705
January	14,507	15,565
February	17,242	17,564
March	19,418	19,681
April	20,847	21,052
May	20,853	21,052
June	20,851	21,051

### QUALITY

	Quantity	Base Number	Contract	AT	Region	England
% of FP17s for the same patient ID Re-attending within 3 months - Children	198	2,140	9.3%	11.2%	12.0%	12.3%
% of FP17s for the same patient ID Re-attending within 3 months - Adults	860	7,064	12.2%	15.2%	16.0%	16.7%
% of FP17s for the same patient ID Re-attending between 3 & 9 months - Children	1,203	2,140	56.2%	58.8%	58.8%	57.6%
% of FP17s for the same patient ID Re-attending between 3 & 9 months - Adults	3,427	7,064	48.5%	49.2%	51.2%	50.1%
% of FP17s for Band 1 Urgent Courses	649	9,275	7.0%	9.5%	8.0%	9.1%
% of FP17s Relating to Free Repair or Replacements	80	9,275	0.9%	0.8%	0.8%	0.8%
% of FP17s Relating to Continuations	38	9,275	0.4%	1.3%	1.2%	1.2%
% of Patients satisfied with the dentistry they have received	8	8	N/A	91.9%	92.7%	92.8%
% of Patients satisfied with the time they had to wait for an appointment	8	8	N/A	86.5%	89.1%	88.7%

\* This is based on patients treated on this contract for their most recent course of treatment. Figures in italics indicate the base number of FP17s or Patient Questionnaire responses are less than 100. N/A is shown where the base number of responses is less than 10 during the period. % is calculated as Quantity/Base number\*100

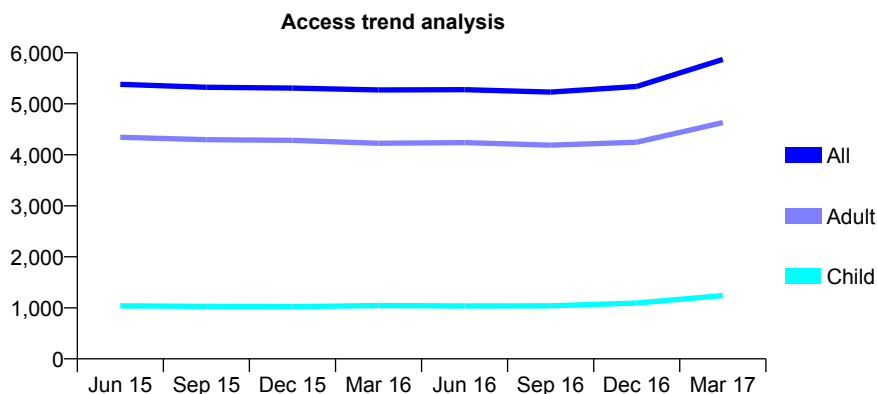
## Q56 - Vital Signs At a Glance Contract Report for 966215/0001 - Year end March 2017

Name or company name	Mr AA KHANNA, A KAUR, A KOUR
Contract type name	GDS Contract
Purpose of contract	General
Contract start date	13/07/2010
Contract end date	

16/17 Contracted general activity (UDA)	17,220
Carry forward general activity (UDA)	290
16/17 Contracted orthodontic activity (UOA)	0
Carry forward orthodontic activity (UOA)	0
Baseline contract value	£422,360.66

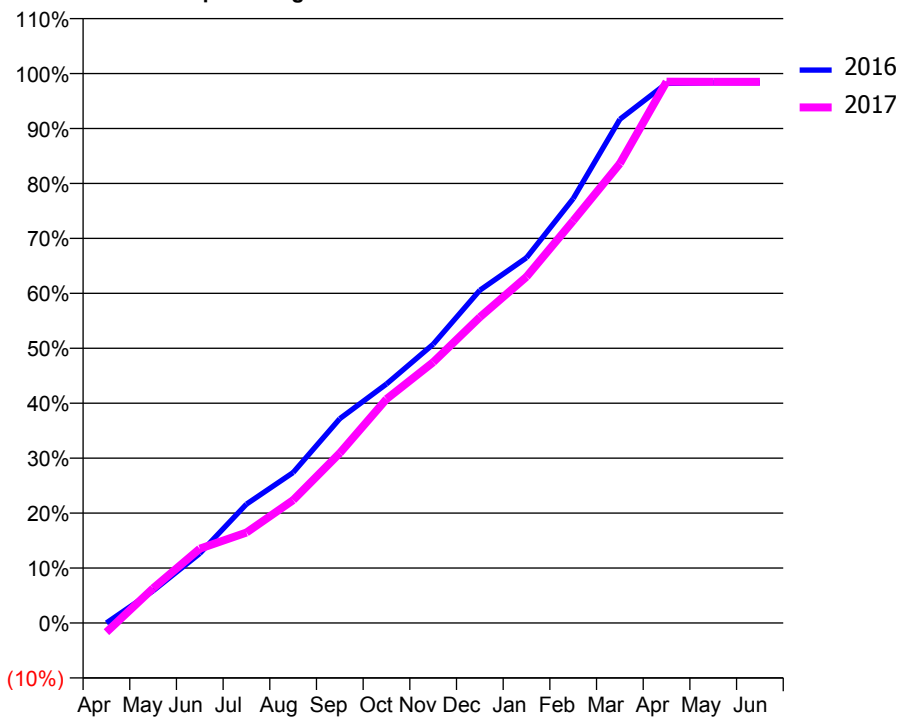
### ACCESS\*

Patients seen in 24 months	Total	Change since previous quarter
Quarter ending March 2016	5,272	
Quarter ending June 2016	5,277	→
Quarter ending September 2016	5,230	→
Quarter ending December 2016	5,339	↑
Quarter ending March 2017	5,871	↑
<b>Variance since March 2016</b>	<b>11.4%</b>	<b>↑</b>



### ACTIVITY

Cumulative percentage of contracted UDA delivered 2016 & 2017



Adjusted Scheduled Activity (UDA)

Month	2016	2017
April	0	-290
May	1,007	1,088
June	2,181	2,331
July	3,726	2,835
August	4,717	3,853
September	6,404	5,324
October	7,489	7,018
November	8,735	8,172
December	10,427	9,584
January	11,447	10,850
February	13,297	12,605
March	15,786	14,397
April	16,910	16,963
May	16,930	16,960
June	16,930	16,959

### QUALITY

	Quantity	Base Number	Contract	AT	Region	England
% of FP17s for the same patient ID Re-attending within 3 months - Children	86	1,692	5.1%	11.2%	12.0%	12.3%
% of FP17s for the same patient ID Re-attending within 3 months - Adults	755	6,160	12.3%	15.2%	16.0%	16.7%
% of FP17s for the same patient ID Re-attending between 3 & 9 months - Children	983	1,692	58.1%	58.8%	58.8%	57.6%
% of FP17s for the same patient ID Re-attending between 3 & 9 months - Adults	3,575	6,160	58.0%	49.2%	51.2%	50.1%
% of FP17s for Band 1 Urgent Courses	729	8,486	8.6%	9.5%	8.0%	9.1%
% of FP17s Relating to Free Repair or Replacements	33	8,486	0.4%	0.8%	0.8%	0.8%
% of FP17s Relating to Continuations	31	8,486	0.4%	1.3%	1.2%	1.2%
% of Patients satisfied with the dentistry they have received	8	10	80.0%	91.9%	92.7%	92.8%
% of Patients satisfied with the time they had to wait for an appointment	9	10	90.0%	86.5%	89.1%	88.7%

\* This is based on patients treated on this contract for their most recent course of treatment. Figures in italics indicate the base number of FP17s or Patient Questionnaire responses are less than 100. N/A is shown where the base number of responses is less than 10 during the period. % is calculated as Quantity/Base number\*100

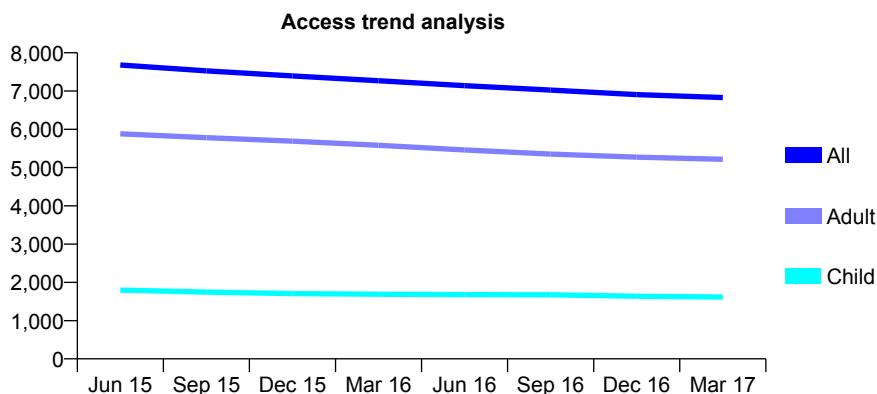
## Q56 - Vital Signs At a Glance Contract Report for 968269/0002 - Year end March 2017

Name or company name	MR IS LEIGHTON-SCOTT
Contract type name	GDS Contract
Purpose of contract	General
Contract start date	17/01/2013
Contract end date	

16/17 Contracted general activity (UDA)	17,000
Carry forward general activity (UDA)	-340
16/17 Contracted orthodontic activity (UOA)	0
Carry forward orthodontic activity (UOA)	0
Baseline contract value	£387,207.35

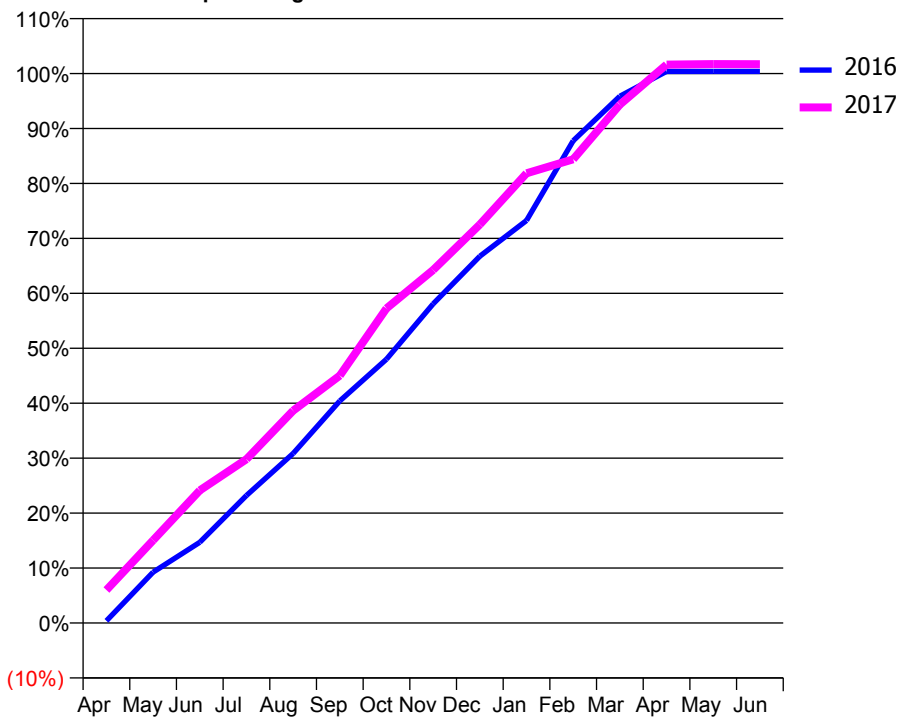
### ACCESS\*

Patients seen in 24 months	Total	Change since previous quarter
Quarter ending March 2016	7,270	
Quarter ending June 2016	7,139	↓
Quarter ending September 2016	7,026	↓
Quarter ending December 2016	6,908	↓
Quarter ending March 2017	6,832	↓
<b>Variance since March 2016</b>	<b>(6.0%)</b>	↓



### ACTIVITY

Cumulative percentage of contracted UDA delivered 2016 & 2017



Month	Adjusted Scheduled Activity (UDA)	
	2016	2017
April	68	1,022
May	1,574	2,560
June	2,500	4,101
July	3,944	5,069
August	5,245	6,569
September	6,870	7,654
October	8,161	9,735
November	9,874	10,920
December	11,348	12,329
January	12,454	13,911
February	14,918	14,348
March	16,296	16,038
April	17,063	17,275
May	17,064	17,293
June	17,066	17,289

### QUALITY

	Quantity	Base Number	Contract	AT	Region	England
% of FP17s for the same patient ID Re-attending within 3 months - Children	178	2,490	7.1%	11.2%	12.0%	12.3%
% of FP17s for the same patient ID Re-attending within 3 months - Adults	705	6,753	10.4%	15.2%	16.0%	16.7%
% of FP17s for the same patient ID Re-attending between 3 & 9 months - Children	1,660	2,490	66.7%	58.8%	58.8%	57.6%
% of FP17s for the same patient ID Re-attending between 3 & 9 months - Adults	4,236	6,753	62.7%	49.2%	51.2%	50.1%
% of FP17s for Band 1 Urgent Courses	616	9,532	6.5%	9.5%	8.0%	9.1%
% of FP17s Relating to Free Repair or Replacements	47	9,532	0.5%	0.8%	0.8%	0.8%
% of FP17s Relating to Continuations	52	9,532	0.5%	1.3%	1.2%	1.2%
% of Patients satisfied with the dentistry they have received	12	12	100.0%	91.9%	92.7%	92.8%
% of Patients satisfied with the time they had to wait for an appointment	12	12	100.0%	86.5%	89.1%	88.7%

\* This is based on patients treated on this contract for their most recent course of treatment. Figures in italics indicate the base number of FP17s or Patient Questionnaire responses are less than 100. N/A is shown where the base number of responses is less than 10 during the period. % is calculated as Quantity/Base number\*100

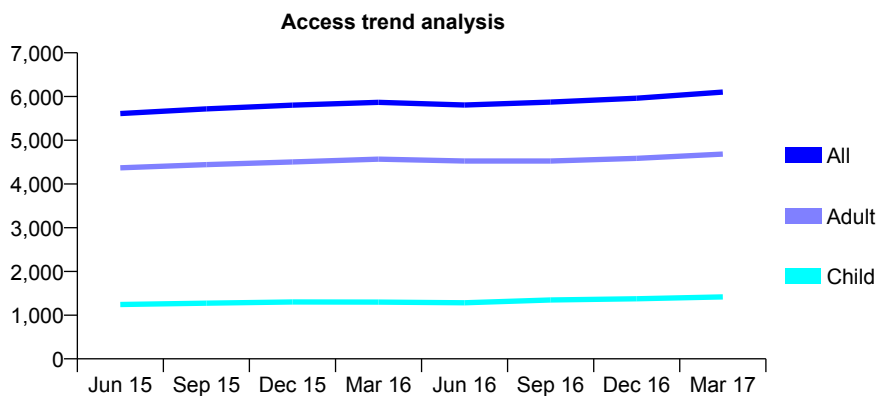
## Q56 - Vital Signs At a Glance Contract Report for 982881/0001 - Year end March 2017

Name or company name	MR JC HOLMES
Contract type name	Pilot Contract
Purpose of contract	General
Contract start date	01/04/2006
Contract end date	

16/17 Contracted general activity (UDA)	19,052
Carry forward general activity (UDA)	0
16/17 Contracted orthodontic activity (UOA)	0
Carry forward orthodontic activity (UOA)	0
Baseline contract value	£571,985.62

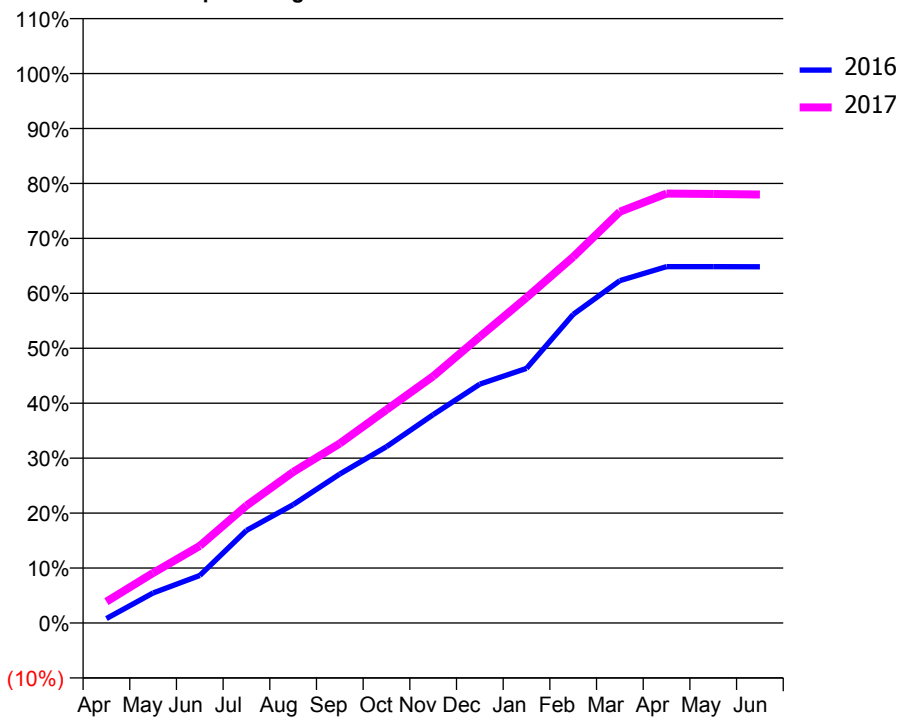
### ACCESS\*

Patients seen in 24 months	Total	Change since previous quarter
Quarter ending March 2016	5,868	
Quarter ending June 2016	5,807	↓
Quarter ending September 2016	5,872	→
Quarter ending December 2016	5,961	→
Quarter ending March 2017	6,101	↑
<b>Variance since March 2016</b>	<b>4.0%</b>	<b>↑</b>



### ACTIVITY

Cumulative percentage of contracted UDA delivered 2016 & 2017



Month	Adjusted Scheduled Activity (UDA)	
	2016	2017
April	157	743
May	1,040	1,736
June	1,646	2,673
July	3,211	4,069
August	4,103	5,238
September	5,168	6,224
October	6,113	7,397
November	7,224	8,555
December	8,283	9,930
January	8,830	11,283
February	10,700	12,695
March	11,870	14,262
April	12,354	14,890
May	12,358	14,874
June	12,352	14,859

### QUALITY

	Quantity	Base Number	Contract	AT	Region	England
% of FP17s for the same patient ID Re-attending within 3 months - Children	86	1,999	4.3%	11.2%	12.0%	12.3%
% of FP17s for the same patient ID Re-attending within 3 months - Adults	715	5,493	13.0%	15.2%	16.0%	16.7%
% of FP17s for the same patient ID Re-attending between 3 & 9 months - Children	1,121	1,999	56.1%	58.8%	58.8%	57.6%
% of FP17s for the same patient ID Re-attending between 3 & 9 months - Adults	2,220	5,493	40.4%	49.2%	51.2%	50.1%
% of FP17s for Band 1 Urgent Courses	470	7,477	6.3%	9.5%	8.0%	9.1%
% of FP17s Relating to Free Repair or Replacements	144	7,477	1.9%	0.8%	0.8%	0.8%
% of FP17s Relating to Continuations	43	7,477	0.6%	1.3%	1.2%	1.2%
% of Patients satisfied with the dentistry they have received	2	4	N/A	91.9%	92.7%	92.8%
% of Patients satisfied with the time they had to wait for an appointment	2	4	N/A	86.5%	89.1%	88.7%

\* This is based on patients treated on this contract for their most recent course of treatment. Figures in italics indicate the base number of FP17s or Patient Questionnaire responses are less than 100. N/A is shown where the base number of responses is less than 10 during the period. % is calculated as Quantity/Base number\*100



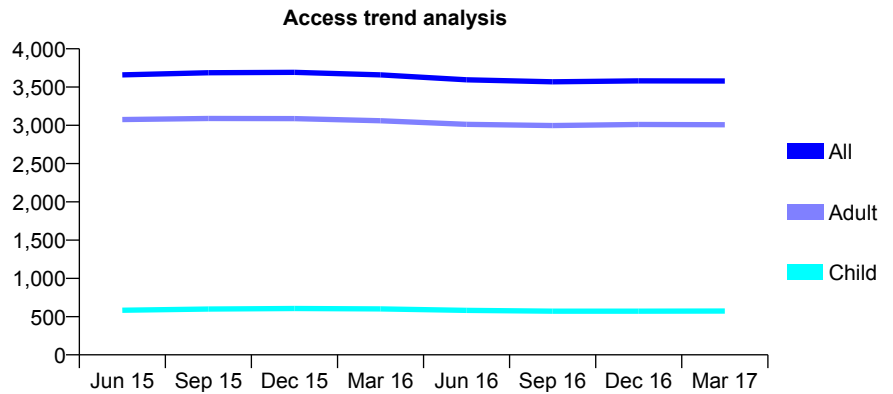
## Q56 - Vital Signs At a Glance Contract Report for 997730/0001 - Year end March 2017

Name or company name	MR AP YAXLEY
Contract type name	GDS Contract
Purpose of contract	General
Contract start date	01/04/2006
Contract end date	

16/17 Contracted general activity (UDA)	10,970
Carry forward general activity (UDA)	-219
16/17 Contracted orthodontic activity (UOA)	0
Carry forward orthodontic activity (UOA)	0
Baseline contract value	£246,321.13

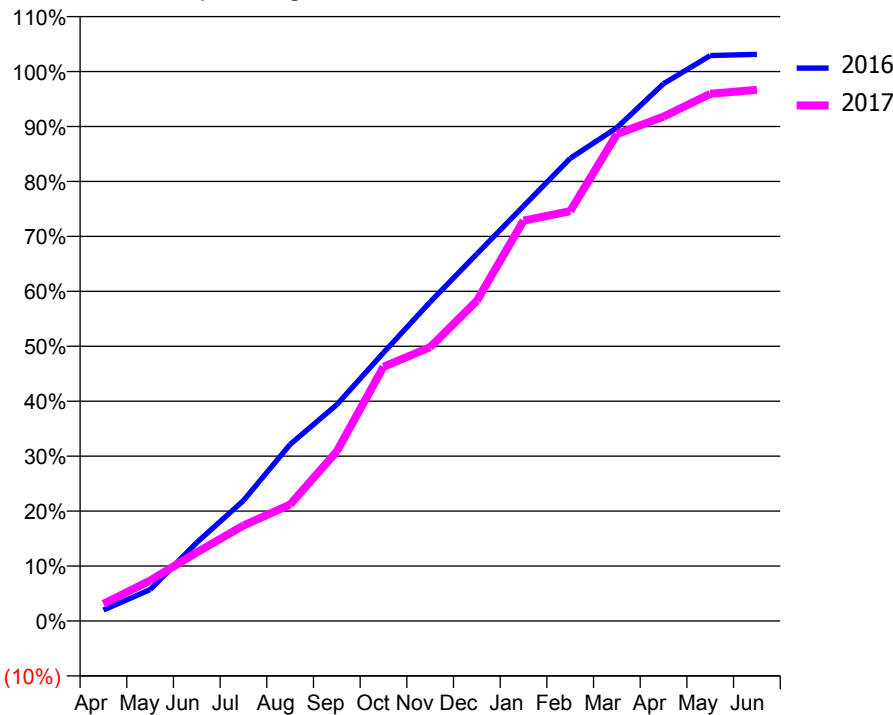
### ACCESS\*

Patients seen in 24 months	Total	Change since previous quarter
Quarter ending March 2016	3,660	
Quarter ending June 2016	3,595	↓
Quarter ending September 2016	3,568	→
Quarter ending December 2016	3,581	→
Quarter ending March 2017	3,579	→
<b>Variance since March 2016</b>	<b>(2.2%)</b>	<b>↓</b>



### ACTIVITY

Cumulative percentage of contracted UDA delivered 2016 & 2017



Month	Adjusted Scheduled Activity (UDA)	
	2016	2017
April	219	343
May	628	808
June	1,567	1,371
July	2,404	1,907
August	3,526	2,325
September	4,320	3,389
October	5,357	5,074
November	6,368	5,468
December	7,328	6,393
January	8,282	7,993
February	9,236	8,182
March	9,849	9,720
April	10,727	10,070
May	11,289	10,524
June	11,314	10,605

### QUALITY

	Quantity	Base Number	Contract	AT	Region	England
% of FP17s for the same patient ID Re-attending within 3 months - Children	72	716	10.1%	11.2%	12.0%	12.3%
% of FP17s for the same patient ID Re-attending within 3 months - Adults	784	3,907	20.1%	15.2%	16.0%	16.7%
% of FP17s for the same patient ID Re-attending between 3 & 9 months - Children	183	716	25.6%	58.8%	58.8%	57.6%
% of FP17s for the same patient ID Re-attending between 3 & 9 months - Adults	1,168	3,907	29.9%	49.2%	51.2%	50.1%
% of FP17s for Band 1 Urgent Courses	588	4,331	13.6%	9.5%	8.0%	9.1%
% of FP17s Relating to Free Repair or Replacements	150	4,331	3.5%	0.8%	0.8%	0.8%
% of FP17s Relating to Continuations	149	4,331	3.4%	1.3%	1.2%	1.2%
% of Patients satisfied with the dentistry they have received	6	6	N/A	91.9%	92.7%	92.8%
% of Patients satisfied with the time they had to wait for an appointment	6	6	N/A	86.5%	89.1%	88.7%

\* This is based on patients treated on this contract for their most recent course of treatment. Figures in italics indicate the base number of FP17s or Patient Questionnaire responses are less than 100. N/A is shown where the base number of responses is less than 10 during the period. % is calculated as Quantity/Base number\*100